

Average RPI Win: 312		WON-LOST RECORD	WINNING PCT. RANK	LAST 10 GAMES	STRENGTH OF SCHEDULE	OPP. STRENGTH OF SCHEDULE	TEAM RPI	ADJ. RPI	CONF. RPI	ADJ. CONF. RPI
Average RPI Loss: 178										
DIV. I ONLY		7- 8	203	4- 5	307	348	262	262	25	25
DIV. I NON-CONF.		3- 4	209	1- 1	239	349	249	249	25	25
TOTALS		RPI 1-25	RPI 26-50	W-L RECORDS		RPI 51-100	RPI 101-999	RPI 201+		
7- 8	0- 0		0- 0	OVERALL		0- 1	7- 7	7- 3		
3- 3	0- 0		0- 0	HOME		0- 1	3- 2	3- 0		
2- 5	0- 0		0- 0	AWAY		0- 0	2- 1	2- 0		
2- 0	0- 0		0- 0	NEUTRAL		0- 0	2- 0	2- 0		
3- 4	0- 0		0- 0	NON-CONFERENCE		0- 0	3- 4	3- 2		
1- 1	0- 0		0- 0	HOME		0- 0	1- 1	1- 0		
0- 3	0- 0		0- 0	AWAY		0- 0	0- 3	0- 2		
2- 0	0- 0		0- 0	NEUTRAL		0- 0	2- 0	2- 0		
4- 4	0- 0		0- 0	CONFERENCE		0- 1	4- 3	4- 1		
2- 2	0- 0		0- 0	HOME		0- 1	2- 1	2- 0		
2- 2	0- 0		0- 0	AWAY		0- 0	2- 2	2- 1		
0- 0	0- 0		0- 0	NEUTRAL		0- 0	0- 0	0- 0		

RPI 1-25				RPI 26-50				RPI 51-100				RPI 101+ Team's RPI: 262			
RPI	S	Opponent	Score	RPI	S	Opponent	Score	RPI	S	Opponent	Score	RPI	S	Opponent	Score
								96	H	Central Ark.	50 58	115	H	Rice	56 67
												117	A	UTEP	49 69
												136	H	Lamar University	31 70
												181	A	New Orleans	49 66
												214	A	Abilene Christian	59 61
												249	A	New Mexico St.	61 70
												282	H	Nicholls St.	76 55
												283	N	Prairie View	72 62
												314	A	Northwestern St.	62 56
												319	A	UTRGV	53 56
												319	H	UTRGV	71 41
												323	A	Sam Houston St.	67 57
												327	H	Houston Baptist	50 49
												335	N	Florida A&M	58 55
LAST 12 Division I GAMES:															
				327	H	Houston Baptist	50 49	136	H	Lamar University	31 70				
				214	A	Abilene Christian	59 61	96	H	Central Ark.	50 58				
				282	H	Nicholls St.	76 55	115	H	Rice	56 67				
				181	A	New Orleans	49 66	319	H	UTRGV	71 41				
				323	A	Sam Houston St.	67 57	335	N	Florida A&M	58 55				
				314	A	Northwestern St.	62 56	283	N	Prairie View	72 62				

Non-Div I Games:	Tex. A&M Int'l	53	34	St. Thomas Houston	72	42	McMurry	62	43	Texas Lutheran	87	56	A&M-Corpus Christi
------------------	----------------	----	----	--------------------	----	----	---------	----	----	----------------	----	----	--------------------

■ Loss, ■ Non-Conf, S Site, H Home A Away N Neutral

Average RPI Win:	274	WON-LOST	WINNING	LAST 10	STRENGTH OF	OPP. STRENGTH	TEAM	ADJ.	CONF.	ADJ CONF.
Average RPI Loss:	124	RECORD	PCT. RANK	GAMES	SCHEDULE	OF SCHEDULE	RPI	RPI	RPI	RPI

DIV. I ONLY	9- 6	114	8- 2	300	262	214	214	25	25
DIV. I NON-CONF.	2- 4	239	1- 1	204	132	250	250	25	25
-----									
TOTALS	RPI 1-25	RPI 26-50	W-L RECORDS	RPI 51-100	RPI 101-999	RPI 201+			
9- 6	0- 0	0- 1	OVERALL	0- 2	9- 3	7- 1			
7- 1	0- 0	0- 1	HOME	0- 0	7- 0	5- 0			
1- 4	0- 0	0- 0	AWAY	0- 2	1- 2	1- 1			
1- 1	0- 0	0- 0	NEUTRAL	0- 0	1- 1	1- 0			
2- 4	0- 0	0- 1	NON-CONFERENCE	0- 1	2- 2	1- 1			
1- 1	0- 0	0- 1	HOME	0- 0	1- 0	0- 0			
0- 2	0- 0	0- 0	AWAY	0- 1	0- 1	0- 1			
1- 1	0- 0	0- 0	NEUTRAL	0- 0	1- 1	1- 0			
7- 2	0- 0	0- 0	CONFERENCE	0- 1	7- 1	6- 0			
6- 0	0- 0	0- 0	HOME	0- 0	6- 0	5- 0			
1- 2	0- 0	0- 0	AWAY	0- 1	1- 1	1- 0			
0- 0	0- 0	0- 0	NEUTRAL	0- 0	0- 0	0- 0			

RPI 1-25	RPI 26-50	RPI 51-100	RPI 101+	Team's RPI: 214
RPI S Opponent Score	RPI S Opponent Score	RPI S Opponent Score	RPI S Opponent Score	Score
	34 H FGCU 55 94	93 A Arkansas 65 79	113 A SFA 55 66	
		96 A Central Ark. 45 63	160 H Idaho 82 72	
			181 H New Orleans 80 70	
			189 N Radford 65 71	
			219 A SMU 44 65	
			262 H A&M-Corpus Christi 61 59	
			289 A McNeese 80 75	
			294 H Southeastern La. 86 80	
			314 H Northwestern St. 80 41	
			320 N Old Dominion 74 60	
			323 H Sam Houston St. 83 65	
			327 H Houston Baptist 80 68	
LAST 12 Division I GAMES:				
	262 H A&M-Corpus Christi 61 59	289 A McNeese 80 75		
	96 A Central Ark. 45 63	323 H Sam Houston St. 83 65		
	113 A SFA 55 66	181 H New Orleans 80 70		
	314 H Northwestern St. 80 41	320 N Old Dominion 74 60		
	327 H Houston Baptist 80 68	189 N Radford 65 71		
	294 H Southeastern La. 86 80	34 H FGCU 55 94		

Non-Div I Games:	Schreiner	97 48	Southwest (NM)	91 47	Howard Payne	88 46	Midwestern St.	88 67	Abilene Christian
------------------	-----------	-------	----------------	-------	--------------	-------	----------------	-------	-------------------

Average RPI Win:	295	WON-LOST	WINNING	LAST 10	STRENGTH OF	OPP. STRENGTH	TEAM	ADJ.	CONF.	ADJ CONF.
Average RPI Loss:	167	RECORD	PCT. RANK	GAMES	SCHEDULE	OF SCHEDULE	RPI	RPI	RPI	RPI
DIV. I ONLY	1- 18	343	1- 9	146	210	322	322	16	16	
DIV. I NON-CONF.	0- 10	337	0- 3	110	260	323	323	16	16	
-----										
TOTALS	RPI 1-25	RPI 26-50	W-L RECORDS	RPI 51-100	RPI 101-999	RPI 201+				
1- 18	0- 1	0- 0	OVERALL	0- 2	1- 15	1- 4				
1- 9	0- 1	0- 0	HOME	0- 1	1- 7	1- 2				
0- 9	0- 0	0- 0	AWAY	0- 1	0- 8	0- 2				
0- 0	0- 0	0- 0	NEUTRAL	0- 0	0- 0	0- 0				
0- 10	0- 1	0- 0	NON-CONFERENCE	0- 1	0- 8	0- 3				
0- 5	0- 1	0- 0	HOME	0- 0	0- 4	0- 1				
0- 5	0- 0	0- 0	AWAY	0- 1	0- 4	0- 2				
0- 0	0- 0	0- 0	NEUTRAL	0- 0	0- 0	0- 0				
1- 8	0- 0	0- 0	CONFERENCE	0- 1	1- 7	1- 1				
1- 4	0- 0	0- 0	HOME	0- 1	1- 3	1- 1				
0- 4	0- 0	0- 0	AWAY	0- 0	0- 4	0- 0				
0- 0	0- 0	0- 0	NEUTRAL	0- 0	0- 0	0- 0				

RPI 1-25				RPI 26-50				RPI 51-100				RPI 101+				Team's RPI: 322
RPI	S	Opponent	Score	RPI	S	Opponent	Score	RPI	S	Opponent	Score	RPI	S	Opponent	Score	
5	H	Louisville	50 62					72	H	New Mexico	59 88	104	A	UNLV	57 69	
								84	A	Navy	64 71	129	A	Weber St.	52 62	
												134	A	SIUE	40 76	
												145	H	Colorado	43 68	
												148	H	Colorado St.	39 40	
												164	A	Nevada	60 70	
												190	H	Army West Point	59 65	
												192	A	Fresno St.	48 64	
												192	H	Fresno St.	58 64	
												199	H	Denver	54 75	
												200	A	Boise St.	46 49	
												205	H	Eastern Wash.	63 65	
												248	H	San Jose St.	74 75	
												284	A	FIU	69 70	
												295	H	Utah St.	57 50	
												304	A	Utah Valley	56 59	
-----																
LAST 12 Division I GAMES:																
192	A	Fresno St.	48 64	164	A	Nevada	60 70									
200	A	Boise St.	46 49	192	H	Fresno St.	58 64									
295	H	Utah St.	57 50	72	H	New Mexico	59 88									
148	H	Colorado St.	39 40	5	H	Louisville	50 62									
248	H	San Jose St.	74 75	145	H	Colorado	43 68									
104	A	UNLV	57 69	129	A	Weber St.	52 62									

Non-Div I Games: Colo. Christian 66 68

Air Force

Loss, 
Non-Conf, 
S Site, 
H Home
A Away 
N Neutral

Average RPI Win: 238

Average RPI Loss: 70

WON-LOST  
RECORDWINNING  
PCT. RANKLAST 10  
GAMESSTRENGTH OF  
SCHEDULEOPP. STRENGTH  
OF SCHEDULETEAM  
RPIADJ.  
RPICONF.  
RPIADJ CONF.  
RPIDIV. I ONLY  
DIV. I NON-CONF.6- 13  
5- 5271  
1701- 9  
1- 147  
127107  
223217  
193217  
1937  
87  
8

TOTALS

RPI 1-25

RPI 26-50

W-L RECORDS

RPI 51-100

RPI 101-999

RPI 201+

6- 13

0- 2

0- 3

OVERALL

0- 5

6- 3

4- 0

5- 7

0- 2

0- 3

HOME

0- 1

5- 1

4- 0

0- 5

0- 0

0- 0

AWAY

0- 3

0- 2

0- 0

1- 1

0- 0

0- 0

NEUTRAL

0- 1

1- 0

0- 0

5- 5

0- 1

0- 1

NON-CONFERENCE

0- 2

5- 1

4- 0

4- 2

0- 1

0- 1

HOME

0- 0

4- 0

4- 0

0- 2

0- 0

0- 0

AWAY

0- 1

0- 1

0- 0

1- 1

0- 0

0- 0

NEUTRAL

0- 1

1- 0

0- 0

1- 8

0- 1

0- 2

CONFERENCE

0- 3

1- 2

0- 0

1- 5

0- 1

0- 2

HOME

0- 1

1- 1

0- 0

0- 3

0- 0

0- 0

AWAY

0- 2

0- 1

0- 0

0- 0

0- 0

0- 0

NEUTRAL

0- 0

0- 0

0- 0

RPI 1-25

RPI 26-50

RPI 51-100

RPI 101+

Team's RPI: 217

RPI	S	Opponent	Score
22	H	Maryl and	54 75
24	H	Buffalo	66 89

RPI	S	Opponent	Score
32	H	Ball St.	61 74
34	H	FGCU	63 82
36	H	Central Mich.	86 95

RPI	S	Opponent	Score
57	A	Duquesne	60 66
62	A	Tol edo	54 60
68	N	Harvard	63 76
78	A	Ohio	67 70
98	H	Western Mi ch.	51 59

RPI	S	Opponent	Score
111	A	Mi ami (OH)	67 75
123	H	Kent St.	75 60
134	N	SIUE	59 58
142	H	Bowling Green	64 66
144	A	Bucknel I	52 63
242	H	Youngstown St.	75 58
294	H	Southeastern La.	66 54
296	H	Eastern Ky.	62 45
337	H	Winthrop	69 43

LAST 12 Division I GAMES:

123	H	Kent St.	75 60	78	A	Ohio	67 70
98	H	Western Mi ch.	51 59	62	A	Tol edo	54 60
36	H	Central Mi ch.	86 95	24	H	Buffalo	66 89
111	A	Mi ami (OH)	67 75	68	N	Harvard	63 76
142	H	Bowling Green	64 66	134	N	SIUE	59 58
32	H	Ball St.	61 74	57	A	Duquesne	60 66

Non-Div I Games: Ohio Christian 93 33

Akron

Loss, 
 Non-Conf, S Site, 
 H Home
A Away 
 N Neutral

Average RPI Win:	195	WON-LOST	WINNING	LAST 10	STRENGTH OF	OPP. STRENGTH	TEAM	ADJ.	CONF.	ADJ CONF.
Average RPI Loss:	47	RECORD	PCT. RANK	GAMES	SCHEDULE	OF SCHEDULE	RPI	RPI	RPI	RPI
DIV. I ONLY	14- 8	98	5- 5	98	80	85	85	2	2	
DIV. I NON-CONF.	10- 3	51	3- 0	203	275	89	89	2	2	
-----										
TOTALS	RPI 1-25	RPI 26-50	W-L RECORDS	RPI 51-100	RPI 101-999	RPI 201+				
14- 8	0- 4	1- 0	OVERALL	2- 4	11- 0	7- 0				
10- 2	0- 2	1- 0	HOME	1- 0	8- 0	5- 0				
4- 4	0- 1	0- 0	AWAY	1- 3	3- 0	2- 0				
0- 2	0- 1	0- 0	NEUTRAL	0- 1	0- 0	0- 0				
10- 3	0- 1	0- 0	NON-CONFERENCE	1- 2	9- 0	7- 0				
8- 0	0- 0	0- 0	HOME	1- 0	7- 0	5- 0				
2- 1	0- 0	0- 0	AWAY	0- 1	2- 0	2- 0				
0- 2	0- 1	0- 0	NEUTRAL	0- 1	0- 0	0- 0				
4- 5	0- 3	1- 0	CONFERENCE	1- 2	2- 0	0- 0				
2- 2	0- 2	1- 0	HOME	0- 0	1- 0	0- 0				
2- 3	0- 1	0- 0	AWAY	1- 2	1- 0	0- 0				
0- 0	0- 0	0- 0	NEUTRAL	0- 0	0- 0	0- 0				

RPI 1-25				RPI 26-50				RPI 51-100				RPI 101+			
RPI	S	Opponent	Score	RPI	S	Opponent	Score	RPI	S	Opponent	Score	RPI	S	Opponent	Score
3	A	Mississippi St.	61 75	35	H	LSU	65 51	61	A	TCU	67 88	116	H	Jacksonville	75 60
12	H	Missouri	56 62					76	N	Elon	55 60	126	H	Missouri St.	65 61
14	H	Texas A&M	54 73					81	H	Utah	65 60	128	H	Vanderbilt	77 75
17	N	NC State	49 68					93	A	Arkansas	83 76	174	A	Florida	63 54
								97	A	Kentucky	54 79	219	H	SMU	59 44
								99	A	Auburn	60 69	251	A	Lipscomb	73 51
												252	H	Grambling	73 49
												297	H	Alabama A&M	90 32
												298	H	Murray St.	68 47
												325	A	Ga. Southern	84 36
												335	H	Florida A&M	91 55
-----															
LAST 12 Division I GAMES:															
99	A	Auburn	60 69	93	A	Arkansas	83 76	174	A	Florida	63 54	12	H	Missouri	56 62
97	A	Kentucky	54 79	128	H	Vanderbilt	77 75	335	H	Florida A&M	91 55	298	H	Murray St.	68 47
14	H	Texas A&M	54 73	3	A	Mississippi St.	61 75	126	H	Missouri St.	65 61				
35	H	LSU	65 51												

Non-Div I Games:

Alabama

Average RPI Win:	320	WON-LOST	WINNING	LAST 10	STRENGTH OF	OPP. STRENGTH	TEAM	ADJ.	CONF.	ADJ CONF.
Average RPI Loss:	210	RECORD	PCT. RANK	GAMES	SCHEDULE	OF SCHEDULE	RPI	RPI	RPI	RPI
DIV. I ONLY	8- 12	229	3- 7	341	344	297	297	32	32	
DIV. I NON-CONF.	5- 6	187	1- 2	310	336	246	246	32	32	
-----										
TOTALS	RPI 1-25	RPI 26-50	W-L RECORDS	RPI 51-100	RPI 101-999	RPI 201+				
8- 12	0- 0	0- 0	OVERALL	0- 2	8- 10	8- 7				
4- 3	0- 0	0- 0	HOME	0- 0	4- 3	4- 3				
4- 8	0- 0	0- 0	AWAY	0- 0	4- 5	4- 4				
0- 1	0- 0	0- 0	NEUTRAL	0- 0	0- 1	0- 0				
5- 6	0- 0	0- 0	NON-CONFERENCE	0- 2	5- 4	5- 2				
2- 1	0- 0	0- 0	HOME	0- 0	2- 1	2- 1				
3- 4	0- 0	0- 0	AWAY	0- 2	3- 2	3- 1				
0- 1	0- 0	0- 0	NEUTRAL	0- 0	0- 1	0- 0				
3- 6	0- 0	0- 0	CONFERENCE	0- 0	3- 6	3- 5				
2- 2	0- 0	0- 0	HOME	0- 0	2- 2	2- 2				
1- 4	0- 0	0- 0	AWAY	0- 0	1- 4	1- 3				
0- 0	0- 0	0- 0	NEUTRAL	0- 0	0- 0	0- 0				

RPI 1-25				RPI 26-50				RPI 51-100				RPI 101+				Team's RPI: 297	
RPI	S	Opponent	Score	RPI	S	Opponent	Score	RPI	S	Opponent	Score	RPI	S	Opponent	Score		
								83	A	UAB	58	85	154	N	Hartford	47	56
								85	A	Alabama	32	90	165	A	Jacksonville St.	33	49
												186	A	Southern U.	62	77	
												241	H	Texas Southern	49	55	
												243	H	Austin Peay	52	55	
												251	A	Lipscomb	50	66	
												252	A	Grambling	49	78	
												272	A	Alcorn	52	57	
												283	H	Prairie View	48	55	
												284	A	FIU	58	51	
												294	A	Southeastern La.	76	74	
												298	H	Murray St.	71	54	
												306	A	Jackson St.	43	59	
												312	A	Alabama St.	78	69	
												338	H	Mississippi Val.	65	48	
												340	H	Ark.-Pine Bluff	52	49	
												346	A	Tennessee St.	77	75	
												347	H	Evansville	70	56	
LAST 12 Division I GAMES:																	
				283	H	Prairie View	48	55				340	H	Ark.-Pine Bluff	52	49	
				241	H	Texas Southern	49	55				306	A	Jackson St.	43	59	
				186	A	Southern U.	62	77				252	A	Grambling	49	78	
				272	A	Alcorn	52	57				251	A	Lipscomb	50	66	
				312	A	Alabama St.	78	69				294	A	Southeastern La.	76	74	
				338	H	Mississippi Val.	65	48				83	A	UAB	58	85	

Non-Div I Games:

Alabama A&amp;M

Average RPI Win:	327	WON-LOST	WINNING	LAST 10	STRENGTH OF	OPP. STRENGTH	TEAM	ADJ.	CONF.	ADJ CONF.
Average RPI Loss:	167	RECORD	PCT. RANK	GAMES	SCHEDULE	OF SCHEDULE	RPI	RPI	RPI	RPI
DIV. I ONLY	4- 15	304	3- 6	200	333	312	312	32	32	
DIV. I NON-CONF.	1- 9	318	0- 2	32	199	253	253	32	32	
-----										
TOTALS	RPI 1-25	RPI 26-50	W-L RECORDS	RPI 51-100	RPI 101-999	RPI 201+				
4- 15	0- 2	0- 0	OVERALL	0- 3	4- 10	4- 6				
4- 4	0- 0	0- 0	HOME	0- 1	4- 3	4- 3				
0- 10	0- 2	0- 0	AWAY	0- 2	0- 6	0- 3				
0- 1	0- 0	0- 0	NEUTRAL	0- 0	0- 1	0- 0				
1- 9	0- 2	0- 0	NON-CONFERENCE	0- 3	1- 4	1- 1				
1- 2	0- 0	0- 0	HOME	0- 1	1- 1	1- 1				
0- 6	0- 2	0- 0	AWAY	0- 2	0- 2	0- 0				
0- 1	0- 0	0- 0	NEUTRAL	0- 0	0- 1	0- 0				
3- 6	0- 0	0- 0	CONFERENCE	0- 0	3- 6	3- 5				
3- 2	0- 0	0- 0	HOME	0- 0	3- 2	3- 2				
0- 4	0- 0	0- 0	AWAY	0- 0	0- 4	0- 3				
0- 0	0- 0	0- 0	NEUTRAL	0- 0	0- 0	0- 0				

RPI 1-25				RPI 26-50				RPI 51-100				RPI 101+ Team's RPI: 312			
RPI	S	Opponent	Score	RPI	S	Opponent	Score	RPI	S	Opponent	Score	RPI	S	Opponent	Score
10	A	Tennessee	51 104					59	A	Miami (FL)	31 79	113	N	SFA	50 77
18	A	South Carolina	31 99					83	A	UAB	44 61	168	A	Southern Miss.	35 72
								88	H	South Ala.	47 59	186	A	Southern U.	58 66
												187	A	Samford	39 58
												218	H	Troy	63 93
												241	H	Texas Southern	39 71
												252	A	Grambling	71 93
												272	A	Alcorn	41 73
												283	H	Prairie View	70 68
												297	H	Alabama A&M	69 78
												306	A	Jackson St.	61 70
												338	H	Mississippi Val.	76 41
												340	H	Ark.-Pine Bluff	63 54
												345	H	Savannah St.	81 61
LAST 12 Division I GAMES:															
241	H	Texas Southern	39 71	338	H	Mississippi Val.	76 41								
283	H	Prairie View	70 68	252	A	Grambling	71 93								
272	A	Alcorn	41 73	306	A	Jackson St.	61 70								
186	A	Southern U.	58 66	83	A	UAB	44 61								
297	H	Alabama A&M	69 78	59	A	Miami (FL)	31 79								
340	H	Ark.-Pine Bluff	63 54	10	A	Tennessee	51 104								

Non-Div I Games: Mobile 61 50

Alabama St.

Loss, 
Non-Conf, 
S Site, 
H Home
A Away 
N Neutral

Average RPI Win:	217	WON-LOST	WINNING	LAST 10	STRENGTH OF	OPP. STRENGTH	TEAM	ADJ.	CONF.	ADJ CONF.
Average RPI Loss:	77	RECORD	PCT. RANK	GAMES	SCHEDULE	OF SCHEDULE	RPI	RPI	RPI	RPI
DIV. I ONLY	19- 3	10	9- 1	217	205	67	67	20	20	
DIV. I NON-CONF.	11- 2	23	3- 0	212	137	54	54	24	24	
-----										
TOTALS	RPI 1-25	RPI 26-50	W-L RECORDS	RPI 51-100	RPI 101-999	RPI 201+				
19- 3	0- 1	0- 0	OVERALL	2- 1	17- 1	11- 0				
9- 1	0- 0	0- 0	HOME	2- 1	7- 0	4- 0				
8- 2	0- 1	0- 0	AWAY	0- 0	8- 1	7- 0				
2- 0	0- 0	0- 0	NEUTRAL	0- 0	2- 0	0- 0				
11- 2	0- 1	0- 0	NON-CONFERENCE	1- 1	10- 0	6- 0				
4- 1	0- 0	0- 0	HOME	1- 1	3- 0	2- 0				
5- 1	0- 1	0- 0	AWAY	0- 0	5- 0	4- 0				
2- 0	0- 0	0- 0	NEUTRAL	0- 0	2- 0	0- 0				
8- 1	0- 0	0- 0	CONFERENCE	1- 0	7- 1	5- 0				
5- 0	0- 0	0- 0	HOME	1- 0	4- 0	2- 0				
3- 1	0- 0	0- 0	AWAY	0- 0	3- 1	3- 0				
0- 0	0- 0	0- 0	NEUTRAL	0- 0	0- 0	0- 0				

RPI 1-25				RPI 26-50				RPI 51-100				RPI 101+			
RPI	S	Opponent	Score	RPI	S	Opponent	Score	RPI	S	Opponent	Score	RPI	S	Opponent	Score
22	A	Maryland	58 91					56	H	St. John's (NY)	66 71	107	H	Dartmouth	76 61
								66	H	Fordham	59 52	139	N	Northern Ill.	97 91
								82	H	Maine	68 54	140	N	Southern Ill.	68 57
												154	A	Hartford	55 70
												161	H	Binghamton	63 46
												179	H	New Hampshire	66 53
												197	A	Siena	78 63
												222	A	Stony Brook	72 68
												222	H	Stony Brook	64 58
												223	A	Holy Cross	65 56
												229	H	St. Bonaventure	69 52
												238	A	Manhattan	62 56
												292	H	Vermont	67 55
												302	A	Monmouth	68 44
												310	A	Central Conn. St.	72 60
												326	H	Wagner	89 44
												331	A	UMBC	78 75
												348	A	UMass Lowell	61 52
-----															
LAST 12 Division I GAMES:															
222	H	Stony Brook	64 58	222	A	Stony Brook	72 68	179	H	New Hampshire	66 53	154	A	Hartford	55 70
292	H	Vermont	67 55									107	H	Dartmouth	76 61
331	A	UMBC	78 75									139	N	Northern Ill.	97 91
348	A	UMass Lowell	61 52									140	N	Southern Ill.	68 57
161	H	Binghamton	63 46												
82	H	Maine	68 54												

Non-Div I Games:

Albany (NY)

Loss, 
Non-Conf, 
S Site, 
H Home
A Away
N Neutral



Average RPI Win: 311  
Average RPI Loss: 188

WON-LOST  
RECORD

WINNING  
PCT. RANK

LAST 10  
GAMES

STRENGTH OF  
SCHEDULE

OPP. STRENGTH  
OF SCHEDULE

TEAM  
RPI

ADJ.  
RPI

CONF.  
RPI

ADJ CONF.  
RPI

DIV. I ONLY	6- 11	253	5- 5	301	346	272	272	32	32
DIV. I NON-CONF.	1- 7	310	0- 3	134	320	269	269	32	32
TOTALS	RPI 1-25	RPI 26-50	W-L RECORDS	RPI 51-100	RPI 101-999	RPI 201+			
6- 11	0- 0	0- 0	OVERALL	0- 1	6- 10	6- 4			
2- 2	0- 0	0- 0	HOME	0- 0	2- 2	2- 2			
4- 7	0- 0	0- 0	AWAY	0- 1	4- 1	4- 0			
0- 2	0- 0	0- 0	NEUTRAL	0- 0	0- 2	0- 0			
1- 7	0- 0	0- 0	NON-CONFERENCE	0- 1	1- 6	1- 1			
0- 0	0- 0	0- 0	HOME	0- 0	0- 0	0- 0			
1- 5	0- 0	0- 0	AWAY	0- 1	1- 4	1- 1			
0- 2	0- 0	0- 0	NEUTRAL	0- 0	0- 2	0- 0			
5- 4	0- 0	0- 0	CONFERENCE	0- 0	5- 4	5- 3			
2- 2	0- 0	0- 0	HOME	0- 0	2- 2	2- 2			
3- 2	0- 0	0- 0	AWAY	0- 0	3- 2	3- 1			
0- 0	0- 0	0- 0	NEUTRAL	0- 0	0- 0	0- 0			

RPI 1-25				RPI 26-50				RPI 51-100				RPI 101+				Team's RPI: 272	
RPI	S	Opponent	Score	RPI	S	Opponent	Score	RPI	S	Opponent	Score	RPI	S	Opponent	Score		
								96	A	Central Ark.	52	75	113	N	SFA	79	83
												149	A	Wichita St.	46	87	
												159	A	Louisiana	47	67	
												168	A	Southern Miss.	67	72	
												186	A	Southern U.	56	64	
												191	N	Oral Roberts	52	76	
												211	A	Louisiana Tech	50	87	
												241	A	Texas Southern	57	91	
												252	H	Grambling	68	75	
												283	A	Prairie View	73	72	
												294	A	Southeastern La.	84	77	
												297	H	Alabama A&M	57	52	
												306	H	Jackson St.	51	74	
												312	H	Alabama St.	73	41	
												338	A	Mississippi Val.	76	70	
												340	A	Ark.-Pine Bluff	80	77	
LAST 12 Division I GAMES:																	
				186	A	Southern U.	56	64				306	H	Jackson St.	51	74	
				312	H	Alabama St.	73	41				241	A	Texas Southern	57	91	
				297	H	Alabama A&M	57	52				283	A	Prairie View	73	72	
				340	A	Ark.-Pine Bluff	80	77				211	A	Louisiana Tech	50	87	
				338	A	Mississippi Val.	76	70				159	A	Louisiana	47	67	
				252	H	Grambling	68	75				149	A	Wichita St.	46	87	

Non-Div I Games: Tougalo 76 64 Blue Mountain (MS) 76 35 LeMoyne-Owen 81 54

Alcorn

Loss, Non-Conf, S Site, H Home A Away N Neutral

Average RPI Win:	209	WON-LOST	WINNING	LAST 10	STRENGTH OF	OPP. STRENGTH	TEAM	ADJ.	CONF.	ADJ CONF.
Average RPI Loss:	91	RECORD	PCT. RANK	GAMES	SCHEDULE	OF SCHEDULE	RPI	RPI	RPI	RPI
DIV. I ONLY	17- 4	25	10- 0	231	141	71	71	15	15	
DIV. I NON-CONF.	7- 4	102	1- 1	246	104	110	110	18	18	
-----										
TOTALS	RPI 1-25	RPI 26-50	W-L RECORDS	RPI 51-100	RPI 101-999	RPI 201+				
17- 4	0- 1	0- 0	OVERALL	2- 0	15- 3	9- 0				
9- 0	0- 0	0- 0	HOME	2- 0	7- 0	3- 0				
8- 3	0- 0	0- 0	AWAY	0- 0	8- 3	6- 0				
0- 1	0- 1	0- 0	NEUTRAL	0- 0	0- 0	0- 0				
7- 4	0- 1	0- 0	NON-CONFERENCE	1- 0	6- 3	4- 0				
4- 0	0- 0	0- 0	HOME	1- 0	3- 0	2- 0				
3- 3	0- 0	0- 0	AWAY	0- 0	3- 3	2- 0				
0- 1	0- 1	0- 0	NEUTRAL	0- 0	0- 0	0- 0				
10- 0	0- 0	0- 0	CONFERENCE	1- 0	9- 0	5- 0				
5- 0	0- 0	0- 0	HOME	1- 0	4- 0	1- 0				
5- 0	0- 0	0- 0	AWAY	0- 0	5- 0	4- 0				
0- 0	0- 0	0- 0	NEUTRAL	0- 0	0- 0	0- 0				

American

American

RPI 1-25				RPI 26-50				RPI 51-100				RPI 101+			
RPI	S	Opponent	Score	RPI	S	Opponent	Score	RPI	S	Opponent	Score	RPI	S	Opponent	Score
21	N	Villanova	60 65					80	H	Penn St.	75 66	110	A	George Mason	53 71
								84	H	Navy	46 41	112	A	George Washington	44 61
												121	A	Delaware	56 72
												144	H	Bucknell	68 58
												166	A	Tulsa	72 67
												173	H	Lehigh	82 64
												190	A	Army West Point	64 46
												193	H	Boston U.	66 50
												199	H	Denver	66 53
												221	H	La Salle	66 48
												223	A	Holy Cross	68 63
												235	A	Lafayette	74 67
												239	A	Loyola Maryland	71 58
												242	H	Youngstown St.	78 72
												270	A	Colgate	77 55
												270	H	Colgate	67 44
												292	A	Vermont	64 62
												331	A	UMBC	61 48
LAST 12 Division I GAMES:															
270	H	Colgate	67 44	190	A	Army West Point	64 46								
223	A	Holy Cross	68 63	84	H	Navy	46 41								
235	A	Lafayette	74 67	270	A	Colgate	77 55								
193	H	Boston U.	66 50	144	H	Bucknell	68 58								
173	H	Lehigh	82 64	80	H	Penn St.	75 66								
239	A	Loyola Maryland	71 58	112	A	George Washington	44 61								

Non-Div I Games:

American

Loss, 
Non-Conf, 
S Site, 
H Home
A Away 
N Neutral

Average RPI Win:	292	WON-LOST	WINNING	LAST 10	STRENGTH OF	OPP. STRENGTH	TEAM	ADJ.	CONF.	ADJ CONF.
Average RPI Loss:	148	RECORD	PCT. RANK	GAMES	SCHEDULE	OF SCHEDULE	RPI	RPI	RPI	RPI
DIV. I ONLY	6- 15	283	4- 6	227	214	271	271	23	23	
DIV. I NON-CONF.	2- 9	295	1- 1	170	189	263	263	23	23	
-----										
TOTALS	RPI 1-25	RPI 26-50	W-L RECORDS	RPI 51-100	RPI 101-999	RPI 201+				
6- 15	0- 0	0- 0	OVERALL	0- 4	6- 11	6- 4				
3- 7	0- 0	0- 0	HOME	0- 2	3- 5	3- 1				
3- 8	0- 0	0- 0	AWAY	0- 0	3- 4	3- 2				
0- 0	0- 0	0- 0	NEUTRAL	0- 0	0- 0	0- 0				
2- 9	0- 0	0- 0	NON-CONFERENCE	0- 3	2- 6	2- 2				
0- 4	0- 0	0- 0	HOME	0- 2	0- 2	0- 0				
2- 5	0- 0	0- 0	AWAY	0- 1	2- 4	2- 2				
0- 0	0- 0	0- 0	NEUTRAL	0- 0	0- 0	0- 0				
4- 6	0- 0	0- 0	CONFERENCE	0- 1	4- 5	4- 2				
3- 3	0- 0	0- 0	HOME	0- 0	3- 3	3- 1				
1- 3	0- 0	0- 0	AWAY	0- 1	1- 2	1- 1				
0- 0	0- 0	0- 0	NEUTRAL	0- 0	0- 0	0- 0				

RPI 1-25				RPI 26-50				RPI 51-100				RPI 101+				Team's RPI: 271
RPI	S	Opponent	Score	RPI	S	Opponent	Score	RPI	S	Opponent	Score	RPI	S	Opponent	Score	
								73	H	Georgia Tech	41 75	103	A	Wake Forest	49 78	
								83	H	UAB	59 70	114	H	Little Rock	40 52	
								86	A	North Carolina	43 56	127	H	ETSU	57 70	
								88	A	South Ala.	52 54	146	H	Davidson	57 59	
												157	H	Texas St.	54 69	
												159	A	Louisiana	45 61	
												189	A	Radford	40 61	
												203	H	Arkansas St.	68 66	
												206	H	UT Arlington	60 64	
												218	A	Troy	74 81	
												224	A	N. C. A&T	56 81	
												240	A	UNC Asheville	60 69	
												254	A	Col. of Charleston	76 70	
												313	H	Georgia St.	77 62	
												324	A	Marshall	56 54	
												325	H	Ga. Southern	87 56	
												332	A	La.-Monroe	71 67	
-----																
LAST 12 Division I GAMES:																
				203	H	Arkansas St.	68 66	332	A	La.-Monroe	71 67					
				114	H	Little Rock	40 52	159	A	Louisiana	45 61					
				88	A	South Ala.	52 54	206	H	UT Arlington	60 64					
				218	A	Troy	74 81	157	H	Texas St.	54 69					
				325	H	Ga. Southern	87 56	240	A	UNC Asheville	60 69					
				313	H	Georgia St.	77 62	324	A	Marshall	56 54					

Non-Div I Games:

Appalachian St.

Average RPI Win:	268	WON-LOST	WINNING	LAST 10	STRENGTH OF	OPP. STRENGTH	TEAM	ADJ.	CONF.	ADJ CONF.
Average RPI Loss:	128	RECORD	PCT. RANK	GAMES	SCHEDULE	OF SCHEDULE	RPI	RPI	RPI	RPI
DIV. I ONLY	5- 16	298	1- 9	182	100	279	279	4	4	
DIV. I NON-CONF.	4- 7	226	1- 1	341	315	338	338	3	3	
-----										
TOTALS	RPI 1-25	RPI 26-50	W-L RECORDS	RPI 51-100	RPI 101-999	RPI 201+				
5- 16	0- 1	0- 5	OVERALL	0- 3	5- 7	4- 5				
4- 6	0- 0	0- 2	HOME	0- 1	4- 3	3- 3				
1- 9	0- 1	0- 3	AWAY	0- 1	1- 4	1- 2				
0- 1	0- 0	0- 0	NEUTRAL	0- 1	0- 0	0- 0				
4- 7	0- 0	0- 0	NON-CONFERENCE	0- 1	4- 6	4- 5				
3- 3	0- 0	0- 0	HOME	0- 0	3- 3	3- 3				
1- 3	0- 0	0- 0	AWAY	0- 0	1- 3	1- 2				
0- 1	0- 0	0- 0	NEUTRAL	0- 1	0- 0	0- 0				
1- 9	0- 1	0- 5	CONFERENCE	0- 2	1- 1	0- 0				
1- 3	0- 0	0- 2	HOME	0- 1	1- 0	0- 0				
0- 6	0- 1	0- 3	AWAY	0- 1	0- 1	0- 0				
0- 0	0- 0	0- 0	NEUTRAL	0- 0	0- 0	0- 0				

RPI	S	Opponent	Score	RPI	S	Opponent	Score	RPI	S	Opponent	Score	RPI	S	Opponent	Score	Team's RPI: 279
4	A	Oregon	44 62	27	A	Stanford	42 79	61	N	TCU	59 68	145	A	Col orado	60 79	
				27	H	Stanford	46 61	81	A	Utah	55 89	145	H	Col orado	72 63	
				33	A	Cal i forni a	39 63	81	H	Utah	56 80	150	A	Loyol a Marymount	70 84	
				33	H	Cal i forni a	51 53					216	A	CSUN	63 66	
				38	A	Oregon St.	48 88					237	H	San Diego St.	67 78	
												246	H	Hawai i	60 65	
												249	H	New Mexico St.	83 44	
												295	A	Utah St.	65 49	
												307	H	Southern Utah	76 74	
												328	A	Northern Ari z.	66 84	
												336	H	Long Beach St.	72 80	
												342	H	Iona	71 58	
-----																
LAST 12 Division I GAMES:																
27	A	Stanford	42 79	33	H	Cal i forni a	51 53									
33	A	Cal i forni a	39 63	27	H	Stanford	46 61									
81	H	Utah	56 80	145	A	Col orado	60 79									
145	H	Col orado	72 63	81	A	Utah	55 89									
38	A	Oregon St.	48 88	307	H	Southern Utah	76 74									
4	A	Oregon	44 62	246	H	Hawai i	60 65									

Non-Div I Games:

Ari zona

Average RPI	Win:	149	WON-LOST	WINNING	LAST 10	STRENGTH OF	OPP. STRENGTH	TEAM	ADJ.	CONF.	ADJ CONF.
Average RPI	Loss:	25	RECORD	PCT. RANK	GAMES	SCHEDULE	OF SCHEDULE	RPI	RPI	RPI	RPI
DIV. I ONLY		15- 7		74	6- 4	25	16	29	29	4	4
DIV. I NON-CONF.		9- 3		61	2- 0	128	25	56	56	3	3
-----											
TOTALS	RPI 1-25		RPI 26-50		W-L RECORDS	RPI 51-100		RPI 101-999		RPI 201+	
15- 7	1- 4		3- 2		OVERALL	2- 1		9- 0		4- 0	
10- 1	1- 0		2- 0		HOME	1- 1		6- 0		4- 0	
4- 4	0- 2		1- 2		AWAY	1- 0		2- 0		0- 0	
1- 2	0- 2		0- 0		NEUTRAL	0- 0		1- 0		0- 0	
9- 3	1- 3		0- 0		NON-CONFERENCE	1- 0		7- 0		4- 0	
7- 0	1- 0		0- 0		HOME	1- 0		5- 0		4- 0	
1- 1	0- 1		0- 0		AWAY	0- 0		1- 0		0- 0	
1- 2	0- 2		0- 0		NEUTRAL	0- 0		1- 0		0- 0	
6- 4	0- 1		3- 2		CONFERENCE	1- 1		2- 0		0- 0	
3- 1	0- 0		2- 0		HOME	0- 1		1- 0		0- 0	
3- 3	0- 1		1- 2		AWAY	1- 0		1- 0		0- 0	
0- 0	0- 0		0- 0		NEUTRAL	0- 0		0- 0		0- 0	

RPI 1-25				RPI 26-50				Team's RPI: 29	RPI 51-100				RPI 101+			
RPI	S	Opponent	Score	RPI	S	Opponent	Score		RPI	S	Opponent	Score	RPI	S	Opponent	Score
3	N	Mississippi St.	57 65	27	A	Stanford	50 74		81	A	Utah	83 81	145	A	Col orado	72 47
4	A	Oregon	64 74	27	H	Stanford	73 66		81	H	Utah	56 58	145	H	Col orado	73 59
7	A	Florida St.	66 77	33	A	Cal i forni a	57 42		93	H	Arkansas	89 43	160	H	I daho	77 33
13	N	Green Bay	48 61	33	H	Cal i forni a	80 71						192	A	Fresno St.	81 49
24	H	Buffalo	76 57	38	A	Oregon St.	54 57						196	N	Col umbi a	72 48
-----																
LAST 12 Division I GAMES:																
33	A	Cal i forni a	57 42	27	H	Stanford	73 66									
27	A	Stanford	50 74	33	H	Cal i forni a	80 71									
145	H	Col orado	73 59	81	A	Utah	83 81									
81	H	Utah	56 58	145	A	Col orado	72 47									
4	A	Oregon	64 74	93	H	Arkansas	89 43									
38	A	Oregon St.	54 57	160	H	I daho	77 33									

Non-Div I Games:

Ari zona St.

Average RPI Win:	338	WON-LOST	WINNING	LAST 10	STRENGTH OF	OPP. STRENGTH	TEAM	ADJ.	CONF.	ADJ CONF.
Average RPI Loss:	212	RECORD	PCT. RANK	GAMES	SCHEDULE	OF SCHEDULE	RPI	RPI	RPI	RPI
DIV. I ONLY	1- 16	340	1- 9	290	326	340	340	32	32	
DIV. I NON-CONF.	0- 8	337	0- 3	117	143	312	312	32	32	
-----										
TOTALS	RPI 1-25	RPI 26-50	W-L RECORDS	RPI 51-100	RPI 101-999	RPI 201+				
1- 16	0- 0	0- 2	OVERALL	0- 1	1- 13	1- 10				
0- 4	0- 0	0- 0	HOME	0- 0	0- 4	0- 3				
1- 10	0- 0	0- 0	AWAY	0- 0	1- 0	1- 0				
0- 2	0- 0	0- 0	NEUTRAL	0- 0	0- 2	0- 1				
0- 8	0- 0	0- 2	NON-CONFERENCE	0- 1	0- 5	0- 3				
0- 0	0- 0	0- 0	HOME	0- 0	0- 0	0- 0				
0- 6	0- 0	0- 2	AWAY	0- 1	0- 3	0- 2				
0- 2	0- 0	0- 0	NEUTRAL	0- 0	0- 2	0- 1				
1- 8	0- 0	0- 0	CONFERENCE	0- 0	1- 8	1- 7				
0- 4	0- 0	0- 0	HOME	0- 0	0- 4	0- 3				
1- 4	0- 0	0- 0	AWAY	0- 0	1- 4	1- 4				
0- 0	0- 0	0- 0	NEUTRAL	0- 0	0- 0	0- 0				

RPI 1-25				RPI 26-50				RPI 51-100				RPI 101+				Team's RPI: 340
RPI	S	Opponent	Score	RPI	S	Opponent	Score	RPI	S	Opponent	Score	RPI	S	Opponent	Score	
				30	A	Iowa	45 85	51	A	Dayton	43 81	166	A	Tulsa	37 87	
				50	A	Nebraska	52 73					182	N	Oakland	37 69	
												186	H	Southern U.	52 71	
												232	A	Texas Tech	47 74	
												241	A	Texas Southern	52 58	
												243	A	Austin Peay	61 97	
												252	H	Grambling	57 66	
												272	H	Alcorn	77 80	
												281	N	Towson	44 70	
												283	A	Prairie View	52 64	
												297	A	Alabama A&M	49 52	
												306	H	Jackson St.	54 60	
												312	A	Alabama St.	54 63	
												338	A	Mississippi Val.	64 59	
-----																
LAST 12 Division I GAMES:																
				306	H	Jackson St.	54 60	312	A	Alabama St.	54 63					
				252	H	Grambling	57 66	297	A	Alabama A&M	49 52					
				241	A	Texas Southern	52 58	338	A	Mississippi Val.	64 59					
				283	A	Prairie View	52 64	182	N	Oakland	37 69					
				272	H	Alcorn	77 80	281	N	Towson	44 70					
				186	H	Southern U.	52 71	30	A	Iowa	45 85					

Non-Div I Games:      Tougalo      71   51      Philander Smith      81   73

Ark. -Pine Bluff

Loss, Non-Conf, S Site, H Home A Away N Neutral

Average RPI Win:	196	WON-LOST	WINNING	LAST 10	STRENGTH OF	OPP. STRENGTH	TEAM	ADJ.	CONF.	ADJ CONF.
Average RPI Loss:	67	RECORD	PCT. RANK	GAMES	SCHEDULE	OF SCHEDULE	RPI	RPI	RPI	RPI
DIV. I ONLY	11- 11	169	3- 7	40	81	93	93	2	2	
DIV. I NON-CONF.	9- 4	82	2- 1	148	204	76	76	2	2	
-----										
TOTALS	RPI 1-25	RPI 26-50	W-L RECORDS	RPI 51-100	RPI 101-999	RPI 201+				
11- 11	0- 4	0- 2	OVERALL	2- 2	9- 3	5- 0				
8- 3	0- 0	0- 0	HOME	1- 2	7- 1	4- 0				
2- 8	0- 4	0- 2	AWAY	1- 0	1- 2	0- 0				
1- 0	0- 0	0- 0	NEUTRAL	0- 0	1- 0	1- 0				
9- 4	0- 0	0- 2	NON-CONFERENCE	0- 0	9- 2	5- 0				
7- 0	0- 0	0- 0	HOME	0- 0	7- 0	4- 0				
1- 4	0- 0	0- 2	AWAY	0- 0	1- 2	0- 0				
1- 0	0- 0	0- 0	NEUTRAL	0- 0	1- 0	1- 0				
2- 7	0- 4	0- 0	CONFERENCE	2- 2	0- 1	0- 0				
1- 3	0- 0	0- 0	HOME	1- 2	0- 1	0- 0				
1- 4	0- 4	0- 0	AWAY	1- 0	0- 0	0- 0				
0- 0	0- 0	0- 0	NEUTRAL	0- 0	0- 0	0- 0				

RPI 1-25				RPI 26-50				RPI 51-100				Team's RPI: 93				RPI 101+			
RPI	S	Opponent	Score	RPI	S	Opponent	Score	RPI	S	Opponent	Score	RPI	S	Opponent	Score	RPI	S	Opponent	Score
3	A	Mississippi St.	69 111	29	A	Arizona St.	43 89	85	H	Alabama	76 83	117	A	UTEP	61 64				
12	A	Missouri	54 88	50	A	Nebraska	69 80	97	H	Kentucky	65 76	135	A	Kansas	60 71				
16	A	Georgia	65 78					99	A	Auburn	68 58	166	H	Tulsa	67 41				
18	A	South Carolina	42 90					100	H	Ole Miss	73 72	172	H	Charlotte	73 72				
												174	H	Florida	51 65				
												187	H	Samford	84 63				
												191	A	Oral Roberts	77 66				
												206	H	UT Arlington	91 57				
												214	H	Abilene Christian	79 65				
												249	N	New Mexico St.	69 60				
												252	H	Grambling	79 62				
												323	H	Sam Houston St.	65 54				
LAST 12 Division I GAMES:																			
97	H	Kentucky	65 76	85	H	Alabama	76 83	3	A	Mississippi St.	69 111								
18	A	South Carolina	42 90	100	H	Ole Miss	73 72	252	H	Grambling	79 62								
12	A	Missouri	54 88	29	A	Arizona St.	43 89	206	H	UT Arlington	91 57								
174	H	Florida	51 65																
99	A	Auburn	68 58																
16	A	Georgia	65 78																

Non-Div I Games:

Arkansas

Average RPI Win:	258	WON-LOST	WINNING	LAST 10	STRENGTH OF	OPP. STRENGTH	TEAM	ADJ.	CONF.	ADJ CONF.
Average RPI Loss:	131	RECORD	PCT. RANK	GAMES	SCHEDULE	OF SCHEDULE	RPI	RPI	RPI	RPI
DIV. I ONLY	10- 10	169	5- 5	264	174	203	203	23	23	
DIV. I NON-CONF.	5- 6	187	1- 2	168	101	171	171	23	23	
-----										
TOTALS	RPI 1-25	RPI 26-50	W-L RECORDS	RPI 51-100	RPI 101-999	RPI 201+				
10- 10	0- 0	0- 1	OVERALL	0- 3	10- 6	8- 1				
6- 3	0- 0	0- 0	HOME	0- 1	6- 2	5- 0				
4- 7	0- 0	0- 1	AWAY	0- 2	4- 4	3- 1				
0- 0	0- 0	0- 0	NEUTRAL	0- 0	0- 0	0- 0				
5- 6	0- 0	0- 1	NON-CONFERENCE	0- 3	5- 2	3- 0				
4- 1	0- 0	0- 0	HOME	0- 1	4- 0	3- 0				
1- 5	0- 0	0- 1	AWAY	0- 2	1- 2	0- 0				
0- 0	0- 0	0- 0	NEUTRAL	0- 0	0- 0	0- 0				
5- 4	0- 0	0- 0	CONFERENCE	0- 0	5- 4	5- 1				
2- 2	0- 0	0- 0	HOME	0- 0	2- 2	2- 0				
3- 2	0- 0	0- 0	AWAY	0- 0	3- 2	3- 1				
0- 0	0- 0	0- 0	NEUTRAL	0- 0	0- 0	0- 0				

RPI 1-25				RPI 26-50				RPI 51-100				RPI 101+ Team's RPI: 203			
RPI	S	Opponent	Score	RPI	S	Opponent	Score	RPI	S	Opponent	Score	RPI	S	Opponent	Score
				31	A	South Fla.	55 98	69	A	Indiana	51 93	114	A	Little Rock	43 53
								77	H	Belmont	52 83	117	H	UTEP	76 73
								100	A	Ole Miss	48 74	157	H	Texas St.	55 67
												159	H	Louisiana	75 77
												162	A	Pittsburgh	47 87
												166	A	Tulsa	58 68
												174	A	Florida	70 69
												206	H	UT Arlington	85 80
												228	H	UT Martin	84 73
												252	H	Grambling	76 56
												271	A	Appalachian St.	66 68
												285	A	Coastal Caro.	70 63
												313	A	Georgia St.	75 58
												325	A	Ga. Southern	71 62
												332	H	La.-Monroe	76 62
												346	H	Tennessee St.	68 62
-----															
LAST 12 Division I GAMES:															
				271	A	Appalachian St.	66 68	325	A	Ga. Southern	71 62				
				285	A	Coastal Caro.	70 63	159	H	Louisiana	75 77				
				114	A	Little Rock	43 53	332	H	La.-Monroe	76 62				
				206	H	UT Arlington	85 80	166	A	Tulsa	58 68				
				157	H	Texas St.	55 67	252	H	Grambling	76 56				
				313	A	Georgia St.	75 58	77	H	Belmont	52 83				

Non-Div I Games:

Arkansas St.

■ Loss, 
 ■ Non-Conf, 
 ■ S Site, 
 ■ Home 
 ■ A Away 
 N Neutral



Average RPI Win:	231	WON-LOST	WINNING	LAST 10	STRENGTH OF	OPP. STRENGTH	TEAM	ADJ.	CONF.	ADJ CONF.
Average RPI Loss:	157	RECORD	PCT. RANK	GAMES	SCHEDULE	OF SCHEDULE	RPI	RPI	RPI	RPI
DIV. I ONLY	10- 10	169	4- 6	205	225	190	190	15	15	
DIV. I NON-CONF.	6- 4	122	0- 1	228	295	152	152	18	18	
-----										
TOTALS	RPI 1-25	RPI 26-50	W-L RECORDS	RPI 51-100	RPI 101-999	RPI 201+				
10- 10	0- 1	0- 0	OVERALL	0- 2	10- 7	7- 3				
5- 4	0- 0	0- 0	HOME	0- 1	5- 3	3- 1				
5- 6	0- 1	0- 0	AWAY	0- 1	5- 4	4- 2				
0- 0	0- 0	0- 0	NEUTRAL	0- 0	0- 0	0- 0				
6- 4	0- 1	0- 0	NON-CONFERENCE	0- 0	6- 3	3- 2				
4- 1	0- 0	0- 0	HOME	0- 0	4- 1	2- 0				
2- 3	0- 1	0- 0	AWAY	0- 0	2- 2	1- 2				
0- 0	0- 0	0- 0	NEUTRAL	0- 0	0- 0	0- 0				
4- 6	0- 0	0- 0	CONFERENCE	0- 2	4- 4	4- 1				
1- 3	0- 0	0- 0	HOME	0- 1	1- 2	1- 1				
3- 3	0- 0	0- 0	AWAY	0- 1	3- 2	3- 0				
0- 0	0- 0	0- 0	NEUTRAL	0- 0	0- 0	0- 0				

RPI 1-25				RPI 26-50				RPI 51-100				RPI 101+				Team's RPI: 190
RPI	S	Opponent	Score	RPI	S	Opponent	Score	RPI	S	Opponent	Score	RPI	S	Opponent	Score	
20	A	Marquette	53 83					71	H	American	46 64	107	H	Dartmouth	71 56	
								84	A	Navy	44 70	121	H	Delaware	59 70	
												122	A	Yale	82 65	
												144	A	Bucknell	36 60	
												161	H	Binghamton	73 61	
												173	A	Lehigh	55 59	
												193	H	Boston U.	59 60	
												223	H	Holy Cross	62 70	
												235	A	Lafayette	65 60	
												239	A	Loyola Maryland	69 62	
												239	H	Loyola Maryland	62 47	
												263	A	Fairleigh Dickinson	56 58	
												270	A	Colgate	62 54	
												274	H	LIU Brooklyn	71 37	
												275	A	St. Francis Brooklyn	52 73	
												322	A	Air Force	65 59	
												341	H	NJIT	79 49	
-----																
LAST 12 Division I GAMES:																
239	H	Loyola Maryland	62 47	71	H	American	46 64									
270	A	Colgate	62 54	144	A	Bucknell	36 60									
173	A	Lehigh	55 59	239	A	Loyola Maryland	69 62									
223	H	Holy Cross	62 70	193	H	Boston U.	59 60									
84	A	Navy	44 70	20	A	Marquette	53 83									
235	A	Lafayette	65 60	121	H	Delaware	59 70									

Non-Div I Games: St. Joseph's (Brkln)107 46

Army West Point

Average RPI Win: **186**  
 Average RPI Loss: **59**

WON-LOST  
RECORD

WINNING  
PCT. RANK

LAST 10  
GAMES

STRENGTH OF  
SCHEDULE

OPP. STRENGTH  
OF SCHEDULE

TEAM  
RPI

ADJ.  
RPI

CONF.  
RPI

ADJ CONF.  
RPI

DIV. I ONLY	10- 9	154	3- 6	52	55	99	99	2	2
DIV. I NON-CONF.	8- 3	65	3- 0	234	126	102	102	2	2
<hr/>									
TOTALS	RPI 1-25	RPI 26-50	W-L RECORDS	RPI 51-100	RPI 101-999	RPI 201+			
10- 9	0- 4	0- 1	OVERALL	2- 3	8- 1	4- 0			
7- 2	0- 1	0- 0	HOME	1- 1	6- 0	4- 0			
2- 5	0- 3	0- 1	AWAY	1- 1	1- 0	0- 0			
1- 2	0- 0	0- 0	NEUTRAL	0- 1	1- 1	0- 0			
8- 3	0- 0	0- 0	NON-CONFERENCE	1- 2	7- 1	4- 0			
5- 0	0- 0	0- 0	HOME	0- 0	5- 0	4- 0			
2- 1	0- 0	0- 0	AWAY	1- 1	1- 0	0- 0			
1- 2	0- 0	0- 0	NEUTRAL	0- 1	1- 1	0- 0			
2- 6	0- 4	0- 1	CONFERENCE	1- 1	1- 0	0- 0			
2- 2	0- 1	0- 0	HOME	1- 1	1- 0	0- 0			
0- 4	0- 3	0- 1	AWAY	0- 0	0- 0	0- 0			
0- 0	0- 0	0- 0	NEUTRAL	0- 0	0- 0	0- 0			

RPI 1-25				RPI 26-50				RPI 51-100				RPI 101+			
RPI	S	Opponent	Score	RPI	S	Opponent	Score	RPI	S	Opponent	Score	RPI	S	Opponent	Score
10	A	Tennessee	59 70	35	A	LSU	56 59	69	A	Indiana	65 53	125	N	Georgetown	60 40
14	H	Texas A&M	73 82					74	A	Virginia Tech	63 72	159	A	Louisiana	70 60
16	A	Georgia	48 60					85	H	Alabama	69 60	174	H	Florida	84 55
18	A	South Carolina	63 71					91	N	Chattanooga	41 50	176	N	Northwestern	48 49
								93	H	Arkansas	58 68	186	H	Southern U.	65 47
												211	H	Louisiana Tech	75 59
												224	H	N.C. A&T	63 53
												294	H	Southeastern La.	80 46
												332	H	La.-Monroe	67 41
LAST 12 Division I GAMES:															
85	H	Alabama	69 60	10	A	Tennessee	59 70	174	H	Florida	84 55				
16	A	Georgia	48 60	294	H	Southeastern La.	80 46	186	H	Southern U.	65 47				
35	A	LSU	56 59	159	A	Louisiana	70 60	69	A	Indiana	65 53				
93	H	Arkansas	58 68												
18	A	South Carolina	63 71												
14	H	Texas A&M	73 82												

Non-Div I Games: Xavier (LA) 70 44

Auburn

**Loss**, **Non-Conf**, **S Site**, **H Home** **A Away** **N Neutral**

Average RPI Win:	292	WON-LOST	WINNING	LAST 10	STRENGTH OF	OPP. STRENGTH	TEAM	ADJ.	CONF.	ADJ CONF.
Average RPI Loss:	151	RECORD	PCT. RANK	GAMES	SCHEDULE	OF SCHEDULE	RPI	RPI	RPI	RPI
DIV. I ONLY	10- 9	154	5- 5	326	300	243	243	26	26	
DIV. I NON-CONF.	5- 4	146	0- 2	326	281	219	219	27	27	
-----										
TOTALS	RPI 1-25	RPI 26-50	W-L RECORDS	RPI 51-100	RPI 101-999	RPI 201+				
10- 9	0- 0	0- 1	OVERALL	0- 2	10- 6	9- 2				
6- 3	0- 0	0- 0	HOME	0- 0	6- 3	5- 1				
4- 6	0- 0	0- 0	AWAY	0- 1	4- 1	4- 0				
0- 0	0- 0	0- 0	NEUTRAL	0- 0	0- 0	0- 0				
5- 4	0- 0	0- 1	NON-CONFERENCE	0- 1	5- 2	5- 0				
2- 1	0- 0	0- 0	HOME	0- 0	2- 1	2- 0				
3- 3	0- 0	0- 1	AWAY	0- 1	3- 1	3- 0				
0- 0	0- 0	0- 0	NEUTRAL	0- 0	0- 0	0- 0				
5- 5	0- 0	0- 0	CONFERENCE	0- 1	5- 4	4- 2				
4- 2	0- 0	0- 0	HOME	0- 0	4- 2	3- 1				
1- 3	0- 0	0- 0	AWAY	0- 1	1- 2	1- 1				
0- 0	0- 0	0- 0	NEUTRAL	0- 0	0- 0	0- 0				

RPI 1-25				RPI 26-50				RPI 51-100				RPI 101+ Team's RPI: 243			
RPI	S	Opponent	Score	RPI	S	Opponent	Score	RPI	S	Opponent	Score	RPI	S	Opponent	Score
				32	A	Ball St.	57 89	77	A	Belmont	75 78	119	H	Western Ill.	68 81
								90	A	Butler	54 75	134	H	SIUE	38 61
												165	A	Jacksonville St.	47 65
												194	A	Illinois	47 59
												201	H	Southeast Mo. St.	66 65
												215	H	Morehead St.	59 66
												228	H	UT Martin	69 62
												251	A	Lipscomb	71 63
												267	A	Northern Ky.	53 52
												296	H	Eastern Ky.	59 45
												297	A	Alabama A&M	55 52
												330	A	Tennessee Tech	59 63
												340	H	Ark.-Pine Bluff	97 61
												344	H	Eastern Ill.	69 59
												346	A	Tennessee St.	75 59
												347	H	Evansville	82 73
LAST 12 Division I GAMES:															
215	H	Morehead St.	59 66	201	H	Southeast Mo. St.	66 65								
296	H	Eastern Ky.	59 45	228	H	UT Martin	69 62								
77	A	Belmont	75 78	344	H	Eastern Ill.	69 59								
346	A	Tennessee St.	75 59	134	H	SIUE	38 61								
165	A	Jacksonville St.	47 65	32	A	Ball St.	57 89								
330	A	Tennessee Tech	59 63	194	A	Illinois	47 59								

Non-Div I Games: Christian Bros. 73 50 Trevecca Nazarene 80 72

Austin Peay

Average RPI Win:	204	WON-LOST	WINNING	LAST 10	STRENGTH OF	OPP. STRENGTH	TEAM	ADJ.	CONF.	ADJ CONF.
Average RPI Loss:	126	RECORD	PCT. RANK	GAMES	SCHEDULE	OF SCHEDULE	RPI	RPI	RPI	RPI
DIV. I ONLY	12- 9	133	7- 3	166	121	124	124	13	13	
DIV. I NON-CONF.	5- 6	187	1- 1	143	130	185	185	11	11	
-----										
TOTALS	RPI 1-25	RPI 26-50	W-L RECORDS	RPI 51-100	RPI 101-999	RPI 201+				
12- 9	0- 1	0- 2	OVERALL	2- 1	10- 5	7- 2				
8- 2	0- 1	0- 0	HOME	2- 0	6- 1	4- 1				
4- 7	0- 0	0- 2	AWAY	0- 1	4- 4	3- 1				
0- 0	0- 0	0- 0	NEUTRAL	0- 0	0- 0	0- 0				
5- 6	0- 1	0- 2	NON-CONFERENCE	1- 0	4- 3	4- 1				
4- 2	0- 1	0- 0	HOME	1- 0	3- 1	3- 1				
1- 4	0- 0	0- 2	AWAY	0- 0	1- 2	1- 0				
0- 0	0- 0	0- 0	NEUTRAL	0- 0	0- 0	0- 0				
7- 3	0- 0	0- 0	CONFERENCE	1- 1	6- 2	3- 1				
4- 0	0- 0	0- 0	HOME	1- 0	3- 0	1- 0				
3- 3	0- 0	0- 0	AWAY	0- 1	3- 2	2- 1				
0- 0	0- 0	0- 0	NEUTRAL	0- 0	0- 0	0- 0				

RPI 1-25				RPI 26-50				RPI 51-100				RPI 101+ Team's RPI: 124			
RPI	S	Opponent	Score	RPI	S	Opponent	Score	RPI	S	Opponent	Score	RPI	S	Opponent	Score
16	H	Georgia	63 79	33	A	California	45 70	81	H	Utah	77 68	143	A	Washington	72 80
				49	A	Northern Colo.	74 79	87	A	Saint Mary's (CA)	49 57	148	A	Colorado St.	54 56
								87	H	Saint Mary's (CA)	63 54	150	A	Loyola Marymount	67 55
												156	A	Pacific	76 83
												156	H	Pacific	77 65
												163	H	San Francisco	70 66
												204	A	San Diego	69 70
												205	A	Eastern Wash.	73 69
												208	H	Montana St.	75 54
												227	A	Pepperdine	73 67
												258	H	Santa Clara	65 47
												295	H	Utah St.	69 76
												300	A	Portland	72 58
												304	H	Utah Valley	75 54
												307	H	Southern Utah	75 67
LAST 12 Division I GAMES:															
156	A	Pacific	76 83	156	H	Pacific	77 65	163	H	San Francisco	70 66				
87	H	Saint Mary's (CA)	63 54	87	A	Saint Mary's (CA)	49 57	300	A	Portland	72 58				
204	A	San Diego	69 70	208	H	Montana St.	75 54	33	A	California	45 70				
150	A	Loyola Marymount	67 55												
258	H	Santa Clara	65 47												
227	A	Pepperdine	73 67												

Non-Div I Games:

BYU

Average RPI Win:	155	WON-LOST	WINNING	LAST 10	STRENGTH OF	OPP. STRENGTH	TEAM	ADJ.	CONF.	ADJ CONF.
Average RPI Loss:	41	RECORD	PCT. RANK	GAMES	SCHEDULE	OF SCHEDULE	RPI	RPI	RPI	RPI
DIV. I ONLY	16- 3	18	7- 3	81	89	32	32	7	7	
DIV. I NON-CONF.	10- 0	1	2- 0	166	112	18	18	8	8	
-----										
TOTALS	RPI 1-25	RPI 26-50	W-L RECORDS	RPI 51-100	RPI 101-999	RPI 201+				
16- 3	0- 1	2- 1	OVERALL	1- 1	13- 0	4- 0				
9- 2	0- 1	1- 1	HOME	1- 0	7- 0	2- 0				
7- 1	0- 0	1- 0	AWAY	0- 1	6- 0	2- 0				
0- 0	0- 0	0- 0	NEUTRAL	0- 0	0- 0	0- 0				
10- 0	0- 0	2- 0	NON-CONFERENCE	1- 0	7- 0	3- 0				
6- 0	0- 0	1- 0	HOME	1- 0	4- 0	2- 0				
4- 0	0- 0	1- 0	AWAY	0- 0	3- 0	1- 0				
0- 0	0- 0	0- 0	NEUTRAL	0- 0	0- 0	0- 0				
6- 3	0- 1	0- 1	CONFERENCE	0- 1	6- 0	1- 0				
3- 2	0- 1	0- 1	HOME	0- 0	3- 0	0- 0				
3- 1	0- 0	0- 0	AWAY	0- 1	3- 0	1- 0				
0- 0	0- 0	0- 0	NEUTRAL	0- 0	0- 0	0- 0				

RPI	S	Opponent	Score	RPI	S	Opponent	Score	RPI	S	Opponent	Score	RPI	S	Opponent	Score
24	H	Buffalo	80 84	36	H	Central Mich.	65 69	62	A	Toledo	66 72	111	H	Miami (OH)	86 61
				43	H	Western Ky.	93 81	90	H	Butler	87 75	123	A	Kent St.	79 58
				47	A	Purdue	66 60					126	H	Missouri St.	70 58
												128	A	Vanderbilt	88 79
												131	A	Cleveland St.	76 64
												139	H	Northern Ill.	81 72
												142	A	Bowling Green	84 73
												142	H	Bowling Green	82 41
												201	H	Southeast Mo. St.	69 56
												217	A	Akron	74 61
												243	H	Austin Peay	89 57
												251	H	Lipscomb	84 46
												346	A	Tennessee St.	85 65
-----															
LAST 12 Division I GAMES:															
139	H	Northern Ill.	81 72	142	A	Bowling Green	84 73	111	H	Miami (OH)	86 61	36	H	Central Mich.	65 69
142	H	Bowling Green	82 41	111	H	Miami (OH)	86 61	43	H	Western Ky.	93 81	243	H	Austin Peay	89 57
123	A	Kent St.	79 58	36	H	Central Mich.	65 69	24	H	Buffalo	80 84	201	H	Southeast Mo. St.	69 56
62	A	Toledo	66 72	43	H	Western Ky.	93 81	217	A	Akron	74 61				
24	H	Buffalo	80 84	243	H	Austin Peay	89 57								
217	A	Akron	74 61	201	H	Southeast Mo. St.	69 56								

Non-Div I Games: Oakland City 126 55

Ball St.

Average RPI Win:	128	WON-LOST	WINNING	LAST 10	STRENGTH OF	OPP. STRENGTH	TEAM	ADJ.	CONF.	ADJ CONF.
Average RPI Loss:	8	RECORD	PCT. RANK	GAMES	SCHEDULE	OF SCHEDULE	RPI	RPI	RPI	RPI
DIV. I ONLY	19- 1	4	10- 0	72	25	9	9	5	5	
DIV. I NON-CONF.	10- 1	16	3- 0	106	70	16	16	6	6	
-----										
TOTALS	RPI 1-25	RPI 26-50	W-L RECORDS	RPI 51-100	RPI 101-999	RPI 201+				
19- 1	1- 1	3- 0	OVERALL	5- 0	10- 0	4- 0				
11- 0	1- 0	1- 0	HOME	3- 0	6- 0	3- 0				
6- 1	0- 1	2- 0	AWAY	1- 0	3- 0	1- 0				
2- 0	0- 0	0- 0	NEUTRAL	1- 0	1- 0	0- 0				
10- 1	0- 1	1- 0	NON-CONFERENCE	3- 0	6- 0	3- 0				
7- 0	0- 0	1- 0	HOME	2- 0	4- 0	2- 0				
1- 1	0- 1	0- 0	AWAY	0- 0	1- 0	1- 0				
2- 0	0- 0	0- 0	NEUTRAL	1- 0	1- 0	0- 0				
9- 0	1- 0	2- 0	CONFERENCE	2- 0	4- 0	1- 0				
4- 0	1- 0	0- 0	HOME	1- 0	2- 0	1- 0				
5- 0	0- 0	2- 0	AWAY	1- 0	2- 0	0- 0				
0- 0	0- 0	0- 0	NEUTRAL	0- 0	0- 0	0- 0				

RPI	S	Opponent	Score	RPI	S	Opponent	Score	RPI	S	Opponent	Score	RPI	S	Opponent	Score
8	A	UCLA	68 82	27	H	Stanford	81 57	70	A	Kansas St.	88 58	126	N	Missouri St.	100 58
11	H	Texas	81 56	37	A	Oklahoma	74 52	70	H	Kansas St.	75 50	130	A	Iowa St.	79 50
				39	A	West Virginia	83 72	73	N	Georgia Tech	80 57	130	H	Iowa St.	89 49
								96	H	Central Ark.	86 55	135	A	Kansas	83 48
								97	H	Kentucky	90 63	136	H	Lamar University	121 62
												152	H	North Dakota	105 43
												232	H	Texas Tech	97 49
												282	A	Nicholls St.	85 43
												289	H	McNeese	95 34
												293	H	Coppin St.	100 54
-----															
LAST 12 Division I GAMES:															
39	A	West Virginia	83 72	130	H	Iowa St.	89 49								
11	H	Texas	81 56	232	H	Texas Tech	97 49								
70	H	Kansas St.	75 50	70	A	Kansas St.	88 58								
130	A	Iowa St.	79 50	282	A	Nicholls St.	85 43								
37	A	Oklahoma	74 52	289	H	McNeese	95 34								
135	A	Kansas	83 48	152	H	North Dakota	105 43								

Non-Div I Games:

Bayl or

Average RPI Win:	211	WON-LOST	WINNING	LAST 10	STRENGTH OF	OPP. STRENGTH	TEAM	ADJ.	CONF.	ADJ CONF.
Average RPI Loss:	55	RECORD	PCT. RANK	GAMES	SCHEDULE	OF SCHEDULE	RPI	RPI	RPI	RPI
DIV. I ONLY	19- 3	10	10- 0	263	129	77	77	26	26	
DIV. I NON-CONF.	9- 3	61	1- 1	177	28	60	60	27	27	
-----										
TOTALS	RPI 1-25	RPI 26-50	W-L RECORDS	RPI 51-100	RPI 101-999	RPI 201+				
19- 3	0- 0	1- 2	OVERALL	1- 0	17- 1	10- 0				
9- 1	0- 0	0- 0	HOME	0- 0	9- 1	6- 0				
8- 1	0- 0	0- 0	AWAY	0- 0	8- 0	4- 0				
2- 1	0- 0	1- 1	NEUTRAL	1- 0	0- 0	0- 0				
9- 3	0- 0	1- 2	NON-CONFERENCE	1- 0	7- 1	4- 0				
3- 1	0- 0	0- 0	HOME	0- 0	3- 1	2- 0				
4- 1	0- 0	0- 1	AWAY	0- 0	4- 0	2- 0				
2- 1	0- 0	1- 1	NEUTRAL	1- 0	0- 0	0- 0				
10- 0	0- 0	0- 0	CONFERENCE	0- 0	10- 0	6- 0				
6- 0	0- 0	0- 0	HOME	0- 0	6- 0	4- 0				
4- 0	0- 0	0- 0	AWAY	0- 0	4- 0	2- 0				
0- 0	0- 0	0- 0	NEUTRAL	0- 0	0- 0	0- 0				

RPI 1-25				RPI 26-50				RPI 51-100 Team's RPI: 77				RPI 101+			
RPI	S	Opponent	Score	RPI	S	Opponent	Score	RPI	S	Opponent	Score	RPI	S	Opponent	Score
				27	N	Stanford	53 74	55	N	Gonzaga	71 63	102	H	Wright St.	81 91
				34	N	FGCU	75 65					128	A	Vanderbilt	111 74
				37	A	Oklahoma	73 96					134	A	SIUE	72 55
												134	H	SIUE	86 64
												165	H	Jacksonville St.	71 55
												166	A	Tulsa	90 65
												187	H	Samford	83 46
												201	A	Southeast Mo. St.	67 57
												203	A	Arkansas St.	83 52
												228	A	UT Martin	65 63
												243	H	Austin Peay	78 75
												251	A	Lipscomb	91 59
												259	H	Presbyterian	90 48
												298	H	Murray St.	70 65
												303	H	Fort Wayne	74 42
												330	H	Tennessee Tech	78 59
												344	A	Eastern Ill.	86 58
												344	H	Eastern Ill.	59 37
LAST 12 Division I GAMES:															
134	H	SIUE	86 64	165	H	Jacksonville St.	71 55								
344	H	Eastern Ill.	59 37	330	H	Tennessee Tech	78 59								
243	H	Austin Peay	78 75	228	A	UT Martin	65 63								
298	H	Murray St.	70 65	201	A	Southeast Mo. St.	67 57								
344	A	Eastern Ill.	86 58	128	A	Vanderbilt	111 74								
134	A	SIUE	72 55	102	H	Wright St.	81 91								

Non-Div I Games: Trevecca Nazarene 97 39

Belmont

Average RPI Win:	258	WON-LOST	WINNING	LAST 10	STRENGTH OF	OPP. STRENGTH	TEAM	ADJ.	CONF.	ADJ CONF.
Average RPI Loss:	179	RECORD	PCT. RANK	GAMES	SCHEDULE	OF SCHEDULE	RPI	RPI	RPI	RPI
DIV. I ONLY	13- 4	44	9- 1	325	325	151	151	31	31	
DIV. I NON-CONF.	6- 4	122	3- 2	275	299	207	207	30	30	
-----										
TOTALS	RPI 1-25	RPI 26-50	W-L RECORDS	RPI 51-100	RPI 101-999	RPI 201+				
13- 4	0- 0	0- 0	OVERALL	0- 1	13- 3	11- 2				
5- 2	0- 0	0- 0	HOME	0- 0	5- 2	4- 1				
6- 2	0- 0	0- 0	AWAY	0- 1	6- 1	6- 1				
2- 0	0- 0	0- 0	NEUTRAL	0- 0	2- 0	1- 0				
6- 4	0- 0	0- 0	NON-CONFERENCE	0- 1	6- 3	4- 2				
3- 2	0- 0	0- 0	HOME	0- 0	3- 2	2- 1				
1- 2	0- 0	0- 0	AWAY	0- 1	1- 1	1- 1				
2- 0	0- 0	0- 0	NEUTRAL	0- 0	2- 0	1- 0				
7- 0	0- 0	0- 0	CONFERENCE	0- 0	7- 0	7- 0				
2- 0	0- 0	0- 0	HOME	0- 0	2- 0	2- 0				
5- 0	0- 0	0- 0	AWAY	0- 0	5- 0	5- 0				
0- 0	0- 0	0- 0	NEUTRAL	0- 0	0- 0	0- 0				

RPI 1-25				RPI 26-50				RPI 51-100				RPI 101+				Team's RPI: 151
RPI	S	Opponent	Score	RPI	S	Opponent	Score	RPI	S	Opponent	Score	RPI	S	Opponent	Score	
								59	A	Miami (FL)	39 85	116	H	Jacksonville	58 68	
												157	N	Texas St.	62 56	
												186	H	Southern U.	68 56	
												202	A	Hampton	61 56	
												209	A	Norfolk St.	58 51	
												225	N	Richmond	63 50	
												245	A	North Florida	63 70	
												250	A	Howard	59 55	
												264	H	Grand Canyon	69 60	
												283	H	Prairie View	77 52	
												284	A	FIU	77 59	
												294	H	Southeastern La.	58 60	
												309	A	UMES	55 48	
												311	A	Delaware St.	68 60	
												333	H	South Carolina St.	68 50	
												335	H	Florida A&M	44 42	
-----																
LAST 12 Division I GAMES:																
				202	A	Hampton	61 56	333	H	South Carolina St.	68 50					
				209	A	Norfolk St.	58 51	59	A	Miami (FL)	39 85					
				311	A	Delaware St.	68 60	225	N	Richmond	63 50					
				335	H	Florida A&M	44 42	157	N	Texas St.	62 56					
				309	A	UMES	55 48	116	H	Jacksonville	58 68					
				250	A	Howard	59 55	186	H	Southern U.	68 56					

Non-Div I Games: Edward Waters 101 60 Palm Beach Atl. 61 48

Bethune-Cookman



Average RPI Win:	238	WON-LOST	WINNING	LAST 10	STRENGTH OF	OPP. STRENGTH	TEAM	ADJ.	CONF.	ADJ CONF.
Average RPI Loss:	156	RECORD	PCT. RANK	GAMES	SCHEDULE	OF SCHEDULE	RPI	RPI	RPI	RPI

DIV. I ONLY	13- 7	88	7- 3	270	285	161	161	20	20
DIV. I NON-CONF.	8- 4	87	4- 0	317	270	178	178	24	24
<hr/>									
TOTALS	RPI 1-25	RPI 26-50	W-L RECORDS	RPI 51-100	RPI 101-999	RPI 201+			
13- 7	0- 0	0- 0	OVERALL	1- 1	12- 6	8- 1			
5- 3	0- 0	0- 0	HOME	0- 0	5- 3	2- 1			
7- 3	0- 0	0- 0	AWAY	1- 1	6- 2	5- 0			
1- 1	0- 0	0- 0	NEUTRAL	0- 0	1- 1	1- 0			
8- 4	0- 0	0- 0	NON-CONFERENCE	0- 0	8- 4	6- 0			
3- 1	0- 0	0- 0	HOME	0- 0	3- 1	1- 0			
4- 2	0- 0	0- 0	AWAY	0- 0	4- 2	4- 0			
1- 1	0- 0	0- 0	NEUTRAL	0- 0	1- 1	1- 0			
5- 3	0- 0	0- 0	CONFERENCE	1- 1	4- 2	2- 1			
2- 2	0- 0	0- 0	HOME	0- 0	2- 2	1- 1			
3- 1	0- 0	0- 0	AWAY	1- 1	2- 0	1- 0			
0- 0	0- 0	0- 0	NEUTRAL	0- 0	0- 0	0- 0			

RPI 1-25	RPI 26-50	RPI 51-100	RPI 101+	Team's RPI: 161
RPI S Opponent Score	RPI S Opponent Score	RPI S Opponent Score	RPI S Opponent Score	
		67 A Albany (NY) 46 63	107 H Dartmouth 80 64	
		82 A Maine 66 62	109 H Penn 77 72	
			122 H Yale 69 73	
			144 A Bucknell I 59 64	
			154 H Hartford 64 59	
			166 N Tulsa 55 60	
			179 A New Hampshire 54 52	
			179 H New Hampshire 61 63	
			190 A Army West Point 61 73	
			222 H Stony Brook 59 67	
			265 A Rider 76 54	
			278 A Bryant 55 47	
			280 A Cornell I 66 58	
			307 A Southern Utah 72 66	
			309 N UMES 68 51	
			331 H UMBC 81 51	
			341 H NJIT 67 36	
			348 A UMass Lowell I 76 46	
<hr/>				
LAST 12 Division I GAMES:				
179 A New Hampshire 54 52	179 H New Hampshire 61 63			
331 H UMBC 81 51	82 A Maine 66 62			
348 A UMass Lowell I 76 46	107 H Dartmouth 80 64			
222 H Stony Brook 59 67	265 A Rider 76 54			
67 A Albany (NY) 46 63	280 A Cornell I 66 58			
154 H Hartford 64 59	341 H NJIT 67 36			

Non-Div I Games: SUNY Cortland 90 36

Binghamton

Average RPI Win:	213	WON-LOST	WINNING	LAST 10	STRENGTH OF	OPP. STRENGTH	TEAM	ADJ.	CONF.	ADJ CONF.
Average RPI Loss:	154	RECORD	PCT. RANK	GAMES	SCHEDULE	OF SCHEDULE	RPI	RPI	RPI	RPI
DIV. I ONLY	11- 8	126	7- 3	275	135	200	200	16	16	
DIV. I NON-CONF.	4- 5	202	1- 1	313	159	275	275	16	16	
<hr/>										
TOTALS	RPI 1-25	RPI 26-50	W-L RECORDS	RPI 51-100	RPI 101-999	RPI 201+				
11- 8	0- 0	0- 0	OVERALL	0- 4	11- 4	6- 3				
5- 5	0- 0	0- 0	HOME	0- 3	5- 2	1- 1				
6- 1	0- 0	0- 0	AWAY	0- 1	6- 0	5- 0				
0- 2	0- 0	0- 0	NEUTRAL	0- 0	0- 2	0- 2				
4- 5	0- 0	0- 0	NON-CONFERENCE	0- 2	4- 3	2- 3				
2- 3	0- 0	0- 0	HOME	0- 2	2- 1	0- 1				
2- 0	0- 0	0- 0	AWAY	0- 0	2- 0	2- 0				
0- 2	0- 0	0- 0	NEUTRAL	0- 0	0- 2	0- 2				
7- 3	0- 0	0- 0	CONFERENCE	0- 2	7- 1	4- 0				
3- 2	0- 0	0- 0	HOME	0- 1	3- 1	1- 0				
4- 1	0- 0	0- 0	AWAY	0- 1	4- 0	3- 0				
0- 0	0- 0	0- 0	NEUTRAL	0- 0	0- 0	0- 0				

RPI 1-25				RPI 26-50				RPI 51-100				RPI 101+ Team's RPI: 200			
RPI	S	Opponent	Score	RPI	S	Opponent	Score	RPI	S	Opponent	Score	RPI	S	Opponent	Score
								54	H	Wyoming	51 66	104	H	UNLV	69 60
								72	A	New Mexico	83 100	143	H	Washington	85 62
								79	H	Washington St.	53 61	147	H	Saint Francis (PA)	87 59
								87	H	Saint Mary's (CA)	72 74	148	A	Colorado St.	62 58
												164	H	Nevada	68 72
												192	H	Fresno St.	75 66
												204	N	San Diego	52 72
												205	A	Eastern Wash.	61 57
												237	A	San Diego St.	86 70
												247	H	CSU Bakersfield	59 65
												248	A	San Jose St.	112 80
												295	A	Utah St.	64 42
												300	A	Portland	73 47
												322	H	Air Force	49 46
												328	N	Northern Ari z.	60 62
<hr/>															
LAST 12 Division I GAMES:															
				322	H	Air Force	49 46	54	H	Wyoming	51 66				
				248	A	San Jose St.	112 80	72	A	New Mexico	83 100				
				164	H	Nevada	68 72	104	H	UNLV	69 60				
				295	A	Utah St.	64 42	148	A	Colorado St.	62 58				
				237	A	San Diego St.	86 70	147	H	Saint Francis (PA)	87 59				
				192	H	Fresno St.	75 66	247	H	CSU Bakersfield	59 65				

Non-Div I Games: Corban 94 50 Northwest Chrst. 83 51

Boise St.

Average RPI	Win: 147	WON-LOST	WINNING	LAST 10	STRENGTH OF	OPP. STRENGTH	TEAM	ADJ.	CONF.	ADJ CONF.
Average RPI	Loss: 99	RECORD	PCT. RANK	GAMES	SCHEDULE	OF SCHEDULE	RPI	RPI	RPI	RPI
DIV. I ONLY	6- 15	283	1- 9	32	58	180	180	1	1	
DIV. I NON-CONF.	5- 8	220	1- 3	113	169	211	211	1	1	
-----										
TOTALS	RPI 1-25	RPI 26-50	W-L RECORDS	RPI 51-100	RPI 101-999	RPI 201+				
6- 15	0- 3	1- 1	OVERALL	2- 5	3- 6	2- 1				
5- 6	0- 1	1- 1	HOME	2- 3	2- 1	1- 1				
1- 9	0- 2	0- 0	AWAY	0- 2	1- 4	1- 0				
0- 0	0- 0	0- 0	NEUTRAL	0- 0	0- 0	0- 0				
5- 8	0- 0	1- 0	NON-CONFERENCE	1- 3	3- 5	2- 1				
4- 3	0- 0	1- 0	HOME	1- 2	2- 1	1- 1				
1- 5	0- 0	0- 0	AWAY	0- 1	1- 4	1- 0				
0- 0	0- 0	0- 0	NEUTRAL	0- 0	0- 0	0- 0				
1- 7	0- 3	0- 1	CONFERENCE	1- 2	0- 1	0- 0				
1- 3	0- 1	0- 1	HOME	1- 1	0- 0	0- 0				
0- 4	0- 2	0- 0	AWAY	0- 1	0- 1	0- 0				
0- 0	0- 0	0- 0	NEUTRAL	0- 0	0- 0	0- 0				

RPI 1-25				RPI 26-50				RPI 51-100				RPI 101+				Team's RPI: 180
RPI	S	Opponent	Score	RPI	S	Opponent	Score	RPI	S	Opponent	Score	RPI	S	Opponent	Score	
1	A	Notre Dame	60 89	28	H	Virginia	57 68	53	A	Minnesota	68 78	107	A	Dartmouth	57 68	
15	A	Duke	50 75	48	H	Houston	79 74	59	H	Miami (FL)	43 65	118	A	Clemson	61 65	
25	H	Syracuse	57 75					66	H	Fordham	55 52	179	H	New Hampshire	64 55	
								74	A	Virginia Tech	58 89	185	A	Providence	55 63	
								82	H	Maine	40 61	193	A	Boston U.	57 61	
								86	H	North Carolina	77 64	196	A	Columbia	60 68	
								94	H	Seton Hall	53 73	223	A	Holy Cross	70 61	
												260	H	Fairfield	58 66	
												278	H	Bryant	65 42	
-----																
LAST 12 Division I GAMES:																
25	H	Syracuse	57 75	86	H	North Carolina	77 64									
15	A	Duke	50 75	74	A	Virginia Tech	58 89									
59	H	Miami (FL)	43 65	82	H	Maine	40 61									
118	A	Clemson	61 65	185	A	Providence	55 63									
1	A	Notre Dame	60 89	179	H	New Hampshire	64 55									
28	H	Virginia	57 68	94	H	Seton Hall	53 73									

Non-Div I Games:

Boston College

Average RPI Win:	215	WON-LOST	WINNING	LAST 10	STRENGTH OF	OPP. STRENGTH	TEAM	ADJ.	CONF.	ADJ CONF.
Average RPI Loss:	137	RECORD	PCT. RANK	GAMES	SCHEDULE	OF SCHEDULE	RPI	RPI	RPI	RPI
DIV. I ONLY	8- 12	229	3- 7	128	209	193	193	15	15	
DIV. I NON-CONF.	5- 5	170	0- 2	123	206	128	128	18	18	
-----										
TOTALS	RPI 1-25	RPI 26-50	W-L RECORDS	RPI 51-100	RPI 101-999	RPI 201+				
8- 12	0- 0	0- 1	OVERALL	0- 3	8- 8	4- 2				
3- 6	0- 0	0- 1	HOME	0- 1	3- 4	1- 2				
5- 6	0- 0	0- 0	AWAY	0- 2	5- 4	3- 0				
0- 0	0- 0	0- 0	NEUTRAL	0- 0	0- 0	0- 0				
5- 5	0- 0	0- 1	NON-CONFERENCE	0- 1	5- 3	2- 0				
2- 2	0- 0	0- 1	HOME	0- 0	2- 1	0- 0				
3- 3	0- 0	0- 0	AWAY	0- 1	3- 2	2- 0				
0- 0	0- 0	0- 0	NEUTRAL	0- 0	0- 0	0- 0				
3- 7	0- 0	0- 0	CONFERENCE	0- 2	3- 5	2- 2				
1- 4	0- 0	0- 0	HOME	0- 1	1- 3	1- 2				
2- 3	0- 0	0- 0	AWAY	0- 1	2- 2	1- 0				
0- 0	0- 0	0- 0	NEUTRAL	0- 0	0- 0	0- 0				

RPI 1-25				RPI 26-50				RPI 51-100				RPI 101+ Team's RPI: 193			
RPI	S	Opponent	Score	RPI	S	Opponent	Score	RPI	S	Opponent	Score	RPI	S	Opponent	Score
				46	H	UCF	32 47								
								68	A	Harvard	70 80	101	A	Brown	68 92
								71	A	American	50 66	121	A	Delaware	85 79
								84	H	Navy	59 64	144	A	Bucknell I	57 67
												144	H	Bucknell I	58 63
												153	H	Northeastern	74 73
												171	H	Marist	52 80
												173	A	Lehigh	58 74
												179	A	New Hampshire	57 72
												180	H	Boston College	61 57
												190	A	Army West Point	60 59
												223	H	Holy Cross	57 60
												235	H	Lafayette	45 47
												239	H	Loyola Maryland	75 56
												270	A	Colgate	62 49
												278	A	Bryant	78 61
												292	A	Vermont	57 41
LAST 12 Division I GAMES:															
				144	A	Bucknell I	57 67	173	A	Lehigh	58 74				
				235	H	Lafayette	45 47	239	H	Loyola Maryland	75 56				
				84	H	Navy	59 64	144	H	Bucknell I	58 63				
				71	A	American	50 66	190	A	Army West Point	60 59				
				223	H	Holy Cross	57 60	101	A	Brown	68 92				
				270	A	Colgate	62 49	46	H	UCF	32 47				

Non-Div I Games:

Boston U.

Average RPI Win:	218	WON-LOST	WINNING	LAST 10	STRENGTH OF	OPP. STRENGTH	TEAM	ADJ.	CONF.	ADJ CONF.
Average RPI Loss:	105	RECORD	PCT. RANK	GAMES	SCHEDULE	OF SCHEDULE	RPI	RPI	RPI	RPI
DIV. I ONLY	9- 10	194	2- 8	85	155	142	142	7	7	
DIV. I NON-CONF.	7- 3	74	0- 2	185	332	104	104	8	8	
-----										
TOTALS	RPI 1-25	RPI 26-50	W-L RECORDS	RPI 51-100	RPI 101-999	RPI 201+				
9- 10	0- 0	0- 4	OVERALL	0- 3	9- 3	5- 2				
4- 5	0- 0	0- 1	HOME	0- 2	4- 2	2- 2				
3- 5	0- 0	0- 3	AWAY	0- 1	3- 1	2- 0				
2- 0	0- 0	0- 0	NEUTRAL	0- 0	2- 0	1- 0				
7- 3	0- 0	0- 1	NON-CONFERENCE	0- 0	7- 2	4- 1				
3- 1	0- 0	0- 0	HOME	0- 0	3- 1	2- 1				
2- 2	0- 0	0- 1	AWAY	0- 0	2- 1	1- 0				
2- 0	0- 0	0- 0	NEUTRAL	0- 0	2- 0	1- 0				
2- 7	0- 0	0- 3	CONFERENCE	0- 3	2- 1	1- 1				
1- 4	0- 0	0- 1	HOME	0- 2	1- 1	0- 1				
1- 3	0- 0	0- 2	AWAY	0- 1	1- 0	1- 0				
0- 0	0- 0	0- 0	NEUTRAL	0- 0	0- 0	0- 0				

RPI	S	Opponent	Score	RPI	S	Opponent	Score	RPI	S	Opponent	Score	RPI	S	Opponent	Score	Team's RPI: 142
32	A	Ball St.	41 82	62	H	Toledo	67 77	123	H	Kent St.	60 50					
32	H	Ball St.	73 84	78	H	Ohio	63 70	158	A	Robert Morris	64 62					
36	A	Central Mich.	54 90	98	A	Western Mich.	58 67	170	A	Cincinnati	51 75					
40	A	South Dakota St.	44 76					184	N	Fla. Atlantic	66 55					
								195	H	Xavier	63 53					
								207	H	Eastern Mich.	52 54					
								209	N	Norfolk St.	59 50					
								217	A	Akron	66 64					
								286	H	Valparaiso	90 77					
								290	A	Detroit Mercy	85 81					
								291	H	Canisius	57 71					
								296	H	Eastern Ky.	77 60					
LAST 12 Division I GAMES:																
62	H	Toledo	67 77	32	H	Ball St.	73 84									
32	A	Ball St.	41 82	207	H	Eastern Mich.	52 54									
78	H	Ohio	63 70	98	A	Western Mich.	58 67									
123	H	Kent St.	60 50	170	A	Cincinnati	51 75									
217	A	Akron	66 64	40	A	South Dakota St.	44 76									
36	A	Central Mich.	54 90	195	H	Xavier	63 53									

Non-Div I Games: Ferris St. 82 73

Bowling Green

Bradley

Average RPI Win: 278				Through Games Of Jan. 30, 2018						
Average RPI Loss: 143		WON-LOST RECORD	WINNING PCT. RANK	LAST 10 GAMES	STRENGTH OF SCHEDULE	OPP. STRENGTH OF SCHEDULE	TEAM RPI	ADJ. RPI	CONF. RPI	ADJ CONF. RPI
DIV. I ONLY		9- 10	194	5- 5	287	249	236	236	24	24
DIV. I NON-CONF.		5- 5	170	1- 2	252	258	200	200	22	22
-----										
TOTALS		RPI 1-25	RPI 26-50	W-L RECORDS	RPI 51-100	RPI 101-999	RPI 201+			
9- 10		0- 1	0- 0	OVERALL	0- 1	9- 8	8- 1			
3- 5		0- 0	0- 0	HOME	0- 1	3- 4	2- 0			
5- 5		0- 1	0- 0	AWAY	0- 0	5- 4	5- 1			
1- 0		0- 0	0- 0	NEUTRAL	0- 0	1- 0	1- 0			
5- 5		0- 1	0- 0	NON-CONFERENCE	0- 0	5- 4	4- 0			
3- 1		0- 0	0- 0	HOME	0- 0	3- 1	2- 0			
1- 4		0- 1	0- 0	AWAY	0- 0	1- 3	1- 0			
1- 0		0- 0	0- 0	NEUTRAL	0- 0	1- 0	1- 0			
4- 5		0- 0	0- 0	CONFERENCE	0- 1	4- 4	4- 1			
0- 4		0- 0	0- 0	HOME	0- 1	0- 3	0- 0			
4- 1		0- 0	0- 0	AWAY	0- 0	4- 1	4- 1			
0- 0		0- 0	0- 0	NEUTRAL	0- 0	0- 0	0- 0			

RPI 1-25				RPI 26-50				RPI 51-100				RPI 101+ Team's RPI: 236			
RPI	S	Opponent	Score	RPI	S	Opponent	Score	RPI	S	Opponent	Score	RPI	S	Opponent	Score
13	A	Green Bay	40 72					95	H	Drake	75 84	119	H	Western Ill.	87 80
												126	H	Missouri St.	65 71
												131	H	Cleveland St.	65 67
												137	H	UNI	40 51
												139	A	Northern Ill.	52 76
												140	H	Southern Ill.	62 63
												194	A	Illinois	62 74
												201	A	Southeast Mo. St.	53 57
												233	H	Omaha	69 56
												253	A	Indiana St.	50 65
												268	A	Illinois St.	62 42
												282	N	Nicholls St.	75 65
												286	A	Valparaiso	88 69
												308	A	Loyola Chicago	59 57
												318	H	Ill.-Chicago	58 48
												344	A	Eastern Ill.	67 52
												347	A	Evansville	117 59
-----															
LAST 12 Division I GAMES:															
				95	H	Drake	75 84	286	A	Valparaiso	88 69				
				137	H	UNI	40 51	308	A	Loyola Chicago	59 57				
				347	A	Evansville	117 59	268	A	Illinois St.	62 42				
				253	A	Indiana St.	50 65	119	H	Western Ill.	87 80				
				126	H	Missouri St.	65 71	131	H	Cleveland St.	65 67				
				140	H	Southern Ill.	62 63	13	A	Green Bay	40 72				

Non-Div I Games: Lincoln (MO) 88 44

Bradley

Average RPI	Win:	227	WON-LOST	WINNING	LAST 10	STRENGTH OF	OPP. STRENGTH	TEAM	ADJ.	CONF.	ADJ CONF.
Average RPI	Loss:	83	RECORD	PCT. RANK	GAMES	SCHEDULE	OF SCHEDULE	RPI	RPI	RPI	RPI
DIV. I ONLY		12- 4		51	6- 3	285	116	101	101	9	9
DIV. I NON-CONF.		11- 1		13	7- 0	328	149	103	103	9	9
-----											
TOTALS	RPI 1-25		RPI 26-50		W-L RECORDS	RPI 51-100		RPI 101-999		RPI 201+	
12- 4	0- 0		0- 1		OVERALL	0- 1		12- 2		8- 0	
5- 1	0- 0		0- 1		HOME	0- 0		5- 0		3- 0	
5- 3	0- 0		0- 0		AWAY	0- 1		5- 2		3- 0	
2- 0	0- 0		0- 0		NEUTRAL	0- 0		2- 0		2- 0	
11- 1	0- 0		0- 1		NON-CONFERENCE	0- 0		11- 0		8- 0	
4- 1	0- 0		0- 1		HOME	0- 0		4- 0		3- 0	
5- 0	0- 0		0- 0		AWAY	0- 0		5- 0		3- 0	
2- 0	0- 0		0- 0		NEUTRAL	0- 0		2- 0		2- 0	
1- 3	0- 0		0- 0		CONFERENCE	0- 1		1- 2		0- 0	
1- 0	0- 0		0- 0		HOME	0- 0		1- 0		0- 0	
0- 3	0- 0		0- 0		AWAY	0- 1		0- 2		0- 0	
0- 0	0- 0		0- 0		NEUTRAL	0- 0		0- 0		0- 0	

RPI	S	Opponent	Score	RPI	S	Opponent	Score	RPI	S	Opponent	Score	RPI	S	Opponent	Score	Team's RPI: 101
33	H	Cal i forni a	79 89	68	A	Harvard	85 87	107	A	Dartmouth	73 78	122	A	Yale	63 77	
								122	H	Yale	81 71	156	A	Paci fi c	74 57	
								185	A	Provi dence	64 59	193	H	Boston U.	92 68	
								202	N	Hampton	73 66	223	H	Holy Cross	82 78	
								250	A	Howard	85 81	256	H	Sacred Heart	102 77	
								270	A	Col gate	83 73	278	H	Bryant	85 62	
								278	N	Bryant	72 60	310	A	Central Conn. St.	78 55	
-----																
LAST 12 Di vi si on I GAMES:																
68	A	Harvard	85 87	270	A	Col gate	83 73	256	H	Sacred Heart	102 77	278	N	Bryant	72 60	
107	A	Dartmouth	73 78	250	A	Howard	85 81	223	H	Holy Cross	82 78	156	A	Paci fi c	74 57	
122	H	Yale	81 71	193	H	Boston U.	92 68	185	A	Provi dence	64 59					
122	A	Yale	63 77													

Non-Di v I Games: Johnson &amp; Wales (RI) 100 79

Brown

Average RPI Win:	285	WON-LOST	WINNING	LAST 10	STRENGTH OF	OPP. STRENGTH	TEAM	ADJ.	CONF.	ADJ CONF.
Average RPI Loss:	168	RECORD	PCT. RANK	GAMES	SCHEDULE	OF SCHEDULE	RPI	RPI	RPI	RPI
DIV. I ONLY	6- 14	276	5- 5	218	311	278	278	29	29	
DIV. I NON-CONF.	1- 10	327	0- 3	140	269	300	300	29	29	
-----										
TOTALS	RPI 1-25	RPI 26-50	W-L RECORDS	RPI 51-100	RPI 101-999	RPI 201+				
6- 14	0- 0	0- 0	OVERALL	0- 2	6- 12	6- 3				
3- 6	0- 0	0- 0	HOME	0- 0	3- 6	3- 2				
2- 7	0- 0	0- 0	AWAY	0- 2	2- 5	2- 1				
1- 1	0- 0	0- 0	NEUTRAL	0- 0	1- 1	1- 0				
1- 10	0- 0	0- 0	NON-CONFERENCE	0- 2	1- 8	1- 1				
0- 4	0- 0	0- 0	HOME	0- 0	0- 4	0- 0				
0- 5	0- 0	0- 0	AWAY	0- 2	0- 3	0- 1				
1- 1	0- 0	0- 0	NEUTRAL	0- 0	1- 1	1- 0				
5- 4	0- 0	0- 0	CONFERENCE	0- 0	5- 4	5- 2				
3- 2	0- 0	0- 0	HOME	0- 0	3- 2	3- 2				
2- 2	0- 0	0- 0	AWAY	0- 0	2- 2	2- 0				
0- 0	0- 0	0- 0	NEUTRAL	0- 0	0- 0	0- 0				

RPI 1-25				RPI 26-50				RPI 51-100				RPI 101+				Team's RPI: 278
RPI	S	Opponent	Score	RPI	S	Opponent	Score	RPI	S	Opponent	Score	RPI	S	Opponent	Score	
								82	A	Maine	68 70	101	A	Brown	62 85	
								89	A	James Madison	36 67	101	N	Brown	60 72	
												147	A	Saint Francis (PA)	69 87	
												154	H	Hartford	47 59	
												158	A	Robert Morris	49 72	
												161	H	Binghamton	47 55	
												179	H	New Hampshire	65 74	
												180	A	Boston College	42 65	
												193	H	Boston U.	61 78	
												223	A	Holy Cross	57 59	
												256	A	Sacred Heart	81 73	
												261	H	Mt. St. Mary's	63 68	
												263	A	Fairleigh Dickinson	65 48	
												274	H	LIU Brooklyn	75 56	
												275	H	St. Francis Brooklyn	73 63	
												310	H	Central Conn. St.	66 50	
												326	H	Wagner	66 75	
												329	N	Rhode Island	58 52	
LAST 12 Division I GAMES:																
147	A	Saint Francis (PA)	69 87	310	H	Central Conn. St.	66 50									
158	A	Robert Morris	49 72	261	H	Mt. St. Mary's	63 68									
275	H	St. Francis Brooklyn	73 63	326	H	Wagner	66 75									
274	H	LIU Brooklyn	75 56	89	A	James Madison	36 67									
256	A	Sacred Heart	81 73	154	H	Hartford	47 59									
263	A	Fairleigh Dickinson	65 48	161	H	Binghamton	47 55									

Non-Div I Games:

Bryant



Average RPI Win:	224	WON-LOST	WINNING	LAST 10	STRENGTH OF	OPP. STRENGTH	TEAM	ADJ.	CONF.	ADJ CONF.
Average RPI Loss:	142	RECORD	PCT. RANK	GAMES	SCHEDULE	OF SCHEDULE	RPI	RPI	RPI	RPI
DIV. I ONLY	13- 8	106	7- 3	233	169	144	144	15	15	
DIV. I NON-CONF.	6- 5	153	0- 2	284	166	198	198	18	18	
<hr/>										
TOTALS	RPI 1-25	RPI 26-50	W-L RECORDS	RPI 51-100	RPI 101-999	RPI 201+				
13- 8	0- 0	0- 1	OVERALL	1- 2	12- 5	8- 2				
8- 3	0- 0	0- 0	HOME	1- 0	7- 3	4- 2				
5- 5	0- 0	0- 1	AWAY	0- 2	5- 2	4- 0				
0- 0	0- 0	0- 0	NEUTRAL	0- 0	0- 0	0- 0				
6- 5	0- 0	0- 1	NON-CONFERENCE	0- 1	6- 3	5- 1				
3- 2	0- 0	0- 0	HOME	0- 0	3- 2	2- 1				
3- 3	0- 0	0- 1	AWAY	0- 1	3- 1	3- 0				
0- 0	0- 0	0- 0	NEUTRAL	0- 0	0- 0	0- 0				
7- 3	0- 0	0- 0	CONFERENCE	1- 1	6- 2	3- 1				
5- 1	0- 0	0- 0	HOME	1- 0	4- 1	2- 1				
2- 2	0- 0	0- 0	AWAY	0- 1	2- 1	1- 0				
0- 0	0- 0	0- 0	NEUTRAL	0- 0	0- 0	0- 0				

RPI S Opponent	Score	RPI S Opponent	Score	RPI S Opponent	Score	RPI S Opponent	Score
		42 A Drexel	54 63	66 A Fordham	62 71	155 H Saint Joseph's	53 77
				71 A American	58 68	161 H Binghamton	64 59
				84 H Navy	47 39	162 A Pittsburgh	39 57
						173 A Lehigh	62 66
						190 H Army West Point	60 36
						193 A Boston U.	63 58
						193 H Boston U.	67 57
						217 H Akron	63 52
						223 A Holy Cross	71 47
						229 H St. Bonaventure	48 59
						235 H Lafayette	83 53
						239 H Loyola Maryland	65 68
						242 A Youngstown St.	66 60
						265 A Rider	76 71
						270 H Colgate	77 57
						291 H Canisius	76 57
						342 A Iona	60 53
LAST 12 Division I GAMES:							
193 H Boston U.	67 57	235 H Lafayette	83 53				
84 H Navy	47 39	190 H Army West Point	60 36				
223 A Holy Cross	71 47	193 A Boston U.	63 58				
239 H Loyola Maryland	65 68	71 A American	58 68				
270 H Colgate	77 57	162 A Pittsburgh	39 57				
173 A Lehigh	62 66	66 A Fordham	62 71				

Non-Div I Games:

Bucknell

Average RPI Win:	142	WON-LOST	WINNING	LAST 10	STRENGTH OF	OPP. STRENGTH	TEAM	ADJ.	CONF.	ADJ CONF.
Average RPI Loss:	127	RECORD	PCT. RANK	GAMES	SCHEDULE	OF SCHEDULE	RPI	RPI	RPI	RPI
DIV. I ONLY	16- 3	18	8- 2	117	61	24	24	7	7	
DIV. I NON-CONF.	9- 2	34	3- 1	193	47	41	41	8	8	
TOTALS	RPI 1-25	RPI 26-50	W-L RECORDS	RPI 51-100	RPI 101-999	RPI 201+				
16- 3	0- 0	2- 1	OVERALL	4- 0	10- 2	5- 1				
7- 0	0- 0	0- 0	HOME	2- 0	5- 0	3- 0				
6- 3	0- 0	1- 1	AWAY	2- 0	3- 2	2- 1				
3- 0	0- 0	1- 0	NEUTRAL	0- 0	2- 0	0- 0				
9- 2	0- 0	1- 1	NON-CONFERENCE	1- 0	7- 1	3- 1				
3- 0	0- 0	0- 0	HOME	0- 0	3- 0	2- 0				
3- 2	0- 0	0- 1	AWAY	1- 0	2- 1	1- 1				
3- 0	0- 0	1- 0	NEUTRAL	0- 0	2- 0	0- 0				
7- 1	0- 0	1- 0	CONFERENCE	3- 0	3- 1	2- 0				
4- 0	0- 0	0- 0	HOME	2- 0	2- 0	1- 0				
3- 1	0- 0	1- 0	AWAY	1- 0	1- 1	1- 0				
0- 0	0- 0	0- 0	NEUTRAL	0- 0	0- 0	0- 0				

RPI 1-25			Team's RPI: 24			RPI 26-50			RPI 51-100			RPI 101+			
RPI	S	Opponent	Score	RPI	S	Opponent	Score	RPI	S	Opponent	Score	RPI	S	Opponent	Score
29	A	Arizona St.	57 76	29	A	Arizona St.	57 76	56	A	St. John's (NY)	73 72	104	N	UNLV	80 53
32	A	Ball St.	84 80	32	A	Ball St.	84 80	62	H	Toledo	87 69	111	H	Miami (OH)	72 67
50	N	Nebraska	82 72	50	N	Nebraska	82 72	78	A	Ohio	67 63	118	N	Clemson	61 41
								98	H	Western Mich.	71 49	121	H	Delaware	87 73
												139	A	Northern Ill.	84 86
												196	A	Columbia	65 63
												207	H	Eastern Mich.	97 92
												212	A	Niagara	62 75
												217	A	Akron	89 66
												229	A	St. Bonaventure	76 59
												291	H	Canisius	73 47
												309	H	UMES	76 41
LAST 12 Division I GAMES:															
207	H	Eastern Mich.	97 92	207	H	Eastern Mich.	97 92	98	H	Western Mich.	71 49	98	H	Western Mich.	71 49
62	H	Toledo	87 69	62	H	Toledo	87 69	217	A	Akron	89 66	217	A	Akron	89 66
78	A	Ohio	67 63	78	A	Ohio	67 63	56	A	St. John's (NY)	73 72	56	A	St. John's (NY)	73 72
32	A	Ball St.	84 80	32	A	Ball St.	84 80	212	A	Niagara	62 75	212	A	Niagara	62 75
111	H	Miami (OH)	72 67	111	H	Miami (OH)	72 67	229	A	St. Bonaventure	76 59	229	A	St. Bonaventure	76 59
139	A	Northern Ill.	84 86	139	A	Northern Ill.	84 86	196	A	Columbia	65 63	196	A	Columbia	65 63

Non-Div I Games:

Buffalo



Average RPI Win:	277	WON-LOST	WINNING	LAST 10	STRENGTH OF	OPP. STRENGTH	TEAM	ADJ.	CONF.	ADJ CONF.
Average RPI Loss:	178	RECORD	PCT. RANK	GAMES	SCHEDULE	OF SCHEDULE	RPI	RPI	RPI	RPI

DIV. I ONLY	8- 10	211	6- 4	315	255	247	247	30	30
DIV. I NON-CONF.	4- 8	239	2- 3	266	201	244	244	31	31
-----									
TOTALS	RPI 1-25	RPI 26-50	W-L RECORDS	RPI 51-100	RPI 101-999	RPI 201+			
8- 10	0- 0	0- 1	OVERALL	0- 1	8- 8	7- 5			
5- 2	0- 0	0- 0	HOME	0- 0	5- 2	5- 1			
3- 8	0- 0	0- 1	AWAY	0- 1	3- 6	2- 4			
0- 0	0- 0	0- 0	NEUTRAL	0- 0	0- 0	0- 0			
4- 8	0- 0	0- 1	NON-CONFERENCE	0- 1	4- 6	3- 3			
2- 1	0- 0	0- 0	HOME	0- 0	2- 1	2- 0			
2- 7	0- 0	0- 1	AWAY	0- 1	2- 5	1- 3			
0- 0	0- 0	0- 0	NEUTRAL	0- 0	0- 0	0- 0			
4- 2	0- 0	0- 0	CONFERENCE	0- 0	4- 2	4- 2			
3- 1	0- 0	0- 0	HOME	0- 0	3- 1	3- 1			
1- 1	0- 0	0- 0	AWAY	0- 0	1- 1	1- 1			
0- 0	0- 0	0- 0	NEUTRAL	0- 0	0- 0	0- 0			

RPI 1-25	RPI 26-50	RPI 51-100	RPI 101+	Team's RPI: 247
RPI S Opponent Score	RPI S Opponent Score	RPI S Opponent Score	RPI S Opponent Score	
	27 A Stanford 34 57	75 A South Dakota 50 66	117 A UTEP 56 67	
			169 A Cal Poly 57 59	
			177 H UC Irvine 59 72	
			200 A Boise St. 65 59	
			213 H Seattle U 75 68	
			219 A SMU 29 41	
			233 H Omaha 52 43	
			244 A UC Riverside 65 68	
			248 A San Jose St. 57 67	
			249 A New Mexico St. 48 56	
			255 H UMKC 58 60	
			299 H Cal St. Fullerton 55 43	
			304 H Utah Valley 63 58	
			307 A Southern Utah 46 45	
			319 A UTRGV 67 64	
			339 H Chicago St. 63 49	
LAST 12 Division I GAMES:				
	213 H Seattle U 75 68	177 H UC Irvine 59 72		
	339 H Chicago St. 63 49	169 A Cal Poly 57 59		
	255 H UMKC 58 60	200 A Boise St. 65 59		
	249 A New Mexico St. 48 56	233 H Omaha 52 43		
	319 A UTRGV 67 64	75 A South Dakota 50 66		
	304 H Utah Valley 63 58	244 A UC Riverside 65 68		

Non-Div I Games: Fresno Pacific 74 63 Whittier 72 35

Average RPI Win:	250	WON-LOST	WINNING	LAST 10	STRENGTH OF	OPP. STRENGTH	TEAM	ADJ.	CONF.	ADJ CONF.
Average RPI Loss:	159	RECORD	PCT. RANK	GAMES	SCHEDULE	OF SCHEDULE	RPI	RPI	RPI	RPI
DIV. I ONLY	10- 10	169	5- 4	236	241	216	216	21	21	
DIV. I NON-CONF.	6- 7	184	3- 1	199	257	218	218	20	20	
-----										
TOTALS	RPI 1-25	RPI 26-50	W-L RECORDS	RPI 51-100	RPI 101-999	RPI 201+				
10- 10	0- 1	0- 0	OVERALL	0- 0	10- 9	8- 2				
6- 4	0- 0	0- 0	HOME	0- 0	6- 4	5- 1				
4- 5	0- 1	0- 0	AWAY	0- 0	4- 4	3- 1				
0- 1	0- 0	0- 0	NEUTRAL	0- 0	0- 1	0- 0				
6- 7	0- 1	0- 0	NON-CONFERENCE	0- 0	6- 6	4- 2				
4- 3	0- 0	0- 0	HOME	0- 0	4- 3	3- 1				
2- 3	0- 1	0- 0	AWAY	0- 0	2- 2	1- 1				
0- 1	0- 0	0- 0	NEUTRAL	0- 0	0- 1	0- 0				
4- 3	0- 0	0- 0	CONFERENCE	0- 0	4- 3	4- 0				
2- 1	0- 0	0- 0	HOME	0- 0	2- 1	2- 0				
2- 2	0- 0	0- 0	AWAY	0- 0	2- 2	2- 0				
0- 0	0- 0	0- 0	NEUTRAL	0- 0	0- 0	0- 0				

RPI 1-25				RPI 26-50				RPI 51-100				RPI 101+				Team's RPI: 216
RPI	S	Opponent	Score	RPI	S	Opponent	Score	RPI	S	Opponent	Score	RPI	S	Opponent	Score	
4	A	Oregon	43 91									106	N	Milwaukee	50 58	
												129	H	Weber St.	61 64	
												150	A	Loyola Marymount	75 68	
												160	H	Idaho	75 80	
												169	A	Cal Poly	71 84	
												177	A	UC Irvine	47 56	
												181	A	New Orleans	73 76	
												192	H	Fresno St.	85 72	
												198	H	UC Santa Barbara	73 74	
												213	H	Seattle U	67 62	
												233	H	Omaha	60 68	
												237	A	San Diego St.	55 58	
												244	H	UC Riverside	60 55	
												246	A	Hawaii	70 58	
												248	A	San Jose St.	76 59	
												279	H	Arizona	66 63	
												299	A	Cal St. Fullerton	70 68	
												299	H	Cal St. Fullerton	65 41	
												328	H	Northern Ariz.	78 69	
LAST 12 Division I GAMES:																
177	A	UC Irvine	47 56	299	A	Cal St. Fullerton	70 68									
246	A	Hawaii	70 58	213	H	Seattle U	67 62									
244	H	UC Riverside	60 55	233	H	Omaha	60 68									
299	H	Cal St. Fullerton	65 41	328	H	Northern Ariz.	78 69									
169	A	Cal Poly	71 84	150	A	Loyola Marymount	75 68									
198	H	UC Santa Barbara	73 74	248	A	San Jose St.	76 59									

Non-Div I Games: Biola 68 51

CSUN

Average RPI Win:	254	WON-LOST	WINNING	LAST 10	STRENGTH OF	OPP. STRENGTH	TEAM	ADJ.	CONF.	ADJ CONF.
Average RPI Loss:	154	RECORD	PCT. RANK	GAMES	SCHEDULE	OF SCHEDULE	RPI	RPI	RPI	RPI
DIV. I ONLY	10- 8	140	7- 3	239	294	169	169	21	21	
DIV. I NON-CONF.	5- 6	187	2- 3	220	321	204	204	20	20	
-----										
TOTALS	RPI 1-25	RPI 26-50	W-L RECORDS	RPI 51-100	RPI 101-999	RPI 201+				
10- 8	0- 0	0- 0	OVERALL	0- 3	10- 5	8- 2				
5- 2	0- 0	0- 0	HOME	0- 1	5- 1	3- 0				
5- 6	0- 0	0- 0	AWAY	0- 2	5- 4	5- 2				
0- 0	0- 0	0- 0	NEUTRAL	0- 0	0- 0	0- 0				
5- 6	0- 0	0- 0	NON-CONFERENCE	0- 2	5- 4	4- 2				
3- 1	0- 0	0- 0	HOME	0- 0	3- 1	2- 0				
2- 5	0- 0	0- 0	AWAY	0- 2	2- 3	2- 2				
0- 0	0- 0	0- 0	NEUTRAL	0- 0	0- 0	0- 0				
5- 2	0- 0	0- 0	CONFERENCE	0- 1	5- 1	4- 0				
2- 1	0- 0	0- 0	HOME	0- 1	2- 0	1- 0				
3- 1	0- 0	0- 0	AWAY	0- 0	3- 1	3- 0				
0- 0	0- 0	0- 0	NEUTRAL	0- 0	0- 0	0- 0				

RPI 1-25				RPI 26-50				RPI 51-100				RPI 101+				Team's RPI: 169
RPI	S	Opponent	Score	RPI	S	Opponent	Score	RPI	S	Opponent	Score	RPI	S	Opponent	Score	
								53	A	Minnesota	68 112	158	H	Robert Morris	50 66	
								60	H	UC Davis	76 80	163	A	San Francisco	71 83	
								87	A	Saint Mary's (CA)	64 82	163	H	San Francisco	88 83	
												177	H	UC Irvine	79 76	
												198	A	UC Santa Barbara	68 73	
												205	A	Eastern Wash.	72 75	
												216	H	CSUN	84 71	
												244	A	UC Riverside	87 82	
												247	H	CSU Bakersfield	59 57	
												264	H	Grand Canyon	75 69	
												266	A	North Dakota St.	73 69	
												299	A	Cal St. Fullerton	72 63	
												304	A	Utah Valley	70 89	
												328	A	Northern Ariz.	89 73	
												336	A	Long Beach St.	75 64	
LAST 12 Division I GAMES:																
299	A	Cal St. Fullerton	72 63	244	A	UC Riverside	87 82									
336	A	Long Beach St.	75 64	247	H	CSU Bakersfield	59 57									
60	H	UC Davis	76 80	304	A	Utah Valley	70 89									
177	H	UC Irvine	79 76	266	A	North Dakota St.	73 69									
216	H	CSUN	84 71	53	A	Minnesota	68 112									
198	A	UC Santa Barbara	68 73	205	A	Eastern Wash.	72 75									

Non-Div I Games: Cal St. Monterey Bay 77 44

Cal Poly

Average RPI Win: 293  
Average RPI Loss: 188

WON-LOST  
RECORD

WINNING  
PCT. RANK

LAST 10  
GAMES

STRENGTH OF  
SCHEDULE

OPP. STRENGTH  
OF SCHEDULE

TEAM  
RPI

ADJ.  
RPI

CONF.  
RPI

ADJ CONF.  
RPI

DIV. I ONLY	6- 13	271	4- 6	310	279	299	299	21	21
DIV. I NON-CONF.	4- 8	239	2- 2	316	303	292	292	20	20
<hr/>									
TOTALS	RPI 1-25	RPI 26-50	W-L RECORDS	RPI 51-100	RPI 101-999	RPI 201+			
6- 13	0- 0	0- 0	OVERALL	0- 1	6- 12	6- 6			
4- 4	0- 0	0- 0	HOME	0- 0	4- 4	4- 1			
2- 8	0- 0	0- 0	AWAY	0- 1	2- 7	2- 5			
0- 1	0- 0	0- 0	NEUTRAL	0- 0	0- 1	0- 0			
4- 8	0- 0	0- 0	NON-CONFERENCE	0- 0	4- 8	4- 3			
2- 2	0- 0	0- 0	HOME	0- 0	2- 2	2- 0			
2- 5	0- 0	0- 0	AWAY	0- 0	2- 5	2- 3			
0- 1	0- 0	0- 0	NEUTRAL	0- 0	0- 1	0- 0			
2- 5	0- 0	0- 0	CONFERENCE	0- 1	2- 4	2- 3			
2- 2	0- 0	0- 0	HOME	0- 0	2- 2	2- 1			
0- 3	0- 0	0- 0	AWAY	0- 1	0- 2	0- 2			
0- 0	0- 0	0- 0	NEUTRAL	0- 0	0- 0	0- 0			

RPI 1-25				RPI 26-50				RPI 51-100				RPI 101+				Team's RPI: 299
RPI	S	Opponent	Score	RPI	S	Opponent	Score	RPI	S	Opponent	Score	RPI	S	Opponent	Score	
								60	A	UC Davis	53 67	117	H	UTEP	91 92	
												156	A	Pacific	65 81	
												160	A	Idaho	60 80	
												169	H	Cal Poly	63 72	
												191	N	Oral Roberts	50 60	
												199	H	Denver	58 83	
												216	A	CSUN	41 65	
												216	H	CSUN	68 70	
												230	A	Montana	47 68	
												237	A	San Diego St.	58 59	
												244	A	UC Riverside	50 63	
												246	H	Hawaii	69 57	
												247	A	CSU Bakersfield	43 55	
												258	A	Santa Clara	73 69	
												300	H	Portland	66 61	
												304	A	Utah Valley	73 36	
												315	H	UTSA	55 46	
												336	H	Long Beach St.	67 61	
<hr/>																
LAST 12 Division I GAMES:																
169	H	Cal Poly	63 72	246	H	Hawaii	69 57									
60	A	UC Davis	53 67	117	H	UTEP	91 92									
216	A	CSUN	41 65	304	A	Utah Valley	73 36									
244	A	UC Riverside	50 63	315	H	UTSA	55 46									
336	H	Long Beach St.	67 61	160	A	Idaho	60 80									
216	H	CSUN	68 70	191	N	Oral Roberts	50 60									

Non-Div I Games: Antelope Valley 74 48

Cal St. Fullerton

Loss, Non-Conf, S Site, H Home A Away N Neutral

Average RPI	Win:	157	WON-LOST	WINNING	LAST 10	STRENGTH OF	OPP. STRENGTH	TEAM	ADJ.	CONF.	ADJ CONF.
Average RPI	Loss:	15	RECORD	PCT. RANK	GAMES	SCHEDULE	OF SCHEDULE	RPI	RPI	RPI	RPI
DIV. I ONLY		15- 6		64	6- 4	34	38	33	33	4	4
DIV. I NON-CONF.		9- 2		34	2- 0	31	87	15	15	3	3
-----											
TOTALS	RPI 1-25		RPI 26-50		W-L RECORDS	RPI 51-100		RPI 101-999		RPI 201+	
15- 6	0- 4		2- 2		OVERALL	3- 0		10- 0		6- 0	
9- 3	0- 2		1- 1		HOME	2- 0		6- 0		4- 0	
6- 3	0- 2		1- 1		AWAY	1- 0		4- 0		2- 0	
0- 0	0- 0		0- 0		NEUTRAL	0- 0		0- 0		0- 0	
9- 2	0- 2		0- 0		NON-CONFERENCE	2- 0		7- 0		4- 0	
5- 1	0- 1		0- 0		HOME	1- 0		4- 0		3- 0	
4- 1	0- 1		0- 0		AWAY	1- 0		3- 0		1- 0	
0- 0	0- 0		0- 0		NEUTRAL	0- 0		0- 0		0- 0	
6- 4	0- 2		2- 2		CONFERENCE	1- 0		3- 0		2- 0	
4- 2	0- 1		1- 1		HOME	1- 0		2- 0		1- 0	
2- 2	0- 1		1- 1		AWAY	0- 0		1- 0		1- 0	
0- 0	0- 0		0- 0		NEUTRAL	0- 0		0- 0		0- 0	

RPI 1-25				RPI 26-50				Team's RPI: 33				RPI 51-100				RPI 101+			
RPI	S	Opponent	Score	RPI	S	Opponent	Score	RPI	S	Opponent	Score	RPI	S	Opponent	Score	RPI	S	Opponent	Score
2	A	UConn	47 82	29	A	Ari zona St.	71 80	79	H	Washi ngton St.	66 60	101	A	Brown	89 79				
8	A	UCLA	52 60	29	H	Ari zona St.	42 57	87	H	Sai nt Mary's (CA)	87 80	124	H	BYU	70 45				
8	H	UCLA	46 82	45	A	Southern Cal i forni a	62 59	97	A	Kentucky	62 52	143	H	Washi ngton	69 60				
12	H	Mi ssouri	52 55	45	H	Southern Cal i forni a	76 64					156	A	Paci fi c	92 85				
												204	H	San Di ego	89 64				
												213	H	Seattle U	87 67				
												238	H	Manhattan	87 66				
												258	A	Santa Clara	79 41				
												279	A	Ari zona	53 51				
												279	H	Ari zona	63 39				
LAST 12 Division I GAMES:																			
29	H	Ari zona St.	42 57	279	A	Ari zona	53 51												
279	H	Ari zona	63 39	29	A	Ari zona St.	71 80												
45	A	Southern Cal i forni a	62 59	8	H	UCLA	46 82												
8	A	UCLA	52 60	45	H	Southern Cal i forni a	76 64												
79	H	Washing ton St.	66 60	97	A	Kentucky	62 52												
143	H	Washi ngton	69 60	124	H	BYU	70 45												



Average RPI Win:	296	WON-LOST	WINNING	LAST 10	STRENGTH OF	OPP. STRENGTH	TEAM	ADJ.	CONF.	ADJ CONF.
Average RPI Loss:	176	RECORD	PCT. RANK	GAMES	SCHEDULE	OF SCHEDULE	RPI	RPI	RPI	RPI
DIV. I ONLY	9- 9	169	4- 6	331	320	257	257	28	28	
DIV. I NON-CONF.	5- 4	146	1- 2	325	282	236	236	28	28	
-----										
TOTALS	RPI 1-25	RPI 26-50	W-L RECORDS	RPI 51-100	RPI 101-999	RPI 201+				
9- 9	0- 0	0- 0	OVERALL	0- 1	9- 8	9- 4				
4- 5	0- 0	0- 0	HOME	0- 1	4- 4	4- 2				
5- 4	0- 0	0- 0	AWAY	0- 0	5- 2	5- 2				
0- 0	0- 0	0- 0	NEUTRAL	0- 0	0- 0	0- 0				
5- 4	0- 0	0- 0	NON-CONFERENCE	0- 1	5- 3	5- 2				
2- 2	0- 0	0- 0	HOME	0- 1	2- 1	2- 1				
3- 2	0- 0	0- 0	AWAY	0- 0	3- 2	3- 1				
0- 0	0- 0	0- 0	NEUTRAL	0- 0	0- 0	0- 0				
4- 5	0- 0	0- 0	CONFERENCE	0- 0	4- 5	4- 2				
2- 3	0- 0	0- 0	HOME	0- 0	2- 3	2- 1				
2- 2	0- 0	0- 0	AWAY	0- 0	2- 2	2- 1				
0- 0	0- 0	0- 0	NEUTRAL	0- 0	0- 0	0- 0				

RPI 1-25				RPI 26-50				RPI 51-100				RPI 101+				Team's RPI: 257	
RPI	S	Opponent	Score	RPI	S	Opponent	Score	RPI	S	Opponent	Score	RPI	S	Opponent	Score		
								65	H	Mercer	57	58	108	A	Li berty	42	60
												133	H	Hi gh Point	53	62	
												135	A	Kansas	48	66	
												189	H	Radford	50	51	
												209	H	Norfol k St.	27	53	
												220	A	Gardner-Webb	73	44	
												231	A	UNCG	72	61	
												240	H	UNC Asheville	52	60	
												250	A	Howard	61	63	
												254	A	Col. of Charleston	53	45	
												259	A	Presbyteri an	59	65	
												305	H	USC Upstate	69	49	
												317	H	Charleston So.	58	49	
												321	H	Western Caro.	58	51	
												334	A	N. C. Central	58	51	
												337	A	Winthrop	72	48	
												349	H	Longwood	58	48	
-----																	
LAST 12 Division I GAMES:																	
				189	H	Radford	50	51				317	H	Charleston So.	58	49	
				349	H	Longwood	58	48				337	A	Winthrop	72	48	
				220	A	Gardner-Webb	73	44				240	H	UNC Asheville	52	60	
				108	A	Li berty	42	60				250	A	Howard	61	63	
				133	H	Hi gh Point	53	62				334	A	N. C. Central	58	51	
				259	A	Presbyteri an	59	65				209	H	Norfol k St.	27	53	

Non-Div I Games: Columbia Int'l 78 39 William Peace 94 42

Campbell

Average RPI Win: 259	WON-LOST RECORD	WINNING PCT. RANK	LAST 10 GAMES	STRENGTH OF SCHEDULE	OPP. STRENGTH OF SCHEDULE	TEAM RPI	ADJ. RPI	CONF. RPI	ADJ. CONF. RPI
Average RPI Loss: 193									
DIV. I ONLY	6- 15	283	4- 6	279	303	291	291	27	27
DIV. I NON-CONF.	2- 9	295	0- 2	197	296	295	295	26	26
<hr/>									
TOTALS	RPI 1-25	RPI 26-50	W-L RECORDS	RPI 51-100	RPI 101-999	RPI 201+			
6- 15	0- 1	0- 0	OVERALL	0- 1	6- 13	4- 8			
2- 8	0- 0	0- 0	HOME	0- 1	2- 7	1- 5			
4- 6	0- 0	0- 0	AWAY	0- 0	4- 1	3- 0			
0- 1	0- 0	0- 0	NEUTRAL	0- 0	0- 1	0- 0			
2- 9	0- 1	0- 0	NON-CONFERENCE	0- 0	2- 8	1- 4			
1- 4	0- 0	0- 0	HOME	0- 0	1- 4	1- 3			
1- 4	0- 1	0- 0	AWAY	0- 0	1- 3	0- 1			
0- 1	0- 0	0- 0	NEUTRAL	0- 0	0- 1	0- 0			
4- 6	0- 0	0- 0	CONFERENCE	0- 1	4- 5	3- 4			
1- 4	0- 0	0- 0	HOME	0- 1	1- 3	0- 2			
3- 2	0- 0	0- 0	AWAY	0- 0	3- 2	3- 2			
0- 0	0- 0	0- 0	NEUTRAL	0- 0	0- 0	0- 0			

RPI 1-25				RPI 26-50				RPI 51-100				RPI 101+ Team's RPI: 291			
RPI	S	Opponent	Score	RPI	S	Opponent	Score	RPI	S	Opponent	Score	RPI	S	Opponent	Score
24	A	Buffalo	47 73					58	H	Quinnipiac	55 84	111	A	Miami (OH)	47 72
												120	N	Middle Tenn.	45 55
												142	A	Bowling Green	71 57
												144	A	Bucknell	57 76
												171	H	Marist	53 78
												182	H	Oakland	48 83
												197	H	Siena	65 57
												215	H	Morehead St.	52 76
												229	H	St. Bonaventure	71 69
												238	A	Manhattan	39 58
												238	H	Manhattan	56 59
												260	H	Fairfield	52 56
												265	A	Rider	54 70
												270	H	Colgate	63 70
												280	H	Cornell	59 67
												302	A	Monmouth	60 48
												319	A	UTRGV	46 63
												342	A	Iona	53 49
												343	A	Saint Peter's	66 53
<hr/>															
LAST 12 Division I GAMES:															
171	H	Marist	53 78	265	A	Rider	54 70								
58	H	Quinnipiac	55 84	238	A	Manhattan	39 58								
302	A	Monmouth	60 48	342	A	Iona	53 49								
343	A	Saint Peter's	66 53	260	H	Fairfield	52 56								
197	H	Siena	65 57	120	N	Middle Tenn.	45 55								
238	H	Manhattan	56 59	319	A	UTRGV	46 63								

Non-Div I Games:

Canisius

■ Loss, 
 ■ Non-Conf, 
 ■ S Site, 
 ■ H Home 
 ■ A Away 
 N Neutral

Average RPI Win:	253	WON-LOST	WINNING	LAST 10	STRENGTH OF	OPP. STRENGTH	TEAM	ADJ.	CONF.	ADJ CONF.
Average RPI Loss:	69	RECORD	PCT. RANK	GAMES	SCHEDULE	OF SCHEDULE	RPI	RPI	RPI	RPI
DIV. I ONLY	11- 6	96	8- 2	173	200	96	96	25	25	
DIV. I NON-CONF.	3- 4	209	2- 0	12	29	51	51	25	25	
-----										
TOTALS	RPI 1-25	RPI 26-50	W-L RECORDS	RPI 51-100	RPI 101-999	RPI 201+				
11- 6	0- 3	0- 0	OVERALL	0- 1	11- 2	9- 0				
5- 1	0- 0	0- 0	HOME	0- 0	5- 1	4- 0				
4- 5	0- 0	0- 0	AWAY	0- 0	4- 0	4- 0				
2- 0	0- 0	0- 0	NEUTRAL	0- 0	2- 0	1- 0				
3- 4	0- 3	0- 0	NON-CONFERENCE	0- 1	3- 0	2- 0				
1- 0	0- 0	0- 0	HOME	0- 0	1- 0	1- 0				
0- 4	0- 3	0- 0	AWAY	0- 1	0- 0	0- 0				
2- 0	0- 0	0- 0	NEUTRAL	0- 0	2- 0	1- 0				
8- 2	0- 0	0- 0	CONFERENCE	0- 0	8- 2	7- 0				
4- 1	0- 0	0- 0	HOME	0- 0	4- 1	3- 0				
4- 1	0- 0	0- 0	AWAY	0- 0	4- 1	4- 0				
0- 0	0- 0	0- 0	NEUTRAL	0- 0	0- 0	0- 0				

RPI 1-25				RPI 26-50				RPI 51-100				RPI 101+			
RPI	S	Opponent	Score	RPI	S	Opponent	Score	RPI	S	Opponent	Score	RPI	S	Opponent	Score
9	A	Baylor	55 86					88	A	South Ala.	43 64	113	A	SFA	46 59
10	A	Tennessee	34 77									118	N	Clemson	53 47
14	A	Texas A&M	61 72									136	H	Lamar University	51 39
												181	H	New Orleans	48 52
												214	H	Abilene Christian	63 45
												262	A	A&M-Corpus Christi	58 50
												266	N	North Dakota St.	68 45
												272	H	Alcorn	75 52
												282	A	Nicholls St.	69 48
												294	H	Southeastern La.	63 47
												301	A	Incarnate Word	57 35
												314	A	Northwestern St.	61 53
												323	H	Sam Houston St.	69 44
-----															
LAST 12 Division I GAMES:															
314	A	Northwestern St.	61 53	136	H	Lamar University	51 39								
113	A	SFA	46 59	323	H	Sam Houston St.	69 44								
214	H	Abilene Christian	63 45	294	H	Southeastern La.	63 47								
181	H	New Orleans	48 52	262	A	A&M-Corpus Christi	58 50								
282	A	Nicholls St.	69 48	266	N	North Dakota St.	68 45								
301	A	Incarnate Word	57 35	118	N	Clemson	53 47								

Non-Div I Games: Central Baptist 75 34 Williams Baptist 77 31 Crowley's Ridge 106 23 Hendrix 79 22 Central Ark.

Average RPI Win:	291	WON-LOST	WINNING	LAST 10	STRENGTH OF	OPP. STRENGTH	TEAM	ADJ.	CONF.	ADJ CONF.
Average RPI Loss:	173	RECORD	PCT. RANK	GAMES	SCHEDULE	OF SCHEDULE	RPI	RPI	RPI	RPI
DIV. I ONLY	2- 18	334	2- 8	122	301	310	310	29	29	
DIV. I NON-CONF.	0- 11	337	0- 3	29	222	277	277	29	29	
-----										
TOTALS	RPI 1-25	RPI 26-50	W-L RECORDS	RPI 51-100	RPI 101-999	RPI 201+				
2- 18	0- 0	0- 2	OVERALL	0- 3	2- 13	2- 8				
2- 7	0- 0	0- 0	HOME	0- 1	2- 6	2- 4				
0- 11	0- 0	0- 2	AWAY	0- 2	0- 7	0- 4				
0- 0	0- 0	0- 0	NEUTRAL	0- 0	0- 0	0- 0				
0- 11	0- 0	0- 2	NON-CONFERENCE	0- 3	0- 6	0- 3				
0- 4	0- 0	0- 0	HOME	0- 1	0- 3	0- 1				
0- 7	0- 0	0- 2	AWAY	0- 2	0- 3	0- 2				
0- 0	0- 0	0- 0	NEUTRAL	0- 0	0- 0	0- 0				
2- 7	0- 0	0- 0	CONFERENCE	0- 0	2- 7	2- 5				
2- 3	0- 0	0- 0	HOME	0- 0	2- 3	2- 3				
0- 4	0- 0	0- 0	AWAY	0- 0	0- 4	0- 2				
0- 0	0- 0	0- 0	NEUTRAL	0- 0	0- 0	0- 0				

RPI 1-25				RPI 26-50				RPI 51-100				RPI 101+ Team's RPI: 310			
RPI	S	Opponent	Score	RPI	S	Opponent	Score	RPI	S	Opponent	Score	RPI	S	Opponent	Score
				28	A	Virginia	59 103	57	A	Duquesne	58 83	101	H	Brown	55 78
				39	A	West Virginia	52 102	67	H	Albany (NY)	60 72	122	H	Yale	62 75
								80	A	Penn St.	66 83	147	A	Saint Francis (PA)	59 87
												154	A	Hartford	52 68
												158	A	Robert Morris	47 66
												222	A	Stony Brook	55 60
												256	H	Sacred Heart	69 59
												261	H	Mt. St. Mary's	56 68
												263	A	Fairleigh Dickinson	49 78
												274	H	LIU Brooklyn	54 61
												275	H	St. Francis Brooklyn	70 78
												278	A	Bryant	50 66
												287	H	Morgan St.	41 61
												292	A	Vermont	48 62
												326	H	Wagner	59 56
LAST 12 Division I GAMES:															
				158	A	Robert Morris	47 66	278	A	Bryant	50 66				
				147	A	Saint Francis (PA)	59 87	326	H	Wagner	59 56				
				274	H	LIU Brooklyn	54 61	261	H	Mt. St. Mary's	56 68				
				275	H	St. Francis Brooklyn	70 78	292	A	Vermont	48 62				
				263	A	Fairleigh Dickinson	49 78	222	A	Stony Brook	55 60				
				256	H	Sacred Heart	69 59	122	H	Yale	62 75				

Non-Div I Games:

Central Conn. St.

Average RPI Win: 151

Average RPI Loss: 54

WON-LOST  
RECORDWINNING  
PCT. RANKLAST 10  
GAMESSTRENGTH OF  
SCHEDULEOPP. STRENGTH  
OF SCHEDULETEAM  
RPIADJ.  
RPICONF.  
RPIADJ CONF.  
RPIDIV. I ONLY  
DIV. I NON-CONF.15- 3  
7- 321  
748- 2  
2- 2113  
17156  
4936  
8336  
837  
87  
8

TOTALS

RPI 1-25

RPI 26-50

W-L RECORDS

RPI 51-100

RPI 101-999

RPI 201+

15- 3

0- 0

1- 1

OVERALL

2- 2

12- 0

4- 0

6- 2

0- 0

0- 1

HOME

2- 1

4- 0

1- 0

7- 1

0- 0

1- 0

AWAY

0- 1

6- 0

2- 0

2- 0

0- 0

0- 0

NEUTRAL

0- 0

2- 0

1- 0

7- 3

0- 0

0- 1

NON-CONFERENCE

0- 2

7- 0

3- 0

2- 2

0- 0

0- 1

HOME

0- 1

2- 0

1- 0

3- 1

0- 0

0- 0

AWAY

0- 1

3- 0

1- 0

2- 0

0- 0

0- 0

NEUTRAL

0- 0

2- 0

1- 0

8- 0

0- 0

1- 0

CONFERENCE

2- 0

5- 0

1- 0

4- 0

0- 0

0- 0

HOME

2- 0

2- 0

0- 0

4- 0

0- 0

1- 0

AWAY

0- 0

3- 0

1- 0

0- 0

0- 0

0- 0

NEUTRAL

0- 0

0- 0

0- 0

RPI 1-25

RPI 26-50

Team's RPI: 36

RPI 51-100

RPI 101+

RPI S Opponent Score

RPI S Opponent Score

32 A Ball St. 69 65

47 H Purdue 69 79

RPI S Opponent Score

57 A Duquesne 61 64

58 H Qui nni pi ac 70 84

78 H Ohio 82 58

98 H Western Mi ch. 74 70

RPI S Opponent Score

111 A Mi ami (OH) 84 66

123 H Kent St. 88 84

128 H Vanderbi lt 92 75

130 N Iowa St. 81 60

134 A SIUE 94 56

139 A Northern Ill. 81 78

142 H Bowling Green 90 54

182 A Oakland 103 85

217 A Akron 95 86

237 N San Diego St. 85 76

253 A Indiana St. 77 67

254 H Col. of Charleston 79 58

LAST 12 Division I GAMES:

98 H Western Mi ch. 74 70

217 A Akron 95 86

139 A Northern Ill. 81 78

123 H Kent St. 88 84

142 H Bowling Green 90 54

111 A Mi ami (OH) 84 66

78 H Ohio 82 58

32 A Ball St. 69 65

58 H Qui nni pi ac 70 84

57 A Duquesne 61 64

253 A Indiana St. 77 67

134 A SIUE 94 56

Non-Div I Games:

Aquinas

96 47

Central Mich.

Average RPI Win:	303	WON-LOST	WINNING	LAST 10	STRENGTH OF	OPP. STRENGTH	TEAM	ADJ.	CONF.	ADJ CONF.
Average RPI Loss:	197	RECORD	PCT. RANK	GAMES	SCHEDULE	OF SCHEDULE	RPI	RPI	RPI	RPI
DIV. I ONLY	5- 12	280	4- 6	319	318	317	317	28	28	
DIV. I NON-CONF.	2- 6	280	1- 1	324	266	331	331	28	28	
-----										
TOTALS	RPI 1-25	RPI 26-50	W-L RECORDS	RPI 51-100	RPI 101-999	RPI 201+				
5- 12	0- 0	0- 0	OVERALL	0- 1	5- 11	5- 6				
3- 5	0- 0	0- 0	HOME	0- 0	3- 5	3- 3				
2- 6	0- 0	0- 0	AWAY	0- 0	2- 2	2- 2				
0- 1	0- 0	0- 0	NEUTRAL	0- 0	0- 1	0- 0				
2- 6	0- 0	0- 0	NON-CONFERENCE	0- 1	2- 5	2- 3				
1- 2	0- 0	0- 0	HOME	0- 0	1- 2	1- 2				
1- 3	0- 0	0- 0	AWAY	0- 1	1- 2	1- 1				
0- 1	0- 0	0- 0	NEUTRAL	0- 0	0- 1	0- 0				
3- 6	0- 0	0- 0	CONFERENCE	0- 0	3- 6	3- 3				
2- 3	0- 0	0- 0	HOME	0- 0	2- 3	2- 1				
1- 3	0- 0	0- 0	AWAY	0- 0	1- 3	1- 2				
0- 0	0- 0	0- 0	NEUTRAL	0- 0	0- 0	0- 0				

RPI 1-25				RPI 26-50				RPI 51-100				RPI 101+				Team's RPI: 317
RPI	S	Opponent	Score	RPI	S	Opponent	Score	RPI	S	Opponent	Score	RPI	S	Opponent	Score	
								73	A	Georgi a Tech	51 78	108	A	Li berty	53 63	
												118	A	Cl emson	30 66	
												133	H	Hi gh Point	74 75	
												154	N	Hartford	43 62	
												189	H	Radford	56 61	
												220	A	Gardner-Webb	52 68	
												240	H	UNC Asheville	61 78	
												251	H	Lipscomb	54 58	
												257	A	Campbel l	49 58	
												259	A	Presbyteri an	64 61	
												277	A	Wofford	68 45	
												284	A	FIU	70 77	
												293	H	Coppin St.	72 58	
												333	H	South Carolina St.	58 60	
												337	H	Winthrop	81 45	
												349	H	Longwood	73 57	
-----																
LAST 12 Division I GAMES:																
259	A	Presbyteri an	64 61	257	A	Campbel l	49 58									
133	H	Hi gh Point	74 75	108	A	Li berty	53 63									
240	H	UNC Asheville	61 78	349	H	Longwood	73 57									
220	A	Gardner-Webb	52 68	277	A	Wofford	68 45									
337	H	Winthrop	81 45	73	A	Georgi a Tech	51 78									
189	H	Radford	56 61	333	H	South Carolina St.	58 60									

Non-Div I Games: Erskine 79 43 Southern Wesleyan 94 56

Charleston So.

Average RPI Win:	226	WON-LOST	WINNING	LAST 10	STRENGTH OF	OPP. STRENGTH	TEAM	ADJ.	CONF.	ADJ CONF.
Average RPI Loss:	114	RECORD	PCT. RANK	GAMES	SCHEDULE	OF SCHEDULE	RPI	RPI	RPI	RPI
DIV. I ONLY	7- 13	254	4- 6	60	185	172	172	18	18	
DIV. I NON-CONF.	4- 9	249	1- 4	77	115	205	205	19	19	
<hr/>										
TOTALS	RPI 1-25	RPI 26-50	W-L RECORDS	RPI 51-100	RPI 101-999	RPI 201+				
7- 13	0- 1	0- 2	OVERALL	1- 2	6- 8	4- 2				
4- 3	0- 1	0- 0	HOME	1- 1	3- 1	2- 0				
3- 8	0- 0	0- 0	AWAY	0- 1	3- 7	2- 2				
0- 2	0- 0	0- 2	NEUTRAL	0- 0	0- 0	0- 0				
4- 9	0- 1	0- 2	NON-CONFERENCE	1- 2	3- 4	3- 1				
3- 2	0- 1	0- 0	HOME	1- 1	2- 0	2- 0				
1- 5	0- 0	0- 0	AWAY	0- 1	1- 4	1- 1				
0- 2	0- 0	0- 2	NEUTRAL	0- 0	0- 0	0- 0				
3- 4	0- 0	0- 0	CONFERENCE	0- 0	3- 4	1- 1				
1- 1	0- 0	0- 0	HOME	0- 0	1- 1	0- 0				
2- 3	0- 0	0- 0	AWAY	0- 0	2- 3	1- 1				
0- 0	0- 0	0- 0	NEUTRAL	0- 0	0- 0	0- 0				

RPI 1-25				RPI 26-50				RPI 51-100				RPI 101+ Team's RPI: 172			
RPI	S	Opponent	Score	RPI	S	Opponent	Score	RPI	S	Opponent	Score	RPI	S	Opponent	Score
19	H	Rutgers	54 77	30	N	Iowa	64 77	57	H	Duquesne	75 72	103	A	Wake Forest	69 71
				40	N	South Dakota St.	70 71	65	H	Mercer	74 90	115	H	Rice	55 62
								93	A	Arkansas	72 73	117	A	UTEP	58 67
												120	A	Middle Tenn.	45 64
												146	A	Davidson	66 68
												168	A	Southern Miss.	85 79
												168	H	Southern Miss.	66 56
												178	A	Wisconsin	66 80
												226	A	East Carolina	55 58
												234	A	North Texas	68 73
												240	A	UNC Asheville	51 47
												293	H	Coppin St.	78 49
												320	A	Old Dominion	63 60
												333	H	South Carolina St.	64 49
<hr/>															
LAST 12 Division I GAMES:															
120	A	Middle Tenn.	45 64	168	H	Southern Miss.	66 56	65	H	Mercer	74 90	333	H	South Carolina St.	64 49
168	A	Southern Miss.	85 79	103	A	Wake Forest	69 71	93	A	Arkansas	72 73				
115	H	Rice	55 62												
234	A	North Texas	68 73												
117	A	UTEP	58 67												
320	A	Old Dominion	63 60												

Non-Div I Games:

Charlotte

Average RPI Win:	183	WON-LOST	WINNING	LAST 10	STRENGTH OF	OPP. STRENGTH	TEAM	ADJ.	CONF.	ADJ CONF.
Average RPI Loss:	93	RECORD	PCT. RANK	GAMES	SCHEDULE	OF SCHEDULE	RPI	RPI	RPI	RPI
DIV. I ONLY	13- 8	106	6- 4	92	102	91	91	17	17	
DIV. I NON-CONF.	9- 5	99	3- 2	55	46	59	59	17	17	
-----										
TOTALS	RPI 1-25	RPI 26-50	W-L RECORDS	RPI 51-100	RPI 101-999	RPI 201+				
13- 8	0- 1	1- 1	OVERALL	2- 3	10- 3	6- 0				
7- 3	0- 0	1- 1	HOME	0- 2	6- 0	5- 0				
3- 4	0- 1	0- 0	AWAY	1- 0	2- 3	1- 0				
3- 1	0- 0	0- 0	NEUTRAL	1- 1	2- 0	0- 0				
9- 5	0- 1	1- 1	NON-CONFERENCE	2- 2	6- 1	3- 0				
4- 2	0- 0	1- 1	HOME	0- 1	3- 0	3- 0				
2- 2	0- 1	0- 0	AWAY	1- 0	1- 1	0- 0				
3- 1	0- 0	0- 0	NEUTRAL	1- 1	2- 0	0- 0				
4- 3	0- 0	0- 0	CONFERENCE	0- 1	4- 2	3- 0				
3- 1	0- 0	0- 0	HOME	0- 1	3- 0	2- 0				
1- 2	0- 0	0- 0	AWAY	0- 0	1- 2	1- 0				
0- 0	0- 0	0- 0	NEUTRAL	0- 0	0- 0	0- 0				

RPI	S	Opponent	Score	RPI	S	Opponent	Score	RPI	S	Opponent	Score	RPI	S	Opponent	Score
13	A	Green Bay	30 60	34	H	FGCU	68 61	52	N	Princeton	49 59	125	N	Georgetown	54 41
				46	H	UCF	57 58	65	H	Mercer	50 71	127	A	ETSU	58 65
								69	A	Indiana	64 61	174	A	Florida	65 60
								74	H	Virginia Tech	44 64	175	A	Stetson	67 78
								99	N	Auburn	50 41	176	N	Northwestern	61 44
												187	H	Samford	68 58
												188	A	Furman	57 58
												202	H	Hampton	64 52
												228	H	UT Martin	87 82
												231	H	UNCG	49 42
												259	H	Presbyterian	71 51
												277	A	Wofford	54 47
												321	H	Western Caro.	47 32
LAST 12 Division I GAMES:															
65	H	Mercer	50 71	231	H	UNCG	49 42								
187	H	Samford	68 58	202	H	Hampton	64 52								
188	A	Furman	57 58	52	N	Princeton	49 59								
277	A	Wofford	54 47	174	A	Florida	65 60								
127	A	ETSU	58 65	34	H	FGCU	68 61								
321	H	Western Caro.	47 32	74	H	Virginia Tech	44 64								

Non-Div I Games:

Chattanooga



Average RPI Win:	0	WON-LOST	WINNING	LAST 10	STRENGTH OF	OPP. STRENGTH	TEAM	ADJ.	CONF.	ADJ CONF.
Average RPI Loss:	202	RECORD	PCT. RANK	GAMES	SCHEDULE	OF SCHEDULE	RPI	RPI	RPI	RPI
DIV. I ONLY	0- 21	349	0- 10	191	338	339	339	30	30	
DIV. I NON-CONF.	0- 15	337	0- 6	163	309	337	337	31	31	
-----										
TOTALS	RPI 1-25	RPI 26-50	W-L RECORDS	RPI 51-100	RPI 101-999	RPI 201+				
0- 21	0- 0	0- 0	OVERALL	0- 1	0- 20	0- 10				
0- 9	0- 0	0- 0	HOME	0- 0	0- 9	0- 5				
0- 11	0- 0	0- 0	AWAY	0- 1	0- 10	0- 5				
0- 1	0- 0	0- 0	NEUTRAL	0- 0	0- 1	0- 0				
0- 15	0- 0	0- 0	NON-CONFERENCE	0- 1	0- 14	0- 4				
0- 7	0- 0	0- 0	HOME	0- 0	0- 7	0- 3				
0- 7	0- 0	0- 0	AWAY	0- 1	0- 6	0- 1				
0- 1	0- 0	0- 0	NEUTRAL	0- 0	0- 1	0- 0				
0- 6	0- 0	0- 0	CONFERENCE	0- 0	0- 6	0- 6				
0- 2	0- 0	0- 0	HOME	0- 0	0- 2	0- 2				
0- 4	0- 0	0- 0	AWAY	0- 0	0- 4	0- 4				
0- 0	0- 0	0- 0	NEUTRAL	0- 0	0- 0	0- 0				

RPI 1-25				RPI 26-50				RPI 51-100				RPI 101+				Team's RPI: 339	
RPI	S	Opponent	Score	RPI	S	Opponent	Score	RPI	S	Opponent	Score	RPI	S	Opponent	Score		
								70	A	Kansas St.	51	99	102	A	Wright St.	39	84
												106	H	Milwaukee	59	84	
												119	A	Western Ill.	54	71	
												119	H	Western Ill.	45	83	
												139	H	Northern Ill.	59	80	
												149	A	Wichita St.	63	66	
												162	A	Pittsburgh	49	87	
												176	H	Northwestern	36	63	
												191	N	Oral Roberts	43	73	
												194	A	Illinois	56	66	
												213	H	Seattle U	56	63	
												215	H	Morehead St.	40	79	
												247	A	CSU Bakersfield	49	63	
												249	A	New Mexico St.	59	74	
												264	A	Grand Canyon	36	64	
												286	A	Valparaiso	60	71	
												304	H	Utah Valley	30	68	
												306	H	Jackson St.	69	87	
												308	H	Loyola Chicago	28	46	
												319	A	UTRGV	44	81	
LAST 12 Division I GAMES:																	
319	A	UTRGV	44	81	162	A	Pittsburgh	49	87								
247	A	CSU Bakersfield	49	63	106	H	Milwaukee	59	84								
264	A	Grand Canyon	36	64	70	A	Kansas St.	51	99								
304	H	Utah Valley	30	68	191	N	Oral Roberts	43	73								
213	H	Seattle U	56	63	149	A	Wichita St.	63	66								
249	A	New Mexico St.	59	74	286	A	Valparaiso	60	71								

Non-Div I Games:

Chicago St.

Average RPI Win:	205	WON-LOST	WINNING	LAST 10	STRENGTH OF	OPP. STRENGTH	TEAM	ADJ.	CONF.	ADJ CONF.
Average RPI Loss:	123	RECORD	PCT. RANK	GAMES	SCHEDULE	OF SCHEDULE	RPI	RPI	RPI	RPI
DIV. I ONLY	12- 9	133	6- 4	184	95	170	170	8	8	
DIV. I NON-CONF.	7- 5	132	2- 1	273	119	223	223	7	7	
-----										
TOTALS	RPI 1-25	RPI 26-50	W-L RECORDS	RPI 51-100	RPI 101-999	RPI 201+				
12- 9	0- 1	1- 2	OVERALL	0- 0	11- 6	6- 1				
8- 6	0- 1	0- 2	HOME	0- 0	8- 3	3- 1				
4- 3	0- 0	1- 0	AWAY	0- 0	3- 3	3- 0				
0- 0	0- 0	0- 0	NEUTRAL	0- 0	0- 0	0- 0				
7- 5	0- 1	0- 0	NON-CONFERENCE	0- 0	7- 4	4- 0				
6- 3	0- 1	0- 0	HOME	0- 0	6- 2	3- 0				
1- 2	0- 0	0- 0	AWAY	0- 0	1- 2	1- 0				
0- 0	0- 0	0- 0	NEUTRAL	0- 0	0- 0	0- 0				
5- 4	0- 0	1- 2	CONFERENCE	0- 0	4- 2	2- 1				
2- 3	0- 0	0- 2	HOME	0- 0	2- 1	0- 1				
3- 1	0- 0	1- 0	AWAY	0- 0	2- 1	2- 0				
0- 0	0- 0	0- 0	NEUTRAL	0- 0	0- 0	0- 0				

RPI 1-25				RPI 26-50				RPI 51-100				RPI 101+ Team's RPI: 170			
RPI	S	Opponent	Score	RPI	S	Opponent	Score	RPI	S	Opponent	Score	RPI	S	Opponent	Score
6	H	Ohio St.	76 87	31	H	South Fla.	46 69					111	H	Miami (OH)	73 62
				46	H	UCF	38 50					127	A	ETSU	77 87
				48	A	Houston	88 82					142	H	Bowling Green	75 51
												147	H	Saint Francis (PA)	73 77
												162	H	Pittsburgh	46 66
												166	A	Tulsa	51 64
												167	H	Temple	80 72
												183	H	Memphis	64 53
												195	A	Xavier	50 53
												201	H	Southeast Mo. St.	65 52
												219	A	SMU	58 40
												226	A	East Carolina	66 54
												226	H	East Carolina	70 79
												250	H	Howard	87 53
												294	H	Southeastern La.	82 43
												296	H	Eastern Ky.	64 53
												320	A	Old Dominion	54 33
-----															
LAST 12 Division I GAMES:															
				46	H	UCF	38 50	166	A	Tulsa	51 64				
				226	H	East Carolina	70 79	31	H	South Fla.	46 69				
				219	A	SMU	58 40	226	A	East Carolina	66 54				
				183	H	Memphis	64 53	142	H	Bowling Green	75 51				
				167	H	Temple	80 72	6	H	Ohio St.	76 87				
				48	A	Houston	88 82	250	H	Howard	87 53				

Non-Div I Games: Slippery Rock 85 52

Cincinnati

C  
l  
e  
m  
s  
o  
n

Clemson				Through Games Of Jan. 30, 2018							
Average RPI	Win:	244	WON-LOST	WINNING	LAST 10	STRENGTH OF	OPP. STRENGTH	TEAM	ADJ.	CONF.	ADJ CONF.
Average RPI	Loss:	39	RECORD	PCT. RANK	GAMES	SCHEDULE	OF SCHEDULE	RPI	RPI	RPI	RPI
DIV. I ONLY		11- 11	169	2- 8	73	67	118	118	1	1	
DIV. I NON-CONF.		10- 3	51	2- 1	232	274	113	113	1	1	
-----											
TOTALS		RPI 1-25	RPI 26-50		W-L RECORDS		RPI 51-100	RPI 101-999	RPI 201+		
11- 11	0- 6	1- 1		OVERALL		0- 4	10- 0	8- 0			
7- 4	0- 3	0- 0		HOME		0- 1	7- 0	5- 0			
3- 5	0- 2	1- 1		AWAY		0- 2	2- 0	2- 0			
1- 2	0- 1	0- 0		NEUTRAL		0- 1	1- 0	1- 0			
10- 3	0- 2	1- 0		NON-CONFERENCE		0- 1	9- 0	8- 0			
6- 1	0- 1	0- 0		HOME		0- 0	6- 0	5- 0			
3- 0	0- 0	1- 0		AWAY		0- 0	2- 0	2- 0			
1- 2	0- 1	0- 0		NEUTRAL		0- 1	1- 0	1- 0			
1- 8	0- 4	0- 1		CONFERENCE		0- 3	1- 0	0- 0			
1- 3	0- 2	0- 0		HOME		0- 1	1- 0	0- 0			
0- 5	0- 2	0- 1		AWAY		0- 2	0- 0	0- 0			
0- 0	0- 0	0- 0		NEUTRAL		0- 0	0- 0	0- 0			

RPI 1-25				RPI 26-50				RPI 51-100				RPI 101+ Team's RPI: 118			
RPI	S	Opponent	Score	RPI	S	Opponent	Score	RPI	S	Opponent	Score	RPI	S	Opponent	Score
1	A	Notre Dame	37 90	28	A	Virginia	41 70	59	H	Miami (FL)	60 72	165	H	Jacksonville St.	53 45
7	H	Florida St.	47 69	50	A	Nebraska	67 66	73	A	Georgia Tech	33 66	180	H	Boston College	65 61
17	H	NC State	41 62					86	A	North Carolina	52 59	211	A	Louisiana Tech	55 47
18	H	South Carolina	36 66					96	N	Central Ark.	47 53	269	H	Kennesaw St.	41 28
24	N	Buffalo	41 61									283	H	Prairie View	64 58
25	A	Syracuse	51 86									284	A	FIU	67 65
LAST 12 Division I GAMES:															
17	H	NC State	41 62	28	A	Virginia	41 70	7	H	Florida St.	47 69	73	A	Georgia Tech	33 66
25	A	Syracuse	51 86	7	H	Florida St.	47 69	284	A	FIU	67 65	96	N	Central Ark.	47 53
1	A	Notre Dame	37 90	73	A	Georgia Tech	33 66	165	H	Jacksonville St.	53 45				
180	H	Boston College	65 61												
59	H	Miami (FL)	60 72												
86	A	North Carolina	52 59												

Non-Div I Games:

Clemson

C  
l  
e  
m  
s  
o  
n

C  
l  
e  
v  
e  
l  
a  
n  
d  
S  
t  
.

Cleveland St.					Through Games Of Jan. 30, 2018						
Average RPI	Win:	232	WON-LOST	WINNING	LAST 10	STRENGTH OF	OPP. STRENGTH	TEAM	ADJ.	CONF.	ADJ CONF.
Average RPI	Loss:	89	RECORD	PCT. RANK	GAMES	SCHEDULE	OF SCHEDULE	RPI	RPI	RPI	RPI
DIV. I ONLY			14- 7	78	6- 4	211	158	131	131	11	11
DIV. I NON-CONF.			8- 3	65	2- 0	221	182	105	105	12	12
-----											
TOTALS		RPI 1-25		RPI 26-50		W-L RECORDS		RPI 51-100	RPI 101-999	RPI 201+	
14- 7		0- 1		0- 1		OVERALL		1- 2	13- 3	10- 1	
9- 3		0- 0		0- 1		HOME		1- 1	8- 1	6- 1	
4- 3		0- 1		0- 0		AWAY		0- 1	4- 1	4- 0	
1- 1		0- 0		0- 0		NEUTRAL		0- 0	1- 1	0- 0	
8- 3		0- 0		0- 1		NON-CONFERENCE		1- 1	7- 1	6- 0	
4- 1		0- 0		0- 1		HOME		1- 0	3- 0	3- 0	
3- 1		0- 0		0- 0		AWAY		0- 1	3- 0	3- 0	
1- 1		0- 0		0- 0		NEUTRAL		0- 0	1- 1	0- 0	
6- 4		0- 1		0- 0		CONFERENCE		0- 1	6- 2	4- 1	
5- 2		0- 0		0- 0		HOME		0- 1	5- 1	3- 1	
1- 2		0- 1		0- 0		AWAY		0- 0	1- 1	1- 0	
0- 0		0- 0		0- 0		NEUTRAL		0- 0	0- 0	0- 0	

RPI 1-25				RPI 26-50				RPI 51-100				RPI 101+ Team's RPI: 131			
RPI	S	Opponent	Score	RPI	S	Opponent	Score	RPI	S	Opponent	Score	RPI	S	Opponent	Score
13	A	Green Bay	43 69	32	H	Ball St.	64 76	62	A	Toledo	56 65	102	H	Wright St.	71 70
								63	H	IUPUI	64 77	105	N	Saint Louis	64 80
								78	H	Ohio	71 64	106	A	Milwaukee	72 79
												159	N	Louisiana	54 45
												182	H	Oakland	70 62
												207	H	Eastern Mich.	77 65
												212	A	Niagara	70 61
												236	A	Bradley	67 65
												242	H	Youngstown St.	52 66
												267	A	Northern Ky.	70 65
												267	H	Northern Ky.	72 49
												268	A	Illinois St.	56 47
												290	H	Detroit Mercy	75 50
												318	H	Ill.-Chicago	70 67
												324	H	Marshall	85 76
												344	H	Eastern Ill.	77 69
-----															
LAST 12 Division I GAMES:															
267	H	Northern Ky.	72 49	318	H	Ill.-Chicago	70 67								
102	H	Wright St.	71 70	63	H	IUPUI	64 77								
242	H	Youngstown St.	52 66	290	H	Detroit Mercy	75 50								
267	A	Northern Ky.	70 65	182	H	Oakland	70 62								
13	A	Green Bay	43 69	236	A	Bradley	67 65								
106	A	Milwaukee	72 79	268	A	Illinois St.	56 47								

Non-Div I Games:

Cleveland St.

C  
l  
e  
v  
e  
l  
a  
n  
d  
S  
t  
.

Average RPI Win: 268

Average RPI Loss: 169

WON-LOST  
RECORDWINNING  
PCT. RANKLAST 10  
GAMESSTRENGTH OF  
SCHEDULEOPP. STRENGTH  
OF SCHEDULETEAM  
RPIADJ.  
RPICONF.  
RPIADJ CONF.  
RPI

DIV. I ONLY	9- 10	194	5- 5	317	223	285	285	23	23
DIV. I NON-CONF.	4- 5	202	1- 1	329	210	322	322	23	23
-----									
TOTALS	RPI 1-25	RPI 26-50	W-L RECORDS	RPI 51-100	RPI 101-999	RPI 201+			
9- 10	0- 1	0- 1	OVERALL	0- 1	9- 7	8- 5			
8- 4	0- 0	0- 0	HOME	0- 0	8- 4	7- 3			
1- 3	0- 0	0- 0	AWAY	0- 1	1- 2	1- 1			
0- 3	0- 1	0- 1	NEUTRAL	0- 0	0- 1	0- 1			
4- 5	0- 1	0- 1	NON-CONFERENCE	0- 0	4- 3	4- 3			
4- 2	0- 0	0- 0	HOME	0- 0	4- 2	4- 2			
0- 0	0- 0	0- 0	AWAY	0- 0	0- 0	0- 0			
0- 3	0- 1	0- 1	NEUTRAL	0- 0	0- 1	0- 1			
5- 5	0- 0	0- 0	CONFERENCE	0- 1	5- 4	4- 2			
4- 2	0- 0	0- 0	HOME	0- 0	4- 2	3- 1			
1- 3	0- 0	0- 0	AWAY	0- 1	1- 2	1- 1			
0- 0	0- 0	0- 0	NEUTRAL	0- 0	0- 0	0- 0			

RPI 1-25				RPI 26-50				RPI 51-100				RPI 101+ Team's RPI: 285			
RPI	S	Opponent	Score	RPI	S	Opponent	Score	RPI	S	Opponent	Score	RPI	S	Opponent	Score
25	N	Syracuse	57 69	50	N	Nebraska	47 55	88	A	South Ala.	62 68	114	H	Little Rock	49 51
												157	H	Texas St.	65 64
												159	A	Louisiana	55 59
												203	H	Arkansas St.	63 70
												206	H	UT Arlington	89 76
												218	A	Troy	97 92
												231	H	UNCG	54 60
												234	N	North Texas	34 50
												254	H	Col. of Charleston	70 72
												276	H	UNCW	57 41
												277	H	Wofford	67 51
												303	H	Fort Wayne	67 58
												313	H	Georgia St.	64 49
												325	H	Ga. Southern	54 51
												332	A	La. -Monroe	56 62
												334	H	N. C. Central	68 65
LAST 12 Division I GAMES:															
114	H	Little Rock	49 51	159	A	Louisiana	55 59	332	A	La. -Monroe	56 62	157	H	Texas St.	65 64
203	H	Arkansas St.	63 70	206	H	UT Arlington	89 76	277	H	Wofford	67 51	218	A	Troy	97 92
218	A	Troy	97 92	276	H	UNCW	57 41	254	H	Col. of Charleston	70 72	88	A	South Ala.	62 68
88	A	South Ala.	62 68	231	H	UNCG	54 60	303	H	Fort Wayne	67 58	313	H	Georgia St.	64 49
313	H	Georgia St.	64 49	234	N	North Texas	34 50	325	H	Ga. Southern	54 51	332	A	La. -Monroe	56 62
325	H	Ga. Southern	54 51	254	H	Col. of Charleston	70 72	334	H	N. C. Central	68 65	203	H	Arkansas St.	63 70
				276	H	UNCW	57 41					218	A	Troy	97 92
				277	H	Wofford	67 51					88	A	South Ala.	62 68
				303	H	Fort Wayne	67 58					313	H	Georgia St.	64 49
				313	H	Georgia St.	64 49					325	H	Ga. Southern	54 51
				325	H	Ga. Southern	54 51					332	A	La. -Monroe	56 62
												334	H	N. C. Central	68 65

Non-Div I Games:

Lees-McRae

73 47

Allen

93 49

Coastal Caro.

Loss, 
Non-Conf, S Site, 
H Home
A Away 
N Neutral

Average RPI Win:	268	WON-LOST	WINNING	LAST 10	STRENGTH OF	OPP. STRENGTH	TEAM	ADJ.	CONF.	ADJ CONF.
Average RPI Loss:	146	RECORD	PCT. RANK	GAMES	SCHEDULE	OF SCHEDULE	RPI	RPI	RPI	RPI
DIV. I ONLY	5- 16	298	1- 9	143	237	254	254	10	10	
DIV. I NON-CONF.	4- 7	226	1- 1	172	231	227	227	13	13	
-----										
TOTALS	RPI 1-25	RPI 26-50	W-L RECORDS	RPI 51-100	RPI 101-999	RPI 201+				
5- 16	0- 1	0- 2	OVERALL	0- 2	5- 11	5- 5				
2- 8	0- 0	0- 0	HOME	0- 1	2- 7	2- 4				
3- 8	0- 1	0- 2	AWAY	0- 1	3- 4	3- 1				
0- 0	0- 0	0- 0	NEUTRAL	0- 0	0- 0	0- 0				
4- 7	0- 1	0- 2	NON-CONFERENCE	0- 0	4- 4	4- 2				
2- 3	0- 0	0- 0	HOME	0- 0	2- 3	2- 2				
2- 4	0- 1	0- 2	AWAY	0- 0	2- 1	2- 0				
0- 0	0- 0	0- 0	NEUTRAL	0- 0	0- 0	0- 0				
1- 9	0- 0	0- 0	CONFERENCE	0- 2	1- 7	1- 3				
0- 5	0- 0	0- 0	HOME	0- 1	0- 4	0- 2				
1- 4	0- 0	0- 0	AWAY	0- 1	1- 3	1- 1				
0- 0	0- 0	0- 0	NEUTRAL	0- 0	0- 0	0- 0				

RPI 1-25				RPI 26-50				RPI 51-100				RPI 101+ Team's RPI: 254			
RPI	S	Opponent	Score	RPI	S	Opponent	Score	RPI	S	Opponent	Score	RPI	S	Opponent	Score
18	A	South Carolina	43 69	36	A	Central Mich.	58 79	89	A	James Madison	53 67	103	H	Wake Forest	40 77
				41	A	Michigan St.	43 107	89	H	James Madison	45 67	121	H	Delaware	59 68
												138	A	William & Mary	66 79
												138	H	William & Mary	54 68
												153	A	Northeastern	37 59
												188	A	Furman	58 72
												209	A	Hofstra	60 65
												209	H	Hofstra	60 75
												245	A	North Florida	73 69
												251	H	Lipscomb	85 69
												257	H	Campbell	45 53
												271	H	Appalachian St.	70 76
												277	H	Wofford	59 51
												281	A	Towson	80 67
												281	H	Towson	58 83
												285	A	Coastal Caro.	72 70
-----															
LAST 12 Division I GAMES:															
				89	A	James Madison	53 67	121	H	Delaware	59 68				
				138	A	William & Mary	66 79	209	H	Hofstra	60 75				
				281	H	Towson	58 83	281	A	Towson	80 67				
				89	H	James Madison	45 67	138	H	William & Mary	54 68				
				209	A	Hofstra	60 65	103	H	Wake Forest	40 77				
				153	A	Northeastern	37 59	277	H	Wofford	59 51				

Non-Div I Games:

Col. of Charleston

C  
o  
l  
g  
a  
t  
e

Colgate				Through Games Of Jan. 30, 2018								
Average RPI	Win:	300	WON-LOST	WINNING	LAST 10	STRENGTH OF	OPP. STRENGTH	TEAM	ADJ.	CONF.	ADJ CONF.	
Average RPI	Loss:	151	RECORD	PCT. RANK	GAMES	SCHEDULE	OF SCHEDULE	RPI	RPI	RPI	RPI	
DIV. I ONLY		4- 17	311	0- 10	150	278	270	270	15	15		
DIV. I NON-CONF.		4- 7	226	0- 2	215	325	235	235	18	18		
-----												
TOTALS		RPI 1-25		RPI 26-50		W-L RECORDS		RPI 51-100		RPI 101-999		RPI 201+
4- 17		0- 1		0- 1		OVERALL		0- 3		4- 12		4- 5
1- 8		0- 0		0- 0		HOME		0- 1		1- 7		1- 2
3- 9		0- 1		0- 1		AWAY		0- 2		3- 5		3- 3
0- 0		0- 0		0- 0		NEUTRAL		0- 0		0- 0		0- 0
4- 7		0- 1		0- 1		NON-CONFERENCE		0- 0		4- 5		4- 2
1- 3		0- 0		0- 0		HOME		0- 0		1- 3		1- 1
3- 4		0- 1		0- 1		AWAY		0- 0		3- 2		3- 1
0- 0		0- 0		0- 0		NEUTRAL		0- 0		0- 0		0- 0
0- 10		0- 0		0- 0		CONFERENCE		0- 3		0- 7		0- 3
0- 5		0- 0		0- 0		HOME		0- 1		0- 4		0- 1
0- 5		0- 0		0- 0		AWAY		0- 2		0- 3		0- 2
0- 0		0- 0		0- 0		NEUTRAL		0- 0		0- 0		0- 0

RPI 1-25				RPI 26-50				RPI 51-100				RPI 101+ Team's RPI: 270			
RPI	S	Opponent	Score	RPI	S	Opponent	Score	RPI	S	Opponent	Score	RPI	S	Opponent	Score
25	A	Syracuse	39 79	29	A	Arizona St.	54 65	71	A	American	44 67	101	H	Brown	73 83
								71	H	American	55 77	122	A	Yale	56 82
								84	A	Navy	54 70	144	A	Bucknel I	57 77
												173	H	Lehigh	51 59
												190	H	Army West Point	54 62
												193	H	Boston U.	49 62
												197	H	Siena	70 73
												212	H	Niagara	44 81
												223	H	Holy Cross	64 71
												235	A	Lafayette	48 63
												239	A	Loyola Maryland	55 70
												263	A	Fairleigh Dickinson	51 61
												280	A	Cornell	74 70
												281	A	Towson	65 61
												291	A	Canisius	70 63
												348	H	UMass Lowell	84 64
-----															
LAST 12 Division I GAMES:															
71	A	American	44 67	84	A	Navy	54 70	235	A	Lafayette	48 63	71	H	American	55 77
190	H	Army West Point	54 62	71	H	American	55 77	223	H	Holy Cross	64 71	212	H	Niagara	44 81
239	A	Loyola Maryland	55 70	223	H	Holy Cross	64 71	101	H	Brown	73 83				
173	H	Lehigh	51 59	101	H	Brown	73 83								
144	A	Bucknel I	57 77												
193	H	Boston U.	49 62												

Non-Div I Games:

Colgate

C  
o  
l  
g  
a  
t  
e

Average RPI Win:	204	WON-LOST	WINNING	LAST 10	STRENGTH OF	OPP. STRENGTH	TEAM	ADJ.	CONF.	ADJ CONF.
Average RPI Loss:	70	RECORD	PCT. RANK	GAMES	SCHEDULE	OF SCHEDULE	RPI	RPI	RPI	RPI
DIV. I ONLY	10- 10	169	2- 8	134	45	145	145	4	4	
DIV. I NON-CONF.	8- 2	45	1- 0	210	131	77	77	3	3	
-----										
TOTALS	RPI 1-25	RPI 26-50	W-L RECORDS	RPI 51-100	RPI 101-999	RPI 201+				
10- 10	0- 2	0- 4	OVERALL	1- 2	9- 2	4- 1				
6- 6	0- 2	0- 3	HOME	1- 0	5- 1	3- 0				
4- 4	0- 0	0- 1	AWAY	0- 2	4- 1	1- 1				
0- 0	0- 0	0- 0	NEUTRAL	0- 0	0- 0	0- 0				
8- 2	0- 0	0- 0	NON-CONFERENCE	1- 1	7- 1	3- 0				
5- 1	0- 0	0- 0	HOME	1- 0	4- 1	2- 0				
3- 1	0- 0	0- 0	AWAY	0- 1	3- 0	1- 0				
0- 0	0- 0	0- 0	NEUTRAL	0- 0	0- 0	0- 0				
2- 8	0- 2	0- 4	CONFERENCE	0- 1	2- 1	1- 1				
1- 5	0- 2	0- 3	HOME	0- 0	1- 0	1- 0				
1- 3	0- 0	0- 1	AWAY	0- 1	1- 1	0- 1				
0- 0	0- 0	0- 0	NEUTRAL	0- 0	0- 0	0- 0				

RPI 1-25				RPI 26-50				RPI 51-100				RPI 101+				Team's RPI: 145
RPI	S	Opponent	Score	RPI	S	Opponent	Score	RPI	S	Opponent	Score	RPI	S	Opponent	Score	
4	H	Oregon	55 74	29	A	Arizona St.	59 73	59	H	Miami (FL)	67 61	107	H	Dartmouth	75 81	
8	H	UCLA	55 93	29	H	Arizona St.	47 72	79	A	Washington St.	75 89	110	H	George Mason	76 61	
				38	H	Oregon St.	71 86	86	A	North Carolina	80 87	143	A	Washington	66 61	
				45	H	Southern California	51 86					148	A	Colorado St.	70 67	
												184	H	Florida Atlantic	76 69	
												187	A	Samford	71 60	
												266	H	North Dakota St.	108 59	
												279	A	Arizona	63 72	
												279	H	Arizona	79 60	
												322	A	Air Force	68 43	
												338	H	Mississippi Valley	85 48	
-----																
LAST 12 Division I GAMES:																
38	H	Oregon St.	71 86	143	A	Washington	66 61									
4	H	Oregon	55 74	79	A	Washington St.	75 89									
29	A	Arizona St.	59 73	279	H	Arizona	79 60									
279	A	Arizona	63 72	29	H	Arizona St.	47 72									
8	H	UCLA	55 93	322	A	Air Force	68 43									
45	H	Southern California	51 86	107	H	Dartmouth	75 81									

Non-Div I Games: Westminster (MO) 106 47

Col orado



Average RPI Win:	211	WON-LOST	WINNING	LAST 10	STRENGTH OF	OPP. STRENGTH	TEAM	ADJ.	CONF.	ADJ CONF.
Average RPI Loss:	127	RECORD	PCT. RANK	GAMES	SCHEDULE	OF SCHEDULE	RPI	RPI	RPI	RPI
DIV. I ONLY	13- 7	88	6- 4	186	145	148	148	16	16	
DIV. I NON-CONF.	7- 3	74	2- 0	155	180	125	125	16	16	
-----										
TOTALS	RPI 1-25	RPI 26-50	W-L RECORDS	RPI 51-100	RPI 101-999	RPI 201+				
13- 7	0- 0	1- 1	OVERALL	2- 1	10- 5	8- 0				
9- 5	0- 0	0- 1	HOME	2- 1	7- 3	6- 0				
4- 2	0- 0	1- 0	AWAY	0- 0	3- 2	2- 0				
0- 0	0- 0	0- 0	NEUTRAL	0- 0	0- 0	0- 0				
7- 3	0- 0	1- 1	NON-CONFERENCE	1- 0	5- 2	3- 0				
5- 3	0- 0	0- 1	HOME	1- 0	4- 2	3- 0				
2- 0	0- 0	1- 0	AWAY	0- 0	1- 0	0- 0				
0- 0	0- 0	0- 0	NEUTRAL	0- 0	0- 0	0- 0				
6- 4	0- 0	0- 0	CONFERENCE	1- 1	5- 3	5- 0				
4- 2	0- 0	0- 0	HOME	1- 1	3- 1	3- 0				
2- 2	0- 0	0- 0	AWAY	0- 0	2- 2	2- 0				
0- 0	0- 0	0- 0	NEUTRAL	0- 0	0- 0	0- 0				

RPI 1-25				RPI 26-50				RPI 51-100				RPI 101+				Team's RPI: 148
RPI	S	Opponent	Score	RPI	S	Opponent	Score	RPI	S	Opponent	Score	RPI	S	Opponent	Score	
				37	H	Oklahoma	46 78	54	H	Wyoming	49 53	104	A	UNLV	52 56	
				49	A	Northern Colo.	55 44	55	H	Gonzaga	65 49	124	H	BYU	56 54	
								72	H	New Mexico	74 71	145	H	Colorado	67 70	
												160	H	Idaho	69 83	
												192	A	Fresno St.	45 56	
												199	A	Denver	61 56	
												200	H	Boise St.	58 62	
												237	A	San Diego St.	65 63	
												237	H	San Diego St.	72 43	
												248	H	San Jose St.	63 48	
												283	H	Prairie View	71 59	
												287	H	Morgan St.	60 44	
												295	H	Utah St.	56 45	
												322	A	Air Force	40 39	
												334	H	N.C. Central	85 48	
-----																
LAST 12 Division I GAMES:																
				72	H	New Mexico	74 71	192	A	Fresno St.	45 56					
				237	H	San Diego St.	72 43	237	A	San Diego St.	65 63					
				104	A	UNLV	52 56	248	H	San Jose St.	63 48					
				322	A	Air Force	40 39	200	H	Boise St.	58 62					
				54	H	Wyoming	49 53	287	H	Morgan St.	60 44					
				295	H	Utah St.	56 45	283	H	Prairie View	71 59					

Non-Div I Games: Eastern N.M. 75 35

Colorado St.

Col umbi a				Through Games Of Jan. 30, 2018							
Average RPI	Win:	232	WON-LOST	WINNING	LAST 10	STRENGTH OF	OPP. STRENGTH	TEAM	ADJ.	CONF.	ADJ CONF.
Average RPI	Loss:	121	RECORD	PCT. RANK	GAMES	SCHEDULE	OF SCHEDULE	RPI	RPI	RPI	RPI
DIV. I ONLY		7- 12	248	3- 7		131	159	196	196	9	9
DIV. I NON-CONF.		6- 9	214	4- 4		129	144	179	179	9	9
-----											
TOTALS		RPI 1-25		RPI 26-50		W-L RECORDS		RPI 51-100		RPI 101-999	
7- 12		0- 3		0- 2		OVERALL		0- 1		7- 6	4- 4
3- 3		0- 1		0- 0		HOME		0- 0		3- 2	1- 2
4- 6		0- 0		0- 1		AWAY		0- 1		4- 4	3- 2
0- 3		0- 2		0- 1		NEUTRAL		0- 0		0- 0	0- 0
6- 9		0- 3		0- 2		NON-CONFERENCE		0- 0		6- 4	3- 3
3- 2		0- 1		0- 0		HOME		0- 0		3- 1	1- 1
3- 4		0- 0		0- 1		AWAY		0- 0		3- 3	2- 2
0- 3		0- 2		0- 1		NEUTRAL		0- 0		0- 0	0- 0
1- 3		0- 0		0- 0		CONFERENCE		0- 1		1- 2	1- 1
0- 1		0- 0		0- 0		HOME		0- 0		0- 1	0- 1
1- 2		0- 0		0- 0		AWAY		0- 1		1- 1	1- 0
0- 0		0- 0		0- 0		NEUTRAL		0- 0		0- 0	0- 0

RPI 1-25				RPI 26-50				RPI 51-100				RPI 101+ Team's RPI: 196			
RPI	S	Opponent	Score	RPI	S	Opponent	Score	RPI	S	Opponent	Score	RPI	S	Opponent	Score
3	N	Mississippi St.	54 90	29	N	Arizona St.	48 72	52	A	Princeton	47 69	109	A	Penn	51 70
13	N	Green Bay	43 61	48	A	Houston	53 77					115	A	Rice	44 67
24	H	Buffalo	63 65									147	H	Saint Francis (PA)	94 81
												180	H	Boston College	68 60
												185	A	Providence	73 64
												202	A	Hampton	58 60
												209	H	Hofstra	75 53
												225	H	Richmond	79 85
												280	A	Cornell	72 54
												280	H	Cornell	47 57
												292	A	Vermont	73 66
												331	A	UMBC	60 44
												348	A	UMass Lowell	70 77
-----															
LAST 12 Division I GAMES:															
280	A	Cornell	72 54	48	A	Houston	53 77	209	H	Hofstra	75 53				
280	H	Cornell	47 57					24	H	Buffalo	63 65				
109	A	Penn	51 70					147	H	Saint Francis (PA)	94 81				
52	A	Princeton	47 69					331	A	UMBC	60 44				
202	A	Hampton	58 60					180	H	Boston College	68 60				
115	A	Rice	44 67												

Non-Div I Games:

Col umbi a

Average RPI Win: 312  
Average RPI Loss: 175

WON-LOST  
RECORD

WINNING  
PCT. RANK

LAST 10  
GAMES

STRENGTH OF  
SCHEDULE

OPP. STRENGTH  
OF SCHEDULE

TEAM  
RPI

ADJ.  
RPI

CONF.  
RPI

ADJ CONF.  
RPI

DIV. I ONLY	6- 14	276	5- 5	265	312	293	293	31	31
DIV. I NON-CONF.	1- 11	331	0- 4	121	177	297	297	30	30
<hr/>									
TOTALS	RPI 1-25	RPI 26-50	W-L RECORDS	RPI 51-100	RPI 101-999	RPI 201+			
6- 14	0- 3	0- 1	OVERALL	0- 0	6- 10	6- 7			
6- 1	0- 1	0- 0	HOME	0- 0	6- 0	6- 0			
0- 11	0- 0	0- 0	AWAY	0- 0	0- 2	0- 2			
0- 2	0- 1	0- 0	NEUTRAL	0- 0	0- 1	0- 1			
1- 11	0- 3	0- 1	NON-CONFERENCE	0- 0	1- 7	1- 4			
1- 1	0- 1	0- 0	HOME	0- 0	1- 0	1- 0			
0- 8	0- 1	0- 1	AWAY	0- 0	0- 6	0- 3			
0- 2	0- 1	0- 0	NEUTRAL	0- 0	0- 1	0- 1			
5- 3	0- 0	0- 0	CONFERENCE	0- 0	5- 3	5- 3			
5- 0	0- 0	0- 0	HOME	0- 0	5- 0	5- 0			
0- 3	0- 0	0- 0	AWAY	0- 0	0- 3	0- 3			
0- 0	0- 0	0- 0	NEUTRAL	0- 0	0- 0	0- 0			

RPI 1-25				RPI 26-50				RPI 51-100				RPI 101+ Team's RPI: 293			
RPI	S	Opponent	Score	RPI	S	Opponent	Score	RPI	S	Opponent	Score	RPI	S	Opponent	Score
9	A	Baylor	54 100	39	A	West Virginia	43 101					113	A	SFA	59 72
12	N	Missouri	50 73									120	A	Middle Tenn.	39 69
22	H	Maryland	49 113									172	A	Charlotte	49 78
												209	A	Norfolk St.	57 71
												224	A	N.C. A&T	63 64
												238	N	Manhattan	56 74
												261	H	Mt. St. Mary's	68 54
												287	H	Morgan St.	55 53
												309	H	UMES	69 63
												316	A	VCU	47 62
												317	A	Charleston So.	58 72
												320	A	Old Dominion	67 75
												333	H	South Carolina St.	56 39
												334	A	N.C. Central	52 60
												335	H	Florida A&M	62 56
												345	H	Savannah St.	66 57
<hr/>															
LAST 12 Division I GAMES:															
				309	H	UMES	69 63	345	H	Savannah St.	66 57				
				333	H	South Carolina St.	56 39	209	A	Norfolk St.	57 71				
				287	H	Morgan St.	55 53	22	H	Maryland	49 113				
				224	A	N.C. A&T	63 64	316	A	VCU	47 62				
				334	A	N.C. Central	52 60	39	A	West Virginia	43 101				
				335	H	Florida A&M	62 56	120	A	Middle Tenn.	39 69				

Non-Div I Games:

Coppin St.

Loss, Non-Conf, S Site, H Home A Away N Neutral

Average RPI Win: 280  
Average RPI Loss: 167

WON-LOST  
RECORD

WINNING  
PCT. RANK

LAST 10  
GAMES

STRENGTH OF  
SCHEDULE

OPP. STRENGTH  
OF SCHEDULE

TEAM  
RPI

ADJ.  
RPI

CONF.  
RPI

ADJ CONF.  
RPI

DIV. I ONLY	5- 12	280	3- 7	281	221	280	280	9	9
DIV. I NON-CONF.	4- 9	249	3- 5	315	290	298	298	9	9
<hr/>									
TOTALS	RPI 1-25	RPI 26-50	W-L RECORDS	RPI 51-100	RPI 101-999	RPI 201+			
5- 12	0- 0	0- 1	OVERALL	0- 1	5- 10	4- 3			
1- 6	0- 0	0- 0	HOME	0- 0	1- 6	1- 2			
4- 6	0- 0	0- 1	AWAY	0- 1	4- 4	3- 1			
0- 0	0- 0	0- 0	NEUTRAL	0- 0	0- 0	0- 0			
4- 9	0- 0	0- 1	NON-CONFERENCE	0- 0	4- 8	4- 3			
1- 5	0- 0	0- 0	HOME	0- 0	1- 5	1- 2			
3- 4	0- 0	0- 1	AWAY	0- 0	3- 3	3- 1			
0- 0	0- 0	0- 0	NEUTRAL	0- 0	0- 0	0- 0			
1- 3	0- 0	0- 0	CONFERENCE	0- 1	1- 2	0- 0			
0- 1	0- 0	0- 0	HOME	0- 0	0- 1	0- 0			
1- 2	0- 0	0- 0	AWAY	0- 1	1- 1	0- 0			
0- 0	0- 0	0- 0	NEUTRAL	0- 0	0- 0	0- 0			

RPI 1-25				RPI 26-50				RPI 51-100				RPI 101+				Team's RPI: 280	
RPI	S	Opponent	Score	RPI	S	Opponent	Score	RPI	S	Opponent	Score	RPI	S	Opponent	Score		
				42	A	Drexel	39 61	52	A	Princeton	54 75	109	A	Penn	48 68		
												161	H	Binghamton	58 66		
												162	A	Pittsburgh	39 51		
												173	H	Lehigh	57 62		
												179	A	New Hampshire	45 48		
												182	H	Oakland	77 79		
												196	A	Columbia	57 47		
												196	H	Columbia	54 72		
												222	H	Stony Brook	48 40		
												235	H	Lafayette	58 59		
												239	A	Loyola Maryland	63 78		
												270	H	Colgate	70 74		
												291	A	Canisius	67 59		
												341	A	NJIT	61 46		
												348	A	UMass Lowell	71 53		
LAST 12 Division I GAMES:																	
				196	H	Columbia	54 72	179	A	New Hampshire	45 48						
				196	A	Columbia	57 47	42	A	Drexel	39 61						
				52	A	Princeton	54 75	161	H	Binghamton	58 66						
				109	A	Penn	48 68	182	H	Oakland	77 79						
				341	A	NJIT	61 46	222	H	Stony Brook	48 40						
				348	A	UMass Lowell	71 53	235	H	Lafayette	58 59						

Non-Div I Games:

Cornell

Creighton				Through Games Of Jan. 30, 2018							
Average RPI	Win:	113	WON-LOST	WINNING	LAST 10	STRENGTH OF	OPP. STRENGTH	TEAM	ADJ.	CONF.	ADJ CONF.
Average RPI	Loss:	53	RECORD	PCT. RANK	GAMES	SCHEDULE	OF SCHEDULE	RPI	RPI	RPI	RPI
DIV. I ONLY		13- 8		106	6- 4	23	10	44	44	6	6
DIV. I NON-CONF.		6- 4		122	0- 1	11	11	39	39	5	5
-----											
TOTALS	RPI 1-25		RPI 26-50		W-L RECORDS	RPI 51-100		RPI 101-999		RPI 201+	
13- 8	1- 3		2- 1		OVERALL	4- 3		6- 1		1- 0	
8- 3	1- 2		1- 1		HOME	2- 0		4- 0		0- 0	
5- 3	0- 0		1- 0		AWAY	2- 3		2- 0		1- 0	
0- 2	0- 1		0- 0		NEUTRAL	0- 0		0- 1		0- 0	
6- 4	0- 2		2- 0		NON-CONFERENCE	1- 1		3- 1		1- 0	
3- 1	0- 1		1- 0		HOME	0- 0		2- 0		0- 0	
3- 1	0- 0		1- 0		AWAY	1- 1		1- 0		1- 0	
0- 2	0- 1		0- 0		NEUTRAL	0- 0		0- 1		0- 0	
7- 4	1- 1		0- 1		CONFERENCE	3- 2		3- 0		0- 0	
5- 2	1- 1		0- 1		HOME	2- 0		2- 0		0- 0	
2- 2	0- 0		0- 0		AWAY	1- 2		1- 0		0- 0	
0- 0	0- 0		0- 0		NEUTRAL	0- 0		0- 0		0- 0	

RPI 1-25				RPI 26-50				Team's RPI: 44				RPI 51-100				RPI 101+			
RPI	S	Opponent	Score	RPI	S	Opponent	Score					RPI	S	Opponent	Score	RPI	S	Opponent	Score
7	H	Florida St.	82 92	26	H	DePaul	54 82					56	A	St. John's (NY)	65 72	125	H	Georgetown	69 58
8	N	UCLA	63 72	40	H	South Dakota St.	72 65					56	H	St. John's (NY)	53 39	137	H	UNI	89 78
20	H	Marquette	77 92	50	A	Nebraska	64 49					75	A	South Dakota	68 73	143	N	Washington	64 67
21	H	Villanova	69 54									90	A	Butler	53 59	149	H	Wichita St.	66 61
												94	A	Seton Hall I	68 51	185	H	Providence	73 56
												94	H	Seton Hall I	81 64	195	A	Xavier	71 64
												95	A	Drake	108 100	233	A	Omaha	72 51
-----																			
LAST 12 Division I GAMES:																			
94	H	Seton Hall I	81 64	20	H	Marquette	77 92					56	A	St. John's (NY)	65 72				
56	H	St. John's (NY)	53 39									94	A	Seton Hall I	68 51				
195	A	Xavier	71 64									125	H	Georgetown	69 58				
90	A	Butler	53 59									21	H	Villanova	69 54				
185	H	Providence	73 56									7	H	Florida St.	82 92				
26	H	DePaul	54 82																

Non-Div I Games:

Creighton

Average RPI	Win: 203	WON-LOST	WINNING	LAST 10	STRENGTH OF	OPP. STRENGTH	TEAM	ADJ.	CONF.	ADJ CONF.
Average RPI	Loss: 99	RECORD	PCT. RANK	GAMES	SCHEDULE	OF SCHEDULE	RPI	RPI	RPI	RPI
DIV. I ONLY	10- 7	124	4- 6	107	150	107	107	9	9	
DIV. I NON-CONF.	8- 5	111	4- 4	196	213	114	114	9	9	
-----										
TOTALS	RPI 1-25	RPI 26-50	W-L RECORDS	RPI 51-100	RPI 101-999	RPI 201+				
10- 7	0- 1	0- 0	OVERALL	1- 3	9- 3	4- 0				
7- 2	0- 0	0- 0	HOME	1- 1	6- 1	3- 0				
3- 5	0- 1	0- 0	AWAY	0- 2	3- 2	1- 0				
0- 0	0- 0	0- 0	NEUTRAL	0- 0	0- 0	0- 0				
8- 5	0- 1	0- 0	NON-CONFERENCE	0- 2	8- 2	4- 0				
5- 1	0- 0	0- 0	HOME	0- 1	5- 0	3- 0				
3- 4	0- 1	0- 0	AWAY	0- 1	3- 2	1- 0				
0- 0	0- 0	0- 0	NEUTRAL	0- 0	0- 0	0- 0				
2- 2	0- 0	0- 0	CONFERENCE	1- 1	1- 1	0- 0				
2- 1	0- 0	0- 0	HOME	1- 0	1- 1	0- 0				
0- 1	0- 0	0- 0	AWAY	0- 1	0- 0	0- 0				
0- 0	0- 0	0- 0	NEUTRAL	0- 0	0- 0	0- 0				

RPI 1-25				RPI 26-50				RPI 51-100				RPI 101+				Team's RPI: 107
RPI	S	Opponent	Score	RPI	S	Opponent	Score	RPI	S	Opponent	Score	RPI	S	Opponent	Score	
6	A	Ohio St.	70 103					67	A	Albany (NY)	61 76	101	H	Brown	78 73	
								68	A	Harvard	65 76	122	H	Yale	39 57	
								68	H	Harvard	63 56	145	A	Colorado	81 75	
								82	H	Maine	51 64	161	A	Binghamton	64 80	
												171	A	Marist	60 51	
												179	H	New Hampshire	57 49	
												180	H	Boston College	68 57	
												190	A	Army West Point	56 71	
												223	A	Holy Cross	76 74	
												292	H	Vermont	66 56	
												329	H	Rhode Island	70 54	
												341	H	NJIT	81 50	
-----																
LAST 12 Division I GAMES:																
122	H	Yale	39 57	223	A	Holy Cross	76 74									
101	H	Brown	78 73	6	A	Ohio St.	70 103									
68	A	Harvard	65 76	145	A	Colorado	81 75									
68	H	Harvard	63 56	82	H	Maine	51 64									
161	A	Binghamton	64 80	179	H	New Hampshire	57 49									
67	A	Albany (NY)	61 76	171	A	Marist	60 51									

Non-Div I Games:

Dartmouth

RPI 1-25				RPI 26-50				RPI 51-100				RPI 101+				Team's RPI: 146	
RPI	S	Opponent	Score	RPI	S	Opponent	Score	RPI	S	Opponent	Score	RPI	S	Opponent	Score		
17	A	NC State	49 73	46	A	UCF	54 62	51	H	Dayton	68 85	110	A	George Mason	61 74		
								52	H	Princeton	57 63	112	H	George Washington	48 53		
								57	H	Duquesne	54 79	133	A	High Point	82 74		
								65	A	Mercer	54 69	138	A	William & Mary	55 73		
								66	A	Fordham	58 66	172	H	Charlotte	68 66		
								76	H	Elon	58 75	188	A	Furman	62 65		
												220	H	Gardner-Webb	65 70		
												225	A	Richmond	68 65		
												229	A	St. Bonaventure	75 68		
												240	H	UNC Asheville	58 50		
												271	A	Appalachian St.	59 57		
												288	H	Massachusetts	87 81		
												321	A	Western Caro.	70 57		
												329	H	Rhode Island	77 67		
LAST 12 Division I GAMES:																	
				51	H	Dayton	68 85	329	H	Rhode Island	77 67						
				288	H	Massachusetts	87 81	57	H	Duquesne	54 79						
				229	A	St. Bonaventure	75 68	110	A	George Mason	61 74						
				112	H	George Washington	48 53	46	A	UCF	54 62						
				225	A	Richmond	68 65	172	H	Charlotte	68 66						
				66	A	Fordham	58 66	133	A	High Point	82 74						

Davi dson

Average RPI Win: 177

Average RPI Loss: 41

WON-LOST  
RECORDWINNING  
PCT. RANKLAST 10  
GAMESSTRENGTH OF  
SCHEDULEOPP. STRENGTH  
OF SCHEDULETEAM  
RPIADJ.  
RPICONF.  
RPIADJ CONF.  
RPIDIV. I ONLY  
DIV. I NON-CONF.16- 4  
7- 430  
10210- 0  
2- 1141  
5991  
7751  
7151  
7112  
1012  
10

TOTALS

RPI 1-25

RPI 26-50

W-L RECORDS

RPI 51-100

RPI 101-999

RPI 201+

16- 4

0- 1

1- 1

OVERALL

4- 2

11- 0

7- 0

8- 1

0- 1

1- 0

HOME

1- 0

6- 0

4- 0

5- 2

0- 0

0- 0

AWAY

1- 2

4- 0

2- 0

3- 1

0- 0

0- 1

NEUTRAL

2- 0

1- 0

1- 0

7- 4

0- 1

1- 1

NON-CONFERENCE

3- 2

3- 0

3- 0

4- 1

0- 1

1- 0

HOME

1- 0

2- 0

2- 0

0- 2

0- 0

0- 0

AWAY

0- 2

0- 0

0- 0

3- 1

0- 0

0- 1

NEUTRAL

2- 0

1- 0

1- 0

9- 0

0- 0

0- 0

CONFERENCE

1- 0

8- 0

4- 0

4- 0

0- 0

0- 0

HOME

0- 0

4- 0

2- 0

5- 0

0- 0

0- 0

AWAY

1- 0

4- 0

2- 0

0- 0

0- 0

0- 0

NEUTRAL

0- 0

0- 0

0- 0

RPI 1-25

RPI 26-50

RPI 51-100

Team's RPI: 51

RPI 101+

RPI	S	Opponent	Score
13	H	Green Bay	64 75

RPI	S	Opponent	Score
28	H	Virginia	61 46
31	N	South Fla.	87 93

RPI	S	Opponent	Score
58	A	Quinnipiac	66 72
62	A	Tolledo	50 68
66	A	Fordham	63 62
68	N	Harvard	72 66
89	H	James Madison	82 54
92	N	Tulane	71 65

RPI	S	Opponent	Score
105	H	Saint Louis	101 76
112	H	George Washington	66 55
146	A	Davison	85 68
155	A	Saint Joseph's	65 59
221	A	La Salle	76 47
225	A	Richmond	66 59
229	H	St. Bonaventure	80 59
287	H	Morgan St.	88 52
329	H	Rhode Island	116 58
338	N	Mississippi Val.	65 46
340	H	Ark.-Pine Bluff	81 43

LAST 12 Division I GAMES:

146	A	Davison	85 68
225	A	Richmond	66 59
112	H	George Washington	66 55
66	A	Fordham	63 62
105	H	Saint Louis	101 76
229	H	St. Bonaventure	80 59

155	A	Saint Joseph's	65 59
329	H	Rhode Island	116 58
221	A	La Salle	76 47
338	N	Mississippi Val.	65 46
31	N	South Fla.	87 93
89	H	James Madison	82 54

Dayton

Dayton

Non-Div I Games:

Dayton

Loss, 
 Non-Conf, S Site, 
 H Home
A Away 
 N Neutral



Average RPI Win: 128		WON-LOST RECORD	WINNING PCT. RANK	LAST 10 GAMES	STRENGTH OF SCHEDULE	OPP. STRENGTH OF SCHEDULE	TEAM RPI	ADJ. RPI	CONF. RPI	ADJ. CONF. RPI
Average RPI Loss: 21										
DIV. I ONLY		16- 6	58	8- 2	29	7	26	26	6	6
DIV. I NON-CONF.		8- 4	87	1- 1	28	4	47	47	5	5
TOTALS		RPI 1-25	RPI 26-50	W-L RECORDS		RPI 51-100	RPI 101-999	RPI 201+		
16- 6	1- 4		2- 2	OVERALL		5- 0	8- 0	2- 0		
10- 2	1- 1		1- 1	HOME		4- 0	4- 0	2- 0		
4- 3	0- 3		1- 0	AWAY		0- 0	3- 0	0- 0		
2- 1	0- 0		0- 1	NEUTRAL		1- 0	1- 0	0- 0		
8- 4	0- 2		1- 2	NON-CONFERENCE		2- 0	5- 0	2- 0		
5- 2	0- 1		1- 1	HOME		1- 0	3- 0	2- 0		
1- 1	0- 1		0- 0	AWAY		0- 0	1- 0	0- 0		
2- 1	0- 0		0- 1	NEUTRAL		1- 0	1- 0	0- 0		
8- 2	1- 2		1- 0	CONFERENCE		3- 0	3- 0	0- 0		
5- 0	1- 0		0- 0	HOME		3- 0	1- 0	0- 0		
3- 2	0- 2		1- 0	AWAY		0- 0	2- 0	0- 0		
0- 0	0- 0		0- 0	NEUTRAL		0- 0	0- 0	0- 0		

RPI 1-25					RPI 26-50					Team's RPI: 26					RPI 51-100					RPI 101+				
RPI	S	Opponent	Score		RPI	S	Opponent	Score		RPI	S	Opponent	Score		RPI	S	Opponent	Score						
1	A	Notre Dame	82	91	34	N	FGCU	84	89	55	N	Gonzaga	88	71	105	H	Saint Louis	86	78					
2	H	UConn	69	103	37	H	Oklahoma	111	108	56	H	St. John's (NY)	76	67	125	A	Georgetown	78	62					
20	A	Marquette	81	93	44	A	Creighton	82	54	63	H	IUPUI	85	71	176	A	Northwestern	92	63					
20	H	Marquette	95	83	49	H	Northern Colo.	88	94	90	H	Butler	87	65	183	N	Memphis	81	67					
21	A	Villanova	58	84						94	H	Seton Hall	89	66	185	A	Providence	71	48					
LAST 12 Division I GAMES:																								
20	H	Marquette	95	83	185	A	Providence	71	48															
125	A	Georgetown	78	62	20	A	Marquette	81	93															
21	A	Villanova	58	84	56	H	St. John's (NY)	76	67															
90	H	Butler	87	65	94	H	Seton Hall	89	66															
195	H	Xavier	79	48	63	H	IUPUI	85	71															
44	A	Creighton	82	54	1	A	Notre Dame	82	91															

Non-Div I Games:

DePaul

Delaware

Delaware				Through Games Of Jan. 30, 2018									
Average RPI	Win:	224	WON-LOST	WINNING	LAST 10	STRENGTH OF	OPP. STRENGTH	TEAM	ADJ.	CONF.	ADJ CONF.		
Average RPI	Loss:	126	RECORD	PCT. RANK	GAMES	SCHEDULE	OF SCHEDULE	RPI	RPI	RPI	RPI		
DIV. I ONLY		13- 7		88	7- 3	214	195	121	121	10	10		
DIV. I NON-CONF.		7- 4		102	3- 0	244	248	137	137	13	13		
-----													
TOTALS		RPI 1-25		RPI 26-50		W-L RECORDS		RPI 51-100		RPI 101-999		RPI 201+	
13- 7		0- 1		0- 1		OVERALL		2- 2		11- 3		9- 1	
6- 2		0- 0		0- 0		HOME		2- 0		4- 2		4- 0	
6- 4		0- 1		0- 1		AWAY		0- 2		6- 0		4- 0	
1- 1		0- 0		0- 0		NEUTRAL		0- 0		1- 1		1- 1	
7- 4		0- 1		0- 0		NON-CONFERENCE		1- 1		6- 2		4- 1	
3- 1		0- 0		0- 0		HOME		1- 0		2- 1		2- 0	
3- 2		0- 1		0- 0		AWAY		0- 1		3- 0		1- 0	
1- 1		0- 0		0- 0		NEUTRAL		0- 0		1- 1		1- 1	
6- 3		0- 0		0- 1		CONFERENCE		1- 1		5- 1		5- 0	
3- 1		0- 0		0- 0		HOME		1- 0		2- 1		2- 0	
3- 2		0- 0		0- 1		AWAY		0- 1		3- 0		3- 0	
0- 0		0- 0		0- 0		NEUTRAL		0- 0		0- 0		0- 0	

RPI 1-25				RPI 26-50				RPI 51-100				RPI 101+ Team's RPI: 121			
RPI	S	Opponent	Score	RPI	S	Opponent	Score	RPI	S	Opponent	Score	RPI	S	Opponent	Score
24	A	Buffalo	73 87	42	A	Drexel	53 74	52	A	Princeton	60 78	153	H	Northeastern	53 64
								71	H	American	72 56	154	A	Hartford	72 63
								76	A	Elon	51 64	190	A	Army West Point	70 59
								76	H	Elon	80 66	193	H	Boston U.	79 85
												209	A	Hofstra	58 51
												229	A	St. Bonaventure	53 52
												239	H	Loyola Maryland	71 38
												254	A	Col. of Charleston	68 59
												276	A	UNCW	82 49
												276	H	UNCW	80 62
												281	H	Towson	51 49
												311	H	Delaware St.	84 49
												343	N	Saint Peter's	87 90
												344	N	Eastern Ill.	66 37
LAST 12 Division I GAMES:															
276	H	UNCW	80 62	254	A	Col. of Charleston	68 59								
153	H	Northeastern	53 64	76	H	Elon	80 66								
76	A	Elon	51 64	42	A	Drexel	53 74								
276	A	UNCW	82 49	239	H	Loyola Maryland	71 38								
281	H	Towson	51 49	311	H	Delaware St.	84 49								
209	A	Hofstra	58 51	190	A	Army West Point	70 59								

Non-Div I Games:

Delaware

Delaware

Average RPI Win:	329	WON-LOST	WINNING	LAST 10	STRENGTH OF	OPP. STRENGTH	TEAM	ADJ.	CONF.	ADJ CONF.
Average RPI Loss:	163	RECORD	PCT. RANK	GAMES	SCHEDULE	OF SCHEDULE	RPI	RPI	RPI	RPI
DIV. I ONLY	4- 17	311	3- 7	226	275	311	311	31	31	
DIV. I NON-CONF.	1- 12	335	0- 4	104	117	291	291	30	30	
-----										
TOTALS	RPI 1-25	RPI 26-50	W-L RECORDS	RPI 51-100	RPI 101-999	RPI 201+				
4- 17	0- 1	0- 2	OVERALL	0- 1	4- 13	4- 5				
3- 6	0- 0	0- 1	HOME	0- 0	3- 5	3- 3				
1- 9	0- 0	0- 0	AWAY	0- 0	1- 3	1- 1				
0- 2	0- 0	0- 0	NEUTRAL	0- 1	0- 1	0- 0				
1- 12	0- 1	0- 2	NON-CONFERENCE	0- 1	1- 8	1- 1				
1- 3	0- 0	0- 1	HOME	0- 0	1- 2	1- 1				
0- 7	0- 1	0- 1	AWAY	0- 0	0- 5	0- 0				
0- 2	0- 0	0- 0	NEUTRAL	0- 1	0- 1	0- 0				
3- 5	0- 0	0- 0	CONFERENCE	0- 0	3- 5	3- 4				
2- 3	0- 0	0- 0	HOME	0- 0	2- 3	2- 2				
1- 2	0- 0	0- 0	AWAY	0- 0	1- 2	1- 2				
0- 0	0- 0	0- 0	NEUTRAL	0- 0	0- 0	0- 0				

RPI 1-25				RPI 26-50				RPI 51-100				RPI 101+ Team's RPI: 311			
RPI	S	Opponent	Score	RPI	S	Opponent	Score	RPI	S	Opponent	Score	RPI	S	Opponent	Score
23	A	Michigan	36 105	26	A	DePaul	71 110	100	N	Ole Miss	58 110	121	A	Delaware	49 84
				42	H	Drexel	52 73					135	A	Kansas	49 81
												151	H	Bethune-Cookman	60 68
												158	H	Robert Morris	42 65
												167	A	Temple	72 96
												174	A	Florida	51 85
												175	N	Stetson	43 58
												184	A	Fla. Atlantic	67 90
												202	A	Hampton	62 66
												221	H	La Salle	48 71
												224	H	N. C. A&T	48 66
												287	A	Morgan St.	62 54
												333	H	South Carolina St.	58 44
												334	H	N. C. Central	67 74
												335	A	Florida A&M	54 59
												345	H	Savannah St.	93 79
												349	H	Longwood	60 56
-----															
LAST 12 Division I GAMES:															
345	H	Savannah St.	93 79	333	H	South Carolina St.	58 44								
287	A	Morgan St.	62 54	334	H	N. C. Central	67 74								
151	H	Bethune-Cookman	60 68	175	N	Stetson	43 58								
335	A	Florida A&M	54 59	184	A	Fla. Atlantic	67 90								
202	A	Hampton	62 66	174	A	Florida	51 85								
224	H	N. C. A&T	48 66	23	A	Michigan	36 105								

Non-Div I Games:

Delaware St.

Average RPI Win: **286**  
 Average RPI Loss: **95**

WON-LOST  
RECORD

WINNING  
PCT. RANK

LAST 10  
GAMES

STRENGTH OF  
SCHEDULE

OPP. STRENGTH  
OF SCHEDULE

TEAM  
RPI

ADJ.  
RPI

CONF.  
RPI

ADJ CONF.  
RPI

DIV. I ONLY	11- 11	169	5- 5	234	208	199	199	14	14
DIV. I NON-CONF.	8- 6	143	3- 1	302	242	217	217	15	15
<hr/>									
TOTALS	RPI 1-25	RPI 26-50	W-L RECORDS	RPI 51-100	RPI 101-999	RPI 201+			
11- 11	0- 0	0- 2	OVERALL	0- 4	11- 5	11- 0			
3- 5	0- 0	0- 2	HOME	0- 2	3- 1	3- 0			
7- 4	0- 0	0- 0	AWAY	0- 2	7- 2	7- 0			
1- 2	0- 0	0- 0	NEUTRAL	0- 0	1- 2	1- 0			
8- 6	0- 0	0- 1	NON-CONFERENCE	0- 2	8- 3	8- 0			
2- 3	0- 0	0- 1	HOME	0- 1	2- 1	2- 0			
5- 1	0- 0	0- 0	AWAY	0- 1	5- 0	5- 0			
1- 2	0- 0	0- 0	NEUTRAL	0- 0	1- 2	1- 0			
3- 5	0- 0	0- 1	CONFERENCE	0- 2	3- 2	3- 0			
1- 2	0- 0	0- 1	HOME	0- 1	1- 0	1- 0			
2- 3	0- 0	0- 0	AWAY	0- 1	2- 2	2- 0			
0- 0	0- 0	0- 0	NEUTRAL	0- 0	0- 0	0- 0			

RPI	S	Opponent	Score	RPI	S	Opponent	Score	RPI	S	Opponent	Score	RPI	S	Opponent	Score	Team's RPI: 199
40	H	South Dakota St.	58 <b>69</b>	54	H	Wyoming	51 <b>61</b>	108	N	Liberty	69 <b>82</b>					
49	H	Northern Colo.	63 <b>71</b>	71	A	American	53 <b>66</b>	111	N	Miami (OH)	52 <b>69</b>					
				75	A	South Dakota	51 <b>79</b>	119	A	Western Ill.	93 <b>118</b>					
				75	H	South Dakota	60 <b>82</b>	148	H	Colorado St.	56 <b>61</b>					
								191	A	Oral Roberts	60 <b>90</b>					
								207	N	Eastern Mi ch.	60 54					
								233	A	Omaha	85 74					
								255	A	UMKC	77 68					
								266	H	North Dakota St.	98 79					
								295	A	Utah St.	74 72					
								299	A	Cal St. Fullerton	83 58					
								303	A	Fort Wayne	73 55					
								304	H	Utah Valley	72 53					
								322	A	Air Force	75 54					
								328	H	Northern Ariz.	80 73					
								331	A	UMBC	70 48					
<hr/>																
LAST 12 Division I GAMES:																
75	H	South Dakota	60 <b>82</b>	303	A	Fort Wayne	73 55									
119	A	Western Ill.	93 <b>118</b>	304	H	Utah Valley	72 53									
191	A	Oral Roberts	60 <b>90</b>	75	A	South Dakota	51 <b>79</b>									
233	A	Omaha	85 74	255	A	UMKC	77 68									
266	H	North Dakota St.	98 79	108	N	Liberty	69 <b>82</b>									
40	H	South Dakota St.	58 <b>69</b>	295	A	Utah St.	74 72									

Non-Div I Games: Chadron St. 99 55

Denver

**Loss**, **Non-Conf**, **S Site**, **H Home** **A Away** **N Neutral**

Average RPI Win:	318	WON-LOST	WINNING	LAST 10	STRENGTH OF	OPP. STRENGTH	TEAM	ADJ.	CONF.	ADJ CONF.
Average RPI Loss:	129	RECORD	PCT. RANK	GAMES	SCHEDULE	OF SCHEDULE	RPI	RPI	RPI	RPI

DIV. I ONLY	1- 19	345	1- 9	109	117	290	290	11	11
DIV. I NON-CONF.	0- 11	337	0- 3	141	52	313	313	12	12
-----									
TOTALS	RPI 1-25	RPI 26-50	W-L RECORDS	RPI 51-100	RPI 101-999	RPI 201+			
1- 19	0- 2	0- 1	OVERALL	0- 3	1- 13	1- 4			
0- 9	0- 2	0- 1	HOME	0- 1	0- 5	0- 2			
1- 8	0- 0	0- 0	AWAY	0- 2	1- 6	1- 1			
0- 2	0- 0	0- 0	NEUTRAL	0- 0	0- 2	0- 1			
0- 11	0- 1	0- 1	NON-CONFERENCE	0- 2	0- 7	0- 2			
0- 5	0- 1	0- 1	HOME	0- 1	0- 2	0- 1			
0- 4	0- 0	0- 0	AWAY	0- 1	0- 3	0- 0			
0- 2	0- 0	0- 0	NEUTRAL	0- 0	0- 2	0- 1			
1- 8	0- 1	0- 0	CONFERENCE	0- 1	1- 6	1- 2			
0- 4	0- 1	0- 0	HOME	0- 0	0- 3	0- 1			
1- 4	0- 0	0- 0	AWAY	0- 1	1- 3	1- 1			
0- 0	0- 0	0- 0	NEUTRAL	0- 0	0- 0	0- 0			

RPI 1-25				RPI 26-50				RPI 51-100				RPI 101+ Team's RPI: 290			
RPI	S	Opponent	Score	RPI	S	Opponent	Score	RPI	S	Opponent	Score	RPI	S	Opponent	Score
13	H	Green Bay	27 85	41	H	Michigan St.	60 97	62	H	Toledo	64 81	102	H	Wright St.	60 88
23	H	Michigan	50 86					63	A	IUPUI	62 90	106	H	Milwaukee	61 70
								98	A	Western Mich.	62 74	111	A	Miami (OH)	64 91
												118	N	Clemson	44 72
												123	A	Kent St.	74 82
												131	A	Cleveland St.	50 75
												142	H	Bowling Green	81 85
												182	A	Oakland	50 83
												194	A	Illinois	65 73
												207	H	Eastern Mich.	76 78
												234	N	North Texas	57 63
												242	A	Youngstown St.	59 76
												267	H	Northern Ky.	67 78
												318	A	Ill. -Chicago	61 58
-----															
LAST 12 Division I GAMES:															
182	A	Oakland	50 83	267	H	Northern Ky.	67 78	131	A	Cleveland St.	50 75	242	A	Youngstown St.	59 76
106	H	Milwaukee	61 70					62	H	Toledo	64 81				
13	H	Green Bay	27 85					207	H	Eastern Mich.	76 78	194	A	Illinois	65 73
318	A	Ill. -Chicago	61 58												
63	A	IUPUI	62 90												
102	H	Wright St.	60 88												

Non-Div I Games:

Detroit Mercy

Average RPI Win: 214

Average RPI Loss: 47

WON-LOST  
RECORDWINNING  
PCT. RANKLAST 10  
GAMESSTRENGTH OF  
SCHEDULEOPP. STRENGTH  
OF SCHEDULETEAM  
RPIADJ.  
RPICONF.  
RPIADJ CONF.  
RPIDIV. I ONLY  
DIV. I NON-CONF.13- 7  
4- 788  
2269- 1  
0- 3112  
16137  
2395  
13295  
13224  
2224  
22

TOTALS

RPI 1-25

RPI 26-50

W-L RECORDS

RPI 51-100

RPI 101-999

RPI 201+

13- 7

0- 1

0- 4

OVERALL

0- 1

13- 1

7- 0

8- 3

0- 0

0- 3

HOME

0- 0

8- 0

4- 0

4- 3

0- 1

0- 1

AWAY

0- 1

4- 0

2- 0

1- 1

0- 0

0- 0

NEUTRAL

0- 0

1- 1

1- 0

4- 7

0- 1

0- 4

NON-CONFERENCE

0- 1

4- 1

1- 0

3- 3

0- 0

0- 3

HOME

0- 0

3- 0

0- 0

0- 3

0- 1

0- 1

AWAY

0- 1

0- 0

0- 0

1- 1

0- 0

0- 0

NEUTRAL

0- 0

1- 1

1- 0

9- 0

0- 0

0- 0

CONFERENCE

0- 0

9- 0

6- 0

5- 0

0- 0

0- 0

HOME

0- 0

5- 0

4- 0

4- 0

0- 0

0- 0

AWAY

0- 0

4- 0

2- 0

0- 0

0- 0

0- 0

NEUTRAL

0- 0

0- 0

0- 0

RPI 1-25

RPI 26-50

RPI 51-100

Team's RPI: 95

RPI 101+

RPI	S	Opponent	Score
4	A	Oregon	77 110

RPI	S	Opponent	Score
30	A	Iowa	66 79
40	H	South Dakota St.	78 85
44	H	Creighton	100 108
50	H	Nebraska	84 89

RPI	S	Opponent	Score
54	A	Wyoming	61 75

RPI	S	Opponent	Score
106	H	Milwaukee	77 73
108	H	Liberty	96 68
110	N	George Mason	75 87
126	A	Missouri St.	80 68
130	H	Iowa St.	83 80
137	H	UNI	81 64
140	A	Southern Ill.	75 64
236	A	Bradley	84 75
253	H	Indiana St.	85 64
268	A	Illinois St.	65 58
286	H	Valparaiso	86 50
308	H	Loyola Chicago	72 46
338	N	Mississippi Val.	96 60
347	H	Evansville	107 66

LAST 12 Division I GAMES:

236	A	Bradley	84 75
268	A	Illinois St.	65 58
137	H	UNI	81 64
347	H	Evansville	107 66
253	H	Indiana St.	85 64
140	A	Southern Ill.	75 64

126	A	Missouri St.	80 68
308	H	Loyola Chicago	72 46
286	H	Valparaiso	86 50
30	A	Iowa	66 79
40	H	South Dakota St.	78 85
50	H	Nebraska	84 89

Non-Div I Games: Iowa Wesleyan 102 25

Drake

Loss, 
 Non-Conf, S Site, 
 H Home
A Away 
 N Neutral

Average RPI Win: **186**  
 Average RPI Loss: **61**

WON-LOST  
RECORD

WINNING  
PCT. RANK

LAST 10  
GAMES

STRENGTH OF  
SCHEDULE

OPP. STRENGTH  
OF SCHEDULE

TEAM  
RPI

ADJ.  
RPI

CONF.  
RPI

ADJ CONF.  
RPI

DIV. I ONLY	16- 5	45	9- 1	91	126	42	42	10	10
DIV. I NON-CONF.	8- 4	87	2- 1	150	93	79	79	13	13
<hr/>									
TOTALS	RPI 1-25	RPI 26-50	W-L RECORDS	RPI 51-100	RPI 101-999	RPI 201+			
16- 5	0- 1	0- 1	OVERALL	2- 3	14- 0	8- 0			
9- 0	0- 0	0- 0	HOME	1- 0	8- 0	5- 0			
6- 3	0- 1	0- 0	AWAY	0- 2	6- 0	3- 0			
1- 2	0- 0	0- 1	NEUTRAL	1- 1	0- 0	0- 0			
8- 4	0- 1	0- 1	NON-CONFERENCE	1- 2	7- 0	5- 0			
4- 0	0- 0	0- 0	HOME	0- 0	4- 0	3- 0			
3- 2	0- 1	0- 0	AWAY	0- 1	3- 0	2- 0			
1- 2	0- 0	0- 1	NEUTRAL	1- 1	0- 0	0- 0			
8- 1	0- 0	0- 0	CONFERENCE	1- 1	7- 0	3- 0			
5- 0	0- 0	0- 0	HOME	1- 0	4- 0	2- 0			
3- 1	0- 0	0- 0	AWAY	0- 1	3- 0	1- 0			
0- 0	0- 0	0- 0	NEUTRAL	0- 0	0- 0	0- 0			

RPI 1-25				RPI 26-50				Team's RPI: 42				RPI 51-100				RPI 101+			
RPI	S	Opponent	Score	RPI	S	Opponent	Score	RPI	S	Opponent	Score	RPI	S	Opponent	Score	RPI	S	Opponent	Score
25	A	Syracuse	62 72	39	N	West Virginia	42 75	74	N	Virginia Tech	67 79	121	H	Delaware	74 53				
								76	H	Elon	58 56	138	A	William & Mary	65 58				
								80	A	Penn St.	70 84	144	H	Bucknell	63 54				
								89	A	James Madison	48 56	153	A	Northeastern	69 58				
								90	N	Butler	76 62	153	H	Northeastern	58 50				
												155	A	Saint Joseph's	65 58				
												209	A	Hofstra	58 47				
												209	H	Hofstra	47 38				
												212	A	Niagara	66 65				
												221	H	La Salle	79 54				
												235	H	Lafayette	52 37				
												276	H	UNCW	68 42				
												280	H	Cornell	61 39				
												311	A	Delaware St.	73 52				
LAST 12 Division I GAMES:																			
153	H	Northeastern	58 50	138	A	William & Mary	65 58												
76	H	Elon	58 56	209	H	Hofstra	47 38												
209	A	Hofstra	58 47	121	H	Delaware	74 53												
153	A	Northeastern	69 58	280	H	Cornell	61 39												
276	H	UNCW	68 42	155	A	Saint Joseph's	65 58												
89	A	James Madison	48 56	25	A	Syracuse	62 72												

Non-Div I Games:

Drexel





D  
u  
q  
u  
e  
s  
n  
e

Duquesne				Through Games Of Jan. 30, 2018						
Average RPI Win:	191	WON-LOST	WINNING	LAST 10	STRENGTH OF	OPP. STRENGTH	TEAM	ADJ.	CONF.	ADJ CONF.
Average RPI Loss:	100	RECORD	PCT. RANK	GAMES	SCHEDULE	OF SCHEDULE	RPI	RPI	RPI	RPI
DIV. I ONLY	18- 3	12	9- 1	215	97	57	57	12	12	
DIV. I NON-CONF.	10- 3	51	3- 1	200	51	57	57	10	10	
-----										
TOTALS	RPI 1-25	RPI 26-50	W-L RECORDS	RPI 51-100	RPI 101-999	RPI 201+				
18- 3	0- 1	2- 0	OVERALL	1- 0	15- 2	9- 0				
10- 0	0- 0	1- 0	HOME	1- 0	8- 0	6- 0				
7- 2	0- 0	1- 0	AWAY	0- 0	6- 2	2- 0				
1- 1	0- 1	0- 0	NEUTRAL	0- 0	1- 0	1- 0				
10- 3	0- 1	2- 0	NON-CONFERENCE	1- 0	7- 2	5- 0				
6- 0	0- 0	1- 0	HOME	1- 0	4- 0	3- 0				
3- 2	0- 0	1- 0	AWAY	0- 0	2- 2	1- 0				
1- 1	0- 1	0- 0	NEUTRAL	0- 0	1- 0	1- 0				
8- 0	0- 0	0- 0	CONFERENCE	0- 0	8- 0	4- 0				
4- 0	0- 0	0- 0	HOME	0- 0	4- 0	3- 0				
4- 0	0- 0	0- 0	AWAY	0- 0	4- 0	1- 0				
0- 0	0- 0	0- 0	NEUTRAL	0- 0	0- 0	0- 0				

RPI 1-25				RPI 26-50				RPI 51-100 Team's RPI: 57				RPI 101+			
RPI S	Opponent	Score		RPI S	Opponent	Score		RPI S	Opponent	Score		RPI S	Opponent	Score	
2 N	UConn	52	104	28 A	Virginia	74	63	62 H	Toledo	73	54	110 H	George Mason	71	64
				36 H	Central Mich.	64	61					112 A	George Washington	54	53
												127 A	ETSU	77	81
												146 A	Dav idson	79	54
												147 H	Saint Francis (PA)	87	68
												155 A	Saint Joseph's	61	42
												162 A	Pi ttsburgh	66	53
												172 A	Charl otte	72	75
												217 H	Akron	66	60
												221 H	La Salle	78	50
												224 N	N. C. A&T	73	60
												229 H	St. Bonaventure	73	59
												288 H	Massachusetts	60	57
												310 H	Central Conn. St.	83	58
												316 A	VCU	70	51
												337 A	Wi nthrop	81	54
												342 H	Iona	80	59
-----															
LAST 12 Division I GAMES:															
229 H	St. Bonaventure	73	59	146 A	Dav idson	79	54								
155 A	Saint Joseph's	61	42	288 H	Massachusetts	60	57								
110 H	George Mason	71	64	2 N	UConn	52	104								
221 H	La Salle	78	50	36 H	Central Mich.	64	61								
112 A	George Washington	54	53	217 H	Akron	66	60								
316 A	VCU	70	51	62 H	Toledo	73	54								

Non-Div I Games:

Duquesne

D  
u  
q  
u  
e  
s  
n  
e

Average RPI Win:	230	WON-LOST	WINNING	LAST 10	STRENGTH OF	OPP. STRENGTH	TEAM	ADJ.	CONF.	ADJ CONF.
Average RPI Loss:	70	RECORD	PCT. RANK	GAMES	SCHEDULE	OF SCHEDULE	RPI	RPI	RPI	RPI
DIV. I ONLY	12- 9	133	6- 3	160	90	127	127	17	17	
DIV. I NON-CONF.	6- 8	209	0- 4	154	33	160	160	17	17	
-----										
TOTALS	RPI 1-25	RPI 26-50	W-L RECORDS	RPI 51-100	RPI 101-999	RPI 201+				
12- 9	0- 3	0- 2	OVERALL	2- 3	10- 1	7- 1				
7- 3	0- 0	0- 1	HOME	2- 1	5- 1	3- 1				
5- 3	0- 2	0- 1	AWAY	0- 0	5- 0	4- 0				
0- 3	0- 1	0- 0	NEUTRAL	0- 2	0- 0	0- 0				
6- 8	0- 3	0- 2	NON-CONFERENCE	1- 2	5- 1	4- 1				
3- 2	0- 0	0- 1	HOME	1- 0	2- 1	1- 1				
3- 3	0- 2	0- 1	AWAY	0- 0	3- 0	3- 0				
0- 3	0- 1	0- 0	NEUTRAL	0- 2	0- 0	0- 0				
6- 1	0- 0	0- 0	CONFERENCE	1- 1	5- 0	3- 0				
4- 1	0- 0	0- 0	HOME	1- 1	3- 0	2- 0				
2- 0	0- 0	0- 0	AWAY	0- 0	2- 0	1- 0				
0- 0	0- 0	0- 0	NEUTRAL	0- 0	0- 0	0- 0				

RPI 1-25				RPI 26-50				RPI 51-100				RPI 101+				Team's RPI: 127
RPI	S	Opponent	Score	RPI	S	Opponent	Score	RPI	S	Opponent	Score	RPI	S	Opponent	Score	
1	N	Notre Dame	46 77	41	H	Michigan St.	74 83	57	H	Duquesne	81 77	170	H	Cincinnati	87 77	
10	A	Tennessee	49 87	48	A	Houston	69 88	65	H	Mercer	65 85	187	H	Samford	76 48	
17	A	NC State	58 70					79	N	Washington St.	76 80	188	A	Furman	69 57	
								91	H	Chattanooga	65 58	231	H	UNCG	60 52	
								98	N	Western Mich.	79 87	267	H	Northern Ky.	45 57	
												271	A	Appalachian St.	70 57	
												277	A	Wofford	61 58	
												298	A	Murray St.	96 68	
												321	H	Western Caro.	66 50	
												330	H	Tennessee Tech	74 55	
												337	A	Winthrop	74 63	
-----																
LAST 12 Division I GAMES:																
187	H	Samford	76 48	321	H	Western Caro.	66 50	267	H	Northern Ky.	45 57					
65	H	Mercer	65 85	41	H	Michigan St.	74 83	17	A	NC State	58 70					
277	A	Wofford	61 58	48	A	Houston	69 88	91	H	Chattanooga	65 58					
188	A	Furman	69 57	337	A	Winthrop	74 63	231	H	UNCG	60 52					

Non-Div I Games: North Greenville 90 67

ETSU

■ Loss, 
 ■ Non-Conf, 
 ■ S Site, 
 ■ H Home 
 ■ A Away 
 N Neutral

Average RPI Win:	228	WON-LOST	WINNING	LAST 10	STRENGTH OF	OPP. STRENGTH	TEAM	ADJ.	CONF.	ADJ CONF.
Average RPI Loss:	159	RECORD	PCT. RANK	GAMES	SCHEDULE	OF SCHEDULE	RPI	RPI	RPI	RPI
DIV. I ONLY	12- 10	149	5- 5	268	157	226	226	8	8	
DIV. I NON-CONF.	8- 5	111	2- 1	332	329	264	264	7	7	
-----										
TOTALS	RPI 1-25	RPI 26-50	W-L RECORDS	RPI 51-100	RPI 101-999	RPI 201+				
12- 10	0- 1	1- 0	OVERALL	0- 1	11- 8	7- 3				
9- 4	0- 1	1- 0	HOME	0- 0	8- 3	5- 1				
2- 4	0- 0	0- 0	AWAY	0- 1	2- 0	1- 0				
1- 2	0- 0	0- 0	NEUTRAL	0- 0	1- 2	1- 0				
8- 5	0- 0	0- 0	NON-CONFERENCE	0- 0	8- 5	7- 2				
6- 2	0- 0	0- 0	HOME	0- 0	6- 2	5- 1				
1- 1	0- 0	0- 0	AWAY	0- 0	1- 1	1- 1				
1- 2	0- 0	0- 0	NEUTRAL	0- 0	1- 2	1- 0				
4- 5	0- 1	1- 0	CONFERENCE	0- 1	3- 3	0- 1				
3- 2	0- 1	1- 0	HOME	0- 0	2- 1	0- 0				
1- 3	0- 0	0- 0	AWAY	0- 1	1- 2	0- 1				
0- 0	0- 0	0- 0	NEUTRAL	0- 0	0- 0	0- 0				

RPI 1-25				RPI 26-50				RPI 51-100				RPI 101+ Team's RPI: 226			
RPI	S	Opponent	Score	RPI	S	Opponent	Score	RPI	S	Opponent	Score	RPI	S	Opponent	Score
2	H	UConn	35 <b>96</b>	48	H	Houston	80 78	92	A	Tulane	58 <b>64</b>	117	N	UTEP	79 <b>93</b>
												138	H	William & Mary	65 <b>71</b>
												149	H	Wichita St.	77 67
												165	N	Jacksonville St.	73 <b>82</b>
												166	H	Tulsa	73 67
												170	A	Cincinnati	79 70
												170	H	Cincinnati	54 <b>66</b>
												172	H	Charlotte	58 55
												183	A	Memphis	36 <b>72</b>
												209	H	Norfolk St.	51 46
												219	A	SMU	51 <b>65</b>
												225	H	Richmond	64 <b>65</b>
												265	N	Rider	66 63
												269	A	Kennesaw St.	66 56
												276	A	UNCW	62 <b>66</b>
												305	H	USC Upstate	66 53
												309	H	UMES	64 54
												334	H	N.C. Central	73 61
												345	H	Savannah St.	103 37
-----															
LAST 12 Division I GAMES:															
149	H	Wichita St.	77 67	183	A	Memphis	36 <b>72</b>	2	A	UConn	35 <b>96</b>	170	H	Cincinnati	54 <b>66</b>
170	A	Cincinnati	79 70	2	H	UConn	35 <b>96</b>	170	H	Cincinnati	54 <b>66</b>	309	H	UMES	64 54
92	A	Tulane	58 <b>64</b>	170	H	Cincinnati	54 <b>66</b>	345	H	Savannah St.	103 37	117	N	UTEP	79 <b>93</b>
48	H	Houston	80 78	309	H	UMES	64 54								
219	A	SMU	51 <b>65</b>												
166	H	Tulsa	73 67												

Non-Div I Games:

East Carolina

Average RPI Win:	347	WON-LOST	WINNING	LAST 10	STRENGTH OF	OPP. STRENGTH	TEAM	ADJ.	CONF.	ADJ CONF.
Average RPI Loss:	203	RECORD	PCT. RANK	GAMES	SCHEDULE	OF SCHEDULE	RPI	RPI	RPI	RPI
DIV. I ONLY	2- 19	339	1- 9	276	340	344	344	26	26	
DIV. I NON-CONF.	1- 10	327	0- 2	289	306	343	343	27	27	
-----										
TOTALS	RPI 1-25	RPI 26-50	W-L RECORDS	RPI 51-100	RPI 101-999	RPI 201+				
2- 19	0- 0	0- 0	OVERALL	0- 2	2- 17	2- 10				
2- 7	0- 0	0- 0	HOME	0- 1	2- 6	2- 4				
0- 11	0- 0	0- 0	AWAY	0- 1	0- 10	0- 6				
0- 1	0- 0	0- 0	NEUTRAL	0- 0	0- 1	0- 0				
1- 10	0- 0	0- 0	NON-CONFERENCE	0- 0	1- 10	1- 4				
1- 4	0- 0	0- 0	HOME	0- 0	1- 4	1- 3				
0- 5	0- 0	0- 0	AWAY	0- 0	0- 5	0- 1				
0- 1	0- 0	0- 0	NEUTRAL	0- 0	0- 1	0- 0				
1- 9	0- 0	0- 0	CONFERENCE	0- 2	1- 7	1- 6				
1- 3	0- 0	0- 0	HOME	0- 1	1- 2	1- 1				
0- 6	0- 0	0- 0	AWAY	0- 1	0- 5	0- 5				
0- 0	0- 0	0- 0	NEUTRAL	0- 0	0- 0	0- 0				

RPI 1-25				RPI 26-50				RPI 51-100				RPI 101+ Team's RPI: 344					
RPI	S	Opponent	Score	RPI	S	Opponent	Score	RPI	S	Opponent	Score	RPI	S	Opponent	Score		
								77	A	Bel mont	37	59	102	A	Wright St.	46	81
								77	H	Bel mont	58	86	121	N	Del aware	37	66
													131	A	Clevel and St.	69	77
													139	H	Northern Ill.	64	93
													155	A	Saint Joseph' s	62	80
													176	A	Northwestern	40	74
													201	H	Southeast Mo. St.	54	77
													215	A	Morehead St.	81	89
													228	H	UT Martin	44	72
													234	H	North Texas	61	63
													236	H	Bradley	52	67
													243	A	Austin Peay	59	69
													286	H	Val parai so	67	76
													296	A	Eastern Ky.	51	67
													298	A	Murray St.	61	72
													303	A	Fort Wayne	77	93
													346	A	Tennessee St.	68	86
													346	H	Tennessee St.	66	59
													347	H	Evansvi lle	79	52
LAST 12 Division I GAMES:																	
346	A	Tennessee St.	68	86	296	A	Eastern Ky.	51	67								
77	A	Bel mont	37	59	215	A	Morehead St.	81	89								
201	H	Southeast Mo. St.	54	77	243	A	Austin Peay	59	69								
228	H	UT Martin	44	72	298	A	Murray St.	61	72								
77	H	Bel mont	58	86	176	A	Northwestern	40	74								
346	H	Tennessee St.	66	59	234	H	North Texas	61	63								

Non-Div I Games:

Eastern Ill.

Average RPI Win: 287

Average RPI Loss: 176

WON-LOST  
RECORDWINNING  
PCT. RANKLAST 10  
GAMESSTRENGTH OF  
SCHEDULEOPP. STRENGTH  
OF SCHEDULETEAM  
RPIADJ.  
RPICONF.  
RPIADJ CONF.  
RPIDIV. I ONLY  
DIV. I NON-CONF.6- 12  
2- 6261  
2804- 6  
0- 1335  
297187  
72296  
288296  
28826  
2726  
27

TOTALS

RPI 1-25

RPI 26-50

W-L RECORDS

RPI 51-100

RPI 101-999

RPI 201+

6- 12

0- 0

0- 0

OVERALL

0- 1

6- 11

5- 4

4- 3

0- 0

0- 0

HOME

0- 1

4- 2

3- 0

2- 9

0- 0

0- 0

AWAY

0- 0

2- 9

2- 4

0- 0

0- 0

0- 0

NEUTRAL

0- 0

0- 0

0- 0

2- 6

0- 0

0- 0

NON-CONFERENCE

0- 1

2- 5

2- 1

1- 2

0- 0

0- 0

HOME

0- 1

1- 1

1- 0

1- 4

0- 0

0- 0

AWAY

0- 0

1- 4

1- 1

0- 0

0- 0

0- 0

NEUTRAL

0- 0

0- 0

0- 0

4- 6

0- 0

0- 0

CONFERENCE

0- 0

4- 6

3- 3

3- 1

0- 0

0- 0

HOME

0- 0

3- 1

2- 0

1- 5

0- 0

0- 0

AWAY

0- 0

1- 5

1- 3

0- 0

0- 0

0- 0

NEUTRAL

0- 0

0- 0

0- 0

RPI 1-25

RPI 26-50

RPI 51-100

RPI 101+

Team's RPI: 296

RPI S Opponent Score

RPI S Opponent Score

RPI S Opponent Score

RPI S Opponent Score

78 H Ohio 57 69

110 A George Mason 41 64

123 H Kent St. 57 65

134 H SIUE 60 62

142 A Bowling Green 60 77

165 A Jacksonville St. 51 65

165 H Jacksonville St. 48 44

170 A Cincinnati 53 64

201 A Southeast Mo. St. 55 69

217 A Akron 45 62

228 A UT Martin 49 77

231 H UNCG 70 59

243 A Austin Peay 45 59

298 A Murray St. 68 75

321 A Western Caro. 62 59

330 A Tennessee Tech 76 68

330 H Tennessee Tech 55 53

344 H Eastern Ill. 67 51

LAST 12 Division I GAMES:

298 A Murray St. 68 75 344 H Eastern Ill. 67 51

243 A Austin Peay 45 59 134 H SIUE 60 62

165 H Jacksonville St. 48 44 330 A Tennessee Tech 76 68

330 H Tennessee Tech 55 53 165 A Jacksonville St. 51 65

201 A Southeast Mo. St. 55 69 110 A George Mason 41 64

228 A UT Martin 49 77 123 H Kent St. 57 65

E  
a  
s  
t  
e  
r  
n  
K  
y  
.E  
a  
s  
t  
e  
r  
n  
K  
y  
.

Non-Div I Games: Ohio Christian 69 45

Eastern Ky.

Loss, Non-Conf, S Site, H Home A Away N Neutral

Average RPI Win:	191	WON-LOST	WINNING	LAST 10	STRENGTH OF	OPP. STRENGTH	TEAM	ADJ.	CONF.	ADJ CONF.
Average RPI Loss:	157	RECORD	PCT. RANK	GAMES	SCHEDULE	OF SCHEDULE	RPI	RPI	RPI	RPI
DIV. I ONLY	8- 11	219	6- 4	229	173	207	207	7	7	
DIV. I NON-CONF.	3- 7	254	2- 1	335	319	314	314	8	8	
-----										
TOTALS	RPI 1-25	RPI 26-50	W-L RECORDS	RPI 51-100	RPI 101-999	RPI 201+				
8- 11	0- 1	0- 0	OVERALL	2- 1	6- 9	3- 3				
4- 2	0- 0	0- 0	HOME	2- 0	2- 2	2- 0				
4- 8	0- 1	0- 0	AWAY	0- 1	4- 6	1- 3				
0- 1	0- 0	0- 0	NEUTRAL	0- 0	0- 1	0- 0				
3- 7	0- 0	0- 0	NON-CONFERENCE	0- 1	3- 6	3- 3				
2- 0	0- 0	0- 0	HOME	0- 0	2- 0	2- 0				
1- 6	0- 0	0- 0	AWAY	0- 1	1- 5	1- 3				
0- 1	0- 0	0- 0	NEUTRAL	0- 0	0- 1	0- 0				
5- 4	0- 1	0- 0	CONFERENCE	2- 0	3- 3	0- 0				
2- 2	0- 0	0- 0	HOME	2- 0	0- 2	0- 0				
3- 2	0- 1	0- 0	AWAY	0- 0	3- 1	0- 0				
0- 0	0- 0	0- 0	NEUTRAL	0- 0	0- 0	0- 0				

RPI 1-25				RPI 26-50				RPI 51-100				RPI 101+				Team's RPI: 207
RPI	S	Opponent	Score	RPI	S	Opponent	Score	RPI	S	Opponent	Score	RPI	S	Opponent	Score	
24	A	Buffalo	92 97					53	A	Minnesota	56 80	111	A	Miami (OH)	74 59	
								62	H	Toledo	70 57	111	H	Miami (OH)	69 73	
								98	H	Western Mich.	69 67	123	A	Kent St.	69 76	
												123	H	Kent St.	60 67	
												131	A	Cleveland St.	65 77	
												139	A	Northern Ill.	83 76	
												142	A	Bowling Green	54 52	
												150	A	Loyola Marymount	64 73	
												199	N	Denver	54 60	
												229	A	St. Bonaventure	51 70	
												268	A	Illinois St.	56 65	
												290	A	Detroit Mercy	78 76	
												318	A	Ill. -Chicago	70 73	
												335	H	Florida A&M	83 61	
												349	H	Longwood	73 44	
-----																
LAST 12 Division I GAMES:																
24	A	Buffalo	92 97	62	H	Toledo	70 57									
111	H	Miami (OH)	69 73	142	A	Bowling Green	54 52									
139	A	Northern Ill.	83 76	123	H	Kent St.	60 67									
98	H	Western Mich.	69 67	349	H	Longwood	73 44									
111	A	Miami (OH)	74 59	290	A	Detroit Mercy	78 76									
123	A	Kent St.	69 76	268	A	Illinois St.	56 65									

Non-Div I Games: Rochester College 62 29

Eastern Mich.

Average RPI	Win:	249	WON-LOST	WINNING	LAST 10	STRENGTH OF	OPP. STRENGTH	TEAM	ADJ.	CONF.	ADJ CONF.
Average RPI	Loss:	99	RECORD	PCT. RANK	GAMES	SCHEDULE	OF SCHEDULE	RPI	RPI	RPI	RPI
DIV. I ONLY		9- 11		206	6- 4	192	114	205	205	19	19
DIV. I NON-CONF.		4- 7		226	1- 2	102	171	194	194	14	14
-----											
TOTALS	RPI 1-25		RPI 26-50		W-L RECORDS	RPI 51-100		RPI 101-999		RPI 201+	
9- 11	0- 1		0- 3		OVERALL	0- 2		9- 5		6- 0	
6- 3	0- 0		0- 1		HOME	0- 0		6- 2		3- 0	
2- 7	0- 1		0- 2		AWAY	0- 1		2- 3		2- 0	
1- 1	0- 0		0- 0		NEUTRAL	0- 1		1- 0		1- 0	
4- 7	0- 1		0- 1		NON-CONFERENCE	0- 2		4- 3		3- 0	
2- 2	0- 0		0- 0		HOME	0- 0		2- 2		1- 0	
1- 4	0- 1		0- 1		AWAY	0- 1		1- 1		1- 0	
1- 1	0- 0		0- 0		NEUTRAL	0- 1		1- 0		1- 0	
5- 4	0- 0		0- 2		CONFERENCE	0- 0		5- 2		3- 0	
4- 1	0- 0		0- 1		HOME	0- 0		4- 0		2- 0	
1- 3	0- 0		0- 1		AWAY	0- 0		1- 2		1- 0	
0- 0	0- 0		0- 0		NEUTRAL	0- 0		0- 0		0- 0	

RPI 1-25				RPI 26-50				RPI 51-100				RPI 101+				Team's RPI: 205
RPI	S	Opponent	Score	RPI	S	Opponent	Score	RPI	S	Opponent	Score	RPI	S	Opponent	Score	
4	A	Oregon	40 81	47	A	Purdue	40 65	55	A	Gonzaga	45 69	124	H	BYU	69 73	
				49	A	Northern Colo.	62 68	87	N	Saint Mary's (CA)	56 76	132	A	Portland St.	60 75	
				49	H	Northern Colo.	65 70					152	A	North Dakota	79 81	
												152	H	North Dakota	74 70	
												160	H	Idaho	71 64	
												169	H	Cal Poly	75 72	
												192	A	Fresno St.	56 81	
												200	H	Boise St.	57 61	
												228	N	UT Martin	61 58	
												273	A	Sacramento St.	83 72	
												304	H	Utah Valley	61 41	
												307	H	Southern Utah	58 41	
												322	A	Air Force	65 63	
												328	H	Northern Ariz.	82 62	
-----																
LAST 12 Division I GAMES:																
				49	A	Northern Colo.	62 68	132	A	Portland St.	60 75					
				152	A	North Dakota	79 81	152	H	North Dakota	74 70					
				307	H	Southern Utah	58 41	49	H	Northern Colo.	65 70					
				328	H	Northern Ariz.	82 62	228	N	UT Martin	61 58					
				160	H	Idaho	71 64	87	N	Saint Mary's (CA)	56 76					
				273	A	Sacramento St.	83 72	47	A	Purdue	40 65					

Non-Div I Games: Multnomah 88 42

Eastern Wash.

Average RPI	Win:	207	WON-LOST	WINNING	LAST 10	STRENGTH OF	OPP. STRENGTH	TEAM	ADJ.	CONF.	ADJ CONF.
Average RPI	Loss:	77	RECORD	PCT. RANK	GAMES	SCHEDULE	OF SCHEDULE	RPI	RPI	RPI	RPI
DIV. I ONLY		12- 7		103	6- 4	104	152	76	76	10	10
DIV. I NON-CONF.		7- 3		74	2- 1	169	76	64	64	13	13
-----											
TOTALS	RPI 1-25		RPI 26-50		W-L RECORDS	RPI 51-100		RPI 101-999		RPI 201+	
12- 7	0- 1		1- 2		OVERALL	1- 1		10- 3		7- 0	
7- 0	0- 0		0- 0		HOME	0- 0		7- 0		5- 0	
4- 6	0- 0		1- 0		AWAY	0- 0		3- 0		2- 0	
1- 1	0- 0		0- 1		NEUTRAL	1- 0		0- 0		0- 0	
7- 3	0- 1		1- 1		NON-CONFERENCE	1- 0		5- 1		4- 0	
3- 0	0- 0		0- 0		HOME	0- 0		3- 0		3- 0	
3- 2	0- 1		1- 0		AWAY	0- 0		2- 1		1- 0	
1- 1	0- 0		0- 1		NEUTRAL	1- 0		0- 0		0- 0	
5- 4	0- 0		0- 1		CONFERENCE	0- 1		5- 2		3- 0	
4- 0	0- 0		0- 0		HOME	0- 0		4- 0		2- 0	
1- 4	0- 0		0- 1		AWAY	0- 1		1- 2		1- 0	
0- 0	0- 0		0- 0		NEUTRAL	0- 0		0- 0		0- 0	

RPI 1-25				RPI 26-50				RPI 51-100				RPI 101+			
RPI	S	Opponent	Score	RPI	S	Opponent	Score	RPI	S	Opponent	Score	RPI	S	Opponent	Score
17	A	NC State	57 70	30	N	Iowa	61 74	85	N	Alabama	60 55	103	A	Wake Forest	51 53
				42	A	Drexel	56 58	89	A	James Madison	67 70	121	A	Delaware	66 80
				46	A	UCF	71 57					121	H	Delaware	64 51
												138	A	William & Mary	75 81
												146	A	Davidson	75 58
												153	H	Northeastern	78 71
												202	H	Hampton	82 59
												224	A	N.C. A&T	90 59
												276	H	UNCW	75 67
												281	A	Towson	71 45
												281	H	Towson	84 61
												334	H	N.C. Central	78 50
												337	H	Winthrop	98 37
-----															
LAST 12 Division I GAMES:															
281	A	Towson	71 45	153	H	Northeastern	78 71	121	A	Delaware	66 80	276	H	UNCW	75 67
42	A	Drexel	56 58	281	A	Towson	84 61	334	H	N.C. Central	78 50	17	A	NC State	57 70
121	H	Delaware	64 51	89	A	James Madison	67 70	146	A	Davidson	75 58				

Non-Div I Games: Coker

106 54

El on



Average RPI Win: 298	WON-LOST RECORD	WINNING PCT. RANK	LAST 10 GAMES	STRENGTH OF SCHEDULE	OPP. STRENGTH OF SCHEDULE	TEAM RPI	ADJ. RPI	CONF. RPI	ADJ CONF. RPI
Average RPI Loss: 212									
DIV. I ONLY	1- 17	342	0- 10	303	315	347	347	24	24
DIV. I NON-CONF.	1- 8	313	0- 2	303	341	344	344	22	22
-----									
TOTALS	RPI 1-25	RPI 26-50	W-L RECORDS	RPI 51-100	RPI 101-999	RPI 201+			
1- 17	0- 0	0- 1	OVERALL	0- 2	1- 14	1- 10			
1- 5	0- 0	0- 0	HOME	0- 0	1- 5	1- 3			
0- 12	0- 0	0- 0	AWAY	0- 1	0- 2	0- 1			
0- 0	0- 0	0- 0	NEUTRAL	0- 0	0- 0	0- 0			
1- 8	0- 0	0- 1	NON-CONFERENCE	0- 1	1- 6	1- 5			
1- 1	0- 0	0- 0	HOME	0- 0	1- 1	1- 1			
0- 7	0- 0	0- 1	AWAY	0- 1	0- 5	0- 4			
0- 0	0- 0	0- 0	NEUTRAL	0- 0	0- 0	0- 0			
0- 9	0- 0	0- 0	CONFERENCE	0- 1	0- 8	0- 5			
0- 4	0- 0	0- 0	HOME	0- 0	0- 4	0- 2			
0- 5	0- 0	0- 0	AWAY	0- 1	0- 4	0- 3			
0- 0	0- 0	0- 0	NEUTRAL	0- 0	0- 0	0- 0			

RPI S Opponent	Score	RPI S Opponent	Score	RPI S Opponent	Score	RPI S Opponent	Score
		43 A Western Ky.	54 92	95 A Drake	66 107	126 H Missouri St.	65 95
				97 A Kentucky	62 100	137 A UNI	41 65
						140 H Southern Ill.	62 74
						201 A Southeast Mo. St.	65 74
						215 H Morehead St.	75 82
						236 H Bradley	59 117
						243 A Austin Peay	73 82
						253 A Indiana St.	48 56
						268 H Illinois St.	43 67
						286 A Valparaiso	59 101
						297 A Alabama A&M	56 70
						298 H Murray St.	89 81
						308 A Loyola Chicago	63 82
						318 A Ill.-Chicago	77 96
						344 A Eastern Ill.	52 79
-----							
Team's RPI: 347							
LAST 12 Division I GAMES:							
308 A Loyola Chicago	63 82	253 A Indiana St.	48 56				
286 A Valparaiso	59 101	126 H Missouri St.	65 95				
236 H Bradley	59 117	140 H Southern Ill.	62 74				
268 H Illinois St.	43 67	201 A Southeast Mo. St.	65 74				
95 A Drake	66 107	318 A Ill.-Chicago	77 96				
137 A UNI	41 65	215 H Morehead St.	75 82				

Non-Div I Games: Oakland City 96 59 Westminster (MO) 79 53

Average RPI Win:	179	WON-LOST	WINNING	LAST 10	STRENGTH OF	OPP. STRENGTH	TEAM	ADJ.	CONF.	ADJ CONF.
Average RPI Loss:	58	RECORD	PCT. RANK	GAMES	SCHEDULE	OF SCHEDULE	RPI	RPI	RPI	RPI
DIV. I ONLY	17- 3	16	9- 0	115	113	34	34	22	22	
DIV. I NON-CONF.	11- 3	46	3- 1	48	40	17	17	21	21	
-----										
TOTALS	RPI 1-25	RPI 26-50	W-L RECORDS	RPI 51-100	RPI 101-999	RPI 201+				
17- 3	0- 1	2- 0	OVERALL	2- 2	13- 0	7- 0				
9- 0	0- 0	1- 0	HOME	2- 0	6- 0	2- 0				
6- 1	0- 0	0- 0	AWAY	0- 0	6- 0	5- 0				
2- 2	0- 1	1- 0	NEUTRAL	0- 1	1- 0	0- 0				
11- 3	0- 1	2- 0	NON-CONFERENCE	2- 2	7- 0	3- 0				
5- 0	0- 0	1- 0	HOME	2- 0	2- 0	0- 0				
4- 1	0- 0	0- 0	AWAY	0- 1	4- 0	3- 0				
2- 2	0- 1	1- 0	NEUTRAL	0- 1	1- 0	0- 0				
6- 0	0- 0	0- 0	CONFERENCE	0- 0	6- 0	4- 0				
4- 0	0- 0	0- 0	HOME	0- 0	4- 0	2- 0				
2- 0	0- 0	0- 0	AWAY	0- 0	2- 0	2- 0				
0- 0	0- 0	0- 0	NEUTRAL	0- 0	0- 0	0- 0				

F  
G  
C  
UF  
G  
C  
U

RPI 1-25				RPI 26-50				RPI 51-100				RPI 101+			
RPI	S	Opponent	Score	RPI	S	Opponent	Score	RPI	S	Opponent	Score	RPI	S	Opponent	Score
6	N	Ohio St.	62 104	26	N	DePaul	89 84	68	H	Harvard	65 56	116	H	Jacksonville	63 58
				40	H	South Dakota St.	87 78	77	N	Belmont	65 75	123	N	Kent St.	80 62
								91	A	Chattanooga	61 68	134	H	SIUE	66 49
								97	H	Kentucky	70 64	175	H	Stetson	80 40
												194	H	Illinois	85 61
												197	A	Siena	63 50
												214	A	Abilene Christian	94 55
												217	A	Akron	82 63
												251	A	Lipscomb	68 54
												269	A	Kennesaw St.	78 57
												284	A	FIU	88 52
												305	H	USC Upstate	93 60
												341	H	NJIT	90 66
-----															
LAST 12 Division I GAMES:															
116	H	Jacksonville	63 58	40	H	South Dakota St.	87 78	134	H	SIUE	66 49				
251	A	Lipscomb	68 54					68	H	Harvard	65 56				
269	A	Kennesaw St.	78 57					91	A	Chattanooga	61 68				
305	H	USC Upstate	93 60					97	H	Kentucky	70 64				
341	H	NJIT	90 66					214	A	Abilene Christian	94 55				
175	H	Stetson	80 40												

Non-Div I Games: Southeastern (FL) 76 66 Ave Maria 99 35 Fla. Memorial 82 43

FGCU

Loss, 
Non-Conf, 
S Site, 
H Home
A Away 
N Neutral

Average RPI Win:	264	WON-LOST	WINNING	LAST 10	STRENGTH OF	OPP. STRENGTH	TEAM	ADJ.	CONF.	ADJ CONF.
Average RPI Loss:	156	RECORD	PCT. RANK	GAMES	SCHEDULE	OF SCHEDULE	RPI	RPI	RPI	RPI
DIV. I ONLY	6- 14	276	4- 6	151	293	284	284	18	18	
DIV. I NON-CONF.	3- 10	285	1- 4	255	277	329	329	19	19	
-----										
TOTALS	RPI 1-25	RPI 26-50	W-L RECORDS	RPI 51-100	RPI 101-999	RPI 201+				
6- 14	0- 0	0- 3	OVERALL	0- 2	6- 9	5- 5				
6- 8	0- 0	0- 2	HOME	0- 1	6- 5	5- 2				
0- 6	0- 0	0- 1	AWAY	0- 1	0- 4	0- 3				
0- 0	0- 0	0- 0	NEUTRAL	0- 0	0- 0	0- 0				
3- 10	0- 0	0- 2	NON-CONFERENCE	0- 1	3- 7	3- 4				
3- 6	0- 0	0- 2	HOME	0- 0	3- 4	3- 2				
0- 4	0- 0	0- 0	AWAY	0- 1	0- 3	0- 2				
0- 0	0- 0	0- 0	NEUTRAL	0- 0	0- 0	0- 0				
3- 4	0- 0	0- 1	CONFERENCE	0- 1	3- 2	2- 1				
3- 2	0- 0	0- 0	HOME	0- 1	3- 1	2- 0				
0- 2	0- 0	0- 1	AWAY	0- 0	0- 1	0- 1				
0- 0	0- 0	0- 0	NEUTRAL	0- 0	0- 0	0- 0				

RPI 1-25				RPI 26-50				RPI 51-100				RPI 101+				Team's RPI: 284	
RPI	S	Opponent	Score	RPI	S	Opponent	Score	RPI	S	Opponent	Score	RPI	S	Opponent	Score		
				31	H	South Fla.	52 82	59	A	Miami (FL)	69 77	115	H	Rice	68 58		
				34	H	FGCU	52 88	83	H	UAB	61 71	117	H	UTEP	76 77		
				43	A	Western Ky.	47 101					118	H	Clemson	65 67		
												125	A	Georgetown	56 77		
												151	H	Bethune-Cookman	59 77		
												211	H	Louisiana Tech	57 54		
												250	A	Howard	62 69		
												266	H	North Dakota St.	68 71		
												287	A	Morgan St.	51 62		
												292	H	Vermont	80 70		
												297	H	Alabama A&M	51 58		
												317	H	Charleston So.	77 70		
												322	H	Air Force	70 69		
												324	A	Marshall	75 78		
												324	H	Marshall	67 54		
LAST 12 Division I GAMES:																	
				324	A	Marshall	75 78	117	H	UTEP	76 77						
				83	H	UAB	61 71	292	H	Vermont	80 70						
				211	H	Louisiana Tech	57 54	118	H	Clemson	65 67						
				115	H	Rice	68 58	266	H	North Dakota St.	68 71						
				43	A	Western Ky.	47 101	31	H	South Fla.	52 82						
				324	H	Marshall	67 54	287	A	Morgan St.	51 62						

Non-Div I Games:

FIU

Average RPI Win:	275	WON-LOST	WINNING	LAST 10	STRENGTH OF	OPP. STRENGTH	TEAM	ADJ.	CONF.	ADJ CONF.
Average RPI Loss:	167	RECORD	PCT. RANK	GAMES	SCHEDULE	OF SCHEDULE	RPI	RPI	RPI	RPI
DIV. I ONLY	8- 12	229	5- 5	294	273	260	260	27	27	
DIV. I NON-CONF.	3- 8	268	0- 3	278	243	290	290	26	26	
-----										
TOTALS	RPI 1-25	RPI 26-50	W-L RECORDS	RPI 51-100	RPI 101-999	RPI 201+				
8- 12	0- 1	0- 0	OVERALL	0- 2	8- 9	7- 3				
5- 3	0- 1	0- 0	HOME	0- 0	5- 2	5- 2				
3- 8	0- 0	0- 0	AWAY	0- 2	3- 6	2- 1				
0- 1	0- 0	0- 0	NEUTRAL	0- 0	0- 1	0- 0				
3- 8	0- 1	0- 0	NON-CONFERENCE	0- 1	3- 6	2- 2				
2- 2	0- 1	0- 0	HOME	0- 0	2- 1	2- 1				
1- 5	0- 0	0- 0	AWAY	0- 1	1- 4	0- 1				
0- 1	0- 0	0- 0	NEUTRAL	0- 0	0- 1	0- 0				
5- 4	0- 0	0- 0	CONFERENCE	0- 1	5- 3	5- 1				
3- 1	0- 0	0- 0	HOME	0- 0	3- 1	3- 1				
2- 3	0- 0	0- 0	AWAY	0- 1	2- 2	2- 0				
0- 0	0- 0	0- 0	NEUTRAL	0- 0	0- 0	0- 0				

RPI 1-25				RPI 26-50				RPI 51-100				RPI 101+ Team's RPI: 260			
RPI	S	Opponent	Score	RPI	S	Opponent	Score	RPI	S	Opponent	Score	RPI	S	Opponent	Score
21	H	Villanova	44 73					58	A	Quinnipiac	45 77	138	A	William & Mary	47 57
								94	A	Seton Hall	61 80	153	A	Northeastern	43 63
												171	A	Marist	63 71
												173	A	Lehigh	53 56
												179	N	New Hampshire	61 71
												180	A	Boston College	66 58
												197	A	Siena	40 51
												212	H	Niagara	59 53
												225	H	Richmond	67 72
												261	H	Mt. St. Mary's	76 65
												265	A	Rider	68 57
												265	H	Rider	45 61
												291	A	Canisius	56 52
												302	H	Monmouth	61 55
												329	A	Rhode Island	47 62
												343	H	Saint Peter's	62 41
												348	H	UMass Lowell	78 67
-----															
LAST 12 Division I GAMES:															
265	A	Rider	68 57	302	H	Monmouth	61 55								
197	A	Siena	40 51	212	H	Niagara	59 53								
58	A	Quinnipiac	45 77	291	A	Canisius	56 52								
343	H	Saint Peter's	62 41	94	A	Seton Hall	61 80								
171	A	Marist	63 71	329	A	Rhode Island	47 62								
265	H	Rider	45 61	21	H	Villanova	44 73								

Non-Div I Games:

Fairfield

Average RPI Win: <b>299</b>	WON-LOST RECORD	WINNING PCT. RANK	LAST 10 GAMES	STRENGTH OF SCHEDULE	OPP. STRENGTH OF SCHEDULE	TEAM RPI	ADJ. RPI	CONF. RPI	ADJ CONF. RPI
Average RPI Loss: <b>191</b>									
DIV. I ONLY	12- 7	103	6- 4	348	327	263	263	29	29
DIV. I NON-CONF.	7- 3	74	2- 1	348	328	260	260	29	29
-----									
TOTALS	RPI 1-25	RPI 26-50	W-L RECORDS	RPI 51-100	RPI 101-999	RPI 201+			
12- 7	0- 1	0- 0	OVERALL	0- 0	12- 6	11- 4			
7- 4	0- 0	0- 0	HOME	0- 0	7- 4	6- 2			
5- 3	0- 1	0- 0	AWAY	0- 0	5- 2	5- 2			
0- 0	0- 0	0- 0	NEUTRAL	0- 0	0- 0	0- 0			
7- 3	0- 1	0- 0	NON-CONFERENCE	0- 0	7- 2	6- 2			
5- 1	0- 0	0- 0	HOME	0- 0	5- 1	4- 1			
2- 2	0- 1	0- 0	AWAY	0- 0	2- 1	2- 1			
0- 0	0- 0	0- 0	NEUTRAL	0- 0	0- 0	0- 0			
5- 4	0- 0	0- 0	CONFERENCE	0- 0	5- 4	5- 2			
2- 3	0- 0	0- 0	HOME	0- 0	2- 3	2- 1			
3- 1	0- 0	0- 0	AWAY	0- 0	3- 1	3- 1			
0- 0	0- 0	0- 0	NEUTRAL	0- 0	0- 0	0- 0			

RPI 1-25				RPI 26-50				RPI 51-100				RPI 101+ Team's RPI: 263			
RPI	S	Opponent	Score	RPI	S	Opponent	Score	RPI	S	Opponent	Score	RPI	S	Opponent	Score
19	A	Rutgers	35 <b>101</b>									147	H	Saint Francis (PA)	56 <b>80</b>
												158	H	Robert Morris	68 <b>77</b>
												190	H	Army West Point	58 56
												222	H	Stony Brook	51 <b>56</b>
												250	A	Howard	65 <b>68</b>
												256	H	Sacred Heart	69 59
												261	A	Mt. St. Mary's	52 <b>55</b>
												270	H	Colgate	61 51
												274	A	LIU Brooklyn	61 49
												275	A	St. Francis Brooklyn	70 62
												278	H	Bryant	48 <b>65</b>
												302	H	Monmouth	78 61
												310	H	Central Conn. St.	78 49
												326	A	Wagner	74 64
												341	A	NJIT	74 70
												343	H	Saint Peter's	69 59
												348	H	UMass Lowell	60 51
												349	A	Longwood	72 52
-----															
LAST 12 Division I GAMES:															
274	A	LIU Brooklyn	61 49	326	A	Wagner	74 64	147	H	Saint Francis (PA)	56 <b>80</b>				
275	A	St. Francis Brooklyn	70 62	158	H	Robert Morris	68 <b>77</b>	190	H	Army West Point	58 56				
256	H	Sacred Heart	69 59	222	H	Stony Brook	51 <b>56</b>	250	A	Howard	65 <b>68</b>				
310	H	Central Conn. St.	78 49	256	H	Sacred Heart	69 59	261	A	Mt. St. Mary's	52 <b>55</b>				
278	H	Bryant	48 <b>65</b>	270	H	Colgate	61 51	274	A	LIU Brooklyn	61 49				
261	A	Mt. St. Mary's	52 <b>55</b>	275	A	St. Francis Brooklyn	70 62	278	H	Bryant	48 <b>65</b>				
				302	H	Monmouth	78 61	310	H	Central Conn. St.	78 49				
				326	A	Wagner	74 64	326	A	Wagner	74 64				
				341	A	NJIT	74 70	341	A	NJIT	74 70				
				343	H	Saint Peter's	69 59	343	H	Saint Peter's	69 59				
				348	H	UMass Lowell	60 51	348	H	UMass Lowell	60 51				

Non-Div I Games: Rutgers-Newark 76 40

Fairleigh Dickinson

Loss, 
Non-Conf, S Site, H Home
A Away 
N Neutral

Average RPI Win:	262	WON-LOST	WINNING	LAST 10	STRENGTH OF	OPP. STRENGTH	TEAM	ADJ.	CONF.	ADJ CONF.
Average RPI Loss:	123	RECORD	PCT. RANK	GAMES	SCHEDULE	OF SCHEDULE	RPI	RPI	RPI	RPI
DIV. I ONLY	10- 8	140	6- 4	183	282	184	184	18	18	
DIV. I NON-CONF.	6- 5	153	4- 1	296	247	234	234	19	19	
-----										
TOTALS	RPI 1-25	RPI 26-50	W-L RECORDS	RPI 51-100	RPI 101-999	RPI 201+				
10- 8	0- 0	0- 1	OVERALL	0- 2	10- 5	9- 1				
7- 3	0- 0	0- 0	HOME	0- 1	7- 2	6- 1				
3- 4	0- 0	0- 1	AWAY	0- 1	3- 2	3- 0				
0- 1	0- 0	0- 0	NEUTRAL	0- 0	0- 1	0- 0				
6- 5	0- 0	0- 1	NON-CONFERENCE	0- 1	6- 3	6- 1				
4- 2	0- 0	0- 0	HOME	0- 1	4- 1	4- 1				
2- 2	0- 0	0- 1	AWAY	0- 0	2- 1	2- 0				
0- 1	0- 0	0- 0	NEUTRAL	0- 0	0- 1	0- 0				
4- 3	0- 0	0- 0	CONFERENCE	0- 1	4- 2	3- 0				
3- 1	0- 0	0- 0	HOME	0- 0	3- 1	2- 0				
1- 2	0- 0	0- 0	AWAY	0- 1	1- 1	1- 0				
0- 0	0- 0	0- 0	NEUTRAL	0- 0	0- 0	0- 0				

RPI 1-25				RPI 26-50				RPI 51-100				RPI 101+				Team's RPI: 184
RPI	S	Opponent	Score	RPI	S	Opponent	Score	RPI	S	Opponent	Score	RPI	S	Opponent	Score	
				50	A	Nebraska	69 86	65	H	Mercer	55 66	115	H	Ri ce	53 67	
								83	A	UAB	57 90	117	A	UTEP	70 75	
												117	H	UTEP	72 66	
												142	N	Bowling Green	55 66	
												145	A	Colorado	69 76	
												211	H	Loui si ana Tech	86 72	
												245	H	North Flori da	83 75	
												253	A	Indiana St.	66 58	
												255	H	UMKC	65 55	
												264	H	Grand Canyon	73 77	
												275	H	St. Francis Brooklyn	80 60	
												311	H	Delaware St.	90 67	
												313	A	Georgia St.	82 50	
												315	A	UTSA	99 65	
												324	H	Marshall	79 59	
LAST 12 Division I GAMES:																
				83	A	UAB	57 90	324	H	Marshall	79 59					
				315	A	UTSA	99 65	255	H	UMKC	65 55					
				211	H	Loui si ana Tech	86 72	311	H	Delaware St.	90 67					
				117	A	UTEP	70 75	50	A	Nebraska	69 86					
				115	H	Ri ce	53 67	313	A	Georgia St.	82 50					
				117	H	UTEP	72 66	245	H	North Florida	83 75					

Non-Div I Games:

Fla. Atlantic

Average RPI Win:	202	WON-LOST	WINNING	LAST 10	STRENGTH OF	OPP. STRENGTH	TEAM	ADJ.	CONF.	ADJ CONF.
Average RPI Loss:	76	RECORD	PCT. RANK	GAMES	SCHEDULE	OF SCHEDULE	RPI	RPI	RPI	RPI
DIV. I ONLY	10- 12	204	3- 7	102	50	174	174	2	2	
DIV. I NON-CONF.	8- 5	111	2- 1	242	111	196	196	2	2	
-----										
TOTALS	RPI 1-25	RPI 26-50	W-L RECORDS	RPI 51-100	RPI 101-999	RPI 201+				
10- 12	0- 4	1- 1	OVERALL	2- 5	7- 2	5- 1				
6- 8	0- 3	0- 1	HOME	1- 3	5- 1	3- 1				
2- 3	0- 1	1- 0	AWAY	1- 2	0- 0	0- 0				
2- 1	0- 0	0- 0	NEUTRAL	0- 0	2- 1	2- 0				
8- 5	0- 2	1- 0	NON-CONFERENCE	0- 1	7- 2	5- 1				
5- 4	0- 2	0- 0	HOME	0- 1	5- 1	3- 1				
1- 0	0- 0	1- 0	AWAY	0- 0	0- 0	0- 0				
2- 1	0- 0	0- 0	NEUTRAL	0- 0	2- 1	2- 0				
2- 7	0- 2	0- 1	CONFERENCE	2- 4	0- 0	0- 0				
1- 4	0- 1	0- 1	HOME	1- 2	0- 0	0- 0				
1- 3	0- 1	0- 0	AWAY	1- 2	0- 0	0- 0				
0- 0	0- 0	0- 0	NEUTRAL	0- 0	0- 0	0- 0				

RPI	S	Opponent	Score	RPI	S	Opponent	Score	RPI	S	Opponent	Score	RPI	S	Opponent	Score	Team's RPI: 174
3	A	Mississippi St.	53 90	35	H	LSU	59 66	85	H	Alabama	54 63	116	H	Jacksonville	69 59	
6	H	Ohio St.	77 103	37	A	Oklahoma	80 61	91	H	Chattanooga	60 65	155	H	Saint Joseph's	71 51	
7	H	Florida St.	54 84					93	A	Arkansas	65 51	175	N	Stetson	71 85	
16	H	Georgia	57 66					97	H	Kentucky	53 56	203	H	Arkansas St.	69 70	
								99	A	Auburn	55 84	225	N	Richmond	87 80	
								100	A	Ole Miss	75 78	311	H	Delaware St.	85 51	
								100	H	Ole Miss	61 60	313	H	Georgia St.	82 66	
												324	H	Marshall	74 69	
												345	N	Savannah St.	90 40	
-----																
LAST 12 Division I GAMES:																
16	H	Georgia	57 66	100	A	Ole Miss	75 78	85	H	Alabama	54 63					
3	A	Mississippi St.	53 90	85	H	Alabama	54 63	99	A	Auburn	55 84					
100	H	Ole Miss	61 60	99	A	Auburn	55 84	311	H	Delaware St.	85 51					
93	A	Arkansas	65 51	311	H	Delaware St.	85 51	155	H	Saint Joseph's	71 51					
35	H	LSU	59 66	155	H	Saint Joseph's	71 51	91	H	Chattanooga	60 65					
97	H	Kentucky	53 56	91	H	Chattanooga	60 65									

Non-Div I Games:

Florida

Average RPI Win:	294	WON-LOST	WINNING	LAST 10	STRENGTH OF	OPP. STRENGTH	TEAM	ADJ.	CONF.	ADJ CONF.
Average RPI Loss:	210	RECORD	PCT. RANK	GAMES	SCHEDULE	OF SCHEDULE	RPI	RPI	RPI	RPI
DIV. I ONLY	3- 16	318	2- 8	318	277	335	335	31	31	
DIV. I NON-CONF.	1- 11	331	0- 4	321	219	342	342	30	30	
-----										
TOTALS	RPI 1-25	RPI 26-50	W-L RECORDS	RPI 51-100	RPI 101-999	RPI 201+				
3- 16	0- 0	0- 0	OVERALL	0- 2	3- 14	3- 11				
2- 2	0- 0	0- 0	HOME	0- 0	2- 2	2- 2				
1- 13	0- 0	0- 0	AWAY	0- 2	1- 11	1- 8				
0- 1	0- 0	0- 0	NEUTRAL	0- 0	0- 1	0- 1				
1- 11	0- 0	0- 0	NON-CONFERENCE	0- 2	1- 9	1- 7				
0- 2	0- 0	0- 0	HOME	0- 0	0- 2	0- 2				
1- 8	0- 0	0- 0	AWAY	0- 2	1- 6	1- 4				
0- 1	0- 0	0- 0	NEUTRAL	0- 0	0- 1	0- 1				
2- 5	0- 0	0- 0	CONFERENCE	0- 0	2- 5	2- 4				
2- 0	0- 0	0- 0	HOME	0- 0	2- 0	2- 0				
0- 5	0- 0	0- 0	AWAY	0- 0	0- 5	0- 4				
0- 0	0- 0	0- 0	NEUTRAL	0- 0	0- 0	0- 0				

RPI 1-25				RPI 26-50				RPI 51-100				RPI 101+				Team's RPI: 335	
RPI	S	Opponent	Score	RPI	S	Opponent	Score	RPI	S	Opponent	Score	RPI	S	Opponent	Score		
								70	A	Kansas St.	57	81	111	A	Miami (OH)	33	73
								85	A	Alabama	55	91	151	A	Bethune-Cookman	42	44
													195	A	Xavier	52	70
													202	A	Hampton	65	66
													207	A	Eastern Mich.	61	83
													209	A	Norfolk St.	49	70
													232	A	Texas Tech	63	82
													233	A	Omaha	73	78
													245	H	North Florida	68	77
													250	H	Howard	74	59
													256	H	Sacred Heart	68	73
													262	N	A&M-Corpus Christi	55	58
													287	A	Morgan St.	56	61
													293	A	Coppin St.	56	62
													311	H	Delaware St.	59	54
													319	A	UTRGV	38	51
													321	A	Western Caro.	80	63
-----																	
LAST 12 Division I GAMES:																	
209	A	Norfolk St.	49	70	250	H	Howard	74	59								
202	A	Hampton	65	66	85	A	Alabama	55	91								
311	H	Delaware St.	59	54	195	A	Xavier	52	70								
151	A	Bethune-Cookman	42	44	111	A	Miami (OH)	33	73								
293	A	Coppin St.	56	62	245	H	North Florida	68	77								
287	A	Morgan St.	56	61	321	A	Western Caro.	80	63								

Non-Div I Games: Lynn 74 37

Florida A&amp;M



Average RPI Win:	123	WON-LOST	WINNING	LAST 10	STRENGTH OF	OPP. STRENGTH	TEAM	ADJ.	CONF.	ADJ CONF.
Average RPI Loss:	12	RECORD	PCT. RANK	GAMES	SCHEDULE	OF SCHEDULE	RPI	RPI	RPI	RPI
DIV. I ONLY	18- 3	12	8- 2	10	43	7	7	1	1	
DIV. I NON-CONF.	12- 1	6	3- 1	50	92	8	8	1	1	
-----										
TOTALS	RPI 1-25	RPI 26-50	W-L RECORDS	RPI 51-100	RPI 101-999	RPI 201+				
18- 3	1- 3	3- 0	OVERALL	4- 0	10- 0	3- 0				
9- 1	0- 1	1- 0	HOME	3- 0	5- 0	2- 0				
9- 2	1- 2	2- 0	AWAY	1- 0	5- 0	1- 0				
0- 0	0- 0	0- 0	NEUTRAL	0- 0	0- 0	0- 0				
12- 1	0- 1	3- 0	NON-CONFERENCE	1- 0	8- 0	3- 0				
6- 0	0- 0	1- 0	HOME	0- 0	5- 0	2- 0				
6- 1	0- 1	2- 0	AWAY	1- 0	3- 0	1- 0				
0- 0	0- 0	0- 0	NEUTRAL	0- 0	0- 0	0- 0				
6- 2	1- 2	0- 0	CONFERENCE	3- 0	2- 0	0- 0				
3- 1	0- 1	0- 0	HOME	3- 0	0- 0	0- 0				
3- 1	1- 1	0- 0	AWAY	0- 0	2- 0	0- 0				
0- 0	0- 0	0- 0	NEUTRAL	0- 0	0- 0	0- 0				

RPI	S	Opponent	Score	RPI	S	Opponent	Score	RPI	S	Opponent	Score	RPI	S	Opponent	Score
1	H	Notre Dame	69 100	29	H	Arizona St.	77 66	59	H	Miami (FL)	105 67	103	A	Wake Forest	81 79
5	A	Louisville	50 49	30	A	Iowa	94 93	74	H	Virginia Tech	107 62	116	H	Jacksonville	82 50
11	A	Texas	72 87	44	A	Creighton	92 82	86	H	North Carolina	103 65	118	A	Clemson	69 47
25	A	Syracuse	69 76					89	A	James Madison	79 63	165	A	Jacksonville St.	75 51
												174	A	Florida	84 54
												175	H	Stetson	84 39
												187	H	Samford	87 62
												245	H	North Florida	109 51
												252	A	Grambling	96 53
												256	H	Sacred Heart	101 52
-----															
LAST 12 Division I GAMES:															
1	H	Notre Dame	69 100	118	A	Clemson	69 47	86	H	North Carolina	103 65	116	H	Jacksonville	82 50
5	A	Louisville	50 49	86	H	North Carolina	103 65	44	A	Creighton	92 82	11	A	Texas	72 87
103	A	Wake Forest	81 79	116	H	Jacksonville	82 50	29	H	Arizona St.	77 66				
74	H	Virginia Tech	107 62												
59	H	Miami (FL)	105 67												
25	A	Syracuse	69 76												

Non-Div I Games:

Florida St.

Average RPI Win:	180	WON-LOST	WINNING	LAST 10	STRENGTH OF	OPP. STRENGTH	TEAM	ADJ.	CONF.	ADJ CONF.
Average RPI Loss:	77	RECORD	PCT. RANK	GAMES	SCHEDULE	OF SCHEDULE	RPI	RPI	RPI	RPI
DIV. I ONLY	17- 5	35	9- 1	144	101	66	66	12	12	
DIV. I NON-CONF.	9- 4	82	2- 1	116	58	68	68	10	10	
-----										
TOTALS	RPI 1-25	RPI 26-50	W-L RECORDS	RPI 51-100	RPI 101-999	RPI 201+				
17- 5	0- 1	1- 0	OVERALL	2- 3	14- 1	7- 0				
11- 2	0- 1	1- 0	HOME	1- 1	9- 0	3- 0				
6- 3	0- 0	0- 0	AWAY	1- 2	5- 1	4- 0				
0- 0	0- 0	0- 0	NEUTRAL	0- 0	0- 0	0- 0				
9- 4	0- 1	1- 0	NON-CONFERENCE	2- 2	6- 1	3- 0				
7- 1	0- 1	1- 0	HOME	1- 0	5- 0	2- 0				
2- 3	0- 0	0- 0	AWAY	1- 2	1- 1	1- 0				
0- 0	0- 0	0- 0	NEUTRAL	0- 0	0- 0	0- 0				
8- 1	0- 0	0- 0	CONFERENCE	0- 1	8- 0	4- 0				
4- 1	0- 0	0- 0	HOME	0- 1	4- 0	1- 0				
4- 0	0- 0	0- 0	AWAY	0- 0	4- 0	3- 0				
0- 0	0- 0	0- 0	NEUTRAL	0- 0	0- 0	0- 0				

RPI	S	Opponent	Score	RPI	S	Opponent	Score	RPI	S	Opponent	Score	RPI	S	Opponent	Score
8	H	UCLA	30 67	49	H	Northern Colo.	48 33	51	H	Dayton	62 63	105	H	Saint Louis	66 63
								56	A	St. John's (NY)	67 64	110	A	George Mason	67 62
								60	H	UC Davis	70 62	112	H	George Washington	61 50
								67	A	Albany (NY)	52 59	144	H	Bucknell	71 62
								80	A	Penn St.	60 65	146	H	Davidson	66 58
												154	H	Hartford	69 44
												162	H	Pittsburgh	58 55
												180	A	Boston College	52 55
												225	A	Richmond	43 38
												229	H	St. Bonaventure	72 48
												238	A	Manhattan	54 48
												288	A	Massachusetts	62 51
												316	A	VCU	64 54
												331	H	UMBC	55 46
												342	H	Iona	78 48
LAST 12 Division I GAMES:															
110	A	George Mason	67 62	105	H	Saint Louis	66 63	288	A	Massachusetts	62 51	112	H	George Washington	61 50
229	H	St. Bonaventure	72 48	60	H	UC Davis	70 62	154	H	Hartford	69 44	8	H	UCLA	30 67
225	A	Richmond	43 38	64	A	VCU	64 54								
51	H	Dayton	62 63	146	H	Davidson	66 58								

Non-Div I Games:

Fordham

Average RPI Win:	295	WON-LOST	WINNING	LAST 10	STRENGTH OF	OPP. STRENGTH	TEAM	ADJ.	CONF.	ADJ CONF.
Average RPI Loss:	166	RECORD	PCT. RANK	GAMES	SCHEDULE	OF SCHEDULE	RPI	RPI	RPI	RPI
DIV. I ONLY	3- 15	315	1- 8	159	288	303	303	14	14	
DIV. I NON-CONF.	2- 8	290	0- 3	262	322	334	334	15	15	
-----										
TOTALS	RPI 1-25	RPI 26-50	W-L RECORDS	RPI 51-100	RPI 101-999	RPI 201+				
3- 15	0- 1	0- 1	OVERALL	0- 2	3- 11	3- 4				
3- 5	0- 0	0- 0	HOME	0- 0	3- 5	3- 1				
0- 10	0- 1	0- 1	AWAY	0- 2	0- 6	0- 3				
0- 0	0- 0	0- 0	NEUTRAL	0- 0	0- 0	0- 0				
2- 8	0- 1	0- 0	NON-CONFERENCE	0- 1	2- 6	2- 3				
2- 2	0- 0	0- 0	HOME	0- 0	2- 2	2- 1				
0- 6	0- 1	0- 0	AWAY	0- 1	0- 4	0- 2				
0- 0	0- 0	0- 0	NEUTRAL	0- 0	0- 0	0- 0				
1- 7	0- 0	0- 1	CONFERENCE	0- 1	1- 5	1- 1				
1- 3	0- 0	0- 0	HOME	0- 0	1- 3	1- 0				
0- 4	0- 0	0- 1	AWAY	0- 1	0- 2	0- 1				
0- 0	0- 0	0- 0	NEUTRAL	0- 0	0- 0	0- 0				

RPI 1-25				RPI 26-50				RPI 51-100				RPI 101+				Team's RPI: 303
RPI	S	Opponent	Score	RPI	S	Opponent	Score	RPI	S	Opponent	Score	RPI	S	Opponent	Score	
23	A	Michigan	45 77	40	A	South Dakota St.	49 105	75	A	South Dakota	43 85	106	H	Milwaukee	48 60	
								77	A	Belmont	42 74	119	A	Western Ill.	44 91	
												119	H	Western Ill.	64 100	
												191	H	Oral Roberts	48 73	
												194	A	Illinois	50 64	
												195	A	Xavier	50 62	
												199	H	Denver	55 73	
												233	H	Omaha	76 65	
												266	A	North Dakota St.	56 72	
												285	A	Coastal Caro.	58 67	
												286	A	Valparaiso	50 68	
												308	H	Loyola Chicago	79 70	
												318	H	Ill. -Chicago	51 67	
												344	H	Eastern Ill.	93 77	
-----																
LAST 12 Division I GAMES:																
				40	A	South Dakota St.	49 105	191	H	Oral Roberts	48 73					
				266	A	North Dakota St.	56 72	119	H	Western Ill.	64 100					
				119	A	Western Ill.	44 91	286	A	Valparaiso	50 68					
				75	A	South Dakota	43 85	23	A	Michigan	45 77					
				233	H	Omaha	76 65	106	H	Milwaukee	48 60					
				199	H	Denver	55 73	344	H	Eastern Ill.	93 77					

Non-Div I Games: Quincy 73 72 Maryville (MO) 70 76 Findlay 55 75

Fort Wayne

Average RPI Win:	213	WON-LOST	WINNING	LAST 10	STRENGTH OF	OPP. STRENGTH	TEAM	ADJ.	CONF.	ADJ CONF.
Average RPI Loss:	175	RECORD	PCT. RANK	GAMES	SCHEDULE	OF SCHEDULE	RPI	RPI	RPI	RPI
DIV. I ONLY	11- 10	161	6- 4	245	177	192	192	16	16	
DIV. I NON-CONF.	5- 6	187	1- 1	153	225	197	197	16	16	
-----										
TOTALS	RPI 1-25	RPI 26-50	W-L RECORDS	RPI 51-100	RPI 101-999	RPI 201+				
11- 10	0- 0	0- 1	OVERALL	0- 1	11- 8	6- 4				
8- 2	0- 0	0- 1	HOME	0- 0	8- 1	5- 1				
3- 8	0- 0	0- 0	AWAY	0- 1	3- 7	1- 3				
0- 0	0- 0	0- 0	NEUTRAL	0- 0	0- 0	0- 0				
5- 6	0- 0	0- 1	NON-CONFERENCE	0- 0	5- 5	2- 3				
4- 2	0- 0	0- 1	HOME	0- 0	4- 1	2- 1				
1- 4	0- 0	0- 0	AWAY	0- 0	1- 4	0- 2				
0- 0	0- 0	0- 0	NEUTRAL	0- 0	0- 0	0- 0				
6- 4	0- 0	0- 0	CONFERENCE	0- 1	6- 3	4- 1				
4- 0	0- 0	0- 0	HOME	0- 0	4- 0	3- 0				
2- 4	0- 0	0- 0	AWAY	0- 1	2- 3	1- 1				
0- 0	0- 0	0- 0	NEUTRAL	0- 0	0- 0	0- 0				

RPI	S	Opponent	Score	RPI	S	Opponent	Score	RPI	S	Opponent	Score	RPI	S	Opponent	Score
29	H	Arizona St.	49 81	72	A	New Mexico	75 88	104	A	UNLV	74 72	129	H	Weber St.	81 78
								148	H	Colorado St.	56 45	156	H	Pacific	81 70
								157	A	Texas St.	59 76	163	A	San Francisco	62 70
								164	A	Nevada	73 90	198	A	UC Santa Barbara	64 57
								200	A	Boise St.	66 75	205	H	Eastern Wash.	81 56
								206	A	UT Arlington	54 67	216	A	CSUN	72 85
								230	H	Montana	61 58	237	H	San Diego St.	64 53
								244	H	UC Riverside	56 68	295	A	Utah St.	52 60
								295	H	Utah St.	57 56	322	A	Air Force	64 58
								322	H	Air Force	64 48				
LAST 12 Division I GAMES:															
322	H	Air Force	64 48	148	H	Colorado St.	56 45	295	H	Utah St.	57 56	322	A	Air Force	64 58
295	A	Utah St.	52 60	295	H	Utah St.	57 56	164	A	Nevada	73 90	129	H	Weber St.	81 78
104	A	UNLV	74 72	163	A	San Francisco	62 70	72	A	New Mexico	75 88	200	A	Boise St.	66 75
237	H	San Diego St.	64 53	72	A	New Mexico	75 88								

Non-Div I Games:

Fresno St.

Average RPI Win: 217  
Average RPI Loss: 164

WON-LOST  
RECORD

WINNING  
PCT. RANK

LAST 10  
GAMES

STRENGTH OF  
SCHEDULE

OPP. STRENGTH  
OF SCHEDULE

TEAM  
RPI

ADJ.  
RPI

CONF.  
RPI

ADJ CONF.  
RPI

DIV. I ONLY	10- 9	154	4- 5	250	139	188	188	17	17
DIV. I NON-CONF.	7- 5	132	2- 2	269	139	145	145	17	17
-----									
TOTALS	RPI 1-25	RPI 26-50	W-L RECORDS	RPI 51-100	RPI 101-999	RPI 201+			
10- 9	0- 1	0- 0	OVERALL	2- 2	8- 6	6- 4			
6- 2	0- 0	0- 0	HOME	1- 1	5- 1	3- 0			
3- 6	0- 0	0- 0	AWAY	0- 0	3- 2	3- 2			
1- 1	0- 0	0- 0	NEUTRAL	1- 0	0- 1	0- 0			
7- 5	0- 1	0- 0	NON-CONFERENCE	1- 1	6- 3	5- 2			
4- 0	0- 0	0- 0	HOME	0- 0	4- 0	3- 0			
2- 4	0- 1	0- 0	AWAY	0- 1	2- 2	2- 2			
1- 1	0- 0	0- 0	NEUTRAL	1- 0	0- 1	0- 0			
3- 4	0- 0	0- 0	CONFERENCE	1- 1	2- 3	1- 2			
2- 2	0- 0	0- 0	HOME	1- 1	1- 1	0- 0			
1- 2	0- 0	0- 0	AWAY	0- 0	1- 2	1- 2			
0- 0	0- 0	0- 0	NEUTRAL	0- 0	0- 0	0- 0			

RPI 1-25				RPI 26-50				RPI 51-100				RPI 101+ Team's RPI: 188			
RPI	S	Opponent	Score	RPI	S	Opponent	Score	RPI	S	Opponent	Score	RPI	S	Opponent	Score
16	A	Georgia	44 79					65	H	Mercer	64 86	127	H	ETSU	57 69
								78	N	Ohio	70 68	146	H	Davidsen	65 62
								86	A	North Carolina	56 84	187	H	Samford	45 41
								91	H	Chattanooga	58 57	195	N	Xavier	62 75
												220	A	Gardner-Webb	57 71
												231	A	UNCG	74 76
												240	A	UNC Asheville	71 63
												254	H	Col. of Charleston	72 58
												259	A	Presbyterian	75 76
												269	H	Kennesaw St.	78 59
												276	H	UNCW	76 71
												277	A	Wofford	48 79
												305	A	USC Upstate	80 59
												321	A	Western Caro.	68 59
LAST 12 Division I GAMES:															
277	A	Wofford	48 79	187	H	Samford	45 41								
91	H	Chattanooga	58 57	259	A	Presbyterian	75 76								
127	H	ETSU	57 69	240	A	UNC Asheville	71 63								
231	A	UNCG	74 76	195	N	Xavier	62 75								
321	A	Western Caro.	68 59	78	N	Ohio	70 68								
65	H	Mercer	64 86	86	A	North Carolina	56 84								

Non-Div I Games:

Bob Jones

93 46

Pfeiffer

102 51

Converse

80 41

Furman

Average RPI Win:	270	WON-LOST	WINNING	LAST 10	STRENGTH OF	OPP. STRENGTH	TEAM	ADJ.	CONF.	ADJ CONF.
Average RPI Loss:	186	RECORD	PCT. RANK	GAMES	SCHEDULE	OF SCHEDULE	RPI	RPI	RPI	RPI
DIV. I ONLY	2- 16	326	1- 9	195	313	325	325	23	23	
DIV. I NON-CONF.	1- 8	313	0- 3	195	323	308	308	23	23	
-----										
TOTALS	RPI 1-25	RPI 26-50	W-L RECORDS	RPI 51-100	RPI 101-999	RPI 201+				
2- 16	0- 0	0- 1	OVERALL	0- 4	2- 11	2- 9				
1- 8	0- 0	0- 0	HOME	0- 2	1- 6	1- 4				
1- 8	0- 0	0- 1	AWAY	0- 2	1- 5	1- 5				
0- 0	0- 0	0- 0	NEUTRAL	0- 0	0- 0	0- 0				
1- 8	0- 0	0- 1	NON-CONFERENCE	0- 3	1- 4	1- 4				
0- 5	0- 0	0- 0	HOME	0- 2	0- 3	0- 3				
1- 3	0- 0	0- 1	AWAY	0- 1	1- 1	1- 1				
0- 0	0- 0	0- 0	NEUTRAL	0- 0	0- 0	0- 0				
1- 8	0- 0	0- 0	CONFERENCE	0- 1	1- 7	1- 5				
1- 3	0- 0	0- 0	HOME	0- 0	1- 3	1- 1				
0- 5	0- 0	0- 0	AWAY	0- 1	0- 4	0- 4				
0- 0	0- 0	0- 0	NEUTRAL	0- 0	0- 0	0- 0				

RPI 1-25				RPI 26-50				RPI 51-100				RPI 101+				Team's RPI: 325
RPI	S	Opponent	Score	RPI	S	Opponent	Score	RPI	S	Opponent	Score	RPI	S	Opponent	Score	
				46	A	UCF	38 62	63	H	IUPUI	52 72	114	H	Little Rock	34 64	
								65	A	Mercer	45 72	157	H	Texas St.	56 81	
								85	H	Al abama	36 84	203	H	Arkansas St.	62 71	
								88	A	South Ala.	52 79	206	H	UT Arlington	73 68	
												218	A	Troy	47 88	
												222	H	Stony Brook	49 68	
												224	A	N. C. A&T	49 60	
												269	H	Kennesaw St.	58 60	
												271	A	Appal achian St.	56 87	
												285	A	Coastal Caro.	51 54	
												313	A	Georgia St.	56 71	
												333	A	South Carolina St.	61 58	
												345	H	Savannah St.	67 71	
LAST 12 Division I GAMES:																
206	H	UT Arlington	73 68	203	H	Arkansas St.	62 71									
157	H	Texas St.	56 81	88	A	South Ala.	52 79									
313	A	Georgia St.	56 71	218	A	Troy	47 88									
271	A	Appalachian St.	56 87	222	H	Stony Brook	49 68									
285	A	Coastal Caro.	51 54	63	H	IUPUI	52 72									
114	H	Little Rock	34 64	269	H	Kennesaw St.	58 60									

Non-Div I Games: Coastal Ga. 68 63 Thomas (GA) 79 51

Ga. Southern

Average RPI Win:	264	WON-LOST	WINNING	LAST 10	STRENGTH OF	OPP. STRENGTH	TEAM	ADJ.	CONF.	ADJ CONF.
Average RPI Loss:	163	RECORD	PCT. RANK	GAMES	SCHEDULE	OF SCHEDULE	RPI	RPI	RPI	RPI
DIV. I ONLY	11- 7	112	4- 5	309	302	220	220	28	28	
DIV. I NON-CONF.	7- 2	50	2- 0	282	233	117	117	28	28	
-----										
TOTALS	RPI 1-25	RPI 26-50	W-L RECORDS	RPI 51-100	RPI 101-999	RPI 201+				
11- 7	0- 0	0- 1	OVERALL	0- 1	11- 5	8- 3				
6- 4	0- 0	0- 1	HOME	0- 0	6- 3	4- 2				
5- 3	0- 0	0- 0	AWAY	0- 0	5- 2	4- 1				
0- 0	0- 0	0- 0	NEUTRAL	0- 0	0- 0	0- 0				
7- 2	0- 0	0- 1	NON-CONFERENCE	0- 1	7- 0	5- 0				
4- 1	0- 0	0- 1	HOME	0- 0	4- 0	3- 0				
3- 1	0- 0	0- 0	AWAY	0- 1	3- 0	2- 0				
0- 0	0- 0	0- 0	NEUTRAL	0- 0	0- 0	0- 0				
4- 5	0- 0	0- 0	CONFERENCE	0- 0	4- 5	3- 3				
2- 3	0- 0	0- 0	HOME	0- 0	2- 3	1- 2				
2- 2	0- 0	0- 0	AWAY	0- 0	2- 2	2- 1				
0- 0	0- 0	0- 0	NEUTRAL	0- 0	0- 0	0- 0				

RPI 1-25				RPI 26-50				RPI 51-100				RPI 101+ Team's RPI: 220			
RPI	S	Opponent	Score	RPI	S	Opponent	Score	RPI	S	Opponent	Score	RPI	S	Opponent	Score
				46	H	UCF	30 65	97	A	Kentucky	34 72	108	H	Liberty	60 85
												133	A	High Point	80 83
												146	A	Davi dson	70 65
												188	H	Furman	71 57
												189	H	Radford	69 53
												215	A	Morehead St.	68 60
												240	H	UNC Asheville	60 61
												257	H	Campbell	44 73
												259	A	Presbyteria n	69 72
												261	A	Mt. St. Mary's	75 67
												277	H	Wofford	73 55
												305	H	USC Upstate	60 39
												317	H	Charleston So.	68 52
												321	H	Western Caro.	70 67
												337	A	Winthrop	66 59
												349	A	Longwood	61 54
LAST 12 Division I GAMES:															
				240	H	UNC Asheville	60 61	349	A	Longwood	61 54				
				337	A	Winthrop	66 59	189	H	Radford	69 53				
				257	H	Campbell	44 73	133	A	High Point	80 83				
				317	H	Charleston So.	68 52	321	H	Western Caro.	70 67				
				259	A	Presbyteria n	69 72	261	A	Mt. St. Mary's	75 67				
				108	H	Liberty	60 85	146	A	Davi dson	70 65				

Non-Div I Games: Montreat 83 26 Converse 82 59 Pfeiffer 72 53

Gardner-Webb

Average RPI		Win: 236	WON-LOST RECORD	WINNING PCT. RANK	LAST 10 GAMES	STRENGTH OF SCHEDULE	OPP. STRENGTH OF SCHEDULE	TEAM RPI	ADJ. RPI	CONF. RPI	ADJ. CONF. RPI
Loss: 75											
DIV. I ONLY			16- 6	58	6- 4	257	175	110	110	12	12
DIV. I NON-CONF.			11- 3	46	3- 1	285	267	108	108	10	10
TOTALS		RPI 1-25		RPI 26-50		W-L RECORDS		RPI 51-100	RPI 101-999		RPI 201+
16- 6	0- 1		0- 1		OVERALL	2- 2		14- 2		11- 0	
12- 1	0- 0		0- 0		HOME	1- 1		11- 0		8- 0	
3- 5	0- 0		0- 0		AWAY	0- 0		3- 2		3- 0	
1- 0	0- 0		0- 0		NEUTRAL	1- 0		0- 0		0- 0	
11- 3	0- 1		0- 1		NON-CONFERENCE	2- 0		9- 1		8- 0	
9- 0	0- 0		0- 0		HOME	1- 0		8- 0		7- 0	
1- 3	0- 1		0- 1		AWAY	0- 0		1- 1		1- 0	
1- 0	0- 0		0- 0		NEUTRAL	1- 0		0- 0		0- 0	
5- 3	0- 0		0- 0		CONFERENCE	0- 2		5- 1		3- 0	
3- 1	0- 0		0- 0		HOME	0- 1		3- 0		1- 0	
2- 2	0- 0		0- 0		AWAY	0- 1		2- 1		2- 0	
0- 0	0- 0		0- 0		NEUTRAL	0- 0		0- 0		0- 0	

RPI 1-25				RPI 26-50				RPI 51-100				RPI 101+				Team's RPI: 110	
RPI	S	Opponent	Score	RPI	S	Opponent	Score	RPI	S	Opponent	Score	RPI	S	Opponent	Score		
23	A	Michigan	61 75	48	A	Houston	73 82	57	A	Duquesne	64 71	105	H	Saint Louis	81 72		
								66	H	Fordham	62 67	112	A	George Washington	52 62		
								71	H	American	71 53	145	A	Colorado	61 76		
								95	N	Drake	87 75	146	H	Davidson	74 61		
												201	H	Southeast Mo. St.	57 38		
												221	A	La Salle	69 56		
												225	H	Richmond	77 56		
												239	A	Loyola Maryland	80 72		
												268	H	Illinois St.	56 37		
												274	H	LIU Brooklyn	73 70		
												296	H	Eastern Ky.	64 41		
												309	H	UMES	82 68		
												320	H	Old Dominion	66 53		
												329	A	Rhode Island	92 53		
												331	H	UMBC	58 38		
												349	H	Longwood	60 41		
LAST 12 Division I GAMES:																	
				66	H	Fordham	62 67	221	A	La Salle	69 56						
				105	H	Saint Louis	81 72	146	H	Davidson	74 61						
				57	A	Duquesne	64 71	349	H	Longwood	60 41						
				225	H	Richmond	77 56	48	A	Houston	73 82						
				329	A	Rhode Island	92 53	331	H	UMBC	58 38						
				112	A	George Washington	52 62	296	H	Eastern Ky.	64 41						

Non-Div I Games:

George Mason



Average RPI	Win:	206	WON-LOST	WINNING	LAST 10	STRENGTH OF	OPP. STRENGTH	TEAM	ADJ.	CONF.	ADJ CONF.
Average RPI	Loss:	58	RECORD	PCT. RANK	GAMES	SCHEDULE	OF SCHEDULE	RPI	RPI	RPI	RPI
DIV. I ONLY		9- 11		206	6- 4	33	120	112	112	12	12
DIV. I NON-CONF.		5- 7		212	2- 2	21	88	111	111	10	10
-----											
TOTALS	RPI 1-25		RPI 26-50		W-L RECORDS	RPI 51-100		RPI 101-999		RPI 201+	
9- 11	0- 2		0- 2		OVERALL	1- 5		8- 2		4- 0	
5- 6	0- 1		0- 2		HOME	1- 1		4- 2		1- 0	
4- 5	0- 0		0- 0		AWAY	0- 0		4- 0		3- 0	
0- 0	0- 0		0- 0		NEUTRAL	0- 0		0- 0		0- 0	
5- 7	0- 2		0- 2		NON-CONFERENCE	1- 2		4- 1		2- 0	
3- 4	0- 1		0- 2		HOME	1- 0		2- 1		0- 0	
2- 3	0- 1		0- 0		AWAY	0- 2		2- 0		2- 0	
0- 0	0- 0		0- 0		NEUTRAL	0- 0		0- 0		0- 0	
4- 4	0- 0		0- 0		CONFERENCE	0- 3		4- 1		2- 0	
2- 2	0- 0		0- 0		HOME	0- 1		2- 1		1- 0	
2- 2	0- 0		0- 0		AWAY	0- 2		2- 0		1- 0	
0- 0	0- 0		0- 0		NEUTRAL	0- 0		0- 0		0- 0	

RPI 1-25				RPI 26-50				RPI 51-100				RPI 101+ Team's RPI: 112			
RPI	S	Opponent	Score	RPI	S	Opponent	Score	RPI	S	Opponent	Score	RPI	S	Opponent	Score
22	A	Maryl and	54 80	31	H	South Fla.	78 83	51	A	Dayton	55 66	105	H	Saint Louis	69 72
25	H	Syracuse	62 74	40	H	South Dakota St.	88 97	52	A	Princeton	52 72	110	H	George Mason	62 52
								57	H	Duquesne	53 54	125	H	Georgetown	65 54
								65	A	Mercer	44 61	128	H	Vanderbilt	59 69
								66	A	Fordham	50 61	146	A	Davi dson	53 48
								71	H	Ameri can	61 44	178	H	Wi sconsi n	61 46
												281	A	Towson	66 43
												302	A	Monmouth	59 45
												316	A	VCU	61 39
												329	H	Rhode Island	65 52
-----															
LAST 12 Division I GAMES:															
105	H	Saint Louis	69 72	316	A	VCU	61 39	66	A	Fordham	50 61				
329	H	Rhode Island	65 52	302	A	Monmouth	59 45								
51	A	Dayton	55 66	71	H	Ameri can	61 44								
146	A	Davi dson	53 48	22	A	Maryl and	54 80								
57	H	Duquesne	53 54	65	A	Mercer	44 61								
110	H	George Mason	62 52												

Non-Div I Games:

George Washington

Average RPI Win:	195	WON-LOST	WINNING	LAST 10	STRENGTH OF	OPP. STRENGTH	TEAM	ADJ.	CONF.	ADJ CONF.
Average RPI Loss:	64	RECORD	PCT. RANK	GAMES	SCHEDULE	OF SCHEDULE	RPI	RPI	RPI	RPI
DIV. I ONLY	10- 11	187	4- 6	123	22	125	125	6	6	
DIV. I NON-CONF.	5- 5	170	1- 0	249	41	174	174	5	5	
-----										
TOTALS	RPI 1-25	RPI 26-50	W-L RECORDS	RPI 51-100	RPI 101-999	RPI 201+				
10- 11	1- 2	0- 2	OVERALL	1- 6	8- 1	4- 0				
4- 4	1- 1	0- 1	HOME	0- 2	3- 0	2- 0				
5- 5	0- 1	0- 1	AWAY	1- 2	4- 1	2- 0				
1- 2	0- 0	0- 0	NEUTRAL	0- 2	1- 0	0- 0				
5- 5	0- 1	0- 0	NON-CONFERENCE	0- 3	5- 1	4- 0				
2- 1	0- 0	0- 0	HOME	0- 1	2- 0	2- 0				
2- 2	0- 1	0- 0	AWAY	0- 0	2- 1	2- 0				
1- 2	0- 0	0- 0	NEUTRAL	0- 2	1- 0	0- 0				
5- 6	1- 1	0- 2	CONFERENCE	1- 3	3- 0	0- 0				
2- 3	1- 1	0- 1	HOME	0- 1	1- 0	0- 0				
3- 3	0- 0	0- 1	AWAY	1- 2	2- 0	0- 0				
0- 0	0- 0	0- 0	NEUTRAL	0- 0	0- 0	0- 0				

RPI 1-25				RPI 26-50				RPI 51-100				RPI 101+ Team's RPI: 125			
RPI	S	Opponent	Score	RPI	S	Opponent	Score	RPI	S	Opponent	Score	RPI	S	Opponent	Score
17	A	NC State	49 63	26	H	DePaul	62 78	53	H	Minnesota	63 73	112	A	George Washington	54 65
20	H	Marquette	85 58	44	A	Creighton	58 69	56	A	St. John's (NY)	41 64	176	N	Northwestern	55 54
21	H	Villanova	58 60					90	A	Butler	63 52	185	A	Providence	75 43
								90	H	Butler	57 66	195	A	Xavier	65 48
								91	N	Chattanooga	41 54	195	H	Xavier	65 60
								94	A	Seton Hall	65 70	239	A	Loyola Maryland	72 54
								99	N	Auburn	40 60	250	H	Howard	93 41
												284	H	FIU	77 56
												316	A	VCU	71 59
LAST 12 Division I GAMES:															
195	A	Xavier	65 48	21	H	Villanova	58 60	90	H	Butler	57 66				
90	A	Butler	63 52	195	H	Xavier	65 60	44	A	Creighton	58 69				
26	H	DePaul	62 78	44	A	Creighton	58 69	185	A	Providence	75 43				
20	H	Marquette	85 58	56	A	St. John's (NY)	41 64	316	A	VCU	71 59				
94	A	Seton Hall	65 70												
56	A	St. John's (NY)	41 64												

Non-Div I Games:

Georgetown

Average RPI Win: 150  
Average RPI Loss: 7

WON-LOST  
RECORD

WINNING  
PCT. RANK

LAST 10  
GAMES

STRENGTH OF  
SCHEDULE

OPP. STRENGTH  
OF SCHEDULE

TEAM  
RPI

ADJ.  
RPI

CONF.  
RPI

ADJ CONF.  
RPI

DIV. I ONLY	19- 2	7	9- 1	54	46	16	16	2	2
DIV. I NON-CONF.	12- 1	6	4- 0	119	152	32	32	2	2
<hr/>									
TOTALS	RPI 1-25	RPI 26-50	W-L RECORDS	RPI 51-100	RPI 101-999	RPI 201+			
19- 2	2- 2	1- 0	OVERALL	5- 0	11- 0	6- 0			
11- 2	1- 2	0- 0	HOME	3- 0	7- 0	5- 0			
8- 0	1- 0	1- 0	AWAY	2- 0	4- 0	1- 0			
0- 0	0- 0	0- 0	NEUTRAL	0- 0	0- 0	0- 0			
12- 1	0- 1	1- 0	NON-CONFERENCE	2- 0	9- 0	6- 0			
8- 1	0- 1	0- 0	HOME	1- 0	7- 0	5- 0			
4- 0	0- 0	1- 0	AWAY	1- 0	2- 0	1- 0			
0- 0	0- 0	0- 0	NEUTRAL	0- 0	0- 0	0- 0			
7- 1	2- 1	0- 0	CONFERENCE	3- 0	2- 0	0- 0			
3- 1	1- 1	0- 0	HOME	2- 0	0- 0	0- 0			
4- 0	1- 0	0- 0	AWAY	1- 0	2- 0	0- 0			
0- 0	0- 0	0- 0	NEUTRAL	0- 0	0- 0	0- 0			

RPI	S	Opponent	Score	RPI	S	Opponent	Score	RPI	S	Opponent	Score	RPI	S	Opponent	Score
3	H	Mississippi St.	62 86	28	A	Virginia	64 61	65	A	Mercer	72 54	102	H	Wright St.	87 71
11	H	Texas	53 81					73	H	Georgia Tech	60 53	124	A	BYU	79 63
12	H	Missouri	62 50					93	H	Arkansas	78 65	128	A	Vanderbilt	81 52
14	A	Texas A&M	92 84					97	A	Kentucky	56 42	174	A	Florida	66 57
								99	H	Auburn	60 48	188	H	Furman	79 44
												224	A	N. C. A&T	73 63
												245	H	North Florida	75 37
												250	H	Howard	87 47
												277	H	Wofford	95 56
												321	H	Western Caro.	76 50
												330	H	Tennessee Tech	56 48
<hr/>															
LAST 12 Division I GAMES:															
174	A	Florida	66 57	128	A	Vanderbilt	81 52	3	H	Mississippi St.	62 86				
12	H	Missouri	62 50	245	H	North Florida	75 37	102	H	Wright St.	87 71				
99	H	Auburn	60 48	250	H	Howard	87 47	250	H	Howard	87 47				
14	A	Texas A&M	92 84	73	H	Georgia Tech	60 53	73	H	Georgia Tech	60 53				
93	H	Arkansas	78 65												
97	A	Kentucky	56 42												

Non-Div I Games:

Georgia

Average RPI Win:

269

Average RPI Loss:

171

WON-LOST  
RECORDWINNING  
PCT. RANKLAST 10  
GAMESSTRENGTH OF  
SCHEDULEOPP. STRENGTH  
OF SCHEDULETEAM  
RPIADJ.  
RPICONF.  
RPIADJ CONF.  
RPIDIV. I ONLY  
DIV. I NON-CONF.3- 15  
2- 7315  
2861- 9  
1- 2185  
175203  
89313  
279313  
27923  
2323  
23

TOTALS

RPI 1-25

RPI 26-50

W-L RECORDS

RPI 51-100

RPI 101-999

RPI 201+

3- 15

0- 1

0- 1

OVERALL

0- 2

3- 11

2- 7

3- 6

0- 0

0- 1

HOME

0- 0

3- 5

2- 2

0- 9

0- 0

0- 0

AWAY

0- 0

0- 0

0- 0

0- 0

0- 0

0- 0

NEUTRAL

0- 0

0- 0

0- 0

2- 7

0- 1

0- 1

NON-CONFERENCE

0- 1

2- 4

1- 2

2- 2

0- 0

0- 1

HOME

0- 0

2- 1

1- 0

0- 5

0- 1

0- 0

AWAY

0- 1

0- 3

0- 2

0- 0

0- 0

0- 0

NEUTRAL

0- 0

0- 0

0- 0

1- 8

0- 0

0- 0

CONFERENCE

0- 1

1- 7

1- 5

1- 4

0- 0

0- 0

HOME

0- 0

1- 4

1- 2

0- 4

0- 0

0- 0

AWAY

0- 1

0- 3

0- 3

0- 0

0- 0

0- 0

NEUTRAL

0- 0

0- 0

0- 0

RPI 1-25

RPI 26-50

RPI 51-100

RPI 101+

Team's RPI: 313

RPI	S	Opponent	Score
3	A	Mississippi St.	50 106

RPI	S	Opponent	Score
43	H	Western Ky.	63 74

RPI	S	Opponent	Score
73	A	Georgia Tech	51 75
88	A	South Ala.	52 88

RPI	S	Opponent	Score
114	H	Little Rock	50 65
157	H	Texas St.	63 83
165	H	Jacksonville St.	55 41
174	A	Florida	66 82
184	H	Fla. Atlantic	50 82
203	H	Arkansas St.	58 75
206	H	UT Arlington	76 81
218	A	Troy	86 90
269	A	Kennesaw St.	61 71
271	A	Appalachian St.	62 77
276	A	UNCW	62 74
285	A	Coastal Caro.	49 64
316	H	VCU	61 56
325	H	Ga. Southern	71 56

LAST 12 Division I GAMES:

157	H	Texas St.	63 83	114	H	Little Rock	50 65
206	H	UT Arlington	76 81	218	A	Troy	86 90
325	H	Ga. Southern	71 56	88	A	South Ala.	52 88
285	A	Coastal Caro.	49 64	276	A	UNCW	62 74
271	A	Appalachian St.	62 77	165	H	Jacksonville St.	55 41
203	H	Arkansas St.	58 75	184	H	Fla. Atlantic	50 82

Non-Div I Games:

Allen

101 56

North Greenville

91 89

Georgia St.

■ Loss, 
 ■ Non-Conf, S Site, 
 ■ Home 
 ■ Away 
 N Neutral

Average RPI Win:	187	WON-LOST	WINNING	LAST 10	STRENGTH OF	OPP. STRENGTH	TEAM	ADJ.	CONF.	ADJ CONF.
Average RPI Loss:	37	RECORD	PCT. RANK	GAMES	SCHEDULE	OF SCHEDULE	RPI	RPI	RPI	RPI
DIV. I ONLY	13- 9	121	3- 7	26	74	73	73	1	1	
DIV. I NON-CONF.	11- 2	23	2- 1	81	255	33	33	1	1	
-----										
TOTALS	RPI 1-25	RPI 26-50	W-L RECORDS	RPI 51-100	RPI 101-999	RPI 201+				
13- 9	0- 6	1- 1	OVERALL	1- 1	11- 1	6- 0				
10- 3	0- 2	1- 1	HOME	0- 0	9- 0	5- 0				
2- 5	0- 3	0- 0	AWAY	1- 1	1- 1	1- 0				
1- 1	0- 1	0- 0	NEUTRAL	0- 0	1- 0	0- 0				
11- 2	0- 2	1- 0	NON-CONFERENCE	1- 0	9- 0	6- 0				
8- 0	0- 0	1- 0	HOME	0- 0	7- 0	5- 0				
2- 1	0- 1	0- 0	AWAY	1- 0	1- 0	1- 0				
1- 1	0- 1	0- 0	NEUTRAL	0- 0	1- 0	0- 0				
2- 7	0- 4	0- 1	CONFERENCE	0- 1	2- 1	0- 0				
2- 3	0- 2	0- 1	HOME	0- 0	2- 0	0- 0				
0- 4	0- 2	0- 0	AWAY	0- 1	0- 1	0- 0				
0- 0	0- 0	0- 0	NEUTRAL	0- 0	0- 0	0- 0				

RPI	S	Opponent	Score
1	H	Notre Dame	54 77
5	H	Louisville	71 74
9	N	Baylor	57 80
16	A	Georgia	53 60
17	A	NC State	43 56
25	A	Syracuse	77 88

RPI	S	Opponent	Score
28	H	Virginia	56 62
47	H	Purdue	68 55

RPI	S	Opponent	Score
52	A	Princeton	67 56
74	A	Virginia Tech	62 68

RPI	S	Opponent	Score
103	H	Wake Forest	79 67
109	N	Penn	69 55
118	H	Clemson	66 33
120	H	Middle Tenn.	48 45
162	A	Pittsburgh	62 68
168	H	Southern Miss.	63 44
206	H	UT Arlington	80 52
269	H	Kennesaw St.	86 48
271	A	Appalachian St.	75 41
313	H	Georgia St.	75 51
317	H	Charleston So.	78 51
333	H	South Carolina St.	86 40

## LAST 12 Division I GAMES:

28	H	Virginia	56 62	25	A	Syracuse	77 88
74	A	Virginia Tech	62 68	118	H	Clemson	66 33
103	H	Wake Forest	79 67	5	H	Louisville	71 74
162	A	Pittsburgh	62 68	168	H	Southern Miss.	63 44
17	A	NC State	43 56	317	H	Charleston So.	78 51
1	H	Notre Dame	54 77	16	A	Georgia	53 60

Non-Div I Games:

Georgia Tech

Average RPI Win: 182

Average RPI Loss: 89

WON-LOST  
RECORDWINNING  
PCT. RANKLAST 10  
GAMESSTRENGTH OF  
SCHEDULEOPP. STRENGTH  
OF SCHEDULETEAM  
RPIADJ.  
RPICONF.  
RPIADJ CONF.  
RPIDIV. I ONLY  
DIV. I NON-CONF.17- 4  
7- 425  
10210- 0  
2- 0133  
34124  
14155  
5255  
5213  
1113  
11

TOTALS

RPI 1-25

RPI 26-50

W-L RECORDS

RPI 51-100

RPI 101-999

RPI 201+

17- 4

0- 0

0- 1

OVERALL

2- 1

15- 2

7- 0

9- 1

0- 0

0- 0

HOME

0- 0

9- 1

4- 0

7- 1

0- 0

0- 0

AWAY

2- 0

5- 1

3- 0

1- 2

0- 0

0- 1

NEUTRAL

0- 1

1- 0

0- 0

7- 4

0- 0

0- 1

NON-CONFERENCE

1- 1

6- 2

2- 0

4- 1

0- 0

0- 0

HOME

0- 0

4- 1

1- 0

2- 1

0- 0

0- 0

AWAY

1- 0

1- 1

1- 0

1- 2

0- 0

0- 1

NEUTRAL

0- 1

1- 0

0- 0

10- 0

0- 0

0- 0

CONFERENCE

1- 0

9- 0

5- 0

5- 0

0- 0

0- 0

HOME

0- 0

5- 0

3- 0

5- 0

0- 0

0- 0

AWAY

1- 0

4- 0

2- 0

0- 0

0- 0

0- 0

NEUTRAL

0- 0

0- 0

0- 0

RPI 1-25

RPI 26-50

RPI 51-100

Team's RPI: 55

RPI 101+

RPI S Opponent Score

RPI S Opponent Score

RPI S Opponent Score

RPI S Opponent Score

26 N DePaul 71 88

77 N Belmont 63 71

104 H UNLV 50 52

79 A Washington St. 64 56

119 H Western Ill. 80 65

87 A Saint Mary's (CA) 73 65

123 N Kent St. 77 57

132 H Portland St. 91 52

147 H Saint Francis (PA) 97 74

148 A Colorado St. 49 65

150 H Loyola Marymount 77 67

156 A Pacific 99 72

163 A San Francisco 81 57

163 H San Francisco 74 47

205 H Eastern Wash. 69 45

227 H Pepperdine 73 51

230 A Montana 70 55

258 A Santa Clara 63 51

258 H Santa Clara 71 44

300 A Portland 70 56

300 H Portland 75 36

LAST 12 Division I GAMES:

163 A San Francisco 81 57

150 H Loyola Marymount 77 67

300 H Portland 75 36

227 H Pepperdine 73 51

258 H Santa Clara 71 44

258 A Santa Clara 63 51

87 A Saint Mary's (CA) 73 65

156 A Pacific 99 72

163 H San Francisco 74 47

119 H Western Ill. 80 65

300 A Portland 70 56

147 H Saint Francis (PA) 97 74

Average RPI Win:	306	WON-LOST	WINNING	LAST 10	STRENGTH OF	OPP. STRENGTH	TEAM	ADJ.	CONF.	ADJ CONF.
Average RPI Loss:	163	RECORD	PCT. RANK	GAMES	SCHEDULE	OF SCHEDULE	RPI	RPI	RPI	RPI
DIV. I ONLY	9- 11	206	6- 4	332	281	252	252	32	32	
DIV. I NON-CONF.	3- 8	268	0- 3	260	110	270	270	32	32	
-----										
TOTALS	RPI 1-25	RPI 26-50	W-L RECORDS	RPI 51-100	RPI 101-999	RPI 201+				
9- 11	0- 1	0- 0	OVERALL	0- 3	9- 7	9- 4				
5- 2	0- 1	0- 0	HOME	0- 0	5- 1	5- 1				
4- 8	0- 0	0- 0	AWAY	0- 0	4- 1	4- 1				
0- 1	0- 0	0- 0	NEUTRAL	0- 1	0- 0	0- 0				
3- 8	0- 1	0- 0	NON-CONFERENCE	0- 3	3- 4	3- 2				
2- 1	0- 1	0- 0	HOME	0- 0	2- 0	2- 0				
1- 6	0- 0	0- 0	AWAY	0- 2	1- 4	1- 2				
0- 1	0- 0	0- 0	NEUTRAL	0- 1	0- 0	0- 0				
6- 3	0- 0	0- 0	CONFERENCE	0- 0	6- 3	6- 2				
3- 1	0- 0	0- 0	HOME	0- 0	3- 1	3- 1				
3- 2	0- 0	0- 0	AWAY	0- 0	3- 2	3- 1				
0- 0	0- 0	0- 0	NEUTRAL	0- 0	0- 0	0- 0				

RPI 1-25				RPI 26-50				RPI 51-100				RPI 101+				Team's RPI: 252
RPI	S	Opponent	Score	RPI	S	Opponent	Score	RPI	S	Opponent	Score	RPI	S	Opponent	Score	
7	H	Florida St.	53 96					85	A	Alabama	49 73	183	A	Memphi s	48 57	
								86	N	North Carol i na	63 79	186	A	Southern U.	44 63	
								93	A	Arkansas	62 79	195	A	Xavi er	67 72	
												203	A	Arkansas St.	56 76	
												211	A	Loui si ana Tech	53 64	
												241	H	Texas Southern	63 73	
												272	A	Al corn	75 68	
												283	H	Prai ri e Vi ew	81 79	
												289	A	McNeese	75 60	
												294	H	Southeastern La.	61 52	
												297	H	Al abama A&M	78 49	
												306	A	Jackson St.	70 82	
												312	H	Al abama St.	93 71	
												332	H	La. -Monroe	61 52	
												338	A	Mi ssi ssi ppi Val .	64 62	
												340	A	Ark. -Pi ne Bl uff	66 57	
-----																
LAST 12 Di vi si on I GAMES:																
338	A	Mi ssi ssi ppi Val .	64 62	186	A	Southern U.	44 63	312	H	Al abama St.	93 71	297	H	Al abama A&M	78 49	
340	A	Ark. -Pi ne Bl uff	66 57	183	A	Memphi s	48 57	86	N	North Carol i na	63 79	93	A	Arkansas	62 79	
306	A	Jackson St.	70 82													
241	H	Texas Southern	63 73													
283	H	Prai ri e Vi ew	81 79													
272	A	Al corn	75 68													

Non-Di v I Games:

Grambling

■ Loss, 
 ■ Non-Conf, 
 ■ S Site, 
 ■ Home 
 ■ Away 
 N Neutral

Average RPI Win:	282	WON-LOST	WINNING	LAST 10	STRENGTH OF	OPP. STRENGTH	TEAM	ADJ.	CONF.	ADJ CONF.
Average RPI Loss:	182	RECORD	PCT. RANK	GAMES	SCHEDULE	OF SCHEDULE	RPI	RPI	RPI	RPI
DIV. I ONLY	8- 10	211	7- 2	311	309	264	264	30	30	
DIV. I NON-CONF.	4- 8	239	3- 2	264	291	267	267	31	31	
-----										
TOTALS	RPI 1-25	RPI 26-50	W-L RECORDS	RPI 51-100	RPI 101-999	RPI 201+				
8- 10	0- 1	0- 0	OVERALL	0- 0	8- 9	7- 4				
5- 4	0- 1	0- 0	HOME	0- 0	5- 3	5- 2				
3- 6	0- 0	0- 0	AWAY	0- 0	3- 6	2- 2				
0- 0	0- 0	0- 0	NEUTRAL	0- 0	0- 0	0- 0				
4- 8	0- 1	0- 0	NON-CONFERENCE	0- 0	4- 7	3- 2				
2- 3	0- 1	0- 0	HOME	0- 0	2- 2	2- 1				
2- 5	0- 0	0- 0	AWAY	0- 0	2- 5	1- 1				
0- 0	0- 0	0- 0	NEUTRAL	0- 0	0- 0	0- 0				
4- 2	0- 0	0- 0	CONFERENCE	0- 0	4- 2	4- 2				
3- 1	0- 0	0- 0	HOME	0- 0	3- 1	3- 1				
1- 1	0- 0	0- 0	AWAY	0- 0	1- 1	1- 1				
0- 0	0- 0	0- 0	NEUTRAL	0- 0	0- 0	0- 0				

RPI 1-25				RPI 26-50				RPI 51-100				RPI 101+ Team's RPI: 264			
RPI	S	Opponent	Score	RPI	S	Opponent	Score	RPI	S	Opponent	Score	RPI	S	Opponent	Score
15	H	Duke	61 74									104	A	UNLV	47 76
												115	H	Rice	59 69
												143	A	Washington	65 79
												151	A	Bethune-Cookman	60 69
												169	A	Cal Poly	69 75
												184	A	Fla. Atlantic	77 73
												213	H	Seattle U	74 63
												249	A	New Mexico St.	60 64
												255	H	UMKC	59 62
												258	H	Santa Clara	39 38
												286	A	Valparaiso	75 80
												304	H	Utah Valley	81 61
												307	H	Southern Utah	59 54
												319	A	UTRGV	65 59
												328	A	Northern Ariz.	72 54
												336	H	Long Beach St.	63 65
												339	H	Chicago St.	64 36
-----															
LAST 12 Division I GAMES:															
304	H	Utah Valley	81 61	258	H	Santa Clara	39 38	307	H	Southern Utah	59 54				
255	H	UMKC	59 62	328	A	Northern Ariz.	72 54	143	A	Washington	65 79				
339	H	Chicago St.	64 36	336	H	Long Beach St.	63 65	169	A	Cal Poly	69 75				
319	A	UTRGV	65 59	184	A	Fla. Atlantic	77 73	213	H	Seattle U	74 63				
249	A	New Mexico St.	60 64	255	H	UMKC	59 62	286	A	Valparaiso	75 80				
213	H	Seattle U	74 63	304	H	Utah Valley	81 61	307	H	Southern Utah	59 54				

Non-Div I Games: Arizona Christian 75 51 Benedictine Mesa 67 53

Grand Canyon



Average RPI	Win:	149	WON-LOST	WINNING	LAST 10	STRENGTH OF	OPP. STRENGTH	TEAM	ADJ.	CONF.	ADJ CONF.
Average RPI	Loss:	135	RECORD	PCT. RANK	GAMES	SCHEDULE	OF SCHEDULE	RPI	RPI	RPI	RPI
DIV. I ONLY		19- 2		7	9- 1	55	108	13	13	11	11
DIV. I NON-CONF.		10- 1		16	2- 0	37	27	7	7	12	12
-----											
TOTALS	RPI 1-25		RPI 26-50		W-L RECORDS	RPI 51-100		RPI 101-999		RPI 201+	
19- 2	1- 1		2- 0		OVERALL	4- 0		12- 1		5- 1	
9- 0	1- 0		1- 0		HOME	2- 0		5- 0		3- 0	
8- 1	0- 0		0- 0		AWAY	2- 0		6- 1		2- 1	
2- 1	0- 1		1- 0		NEUTRAL	0- 0		1- 0		0- 0	
10- 1	1- 1		2- 0		NON-CONFERENCE	2- 0		5- 0		2- 0	
4- 0	1- 0		1- 0		HOME	1- 0		1- 0		1- 0	
4- 0	0- 0		0- 0		AWAY	1- 0		3- 0		1- 0	
2- 1	0- 1		1- 0		NEUTRAL	0- 0		1- 0		0- 0	
9- 1	0- 0		0- 0		CONFERENCE	2- 0		7- 1		3- 1	
5- 0	0- 0		0- 0		HOME	1- 0		4- 0		2- 0	
4- 1	0- 0		0- 0		AWAY	1- 0		3- 1		1- 1	
0- 0	0- 0		0- 0		NEUTRAL	0- 0		0- 0		0- 0	

RPI	S	Opponent	Score	RPI	S	Opponent	Score	RPI	S	Opponent	Score	RPI	S	Opponent	Score
3	N	Mississippi St.	46 67	29	N	Arizona St.	61 48	51	A	Dayton	75 64	102	A	Wright St.	58 51
20	H	Marquette	63 55	40	H	South Dakota St.	55 41	63	A	IUPUI	60 34	106	H	Milwaukee	52 29
								63	H	IUPUI	52 45	131	H	Cleveland St.	69 43
								91	H	Chattanooga	60 30	176	A	Northwestern	63 57
												178	A	Wisconsin	67 34
												182	A	Oakland	81 48
												196	N	Columbia	61 43
												236	H	Bradley	72 40
												242	H	Youngstown St.	65 56
												267	A	Northern Ky.	54 62
												290	A	Detroit Mercy	85 27
												308	A	Loyola Chicago	76 39
												318	H	Ill. -Chicago	65 36
-----															
LAST 12 Division I GAMES:															
63	H	IUPUI	52 45	242	H	Youngstown St.	65 56								
318	H	Ill. -Chicago	65 36	106	H	Milwaukee	52 29								
182	A	Oakland	81 48	267	A	Northern Ky.	54 62								
290	A	Detroit Mercy	85 27	102	A	Wright St.	58 51								
63	A	IUPUI	60 34	176	A	Northwestern	63 57								
131	H	Cleveland St.	69 43	236	H	Bradley	72 40								

Non-Div I Games:

Green Bay

Average RPI Win: **269**  
 Average RPI Loss: **114**

WON-LOST  
RECORD

WINNING  
PCT. RANK

LAST 10  
GAMES

STRENGTH OF  
SCHEDULE

OPP. STRENGTH  
OF SCHEDULE

TEAM  
RPI

ADJ.  
RPI

CONF.  
RPI

ADJ CONF.  
RPI

DIV. I ONLY	8- 11	219	6- 3	207	156	202	202	31	31
DIV. I NON-CONF.	4- 9	249	2- 3	69	44	155	155	30	30
<hr/>									
TOTALS	RPI 1-25	RPI 26-50	W-L RECORDS	RPI 51-100	RPI 101-999	RPI 201+			
8- 11	0- 1	0- 1	OVERALL	1- 4	7- 5	6- 1			
4- 2	0- 0	0- 0	HOME	0- 1	4- 1	3- 0			
3- 8	0- 1	0- 1	AWAY	1- 3	2- 3	2- 1			
1- 1	0- 0	0- 0	NEUTRAL	0- 0	1- 1	1- 0			
4- 9	0- 1	0- 1	NON-CONFERENCE	1- 4	3- 3	2- 0			
2- 1	0- 0	0- 0	HOME	0- 1	2- 0	1- 0			
1- 7	0- 1	0- 1	AWAY	1- 3	0- 2	0- 0			
1- 1	0- 0	0- 0	NEUTRAL	0- 0	1- 1	1- 0			
4- 2	0- 0	0- 0	CONFERENCE	0- 0	4- 2	4- 1			
2- 1	0- 0	0- 0	HOME	0- 0	2- 1	2- 0			
2- 1	0- 0	0- 0	AWAY	0- 0	2- 1	2- 1			
0- 0	0- 0	0- 0	NEUTRAL	0- 0	0- 0	0- 0			

RPI 1-25				RPI 26-50				RPI 51-100				RPI 101+ Team's RPI: 202			
RPI	S	Opponent	Score	RPI	S	Opponent	Score	RPI	S	Opponent	Score	RPI	S	Opponent	Score
4	A	Oregon	45 <b>87</b>	28	A	Virginia	62 <b>66</b>	58	H	Quinnipiac	58 <b>64</b>	101	N	Brown	66 <b>73</b>
								61	A	TCU	68 <b>90</b>	151	H	Bethune-Cookman	56 <b>61</b>
								76	A	Elon	59 <b>82</b>	167	A	Temple	56 <b>65</b>
								86	A	North Carolina	70 <b>66</b>	187	A	Samford	61 <b>66</b>
								91	A	Chattanooga	52 <b>64</b>	196	H	Columbia	60 <b>58</b>
												248	N	San Jose St.	81 <b>73</b>
												309	A	UMES	70 <b>65</b>
												311	H	Delaware St.	66 <b>62</b>
												320	H	Old Dominion	50 <b>42</b>
												333	A	South Carolina St.	70 <b>78</b>
												335	H	Florida A&M	66 <b>65</b>
												345	A	Savannah St.	81 <b>53</b>
<hr/>															
LAST 12 Division I GAMES:															
151	H	Bethune-Cookman	56 <b>61</b>	309	A	UMES	70 <b>65</b>	196	H	Columbia	60 <b>58</b>	187	A	Samford	61 <b>66</b>
335	H	Florida A&M	66 <b>65</b>	91	A	Chattanooga	52 <b>64</b>	61	A	TCU	68 <b>90</b>	167	A	Temple	56 <b>65</b>
333	A	South Carolina St.	70 <b>78</b>	61	A	TCU	68 <b>90</b>								
345	A	Savannah St.	81 <b>53</b>	167	A	Temple	56 <b>65</b>								
320	H	Old Dominion	50 <b>42</b>												
311	H	Delaware St.	66 <b>62</b>												

Hampton

Hampton

Non-Div I Games:

Hampton

**Loss**, **Non-Conf**, S Site, **H** Home **A** Away **N** Neutral

Average RPI Win:	251	WON-LOST	WINNING	LAST 10	STRENGTH OF	OPP. STRENGTH	TEAM	ADJ.	CONF.	ADJ CONF.
Average RPI Loss:	107	RECORD	PCT. RANK	GAMES	SCHEDULE	OF SCHEDULE	RPI	RPI	RPI	RPI
DIV. I ONLY	13- 8	106	6- 4	220	228	154	154	20	20	
DIV. I NON-CONF.	8- 5	111	3- 1	139	198	116	116	24	24	
-----										
TOTALS	RPI 1-25	RPI 26-50	W-L RECORDS	RPI 51-100	RPI 101-999	RPI 201+				
13- 8	0- 2	0- 0	OVERALL	1- 3	12- 3	10- 1				
7- 3	0- 1	0- 0	HOME	1- 1	6- 1	5- 0				
3- 5	0- 0	0- 0	AWAY	0- 0	3- 1	3- 1				
3- 0	0- 0	0- 0	NEUTRAL	0- 0	3- 0	2- 0				
8- 5	0- 2	0- 0	NON-CONFERENCE	0- 2	8- 1	6- 0				
4- 2	0- 1	0- 0	HOME	0- 0	4- 1	3- 0				
1- 3	0- 1	0- 0	AWAY	0- 2	1- 0	1- 0				
3- 0	0- 0	0- 0	NEUTRAL	0- 0	3- 0	2- 0				
5- 3	0- 0	0- 0	CONFERENCE	1- 1	4- 2	4- 1				
3- 1	0- 0	0- 0	HOME	1- 1	2- 0	2- 0				
2- 2	0- 0	0- 0	AWAY	0- 0	2- 2	2- 1				
0- 0	0- 0	0- 0	NEUTRAL	0- 0	0- 0	0- 0				

H  
a  
r  
t  
f  
o  
r  
dH  
a  
r  
t  
f  
o  
r  
d

RPI 1-25				RPI 26-50				RPI 51-100				RPI 101+ Team's RPI: 154			
RPI	S	Opponent	Score	RPI	S	Opponent	Score	RPI	S	Opponent	Score	RPI	S	Opponent	Score
21	H	Villanova	53 71					66	A	Fordham	44 69	121	H	Delaware	63 72
25	A	Syracuse	63 75					67	H	Albany (NY)	70 55	122	N	Yale	78 70
								82	H	Maine	44 59	161	A	Binghamton	59 64
								86	A	North Carolina	70 90	197	H	Siena	71 62
												209	H	Hofstra	60 49
												212	H	Niagara	83 65
												222	A	Stony Brook	75 68
												278	A	Bryant	59 47
												292	A	Vermont	47 53
												297	N	Alabama A&M	56 47
												310	H	Central Conn. St.	68 52
												317	N	Charleston So.	62 43
												331	H	UMBC	65 54
												348	A	UMass Lowell I	81 42
												348	H	UMass Lowell I	78 56
-----															
LAST 12 Division I GAMES:															
348	H	UMass Lowell I	78 56	222	A	Stony Brook	75 68								
292	A	Vermont	47 53	67	H	Albany (NY)	70 55								
82	H	Maine	44 59	122	N	Yale	78 70								
331	H	UMBC	65 54	66	A	Fordham	44 69								
161	A	Binghamton	59 64	197	H	Siena	71 62								
348	A	UMass Lowell I	81 42	278	A	Bryant	59 47								

Non-Div I Games:

Hartford

Average RPI Win: 183

Average RPI Loss: 78

WON-LOST  
RECORDWINNING  
PCT. RANKLAST 10  
GAMESSTRENGTH OF  
SCHEDULEOPP. STRENGTH  
OF SCHEDULETEAM  
RPIADJ.  
RPICONF.  
RPIADJ CONF.  
RPIDIV. I ONLY  
DIV. I NON-CONF.11- 6  
8- 596  
1117- 3  
5- 367  
112115  
10668  
8168  
819  
99  
9

TOTALS

RPI 1-25

RPI 26-50

W-L RECORDS

RPI 51-100

RPI 101-999

RPI 201+

11- 6

0- 0

0- 2

OVERALL

0- 2

11- 2

5- 0

8- 0

0- 0

0- 0

HOME

0- 0

8- 0

3- 0

1- 5

0- 0

0- 2

AWAY

0- 1

1- 2

0- 0

2- 1

0- 0

0- 0

NEUTRAL

0- 1

2- 0

2- 0

8- 5

0- 0

0- 2

NON-CONFERENCE

0- 2

8- 1

5- 0

5- 0

0- 0

0- 0

HOME

0- 0

5- 0

3- 0

1- 4

0- 0

0- 2

AWAY

0- 1

1- 1

0- 0

2- 1

0- 0

0- 0

NEUTRAL

0- 1

2- 0

2- 0

3- 1

0- 0

0- 0

CONFERENCE

0- 0

3- 1

0- 0

3- 0

0- 0

0- 0

HOME

0- 0

3- 0

0- 0

0- 1

0- 0

0- 0

AWAY

0- 0

0- 1

0- 0

0- 0

0- 0

0- 0

NEUTRAL

0- 0

0- 0

0- 0

RPI 1-25

RPI 26-50

RPI 51-100

Team's RPI: 68

RPI 101+

RPI S Opponent Score

RPI S Opponent Score

28 A Virginia 48 50

34 A FGCU 56 65

RPI S Opponent Score

51 N Dayton 66 72

82 A Maine 51 76

RPI S Opponent Score

101 H Brown 87 85

107 A Dartmouth 56 63

107 H Dartmouth 76 65

122 H Yale 97 73

153 A Northeastern 79 69

167 A Temple 64 86

193 H Boston U. 80 70

197 H Siena 75 67

217 N Akron 76 63

221 H La Salle 70 61

222 H Stony Brook 60 53

224 N N. C. A&amp;T 64 60

256 H Sacred Heart 70 62

LAST 12 Division I GAMES:

101 H Brown 87 85

122 H Yale 97 73

107 H Dartmouth 76 65

221 H La Salle 70 61

107 A Dartmouth 56 63

222 H Stony Brook 60 53

217 N Akron 76 63

34 A FGCU 56 65

153 A Northeastern 79 69

167 A Temple 64 86

224 N N. C. A&amp;T 64 60

28 A Virginia 48 50

Harvard

Average RPI	Win:	248	WON-LOST	WINNING	LAST 10	STRENGTH OF	OPP. STRENGTH	TEAM	ADJ.	CONF.	ADJ CONF.
Average RPI	Loss:	144	RECORD	PCT. RANK	GAMES	SCHEDULE	OF SCHEDULE	RPI	RPI	RPI	RPI
DIV. I ONLY		8- 12		229	2- 7	196		197	246	246	21
DIV. I NON-CONF.		6- 6		170	1- 2	132		133	172	172	20
-----											
TOTALS	RPI 1-25		RPI 26-50		W-L RECORDS	RPI 51-100		RPI 101-999		RPI 201+	
8- 12	0- 2		0- 2		OVERALL	0- 1		8- 7		7- 4	
6- 5	0- 0		0- 2		HOME	0- 0		6- 3		5- 1	
2- 5	0- 0		0- 0		AWAY	0- 1		2- 4		2- 3	
0- 2	0- 2		0- 0		NEUTRAL	0- 0		0- 0		0- 0	
6- 6	0- 2		0- 2		NON-CONFERENCE	0- 0		6- 2		5- 1	
4- 3	0- 0		0- 2		HOME	0- 0		4- 1		3- 0	
2- 1	0- 0		0- 0		AWAY	0- 0		2- 1		2- 1	
0- 2	0- 2		0- 0		NEUTRAL	0- 0		0- 0		0- 0	
2- 6	0- 0		0- 0		CONFERENCE	0- 1		2- 5		2- 3	
2- 2	0- 0		0- 0		HOME	0- 0		2- 2		2- 1	
0- 4	0- 0		0- 0		AWAY	0- 1		0- 3		0- 2	
0- 0	0- 0		0- 0		NEUTRAL	0- 0		0- 0		0- 0	

RPI 1-25				RPI 26-50				RPI 51-100				RPI 101+ Team's RPI: 246			
RPI	S	Opponent	Score	RPI	S	Opponent	Score	RPI	S	Opponent	Score	RPI	S	Opponent	Score
4	N	Oregon	44 85	45	H	Southern Cal i fornia	60 71	60	A	UC Davis	52 76	141	H	Idaho St.	62 64
14	N	Texas A&M	59 103	47	H	Purdue	67 79					171	H	Marist	70 63
												177	A	UC Irvi ne	66 70
												177	H	UC Irvi ne	67 74
												204	H	San Diego	64 63
												208	H	Montana St.	81 75
												213	A	Seattle U	73 58
												216	H	CSUN	58 70
												244	A	UC Ri versi de	57 79
												244	H	UC Ri versi de	63 57
												279	A	Ari zona	65 60
												299	A	Cal St. Fullerton	57 69
												300	A	Portland	47 76
												328	H	Northern Ariz.	84 68
												336	H	Long Beach St.	74 66
-----															
LAST 12 Division I GAMES:															
244	H	UC Ri versi de	63 57	60	A	UC Davis	52 76								
216	H	CSUN	58 70	299	A	Cal St. Fullerton	57 69								
177	A	UC Irvi ne	66 70	4	N	Oregon	44 85								
244	A	UC Ri versi de	57 79	14	N	Texas A&M	59 103								
336	H	Long Beach St.	74 66	279	A	Ari zona	65 60								
177	H	UC Irvi ne	67 74	141	H	Idaho St.	62 64								

Non-Div I Games: Hawai i Paci fic 67 57

Hawai i

Average RPI Win:	265	WON-LOST	WINNING	LAST 10	STRENGTH OF	OPP. STRENGTH	TEAM	ADJ.	CONF.	ADJ CONF.
Average RPI Loss:	99	RECORD	PCT. RANK	GAMES	SCHEDULE	OF SCHEDULE	RPI	RPI	RPI	RPI
DIV. I ONLY	11- 7	112	8- 2	209	253	133	133	28	28	
DIV. I NON-CONF.	4- 5	202	2- 1	111	100	124	124	28	28	
-----										
TOTALS	RPI 1-25	RPI 26-50	W-L RECORDS	RPI 51-100	RPI 101-999	RPI 201+				
11- 7	0- 1	0- 0	OVERALL	0- 3	11- 3	10- 0				
4- 3	0- 0	0- 0	HOME	0- 1	4- 2	4- 0				
7- 4	0- 0	0- 0	AWAY	0- 1	7- 1	6- 0				
0- 0	0- 0	0- 0	NEUTRAL	0- 0	0- 0	0- 0				
4- 5	0- 1	0- 0	NON-CONFERENCE	0- 3	4- 1	3- 0				
1- 2	0- 0	0- 0	HOME	0- 1	1- 1	1- 0				
3- 3	0- 1	0- 0	AWAY	0- 2	3- 0	2- 0				
0- 0	0- 0	0- 0	NEUTRAL	0- 0	0- 0	0- 0				
7- 2	0- 0	0- 0	CONFERENCE	0- 0	7- 2	7- 0				
3- 1	0- 0	0- 0	HOME	0- 0	3- 1	3- 0				
4- 1	0- 0	0- 0	AWAY	0- 0	4- 1	4- 0				
0- 0	0- 0	0- 0	NEUTRAL	0- 0	0- 0	0- 0				

RPI 1-25				RPI 26-50				RPI 51-100				RPI 101+				Team's RPI: 133
RPI	S	Opponent	Score	RPI	S	Opponent	Score	RPI	S	Opponent	Score	RPI	S	Opponent	Score	
15	A	Duke	50 77					74	A	Virginia Tech	63 86	108	H	Liberty	42 65	
								78	A	Ohio	61 64	146	H	Davidsen	74 82	
								83	H	UAB	61 77	175	A	Stetson	69 64	
												189	A	Radford	47 50	
												209	A	Norfolk St.	59 56	
												220	H	Gardner-Webb	83 80	
												231	A	UNCG	81 72	
												240	A	UNC Asheville	58 45	
												257	A	Campbell	62 53	
												259	H	Presbyterian	81 55	
												317	A	Charleston So.	75 74	
												321	H	Western Caro.	75 69	
												337	A	Winthrop	79 58	
												349	H	Longwood	62 41	
-----																
LAST 12 Division I GAMES:																
108	H	Liberty	42 65	259	H	Presbyterian	81 55	240	A	UNC Asheville	58 45	220	H	Gardner-Webb	83 80	
317	A	Charleston So.	75 74	240	A	UNC Asheville	58 45	231	A	UNCG	81 72	321	H	Western Caro.	75 69	
189	A	Radford	47 50	220	H	Gardner-Webb	83 80	321	H	Western Caro.	75 69	337	A	Winthrop	79 58	
349	H	Longwood	62 41	231	A	UNCG	81 72	337	A	Winthrop	79 58	349	H	Longwood	62 41	
257	A	Campbell	62 53	321	H	Western Caro.	75 69									
337	A	Winthrop	79 58	146	H	Davidsen	74 82									

Non-Div I Games: N. C. Wesleyan 111 54 Barton 82 69

High Point

H  
o  
f  
s  
t  
r  
a

Hofstra				Through Games Of Jan. 30, 2018							
Average RPI	Win:	241	WON-LOST	WINNING	LAST 10	STRENGTH OF	OPP. STRENGTH	TEAM	ADJ.	CONF.	ADJ CONF.
Average RPI	Loss:	127	RECORD	PCT. RANK	GAMES	SCHEDULE	OF SCHEDULE	RPI	RPI	RPI	RPI
DIV. I ONLY			10- 11	187	4- 6	222	161	209	209	10	10
DIV. I NON-CONF.			6- 5	153	1- 1	331	203	241	241	13	13
-----											
TOTALS		RPI 1-25		RPI 26-50		W-L RECORDS		RPI 51-100		RPI 101-999	RPI 201+
10- 11		0- 0		0- 2		OVERALL		0- 2		10- 7	8- 1
5- 5		0- 0		0- 1		HOME		0- 1		5- 3	4- 1
4- 6		0- 0		0- 1		AWAY		0- 1		4- 4	4- 0
1- 0		0- 0		0- 0		NEUTRAL		0- 0		1- 0	0- 0
6- 5		0- 0		0- 0		NON-CONFERENCE		0- 0		6- 5	5- 1
3- 2		0- 0		0- 0		HOME		0- 0		3- 2	3- 1
2- 3		0- 0		0- 0		AWAY		0- 0		2- 3	2- 0
1- 0		0- 0		0- 0		NEUTRAL		0- 0		1- 0	0- 0
4- 6		0- 0		0- 2		CONFERENCE		0- 2		4- 2	3- 0
2- 3		0- 0		0- 1		HOME		0- 1		2- 1	1- 0
2- 3		0- 0		0- 1		AWAY		0- 1		2- 1	2- 0
0- 0		0- 0		0- 0		NEUTRAL		0- 0		0- 0	0- 0

H  
o  
f  
s  
t  
r  
a

RPI 1-25				RPI 26-50				RPI 51-100				RPI 101+				Team's RPI: 209
RPI	S	Opponent	Score	RPI	S	Opponent	Score	RPI	S	Opponent	Score	RPI	S	Opponent	Score	
				42	A	Drexel	38 47	89	A	James Madison	56 73	103	N	Wake Forest	69 66	
				42	H	Drexel	47 58	89	H	James Madison	42 55	104	A	UNLV	52 68	
												121	H	Delaware	51 58	
												138	A	William & Mary	53 63	
												138	H	William & Mary	65 54	
												154	A	Hartford	49 60	
												196	A	Col umbi a	53 75	
												197	H	Si ena	60 70	
												222	H	Stony Brook	49 73	
												223	H	Holy Cross	69 63	
												229	H	St. Bonaventure	71 68	
												254	A	Col . of Charleston	75 60	
												254	H	Col . of Charleston	65 60	
												256	A	Sacred Heart	86 81	
												276	A	UNCW	69 61	
												331	H	UMBC	71 55	
												342	A	Iona	68 43	
-----																
LAST 12 Division I GAMES:																
				138	A	William & Mary	53 63	276	A	UNCW	69 61					
				89	A	James Madison	56 73	254	A	Col . of Charleston	75 60					
				42	H	Drexel	47 58	42	A	Drexel	38 47					
				138	H	William & Mary	65 54	89	H	James Madison	42 55					
				254	H	Col . of Charleston	65 60	229	H	St. Bonaventure	71 68					
				121	H	Delaware	51 58	196	A	Col umbi a	53 75					

Non-Div I Games:

Hofstra

Average RPI Win:	257	WON-LOST	WINNING	LAST 10	STRENGTH OF	OPP. STRENGTH	TEAM	ADJ.	CONF.	ADJ CONF.
Average RPI Loss:	146	RECORD	PCT. RANK	GAMES	SCHEDULE	OF SCHEDULE	RPI	RPI	RPI	RPI
DIV. I ONLY	10- 11	187	5- 5	248	242	223	223	15	15	
DIV. I NON-CONF.	5- 6	187	1- 1	299	308	252	252	18	18	
-----										
TOTALS	RPI 1-25	RPI 26-50	W-L RECORDS	RPI 51-100	RPI 101-999	RPI 201+				
10- 11	0- 0	0- 0	OVERALL	0- 3	10- 8	7- 3				
3- 7	0- 0	0- 0	HOME	0- 3	3- 4	2- 1				
7- 4	0- 0	0- 0	AWAY	0- 0	7- 4	5- 2				
0- 0	0- 0	0- 0	NEUTRAL	0- 0	0- 0	0- 0				
5- 6	0- 0	0- 0	NON-CONFERENCE	0- 1	5- 5	5- 1				
2- 3	0- 0	0- 0	HOME	0- 1	2- 2	2- 0				
3- 3	0- 0	0- 0	AWAY	0- 0	3- 3	3- 1				
0- 0	0- 0	0- 0	NEUTRAL	0- 0	0- 0	0- 0				
5- 5	0- 0	0- 0	CONFERENCE	0- 2	5- 3	2- 2				
1- 4	0- 0	0- 0	HOME	0- 2	1- 2	0- 1				
4- 1	0- 0	0- 0	AWAY	0- 0	4- 1	2- 1				
0- 0	0- 0	0- 0	NEUTRAL	0- 0	0- 0	0- 0				

RPI 1-25				RPI 26-50				RPI 51-100				RPI 101+				Team's RPI: 223	
RPI	S	Opponent	Score	RPI	S	Opponent	Score	RPI	S	Opponent	Score	RPI	S	Opponent	Score		
								67	H	Albany (NY)	56	65	101	A	Brown	78	82
								71	H	American	63	68	107	H	Dartmouth	74	76
								84	H	Navy	58	65	144	H	Bucknell	47	71
													171	A	Marist	74	85
													173	H	Lehigh	54	49
													180	H	Boston College	61	70
													190	A	Army West Point	70	62
													193	A	Boston U.	60	57
													209	A	Hofstra	63	69
													235	A	Lafayette	69	56
													235	H	Lafayette	65	69
													239	A	Loyola Maryland	60	77
													265	A	Rider	83	56
													270	A	Colgate	71	64
													278	H	Bryant	59	57
													292	H	Vermont	64	53
													329	A	Rhode Island	69	63
													348	A	UMass Lowell	84	56
LAST 12 Division I GAMES:																	
235	A	Lafayette	69	56	239	A	Loyola Maryland	60	77								
71	H	American	63	68	173	H	Lehigh	54	49								
144	H	Bucknell	47	71	235	H	Lafayette	65	69								
190	A	Army West Point	70	62	270	A	Colgate	71	64								
193	A	Boston U.	60	57	107	H	Dartmouth	74	76								
84	H	Navy	58	65	329	A	Rhode Island	69	63								

Non-Div I Games:

Holy Cross



H  
o  
u  
s  
t  
o  
n

Houston				Through Games Of Jan. 30, 2018															
Average RPI	Win:	170	WON-LOST	WINNING	LAST 10	STRENGTH OF	OPP. STRENGTH	TEAM	ADJ.	CONF.	ADJ CONF.								
Average RPI	Loss:	102	RECORD	PCT. RANK	GAMES	SCHEDULE	OF SCHEDULE	RPI	RPI	RPI	RPI								
DIV. I ONLY		16- 6	58	7- 3	86	84	48	48	8	8									
DIV. I NON-CONF.		11- 3	46	3- 1	97	105	28	28	7	7									
-----																			
TOTALS		RPI 1-25	RPI 26-50		W-L RECORDS		RPI 51-100		RPI 101-999		RPI 201+								
16- 6		0- 3	0- 0		OVERALL		1- 0		15- 3		5- 1								
7- 2		0- 1	0- 0		HOME		0- 0		7- 1		3- 0								
6- 4		0- 2	0- 0		AWAY		1- 0		5- 2		2- 1								
3- 0		0- 0	0- 0		NEUTRAL		0- 0		3- 0		0- 0								
11- 3		0- 2	0- 0		NON-CONFERENCE		0- 0		11- 1		3- 0								
5- 0		0- 0	0- 0		HOME		0- 0		5- 0		2- 0								
3- 3		0- 2	0- 0		AWAY		0- 0		3- 1		1- 0								
3- 0		0- 0	0- 0		NEUTRAL		0- 0		3- 0		0- 0								
5- 3		0- 1	0- 0		CONFERENCE		1- 0		4- 2		2- 1								
2- 2		0- 1	0- 0		HOME		0- 0		2- 1		1- 0								
3- 1		0- 0	0- 0		AWAY		1- 0		2- 1		1- 1								
0- 0		0- 0	0- 0		NEUTRAL		0- 0		0- 0		0- 0								
-----																			
RPI 1-25				RPI 26-50		Team's RPI: 48		RPI 51-100		RPI 101+									
RPI	S	Opponent	Score	RPI	S	Opponent	Score	RPI	S	Opponent	Score								
2	H	UConn	35 95					92	A	Tulane	98 92								
14	A	Texas A&M	65 83							106 N Milwaukee	74 59								
19	A	Rutgers	57 75							108 N Liberty	75 68								
										110 H George Mason	82 73								
										127 H ETSU	88 69								
										149 H Wichita St.	73 55								
										153 N Northeastern	72 64								
										157 A Texas St.	72 67								
										167 A Temple	99 75								
										170 H Cincinnati	82 88								
										180 A Boston College	74 79								
										181 A New Orleans	78 66								
										196 H Columbia	77 53								
										206 A UT Arlington	62 58								
										219 A SMU	85 75								
										219 H SMU	60 56								
										226 A East Carolina	78 80								
										232 H Texas Tech	79 75								
										301 H Incarnate Word	98 67								
								-----											
								LAST 12 Division I GAMES:											
								219	H	SMU	60 56	149	H	Wichita St.	73 55				
								226	A	East Carolina	78 80	219	A	SMU	85 75				
167	A	Temple	99 75	196	H	Columbia	77 53												
2	H	UConn	35 95	110	H	George Mason	82 73												
170	H	Cincinnati	82 88	301	H	Incarnate Word	98 67												
92	A	Tulane	98 92	19	A	Rutgers	57 75												

H  
o  
u  
s  
t  
o  
n

Non-Div I Games:

Houston

Average RPI Win:	312	WON-LOST	WINNING	LAST 10	STRENGTH OF	OPP. STRENGTH	TEAM	ADJ.	CONF.	ADJ CONF.
Average RPI Loss:	204	RECORD	PCT. RANK	GAMES	SCHEDULE	OF SCHEDULE	RPI	RPI	RPI	RPI
DIV. I ONLY	2- 13	323	2- 8	297	336	327	327	25	25	
DIV. I NON-CONF.	0- 6	337	0- 2	66	335	304	304	25	25	
-----										
TOTALS	RPI 1-25	RPI 26-50	W-L RECORDS	RPI 51-100	RPI 101-999	RPI 201+				
2- 13	0- 0	0- 1	OVERALL	0- 0	2- 12	2- 7				
0- 4	0- 0	0- 0	HOME	0- 0	0- 4	0- 3				
2- 9	0- 0	0- 1	AWAY	0- 0	2- 8	2- 4				
0- 0	0- 0	0- 0	NEUTRAL	0- 0	0- 0	0- 0				
0- 6	0- 0	0- 1	NON-CONFERENCE	0- 0	0- 5	0- 2				
0- 0	0- 0	0- 0	HOME	0- 0	0- 0	0- 0				
0- 6	0- 0	0- 1	AWAY	0- 0	0- 5	0- 2				
0- 0	0- 0	0- 0	NEUTRAL	0- 0	0- 0	0- 0				
2- 7	0- 0	0- 0	CONFERENCE	0- 0	2- 7	2- 5				
0- 4	0- 0	0- 0	HOME	0- 0	0- 4	0- 3				
2- 3	0- 0	0- 0	AWAY	0- 0	2- 3	2- 2				
0- 0	0- 0	0- 0	NEUTRAL	0- 0	0- 0	0- 0				

RPI 1-25				RPI 26-50				RPI 51-100				RPI 101+				Team's RPI: 327
RPI	S	Opponent	Score	RPI	S	Opponent	Score	RPI	S	Opponent	Score	RPI	S	Opponent	Score	
				31	A	South Fla.	43 90					115	A	Rice	45 67	
												117	A	UTEP	62 69	
												136	H	Lamar University	51 79	
												181	A	New Orleans	52 70	
												191	A	Oral Roberts	56 78	
												211	A	Louisiana Tech	62 85	
												214	A	Abilene Christian	68 80	
												262	A	A&M-Corpus Christi	49 50	
												282	H	Nicholls St.	61 73	
												289	H	McNeese	74 86	
												294	H	Southeastern La.	61 76	
												301	A	Incarnate Word	58 56	
												323	A	Sam Houston St.	69 61	
												332	A	La. -Monroe	73 77	
-----																
LAST 12 Division I GAMES:																
				262	A	A&M-Corpus Christi	49 50	282	H	Nicholls St.	61 73					
				301	A	Incarnate Word	58 56	181	A	New Orleans	52 70					
				289	H	McNeese	74 86	136	H	Lamar University	51 79					
				294	H	Southeastern La.	61 76	211	A	Louisiana Tech	62 85					
				323	A	Sam Houston St.	69 61	332	A	La. -Monroe	73 77					
				214	A	Abilene Christian	68 80	117	A	UTEP	62 69					

Non-Div I Games: LeTourneau 88 43 Paul Quinn 74 54 Jarvis Christian 78 30 Huston-Tillotson 76 72 Houston Baptist

Average RPI Win: **299**  
 Average RPI Loss: **165**

WON-LOST  
RECORD

WINNING  
PCT. RANK

LAST 10  
GAMES

STRENGTH OF  
SCHEDULE

OPP. STRENGTH  
OF SCHEDULE

TEAM  
RPI

ADJ.  
RPI

CONF.  
RPI

ADJ CONF.  
RPI

DIV. I ONLY	7- 13	254	4- 5	168	341	250	250	31	31
DIV. I NON-CONF.	4- 9	249	1- 3	43	324	212	212	30	30
TOTALS	RPI 1-25	RPI 26-50	W-L RECORDS	RPI 51-100	RPI 101-999	RPI 201+			
7- 13	0- 2	0- 0	OVERALL	0- 1	7- 10	7- 4			
5- 4	0- 0	0- 0	HOME	0- 0	5- 4	5- 1			
2- 9	0- 0	0- 0	AWAY	0- 0	2- 1	2- 1			
0- 0	0- 0	0- 0	NEUTRAL	0- 0	0- 0	0- 0			
4- 9	0- 2	0- 0	NON-CONFERENCE	0- 1	4- 6	4- 1			
4- 2	0- 0	0- 0	HOME	0- 0	4- 2	4- 0			
0- 7	0- 2	0- 0	AWAY	0- 1	0- 4	0- 1			
0- 0	0- 0	0- 0	NEUTRAL	0- 0	0- 0	0- 0			
3- 4	0- 0	0- 0	CONFERENCE	0- 0	3- 4	3- 3			
1- 2	0- 0	0- 0	HOME	0- 0	1- 2	1- 1			
2- 2	0- 0	0- 0	AWAY	0- 0	2- 2	2- 2			
0- 0	0- 0	0- 0	NEUTRAL	0- 0	0- 0	0- 0			

RPI	S	Opponent	Score	RPI	S	Opponent	Score	RPI	S	Opponent	Score	RPI	S	Opponent	Score	Team's RPI: 250
16	A	Georgia	47 <b>87</b>					65	A	Mercer	44 <b>70</b>	101	H	Brown	81 <b>85</b>	
22	A	Maryland	49 <b>111</b>									125	A	Georgetown	41 <b>93</b>	
												138	H	William & Mary	71 <b>83</b>	
												151	H	Bethune-Cookman	55 <b>59</b>	
												170	A	Cincinnati	53 <b>87</b>	
												197	A	Siena	61 <b>72</b>	
												224	H	N. C. A&T	68 <b>76</b>	
												257	H	Campbell	63 61	
												263	H	Fairleigh Dickinson	68 65	
												275	H	St. Francis Brooklyn	72 69	
												284	H	FIU	69 62	
												292	A	Vermont	65 <b>88</b>	
												309	A	UMES	52 <b>58</b>	
												333	A	South Carolina St.	68 58	
												334	H	N. C. Central	69 54	
												335	A	Florida A&M	59 <b>74</b>	
												345	A	Savannah St.	87 59	
LAST 12 Division I GAMES:																
309	A	UMES	52 <b>58</b>	335	A	Florida A&M	59 <b>74</b>	101	H	Brown	81 <b>85</b>	257	H	Campbell	63 61	
224	H	N. C. A&T	68 <b>76</b>	16	A	Georgia	47 <b>87</b>	170	A	Cincinnati	53 <b>87</b>					
334	H	N. C. Central	69 54													
345	A	Savannah St.	87 59													
333	A	South Carolina St.	68 58													
151	H	Bethune-Cookman	55 <b>59</b>													

Howard

Howard

Non-Div I Games:

Howard

I  
U  
P  
U  
I

I  
U  
P  
U  
I

I UPU I

Average RPI Win:	198	WON-LOST	WINNING	LAST 10	STRENGTH OF	OPP. STRENGTH	TEAM	ADJ.	CONF.	ADJ CONF.
Average RPI Loss:	125	RECORD	PCT. RANK	GAMES	SCHEDULE	OF SCHEDULE	RPI	RPI	RPI	RPI
DIV. I ONLY	9- 10	194	6- 3	161	92	160	160	19	19	
DIV. I NON-CONF.	3- 7	254	0- 2	60	84	164	164	14	14	
-----										
TOTALS	RPI 1-25	RPI 26-50	W-L RECORDS	RPI 51-100	RPI 101-999	RPI 201+				
9- 10	0- 1	1- 2	OVERALL	0- 2	8- 5	4- 4				
4- 4	0- 0	0- 1	HOME	0- 1	4- 2	3- 1				
5- 5	0- 0	1- 0	AWAY	0- 0	4- 0	1- 0				
0- 1	0- 0	0- 0	NEUTRAL	0- 1	0- 0	0- 0				
3- 7	0- 1	0- 1	NON-CONFERENCE	0- 2	3- 3	2- 2				
1- 3	0- 0	0- 0	HOME	0- 1	1- 2	1- 1				
2- 3	0- 1	0- 1	AWAY	0- 0	2- 1	1- 1				
0- 1	0- 0	0- 0	NEUTRAL	0- 1	0- 0	0- 0				
6- 3	0- 0	1- 1	CONFERENCE	0- 0	5- 2	2- 2				
3- 1	0- 0	0- 1	HOME	0- 0	3- 0	2- 0				
3- 2	0- 0	1- 0	AWAY	0- 0	2- 2	0- 2				
0- 0	0- 0	0- 0	NEUTRAL	0- 0	0- 0	0- 0				

RPI 1-25				RPI 26-50				RPI 51-100				RPI 101+				Team's RPI: 160
RPI	S	Opponent	Score	RPI	S	Opponent	Score	RPI	S	Opponent	Score	RPI	S	Opponent	Score	
6	A	Ohio St.	56 99	29	A	Arizona St.	33 77	54	H	Wyoming	64 70	132	A	Portland St.	101 90	
				49	A	Northern Colo.	79 71	61	N	TCU	76 86	143	H	Washington	69 81	
				49	H	Northern Colo.	72 78					148	A	Colorado St.	83 69	
												152	A	North Dakota	78 64	
												152	H	North Dakota	80 75	
												205	A	Eastern Wash.	64 71	
												213	H	Seattle U	60 68	
												214	A	Abilene Christian	72 82	
												216	A	CSUN	80 75	
												273	A	Sacramento St.	64 79	
												299	H	Cal St. Fullerton	80 60	
												307	H	Southern Utah	74 51	
												328	H	Northern Ariz.	83 68	
-----																
LAST 12 Division I GAMES:																
				152	A	North Dakota	78 64	273	A	Sacramento St.	64 79					
				49	A	Northern Colo.	79 71	49	H	Northern Colo.	72 78					
				328	H	Northern Ariz.	83 68	152	H	North Dakota	80 75					
				307	H	Southern Utah	74 51	29	A	Arizona St.	33 77					
				205	A	Eastern Wash.	64 71	213	H	Seattle U	60 68					
				132	A	Portland St.	101 90	54	H	Wyoming	64 70					

Non-Div I Games: Eastern Ore. 84 70

Idaho

Average RPI Win:	226	WON-LOST	WINNING	LAST 10	STRENGTH OF	OPP. STRENGTH	TEAM	ADJ.	CONF.	ADJ CONF.
Average RPI Loss:	139	RECORD	PCT. RANK	GAMES	SCHEDULE	OF SCHEDULE	RPI	RPI	RPI	RPI
DIV. I ONLY	10- 7	124	5- 4	288	143	141	141	19	19	
DIV. I NON-CONF.	6- 3	87	2- 1	286	135	98	98	14	14	
-----										
TOTALS	RPI 1-25	RPI 26-50	W-L RECORDS	RPI 51-100	RPI 101-999	RPI 201+				
10- 7	0- 0	0- 1	OVERALL	0- 2	10- 4	6- 2				
2- 2	0- 0	0- 1	HOME	0- 0	2- 1	1- 0				
8- 5	0- 0	0- 0	AWAY	0- 0	8- 0	5- 0				
0- 0	0- 0	0- 0	NEUTRAL	0- 0	0- 0	0- 0				
6- 3	0- 0	0- 0	NON-CONFERENCE	0- 2	6- 1	4- 1				
1- 0	0- 0	0- 0	HOME	0- 0	1- 0	1- 0				
5- 3	0- 0	0- 0	AWAY	0- 2	5- 1	3- 1				
0- 0	0- 0	0- 0	NEUTRAL	0- 0	0- 0	0- 0				
4- 4	0- 0	0- 1	CONFERENCE	0- 0	4- 3	2- 1				
1- 2	0- 0	0- 1	HOME	0- 0	1- 1	0- 0				
3- 2	0- 0	0- 0	AWAY	0- 0	3- 2	2- 1				
0- 0	0- 0	0- 0	NEUTRAL	0- 0	0- 0	0- 0				

RPI	S	Opponent	Score	RPI	S	Opponent	Score	RPI	S	Opponent	Score	RPI	S	Opponent	Score
				49	H	Northern Colo.	57 63	54	A	Wyoming	53 61	129	A	Weber St.	73 84
								79	A	Washington St.	55 72	129	H	Weber St.	70 76
												132	A	Portland St.	88 59
												143	A	Washington	79 59
												152	H	North Dakota	57 46
												177	A	UC Irvine	78 72
												213	A	Seattle U	74 69
												227	A	Pepperdine	74 80
												246	A	Hawaii	64 62
												273	A	Sacramento St.	85 71
												295	H	Utah St.	64 44
												304	A	Utah Valley	70 58
												307	A	Southern Utah	70 76
												328	A	Northern Ariz.	75 55
LAST 12 Division I GAMES:															
				129	A	Weber St.	73 84	307	A	Southern Utah	70 76				
				273	A	Sacramento St.	85 71	129	H	Weber St.	70 76				
				132	A	Portland St.	88 59	304	A	Utah Valley	70 58				
				49	H	Northern Colo.	57 63	246	A	Hawaii	64 62				
				152	H	North Dakota	57 46	54	A	Wyoming	53 61				
				328	A	Northern Ariz.	75 55	79	A	Washington St.	55 72				

Non-Div I Games: Westminster (UT) 83 45 Col. of Idaho 89 32

Idaho St.

Average RPI Win:	269	WON-LOST	WINNING	LAST 10	STRENGTH OF	OPP. STRENGTH	TEAM	ADJ.	CONF.	ADJ CONF.
Average RPI Loss:	186	RECORD	PCT. RANK	GAMES	SCHEDULE	OF SCHEDULE	RPI	RPI	RPI	RPI

DIV. I ONLY	5- 14	293	0- 10	283	286	318	318	11	11
DIV. I NON-CONF.	5- 4	146	1- 1	344	345	310	310	12	12
TOTALS	RPI 1-25	RPI 26-50	W-L RECORDS	RPI 51-100	RPI 101-999	RPI 201+			
5- 14	0- 1	0- 0	OVERALL	0- 1	5- 12	5- 7			
4- 6	0- 0	0- 0	HOME	0- 1	4- 5	4- 3			
1- 8	0- 1	0- 0	AWAY	0- 0	1- 7	1- 4			
0- 0	0- 0	0- 0	NEUTRAL	0- 0	0- 0	0- 0			
5- 4	0- 0	0- 0	NON-CONFERENCE	0- 0	5- 4	5- 4			
4- 2	0- 0	0- 0	HOME	0- 0	4- 2	4- 2			
1- 2	0- 0	0- 0	AWAY	0- 0	1- 2	1- 2			
0- 0	0- 0	0- 0	NEUTRAL	0- 0	0- 0	0- 0			
0- 10	0- 1	0- 0	CONFERENCE	0- 1	0- 8	0- 3			
0- 4	0- 0	0- 0	HOME	0- 1	0- 3	0- 1			
0- 6	0- 1	0- 0	AWAY	0- 0	0- 5	0- 2			
0- 0	0- 0	0- 0	NEUTRAL	0- 0	0- 0	0- 0			

RPI 1-25	RPI 26-50	RPI 51-100	RPI 101+	Team's RPI: 318
RPI S Opponent Score	RPI S Opponent Score	RPI S Opponent Score	RPI S Opponent Score	
13 A Green Bay 36 65		63 H IUPUI 46 82	102 A Wright St. 50 60	
			106 A Milwaukee 44 59	
			106 H Milwaukee 53 76	
			131 A Cleveland St. 67 70	
			182 H Oakland 63 67	
			207 H Eastern Mich. 73 70	
			234 H North Texas 70 67	
			236 A Bradley 48 58	
			242 A Youngstown St. 63 76	
			253 H Indiana St. 55 46	
			258 H Santa Clara 36 45	
			267 A Northern Ky. 53 61	
			290 H Detroit Mercy 58 61	
			303 A Fort Wayne 67 51	
			306 H Jackson St. 63 76	
			308 A Loyola Chi cago 55 57	
			347 H Evansville 96 77	
LAST 12 Division I GAMES:				
106 A Milwaukee 44 59	182 H Oakland 63 67			
13 A Green Bay 36 65	131 A Cleveland St. 67 70			
267 A Northern Ky. 53 61	242 A Youngstown St. 63 76			
102 A Wright St. 50 60	63 H IUPUI 46 82			
106 H Milwaukee 53 76	308 A Loyola Chi cago 55 57			
290 H Detroit Mercy 58 61	234 H North Texas 70 67			

Non-Div I Games: Bethel (IN) 66 46 Ind.-Northwest 74 56

Average RPI Win:	241	WON-LOST	WINNING	LAST 10	STRENGTH OF	OPP. STRENGTH	TEAM	ADJ.	CONF.	ADJ CONF.
Average RPI Loss:	66	RECORD	PCT. RANK	GAMES	SCHEDULE	OF SCHEDULE	RPI	RPI	RPI	RPI
DIV. I ONLY	9- 14	242	0- 10	88	71	194	194	3	3	
DIV. I NON-CONF.	9- 5	99	2- 1	214	140	140	140	4	4	
-----										
TOTALS	RPI 1-25	RPI 26-50	W-L RECORDS	RPI 51-100	RPI 101-999	RPI 201+				
9- 14	0- 4	0- 4	OVERALL	0- 3	9- 3	6- 0				
6- 7	0- 0	0- 3	HOME	0- 1	6- 3	6- 0				
1- 7	0- 4	0- 1	AWAY	0- 2	1- 0	0- 0				
2- 0	0- 0	0- 0	NEUTRAL	0- 0	2- 0	0- 0				
9- 5	0- 1	0- 1	NON-CONFERENCE	0- 2	9- 1	6- 0				
6- 2	0- 0	0- 0	HOME	0- 1	6- 1	6- 0				
1- 3	0- 1	0- 1	AWAY	0- 1	1- 0	0- 0				
2- 0	0- 0	0- 0	NEUTRAL	0- 0	2- 0	0- 0				
0- 9	0- 3	0- 3	CONFERENCE	0- 1	0- 2	0- 0				
0- 5	0- 0	0- 3	HOME	0- 0	0- 2	0- 0				
0- 4	0- 3	0- 0	AWAY	0- 1	0- 0	0- 0				
0- 0	0- 0	0- 0	NEUTRAL	0- 0	0- 0	0- 0				

RPI 1-25				RPI 26-50				RPI 51-100				RPI 101+ Team's RPI: 194			
RPI	S	Opponent	Score	RPI	S	Opponent	Score	RPI	S	Opponent	Score	RPI	S	Opponent	Score
12	A	Missouri	55 72	30	H	Iowa	71 84	72	A	New Mexico	68 97	119	H	Western Ill.	67 77
19	A	Rutgers	37 76	34	A	FGCU	61 85	74	H	Virginia Tech	49 96	149	N	Wichita St.	68 67
22	A	Maryland	65 100	41	H	Michigan St.	55 67	80	A	Penn St.	59 68	176	H	Northwestern	59 74
23	A	Michigan	42 86	50	H	Nebraska	72 80					177	N	UC Irvine	65 59
												178	H	Wisconsin	61 70
												183	A	Memphis	63 47
												236	H	Bradley	74 62
												243	H	Austin Peay	59 47
												253	H	Indiana St.	81 52
												290	H	Detroit Mercy	73 65
												303	H	Fort Wayne	64 50
												339	H	Chicago St.	66 56
-----															
LAST 12 Division I GAMES:															
178	H	Wisconsin	61 70	19	A	Rutgers	37 76	176	H	Northwestern	59 74	22	A	Maryland	65 100
80	A	Penn St.	59 68	23	A	Michigan	42 86	12	A	Missouri	55 72	243	H	Austin Peay	59 47
23	A	Michigan	42 86	41	H	Michigan St.	55 67	290	H	Detroit Mercy	73 65				
41	H	Michigan St.	55 67	50	H	Nebraska	72 80								
50	H	Nebraska	72 80	30	H	Iowa	71 84								

Non-Div I Games:

Illinois



Average RPI Win:	230	WON-LOST	WINNING	LAST 10	STRENGTH OF	OPP. STRENGTH	TEAM	ADJ.	CONF.	ADJ CONF.
Average RPI Loss:	172	RECORD	PCT. RANK	GAMES	SCHEDULE	OF SCHEDULE	RPI	RPI	RPI	RPI
DIV. I ONLY	8- 12	229	3- 7	277	235	268	268	24	24	
DIV. I NON-CONF.	6- 5	153	2- 1	226	240	195	195	22	22	
-----										
TOTALS	RPI 1-25	RPI 26-50	W-L RECORDS	RPI 51-100	RPI 101-999	RPI 201+				
8- 12	0- 0	0- 0	OVERALL	0- 2	8- 10	5- 4				
5- 6	0- 0	0- 0	HOME	0- 2	5- 4	3- 1				
2- 6	0- 0	0- 0	AWAY	0- 0	2- 1	2- 1				
1- 0	0- 0	0- 0	NEUTRAL	0- 0	1- 0	0- 0				
6- 5	0- 0	0- 0	NON-CONFERENCE	0- 1	6- 4	4- 0				
4- 2	0- 0	0- 0	HOME	0- 1	4- 1	3- 0				
1- 3	0- 0	0- 0	AWAY	0- 0	1- 3	1- 0				
1- 0	0- 0	0- 0	NEUTRAL	0- 0	1- 0	0- 0				
2- 7	0- 0	0- 0	CONFERENCE	0- 1	2- 6	1- 4				
1- 4	0- 0	0- 0	HOME	0- 1	1- 3	0- 1				
1- 3	0- 0	0- 0	AWAY	0- 0	1- 3	1- 3				
0- 0	0- 0	0- 0	NEUTRAL	0- 0	0- 0	0- 0				

RPI 1-25				RPI 26-50				RPI 51-100				RPI 101+				Team's RPI: 268	
RPI	S	Opponent	Score	RPI	S	Opponent	Score	RPI	S	Opponent	Score	RPI	S	Opponent	Score		
								90	H	Butler	45	56	106	A	Milwaukee	59	61
								95	H	Drake	58	65	110	A	George Mason	37	56
												126	H	Missouri St.	50	56	
												131	H	Cleveland St.	47	56	
												134	H	SIUE	62	47	
												137	H	UNI	36	58	
												140	H	Southern Ill.	49	46	
												153	N	Northeastern	65	55	
												182	A	Oakland	43	64	
												207	H	Eastern Mich.	65	56	
												236	H	Bradley	42	62	
												253	A	Indiana St.	49	52	
												255	H	UMKC	64	53	
												267	H	Northern Ky.	49	37	
												286	A	Valparaiso	50	56	
												308	A	Loyola Chicago	59	62	
												336	A	Long Beach St.	59	51	
												347	A	Evansville	67	43	
-----																	
LAST 12 Division I GAMES:																	
				137	H	UNI	36	58	308	A	Loyola Chicago	59	62				
				95	H	Drake	58	65	286	A	Valparaiso	50	56				
				253	A	Indiana St.	49	52	236	H	Bradley	42	62				
				347	A	Evansville	67	43	153	N	Northeastern	65	55				
				140	H	Southern Ill.	49	46	336	A	Long Beach St.	59	51				
				126	H	Missouri St.	50	56	131	H	Cleveland St.	47	56				

Non-Div I Games:

Illinois St.

Average RPI Win:	303	WON-LOST	WINNING	LAST 10	STRENGTH OF	OPP. STRENGTH	TEAM	ADJ.	CONF.	ADJ CONF.
Average RPI Loss:	160	RECORD	PCT. RANK	GAMES	SCHEDULE	OF SCHEDULE	RPI	RPI	RPI	RPI

DIV. I ONLY	2- 17	330	2- 8	137	319	301	301	25	25
DIV. I NON-CONF.	0- 10	337	0- 3	22	313	276	276	25	25
-----									
TOTALS	RPI 1-25	RPI 26-50	W-L RECORDS	RPI 51-100	RPI 101-999	RPI 201+			
2- 17	0- 0	0- 1	OVERALL	0- 4	2- 12	2- 5			
1- 7	0- 0	0- 0	HOME	0- 2	1- 5	1- 3			
1- 10	0- 0	0- 0	AWAY	0- 0	1- 2	1- 0			
0- 0	0- 0	0- 0	NEUTRAL	0- 0	0- 0	0- 0			
0- 10	0- 0	0- 1	NON-CONFERENCE	0- 3	0- 6	0- 3			
0- 3	0- 0	0- 0	HOME	0- 1	0- 2	0- 1			
0- 7	0- 0	0- 1	AWAY	0- 2	0- 4	0- 2			
0- 0	0- 0	0- 0	NEUTRAL	0- 0	0- 0	0- 0			
2- 7	0- 0	0- 0	CONFERENCE	0- 1	2- 6	2- 2			
1- 4	0- 0	0- 0	HOME	0- 1	1- 3	1- 2			
1- 3	0- 0	0- 0	AWAY	0- 0	1- 3	1- 0			
0- 0	0- 0	0- 0	NEUTRAL	0- 0	0- 0	0- 0			

RPI 1-25				RPI 26-50				RPI 51-100				RPI 101+				Team's RPI: 301	
RPI	S	Opponent	Score	RPI	S	Opponent	Score	RPI	S	Opponent	Score	RPI	S	Opponent	Score		
				48	A	Houston	67 98										
								64	A	Oklahoma St.	35 86	113	A	SFA	49 60		
								75	H	South Dakota	51 81	115	A	Rice	43 60		
								81	A	Utah	31 90	129	A	Weber St.	55 79		
								96	H	Central Ark.	35 57	136	A	Lamar University	54 77		
												157	H	Texas St.	33 74		
												181	A	New Orleans	50 52		
												181	H	New Orleans	45 72		
												206	A	UT Arlington	48 61		
												232	A	Texas Tech	54 80		
												282	H	Nicholls St.	64 62		
												288	H	Massachusetts	45 64		
												289	H	McNeese	57 66		
												323	A	Sam Houston St.	56 49		
												327	H	Houston Baptist	56 58		
LAST 12 Division I GAMES:																	
				181	H	New Orleans	45 72	323	A	Sam Houston St.	56 49						
				327	H	Houston Baptist	56 58	282	H	Nicholls St.	64 62						
				181	A	New Orleans	50 52	289	H	McNeese	57 66						
				136	A	Lamar University	54 77	232	A	Texas Tech	54 80						
				113	A	SFA	49 60	48	A	Houston	67 98						
				96	H	Central Ark.	35 57	115	A	Rice	43 60						

Non-Div I Games: Mary Hardin-Baylor 76 58

Incarnate Word

Average RPI Win:	129	WON-LOST	WINNING	LAST 10	STRENGTH OF	OPP. STRENGTH	TEAM	ADJ.	CONF.	ADJ CONF.
Average RPI Loss:	42	RECORD	PCT. RANK	GAMES	SCHEDULE	OF SCHEDULE	RPI	RPI	RPI	RPI
DIV. I ONLY	11- 12	186	4- 6	6	14	69	69	3	3	
DIV. I NON-CONF.	7- 6	165	1- 1	20	55	78	78	4	4	
-----										
TOTALS	RPI 1-25	RPI 26-50	W-L RECORDS	RPI 51-100	RPI 101-999	RPI 201+				
11- 12	1- 6	3- 2	OVERALL	1- 4	6- 0	3- 0				
7- 5	1- 2	2- 1	HOME	0- 2	4- 0	2- 0				
3- 5	0- 3	1- 0	AWAY	0- 2	2- 0	1- 0				
1- 2	0- 1	0- 1	NEUTRAL	1- 0	0- 0	0- 0				
7- 6	0- 2	1- 1	NON-CONFERENCE	1- 3	5- 0	3- 0				
4- 3	0- 1	1- 0	HOME	0- 2	3- 0	2- 0				
2- 1	0- 0	0- 0	AWAY	0- 1	2- 0	1- 0				
1- 2	0- 1	0- 1	NEUTRAL	1- 0	0- 0	0- 0				
4- 6	1- 4	2- 1	CONFERENCE	0- 1	1- 0	0- 0				
3- 2	1- 1	1- 1	HOME	0- 0	1- 0	0- 0				
1- 4	0- 3	1- 0	AWAY	0- 1	0- 0	0- 0				
0- 0	0- 0	0- 0	NEUTRAL	0- 0	0- 0	0- 0				

RPI 1-25				RPI 26-50				RPI 51-100 Team's RPI: 69				RPI 101+			
RPI	S	Opponent	Score	RPI	S	Opponent	Score	RPI	S	Opponent	Score	RPI	S	Opponent	Score
5	H	Louisville	59 72	28	N	Virginia	72 82	80	A	Penn St.	74 77	122	A	Yale	72 68
6	A	Ohio St.	70 85	41	A	Michigan St.	69 65	83	N	UAB	71 63	178	H	Wisconsin	69 55
6	H	Ohio St.	62 77	41	H	Michigan St.	46 68	87	A	Saint Mary's (CA)	82 88	186	H	Southern U.	64 49
12	N	Missouri	55 75	43	H	Western Ky.	73 71	91	H	Chattanooga	61 64	203	H	Arkansas St.	93 51
19	H	Rutgers	64 58	47	H	Purdue	72 54	99	H	Auburn	53 65	234	H	North Texas	68 63
22	A	Maryland	70 74									267	A	Northern Ky.	67 56
23	A	Michigan	79 84												
-----															
LAST 12 Division I GAMES:															
19	H	Rutgers	64 58	47	H	Purdue	72 54	80	A	Penn St.	74 77				
178	H	Wisconsin	69 55					6	A	Ohio St.	70 85				
41	A	Michigan St.	69 65					41	H	Michigan St.	46 68				
22	A	Maryland	70 74					122	A	Yale	72 68				
6	H	Ohio St.	62 77					28	N	Virginia	72 82				
23	A	Michigan	79 84												

Non-Div I Games:

Indiana

Average RPI Win:	279	WON-LOST	WINNING	LAST 10	STRENGTH OF	OPP. STRENGTH	TEAM	ADJ.	CONF.	ADJ CONF.
Average RPI Loss:	129	RECORD	PCT. RANK	GAMES	SCHEDULE	OF SCHEDULE	RPI	RPI	RPI	RPI
DIV. I ONLY	6- 13	271	5- 5	167	213	253	253	24	24	
DIV. I NON-CONF.	1- 9	318	0- 3	79	154	273	273	22	22	
-----										
TOTALS	RPI 1-25	RPI 26-50	W-L RECORDS	RPI 51-100	RPI 101-999	RPI 201+				
6- 13	0- 0	0- 1	OVERALL	0- 4	6- 8	6- 1				
3- 7	0- 0	0- 1	HOME	0- 1	3- 5	3- 0				
2- 5	0- 0	0- 0	AWAY	0- 2	2- 3	2- 1				
1- 1	0- 0	0- 0	NEUTRAL	0- 1	1- 0	1- 0				
1- 9	0- 0	0- 1	NON-CONFERENCE	0- 3	1- 5	1- 1				
0- 5	0- 0	0- 1	HOME	0- 1	0- 3	0- 0				
0- 3	0- 0	0- 0	AWAY	0- 1	0- 2	0- 1				
1- 1	0- 0	0- 0	NEUTRAL	0- 1	1- 0	1- 0				
5- 4	0- 0	0- 0	CONFERENCE	0- 1	5- 3	5- 0				
3- 2	0- 0	0- 0	HOME	0- 0	3- 2	3- 0				
2- 2	0- 0	0- 0	AWAY	0- 1	2- 1	2- 0				
0- 0	0- 0	0- 0	NEUTRAL	0- 0	0- 0	0- 0				

RPI 1-25				RPI 26-50				RPI 51-100				RPI 101+				Team's RPI: 253
RPI	S	Opponent	Score	RPI	S	Opponent	Score	RPI	S	Opponent	Score	RPI	S	Opponent	Score	
				36	H	Central Mich.	67 77	63	A	IUPUI	57 86	105	H	Saint Louis	59 60	
								75	N	South Dakota	59 71	111	H	Miami (OH)	56 68	
								90	H	Butler	51 60	126	H	Missouri St.	63 77	
								95	A	Drake	64 85	137	A	UNI	53 59	
												140	H	Southern Ill.	45 64	
												184	H	Fla. Atlantic	58 66	
												194	A	Illinois	52 81	
												230	N	Montana	57 45	
												236	H	Bradley	65 50	
												268	H	Illinois St.	52 49	
												286	A	Valparaiso	67 54	
												308	A	Loyola Chicago	73 65	
												318	A	Ill.-Chicago	46 55	
												347	H	Evansville	56 48	
LAST 12 Division I GAMES:																
				286	A	Valparaiso	67 54	347	H	Evansville	56 48					
				308	A	Loyola Chicago	73 65	140	H	Southern Ill.	45 64					
				268	H	Illinois St.	52 49	126	H	Missouri St.	63 77					
				236	H	Bradley	65 50	90	H	Butler	51 60					
				137	A	UNI	53 59	111	H	Miami (OH)	56 68					
				95	A	Drake	64 85	36	H	Central Mich.	67 77					

Non-Div I Games: Missouri S&amp;T 84 51

Indiana St.

Average RPI Win:	343	WON-LOST	WINNING	LAST 10	STRENGTH OF	OPP. STRENGTH	TEAM	ADJ.	CONF.	ADJ CONF.
Average RPI Loss:	190	RECORD	PCT. RANK	GAMES	SCHEDULE	OF SCHEDULE	RPI	RPI	RPI	RPI
DIV. I ONLY	1- 20	347	1- 9	258	260	342	342	27	27	
DIV. I NON-CONF.	0- 11	337	0- 2	109	234	318	318	26	26	
-----										
TOTALS	RPI 1-25	RPI 26-50	W-L RECORDS	RPI 51-100	RPI 101-999	RPI 201+				
1- 20	0- 0	0- 0	OVERALL	0- 4	1- 16	1- 10				
1- 10	0- 0	0- 0	HOME	0- 2	1- 8	1- 4				
0- 10	0- 0	0- 0	AWAY	0- 2	0- 8	0- 6				
0- 0	0- 0	0- 0	NEUTRAL	0- 0	0- 0	0- 0				
0- 11	0- 0	0- 0	NON-CONFERENCE	0- 3	0- 8	0- 4				
0- 5	0- 0	0- 0	HOME	0- 1	0- 4	0- 1				
0- 6	0- 0	0- 0	AWAY	0- 2	0- 4	0- 3				
0- 0	0- 0	0- 0	NEUTRAL	0- 0	0- 0	0- 0				
1- 9	0- 0	0- 0	CONFERENCE	0- 1	1- 8	1- 6				
1- 5	0- 0	0- 0	HOME	0- 1	1- 4	1- 3				
0- 4	0- 0	0- 0	AWAY	0- 0	0- 4	0- 3				
0- 0	0- 0	0- 0	NEUTRAL	0- 0	0- 0	0- 0				

RPI 1-25				RPI 26-50				RPI 51-100				RPI 101+ Team's RPI: 342			
RPI	S	Opponent	Score	RPI	S	Opponent	Score	RPI	S	Opponent	Score	RPI	S	Opponent	Score
								57	A	Duquesne	59 80	116	A	Jacksonville	62 71
								58	H	Quinnipiac	38 74	135	H	Kansas	58 72
								62	H	Toledo	57 74	144	H	Bucknell	53 60
								66	A	Fordham	48 78	167	H	Temple	54 59
												197	A	Siena	51 64
												197	H	Siena	48 70
												209	H	Hofstra	43 68
												212	A	Niagara	59 73
												222	A	Stony Brook	46 63
												238	A	Manhattan	63 67
												265	H	Rider	49 62
												275	A	St. Francis Brooklyn	63 72
												279	A	Arizona	58 71
												291	H	Canisius	49 53
												302	A	Monmouth	56 68
												302	H	Monmouth	56 62
												343	H	Saint Peter's	52 42
-----															
LAST 12 Division I GAMES:															
343	H	Saint Peter's	52 42	58	H	Quinnipiac	38 74								
265	H	Rider	49 62	197	A	Siena	51 64								
302	A	Monmouth	56 68	291	H	Canisius	49 53								
197	H	Siena	48 70	212	A	Niagara	59 73								
238	A	Manhattan	63 67	135	H	Kansas	58 72								
302	H	Monmouth	56 62	275	A	St. Francis Brooklyn	63 72								

Non-Div I Games:

Iona

Average RPI Win:	135	WON-LOST	WINNING	LAST 10	STRENGTH OF	OPP. STRENGTH	TEAM	ADJ.	CONF.	ADJ CONF.
Average RPI Loss:	38	RECORD	PCT. RANK	GAMES	SCHEDULE	OF SCHEDULE	RPI	RPI	RPI	RPI
DIV. I ONLY	16- 6	58	5- 5	27	47	30	30	3	3	
DIV. I NON-CONF.	12- 1	6	3- 0	85	79	22	22	4	4	
-----										
TOTALS	RPI 1-25	RPI 26-50	W-L RECORDS	RPI 51-100	RPI 101-999	RPI 201+				
16- 6	2- 2	1- 3	OVERALL	4- 1	9- 0	2- 0				
9- 3	2- 1	1- 2	HOME	3- 0	3- 0	1- 0				
4- 3	0- 1	0- 1	AWAY	0- 1	4- 0	0- 0				
3- 0	0- 0	0- 0	NEUTRAL	1- 0	2- 0	1- 0				
12- 1	0- 1	1- 0	NON-CONFERENCE	4- 0	7- 0	2- 0				
7- 1	0- 1	1- 0	HOME	3- 0	3- 0	1- 0				
2- 0	0- 0	0- 0	AWAY	0- 0	2- 0	0- 0				
3- 0	0- 0	0- 0	NEUTRAL	1- 0	2- 0	1- 0				
4- 5	2- 1	0- 3	CONFERENCE	0- 1	2- 0	0- 0				
2- 2	2- 0	0- 2	HOME	0- 0	0- 0	0- 0				
2- 3	0- 1	0- 1	AWAY	0- 1	2- 0	0- 0				
0- 0	0- 0	0- 0	NEUTRAL	0- 0	0- 0	0- 0				

Iowa

RPI	S	Opponent	Score	RPI	S	Opponent	Score	Team's RPI: 30	RPI	S	Opponent	Score	RPI	S	Opponent	Score
6	H	Ohio St.	103 89	43	H	Western Ky.	104 97		53	A	Minnesota	72 77	130	A	Iowa St.	61 55
7	H	Florida St.	93 94	47	H	Purdue	70 76		58	H	Quinnipiac	83 67	137	A	UNI	71 47
22	A	Maryland	64 80	50	A	Nebraska	65 74		76	N	Elon	74 61	139	H	Northern Ill.	105 80
23	H	Michigan	82 72	50	H	Nebraska	74 92		95	H	Drake	79 66	172	N	Charlotte	77 64
									98	H	Western Mich.	79 56	178	A	Wisconsin	56 46
													187	H	Samford	80 59
													194	A	Illinois	84 71
													287	N	Morgan St.	90 46
													340	H	Ark.-Pine Bluff	85 45
-----																
LAST 12 Division I GAMES:																
50	H	Nebraska	74 92	22	A	Maryland	64 80									
6	H	Ohio St.	103 89	23	H	Michigan	82 72									
53	A	Minnesota	72 77	178	A	Wisconsin	56 46									
50	A	Nebraska	65 74	95	H	Drake	79 66									
47	H	Purdue	70 76	137	A	UNI	71 47									
194	A	Illinois	84 71	340	H	Ark.-Pine Bluff	85 45									

Iowa

Non-Div I Games:

Iowa

Average RPI	Win:	190	WON-LOST	WINNING	LAST 10	STRENGTH OF	OPP. STRENGTH	TEAM	ADJ.	CONF.	ADJ CONF.
Average RPI	Loss:	54	RECORD	PCT. RANK	GAMES	SCHEDULE	OF SCHEDULE	RPI	RPI	RPI	RPI
DIV. I ONLY		9- 13		224	2- 8	41	39	130	130	5	5
DIV. I NON-CONF.		6- 5		153	1- 0	225	69	189	189	6	6
-----											
TOTALS	RPI 1-25		RPI 26-50		W-L RECORDS	RPI 51-100		RPI 101-999		RPI 201+	
9- 13	0- 3		0- 5		OVERALL	3- 3		6- 2		5- 0	
6- 6	0- 1		0- 3		HOME	1- 2		5- 0		4- 0	
2- 6	0- 2		0- 1		AWAY	1- 1		1- 2		1- 0	
1- 1	0- 0		0- 1		NEUTRAL	1- 0		0- 0		0- 0	
6- 5	0- 0		0- 2		NON-CONFERENCE	2- 1		4- 2		4- 0	
5- 1	0- 0		0- 1		HOME	1- 0		4- 0		4- 0	
0- 3	0- 0		0- 0		AWAY	0- 1		0- 2		0- 0	
1- 1	0- 0		0- 1		NEUTRAL	1- 0		0- 0		0- 0	
3- 8	0- 3		0- 3		CONFERENCE	1- 2		2- 0		1- 0	
1- 5	0- 1		0- 2		HOME	0- 2		1- 0		0- 0	
2- 3	0- 2		0- 1		AWAY	1- 0		1- 0		1- 0	
0- 0	0- 0		0- 0		NEUTRAL	0- 0		0- 0		0- 0	

RPI	S	Opponent	Score	RPI	S	Opponent	Score	RPI	S	Opponent	Score	RPI	S	Opponent	Score	Team's RPI: 130
9	A	Bayl or	49 89	30	H	Iowa	55 61	61	H	TCU	52 75	128	A	Vanderbi l t	74 77	
9	H	Bayl or	50 79	36	N	Central Mi ch.	60 81	64	A	Oklahoma St.	78 69	135	H	Kansas	71 69	
11	A	Texas	55 87	37	H	Oklahoma	69 74	70	H	Kansas St.	60 67	137	A	UNI	53 57	
				39	A	West Vi rgi ni a	49 57	75	H	South Dakota	81 76	232	A	Texas Tech	66 54	
				39	H	West Vi rgi ni a	59 69	92	N	Tulane	67 64	244	H	UC Ri versi de	89 66	
								95	A	Drake	80 83	255	H	UMKC	61 45	
												282	H	Ni chol l s St.	75 47	
												334	H	N. C. Central	99 58	
-----																
LAST 12 Division I GAMES:																
61	H	TCU	52 75	70	H	Kansas St.	60 67									
11	A	Texas	55 87	39	A	West Vi rgi ni a	49 57									
64	A	Oklahoma St.	78 69	9	A	Bayl or	49 89									
39	H	West Vi rgi ni a	59 69	37	H	Oklahoma	69 74									
9	H	Bayl or	50 79	135	H	Kansas	71 69									
232	A	Texas Tech	66 54	282	H	Ni chol l s St.	75 47									

Non-Div I Games:

Iowa St.

Average RPI Win:	302	WON-LOST	WINNING	LAST 10	STRENGTH OF	OPP. STRENGTH	TEAM	ADJ.	CONF.	ADJ CONF.
Average RPI Loss:	259	RECORD	PCT. RANK	GAMES	SCHEDULE	OF SCHEDULE	RPI	RPI	RPI	RPI
DIV. I ONLY	8- 6	133	6- 3	349	339	306	306	32	32	
DIV. I NON-CONF.	2- 3	214	0- 2	349	262	347	347	32	32	
-----										
TOTALS	RPI 1-25	RPI 26-50	W-L RECORDS	RPI 51-100	RPI 101-999	RPI 201+				
8- 6	0- 0	0- 0	OVERALL	0- 0	8- 6	8- 4				
4- 2	0- 0	0- 0	HOME	0- 0	4- 2	4- 2				
4- 4	0- 0	0- 0	AWAY	0- 0	4- 0	4- 0				
0- 0	0- 0	0- 0	NEUTRAL	0- 0	0- 0	0- 0				
2- 3	0- 0	0- 0	NON-CONFERENCE	0- 0	2- 3	2- 2				
0- 1	0- 0	0- 0	HOME	0- 0	0- 1	0- 1				
2- 2	0- 0	0- 0	AWAY	0- 0	2- 2	2- 1				
0- 0	0- 0	0- 0	NEUTRAL	0- 0	0- 0	0- 0				
6- 3	0- 0	0- 0	CONFERENCE	0- 0	6- 3	6- 2				
4- 1	0- 0	0- 0	HOME	0- 0	4- 1	4- 1				
2- 2	0- 0	0- 0	AWAY	0- 0	2- 2	2- 1				
0- 0	0- 0	0- 0	NEUTRAL	0- 0	0- 0	0- 0				

RPI 1-25				RPI 26-50				RPI 51-100				RPI 101+				Team's RPI: 306
RPI	S	Opponent	Score	RPI	S	Opponent	Score	RPI	S	Opponent	Score	RPI	S	Opponent	Score	
												183	A	Memphi s	53	64
												186	A	Southern U.	76	86
												241	H	Texas Southern	74	77
												252	H	Grambl ing	82	70
												272	A	Al corn	74	51
												282	H	Ni chol l s St.	64	90
												283	H	Prai rie View	70	61
												297	H	Al abama A&M	59	43
												312	H	Al abama St.	70	61
												318	A	Ill . -Chi cago	76	63
												323	A	Sam Houston St.	68	74
												338	A	Mi ssi ssi ppi Val .	61	72
												339	A	Chi cago St.	87	69
												340	A	Ark. -Pi ne Bl uff	60	54
LAST 12 Division I GAMES:																
340	A	Ark. -Pi ne Bl uff	60	54	272	A	Al corn	74	51							
338	A	Mi ssi ssi ppi Val .	61	72	297	H	Al abama A&M	59	43							
252	H	Grambl ing	82	70	312	H	Al abama St.	70	61							
283	H	Prai rie View	70	61	183	A	Memphi s	53	64							
241	H	Texas Southern	74	77	323	A	Sam Houston St.	68	74							
186	A	Southern U.	76	86	282	H	Ni chol l s St.	64	90							

Non-Div I Games: Philander Smith 88 56 Millsaps 79 41 LSU-Shreveport 85 86 Spring Hill 77 50 Jackson St.



Average RPI Win:	266	WON-LOST	WINNING	LAST 10	STRENGTH OF	OPP. STRENGTH	TEAM	ADJ.	CONF.	ADJ CONF.
Average RPI Loss:	89	RECORD	PCT. RANK	GAMES	SCHEDULE	OF SCHEDULE	RPI	RPI	RPI	RPI
DIV. I ONLY	12- 6	78	7- 2	292	204	116	116	22	22	
DIV. I NON-CONF.	7- 5	132	3- 1	250	208	119	119	21	21	
-----										
TOTALS	RPI 1-25	RPI 26-50	W-L RECORDS	RPI 51-100	RPI 101-999	RPI 201+				
12- 6	0- 2	0- 1	OVERALL	1- 1	11- 2	10- 1				
5- 0	0- 0	0- 0	HOME	0- 0	5- 0	5- 0				
6- 6	0- 2	0- 1	AWAY	1- 1	5- 2	4- 1				
1- 0	0- 0	0- 0	NEUTRAL	0- 0	1- 0	1- 0				
7- 5	0- 2	0- 0	NON-CONFERENCE	1- 1	6- 2	5- 1				
3- 0	0- 0	0- 0	HOME	0- 0	3- 0	3- 0				
3- 5	0- 2	0- 0	AWAY	1- 1	2- 2	1- 1				
1- 0	0- 0	0- 0	NEUTRAL	0- 0	1- 0	1- 0				
5- 1	0- 0	0- 1	CONFERENCE	0- 0	5- 0	5- 0				
2- 0	0- 0	0- 0	HOME	0- 0	2- 0	2- 0				
3- 1	0- 0	0- 1	AWAY	0- 0	3- 0	3- 0				
0- 0	0- 0	0- 0	NEUTRAL	0- 0	0- 0	0- 0				

RPI 1-25				RPI 26-50				RPI 51-100				RPI 101+ Team's RPI: 116			
RPI	S	Opponent	Score	RPI	S	Opponent	Score	RPI	S	Opponent	Score	RPI	S	Opponent	Score
7	A	Florida St.	50 82	34	A	FGCU	58 63	85	A	Alabama	60 75	151	A	Bethune-Cookman	68 58
17	A	NC State	44 64					88	A	South Ala.	60 58	174	A	Florida	59 69
												218	A	Troy	88 89
												245	A	North Florida	66 48
												251	H	Lipscomb	70 48
												267	N	Northern Ky.	61 49
												269	H	Kennesaw St.	84 49
												282	A	Nicholls St.	69 61
												302	H	Monmouth	74 65
												305	A	USC Upstate	71 45
												341	A	NJIT	88 58
												342	H	Iona	71 62
												345	H	Savannah St.	74 46
-----															
LAST 12 Division I GAMES:															
				34	A	FGCU	58 63	345	H	Savannah St.	74 46				
				305	A	USC Upstate	71 45	7	A	Florida St.	50 82				
				341	A	NJIT	88 58	267	N	Northern Ky.	61 49				
				269	H	Kennesaw St.	84 49	151	A	Bethune-Cookman	68 58				
				251	H	Lipscomb	70 48	88	A	South Ala.	60 58				
				245	A	North Florida	66 48	218	A	Troy	88 89				

Non-Div I Games: Flagler 79 52 Webber Int'l 64 43 Edward Waters 79 58

Jacksonville

Average RPI Win:	259	WON-LOST	WINNING	LAST 10	STRENGTH OF	OPP. STRENGTH	TEAM	ADJ.	CONF.	ADJ CONF.
Average RPI Loss:	156	RECORD	PCT. RANK	GAMES	SCHEDULE	OF SCHEDULE	RPI	RPI	RPI	RPI
DIV. I ONLY	11- 8	126	7- 3	193	332	165	165	26	26	
DIV. I NON-CONF.	4- 5	202	0- 2	223	183	199	199	27	27	
-----										
TOTALS	RPI 1-25	RPI 26-50	W-L RECORDS	RPI 51-100	RPI 101-999	RPI 201+				
11- 8	0- 1	0- 0	OVERALL	0- 2	11- 5	9- 3				
7- 2	0- 1	0- 0	HOME	0- 0	7- 1	6- 1				
3- 6	0- 0	0- 0	AWAY	0- 2	3- 1	2- 0				
1- 0	0- 0	0- 0	NEUTRAL	0- 0	1- 0	1- 0				
4- 5	0- 1	0- 0	NON-CONFERENCE	0- 1	4- 3	3- 1				
2- 1	0- 1	0- 0	HOME	0- 0	2- 0	2- 0				
1- 4	0- 0	0- 0	AWAY	0- 1	1- 3	0- 1				
1- 0	0- 0	0- 0	NEUTRAL	0- 0	1- 0	1- 0				
7- 3	0- 0	0- 0	CONFERENCE	0- 1	7- 2	6- 2				
5- 1	0- 0	0- 0	HOME	0- 0	5- 1	4- 1				
2- 2	0- 0	0- 0	AWAY	0- 1	2- 1	2- 1				
0- 0	0- 0	0- 0	NEUTRAL	0- 0	0- 0	0- 0				

RPI 1-25				RPI 26-50				RPI 51-100				RPI 101+				Team's RPI: 165
RPI	S	Opponent	Score	RPI	S	Opponent	Score	RPI	S	Opponent	Score	RPI	S	Opponent	Score	
7	H	Florida St.	51 75					77	A	Belmont	55 71	111	A	Miami (OH)	55 58	
								94	A	Seton Hall	54 73	118	A	Clemson	45 53	
												181	A	New Orleans	59 54	
												201	H	Southeast Mo. St.	55 48	
												215	A	Morehead St.	67 65	
												215	H	Morehead St.	70 64	
												226	N	East Carolina	82 73	
												228	H	UT Martin	57 61	
												243	H	Austin Peay	65 47	
												296	A	Eastern Ky.	44 48	
												296	H	Eastern Ky.	65 51	
												297	H	Alabama A&M	49 33	
												298	H	Murray St.	97 65	
												313	A	Georgia St.	41 55	
												329	H	Rhode Island	63 53	
												346	A	Tennessee St.	75 56	
-----																
LAST 12 Division I GAMES:																
201	H	Southeast Mo. St.	55 48	77	A	Belmont	55 71	346	A	Tennessee St.	75 56	215	H	Morehead St.	70 64	
228	H	UT Martin	57 61	296	A	Eastern Ky.	44 48	296	H	Eastern Ky.	65 51	313	A	Georgia St.	41 55	
296	A	Eastern Ky.	67 65	243	H	Austin Peay	65 47	118	A	Clemson	45 53					
215	A	Morehead St.	97 65	298	H	Murray St.										

Non-Div I Games: Stillman 93 38 Brewton-Parker 103 44

Jacksonville St.

Average RPI	Win:	212	WON-LOST	WINNING	LAST 10	STRENGTH OF	OPP. STRENGTH	TEAM	ADJ.	CONF.	ADJ CONF.
Average RPI	Loss:	46	RECORD	PCT. RANK	GAMES	SCHEDULE	OF SCHEDULE	RPI	RPI	RPI	RPI
DIV. I ONLY		13- 7		88	10- 0	116	86	89	89	10	10
DIV. I NON-CONF.		4- 7		226	1- 2	68	18	162	162	13	13
-----											
TOTALS	RPI 1-25		RPI 26-50		W-L RECORDS	RPI 51-100		RPI 101-999		RPI 201+	
13- 7	0- 4		1- 0		OVERALL	1- 2		11- 1		9- 0	
8- 3	0- 2		1- 0		HOME	1- 0		6- 1		5- 0	
5- 3	0- 1		0- 0		AWAY	0- 2		5- 0		4- 0	
0- 1	0- 1		0- 0		NEUTRAL	0- 0		0- 0		0- 0	
4- 7	0- 4		0- 0		NON-CONFERENCE	0- 2		4- 1		3- 0	
3- 3	0- 2		0- 0		HOME	0- 0		3- 1		2- 0	
1- 3	0- 1		0- 0		AWAY	0- 2		1- 0		1- 0	
0- 1	0- 1		0- 0		NEUTRAL	0- 0		0- 0		0- 0	
9- 0	0- 0		1- 0		CONFERENCE	1- 0		7- 0		6- 0	
5- 0	0- 0		1- 0		HOME	1- 0		3- 0		3- 0	
4- 0	0- 0		0- 0		AWAY	0- 0		4- 0		3- 0	
0- 0	0- 0		0- 0		NEUTRAL	0- 0		0- 0		0- 0	

RPI	S	Opponent	Score	RPI	S	Opponent	Score	RPI	S	Opponent	Score	RPI	S	Opponent	Score
7	H	Florida St.	63 79	42	H	Drexel	56 48	51	A	Dayton	54 82	108	H	Liberty	58 47
10	A	Tennessee	60 89					56	A	St. John's (NY)	64 81	153	A	Northeastern	60 57
19	H	Rutgers	63 76					76	H	Elon	70 67	155	H	Saint Joseph's	66 73
21	N	Villanova	57 60									209	A	Hofstra	55 42
												209	H	Hofstra	73 56
												254	A	Col. of Charleston	67 45
												254	H	Col. of Charleston	67 53
												276	A	UNCW	63 48
												278	H	Bryant	67 36
												281	H	Towson	69 45
												292	A	Vermont	68 56
												326	H	Wagner	68 45
-----															
Team's RPI: 89															
LAST 12 Division I GAMES:															
254	H	Col. of Charleston	67 53	281	H	Towson	69 45	153	A	Northeastern	60 57	209	A	Hofstra	55 42
209	H	Hofstra	73 56	51	A	Dayton	54 82	278	H	Bryant	67 36	51	A	Dayton	54 82
276	A	UNCW	63 48	56	A	St. John's (NY)	64 81	76	H	Elon	70 67	292	A	Vermont	68 56
254	A	Col. of Charleston	67 45												
76	H	Elon	70 67												
42	H	Drexel	56 48												

Non-Div I Games:

James Madison

Average RPI Win: 203  
Average RPI Loss: 70

WON-LOST  
RECORD

WINNING  
PCT. RANK

LAST 10  
GAMES

STRENGTH OF  
SCHEDULE

OPP. STRENGTH  
OF SCHEDULE

TEAM  
RPI

ADJ.  
RPI

CONF.  
RPI

ADJ CONF.  
RPI

DIV. I ONLY	11- 10	161	2- 8	94	75	135	135	5	5
DIV. I NON-CONF.	9- 2	34	1- 1	218	224	91	91	6	6
<hr/>									
TOTALS	RPI 1-25	RPI 26-50	W-L RECORDS	RPI 51-100	RPI 101-999	RPI 201+			
11- 10	0- 2	0- 3	OVERALL	2- 3	9- 2	6- 1			
9- 5	0- 1	0- 2	HOME	2- 1	7- 1	4- 1			
2- 5	0- 1	0- 1	AWAY	0- 2	2- 1	2- 0			
0- 0	0- 0	0- 0	NEUTRAL	0- 0	0- 0	0- 0			
9- 2	0- 0	0- 1	NON-CONFERENCE	1- 1	8- 0	5- 0			
8- 1	0- 0	0- 1	HOME	1- 0	7- 0	4- 0			
1- 1	0- 0	0- 0	AWAY	0- 1	1- 0	1- 0			
0- 0	0- 0	0- 0	NEUTRAL	0- 0	0- 0	0- 0			
2- 8	0- 2	0- 2	CONFERENCE	1- 2	1- 2	1- 1			
1- 4	0- 1	0- 1	HOME	1- 1	0- 1	0- 1			
1- 4	0- 1	0- 1	AWAY	0- 1	1- 1	1- 0			
0- 0	0- 0	0- 0	NEUTRAL	0- 0	0- 0	0- 0			

RPI 1-25				RPI 26-50				RPI 51-100				RPI 101+ Team's RPI: 135			
RPI	S	Opponent	Score	RPI	S	Opponent	Score	RPI	S	Opponent	Score	RPI	S	Opponent	Score
9	H	Bayl or	48 83	37	A	Okl ahoma	64 97	56	A	St. John' s (NY)	53 65	115	H	Ri ce	73 65
11	A	Texas	62 79	39	H	West Vi rgi ni a	54 74	61	A	TCU	66 76	122	H	Yal e	81 75
				50	H	Nebraska	49 66	61	H	TCU	86 77	130	A	Iowa St.	69 71
								70	H	Kansas St.	59 63	201	H	Southeast Mo. St.	51 50
								93	H	Arkansas	71 60	232	A	Texas Tech	60 47
												232	H	Texas Tech	56 68
												241	H	Texas Southern	72 37
												255	H	UMKC	63 48
												257	H	Campbel l	66 48
												311	H	Del aware St.	81 49
												342	A	Iona	72 58
<hr/>															
LAST 12 Division I GAMES:															
70	H	Kansas St.	59 63	9	H	Bayl or	48 83	232	A	Texas Tech	60 47	61	H	TCU	86 77
37	A	Okl ahoma	64 97	56	A	St. John' s (NY)	53 65	130	A	Iowa St.	69 71	342	A	Iona	72 58
61	A	TCU	66 76	61	A	TCU	86 77	50	H	Nebraska	49 66	59	H	West Vi rgi ni a	54 74
232	H	Texas Tech	56 68	70	H	Kansas St.	59 63	93	H	Arkansas	71 60				
11	A	Texas	62 79												
39	H	West Vi rgi ni a	54 74												

Non-Div I Games:

Kansas

Loss, Non-Conf, S Site, H Home A Away N Neutral

Average RPI Win: 169

Average RPI Loss: 39

WON-LOST  
RECORDWINNING  
PCT. RANKLAST 10  
GAMESSTRENGTH OF  
SCHEDULEOPP. STRENGTH  
OF SCHEDULETEAM  
RPIADJ.  
RPICONF.  
RPIADJ CONF.  
RPIDIV. I ONLY  
DIV. I NON-CONF.12- 9  
8- 3133  
654- 6  
1- 118  
12672  
17670  
8570  
855  
65  
6

TOTALS

RPI 1-25

RPI 26-50

W-L RECORDS

RPI 51-100

RPI 101-999

RPI 201+

12- 9

0- 5

1- 1

OVERALL

2- 2

9- 1

5- 0

7- 5

0- 2

0- 1

HOME

1- 1

6- 1

4- 0

4- 3

0- 2

1- 0

AWAY

0- 1

3- 0

1- 0

1- 1

0- 1

0- 0

NEUTRAL

1- 0

0- 0

0- 0

8- 3

0- 2

0- 0

NON-CONFERENCE

1- 0

7- 1

5- 0

6- 1

0- 0

0- 0

HOME

0- 0

6- 1

4- 0

1- 1

0- 1

0- 0

AWAY

0- 0

1- 0

1- 0

1- 1

0- 1

0- 0

NEUTRAL

1- 0

0- 0

0- 0

4- 6

0- 3

1- 1

CONFERENCE

1- 2

2- 0

0- 0

1- 4

0- 2

0- 1

HOME

1- 1

0- 0

0- 0

3- 2

0- 1

1- 0

AWAY

0- 1

2- 0

0- 0

0- 0

0- 0

0- 0

NEUTRAL

0- 0

0- 0

0- 0

RPI 1-25

RPI 26-50

RPI 51-100 Team's RPI: 70

RPI 101+

RPI	S	Opponent	Score
8	N	UCLA	55 64
9	A	Bayl or	50 75
9	H	Bayl or	58 88
11	H	Texas	64 75
12	A	Missouri	59 73

RPI	S	Opponent	Score
37	H	Okl ahoma	71 76
39	A	West Vi rgi ni a	60 52

RPI	S	Opponent	Score
61	H	TCU	63 68
64	A	Okl ahoma St.	68 76
64	H	Okl ahoma St.	80 64
80	N	Penn St.	70 65

RPI	S	Opponent	Score
113	H	SFA	74 49
114	H	Little Rock	66 51
130	A	Iowa St.	67 60
135	A	Kansas	63 59
137	H	UNI	71 72
206	H	UT Arlington	70 56
233	H	Omaha	81 60
234	A	North Texas	55 54
335	H	Florida A&M	81 57
339	H	Chi cago St.	99 51

LAST 12 Division I GAMES:

135	A	Kansas	63 59	11	H	Texas	64 75
61	H	TCU	63 68	39	A	West Vi rgi ni a	60 52
9	A	Bayl or	50 75	64	A	Okl ahoma St.	68 76
37	H	Okl ahoma	71 76	9	H	Bayl or	58 88
64	H	Okl ahoma St.	80 64	137	H	UNI	71 72
130	A	Iowa St.	67 60	339	H	Chi cago St.	99 51

Non-Div I Games:

Kansas St.

■ Loss, 
 ■ Non-Conf, 
 ■ S Site, 
 ■ Home 
 ■ Away 
 N Neutral

Average RPI	Win: 268	WON-LOST	WINNING	LAST 10	STRENGTH OF	OPP. STRENGTH	TEAM	ADJ.	CONF.	ADJ CONF.
Average RPI	Loss: 147	RECORD	PCT. RANK	GAMES	SCHEDULE	OF SCHEDULE	RPI	RPI	RPI	RPI
DIV. I ONLY	4- 12	296	3- 6	225	147	269	269	22	22	
DIV. I NON-CONF.	3- 7	254	2- 3	247	96	242	242	21	21	
-----										
TOTALS	RPI 1-25	RPI 26-50	W-L RECORDS	RPI 51-100	RPI 101-999	RPI 201+				
4- 12	0- 1	0- 1	OVERALL	0- 3	4- 7	3- 4				
2- 3	0- 0	0- 1	HOME	0- 0	2- 2	1- 2				
2- 7	0- 0	0- 0	AWAY	0- 2	2- 5	2- 2				
0- 2	0- 1	0- 0	NEUTRAL	0- 1	0- 0	0- 0				
3- 7	0- 1	0- 0	NON-CONFERENCE	0- 3	3- 3	3- 1				
1- 1	0- 0	0- 0	HOME	0- 0	1- 1	1- 1				
2- 4	0- 0	0- 0	AWAY	0- 2	2- 2	2- 0				
0- 2	0- 1	0- 0	NEUTRAL	0- 1	0- 0	0- 0				
1- 5	0- 0	0- 1	CONFERENCE	0- 0	1- 4	0- 3				
1- 2	0- 0	0- 1	HOME	0- 0	1- 1	0- 1				
0- 3	0- 0	0- 0	AWAY	0- 0	0- 3	0- 2				
0- 0	0- 0	0- 0	NEUTRAL	0- 0	0- 0	0- 0				

RPI 1-25				RPI 26-50				RPI 51-100				RPI 101+ Team's RPI: 269			
RPI	S	Opponent	Score	RPI	S	Opponent	Score	RPI	S	Opponent	Score	RPI	S	Opponent	Score
22	N	Maryl and	35 89	34	H	FGCU	57 78	73	A	Georgi a Tech	48 86	116	A	Jacksonville	49 84
								82	N	Maine	39 75	118	A	Clemson	28 41
								100	A	Ole Miss	63 92	175	H	Stetson	66 49
												188	A	Furman	59 78
												226	H	East Carolina	56 66
												245	A	North Florida	72 77
												251	H	Lipscomb	62 64
												259	A	Presbyterian	60 51
												305	A	USC Upstate	61 65
												313	H	Georgia St.	71 61
												325	A	Ga. Southern	60 58
LAST 12 Division I GAMES:															
305	A	USC Upstate	61 65	325	A	Ga. Southern	60 58	226	H	East Carolina	56 66	313	H	Georgia St.	71 61
175	H	Stetson	66 49	226	H	East Carolina	56 66	82	N	Maine	39 75	22	N	Maryl and	35 89
34	H	FGCU	57 78	313	H	Georgia St.	71 61	259	A	Presbyterian	60 51				
116	A	Jacksonville	49 84												
245	A	North Florida	72 77												
251	H	Lipscomb	62 64												

Non-Div I Games: Middle Ga. St. 81 65

Kennesaw St.

Average RPI Win:	221	WON-LOST	WINNING	LAST 10	STRENGTH OF	OPP. STRENGTH	TEAM	ADJ.	CONF.	ADJ CONF.
Average RPI Loss:	82	RECORD	PCT. RANK	GAMES	SCHEDULE	OF SCHEDULE	RPI	RPI	RPI	RPI
DIV. I ONLY	10- 11	187	4- 6	114	106	123	123	7	7	
DIV. I NON-CONF.	7- 5	132	1- 2	156	136	109	109	8	8	
-----										
TOTALS	RPI 1-25	RPI 26-50	W-L RECORDS	RPI 51-100	RPI 101-999	RPI 201+				
10- 11	0- 1	0- 4	OVERALL	1- 2	9- 4	7- 1				
2- 3	0- 0	0- 1	HOME	0- 1	2- 1	2- 0				
6- 5	0- 0	0- 0	AWAY	1- 0	5- 1	4- 0				
2- 3	0- 0	0- 2	NEUTRAL	0- 1	2- 0	1- 0				
7- 5	0- 1	0- 2	NON-CONFERENCE	0- 1	7- 1	5- 0				
1- 1	0- 0	0- 0	HOME	0- 0	1- 1	1- 0				
4- 1	0- 1	0- 0	AWAY	0- 0	4- 0	3- 0				
2- 3	0- 0	0- 2	NEUTRAL	0- 1	2- 0	1- 0				
3- 6	0- 0	0- 2	CONFERENCE	1- 1	2- 3	2- 1				
1- 2	0- 0	0- 1	HOME	0- 1	1- 0	1- 0				
2- 4	0- 0	0- 1	AWAY	1- 0	1- 3	1- 1				
0- 0	0- 0	0- 0	NEUTRAL	0- 0	0- 0	0- 0				

RPI 1-25				RPI 26-50				RPI 51-100				RPI 101+				Team's RPI: 123
RPI	S	Opponent	Score	RPI	S	Opponent	Score	RPI	S	Opponent	Score	RPI	S	Opponent	Score	
23	A	Michigan	41 54	27	N	Stanford	54 79	55	N	Gonzaga	57 77	102	H	Wright St.	60 72	
				32	H	Ball St.	58 79	62	A	Toledo	62 55	139	A	Northern Ill.	79 81	
				34	N	FGCU	62 80	98	H	Western Mi ch.	61 66	142	A	Bowling Green	50 60	
				36	A	Central Mich.	84 88					158	A	Robert Morris	46 31	
												183	N	Memphis	70 55	
												207	A	Eastern Mich.	67 60	
												207	H	Eastern Mich.	76 69	
												217	A	Akron	60 75	
												242	A	Youngstown St.	55 44	
												267	A	Northern Ky.	59 54	
												290	H	Detroit Mercy	82 74	
												294	N	Southeastern La.	81 60	
												296	A	Eastern Ky.	65 57	
-----																
LAST 12 Division I GAMES:																
217	A	Akron	60 75	98	H	Western Mi ch.	61 66	139	A	Northern Ill.	79 81	207	A	Eastern Mich.	67 60	
62	A	Toledo	62 55	207	A	Eastern Mich.	67 60	158	A	Robert Morris	46 31	23	A	Michigan	41 54	
32	H	Ball St.	58 79	158	A	Robert Morris	46 31	23	A	Michigan	41 54	102	H	Wright St.	60 72	
142	A	Bowling Green	50 60	23	A	Michigan	41 54	102	H	Wright St.	60 72					
36	A	Central Mich.	84 88													
207	H	Eastern Mich.	76 69													

Non-Div I Games:

Kent St.





Average RPI Win:	295	WON-LOST	WINNING	LAST 10	STRENGTH OF	OPP. STRENGTH	TEAM	ADJ.	CONF.	ADJ CONF.
Average RPI Loss:	175	RECORD	PCT. RANK	GAMES	SCHEDULE	OF SCHEDULE	RPI	RPI	RPI	RPI
DIV. I ONLY	8- 12	229	4- 6	295	317	274	274	29	29	
DIV. I NON-CONF.	4- 7	226	1- 2	265	289	262	262	29	29	
-----										
TOTALS	RPI 1-25	RPI 26-50	W-L RECORDS	RPI 51-100	RPI 101-999	RPI 201+				
8- 12	0- 1	0- 0	OVERALL	0- 1	8- 10	7- 5				
5- 5	0- 1	0- 0	HOME	0- 1	5- 3	4- 3				
3- 7	0- 0	0- 0	AWAY	0- 0	3- 0	3- 0				
0- 0	0- 0	0- 0	NEUTRAL	0- 0	0- 0	0- 0				
4- 7	0- 1	0- 0	NON-CONFERENCE	0- 1	4- 5	3- 2				
2- 3	0- 1	0- 0	HOME	0- 1	2- 1	1- 1				
2- 4	0- 0	0- 0	AWAY	0- 0	2- 4	2- 1				
0- 0	0- 0	0- 0	NEUTRAL	0- 0	0- 0	0- 0				
4- 5	0- 0	0- 0	CONFERENCE	0- 0	4- 5	4- 3				
3- 2	0- 0	0- 0	HOME	0- 0	3- 2	3- 2				
1- 3	0- 0	0- 0	AWAY	0- 0	1- 3	1- 1				
0- 0	0- 0	0- 0	NEUTRAL	0- 0	0- 0	0- 0				

RPI 1-25				RPI 26-50				RPI 51-100				RPI 101+ Team's RPI: 274			
RPI	S	Opponent	Score	RPI	S	Opponent	Score	RPI	S	Opponent	Score	RPI	S	Opponent	Score
23	H	Michigan	49 86					84	H	Navy	47 79	110	A	George Mason	70 73
												122	A	Yale	51 62
												147	A	Saint Francis (PA)	71 101
												158	A	Robert Morris	53 60
												173	H	Lehigh	72 69
												190	A	Army West Point	37 71
												235	A	Lafayette	53 69
												238	H	Manhattan	38 72
												256	H	Sacred Heart	46 50
												261	H	Mt. St. Mary's	53 48
												263	H	Fairleigh Dickinson	49 61
												275	H	St. Francis Brooklyn	61 59
												278	A	Bryant	56 75
												310	A	Central Conn. St.	61 54
												326	H	Wagner	74 69
												331	A	UMBC	66 52
												341	A	NJIT	67 49
												343	H	Saint Peter's	57 46
LAST 12 Division I GAMES:															
263	H	Fairleigh Dickinson	49 61	147	A	Saint Francis (PA)	71 101								
256	H	Sacred Heart	46 50	158	A	Robert Morris	53 60								
310	A	Central Conn. St.	61 54	275	H	St. Francis Brooklyn	61 59								
278	A	Bryant	56 75	84	H	Navy	47 79								
261	H	Mt. St. Mary's	53 48	238	H	Manhattan	38 72								
326	H	Wagner	74 69	173	H	Lehigh	72 69								

Non-Div I Games:

LIU Brooklyn

■ Loss, 
 ■ Non-Conf, 
 ■ S Site, 
 ■ H Home 
 ■ A Away 
 N Neutral

Average RPI	Win:	156	WON-LOST	WINNING	LAST 10	STRENGTH OF	OPP. STRENGTH	TEAM	ADJ.	CONF.	ADJ CONF.
Average RPI	Loss:	32	RECORD	PCT. RANK	GAMES	SCHEDULE	OF SCHEDULE	RPI	RPI	RPI	RPI
DIV. I ONLY		13- 6	73	7- 3	49	18	35	35	2	2	
DIV. I NON-CONF.		8- 3	65	4- 0	183	63	61	61	2	2	
-----											
TOTALS	RPI 1-25		RPI 26-50		W-L RECORDS		RPI 51-100		RPI 101-999		RPI 201+
13- 6	2- 3		0- 2		OVERALL		2- 1		9- 0		4- 0
7- 1	1- 1		0- 0		HOME		1- 0		5- 0		3- 0
5- 4	1- 1		0- 2		AWAY		1- 1		3- 0		1- 0
1- 1	0- 1		0- 0		NEUTRAL		0- 0		1- 0		0- 0
8- 3	0- 1		0- 2		NON-CONFERENCE		1- 0		7- 0		4- 0
4- 0	0- 0		0- 0		HOME		0- 0		4- 0		3- 0
3- 2	0- 0		0- 2		AWAY		1- 0		2- 0		1- 0
1- 1	0- 1		0- 0		NEUTRAL		0- 0		1- 0		0- 0
5- 3	2- 2		0- 0		CONFERENCE		1- 1		2- 0		0- 0
3- 1	1- 1		0- 0		HOME		1- 0		1- 0		0- 0
2- 2	1- 1		0- 0		AWAY		0- 1		1- 0		0- 0
0- 0	0- 0		0- 0		NEUTRAL		0- 0		0- 0		0- 0

RPI	S	Opponent	Score	RPI	S	Opponent	Score	RPI	S	Opponent	Score	RPI	S	Opponent	Score
3	H	Mississippi St.	70 83	31	A	South Fla.	55 61	85	A	Alabama	51 65	105	N	Saint Louis	71 59
10	H	Tennessee	70 59	49	A	Northern Colo.	50 58	92	A	Tulane	73 50	114	A	Little Rock	56 37
11	N	Texas	66 75					99	H	Auburn	59 56	128	H	Vanderbilt	85 65
12	A	Missouri	69 65									159	H	Louisiana	60 45
14	A	Texas A&M	59 69									174	A	Florida	66 59
-----															
LAST 12 Division I GAMES:															
10	H	Tennessee	70 59	12	A	Missouri	69 65	128	H	Vanderbilt	85 65	323	H	Sam Houston St.	71 58
14	A	Texas A&M	59 69	99	H	Auburn	59 56	114	A	Little Rock	56 37	159	H	Louisiana	60 45
99	H	Auburn	59 56	174	A	Florida	66 59	92	A	Tulane	73 50				
85	A	Alabama	51 65	3	H	Mississippi St.	70 83								

Non-Div I Games:

LSU

Average RPI Win:	222	WON-LOST	WINNING	LAST 10	STRENGTH OF	OPP. STRENGTH	TEAM	ADJ.	CONF.	ADJ CONF.
Average RPI Loss:	141	RECORD	PCT. RANK	GAMES	SCHEDULE	OF SCHEDULE	RPI	RPI	RPI	RPI
DIV. I ONLY	7- 14	261	2- 8	129	190	221	221	12	12	
DIV. I NON-CONF.	5- 8	220	1- 3	91	192	151	151	10	10	
-----										
TOTALS	RPI 1-25	RPI 26-50	W-L RECORDS	RPI 51-100	RPI 101-999	RPI 201+				
7- 14	0- 1	0- 1	OVERALL	0- 4	7- 8	4- 4				
3- 6	0- 1	0- 0	HOME	0- 1	3- 4	2- 1				
3- 8	0- 0	0- 1	AWAY	0- 3	3- 4	2- 3				
1- 0	0- 0	0- 0	NEUTRAL	0- 0	1- 0	0- 0				
5- 8	0- 1	0- 1	NON-CONFERENCE	0- 2	5- 4	2- 2				
1- 3	0- 1	0- 0	HOME	0- 0	1- 2	0- 1				
3- 5	0- 0	0- 1	AWAY	0- 2	3- 2	2- 1				
1- 0	0- 0	0- 0	NEUTRAL	0- 0	1- 0	0- 0				
2- 6	0- 0	0- 0	CONFERENCE	0- 2	2- 4	2- 2				
2- 3	0- 0	0- 0	HOME	0- 1	2- 2	2- 0				
0- 3	0- 0	0- 0	AWAY	0- 1	0- 2	0- 2				
0- 0	0- 0	0- 0	NEUTRAL	0- 0	0- 0	0- 0				

RPI 1-25				RPI 26-50				RPI 51-100				RPI 101+ Team's RPI: 221			
RPI	S	Opponent	Score	RPI	S	Opponent	Score	RPI	S	Opponent	Score	RPI	S	Opponent	Score
21	H	Villanova	49 76	42	A	Drexel	54 79	51	H	Dayton	47 76	109	H	Penn	66 59
								57	A	Duquesne	50 78	110	H	George Mason	56 69
								68	A	Harvard	61 70	155	H	Saint Joseph's	64 75
								71	A	American	48 66	167	H	Temple	52 69
												173	A	Lehigh	69 61
												178	A	Wisconsin	60 71
												179	N	New Hampshire	59 51
												225	A	Richmond	51 77
												229	H	St. Bonaventure	66 63
												234	A	North Texas	44 70
												235	A	Lafayette	74 47
												265	H	Rider	55 76
												311	A	Delaware St.	71 48
												316	H	VCU	62 57
												329	A	Rhode Island	63 72
LAST 12 Division I GAMES:															
155	H	Saint Joseph's	64 75	225	A	Richmond	51 77								
316	H	VCU	62 57	110	H	George Mason	56 69								
329	A	Rhode Island	63 72	51	H	Dayton	47 76								
57	A	Duquesne	50 78	21	H	Villanova	49 76								
229	H	St. Bonaventure	66 63	311	A	Delaware St.	71 48								
68	A	Harvard	61 70	234	A	North Texas	44 70								

Non-Div I Games:

La Salle

Average RPI Win:	306	WON-LOST	WINNING	LAST 10	STRENGTH OF	OPP. STRENGTH	TEAM	ADJ.	CONF.	ADJ CONF.
Average RPI Loss:	184	RECORD	PCT. RANK	GAMES	SCHEDULE	OF SCHEDULE	RPI	RPI	RPI	RPI
DIV. I ONLY	2- 16	326	1- 9	202	328	332	332	23	23	
DIV. I NON-CONF.	1- 8	313	1- 2	270	338	341	341	23	23	
-----										
TOTALS	RPI 1-25	RPI 26-50	W-L RECORDS	RPI 51-100	RPI 101-999	RPI 201+				
2- 16	0- 0	0- 0	OVERALL	0- 3	2- 13	2- 8				
2- 5	0- 0	0- 0	HOME	0- 1	2- 4	2- 3				
0- 11	0- 0	0- 0	AWAY	0- 1	0- 2	0- 0				
0- 0	0- 0	0- 0	NEUTRAL	0- 0	0- 0	0- 0				
1- 8	0- 0	0- 0	NON-CONFERENCE	0- 2	1- 6	1- 4				
1- 2	0- 0	0- 0	HOME	0- 0	1- 2	1- 1				
0- 6	0- 0	0- 0	AWAY	0- 2	0- 4	0- 3				
0- 0	0- 0	0- 0	NEUTRAL	0- 0	0- 0	0- 0				
1- 8	0- 0	0- 0	CONFERENCE	0- 1	1- 7	1- 4				
1- 3	0- 0	0- 0	HOME	0- 1	1- 2	1- 2				
0- 5	0- 0	0- 0	AWAY	0- 0	0- 5	0- 2				
0- 0	0- 0	0- 0	NEUTRAL	0- 0	0- 0	0- 0				

RPI 1-25				RPI 26-50				RPI 51-100				RPI 101+				Team's RPI: 332
RPI	S	Opponent	Score	RPI	S	Opponent	Score	RPI	S	Opponent	Score	RPI	S	Opponent	Score	
								64	A	Oklahoma St.	58 112	114	A	Little Rock	37 57	
								88	H	South Ala.	60 67	115	A	Rice	47 63	
								99	A	Auburn	41 67	157	A	Texas St.	52 86	
												159	A	Louisiana	55 63	
												181	H	New Orleans	51 89	
												203	A	Arkansas St.	62 76	
												206	A	UT Arlington	61 70	
												211	A	Louisiana Tech	49 71	
												218	H	Troy	79 86	
												252	A	Grambling	52 61	
												271	H	Appalachian St.	67 71	
												285	H	Coastal Caro.	62 56	
												289	A	McNeese	61 65	
												314	H	Northwestern St.	48 70	
												327	H	Houston Baptist	77 73	
LAST 12 Division I GAMES:																
				88	H	South Ala.	60 67	285	H	Coastal Caro.	62 56					
				218	H	Troy	79 86	114	A	Little Rock	37 57					
				206	A	UT Arlington	61 70	203	A	Arkansas St.	62 76					
				157	A	Texas St.	52 86	64	A	Oklahoma St.	58 112					
				159	A	Louisiana	55 63	327	H	Houston Baptist	77 73					
				271	H	Appalachian St.	67 71	181	H	New Orleans	51 89					

Non-Div I Games: Millsaps 73 41 Centenary (LA) 90 53

La. -Monroe

Average RPI Win:	259	WON-LOST	WINNING	LAST 10	STRENGTH OF	OPP. STRENGTH	TEAM	ADJ.	CONF.	ADJ CONF.
Average RPI Loss:	151	RECORD	PCT. RANK	GAMES	SCHEDULE	OF SCHEDULE	RPI	RPI	RPI	RPI
DIV. I ONLY	8- 12	229	4- 6	180	284	235	235	15	15	
DIV. I NON-CONF.	4- 6	214	1- 1	240	330	254	254	18	18	
-----										
TOTALS	RPI 1-25	RPI 26-50	W-L RECORDS	RPI 51-100	RPI 101-999	RPI 201+				
8- 12	0- 0	0- 1	OVERALL	0- 3	8- 8	7- 3				
5- 5	0- 0	0- 0	HOME	0- 2	5- 3	5- 2				
3- 7	0- 0	0- 1	AWAY	0- 1	3- 5	2- 1				
0- 0	0- 0	0- 0	NEUTRAL	0- 0	0- 0	0- 0				
4- 6	0- 0	0- 1	NON-CONFERENCE	0- 1	4- 4	4- 2				
3- 2	0- 0	0- 0	HOME	0- 1	3- 1	3- 1				
1- 4	0- 0	0- 1	AWAY	0- 0	1- 3	1- 1				
0- 0	0- 0	0- 0	NEUTRAL	0- 0	0- 0	0- 0				
4- 6	0- 0	0- 0	CONFERENCE	0- 2	4- 4	3- 1				
2- 3	0- 0	0- 0	HOME	0- 1	2- 2	2- 1				
2- 3	0- 0	0- 0	AWAY	0- 1	2- 2	1- 0				
0- 0	0- 0	0- 0	NEUTRAL	0- 0	0- 0	0- 0				

RPI	S	Opponent	Score	RPI	S	Opponent	Score	RPI	S	Opponent	Score	RPI	S	Opponent	Score	Team's RPI: 235
42	A	Drexel	37 52	52	H	Princeton	45 53	109	A	Penn	42 55	144	A	Bucknell	53 83	
				71	H	American	67 74	158	A	Robert Morris	42 63	173	A	Lehigh	45 70	
				84	A	Navy	59 65	190	H	Army West Point	60 65	193	A	Boston U.	47 45	
								221	H	La Salle	47 74	223	A	Holy Cross	69 65	
								223	H	Holy Cross	56 69	239	H	Loyola Maryland	65 54	
								265	H	Rider	60 45	270	H	Colgate	63 48	
								274	H	LIU Brooklyn	69 53	280	A	Cornell	59 58	
								326	H	Wagner	70 52	343	A	Saint Peter's	61 64	
-----																
LAST 12 Division I GAMES:																
223	H	Holy Cross	56 69	144	A	Bucknell	53 83									
193	A	Boston U.	47 45	270	H	Colgate	63 48									
71	H	American	67 74	223	A	Holy Cross	69 65									
84	A	Navy	59 65	173	A	Lehigh	45 70									
239	H	Loyola Maryland	65 54	326	H	Wagner	70 52									
190	H	Army West Point	60 65	158	A	Robert Morris	42 63									

Non-Div I Games:

Lafayette

Average RPI Win:	266	WON-LOST	WINNING	LAST 10	STRENGTH OF	OPP. STRENGTH	TEAM	ADJ.	CONF.	ADJ CONF.
Average RPI Loss:	89	RECORD	PCT. RANK	GAMES	SCHEDULE	OF SCHEDULE	RPI	RPI	RPI	RPI
DIV. I ONLY	9- 6	114	8- 2	280	171	136	136	25	25	
DIV. I NON-CONF.	1- 5	300	0- 2	35	13	168	168	25	25	
-----										
TOTALS	RPI 1-25	RPI 26-50	W-L RECORDS	RPI 51-100	RPI 101-999	RPI 201+				
9- 6	0- 1	0- 1	OVERALL	0- 2	9- 2	7- 0				
4- 0	0- 0	0- 0	HOME	0- 0	4- 0	3- 0				
4- 5	0- 1	0- 1	AWAY	0- 2	4- 1	4- 0				
1- 1	0- 0	0- 0	NEUTRAL	0- 0	1- 1	0- 0				
1- 5	0- 1	0- 1	NON-CONFERENCE	0- 1	1- 2	0- 0				
0- 0	0- 0	0- 0	HOME	0- 0	0- 0	0- 0				
0- 4	0- 1	0- 1	AWAY	0- 1	0- 1	0- 0				
1- 1	0- 0	0- 0	NEUTRAL	0- 0	1- 1	0- 0				
8- 1	0- 0	0- 0	CONFERENCE	0- 1	8- 0	7- 0				
4- 0	0- 0	0- 0	HOME	0- 0	4- 0	3- 0				
4- 1	0- 0	0- 0	AWAY	0- 1	4- 0	4- 0				
0- 0	0- 0	0- 0	NEUTRAL	0- 0	0- 0	0- 0				

RPI 1-25				RPI 26-50				RPI 51-100				RPI 101+ Team's RPI: 136			
RPI	S	Opponent	Score	RPI	S	Opponent	Score	RPI	S	Opponent	Score	RPI	S	Opponent	Score
9	A	Baylor	62 121	47	A	Purdue	64 79	72	A	New Mexico	58 90	139	N	Northern Ill.	90 80
								96	A	Central Ark.	39 51	152	N	North Dakota	70 73
												156	A	Pacific	75 80
												181	H	New Orleans	100 77
												262	A	A&M-Corpus Christi	70 31
												282	A	Nicholls St.	76 61
												289	H	McNeese	83 58
												294	A	Southeastern La.	75 58
												301	H	Incarnate Word	77 54
												323	H	Sam Houston St.	91 44
												327	A	Houston Baptist	79 51
LAST 12 Division I GAMES:															
289	H	McNeese	83 58	181	H	New Orleans	100 77								
282	A	Nicholls St.	76 61	262	A	A&M-Corpus Christi	70 31								
323	H	Sam Houston St.	91 44	327	A	Houston Baptist	79 51								
301	H	Incarnate Word	77 54	72	A	New Mexico	58 90								
294	A	Southeastern La.	75 58	156	A	Pacific	75 80								
96	A	Central Ark.	39 51	139	N	Northern Ill.	90 80								

Non-Div I Games: Howard Payne 101 37 Schreiner 116 37 Louisiana Col. 93 62 S' western Assemblies 92 49 Lamar University

Average RPI Win: 233  
Average RPI Loss: 160

WON-LOST  
RECORD

WINNING  
PCT. RANK

LAST 10  
GAMES

STRENGTH OF  
SCHEDULE

OPP. STRENGTH  
OF SCHEDULE

TEAM  
RPI

ADJ.  
RPI

CONF.  
RPI

ADJ CONF.  
RPI

DIV. I ONLY	11- 9	146	6- 4	224	243	173	173	15	15
DIV. I NON-CONF.	5- 5	170	1- 1	320	297	251	251	18	18
TOTALS	RPI 1-25	RPI 26-50	W-L RECORDS	RPI 51-100	RPI 101-999	RPI 201+			
11- 9	0- 1	0- 0	OVERALL	1- 3	10- 5	7- 5			
8- 1	0- 0	0- 0	HOME	1- 0	7- 1	4- 1			
3- 7	0- 0	0- 0	AWAY	0- 3	3- 4	3- 4			
0- 1	0- 1	0- 0	NEUTRAL	0- 0	0- 0	0- 0			
5- 5	0- 1	0- 0	NON-CONFERENCE	0- 1	5- 3	5- 3			
3- 1	0- 0	0- 0	HOME	0- 0	3- 1	3- 1			
2- 3	0- 0	0- 0	AWAY	0- 1	2- 2	2- 2			
0- 1	0- 1	0- 0	NEUTRAL	0- 0	0- 0	0- 0			
6- 4	0- 0	0- 0	CONFERENCE	1- 2	5- 2	2- 2			
5- 0	0- 0	0- 0	HOME	1- 0	4- 0	1- 0			
1- 4	0- 0	0- 0	AWAY	0- 2	1- 2	1- 2			
0- 0	0- 0	0- 0	NEUTRAL	0- 0	0- 0	0- 0			

RPI S	Opponent	Score	RPI S	Opponent	Score	RPI S	Opponent	Score	RPI S	Opponent	Score	Team's RPI: 173
21 N	Villanova	42 62				53 A	Minnesota	73 107	144 H	Bucknell	66 62	
						71 A	American	64 82	190 H	Army West Point	59 55	
						84 A	Navy	50 53	193 H	Boston U.	74 58	
						84 H	Navy	66 63	221 H	La Salle	61 69	
									223 A	Holy Cross	49 54	
									235 H	Lafayette	70 45	
									239 A	Loyola Maryland	64 67	
									256 A	Sacred Heart	55 65	
									260 H	Fairfield	56 53	
									261 H	Mt. St. Mary's	75 71	
									270 A	Colgate	59 51	
									274 A	LIU Brooklyn	69 72	
									280 A	Cornell	62 57	
									302 A	Monmouth	75 57	
									341 H	NJIT	64 50	
LAST 12 Division I GAMES:												
84 A	Navy	50 53	193 H	Boston U.	74 58							
239 A	Loyola Maryland	64 67	223 A	Holy Cross	49 54							
190 H	Army West Point	59 55	84 H	Navy	66 63							
270 A	Colgate	59 51	235 H	Lafayette	70 45							
71 A	American	64 82	274 A	LIU Brooklyn	69 72							
144 H	Bucknell	66 62	341 H	NJIT	64 50							

Non-Div I Games: Mansfield 77 47

Lehigh

Average RPI Win:	261	WON-LOST	WINNING	LAST 10	STRENGTH OF	OPP. STRENGTH	TEAM	ADJ.	CONF.	ADJ CONF.
Average RPI Loss:	106	RECORD	PCT. RANK	GAMES	SCHEDULE	OF SCHEDULE	RPI	RPI	RPI	RPI
DIV. I ONLY	11- 8	126	0- 1	155	292	108	108	28	28	
DIV. I NON-CONF.	3- 7	254	0- 1	53	170	148	148	28	28	
-----										
TOTALS	RPI 1-25	RPI 26-50	W-L RECORDS	RPI 51-100	RPI 101-999	RPI 201+				
11- 8	0- 2	0- 2	OVERALL	0- 2	11- 2	8- 2				
5- 0	0- 0	0- 0	HOME	0- 0	5- 0	4- 0				
5- 6	0- 2	0- 0	AWAY	0- 2	5- 2	4- 2				
1- 2	0- 0	0- 2	NEUTRAL	0- 0	1- 0	0- 0				
3- 7	0- 2	0- 2	NON-CONFERENCE	0- 2	3- 1	2- 1				
1- 0	0- 0	0- 0	HOME	0- 0	1- 0	1- 0				
1- 5	0- 2	0- 0	AWAY	0- 2	1- 1	1- 1				
1- 2	0- 0	0- 2	NEUTRAL	0- 0	1- 0	0- 0				
8- 1	0- 0	0- 0	CONFERENCE	0- 0	8- 1	6- 1				
4- 0	0- 0	0- 0	HOME	0- 0	4- 0	3- 0				
4- 1	0- 0	0- 0	AWAY	0- 0	4- 1	3- 1				
0- 0	0- 0	0- 0	NEUTRAL	0- 0	0- 0	0- 0				

RPI 1-25				RPI 26-50				RPI 51-100				RPI 101+				Team's RPI: 108
RPI	S	Opponent	Score	RPI	S	Opponent	Score	RPI	S	Opponent	Score	RPI	S	Opponent	Score	
15	A	Duke	51 68	48	N	Houston	68 75	89	A	James Madi son	47 58	133	A	High Point	65 42	
23	A	Michigan	50 74	49	N	Northern Colo.	57 65	95	A	Drake	68 96	189	H	Radford	61 56	
												199	N	Denver	82 69	
												220	A	Gardner-Webb	85 60	
												240	A	UNC Asheville	41 48	
												257	H	Campbell	60 42	
												259	A	Presbyterian	76 64	
												286	H	Valparaiso	61 40	
												288	A	Massachusetts	61 64	
												317	H	Charleston So.	63 53	
												320	A	Old Dominion	63 55	
												337	H	Winthrop	63 37	
												349	A	Longwood	63 51	
-----																
LAST 12 Division I GAMES:																
95	A	Drake	68 96	220	A	Gardner-Webb	85 60	337	H	Winthrop	63 37	317	H	Charleston So.	63 53	
133	A	High Point	65 42	49	N	Northern Colo.	57 65	259	A	Presbyterian	76 64	15	A	Duke	51 68	
189	H	Radford	61 56													
349	A	Longwood	63 51													
257	H	Campbell	60 42													
240	A	UNC Asheville	41 48													

Non-Div I Games: Shippensburg 105 43 Limestone 68 38

Liberty



Average RPI Win:	300	WON-LOST	WINNING	LAST 10	STRENGTH OF	OPP. STRENGTH	TEAM	ADJ.	CONF.	ADJ CONF.
Average RPI Loss:	144	RECORD	PCT. RANK	GAMES	SCHEDULE	OF SCHEDULE	RPI	RPI	RPI	RPI
DIV. I ONLY	7- 14	261	5- 5	249	258	251	251	22	22	
DIV. I NON-CONF.	4- 11	279	2- 4	258	286	284	284	21	21	
-----										
TOTALS	RPI 1-25	RPI 26-50	W-L RECORDS	RPI 51-100	RPI 101-999	RPI 201+				
7- 14	0- 0	0- 2	OVERALL	0- 3	7- 9	7- 4				
2- 6	0- 0	0- 1	HOME	0- 2	2- 3	2- 2				
5- 8	0- 0	0- 1	AWAY	0- 1	5- 6	5- 2				
0- 0	0- 0	0- 0	NEUTRAL	0- 0	0- 0	0- 0				
4- 11	0- 0	0- 1	NON-CONFERENCE	0- 3	4- 7	4- 4				
2- 4	0- 0	0- 0	HOME	0- 2	2- 2	2- 2				
2- 7	0- 0	0- 1	AWAY	0- 1	2- 5	2- 2				
0- 0	0- 0	0- 0	NEUTRAL	0- 0	0- 0	0- 0				
3- 3	0- 0	0- 1	CONFERENCE	0- 0	3- 2	3- 0				
0- 2	0- 0	0- 1	HOME	0- 0	0- 1	0- 0				
3- 1	0- 0	0- 0	AWAY	0- 0	3- 1	3- 0				
0- 0	0- 0	0- 0	NEUTRAL	0- 0	0- 0	0- 0				

RPI 1-25				RPI 26-50				RPI 51-100				RPI 101+				Team's RPI: 251	
RPI	S	Opponent	Score	RPI	S	Opponent	Score	RPI	S	Opponent	Score	RPI	S	Opponent	Score		
				32	A	Ball St.	46 84	77	H	Belmont	59 91	105	A	Saint Louis	57 101		
				34	H	FGCU	54 68	85	H	Alabama	51 73	116	A	Jacksonville	48 70		
								90	A	Butler	58 70	120	A	Middle Tenn.	48 72		
												128	A	Vanderbilt	82 92		
												175	H	Stetson	55 59		
												215	H	Morehead St.	55 75		
												243	H	Austin Peay	63 71		
												245	A	North Florida	73 69		
												254	A	Col. of Charleston	69 85		
												269	A	Kennesaw St.	64 62		
												297	H	Alabama A&M	66 50		
												298	H	Murray St.	65 64		
												317	A	Charleston So.	58 54		
												330	A	Tennessee Tech	61 57		
												341	A	NJIT	74 58		
												346	A	Tennessee St.	64 71		
LAST 12 Division I GAMES:																	
				341	A	NJIT	74 58	297	H	Alabama A&M	66 50						
				34	H	FGCU	54 68	128	A	Vanderbilt	82 92						
				175	H	Stetson	55 59	330	A	Tennessee Tech	61 57						
				245	A	North Florida	73 69	105	A	Saint Louis	57 101						
				116	A	Jacksonville	48 70	346	A	Tennessee St.	64 71						
				269	A	Kennesaw St.	64 62	85	H	Alabama	51 73						

Non-Div I Games:

Lipscomb

Average RPI Win:	216	WON-LOST	WINNING	LAST 10	STRENGTH OF	OPP. STRENGTH	TEAM	ADJ.	CONF.	ADJ CONF.
Average RPI Loss:	90	RECORD	PCT. RANK	GAMES	SCHEDULE	OF SCHEDULE	RPI	RPI	RPI	RPI
DIV. I ONLY	12- 8	114	9- 1	148	112	114	114	23	23	
DIV. I NON-CONF.	3- 8	268	0- 3	30	9	183	183	23	23	
-----										
TOTALS	RPI 1-25	RPI 26-50	W-L RECORDS	RPI 51-100	RPI 101-999	RPI 201+				
12- 8	0- 2	1- 1	OVERALL	0- 1	11- 4	7- 1				
8- 3	0- 0	1- 1	HOME	0- 0	7- 2	3- 1				
4- 5	0- 2	0- 0	AWAY	0- 1	4- 2	4- 0				
0- 0	0- 0	0- 0	NEUTRAL	0- 0	0- 0	0- 0				
3- 8	0- 2	1- 1	NON-CONFERENCE	0- 1	2- 4	0- 1				
3- 3	0- 0	1- 1	HOME	0- 0	2- 2	0- 1				
0- 5	0- 2	0- 0	AWAY	0- 1	0- 2	0- 0				
0- 0	0- 0	0- 0	NEUTRAL	0- 0	0- 0	0- 0				
9- 0	0- 0	0- 0	CONFERENCE	0- 0	9- 0	7- 0				
5- 0	0- 0	0- 0	HOME	0- 0	5- 0	3- 0				
4- 0	0- 0	0- 0	AWAY	0- 0	4- 0	4- 0				
0- 0	0- 0	0- 0	NEUTRAL	0- 0	0- 0	0- 0				

RPI 1-25				RPI 26-50				RPI 51-100				RPI 101+ Team's RPI: 114			
RPI	S	Opponent	Score	RPI	S	Opponent	Score	RPI	S	Opponent	Score	RPI	S	Opponent	Score
3	A	Mississippi St.	48 86	35	H	LSU	37 56	70	A	Kansas St.	51 66	105	A	Saint Louis	45 48
14	A	Texas A&M	49 66	37	H	Oklahoma	68 56					115	A	Rice	51 58
												126	H	Missouri St.	63 51
												157	H	Texas St.	63 48
												159	H	Louisiana	78 43
												166	H	Tulsa	61 74
												183	H	Memphis	86 57
												203	H	Arkansas St.	53 43
												206	H	UT Arlington	59 57
												211	H	Louisiana Tech	49 58
												271	A	Appalachian St.	52 40
												285	A	Coastal Caro.	51 49
												313	A	Georgia St.	65 50
												325	A	Ga. Southern	64 34
												332	H	La.-Monroe	57 37
-----															
LAST 12 Division I GAMES:															
285	A	Coastal Caro.	51 49	313	A	Georgia St.	65 50	332	H	La.-Monroe	57 37	159	H	Louisiana	78 43
271	A	Appalachian St.	52 40	325	A	Ga. Southern	64 34	3	A	Mississippi St.	48 86	35	H	LSU	37 56
203	H	Arkansas St.	53 43					70	A	Kansas St.	51 66				
157	H	Texas St.	63 48												
206	H	UT Arlington	59 57												
325	A	Ga. Southern	64 34												

Non-Div I Games:

Little Rock

Average RPI Win:	272	WON-LOST	WINNING	LAST 10	STRENGTH OF	OPP. STRENGTH	TEAM	ADJ.	CONF.	ADJ CONF.
Average RPI Loss:	211	RECORD	PCT. RANK	GAMES	SCHEDULE	OF SCHEDULE	RPI	RPI	RPI	RPI
DIV. I ONLY	2- 18	334	0- 10	305	265	336	336	21	21	
DIV. I NON-CONF.	2- 12	306	1- 5	263	318	325	325	20	20	
-----										
TOTALS	RPI 1-25	RPI 26-50	W-L RECORDS	RPI 51-100	RPI 101-999	RPI 201+				
2- 18	0- 1	0- 1	OVERALL	0- 0	2- 16	2- 11				
0- 8	0- 1	0- 0	HOME	0- 0	0- 7	0- 4				
2- 8	0- 0	0- 0	AWAY	0- 0	2- 0	2- 0				
0- 2	0- 0	0- 0	NEUTRAL	0- 0	0- 2	0- 1				
2- 12	0- 1	0- 1	NON-CONFERENCE	0- 0	2- 10	2- 8				
0- 6	0- 1	0- 0	HOME	0- 0	0- 5	0- 4				
2- 4	0- 0	0- 1	AWAY	0- 0	2- 3	2- 3				
0- 2	0- 0	0- 0	NEUTRAL	0- 0	0- 2	0- 1				
0- 6	0- 0	0- 0	CONFERENCE	0- 0	0- 6	0- 3				
0- 2	0- 0	0- 0	HOME	0- 0	0- 2	0- 0				
0- 4	0- 0	0- 0	AWAY	0- 0	0- 4	0- 3				
0- 0	0- 0	0- 0	NEUTRAL	0- 0	0- 0	0- 0				

RPI 1-25				RPI 26-50				RPI 51-100				RPI 101+ Team's RPI: 336			
RPI	S	Opponent	Score	RPI	S	Opponent	Score	RPI	S	Opponent	Score	RPI	S	Opponent	Score
10	H	Tennessee	61 90	45	A	Southern California	60 75					150	H	Loyola Marymount	69 84
												169	H	Cal Poly	64 75
												191	N	Oral Roberts	58 64
												198	A	UC Santa Barbara	44 51
												198	H	UC Santa Barbara	74 90
												204	A	San Diego	40 74
												208	H	Montana St.	51 62
												227	H	Pepperdine	71 83
												230	A	Montana	60 67
												244	A	UC Riverside	53 77
												246	A	Hawaii	66 74
												249	H	New Mexico St.	63 72
												264	A	Grand Canyon	65 63
												268	H	Illinois St.	51 59
												279	A	Arizona	80 72
												299	A	Cal St. Fullerton	61 67
												316	N	VCU	59 69
												341	A	NJIT	57 73
-----															
LAST 12 Division I GAMES:															
169	H	Cal Poly	64 75	316	N	VCU	59 69								
198	H	UC Santa Barbara	74 90	341	A	NJIT	57 73								
246	A	Hawaii	66 74	249	H	New Mexico St.	63 72								
299	A	Cal St. Fullerton	61 67	268	H	Illinois St.	51 59								
244	A	UC Riverside	53 77	10	H	Tennessee	61 90								
198	A	UC Santa Barbara	44 51	264	A	Grand Canyon	65 63								

Non-Div I Games:

Long Beach St.

Average RPI Win: 304

Average RPI Loss: 245

WON-LOST  
RECORDWINNING  
PCT. RANKLAST 10  
GAMESSTRENGTH OF  
SCHEDULEOPP. STRENGTH  
OF SCHEDULETEAM  
RPIADJ.  
RPICONF.  
RPIADJ CONF.  
RPIDIV. I ONLY  
DIV. I NON-CONF.2- 17  
1- 9330  
3181- 9  
0- 3334  
339349  
348349  
349349  
34928  
2828  
28

TOTALS

RPI 1-25

RPI 26-50

W-L RECORDS

RPI 51-100

RPI 101-999

RPI 201+

2- 17

0- 0

0- 0

OVERALL

0- 0

2- 17

2- 13

2- 6

0- 0

0- 0

HOME

0- 0

2- 6

2- 4

0- 11

0- 0

0- 0

AWAY

0- 0

0- 0

0- 0

0- 0

0- 0

0- 0

NEUTRAL

0- 0

0- 0

0- 0

1- 9

0- 0

0- 0

NON-CONFERENCE

0- 0

1- 9

1- 8

1- 3

0- 0

0- 0

HOME

0- 0

1- 3

1- 3

0- 6

0- 0

0- 0

AWAY

0- 0

0- 6

0- 5

0- 0

0- 0

0- 0

NEUTRAL

0- 0

0- 0

0- 0

1- 8

0- 0

0- 0

CONFERENCE

0- 0

1- 8

1- 5

1- 3

0- 0

0- 0

HOME

0- 0

1- 3

1- 1

0- 5

0- 0

0- 0

AWAY

0- 0

0- 5

0- 4

0- 0

0- 0

0- 0

NEUTRAL

0- 0

0- 0

0- 0

RPI 1-25

RPI 26-50

RPI 51-100

RPI 101+

Team's RPI: 349

RPI S Opponent Score

RPI S Opponent Score

RPI S Opponent Score

RPI S Opponent Score

108	H	Liberty	51	63
110	A	George Mason	41	60
133	A	High Point	41	62
189	H	Radford	33	52
207	A	Eastern Mich.	44	73
209	H	Norfolk St.	45	64
220	H	Gardner-Webb	54	61
240	A	UNC Asheville	52	82
257	A	Campbell	48	58
259	H	Presbyterian	66	56
263	H	Fairleigh Dickinson	52	72
286	H	Valparaiso	68	81
311	A	Delaware St.	56	60
317	A	Charleston So.	57	73
324	A	Marshall	45	90
326	A	Wagner	43	60
334	A	N.C. Central	75	87
337	A	Winthrop	60	69
348	H	UMass Lowell	84	82

LAST 12 Division I GAMES:

337	A	Winthrop	60	69	220	H	Gardner-Webb	54	61
257	A	Campbell	48	58	259	H	Presbyterian	66	56
108	H	Liberty	51	63	317	A	Charleston So.	57	73
133	A	High Point	41	62	209	H	Norfolk St.	45	64
189	H	Radford	33	52	110	A	George Mason	41	60
240	A	UNC Asheville	52	82	207	A	Eastern Mich.	44	73

Non-Div I Games:

Milligan

66 56

Longwood

■ Loss, 
 ■ Non-Conf, 
 ■ S Site, 
 ■ H Home 
 ■ A Away 
 N Neutral

Average RPI Win:	250	WON-LOST	WINNING	LAST 10	STRENGTH OF	OPP. STRENGTH	TEAM	ADJ.	CONF.	ADJ CONF.
Average RPI Loss:	97	RECORD	PCT. RANK	GAMES	SCHEDULE	OF SCHEDULE	RPI	RPI	RPI	RPI
DIV. I ONLY	10- 10	169	6- 4	124	191	159	159	23	23	
DIV. I NON-CONF.	5- 6	187	2- 1	83	82	138	138	23	23	
-----										
TOTALS	RPI 1-25	RPI 26-50	W-L RECORDS	RPI 51-100	RPI 101-999	RPI 201+				
10- 10	0- 2	0- 1	OVERALL	0- 3	10- 4	8- 2				
6- 3	0- 0	0- 0	HOME	0- 2	6- 1	5- 1				
3- 5	0- 1	0- 0	AWAY	0- 1	3- 1	2- 1				
1- 2	0- 1	0- 0	NEUTRAL	0- 0	1- 1	1- 0				
5- 6	0- 2	0- 1	NON-CONFERENCE	0- 2	5- 1	4- 0				
3- 1	0- 0	0- 0	HOME	0- 1	3- 0	2- 0				
1- 3	0- 1	0- 1	AWAY	0- 1	1- 0	1- 0				
1- 2	0- 1	0- 0	NEUTRAL	0- 0	1- 1	1- 0				
5- 4	0- 0	0- 0	CONFERENCE	0- 1	5- 3	4- 2				
3- 2	0- 0	0- 0	HOME	0- 1	3- 1	3- 1				
2- 2	0- 0	0- 0	AWAY	0- 0	2- 2	1- 1				
0- 0	0- 0	0- 0	NEUTRAL	0- 0	0- 0	0- 0				

RPI 1-25				RPI 26-50				RPI 51-100				RPI 101+ Team's RPI: 159			
RPI	S	Opponent	Score	RPI	S	Opponent	Score	RPI	S	Opponent	Score	RPI	S	Opponent	Score
3	N	Mississippi St.	37 94	35	A	LSU	45 60	62	A	Toledo	55 79	114	A	Little Rock	43 78
14	A	Texas A&M	62 83					88	H	South Ala.	57 72	131	N	Cleveland St.	45 54
								99	H	Auburn	60 70	157	A	Texas St.	65 58
												181	H	New Orleans	66 57
												203	A	Arkansas St.	77 75
												206	A	UT Arlington	61 63
												212	N	Niagara	68 52
												218	H	Troy	55 62
												271	H	Appalachian St.	61 45
												272	H	Alcorn	67 47
												285	H	Coastal Caro.	59 55
												289	H	McNeese	98 86
												294	A	Southeastern La.	68 56
												332	H	La. -Monroe	63 55
LAST 12 Division I GAMES:															
218	H	Troy	55 62	271	H	Appalachian St.	61 45								
88	H	South Ala.	57 72	203	A	Arkansas St.	77 75								
157	A	Texas St.	65 58	114	A	Little Rock	43 78								
206	A	UT Arlington	61 63	272	H	Alcorn	67 47								
332	H	La. -Monroe	63 55	35	A	LSU	45 60								
285	H	Coastal Caro.	59 55	294	A	Southeastern La.	68 56								

Non-Div I Games: Dillard

53 60

Louisiana

Average RPI Win:	254	WON-LOST	WINNING	LAST 10	STRENGTH OF	OPP. STRENGTH	TEAM	ADJ.	CONF.	ADJ CONF.
Average RPI Loss:	140	RECORD	PCT. RANK	GAMES	SCHEDULE	OF SCHEDULE	RPI	RPI	RPI	RPI
DIV. I ONLY	12- 8	114	6- 4	306	176	211	211	18	18	
DIV. I NON-CONF.	8- 4	87	4- 0	292	156	169	169	19	19	
-----										
TOTALS	RPI 1-25	RPI 26-50	W-L RECORDS	RPI 51-100	RPI 101-999	RPI 201+				
12- 8	0- 1	0- 1	OVERALL	1- 1	11- 5	9- 2				
9- 2	0- 0	0- 1	HOME	0- 0	9- 1	8- 0				
2- 5	0- 1	0- 0	AWAY	0- 1	2- 3	1- 1				
1- 1	0- 0	0- 0	NEUTRAL	1- 0	0- 1	0- 1				
8- 4	0- 1	0- 0	NON-CONFERENCE	1- 1	7- 2	5- 1				
6- 1	0- 0	0- 0	HOME	0- 0	6- 1	5- 0				
1- 2	0- 1	0- 0	AWAY	0- 1	1- 0	0- 0				
1- 1	0- 0	0- 0	NEUTRAL	1- 0	0- 1	0- 1				
4- 4	0- 0	0- 1	CONFERENCE	0- 0	4- 3	4- 1				
3- 1	0- 0	0- 1	HOME	0- 0	3- 0	3- 0				
1- 3	0- 0	0- 0	AWAY	0- 0	1- 3	1- 1				
0- 0	0- 0	0- 0	NEUTRAL	0- 0	0- 0	0- 0				

RPI 1-25				RPI 26-50				RPI 51-100				RPI 101+ Team's RPI: 211			
RPI	S	Opponent	Score	RPI	S	Opponent	Score	RPI	S	Opponent	Score	RPI	S	Opponent	Score
11	A	Texas	54 88	43	H	Western Ky.	64 74	80	N	Penn St.	71 59	114	A	Little Rock	58 49
								99	A	Auburn	59 75	118	H	Clemson	47 55
												168	A	Southern Miss.	50 65
												183	H	Memphis	65 40
												184	A	Fla. Atlantic	72 86
												212	N	Niagara	67 73
												234	H	North Texas	61 53
												252	H	Grambling	64 53
												272	H	Alcorn	87 50
												284	A	FIU	54 57
												289	H	McNeese	78 62
												315	H	UTSA	63 55
												320	H	Old Dominion	59 45
												324	A	Marshall	74 65
												327	H	Houston Baptist	85 62
												332	H	La.-Monroe	71 49
-----															
LAST 12 Division I GAMES:															
				43	H	Western Ky.	64 74	315	H	UTSA	63 55				
				320	H	Old Dominion	59 45	234	H	North Texas	61 53				
				184	A	Fla. Atlantic	72 86	272	H	Alcorn	87 50				
				284	A	FIU	54 57	327	H	Houston Baptist	85 62				
				324	A	Marshall	74 65	289	H	McNeese	78 62				
				168	A	Southern Miss.	50 65	332	H	La.-Monroe	71 49				

Non-Div I Games: LSU-Alexandria 87 47

Average RPI	Win:	111	WON-LOST	WINNING	LAST 10	STRENGTH OF	OPP. STRENGTH	TEAM	ADJ.	CONF.	ADJ CONF.
Average RPI	Loss:	7	RECORD	PCT. RANK	GAMES	SCHEDULE	OF SCHEDULE	RPI	RPI	RPI	RPI
DIV. I ONLY		22- 1	3	9- 1	30	5	5	5	1	1	
DIV. I NON-CONF.		14- 0	1	3- 0	118	22	11	11	1	1	
-----											
TOTALS	RPI 1-25		RPI 26-50		W-L RECORDS	RPI 51-100		RPI 101-999		RPI 201+	
22- 1	6- 1		1- 0		OVERALL	6- 0		9- 0		4- 0	
13- 1	4- 1		0- 0		HOME	2- 0		7- 0		3- 0	
9- 0	2- 0		1- 0		AWAY	4- 0		2- 0		1- 0	
0- 0	0- 0		0- 0		NEUTRAL	0- 0		0- 0		0- 0	
14- 0	3- 0		1- 0		NON-CONFERENCE	3- 0		7- 0		4- 0	
9- 0	2- 0		0- 0		HOME	1- 0		6- 0		3- 0	
5- 0	1- 0		1- 0		AWAY	2- 0		1- 0		1- 0	
0- 0	0- 0		0- 0		NEUTRAL	0- 0		0- 0		0- 0	
8- 1	3- 1		0- 0		CONFERENCE	3- 0		2- 0		0- 0	
4- 1	2- 1		0- 0		HOME	1- 0		1- 0		0- 0	
4- 0	1- 0		0- 0		AWAY	2- 0		1- 0		0- 0	
0- 0	0- 0		0- 0		NEUTRAL	0- 0		0- 0		0- 0	

RPI	S	Opponent	Score	RPI	S	Opponent	Score	RPI	S	Opponent	Score	RPI	S	Opponent	Score
1	H	Notre Dame	100 67	40	A	South Dakota St.	68 64	59	A	Miami (FL)	84 74	103	H	Wake Forest	89 52
4	H	Oregon	74 61					62	H	Tol edo	90 55	120	H	Mi ddle Tenn.	80 26
6	A	Ohio St.	95 90					69	A	Indi ana	72 59	128	H	Vanderbi lt	79 57
7	H	Flori da St.	49 50					73	A	Georgi a Tech	74 71	162	A	Pitt sburgh	77 51
15	H	Duke	66 60					74	H	Vi rgi ni a Tech	67 56	201	H	Southeast Mo. St.	80 40
17	A	NC State	55 47					97	A	Kentucky	87 63	228	H	UT Martin	91 56
23	H	Mi chi gan	74 49									298	H	Murray St.	115 51
												322	A	Air Force	62 50
												346	H	Tennessee St.	95 56
-----															
LAST 12 Division I GAMES:															
103	H	Wake Forest	89 52	15	H	Duke	66 60								
59	A	Miami (FL)	84 74	17	A	NC State	55 47								
7	H	Flori da St.	49 50	73	A	Georgi a Tech	74 71								
162	A	Pitt sburgh	77 51	322	A	Air Force	62 50								
1	H	Notre Dame	100 67	97	A	Kentucky	87 63								
74	H	Vi rgi ni a Tech	67 56	346	H	Tennessee St.	95 56								

Non-Div I Games:

Louisville

Average RPI	Win: 318	WON-LOST	WINNING	LAST 10	STRENGTH OF	OPP. STRENGTH	TEAM	ADJ.	CONF.	ADJ CONF.
Average RPI	Loss: 144	RECORD	PCT. RANK	GAMES	SCHEDULE	OF SCHEDULE	RPI	RPI	RPI	RPI
DIV. I ONLY	4- 16	306	3- 7	271	153	308	308	24	24	
DIV. I NON-CONF.	2- 9	295	1- 2	238	67	285	285	22	22	
-----										
TOTALS	RPI 1-25	RPI 26-50	W-L RECORDS	RPI 51-100	RPI 101-999	RPI 201+				
4- 16	0- 2	0- 1	OVERALL	0- 3	4- 10	4- 5				
3- 5	0- 1	0- 0	HOME	0- 1	3- 3	3- 3				
1- 11	0- 1	0- 1	AWAY	0- 2	1- 7	1- 2				
0- 0	0- 0	0- 0	NEUTRAL	0- 0	0- 0	0- 0				
2- 9	0- 2	0- 1	NON-CONFERENCE	0- 2	2- 4	2- 2				
1- 3	0- 1	0- 0	HOME	0- 1	1- 1	1- 1				
1- 6	0- 1	0- 1	AWAY	0- 1	1- 3	1- 1				
0- 0	0- 0	0- 0	NEUTRAL	0- 0	0- 0	0- 0				
2- 7	0- 0	0- 0	CONFERENCE	0- 1	2- 6	2- 3				
2- 2	0- 0	0- 0	HOME	0- 0	2- 2	2- 2				
0- 5	0- 0	0- 0	AWAY	0- 1	0- 4	0- 1				
0- 0	0- 0	0- 0	NEUTRAL	0- 0	0- 0	0- 0				

RPI 1-25				RPI 26-50				RPI 51-100				RPI 101+ Team's RPI: 308			
RPI	S	Opponent	Score	RPI	S	Opponent	Score	RPI	S	Opponent	Score	RPI	S	Opponent	Score
13	H	Green Bay	39 76	26	A	DePaul	47 88	90	A	Butler	52 64	106	A	Milwaukee	41 63
20	A	Marquette	30 92					95	A	Drake	46 72	126	A	Missouri St.	36 75
								98	H	Western Mi ch.	47 65	137	A	UNI	41 70
												139	A	Northern Ill.	71 80
												140	A	Southern Ill.	46 62
												236	H	Bradley	57 59
												242	H	Youngstown St.	49 73
												253	H	Indiana St.	65 73
												268	H	Illinois St.	62 59
												286	A	Valparaiso	60 76
												303	A	Fort Wayne	70 79
												318	H	Ill. -Chicago	57 55
												339	A	Chicago St.	46 28
												347	H	Evansville	82 63
-----															
LAST 12 Division I GAMES:															
347	H	Evansville	82 63	236	H	Bradley	57 59	95	A	Drake	46 72	137	A	UNI	41 70
253	H	Indiana St.	65 73					318	H	Ill. -Chicago	57 55	90	A	Butler	52 64
126	A	Missouri St.	36 75					13	H	Green Bay	39 76				
140	A	Southern Ill.	46 62												
286	A	Valparaiso	60 76												
268	H	Illinois St.	62 59												

Non-Div I Games:

Loyol a Chi cago



Average RPI Win:	217	WON-LOST	WINNING	LAST 10	STRENGTH OF	OPP. STRENGTH	TEAM	ADJ.	CONF.	ADJ CONF.
Average RPI Loss:	154	RECORD	PCT. RANK	GAMES	SCHEDULE	OF SCHEDULE	RPI	RPI	RPI	RPI
DIV. I ONLY	6- 15	283	4- 6	105	268	239	239	15	15	
DIV. I NON-CONF.	2- 9	295	0- 2	86	310	255	255	18	18	
-----										
TOTALS	RPI 1-25	RPI 26-50	W-L RECORDS	RPI 51-100	RPI 101-999	RPI 201+				
6- 15	0- 2	0- 0	OVERALL	0- 2	6- 11	4- 4				
4- 5	0- 0	0- 0	HOME	0- 1	4- 4	3- 1				
2- 10	0- 2	0- 0	AWAY	0- 1	2- 7	1- 3				
0- 0	0- 0	0- 0	NEUTRAL	0- 0	0- 0	0- 0				
2- 9	0- 2	0- 0	NON-CONFERENCE	0- 0	2- 7	2- 3				
1- 3	0- 0	0- 0	HOME	0- 0	1- 3	1- 1				
1- 6	0- 2	0- 0	AWAY	0- 0	1- 4	1- 2				
0- 0	0- 0	0- 0	NEUTRAL	0- 0	0- 0	0- 0				
4- 6	0- 0	0- 0	CONFERENCE	0- 2	4- 4	2- 1				
3- 2	0- 0	0- 0	HOME	0- 1	3- 1	2- 0				
1- 4	0- 0	0- 0	AWAY	0- 1	1- 3	0- 1				
0- 0	0- 0	0- 0	NEUTRAL	0- 0	0- 0	0- 0				

RPI 1-25				RPI 26-50				RPI 51-100				RPI 101+ Team's RPI: 239			
RPI	S	Opponent	Score	RPI	S	Opponent	Score	RPI	S	Opponent	Score	RPI	S	Opponent	Score
20	A	Marquette	63 83					71	H	American	58 71	110	H	George Mason	72 80
22	A	Maryland	45 114					84	A	Navy	44 73	121	A	Delaware	38 71
												125	H	Georgetown	54 72
												138	A	William & Mary	49 70
												144	A	Bucknell	68 65
												173	H	Lehigh	67 64
												190	A	Army West Point	47 62
												190	H	Army West Point	62 69
												193	A	Boston U.	56 75
												209	A	Norfolk St.	61 58
												223	H	Holy Cross	77 60
												235	A	Lafayette	54 65
												261	A	Mt. St. Mary's	63 71
												270	H	Colgate	70 55
												275	A	St. Francis Brooklyn	47 64
												280	H	Cornell	78 63
												281	H	Towson	67 76
-----															
LAST 12 Division I GAMES:															
190	A	Army West Point	47 62	223	H	Holy Cross	77 60								
173	H	Lehigh	67 64	193	A	Boston U.	56 75								
270	H	Colgate	70 55	190	H	Army West Point	62 69								
144	A	Bucknell	68 65	84	A	Navy	44 73								
235	A	Lafayette	54 65	121	A	Delaware	38 71								
71	H	American	58 71	22	A	Maryland	45 114								

Non-Div I Games:

Loyola Maryland

Average RPI	Win: 209	WON-LOST	WINNING	LAST 10	STRENGTH OF	OPP. STRENGTH	TEAM	ADJ.	CONF.	ADJ CONF.
Average RPI	Loss: 147	RECORD	PCT. RANK	GAMES	SCHEDULE	OF SCHEDULE	RPI	RPI	RPI	RPI
DIV. I ONLY	13- 7	88	6- 4	261	140	150	150	13	13	
DIV. I NON-CONF.	7- 3	74	1- 1	307	151	165	165	11	11	
-----										
TOTALS	RPI 1-25	RPI 26-50	W-L RECORDS	RPI 51-100	RPI 101-999	RPI 201+				
13- 7	0- 0	0- 1	OVERALL	1- 1	12- 5	8- 3				
7- 4	0- 0	0- 1	HOME	1- 0	6- 3	3- 2				
6- 3	0- 0	0- 0	AWAY	0- 1	6- 2	5- 1				
0- 0	0- 0	0- 0	NEUTRAL	0- 0	0- 0	0- 0				
7- 3	0- 0	0- 1	NON-CONFERENCE	0- 0	7- 2	4- 2				
4- 2	0- 0	0- 1	HOME	0- 0	4- 1	2- 1				
3- 1	0- 0	0- 0	AWAY	0- 0	3- 1	2- 1				
0- 0	0- 0	0- 0	NEUTRAL	0- 0	0- 0	0- 0				
6- 4	0- 0	0- 0	CONFERENCE	1- 1	5- 3	4- 1				
3- 2	0- 0	0- 0	HOME	1- 0	2- 2	1- 1				
3- 2	0- 0	0- 0	AWAY	0- 1	3- 1	3- 0				
0- 0	0- 0	0- 0	NEUTRAL	0- 0	0- 0	0- 0				

RPI 1-25				RPI 26-50				RPI 51-100				RPI 101+ Team's RPI: 150			
RPI	S	Opponent	Score	RPI	S	Opponent	Score	RPI	S	Opponent	Score	RPI	S	Opponent	Score
				45	H	Southern Cal i forn i a	70 80	55	A	Gonzaga	67 77	105	A	Saint Loui s	62 60
								87	H	Saint Mary's (CA)	69 57	111	H	Mi ami (OH)	84 71
												124	H	BYU	55 67
												156	H	Paci fi c	75 60
												163	A	San Franci sco	60 78
												198	H	UC Santa Barbara	67 61
												204	A	San Di ego	67 53
												204	H	San Di ego	54 60
												207	H	Eastern Mi ch.	73 64
												216	H	CSUN	68 75
												219	A	SMU	60 63
												227	H	Pepperdi ne	75 60
												244	A	UC Ri versi de	67 59
												258	A	Santa Clara	65 51
												279	H	Ari zona	84 70
												300	A	Portland	63 60
												336	A	Long Beach St.	84 69
-----															
LAST 12 Di vi si on I GAMES:															
204	A	San Di ego	67 53	55	A	Gonzaga	67 77								
227	H	Pepperdi ne	75 60	258	A	Santa Clara	65 51								
300	A	Portl and	63 60	156	H	Paci fi c	75 60								
124	H	BYU	55 67	87	H	Saint Mary's (CA)	69 57								
204	H	San Di ego	54 60	219	A	SMU	60 63								
163	A	San Franci sco	60 78	198	H	UC Santa Barbara	67 61								

Non-Di v I Games: Cal St. Dom. Hills 84 52

Loyola Marymount

Average RPI Win:	219	WON-LOST	WINNING	LAST 10	STRENGTH OF	OPP. STRENGTH	TEAM	ADJ.	CONF.	ADJ CONF.
Average RPI Loss:	58	RECORD	PCT. RANK	GAMES	SCHEDULE	OF SCHEDULE	RPI	RPI	RPI	RPI
DIV. I ONLY	11- 8	126	7- 3	89	93	82	82	20	20	
DIV. I NON-CONF.	5- 6	187	2- 2	44	2	66	66	24	24	
-----										
TOTALS	RPI 1-25	RPI 26-50	W-L RECORDS	RPI 51-100	RPI 101-999	RPI 201+				
11- 8	0- 3	0- 0	OVERALL	1- 4	10- 1	6- 0				
5- 2	0- 0	0- 0	HOME	1- 1	4- 1	4- 0				
5- 6	0- 3	0- 0	AWAY	0- 3	5- 0	1- 0				
1- 0	0- 0	0- 0	NEUTRAL	0- 0	1- 0	1- 0				
5- 6	0- 3	0- 0	NON-CONFERENCE	1- 3	4- 0	2- 0				
2- 1	0- 0	0- 0	HOME	1- 1	1- 0	1- 0				
2- 5	0- 3	0- 0	AWAY	0- 2	2- 0	0- 0				
1- 0	0- 0	0- 0	NEUTRAL	0- 0	1- 0	1- 0				
6- 2	0- 0	0- 0	CONFERENCE	0- 1	6- 1	4- 0				
3- 1	0- 0	0- 0	HOME	0- 0	3- 1	3- 0				
3- 1	0- 0	0- 0	AWAY	0- 1	3- 0	1- 0				
0- 0	0- 0	0- 0	NEUTRAL	0- 0	0- 0	0- 0				

Maine

RPI	S	Opponent	Score
3	A	Mississippi St.	43 83
6	A	Ohio St.	70 83
15	A	Duke	39 69

RPI	S	Opponent	Score
-----	---	----------	-------

RPI	S	Opponent	Score
59	A	Miami (FL)	70 80
62	A	Toledo	64 65
67	A	Albany (NY)	54 68
68	H	Harvard	76 51
92	H	Tulane	34 42

RPI	S	Opponent	Score
107	A	Dartmouth	64 51
154	A	Hartford	59 44
161	H	Binghamton	62 66
179	A	New Hampshire	56 46
180	A	Boston College	61 40
222	H	Stony Brook	64 56
269	N	Kennesaw St.	75 39
278	H	Bryant	70 68
292	H	Vermont	64 55
331	A	UMBC	64 50
331	H	UMBC	69 36

Maine

## LAST 12 Division I GAMES:

331	H	UMBC	69 36	161	H	Binghamton	62 66
179	A	New Hampshire	56 46	222	H	Stony Brook	64 56
154	A	Hartford	59 44	180	A	Boston College	61 40
292	H	Vermont	64 55	15	A	Duke	39 69
67	A	Albany (NY)	54 68	3	A	Mississippi St.	43 83
331	A	UMBC	64 50	107	A	Dartmouth	64 51

Non-Div I Games: Maine Maritime 89 49 Me.-Fort Kent 100 40

Maine

Average RPI Win:	301	WON-LOST	WINNING	LAST 10	STRENGTH OF	OPP. STRENGTH	TEAM	ADJ.	CONF.	ADJ CONF.
Average RPI Loss:	131	RECORD	PCT. RANK	GAMES	SCHEDULE	OF SCHEDULE	RPI	RPI	RPI	RPI
DIV. I ONLY	8- 12	229	5- 5	216	254	238	238	27	27	
DIV. I NON-CONF.	3- 8	268	1- 2	80	228	206	206	26	26	
-----										
TOTALS	RPI 1-25	RPI 26-50	W-L RECORDS	RPI 51-100	RPI 101-999	RPI 201+				
8- 12	0- 0	0- 2	OVERALL	0- 4	8- 6	8- 3				
5- 3	0- 0	0- 0	HOME	0- 3	5- 0	5- 0				
2- 9	0- 0	0- 2	AWAY	0- 1	2- 6	2- 3				
1- 0	0- 0	0- 0	NEUTRAL	0- 0	1- 0	1- 0				
3- 8	0- 0	0- 2	NON-CONFERENCE	0- 3	3- 3	3- 2				
1- 2	0- 0	0- 0	HOME	0- 2	1- 0	1- 0				
1- 6	0- 0	0- 2	AWAY	0- 1	1- 3	1- 2				
1- 0	0- 0	0- 0	NEUTRAL	0- 0	1- 0	1- 0				
5- 4	0- 0	0- 0	CONFERENCE	0- 1	5- 3	5- 1				
4- 1	0- 0	0- 0	HOME	0- 1	4- 0	4- 0				
1- 3	0- 0	0- 0	AWAY	0- 0	1- 3	1- 1				
0- 0	0- 0	0- 0	NEUTRAL	0- 0	0- 0	0- 0				

RPI 1-25				RPI 26-50				RPI 51-100				RPI 101+ Team's RPI: 238			
RPI	S	Opponent	Score	RPI	S	Opponent	Score	RPI	S	Opponent	Score	RPI	S	Opponent	Score
				28	A	Vi rgi ni a	47 69	58	H	Qui nni pi ac	64 80	171	A	Mar i st	40 65
				33	A	Cal i forni a	66 87	66	H	Fordham	48 54	179	A	New Hampshi re	55 68
								67	H	Al bany (NY)	56 62	197	A	Si ena	51 56
								80	A	Penn St.	46 78	212	A	Ni agara	64 65
												222	A	Stony Brook	59 74
												256	A	Sacred Heart	61 65
												274	A	LIU Brookl yn	72 38
												275	H	St. Franci s Brookl yn	57 54
												291	A	Can i si us	59 56
												291	H	Can i si us	58 39
												293	N	Copp i n St.	74 56
												302	H	Monmouth	63 53
												342	H	I ona	67 63
												343	H	Sai nt Peter' s	76 64
LAST 12 Di vi si on I GAMES:															
				302	H	Monmouth	63 53	291	H	Can i si us	58 39				
				197	A	Si ena	51 56	58	H	Qui nni pi ac	64 80				
				342	H	I ona	67 63	343	H	Sai nt Peter' s	76 64				
				212	A	Ni agara	64 65	28	A	Vi rgi ni a	47 69				
				291	A	Can i si us	59 56	274	A	LIU Brookl yn	72 38				
				171	A	Mar i st	40 65	179	A	New Hampshi re	55 68				

Non-Div I Games:

Manhattan

Average RPI	Win:	267	WON-LOST	WINNING	LAST 10	STRENGTH OF	OPP. STRENGTH	TEAM	ADJ.	CONF.	ADJ CONF.
Average RPI	Loss:	120	RECORD	PCT. RANK	GAMES	SCHEDULE	OF SCHEDULE	RPI	RPI	RPI	RPI
DIV. I ONLY		12- 10		149	8- 2	240	224	171	171	27	27
DIV. I NON-CONF.		4- 8		239	1- 1	179	147	229	229	26	26
-----											
TOTALS	RPI 1-25		RPI 26-50		W-L RECORDS	RPI 51-100		RPI 101-999		RPI 201+	
12- 10	0- 0		0- 2		OVERALL	0- 3		12- 5		11- 1	
6- 2	0- 0		0- 0		HOME	0- 1		6- 1		6- 0	
6- 6	0- 0		0- 0		AWAY	0- 2		6- 4		5- 1	
0- 2	0- 0		0- 2		NEUTRAL	0- 0		0- 0		0- 0	
4- 8	0- 0		0- 2		NON-CONFERENCE	0- 2		4- 4		3- 1	
2- 2	0- 0		0- 0		HOME	0- 1		2- 1		2- 0	
2- 4	0- 0		0- 0		AWAY	0- 1		2- 3		1- 1	
0- 2	0- 0		0- 2		NEUTRAL	0- 0		0- 0		0- 0	
8- 2	0- 0		0- 0		CONFERENCE	0- 1		8- 1		8- 0	
4- 0	0- 0		0- 0		HOME	0- 0		4- 0		4- 0	
4- 2	0- 0		0- 0		AWAY	0- 1		4- 1		4- 0	
0- 0	0- 0		0- 0		NEUTRAL	0- 0		0- 0		0- 0	

RPI	S	Opponent	Score	RPI	S	Opponent	Score	RPI	S	Opponent	Score	RPI	S	Opponent	Score
45	N	Southern Cal i forni a	57 78	58	A	Qui nni pi ac	56 62	107	H	Dartmouth	51 60	153	A	Northeastern	72 78
47	N	Purdue	47 61	84	H	Navy	70 77	167	A	Temple	77 83	193	A	Boston U.	80 52
				94	A	Seton Hal l	60 85	197	A	Si ena	53 58	212	A	Ni agara	84 78
								223	H	Holy Cross	85 74	238	H	Manhattan	65 40
								246	A	Hawai i	63 70	260	H	Fai rfi el d	71 63
								265	A	Ri der	80 69	265	H	Ri der	68 67
								288	A	Massachusetts	88 60	291	A	Can i si us	78 53
								302	H	Monmouth	69 46	329	H	Rhode Isl and	64 42
								343	A	Saint Peter's	86 53				
-----															
LAST 12 Di vi si on I GAMES:															
291	A	Can i si us	78 53	238	H	Manhattan	65 40								
212	A	Ni agara	84 78	343	A	Saint Peter's	86 53								
265	H	Ri der	68 67	302	H	Monmouth	69 46								
197	A	Si ena	53 58	265	A	Ri der	80 69								
260	H	Fai rfi el d	71 63	288	A	Massachusetts	88 60								
58	A	Qui nni pi ac	56 62	167	A	Temple	77 83								

Non-Di v I Games:

Marist

Average RPI Win: 140		WON-LOST	WINNING	LAST 10	STRENGTH OF	OPP. STRENGTH	TEAM	ADJ.	CONF.	ADJ CONF.
Average RPI Loss: 39		RECORD	PCT. RANK	GAMES	SCHEDULE	OF SCHEDULE	RPI	RPI	RPI	RPI
DIV. I ONLY		14- 7	78	8- 2	19	35	20	20	6	6
DIV. I NON-CONF.		6- 5	153	1- 1	17	48	48	48	5	5
-----										
TOTALS		RPI 1-25		RPI 26-50	W-L RECORDS		RPI 51-100	RPI 101-999	RPI 201+	
14- 7		1- 4		2- 1	OVERALL		3- 1	8- 1	3- 0	
9- 0		0- 0		1- 0	HOME		3- 0	5- 0	2- 0	
4- 6		1- 3		1- 1	AWAY		0- 1	2- 1	0- 0	
1- 1		0- 1		0- 0	NEUTRAL		0- 0	1- 0	1- 0	
6- 5		0- 4		0- 0	NON-CONFERENCE		0- 1	6- 0	3- 0	
4- 0		0- 0		0- 0	HOME		0- 0	4- 0	2- 0	
1- 4		0- 3		0- 0	AWAY		0- 1	1- 0	0- 0	
1- 1		0- 1		0- 0	NEUTRAL		0- 0	1- 0	1- 0	
8- 2		1- 0		2- 1	CONFERENCE		3- 0	2- 1	0- 0	
5- 0		0- 0		1- 0	HOME		3- 0	1- 0	0- 0	
3- 2		1- 0		1- 1	AWAY		0- 0	1- 1	0- 0	
0- 0		0- 0		0- 0	NEUTRAL		0- 0	0- 0	0- 0	

RPI	S	Opponent	Score	RPI	S	Opponent	Score	RPI	S	Opponent	Score	RPI	S	Opponent	Score
1	A	Notre Dame	85 91	26	A	DePaul	83 95	56	H	St. John's (NY)	74 72	106	A	Milwaukee	83 68
10	N	Tennessee	99 101	26	H	DePaul	93 81	72	A	New Mexico	87 88	125	A	Georgetown	58 85
13	A	Green Bay	55 63	44	A	Creighton	92 77	90	H	Butler	69 67	178	H	Wisconsin	88 65
21	A	Villanova	67 57					94	H	Seton Hall	97 84	185	A	Providence	77 60
23	A	Michigan	76 82									190	H	Army West Point	83 53
												195	H	Xavier	88 67
												230	N	Montana	87 68
												239	H	Loyola Maryland	83 63
												308	H	Loyola Chicago	92 30
-----															
LAST 12 Division I GAMES:															
26	A	DePaul	83 95	44	A	Creighton	92 77								
21	A	Villanova	67 57	26	H	DePaul	93 81								
125	A	Georgetown	58 85	94	H	Seton Hall	97 84								
195	H	Xavier	88 67	56	H	St. John's (NY)	74 72								
90	H	Butler	69 67	1	A	Notre Dame	85 91								
185	A	Providence	77 60	106	A	Milwaukee	83 68								

Non-Div I Games:

Marquette

Average RPI Win:	321	WON-LOST	WINNING	LAST 10	STRENGTH OF	OPP. STRENGTH	TEAM	ADJ.	CONF.	ADJ CONF.
Average RPI Loss:	164	RECORD	PCT. RANK	GAMES	SCHEDULE	OF SCHEDULE	RPI	RPI	RPI	RPI
DIV. I ONLY	5- 13	287	2- 6	312	207	324	324	18	18	
DIV. I NON-CONF.	4- 7	226	1- 2	327	251	320	320	19	19	
-----										
TOTALS	RPI 1-25	RPI 26-50	W-L RECORDS	RPI 51-100	RPI 101-999	RPI 201+				
5- 13	0- 0	0- 1	OVERALL	0- 3	5- 9	5- 4				
4- 7	0- 0	0- 1	HOME	0- 2	4- 4	4- 2				
1- 6	0- 0	0- 0	AWAY	0- 1	1- 5	1- 2				
0- 0	0- 0	0- 0	NEUTRAL	0- 0	0- 0	0- 0				
4- 7	0- 0	0- 0	NON-CONFERENCE	0- 3	4- 4	4- 1				
3- 4	0- 0	0- 0	HOME	0- 2	3- 2	3- 1				
1- 3	0- 0	0- 0	AWAY	0- 1	1- 2	1- 0				
0- 0	0- 0	0- 0	NEUTRAL	0- 0	0- 0	0- 0				
1- 6	0- 0	0- 1	CONFERENCE	0- 0	1- 5	1- 3				
1- 3	0- 0	0- 1	HOME	0- 0	1- 2	1- 1				
0- 3	0- 0	0- 0	AWAY	0- 0	0- 3	0- 2				
0- 0	0- 0	0- 0	NEUTRAL	0- 0	0- 0	0- 0				

RPI 1-25				RPI 26-50				RPI 51-100				RPI 101+				Team's RPI : 324	
RPI	S	Opponent	Score	RPI	S	Opponent	Score	RPI	S	Opponent	Score	RPI	S	Opponent	Score		
				43	H	Western Ky.	66 86	78	H	Ohio	52 54	120	H	Middle Tenn.	57 73		
								80	H	Penn St.	65 80	131	A	Cleveland St.	76 85		
								97	A	Kentucky	39 69	140	H	Southern Ill.	59 64		
												174	A	Florida	69 74		
												184	A	Fla. Atlantic	59 79		
												211	H	Louisiana Tech	65 74		
												271	H	Appalachian St.	54 56		
												284	A	FIU	54 67		
												284	H	FIU	78 75		
												287	H	Morgan St.	73 68		
												320	A	Old Dominion	53 69		
												337	H	Winthrop	70 40		
												346	A	Tennessee St.	71 65		
												349	H	Longwood	90 45		
LAST 12 Division I GAMES:																	
				284	H	FIU	78 75	184	A	Fla. Atlantic	59 79						
				120	H	Middle Tenn.	57 73	346	A	Tennessee St.	71 65						
				43	H	Western Ky.	66 86	271	H	Appalachian St.	54 56						
				320	A	Old Dominion	53 69	174	A	Florida	69 74						
				211	H	Louisiana Tech	65 74	287	H	Morgan St.	73 68						
				284	A	FIU	54 67	140	H	Southern Ill.	59 64						

Non-Div I Games: Ky. Christian 111 38 Alice Lloyd 96 46

Marshall

Average RPI Win:	152	WON-LOST	WINNING	LAST 10	STRENGTH OF	OPP. STRENGTH	TEAM	ADJ.	CONF.	ADJ CONF.
Average RPI Loss:	20	RECORD	PCT. RANK	GAMES	SCHEDULE	OF SCHEDULE	RPI	RPI	RPI	RPI
DIV. I ONLY	18- 3	12	2- 0	80	20	22	22	3	3	
DIV. I NON-CONF.	11- 2	23	1- 0	103	39	31	31	4	4	
-----										
TOTALS	RPI 1-25	RPI 26-50	W-L RECORDS	RPI 51-100	RPI 101-999	RPI 201+				
18- 3	1- 2	2- 1	OVERALL	4- 0	11- 0	7- 0				
10- 2	1- 1	1- 1	HOME	2- 0	6- 0	4- 0				
7- 1	0- 1	1- 0	AWAY	2- 0	4- 0	2- 0				
1- 0	0- 0	0- 0	NEUTRAL	0- 0	1- 0	1- 0				
11- 2	0- 2	1- 0	NON-CONFERENCE	2- 0	8- 0	7- 0				
6- 1	0- 1	0- 0	HOME	1- 0	5- 0	4- 0				
4- 1	0- 1	1- 0	AWAY	1- 0	2- 0	2- 0				
1- 0	0- 0	0- 0	NEUTRAL	0- 0	1- 0	1- 0				
7- 1	1- 0	1- 1	CONFERENCE	2- 0	3- 0	0- 0				
4- 1	1- 0	1- 1	HOME	1- 0	1- 0	0- 0				
3- 0	0- 0	0- 0	AWAY	1- 0	2- 0	0- 0				
0- 0	0- 0	0- 0	NEUTRAL	0- 0	0- 0	0- 0				

RPI	S	Opponent	Score	RPI	S	Opponent	Score	RPI	S	Opponent	Score	RPI	S	Opponent	Score
2	A	UConn	72 97	28	A	Virginia	60 59	59	A	Miami (FL)	79 71	112	H	George Washington	80 54
6	H	Ohio St.	99 69	30	H	Iowa	80 64	67	H	Albany (NY)	91 58	176	A	Northwestern	68 65
18	H	South Carolina	86 94	41	H	Michigan St.	68 82	69	H	Indiana	74 70	178	A	Wisconsin	71 44
								80	A	Penn St.	69 65	194	H	Illinois	100 65
												212	H	Niagara	92 65
												217	A	Akron	75 54
												239	H	Loyola Maryland	114 45
												250	H	Howard	111 49
												261	H	Mt. St. Mary's	97 57
												269	N	Kennesaw St.	89 35
												293	A	Coppin St.	113 49
-----															
LAST 12 Division I GAMES:															
59	A	Miami (FL)	79 71	30	H	Iowa	80 64	194	H	Illinois	100 65	112	H	George Washington	80 54
176	A	Northwestern	68 65	80	A	Penn St.	69 65	293	A	Coppin St.	113 49				
6	H	Ohio St.	99 69					239	H	Loyola Maryland	114 45				
69	H	Indiana	74 70												
41	H	Michigan St.	68 82												
178	A	Wisconsin	71 44												

Non-Div I Games:

Maryland



Average RPI Win:	296	WON-LOST	WINNING	LAST 10	STRENGTH OF	OPP. STRENGTH	TEAM	ADJ.	CONF.	ADJ CONF.
Average RPI Loss:	165	RECORD	PCT. RANK	GAMES	SCHEDULE	OF SCHEDULE	RPI	RPI	RPI	RPI
DIV. I ONLY	8- 11	219	3- 7	339	246	288	288	12	12	
DIV. I NON-CONF.	6- 5	153	2- 1	345	333	287	287	10	10	
-----										
TOTALS	RPI 1-25	RPI 26-50	W-L RECORDS	RPI 51-100	RPI 101-999	RPI 201+				
8- 11	0- 0	0- 0	OVERALL	0- 2	8- 9	7- 3				
4- 4	0- 0	0- 0	HOME	0- 1	4- 3	3- 0				
3- 7	0- 0	0- 0	AWAY	0- 1	3- 6	3- 3				
1- 0	0- 0	0- 0	NEUTRAL	0- 0	1- 0	1- 0				
6- 5	0- 0	0- 0	NON-CONFERENCE	0- 0	6- 5	5- 2				
3- 2	0- 0	0- 0	HOME	0- 0	3- 2	2- 0				
2- 3	0- 0	0- 0	AWAY	0- 0	2- 3	2- 2				
1- 0	0- 0	0- 0	NEUTRAL	0- 0	1- 0	1- 0				
2- 6	0- 0	0- 0	CONFERENCE	0- 2	2- 4	2- 1				
1- 2	0- 0	0- 0	HOME	0- 1	1- 1	1- 0				
1- 4	0- 0	0- 0	AWAY	0- 1	1- 3	1- 1				
0- 0	0- 0	0- 0	NEUTRAL	0- 0	0- 0	0- 0				

RPI 1-25				RPI 26-50				RPI 51-100				RPI 101+				Team's RPI: 288
RPI	S	Opponent	Score	RPI	S	Opponent	Score	RPI	S	Opponent	Score	RPI	S	Opponent	Score	
								57	A	Duquesne	57 60	105	A	Saint Louis	63 64	
								66	H	Fordham	51 62	108	H	Liberty	64 61	
												146	A	Davi dson	81 87	
												152	A	North Dakota	52 82	
												153	H	Northeastern	54 64	
												155	H	Saint Joseph's	79 84	
												171	H	Marist	60 88	
												229	A	St. Bonaventure	59 69	
												266	A	North Dakota St.	70 82	
												281	H	Towson	72 49	
												301	A	Incarnate Word	64 45	
												316	H	VCU	79 75	
												319	A	UTRGV	59 67	
												329	A	Rhode Island	61 59	
												338	N	Mi ssi ssi ppi Val .	85 46	
												343	H	Saint Peter's	81 65	
												348	A	UMass Lowell	73 63	
-----																
LAST 12 Division I GAMES:																
329	A	Rhode Island	61 59	66	H	Fordham	51 62									
146	A	Davi dson	81 87	57	A	Duquesne	57 60									
316	H	VCU	79 75	171	H	Marist	60 88									
105	A	Saint Louis	63 64	348	A	UMass Lowell	73 63									
155	H	Saint Joseph's	79 84	343	H	Saint Peter's	81 65									
229	A	St. Bonaventure	59 69	338	N	Mi ssi ssi ppi Val .	85 46									

Non-Div I Games: Me.-Fort Kent 111 45 Fisher 121 38

Massachusetts

Average RPI Win: 314  
Average RPI Loss: 161

WON-LOST  
RECORD

WINNING  
PCT. RANK

LAST 10  
GAMES

STRENGTH OF  
SCHEDULE

OPP. STRENGTH  
OF SCHEDULE

TEAM  
RPI

ADJ.  
RPI

CONF.  
RPI

ADJ CONF.  
RPI

DIV. I ONLY	5- 11	275	4- 6	313	212	289	289	25	25
DIV. I NON-CONF.	1- 7	310	0- 3	144	113	294	294	25	25
TOTALS	RPI 1-25	RPI 26-50	W-L RECORDS	RPI 51-100	RPI 101-999	RPI 201+			
5- 11	0- 2	0- 0	OVERALL	0- 1	5- 8	5- 5			
2- 5	0- 0	0- 0	HOME	0- 1	2- 4	2- 3			
3- 6	0- 2	0- 0	AWAY	0- 0	3- 4	3- 2			
0- 0	0- 0	0- 0	NEUTRAL	0- 0	0- 0	0- 0			
1- 7	0- 2	0- 0	NON-CONFERENCE	0- 1	1- 4	1- 3			
1- 2	0- 0	0- 0	HOME	0- 1	1- 1	1- 1			
0- 5	0- 2	0- 0	AWAY	0- 0	0- 3	0- 2			
0- 0	0- 0	0- 0	NEUTRAL	0- 0	0- 0	0- 0			
4- 4	0- 0	0- 0	CONFERENCE	0- 0	4- 4	4- 2			
1- 3	0- 0	0- 0	HOME	0- 0	1- 3	1- 2			
3- 1	0- 0	0- 0	AWAY	0- 0	3- 1	3- 0			
0- 0	0- 0	0- 0	NEUTRAL	0- 0	0- 0	0- 0			

RPI 1-25				RPI 26-50				RPI 51-100				RPI 101+ Team's RPI: 289			
RPI	S	Opponent	Score	RPI	S	Opponent	Score	RPI	S	Opponent	Score	RPI	S	Opponent	Score
9	A	Bayl or	34 95					92	H	Tul ane	66 70	136	A	Lamar Uni versi ty	58 83
11	A	Texas	34 100									159	A	Loui si ana	86 98
												181	H	New OrLeans	64 77
												211	A	Loui si ana Tech	62 78
												214	H	Abil ene Chris ti an	75 80
												219	A	SMU	59 65
												252	H	Grambling	60 75
												282	H	Ni chol ls St.	54 61
												294	A	Southeastern La.	77 65
												301	A	Incar nate Word	66 57
												314	H	Northwestern St.	72 67
												327	A	Houston Baptist	86 74
												332	H	La. -Monroe	65 61
LAST 12 Division I GAMES:															
136	A	Lamar University	58 83	314	H	Northwestern St.	72 67								
327	A	Houston Baptist	86 74	301	A	Incar nate Word	66 57								
294	A	Southeastern La.	77 65	219	A	SMU	59 65								
282	H	Ni chol ls St.	54 61	211	A	Loui si ana Tech	62 78								
181	H	New Orleans	64 77	9	A	Bayl or	34 95								
214	H	Abil ene Chris ti an	75 80	159	A	Loui si ana	86 98								

Non-Div I Games: LSU-Alexandria 73 53 Louisiana Col. 84 46 Southern-N. O. 76 61

McNeese

Loss, Non-Conf, S Site, H Home A Away N Neutral

Average RPI Win:	215	WON-LOST	WINNING	LAST 10	STRENGTH OF	OPP. STRENGTH	TEAM	ADJ.	CONF.	ADJ CONF.
Average RPI Loss:	99	RECORD	PCT. RANK	GAMES	SCHEDULE	OF SCHEDULE	RPI	RPI	RPI	RPI
DIV. I ONLY	7- 14	261	4- 6	45	98	183	183	8	8	
DIV. I NON-CONF.	5- 8	220	4- 0	89	190	214	214	7	7	
-----										
TOTALS	RPI 1-25	RPI 26-50	W-L RECORDS	RPI 51-100	RPI 101-999	RPI 201+				
7- 14	0- 3	0- 2	OVERALL	1- 1	6- 8	4- 1				
5- 6	0- 1	0- 1	HOME	1- 1	4- 3	4- 0				
2- 5	0- 1	0- 0	AWAY	0- 0	2- 4	0- 1				
0- 3	0- 1	0- 1	NEUTRAL	0- 0	0- 1	0- 0				
5- 8	0- 1	0- 1	NON-CONFERENCE	1- 1	4- 5	3- 1				
4- 3	0- 0	0- 0	HOME	1- 1	3- 2	3- 0				
1- 2	0- 0	0- 0	AWAY	0- 0	1- 2	0- 1				
0- 3	0- 1	0- 1	NEUTRAL	0- 0	0- 1	0- 0				
2- 6	0- 2	0- 1	CONFERENCE	0- 0	2- 3	1- 0				
1- 3	0- 1	0- 1	HOME	0- 0	1- 1	1- 0				
1- 3	0- 1	0- 0	AWAY	0- 0	1- 2	0- 0				
0- 0	0- 0	0- 0	NEUTRAL	0- 0	0- 0	0- 0				

RPI	S	Opponent	Score	RPI	S	Opponent	Score	RPI	S	Opponent	Score	RPI	S	Opponent	Score
2	A	UConn	49 97	26	N	DePaul	67 81	63	H	IUPUI	57 80	114	A	Little Rock	57 86
2	H	UConn	36 93	31	H	South Fla.	62 81	83	H	UAB	64 62	123	N	Kent St.	55 70
6	N	Ohio St.	69 100									128	A	Vanderbilt	71 60
												140	H	Southern Ill.	56 68
												149	A	Wichita St.	61 69
												149	H	Wichita St.	64 77
												166	A	Tulsa	69 48
												170	A	Cincinnati	53 64
												194	H	Illinois	47 63
												211	A	Louisiana Tech	40 65
												226	H	East Carolina	72 36
												252	H	Grambling	57 48
												306	H	Jackson St.	64 53
												346	H	Tennessee St.	79 75
LAST 12 Division I GAMES:															
149	H	Wichita St.	64 77	226	H	East Carolina	72 36	2	A	UConn	49 97				
2	H	UConn	36 93	252	H	Grambling	57 48								
170	A	Cincinnati	53 64	306	H	Jackson St.	64 53								
31	H	South Fla.	62 81	128	A	Vanderbilt	71 60								
166	A	Tulsa	69 48	83	H	UAB	64 62								
149	A	Wichita St.	61 69												

Non-Div I Games:

Memphis

Average RPI Win: 211

Average RPI Loss: 30

WON-LOST  
RECORDWINNING  
PCT. RANKLAST 10  
GAMESSTRENGTH OF  
SCHEDULEOPP. STRENGTH  
OF SCHEDULETEAM  
RPIADJ.  
RPICONF.  
RPIADJ CONF.  
RPIDIV. I ONLY  
DIV. I NON-CONF.20- 2  
13- 25  
2110- 0  
5- 0241  
243151  
17365  
7065  
7017  
1717  
17

TOTALS

RPI 1-25

RPI 26-50

W-L RECORDS

RPI 51-100

RPI 101-999

RPI 201+

20- 2

0- 1

1- 1

OVERALL

2- 0

17- 0

10- 0

8- 1

0- 1

0- 0

HOME

0- 0

8- 0

6- 0

11- 0

0- 0

1- 0

AWAY

2- 0

8- 0

3- 0

1- 1

0- 0

0- 1

NEUTRAL

0- 0

1- 0

1- 0

13- 2

0- 1

1- 1

NON-CONFERENCE

1- 0

11- 0

7- 0

6- 1

0- 1

0- 0

HOME

0- 0

6- 0

4- 0

6- 0

0- 0

1- 0

AWAY

1- 0

4- 0

2- 0

1- 1

0- 0

0- 1

NEUTRAL

0- 0

1- 0

1- 0

7- 0

0- 0

0- 0

CONFERENCE

1- 0

6- 0

3- 0

2- 0

0- 0

0- 0

HOME

0- 0

2- 0

2- 0

5- 0

0- 0

0- 0

AWAY

1- 0

4- 0

1- 0

0- 0

0- 0

0- 0

NEUTRAL

0- 0

0- 0

0- 0

RPI 1-25

RPI 26-50

RPI 51-100

Team's RPI: 65

RPI 101+

RPI	S	Opponent	Score
16	H	Georgia	54 72

RPI	S	Opponent	Score
43	N	Western Ky.	62 67
46	A	UCF	73 64

RPI	S	Opponent	Score
86	A	North Carolina	97 86
91	A	Chattanooga	71 50

RPI	S	Opponent	Score
112	H	George Washington	61 44
127	A	ETSU	85 65
146	H	Davidson	69 54
172	A	Charlotte	90 74
184	A	Fla. Atlantic	66 55
187	A	Samford	73 59
188	A	Furman	86 64
231	H	UNCG	80 57
240	A	UNC Asheville	67 56
250	H	Howard	70 44
257	A	Campbell	58 57
277	A	Wofford	71 46
316	N	VCU	70 54
321	H	Western Caro.	72 50
325	H	Ga. Southern	72 45
333	H	South Carolina St.	74 53
337	H	Winthrop	93 45

LAST 12 Division I GAMES:

91	A	Chattanooga	71 50	277	A	Wofford	71 46
127	A	ETSU	85 65	172	A	Charlotte	90 74
321	H	Western Caro.	72 50	86	A	North Carolina	97 86
231	H	UNCG	80 57	250	H	Howard	70 44
187	A	Samford	73 59	333	H	South Carolina St.	74 53
188	A	Furman	86 64	337	H	Winthrop	93 45

M  
e  
r  
c  
e  
rM  
e  
r  
c  
e  
r

Non-Div I Games:

Mercer

Loss, 
 Non-Conf, S Site, 
 H Home
A Away 
 N Neutral

Average RPI	Win:	151	WON-LOST	WINNING	LAST 10	STRENGTH OF	OPP. STRENGTH	TEAM	ADJ.	CONF.	ADJ CONF.
Average RPI	Loss:	48	RECORD	PCT. RANK	GAMES	SCHEDULE	OF SCHEDULE	RPI	RPI	RPI	RPI
DIV. I ONLY		15- 7		74	6- 4	44	27	59	59	1	1
DIV. I NON-CONF.		10- 3		51	3- 0	176	78	92	92	1	1
-----											
TOTALS	RPI 1-25		RPI 26-50		W-L RECORDS	RPI 51-100		RPI 101-999		RPI 201+	
15- 7	2- 4		1- 0		OVERALL	3- 1		9- 2		4- 0	
10- 4	2- 2		1- 0		HOME	2- 1		5- 1		3- 0	
3- 3	0- 2		0- 0		AWAY	1- 0		2- 1		0- 0	
2- 0	0- 0		0- 0		NEUTRAL	0- 0		2- 0		1- 0	
10- 3	0- 1		1- 0		NON-CONFERENCE	2- 1		7- 1		4- 0	
8- 2	0- 1		1- 0		HOME	2- 1		5- 0		3- 0	
0- 1	0- 0		0- 0		AWAY	0- 0		0- 1		0- 0	
2- 0	0- 0		0- 0		NEUTRAL	0- 0		2- 0		1- 0	
5- 4	2- 3		0- 0		CONFERENCE	1- 0		2- 1		0- 0	
2- 2	2- 1		0- 0		HOME	0- 0		0- 1		0- 0	
3- 2	0- 2		0- 0		AWAY	1- 0		2- 0		0- 0	
0- 0	0- 0		0- 0		NEUTRAL	0- 0		0- 0		0- 0	

RPI	S	Opponent	Score	RPI	S	Opponent	Score	RPI	S	Opponent	Score	RPI	S	Opponent	Score
1	A	Notre Dame	76 83	41	H	Michigan St.	67 57	56	H	St. John's (NY)	64 74	103	H	Wake Forest	50 61
5	H	Louisville	74 84					74	A	Virginia Tech	82 78	118	A	Clemson	72 60
7	A	Florida St.	67 105					82	H	Maine	80 70	140	N	Southern Ill.	75 65
15	H	Duke	51 48					97	H	Kentucky	65 54	145	A	Colorado	61 67
22	H	Maryland	71 79									151	H	Bethune-Cookman	85 39
25	H	Syracuse	72 67									180	A	Boston College	65 43
-----															
Team's RPI: 59															
LAST 12 Division I GAMES:															
74	A	Virginia Tech	82 78	103	H	Wake Forest	50 61								
5	H	Louisville	74 84	1	A	Notre Dame	76 83								
180	A	Boston College	65 43	15	H	Duke	51 48								
25	H	Syracuse	72 67	151	H	Bethune-Cookman	85 39								
118	A	Clemson	72 60	140	N	Southern Ill.	75 65								
7	A	Florida St.	67 105	273	N	Sacramento St.	82 56								

Non-Div I Games:

Miami (FL)

Average RPI	Win: 210	WON-LOST	WINNING	LAST 10	STRENGTH OF	OPP. STRENGTH	TEAM	ADJ.	CONF.	ADJ CONF.
Average RPI	Loss: 96	RECORD	PCT. RANK	GAMES	SCHEDULE	OF SCHEDULE	RPI	RPI	RPI	RPI
DIV. I ONLY	12- 8	114	5- 5	145	149	111	111	7	7	
DIV. I NON-CONF.	8- 3	65	3- 0	254	284	95	95	8	8	
-----										
TOTALS	RPI 1-25	RPI 26-50	W-L RECORDS	RPI 51-100	RPI 101-999	RPI 201+				
12- 8	0- 1	0- 3	OVERALL	2- 1	10- 3	7- 1				
8- 2	0- 0	0- 1	HOME	1- 0	7- 1	5- 1				
3- 6	0- 1	0- 2	AWAY	1- 1	2- 2	2- 0				
1- 0	0- 0	0- 0	NEUTRAL	0- 0	1- 0	0- 0				
8- 3	0- 0	0- 1	NON-CONFERENCE	1- 0	7- 2	5- 0				
5- 0	0- 0	0- 0	HOME	0- 0	5- 0	4- 0				
2- 3	0- 0	0- 1	AWAY	1- 0	1- 2	1- 0				
1- 0	0- 0	0- 0	NEUTRAL	0- 0	1- 0	0- 0				
4- 5	0- 1	0- 2	CONFERENCE	1- 1	3- 1	2- 1				
3- 2	0- 0	0- 1	HOME	1- 0	2- 1	1- 1				
1- 3	0- 1	0- 1	AWAY	0- 1	1- 0	1- 0				
0- 0	0- 0	0- 0	NEUTRAL	0- 0	0- 0	0- 0				

RPI 1-25				RPI 26-50				RPI 51-100				RPI 101+				Team's RPI: 111
RPI	S	Opponent	Score	RPI	S	Opponent	Score	RPI	S	Opponent	Score	RPI	S	Opponent	Score	
24	A	Buffalo	67 72	32	A	Ball St.	61 86	63	A	IUPUI	96 83	139	H	Northern Ill.	67 65	
				36	H	Central Mi ch.	66 84	78	H	Ohio	64 55	150	A	Loyola Marymount	71 84	
				47	A	Purdue	66 75	98	A	Western Mi ch.	70 81	165	H	Jacksonville St.	58 55	
												170	A	Cincinnati	62 73	
												199	N	Denver	69 52	
												207	A	Eastern Mi ch.	73 69	
												207	H	Eastern Mi ch.	59 74	
												217	H	Akron	75 67	
												253	A	Indiana St.	68 56	
												286	H	Valparaiso	77 68	
												290	H	Detroit Mercy	91 64	
												291	H	Canisius	72 47	
												335	H	Florida A&M	73 33	
-----																
LAST 12 Division I GAMES:																
78	H	Ohio	64 55	36	H	Central Mi ch.	66 84	139	H	Northern Ill.	67 65	335	H	Florida A&M	73 33	
207	A	Eastern Mi ch.	73 69	32	A	Ball St.	61 86	253	A	Indiana St.	68 56	165	H	Jacksonville St.	58 55	
98	A	Western Mi ch.	70 81													
217	H	Akron	75 67													
207	H	Eastern Mi ch.	59 74													
24	A	Buffalo	67 72													

Non-Div I Games:

Mi ami (OH)

Average RPI Loss: 11

DIV. I ONLY	19- 4	23	8- 2	70	15	23	23	3	3
DIV. I NON-CONF.	11- 2	23	2- 0	138	59	44	44	4	4
TOTALS	RPI 1-25	RPI 26-50	W-L RECORDS	RPI 51-100	RPI 101-999	RPI 201+			
19- 4	2- 3	2- 1	OVERALL	3- 0	12- 0	5- 0			
12- 2	1- 2	1- 0	HOME	2- 0	8- 0	3- 0			
7- 2	1- 1	1- 1	AWAY	1- 0	4- 0	2- 0			
0- 0	0- 0	0- 0	NEUTRAL	0- 0	0- 0	0- 0			
11- 2	1- 2	0- 0	NON-CONFERENCE	1- 0	9- 0	5- 0			
8- 1	1- 1	0- 0	HOME	0- 0	7- 0	3- 0			
3- 1	0- 1	0- 0	AWAY	1- 0	2- 0	2- 0			
0- 0	0- 0	0- 0	NEUTRAL	0- 0	0- 0	0- 0			
8- 2	1- 1	2- 1	CONFERENCE	2- 0	3- 0	0- 0			
4- 1	0- 1	1- 0	HOME	2- 0	1- 0	0- 0			
4- 1	1- 0	1- 1	AWAY	0- 0	2- 0	0- 0			
0- 0	0- 0	0- 0	NEUTRAL	0- 0	0- 0	0- 0			

RPI 1-25				Team's RPI: 23				RPI 26-50				RPI 51-100				RPI 101+			
RPI	S	Opponent	Score	RPI	S	Opponent	Score	RPI	S	Opponent	Score	RPI	S	Opponent	Score	RPI	S	Opponent	Score
1	H	Notre Dame	63 83	30	A	Iowa	72 82	69	H	Indiana	84 79	108	H	Liberty	74 50				
5	A	Louisville	49 74	41	H	Michigan St.	74 48	78	A	Ohio	74 61	110	H	George Mason	75 61				
6	A	Ohio St.	84 75	50	A	Nebraska	69 64	80	H	Penn St.	89 69	123	H	Kent St.	54 41				
6	H	Ohio St.	71 78									176	A	Northwestern	80 59				
20	H	Marquette	82 76									178	A	Wisconsin	80 57				

Non-Div I Games:

Mi chi gan

Loss, Non-Conf, S Site, H Home A Away N Neutral

Average RPI Win:	166	WON-LOST	WINNING	LAST 10	STRENGTH OF	OPP. STRENGTH	TEAM	ADJ.	CONF.	ADJ CONF.
Average RPI Loss:	29	RECORD	PCT. RANK	GAMES	SCHEDULE	OF SCHEDULE	RPI	RPI	RPI	RPI

DIV. I ONLY	14- 8	98	5- 5	38	26	41	41	3	3
DIV. I NON-CONF.	10- 3	51	3- 0	82	56	36	36	4	4
TOTALS	RPI 1-25	RPI 26-50	W-L RECORDS	RPI 51-100	RPI 101-999	RPI 201+			
14- 8	1- 5	1- 0	OVERALL	3- 3	9- 0	4- 0			
7- 2	0- 1	0- 0	HOME	2- 1	5- 0	2- 0			
5- 5	1- 3	0- 0	AWAY	1- 2	3- 0	1- 0			
2- 1	0- 1	1- 0	NEUTRAL	0- 0	1- 0	1- 0			
10- 3	0- 2	1- 0	NON-CONFERENCE	2- 1	7- 0	4- 0			
6- 0	0- 0	0- 0	HOME	2- 0	4- 0	2- 0			
2- 2	0- 1	0- 0	AWAY	0- 1	2- 0	1- 0			
2- 1	0- 1	1- 0	NEUTRAL	0- 0	1- 0	1- 0			
4- 5	1- 3	0- 0	CONFERENCE	1- 2	2- 0	0- 0			
1- 2	0- 1	0- 0	HOME	0- 1	1- 0	0- 0			
3- 3	1- 2	0- 0	AWAY	1- 1	1- 0	0- 0			
0- 0	0- 0	0- 0	NEUTRAL	0- 0	0- 0	0- 0			

RPI 1-25	RPI 26-50	Team's RPI: 41	RPI 51-100	RPI 101+
RPI S Opponent Score	RPI S Opponent Score		RPI S Opponent Score	RPI S Opponent Score
1 A Notre Dame 59 90	31 N South Fla. 83 73		53 A Minnesota 77 83	127 A ETSU 83 74
2 N UConn 62 96			58 H Qui nni pi ac 74 55	158 H Robert Morris 100 58
6 A Ohio St. 62 78			59 A Mi ami (FL) 57 67	176 H Northwestern 81 51
19 H Rutgers 58 61			69 A Indi ana 68 46	182 H Oakl and 95 63
22 A Maryl and 82 68			69 H Indi ana 65 69	194 A Illi noi s 67 55
23 A Mi chi gan 48 74			98 H Western Mi ch. 65 62	254 H Col. of Charleston 107 43
				290 A Detroi t Mercy 97 60
				329 H Rhode Island 82 38
				338 N Mi ssi ssi ppi Val . 83 64
LAST 12 Di vi si on I GAMES:				
6 A Ohio St. 62 78	176 H Northwestern 81 51			
23 A Mi chi gan 48 74	19 H Rutgers 58 61			
69 H Indi ana 65 69	69 A Indi ana 68 46			
194 A Illi noi s 67 55	338 N Mi ssi ssi ppi Val . 83 64			
22 A Maryl and 82 68	31 N South Fla. 83 73			
53 A Mi nnesota 77 83	58 H Qui nni pi ac 74 55			

Non-Di v I Games:

Mi ch i g a n St.



Average RPI Win:	232	WON-LOST	WINNING	LAST 10	STRENGTH OF	OPP. STRENGTH	TEAM	ADJ.	CONF.	ADJ CONF.
Average RPI Loss:	76	RECORD	PCT. RANK	GAMES	SCHEDULE	OF SCHEDULE	RPI	RPI	RPI	RPI
DIV. I ONLY	13- 8	106	7- 3	189	118	120	120	18	18	
DIV. I NON-CONF.	8- 5	111	2- 2	245	61	118	118	19	19	
-----										
TOTALS	RPI 1-25	RPI 26-50	W-L RECORDS	RPI 51-100	RPI 101-999	RPI 201+				
13- 8	0- 1	0- 2	OVERALL	1- 4	12- 1	9- 0				
7- 2	0- 0	0- 0	HOME	1- 1	6- 1	5- 0				
5- 5	0- 1	0- 1	AWAY	0- 3	5- 0	3- 0				
1- 1	0- 0	0- 1	NEUTRAL	0- 0	1- 0	1- 0				
8- 5	0- 1	0- 1	NON-CONFERENCE	1- 3	7- 0	6- 0				
5- 0	0- 0	0- 0	HOME	1- 0	4- 0	4- 0				
2- 4	0- 1	0- 0	AWAY	0- 3	2- 0	1- 0				
1- 1	0- 0	0- 1	NEUTRAL	0- 0	1- 0	1- 0				
5- 3	0- 0	0- 1	CONFERENCE	0- 1	5- 1	3- 0				
2- 2	0- 0	0- 0	HOME	0- 1	2- 1	1- 0				
3- 1	0- 0	0- 1	AWAY	0- 0	3- 0	2- 0				
0- 0	0- 0	0- 0	NEUTRAL	0- 0	0- 0	0- 0				

RPI 1-25				RPI 26-50				RPI 51-100				RPI 101+				Team's RPI: 120
RPI	S	Opponent	Score	RPI	S	Opponent	Score	RPI	S	Opponent	Score	RPI	S	Opponent	Score	
5	A	Louisville	26 80	43	A	Western Ky.	43 57	73	A	Georgia Tech	45 48	117	A	UTEP	54 45	
				45	N	Southern California	57 72	83	H	UAB	51 59	128	A	Vanderbilt	65 54	
								92	A	Tulane	44 62	168	H	Southern Miss.	53 61	
								97	H	Kentucky	62 57	172	H	Charlotte	64 45	
								100	A	Ole Miss	56 65	218	H	Troy	73 57	
												234	H	North Texas	56 48	
												240	A	UNC Asheville	72 57	
												251	H	Lipscomb	72 48	
												291	N	Canisius	55 45	
												293	H	Coppin St.	69 39	
												315	A	UTSA	62 47	
												324	A	Marshall	73 57	
												330	H	Tennessee Tech	58 44	
-----																
LAST 12 Division I GAMES:																
				172	H	Charlotte	64 45	83	H	UAB	51 59					
				324	A	Marshall	73 57	43	A	Western Ky.	43 57					
				168	H	Southern Miss.	53 61	97	H	Kentucky	62 57					
				234	H	North Texas	56 48	291	N	Canisius	55 45					
				117	A	UTEP	54 45	45	N	Southern California	57 72					
				315	A	UTSA	62 47	92	A	Tulane	44 62					

Non-Div I Games:

Middle Tenn.

Average RPI	Win:	245	WON-LOST	WINNING	LAST 10	STRENGTH OF	OPP. STRENGTH	TEAM	ADJ.	CONF.	ADJ CONF.
Average RPI	Loss:	57	RECORD	PCT. RANK	GAMES	SCHEDULE	OF SCHEDULE	RPI	RPI	RPI	RPI
DIV. I ONLY		16- 6	58	7- 3	256	160	106	106	11	11	
DIV. I NON-CONF.		9- 3	61	1- 1	287	163	114	114	12	12	
-----											
TOTALS	RPI 1-25		RPI 26-50		W-L RECORDS	RPI 51-100		RPI 101-999		RPI 201+	
16- 6	0- 2		0- 1		OVERALL	0- 2		16- 1		11- 0	
6- 2	0- 1		0- 0		HOME	0- 1		6- 0		5- 0	
9- 3	0- 1		0- 0		AWAY	0- 1		9- 1		5- 0	
1- 1	0- 0		0- 1		NEUTRAL	0- 0		1- 0		1- 0	
9- 3	0- 1		0- 1		NON-CONFERENCE	0- 1		9- 0		6- 0	
3- 1	0- 1		0- 0		HOME	0- 0		3- 0		3- 0	
5- 1	0- 0		0- 0		AWAY	0- 1		5- 0		2- 0	
1- 1	0- 0		0- 1		NEUTRAL	0- 0		1- 0		1- 0	
7- 3	0- 1		0- 0		CONFERENCE	0- 1		7- 1		5- 0	
3- 1	0- 0		0- 0		HOME	0- 1		3- 0		2- 0	
4- 2	0- 1		0- 0		AWAY	0- 0		4- 1		3- 0	
0- 0	0- 0		0- 0		NEUTRAL	0- 0		0- 0		0- 0	

RPI	S	Opponent	Score	RPI	S	Opponent	Score	RPI	S	Opponent	Score	RPI	S	Opponent	Score	Team's RPI: 106
13	A	Green Bay	29 52	48	N	Houston	59 74	63	H	IUPUI	68 70	102	A	Wright St.	51 56	
20	H	Marquette	68 83					95	A	Drake	73 77	119	A	Western Ill.	77 67	
												131	H	Cleveland St.	79 72	
												176	A	Northwestern	66 57	
												178	A	Wisconsin	67 64	
												182	A	Oakland	74 62	
												216	N	CSUN	58 50	
												242	H	Youngstown St.	62 61	
												266	H	North Dakota St.	74 38	
												267	A	Northern Ky.	52 49	
												268	H	Illinois St.	61 59	
												290	A	Detroit Mercy	70 61	
												303	A	Fort Wayne	60 48	
												308	H	Loyola Chicago	63 41	
												318	A	Ill.-Chicago	76 53	
												318	H	Ill.-Chicago	59 44	
												339	A	Chicago St.	84 59	
-----																
LAST 12 Division I GAMES:																
318	H	Ill.-Chicago	59 44	131	H	Cleveland St.	79 72									
63	H	IUPUI	68 70	13	A	Green Bay	29 52									
290	A	Detroit Mercy	70 61	102	A	Wright St.	51 56									
182	A	Oakland	74 62	267	A	Northern Ky.	52 49									
318	A	Ill.-Chicago	76 53	339	A	Chicago St.	84 59									
242	H	Youngstown St.	62 61	20	H	Marquette	68 83									

Non-Div I Games:

Milwaukee

Average RPI Win:	166	WON-LOST	WINNING	LAST 10	STRENGTH OF	OPP. STRENGTH	TEAM	ADJ.	CONF.	ADJ CONF.
Average RPI Loss:	73	RECORD	PCT. RANK	GAMES	SCHEDULE	OF SCHEDULE	RPI	RPI	RPI	RPI
DIV. I ONLY	16- 5	45	7- 3	142	52	53	53	3	3	
DIV. I NON-CONF.	11- 2	23	3- 1	276	128	69	69	4	4	
-----										
TOTALS	RPI 1-25	RPI 26-50	W-L RECORDS	RPI 51-100	RPI 101-999	RPI 201+				
16- 5	0- 2	2- 1	OVERALL	1- 1	13- 1	4- 1				
10- 1	0- 0	2- 1	HOME	0- 0	8- 0	3- 0				
5- 4	0- 2	0- 0	AWAY	1- 1	4- 1	1- 1				
1- 0	0- 0	0- 0	NEUTRAL	0- 0	1- 0	0- 0				
11- 2	0- 0	0- 0	NON-CONFERENCE	0- 1	11- 1	4- 1				
7- 0	0- 0	0- 0	HOME	0- 0	7- 0	3- 0				
3- 2	0- 0	0- 0	AWAY	0- 1	3- 1	1- 1				
1- 0	0- 0	0- 0	NEUTRAL	0- 0	1- 0	0- 0				
5- 3	0- 2	2- 1	CONFERENCE	1- 0	2- 0	0- 0				
3- 1	0- 0	2- 1	HOME	0- 0	1- 0	0- 0				
2- 2	0- 2	0- 0	AWAY	1- 0	1- 0	0- 0				
0- 0	0- 0	0- 0	NEUTRAL	0- 0	0- 0	0- 0				

RPI 1-25				RPI 26-50				RPI 51-100				RPI 101+			
RPI	S	Opponent	Score	RPI	S	Opponent	Score	RPI	S	Opponent	Score	RPI	S	Opponent	Score
6	A	Ohio St.	75 91	30	H	Iowa	77 72	80	A	Penn St.	91 71	103	N	Wake Forest	93 81
19	A	Rutgers	70 80	41	H	Michigan St.	83 77	86	A	North Carolina	83 88	104	A	UNLV	79 72
				50	H	Nebraska	74 79					125	A	Georgetown	73 63
												169	H	Cal Poly	112 68
												173	H	Lehigh	107 73
												176	A	Northwestern	90 63
												178	H	Wisconsin	90 65
												180	H	Boston College	78 68
												195	H	Xavier	74 62
												204	A	San Diego	69 72
												207	H	Eastern Mich.	80 56
												244	H	UC Riverside	101 75
												316	H	VCU	108 63
												329	A	Rhode Island	82 60
-----															
Team's RPI: 53															
LAST 12 Division I GAMES:															
				30	H	Iowa	77 72	50	H	Nebraska	74 79				
				178	H	Wisconsin	90 65	176	A	Northwestern	90 63				
				19	A	Rutgers	70 80	244	H	UC Riverside	101 75				
				80	A	Penn St.	91 71	169	H	Cal Poly	112 68				
				41	H	Michigan St.	83 77	204	A	San Diego	69 72				
				6	A	Ohio St.	75 91	125	A	Georgetown	73 63				

Non-Div I Games:

Minnesota

Average RPI		Win: 102	WON-LOST	WINNING	LAST 10	STRENGTH OF	OPP. STRENGTH	TEAM	ADJ.	CONF.	ADJ CONF.
Loss: 0			RECORD	PCT. RANK	GAMES	SCHEDULE	OF SCHEDULE	RPI	RPI	RPI	RPI
DIV. I ONLY		22- 0	1	10- 0	13	31	3	3	2	2	
DIV. I NON-CONF.		14- 0	1	4- 0	33	31	3	3	2	2	
-----											
TOTALS		RPI 1-25		RPI 26-50	W-L RECORDS		RPI 51-100	RPI 101-999		RPI 201+	
22- 0		5- 0		3- 0	OVERALL		6- 0	8- 0		2- 0	
12- 0		1- 0		1- 0	HOME		5- 0	5- 0		2- 0	
5- 0		2- 0		1- 0	AWAY		1- 0	1- 0		0- 0	
5- 0		2- 0		1- 0	NEUTRAL		0- 0	2- 0		0- 0	
14- 0		3- 0		2- 0	NON-CONFERENCE		2- 0	7- 0		2- 0	
8- 0		1- 0		1- 0	HOME		2- 0	4- 0		2- 0	
1- 0		0- 0		0- 0	AWAY		0- 0	1- 0		0- 0	
5- 0		2- 0		1- 0	NEUTRAL		0- 0	2- 0		0- 0	
8- 0		2- 0		1- 0	CONFERENCE		4- 0	1- 0		0- 0	
4- 0		0- 0		0- 0	HOME		3- 0	1- 0		0- 0	
4- 0		2- 0		1- 0	AWAY		1- 0	0- 0		0- 0	
0- 0		0- 0		0- 0	NEUTRAL		0- 0	0- 0		0- 0	

RPI	S	Opponent	Score	RPI	S	Opponent	Score	RPI	S	Opponent	Score	RPI	S	Opponent	Score
4	H	Oregon	90 79	28	H	Virginia	68 53	64	H	Oklahoma St.	79 76	104	A	UNLV	103 63
10	A	Tennessee	71 52	29	N	Arizona St.	65 57	82	H	Maine	83 43	114	H	Little Rock	86 48
13	N	Green Bay	67 46	35	A	LSU	83 70	85	H	Alabama	75 61	159	N	Louisiana	94 37
16	A	Georgia	86 62					93	H	Arkansas	111 69	168	H	Southern Miss.	91 56
25	N	Syracuse	76 65					100	A	Ole Miss	69 49	174	H	Florida	90 53
								100	H	Ole Miss	76 45	196	N	Columbia	90 54
												313	H	Georgia St.	106 50
												338	H	Mississippi Val.	112 36
-----															
LAST 12 Division I GAMES:															
100	A	Ole Miss	69 49	93	H	Arkansas	111 69	16	A	Georgia	86 62	338	H	Mississippi Val.	112 36
174	H	Florida	90 53	82	H	Maine	83 43	25	N	Syracuse	76 65	104	A	UNLV	103 63
10	A	Tennessee	71 52												
85	H	Alabama	75 61												
100	H	Ole Miss	76 45												
35	A	LSU	83 70												

Non-Div I Games:

Mississippi St.

Average RPI Win: 306		WON-LOST		WINNING		LAST 10		STRENGTH OF		OPP. STRENGTH		TEAM		ADJ.		CONF.		ADJ CONF.	
Average RPI Loss: 200		RECORD		PCT. RANK		GAMES		SCHEDULE		OF SCHEDULE		RPI		RPI		RPI		RPI	
DIV. I ONLY		1- 20		347		1- 9		235		324		338		338		32		32	
DIV. I NON-CONF.		0- 12		337		0- 3		84		205		302		302		32		32	
TOTALS		RPI 1-25		RPI 26-50		W-L RECORDS		RPI 51-100		RPI 101-999		RPI 201+							
1- 20		0- 1		0- 2		OVERALL		0- 3		1- 14		1- 11							
1- 5		0- 0		0- 0		HOME		0- 0		1- 5		1- 4							
0- 10		0- 0		0- 0		AWAY		0- 0		0- 0		0- 0							
0- 5		0- 0		0- 1		NEUTRAL		0- 2		0- 2		0- 2							
0- 12		0- 1		0- 2		NON-CONFERENCE		0- 3		0- 6		0- 4							
0- 1		0- 0		0- 0		HOME		0- 0		0- 1		0- 1							
0- 6		0- 1		0- 1		AWAY		0- 1		0- 3		0- 1							
0- 5		0- 0		0- 1		NEUTRAL		0- 2		0- 2		0- 2							
1- 8		0- 0		0- 0		CONFERENCE		0- 0		1- 8		1- 7							
1- 4		0- 0		0- 0		HOME		0- 0		1- 4		1- 3							
0- 4		0- 0		0- 0		AWAY		0- 0		0- 4		0- 4							
0- 0		0- 0		0- 0		NEUTRAL		0- 0		0- 0		0- 0							

RPI 1-25				RPI 26-50				RPI 51-100				RPI 101+ Team's RPI: 338			
RPI	S	Opponent	Score	RPI	S	Opponent	Score	RPI	S	Opponent	Score	RPI	S	Opponent	Score
3	A	Mi ssi ssi ppi St.	36 112	41	N	Mi chi gan St.	64 83	51	N	Dayton	46 65	145	A	Col orado	48 85
				43	A	Western Ky.	48 87	83	A	UAB	72 87	168	A	Southern Mi ss.	69 84
								95	N	Drake	60 96	186	H	Southern U.	54 70
												241	A	Texas Southern	39 55
												252	H	Grambl ing	62 64
												272	H	Al corn	70 76
												282	H	Ni cho lls St.	57 62
												283	A	Prai rie View	73 78
												288	N	Massachusetts	46 85
												297	A	Al abama A&M	48 65
												298	A	Murray St.	63 64
												306	H	Jackson St.	72 61
												312	A	Al abama St.	41 76
												315	N	UTSA	55 68
												340	H	Ark. -Pi ne Bluff	59 64
-----															
LAST 12 Di vi si on I GAMES:															
252	H	Grambl ing	62 64	297	A	Al abama A&M	48 65	312	A	Al abama St.	41 76	340	H	Ark. -Pi ne Bluff	59 64
306	H	Jackson St.	72 61	312	A	Al abama St.	41 76	3	A	Mi ssi ssi ppi St.	36 112	41	N	Mi chi gan St.	64 83
283	A	Prai rie View	73 78	340	H	Ark. -Pi ne Bluff	59 64	51	N	Dayton	46 65				
241	A	Texas Southern	39 55												
186	H	Southern U.	54 70												
272	H	Al corn	70 76												

Non-Di v I Games:

Average RPI Win:	117	WON-LOST	WINNING	LAST 10	STRENGTH OF	OPP. STRENGTH	TEAM	ADJ.	CONF.	ADJ CONF.
Average RPI Loss:	28	RECORD	PCT. RANK	GAMES	SCHEDULE	OF SCHEDULE	RPI	RPI	RPI	RPI
DIV. I ONLY	17- 4	25	7- 3	22	29	12	12	2	2	
DIV. I NON-CONF.	12- 1	6	4- 0	57	36	12	12	2	2	
-----										
TOTALS	RPI 1-25	RPI 26-50	W-L RECORDS	RPI 51-100	RPI 101-999	RPI 201+				
17- 4	1- 2	1- 2	OVERALL	6- 0	9- 0	1- 0				
8- 1	1- 0	0- 1	HOME	2- 0	5- 0	0- 0				
5- 2	0- 2	1- 0	AWAY	2- 0	2- 0	0- 0				
4- 1	0- 0	0- 1	NEUTRAL	2- 0	2- 0	1- 0				
12- 1	0- 0	1- 1	NON-CONFERENCE	3- 0	8- 0	1- 0				
6- 0	0- 0	0- 0	HOME	1- 0	5- 0	0- 0				
2- 0	0- 0	1- 0	AWAY	0- 0	1- 0	0- 0				
4- 1	0- 0	0- 1	NEUTRAL	2- 0	2- 0	1- 0				
5- 3	1- 2	0- 1	CONFERENCE	3- 0	1- 0	0- 0				
2- 1	1- 0	0- 1	HOME	1- 0	0- 0	0- 0				
3- 2	0- 2	0- 0	AWAY	2- 0	1- 0	0- 0				
0- 0	0- 0	0- 0	NEUTRAL	0- 0	0- 0	0- 0				

RPI	S	Opponent	Score	RPI	S	Opponent	Score	RPI	S	Opponent	Score	RPI	S	Opponent	Score
16	A	Georgia	50 62	33	A	Cal i forni a	55 52	58	N	Qui nni pi ac	66 51	102	H	Wright St.	82 80
18	A	South Carol i na	54 64	35	H	LSU	65 69	69	N	Indi ana	75 55	105	H	Saint Loui s	70 58
18	H	South Carol i na	83 74	43	N	Western Ky.	76 79	70	H	Kansas St.	73 59	126	A	Mi ssouri St.	69 59
								85	A	Al abama	62 56	128	A	Vanderbil t	81 70
								93	H	Arkansas	88 54	134	H	SIUE	78 48
								100	A	Ole Mi ss	67 48	181	H	New Orle ans	81 45
												194	H	Ill i noi s	72 55
												195	N	Xavi er	74 48
												293	N	Coppi n St.	73 50
-----															
LAST 12 Di vi si on I GAMES:															
18	A	South Carol i na	54 64	35	H	LSU	65 69	85	A	Al abama	62 56	194	H	Ill i noi s	72 55
16	A	Georgia	50 62	85	A	Al abama	62 56	195	N	Xavi er	74 48	69	N	Indi ana	75 55
93	H	Arkansas	88 54	194	H	Ill i noi s	72 55	134	H	SIUE	78 48				
100	A	Ole Mi ss	67 48												
128	A	Vanderbil t	81 70												
18	H	South Carol i na	83 74												

Non-Di v I Games:

Missouri

Average RPI Win:	235	WON-LOST	WINNING	LAST 10	STRENGTH OF	OPP. STRENGTH	TEAM	ADJ.	CONF.	ADJ CONF.
Average RPI Loss:	83	RECORD	PCT. RANK	GAMES	SCHEDULE	OF SCHEDULE	RPI	RPI	RPI	RPI
DIV. I ONLY	10- 9	154	7- 3	118	168	126	126	24	24	
DIV. I NON-CONF.	3- 7	254	2- 1	13	57	154	154	22	22	
-----										
TOTALS	RPI 1-25	RPI 26-50	W-L RECORDS	RPI 51-100	RPI 101-999	RPI 201+				
10- 9	0- 2	0- 1	OVERALL	0- 2	10- 4	6- 0				
6- 2	0- 1	0- 0	HOME	0- 1	6- 0	2- 0				
4- 5	0- 0	0- 1	AWAY	0- 1	4- 3	4- 0				
0- 2	0- 1	0- 0	NEUTRAL	0- 0	0- 1	0- 0				
3- 7	0- 2	0- 1	NON-CONFERENCE	0- 1	3- 3	0- 0				
3- 1	0- 1	0- 0	HOME	0- 0	3- 0	0- 0				
0- 4	0- 0	0- 1	AWAY	0- 1	0- 2	0- 0				
0- 2	0- 1	0- 0	NEUTRAL	0- 0	0- 1	0- 0				
7- 2	0- 0	0- 0	CONFERENCE	0- 1	7- 1	6- 0				
3- 1	0- 0	0- 0	HOME	0- 1	3- 0	2- 0				
4- 1	0- 0	0- 0	AWAY	0- 0	4- 1	4- 0				
0- 0	0- 0	0- 0	NEUTRAL	0- 0	0- 0	0- 0				

RPI 1-25				RPI 26-50				RPI 51-100				RPI 101+				Team's RPI: 126
RPI	S	Opponent	Score	RPI	S	Opponent	Score	RPI	S	Opponent	Score	RPI	S	Opponent	Score	
9	N	Baylor	58 100	32	A	Ball St.	58 70	85	A	Alabama	61 65	109	N	Penn	60 65	
12	H	Missouri	59 69					95	H	Drake	68 80	114	A	Little Rock	51 63	
												137	H	UNI	62 52	
												140	A	Southern Ill.	69 71	
												149	A	Wichita St.	58 72	
												149	H	Wichita St.	94 71	
												176	H	Northwestern	90 59	
												191	H	Oral Roberts	76 66	
												236	A	Bradley	71 65	
												253	A	Indiana St.	77 63	
												268	A	Illinois St.	56 50	
												286	H	Valparaiso	83 60	
												308	H	Loyola Chicago	75 36	
												347	A	Evansville	95 65	
-----																
LAST 12 Division I GAMES:																
140	A	Southern Ill.	69 71	95	H	Drake	68 80	347	A	Evansville	95 65					
308	H	Loyola Chicago	75 36	253	A	Indiana St.	77 63	85	A	Alabama	61 65					
286	H	Valparaiso	83 60	176	H	Northwestern	90 59	191	H	Oral Roberts	76 66					
236	A	Bradley	71 65													
268	A	Illinois St.	56 50													
137	H	UNI	62 52													

Non-Div I Games: Central Mo. 62 36

Missouri St.

Average RPI Win:	306	WON-LOST	WINNING	LAST 10	STRENGTH OF	OPP. STRENGTH	TEAM	ADJ.	CONF.	ADJ CONF.
Average RPI Loss:	168	RECORD	PCT. RANK	GAMES	SCHEDULE	OF SCHEDULE	RPI	RPI	RPI	RPI
DIV. I ONLY	5- 15	296	3- 7	244	316	302	302	27	27	
DIV. I NON-CONF.	2- 9	295	0- 3	49	294	248	248	26	26	
-----										
TOTALS	RPI 1-25	RPI 26-50	W-L RECORDS	RPI 51-100	RPI 101-999	RPI 201+				
5- 15	0- 0	0- 0	OVERALL	0- 4	5- 11	5- 5				
3- 6	0- 0	0- 0	HOME	0- 3	3- 3	3- 1				
1- 9	0- 0	0- 0	AWAY	0- 1	1- 8	1- 4				
1- 0	0- 0	0- 0	NEUTRAL	0- 0	1- 0	1- 0				
2- 9	0- 0	0- 0	NON-CONFERENCE	0- 3	2- 6	2- 1				
1- 4	0- 0	0- 0	HOME	0- 2	1- 2	1- 0				
0- 5	0- 0	0- 0	AWAY	0- 1	0- 4	0- 1				
1- 0	0- 0	0- 0	NEUTRAL	0- 0	1- 0	1- 0				
3- 6	0- 0	0- 0	CONFERENCE	0- 1	3- 5	3- 4				
2- 2	0- 0	0- 0	HOME	0- 1	2- 1	2- 1				
1- 4	0- 0	0- 0	AWAY	0- 0	1- 4	1- 3				
0- 0	0- 0	0- 0	NEUTRAL	0- 0	0- 0	0- 0				

RPI 1-25				RPI 26-50				RPI 51-100				RPI 101+ Team's RPI: 302			
RPI	S	Opponent	Score	RPI	S	Opponent	Score	RPI	S	Opponent	Score	RPI	S	Opponent	Score
								58	H	Qui nni pi ac	55 76	112	H	George Washi ngton	45 59
								67	H	Al bany (NY)	44 68	116	A	Jacksonvi lle	65 74
								74	H	Vi rgi ni a Tech	34 84	118	A	Cl emson	54 57
								84	A	Navy	49 73	158	A	Robert Morris	38 56
												171	A	Marist	46 69
												173	H	Lehi gh	57 75
												238	A	Manhattan	53 63
												245	N	North Flori da	67 57
												256	H	Sacred Heart	69 64
												260	A	Fai rfi el d	55 61
												263	A	Fai rlei gh Di cki nson	61 78
												291	H	Canis i us	48 60
												342	A	I ona	62 56
												342	H	I ona	68 56
												343	A	Saint Peter's	47 67
												343	H	Saint Peter's	51 44
LAST 12 Di vi si on I GAMES:															
				238	A	Manhattan	53 63	343	H	Saint Peter's	51 44				
				343	A	Saint Peter's	47 67	260	A	Fai rfi el d	55 61				
				342	H	I ona	68 56	171	A	Marist	46 69				
				291	H	Canis i us	48 60	112	H	George Washi ngton	45 59				
				58	H	Qui nni pi ac	55 76	74	H	Vi rgi ni a Tech	34 84				
				342	A	I ona	62 56	263	A	Fai rlei gh Di cki nson	61 78				

Non-Di v I Games:

Monmouth



Average RPI Win:	258	WON-LOST	WINNING	LAST 10	STRENGTH OF	OPP. STRENGTH	TEAM	ADJ.	CONF.	ADJ CONF.
Average RPI Loss:	127	RECORD	PCT. RANK	GAMES	SCHEDULE	OF SCHEDULE	RPI	RPI	RPI	RPI
DIV. I ONLY	10- 9	154	7- 2	289	167	230	230	19	19	
DIV. I NON-CONF.	3- 7	254	0- 2	151	209	272	272	14	14	
-----										
TOTALS	RPI 1-25	RPI 26-50	W-L RECORDS	RPI 51-100	RPI 101-999	RPI 201+				
10- 9	0- 1	0- 1	OVERALL	0- 3	10- 4	7- 3				
7- 3	0- 0	0- 0	HOME	0- 2	7- 1	5- 1				
3- 4	0- 0	0- 1	AWAY	0- 1	3- 2	2- 1				
0- 2	0- 1	0- 0	NEUTRAL	0- 0	0- 1	0- 1				
3- 7	0- 1	0- 0	NON-CONFERENCE	0- 3	3- 3	2- 2				
3- 3	0- 0	0- 0	HOME	0- 2	3- 1	2- 1				
0- 2	0- 0	0- 0	AWAY	0- 1	0- 1	0- 0				
0- 2	0- 1	0- 0	NEUTRAL	0- 0	0- 1	0- 1				
7- 2	0- 0	0- 1	CONFERENCE	0- 0	7- 1	5- 1				
4- 0	0- 0	0- 0	HOME	0- 0	4- 0	3- 0				
3- 2	0- 0	0- 1	AWAY	0- 0	3- 1	2- 1				
0- 0	0- 0	0- 0	NEUTRAL	0- 0	0- 0	0- 0				

RPI 1-25				RPI 26-50				RPI 51-100				RPI 101+				Team's RPI: 230
RPI	S	Opponent	Score	RPI	S	Opponent	Score	RPI	S	Opponent	Score	RPI	S	Opponent	Score	
20	N	Marquette	68 87	49	A	Northern Colo.	50 68	54	A	Wyoming	62 67	113	H	SFA	60 52	
								55	H	Gonzaga	55 70	132	H	Portland St.	69 53	
								97	H	Kentucky	54 71	152	A	North Dakota	54 43	
												192	A	Fresno St.	58 61	
												208	A	Montana St.	64 81	
												213	H	Seattle U	64 78	
												253	N	Indiana St.	45 57	
												273	H	Sacramento St.	68 59	
												299	H	Cal St. Fullerton	68 47	
												307	A	Southern Utah	74 65	
												307	H	Southern Utah	81 71	
												328	A	Northern Ariz.	69 52	
												328	H	Northern Ariz.	70 62	
												336	H	Long Beach St.	67 60	
-----																
LAST 12 Division I GAMES:																
328	A	Northern Ariz.	69 52	152	A	North Dakota	54 43	307	H	Southern Utah	81 71	328	H	Northern Ariz.	70 62	
307	A	Southern Utah	74 65	307	H	Southern Utah	81 71	213	H	Seattle U	64 78	192	A	Fresno St.	58 61	
208	A	Montana St.	64 81	328	H	Northern Ariz.	70 62	97	H	Kentucky	54 71	113	H	SFA	60 52	
132	H	Portland St.	69 53	213	H	Seattle U	64 78									
273	H	Sacramento St.	68 59	192	A	Fresno St.	58 61									
49	A	Northern Colo.	50 68	113	H	SFA	60 52									

Non-Div I Games: Rocky Mountain 54 38

Montana

Average RPI Win:	257	WON-LOST	WINNING	LAST 10	STRENGTH OF	OPP. STRENGTH	TEAM	ADJ.	CONF.	ADJ CONF.
Average RPI Loss:	143	RECORD	PCT. RANK	GAMES	SCHEDULE	OF SCHEDULE	RPI	RPI	RPI	RPI
DIV. I ONLY	10- 8	140	6- 4	316	183	208	208	19	19	
DIV. I NON-CONF.	4- 5	202	1- 2	191	249	173	173	14	14	
-----										
TOTALS	RPI 1-25	RPI 26-50	W-L RECORDS	RPI 51-100	RPI 101-999	RPI 201+				
10- 8	0- 0	0- 2	OVERALL	1- 0	9- 6	8- 2				
6- 1	0- 0	0- 0	HOME	1- 0	5- 1	4- 0				
3- 6	0- 0	0- 2	AWAY	0- 0	3- 4	3- 2				
1- 1	0- 0	0- 0	NEUTRAL	0- 0	1- 1	1- 0				
4- 5	0- 0	0- 1	NON-CONFERENCE	1- 0	3- 4	2- 2				
2- 0	0- 0	0- 0	HOME	1- 0	1- 0	0- 0				
1- 4	0- 0	0- 1	AWAY	0- 0	1- 3	1- 2				
1- 1	0- 0	0- 0	NEUTRAL	0- 0	1- 1	1- 0				
6- 3	0- 0	0- 1	CONFERENCE	0- 0	6- 2	6- 0				
4- 1	0- 0	0- 0	HOME	0- 0	4- 1	4- 0				
2- 2	0- 0	0- 1	AWAY	0- 0	2- 1	2- 0				
0- 0	0- 0	0- 0	NEUTRAL	0- 0	0- 0	0- 0				

RPI	S	Opponent	Score	RPI	S	Opponent	Score	RPI	S	Opponent	Score	RPI	S	Opponent	Score
45	A	Southern Cal i forni a	47 98	54	H	Wyomi ng	50 46	113	H	SFA	59 54	124	A	BYU	54 75
49	A	Northern Colo.	69 82					132	H	Portland St.	60 69	152	A	North Dakota	70 79
								164	N	Nevada	53 67	230	H	Montana	81 64
								233	A	Omaha	53 64	246	A	Hawai i	75 81
								273	H	Sacramento St.	85 50	295	N	Utah St.	64 52
								307	A	Southern Utah	63 57	307	H	Southern Utah	91 71
								328	A	Northern Ari z.	78 56	328	H	Northern Ari z.	81 39
								336	A	Long Beach St.	62 51				
LAST 12 Di vi si on I GAMES:															
307	A	Southern Utah	63 57	49	A	Northern Colo.	69 82	328	H	Northern Ari z.	81 39	307	H	Southern Utah	91 71
328	A	Northern Ari z.	78 56					124	A	BYU	54 75	113	H	SFA	59 54
230	H	Montana	81 64					246	A	Hawai i	75 81				
273	H	Sacramento St.	85 50												
132	H	Portland St.	60 69												
152	A	North Dakota	70 79												

Non-Div I Games: Montana St. Billings 67 47 Providence (MT) 66 31

Montana St.

Average RPI Win:	278	WON-LOST	WINNING	LAST 10	STRENGTH OF	OPP. STRENGTH	TEAM	ADJ.	CONF.	ADJ CONF.
Average RPI Loss:	152	RECORD	PCT. RANK	GAMES	SCHEDULE	OF SCHEDULE	RPI	RPI	RPI	RPI
DIV. I ONLY	14- 7	78	7- 3	344	251	215	215	26	26	
DIV. I NON-CONF.	7- 4	102	1- 1	337	265	225	225	27	27	
<hr/>										
TOTALS	RPI 1-25	RPI 26-50	W-L RECORDS	RPI 51-100	RPI 101-999	RPI 201+				
14- 7	0- 0	0- 1	OVERALL	0- 1	14- 5	12- 2				
4- 4	0- 0	0- 0	HOME	0- 0	4- 4	3- 2				
10- 3	0- 0	0- 0	AWAY	0- 0	10- 0	9- 0				
0- 0	0- 0	0- 0	NEUTRAL	0- 0	0- 0	0- 0				
7- 4	0- 0	0- 1	NON-CONFERENCE	0- 1	7- 2	6- 2				
2- 2	0- 0	0- 0	HOME	0- 0	2- 2	1- 2				
5- 2	0- 0	0- 1	AWAY	0- 1	5- 0	5- 0				
0- 0	0- 0	0- 0	NEUTRAL	0- 0	0- 0	0- 0				
7- 3	0- 0	0- 0	CONFERENCE	0- 0	7- 3	6- 0				
2- 2	0- 0	0- 0	HOME	0- 0	2- 2	2- 0				
5- 1	0- 0	0- 0	AWAY	0- 0	5- 1	4- 0				
0- 0	0- 0	0- 0	NEUTRAL	0- 0	0- 0	0- 0				

RPI 1-25				RPI 26-50				RPI 51-100				RPI 101+ Team's RPI: 215			
RPI	S	Opponent	Score	RPI	S	Opponent	Score	RPI	S	Opponent	Score	RPI	S	Opponent	Score
				39	A	West Virginia	56 66	97	A	Kentucky	53 86	134	H	SIUE	51 66
												140	H	Southern Ill.	85 81
												165	A	Jacksonville St.	64 70
												165	H	Jacksonville St.	65 67
												201	A	Southeast Mo. St.	59 56
												220	H	Gardner-Webb	60 68
												228	A	UT Martin	81 76
												243	A	Austin Peay	66 59
												245	H	North Florida	56 61
												251	A	Lipscomb	75 55
												273	H	Sacramento St.	75 71
												275	A	St. Francis Brooklyn	73 59
												291	A	Canisius	76 52
												298	A	Murray St.	82 80
												330	A	Tennessee Tech	74 67
												330	H	Tennessee Tech	53 51
												339	A	Chicago St.	79 40
												344	H	Eastern Ill.	89 81
												347	A	Evansville	82 75
<hr/>															
LAST 12 Division I GAMES:															
				243	A	Austin Peay	66 59	134	H	SIUE	51 66				
				298	A	Murray St.	82 80	344	H	Eastern Ill.	89 81				
				330	H	Tennessee Tech	53 51	165	A	Jacksonville St.	64 70				
				165	H	Jacksonville St.	65 67	330	A	Tennessee Tech	74 67				
				228	A	UT Martin	81 76	39	A	West Virginia	56 66				
				201	A	Southeast Mo. St.	59 56	275	A	St. Francis Brooklyn	73 59				

Non-Div I Games: Brescia 120 41 Ky. Christian 115 39

Morehead St.

Average RPI Win: 318

Average RPI Loss: 178

WON-LOST  
RECORDWINNING  
PCT. RANKLAST 10  
GAMESSTRENGTH OF  
SCHEDULEOPP. STRENGTH  
OF SCHEDULETEAM  
RPIADJ.  
RPICONF.  
RPIADJ CONF.  
RPI

DIV. I ONLY	9- 10	194	5- 5	346	296	287	287	31	31
DIV. I NON-CONF.	5- 6	187	1- 3	271	196	209	209	30	30
-----									
TOTALS	RPI 1-25	RPI 26-50	W-L RECORDS	RPI 51-100	RPI 101-999	RPI 201+			
9- 10	0- 1	0- 2	OVERALL	0- 1	9- 6	9- 5			
7- 1	0- 0	0- 0	HOME	0- 0	7- 1	7- 1			
2- 8	0- 0	0- 0	AWAY	0- 0	2- 0	2- 0			
0- 1	0- 0	0- 1	NEUTRAL	0- 0	0- 0	0- 0			
5- 6	0- 1	0- 2	NON-CONFERENCE	0- 1	5- 2	5- 1			
3- 0	0- 0	0- 0	HOME	0- 0	3- 0	3- 0			
2- 5	0- 1	0- 1	AWAY	0- 1	2- 2	2- 1			
0- 1	0- 0	0- 1	NEUTRAL	0- 0	0- 0	0- 0			
4- 4	0- 0	0- 0	CONFERENCE	0- 0	4- 4	4- 4			
4- 1	0- 0	0- 0	HOME	0- 0	4- 1	4- 1			
0- 3	0- 0	0- 0	AWAY	0- 0	0- 3	0- 3			
0- 0	0- 0	0- 0	NEUTRAL	0- 0	0- 0	0- 0			

RPI 1-25				RPI 26-50				RPI 51-100				RPI 101+ Team's RPI: 287			
RPI	S	Opponent	Score	RPI	S	Opponent	Score	RPI	S	Opponent	Score	RPI	S	Opponent	Score
25	A	Syracuse	68 95	30	N	Iowa	46 90	51	A	Dayton	52 88	148	A	Colorado St.	44 60
				39	A	West Virginia	41 84					224	A	N. C. A&T	60 67
												261	H	Mt. St. Mary's	75 67
												284	H	FIU	62 51
												293	A	Coppin St.	53 55
												309	H	UMES	63 50
												310	A	Central Conn. St.	61 41
												311	H	Delaware St.	54 62
												324	A	Marshall	68 73
												333	H	South Carolina St.	65 55
												334	A	N. C. Central	57 60
												335	H	Florida A&M	61 56
												341	H	NJIT	55 43
												345	H	Savannah St.	73 67
												348	A	UMass Lowell	65 59
LAST 12 Division I GAMES:															
333	H	South Carolina St.	65 55	335	H	Florida A&M	61 56	309	H	UMES	63 50	348	A	UMass Lowell	65 59
311	H	Delaware St.	54 62	348	A	UMass Lowell	65 59	148	A	Colorado St.	44 60	39	A	West Virginia	41 84
293	A	Coppin St.	53 55	148	A	Colorado St.	44 60	324	A	Marshall	68 73				
334	A	N. C. Central	57 60	39	A	West Virginia	41 84								
224	A	N. C. A&T	60 67	324	A	Marshall	68 73								
345	H	Savannah St.	73 67												

Non-Div I Games:

Cheyney

123 53

Lincoln (PA)

60 41

Morgan St.

Loss, 
Non-Conf, 
S Site, 
H Home
A Away 
N Neutral

M  
t  
.  
S  
t  
.  
M  
a  
r  
y  
.  
s

Mt. St. Mary's				Through Games Of Jan. 30, 2018						
Average RPI	Win:	284	WON-LOST	WINNING	LAST 10	STRENGTH OF	OPP. STRENGTH	TEAM	ADJ.	CONF.
Average RPI	Loss:	197	RECORD	PCT. RANK	GAMES	SCHEDULE	OF SCHEDULE	RPI	RPI	RPI
DIV. I ONLY		7- 13	254	5- 5	274	299	261	261	29	29
DIV. I NON-CONF.		3- 8	268	2- 1	216	250	259	259	29	29
-----										
TOTALS		RPI 1-25	RPI 26-50	W-L RECORDS	RPI 51-100	RPI 101-999	RPI 201+			
7- 13	0- 2	0- 0	0- 0	OVERALL	0- 0	7- 11	7- 7			
4- 3	0- 0	0- 0	0- 0	HOME	0- 0	4- 3	4- 2			
3- 10	0- 0	0- 0	0- 0	AWAY	0- 0	3- 0	3- 0			
0- 0	0- 0	0- 0	0- 0	NEUTRAL	0- 0	0- 0	0- 0			
3- 8	0- 2	0- 0	0- 0	NON-CONFERENCE	0- 0	3- 6	3- 4			
2- 1	0- 0	0- 0	0- 0	HOME	0- 0	2- 1	2- 1			
1- 7	0- 2	0- 0	0- 0	AWAY	0- 0	1- 5	1- 3			
0- 0	0- 0	0- 0	0- 0	NEUTRAL	0- 0	0- 0	0- 0			
4- 5	0- 0	0- 0	0- 0	CONFERENCE	0- 0	4- 5	4- 3			
2- 2	0- 0	0- 0	0- 0	HOME	0- 0	2- 2	2- 1			
2- 3	0- 0	0- 0	0- 0	AWAY	0- 0	2- 3	2- 2			
0- 0	0- 0	0- 0	0- 0	NEUTRAL	0- 0	0- 0	0- 0			

RPI 1-25				RPI 26-50				RPI 51-100				RPI 101+ Team's RPI: 261			
RPI	S	Opponent	Score	RPI	S	Opponent	Score	RPI	S	Opponent	Score	RPI	S	Opponent	Score
1	A	Notre Dame	65 121									147	A	Saint Francis (PA)	88 92
22	A	Maryland	57 97									158	H	Robert Morris	68 77
												173	A	Lehi gh	71 75
												195	A	Xavi er	45 66
												220	H	Gardner-Webb	67 75
												239	H	Loyol a Maryl and	71 63
												256	H	Sacred Heart	52 82
												260	A	Fai rfi eld	65 76
												263	H	Fai rlei gh Di cki nson	55 52
												265	H	Ri der	82 78
												274	A	LIU Brookl yn	48 53
												275	A	St. Francis Brooklyn	73 82
												278	A	Bryant	68 63
												287	A	Morgan St.	67 75
												293	A	Coppi n St.	54 68
												309	A	UMES	66 63
												310	A	Central Conn. St.	68 56
												326	H	Wagner	79 56
-----															
LAST 12 Division I GAMES:															
326	H	Wagner	79 56	256	H	Sacred Heart	52 82								
158	H	Robert Morris	68 77	278	A	Bryant	68 63								
147	A	Saint Francis (PA)	88 92	310	A	Central Conn. St.	68 56								
274	A	LIU Brooklyn	48 53	309	A	UMES	66 63								
275	A	St. Francis Brooklyn	73 82	220	H	Gardner-Webb	67 75								
263	H	Fai rlei gh Dickinson	55 52	265	H	Ri der	82 78								

Non-Di v I Games:

Mt. St. Mary's

Average RPI Win:	307	WON-LOST	WINNING	LAST 10	STRENGTH OF	OPP. STRENGTH	TEAM	ADJ.	CONF.	ADJ CONF.
Average RPI Loss:	171	RECORD	PCT. RANK	GAMES	SCHEDULE	OF SCHEDULE	RPI	RPI	RPI	RPI

DIV. I ONLY	7- 13	254	4- 6	329	269	298	298	26	26
DIV. I NON-CONF.	3- 7	254	1- 1	322	214	303	303	27	27
-----									
TOTALS	RPI 1-25	RPI 26-50	W-L RECORDS	RPI 51-100	RPI 101-999	RPI 201+			
7- 13	0- 1	0- 0	OVERALL	0- 3	7- 9	7- 5			
4- 6	0- 0	0- 0	HOME	0- 1	4- 5	4- 2			
3- 7	0- 1	0- 0	AWAY	0- 2	3- 4	3- 3			
0- 0	0- 0	0- 0	NEUTRAL	0- 0	0- 0	0- 0			
3- 7	0- 1	0- 0	NON-CONFERENCE	0- 2	3- 4	3- 3			
2- 2	0- 0	0- 0	HOME	0- 1	2- 1	2- 0			
1- 5	0- 1	0- 0	AWAY	0- 1	1- 3	1- 3			
0- 0	0- 0	0- 0	NEUTRAL	0- 0	0- 0	0- 0			
4- 6	0- 0	0- 0	CONFERENCE	0- 1	4- 5	4- 2			
2- 4	0- 0	0- 0	HOME	0- 0	2- 4	2- 2			
2- 2	0- 0	0- 0	AWAY	0- 1	2- 1	2- 0			
0- 0	0- 0	0- 0	NEUTRAL	0- 0	0- 0	0- 0			

RPI 1-25				RPI 26-50				RPI 51-100				RPI 101+ Team's RPI: 298			
RPI	S	Opponent	Score	RPI	S	Opponent	Score	RPI	S	Opponent	Score	RPI	S	Opponent	Score
5	A	Louisville	51 115					77	A	Belmont	65 70	127	H	ETSU	68 96
								85	A	Alabama	47 68	134	H	SIUE	70 75
								90	H	Butler	59 88	165	A	Jacksonville St.	65 97
												201	H	Southeast Mo. St.	74 85
												215	H	Morehead St.	80 82
												228	H	UT Martin	80 97
												231	A	UNCG	63 52
												251	A	Lipscomb	64 65
												267	H	Northern Ky.	98 87
												296	H	Eastern Ky.	75 68
												297	A	Alabama A&M	54 71
												330	A	Tennessee Tech	72 63
												338	H	Mississippi Val.	64 63
												344	H	Eastern Ill.	72 61
												346	A	Tennessee St.	85 73
												347	A	Evansville	81 89
-----															
LAST 12 Division I GAMES:															
296	H	Eastern Ky.	75 68	228	H	UT Martin	80 97								
215	H	Morehead St.	80 82	201	H	Southeast Mo. St.	74 85								
346	A	Tennessee St.	85 73	134	H	SIUE	70 75								
77	A	Belmont	65 70	344	H	Eastern Ill.	72 61								
330	A	Tennessee Tech	72 63	85	A	Alabama	47 68								
165	A	Jacksonville St.	65 97	338	H	Mississippi Val.	64 63								

Non-Div I Games: Bethel (TN) 81 76

Murray St.



Average RPI Win:	310	WON-LOST	WINNING	LAST 10	STRENGTH OF	OPP. STRENGTH	TEAM	ADJ.	CONF.	ADJ CONF.
Average RPI Loss:	218	RECORD	PCT. RANK	GAMES	SCHEDULE	OF SCHEDULE	RPI	RPI	RPI	RPI
DIV. I ONLY	4- 15	304	3- 7	323	321	334	334	31	31	
DIV. I NON-CONF.	1- 11	331	0- 5	304	298	345	345	30	30	
-----										
TOTALS	RPI 1-25	RPI 26-50	W-L RECORDS	RPI 51-100	RPI 101-999	RPI 201+				
4- 15	0- 0	0- 1	OVERALL	0- 1	4- 13	4- 11				
3- 3	0- 0	0- 1	HOME	0- 0	3- 2	3- 2				
1- 12	0- 0	0- 0	AWAY	0- 1	1- 11	1- 9				
0- 0	0- 0	0- 0	NEUTRAL	0- 0	0- 0	0- 0				
1- 11	0- 0	0- 1	NON-CONFERENCE	0- 1	1- 9	1- 7				
1- 2	0- 0	0- 1	HOME	0- 0	1- 1	1- 1				
0- 9	0- 0	0- 0	AWAY	0- 1	0- 8	0- 6				
0- 0	0- 0	0- 0	NEUTRAL	0- 0	0- 0	0- 0				
3- 4	0- 0	0- 0	CONFERENCE	0- 0	3- 4	3- 4				
2- 1	0- 0	0- 0	HOME	0- 0	2- 1	2- 1				
1- 3	0- 0	0- 0	AWAY	0- 0	1- 3	1- 3				
0- 0	0- 0	0- 0	NEUTRAL	0- 0	0- 0	0- 0				

RPI	S	Opponent	Score	RPI	S	Opponent	Score	RPI	S	Opponent	Score	RPI	S	Opponent	Score	Team's RPI: 334
38	H	Oregon St.	44 97	76	A	El on	50 78	130	A	Iowa St.	58 99	148	A	Colorado St.	48 85	
								209	H	Norfol k St.	60 75	224	A	N. C. A&T	54 67	
								226	A	East Carol ina	61 73	250	A	Howard	54 69	
								257	H	Campbel l	51 58	259	A	Presbyteri an	60 69	
								276	A	UNCW	63 89	277	A	Wofford	56 77	
								285	A	Coastal Caro.	65 68	287	H	Morgan St.	60 57	
								293	H	Coppin St.	60 52	305	A	USC Upstate	61 66	
								309	A	UMES	73 84	311	A	Del aware St.	74 67	
								349	H	Longwood	87 75					
LAST 12 Division I GAMES:																
224	A	N. C. A&T	54 67	311	A	Del aware St.	74 67									
309	A	UMES	73 84	305	A	USC Upstate	61 66									
250	A	Howard	54 69	257	H	Campbel l	51 58									
287	H	Morgan St.	60 57	76	A	El on	50 78									
293	H	Coppin St.	60 52	259	A	Presbyteri an	60 69									
209	H	Norfol k St.	60 75	226	A	East Carol ina	61 73									

Non-Div I Games: Johnson &amp; Wales (NC) 8 51

N. C. Central



NC State											
Average RPI	Win:	119	WON-LOST	WINNING	LAST 10	STRENGTH OF	OPP. STRENGTH	TEAM	ADJ.	CONF.	ADJ CONF.
Average RPI	Loss:	21	RECORD	PCT. RANK	GAMES	SCHEDULE	OF SCHEDULE	RPI	RPI	RPI	RPI
DIV. I ONLY			17- 5	35	7- 3	20	30	17	17	1	1
DIV. I NON-CONF.			11- 2	23	3- 0	76	54	23	23	1	1
-----											
TOTALS	RPI 1-25		RPI 26-50		W-L RECORDS	RPI 51-100		RPI 101-999		RPI 201+	
17- 5	1- 3		0- 2		OVERALL	7- 0		9- 0		2- 0	
10- 2	1- 1		0- 1		HOME	4- 0		5- 0		1- 0	
6- 2	0- 2		0- 0		AWAY	2- 0		4- 0		1- 0	
1- 1	0- 0		0- 1		NEUTRAL	1- 0		0- 0		0- 0	
11- 2	0- 1		0- 1		NON-CONFERENCE	4- 0		7- 0		2- 0	
8- 0	0- 0		0- 0		HOME	3- 0		5- 0		1- 0	
2- 1	0- 1		0- 0		AWAY	0- 0		2- 0		1- 0	
1- 1	0- 0		0- 1		NEUTRAL	1- 0		0- 0		0- 0	
6- 3	1- 2		0- 1		CONFERENCE	3- 0		2- 0		0- 0	
2- 2	1- 1		0- 1		HOME	1- 0		0- 0		0- 0	
4- 1	0- 1		0- 0		AWAY	2- 0		2- 0		0- 0	
0- 0	0- 0		0- 0		NEUTRAL	0- 0		0- 0		0- 0	

RPI 1-25				Team's RPI: 17				RPI 26-50				RPI 51-100				RPI 101+			
RPI	S	Opponent	Score		RPI	S	Opponent	Score		RPI	S	Opponent	Score		RPI	S	Opponent	Score	
5	H	Louisville	47	55	28	H	Virginia	63	73	73	H	Georgia Tech	56	43	103	A	Wake Forest	82	68
15	A	Duke	56	69	40	N	South Dakota St.	67	75	74	A	Virginia Tech	68	51	116	H	Jacksonville	64	44
19	A	Rutgers	53	57						76	H	Elon	70	57	118	A	Clemson	62	41
25	H	Syracuse	60	56						85	N	Alabama	68	49	125	H	Georgetown	63	49
										86	A	North Carolina	66	53	127	H	ETSU	70	58
										88	H	South Ala.	71	50	128	A	Vanderbilt	83	72
										92	H	Tulane	79	55	146	H	Davidson	73	49
															240	H	UNC Asheville	87	55
															320	A	Old Dominion	73	56
-----																			
LAST 12 Division I GAMES:																			
118	A	Clemson	62	41	28	H	Virginia	63	73	5	H	Louisville	47	55					
103	A	Wake Forest	82	68	5	H	Louisville	47	55	74	A	Virginia Tech	68	51					
86	A	North Carolina	66	53						128	A	Vanderbilt	83	72					
25	H	Syracuse	60	56						76	H	Elon	70	57					
73	H	Georgia Tech	56	43						127	H	ETSU	70	58					
15	A	Duke	56	69															

Non-Div I Games:

NC State

NJIT		Average RPI Win: 291	WON-LOST RECORD	WINNING PCT. RANK	LAST 10 GAMES	STRENGTH OF SCHEDULE	OPP. STRENGTH OF SCHEDULE	TEAM RPI	ADJ. RPI	CONF. RPI	ADJ CONF. RPI
		Average RPI Loss: 202									
DIV. I ONLY		2- 18	334	2- 8	266	335	341	341	22	22	
DIV. I NON-CONF.		1- 13	336	1- 4	283	344	346	346	21	21	
-----											
TOTALS		RPI 1-25	RPI 26-50	W-L RECORDS	RPI 51-100	RPI 101-999	RPI 201+				
2- 18		0- 0	0- 2	OVERALL	0- 0	2- 16	2- 9				
2- 9		0- 0	0- 0	HOME	0- 0	2- 9	2- 7				
0- 9		0- 0	0- 2	AWAY	0- 0	0- 7	0- 2				
0- 0		0- 0	0- 0	NEUTRAL	0- 0	0- 0	0- 0				
1- 13		0- 0	0- 1	NON-CONFERENCE	0- 0	1- 12	1- 7				
1- 6		0- 0	0- 0	HOME	0- 0	1- 6	1- 5				
0- 7		0- 0	0- 1	AWAY	0- 0	0- 6	0- 2				
0- 0		0- 0	0- 0	NEUTRAL	0- 0	0- 0	0- 0				
1- 5		0- 0	0- 1	CONFERENCE	0- 0	1- 4	1- 2				
1- 3		0- 0	0- 0	HOME	0- 0	1- 3	1- 2				
0- 2		0- 0	0- 1	AWAY	0- 0	0- 1	0- 0				
0- 0		0- 0	0- 0	NEUTRAL	0- 0	0- 0	0- 0				

RPI 1-25				RPI 26-50				RPI 51-100				RPI 101+ Team's RPI: 341			
RPI	S	Opponent	Score	RPI	S	Opponent	Score	RPI	S	Opponent	Score	RPI	S	Opponent	Score
				34	A	FGCU	66 90					107	A	Dartmouth	50 81
				40	A	South Dakota St.	48 92					109	H	Penn	38 77
												116	H	Jacksonville	58 88
												161	A	Binghamton	36 67
												173	A	Lehigh	50 64
												175	A	Stetson	55 73
												190	A	Army West Point	49 79
												245	H	North Florida	75 65
												251	H	Lipscomb	58 74
												263	H	Fairleigh Dickinson	70 74
												265	H	Rider	64 79
												266	A	North Dakota St.	58 105
												274	H	LIU Brooklyn	49 67
												280	H	Cornell	46 61
												287	A	Morgan St.	43 55
												305	H	USC Upstate	57 95
												336	H	Long Beach St.	73 57
												343	H	Saint Peter's	52 59
-----															
LAST 12 Division I GAMES:															
				251	H	Lipscomb	58 74	280	H	Cornell	46 61				
				245	H	North Florida	75 65	109	H	Penn	38 77				
				116	H	Jacksonville	58 88	336	H	Long Beach St.	73 57				
				175	A	Stetson	55 73	265	H	Rider	64 79				
				34	A	FGCU	66 90	161	A	Binghamton	36 67				
				305	H	USC Upstate	57 95	173	A	Lehigh	50 64				

Non-Div I Games: St. Joseph's (Brkln)106 42

NJIT

Average RPI Win:	237	WON-LOST	WINNING	LAST 10	STRENGTH OF	OPP. STRENGTH	TEAM	ADJ.	CONF.	ADJ CONF.
Average RPI Loss:	115	RECORD	PCT. RANK	GAMES	SCHEDULE	OF SCHEDULE	RPI	RPI	RPI	RPI
DIV. I ONLY	16- 4	30	7- 3	262	231	84	84	15	15	
DIV. I NON-CONF.	9- 1	20	1- 1	308	292	82	82	18	18	
-----										
TOTALS	RPI 1-25	RPI 26-50	W-L RECORDS	RPI 51-100	RPI 101-999	RPI 201+				
16- 4	0- 0	0- 0	OVERALL	0- 2	16- 2	12- 0				
11- 0	0- 0	0- 0	HOME	0- 0	11- 0	9- 0				
5- 4	0- 0	0- 0	AWAY	0- 2	5- 2	3- 0				
0- 0	0- 0	0- 0	NEUTRAL	0- 0	0- 0	0- 0				
9- 1	0- 0	0- 0	NON-CONFERENCE	0- 1	9- 0	8- 0				
6- 0	0- 0	0- 0	HOME	0- 0	6- 0	6- 0				
3- 1	0- 0	0- 0	AWAY	0- 1	3- 0	2- 0				
0- 0	0- 0	0- 0	NEUTRAL	0- 0	0- 0	0- 0				
7- 3	0- 0	0- 0	CONFERENCE	0- 1	7- 2	4- 0				
5- 0	0- 0	0- 0	HOME	0- 0	5- 0	3- 0				
2- 3	0- 0	0- 0	AWAY	0- 1	2- 2	1- 0				
0- 0	0- 0	0- 0	NEUTRAL	0- 0	0- 0	0- 0				

RPI 1-25				RPI 26-50				RPI 51-100 Team's RPI: 84				RPI 101+			
RPI	S	Opponent	Score	RPI	S	Opponent	Score	RPI	S	Opponent	Score	RPI	S	Opponent	Score
								71	A	American	41 46	144	A	Bucknell I	39 47
								72	A	New Mexico	87 94	171	A	Marist	77 70
												173	A	Lehigh	63 66
												173	H	Lehigh	53 50
												190	H	Army West Point	70 44
												193	A	Boston U.	64 59
												209	H	Norfolk St.	70 51
												223	A	Holy Cross	65 58
												225	A	Richmond	76 56
												229	H	St. Bonaventure	86 48
												235	H	Lafayette	65 59
												239	H	Loyola Maryland	73 44
												265	H	Rider	63 44
												266	H	North Dakota St.	67 54
												270	H	Colgate	70 54
												274	A	LIU Brooklyn	79 47
												302	H	Monmouth	73 49
												322	H	Air Force	71 64
-----															
								LAST 12 Division I GAMES:							
								173	H	Lehigh	53 50	270	H	Colgate	70 54
								144	A	Bucknell I	39 47	71	A	American	41 46
								193	A	Boston U.	64 59	173	A	Lehigh	63 66
								235	H	Lafayette	65 59	239	H	Loyola Maryland	73 44
								190	H	Army West Point	70 44	274	A	LIU Brooklyn	79 47
								223	A	Holy Cross	65 58	72	A	New Mexico	87 94

Non-Div I Games: Emory &amp; Henry 88 57

Navy

Average RPI Win:	145	WON-LOST	WINNING	LAST 10	STRENGTH OF	OPP. STRENGTH	TEAM	ADJ.	CONF.	ADJ CONF.
Average RPI Loss:	49	RECORD	PCT. RANK	GAMES	SCHEDULE	OF SCHEDULE	RPI	RPI	RPI	RPI
DIV. I ONLY	16- 6	58	7- 3	51	36	50	50	3	3	
DIV. I NON-CONF.	9- 4	82	2- 1	207	62	123	123	4	4	
-----										
TOTALS	RPI 1-25	RPI 26-50	W-L RECORDS	RPI 51-100	RPI 101-999	RPI 201+				
16- 6	1- 3	3- 1	OVERALL	3- 1	9- 1	4- 0				
7- 5	0- 2	2- 1	HOME	1- 1	4- 1	2- 0				
8- 0	1- 0	1- 0	AWAY	2- 0	4- 0	1- 0				
1- 1	0- 1	0- 0	NEUTRAL	0- 0	1- 0	1- 0				
9- 4	0- 1	0- 1	NON-CONFERENCE	2- 1	7- 1	4- 0				
5- 3	0- 0	0- 1	HOME	1- 1	4- 1	2- 0				
3- 0	0- 0	0- 0	AWAY	1- 0	2- 0	1- 0				
1- 1	0- 1	0- 0	NEUTRAL	0- 0	1- 0	1- 0				
7- 2	1- 2	3- 0	CONFERENCE	1- 0	2- 0	0- 0				
2- 2	0- 2	2- 0	HOME	0- 0	0- 0	0- 0				
5- 0	1- 0	1- 0	AWAY	1- 0	2- 0	0- 0				
0- 0	0- 0	0- 0	NEUTRAL	0- 0	0- 0	0- 0				

RPI 1-25				RPI 26-50				Team's RPI: 50				RPI 51-100				RPI 101+			
RPI	S	Opponent	Score	RPI	S	Opponent	Score	RPI	S	Opponent	Score	RPI	S	Opponent	Score	RPI	S	Opponent	Score
6	H	Ohio St.	61 73	30	A	Iowa	92 74	53	A	Minnesota	79 74	118	H	Clemson	66 67				
19	A	Rutgers	52 42	30	H	Iowa	74 65	79	H	Washington St.	61 73	134	H	SIUE	62 53				
23	H	Michigan	64 69	44	H	Creighton	49 64	93	H	Arkansas	80 69	135	A	Kansas	66 49				
24	N	Buffalo	72 82	47	H	Purdue	75 51	95	A	Drake	89 84	176	A	Northwestern	69 59				

Average RPI Win: 227  
Average RPI Loss: 103

WON-LOST  
RECORD

WINNING  
PCT. RANK

LAST 10  
GAMES

STRENGTH OF  
SCHEDULE

OPP. STRENGTH  
OF SCHEDULE

TEAM  
RPI

ADJ.  
RPI

CONF.  
RPI

ADJ CONF.  
RPI

DIV. I ONLY	10- 8	140	5- 4	176	105	164	164	16	16
DIV. I NON-CONF.	6- 4	122	3- 0	147	71	136	136	16	16
<hr/>									
TOTALS	RPI 1-25	RPI 26-50	W-L RECORDS	RPI 51-100	RPI 101-999	RPI 201+			
10- 8	0- 1	0- 1	OVERALL	0- 4	10- 2	7- 2			
7- 3	0- 1	0- 0	HOME	0- 1	7- 1	5- 1			
2- 4	0- 0	0- 0	AWAY	0- 3	2- 1	1- 1			
1- 1	0- 0	0- 1	NEUTRAL	0- 0	1- 0	1- 0			
6- 4	0- 1	0- 1	NON-CONFERENCE	0- 1	6- 1	5- 1			
4- 2	0- 1	0- 0	HOME	0- 0	4- 1	3- 1			
1- 1	0- 0	0- 0	AWAY	0- 1	1- 0	1- 0			
1- 1	0- 0	0- 1	NEUTRAL	0- 0	1- 0	1- 0			
4- 4	0- 0	0- 0	CONFERENCE	0- 3	4- 1	2- 1			
3- 1	0- 0	0- 0	HOME	0- 1	3- 0	2- 0			
1- 3	0- 0	0- 0	AWAY	0- 2	1- 1	0- 1			
0- 0	0- 0	0- 0	NEUTRAL	0- 0	0- 0	0- 0			

RPI 1-25				RPI 26-50				RPI 51-100				RPI 101+ Team's RPI: 164			
RPI	S	Opponent	Score	RPI	S	Opponent	Score	RPI	S	Opponent	Score	RPI	S	Opponent	Score
2	H	UConn	57 88	38	N	Oregon St.	49 89	54	A	Wyoming	60 66	132	H	Portland St.	67 55
								54	H	Wyoming	62 65	192	H	Fresno St.	90 73
								72	A	New Mexico	68 72	200	A	Boise St.	72 68
								81	A	Utah	61 87	208	N	Montana St.	67 53
												213	A	Seattle U	74 65
												219	H	SMU	80 72
												227	H	Pepperdine	72 77
												248	H	San Jose St.	91 63
												258	H	Santa Clara	52 41
												273	H	Sacramento St.	95 68
												295	A	Utah St.	57 79
												322	H	Air Force	70 60
<hr/>															
LAST 12 Division I GAMES:															
				54	H	Wyoming	62 65	72	A	New Mexico	68 72				
				200	A	Boise St.	72 68	192	H	Fresno St.	90 73				
				248	H	San Jose St.	91 63	258	H	Santa Clara	52 41				
				295	A	Utah St.	57 79	213	A	Seattle U	74 65				
				322	H	Air Force	70 60	208	N	Montana St.	67 53				
				54	A	Wyoming	60 66	38	N	Oregon St.	49 89				

Non-Div I Games: Stanislaus St. 81 60

Nevada

Loss, Non-Conf, S Site, H Home A Away N Neutral

Average RPI Win: 257

Average RPI Loss: 145

WON-LOST  
RECORDWINNING  
PCT. RANKLAST 10  
GAMESSTRENGTH OF  
SCHEDULEOPP. STRENGTH  
OF SCHEDULETEAM  
RPIADJ.  
RPICONF.  
RPIADJ CONF.  
RPIDIV. I ONLY  
DIV. I NON-CONF.13- 7  
8- 488  
877- 3  
3- 1322  
336216  
184179  
187179  
18720  
2420  
24

TOTALS

RPI 1-25

RPI 26-50

W-L RECORDS

RPI 51-100

RPI 101-999

RPI 201+

13- 7  
6- 2  
6- 4  
1- 10- 0  
0- 0  
0- 0  
0- 00- 0  
0- 0  
0- 0  
0- 0OVERALL  
HOME  
AWAY  
NEUTRAL0- 2  
0- 1  
0- 1  
0- 013- 5  
6- 1  
6- 3  
1- 110- 1  
4- 0  
5- 0  
1- 18- 4  
4- 0  
3- 3  
1- 10- 0  
0- 0  
0- 0  
0- 00- 0  
0- 0  
0- 0  
0- 0NON-CONFERENCE  
HOME  
AWAY  
NEUTRAL0- 0  
0- 0  
0- 0  
0- 08- 4  
4- 0  
3- 3  
1- 16- 1  
2- 0  
3- 0  
1- 15- 3  
2- 2  
3- 1  
0- 00- 0  
0- 0  
0- 0  
0- 00- 0  
0- 0  
0- 0  
0- 0CONFERENCE  
HOME  
AWAY  
NEUTRAL0- 2  
0- 1  
0- 1  
0- 05- 1  
2- 1  
3- 0  
0- 04- 0  
2- 0  
2- 0  
0- 0

RPI S Opponent Score

RPI S Opponent Score

RPI S Opponent Score

RPI S Opponent Score Team's RPI: 179

67 A Albany (NY)  
82 H Maine53 66  
46 56

107	A	Dartmouth	49	57
153	H	Northeastern	65	50
161	A	Binghamton	63	61
161	H	Binghamton	52	54
180	A	Boston College	55	64
193	H	Boston U.	72	57
195	A	Xavier	66	71
221	N	La Salle	51	59
222	A	Stony Brook	51	50
238	H	Manhattan	68	55
256	A	Sacred Heart	74	47
260	N	Fairfield	71	61
278	A	Bryant	74	65
280	H	Cornell	48	45
292	A	Vermont	52	49
326	A	Wagner	65	53
331	H	UMBC	56	51
348	H	UMass Lowell	66	45

LAST 12 Division I GAMES:

161	H	Binghamton	52	54	67	A	Albany (NY)	53	66
82	H	Maine	46	56	331	H	UMBC	56	51
222	A	Stony Brook	51	50	280	H	Cornell	48	45
292	A	Vermont	52	49	256	A	Sacred Heart	74	47
348	H	UMass Lowell	66	45	180	A	Boston College	55	64
161	A	Binghamton	63	61	238	H	Manhattan	68	55

Average RPI Win:	172	WON-LOST	WINNING	LAST 10	STRENGTH OF	OPP. STRENGTH	TEAM	ADJ.	CONF.	ADJ CONF.
Average RPI Loss:	138	RECORD	PCT. RANK	GAMES	SCHEDULE	OF SCHEDULE	RPI	RPI	RPI	RPI
DIV. I ONLY	15- 6	64	5- 5	110	132	72	72	16	16	
DIV. I NON-CONF.	11- 1	13	2- 1	65	120	13	13	16	16	
-----										
TOTALS	RPI 1-25	RPI 26-50	W-L RECORDS	RPI 51-100	RPI 101-999	RPI 201+				
15- 6	1- 0	0- 1	OVERALL	2- 1	12- 4	4- 2				
12- 1	1- 0	0- 0	HOME	2- 0	9- 1	2- 0				
3- 5	0- 0	0- 1	AWAY	0- 1	3- 3	2- 2				
0- 0	0- 0	0- 0	NEUTRAL	0- 0	0- 0	0- 0				
11- 1	1- 0	0- 1	NON-CONFERENCE	2- 0	8- 0	3- 0				
9- 0	1- 0	0- 0	HOME	2- 0	6- 0	2- 0				
2- 1	0- 0	0- 1	AWAY	0- 0	2- 0	1- 0				
0- 0	0- 0	0- 0	NEUTRAL	0- 0	0- 0	0- 0				
4- 5	0- 0	0- 0	CONFERENCE	0- 1	4- 4	1- 2				
3- 1	0- 0	0- 0	HOME	0- 0	3- 1	0- 0				
1- 4	0- 0	0- 0	AWAY	0- 1	1- 3	1- 2				
0- 0	0- 0	0- 0	NEUTRAL	0- 0	0- 0	0- 0				

RPI 1-25				RPI 26-50				RPI 51-100 Team's RPI: 72				RPI 101+			
RPI	S	Opponent	Score	RPI	S	Opponent	Score	RPI	S	Opponent	Score	RPI	S	Opponent	Score
20	H	Marquette	88 87	37	A	Oklahoma	63 105	54	A	Wyoming	55 66	104	H	UNLV	66 68
								84	H	Navy	94 87	117	A	UTEP	59 35
								98	H	Western Mich.	88 76	136	H	Lamar University	90 58
												148	A	Colorado St.	71 74
												149	H	Wichita St.	76 62
												164	H	Nevada	72 68
												177	H	UC Irvine	83 61
												192	H	Fresno St.	88 75
												194	H	Illinois	97 68
												200	H	Boise St.	100 83
												232	H	Texas Tech	90 56
												237	A	San Diego St.	89 97
												248	A	San Jose St.	86 95
												249	A	New Mexico St.	101 93
												249	H	New Mexico St.	86 75
												322	A	Air Force	88 59
-----															
LAST 12 Division I GAMES:															
148	A	Colorado St.	71 74	200	H	Boise St.	100 83	164	H	Nevada	72 68	322	A	Air Force	88 59
237	A	San Diego St.	89 97	136	H	Lamar University	90 58	37	A	Oklahoma	63 105	84	H	Navy	94 87
104	H	UNLV	66 68	54	A	Wyoming	55 66								
192	H	Fresno St.	88 75												
54	A	Wyoming	55 66												
248	A	San Jose St.	86 95												

Non-Div I Games: Northern N.M. 107 66

New Mexico

Average RPI Win:

261

Average RPI Loss:

158

WON-LOST  
RECORDWINNING  
PCT. RANKLAST 10  
GAMESSTRENGTH OF  
SCHEDULEOPP. STRENGTH  
OF SCHEDULETEAM  
RPIADJ.  
RPICONF.  
RPIADJ CONF.  
RPIDIV. I ONLY  
DIV. I NON-CONF.9- 9  
4- 8169  
2396- 3  
2- 3304  
253239  
191249  
265249  
26530  
3130  
31

TOTALS

RPI 1-25

RPI 26-50

W-L RECORDS

RPI 51-100

RPI 101-999

RPI 201+



9- 9  
6- 3  
3- 3  
0- 30- 0  
0- 0  
0- 0  
0- 00- 0  
0- 0  
0- 0  
0- 0OVERALL  
HOME  
AWAY  
NEUTRAL0- 4  
0- 2  
0- 1  
0- 19- 5  
6- 1  
3- 2  
0- 28- 3  
5- 0  
3- 2  
0- 14- 8  
2- 3  
2- 2  
0- 30- 0  
0- 0  
0- 0  
0- 00- 0  
0- 0  
0- 0  
0- 0NON-CONFERENCE  
HOME  
AWAY  
NEUTRAL0- 4  
0- 2  
0- 1  
0- 14- 4  
2- 1  
2- 1  
0- 23- 2  
1- 0  
2- 1  
0- 15- 1  
4- 0  
1- 1  
0- 00- 0  
0- 0  
0- 0  
0- 00- 0  
0- 0  
0- 0  
0- 0CONFERENCE  
HOME  
AWAY  
NEUTRAL0- 0  
0- 0  
0- 0  
0- 05- 1  
4- 0  
1- 1  
0- 05- 1  
4- 0  
1- 1  
0- 0



RPI S Opponent Score


RPI S Opponent Score



RPI S Opponent Score


RPI S Opponent Score Team's RPI: 249


72  New Mexico 75  86



72  New Mexico 93  101



93 N Arkansas 60  69


98  Western Mich. 55  64


117  UTEP 76 68


153 N Northeastern 64  65


198  UC Santa Barbara 47  77


213  Seattle U 59  69


227  Pepperdine 86 64



241 N Texas Southern 50  66


247  CSU Bakersfield 56 48


255  UMKC 70 62


262  A&M-Corpus Christi 70 61

264  Grand Canyon 64 60


279  Arizona 44  83


304  Utah Valley 82 72



336  Long Beach St. 72 63


339  Chicago St. 74 59


LAST 12 Division I GAMES:


255  UMKC 70 62



304  Utah Valley 82 72


213  Seattle U 59  69


247  CSU Bakersfield 56 48


264  Grand Canyon 64 60



339  Chicago St. 74 59


198  UC Santa Barbara 47  77

336  Long Beach St. 72 63

153 N Northeastern 64  65

227  Pepperdine 86 64

279  Arizona 44  83





117  UTEP 76 68

Non-Div I Games:

Tex. Permian Basin 85 58

Western N.M. 89 60

New Mexico St.

 Loss,  Non-Conf, S Site,  Home  Away N Neutral



Average RPI	Win:	268	WON-LOST	WINNING	LAST 10	STRENGTH OF	OPP. STRENGTH	TEAM	ADJ.	CONF.	ADJ CONF.
Average RPI	Loss:	109	RECORD	PCT. RANK	GAMES	SCHEDULE	OF SCHEDULE	RPI	RPI	RPI	RPI
DIV. I ONLY		10- 10	169	7- 3	187	217	181	181	25	25	
DIV. I NON-CONF.		3- 7	254	2- 0	70	116	190	190	25	25	
-----											
TOTALS	RPI 1-25		RPI 26-50		W-L RECORDS	RPI 51-100		RPI 101-999		RPI 201+	
10- 10	0- 1		0- 1		OVERALL	1- 3		9- 5		9- 1	
6- 3	0- 0		0- 1		HOME	0- 0		6- 2		6- 0	
4- 7	0- 0		0- 0		AWAY	1- 1		3- 0		3- 0	
0- 0	0- 0		0- 0		NEUTRAL	0- 0		0- 0		0- 0	
3- 7	0- 1		0- 1		NON-CONFERENCE	0- 3		3- 2		3- 0	
2- 2	0- 0		0- 1		HOME	0- 0		2- 1		2- 0	
1- 5	0- 1		0- 0		AWAY	0- 3		1- 1		1- 0	
0- 0	0- 0		0- 0		NEUTRAL	0- 0		0- 0		0- 0	
7- 3	0- 0		0- 0		CONFERENCE	1- 0		6- 3		6- 1	
4- 1	0- 0		0- 0		HOME	0- 0		4- 1		4- 0	
3- 2	0- 0		0- 0		AWAY	1- 0		2- 2		2- 1	
0- 0	0- 0		0- 0		NEUTRAL	0- 0		0- 0		0- 0	

RPI 1-25				RPI 26-50				RPI 51-100				RPI 101+ Team's RPI: 181			
RPI	S	Opponent	Score	RPI	S	Opponent	Score	RPI	S	Opponent	Score	RPI	S	Opponent	Score
12	A	Missouri	45 81	48	H	Houston	66 78	59	A	Miami (FL)	46 76	113	H	SFA	67 74
								88	A	South Ala.	45 67	136	A	Lamar University	77 100
								92	A	Tulane	56 79	159	A	Louisiana	57 66
								96	A	Central Ark.	52 48	165	H	Jacksonville St.	54 59
												214	A	Abilene Christian	70 80
												216	H	CSUN	76 73
												241	H	Texas Southern	72 69
												262	H	A&M-Corpus Christi	66 49
												289	A	McNeese	77 64
												301	A	Incarnate Word	72 45
												301	H	Incarnate Word	52 50
												314	H	Northwestern St.	81 63
												327	H	Houston Baptist	70 52
												332	A	La. -Monroe	89 51
-----															
LAST 12 Division I GAMES:															
301	A	Incarnate Word	72 45	289	A	McNeese	77 64	136	A	Lamar University	77 100	327	H	Houston Baptist	70 52
314	H	Northwestern St.	81 63	136	A	Lamar University	77 100	214	A	Abilene Christian	70 80	241	H	Texas Southern	72 69
301	H	Incarnate Word	52 50	327	H	Houston Baptist	70 52	332	A	La. -Monroe	89 51				
96	A	Central Ark.	52 48												
262	H	A&M-Corpus Christi	66 49												
113	H	SFA	67 74												

Non-Div I Games: Xavier (LA) 85 50

New Orleans

■ Loss, 
 ■ Non-Conf, 
 ■ S Site, 
 ■ Home 
 ■ A Away 
 N Neutral

Average RPI Win:	228	WON-LOST	WINNING	LAST 10	STRENGTH OF	OPP. STRENGTH	TEAM	ADJ.	CONF.	ADJ CONF.
Average RPI Loss:	145	RECORD	PCT. RANK	GAMES	SCHEDULE	OF SCHEDULE	RPI	RPI	RPI	RPI
DIV. I ONLY	8- 13	246	5- 5	138	226	212	212	27	27	
DIV. I NON-CONF.	3- 8	268	2- 0	61	168	200	200	26	26	
-----										
TOTALS	RPI 1-25	RPI 26-50	W-L RECORDS	RPI 51-100	RPI 101-999	RPI 201+				
8- 13	1- 1	0- 1	OVERALL	0- 2	7- 9	5- 3				
4- 5	1- 0	0- 1	HOME	0- 1	3- 3	2- 0				
3- 7	0- 1	0- 0	AWAY	0- 1	3- 5	2- 3				
1- 1	0- 0	0- 0	NEUTRAL	0- 0	1- 1	1- 0				
3- 8	1- 1	0- 1	NON-CONFERENCE	0- 0	2- 6	2- 1				
1- 3	1- 0	0- 1	HOME	0- 0	0- 2	0- 0				
1- 4	0- 1	0- 0	AWAY	0- 0	1- 3	1- 1				
1- 1	0- 0	0- 0	NEUTRAL	0- 0	1- 1	1- 0				
5- 5	0- 0	0- 0	CONFERENCE	0- 2	5- 3	3- 2				
3- 2	0- 0	0- 0	HOME	0- 1	3- 1	2- 0				
2- 3	0- 0	0- 0	AWAY	0- 1	2- 2	1- 2				
0- 0	0- 0	0- 0	NEUTRAL	0- 0	0- 0	0- 0				

RPI 1-25				RPI 26-50				RPI 51-100				RPI 101+ Team's RPI: 212			
RPI	S	Opponent	Score	RPI	S	Opponent	Score	RPI	S	Opponent	Score	RPI	S	Opponent	Score
22	A	Maryl and	65 92	42	H	Drexel	65 66	58	A	Qui nni pi ac	61 77	131	H	Cl evel and St.	61 70
24	H	Buffal o	75 62					58	H	Qui nni pi ac	55 84	154	A	Hartford	65 83
												155	H	Saint Joseph' s	69 93
												159	N	Loui si ana	52 68
												171	H	Mari st	78 84
												182	A	Oakl and	59 67
												197	A	Si ena	73 68
												197	H	Si ena	65 50
												211	N	Loui si ana Tech	73 67
												229	A	St. Bonaventure	58 76
												238	H	Manhattan	65 64
												260	A	Fai rfi el d	53 59
												265	A	Ri der	58 65
												270	A	Col gate	81 44
												342	H	I ona	73 59
												343	A	Sai nt Peter' s	87 52
-----															
LAST 12 Division I GAMES:															
58	H	Qui nni pi ac	55 84	197	A	Si ena	73 68								
171	H	Mari st	78 84	58	A	Qui nni pi ac	61 77								
343	A	Sai nt Peter' s	87 52	260	A	Fai rfi el d	53 59								
265	A	Ri der	58 65	342	H	I ona	73 59								
197	H	Si ena	65 50	270	A	Col gate	81 44								
238	H	Manhattan	65 64	24	H	Buffal o	75 62								

Non-Div I Games:

Niagara

Average RPI Win:	315	WON-LOST	WINNING	LAST 10	STRENGTH OF	OPP. STRENGTH	TEAM	ADJ.	CONF.	ADJ CONF.
Average RPI Loss:	162	RECORD	PCT. RANK	GAMES	SCHEDULE	OF SCHEDULE	RPI	RPI	RPI	RPI
DIV. I ONLY	5- 12	280	3- 7	291	297	282	282	25	25	
DIV. I NON-CONF.	2- 6	280	1- 2	161	264	237	237	25	25	
-----										
TOTALS	RPI 1-25	RPI 26-50	W-L RECORDS	RPI 51-100	RPI 101-999	RPI 201+				
5- 12	0- 1	0- 1	OVERALL	0- 1	5- 9	5- 5				
0- 6	0- 1	0- 0	HOME	0- 1	0- 4	0- 1				
5- 5	0- 0	0- 1	AWAY	0- 0	5- 4	5- 3				
0- 1	0- 0	0- 0	NEUTRAL	0- 0	0- 1	0- 1				
2- 6	0- 1	0- 1	NON-CONFERENCE	0- 0	2- 4	2- 2				
0- 2	0- 1	0- 0	HOME	0- 0	0- 1	0- 0				
2- 3	0- 0	0- 1	AWAY	0- 0	2- 2	2- 1				
0- 1	0- 0	0- 0	NEUTRAL	0- 0	0- 1	0- 1				
3- 6	0- 0	0- 0	CONFERENCE	0- 1	3- 5	3- 3				
0- 4	0- 0	0- 0	HOME	0- 1	0- 3	0- 1				
3- 2	0- 0	0- 0	AWAY	0- 0	3- 2	3- 2				
0- 0	0- 0	0- 0	NEUTRAL	0- 0	0- 0	0- 0				

RPI 1-25				RPI 26-50				RPI 51-100				RPI 101+ Team's RPI: 282			
RPI	S	Opponent	Score	RPI	S	Opponent	Score	RPI	S	Opponent	Score	RPI	S	Opponent	Score
9	H	Bayl or	43 85	35	A	LSU	50 65	96	H	Central Ark.	48 69	113	H	SFA	73 86
												116	H	Jacksonville	61 69
												130	A	Iowa St.	47 75
												136	H	Lamar University	61 76
												219	A	SMU	61 68
												236	N	Bradley	65 75
												262	A	A&M-Corpus Christi	55 76
												289	A	McNeese	61 54
												294	H	Southeastern La.	57 66
												301	A	Incarinate Word	62 64
												306	A	Jackson St.	90 64
												314	A	Northwestern St.	79 63
												327	A	Houston Baptist	73 61
												338	A	Mi ssi ssi ppi Val .	62 57
-----															
LAST 12 Division I GAMES:															
294	H	Southeastern La.	57 66	113	H	SFA	73 86								
136	H	Lamar University	61 76	301	A	Incarinate Word	62 64								
262	A	A&M-Corpus Christi	55 76	314	A	Northwestern St.	79 63								
96	H	Central Ark.	48 69	130	A	Iowa St.	47 75								
289	A	McNeese	61 54	9	H	Bayl or	43 85								
327	A	Houston Baptist	73 61	338	A	Mi ssi ssi ppi Val .	62 57								

Non-Div I Games: Spring Hill 78 70 Evangel 72 55 Southern-N. O. 83 45

Nicholls St.

Loss, Non-Conf, S Site, H Home A Away N Neutral

Average RPI Win:	291	WON-LOST	WINNING	LAST 10	STRENGTH OF	OPP. STRENGTH	TEAM	ADJ.	CONF.	ADJ CONF.
Average RPI Loss:	163	RECORD	PCT. RANK	GAMES	SCHEDULE	OF SCHEDULE	RPI	RPI	RPI	RPI
DIV. I ONLY	12- 6	78	9- 1	330	347	209	209	31	31	
DIV. I NON-CONF.	7- 5	132	5- 1	267	337	188	188	30	30	
-----										
TOTALS	RPI 1-25	RPI 26-50	W-L RECORDS	RPI 51-100	RPI 101-999	RPI 201+				
12- 6	0- 0	0- 0	OVERALL	0- 1	12- 5	11- 2				
4- 3	0- 0	0- 0	HOME	0- 0	4- 3	4- 1				
7- 2	0- 0	0- 0	AWAY	0- 1	7- 1	6- 1				
1- 1	0- 0	0- 0	NEUTRAL	0- 0	1- 1	1- 0				
7- 5	0- 0	0- 0	NON-CONFERENCE	0- 1	7- 4	6- 2				
2- 2	0- 0	0- 0	HOME	0- 0	2- 2	2- 1				
4- 2	0- 0	0- 0	AWAY	0- 1	4- 1	3- 1				
1- 1	0- 0	0- 0	NEUTRAL	0- 0	1- 1	1- 0				
5- 1	0- 0	0- 0	CONFERENCE	0- 0	5- 1	5- 0				
2- 1	0- 0	0- 0	HOME	0- 0	2- 1	2- 0				
3- 0	0- 0	0- 0	AWAY	0- 0	3- 0	3- 0				
0- 0	0- 0	0- 0	NEUTRAL	0- 0	0- 0	0- 0				

RPI 1-25				RPI 26-50				RPI 51-100				RPI 101+ Team's RPI: 209					
RPI	S	Opponent	Score	RPI	S	Opponent	Score	RPI	S	Opponent	Score	RPI	S	Opponent	Score		
								84	A	Navy	51	70	133	H	High Point	56	59
												138	A	William & Mary	80	74	
												142	N	Bowling Green	50	59	
												151	H	Bethune-Cookman	51	58	
												226	A	East Carolina	46	51	
												231	H	UNCG	64	63	
												239	H	Loyola Maryland	58	61	
												257	A	Campbell	53	27	
												275	N	St. Francis Brooklyn	52	51	
												281	H	Towson	86	76	
												293	H	Coppin St.	71	57	
												316	A	VCU	66	52	
												333	A	South Carolina St.	71	67	
												334	A	N.C. Central	75	60	
												335	H	Florida A&M	70	49	
												345	A	Savannah St.	78	58	
												349	A	Longwood	64	45	
LAST 12 Division I GAMES:																	
335	H	Florida A&M	70	49	349	A	Longwood	64	45	138	A	William & Mary	80	74			
151	H	Bethune-Cookman	51	58	257	A	Campbell	53	27	231	H	UNCG	64	63			
345	A	Savannah St.	78	58	281	H	Towson	86	76	226	A	East Carolina	46	51			
333	A	South Carolina St.	71	67													
334	A	N.C. Central	75	60													
293	H	Coppin St.	71	57													

Non-Div I Games:

Norfolk St.

Average RPI Win:	166	WON-LOST	WINNING	LAST 10	STRENGTH OF	OPP. STRENGTH	TEAM	ADJ.	CONF.	ADJ CONF.
Average RPI Loss:	84	RECORD	PCT. RANK	GAMES	SCHEDULE	OF SCHEDULE	RPI	RPI	RPI	RPI
DIV. I ONLY	14- 7	78	5- 5	64	87	86	86	1	1	
DIV. I NON-CONF.	10- 3	51	3- 1	108	280	101	101	1	1	
-----										
TOTALS	RPI 1-25	RPI 26-50	W-L RECORDS	RPI 51-100	RPI 101-999	RPI 201+				
14- 7	1- 2	0- 1	OVERALL	1- 2	12- 2	4- 1				
11- 4	1- 1	0- 0	HOME	1- 2	9- 1	3- 1				
1- 3	0- 1	0- 1	AWAY	0- 0	1- 1	0- 0				
2- 0	0- 0	0- 0	NEUTRAL	0- 0	2- 0	1- 0				
10- 3	0- 0	0- 0	NON-CONFERENCE	1- 2	9- 1	4- 1				
8- 3	0- 0	0- 0	HOME	1- 2	7- 1	3- 1				
0- 0	0- 0	0- 0	AWAY	0- 0	0- 0	0- 0				
2- 0	0- 0	0- 0	NEUTRAL	0- 0	2- 0	1- 0				
4- 4	1- 2	0- 1	CONFERENCE	0- 0	3- 1	0- 0				
3- 1	1- 1	0- 0	HOME	0- 0	2- 0	0- 0				
1- 3	0- 1	0- 1	AWAY	0- 0	1- 1	0- 0				
0- 0	0- 0	0- 0	NEUTRAL	0- 0	0- 0	0- 0				

RPI 1-25				RPI 26-50				RPI 51-100				Team's RPI : 86				RPI 101+			
RPI	S	Opponent	Score	RPI	S	Opponent	Score	RPI	S	Opponent	Score	RPI	S	Opponent	Score	RPI	S	Opponent	Score
7	A	Florida St.	65 103	28	A	Vi rgi ni a	70 82	53	H	Mi nnesota	88 83	103	A	Wake Forest	79 76				
15	H	Duke	92 86					65	H	Mercer	86 97	118	H	Cl emson	59 52				
17	H	NC State	53 66					88	H	South Ala.	84 85	143	N	Washi ngton	90 78				
												145	H	Col orado	87 80				
												154	H	Hartford	90 70				
												162	H	Pi ttsburgh	68 67				
												180	A	Boston Col lege	64 77				
												188	H	Furman	84 56				
												189	H	Radford	79 46				
												202	H	Hampton	66 70				
												252	N	Grambl ing	79 63				
												259	H	Presbyteri an	91 56				
												271	H	Appal achi an St.	56 43				
												276	H	UNCW	86 60				
LAST 12 Di vi si on I GAMES:																			
28	A	Virgi ni a	70 82	180	A	Boston Col lege	64 77												
15	H	Duke	92 86	7	A	Fl ori da St.	65 103												
17	H	NC State	53 66	65	H	Mercer	86 97												
103	A	Wake Forest	79 76	252	N	Grambl ing	79 63												
118	H	Cl emson	59 52	143	N	Washi ngton	90 78												
162	H	Pi ttsburgh	68 67	188	H	Furman	84 56												

Non-Div I Games:

North Carolina

Average RPI Win:	201	WON-LOST	WINNING	LAST 10	STRENGTH OF	OPP. STRENGTH	TEAM	ADJ.	CONF.	ADJ CONF.
Average RPI Loss:	119	RECORD	PCT. RANK	GAMES	SCHEDULE	OF SCHEDULE	RPI	RPI	RPI	RPI
DIV. I ONLY	8- 10	211	3- 7	76	217	152	152	19	19	
DIV. I NON-CONF.	5- 4	146	0- 1	56	197	67	67	14	14	
-----										
TOTALS	RPI 1-25	RPI 26-50	W-L RECORDS	RPI 51-100	RPI 101-999	RPI 201+				
8- 10	0- 1	1- 2	OVERALL	0- 1	7- 6	5- 2				
6- 2	0- 0	1- 0	HOME	0- 0	5- 2	4- 1				
1- 8	0- 1	0- 2	AWAY	0- 1	1- 4	1- 1				
1- 0	0- 0	0- 0	NEUTRAL	0- 0	1- 0	0- 0				
5- 4	0- 1	0- 2	NON-CONFERENCE	0- 1	5- 0	3- 0				
3- 0	0- 0	0- 0	HOME	0- 0	3- 0	2- 0				
1- 4	0- 1	0- 2	AWAY	0- 1	1- 0	1- 0				
1- 0	0- 0	0- 0	NEUTRAL	0- 0	1- 0	0- 0				
3- 6	0- 0	1- 0	CONFERENCE	0- 0	2- 6	2- 2				
3- 2	0- 0	1- 0	HOME	0- 0	2- 2	2- 1				
0- 4	0- 0	0- 0	AWAY	0- 0	0- 4	0- 1				
0- 0	0- 0	0- 0	NEUTRAL	0- 0	0- 0	0- 0				

RPI 1-25				RPI 26-50				RPI 51-100				RPI 101+ Team's RPI: 152			
RPI	S	Opponent	Score	RPI	S	Opponent	Score	RPI	S	Opponent	Score	RPI	S	Opponent	Score
9	A	Baylor	43 105	38	A	Oregon St.	55 65	75	A	South Dakota	71 76	129	A	Weber St.	69 80
				40	A	South Dakota St.	52 66					136	N	Lamar University	73 70
				49	H	Northern Colo.	78 70					137	H	UNI	80 72
												141	A	Idaho St.	46 57
												160	A	Idaho	75 80
												160	H	Idaho	64 78
												205	A	Eastern Wash.	70 74
												205	H	Eastern Wash.	81 79
												208	H	Montana St.	79 70
												230	H	Montana	43 54
												266	H	North Dakota St.	79 68
												288	H	Massachusetts	82 52
												315	A	UTSA	60 47
-----															
LAST 12 Division I GAMES:															
160	H	Idaho	64 78	230	H	Montana	43 54								
205	H	Eastern Wash.	81 79	205	A	Eastern Wash.	70 74								
49	H	Northern Colo.	78 70	160	A	Idaho	75 80								
129	A	Weber St.	69 80	75	A	South Dakota	71 76								
141	A	Idaho St.	46 57	266	H	North Dakota St.	79 68								
208	H	Montana St.	79 70	9	A	Baylor	43 105								

Non-Div I Games: Mayville St. 82 54 Southwest Minn. St. 85 62

North Dakota

Average RPI Win: **309**  
 Average RPI Loss: **148**

WON-LOST  
RECORD

WINNING  
PCT. RANK

LAST 10  
GAMES

STRENGTH OF  
SCHEDULE

OPP. STRENGTH  
OF SCHEDULE

TEAM  
RPI

ADJ.  
RPI

CONF.  
RPI

ADJ CONF.  
RPI

DIV. I ONLY	5- 13	287	2- 7	194	271	266	266	14	14
DIV. I NON-CONF.	4- 7	226	1- 3	274	317	271	271	15	15
<hr/>									
TOTALS	RPI 1-25	RPI 26-50	W-L RECORDS	RPI 51-100	RPI 101-999	RPI 201+			
5- 13	0- 0	0- 1	OVERALL	0- 3	5- 9	5- 2			
3- 3	0- 0	0- 0	HOME	0- 1	3- 2	3- 1			
1- 9	0- 0	0- 1	AWAY	0- 1	1- 7	1- 1			
1- 1	0- 0	0- 0	NEUTRAL	0- 1	1- 0	1- 0			
4- 7	0- 0	0- 0	NON-CONFERENCE	0- 2	4- 5	4- 1			
2- 2	0- 0	0- 0	HOME	0- 0	2- 2	2- 1			
1- 4	0- 0	0- 0	AWAY	0- 1	1- 3	1- 0			
1- 1	0- 0	0- 0	NEUTRAL	0- 1	1- 0	1- 0			
1- 6	0- 0	0- 1	CONFERENCE	0- 1	1- 4	1- 1			
1- 1	0- 0	0- 0	HOME	0- 1	1- 0	1- 0			
0- 5	0- 0	0- 1	AWAY	0- 0	0- 4	0- 1			
0- 0	0- 0	0- 0	NEUTRAL	0- 0	0- 0	0- 0			

RPI 1-25				RPI 26-50				RPI 51-100				RPI 101+				Team's RPI: 266
RPI	S	Opponent	Score	RPI	S	Opponent	Score	RPI	S	Opponent	Score	RPI	S	Opponent	Score	
				40	A	South Dakota St.	63 <b>83</b>	75	H	South Dakota	67 <b>82</b>	106	A	Milwaukee	38 <b>74</b>	
								84	A	Navy	54 <b>67</b>	119	A	Western Ill.	72 <b>97</b>	
								96	N	Central Ark.	45 <b>68</b>	145	A	Colorado	59 <b>108</b>	
												152	A	North Dakota	68 <b>79</b>	
												169	H	Cal Poly	69 <b>73</b>	
												191	A	Oral Roberts	48 <b>71</b>	
												199	A	Denver	79 <b>98</b>	
												233	A	Omaha	67 <b>80</b>	
												284	A	FIU	71 68	
												288	H	Massachusetts	82 70	
												303	H	Fort Wayne	72 56	
												319	H	UTRGV	79 <b>82</b>	
												331	N	UMBC	67 53	
												341	H	NJIT	105 58	
<hr/>																
LAST 12 Division I GAMES:																
119	A	Western Ill.	72 <b>97</b>	75	H	South Dakota	67 <b>82</b>	96	N	Central Ark.	45 <b>68</b>	284	A	FIU	71 68	
233	A	Omaha	67 <b>80</b>	169	H	Cal Poly	69 <b>73</b>	152	A	North Dakota	68 <b>79</b>					
303	H	Fort Wayne	72 56	319	H	UTRGV	79 <b>82</b>									
199	A	Denver	79 <b>98</b>													
191	A	Oral Roberts	48 <b>71</b>													
40	A	South Dakota St.	63 <b>83</b>													

Non-Div I Games: Valley City St. 67 58 Mayville St. 87 43 Dakota St. 97 42

North Dakota St.

Average RPI Win: 257  
Average RPI Loss: 165

WON-LOST  
RECORD

WINNING  
PCT. RANK

LAST 10  
GAMES

STRENGTH OF  
SCHEDULE

OPP. STRENGTH  
OF SCHEDULE

TEAM  
RPI

ADJ.  
RPI

CONF.  
RPI

ADJ CONF.  
RPI

DIV. I ONLY	6- 12	261	3- 6	208	222	245	245	22	22
DIV. I NON-CONF.	4- 8	239	1- 4	100	207	182	182	21	21
<hr/>									
TOTALS	RPI 1-25	RPI 26-50	W-L RECORDS	RPI 51-100	RPI 101-999	RPI 201+			
6- 12	0- 3	0- 1	OVERALL	0- 0	6- 8	5- 5			
3- 3	0- 0	0- 0	HOME	0- 0	3- 3	2- 2			
3- 8	0- 3	0- 1	AWAY	0- 0	3- 4	3- 2			
0- 1	0- 0	0- 0	NEUTRAL	0- 0	0- 1	0- 1			
4- 8	0- 3	0- 1	NON-CONFERENCE	0- 0	4- 4	3- 3			
2- 1	0- 0	0- 0	HOME	0- 0	2- 1	1- 1			
2- 6	0- 3	0- 1	AWAY	0- 0	2- 2	2- 1			
0- 1	0- 0	0- 0	NEUTRAL	0- 0	0- 1	0- 1			
2- 4	0- 0	0- 0	CONFERENCE	0- 0	2- 4	2- 2			
1- 2	0- 0	0- 0	HOME	0- 0	1- 2	1- 1			
1- 2	0- 0	0- 0	AWAY	0- 0	1- 2	1- 1			
0- 0	0- 0	0- 0	NEUTRAL	0- 0	0- 0	0- 0			

RPI 1-25				RPI 26-50				RPI 51-100				RPI 101+ Team's RPI: 245			
RPI	S	Opponent	Score	RPI	S	Opponent	Score	RPI	S	Opponent	Score	RPI	S	Opponent	Score
7	A	Florida St.	51 109	39	A	West Virginia	59 87					116	H	Jacksonville	48 66
16	A	Georgia	37 75									151	H	Bethune-Cookman	70 63
23	A	Michigan	34 79									175	A	Stetson	55 68
												184	A	Fla. Atlantic	75 83
												215	A	Morehead St.	61 56
												251	H	Lipscomb	69 73
												254	H	Col. of Charleston	69 73
												267	H	Northern Ky.	58 50
												269	H	Kennesaw St.	77 72
												277	A	Wofford	57 69
												302	N	Monmouth	57 67
												305	A	USC Upstate	65 61
												335	A	Florida A&M	77 68
												341	A	NJIT	65 75
<hr/>															
LAST 12 Division I GAMES:															
175	A	Stetson	55 68	277	A	Wofford	57 69								
341	A	NJIT	65 75	16	A	Georgia	37 75								
305	A	USC Upstate	65 61	267	H	Northern Ky.	58 50								
251	H	Lipscomb	69 73	254	H	Col. of Charleston	69 73								
269	H	Kennesaw St.	77 72	23	A	Michigan	34 79								
116	H	Jacksonville	48 66	335	A	Florida A&M	77 68								

Non-Div I Games:

Warner

74 38

Edward Waters

73 47

Webber Int'l

81 53

North Florida

Loss, Non-Conf, S Site, H Home A Away N Neutral



Average RPI Win: 252

Average RPI Loss: 127

WON-LOST  
RECORDWINNING  
PCT. RANKLAST 10  
GAMESSTRENGTH OF  
SCHEDULEOPP. STRENGTH  
OF SCHEDULETEAM  
RPIADJ.  
RPICONF.  
RPIADJ CONF.  
RPIDIV. I ONLY  
DIV. I NON-CONF.8- 9  
6- 3201  
873- 6  
2- 1246  
342148  
75234  
232234  
23218  
1918  
19

TOTALS

RPI 1-25

RPI 26-50

W-L RECORDS

RPI 51-100

RPI 101-999

RPI 201+

8- 9  
5- 4  
1- 5  
2- 00- 0  
0- 0  
0- 0  
0- 00- 1  
0- 1  
0- 0  
0- 0OVERALL  
HOME  
AWAY  
NEUTRAL0- 3  
0- 1  
0- 2  
0- 08- 5  
5- 2  
1- 3  
2- 06- 2  
3- 0  
1- 2  
2- 06- 3  
3- 1  
1- 2  
2- 00- 0  
0- 0  
0- 0  
0- 00- 0  
0- 0  
0- 0  
0- 0NON-CONFERENCE  
HOME  
AWAY  
NEUTRAL0- 2  
0- 1  
0- 1  
0- 06- 1  
3- 0  
1- 1  
2- 05- 1  
2- 0  
1- 1  
2- 02- 6  
2- 3  
0- 3  
0- 00- 0  
0- 0  
0- 0  
0- 00- 1  
0- 1  
0- 0  
0- 0CONFERENCE  
HOME  
AWAY  
NEUTRAL0- 1  
0- 0  
0- 1  
0- 02- 4  
2- 2  
0- 2  
0- 01- 1  
1- 0  
0- 1  
0- 0

RPI 1-25

RPI 26-50

RPI 51-100

RPI 101+

Team's RPI: 234

RPI S Opponent Score

RPI S Opponent Score

43 H Western Ky. 65 79

RPI S Opponent Score

69 A Indiana 63 68

70 H Kansas St. 54 55

83 A UAB 52 68

RPI S Opponent Score

115 H Rice 49 50

117 H UTEP 48 50

120 A Middle Tenn. 48 56

166 H Tulsa 66 43

172 H Charlotte 73 68

211 A Louisiana Tech 53 61

219 H SMU 47 40

221 H La Salle 70 44

285 N Coastal Caro. 50 34

290 N Detroit Mercy 63 57

318 A Ill. -Chicago 67 70

320 H Old Dominion 63 46

344 A Eastern Ill. 63 61

LAST 12 Division I GAMES:

117 H UTEP 48 50

43 H Western Ky. 65 79

83 A UAB 52 68

120 A Middle Tenn. 48 56

172 H Charlotte 73 68

320 H Old Dominion 63 46

115 H Rice 49 50

211 A Louisiana Tech 53 61

344 A Eastern Ill. 63 61

318 A Ill. -Chicago 67 70

221 H La Salle 70 44

69 A Indiana 63 68

Non-Div I Games:

Mid-Amer. Christian 86 52

Tex. A&amp;M Int'l 64 38

Okla. Panhandle 63 41

North Texas

Loss, Non-Conf, S Site, H Home A Away N Neutral

Average RPI Win:	233	WON-LOST	WINNING	LAST 10	STRENGTH OF	OPP. STRENGTH	TEAM	ADJ.	CONF.	ADJ CONF.
Average RPI Loss:	119	RECORD	PCT. RANK	GAMES	SCHEDULE	OF SCHEDULE	RPI	RPI	RPI	RPI
DIV. I ONLY	10- 10	169	5- 5	126	229	153	153	10	10	
DIV. I NON-CONF.	5- 6	187	2- 1	206	312	220	220	13	13	
-----										
TOTALS	RPI 1-25	RPI 26-50	W-L RECORDS	RPI 51-100	RPI 101-999	RPI 201+				
10- 10	0- 0	0- 3	OVERALL	0- 3	10- 4	7- 1				
4- 4	0- 0	0- 1	HOME	0- 2	4- 1	2- 0				
5- 4	0- 0	0- 1	AWAY	0- 1	5- 2	4- 0				
1- 2	0- 0	0- 1	NEUTRAL	0- 0	1- 1	1- 1				
5- 6	0- 0	0- 1	NON-CONFERENCE	0- 1	5- 4	4- 1				
2- 2	0- 0	0- 0	HOME	0- 1	2- 1	1- 0				
2- 2	0- 0	0- 0	AWAY	0- 0	2- 2	2- 0				
1- 2	0- 0	0- 1	NEUTRAL	0- 0	1- 1	1- 1				
5- 4	0- 0	0- 2	CONFERENCE	0- 2	5- 0	3- 0				
2- 2	0- 0	0- 1	HOME	0- 1	2- 0	1- 0				
3- 2	0- 0	0- 1	AWAY	0- 1	3- 0	2- 0				
0- 0	0- 0	0- 0	NEUTRAL	0- 0	0- 0	0- 0				

RPI 1-25				RPI 26-50				RPI 51-100				RPI 101+				Team's RPI: 153	
RPI	S	Opponent	Score	RPI	S	Opponent	Score	RPI	S	Opponent	Score	RPI	S	Opponent	Score		
				42	A	Drexel	50 58	68	H	Harvard	69 79	121	A	Delaware	64 53		
				42	H	Drexel	58 69	76	A	Elon	71 78	138	H	William & Mary	64 46		
				48	N	Houston	64 72	89	H	James Madison	57 60	171	H	Marist	78 72		
												179	A	New Hampshire	50 65		
												185	H	Providence	95 98		
												193	A	Boston U.	73 74		
												249	N	New Mexico St.	65 64		
												254	H	Col. of Charleston	59 37		
												260	H	Fairfield	63 43		
												268	N	Illinois St.	55 65		
												276	A	UNCW	54 47		
												281	A	Towson	70 61		
												288	A	Massachusetts	64 54		
												292	A	Vermont	71 66		
LAST 12 Division I GAMES:																	
				42	A	Drexel	50 58	276	A	UNCW	54 47						
				121	A	Delaware	64 53	89	H	James Madison	57 60						
				138	H	William & Mary	64 46	281	A	Towson	70 61						
				42	H	Drexel	58 69	268	N	Illinois St.	55 65						
				254	H	Col. of Charleston	59 37	249	N	New Mexico St.	65 64						
				76	A	Elon	71 78	292	A	Vermont	71 66						

Non-Div I Games:

Northeastern

Average RPI Win: 203

Average RPI Loss: 209

WON-LOST  
RECORDWINNING  
PCT. RANKLAST 10  
GAMESSTRENGTH OF  
SCHEDULEOPP. STRENGTH  
OF SCHEDULETEAM  
RPIADJ.  
RPICONF.  
RPIADJ CONF.  
RPI

DIV. I ONLY	3- 16	318	1- 9	232	331	328	328	19	19
DIV. I NON-CONF.	2- 8	290	0- 3	256	327	327	327	14	14
-----									
TOTALS	RPI 1-25	RPI 26-50	W-L RECORDS	RPI 51-100	RPI 101-999	RPI 201+			
3- 16	0- 0	0- 0	OVERALL	0- 0	3- 16	1- 10			
2- 8	0- 0	0- 0	HOME	0- 0	2- 8	1- 4			
0- 8	0- 0	0- 0	AWAY	0- 0	0- 8	0- 6			
1- 0	0- 0	0- 0	NEUTRAL	0- 0	1- 0	0- 0			
2- 8	0- 0	0- 0	NON-CONFERENCE	0- 0	2- 8	1- 4			
1- 4	0- 0	0- 0	HOME	0- 0	1- 4	1- 1			
0- 4	0- 0	0- 0	AWAY	0- 0	0- 4	0- 3			
1- 0	0- 0	0- 0	NEUTRAL	0- 0	1- 0	0- 0			
1- 8	0- 0	0- 0	CONFERENCE	0- 0	1- 8	0- 6			
1- 4	0- 0	0- 0	HOME	0- 0	1- 4	0- 3			
0- 4	0- 0	0- 0	AWAY	0- 0	0- 4	0- 3			
0- 0	0- 0	0- 0	NEUTRAL	0- 0	0- 0	0- 0			

RPI 1-25				RPI 26-50				RPI 51-100				RPI 101+ Team's RPI: 328			
RPI	S	Opponent	Score	RPI	S	Opponent	Score	RPI	S	Opponent	Score	RPI	S	Opponent	Score
												115	H	Rice	83 88
												129	H	Weber St.	76 75
												141	H	Idaho St.	55 75
												160	A	Idaho	68 83
												169	H	Cal Poly	73 89
												198	H	UC Santa Barbara	93 96
												199	A	Denver	73 80
												200	N	Boise St.	62 60
												205	A	Eastern Wash.	62 82
												208	A	Montana St.	39 81
												208	H	Montana St.	56 78
												216	A	CSUN	69 78
												230	A	Montana	62 70
												230	H	Montana	52 69
												242	A	Youngstown St.	67 69
												246	A	Hawaii	68 84
												264	H	Grand Canyon	54 72
												279	H	Arizona	84 66
												307	H	Southern Utah	57 60
-----															
LAST 12 Division I GAMES:															
230	H	Montana	52 69	129	H	Weber St.	76 75								
208	H	Montana St.	56 78	208	A	Montana St.	39 81								
160	A	Idaho	68 83	230	A	Montana	62 70								
205	A	Eastern Wash.	62 82	216	A	CSUN	69 78								
307	H	Southern Utah	57 60	242	A	Youngstown St.	67 69								
141	H	Idaho St.	55 75	264	H	Grand Canyon	54 72								

Non-Div I Games: Antelope Valley 104 49

Northern Ariz.

Average RPI Win: 158

Average RPI Loss: 119

WON-LOST  
RECORDWINNING  
PCT. RANKLAST 10  
GAMESSTRENGTH OF  
SCHEDULEOPP. STRENGTH  
OF SCHEDULETEAM  
RPIADJ.  
RPICONF.  
RPIADJ CONF.  
RPIDIV. I ONLY  
DIV. I NON-CONF.14- 6  
8- 369  
657- 3  
2- 150  
39164  
8649  
2749  
2719  
1419  
14

TOTALS

RPI 1-25

RPI 26-50

W-L RECORDS

RPI 51-100

RPI 101-999

RPI 201+

14- 6

0- 0

2- 0

OVERALL

0- 2

12- 4

5- 0

7- 2

0- 0

1- 0

HOME

0- 0

6- 2

3- 0

6- 4

0- 0

1- 0

AWAY

0- 2

5- 2

2- 0

1- 0

0- 0

0- 0

NEUTRAL

0- 0

1- 0

0- 0

8- 3

0- 0

2- 0

NON-CONFERENCE

0- 2

6- 1

1- 0

4- 1

0- 0

1- 0

HOME

0- 0

3- 1

0- 0

3- 2

0- 0

1- 0

AWAY

0- 2

2- 0

1- 0

1- 0

0- 0

0- 0

NEUTRAL

0- 0

1- 0

0- 0

6- 3

0- 0

0- 0

CONFERENCE

0- 0

6- 3

4- 0

3- 1

0- 0

0- 0

HOME

0- 0

3- 1

3- 0

3- 2

0- 0

0- 0

AWAY

0- 0

3- 2

1- 0

0- 0

0- 0

0- 0

NEUTRAL

0- 0

0- 0

0- 0

RPI 1-25

RPI 26-50

Team's RPI: 49

RPI 51-100

RPI 101+

RPI S Opponent Score

RPI S Opponent Score

26 A DePaul 94 88

35 H LSU 58 50

RPI S Opponent Score

58 A Qui nni pi ac 49 60

66 A Fordham 33 48

RPI S Opponent Score

108 N Liberty 65 57

124 H BYU 79 74

129 A Weber St. 73 82

141 A Idaho St. 63 57

148 H Colorado St. 44 55

152 A North Dakota 70 78

156 H Paci fic 80 55

160 A Idaho 78 72

160 H Idaho 71 79

163 H San Franci sco 73 60

199 A Denver 71 63

205 A Eastern Wash. 70 65

205 H Eastern Wash. 68 62

208 H Montana St. 82 69

230 H Montana 68 50

255 A UMKC 88 73

LAST 12 Division I GAMES:

205 H Eastern Wash. 68 62 208 H Montana St. 82 69

160 H Idaho 71 79 160 A Idaho 78 72

152 A North Dakota 70 78 205 A Eastern Wash. 70 65

141 A Idaho St. 63 57 108 N Liberty 65 57

129 A Weber St. 73 82 255 A UMKC 88 73

230 H Montana 68 50 148 H Colorado St. 44 55

N  
o  
r  
t  
h  
e  
r  
n  
C  
o  
l  
o  
.N  
o  
r  
t  
h  
e  
r  
n  
C  
o  
l  
o  
.

Non-Div I Games:

Northern Colo.

Loss, Non-Conf, S Site, H Home A Away N Neutral

Average RPI Win:	222	WON-LOST	WINNING	LAST 10	STRENGTH OF	OPP. STRENGTH	TEAM	ADJ.	CONF.	ADJ CONF.
Average RPI Loss:	86	RECORD	PCT. RANK	GAMES	SCHEDULE	OF SCHEDULE	RPI	RPI	RPI	RPI
DIV. I ONLY	10- 10	169	2- 8	154	131	139	139	7	7	
DIV. I NON-CONF.	8- 3	65	2- 1	312	252	142	142	8	8	
-----										
TOTALS	RPI 1-25	RPI 26-50	W-L RECORDS	RPI 51-100	RPI 101-999	RPI 201+				
10- 10	1- 0	0- 3	OVERALL	0- 4	9- 3	6- 1				
5- 2	1- 0	0- 1	HOME	0- 0	4- 1	2- 1				
4- 6	0- 0	0- 0	AWAY	0- 1	4- 0	3- 0				
1- 2	0- 0	0- 0	NEUTRAL	0- 1	1- 1	1- 0				
8- 3	0- 0	0- 1	NON-CONFERENCE	0- 1	8- 1	6- 0				
3- 0	0- 0	0- 0	HOME	0- 0	3- 0	2- 0				
4- 1	0- 0	0- 1	AWAY	0- 0	4- 0	3- 0				
1- 2	0- 0	0- 0	NEUTRAL	0- 1	1- 1	1- 0				
2- 7	1- 0	0- 2	CONFERENCE	0- 3	1- 2	0- 1				
2- 2	1- 0	0- 1	HOME	0- 0	1- 1	0- 1				
0- 5	0- 0	0- 1	AWAY	0- 3	0- 1	0- 0				
0- 0	0- 0	0- 0	NEUTRAL	0- 0	0- 0	0- 0				

RPI	S	Opponent	Score	RPI	S	Opponent	Score	RPI	S	Opponent	Score	RPI	S	Opponent	Score	Team's RPI: 139
24	H	Buffalo	86 84	30	A	Iowa	80 105	62	A	Toledo	60 63	111	A	Miami (OH)	65 67	
				32	A	Ball St.	72 81	67	N	Albany (NY)	91 97	119	H	Western Ill.	96 94	
				36	H	Central Mich.	78 81	78	A	Ohio	75 77	123	H	Kent St.	81 79	
								98	A	Western Mich.	83 88	134	A	SIUE	86 75	
												136	N	Lamar University	80 90	
												207	H	Eastern Mich.	76 83	
												236	H	Bradley	76 52	
												273	N	Sacramento St.	84 75	
												308	H	Loyola Chicago	80 71	
												315	A	UTSA	69 55	
												339	A	Chicago St.	80 59	
												344	A	Eastern Ill.	93 64	
LAST 12 Division I GAMES:																
				32	A	Ball St.	72 81	24	H	Buffalo	86 84					
				78	A	Ohio	75 77	123	H	Kent St.	81 79					
				207	H	Eastern Mich.	76 83	111	A	Miami (OH)	65 67					
				36	H	Central Mich.	78 81	67	N	Albany (NY)	91 97					
				62	A	Toledo	60 63	273	N	Sacramento St.	84 75					
				98	A	Western Mich.	83 88	134	A	SIUE	86 75					

Non-Div I Games:

Northern Ill.

Average RPI Win: 187

Average RPI Loss: 166

WON-LOST  
RECORDWINNING  
PCT. RANKLAST 10  
GAMESSTRENGTH OF  
SCHEDULEOPP. STRENGTH  
OF SCHEDULETEAM  
RPIADJ.  
RPICONF.  
RPIADJ CONF.  
RPI

DIV. I ONLY	4- 16	306	3- 7	130	232	267	267	11	11
DIV. I NON-CONF.	1- 9	318	1- 1	192	307	305	305	12	12
TOTALS	RPI 1-25	RPI 26-50	W-L RECORDS	RPI 51-100	RPI 101-999	RPI 201+			
4- 16	1- 0	0- 0	OVERALL	0- 2	3- 14	2- 5			
2- 8	1- 0	0- 0	HOME	0- 2	1- 6	1- 1			
2- 7	0- 0	0- 0	AWAY	0- 0	2- 7	1- 4			
0- 1	0- 0	0- 0	NEUTRAL	0- 0	0- 1	0- 0			
1- 9	0- 0	0- 0	NON-CONFERENCE	0- 1	1- 8	0- 4			
0- 4	0- 0	0- 0	HOME	0- 1	0- 3	0- 1			
1- 4	0- 0	0- 0	AWAY	0- 0	1- 4	0- 3			
0- 1	0- 0	0- 0	NEUTRAL	0- 0	0- 1	0- 0			
3- 7	1- 0	0- 0	CONFERENCE	0- 1	2- 6	2- 1			
2- 4	1- 0	0- 0	HOME	0- 1	1- 3	1- 0			
1- 3	0- 0	0- 0	AWAY	0- 0	1- 3	1- 1			
0- 0	0- 0	0- 0	NEUTRAL	0- 0	0- 0	0- 0			

RPI	S	Opponent	Score
13	H	Green Bay	62 54

RPI	S	Opponent	Score
-----	---	----------	-------

RPI	S	Opponent	Score
63	H	IUPUI	35 71
69	H	Indiana	56 67

RPI	S	Opponent	Score
102	H	Wright St.	63 68
106	H	Milwaukee	49 52
116	N	Jacksonville	49 61
123	H	Kent St.	54 59
127	A	ETSU	57 45
131	A	Cleveland St.	49 72
131	H	Cleveland St.	65 70
158	H	Robert Morris	50 59
175	A	Stetson	56 67
182	A	Oakland	53 79
242	A	Youngstown St.	51 54
243	H	Austin Peay	52 53
245	A	North Florida	50 58
268	A	Illinois St.	37 49
290	A	Detroit Mercy	78 67
298	A	Murray St.	87 98
318	H	Ill. -Chicago	61 53

## LAST 12 Division I GAMES:

131	A	Cleveland St.	49 72	182	A	Oakland	53 79
242	A	Youngstown St.	51 54	290	A	Detroit Mercy	78 67
318	H	Ill. -Chicago	61 53	13	H	Green Bay	62 54
63	H	IUPUI	35 71	106	H	Milwaukee	49 52
131	H	Cleveland St.	65 70	127	A	ETSU	57 45
102	H	Wright St.	63 68	116	N	Jacksonville	49 61

Non-Div I Games: Oakland City 103 25

Northern Ky.

Loss, 
Non-Conf, 
S Site, 
H Home
A Away 
N Neutral

Average RPI Win:	227	WON-LOST	WINNING	LAST 10	STRENGTH OF	OPP. STRENGTH	TEAM	ADJ.	CONF.	ADJ CONF.
Average RPI Loss:	66	RECORD	PCT. RANK	GAMES	SCHEDULE	OF SCHEDULE	RPI	RPI	RPI	RPI
DIV. I ONLY	9- 14	242	3- 7	79	82	176	176	3	3	
DIV. I NON-CONF.	7- 7	170	1- 2	157	124	177	177	4	4	
-----										
TOTALS	RPI 1-25	RPI 26-50	W-L RECORDS	RPI 51-100	RPI 101-999	RPI 201+				
9- 14	0- 4	0- 4	OVERALL	1- 2	8- 4	5- 0				
5- 7	0- 3	0- 2	HOME	0- 1	5- 1	3- 0				
3- 5	0- 0	0- 1	AWAY	0- 0	3- 0	2- 0				
1- 2	0- 0	0- 0	NEUTRAL	1- 1	0- 1	0- 0				
7- 7	0- 2	0- 1	NON-CONFERENCE	1- 1	6- 3	5- 0				
4- 3	0- 1	0- 1	HOME	0- 0	4- 1	3- 0				
2- 2	0- 1	0- 0	AWAY	0- 0	2- 1	2- 0				
1- 2	0- 0	0- 0	NEUTRAL	1- 1	0- 1	0- 0				
2- 7	0- 2	0- 3	CONFERENCE	0- 1	2- 1	0- 0				
1- 4	0- 2	0- 1	HOME	0- 1	1- 0	0- 0				
1- 3	0- 0	0- 2	AWAY	0- 0	1- 1	0- 0				
0- 0	0- 0	0- 0	NEUTRAL	0- 0	0- 0	0- 0				

RPI 1-25				RPI 26-50				RPI 51-100				RPI 101+ Team's RPI: 176			
RPI	S	Opponent	Score	RPI	S	Opponent	Score	RPI	S	Opponent	Score	RPI	S	Opponent	Score
13	H	Green Bay	57 63	26	H	DePaul	63 92	53	H	Minnesota	63 90	106	H	Milwaukee	57 66
22	H	Maryland	65 68	41	A	Michigan St.	51 81	91	N	Chattanooga	44 61	125	N	Georgetown	54 55
23	H	Michigan	59 80	47	A	Purdue	60 63	99	N	Auburn	49 48	126	A	Missouri St.	59 90
25	A	Syracuse	74 81	50	H	Nebraska	59 69					178	A	Wisconsin	46 58
												178	H	Wisconsin	69 60
												182	H	Oakland	88 70
												194	A	Illinois	74 59
												222	H	Stony Brook	68 36
												228	A	UT Martin	71 63
												258	H	Santa Clara	57 47
												339	A	Chicago St.	63 36
												344	H	Eastern Ill.	74 40
LAST 12 Division I GAMES:															
				23	H	Michigan	59 80	41	A	Michigan St.	51 81				
				22	H	Maryland	65 68	194	A	Illinois	74 59				
				178	A	Wisconsin	46 58	53	H	Minnesota	63 90				
				47	A	Purdue	60 63	344	H	Eastern Ill.	74 40				
				178	H	Wisconsin	69 60	13	H	Green Bay	57 63				
				50	H	Nebraska	59 69	126	A	Missouri St.	59 90				

Northwestern

Northwestern

Non-Div I Games:

Northwestern

Average RPI Win:	328	WON-LOST	WINNING	LAST 10	STRENGTH OF	OPP. STRENGTH	TEAM	ADJ.	CONF.	ADJ CONF.
Average RPI Loss:	170	RECORD	PCT. RANK	GAMES	SCHEDULE	OF SCHEDULE	RPI	RPI	RPI	RPI
DIV. I ONLY	2- 14	324	1- 8	198	267	314	314	25	25	
DIV. I NON-CONF.	1- 6	306	0- 2	74	128	230	230	25	25	
-----										
TOTALS	RPI 1-25	RPI 26-50	W-L RECORDS	RPI 51-100	RPI 101-999	RPI 201+				
2- 14	0- 1	0- 0	OVERALL	0- 4	2- 9	2- 6				
1- 5	0- 0	0- 0	HOME	0- 1	1- 4	1- 2				
1- 8	0- 0	0- 0	AWAY	0- 1	1- 0	1- 0				
0- 1	0- 0	0- 0	NEUTRAL	0- 0	0- 1	0- 1				
1- 6	0- 1	0- 0	NON-CONFERENCE	0- 3	1- 2	1- 1				
0- 1	0- 0	0- 0	HOME	0- 0	0- 1	0- 0				
1- 4	0- 1	0- 0	AWAY	0- 3	1- 0	1- 0				
0- 1	0- 0	0- 0	NEUTRAL	0- 0	0- 1	0- 1				
1- 8	0- 0	0- 0	CONFERENCE	0- 1	1- 7	1- 5				
1- 4	0- 0	0- 0	HOME	0- 1	1- 3	1- 2				
0- 4	0- 0	0- 0	AWAY	0- 0	0- 4	0- 3				
0- 0	0- 0	0- 0	NEUTRAL	0- 0	0- 0	0- 0				

RPI 1-25				RPI 26-50				RPI 51-100				RPI 101+ Team's RPI: 314			
RPI	S	Opponent	Score	RPI	S	Opponent	Score	RPI	S	Opponent	Score	RPI	S	Opponent	Score
11	A	Texas	44 68					61	A	TCU	51 89	113	H	SFA	62 70
								64	A	Oklahoma St.	44 78	168	H	Southern Miss.	59 71
								96	H	Central Ark.	53 61	181	A	New Orleans	63 81
								100	A	Ole Miss	44 75	214	A	Abilene Christian	41 80
												241	N	Texas Southern	43 56
												262	H	A&M-Corpus Christi	56 62
												282	H	Nicholls St.	63 79
												289	A	McNeese	67 72
												294	A	Southeastern La.	65 71
												323	H	Sam Houston St.	63 60
												332	A	La.-Monroe	70 48
LAST 12 Division I GAMES:															
96	H	Central Ark.	53 61	262	H	A&M-Corpus Christi	56 62								
181	A	New Orleans	63 81	289	A	McNeese	67 72								
294	A	Southeastern La.	65 71	282	H	Nicholls St.	63 79								
323	H	Sam Houston St.	63 60	61	A	TCU	51 89								
214	A	Abilene Christian	41 80	11	A	Texas	44 68								
113	H	SFA	62 70	241	N	Texas Southern	43 56								

Non-Div I Games: LeTourneau 82 39 LSU-Shreveport 62 42 LSU-Alexandria 85 55 Central Baptist 87 22 Northwestern St.



Average RPI	Win:	74	WON-LOST	WINNING	LAST 10	STRENGTH OF	OPP. STRENGTH	TEAM	ADJ.	CONF.	ADJ CONF.
Average RPI	Loss:	4	RECORD	PCT. RANK	GAMES	SCHEDULE	OF SCHEDULE	RPI	RPI	RPI	RPI
DIV. I ONLY		20- 2	5	9- 1	1	4	1	1	1	1	1
DIV. I NON-CONF.		12- 1	6	3- 0	2	8	2	2	1	1	1
-----											
TOTALS	RPI 1-25		RPI 26-50		W-L RECORDS	RPI 51-100		RPI 101-999		RPI 201+	
20- 2	6- 2		5- 0		OVERALL	2- 0		7- 0		1- 0	
9- 0	3- 0		2- 0		HOME	1- 0		3- 0		1- 0	
8- 2	2- 2		2- 0		AWAY	1- 0		3- 0		0- 0	
3- 0	1- 0		1- 0		NEUTRAL	0- 0		1- 0		0- 0	
12- 1	4- 1		5- 0		NON-CONFERENCE	0- 0		3- 0		1- 0	
5- 0	2- 0		2- 0		HOME	0- 0		1- 0		1- 0	
4- 1	1- 1		2- 0		AWAY	0- 0		1- 0		0- 0	
3- 0	1- 0		1- 0		NEUTRAL	0- 0		1- 0		0- 0	
8- 1	2- 1		0- 0		CONFERENCE	2- 0		4- 0		0- 0	
4- 0	1- 0		0- 0		HOME	1- 0		2- 0		0- 0	
4- 1	1- 1		0- 0		AWAY	1- 0		2- 0		0- 0	
0- 0	0- 0		0- 0		NEUTRAL	0- 0		0- 0		0- 0	

RPI	S	Opponent	Score	RPI	S	Opponent	Score	RPI	S	Opponent	Score	RPI	S	Opponent	Score
2	A	UConn	71 80	26	H	DePaul	91 82	59	H	Miami (FL)	83 76	103	A	Wake Forest	96 73
5	A	Louisville	67 100	31	N	South Fla.	76 66	73	A	Georgia Tech	77 54	109	A	Penn	66 54
7	A	Florida St.	100 69	38	A	Oregon St.	72 67					118	H	Clemson	90 37
10	H	Tennessee	84 70	41	H	Michigan St.	90 59					127	N	ETSU	77 46
18	N	South Carolina	92 85	43	A	Western Ky.	78 65					162	A	Pittsburgh	87 53
20	H	Marquette	91 85									180	H	Boston College	89 60
23	A	Michigan	83 63									261	H	Mt. St. Mary's	121 65
25	H	Syracuse	87 72												
-----															
LAST 12 Division I GAMES:															
7	A	Florida St.	100 69	73	A	Georgia Tech	77 54	59	H	Miami (FL)	83 76	103	A	Wake Forest	96 73
162	A	Pittsburgh	87 53	25	H	Syracuse	87 72	20	H	Marquette	91 85	26	H	DePaul	91 82
118	H	Clemson	90 37	20	H	Marquette	91 85								
10	H	Tennessee	84 70												
180	H	Boston College	89 60												
5	A	Louisville	67 100												

Non-Div I Games:

Notre Dame

[illegible]

Oakl and

Average RPI Win:	168	WON-LOST	WINNING	LAST 10	STRENGTH OF	OPP. STRENGTH	TEAM	ADJ.	CONF.	ADJ CONF.
Average RPI Loss:	74	RECORD	PCT. RANK	GAMES	SCHEDULE	OF SCHEDULE	RPI	RPI	RPI	RPI
DIV. I ONLY	10- 9	154	6- 4	28	111	78	78	7	7	
DIV. I NON-CONF.	5- 5	170	1- 2	45	217	99	99	8	8	
-----										
TOTALS	RPI 1-25	RPI 26-50	W-L RECORDS	RPI 51-100	RPI 101-999	RPI 201+				
10- 9	0- 2	1- 2	OVERALL	2- 2	7- 3	4- 0				
5- 3	0- 2	0- 0	HOME	1- 1	4- 0	2- 0				
5- 4	0- 0	1- 0	AWAY	1- 0	3- 1	2- 0				
0- 2	0- 0	0- 1	NEUTRAL	0- 0	0- 1	0- 0				
5- 5	0- 1	1- 1	NON-CONFERENCE	0- 1	4- 2	3- 0				
2- 2	0- 1	0- 0	HOME	0- 1	2- 0	1- 0				
3- 1	0- 0	1- 0	AWAY	0- 0	2- 1	2- 0				
0- 2	0- 0	0- 1	NEUTRAL	0- 0	0- 1	0- 0				
5- 4	0- 1	0- 1	CONFERENCE	2- 1	3- 1	1- 0				
3- 1	0- 1	0- 0	HOME	1- 0	2- 0	1- 0				
2- 3	0- 0	0- 1	AWAY	1- 1	1- 1	0- 0				
0- 0	0- 0	0- 0	NEUTRAL	0- 0	0- 0	0- 0				

RPI 1-25				RPI 26-50				RPI 51-100				RPI 101+			
RPI	S	Opponent	Score	RPI	S	Opponent	Score	RPI	S	Opponent	Score	RPI	S	Opponent	Score
23	H	Michigan	61 74	28	N	Virginia	59 77	62	A	Toledo	57 75	111	A	Miami (OH)	55 64
24	H	Buffalo	63 67	36	A	Central Mich.	58 82	62	H	Toledo	78 61	131	A	Cleveland St.	64 71
				47	A	Purdue	77 71	63	H	IUPUI	52 76	133	H	High Point	64 61
								98	A	Western Mich.	69 54	139	H	Northern Ill.	77 75
												142	A	Bowling Green	70 63
												188	N	Furman	68 70
												217	H	Akron	70 67
												224	H	N.C. A&T	72 65
												296	A	Eastern Ky.	69 57
												324	A	Marshall	54 52
-----															
LAST 12 Division I GAMES:															
111	A	Miami (OH)	55 64	217	H	Akron	70 67								
139	H	Northern Ill.	77 75	36	A	Central Mich.	58 82								
142	A	Bowling Green	70 63	62	H	Toledo	78 61								
24	H	Buffalo	63 67	224	H	N.C. A&T	72 65								
98	A	Western Mich.	69 54	28	N	Virginia	59 77								
62	A	Toledo	57 75	188	N	Furman	68 70								

Non-Div I Games: Notre Dame (OH) 93 37

Ohio

Average RPI	Win:	86	WON-LOST	WINNING	LAST 10	STRENGTH OF	OPP. STRENGTH	TEAM	ADJ.	CONF.	ADJ CONF.
Average RPI	Loss:	19	RECORD	PCT. RANK	GAMES	SCHEDULE	OF SCHEDULE	RPI	RPI	RPI	RPI
DIV. I ONLY		17- 5	35	7- 3	3	6	6	6	3	3	
DIV. I NON-CONF.		11- 2	23	3- 0	9	7	6	6	4	4	
-----											
TOTALS	RPI 1-25		RPI 26-50		W-L RECORDS		RPI 51-100		RPI 101-999		RPI 201+
17- 5	1- 4		5- 1		OVERALL		5- 0		6- 0		0- 0
9- 2	0- 2		2- 0		HOME		4- 0		3- 0		0- 0
5- 3	1- 2		1- 1		AWAY		1- 0		2- 0		0- 0
3- 0	0- 0		2- 0		NEUTRAL		0- 0		1- 0		0- 0
11- 2	0- 2		3- 0		NON-CONFERENCE		2- 0		6- 0		0- 0
6- 1	0- 1		1- 0		HOME		2- 0		3- 0		0- 0
2- 1	0- 1		0- 0		AWAY		0- 0		2- 0		0- 0
3- 0	0- 0		2- 0		NEUTRAL		0- 0		1- 0		0- 0
6- 3	1- 2		2- 1		CONFERENCE		3- 0		0- 0		0- 0
3- 1	0- 1		1- 0		HOME		2- 0		0- 0		0- 0
3- 2	1- 1		1- 1		AWAY		1- 0		0- 0		0- 0
0- 0	0- 0		0- 0		NEUTRAL		0- 0		0- 0		0- 0

RPI	S	Opponent	Score	RPI	S	Opponent	Score	RPI	S	Opponent	Score	RPI	S	Opponent	Score
5	H	Louisville	90 95	27	H	Stanford	85 64	53	H	Minnesota	91 75	107	H	Dartmouth	103 70
15	A	Duke	60 69	27	N	Stanford	94 82	58	H	Quinnipiac	95 63	143	H	Washington	85 76
22	A	Maryland	69 99	30	A	Iowa	89 103	69	A	Indiana	77 62	160	H	Idaho	99 56
23	A	Michigan	78 71	34	N	FGCU	104 62	69	H	Indiana	85 70	170	A	Cincinnati	87 76
23	H	Michigan	75 84	41	H	Michigan St.	78 62	82	H	Maine	83 70	174	A	Florida	103 77
				50	A	Nebraska	73 61					183	N	Memphis	100 69
-----															
LAST 12 Division I GAMES:															
41	H	Michigan St.	78 62	53	H	Minnesota	91 75								
30	A	Iowa	89 103	69	H	Indiana	85 70								
22	A	Maryland	69 99	50	A	Nebraska	73 61								
23	H	Michigan	75 84	170	A	Cincinnati	87 76								
69	A	Indiana	77 62	107	H	Dartmouth	103 70								
23	A	Michigan	78 71	174	A	Florida	103 77								

Non-Div I Games:

Ohio St.

Oklahoma

Oklahoma				Through Games Of Jan. 30, 2018						
Average RPI Win:	118	WON-LOST RECORD	WINNING PCT. RANK	LAST 10 GAMES	STRENGTH OF SCHEDULE	OPP. STRENGTH OF SCHEDULE	TEAM RPI	ADJ. RPI	CONF. RPI	ADJ CONF. RPI
Average RPI Loss:	52									
DIV. I ONLY		10- 11	187	5- 5	2	33	37	37	5	5
DIV. I NON-CONF.		5- 6	187	1- 1	3	15	40	40	6	6
-----										
TOTALS	RPI 1-25		RPI 26-50	W-L RECORDS	RPI 51-100		RPI 101-999		RPI 201+	
10- 11	0- 4		1- 2	OVERALL	4- 3		5- 2		2- 0	
6- 4	0- 2		1- 0	HOME	3- 1		2- 1		1- 0	
4- 6	0- 1		0- 2	AWAY	1- 2		3- 1		1- 0	
0- 1	0- 1		0- 0	NEUTRAL	0- 0		0- 0		0- 0	
5- 6	0- 2		1- 2	NON-CONFERENCE	2- 0		2- 2		1- 0	
4- 1	0- 0		1- 0	HOME	2- 0		1- 1		1- 0	
1- 4	0- 1		0- 2	AWAY	0- 0		1- 1		0- 0	
0- 1	0- 1		0- 0	NEUTRAL	0- 0		0- 0		0- 0	
5- 5	0- 2		0- 0	CONFERENCE	2- 3		3- 0		1- 0	
2- 3	0- 2		0- 0	HOME	1- 1		1- 0		0- 0	
3- 2	0- 0		0- 0	AWAY	1- 2		2- 0		1- 0	
0- 0	0- 0		0- 0	NEUTRAL	0- 0		0- 0		0- 0	

RPI 1-25				RPI 26-50				Team's RPI: 37				RPI 51-100				RPI 101+			
RPI	S	Opponent	Score	RPI	S	Opponent	Score	RPI	S	Opponent	Score	RPI	S	Opponent	Score	RPI	S	Opponent	Score
2	N	UConn	64 88	26	A	DePaul	108 111	61	A	TCU	58 62	114	A	Little Rock	56 68				
4	A	Oregon	74 92	31	H	South Fla.	79 74	61	H	TCU	84 71	130	A	Iowa St.	74 69				
9	H	Baylor	52 74	40	A	South Dakota St.	61 67	64	A	Oklahoma St.	82 96	135	H	Kansas	97 64				
11	H	Texas	78 88					64	H	Oklahoma St.	67 70	148	A	Colorado St.	78 46				
								70	A	Kansas St.	76 71	174	H	Florida	61 80				
								72	H	New Mexico	105 63	219	H	SMU	87 75				
								77	H	Belmont	96 73	232	A	Texas Tech	73 52				
LAST 12 Division I GAMES:																			
				61	A	TCU	58 62	64	A	Oklahoma St.	82 96								
				135	H	Kansas	97 64	61	H	TCU	84 71								
				64	H	Oklahoma St.	67 70	130	A	Iowa St.	74 69								
				70	A	Kansas St.	76 71	11	H	Texas	78 88								
				9	H	Baylor	52 74	2	N	UConn	64 88								
				232	A	Texas Tech	73 52	72	H	New Mexico	105 63								

Non-Div I Games:

Oklahoma

Oklahoma

Average RPI Win:	176	WON-LOST	WINNING	LAST 10	STRENGTH OF	OPP. STRENGTH	TEAM	ADJ.	CONF.	ADJ CONF.
Average RPI Loss:	45	RECORD	PCT. RANK	GAMES	SCHEDULE	OF SCHEDULE	RPI	RPI	RPI	RPI
DIV. I ONLY	15- 5	51	7- 3	131	17	64	64	5	5	
DIV. I NON-CONF.	9- 2	34	3- 0	186	94	62	62	6	6	
-----										
TOTALS	RPI 1-25	RPI 26-50	W-L RECORDS	RPI 51-100	RPI 101-999	RPI 201+				
15- 5	1- 3	3- 0	OVERALL	2- 1	9- 1	7- 0				
12- 1	1- 0	2- 0	HOME	1- 0	8- 1	6- 0				
2- 3	0- 2	1- 0	AWAY	0- 1	1- 0	1- 0				
1- 1	0- 1	0- 0	NEUTRAL	1- 0	0- 0	0- 0				
9- 2	1- 2	0- 0	NON-CONFERENCE	1- 0	7- 0	5- 0				
8- 0	1- 0	0- 0	HOME	0- 0	7- 0	5- 0				
0- 1	0- 1	0- 0	AWAY	0- 0	0- 0	0- 0				
1- 1	0- 1	0- 0	NEUTRAL	1- 0	0- 0	0- 0				
6- 3	0- 1	3- 0	CONFERENCE	1- 1	2- 1	2- 0				
4- 1	0- 0	2- 0	HOME	1- 0	1- 1	1- 0				
2- 2	0- 1	1- 0	AWAY	0- 1	1- 0	1- 0				
0- 0	0- 0	0- 0	NEUTRAL	0- 0	0- 0	0- 0				

RPI 1-25				RPI 26-50				RPI 51-100				RPI 101+			
RPI	S	Opponent	Score	RPI	S	Opponent	Score	RPI	S	Opponent	Score	RPI	S	Opponent	Score
3	A	Mississippi St.	76 79	37	A	Oklahoma	70 67	70	A	Kansas St.	64 80	130	H	Iowa St.	69 78
8	H	UCLA	87 72	37	H	Oklahoma	96 82	70	H	Kansas St.	76 68	149	H	Wichita St.	91 67
10	N	Tennessee	69 79	39	H	West Virginia	79 73	75	N	South Dakota	76 68	186	H	Southern U.	94 66
11	A	Texas	79 84									232	A	Texas Tech	98 57
												232	H	Texas Tech	80 62
												301	H	Incarnate Word	86 35
												305	H	USC Upstate	108 71
												314	H	Northwestern St.	78 44
												319	H	UTRGV	80 38
												332	H	La. -Monroe	112 58
-----															
LAST 12 Division I GAMES:															
232	H	Texas Tech	80 62	11	A	Texas	79 84	70	H	Kansas St.	76 68				
130	H	Iowa St.	69 78	232	A	Texas Tech	98 57	332	H	La. -Monroe	112 58				
37	A	Oklahoma	70 67	305	H	USC Upstate	108 71	8	H	UCLA	87 72				
39	H	West Virginia	79 73												
70	A	Kansas St.	64 80												
37	H	Oklahoma	96 82												

Non-Div I Games:

Oklahoma St.

Average RPI Win:	316	WON-LOST	WINNING	LAST 10	STRENGTH OF	OPP. STRENGTH	TEAM	ADJ.	CONF.	ADJ CONF.
Average RPI Loss:	165	RECORD	PCT. RANK	GAMES	SCHEDULE	OF SCHEDULE	RPI	RPI	RPI	RPI
DIV. I ONLY	4- 18	314	3- 7	188	287	320	320	18	18	
DIV. I NON-CONF.	2- 12	306	1- 3	152	285	307	307	19	19	
-----										
TOTALS	RPI 1-25	RPI 26-50	W-L RECORDS	RPI 51-100	RPI 101-999	RPI 201+				
4- 18	0- 2	0- 0	OVERALL	0- 1	4- 15	4- 7				
4- 7	0- 2	0- 0	HOME	0- 1	4- 4	4- 1				
0- 8	0- 0	0- 0	AWAY	0- 0	0- 8	0- 5				
0- 3	0- 0	0- 0	NEUTRAL	0- 0	0- 3	0- 1				
2- 12	0- 2	0- 0	NON-CONFERENCE	0- 0	2- 10	2- 4				
2- 5	0- 2	0- 0	HOME	0- 0	2- 3	2- 1				
0- 4	0- 0	0- 0	AWAY	0- 0	0- 4	0- 2				
0- 3	0- 0	0- 0	NEUTRAL	0- 0	0- 3	0- 1				
2- 6	0- 0	0- 0	CONFERENCE	0- 1	2- 5	2- 3				
2- 2	0- 0	0- 0	HOME	0- 1	2- 1	2- 0				
0- 4	0- 0	0- 0	AWAY	0- 0	0- 4	0- 3				
0- 0	0- 0	0- 0	NEUTRAL	0- 0	0- 0	0- 0				

RPI 1-25				RPI 26-50				RPI 51-100				RPI 101+				Team's RPI: 320
RPI	S	Opponent	Score	RPI	S	Opponent	Score	RPI	S	Opponent	Score	RPI	S	Opponent	Score	
15	H	Duke	51 84					83	H	UAB	61 74	108	H	Liberty	55 63	
17	H	NC State	56 73									110	A	George Mason	53 66	
												115	A	Rice	45 53	
												138	A	William & Mary	58 75	
												147	N	Saint Francis (PA)	68 79	
												170	H	Cincinnati	33 54	
												172	H	Charlotte	60 63	
												182	N	Oakland	59 80	
												202	A	Hampton	42 50	
												211	A	Louisiana Tech	45 59	
												214	N	Abilene Christian	60 74	
												225	H	Richmond	45 54	
												234	A	North Texas	46 63	
												293	H	Coppin St.	75 67	
												315	A	UTSA	56 64	
												315	H	UTSA	69 63	
												316	A	VCU	39 68	
												324	H	Marshall	69 53	
												333	H	South Carolina St.	52 35	
-----																
LAST 12 Division I GAMES:																
115	A	Rice	45 53	234	A	North Texas	46 63									
211	A	Louisiana Tech	45 59	172	H	Charlotte	60 63									
315	H	UTSA	69 63	83	H	UAB	61 74									
324	H	Marshall	69 53	333	H	South Carolina St.	52 35									
202	A	Hampton	42 50	214	N	Abilene Christian	60 74									
315	A	UTSA	56 64	182	N	Oakland	59 80									

Non-Div I Games:

Old Domini on

Average RPI Win:	207	WON-LOST	WINNING	LAST 10	STRENGTH OF	OPP. STRENGTH	TEAM	ADJ.	CONF.	ADJ CONF.
Average RPI Loss:	55	RECORD	PCT. RANK	GAMES	SCHEDULE	OF SCHEDULE	RPI	RPI	RPI	RPI
DIV. I ONLY	11- 10	161	2- 8	36	85	100	100	2	2	
DIV. I NON-CONF.	10- 3	51	2- 2	173	239	75	75	2	2	
-----										
TOTALS	RPI 1-25	RPI 26-50	W-L RECORDS	RPI 51-100	RPI 101-999	RPI 201+				
11- 10	0- 6	0- 0	OVERALL	1- 1	10- 3	6- 0				
9- 3	0- 3	0- 0	HOME	1- 0	8- 0	5- 0				
1- 6	0- 0	0- 0	AWAY	0- 0	1- 0	0- 0				
1- 1	0- 0	0- 0	NEUTRAL	0- 0	1- 1	1- 0				
10- 3	0- 1	0- 0	NON-CONFERENCE	1- 0	9- 2	6- 0				
8- 0	0- 0	0- 0	HOME	1- 0	7- 0	5- 0				
1- 2	0- 1	0- 0	AWAY	0- 0	1- 1	0- 0				
1- 1	0- 0	0- 0	NEUTRAL	0- 0	1- 1	1- 0				
1- 7	0- 5	0- 0	CONFERENCE	0- 1	1- 1	0- 0				
1- 3	0- 3	0- 0	HOME	0- 0	1- 0	0- 0				
0- 4	0- 2	0- 0	AWAY	0- 1	0- 1	0- 0				
0- 0	0- 0	0- 0	NEUTRAL	0- 0	0- 0	0- 0				

RPI	S	Opponent	Score	RPI	S	Opponent	Score	RPI	S	Opponent	Score	RPI	S	Opponent	Score
3	A	Mississippi St.	45 76					88	H	South Ala.	66 59	105	N	Saint Louis	64 79
3	H	Mississippi St.	49 69					93	A	Arkansas	72 73	120	H	Middle Tenn.	65 56
4	A	Oregon	46 90									132	A	Portland St.	79 94
10	A	Tennessee	66 75									167	A	Temple	64 48
12	H	Missouri	48 67									168	H	Southern Miss.	68 59
18	H	South Carolina	62 88									174	A	Florida	60 61
												174	H	Florida	78 75
												203	H	Arkansas St.	74 48
												218	H	Troy	96 93
												241	H	Texas Southern	73 58
												269	H	Kennesaw St.	92 63
												311	N	Delaware St.	110 58
												314	H	Northwestern St.	75 44
-----															
Team's RPI: 100															
LAST 12 Division I GAMES:															
3	H	Mississippi St.	49 69	18	H	South Carolina	62 88								
10	A	Tennessee	66 75	93	A	Arkansas	72 73								
174	A	Florida	60 61	241	H	Texas Southern	73 58								
12	H	Missouri	48 67	132	A	Portland St.	79 94								
3	A	Mississippi St.	45 76	4	A	Oregon	46 90								
174	H	Florida	78 75	168	H	Southern Miss.	68 59								

Non-Div I Games:

Ole Miss



Average RPI Win:	249	WON-LOST	WINNING	LAST 10	STRENGTH OF	OPP. STRENGTH	TEAM	ADJ.	CONF.	ADJ CONF.
Average RPI Loss:	152	RECORD	PCT. RANK	GAMES	SCHEDULE	OF SCHEDULE	RPI	RPI	RPI	RPI
DIV. I ONLY	7- 10	223	2- 7	212	227	233	233	14	14	
DIV. I NON-CONF.	6- 4	122	2- 2	279	278	157	157	15	15	
-----										
TOTALS	RPI 1-25	RPI 26-50	W-L RECORDS	RPI 51-100	RPI 101-999	RPI 201+				
7- 10	0- 0	0- 2	OVERALL	0- 2	7- 6	6- 3				
4- 4	0- 0	0- 1	HOME	0- 0	4- 3	3- 0				
3- 6	0- 0	0- 1	AWAY	0- 2	3- 3	3- 3				
0- 0	0- 0	0- 0	NEUTRAL	0- 0	0- 0	0- 0				
6- 4	0- 0	0- 1	NON-CONFERENCE	0- 1	6- 2	5- 2				
3- 1	0- 0	0- 1	HOME	0- 0	3- 0	2- 0				
3- 3	0- 0	0- 0	AWAY	0- 1	3- 2	3- 2				
0- 0	0- 0	0- 0	NEUTRAL	0- 0	0- 0	0- 0				
1- 6	0- 0	0- 1	CONFERENCE	0- 1	1- 4	1- 1				
1- 3	0- 0	0- 0	HOME	0- 0	1- 3	1- 0				
0- 3	0- 0	0- 1	AWAY	0- 1	0- 1	0- 1				
0- 0	0- 0	0- 0	NEUTRAL	0- 0	0- 0	0- 0				

RPI 1-25				RPI 26-50				RPI 51-100				RPI 101+ Team's RPI: 233			
RPI	S	Opponent	Score	RPI	S	Opponent	Score	RPI	S	Opponent	Score	RPI	S	Opponent	Score
				40	A	South Dakota St.	64 89	70	A	Kansas St.	60 81	119	H	Western Ill.	51 90
				44	H	Creighton	51 72	75	A	South Dakota	46 70	137	H	UNI	78 74
												191	H	Oral Roberts	53 82
												199	H	Denver	74 85
												208	H	Montana St.	64 53
												216	A	CSUN	68 60
												236	A	Bradley	56 69
												247	A	CSU Bakersfield	43 52
												266	H	North Dakota St.	80 67
												277	A	Wofford	64 60
												303	A	Fort Wayne	65 76
												305	A	USC Upstate	69 66
												335	H	Florida A&M	78 73
LAST 12 Division I GAMES:															
				266	H	North Dakota St.	80 67	191	H	Oral Roberts	53 82				
				75	A	South Dakota	46 70	216	A	CSUN	68 60				
				199	H	Denver	74 85	247	A	CSU Bakersfield	43 52				
				119	H	Western Ill.	51 90	44	H	Creighton	51 72				
				303	A	Fort Wayne	65 76	137	H	UNI	78 74				
				40	A	South Dakota St.	64 89	277	A	Wofford	64 60				

Non-Div I Games: Graceland (IA) 96 69 Peru St. 63 47 St. Mary (NE) 81 58

Omaha

Average RPI Win: 272		WON-LOST RECORD	WINNING PCT. RANK	LAST 10 GAMES	STRENGTH OF SCHEDULE	OPP. STRENGTH OF SCHEDULE	TEAM RPI	ADJ. RPI	CONF. RPI	ADJ. CONF. RPI
Average RPI Loss: 100										
DIV. I ONLY		11- 8	126	5- 4	296	206	191	191	14	14
DIV. I NON-CONF.		7- 5	132	2- 2	333	245	216	216	15	15
TOTALS		RPI 1-25	RPI 26-50	W-L RECORDS		RPI 51-100	RPI 101-999	RPI 201+		
11- 8	0- 0		0- 1	OVERALL		0- 4	11- 3	9- 1		
3- 3	0- 0		0- 1	HOME		0- 2	3- 0	2- 0		
4- 5	0- 0		0- 0	AWAY		0- 2	4- 3	3- 1		
4- 0	0- 0		0- 0	NEUTRAL		0- 0	4- 0	4- 0		
7- 5	0- 0		0- 0	NON-CONFERENCE		0- 3	7- 2	6- 1		
1- 1	0- 0		0- 0	HOME		0- 1	1- 0	1- 0		
2- 4	0- 0		0- 0	AWAY		0- 2	2- 2	1- 1		
4- 0	0- 0		0- 0	NEUTRAL		0- 0	4- 0	4- 0		
4- 3	0- 0		0- 1	CONFERENCE		0- 1	4- 1	3- 0		
2- 2	0- 0		0- 1	HOME		0- 1	2- 0	1- 0		
2- 1	0- 0		0- 0	AWAY		0- 0	2- 1	2- 0		
0- 0	0- 0		0- 0	NEUTRAL		0- 0	0- 0	0- 0		

RPI 1-25				RPI 26-50				RPI 51-100				RPI 101+				Team's RPI: 191	
RPI	S	Opponent	Score	RPI	S	Opponent	Score	RPI	S	Opponent	Score	RPI	S	Opponent	Score		
				40	H	South Dakota St.	70 77	61	A	TCU	58 72	119	A	Western Ill.	49 56		
								75	H	South Dakota	68 73	126	A	Missouri St.	66 76		
								81	A	Utah	50 71	166	A	Tulsa	53 41		
								93	H	Arkansas	66 77	199	H	Denver	90 60		
												206	A	UT Arlington	46 70		
												233	A	Omaha	82 53		
												255	A	UMKC	76 73		
												266	H	North Dakota St.	71 48		
												272	N	Alcorn	76 52		
												299	N	Cal St. Fullerton	60 50		
												303	A	Fort Wayne	73 48		
												327	H	Houston Baptist	78 56		
												336	N	Long Beach St.	64 58		
												339	N	Chicago St.	73 43		
LAST 12 Division I GAMES:																	
				199	H	Denver	90 60	233	A	Omaha	82 53						
				75	H	South Dakota	68 73	81	A	Utah	50 71						
				40	H	South Dakota St.	70 77	339	N	Chicago St.	73 43						
				266	H	North Dakota St.	71 48	272	N	Alcorn	76 52						
				119	A	Western Ill.	49 56	126	A	Missouri St.	66 76						
				303	A	Fort Wayne	73 48	255	A	UMKC	76 73						

Non-Div I Games:	Okl a. Panhandl e	88	35	Cent. Chri sti an (KS)	118	47
------------------	-------------------	----	----	------------------------	-----	----

Oral Roberts

■ Loss, ■ Non-Conf, S Site, H Home A Away N Neutral

Average RPI Win: 121

Average RPI Loss: 15

WON-LOST  
RECORDWINNING  
PCT. RANKLAST 10  
GAMESSTRENGTH OF  
SCHEDULEOPP. STRENGTH  
OF SCHEDULETEAM  
RPIADJ.  
RPICONF.  
RPIADJ CONF.  
RPIDIV. I ONLY  
DIV. I NON-CONF.20- 3  
11- 29  
239- 1  
2- 016  
1519  
164  
54  
54  
34  
3

TOTALS

RPI 1-25

RPI 26-50

W-L RECORDS

RPI 51-100

RPI 101-999

RPI 201+

20- 3

3- 2

4- 1

OVERALL

4- 0

9- 0

6- 0

13- 0

0- 0

3- 0

HOME

3- 0

7- 0

5- 0

5- 3

2- 2

1- 1

AWAY

1- 0

1- 0

0- 0

2- 0

1- 0

0- 0

NEUTRAL

0- 0

1- 0

1- 0

11- 2

2- 2

1- 0

NON-CONFERENCE

2- 0

6- 0

5- 0

8- 0

0- 0

1- 0

HOME

2- 0

5- 0

4- 0

1- 2

1- 2

0- 0

AWAY

0- 0

0- 0

0- 0

2- 0

1- 0

0- 0

NEUTRAL

0- 0

1- 0

1- 0

9- 1

1- 0

3- 1

CONFERENCE

2- 0

3- 0

1- 0

5- 0

0- 0

2- 0

HOME

1- 0

2- 0

1- 0

4- 1

1- 0

1- 1

AWAY

1- 0

1- 0

0- 0

0- 0

0- 0

0- 0

NEUTRAL

0- 0

0- 0

0- 0

RPI 1-25

Team's RPI: 4

RPI 26-50

RPI 51-100

RPI 101+

RPI	S	Opponent	Score
3	A	Mississippi St.	79 90
5	A	Louisville	61 74
8	A	UCLA	70 61
14	A	Texas A&M	83 68
14	N	Texas A&M	84 62

RPI	S	Opponent	Score
29	H	Arizona St.	74 64
37	H	Oklahoma	92 74
38	A	Oregon St.	79 85
38	H	Oregon St.	75 63
45	A	Southern California	70 66

RPI	S	Opponent	Score
79	H	Washington St.	89 56
81	A	Utah	84 68
95	H	Drake	110 77
100	H	Ole Miss	90 46

RPI	S	Opponent	Score
129	H	Weber St.	114 87
143	H	Washington	94 83
145	A	Colorado	74 55
202	H	Hampton	87 45
205	H	Eastern Wash.	81 40
216	H	CSUN	91 43
246	N	Hawaii	85 44
279	H	Arizona	62 44
307	H	Southern Utah	98 38

LAST 12 Division I GAMES:

81	A	Utah	84 68	8	A	UCLA	70 61
145	A	Colorado	74 55	45	A	Southern California	70 66
38	H	Oregon St.	75 63	143	H	Washington	94 83
38	A	Oregon St.	79 85	79	H	Washington St.	89 56
29	H	Arizona St.	74 64	246	N	Hawaii	85 44
279	H	Arizona	62 44	14	N	Texas A&M	84 62

Average RPI Win: 179

Average RPI Loss: 15

WON-LOST  
RECORDWINNING  
PCT. RANKLAST 10  
GAMESSTRENGTH OF  
SCHEDULEOPP. STRENGTH  
OF SCHEDULETEAM  
RPIADJ.  
RPICONF.  
RPIADJ CONF.  
RPIDIV. I ONLY  
DIV. I NON-CONF.16- 5  
9- 245  
347- 3  
2- 083  
23348  
16238  
8638  
864  
34  
3

TOTALS

RPI 1-25

RPI 26-50

W-L RECORDS

RPI 51-100

RPI 101-999

RPI 201+

16- 5

1- 4

1- 1

OVERALL

3- 0

11- 0

6- 0

11- 1

1- 1

1- 0

HOME

2- 0

7- 0

4- 0

3- 4

0- 3

0- 1

AWAY

1- 0

2- 0

1- 0

2- 0

0- 0

0- 0

NEUTRAL

0- 0

2- 0

1- 0

9- 2

0- 2

0- 0

NON-CONFERENCE

1- 0

8- 0

5- 0

6- 1

0- 1

0- 0

HOME

1- 0

5- 0

3- 0

1- 1

0- 1

0- 0

AWAY

0- 0

1- 0

1- 0

2- 0

0- 0

0- 0

NEUTRAL

0- 0

2- 0

1- 0

7- 3

1- 2

1- 1

CONFERENCE

2- 0

3- 0

1- 0

5- 0

1- 0

1- 0

HOME

1- 0

2- 0

1- 0

2- 3

0- 2

0- 1

AWAY

1- 0

1- 0

0- 0

0- 0

0- 0

0- 0

NEUTRAL

0- 0

0- 0

0- 0

RPI 1-25

RPI 26-50

Team's RPI: 38

RPI 51-100

RPI 101+

RPI	S	Opponent	Score
1	H	Notre Dame	67 72
4	A	Oregon	63 75
4	H	Oregon	85 79
8	A	UCLA	49 84
15	A	Duke	65 72

RPI	S	Opponent	Score
29	H	Arizona St.	57 54
45	A	Southern Cal i forni a	61 65

RPI	S	Opponent	Score
60	H	UC Davi s	61 47
79	H	Washi ngton St.	71 53
81	A	Utah	69 58

RPI	S	Opponent	Score
143	H	Washi ngton	75 63
145	A	Col orado	86 71
152	H	North Dakota	65 55
164	N	Nevada	89 49
198	H	UC Santa Barbara	74 49
248	H	San Jose St.	110 62
279	H	Ari zona	88 48
295	N	Utah St.	94 55
304	H	Utah Valley	98 41
334	A	N. C. Central	97 44
345	H	Savannah St.	84 36

LAST 12 Division I GAMES:

145	A	Col orado	86 71	45	A	Southern Cal i forni a	61 65
81	A	Utah	69 58	8	A	UCLA	49 84
4	A	Oregon	63 75	79	H	Washi ngton St.	71 53
4	H	Oregon	85 79	143	H	Washi ngton	75 63
279	H	Ari zona	88 48	60	H	UC Davi s	61 47
29	H	Arizona St.	57 54	198	H	UC Santa Barbara	74 49

O  
r  
e  
g  
o  
n  
S  
t  
.O  
r  
e  
g  
o  
n  
S  
t  
.

Non-Div I Games:

Oregon St.

Loss, 
 Non-Conf, S Site, 
 H Home
A Away 
 N Neutral

Average RPI	Win: 200	WON-LOST	WINNING	LAST 10	STRENGTH OF	OPP. STRENGTH	TEAM	ADJ.	CONF.	ADJ CONF.
Average RPI	Loss: 100	RECORD	PCT. RANK	GAMES	SCHEDULE	OF SCHEDULE	RPI	RPI	RPI	RPI
DIV. I ONLY	9- 11	206	4- 6	59	165	156	156	13	13	
DIV. I NON-CONF.	5- 5	170	2- 0	46	218	129	129	11	11	
-----										
TOTALS	RPI 1-25	RPI 26-50	W-L RECORDS	RPI 51-100	RPI 101-999	RPI 201+				
9- 11	0- 0	1- 2	OVERALL	0- 4	8- 5	6- 0				
6- 6	0- 0	1- 1	HOME	0- 3	5- 2	3- 0				
3- 5	0- 0	0- 1	AWAY	0- 1	3- 3	3- 0				
0- 0	0- 0	0- 0	NEUTRAL	0- 0	0- 0	0- 0				
5- 5	0- 0	1- 2	NON-CONFERENCE	0- 1	4- 2	3- 0				
4- 3	0- 0	1- 1	HOME	0- 1	3- 1	2- 0				
1- 2	0- 0	0- 1	AWAY	0- 0	1- 1	1- 0				
0- 0	0- 0	0- 0	NEUTRAL	0- 0	0- 0	0- 0				
4- 6	0- 0	0- 0	CONFERENCE	0- 3	4- 3	3- 0				
2- 3	0- 0	0- 0	HOME	0- 2	2- 1	1- 0				
2- 3	0- 0	0- 0	AWAY	0- 1	2- 2	2- 0				
0- 0	0- 0	0- 0	NEUTRAL	0- 0	0- 0	0- 0				

RPI 1-25				RPI 26-50				RPI 51-100				RPI 101+				Team's RPI: 156	
RPI	S	Opponent	Score	RPI	S	Opponent	Score	RPI	S	Opponent	Score	RPI	S	Opponent	Score		
				33	H	Cal i forn i a	85 92	55	H	Gonzaga	72 99	101	H	Brown	57 74		
				46	H	UCF	78 74	60	H	UC Davi s	58 90	124	A	BYU	65 77		
				49	A	Northern Colo.	55 80	87	A	Saint Mary' s (CA)	88 96	124	H	BYU	83 76		
								87	H	Saint Mary' s (CA)	69 70	136	H	Lamar Uni versi ty	80 75		
												150	A	Loyol a Marymount	60 75		
												163	H	San Franci sco	71 81		
												192	A	Fresno St.	70 81		
												204	A	San Diego	81 68		
												213	A	Seattle U	85 73		
												227	A	Pepperdi ne	85 77		
												248	H	San Jose St.	106 97		
												299	H	Cal St. Fullerton	81 65		
												300	H	Portl and	91 55		
LAST 12 Di vi si on I GAMES:																	
				124	H	BYU	83 76	124	A	BYU	65 77						
				163	H	San Franci sco	71 81	87	H	Saint Mary' s (CA)	69 70						
				87	A	Saint Mary' s (CA)	88 96	150	A	Loyol a Marymount	60 75						
				227	A	Pepperdi ne	85 77	55	H	Gonzaga	72 99						
				300	H	Portl and	91 55	46	H	UCF	78 74						
				204	A	San Di ego	81 68	213	A	Seattle U	85 73						

Non-Di v I Games: UC Merced 123 59

Paci f i c



Average RPI Win: **161**Average RPI Loss: **83**WON-LOST  
RECORDWINNING  
PCT. RANKLAST 10  
GAMESSTRENGTH OF  
SCHEDULEOPP. STRENGTH  
OF SCHEDULETEAM  
RPIADJ.  
RPICONF.  
RPIADJ CONF.  
RPIDIV. I ONLY  
DIV. I NON-CONF.13- 9  
9- 4121  
824- 6  
1- 257  
18054  
11880  
8480  
843  
43  
4

TOTALS

RPI 1-25

RPI 26-50

W-L RECORDS

RPI 51-100

RPI 101-999

RPI 201+

13- 9

1- 3

1- 1

OVERALL

2- 3

9- 2

3- 2

9- 2

1- 1

1- 0

HOME

2- 1

5- 0

2- 0

4- 5

0- 2

0- 1

AWAY

0- 1

4- 1

1- 1

0- 2

0- 0

0- 0

NEUTRAL

0- 1

0- 1

0- 1

9- 4

0- 0

1- 0

NON-CONFERENCE

1- 2

7- 2

3- 2

6- 0

0- 0

1- 0

HOME

1- 0

4- 0

2- 0

3- 2

0- 0

0- 0

AWAY

0- 1

3- 1

1- 1

0- 2

0- 0

0- 0

NEUTRAL

0- 1

0- 1

0- 1

4- 5

1- 3

0- 1

CONFERENCE

1- 1

2- 0

0- 0

3- 2

1- 1

0- 0

HOME

1- 1

1- 0

0- 0

1- 3

0- 2

0- 1

AWAY

0- 0

1- 0

0- 0

0- 0

0- 0

0- 0

NEUTRAL

0- 0

0- 0

0- 0

RPI 1-25

RPI 26-50

RPI 51-100

Team's RPI: 80

RPI 101+

RPI	S	Opponent	Score
19	A	Rutgers	65 <b>70</b>
19	H	Rutgers	70 67
22	H	Maryl and	65 <b>69</b>
23	A	Mi chi gan	69 <b>89</b>

RPI	S	Opponent	Score
42	H	Drexel	84 70
47	A	Purdue	73 <b>88</b>

RPI	S	Opponent	Score
53	H	Minnesota	71 <b>91</b>
66	H	Fordham	65 60
69	H	Indi ana	77 74
70	N	Kansas St.	65 <b>70</b>
71	A	Ameri can	66 <b>75</b>

RPI	S	Opponent	Score
103	H	Wake Forest	68 58
162	A	Pi ttsburgh	59 48
178	A	Wi sconsi n	69 62
185	A	Provi dence	60 51
194	H	Illi noi s	68 59
197	H	Si ena	86 72
211	N	Loui si ana Tech	59 <b>71</b>
229	A	St. Bonaventure	62 <b>65</b>
238	H	Manhattan	78 46
310	H	Central Conn. St.	83 66
324	A	Marshall	80 65

LAST 12 Di vi si on I GAMES:

47	A	Purdue	73 <b>88</b>	69	H	Indi ana	77 74
194	H	Illi noi s	68 59	22	H	Maryl and	65 <b>69</b>
19	H	Rutgers	70 67	23	A	Mi chi gan	69 <b>89</b>
178	A	Wi sconsi n	69 62	71	A	Ameri can	66 <b>75</b>
53	H	Minnesota	71 <b>91</b>	162	A	Pi ttsburgh	59 48
19	A	Rutgers	65 <b>70</b>	229	A	St. Bonaventure	62 <b>65</b>

Non-Di v I Games:

Penn St.

Average RPI Win:	224	WON-LOST	WINNING	LAST 10	STRENGTH OF	OPP. STRENGTH	TEAM	ADJ.	CONF.	ADJ CONF.
Average RPI Loss:	146	RECORD	PCT. RANK	GAMES	SCHEDULE	OF SCHEDULE	RPI	RPI	RPI	RPI
DIV. I ONLY	7- 13	254	3- 7	120	257	227	227	13	13	
DIV. I NON-CONF.	4- 6	214	0- 2	107	340	186	186	11	11	
-----										
TOTALS	RPI 1-25	RPI 26-50	W-L RECORDS	RPI 51-100	RPI 101-999	RPI 201+				
7- 13	0- 0	0- 0	OVERALL	0- 4	7- 9	4- 3				
5- 4	0- 0	0- 0	HOME	0- 0	5- 4	3- 2				
2- 9	0- 0	0- 0	AWAY	0- 4	2- 5	1- 1				
0- 0	0- 0	0- 0	NEUTRAL	0- 0	0- 0	0- 0				
4- 6	0- 0	0- 0	NON-CONFERENCE	0- 2	4- 4	2- 2				
2- 2	0- 0	0- 0	HOME	0- 0	2- 2	1- 2				
2- 4	0- 0	0- 0	AWAY	0- 2	2- 2	1- 0				
0- 0	0- 0	0- 0	NEUTRAL	0- 0	0- 0	0- 0				
3- 7	0- 0	0- 0	CONFERENCE	0- 2	3- 5	2- 1				
3- 2	0- 0	0- 0	HOME	0- 0	3- 2	2- 0				
0- 5	0- 0	0- 0	AWAY	0- 2	0- 3	0- 1				
0- 0	0- 0	0- 0	NEUTRAL	0- 0	0- 0	0- 0				

RPI 1-25				RPI 26-50				RPI 51-100				RPI 101+ Team's RPI: 227					
RPI	S	Opponent	Score	RPI	S	Opponent	Score	RPI	S	Opponent	Score	RPI	S	Opponent	Score		
								55	A	Gonzaga	51	73	124	H	BYU	67	73
								60	A	UC Davis	64	69	129	A	Weber St.	61	71
								81	A	Utah	65	89	141	H	Idaho St.	80	74
								87	A	Saint Mary's (CA)	62	75	150	A	Loyola Marymount	60	75
													156	H	Pacific	77	85
													163	A	San Francisco	67	68
													163	H	San Francisco	95	92
													164	A	Nevada	77	72
													177	A	UC Irvine	74	75
													204	H	San Diego	66	62
													213	H	Seattle U	62	65
													249	H	New Mexico St.	64	86
													258	A	Santa Clara	50	54
													258	H	Santa Clara	56	55
													304	H	Utah Valley	71	44
													336	A	Long Beach St.	83	71
-----																	
LAST 12 Division I GAMES:																	
258	A	Santa Clara	50	54	163	A	San Francisco	67	68								
150	A	Loyola Marymount	60	75	55	A	Gonzaga	51	73								
163	H	San Francisco	95	92	204	H	San Diego	66	62								
156	H	Pacific	77	85	258	H	Santa Clara	56	55								
87	A	Saint Mary's (CA)	62	75	249	H	New Mexico St.	64	86								
124	H	BYU	67	73	129	A	Weber St.	61	71								

Non-Div I Games:

Pepperdine



Average RPI Win:	223	WON-LOST	WINNING	LAST 10	STRENGTH OF	OPP. STRENGTH	TEAM	ADJ.	CONF.	ADJ CONF.
Average RPI Loss:	58	RECORD	PCT. RANK	GAMES	SCHEDULE	OF SCHEDULE	RPI	RPI	RPI	RPI
DIV. I ONLY	9- 13	224	2- 8	42	65	162	162	1	1	
DIV. I NON-CONF.	8- 5	111	2- 1	187	227	166	166	1	1	
-----										
TOTALS	RPI 1-25	RPI 26-50	W-L RECORDS	RPI 51-100	RPI 101-999	RPI 201+				
9- 13	0- 4	0- 2	OVERALL	1- 5	8- 2	6- 0				
8- 7	0- 3	0- 0	HOME	1- 2	7- 2	6- 0				
1- 6	0- 1	0- 2	AWAY	0- 3	1- 0	0- 0				
0- 0	0- 0	0- 0	NEUTRAL	0- 0	0- 0	0- 0				
8- 5	0- 0	0- 1	NON-CONFERENCE	0- 3	8- 1	6- 0				
7- 3	0- 0	0- 0	HOME	0- 2	7- 1	6- 0				
1- 2	0- 0	0- 1	AWAY	0- 1	1- 0	0- 0				
0- 0	0- 0	0- 0	NEUTRAL	0- 0	0- 0	0- 0				
1- 8	0- 4	0- 1	CONFERENCE	1- 2	0- 1	0- 0				
1- 4	0- 3	0- 0	HOME	1- 0	0- 1	0- 0				
0- 4	0- 1	0- 1	AWAY	0- 2	0- 0	0- 0				
0- 0	0- 0	0- 0	NEUTRAL	0- 0	0- 0	0- 0				

RPI 1-25				RPI 26-50				RPI 51-100				RPI 101+ Team's RPI: 162			
RPI	S	Opponent	Score	RPI	S	Opponent	Score	RPI	S	Opponent	Score	RPI	S	Opponent	Score
1	H	Notre Dame	53 87	28	A	Virginia	50 62	57	H	Duquesne	53 66	103	H	Wake Forest	49 58
5	H	Louisville	51 77	39	A	West Virginia	52 73	66	A	Fordham	55 58	144	H	Bucknell	57 39
15	H	Duke	46 58					73	H	Georgia Tech	68 62	170	A	Cincinnati	66 46
25	A	Syracuse	52 70					74	A	Virginia Tech	66 89	178	H	Wisconsin	57 58
								80	H	Penn St.	48 59	203	H	Arkansas St.	87 47
								86	A	North Carolina	67 68	242	H	Youngstown St.	66 58
												276	H	UNCW	74 55
												280	H	Cornell	51 39
												281	H	Towson	81 63
												339	H	Chicago St.	87 49
LAST 12 Division I GAMES:															
15	H	Duke	46 58	86	A	North Carolina	67 68	103	H	Wake Forest	49 58				
1	H	Notre Dame	53 87	339	H	Chicago St.	87 49	28	A	Virginia	50 62				
25	A	Syracuse	52 70	144	H	Bucknell	57 39								
5	H	Louisville	51 77	80	H	Penn St.	48 59								
73	H	Georgia Tech	68 62												
74	A	Virginia Tech	66 89												

Non-Div I Games:

Pittsburgh

[illegible]

Page 226

Average RPI Win:	213	WON-LOST	WINNING	LAST 10	STRENGTH OF	OPP. STRENGTH	TEAM	ADJ.	CONF.	ADJ CONF.
Average RPI Loss:	141	RECORD	PCT. RANK	GAMES	SCHEDULE	OF SCHEDULE	RPI	RPI	RPI	RPI
DIV. I ONLY	9- 8	152	7- 3	172	189	132	132	19	19	
DIV. I NON-CONF.	4- 5	202	2- 1	115	125	94	94	14	14	
-----										
TOTALS	RPI 1-25	RPI 26-50	W-L RECORDS	RPI 51-100	RPI 101-999	RPI 201+				
9- 8	0- 0	0- 0	OVERALL	1- 2	8- 6	6- 2				
4- 2	0- 0	0- 0	HOME	1- 0	3- 2	2- 0				
5- 6	0- 0	0- 0	AWAY	0- 2	5- 4	4- 2				
0- 0	0- 0	0- 0	NEUTRAL	0- 0	0- 0	0- 0				
4- 5	0- 0	0- 0	NON-CONFERENCE	1- 2	3- 3	2- 1				
1- 0	0- 0	0- 0	HOME	1- 0	0- 0	0- 0				
3- 5	0- 0	0- 0	AWAY	0- 2	3- 3	2- 1				
0- 0	0- 0	0- 0	NEUTRAL	0- 0	0- 0	0- 0				
5- 3	0- 0	0- 0	CONFERENCE	0- 0	5- 3	4- 1				
3- 2	0- 0	0- 0	HOME	0- 0	3- 2	2- 0				
2- 1	0- 0	0- 0	AWAY	0- 0	2- 1	2- 1				
0- 0	0- 0	0- 0	NEUTRAL	0- 0	0- 0	0- 0				

RPI 1-25				RPI 26-50				RPI 51-100				RPI 101+				Team's RPI: 132
RPI	S	Opponent	Score	RPI	S	Opponent	Score	RPI	S	Opponent	Score	RPI	S	Opponent	Score	
								55	A	Gonzaga	52 91	104	A	UNLV	80 88	
								60	A	UC Davis	67 79	129	H	Weber St.	77 64	
								100	H	Ole Miss	94 79	141	H	Idaho St.	59 88	
												160	H	Idaho	90 101	
												164	A	Nevada	55 67	
												177	A	UC Irvine	82 72	
												205	H	Eastern Wash.	75 60	
												208	A	Montana St.	69 60	
												213	A	Seattle U	77 91	
												230	A	Montana	53 69	
												248	A	San Jose St.	90 78	
												273	A	Sacramento St.	81 72	
												273	H	Sacramento St.	74 73	
												300	A	Portland	77 71	
-----																
LAST 12 Division I GAMES:																
273	A	Sacramento St.	81 72	205	H	Eastern Wash.	75 60	273	H	Sacramento St.	74 73					
129	H	Weber St.	77 64	100	H	Ole Miss	94 79									
141	H	Idaho St.	59 88	177	A	UC Irvine	82 72									
230	A	Montana	53 69	55	A	Gonzaga	52 91									
208	A	Montana St.	69 60	300	A	Portland	77 71									
160	H	Idaho	90 101													

Average RPI Win:	280	WON-LOST	WINNING	LAST 10	STRENGTH OF	OPP. STRENGTH	TEAM	ADJ.	CONF.	ADJ CONF.
Average RPI Loss:	204	RECORD	PCT. RANK	GAMES	SCHEDULE	OF SCHEDULE	RPI	RPI	RPI	RPI
DIV. I ONLY	5- 13	287	5- 5	237	345	283	283	32	32	
DIV. I NON-CONF.	0- 9	337	0- 3	52	316	296	296	32	32	
-----										
TOTALS	RPI 1-25	RPI 26-50	W-L RECORDS	RPI 51-100	RPI 101-999	RPI 201+				
5- 13	0- 1	0- 0	OVERALL	0- 0	5- 12	4- 7				
3- 2	0- 0	0- 0	HOME	0- 0	3- 2	2- 1				
2- 10	0- 1	0- 0	AWAY	0- 0	2- 9	2- 5				
0- 1	0- 0	0- 0	NEUTRAL	0- 0	0- 1	0- 1				
0- 9	0- 1	0- 0	NON-CONFERENCE	0- 0	0- 8	0- 3				
0- 1	0- 0	0- 0	HOME	0- 0	0- 1	0- 0				
0- 7	0- 1	0- 0	AWAY	0- 0	0- 6	0- 2				
0- 1	0- 0	0- 0	NEUTRAL	0- 0	0- 1	0- 1				
5- 4	0- 0	0- 0	CONFERENCE	0- 0	5- 4	4- 4				
3- 1	0- 0	0- 0	HOME	0- 0	3- 1	2- 1				
2- 3	0- 0	0- 0	AWAY	0- 0	2- 3	2- 3				
0- 0	0- 0	0- 0	NEUTRAL	0- 0	0- 0	0- 0				

RPI 1-25				RPI 26-50				RPI 51-100				RPI 101+ Team's RPI: 283			
RPI	S	Opponent	Score	RPI	S	Opponent	Score	RPI	S	Opponent	Score	RPI	S	Opponent	Score
14	A	Texas A&M	70 98									115	H	Ri ce	68 88
												118	A	Cl emson	58 64
												148	A	Col orado St.	59 71
												151	A	Bethune-Cookman	52 77
												157	A	Texas St.	57 84
												186	H	Southern U.	69 62
												232	A	Texas Tech	60 89
												241	A	Texas Southern	61 56
												252	A	Grambl ing	79 81
												262	N	A&M-Corpus Christi	62 72
												272	H	Al corn	72 73
												297	A	Al abama A&M	55 48
												306	A	Jackson St.	61 70
												312	A	Al abama St.	68 70
												319	A	UTRGV	62 78
												338	H	Mi ssi ssi ppi Val .	78 73
												340	H	Ark. -Pi ne Bl uff	64 52
-----															
LAST 12 Division I GAMES:															
297	A	Al abama A&M	55 48	241	A	Texas Southern	61 56								
312	A	Al abama St.	68 70	186	H	Southern U.	69 62								
338	H	Mi ssi ssi ppi Val .	78 73	272	H	Al corn	72 73								
340	H	Ark. -Pi ne Bl uff	64 52	115	H	Ri ce	68 88								
306	A	Jackson St.	61 70	148	A	Col orado St.	59 71								
252	A	Grambl ing	79 81	232	A	Texas Tech	60 89								

Non-Div I Games: Texas-Tyler 99 56 Arlington Baptist 116 73

Prairie View

Average RPI Win:	269	WON-LOST	WINNING	LAST 10	STRENGTH OF	OPP. STRENGTH	TEAM	ADJ.	CONF.	ADJ CONF.
Average RPI Loss:	162	RECORD	PCT. RANK	GAMES	SCHEDULE	OF SCHEDULE	RPI	RPI	RPI	RPI
DIV. I ONLY	7- 13	254	5- 5	223	263	259	259	28	28	
DIV. I NON-CONF.	3- 8	268	2- 1	162	146	245	245	28	28	
-----										
TOTALS	RPI 1-25	RPI 26-50	W-L RECORDS	RPI 51-100	RPI 101-999	RPI 201+				
7- 13	0- 2	0- 0	OVERALL	0- 3	7- 8	6- 5				
5- 4	0- 0	0- 0	HOME	0- 0	5- 4	4- 3				
2- 9	0- 0	0- 0	AWAY	0- 1	2- 1	2- 0				
0- 0	0- 0	0- 0	NEUTRAL	0- 0	0- 0	0- 0				
3- 8	0- 2	0- 0	NON-CONFERENCE	0- 3	3- 3	2- 3				
2- 2	0- 0	0- 0	HOME	0- 0	2- 2	1- 2				
1- 6	0- 2	0- 0	AWAY	0- 3	1- 1	1- 1				
0- 0	0- 0	0- 0	NEUTRAL	0- 0	0- 0	0- 0				
4- 5	0- 0	0- 0	CONFERENCE	0- 0	4- 5	4- 2				
3- 2	0- 0	0- 0	HOME	0- 0	3- 2	3- 1				
1- 3	0- 0	0- 0	AWAY	0- 0	1- 3	1- 1				
0- 0	0- 0	0- 0	NEUTRAL	0- 0	0- 0	0- 0				

RPI 1-25				RPI 26-50				RPI 51-100				RPI 101+ Team's RPI: 259			
RPI	S	Opponent	Score	RPI	S	Opponent	Score	RPI	S	Opponent	Score	RPI	S	Opponent	Score
8	A	UCLA	40 76					77	A	Belmont	48 90	108	H	Liberty	64 76
15	A	Duke	45 79					86	A	North Carolina	56 91	133	A	High Point	55 81
								91	A	Chattanooga	51 71	188	H	Furman	76 75
												189	A	Radford	55 93
												220	H	Gardner-Webb	72 69
												231	H	UNCG	57 64
												237	A	San Diego St.	50 77
												240	A	UNC Asheville	76 74
												257	H	Campbell	65 59
												269	H	Kennesaw St.	51 60
												305	A	USC Upstate	83 69
												317	H	Charleston So.	61 64
												334	H	N.C. Central	69 60
												337	H	Winthrop	78 45
												349	A	Longwood	56 66
-----															
LAST 12 Division I GAMES:															
317	H	Charleston So.	61 64	133	A	High Point	55 81								
240	A	UNC Asheville	76 74	349	A	Longwood	56 66								
337	H	Winthrop	78 45	108	H	Liberty	64 76								
189	A	Radford	55 93	188	H	Furman	76 75								
220	H	Gardner-Webb	72 69	231	H	UNCG	57 64								
257	H	Campbell	65 59	334	H	N.C. Central	69 60								

Non-Div I Games:

Presbyterian

Princeton				Through Games Of Jan. 30, 2018								
Average RPI	Win:	173	WON-LOST	WINNING	LAST 10	STRENGTH OF	OPP. STRENGTH	TEAM	ADJ.	CONF.	ADJ CONF.	
Average RPI	Loss:	38	RECORD	PCT. RANK	GAMES	SCHEDULE	OF SCHEDULE	RPI	RPI	RPI	RPI	
DIV. I ONLY			13- 3	24	9- 1	140	83	52	52	9	9	
DIV. I NON-CONF.			10- 3	51	7- 2	130	35	49	49	9	9	
-----												
TOTALS	RPI	1-25		RPI	26-50	W-L RECORDS	RPI	51-100	RPI	101-999	RPI	201+
13- 3		0- 2			0- 0	OVERALL		3- 1		10- 0		4- 0
5- 2		0- 1			0- 0	HOME		0- 1		5- 0		2- 0
6- 1		0- 1			0- 0	AWAY		2- 0		4- 0		2- 0
2- 0		0- 0			0- 0	NEUTRAL		1- 0		1- 0		0- 0
10- 3		0- 2			0- 0	NON-CONFERENCE		3- 1		7- 0		3- 0
3- 2		0- 1			0- 0	HOME		0- 1		3- 0		1- 0
5- 1		0- 1			0- 0	AWAY		2- 0		3- 0		2- 0
2- 0		0- 0			0- 0	NEUTRAL		1- 0		1- 0		0- 0
3- 0		0- 0			0- 0	CONFERENCE		0- 0		3- 0		1- 0
2- 0		0- 0			0- 0	HOME		0- 0		2- 0		1- 0
1- 0		0- 0			0- 0	AWAY		0- 0		1- 0		0- 0
0- 0		0- 0			0- 0	NEUTRAL		0- 0		0- 0		0- 0

RPI 1-25				RPI 26-50				RPI 51-100 Team's RPI: 52				RPI 101+			
RPI	S	Opponent	Score	RPI	S	Opponent	Score	RPI	S	Opponent	Score	RPI	S	Opponent	Score
19	A	Rutgers	50 70					58	A	Qui nni pi ac	60 46	109	A	Penn	70 55
21	H	Vi l l anova	59 62					73	H	Georgi a Tech	56 67	112	H	George Washi ngton	72 52
								91	N	Chattanooga	59 49	121	H	Del aware	78 60
								94	A	Seton Hall	85 83	146	A	Davi dson	63 57
												155	N	Saint Joseph' s	63 54
												196	H	Col umbi a	69 47
												235	A	Lafayette	53 45
												280	H	Cornel l	75 54
												326	A	Wagner	58 37
												331	H	UMBC	77 40
-----															
LAST 12 Di vi si on I GAMES:															
280	H	Cornel l	75 54	326	A	Wagner	58 37								
196	H	Col umbi a	69 47	19	A	Rutgers	50 70								
109	A	Penn	70 55	58	A	Qui nni pi ac	60 46								
331	H	UMBC	77 40	235	A	Lafayette	53 45								
91	N	Chattanooga	59 49	121	H	Del aware	78 60								
155	N	Saint Joseph' s	63 54	21	H	Vi l l anova	59 62								

Non-Di v I Games:

Princeton

Average RPI Win:	169	WON-LOST	WINNING	LAST 10	STRENGTH OF	OPP. STRENGTH	TEAM	ADJ.	CONF.	ADJ CONF.
Average RPI Loss:	100	RECORD	PCT. RANK	GAMES	SCHEDULE	OF SCHEDULE	RPI	RPI	RPI	RPI
DIV. I ONLY	9- 14	242	2- 8	121	60	185	185	6	6	
DIV. I NON-CONF.	7- 5	132	1- 0	235	195	161	161	5	5	
-----										
TOTALS	RPI 1-25	RPI 26-50	W-L RECORDS	RPI 51-100	RPI 101-999	RPI 201+				
9- 14	0- 2	0- 2	OVERALL	2- 5	7- 5	2- 1				
3- 8	0- 2	0- 1	HOME	1- 2	2- 3	1- 0				
3- 6	0- 0	0- 1	AWAY	1- 3	2- 2	0- 1				
3- 0	0- 0	0- 0	NEUTRAL	0- 0	3- 0	1- 0				
7- 5	0- 0	0- 0	NON-CONFERENCE	0- 2	7- 3	2- 1				
2- 3	0- 0	0- 0	HOME	0- 1	2- 2	1- 0				
2- 2	0- 0	0- 0	AWAY	0- 1	2- 1	0- 1				
3- 0	0- 0	0- 0	NEUTRAL	0- 0	3- 0	1- 0				
2- 9	0- 2	0- 2	CONFERENCE	2- 3	0- 2	0- 0				
1- 5	0- 2	0- 1	HOME	1- 1	0- 1	0- 0				
1- 4	0- 0	0- 1	AWAY	1- 2	0- 1	0- 0				
0- 0	0- 0	0- 0	NEUTRAL	0- 0	0- 0	0- 0				

RPI 1-25				RPI 26-50				RPI 51-100				RPI 101+				Team's RPI: 185
RPI	S	Opponent	Score	RPI	S	Opponent	Score	RPI	S	Opponent	Score	RPI	S	Opponent	Score	
20	H	Marquette	60 <b>77</b>	26	H	DePaul	48 <b>71</b>	56	A	St. John's (NY)	49 44	101	H	Brown	59 <b>64</b>	
21	H	Villanova	55 <b>63</b>	44	A	Creighton	56 <b>73</b>	56	H	St. John's (NY)	70 68	102	N	Wright St.	74 69	
								58	A	Quinnipiac	36 <b>62</b>	122	A	Yale	55 51	
								80	H	Penn St.	51 <b>60</b>	125	H	Georgetown	43 <b>75</b>	
								90	A	Butler	57 <b>68</b>	153	A	Northeastern	98 95	
								94	A	Seton Hall	56 <b>65</b>	175	N	Stetson	56 45	
								94	H	Seton Hall	56 <b>65</b>	180	H	Boston College	63 55	
												195	A	Xavier	59 <b>68</b>	
												196	H	Columbia	64 <b>73</b>	
												256	A	Sacred Heart	75 <b>78</b>	
												329	H	Rhode Island	65 41	
												345	N	Savannah St.	78 48	
-----																
LAST 12 Division I GAMES:																
56	H	St. John's (NY)	70 68	26	H	DePaul	48 <b>71</b>	56	H	St. John's (NY)	49 44	180	H	Boston College	63 55	
94	H	Seton Hall	56 <b>65</b>	94	A	Seton Hall	56 <b>65</b>	56	A	St. John's (NY)	49 44					
90	A	Butler	57 <b>68</b>	56	A	St. John's (NY)	49 44	21	H	Villanova	55 <b>63</b>					
195	A	Xavier	59 <b>68</b>	56	H	Georgetown	43 <b>75</b>	125	H	Georgetown	43 <b>75</b>					
44	A	Creighton	56 <b>73</b>	180	H	Boston College	63 55									
20	H	Marquette	60 <b>77</b>													

Non-Div I Games:

Providence

Purdue

Purdue				Through Games Of Jan. 30, 2018							
Average RPI	Win:	142	WON-LOST	WINNING	LAST 10	STRENGTH OF	OPP. STRENGTH	TEAM	ADJ.	CONF.	ADJ CONF.
Average RPI	Loss:	56	RECORD	PCT. RANK	GAMES	SCHEDULE	OF SCHEDULE	RPI	RPI	RPI	RPI
DIV. I ONLY			14- 8	98	7- 3	24	53	47	47	3	3
DIV. I NON-CONF.			9- 5	99	3- 1	38	121	58	58	4	4
-----											
TOTALS		RPI 1-25		RPI 26-50		W-L RECORDS		RPI 51-100	RPI 101-999	RPI 201+	
14- 8		1- 1		2- 3		OVERALL		2- 4	9- 0	4- 0	
10- 2		1- 0		0- 1		HOME		2- 1	7- 0	3- 0	
3- 5		0- 1		2- 1		AWAY		0- 3	1- 0	1- 0	
1- 1		0- 0		0- 1		NEUTRAL		0- 0	1- 0	0- 0	
9- 5		0- 0		1- 2		NON-CONFERENCE		1- 3	7- 0	4- 0	
6- 2		0- 0		0- 1		HOME		1- 1	5- 0	3- 0	
2- 2		0- 0		1- 0		AWAY		0- 2	1- 0	1- 0	
1- 1		0- 0		0- 1		NEUTRAL		0- 0	1- 0	0- 0	
5- 3		1- 1		1- 1		CONFERENCE		1- 1	2- 0	0- 0	
4- 0		1- 0		0- 0		HOME		1- 0	2- 0	0- 0	
1- 3		0- 1		1- 1		AWAY		0- 1	0- 0	0- 0	
0- 0		0- 0		0- 0		NEUTRAL		0- 0	0- 0	0- 0	

Purdue

RPI 1-25				RPI 26-50				Team's RPI: 47				RPI 51-100				RPI 101+			
RPI	S	Opponent	Score	RPI	S	Opponent	Score	RPI	S	Opponent	Score	RPI	S	Opponent	Score	RPI	S	Opponent	Score
19	A	Rutgers	50 58	30	A	Iowa	76 70	69	A	Indiana	54 72	111	H	Miami (OH)	75 66				
19	H	Rutgers	47 33	32	H	Bail St.	60 66	73	A	Georgi a Tech	55 68	136	H	Lamar Uni versi ty	79 64				
				36	A	Central Mi ch.	79 69	78	H	Oh i o	71 77	171	N	Marist	61 47				
				45	N	Southern Cali forni a	46 58	80	H	Penn St.	88 73	176	H	Northwestern	63 60				
				50	A	Nebraska	51 75	81	A	Utah	68 81	178	H	Wi sconsi n	57 35				
								87	H	Saint Mary' s (CA)	70 60	205	H	Eastern Wash.	65 40				
												228	H	UT Martin	60 58				
												246	A	Hawai i	79 67				
												286	H	Val parai so	95 49				
-----																			
LAST 12 Di vi sion I GAMES:																			
				80	H	Penn St.	88 73	178	H	Wi sconsi n	57 35								
				50	A	Nebraska	51 75	19	A	Rutgers	50 58								
				176	H	Northwestern	63 60	87	H	Saint Mary' s (CA)	70 60								
				30	A	Iowa	76 70	228	H	UT Martin	60 58								
				19	H	Rutgers	47 33	205	H	Eastern Wash.	65 40								
				69	A	Indi ana	54 72	78	H	Oh i o	71 77								

Non-Div I Games:

Purdue



Average RPI	Win: 211	WON-LOST RECORD	WINNING PCT. RANK	LAST 10 GAMES	STRENGTH OF SCHEDULE	OPP. STRENGTH OF SCHEDULE	TEAM RPI	ADJ. RPI	CONF. RPI	ADJ CONF. RPI
Average RPI	Loss: 28									
DIV. I ONLY	17- 5	35	10- 0	136	136	58	58	27	27	
DIV. I NON-CONF.	6- 5	153	1- 0	6	10	25	25	26	26	
-----										
TOTALS	RPI 1-25	RPI 26-50	W-L RECORDS	RPI 51-100	RPI 101-999	RPI 201+				
17- 5	0- 2	2- 2	OVERALL	1- 1	14- 0	11- 0				
9- 1	0- 0	1- 0	HOME	1- 1	7- 0	4- 0				
8- 3	0- 1	1- 2	AWAY	0- 0	7- 0	7- 0				
0- 1	0- 1	0- 0	NEUTRAL	0- 0	0- 0	0- 0				
6- 5	0- 2	2- 2	NON-CONFERENCE	1- 1	3- 0	2- 0				
3- 1	0- 0	1- 0	HOME	1- 1	1- 0	0- 0				
3- 3	0- 1	1- 2	AWAY	0- 0	2- 0	2- 0				
0- 1	0- 1	0- 0	NEUTRAL	0- 0	0- 0	0- 0				
11- 0	0- 0	0- 0	CONFERENCE	0- 0	11- 0	9- 0				
6- 0	0- 0	0- 0	HOME	0- 0	6- 0	4- 0				
5- 0	0- 0	0- 0	AWAY	0- 0	5- 0	5- 0				
0- 0	0- 0	0- 0	NEUTRAL	0- 0	0- 0	0- 0				

RPI 1-25				RPI 26-50				RPI 51-100 Team's RPI: 58				RPI 101+			
RPI	S	Opponent	Score	RPI	S	Opponent	Score	RPI	S	Opponent	Score	RPI	S	Opponent	Score
6	A	Ohio St.	63 95	30	A	Iowa	67 83	51	H	Dayton	72 66	171	H	Marist	62 56
12	N	Missouri	51 66	36	A	Central Mi ch.	84 70	52	H	Princeton	46 60	185	H	Provi dence	62 36
				41	A	Mi chi gan St.	55 74					197	H	Si ena	68 54
				49	H	Northern Colo.	60 49					202	A	Hampton	64 58
												212	A	Ni agara	84 55
												212	H	Ni agara	77 61
												225	A	Ri chmond	81 65
												238	A	Manhattan	80 64
												260	H	Fairfi eld	77 45
												265	H	Ri der	73 66
												291	A	Canis i us	84 55
												302	A	Monmouth	76 55
												342	A	Iona	74 38
												343	H	Saint Peter's	86 39
-----															
LAST 12 Di vi si on I GAMES:															
				212	A	Ni agara	84 55	171	H	Marist	62 56				
				291	A	Canis i us	84 55	342	A	Iona	74 38				
				260	H	Fairfi eld	77 45	212	H	Ni agara	77 61				
				302	A	Monmouth	76 55	238	A	Manhattan	80 64				
				265	H	Ri der	73 66	197	H	Si ena	68 54				
				343	H	Saint Peter's	86 39	36	A	Central Mi ch.	84 70				

Non-Di v I Games:

Qui nni pi ac

Average RPI Win:	275	WON-LOST	WINNING	LAST 10	STRENGTH OF	OPP. STRENGTH	TEAM	ADJ.	CONF.	ADJ CONF.
Average RPI Loss:	155	RECORD	PCT. RANK	GAMES	SCHEDULE	OF SCHEDULE	RPI	RPI	RPI	RPI
DIV. I ONLY	12- 7	103	6- 3	321	290	189	189	28	28	
DIV. I NON-CONF.	6- 4	122	2- 0	309	212	184	184	28	28	
-----										
TOTALS	RPI 1-25	RPI 26-50	W-L RECORDS	RPI 51-100	RPI 101-999	RPI 201+				
12- 7	0- 0	0- 1	OVERALL	0- 2	12- 4	11- 3				
6- 1	0- 0	0- 0	HOME	0- 0	6- 1	5- 1				
4- 5	0- 0	0- 0	AWAY	0- 0	4- 2	4- 2				
2- 1	0- 0	0- 1	NEUTRAL	0- 0	2- 0	2- 0				
6- 4	0- 0	0- 1	NON-CONFERENCE	0- 2	6- 1	6- 1				
3- 0	0- 0	0- 0	HOME	0- 0	3- 0	3- 0				
1- 3	0- 0	0- 0	AWAY	0- 2	1- 1	1- 1				
2- 1	0- 0	0- 1	NEUTRAL	0- 0	2- 0	2- 0				
6- 3	0- 0	0- 0	CONFERENCE	0- 0	6- 3	5- 2				
3- 1	0- 0	0- 0	HOME	0- 0	3- 1	2- 1				
3- 2	0- 0	0- 0	AWAY	0- 0	3- 2	3- 1				
0- 0	0- 0	0- 0	NEUTRAL	0- 0	0- 0	0- 0				

Radford

Radford

RPI 1-25				RPI 26-50				RPI 51-100				RPI 101+ Team's RPI: 189			
RPI	S	Opponent	Score	RPI	S	Opponent	Score	RPI	S	Opponent	Score	RPI	S	Opponent	Score
				39	N	West Virginia	55 75	74	A	Virginia Tech	42 68	108	A	Liberty	56 61
								86	A	North Carolina	46 79	133	H	High Point	50 47
												214	N	Abilene Christian	71 65
												220	A	Gardner-Webb	53 69
												231	H	UNCG	56 53
												240	H	UNC Asheville	56 67
												257	A	Campbell	51 50
												259	H	Presbyterian	93 55
												271	H	Appalachian St.	61 40
												281	N	Towson	69 66
												316	H	VCU	79 62
												317	A	Charleston So.	61 56
												321	A	Western Caro.	27 39
												330	A	Tennessee Tech	60 41
												337	H	Winthrop	78 52
												349	A	Longwood	52 33
-----															
LAST 12 Division I GAMES:															
				257	A	Campbell	51 50	240	H	UNC Asheville	56 67				
				108	A	Liberty	56 61	220	A	Gardner-Webb	53 69				
				133	H	High Point	50 47	337	H	Winthrop	78 52				
				259	H	Presbyterian	93 55	281	N	Towson	69 66				
				349	A	Longwood	52 33	214	N	Abilene Christian	71 65				
				317	A	Charleston So.	61 56	39	N	West Virginia	55 75				

Non-Div I Games: UVa-Wise 75 43

Radford

Average RPI Win:	276	WON-LOST	WINNING	LAST 10	STRENGTH OF	OPP. STRENGTH	TEAM	ADJ.	CONF.	ADJ CONF.
Average RPI Loss:	166	RECORD	PCT. RANK	GAMES	SCHEDULE	OF SCHEDULE	RPI	RPI	RPI	RPI
DIV. I ONLY	3- 18	322	1- 8	259	179	329	329	12	12	
DIV. I NON-CONF.	2- 10	300	0- 2	229	230	321	321	10	10	
-----										
TOTALS	RPI 1-25	RPI 26-50	W-L RECORDS	RPI 51-100	RPI 101-999	RPI 201+				
3- 18	0- 0	0- 1	OVERALL	0- 2	3- 15	3- 6				
3- 6	0- 0	0- 0	HOME	0- 1	3- 5	3- 4				
0- 11	0- 0	0- 1	AWAY	0- 1	0- 9	0- 1				
0- 1	0- 0	0- 0	NEUTRAL	0- 0	0- 1	0- 1				
2- 10	0- 0	0- 1	NON-CONFERENCE	0- 1	2- 8	2- 2				
2- 2	0- 0	0- 0	HOME	0- 1	2- 1	2- 1				
0- 7	0- 0	0- 1	AWAY	0- 0	0- 6	0- 0				
0- 1	0- 0	0- 0	NEUTRAL	0- 0	0- 1	0- 1				
1- 8	0- 0	0- 0	CONFERENCE	0- 1	1- 7	1- 4				
1- 4	0- 0	0- 0	HOME	0- 0	1- 4	1- 3				
0- 4	0- 0	0- 0	AWAY	0- 1	0- 3	0- 1				
0- 0	0- 0	0- 0	NEUTRAL	0- 0	0- 0	0- 0				

RPI 1-25				RPI 26-50				RPI 51-100				RPI 101+ Team's RPI: 329			
RPI	S	Opponent	Score	RPI	S	Opponent	Score	RPI	S	Opponent	Score	RPI	S	Opponent	Score
				41	A	Michigan St.	38 82	51	A	Dayton	58 116	107	A	Dartmouth	54 70
								53	H	Minnesota	60 82	109	A	Penn	66 84
												110	H	George Mason	53 92
												112	A	George Washington	52 65
												146	A	Davi dson	67 77
												165	A	Jacksonville St.	53 63
												171	A	Marist	42 64
												185	A	Provi dence	41 65
												187	A	Samford	37 67
												221	H	La Salle	72 63
												223	H	Holy Cross	63 69
												225	H	Ri chmond	53 74
												229	A	St. Bonaventure	70 81
												260	H	Fai rfield	62 47
												278	N	Bryant	52 58
												288	H	Massachusetts	59 61
												316	H	VCU	49 61
												348	H	UMass Lowell	81 64
-----															
LAST 12 Division I GAMES:															
				288	H	Massachusetts	59 61	146	A	Davi dson	67 77				
				112	A	George Washington	52 65	51	A	Dayton	58 116				
				221	H	La Salle	72 63	225	H	Ri chmond	53 74				
				229	A	St. Bonaventure	70 81	109	A	Penn	66 84				
				110	H	George Mason	53 92	223	H	Holy Cross	63 69				
				316	H	VCU	49 61	260	H	Fai rfield	62 47				

Non-Div I Games: Southern Conn. St. 57 62

Rhode Island

Average RPI Win:	255	WON-LOST	WINNING	LAST 10	STRENGTH OF	OPP. STRENGTH	TEAM	ADJ.	CONF.	ADJ CONF.
Average RPI Loss:	144	RECORD	PCT. RANK	GAMES	SCHEDULE	OF SCHEDULE	RPI	RPI	RPI	RPI
DIV. I ONLY	16- 3	18	9- 1	343	188	115	115	18	18	
DIV. I NON-CONF.	10- 2	33	5- 0	338	226	131	131	19	19	
-----										
TOTALS	RPI 1-25	RPI 26-50	W-L RECORDS	RPI 51-100	RPI 101-999	RPI 201+				
16- 3	0- 1	0- 0	OVERALL	0- 0	16- 2	11- 1				
8- 0	0- 0	0- 0	HOME	0- 0	8- 0	5- 0				
8- 3	0- 1	0- 0	AWAY	0- 0	8- 2	6- 1				
0- 0	0- 0	0- 0	NEUTRAL	0- 0	0- 0	0- 0				
10- 2	0- 1	0- 0	NON-CONFERENCE	0- 0	10- 1	8- 0				
5- 0	0- 0	0- 0	HOME	0- 0	5- 0	3- 0				
5- 2	0- 1	0- 0	AWAY	0- 0	5- 1	5- 0				
0- 0	0- 0	0- 0	NEUTRAL	0- 0	0- 0	0- 0				
6- 1	0- 0	0- 0	CONFERENCE	0- 0	6- 1	3- 1				
3- 0	0- 0	0- 0	HOME	0- 0	3- 0	2- 0				
3- 1	0- 0	0- 0	AWAY	0- 0	3- 1	1- 1				
0- 0	0- 0	0- 0	NEUTRAL	0- 0	0- 0	0- 0				

RPI 1-25				RPI 26-50				RPI 51-100				RPI 101+				Team's RPI: 115
RPI	S	Opponent	Score	RPI	S	Opponent	Score	RPI	S	Opponent	Score	RPI	S	Opponent	Score	
14	A	Texas A&M	76 82									114	H	Little Rock	58 51	
												117	H	UTEP	56 42	
												135	A	Kansas	65 73	
												172	A	Charlotte	62 55	
												184	A	Fla. Atlantic	67 53	
												196	H	Columbia	67 44	
												234	A	North Texas	50 49	
												262	A	A&M-Corpus Christi	67 56	
												264	A	Grand Canyon	69 59	
												283	A	Prairie View	88 68	
												284	A	FIU	58 68	
												301	H	Incarnate Word	60 43	
												315	H	UTSA	83 52	
												320	H	Old Dominion	53 45	
												323	A	Sam Houston St.	79 50	
												327	H	Houston Baptist	67 45	
												328	A	Northern Ariz.	88 83	
												332	H	La. -Monroe	63 47	
-----																
LAST 12 Division I GAMES:																
320	H	Old Dominion	53 45	234	A	North Texas	50 49	196	H	Columbia	67 44	283	A	Prairie View	88 68	
117	H	UTEP	56 42					262	A	A&M-Corpus Christi	67 56	332	H	La. -Monroe	63 47	
172	A	Charlotte	62 55					301	H	Incarnate Word	60 43					
284	A	FIU	58 68													
184	A	Fla. Atlantic	67 53													
315	H	UTSA	83 52													

Non-Div I Games:

Rice

R  
i  
c  
h  
m  
o  
n  
d

Ri chmond				Through Games Of Jan. 30, 2018							
Average RPI	Wi n:	277	WON-LOST	WINNING	LAST 10	STRENGTH OF	OPP. STRENGTH	TEAM	ADJ.	CONF.	ADJ CONF.
Average RPI	Loss:	116	RECORD	PCT. RANK	GAMES	SCHEDULE	OF SCHEDULE	RPI	RPI	RPI	RPI
DIV. I ONLY		8- 14	252	3- 7		162	211	225	225	12	12
DIV. I NON-CONF.		5- 8	220	0- 3		149	288	208	208	10	10
-----											
TOTALS		RPI 1-25	RPI 26-50		W-L RECORDS		RPI 51-100	RPI 101-999	RPI 201+		
8- 14		0- 0	0- 0		OVERALL		0- 4	8- 10	7- 0		
1- 8		0- 0	0- 0		HOME		0- 4	1- 4	1- 0		
6- 3		0- 0	0- 0		AWAY		0- 0	6- 0	5- 0		
1- 3		0- 0	0- 0		NEUTRAL		0- 0	1- 3	1- 0		
5- 8		0- 0	0- 0		NON-CONFERENCE		0- 2	5- 6	4- 0		
0- 4		0- 0	0- 0		HOME		0- 2	0- 2	0- 0		
4- 1		0- 0	0- 0		AWAY		0- 0	4- 1	3- 0		
1- 3		0- 0	0- 0		NEUTRAL		0- 0	1- 3	1- 0		
3- 6		0- 0	0- 0		CONFERENCE		0- 2	3- 4	3- 0		
1- 4		0- 0	0- 0		HOME		0- 2	1- 2	1- 0		
2- 2		0- 0	0- 0		AWAY		0- 0	2- 2	2- 0		
0- 0		0- 0	0- 0		NEUTRAL		0- 0	0- 0	0- 0		

RPI 1-25				RPI 26-50				RPI 51-100				RPI 101+ Team's RPI: 225			
RPI	S	Opponent	Score	RPI	S	Opponent	Score	RPI	S	Opponent	Score	RPI	S	Opponent	Score
								51	H	Dayton	59 66	102	N	Wright St.	69 85
								58	H	Qui nni pi ac	65 81	103	H	Wake Forest	81 85
								66	H	Fordham	38 43	105	H	Saint Loui s	61 79
								84	H	Navy	56 76	110	A	George Mason	56 77
												138	H	William & Mary	64 78
												146	H	Davi dson	65 68
												151	N	Bethune-Cookman	50 63
												155	A	Saint Joseph's	72 81
												174	N	Florida	80 87
												175	A	Stetson	67 72
												196	A	Col umbi a	85 79
												221	H	La Salle	77 51
												226	A	East Carol ina	65 64
												260	A	Fairfi eld	72 67
												316	A	VCU	77 68
												320	A	Ol d Domini on	54 45
												329	A	Rhode Isl and	74 53
												345	N	Savannah St.	100 63
-----															
LAST 12 Di vi si on I GAMES:															
316	A	VCU	77 68	221	H	La Salle	77 51	51	H	Dayton	59 66	105	H	Saint Loui s	61 79
66	H	Fordham	38 43	329	A	Rhode Isl and	74 53	66	H	Fordham	38 43	151	N	Bethune-Cookman	50 63
110	A	George Mason	56 77	175	A	Stetson	67 72	146	H	Davi dson	65 68	84	H	Navy	56 76
155	A	Saint Joseph's	72 81												

R  
i  
c  
h  
m  
o  
n  
d

Non-Di v I Games:

Ri chmond

R  
i  
d  
e  
rR  
i  
d  
e  
r

Ri der

Average RPI Win: 261

Average RPI Loss: 117

WON-LOST  
RECORDWINNING  
PCT. RANKLAST 10  
GAMESSTRENGTH OF  
SCHEDULEOPP. STRENGTH  
OF SCHEDULETEAM  
RPIADJ.  
RPICONF.  
RPIADJ CONF.  
RPIDIV. I ONLY  
DIV. I NON-CONF.15- 4  
6- 434  
1229- 1  
1- 1333  
318236  
134158  
222158  
22229  
2929  
29

TOTALS

RPI 1-25

RPI 26-50

W-L RECORDS

RPI 51-100

RPI 101-999

RPI 201+

15- 4  
8- 2  
7- 1  
0- 10- 0  
0- 0  
0- 0  
0- 00- 1  
0- 0  
0- 1  
0- 0OVERALL  
HOME  
AWAY  
NEUTRAL0- 0  
0- 0  
0- 0  
0- 015- 3  
8- 2  
7- 0  
0- 113- 0  
7- 0  
6- 0  
0- 06- 4  
3- 2  
3- 1  
0- 10- 0  
0- 0  
0- 0  
0- 00- 1  
0- 0  
0- 1  
0- 0NON-CONFERENCE  
HOME  
AWAY  
NEUTRAL0- 0  
0- 0  
0- 0  
0- 06- 3  
3- 2  
3- 0  
0- 15- 0  
3- 0  
2- 0  
0- 09- 0  
5- 0  
4- 0  
0- 00- 0  
0- 0  
0- 0  
0- 00- 0  
0- 0  
0- 0  
0- 0CONFERENCE  
HOME  
AWAY  
NEUTRAL0- 0  
0- 0  
0- 0  
0- 09- 0  
5- 0  
4- 0  
0- 08- 0  
4- 0  
4- 0  
0- 0

RPI S Opponent Score

RPI S Opponent Score  
41 A Michigan St. 58 100

RPI S Opponent Score

RPI S Opponent Score Team's RPI: 158

123	H	Kent St.	31	46
142	H	Bowling Green	62	64
147	H	Saint Francis (PA)	63	62
163	N	San Francisco	45	57
169	A	Cal Poly	66	50
235	H	Lafayette	63	42
242	H	Youngstown St.	84	52
256	A	Sacred Heart	91	57
261	A	Mt. St. Mary's	77	68
263	A	Fairleigh Dickinson	77	68
267	A	Northern Ky.	59	50
274	H	LIU Brooklyn	60	53
275	H	St. Francis Brooklyn	59	36
278	H	Bryant	72	49
302	H	Monmouth	56	38
310	H	Central Conn. St.	66	47
311	A	Delaware St.	65	42
326	A	Wagner	58	52

LAST 12 Division I GAMES:

310	H	Central Conn. St.	66	47
278	H	Bryant	72	49
261	A	Mt. St. Mary's	77	68
326	A	Wagner	58	52
147	H	Saint Francis (PA)	63	62
275	H	St. Francis Brooklyn	59	36
274	H	LIU Brooklyn	60	53
256	A	Sacred Heart	91	57
263	A	Fairleigh Dickinson	77	68
123	H	Kent St.	31	46
235	H	Lafayette	63	42
311	A	Delaware St.	65	42

Non-Div I Games:

Clarion

67 60

Robert Morris

Average RPI Win: 103

Average RPI Loss: 57

WON-LOST  
RECORDWINNING  
PCT. RANKLAST 10  
GAMESSTRENGTH OF  
SCHEDULEOPP. STRENGTH  
OF SCHEDULETEAM  
RPIADJ.  
RPICONF.  
RPIADJ CONF.  
RPIDIV. I ONLY  
DIV. I NON-CONF.17- 6  
12- 256  
226- 4  
3- 017  
1821  
2419  
1019  
103  
43  
4

TOTALS

RPI 1-25

RPI 26-50

W-L RECORDS

RPI 51-100

RPI 101-999

RPI 201+

17- 6

1- 1

4- 2

OVERALL

6- 3

6- 0

1- 0

12- 1

1- 0

3- 1

HOME

4- 0

4- 0

1- 0

4- 3

0- 0

1- 1

AWAY

1- 2

2- 0

0- 0

1- 2

0- 1

0- 0

NEUTRAL

1- 1

0- 0

0- 0

12- 2

1- 1

2- 0

NON-CONFERENCE

4- 1

5- 0

1- 0

8- 0

1- 0

2- 0

HOME

2- 0

3- 0

1- 0

3- 0

0- 0

0- 0

AWAY

1- 0

2- 0

0- 0

1- 2

0- 1

0- 0

NEUTRAL

1- 1

0- 0

0- 0

5- 4

0- 0

2- 2

CONFERENCE

2- 2

1- 0

0- 0

4- 1

0- 0

1- 1

HOME

2- 0

1- 0

0- 0

1- 3

0- 0

1- 1

AWAY

0- 2

0- 0

0- 0

0- 0

0- 0

0- 0

NEUTRAL

0- 0

0- 0

0- 0

RPI 1-25

Team's RPI: 19

RPI 26-50

RPI 51-100

RPI 101+

RPI	S	Opponent	Score
17	H	NC State	57 53
18	N	South Carolina	68 78

RPI	S	Opponent	Score
28	H	Virginia	52 43
41	A	Michigan St.	61 58
47	A	Purdue	33 47
47	H	Purdue	58 50
48	H	Houston	75 57
50	H	Nebraska	42 52

RPI	S	Opponent	Score
52	H	Princeton	70 50
53	H	Minnesota	80 70
69	A	Indiana	58 64
79	N	Washington St.	60 63
80	A	Penn St.	67 70
80	H	Penn St.	70 65
89	A	James Madison	76 63
94	H	Seton Hall	70 45
98	N	Western Mich.	75 64

RPI	S	Opponent	Score
103	H	Wake Forest	65 51
167	A	Temple	84 67
172	A	Charlotte	77 54
194	H	Illinois	76 37
197	H	Siena	59 47
263	H	Fairleigh Dickinson	101 35

LAST 12 Division I GAMES:

69	A	Indiana	58 64	194	H	Illinois	76 37
50	H	Nebraska	42 52	41	A	Michigan St.	61 58
80	A	Penn St.	67 70	47	H	Purdue	58 50
53	H	Minnesota	80 70	48	H	Houston	75 57
47	A	Purdue	33 47	52	H	Princeton	70 50
80	H	Penn St.	70 65	263	H	Fairleigh Dickinson	101 35

Non-Div I Games:

Rutgers



Average RPI Win:	246	WON-LOST	WINNING	LAST 10	STRENGTH OF	OPP. STRENGTH	TEAM	ADJ.	CONF.	ADJ CONF.
Average RPI Loss:	169	RECORD	PCT. RANK	GAMES	SCHEDULE	OF SCHEDULE	RPI	RPI	RPI	RPI
DIV. I ONLY	12- 3	30	8- 0	324	272	113	113	25	25	
DIV. I NON-CONF.	4- 3	143	0- 2	236	293	144	144	25	25	
-----										
TOTALS	RPI 1-25	RPI 26-50	W-L RECORDS	RPI 51-100	RPI 101-999	RPI 201+				
12- 3	0- 0	0- 0	OVERALL	2- 1	10- 2	9- 2				
7- 0	0- 0	0- 0	HOME	2- 0	5- 0	5- 0				
3- 3	0- 0	0- 0	AWAY	0- 1	3- 2	2- 2				
2- 0	0- 0	0- 0	NEUTRAL	0- 0	2- 0	2- 0				
4- 3	0- 0	0- 0	NON-CONFERENCE	1- 1	3- 2	3- 2				
2- 0	0- 0	0- 0	HOME	1- 0	1- 0	1- 0				
0- 3	0- 0	0- 0	AWAY	0- 1	0- 2	0- 2				
2- 0	0- 0	0- 0	NEUTRAL	0- 0	2- 0	2- 0				
8- 0	0- 0	0- 0	CONFERENCE	1- 0	7- 0	6- 0				
5- 0	0- 0	0- 0	HOME	1- 0	4- 0	4- 0				
3- 0	0- 0	0- 0	AWAY	0- 0	3- 0	2- 0				
0- 0	0- 0	0- 0	NEUTRAL	0- 0	0- 0	0- 0				

RPI 1-25				RPI 26-50				RPI 51-100				RPI 101+				Team's RPI: 113
RPI	S	Opponent	Score	RPI	S	Opponent	Score	RPI	S	Opponent	Score	RPI	S	Opponent	Score	
								70	A	Kansas St.	49 74	181	A	New Orleans	74 67	
								75	H	South Dakota	77 55	208	A	Montana St.	54 59	
								96	H	Central Ark.	59 46	214	H	Abilene Christian	66 55	
												230	A	Montana	52 60	
												272	N	Alcorn	83 79	
												282	A	Nicholls St.	86 73	
												293	H	Coppin St.	72 59	
												294	H	Southeastern La.	79 67	
												301	H	Incarinate Word	60 49	
												312	N	Alabama St.	77 50	
												314	A	Northwestern St.	70 62	
												323	H	Sam Houston St.	75 53	
LAST 12 Division I GAMES:																
323	H	Sam Houston St.	75 53	282	A	Nicholls St.	86 73									
96	H	Central Ark.	59 46	294	H	Southeastern La.	79 67									
214	H	Abilene Christian	66 55	208	A	Montana St.	54 59									
301	H	Incarinate Word	60 49	230	A	Montana	52 60									
181	A	New Orleans	74 67	75	H	South Dakota	77 55									
314	A	Northwestern St.	70 62	272	N	Alcorn	83 79									

Non-Div I Games: Howard Payne 105 35 Central Baptist 97 34 Tex. A&M-Commerce 83 61 Cent. Christian (KS) 105 32 SFA

S  
I  
U  
E

SIUE			Through Games Of Jan. 30, 2018								
Average RPI	Win:	249	WON-LOST	WINNING	LAST 10	STRENGTH OF	OPP. STRENGTH	TEAM	ADJ.	CONF.	ADJ CONF.
Average RPI	Loss:	109	RECORD	PCT. RANK	GAMES	SCHEDULE	OF SCHEDULE	RPI	RPI	RPI	RPI
DIV. I ONLY			11- 10	161	8- 2	127	245	134	134	26	26
DIV. I NON-CONF.			3- 8	268	0- 2	87	66	224	224	27	27
-----											
TOTALS		RPI 1-25	RPI 26-50		W-L RECORDS		RPI 51-100	RPI 101-999		RPI 201+	
11- 10	0- 1		0- 3		OVERALL		0- 2	11- 4		8- 2	
5- 4	0- 0		0- 1		HOME		0- 1	5- 2		3- 0	
6- 5	0- 1		0- 2		AWAY		0- 1	6- 1		5- 1	
0- 1	0- 0		0- 0		NEUTRAL		0- 0	0- 1		0- 1	
3- 8	0- 1		0- 3		NON-CONFERENCE		0- 0	3- 4		1- 2	
2- 3	0- 0		0- 1		HOME		0- 0	2- 2		1- 0	
1- 4	0- 1		0- 2		AWAY		0- 0	1- 1		0- 1	
0- 1	0- 0		0- 0		NEUTRAL		0- 0	0- 1		0- 1	
8- 2	0- 0		0- 0		CONFERENCE		0- 2	8- 0		7- 0	
3- 1	0- 0		0- 0		HOME		0- 1	3- 0		2- 0	
5- 1	0- 0		0- 0		AWAY		0- 1	5- 0		5- 0	
0- 0	0- 0		0- 0		NEUTRAL		0- 0	0- 0		0- 0	

S  
I  
U  
E

RPI 1-25				RPI 26-50				RPI 51-100				RPI 101+ Team's RPI: 134			
RPI	S	Opponent	Score	RPI	S	Opponent	Score	RPI	S	Opponent	Score	RPI	S	Opponent	Score
12	A	Missouri	48 78	34	A	FGCU	49 66	77	A	Bel mont	64 86	105	H	Saint Louis	79 72
				36	H	Central Mi ch.	56 94	77	H	Bel mont	55 72	139	H	Northern Ill.	75 86
				50	A	Nebraska	53 62					140	A	Southern Ill.	57 53
												175	H	Stetson	61 65
												201	H	Southeast Mo. St.	65 57
												215	A	Morehead St.	66 51
												217	N	Akron	58 59
												228	H	UT Martin	73 70
												243	A	Austin Peay	61 38
												268	A	Illinois St.	47 62
												296	A	Eastern Ky.	62 60
												298	A	Murray St.	75 70
												322	H	Air Force	76 40
												346	A	Tennessee St.	88 76
												346	H	Tennessee St.	74 63
-----															
LAST 12 Division I GAMES:															
				77	A	Bel mont	64 86	215	A	Morehead St.	66 51				
				346	A	Tennessee St.	88 76	296	A	Eastern Ky.	62 60				
				228	H	UT Martin	73 70	298	A	Murray St.	75 70				
				201	H	Southeast Mo. St.	65 57	243	A	Austin Peay	61 38				
				346	H	Tennessee St.	74 63	34	A	FGCU	49 66				
				77	H	Bel mont	55 72	217	N	Akron	58 59				

Non-Div I Games:

SIUE



Average RPI	Win:	202	WON-LOST	WINNING	LAST 10	STRENGTH OF	OPP. STRENGTH	TEAM	ADJ.	CONF.	ADJ CONF.
Average RPI	Loss:	134	RECORD	PCT. RANK	GAMES	SCHEDULE	OF SCHEDULE	RPI	RPI	RPI	RPI
DIV. I ONLY		2- 16		326	1- 9	78	180	273	273	19	19
DIV. I NON-CONF.		1- 9		318	0- 3	54	80	239	239	14	14
<hr/>											
TOTALS	RPI 1-25		RPI 26-50		W-L RECORDS	RPI 51-100		RPI 101-999		RPI 201+	
2- 16	0- 0		0- 2		OVERALL	0- 3		2- 11		1- 4	
1- 4	0- 0		0- 0		HOME	0- 0		1- 4		0- 1	
0- 10	0- 0		0- 2		AWAY	0- 2		0- 6		0- 3	
1- 2	0- 0		0- 0		NEUTRAL	0- 1		1- 1		1- 0	
1- 9	0- 0		0- 2		NON-CONFERENCE	0- 3		1- 4		1- 1	
0- 0	0- 0		0- 0		HOME	0- 0		0- 0		0- 0	
0- 7	0- 0		0- 2		AWAY	0- 2		0- 3		0- 1	
1- 2	0- 0		0- 0		NEUTRAL	0- 1		1- 1		1- 0	
1- 7	0- 0		0- 0		CONFERENCE	0- 0		1- 7		0- 3	
1- 4	0- 0		0- 0		HOME	0- 0		1- 4		0- 1	
0- 3	0- 0		0- 0		AWAY	0- 0		0- 3		0- 2	
0- 0	0- 0		0- 0		NEUTRAL	0- 0		0- 0		0- 0	

RPI 1-25				RPI 26-50				RPI 51-100				RPI 101+ Team's RPI: 273			
RPI	S	Opponent	Score	RPI	S	Opponent	Score	RPI	S	Opponent	Score	RPI	S	Opponent	Score
				29	A	Arizona St.	58 106	59	N	Miami (FL)	56 82	129	H	Weber St.	56 78
				39	A	West Virginia	47 101	60	A	UC Davis	72 79	132	A	Portland St.	73 74
								97	A	Kentucky	70 101	132	H	Portland St.	72 81
												139	N	Northern Ill.	75 84
												141	H	Idaho St.	71 85
												160	H	Idaho	79 64
												163	A	San Francisco	76 90
												164	A	Nevada	68 95
												205	H	Eastern Wash.	72 83
												208	A	Montana St.	50 85
												215	A	Morehead St.	71 75
												230	A	Montana	59 68
												244	N	UC Riverside	99 72
<hr/>															
LAST 12 Division I GAMES:															
				132	H	Portland St.	72 81	160	H	Idaho	79 64				
				141	H	Idaho St.	71 85	132	A	Portland St.	73 74				
				129	H	Weber St.	56 78	139	N	Northern Ill.	75 84				
				208	A	Montana St.	50 85	59	N	Miami (FL)	56 82				
				230	A	Montana	59 68	163	A	San Francisco	76 90				
				205	H	Eastern Wash.	72 83	60	A	UC Davis	72 79				

Non-Div I Games: Antelope Valley 95 62

Sacramento St.

Average RPI Win:	256	WON-LOST	WINNING	LAST 10	STRENGTH OF	OPP. STRENGTH	TEAM	ADJ.	CONF.	ADJ CONF.
Average RPI Loss:	192	RECORD	PCT. RANK	GAMES	SCHEDULE	OF SCHEDULE	RPI	RPI	RPI	RPI
DIV. I ONLY	7- 13	254	3- 7	247	305	256	256	29	29	
DIV. I NON-CONF.	4- 7	226	1- 2	160	259	233	233	29	29	
-----										
TOTALS	RPI 1-25	RPI 26-50	W-L RECORDS	RPI 51-100	RPI 101-999	RPI 201+				
7- 13	0- 1	0- 0	OVERALL	0- 1	7- 11	5- 6				
3- 5	0- 0	0- 0	HOME	0- 0	3- 5	1- 2				
4- 8	0- 1	0- 0	AWAY	0- 1	4- 6	4- 4				
0- 0	0- 0	0- 0	NEUTRAL	0- 0	0- 0	0- 0				
4- 7	0- 1	0- 0	NON-CONFERENCE	0- 1	4- 5	2- 2				
3- 2	0- 0	0- 0	HOME	0- 0	3- 2	1- 1				
1- 5	0- 1	0- 0	AWAY	0- 1	1- 3	1- 1				
0- 0	0- 0	0- 0	NEUTRAL	0- 0	0- 0	0- 0				
3- 6	0- 0	0- 0	CONFERENCE	0- 0	3- 6	3- 4				
0- 3	0- 0	0- 0	HOME	0- 0	0- 3	0- 1				
3- 3	0- 0	0- 0	AWAY	0- 0	3- 3	3- 3				
0- 0	0- 0	0- 0	NEUTRAL	0- 0	0- 0	0- 0				

RPI 1-25				RPI 26-50				RPI 51-100				RPI 101+ Team's RPI: 256			
RPI	S	Opponent	Score	RPI	S	Opponent	Score	RPI	S	Opponent	Score	RPI	S	Opponent	Score
7	A	Florida St.	52 101					68	A	Harvard	62 70	101	A	Brown	77 102
												147	H	Saint Francis (PA)	48 89
												158	H	Robert Morris	57 91
												173	H	Lehigh	65 55
												179	H	New Hampshire	47 74
												185	H	Providence	78 75
												197	A	Siena	57 62
												209	H	Hofstra	81 86
												238	H	Manhattan	65 61
												261	A	Mt. St. Mary's	82 52
												263	A	Fairleigh Dickinson	59 69
												274	A	LIU Brooklyn	50 46
												275	A	St. Francis Brooklyn	48 63
												278	H	Bryant	73 81
												302	A	Monmouth	64 69
												310	A	Central Conn. St.	59 69
												326	A	Wagner	72 55
												335	A	Florida A&M	73 68
LAST 12 Division I GAMES:															
275	A	St. Francis Brooklyn	48 63	261	A	Mt. St. Mary's	82 52	158	H	Robert Morris	57 91				
274	A	LIU Brooklyn	50 46	147	H	Saint Francis (PA)	48 89	179	H	New Hampshire	47 74				
263	A	Fairleigh Dickinson	59 69	197	A	Siena	57 62	185	H	Providence	78 75				
278	H	Bryant	73 81												
310	A	Central Conn. St.	59 69												
326	A	Wagner	72 55												

Non-Div I Games:

Sacred Heart

Average RPI Win:	273	WON-LOST	WINNING	LAST 10	STRENGTH OF	OPP. STRENGTH	TEAM	ADJ.	CONF.	ADJ CONF.
Average RPI Loss:	133	RECORD	PCT. RANK	GAMES	SCHEDULE	OF SCHEDULE	RPI	RPI	RPI	RPI
DIV. I ONLY	12- 8	114	8- 2	253	283	147	147	29	29	
DIV. I NON-CONF.	4- 7	226	1- 2	174	194	192	192	29	29	
-----										
TOTALS	RPI 1-25	RPI 26-50	W-L RECORDS	RPI 51-100	RPI 101-999	RPI 201+				
12- 8	0- 0	0- 0	OVERALL	0- 3	12- 5	11- 0				
6- 1	0- 0	0- 0	HOME	0- 0	6- 1	6- 0				
5- 6	0- 0	0- 0	AWAY	0- 3	5- 2	4- 0				
1- 1	0- 0	0- 0	NEUTRAL	0- 0	1- 1	1- 0				
4- 7	0- 0	0- 0	NON-CONFERENCE	0- 3	4- 4	3- 0				
1- 1	0- 0	0- 0	HOME	0- 0	1- 1	1- 0				
2- 5	0- 0	0- 0	AWAY	0- 3	2- 2	1- 0				
1- 1	0- 0	0- 0	NEUTRAL	0- 0	1- 1	1- 0				
8- 1	0- 0	0- 0	CONFERENCE	0- 0	8- 1	8- 0				
5- 0	0- 0	0- 0	HOME	0- 0	5- 0	5- 0				
3- 1	0- 0	0- 0	AWAY	0- 0	3- 1	3- 0				
0- 0	0- 0	0- 0	NEUTRAL	0- 0	0- 0	0- 0				

RPI 1-25				RPI 26-50				RPI 51-100				RPI 101+				Team's RPI: 147
RPI	S	Opponent	Score	RPI	S	Opponent	Score	RPI	S	Opponent	Score	RPI	S	Opponent	Score	
								55	A	Gonzaga	74 97	138	H	William & Mary	86 92	
								57	A	Duquesne	68 87	158	A	Robert Morris	62 63	
								62	A	Tol edo	66 74	170	A	Cincinnati	77 73	
												196	A	Columbia	81 94	
												200	A	Boise St.	59 87	
												201	N	Southeast Mo. St.	50 82	
												242	H	Youngstown St.	79 65	
												256	A	Sacred Heart	89 48	
												261	H	Mt. St. Mary's	92 88	
												263	A	Fairleigh Dickinson	80 56	
												274	H	LIU Brooklyn	101 71	
												275	H	St. Francis Brooklyn	90 75	
												278	H	Bryant	87 69	
												300	A	Portland	106 101	
												310	H	Central Conn. St.	87 59	
												320	N	Old Dominion	79 68	
												326	A	Wagner	79 76	
-----																
LAST 12 Division I GAMES:																
				278	H	Bryant	87 69	275	H	St. Francis Brooklyn	90 75					
				310	H	Central Conn. St.	87 59	263	A	Fairleigh Dickinson	80 56					
				326	A	Wagner	79 76	256	A	Sacred Heart	89 48					
				261	H	Mt. St. Mary's	92 88	200	A	Boise St.	59 87					
				158	A	Robert Morris	62 63	300	A	Portland	106 101					
				274	H	LIU Brooklyn	101 71	55	A	Gonzaga	74 97					

Non-Div I Games: Seton Hill 103 71

Saint Francis (PA)

Average RPI Win:	241	WON-LOST	WINNING	LAST 10	STRENGTH OF	OPP. STRENGTH	TEAM	ADJ.	CONF.	ADJ CONF.
Average RPI Loss:	106	RECORD	PCT. RANK	GAMES	SCHEDULE	OF SCHEDULE	RPI	RPI	RPI	RPI
DIV. I ONLY	10- 10	169	5- 5	158	182	155	155	12	12	
DIV. I NON-CONF.	5- 7	212	0- 4	142	193	163	163	10	10	
-----										
TOTALS	RPI 1-25	RPI 26-50	W-L RECORDS	RPI 51-100	RPI 101-999	RPI 201+				
10- 10	0- 1	0- 1	OVERALL	1- 3	9- 5	8- 1				
4- 4	0- 0	0- 1	HOME	0- 2	4- 1	4- 0				
6- 5	0- 1	0- 0	AWAY	1- 0	5- 4	4- 1				
0- 1	0- 0	0- 0	NEUTRAL	0- 1	0- 0	0- 0				
5- 7	0- 1	0- 1	NON-CONFERENCE	1- 1	4- 4	3- 1				
2- 2	0- 0	0- 1	HOME	0- 0	2- 1	2- 0				
3- 4	0- 1	0- 0	AWAY	1- 0	2- 3	1- 1				
0- 1	0- 0	0- 0	NEUTRAL	0- 1	0- 0	0- 0				
5- 3	0- 0	0- 0	CONFERENCE	0- 2	5- 1	5- 0				
2- 2	0- 0	0- 0	HOME	0- 2	2- 0	2- 0				
3- 1	0- 0	0- 0	AWAY	0- 0	3- 1	3- 0				
0- 0	0- 0	0- 0	NEUTRAL	0- 0	0- 0	0- 0				

RPI 1-25				RPI 26-50				RPI 51-100				RPI 101+				Team's RPI: 155
RPI	S	Opponent	Score	RPI	S	Opponent	Score	RPI	S	Opponent	Score	RPI	S	Opponent	Score	
21	A	Villanova	44 79	42	H	Drexel	58 65	51	H	Dayton	59 65	105	A	Saint Louis	73 96	
								52	N	Princeton	54 63	109	H	Penn	50 57	
								57	H	Duquesne	42 61	144	A	Bucknell	77 53	
								89	A	James Madison	73 66	167	A	Temple	66 69	
												174	A	Florida	51 71	
												212	A	Niagara	93 69	
												221	A	La Salle	75 64	
												225	H	Richmond	81 72	
												229	A	St. Bonaventure	70 64	
												281	A	Towson	66 90	
												288	A	Massachusetts	84 79	
												316	H	VCU	79 41	
												343	H	Saint Peter's	87 58	
												344	H	Eastern Ill.	80 62	
-----																
LAST 12 Division I GAMES:																
221	A	La Salle	75 64	229	A	St. Bonaventure	70 64	316	H	VCU	79 41	174	A	Florida	51 71	
57	H	Duquesne	42 61	52	N	Princeton	54 63	42	H	Drexel	58 65	52	N	Princeton	54 63	
105	A	Saint Louis	73 96	51	H	Dayton	59 65	109	H	Penn	50 57	42	H	Drexel	58 65	
288	A	Massachusetts	84 79													
225	H	Richmond	81 72													
51	H	Dayton	59 65													

Non-Div I Games:

Saint Joseph's

Average RPI	Win:	184	WON-LOST	WINNING	LAST 10	STRENGTH OF	OPP. STRENGTH	TEAM	ADJ.	CONF.	ADJ CONF.
Average RPI	Loss:	79	RECORD	PCT. RANK	GAMES	SCHEDULE	OF SCHEDULE	RPI	RPI	RPI	RPI
DIV. I ONLY		11- 10		161	7- 3	97	77	105	105	12	12
DIV. I NON-CONF.		6- 7		184	2- 2	122	19	141	141	10	10
-----											
TOTALS	RPI 1-25		RPI 26-50		W-L RECORDS	RPI 51-100		RPI 101-999		RPI 201+	
11- 10	0- 1		0- 2		OVERALL	1- 3		10- 4		5- 0	
6- 2	0- 0		0- 0		HOME	0- 0		6- 2		3- 0	
3- 7	0- 0		0- 1		AWAY	0- 2		3- 1		2- 0	
2- 1	0- 0		0- 1		NEUTRAL	1- 0		1- 0		0- 0	
6- 7	0- 1		0- 2		NON-CONFERENCE	1- 1		5- 3		2- 0	
3- 2	0- 0		0- 0		HOME	0- 0		3- 2		1- 0	
1- 4	0- 1		0- 1		AWAY	0- 1		1- 1		1- 0	
2- 1	0- 0		0- 1		NEUTRAL	1- 0		1- 0		0- 0	
5- 3	0- 0		0- 0		CONFERENCE	0- 2		5- 1		3- 0	
3- 0	0- 0		0- 0		HOME	0- 0		3- 0		2- 0	
2- 3	0- 0		0- 0		AWAY	0- 2		2- 1		1- 0	
0- 0	0- 0		0- 0		NEUTRAL	0- 0		0- 0		0- 0	

RPI	S	Opponent	Score	RPI	S	Opponent	Score	RPI	S	Opponent	Score	RPI	S	Opponent	Score	Team's RPI: 105
12	A	Missouri	58 70	26	A	DePaul	78 86	51	A	Dayton	76 101	110	A	George Mason	72 81	
				35	N	LSU	59 71	66	A	Fordham	63 66	112	A	George Washington	72 69	
								79	A	Washington St.	63 85	114	H	Little Rock	48 45	
								100	N	Ole Miss	79 64	128	H	Vanderbilt	69 74	
												131	N	Cleveland St.	80 64	
												134	A	SIUE	72 79	
												150	H	Loyola Marymount	60 62	
												155	H	Saint Joseph's	96 73	
												166	H	Tulsa	77 66	
												225	A	Richmond	79 61	
												229	H	St. Bonaventure	78 55	
												251	H	Lipscomb	101 57	
												253	A	Indiana St.	60 59	
												288	H	Massachusetts	64 63	
-----																
LAST 12 Division I GAMES:																
112	A	George Washington	72 69	225	A	Richmond	79 61									
110	A	George Mason	72 81	229	H	St. Bonaventure	78 55									
155	H	Saint Joseph's	96 73	166	H	Tulsa	77 66									
288	H	Massachusetts	64 63	251	H	Lipscomb	101 57									
51	A	Dayton	76 101	12	A	Missouri	58 70									
66	A	Fordham	63 66	79	A	Washington St.	63 85									

Non-Div I Games:

Saint Louis



Average RPI Win:	175	WON-LOST	WINNING	LAST 10	STRENGTH OF	OPP. STRENGTH	TEAM	ADJ.	CONF.	ADJ CONF.
Average RPI Loss:	106	RECORD	PCT. RANK	GAMES	SCHEDULE	OF SCHEDULE	RPI	RPI	RPI	RPI
DIV. I ONLY	13- 8	106	6- 4	106	94	87	87	13	13	
DIV. I NON-CONF.	7- 4	102	1- 1	71	38	55	55	11	11	
-----										
TOTALS	RPI 1-25	RPI 26-50	W-L RECORDS	RPI 51-100	RPI 101-999	RPI 201+				
13- 8	0- 0	0- 2	OVERALL	2- 3	11- 3	5- 1				
8- 2	0- 0	0- 0	HOME	2- 2	6- 0	2- 0				
3- 6	0- 0	0- 2	AWAY	0- 1	3- 3	1- 1				
2- 0	0- 0	0- 0	NEUTRAL	0- 0	2- 0	2- 0				
7- 4	0- 0	0- 2	NON-CONFERENCE	2- 2	5- 0	2- 0				
4- 1	0- 0	0- 0	HOME	2- 1	2- 0	0- 0				
1- 3	0- 0	0- 2	AWAY	0- 1	1- 0	0- 0				
2- 0	0- 0	0- 0	NEUTRAL	0- 0	2- 0	2- 0				
6- 4	0- 0	0- 0	CONFERENCE	0- 1	6- 3	3- 1				
4- 1	0- 0	0- 0	HOME	0- 1	4- 0	2- 0				
2- 3	0- 0	0- 0	AWAY	0- 0	2- 3	1- 1				
0- 0	0- 0	0- 0	NEUTRAL	0- 0	0- 0	0- 0				

RPI 1-25				RPI 26-50				RPI 51-100				Team's RPI : 87				RPI 101+			
RPI	S	Opponent	Score	RPI	S	Opponent	Score	RPI	S	Opponent	Score	RPI	S	Opponent	Score	RPI	S	Opponent	Score
33	A	Cal i forn i a	80 87	55	H	Gonzaga	65 73	124	A	BYU	54 63								
47	A	Purdue	60 70	60	H	UC Davi s	50 74	124	H	BYU	57 49								
				69	H	Indi ana	88 82	150	A	Loyol a Marymount	57 69								
				79	H	Washi ngton St.	81 75	156	A	Paci fi c	70 69								
				81	A	Utah	63 74	156	H	Paci fi c	96 88								
								169	H	Cal Poly	82 64								
								198	H	UC Santa Barbara	89 59								
								200	A	Boi se St.	74 72								
								204	A	San Di ego	75 53								
								205	N	Eastern Wash.	76 56								
								227	H	Pepperdi ne	75 62								
								228	N	UT Martin	69 58								
								258	H	Santa Clara	59 46								
								300	A	Portl and	65 68								
LAST 12 Divi s i on I GAMES:																			
300	A	Portl and	65 68	204	A	San Di ego	75 53												
124	A	BYU	54 63	156	A	Paci fi c	70 69												
156	H	Paci fi c	96 88	124	H	BYU	57 49												
55	H	Gonzaga	65 73	150	A	Loyol a Marymount	57 69												
227	H	Pepperdi ne	75 62	47	A	Purdue	60 70												
258	H	Santa Clara	59 46	205	N	Eastern Wash.	76 56												

Non-Div I Games:

Saint Mary's (CA)

## Saint Peter's

Through Games Of Jan. 30, 2018

Average RPI Win:	250	WON-LOST	WINNING	LAST 10	STRENGTH OF	OPP. STRENGTH	TEAM	ADJ.	CONF.	ADJ CONF.
Average RPI Loss:	233	RECORD	PCT. RANK	GAMES	SCHEDULE	OF SCHEDULE	RPI	RPI	RPI	RPI
DIV. I ONLY	4- 17	311	1- 9	338	330	343	343	27	27	
DIV. I NON-CONF.	3- 8	268	0- 2	306	343	315	315	26	26	
-----										
TOTALS	RPI 1-25	RPI 26-50	W-L RECORDS	RPI 51-100	RPI 101-999	RPI 201+				
4- 17	0- 0	0- 0	OVERALL	0- 2	4- 15	3- 12				
2- 7	0- 0	0- 0	HOME	0- 0	2- 7	2- 5				
1- 10	0- 0	0- 0	AWAY	0- 2	1- 7	1- 6				
1- 0	0- 0	0- 0	NEUTRAL	0- 0	1- 0	0- 0				
3- 8	0- 0	0- 0	NON-CONFERENCE	0- 1	3- 7	2- 5				
1- 3	0- 0	0- 0	HOME	0- 0	1- 3	1- 2				
1- 5	0- 0	0- 0	AWAY	0- 1	1- 4	1- 3				
1- 0	0- 0	0- 0	NEUTRAL	0- 0	1- 0	0- 0				
1- 9	0- 0	0- 0	CONFERENCE	0- 1	1- 8	1- 7				
1- 4	0- 0	0- 0	HOME	0- 0	1- 4	1- 3				
0- 5	0- 0	0- 0	AWAY	0- 1	0- 4	0- 4				
0- 0	0- 0	0- 0	NEUTRAL	0- 0	0- 0	0- 0				

RPI 1-25				RPI 26-50				RPI 51-100				RPI 101+				Team's RPI: 343	
RPI	S	Opponent	Score	RPI	S	Opponent	Score	RPI	S	Opponent	Score	RPI	S	Opponent	Score		
								58	A	Qui nni pi ac	39	86	121	N	Del aware	90	87
								94	A	Seton Hal l	49	91	122	H	Yal e	49	70
												155	A	Sai nt Joseph' s	58	87	
												171	H	Mari st	53	86	
												212	H	Ni agara	52	87	
												235	H	Lafayette	64	61	
												238	A	Manhattan	64	76	
												260	A	Fai rfi el d	41	62	
												263	A	Fai rl ei gh Di cki nson	59	69	
												265	H	Ri der	52	57	
												274	A	LIU Brookl yn	46	57	
												275	H	St. Franci s Brookl yn	49	64	
												288	A	Massachusetts	65	81	
												291	H	Can i si us	53	66	
												302	A	Monmouth	44	51	
												302	H	Monmouth	67	47	
												341	A	NJIT	59	52	
												342	A	I ona	42	52	
												348	H	UMass Lowel l	60	66	
-----																	
LAST 12 Divi sion I GAMES:																	
342	A	I ona	42	52	302	A	Monmouth	44	51								
302	H	Monmouth	67	47	171	H	Mari st	53	86								
212	H	Ni agara	52	87	265	H	Ri der	52	57								
291	H	Can i si us	53	66	238	A	Manhattan	64	76								
260	A	Fai rfi el d	41	62	263	A	Fai rl ei gh Di cki nson	59	69								
58	A	Qui nni pi ac	39	86	122	H	Yal e	49	70								

Non-Div I Games:

Saint Peter's

Loss, 
Non-Conf, 
S Site, 
H Home
A Away 
N Neutral

Average RPI Win:	300	WON-LOST	WINNING	LAST 10	STRENGTH OF	OPP. STRENGTH	TEAM	ADJ.	CONF.	ADJ CONF.
Average RPI Loss:	184	RECORD	PCT. RANK	GAMES	SCHEDULE	OF SCHEDULE	RPI	RPI	RPI	RPI
DIV. I ONLY	2- 14	324	1- 9	190	342	323	323	25	25	
DIV. I NON-CONF.	1- 6	306	0- 3	24	346	261	261	25	25	
-----										
TOTALS	RPI 1-25	RPI 26-50	W-L RECORDS	RPI 51-100	RPI 101-999	RPI 201+				
2- 14	0- 0	0- 1	OVERALL	0- 2	2- 11	2- 6				
1- 6	0- 0	0- 0	HOME	0- 0	1- 6	1- 4				
1- 8	0- 0	0- 0	AWAY	0- 0	1- 0	1- 0				
0- 0	0- 0	0- 0	NEUTRAL	0- 0	0- 0	0- 0				
1- 6	0- 0	0- 1	NON-CONFERENCE	0- 1	1- 4	1- 1				
1- 3	0- 0	0- 0	HOME	0- 0	1- 3	1- 1				
0- 3	0- 0	0- 1	AWAY	0- 1	0- 1	0- 0				
0- 0	0- 0	0- 0	NEUTRAL	0- 0	0- 0	0- 0				
1- 8	0- 0	0- 0	CONFERENCE	0- 1	1- 7	1- 5				
0- 3	0- 0	0- 0	HOME	0- 0	0- 3	0- 3				
1- 5	0- 0	0- 0	AWAY	0- 1	1- 4	1- 2				
0- 0	0- 0	0- 0	NEUTRAL	0- 0	0- 0	0- 0				

RPI	S	Opponent	Score	RPI	S	Opponent	Score	RPI	S	Opponent	Score	RPI	S	Opponent	Score	Team's RPI: 323
35	A	LSU	58 71	93	A	Arkansas	54 65	113	A	SFA	53 75	115	H	Rice	50 79	
				96	A	Central Ark.	44 69	136	A	Lamar University	44 91	157	H	Texas St.	41 73	
								168	A	Southern Miss.	38 58	214	A	Abilene Christian	65 83	
								241	H	Texas Southern	58 77	262	H	A&M-Corpus Christi	57 67	
								294	A	Southeastern La.	57 52	301	H	Incarnate Word	49 56	
								306	H	Jackson St.	74 68	314	A	Northwestern St.	60 63	
								327	H	Houston Baptist	61 69					
-----																
LAST 12 Division I GAMES:																
113	A	SFA	53 75	301	H	Incarnate Word	49 56									
294	A	Southeastern La.	57 52	96	A	Central Ark.	44 69									
136	A	Lamar University	44 91	214	A	Abilene Christian	65 83									
314	A	Northwestern St.	60 63	35	A	LSU	58 71									
327	H	Houston Baptist	61 69	157	H	Texas St.	41 73									
262	H	A&M-Corpus Christi	57 67	168	A	Southern Miss.	38 58									

Non-Div I Games: Wiley 80 41 St. Thomas Houston 68 66

Sam Houston St.

Average RPI Win: 227  
Average RPI Loss: 108

WON-LOST  
RECORD

WINNING  
PCT. RANK

LAST 10  
GAMES

STRENGTH OF  
SCHEDULE

OPP. STRENGTH  
OF SCHEDULE

TEAM  
RPI

ADJ.  
RPI

CONF.  
RPI

ADJ CONF.  
RPI

DIV. I ONLY	9- 12	218	4- 6	99	163	187	187	17	17
DIV. I NON-CONF.	7- 7	170	4- 1	67	163	126	126	17	17
TOTALS	RPI 1-25	RPI 26-50	W-L RECORDS	RPI 51-100	RPI 101-999	RPI 201+			
9- 12	0- 1	1- 1	OVERALL	0- 5	8- 5	7- 1			
8- 2	0- 0	1- 0	HOME	0- 1	7- 1	6- 0			
0- 9	0- 0	0- 0	AWAY	0- 0	0- 0	0- 0			
1- 1	0- 0	0- 0	NEUTRAL	0- 0	1- 1	1- 0			
7- 7	0- 1	1- 1	NON-CONFERENCE	0- 3	6- 2	5- 0			
6- 1	0- 0	1- 0	HOME	0- 0	5- 1	4- 0			
0- 5	0- 1	0- 1	AWAY	0- 3	0- 0	0- 0			
1- 1	0- 0	0- 0	NEUTRAL	0- 0	1- 1	1- 0			
2- 5	0- 0	0- 0	CONFERENCE	0- 2	2- 3	2- 1			
2- 1	0- 0	0- 0	HOME	0- 1	2- 0	2- 0			
0- 4	0- 0	0- 0	AWAY	0- 1	0- 3	0- 1			
0- 0	0- 0	0- 0	NEUTRAL	0- 0	0- 0	0- 0			

RPI	S	Opponent	Score	RPI	S	Opponent	Score	RPI	S	Opponent	Score	RPI	S	Opponent	Score	Team's RPI: 187
7	A	Florida St.	62 87	30	A	Iowa	59 80	65	H	Mercer	59 73	117	N	UTEP	33 46	
				46	H	UCF	58 51	77	A	Belmont	46 83	127	A	ETSU	48 76	
								83	A	UAB	53 77	145	H	Colorado	60 71	
								91	A	Chattanooga	58 68	168	H	Southern Miss.	61 56	
								93	A	Arkansas	63 84	188	A	Furman	41 45	
												202	H	Hampton	66 61	
												218	H	Troy	80 73	
												218	N	Troy	82 76	
												231	H	UNCG	56 48	
												277	A	Wofford	46 58	
												312	H	Alabama St.	58 39	
												321	H	Western Caro.	62 54	
												329	H	Rhode Island	67 37	
LAST 12 Division I GAMES:																
127	A	ETSU	48 76	188	A	Furman	41 45	202	H	Hampton	66 61	218	N	Troy	82 76	
91	A	Chattanooga	58 68	218	N	Troy	82 76	117	N	UTEP	33 46	168	H	Southern Miss.	61 56	
231	H	UNCG	56 48	168	H	Southern Miss.	61 56	218	H	Troy	80 73					
321	H	Western Caro.	62 54													
65	H	Mercer	59 73													
277	A	Wofford	46 58													

Non-Div I Games:

AUM

59 46

Samford

Average RPI	Win: 222	WON-LOST	WINNING	LAST 10	STRENGTH OF	OPP. STRENGTH	TEAM	ADJ.	CONF.	ADJ CONF.
Average RPI	Loss: 179	RECORD	PCT. RANK	GAMES	SCHEDULE	OF SCHEDULE	RPI	RPI	RPI	RPI
DIV. I ONLY	11- 9	146	5- 5	298	154	204	204	13	13	
DIV. I NON-CONF.	6- 4	122	2- 0	311	215	181	181	11	11	
-----										
TOTALS	RPI 1-25	RPI 26-50	W-L RECORDS	RPI 51-100	RPI 101-999	RPI 201+				
11- 9	0- 0	0- 1	OVERALL	1- 1	10- 7	5- 5				
6- 3	0- 0	0- 0	HOME	1- 1	5- 2	4- 0				
4- 6	0- 0	0- 1	AWAY	0- 0	4- 5	1- 5				
1- 0	0- 0	0- 0	NEUTRAL	0- 0	1- 0	0- 0				
6- 4	0- 0	0- 1	NON-CONFERENCE	1- 0	5- 3	3- 3				
4- 0	0- 0	0- 0	HOME	1- 0	3- 0	3- 0				
1- 4	0- 0	0- 1	AWAY	0- 0	1- 3	0- 3				
1- 0	0- 0	0- 0	NEUTRAL	0- 0	1- 0	0- 0				
5- 5	0- 0	0- 0	CONFERENCE	0- 1	5- 4	2- 2				
2- 3	0- 0	0- 0	HOME	0- 1	2- 2	1- 0				
3- 2	0- 0	0- 0	AWAY	0- 0	3- 2	1- 2				
0- 0	0- 0	0- 0	NEUTRAL	0- 0	0- 0	0- 0				

RPI	S	Opponent	Score	RPI	S	Opponent	Score	RPI	S	Opponent	Score	RPI	S	Opponent	Score	Team's RPI: 204
33	A	Cal i forni a	64 89	53	H	Minnesota	72 69	124	H	BYU	70 69	150	A	Loyol a Marymount	60 54	
				87	H	Saint Mary's (CA)	53 75	150	H	Loyol a Marymount	53 67	156	H	Paci fi c	68 81	
								163	A	San Franci sco	60 54	198	A	UC Santa Barbara	71 58	
								200	N	Boise St.	72 52	213	A	Seattle U	73 80	
								227	A	Pepperdi ne	62 66	237	A	San Diego St.	76 77	
								246	A	Hawai i	63 64	258	A	Santa Clara	50 59	
								300	A	Portl and	75 60	300	H	Portl and	59 52	
								307	H	Southern Utah	72 59	315	H	UTSA	78 69	
								336	H	Long Beach St.	74 40					
LAST 12 Divi sion I GAMES:																
150	H	Loyol a Marymount	53 67	87	H	Saint Mary's (CA)	53 75	150	A	Loyol a Marymount	60 54	156	H	Paci fi c	68 81	
258	A	Santa Clara	50 59	300	H	Portl and	59 52	227	A	Pepperdi ne	62 66					
124	H	BYU	70 69	163	A	San Franci sco	60 54									
300	A	Portl and	75 60	315	H	UTSA	78 69									
150	A	Loyol a Marymount	60 54	53	H	Minnesota	72 69									

Non-Div I Games: San Diego Christian 82 53

San Diego

Average RPI Win: 204  
Average RPI Loss: 168

WON-LOST  
RECORD

WINNING  
PCT. RANK

LAST 10  
GAMES

STRENGTH OF  
SCHEDULE

OPP. STRENGTH  
OF SCHEDULE

TEAM  
RPI

ADJ.  
RPI

CONF.  
RPI

ADJ CONF.  
RPI

DIV. I ONLY	8- 11	219	3- 7	177	198	237	237	16	16
DIV. I NON-CONF.	5- 5	170	0- 2	257	261	247	247	16	16
<hr/>									
TOTALS	RPI 1-25	RPI 26-50	W-L RECORDS	RPI 51-100	RPI 101-999	RPI 201+			
8- 11	0- 0	0- 1	OVERALL	2- 1	6- 9	6- 2			
6- 5	0- 0	0- 0	HOME	2- 0	4- 5	4- 1			
2- 4	0- 0	0- 0	AWAY	0- 0	2- 4	2- 1			
0- 2	0- 0	0- 1	NEUTRAL	0- 1	0- 0	0- 0			
5- 5	0- 0	0- 1	NON-CONFERENCE	0- 1	5- 3	5- 1			
4- 2	0- 0	0- 0	HOME	0- 0	4- 2	4- 1			
1- 1	0- 0	0- 0	AWAY	0- 0	1- 1	1- 0			
0- 2	0- 0	0- 1	NEUTRAL	0- 1	0- 0	0- 0			
3- 6	0- 0	0- 0	CONFERENCE	2- 0	1- 6	1- 1			
2- 3	0- 0	0- 0	HOME	2- 0	0- 3	0- 0			
1- 3	0- 0	0- 0	AWAY	0- 0	1- 3	1- 1			
0- 0	0- 0	0- 0	NEUTRAL	0- 0	0- 0	0- 0			

RPI 1-25	RPI 26-50	RPI 51-100	RPI 101+	Team's RPI: 237
RPI S Opponent Score	RPI S Opponent Score	RPI S Opponent Score	RPI S Opponent Score	
	36 N Central Mich. 76 85	54 H Wyoming 68 62 72 H New Mexico 97 89 92 N Tulane 46 80	104 H UNLV 64 75 148 A Colorado St. 43 72 148 H Colorado St. 63 65 177 H UC Irvine 65 67 192 A Fresno St. 53 64 198 A UC Santa Barbara 64 77 200 H Boise St. 70 86 204 H San Diego 77 76 216 H CSUN 58 55 248 A San Jose St. 75 65 258 H Santa Clara 34 48 259 H Presbyterian 77 50 279 A Arizona 78 67 295 A Utah St. 58 62 299 H Cal St. Fullerton 59 58	
LAST 12 Division I GAMES:				
104 H UNLV 64 75	148 H Colorado St. 63 65	295 A Utah St. 58 62	54 H Wyoming 68 62	
148 A Colorado St. 43 72	258 H Santa Clara 34 48	177 H UC Irvine 65 67	198 A UC Santa Barbara 64 77	
72 H New Mexico 97 89			200 H Boise St. 70 86	
192 A Fresno St. 53 64			248 A San Jose St. 75 65	

Non-Div I Games: Hope Int'l 92 68

San Diego St.

Average RPI Win:	213	WON-LOST	WINNING	LAST 10	STRENGTH OF	OPP. STRENGTH	TEAM	ADJ.	CONF.	ADJ CONF.
Average RPI Loss:	114	RECORD	PCT. RANK	GAMES	SCHEDULE	OF SCHEDULE	RPI	RPI	RPI	RPI
DIV. I ONLY	10- 11	187	5- 5	135	134	163	163	13	13	
DIV. I NON-CONF.	5- 6	187	1- 1	105	122	153	153	11	11	
-----										
TOTALS	RPI 1-25	RPI 26-50	W-L RECORDS	RPI 51-100	RPI 101-999	RPI 201+				
10- 11	0- 0	0- 2	OVERALL	0- 4	10- 5	5- 3				
6- 4	0- 0	0- 1	HOME	0- 2	6- 1	3- 1				
3- 7	0- 0	0- 1	AWAY	0- 2	3- 4	2- 2				
1- 0	0- 0	0- 0	NEUTRAL	0- 0	1- 0	0- 0				
5- 6	0- 0	0- 2	NON-CONFERENCE	0- 2	5- 2	2- 1				
3- 2	0- 0	0- 1	HOME	0- 1	3- 0	1- 0				
1- 4	0- 0	0- 1	AWAY	0- 1	1- 2	1- 1				
1- 0	0- 0	0- 0	NEUTRAL	0- 0	1- 0	0- 0				
5- 5	0- 0	0- 0	CONFERENCE	0- 2	5- 3	3- 2				
3- 2	0- 0	0- 0	HOME	0- 1	3- 1	2- 1				
2- 3	0- 0	0- 0	AWAY	0- 1	2- 2	1- 1				
0- 0	0- 0	0- 0	NEUTRAL	0- 0	0- 0	0- 0				

RPI 1-25				RPI 26-50				RPI 51-100				RPI 101+				Team's RPI: 163	
RPI	S	Opponent	Score	RPI	S	Opponent	Score	RPI	S	Opponent	Score	RPI	S	Opponent	Score		
27	H	Stanford	66 86	27	H	Stanford	66 86	55	A	Gonzaga	47 74	124	A	BYU	66 70		
49	A	Northern Colo.	60 73	49	A	Northern Colo.	60 73	55	H	Gonzaga	57 81	150	H	Loyola Marymount	78 60		
								60	A	UC Davis	55 72	156	A	Pacific	81 71		
								79	H	Washington St.	70 74	158	N	Robert Morris	57 45		
												169	A	Cal Poly	83 88		
												169	H	Cal Poly	83 71		
												192	H	Fresno St.	70 62		
												204	H	San Diego	54 60		
												206	A	UT Arlington	54 56		
												227	A	Pepperdine	92 95		
												227	H	Pepperdine	68 67		
												248	A	San Jose St.	87 81		
												258	A	Santa Clara	58 54		
												273	H	Sacramento St.	90 76		
												300	H	Portland	84 75		
LAST 12 Division I GAMES:																	
55	H	Gonzaga	57 81	227	H	Pepperdine	68 67	55	H	Gonzaga	47 74	124	A	BYU	66 70		
156	A	Pacific	81 71	124	A	BYU	66 70	156	A	Pacific	81 71	300	H	Portland	84 75		
227	A	Pepperdine	92 95	300	H	Portland	84 75	227	A	Pepperdine	92 95	204	H	San Diego	54 60		
258	A	Santa Clara	58 54	204	H	San Diego	54 60	258	A	Santa Clara	58 54	206	A	UT Arlington	54 56		
55	A	Gonzaga	47 74	206	A	UT Arlington	54 56	55	A	Gonzaga	47 74	192	H	Fresno St.	70 62		
150	H	Loyola Marymount	78 60	192	H	Fresno St.	70 62	150	H	Loyola Marymount	78 60						

Non-Div I Games:

San Francisco

Average RPI Win:	239	WON-LOST	WINNING	LAST 10	STRENGTH OF	OPP. STRENGTH	TEAM	ADJ.	CONF.	ADJ CONF.
Average RPI Loss:	134	RECORD	PCT. RANK	GAMES	SCHEDULE	OF SCHEDULE	RPI	RPI	RPI	RPI
DIV. I ONLY	5- 14	293	3- 6	152	119	248	248	16	16	
DIV. I NON-CONF.	2- 8	290	0- 2	124	108	258	258	16	16	
-----										
TOTALS	RPI 1-25	RPI 26-50	W-L RECORDS	RPI 51-100	RPI 101-999	RPI 201+				
5- 14	0- 1	0- 2	OVERALL	1- 1	4- 10	4- 3				
3- 6	0- 0	0- 1	HOME	1- 0	2- 5	2- 2				
2- 7	0- 1	0- 1	AWAY	0- 1	2- 4	2- 0				
0- 1	0- 0	0- 0	NEUTRAL	0- 0	0- 1	0- 1				
2- 8	0- 1	0- 2	NON-CONFERENCE	0- 0	2- 5	2- 2				
1- 4	0- 0	0- 1	HOME	0- 0	1- 3	1- 1				
1- 3	0- 1	0- 1	AWAY	0- 0	1- 1	1- 0				
0- 1	0- 0	0- 0	NEUTRAL	0- 0	0- 1	0- 1				
3- 6	0- 0	0- 0	CONFERENCE	1- 1	2- 5	2- 1				
2- 2	0- 0	0- 0	HOME	1- 0	1- 2	1- 1				
1- 4	0- 0	0- 0	AWAY	0- 1	1- 3	1- 0				
0- 0	0- 0	0- 0	NEUTRAL	0- 0	0- 0	0- 0				

RPI 1-25				RPI 26-50				RPI 51-100				RPI 101+ Team's RPI: 248			
RPI	S	Opponent	Score	RPI	S	Opponent	Score	RPI	S	Opponent	Score	RPI	S	Opponent	Score
8	A	UCLA	69 129	38	A	Oregon St.	62 110	54	A	Wyoming	46 58	104	A	UNLV	60 79
				50	H	Nebraska	55 81	72	H	New Mexico	95 86	132	H	Portland St.	78 90
												148	A	Colorado St.	48 63
												156	A	Pacific	97 106
												163	H	San Francisco	81 87
												164	A	Nevada	63 91
												200	H	Boise St.	80 112
												202	N	Hampton	73 81
												216	H	CSUN	59 76
												237	H	San Diego St.	65 75
												247	H	CSU Bakersfield	67 57
												258	A	Santa Clara	71 66
												295	H	Utah St.	79 66
												322	A	Air Force	75 74
-----															
LAST 12 Division I GAMES:															
54	A	Wyoming	46 58	104	A	UNLV	60 79								
200	H	Boise St.	80 112	148	A	Colorado St.	48 63								
164	A	Nevada	63 91	295	H	Utah St.	79 66								
322	A	Air Force	75 74	50	H	Nebraska	55 81								
237	H	San Diego St.	65 75	38	A	Oregon St.	62 110								
72	H	New Mexico	95 86	216	H	CSUN	59 76								

Non-Div I Games: Southern Ore. 89 87

San Jose St.



Average RPI Win:	247	WON-LOST	WINNING	LAST 10	STRENGTH OF	OPP. STRENGTH	TEAM	ADJ.	CONF.	ADJ CONF.
Average RPI Loss:	149	RECORD	PCT. RANK	GAMES	SCHEDULE	OF SCHEDULE	RPI	RPI	RPI	RPI
DIV. I ONLY	6- 14	276	3- 7	201	146	258	258	13	13	
DIV. I NON-CONF.	3- 7	254	0- 2	288	178	283	283	11	11	
TOTALS	RPI 1-25	RPI 26-50	W-L RECORDS	RPI 51-100	RPI 101-999	RPI 201+				
6- 14	0- 0	0- 2	OVERALL	0- 3	6- 9	5- 4				
3- 7	0- 0	0- 2	HOME	0- 1	3- 4	2- 2				
3- 7	0- 0	0- 0	AWAY	0- 0	3- 0	3- 0				
0- 0	0- 0	0- 0	NEUTRAL	0- 0	0- 0	0- 0				
3- 7	0- 0	0- 2	NON-CONFERENCE	0- 0	3- 5	2- 3				
1- 4	0- 0	0- 2	HOME	0- 0	1- 2	0- 2				
2- 3	0- 0	0- 0	AWAY	0- 0	2- 3	2- 1				
0- 0	0- 0	0- 0	NEUTRAL	0- 0	0- 0	0- 0				
3- 7	0- 0	0- 0	CONFERENCE	0- 3	3- 4	3- 1				
2- 3	0- 0	0- 0	HOME	0- 1	2- 2	2- 0				
1- 4	0- 0	0- 0	AWAY	0- 2	1- 2	1- 1				
0- 0	0- 0	0- 0	NEUTRAL	0- 0	0- 0	0- 0				

RPI 1-25				RPI 26-50				RPI 51-100				RPI 101+ Team's RPI: 258			
RPI	S	Opponent	Score	RPI	S	Opponent	Score	RPI	S	Opponent	Score	RPI	S	Opponent	Score
33	H	Cal i forn i a	41 79	55	A	Gonzaga	44 71	124	A	BYU	47 65				
45	H	Southern Cal i forn i a	43 64	55	H	Gonzaga	51 63	150	H	Loyol a Marymount	51 65				
				87	A	Saint Mary' s (CA)	46 59	163	H	San Franci sco	54 58				
								164	A	Nevada	41 52				
								176	A	Northwestern	47 57				
								198	H	UC Santa Barbara	68 63				
								204	H	San Di ego	59 50				
								227	A	Pepperdi ne	55 56				
								227	H	Pepperdi ne	54 50				
								237	A	San Di ego St.	48 34				
								248	H	San Jose St.	66 71				
								264	A	Grand Canyon	38 39				
								299	H	Cal St. Fullerton	69 73				
								300	A	Portl and	50 43				
								318	A	III . -Chi cago	45 36				
LAST 12 Division I GAMES:															
227	H	Pepperdi ne	54 50	300	A	Portl and	50 43								
204	H	San Di ego	59 50	150	H	Loyol a Marymount	51 65								
55	A	Gonzaga	44 71	55	H	Gonzaga	51 63								
163	H	San Franci sco	54 58	227	A	Pepperdi ne	55 56								
124	A	BYU	47 65	264	A	Grand Canyon	38 39								
87	A	Saint Mary' s (CA)	46 59	164	A	Nevada	41 52								

Non-Div I Games: Menlo 104 61

Santa Clara

Average RPI Win:	325	WON-LOST	WINNING	LAST 10	STRENGTH OF	OPP. STRENGTH	TEAM	ADJ.	CONF.	ADJ CONF.
Average RPI Loss:	208	RECORD	PCT. RANK	GAMES	SCHEDULE	OF SCHEDULE	RPI	RPI	RPI	RPI
DIV. I ONLY	1- 16	340	0- 10	320	234	345	345	31	31	
DIV. I NON-CONF.	1- 9	318	0- 5	259	155	306	306	30	30	
-----										
TOTALS	RPI 1-25	RPI 26-50	W-L RECORDS	RPI 51-100	RPI 101-999	RPI 201+				
1- 16	0- 1	0- 1	OVERALL	0- 0	1- 14	1- 10				
0- 4	0- 0	0- 0	HOME	0- 0	0- 4	0- 4				
1- 9	0- 1	0- 1	AWAY	0- 0	1- 7	1- 5				
0- 3	0- 0	0- 0	NEUTRAL	0- 0	0- 3	0- 1				
1- 9	0- 1	0- 1	NON-CONFERENCE	0- 0	1- 7	1- 3				
0- 0	0- 0	0- 0	HOME	0- 0	0- 0	0- 0				
1- 6	0- 1	0- 1	AWAY	0- 0	1- 4	1- 2				
0- 3	0- 0	0- 0	NEUTRAL	0- 0	0- 3	0- 1				
0- 7	0- 0	0- 0	CONFERENCE	0- 0	0- 7	0- 7				
0- 4	0- 0	0- 0	HOME	0- 0	0- 4	0- 4				
0- 3	0- 0	0- 0	AWAY	0- 0	0- 3	0- 3				
0- 0	0- 0	0- 0	NEUTRAL	0- 0	0- 0	0- 0				

RPI 1-25				RPI 26-50				RPI 51-100				RPI 101+ Team's RPI: 345			
RPI	S	Opponent	Score	RPI	S	Opponent	Score	RPI	S	Opponent	Score	RPI	S	Opponent	Score
18	A	South Carolina	38 99	38	A	Oregon St.	36 84					116	A	Jacksonville	46 74
												174	N	Florida	40 90
												178	A	Wisconsin	24 82
												185	N	Providence	48 78
												202	H	Hampton	53 81
												209	H	Norfolk St.	58 78
												225	N	Richmond	63 100
												226	A	East Carolina	37 103
												250	H	Howard	59 87
												287	A	Morgan St.	67 73
												293	A	Coppin St.	57 66
												309	H	UMES	56 68
												311	A	Delaware St.	79 93
												312	A	Alabama St.	61 81
												325	A	Ga. Southern	71 67
-----															
LAST 12 Division I GAMES:															
311	A	Delaware St.	79 93	293	A	Coppin St.	57 66								
209	H	Norfolk St.	58 78	116	A	Jacksonville	46 74								
202	H	Hampton	53 81	226	A	East Carolina	37 103								
250	H	Howard	59 87	18	A	South Carolina	38 99								
309	H	UMES	56 68	38	A	Oregon St.	36 84								
287	A	Morgan St.	67 73	178	A	Wisconsin	24 82								

Non-Div I Games: LaGrange 86 44

Savannah St.

Average RPI Win:	231	WON-LOST	WINNING	LAST 10	STRENGTH OF	OPP. STRENGTH	TEAM	ADJ.	CONF.	ADJ CONF.
Average RPI Loss:	168	RECORD	PCT. RANK	GAMES	SCHEDULE	OF SCHEDULE	RPI	RPI	RPI	RPI
DIV. I ONLY	10- 11	187	4- 6	230	240	213	213	30	30	
DIV. I NON-CONF.	6- 9	214	2- 4	146	186	202	202	31	31	
-----										
TOTALS	RPI 1-25	RPI 26-50	W-L RECORDS	RPI 51-100	RPI 101-999	RPI 201+				
10- 11	0- 0	0- 1	OVERALL	0- 1	10- 9	7- 4				
4- 6	0- 0	0- 0	HOME	0- 1	4- 5	3- 1				
6- 5	0- 0	0- 1	AWAY	0- 0	6- 4	4- 3				
0- 0	0- 0	0- 0	NEUTRAL	0- 0	0- 0	0- 0				
6- 9	0- 0	0- 1	NON-CONFERENCE	0- 1	6- 7	3- 2				
2- 6	0- 0	0- 0	HOME	0- 1	2- 5	1- 1				
4- 3	0- 0	0- 1	AWAY	0- 0	4- 2	2- 1				
0- 0	0- 0	0- 0	NEUTRAL	0- 0	0- 0	0- 0				
4- 2	0- 0	0- 0	CONFERENCE	0- 0	4- 2	4- 2				
2- 0	0- 0	0- 0	HOME	0- 0	2- 0	2- 0				
2- 2	0- 0	0- 0	AWAY	0- 0	2- 2	2- 2				
0- 0	0- 0	0- 0	NEUTRAL	0- 0	0- 0	0- 0				

RPI 1-25				RPI 26-50				RPI 51-100				RPI 101+ Team's RPI: 213			
RPI	S	Opponent	Score	RPI	S	Opponent	Score	RPI	S	Opponent	Score	RPI	S	Opponent	Score
				33	A	Cal i forni a	67 87	60	H	UC Davi s	53 79	132	H	Portland St.	91 77
												141	H	Idaho St.	69 74
												143	A	Washi ngton	76 84
												156	H	Paci fi c	73 85
												160	A	Idaho	68 60
												164	H	Nevada	65 74
												177	H	UC Irvi ne	79 84
												198	A	UC Santa Barbara	77 71
												204	H	San Di ego	80 73
												216	A	CSUN	62 67
												227	A	Pepperdi ne	65 62
												230	A	Montana	78 64
												246	H	Hawai i	58 73
												247	A	CSU Bakersfi el d	68 75
												249	H	New Mexico St.	69 59
												255	A	UMKC	62 58
												264	A	Grand Canyon	63 74
												319	H	UTRGV	64 56
												339	A	Chi cago St.	63 56
-----															
LAST 12 Division I GAMES:															
				247	A	CSU Bakersfi el d	68 75	216	A	CSUN	62 67				
				319	H	UTRGV	64 56	177	H	UC Irvi ne	79 84				
				249	H	New Mexico St.	69 59	143	A	Washi ngton	76 84				
				255	A	UMKC	62 58	156	H	Paci fi c	73 85				
				339	A	Chi cago St.	63 56	160	A	Idaho	68 60				
				264	A	Grand Canyon	63 74	230	A	Montana	78 64				

Non-Div I Games:

Seattle U

Average RPI Win:	193	WON-LOST	WINNING	LAST 10	STRENGTH OF	OPP. STRENGTH	TEAM	ADJ.	CONF.	ADJ CONF.
Average RPI Loss:	36	RECORD	PCT. RANK	GAMES	SCHEDULE	OF SCHEDULE	RPI	RPI	RPI	RPI
DIV. I ONLY	13- 9	121	5- 5	87	51	94	94	6	6	
DIV. I NON-CONF.	8- 3	65	1- 0	136	153	89	89	5	5	
<hr/>										
TOTALS	RPI 1-25	RPI 26-50	W-L RECORDS	RPI 51-100	RPI 101-999	RPI 201+				
13- 9	0- 4	0- 3	OVERALL	1- 2	12- 0	4- 0				
9- 4	0- 2	0- 1	HOME	1- 1	8- 0	4- 0				
4- 5	0- 2	0- 2	AWAY	0- 1	4- 0	0- 0				
0- 0	0- 0	0- 0	NEUTRAL	0- 0	0- 0	0- 0				
8- 3	0- 2	0- 0	NON-CONFERENCE	0- 1	8- 0	4- 0				
6- 2	0- 1	0- 0	HOME	0- 1	6- 0	4- 0				
2- 1	0- 1	0- 0	AWAY	0- 0	2- 0	0- 0				
0- 0	0- 0	0- 0	NEUTRAL	0- 0	0- 0	0- 0				
5- 6	0- 2	0- 3	CONFERENCE	1- 1	4- 0	0- 0				
3- 2	0- 1	0- 1	HOME	1- 0	2- 0	0- 0				
2- 4	0- 1	0- 2	AWAY	0- 1	2- 0	0- 0				
0- 0	0- 0	0- 0	NEUTRAL	0- 0	0- 0	0- 0				

RPI 1-25					RPI 26-50					RPI 51-100					Team's RPI : 94					RPI 101+				
RPI	S	Opponent	Score		RPI	S	Opponent	Score		RPI	S	Opponent	Score		RPI	S	Opponent	Score		RPI	S	Opponent	Score	
8	H	UCLA	68	77	26	A	DePaul	66	89	52	H	Princeton	83	85	103	A	Wake Forest	67	57					
19	A	Rutgers	45	70	44	A	Creighton	64	81	56	H	St. John's (NY)	62	57	125	H	Georgetown	70	65					
20	A	Marquette	84	97	44	H	Creighton	51	68	90	A	Butler	48	66	165	H	Jacksonville St.	73	54					
21	H	Villanova	59	67											171	H	Marist	85	60					
															180	A	Boston College	73	53					
															185	A	Providence	65	56					
															185	H	Providence	65	56					
															195	A	Xavier	62	51					
															260	H	Fairfield	80	61					
															265	H	Rider	85	49					
															275	H	St. Francis Brooklyn	84	50					
															343	H	Saint Peter's	91	49					
LAST 12 Division I GAMES:																								
					44	A	Creighton	64	81	90	A	Butler	48	66										
					185	A	Providence	65	56	185	H	Providence	65	56										
					56	H	St. John's (NY)	62	57	44	H	Creighton	51	68										
					125	H	Georgetown	70	65	20	A	Marquette	84	97										
					21	H	Villanova	59	67	26	A	DePaul	66	89										
					195	A	Xavier	62	51	260	H	Fairfield	80	61										

Non-Div I Games:

Seton Hall

Average RPI Win:	257	WON-LOST	WINNING	LAST 10	STRENGTH OF	OPP. STRENGTH	TEAM	ADJ.	CONF.	ADJ CONF.
Average RPI Loss:	120	RECORD	PCT. RANK	GAMES	SCHEDULE	OF SCHEDULE	RPI	RPI	RPI	RPI
DIV. I ONLY	11- 10	161	6- 4	251	178	197	197	27	27	
DIV. I NON-CONF.	5- 6	187	1- 1	96	102	135	135	26	26	
-----										
TOTALS	RPI 1-25	RPI 26-50	W-L RECORDS	RPI 51-100	RPI 101-999	RPI 201+				
11- 10	0- 1	0- 1	OVERALL	0- 4	11- 4	10- 3				
7- 3	0- 0	0- 1	HOME	0- 1	7- 1	6- 1				
4- 7	0- 1	0- 0	AWAY	0- 3	4- 3	4- 2				
0- 0	0- 0	0- 0	NEUTRAL	0- 0	0- 0	0- 0				
5- 6	0- 1	0- 1	NON-CONFERENCE	0- 3	5- 1	5- 0				
3- 2	0- 0	0- 1	HOME	0- 1	3- 0	3- 0				
2- 4	0- 1	0- 0	AWAY	0- 2	2- 1	2- 0				
0- 0	0- 0	0- 0	NEUTRAL	0- 0	0- 0	0- 0				
6- 4	0- 0	0- 0	CONFERENCE	0- 1	6- 3	5- 3				
4- 1	0- 0	0- 0	HOME	0- 0	4- 1	3- 1				
2- 3	0- 0	0- 0	AWAY	0- 1	2- 2	2- 2				
0- 0	0- 0	0- 0	NEUTRAL	0- 0	0- 0	0- 0				

RPI 1-25				RPI 26-50				RPI 51-100				RPI 101+				Team's RPI: 197
RPI	S	Opponent	Score	RPI	S	Opponent	Score	RPI	S	Opponent	Score	RPI	S	Opponent	Score	
19	A	Rutgers	47 59	34	H	FGCU	50 63	58	A	Qui nni pi ac	54 68	154	A	Hartford	62 71	
								67	H	Al bany (NY)	63 78	171	H	Marist	58 53	
								68	A	Harvard	67 75	209	A	Hofstra	70 60	
								80	A	Penn St.	72 86	212	A	Ni agara	50 65	
												212	H	Ni agara	68 73	
												229	H	St. Bonaventure	70 62	
												238	H	Manhattan	56 51	
												250	H	Howard	72 61	
												256	H	Sacred Heart	62 57	
												260	H	Fairfi eld	51 40	
												265	A	Ri der	71 67	
												270	A	Col gate	73 70	
												291	A	Canisius	57 65	
												342	A	Iona	70 48	
												342	H	Iona	64 51	
-----																
LAST 12 Division I GAMES:																
238	H	Manhattan	56 51	212	H	Ni agara	68 73									
260	H	Fairfi eld	51 40	342	H	Iona	64 51									
342	A	Iona	70 48	265	A	Ri der	71 67									
171	H	Marist	58 53	58	A	Qui nni pi ac	54 68									
212	A	Ni agara	50 65	154	A	Hartford	62 71									
291	A	Canisius	57 65	256	H	Sacred Heart	62 57									

Non-Div I Games:

Siena

Average RPI Win:	224	WON-LOST	WINNING	LAST 10	STRENGTH OF	OPP. STRENGTH	TEAM	ADJ.	CONF.	ADJ CONF.
Average RPI Loss:	95	RECORD	PCT. RANK	GAMES	SCHEDULE	OF SCHEDULE	RPI	RPI	RPI	RPI

DIV. I ONLY	14- 5	57	8- 2	170	220	88	88	23	23
DIV. I NON-CONF.	6- 4	122	2- 1	42	160	63	63	23	23
TOTALS	RPI 1-25	RPI 26-50	W-L RECORDS	RPI 51-100	RPI 101-999	RPI 201+			
14- 5	0- 1	0- 0	OVERALL	2- 2	12- 2	8- 0			
8- 2	0- 0	0- 0	HOME	1- 1	7- 1	5- 0			
6- 3	0- 1	0- 0	AWAY	1- 1	5- 1	3- 0			
0- 0	0- 0	0- 0	NEUTRAL	0- 0	0- 0	0- 0			
6- 4	0- 1	0- 0	NON-CONFERENCE	2- 2	4- 1	1- 0			
3- 2	0- 0	0- 0	HOME	1- 1	2- 1	0- 0			
3- 2	0- 1	0- 0	AWAY	1- 1	2- 0	1- 0			
0- 0	0- 0	0- 0	NEUTRAL	0- 0	0- 0	0- 0			
8- 1	0- 0	0- 0	CONFERENCE	0- 0	8- 1	7- 0			
5- 0	0- 0	0- 0	HOME	0- 0	5- 0	5- 0			
3- 1	0- 0	0- 0	AWAY	0- 0	3- 1	2- 0			
0- 0	0- 0	0- 0	NEUTRAL	0- 0	0- 0	0- 0			

RPI S Opponent Score	RPI S Opponent Score	RPI S Opponent Score	RPI S Opponent Score
17 A NC State 50 71		83 H UAB 66 78	116 H Jacksonville 58 60
		86 A North Carolina 85 84	157 A Texas St. 63 78
		96 H Central Ark. 64 43	159 A Louisiana 72 57
		100 A Ole Miss 59 66	168 A Southern Miss. 78 57
			181 H New Orleans 67 45
			186 H Southern U. 69 65
			206 A UT Arlington 76 63
			218 H Troy 79 68
			271 H Appalachian St. 54 52
			285 H Coastal Caro. 68 62
			312 A Alabama St. 59 47
			313 H Georgia St. 88 52
			325 H Ga. Southern 79 52
			332 A La. -Monroe 67 60
LAST 12 Division I GAMES:			
332 A La. -Monroe 67 60	157 A Texas St. 63 78		
159 A Louisiana 72 57	325 H Ga. Southern 79 52		
271 H Appalachian St. 54 52	313 H Georgia St. 88 52		
285 H Coastal Caro. 68 62	83 H UAB 66 78		
218 H Troy 79 68	96 H Central Ark. 64 43		
206 A UT Arlington 76 63	186 H Southern U. 69 65		

Non-Div I Games: Ga. Southwestern 73 42

South Ala.

Average RPI Win:	136	WON-LOST	WINNING	LAST 10	STRENGTH OF	OPP. STRENGTH	TEAM	ADJ.	CONF.	ADJ CONF.
Average RPI Loss:	8	RECORD	PCT. RANK	GAMES	SCHEDULE	OF SCHEDULE	RPI	RPI	RPI	RPI
DIV. I ONLY	18- 3	12	8- 2	75	2	18	18	2	2	
DIV. I NON-CONF.	11- 1	13	3- 0	184	20	30	30	2	2	
-----										
TOTALS	RPI 1-25	RPI 26-50	W-L RECORDS	RPI 51-100	RPI 101-999	RPI 201+				
18- 3	5- 3	0- 0	OVERALL	5- 0	8- 0	5- 0				
10- 1	3- 1	0- 0	HOME	2- 0	5- 0	5- 0				
6- 1	1- 1	0- 0	AWAY	2- 0	3- 0	0- 0				
2- 1	1- 1	0- 0	NEUTRAL	1- 0	0- 0	0- 0				
11- 1	3- 1	0- 0	NON-CONFERENCE	1- 0	7- 0	5- 0				
6- 0	1- 0	0- 0	HOME	0- 0	5- 0	5- 0				
3- 0	1- 0	0- 0	AWAY	0- 0	2- 0	0- 0				
2- 1	1- 1	0- 0	NEUTRAL	1- 0	0- 0	0- 0				
7- 2	2- 2	0- 0	CONFERENCE	4- 0	1- 0	0- 0				
4- 1	2- 1	0- 0	HOME	2- 0	0- 0	0- 0				
3- 1	0- 1	0- 0	AWAY	2- 0	1- 0	0- 0				
0- 0	0- 0	0- 0	NEUTRAL	0- 0	0- 0	0- 0				

RPI	S	Opponent	Score	RPI	S	Opponent	Score	RPI	S	Opponent	Score	RPI	S	Opponent	Score
1	N	Notre Dame	85 92					56	N	St. John's (NY)	76 58	118	A	Clemson	66 36
10	H	Tennessee	70 86					93	H	Arkansas	90 42	128	A	Vanderbilt	95 82
12	A	Missouri	74 83					97	A	Kentucky	81 64	167	A	Temple	87 60
12	H	Missouri	64 54					99	H	Auburn	71 63	254	H	Col. of Charleston	69 43
14	H	Texas A&M	61 59					100	A	Ole Miss	88 62	277	H	Wofford	94 60
15	H	Duke	72 52									312	H	Alabama St.	99 31
19	N	Rutgers	78 68									321	H	Western Caro.	101 43
22	A	Maryland	94 86									345	H	Savannah St.	99 38
-----															
LAST 12 Division I GAMES:															
12	H	Missouri	64 54	12	A	Missouri	74 83								
93	H	Arkansas	90 42	100	A	Ole Miss	88 62								
97	A	Kentucky	81 64	14	H	Texas A&M	61 59								
128	A	Vanderbilt	95 82	167	A	Temple	87 60								
10	H	Tennessee	70 86	345	H	Savannah St.	99 38								
99	H	Auburn	71 63	254	H	Col. of Charleston	69 43								

Non-Div I Games:

South Carolina

Average RPI Win:	297	WON-LOST	WINNING	LAST 10	STRENGTH OF	OPP. STRENGTH	TEAM	ADJ.	CONF.	ADJ CONF.
Average RPI Loss:	221	RECORD	PCT. RANK	GAMES	SCHEDULE	OF SCHEDULE	RPI	RPI	RPI	RPI
DIV. I ONLY	5- 13	287	2- 8	347	270	333	333	31	31	
DIV. I NON-CONF.	3- 7	254	0- 3	346	175	333	333	30	30	
-----										
TOTALS	RPI 1-25	RPI 26-50	W-L RECORDS	RPI 51-100	RPI 101-999	RPI 201+				
5- 13	0- 0	0- 0	OVERALL	0- 2	5- 11	5- 8				
3- 3	0- 0	0- 0	HOME	0- 0	3- 3	3- 3				
2- 10	0- 0	0- 0	AWAY	0- 0	2- 1	2- 1				
0- 0	0- 0	0- 0	NEUTRAL	0- 0	0- 0	0- 0				
3- 7	0- 0	0- 0	NON-CONFERENCE	0- 2	3- 5	3- 3				
1- 1	0- 0	0- 0	HOME	0- 0	1- 1	1- 1				
2- 6	0- 0	0- 0	AWAY	0- 2	2- 4	2- 2				
0- 0	0- 0	0- 0	NEUTRAL	0- 0	0- 0	0- 0				
2- 6	0- 0	0- 0	CONFERENCE	0- 0	2- 6	2- 5				
2- 2	0- 0	0- 0	HOME	0- 0	2- 2	2- 2				
0- 4	0- 0	0- 0	AWAY	0- 0	0- 4	0- 3				
0- 0	0- 0	0- 0	NEUTRAL	0- 0	0- 0	0- 0				

RPI 1-25				RPI 26-50				RPI 51-100				RPI 101+				Team's RPI: 333
RPI	S	Opponent	Score	RPI	S	Opponent	Score	RPI	S	Opponent	Score	RPI	S	Opponent	Score	
								65	A	Mercer	53 74	118	A	Clemson	48 56	
								73	A	Georgia Tech	40 86	151	A	Bethune-Cookman	50 68	
												172	A	Charlotte	49 64	
												202	H	Hampton	78 70	
												209	H	Norfolk St.	67 71	
												250	H	Howard	58 68	
												287	A	Morgan St.	55 65	
												293	A	Coppin St.	39 56	
												305	A	USC Upstate	44 63	
												309	H	UMES	54 51	
												311	A	Delaware St.	44 58	
												317	A	Charleston So.	60 58	
												320	A	Old Dominion	35 52	
												321	H	Western Caro.	75 45	
												325	H	Ga. Southern	58 61	
												337	A	Winthrop	65 37	
-----																
LAST 12 Division I GAMES:																
287	A	Morgan St.	55 65	311	A	Delaware St.	44 58									
293	A	Coppin St.	39 56	151	A	Bethune-Cookman	50 68									
202	H	Hampton	78 70	320	A	Old Dominion	35 52									
209	H	Norfolk St.	67 71	172	A	Charlotte	49 64									
309	H	UMES	54 51	65	A	Mercer	53 74									
250	H	Howard	58 68	321	H	Western Caro.	75 45									

Non-Div I Games: Johnson & Wales (NC) 40 Columbia Int'l 82 38

South Carolina St.



Average RPI Win: **196**      WON-LOST      WINNING      LAST 10  
Average RPI Loss: **97**      RECORD      PCT. RANK      GAMES      STRENGTH OF      OPP. STRENGTH      TEAM      ADJ.      CONF.      ADJ CONF.  
SCHEDULE      OF SCHEDULE      RPI      RPI      RPI      RPI

DIV. I ONLY	15- 5	51	9- 0	163	128	75	75	14	14
DIV. I NON-CONF.	7- 5	132	2- 1	202	60	134	134	15	15
-----									
TOTALS	RPI 1-25	RPI 26-50	W-L RECORDS	RPI 51-100	RPI 101-999	RPI 201+			
15- 5	0- 1	2- 0	OVERALL	0- 1	13- 3	7- 0			
7- 1	0- 0	1- 0	HOME	0- 0	6- 1	4- 0			
7- 2	0- 0	1- 0	AWAY	0- 0	6- 2	2- 0			
1- 2	0- 1	0- 0	NEUTRAL	0- 1	1- 0	1- 0			
7- 5	0- 1	1- 0	NON-CONFERENCE	0- 1	6- 3	4- 0			
4- 1	0- 0	1- 0	HOME	0- 0	3- 1	2- 0			
2- 2	0- 0	0- 0	AWAY	0- 0	2- 2	1- 0			
1- 2	0- 1	0- 0	NEUTRAL	0- 1	1- 0	1- 0			
8- 0	0- 0	1- 0	CONFERENCE	0- 0	7- 0	3- 0			
3- 0	0- 0	0- 0	HOME	0- 0	3- 0	2- 0			
5- 0	0- 0	1- 0	AWAY	0- 0	4- 0	1- 0			
0- 0	0- 0	0- 0	NEUTRAL	0- 0	0- 0	0- 0			

RPI 1-25				RPI 26-50				RPI 51-100				Team's RPI: 75	RPI 101+			
RPI	S	Opponent	Score	RPI	S	Opponent	Score	RPI	S	Opponent	Score		RPI	S	Opponent	Score
10	N	Tennessee	49 <b>69</b>	40	A	South Dakota St.	67 61	64	N	Oklahoma St.	68 <b>76</b>		113	A	SFA	55 <b>77</b>
				44	H	Creighton	73 68						119	A	Western Ill.	82 58
													130	A	Iowa St.	76 <b>81</b>
													149	A	Wichita St.	62 48
													152	H	North Dakota	76 71
													166	H	Tulsa	61 <b>64</b>
													191	A	Oral Roberts	73 68
													199	A	Denver	82 60
													199	H	Denver	79 51
													233	H	Omaha	70 46
													244	H	UC Riverside	75 66
													247	H	CSU Bakersfield	66 50
													253	N	Indiana St.	71 59
													266	A	North Dakota St.	82 67
													301	A	Incarinate Word	81 51
													303	H	Fort Wayne	85 43
-----																
LAST 12 Division I GAMES:																
199	A	Denver	82 60	266	A	North Dakota St.	82 67	199	H	Denver	79 51					
40	A	South Dakota St.	67 61	199	H	Denver	79 51	152	H	North Dakota	76 71					
233	H	Omaha	70 46	244	H	UC Riverside	75 66	166	H	Tulsa	61 <b>64</b>					
191	A	Oral Roberts	73 68	247	H	CSU Bakersfield	66 50									
303	H	Fort Wayne	85 43													
119	A	Western Ill.	82 58													

Non-Div I Games:      Mt. Marty      87    25      Bellevue      89    32

South Dakota

Average RPI Win:	167	WON-LOST	WINNING	LAST 10	STRENGTH OF	OPP. STRENGTH	TEAM	ADJ.	CONF.	ADJ CONF.
Average RPI Loss:	34	RECORD	PCT. RANK	GAMES	SCHEDULE	OF SCHEDULE	RPI	RPI	RPI	RPI
DIV. I ONLY	16- 5	45	7- 2	74	69	40	40	14	14	
DIV. I NON-CONF.	10- 4	73	2- 2	51	5	29	29	15	15	
TOTALS	RPI 1-25	RPI 26-50	W-L RECORDS	RPI 51-100	RPI 101-999	RPI 201+				
16- 5	1- 2	1- 2	OVERALL	1- 1	13- 0	4- 0				
10- 2	0- 1	1- 0	HOME	0- 1	9- 0	4- 0				
4- 3	0- 1	0- 2	AWAY	1- 0	3- 0	0- 0				
2- 0	1- 0	0- 0	NEUTRAL	0- 0	1- 0	0- 0				
10- 4	1- 2	1- 2	NON-CONFERENCE	1- 0	7- 0	1- 0				
6- 1	0- 1	1- 0	HOME	0- 0	5- 0	1- 0				
2- 3	0- 1	0- 2	AWAY	1- 0	1- 0	0- 0				
2- 0	1- 0	0- 0	NEUTRAL	0- 0	1- 0	0- 0				
6- 1	0- 0	0- 0	CONFERENCE	0- 1	6- 0	3- 0				
4- 1	0- 0	0- 0	HOME	0- 1	4- 0	3- 0				
2- 0	0- 0	0- 0	AWAY	0- 0	2- 0	0- 0				
0- 0	0- 0	0- 0	NEUTRAL	0- 0	0- 0	0- 0				

RPI	S	Opponent	Score	RPI	S	Opponent	Score	Team's RPI: 40	RPI	S	Opponent	Score	RPI	S	Opponent	Score
5	H	Louisville	64 68	34	A	FGCU	78 87		75	H	South Dakota	61 67	112	A	George Washington	97 88
13	A	Green Bay	41 55	37	H	Oklahoma	67 61		95	A	Drake	85 78	119	H	Western Ill.	84 48
17	N	NC State	75 67	44	A	Creighton	65 72						137	H	UNI	57 47
													142	H	Bowling Green	76 44
													149	H	Wichita St.	96 64
													152	H	North Dakota	66 52
													172	N	Charlotte	71 70
													191	A	Oral Roberts	77 70
													199	A	Denver	69 58
													233	H	Omaha	89 64
													266	H	North Dakota St.	83 63
													303	H	Fort Wayne	105 49
													341	H	NJIT	92 48
LAST 12 Division I GAMES:																
303	H	Fort Wayne	105 49	233	H	Omaha	89 64		34	A	FGCU	78 87				
75	H	South Dakota	61 67	149	H	Wichita St.	96 64		95	A	Drake	85 78				
119	H	Western Ill.	84 48	44	A	Creighton	65 72		142	H	Bowling Green	76 44				
191	A	Oral Roberts	77 70													
199	A	Denver	69 58													
266	H	North Dakota St.	83 63													

Non-Div I Games: Dakota Wesleyan 76 63

South Dakota St.

Average RPI Win:	141	WON-LOST	WINNING	LAST 10	STRENGTH OF	OPP. STRENGTH	TEAM	ADJ.	CONF.	ADJ CONF.
Average RPI Loss:	46	RECORD	PCT. RANK	GAMES	SCHEDULE	OF SCHEDULE	RPI	RPI	RPI	RPI

DIV. I ONLY	16- 5	45	7- 3	71	9	31	31	8	8
DIV. I NON-CONF.	10- 3	51	3- 1	94	3	38	38	7	7
-----									
TOTALS	RPI 1-25	RPI 26-50	W-L RECORDS	RPI 51-100	RPI 101-999	RPI 201+			
16- 5	0- 2	2- 2	OVERALL	5- 0	9- 1	3- 0			
8- 1	0- 1	2- 0	HOME	2- 0	4- 0	2- 0			
5- 2	0- 0	0- 1	AWAY	0- 0	5- 1	1- 0			
3- 2	0- 1	0- 1	NEUTRAL	3- 0	0- 0	0- 0			
10- 3	0- 1	1- 2	NON-CONFERENCE	4- 0	5- 0	3- 0			
5- 0	0- 0	1- 0	HOME	1- 0	3- 0	2- 0			
2- 1	0- 0	0- 1	AWAY	0- 0	2- 0	1- 0			
3- 2	0- 1	0- 1	NEUTRAL	3- 0	0- 0	0- 0			
6- 2	0- 1	1- 0	CONFERENCE	1- 0	4- 1	0- 0			
3- 1	0- 1	1- 0	HOME	1- 0	1- 0	0- 0			
3- 1	0- 0	0- 0	AWAY	0- 0	3- 1	0- 0			
0- 0	0- 0	0- 0	NEUTRAL	0- 0	0- 0	0- 0			

RPI 1-25				RPI 26-50				Team's RPI: 31				RPI 51-100				RPI 101+			
RPI	S	Opponent	Score	RPI	S	Opponent	Score	RPI	S	Opponent	Score	RPI	S	Opponent	Score	RPI	S	Opponent	Score
1	N	Notre Dame	66 76	35	H	LSU	61 55	51	N	Dayton	93 87	112	A	George Washington	83 78				
2	H	UConn	49 100	37	A	Oklahoma	74 79	56	N	St. John's (NY)	68 59	149	A	Wichita St.	56 64				
				41	N	Michigan St.	73 83	79	N	Washington St.	82 45	167	A	Temple	89 73				
				46	H	UCF	62 45	90	H	Butler	71 55	167	H	Temple	76 60				
								92	H	Tulane	75 46	170	A	Cincinnati	69 46				
												183	A	Memphis	81 62				
												186	H	Southern U.	108 48				
												203	H	Arkansas St.	98 55				
												284	A	FIU	82 52				
												327	H	Houston Baptist	90 43				
LAST 12 Division I GAMES:																			
167	H	Temple	76 60	170	A	Cincinnati	69 46	41	N	Michigan St.	73 83	92	H	Tulane	75 46	51	N	Dayton	93 87
149	A	Wichita St.	56 64	92	H	Tulane	75 46	284	A	FIU	82 52	186	H	Southern U.	108 48	89	A	Temple	89 73
183	A	Memphis	81 62	41	N	Michigan St.	73 83	51	N	Dayton	93 87					2	H	UConn	49 100
46	H	UCF	62 45	51	N	Dayton	93 87												
167	A	Temple	89 73																
2	H	UConn	49 100																

Non-Div I Games:

South Fla.

Average RPI	Win: 293	WON-LOST	WINNING	LAST 10	STRENGTH OF	OPP. STRENGTH	TEAM	ADJ.	CONF.	ADJ CONF.
Average RPI	Loss: 129	RECORD	PCT. RANK	GAMES	SCHEDULE	OF SCHEDULE	RPI	RPI	RPI	RPI
DIV. I ONLY	8- 12	229	5- 5	153	310	201	201	26	26	
DIV. I NON-CONF.	3- 7	254	1- 1	40	238	167	167	27	27	
-----										
TOTALS	RPI 1-25	RPI 26-50	W-L RECORDS	RPI 51-100	RPI 101-999	RPI 201+				
8- 12	0- 1	0- 1	OVERALL	0- 1	8- 9	7- 2				
4- 3	0- 0	0- 0	HOME	0- 1	4- 2	4- 1				
3- 9	0- 0	0- 0	AWAY	0- 0	3- 1	3- 0				
1- 0	0- 0	0- 0	NEUTRAL	0- 0	1- 0	0- 0				
3- 7	0- 1	0- 1	NON-CONFERENCE	0- 0	3- 5	2- 0				
2- 1	0- 0	0- 0	HOME	0- 0	2- 1	2- 0				
0- 6	0- 1	0- 1	AWAY	0- 0	0- 4	0- 0				
1- 0	0- 0	0- 0	NEUTRAL	0- 0	1- 0	0- 0				
5- 5	0- 0	0- 0	CONFERENCE	0- 1	5- 4	5- 2				
2- 2	0- 0	0- 0	HOME	0- 1	2- 1	2- 1				
3- 3	0- 0	0- 0	AWAY	0- 0	3- 3	3- 1				
0- 0	0- 0	0- 0	NEUTRAL	0- 0	0- 0	0- 0				

RPI 1-25				RPI 26-50				RPI 51-100				RPI 101+ Team's RPI: 201			
RPI	S	Opponent	Score	RPI	S	Opponent	Score	RPI	S	Opponent	Score	RPI	S	Opponent	Score
5	A	Louisville	40 80	32	A	Ball St.	56 69	77	H	Belmont	57 67	110	A	George Mason	38 57
												119	A	Western Ill.	59 87
												134	A	SIUE	57 65
												135	A	Kansas	50 51
												140	H	Southern Ill.	74 79
												147	N	Saint Francis (PA)	82 50
												165	A	Jacksonville St.	48 55
												170	A	Cincinnati	52 65
												215	H	Morehead St.	56 59
												236	H	Bradley	57 53
												243	A	Austin Peay	65 66
												296	H	Eastern Ky.	69 55
												298	A	Murray St.	85 74
												330	A	Tennessee Tech	70 66
												344	A	Eastern Ill.	77 54
												346	H	Tennessee St.	71 66
												347	H	Evansville	74 65
-----															
LAST 12 Division I GAMES:															
165	A	Jacksonville St.	48 55	243	A	Austin Peay	65 66								
330	A	Tennessee Tech	70 66	298	A	Murray St.	85 74								
344	A	Eastern Ill.	77 54	346	H	Tennessee St.	71 66								
134	A	SIUE	57 65	77	H	Belmont	57 67								
296	H	Eastern Ky.	69 55	347	H	Evansville	74 65								
215	H	Morehead St.	56 59	135	A	Kansas	50 51								

Non-Div I Games: Evangel 72 60 Missouri Valley 69 34

Southeast Mo. St.

Average RPI Win:	269	WON-LOST	WINNING	LAST 10	STRENGTH OF	OPP. STRENGTH	TEAM	ADJ.	CONF.	ADJ CONF.
Average RPI Loss:	179	RECORD	PCT. RANK	GAMES	SCHEDULE	OF SCHEDULE	RPI	RPI	RPI	RPI
DIV. I ONLY	4- 16	306	3- 7	254	291	294	294	25	25	
DIV. I NON-CONF.	1- 10	327	0- 3	158	235	293	293	25	25	
-----										
TOTALS	RPI 1-25	RPI 26-50	W-L RECORDS	RPI 51-100	RPI 101-999	RPI 201+				
4- 16	0- 0	0- 1	OVERALL	0- 3	4- 12	3- 7				
1- 6	0- 0	0- 0	HOME	0- 0	1- 6	1- 4				
3- 9	0- 0	0- 1	AWAY	0- 3	3- 5	2- 3				
0- 1	0- 0	0- 0	NEUTRAL	0- 0	0- 1	0- 0				
1- 10	0- 0	0- 1	NON-CONFERENCE	0- 2	1- 7	0- 4				
0- 3	0- 0	0- 0	HOME	0- 0	0- 3	0- 2				
1- 6	0- 0	0- 1	AWAY	0- 2	1- 3	0- 2				
0- 1	0- 0	0- 0	NEUTRAL	0- 0	0- 1	0- 0				
3- 6	0- 0	0- 0	CONFERENCE	0- 1	3- 5	3- 3				
1- 3	0- 0	0- 0	HOME	0- 0	1- 3	1- 2				
2- 3	0- 0	0- 0	AWAY	0- 1	2- 2	2- 1				
0- 0	0- 0	0- 0	NEUTRAL	0- 0	0- 0	0- 0				

RPI 1-25				RPI 26-50				RPI 51-100				RPI 101+ Team's RPI: 294			
RPI	S	Opponent	Score	RPI	S	Opponent	Score	RPI	S	Opponent	Score	RPI	S	Opponent	Score
				35	A	LSU	56 84	61	A	TCU	62 112	113	A	SFA	67 79
								96	A	Central Ark.	47 63	123	N	Kent St.	60 81
								99	A	Auburn	46 80	136	H	Lamar University	58 75
												151	A	Bethune-Cookman	60 58
												159	H	Louisiana	56 68
												170	A	Cincinnati	43 82
												214	A	Abilene Christian	80 86
												217	A	Akron	54 66
												252	A	Grambling	52 61
												272	H	Alcorn	77 84
												282	A	Nicholls St.	66 57
												289	H	McNeese	65 77
												297	H	Alabama A&M	74 76
												314	H	Northwestern St.	71 65
												323	H	Sam Houston St.	52 57
												327	A	Houston Baptist	76 61
-----															
LAST 12 Division I GAMES:															
				282	A	Nicholls St.	66 57	214	A	Abilene Christian	80 86				
				323	H	Sam Houston St.	52 57	96	A	Central Ark.	47 63				
				314	H	Northwestern St.	71 65	113	A	SFA	67 79				
				327	A	Houston Baptist	76 61	297	H	Alabama A&M	74 76				
				289	H	McNeese	65 77	99	A	Auburn	46 80				
				136	H	Lamar University	58 75	159	H	Louisiana	56 68				

Non-Div I Games:

Southeastern La.

■ Loss, 
 ■ Non-Conf, 
 ■ S Site, 
 ■ Home 
 ■ Away 
 N Neutral

Average RPI	Win:	172	WON-LOST	WINNING	LAST 10	STRENGTH OF	OPP. STRENGTH	TEAM	ADJ.	CONF.	ADJ CONF.
Average RPI	Loss:	23	RECORD	PCT. RANK	GAMES	SCHEDULE	OF SCHEDULE	RPI	RPI	RPI	RPI
DIV. I ONLY		15- 6		64	5- 5	66	59	45	45	4	4
DIV. I NON-CONF.		10- 1		16	2- 0	178	253	46	46	3	3
-----											
TOTALS	RPI 1-25		RPI 26-50		W-L RECORDS	RPI 51-100		RPI 101-999		RPI 201+	
15- 6	0- 2		2- 4		OVERALL	2- 0		11- 0		6- 0	
3- 4	0- 2		1- 2		HOME	0- 0		2- 0		2- 0	
9- 2	0- 0		0- 2		AWAY	2- 0		7- 0		4- 0	
3- 0	0- 0		1- 0		NEUTRAL	0- 0		2- 0		0- 0	
10- 1	0- 1		1- 0		NON-CONFERENCE	0- 0		9- 0		6- 0	
2- 1	0- 1		0- 0		HOME	0- 0		2- 0		2- 0	
5- 0	0- 0		0- 0		AWAY	0- 0		5- 0		4- 0	
3- 0	0- 0		1- 0		NEUTRAL	0- 0		2- 0		0- 0	
5- 5	0- 1		1- 4		CONFERENCE	2- 0		2- 0		0- 0	
1- 3	0- 1		1- 2		HOME	0- 0		0- 0		0- 0	
4- 2	0- 0		0- 2		AWAY	2- 0		2- 0		0- 0	
0- 0	0- 0		0- 0		NEUTRAL	0- 0		0- 0		0- 0	

RPI 1-25				RPI 26-50				Team's RPI: 45				RPI 51-100				RPI 101+			
RPI	S	Opponent	Score	RPI	S	Opponent	Score	RPI	S	Opponent	Score	RPI	S	Opponent	Score	RPI	S	Opponent	Score
4	H	Oregon	66 70	27	A	Stanford	65 72	79	A	Washington St.	73 72	120	N	Middle Tenn.	72 57				
14	H	Texas A&M	74 75	27	H	Stanford	55 59	81	A	Utah	58 47	143	A	Washington	72 61				
				33	A	California	64 76					145	A	Colorado	86 51				
				33	H	California	59 62					150	A	Loyola Marymount	80 70				
				38	H	Oregon St.	65 61					171	N	Marist	78 57				
				47	N	Purdue	58 46					208	H	Montana St.	98 47				
LAST 12 Division I GAMES:																			
				143	A	Washington	72 61	38	H	Oregon St.	65 61					4	H	Oregon	66 70
				79	A	Washington St.	73 72	4	H	Oregon	66 70					27	A	Stanford	65 72
				33	H	California	59 62	27	A	Stanford	65 72					33	A	California	64 76
				27	H	Stanford	55 59	33	A	California	64 76					319	A	UTRGV	71 64
				81	A	Utah	58 47	319	A	UTRGV	71 64					120	N	Middle Tenn.	72 57
				145	A	Colorado	86 51	120	N	Middle Tenn.	72 57								

Non-Di v I Games:

Southern Cal i forni a

Average RPI Win:	239	WON-LOST	WINNING	LAST 10	STRENGTH OF	OPP. STRENGTH	TEAM	ADJ.	CONF.	ADJ CONF.
Average RPI Loss:	121	RECORD	PCT. RANK	GAMES	SCHEDULE	OF SCHEDULE	RPI	RPI	RPI	RPI
DIV. I ONLY	11- 8	126	7- 3	175	238	140	140	24	24	
DIV. I NON-CONF.	4- 6	214	0- 3	63	220	133	133	22	22	
-----										
TOTALS	RPI 1-25	RPI 26-50	W-L RECORDS	RPI 51-100	RPI 101-999	RPI 201+				
11- 8	0- 0	0- 1	OVERALL	0- 4	11- 3	7- 2				
5- 3	0- 0	0- 1	HOME	0- 1	5- 1	3- 0				
6- 3	0- 0	0- 0	AWAY	0- 0	6- 1	4- 1				
0- 2	0- 0	0- 0	NEUTRAL	0- 2	0- 0	0- 0				
4- 6	0- 0	0- 1	NON-CONFERENCE	0- 3	4- 2	2- 1				
1- 2	0- 0	0- 1	HOME	0- 0	1- 1	1- 0				
3- 2	0- 0	0- 0	AWAY	0- 1	3- 1	1- 1				
0- 2	0- 0	0- 0	NEUTRAL	0- 2	0- 0	0- 0				
7- 2	0- 0	0- 0	CONFERENCE	0- 1	7- 1	5- 1				
4- 1	0- 0	0- 0	HOME	0- 1	4- 0	2- 0				
3- 1	0- 0	0- 0	AWAY	0- 0	3- 1	3- 1				
0- 0	0- 0	0- 0	NEUTRAL	0- 0	0- 0	0- 0				

RPI 1-25				RPI 26-50				RPI 51-100				RPI 101+				Team's RPI: 140
RPI	S	Opponent	Score	RPI	S	Opponent	Score	RPI	S	Opponent	Score	RPI	S	Opponent	Score	
				43	H	Western Ky.	49 75	59	N	Miami (FL)	65 75	126	H	Missouri St.	71 69	
								67	N	Albany (NY)	57 68	134	H	SIUE	53 57	
								83	A	UAB	66 76	137	H	UNI	60 53	
								95	H	Drake	64 75	183	A	Memphis	68 56	
												201	A	Southeast Mo. St.	79 74	
												215	A	Morehead St.	81 85	
												228	H	UT Martin	84 72	
												236	A	Bradley	63 62	
												253	A	Indiana St.	64 45	
												268	A	Illinois St.	46 49	
												286	H	Valparaiso	74 63	
												308	H	Loyola Chicago	62 46	
												324	A	Marshall	64 59	
												347	A	Evansville	74 62	
-----																
LAST 12 Division I GAMES:																
				126	H	Missouri St.	71 69	137	H	UNI	60 53					
				286	H	Valparaiso	74 63	253	A	Indiana St.	64 45					
				308	H	Loyola Chicago	62 46	347	A	Evansville	74 62					
				268	A	Illinois St.	46 49	59	N	Miami (FL)	65 75					
				236	A	Bradley	63 62	67	N	Albany (NY)	57 68					
				95	H	Drake	64 75	43	H	Western Ky.	49 75					

Non-Div I Games: Martin Methodist 60 50

Southern Ill.

Average RPI Win:	238	WON-LOST	WINNING	LAST 10	STRENGTH OF	OPP. STRENGTH	TEAM	ADJ.	CONF.	ADJ CONF.
Average RPI Loss:	105	RECORD	PCT. RANK	GAMES	SCHEDULE	OF SCHEDULE	RPI	RPI	RPI	RPI
DIV. I ONLY	10- 8	140	4- 5	243	109	168	168	18	18	
DIV. I NON-CONF.	6- 5	153	1- 3	298	74	213	213	19	19	
-----										
TOTALS	RPI 1-25	RPI 26-50	W-L RECORDS	RPI 51-100	RPI 101-999	RPI 201+				
10- 8	0- 1	0- 1	OVERALL	2- 3	8- 3	7- 0				
7- 2	0- 0	0- 0	HOME	1- 1	6- 1	6- 0				
3- 6	0- 1	0- 1	AWAY	1- 2	2- 2	1- 0				
0- 0	0- 0	0- 0	NEUTRAL	0- 0	0- 0	0- 0				
6- 5	0- 1	0- 0	NON-CONFERENCE	1- 3	5- 1	5- 0				
5- 1	0- 0	0- 0	HOME	1- 1	4- 0	4- 0				
1- 4	0- 1	0- 0	AWAY	0- 2	1- 1	1- 0				
0- 0	0- 0	0- 0	NEUTRAL	0- 0	0- 0	0- 0				
4- 3	0- 0	0- 1	CONFERENCE	1- 0	3- 2	2- 0				
2- 1	0- 0	0- 0	HOME	0- 0	2- 1	2- 0				
2- 2	0- 0	0- 1	AWAY	1- 0	1- 1	0- 0				
0- 0	0- 0	0- 0	NEUTRAL	0- 0	0- 0	0- 0				

RPI 1-25				RPI 26-50				RPI 51-100				RPI 101+				Team's RPI: 168
RPI	S	Opponent	Score	RPI	S	Opponent	Score	RPI	S	Opponent	Score	RPI	S	Opponent	Score	
3	A	Mississippi St.	56 91	43	A	Western Ky.	60 81	73	A	Georgia Tech	44 63	120	A	Middle Tenn.	61 53	
								83	A	UAB	80 63	172	A	Charlotte	56 66	
								88	H	South Ala.	57 78	172	H	Charlotte	79 85	
								92	H	Tulane	66 58	187	A	Samford	56 61	
								100	A	Ole Miss	59 68	211	H	Louisiana Tech	65 50	
												272	H	Alcorn	72 67	
												312	H	Alabama St.	72 35	
												314	A	Northwestern St.	71 59	
												315	H	UTSA	83 60	
												323	H	Sam Houston St.	58 38	
												338	H	Mississippi Val.	84 69	
-----																
LAST 12 Division I GAMES:																
315	H	UTSA	83 60	172	A	Charlotte	56 66									
172	H	Charlotte	79 85	73	A	Georgia Tech	44 63									
120	A	Middle Tenn.	61 53	187	A	Samford	56 61									
83	A	UAB	80 63	323	H	Sam Houston St.	58 38									
211	H	Louisiana Tech	65 50	100	A	Ole Miss	59 68									
43	A	Western Ky.	60 81	88	H	South Ala.	57 78									

Non-Div I Games: William Carey 82 44 Blue Mountain (MS) 96 46

Southern Miss.



Average RPI Win: 295		WON-LOST RECORD	WINNING PCT. RANK	LAST 10 GAMES	STRENGTH OF SCHEDULE	OPP. STRENGTH OF SCHEDULE	TEAM RPI	ADJ. RPI	CONF. RPI	ADJ CONF. RPI
Average RPI Loss: 114										
DIV. I ONLY		8- 9	201	8- 2	221	289	186	186	32	32
DIV. I NON-CONF.		0- 8	337	0- 3	23	43	256	256	32	32
TOTALS		RPI 1-25	RPI 26-50	W-L RECORDS		RPI 51-100	RPI 101-999	RPI 201+		
8- 9	0- 0		0- 1	OVERALL		0- 5	8- 3	8- 1		
5- 0	0- 0		0- 0	HOME		0- 0	5- 0	5- 0		
3- 8	0- 0		0- 1	AWAY		0- 4	3- 3	3- 1		
0- 1	0- 0		0- 0	NEUTRAL		0- 1	0- 0	0- 0		
0- 8	0- 0		0- 1	NON-CONFERENCE		0- 5	0- 2	0- 0		
0- 0	0- 0		0- 0	HOME		0- 0	0- 0	0- 0		
0- 7	0- 0		0- 1	AWAY		0- 4	0- 2	0- 0		
0- 1	0- 0		0- 0	NEUTRAL		0- 1	0- 0	0- 0		
8- 1	0- 0		0- 0	CONFERENCE		0- 0	8- 1	8- 1		
5- 0	0- 0		0- 0	HOME		0- 0	5- 0	5- 0		
3- 1	0- 0		0- 0	AWAY		0- 0	3- 1	3- 1		
0- 0	0- 0		0- 0	NEUTRAL		0- 0	0- 0	0- 0		

RPI 1-25				RPI 26-50				RPI 51-100				RPI 101+				Team's RPI: 186	
RPI	S	Opponent	Score	RPI	S	Opponent	Score	RPI	S	Opponent	Score	RPI	S	Opponent	Score		
				31	A	South Fla.	48 108					151	A	Bethune-Cookman	56 68		
								62	N	Toledo	76 81	178	A	Wisconsin	74 77		
								64	A	Oklahoma St.	66 94	241	A	Texas Southern	67 57		
								69	A	Indiana	49 64	252	H	Grambling	63 44		
								88	A	South Ala.	65 69	272	H	Alcorn	64 56		
								99	A	Auburn	47 65	283	A	Prairie View	62 69		
												297	H	Alabama A&M	77 62		
												306	H	Jackson St.	86 76		
												312	H	Alabama St.	66 58		
												338	A	Mississippi Val.	70 54		
												340	A	Ark.-Pine Bluff	71 52		
LAST 12 Division I GAMES:																	
				272	H	Alcorn	64 56	252	H	Grambling	63 44						
				297	H	Alabama A&M	77 62	283	A	Prairie View	62 69						
				312	H	Alabama St.	66 58	241	A	Texas Southern	67 57						
				338	A	Mississippi Val.	70 54	62	N	Toledo	76 81						
				340	A	Ark.-Pine Bluff	71 52	31	A	South Fla.	48 108						
				306	H	Jackson St.	86 76	151	A	Bethune-Cookman	56 68						

Non-Div I Games:	Mobile	86	54
------------------	--------	----	----

Southern U.

■ Loss, ■ Non-Conf, S Site, H Home A Away N Neutral

Average RPI Win:	255	WON-LOST	WINNING	LAST 10	STRENGTH OF	OPP. STRENGTH	TEAM	ADJ.	CONF.	ADJ CONF.
Average RPI Loss:	188	RECORD	PCT. RANK	GAMES	SCHEDULE	OF SCHEDULE	RPI	RPI	RPI	RPI
DIV. I ONLY	3- 17	321	2- 8	174	334	307	307	19	19	
DIV. I NON-CONF.	1- 10	327	0- 3	164	326	330	330	14	14	
-----										
TOTALS	RPI 1-25	RPI 26-50	W-L RECORDS	RPI 51-100	RPI 101-999	RPI 201+				
3- 17	0- 1	0- 0	OVERALL	0- 1	3- 15	2- 10				
2- 7	0- 0	0- 0	HOME	0- 1	2- 6	1- 3				
1- 10	0- 1	0- 0	AWAY	0- 0	1- 9	1- 7				
0- 0	0- 0	0- 0	NEUTRAL	0- 0	0- 0	0- 0				
1- 10	0- 1	0- 0	NON-CONFERENCE	0- 1	1- 8	1- 5				
1- 4	0- 0	0- 0	HOME	0- 1	1- 3	1- 1				
0- 6	0- 1	0- 0	AWAY	0- 0	0- 5	0- 4				
0- 0	0- 0	0- 0	NEUTRAL	0- 0	0- 0	0- 0				
2- 7	0- 0	0- 0	CONFERENCE	0- 0	2- 7	1- 5				
1- 3	0- 0	0- 0	HOME	0- 0	1- 3	0- 2				
1- 4	0- 0	0- 0	AWAY	0- 0	1- 4	1- 3				
0- 0	0- 0	0- 0	NEUTRAL	0- 0	0- 0	0- 0				

RPI 1-25				RPI 26-50				RPI 51-100				RPI 101+ Team's RPI: 307			
RPI	S	Opponent	Score	RPI	S	Opponent	Score	RPI	S	Opponent	Score	RPI	S	Opponent	Score
4	A	Oregon	38 98					60	H	UC Davis	59 85	124	A	BYU	67 75
												129	H	Weber St.	64 77
												141	H	Idaho St.	76 70
												160	A	Idaho	51 74
												161	H	Binghamton	66 72
												177	H	UC Irvine	64 71
												204	A	San Diego	59 72
												205	A	Eastern Wash.	41 58
												208	A	Montana St.	71 91
												208	H	Montana St.	57 63
												230	A	Montana	71 81
												230	H	Montana	65 74
												247	H	CSU Bakersfield	45 46
												264	A	Grand Canyon	54 59
												279	A	Arizona	74 76
												295	H	Utah St.	70 67
												304	A	Utah Valley	61 69
												328	A	Northern Ari z.	60 57
-----															
LAST 12 Division I GAMES:															
208	H	Montana St.	57 63	141	H	Idaho St.	76 70								
230	H	Montana	65 74	230	A	Montana	71 81								
205	A	Eastern Wash.	41 58	208	A	Montana St.	71 91								
160	A	Idaho	51 74	279	A	Arizona	74 76								
328	A	Northern Ari z.	60 57	264	A	Grand Canyon	54 59								
129	H	Weber St.	64 77	4	A	Oregon	38 98								

Non-Div I Games:

Southern Utah

Average RPI Win:	227	WON-LOST	WINNING	LAST 10	STRENGTH OF	OPP. STRENGTH	TEAM	ADJ.	CONF.	ADJ CONF.
Average RPI Loss:	124	RECORD	PCT. RANK	GAMES	SCHEDULE	OF SCHEDULE	RPI	RPI	RPI	RPI
DIV. I ONLY	7- 15	270	2- 8	103	194	229	229	12	12	
DIV. I NON-CONF.	5- 8	220	0- 3	88	229	191	191	10	10	
<hr/>										
TOTALS	RPI 1-25	RPI 26-50	W-L RECORDS	RPI 51-100	RPI 101-999	RPI 201+				
7- 15	0- 1	0- 0	OVERALL	1- 6	6- 8	5- 3				
5- 5	0- 1	0- 0	HOME	1- 1	4- 3	4- 0				
1- 10	0- 0	0- 0	AWAY	0- 5	1- 5	0- 3				
1- 0	0- 0	0- 0	NEUTRAL	0- 0	1- 0	1- 0				
5- 8	0- 1	0- 0	NON-CONFERENCE	1- 3	4- 4	3- 2				
3- 3	0- 1	0- 0	HOME	1- 1	2- 1	2- 0				
1- 5	0- 0	0- 0	AWAY	0- 2	1- 3	0- 2				
1- 0	0- 0	0- 0	NEUTRAL	0- 0	1- 0	1- 0				
2- 7	0- 0	0- 0	CONFERENCE	0- 3	2- 4	2- 1				
2- 2	0- 0	0- 0	HOME	0- 0	2- 2	2- 0				
0- 5	0- 0	0- 0	AWAY	0- 3	0- 2	0- 1				
0- 0	0- 0	0- 0	NEUTRAL	0- 0	0- 0	0- 0				

RPI 1-25				RPI 26-50				RPI 51-100				RPI 101+				Team's RPI: 229
RPI	S	Opponent	Score	RPI	S	Opponent	Score	RPI	S	Opponent	Score	RPI	S	Opponent	Score	
24	H	Buffalo	59 76					51	A	Dayton	59 80	105	A	Saint Louis	55 78	
								57	A	Duquesne	59 73	121	H	Delaware	52 53	
								62	H	Toledo	39 58	144	A	Bucknell	59 48	
								66	A	Fordham	48 72	146	H	Davidson	68 75	
								67	A	Albany (NY)	52 69	155	H	Saint Joseph's	64 70	
								80	H	Penn St.	65 62	197	A	Siena	62 70	
								84	A	Navy	48 86	207	H	Eastern Mich.	70 51	
												209	A	Hofstra	68 71	
												212	H	Niagara	76 58	
												221	A	La Salle	63 66	
												288	H	Massachusetts	69 59	
												291	A	Canisius	69 71	
												329	H	Rhode Island	81 70	
												331	N	UMBC	63 54	
<hr/>																
LAST 12 Division I GAMES:																
				57	A	Duquesne	59 73	288	H	Massachusetts	69 59					
				66	A	Fordham	48 72	155	H	Saint Joseph's	64 70					
				146	H	Davidson	68 75	105	A	Saint Louis	55 78					
				329	H	Rhode Island	81 70	209	A	Hofstra	68 71					
				221	A	La Salle	63 66	67	A	Albany (NY)	52 69					
				51	A	Dayton	59 80	24	H	Buffalo	59 76					

Non-Div I Games:

St. Bonaventure

Average RPI Win:	283	WON-LOST	WINNING	LAST 10	STRENGTH OF	OPP. STRENGTH	TEAM	ADJ.	CONF.	ADJ CONF.
Average RPI Loss:	197	RECORD	PCT. RANK	GAMES	SCHEDULE	OF SCHEDULE	RPI	RPI	RPI	RPI
DIV. I ONLY	8- 12	229	4- 6	314	308	275	275	29	29	
DIV. I NON-CONF.	4- 7	226	1- 2	295	283	278	278	29	29	
-----										
TOTALS	RPI 1-25	RPI 26-50	W-L RECORDS	RPI 51-100	RPI 101-999	RPI 201+				
8- 12	0- 0	0- 0	OVERALL	0- 2	8- 10	7- 7				
6- 2	0- 0	0- 0	HOME	0- 0	6- 2	5- 2				
2- 9	0- 0	0- 0	AWAY	0- 2	2- 7	2- 4				
0- 1	0- 0	0- 0	NEUTRAL	0- 0	0- 1	0- 1				
4- 7	0- 0	0- 0	NON-CONFERENCE	0- 2	4- 5	3- 4				
3- 1	0- 0	0- 0	HOME	0- 0	3- 1	2- 1				
1- 5	0- 0	0- 0	AWAY	0- 2	1- 3	1- 2				
0- 1	0- 0	0- 0	NEUTRAL	0- 0	0- 1	0- 1				
4- 5	0- 0	0- 0	CONFERENCE	0- 0	4- 5	4- 3				
3- 1	0- 0	0- 0	HOME	0- 0	3- 1	3- 1				
1- 4	0- 0	0- 0	AWAY	0- 0	1- 4	1- 2				
0- 0	0- 0	0- 0	NEUTRAL	0- 0	0- 0	0- 0				

RPI 1-25				RPI 26-50				RPI 51-100				RPI 101+ Team's RPI: 275			
RPI	S	Opponent	Score	RPI	S	Opponent	Score	RPI	S	Opponent	Score	RPI	S	Opponent	Score
								56	A	St. John's (NY)	49 73	147	A	Saint Francis (PA)	75 90
								94	A	Seton Hall	50 84	158	A	Robert Morris	36 59
												184	A	Fla. Atlantic	60 80
												190	H	Army West Point	73 52
												209	N	Norfolk St.	51 52
												215	H	Morehead St.	59 73
												238	A	Manhattan	54 57
												239	H	Loyola Maryland	64 47
												250	A	Howard	69 72
												256	H	Sacred Heart	63 48
												261	H	Mt. St. Mary's	82 73
												263	H	Fairleigh Dickinson	62 70
												274	A	LIU Brooklyn	59 61
												278	A	Bryant	63 73
												310	A	Central Conn. St.	78 70
												326	H	Wagner	80 76
												342	H	Iona	72 63
												343	A	Saint Peter's	64 49
-----															
LAST 12 Division I GAMES:															
				256	H	Sacred Heart	63 48	158	A	Robert Morris	36 59				
				263	H	Fairleigh Dickinson	62 70	147	A	Saint Francis (PA)	75 90				
				278	A	Bryant	63 73	274	A	LIU Brooklyn	59 61				
				310	A	Central Conn. St.	78 70	215	H	Morehead St.	59 73				
				326	H	Wagner	80 76	342	H	Iona	72 63				
				261	H	Mt. St. Mary's	82 73	250	A	Howard	69 72				

Non-Div I Games:

St. Francis Brooklyn

Average RPI Win: 111

Average RPI Loss: 69

WON-LOST  
RECORDWINNING  
PCT. RANKLAST 10  
GAMESSTRENGTH OF  
SCHEDULEOPP. STRENGTH  
OF SCHEDULETEAM  
RPIADJ.  
RPICONF.  
RPIADJ CONF.  
RPIDIV. I ONLY  
DIV. I NON-CONF.12- 10  
7- 4149  
1020- 3  
0- 111  
449  
10656  
2656  
266  
56  
5

TOTALS

RPI 1-25

RPI 26-50

W-L RECORDS

RPI 51-100

RPI 101-999

RPI 201+

12- 10

1- 3

1- 3

OVERALL

5- 2

5- 2

1- 0

7- 3

1- 1

1- 0

HOME

1- 1

4- 1

1- 0

4- 5

0- 1

0- 2

AWAY

3- 1

1- 1

0- 0

1- 2

0- 1

0- 1

NEUTRAL

1- 0

0- 0

0- 0

7- 4

0- 2

0- 1

NON-CONFERENCE

4- 1

3- 0

1- 0

4- 2

0- 1

0- 0

HOME

1- 1

3- 0

1- 0

2- 0

0- 0

0- 0

AWAY

2- 0

0- 0

0- 0

1- 2

0- 1

0- 1

NEUTRAL

1- 0

0- 0

0- 0

5- 6

1- 1

1- 2

CONFERENCE

1- 1

2- 2

0- 0

3- 1

1- 0

1- 0

HOME

0- 0

1- 1

0- 0

2- 5

0- 1

0- 2

AWAY

1- 1

1- 1

0- 0

0- 0

0- 0

0- 0

NEUTRAL

0- 0

0- 0

0- 0

RPI 1-25

RPI 26-50

RPI 51-100

Team's RPI: 56

RPI 101+

RPI	S	Opponent	Score
18	N	South Carolina	58 76
20	A	Marquette	72 74
21	H	Villanova	70 64
24	H	Buffalo	72 73

RPI	S	Opponent	Score
26	A	DePaul	67 76
31	N	South Fla.	59 68
44	A	Creighton	39 53
44	H	Creighton	72 65

RPI	S	Opponent	Score
59	A	Miami (FL)	74 64
66	H	Fordham	64 67
67	A	Albany (NY)	71 66
89	H	James Madison	81 64
90	A	Butler	73 55
94	A	Seton Hall	57 62
98	N	Western Mich.	76 48

RPI	S	Opponent	Score
125	H	Georgetown	64 41
135	H	Kansas	65 53
138	H	William & Mary	92 81
185	A	Providence	68 70
185	H	Providence	44 49
195	A	Xavier	67 63
275	H	St. Francis Brooklyn	73 49

LAST 12 Division I GAMES:

31	N	South Fla.	59	68	90	A	Butler	73	55
185	A	Providence	68	70	195	A	Xavier	67	63
44	A	Creighton	39	53	44	H	Creighton	72	65
94	A	Seton Hall	57	62	185	H	Providence	44	49
21	H	Villanova	70	64	26	A	DePaul	67	76
125	H	Georgetown	64	41	20	A	Marquette	72	74

Non-Div I Games:

St. John's (NY)

Average RPI Win:	133	WON-LOST	WINNING	LAST 10	STRENGTH OF	OPP. STRENGTH	TEAM	ADJ.	CONF.	ADJ CONF.
Average RPI Loss:	24	RECORD	PCT. RANK	GAMES	SCHEDULE	OF SCHEDULE	RPI	RPI	RPI	RPI
DIV. I ONLY	14- 8	98	8- 2	8	8	27	27	4	4	
DIV. I NON-CONF.	6- 6	170	0- 2	5	12	43	43	3	3	
-----										
TOTALS	RPI 1-25	RPI 26-50	W-L RECORDS	RPI 51-100	RPI 101-999	RPI 201+				
14- 8	1- 6	3- 1	OVERALL	2- 0	8- 1	4- 0				
9- 2	1- 1	2- 0	HOME	1- 0	5- 1	3- 0				
3- 4	0- 3	1- 1	AWAY	0- 0	2- 0	1- 0				
2- 2	0- 2	0- 0	NEUTRAL	1- 0	1- 0	0- 0				
6- 6	0- 5	0- 0	NON-CONFERENCE	1- 0	5- 1	2- 0				
3- 2	0- 1	0- 0	HOME	0- 0	3- 1	2- 0				
1- 2	0- 2	0- 0	AWAY	0- 0	1- 0	0- 0				
2- 2	0- 2	0- 0	NEUTRAL	1- 0	1- 0	0- 0				
8- 2	1- 1	3- 1	CONFERENCE	1- 0	3- 0	2- 0				
6- 0	1- 0	2- 0	HOME	1- 0	2- 0	1- 0				
2- 2	0- 1	1- 1	AWAY	0- 0	1- 0	1- 0				
0- 0	0- 0	0- 0	NEUTRAL	0- 0	0- 0	0- 0				

RPI 1-25				RPI 26-50				Team's RPI: 27				RPI 51-100				RPI 101+			
RPI	S	Opponent	Score	RPI	S	Opponent	Score	RPI	S	Opponent	Score	RPI	S	Opponent	Score	RPI	S	Opponent	Score
2	N	UConn	53 78	29	A	Ari zona St.	66 73	77	N	Belmont	74 53	104	H	UNLV	74 33				
6	A	Ohio St.	64 85	29	H	Ari zona St.	74 50	79	H	Washington St.	70 57	119	H	Western Ill.	64 71				
6	N	Ohio St.	82 94	45	A	Southern Cal i forni a	59 55					123	N	Kent St.	79 54				
8	A	UCLA	53 64	45	H	Southern Cal i forni a	72 65					143	H	Washing ton	71 45				
8	H	UCLA	76 65									163	A	San Franci sco	86 66				
9	A	Bayl or	57 81									244	H	UC Ri versi de	53 43				
10	H	Tennessee	71 83									247	H	CSU Bakersfi el d	57 34				
												279	A	Ari zona	61 46				
												279	H	Ari zona	79 42				
LAST 12 Division I GAMES:																			
279	H	Ari zona	79 42	29	A	Ari zona St.	66 73												
29	H	Ari zona St.	74 50	279	A	Ari zona	61 46												
8	A	UCLA	53 64	45	H	Southern Cal i forni a	72 65												
45	A	Southern Cal i forni a	59 55	8	H	UCLA	76 65												
143	H	Washing ton	71 45	10	H	Tennessee	71 83												
79	H	Washing ton St.	70 57	119	H	Western Ill.	64 71												

Non-Div I Games:

Stanford

Stetson

Stetson

Stetson				Through Games Of Jan. 30, 2018							
Average RPI	Win:	227	WON-LOST	WINNING	LAST 10	STRENGTH OF	OPP. STRENGTH	TEAM	ADJ.	CONF.	ADJ CONF.
Average RPI	Loss:	115	RECORD	PCT. RANK	GAMES	SCHEDULE	OF SCHEDULE	RPI	RPI	RPI	RPI
DIV. I ONLY		11- 9	146	7- 3	213	133	175	175	22	22	
DIV. I NON-CONF.		7- 7	170	3- 3	131	90	150	150	21	21	
-----											
TOTALS		RPI 1-25	RPI 26-50		W-L RECORDS		RPI 51-100	RPI 101-999	RPI 201+		
11- 9		0- 2	0- 2		OVERALL		1- 0	10- 5	7- 2		
7- 1		0- 0	0- 0		HOME		1- 0	6- 1	5- 0		
2- 4		0- 2	0- 1		AWAY		0- 0	2- 1	1- 1		
2- 4		0- 0	0- 1		NEUTRAL		0- 0	2- 3	1- 1		
7- 7		0- 2	0- 1		NON-CONFERENCE		1- 0	6- 4	3- 1		
4- 1		0- 0	0- 0		HOME		1- 0	3- 1	2- 0		
1- 2		0- 2	0- 0		AWAY		0- 0	1- 0	0- 0		
2- 4		0- 0	0- 1		NEUTRAL		0- 0	2- 3	1- 1		
4- 2		0- 0	0- 1		CONFERENCE		0- 0	4- 1	4- 1		
3- 0		0- 0	0- 0		HOME		0- 0	3- 0	3- 0		
1- 2		0- 0	0- 1		AWAY		0- 0	1- 1	1- 1		
0- 0		0- 0	0- 0		NEUTRAL		0- 0	0- 0	0- 0		

RPI 1-25				RPI 26-50				RPI 51-100				RPI 101+ Team's RPI: 175			
RPI	S	Opponent	Score	RPI	S	Opponent	Score	RPI	S	Opponent	Score	RPI	S	Opponent	Score
7	A	Florida St.	39 84	34	A	FGCU	40 80	91	H	Chattanooga	78 67	102	N	Wright St.	59 64
11	A	Texas	59 95	43	N	Western Ky.	58 66					133	H	High Point	64 69
												134	A	SIUE	65 61
												157	H	Texas St.	61 54
												174	N	Florida	85 71
												185	N	Providence	45 56
												225	H	Richmond	72 67
												245	H	North Florida	68 55
												251	A	Lipscomb	59 55
												255	N	UMKC	50 67
												267	H	Northern Ky.	67 56
												269	A	Kennesaw St.	49 66
												305	H	USC Upstate	62 61
												311	N	Delaware St.	58 43
												341	H	NJIT	73 55
LAST 12 Division I GAMES:															
245 H North Florida 68 55				311 N Delaware St. 58 43											
269 A Kennesaw St. 49 66				255 N UMKC 50 67											
251 A Lipscomb 59 55				157 H Texas St. 61 54											
341 H NJIT 73 55				225 H Richmond 72 67											
305 H USC Upstate 62 61				43 N Western Ky. 58 66											
34 A FGCU 40 80				7 A Florida St. 39 84											

Non-Div I Games: Thomas (GA) 92 41 Webber Int'l 67 30

Stetson

Loss, Non-Conf, S Site, H Home A Away N Neutral

Average RPI Win:	281	WON-LOST	WINNING	LAST 10	STRENGTH OF	OPP. STRENGTH	TEAM	ADJ.	CONF.	ADJ CONF.
Average RPI Loss:	122	RECORD	PCT. RANK	GAMES	SCHEDULE	OF SCHEDULE	RPI	RPI	RPI	RPI
DIV. I ONLY	10- 10	169	4- 6	260	252	222	222	20	20	
DIV. I NON-CONF.	7- 5	132	3- 1	334	237	228	228	24	24	
TOTALS	RPI 1-25	RPI 26-50	W-L RECORDS	RPI 51-100	RPI 101-999	RPI 201+				
10- 10	0- 1	0- 0	OVERALL	0- 4	10- 5	9- 1				
6- 4	0- 0	0- 0	HOME	0- 1	6- 3	6- 0				
4- 6	0- 1	0- 0	AWAY	0- 3	4- 2	3- 1				
0- 0	0- 0	0- 0	NEUTRAL	0- 0	0- 0	0- 0				
7- 5	0- 1	0- 0	NON-CONFERENCE	0- 1	7- 3	7- 1				
4- 1	0- 0	0- 0	HOME	0- 0	4- 1	4- 0				
3- 4	0- 1	0- 0	AWAY	0- 1	3- 2	3- 1				
0- 0	0- 0	0- 0	NEUTRAL	0- 0	0- 0	0- 0				
3- 5	0- 0	0- 0	CONFERENCE	0- 3	3- 2	2- 0				
2- 3	0- 0	0- 0	HOME	0- 1	2- 2	2- 0				
1- 2	0- 0	0- 0	AWAY	0- 2	1- 0	0- 0				
0- 0	0- 0	0- 0	NEUTRAL	0- 0	0- 0	0- 0				

RPI	S	Opponent	Score	RPI	S	Opponent	Score	RPI	S	Opponent	Score	RPI	S	Opponent	Score	Team's RPI: 222
25	A	Syracuse	70 81					67	A	Al bany (NY)	58 64	122	H	Yale	71 77	
								67	H	Al bany (NY)	68 72	154	H	Hartford	68 75	
								68	A	Harvard	53 60	161	A	Binghamton	67 59	
								82	A	Maine	56 64	176	A	Northwestern	36 68	
												179	H	New Hampshire	50 51	
												209	A	Hofstra	73 49	
												238	H	Manhattan	74 59	
												263	A	Fairleigh Dickinson	56 51	
												280	A	Cornell	40 48	
												292	H	Vermont	80 57	
												310	H	Central Conn. St.	60 55	
												325	A	Ga. Southern	68 49	
												326	H	Wagner	69 50	
												342	H	Lona	63 46	
												348	H	UMass Lowell	59 50	
LAST 12 Division I GAMES:																
67	A	Al bany (NY)	58 64	154	H	Hartford	68 75									
348	H	UMass Lowell	59 50	82	A	Maine	56 64									
179	H	New Hampshire	50 51	68	A	Harvard	53 60									
161	A	Binghamton	67 59	325	A	Ga. Southern	68 49									
292	H	Vermont	80 57	310	H	Central Conn. St.	60 55									
67	H	Al bany (NY)	68 72	342	H	Lona	63 46									

Non-Div I Games: Farmingdale St. 76 25

Stony Brook



Average RPI Loss: 22

DIV. I ONLY	17- 5	35	6- 4	65	24	25	25	1	1
DIV. I NON-CONF.	12- 1	6	2- 1	167	97	35	35	1	1
TOTALS	RPI 1-25	RPI 26-50	W-L RECORDS	RPI 51-100	RPI 101-999	RPI 201+			
17- 5	1- 3	1- 1	OVERALL	1- 1	14- 0	5- 0			
11- 0	1- 0	1- 0	HOME	1- 0	8- 0	4- 0			
3- 4	0- 2	0- 1	AWAY	0- 1	3- 0	0- 0			
3- 1	0- 1	0- 0	NEUTRAL	0- 0	3- 0	1- 0			
12- 1	0- 1	1- 0	NON-CONFERENCE	0- 0	11- 0	5- 0			
7- 0	0- 0	1- 0	HOME	0- 0	6- 0	4- 0			
2- 0	0- 0	0- 0	AWAY	0- 0	2- 0	0- 0			
3- 1	0- 1	0- 0	NEUTRAL	0- 0	3- 0	1- 0			
5- 4	1- 2	0- 1	CONFERENCE	1- 1	3- 0	0- 0			
4- 0	1- 0	0- 0	HOME	1- 0	2- 0	0- 0			
1- 4	0- 2	0- 1	AWAY	0- 1	1- 0	0- 0			
0- 0	0- 0	0- 0	NEUTRAL	0- 0	0- 0	0- 0			

RPI 1-25				RPI 26-50				RPI 51-100				RPI 101+			
RPI	S	Opponent	Score	RPI	S	Opponent	Score	RPI	S	Opponent	Score	RPI	S	Opponent	Score
1	A	Notre Dame	72 87	28	A	Virginia	63 68	59	A	Miami (FL)	67 72	104	A	UNLV	69 55
3	N	Mississippi St.	65 76	42	H	Drexel	72 62	73	H	Georgia Tech	88 77	112	A	George Washington	74 62
7	H	Florida St.	76 69									118	H	Clemson	86 51
17	A	NC State	56 60									128	N	Vanderbilt	84 78
												154	H	Hartford	75 63
												162	H	Pittsburgh	70 52
												176	H	Northwestern	81 74
												178	N	Wisconsin	77 74
												180	A	Boston College	75 57
												222	H	Stony Brook	81 70
												270	H	Colgate	79 39
												285	N	Coastal Caro.	69 57
												287	H	Morgan St.	95 68
												309	H	UMES	68 45
LAST 12 Division I GAMES:															
180	A	Boston College	75 57	73	H	Georgia Tech	88 77								
118	H	Clemson	86 51	28	A	Virginia	63 68								
162	H	Pittsburgh	70 52	1	A	Notre Dame	72 87								
59	A	Miami (FL)	67 72	104	A	UNLV	69 55								
17	A	NC State	56 60	3	N	Mississippi St.	65 76								
7	H	Florida St.	76 69	285	N	Coastal Caro.	69 57								

Syracuse

Average RPI Win:	160	WON-LOST	WINNING	LAST 10	STRENGTH OF	OPP. STRENGTH	TEAM	ADJ.	CONF.	ADJ CONF.
Average RPI Loss:	69	RECORD	PCT. RANK	GAMES	SCHEDULE	OF SCHEDULE	RPI	RPI	RPI	RPI
DIV. I ONLY	16- 5	45	7- 3	125	44	61	61	5	5	
DIV. I NON-CONF.	9- 2	34	2- 0	241	172	87	87	6	6	
-----										
TOTALS	RPI 1-25	RPI 26-50	W-L RECORDS	RPI 51-100	RPI 101-999	RPI 201+				
16- 5	1- 1	2- 2	OVERALL	2- 0	11- 2	6- 0				
10- 2	1- 0	1- 1	HOME	1- 0	7- 1	4- 0				
4- 3	0- 1	1- 1	AWAY	1- 0	2- 1	1- 0				
2- 0	0- 0	0- 0	NEUTRAL	0- 0	2- 0	1- 0				
9- 2	0- 1	0- 0	NON-CONFERENCE	1- 0	8- 1	5- 0				
6- 1	0- 0	0- 0	HOME	1- 0	5- 1	3- 0				
1- 1	0- 1	0- 0	AWAY	0- 0	1- 0	1- 0				
2- 0	0- 0	0- 0	NEUTRAL	0- 0	2- 0	1- 0				
7- 3	1- 0	2- 2	CONFERENCE	1- 0	3- 1	1- 0				
4- 1	1- 0	1- 1	HOME	0- 0	2- 0	1- 0				
3- 2	0- 0	1- 1	AWAY	1- 0	1- 1	0- 0				
0- 0	0- 0	0- 0	NEUTRAL	0- 0	0- 0	0- 0				

RPI	S	Opponent	Score	RPI	S	Opponent	Score	RPI	S	Opponent	Score	RPI	S	Opponent	Score
11	H	Texas	79 77	37	A	Oklahoma	71 84	70	A	Kansas St.	68 63	122	H	Yale	72 82
14	A	Texas A&M	58 71	37	H	Oklahoma	62 58	85	H	Alabama	88 67	130	A	Iowa St.	75 52
				39	A	West Virginia	76 74					135	A	Kansas	77 86
				39	H	West Virginia	82 87					135	H	Kansas	76 66
												157	H	Texas St.	82 58
												160	N	Idaho	86 76
												191	H	Oral Roberts	72 58
												202	H	Hampton	90 68
												219	A	SMU	64 58
												232	H	Texas Tech	93 72
												279	N	Arizona	68 59
												294	H	Southeastern La.	112 62
												314	H	Northwestern St.	89 51
-----															
LAST 12 Division I GAMES:															
130	A	Iowa St.	75 52	232	H	Texas Tech	93 72	37	A	Oklahoma	71 84	135	A	Kansas	77 86
37	H	Oklahoma	62 58	37	A	Oklahoma	71 84	39	H	West Virginia	82 87	202	H	Hampton	90 68
70	A	Kansas St.	68 63	135	A	Kansas	77 86	314	H	Northwestern St.	89 51				
135	H	Kansas	76 66												
39	A	West Virginia	76 74												
11	H	Texas	79 77												

Non-Div I Games:

TCU

DIV. I ONLY	9- 11	206	2- 8	68	66	167	167	8	8
DIV. I NON-CONF.	8- 5	111	2- 3	189	91	175	175	7	7
TOTALS	RPI 1-25	RPI 26-50	W-L RECORDS	RPI 51-100	RPI 101-999	RPI 201+			
9- 11	0- 4	0- 4	OVERALL	1- 1	8- 2	6- 0			
7- 8	0- 4	0- 2	HOME	1- 1	6- 1	4- 0			
2- 3	0- 0	0- 0	AWAY	0- 0	2- 0	2- 0			
0- 0	0- 0	0- 0	NEUTRAL	0- 0	0- 0	0- 0			
8- 5	0- 3	0- 0	NON-CONFERENCE	1- 1	7- 1	5- 0			
6- 5	0- 3	0- 0	HOME	1- 1	5- 1	3- 0			
2- 0	0- 0	0- 0	AWAY	0- 0	2- 0	2- 0			
0- 0	0- 0	0- 0	NEUTRAL	0- 0	0- 0	0- 0			
1- 6	0- 1	0- 4	CONFERENCE	0- 0	1- 1	1- 0			
1- 3	0- 1	0- 2	HOME	0- 0	1- 0	1- 0			
0- 3	0- 0	0- 2	AWAY	0- 0	0- 1	0- 0			
0- 0	0- 0	0- 0	NEUTRAL	0- 0	0- 0	0- 0			

RPI 1-25					RPI 26-50					RPI 51-100					RPI 101+ Team's RPI: 167				
RPI	S	Opponent	Score		RPI	S	Opponent	Score		RPI	S	Opponent	Score		RPI	S	Opponent	Score	
2	H	UConn	57	113	31	A	South Fla.	60	76	68	H	Harvard	86	64	109	H	Penn	59 74	
18	H	South Carolina	60	87	31	H	South Fla.	73	89	100	H	Ole Miss	48	64	155	H	Saint Joseph's	69 66	
19	H	Rutgers	67	84	46	A	UCF	46	76						170	A	Cincinnati	72 80	
21	H	Villanova	65	69	48	H	Houston	75	99						171	H	Marist	83 77	
LAST 12 Division I GAMES:																			
					31	A	South Fla.	60	76	219	H	SMU	55	52					
					109	H	Penn	59	74	46	A	UCF	46	76					
					2	H	UConn	57	113	18	H	South Carolina	60	87					
					48	H	Houston	75	99	171	H	Marist	83	77					
					170	A	Cincinnati	72	80	21	H	Villanova	65	69					
					31	H	South Fla.	73	89	202	H	Hampton	65	56					

### Non-Div I Games:

Templ e

Average RPI	Win:	116	WON-LOST	WINNING	LAST 10	STRENGTH OF	OPP. STRENGTH	TEAM	ADJ.	CONF.	ADJ CONF.
Average RPI	Loss:	13	RECORD	PCT. RANK	GAMES	SCHEDULE	OF SCHEDULE	RPI	RPI	RPI	RPI
DIV. I ONLY		17- 4	25	6- 4	15	12	10	10	2	2	
DIV. I NON-CONF.		12- 1	6	3- 1	27	37	4	4	2	2	
-----											
TOTALS	RPI 1-25		RPI 26-50		W-L RECORDS	RPI 51-100		RPI 101-999		RPI 201+	
17- 4	3- 3		1- 1		OVERALL	7- 0		6- 0		3- 0	
10- 1	1- 1		0- 0		HOME	4- 0		5- 0		2- 0	
4- 3	1- 2		1- 1		AWAY	1- 0		1- 0		1- 0	
3- 0	1- 0		0- 0		NEUTRAL	2- 0		0- 0		0- 0	
12- 1	2- 1		1- 0		NON-CONFERENCE	4- 0		5- 0		3- 0	
7- 0	1- 0		0- 0		HOME	2- 0		4- 0		2- 0	
2- 1	0- 1		1- 0		AWAY	0- 0		1- 0		1- 0	
3- 0	1- 0		0- 0		NEUTRAL	2- 0		0- 0		0- 0	
5- 3	1- 2		0- 1		CONFERENCE	3- 0		1- 0		0- 0	
3- 1	0- 1		0- 0		HOME	2- 0		1- 0		0- 0	
2- 2	1- 1		0- 1		AWAY	1- 0		0- 0		0- 0	
0- 0	0- 0		0- 0		NEUTRAL	0- 0		0- 0		0- 0	

RPI	S	Opponent	Score	RPI	S	Opponent	Score	RPI	S	Opponent	Score	RPI	S	Opponent	Score
1	A	Notre Dame	70 84	27	A	Stanford	83 71	64	N	Oklahoma St.	79 69	127	H	ETSU	87 49
3	H	Mississippi St.	52 71	35	A	LSU	59 70	75	N	South Dakota	69 49	128	H	Vanderbilt	86 73
11	H	Texas	82 75					89	H	James Madison	89 60	149	H	Wichita St.	68 56
14	A	Texas A&M	76 79					96	H	Central Ark.	77 34	218	H	Troy	131 69
18	A	South Carolina	86 70					97	A	Kentucky	63 49	312	H	Alabama St.	104 51
20	N	Marquette	101 99					99	H	Auburn	70 59	336	A	Long Beach St.	90 61
-----															
LAST 12 Division I GAMES:															
35	A	LSU	59 70	128	H	Vanderbilt	86 73	99	H	Auburn	70 59	97	A	Kentucky	63 49
100	H	Ole Miss	75 66	27	A	Stanford	83 71	336	A	Long Beach St.	90 61	11	H	Texas	82 75
3	H	Mississippi St.	52 71												
1	A	Notre Dame	70 84												
18	A	South Carolina	86 70												
14	A	Texas A&M	76 79												

Non-Div I Games:

Tennessee

Average RPI Win:	308	WON-LOST	WINNING	LAST 10	STRENGTH OF	OPP. STRENGTH	TEAM	ADJ.	CONF.	ADJ CONF.
Average RPI Loss:	201	RECORD	PCT. RANK	GAMES	SCHEDULE	OF SCHEDULE	RPI	RPI	RPI	RPI
DIV. I ONLY	3- 15	315	2- 8	328	259	346	346	26	26	
DIV. I NON-CONF.	1- 7	310	1- 1	198	263	328	328	27	27	
-----										
TOTALS	RPI 1-25	RPI 26-50	W-L RECORDS	RPI 51-100	RPI 101-999	RPI 201+				
3- 15	0- 1	0- 1	OVERALL	0- 0	3- 13	3- 8				
3- 8	0- 0	0- 1	HOME	0- 0	3- 7	3- 5				
0- 7	0- 1	0- 0	AWAY	0- 0	0- 6	0- 3				
0- 0	0- 0	0- 0	NEUTRAL	0- 0	0- 0	0- 0				
1- 7	0- 1	0- 1	NON-CONFERENCE	0- 0	1- 5	1- 4				
1- 4	0- 0	0- 1	HOME	0- 0	1- 3	1- 3				
0- 3	0- 1	0- 0	AWAY	0- 0	0- 2	0- 1				
0- 0	0- 0	0- 0	NEUTRAL	0- 0	0- 0	0- 0				
2- 8	0- 0	0- 0	CONFERENCE	0- 0	2- 8	2- 4				
2- 4	0- 0	0- 0	HOME	0- 0	2- 4	2- 2				
0- 4	0- 0	0- 0	AWAY	0- 0	0- 4	0- 2				
0- 0	0- 0	0- 0	NEUTRAL	0- 0	0- 0	0- 0				

RPI 1-25				RPI 26-50				RPI 51-100				RPI 101+ Team's RPI: 346			
RPI	S	Opponent	Score	RPI	S	Opponent	Score	RPI	S	Opponent	Score	RPI	S	Opponent	Score
5	A	Louisville	56 95	32	H	Ball St.	65 85					134	A	SIUE	63 74
												134	H	SIUE	76 88
												165	H	Jacksonville St.	56 75
												183	A	Memphis	75 79
												201	A	Southeast Mo. St.	66 71
												203	A	Arkansas St.	62 68
												218	H	Troy	66 95
												228	A	UT Martin	68 80
												243	H	Austin Peay	59 75
												251	H	Lipscomb	71 64
												297	H	Alabama A&M	75 77
												298	H	Murray St.	73 85
												324	H	Marshall	65 71
												330	H	Tennessee Tech	76 66
												344	A	Eastern Ill.	59 66
												344	H	Eastern Ill.	86 68
-----															
LAST 12 Division I GAMES:															
344	H	Eastern Ill.	86 68	330	H	Tennessee Tech	76 66	165	H	Jacksonville St.	56 75	201	A	Southeast Mo. St.	66 71
134	H	SIUE	76 88	228	A	UT Martin	68 80	324	H	Marshall	65 71	251	H	Lipscomb	71 64
298	H	Murray St.	73 85	201	A	Southeast Mo. St.	66 71	228	A	UT Martin	68 80	324	H	Marshall	65 71
243	H	Austin Peay	59 75	228	A	UT Martin	68 80	324	H	Marshall	65 71	251	H	Lipscomb	71 64
134	A	SIUE	63 74	324	H	Marshall	65 71	251	H	Lipscomb	71 64				
344	A	Eastern Ill.	59 66	251	H	Lipscomb	71 64								

Non-Div I Games: Fisk 93 48

Tennessee St.

Average RPI Win:	290	WON-LOST	WINNING	LAST 10	STRENGTH OF	OPP. STRENGTH	TEAM	ADJ.	CONF.	ADJ CONF.
Average RPI Loss:	185	RECORD	PCT. RANK	GAMES	SCHEDULE	OF SCHEDULE	RPI	RPI	RPI	RPI
DIV. I ONLY	2- 17	330	1- 9	179	337	330	330	26	26	
DIV. I NON-CONF.	1- 8	313	1- 1	93	211	286	286	27	27	
-----										
TOTALS	RPI 1-25	RPI 26-50	W-L RECORDS	RPI 51-100	RPI 101-999	RPI 201+				
2- 17	0- 1	0- 0	OVERALL	0- 3	2- 13	2- 8				
2- 8	0- 0	0- 0	HOME	0- 1	2- 7	2- 5				
0- 9	0- 1	0- 0	AWAY	0- 2	0- 6	0- 3				
0- 0	0- 0	0- 0	NEUTRAL	0- 0	0- 0	0- 0				
1- 8	0- 1	0- 0	NON-CONFERENCE	0- 2	1- 5	1- 1				
1- 3	0- 0	0- 0	HOME	0- 1	1- 2	1- 1				
0- 5	0- 1	0- 0	AWAY	0- 1	0- 3	0- 0				
0- 0	0- 0	0- 0	NEUTRAL	0- 0	0- 0	0- 0				
1- 9	0- 0	0- 0	CONFERENCE	0- 1	1- 8	1- 7				
1- 5	0- 0	0- 0	HOME	0- 0	1- 5	1- 4				
0- 4	0- 0	0- 0	AWAY	0- 1	0- 3	0- 3				
0- 0	0- 0	0- 0	NEUTRAL	0- 0	0- 0	0- 0				

RPI 1-25				RPI 26-50				RPI 51-100				RPI 101+ Team's RPI: 330			
RPI	S	Opponent	Score	RPI	S	Opponent	Score	RPI	S	Opponent	Score	RPI	S	Opponent	Score
16	A	Georgia	48 56					63	H	IUPUI	54 68	102	A	Wright St.	59 82
								77	A	Belmont	59 78	120	A	Middle Tenn.	44 58
								97	A	Kentucky	54 82	127	A	ETSU	55 74
												189	H	Radford	41 60
												201	H	Southeast Mo. St.	66 70
												215	A	Morehead St.	51 53
												215	H	Morehead St.	67 74
												228	H	UT Martin	51 67
												243	H	Austin Peay	63 59
												251	H	Lipscomb	57 61
												296	A	Eastern Ky.	53 55
												296	H	Eastern Ky.	68 76
												298	H	Murray St.	63 72
												337	H	Winthrop	70 41
												346	A	Tennessee St.	66 76
-----															
LAST 12 Division I GAMES:															
228	H	UT Martin	51 67	346	A	Tennessee St.	66 76								
201	H	Southeast Mo. St.	66 70	77	A	Belmont	59 78								
215	A	Morehead St.	51 53	296	H	Eastern Ky.	68 76								
296	A	Eastern Ky.	53 55	215	H	Morehead St.	67 74								
298	H	Murray St.	63 72	251	H	Lipscomb	57 61								
243	H	Austin Peay	63 59	337	H	Winthrop	70 41								

Non-Div I Games: Cumberland (TN) 83 52 Tenn. Wesleyan 84 66

Tennessee Tech

Loss, Non-Conf, S Site, H Home A Away N Neutral

Average RPI Win:	138	WON-LOST	WINNING	LAST 10	STRENGTH OF	OPP. STRENGTH	TEAM	ADJ.	CONF.	ADJ CONF.
Average RPI Loss:	21	RECORD	PCT. RANK	GAMES	SCHEDULE	OF SCHEDULE	RPI	RPI	RPI	RPI
DIV. I ONLY	16- 4	30	7- 3	21	28	11	11	5	5	
DIV. I NON-CONF.	9- 2	34	2- 1	47	30	21	21	6	6	
-----										
TOTALS	RPI 1-25	RPI 26-50	W-L RECORDS	RPI 51-100	RPI 101-999	RPI 201+				
16- 4	2- 3	3- 0	OVERALL	2- 1	9- 0	5- 0				
10- 1	1- 1	1- 0	HOME	1- 0	7- 0	4- 0				
4- 3	1- 2	1- 0	AWAY	1- 1	1- 0	1- 0				
2- 0	0- 0	1- 0	NEUTRAL	0- 0	1- 0	0- 0				
9- 2	2- 2	1- 0	NON-CONFERENCE	0- 0	6- 0	4- 0				
6- 1	1- 1	0- 0	HOME	0- 0	5- 0	4- 0				
1- 1	1- 1	0- 0	AWAY	0- 0	0- 0	0- 0				
2- 0	0- 0	1- 0	NEUTRAL	0- 0	1- 0	0- 0				
7- 2	0- 1	2- 0	CONFERENCE	2- 1	3- 0	1- 0				
4- 0	0- 0	1- 0	HOME	1- 0	2- 0	0- 0				
3- 2	0- 1	1- 0	AWAY	1- 1	1- 0	1- 0				
0- 0	0- 0	0- 0	NEUTRAL	0- 0	0- 0	0- 0				

RPI	S	Opponent	Score	RPI	S	Opponent	Score	RPI	S	Opponent	Score	RPI	S	Opponent	Score
2	H	UConn	71 75	35	N	LSU	75 66	61	A	TCU	77 79	130	H	Iowa St.	87 55
7	H	Florida St.	87 72	37	A	Oklahoma	88 78	64	H	Oklahoma St.	84 79	135	H	Kansas	79 62
9	A	Baylor	56 81	39	H	West Virginia	79 58	70	A	Kansas St.	75 64	143	N	Washington	92 68
10	A	Tennessee	75 82									175	H	Stetson	95 59
16	A	Georgia	81 53									211	H	Louisiana Tech	88 54
												232	A	Texas Tech	90 39
												289	H	McNeese	100 34
												314	H	Northwestern St.	68 44
												315	H	UTSA	120 70
-----															
LAST 12 Division I GAMES:															
130	H	Iowa St.	87 55	70	A	Kansas St.	75 64								
9	A	Baylor	56 81	64	H	Oklahoma St.	84 79								
232	A	Texas Tech	90 39	39	H	West Virginia	79 58								
2	H	UConn	71 75	37	A	Oklahoma	88 78								
135	H	Kansas	79 62	7	H	Florida St.	87 72								
61	A	TCU	77 79	314	H	Northwestern St.	68 44								

Non-Div I Games:

Texas

Average RPI	Win:	122	WON-LOST	WINNING	LAST 10	STRENGTH OF	OPP. STRENGTH	TEAM	ADJ.	CONF.	ADJ CONF.
Average RPI	Loss:	16	RECORD	PCT. RANK	GAMES	SCHEDULE	OF SCHEDULE	RPI	RPI	RPI	RPI
DIV. I ONLY		17- 5		35	7- 3	7	42	14	14	2	2
DIV. I NON-CONF.		11- 3		46	3- 1	10	64	24	24	2	2
-----											
TOTALS	RPI 1-25		RPI 26-50		W-L RECORDS	RPI 51-100		RPI 101-999		RPI 201+	
17- 5	1- 4		3- 1		OVERALL	5- 0		8- 0		4- 0	
11- 3	1- 2		2- 1		HOME	3- 0		5- 0		2- 0	
5- 1	0- 1		1- 0		AWAY	2- 0		2- 0		1- 0	
1- 1	0- 1		0- 0		NEUTRAL	0- 0		1- 0		1- 0	
11- 3	0- 2		2- 1		NON-CONFERENCE	2- 0		7- 0		4- 0	
8- 2	0- 1		1- 1		HOME	2- 0		5- 0		2- 0	
2- 0	0- 0		1- 0		AWAY	0- 0		1- 0		1- 0	
1- 1	0- 1		0- 0		NEUTRAL	0- 0		1- 0		1- 0	
6- 2	1- 2		1- 0		CONFERENCE	3- 0		1- 0		0- 0	
3- 1	1- 1		1- 0		HOME	1- 0		0- 0		0- 0	
3- 1	0- 1		0- 0		AWAY	2- 0		1- 0		0- 0	
0- 0	0- 0		0- 0		NEUTRAL	0- 0		0- 0		0- 0	

RPI	S	Opponent	Score	RPI	S	Opponent	Score	RPI	S	Opponent	Score	RPI	S	Opponent	Score
4	H	Oregon	68 83	35	H	LSU	69 59	61	H	TCU	71 58	114	H	Little Rock	66 49
4	N	Oregon	62 84	39	H	West Virginia	56 70	85	A	Alabama	73 54	115	H	Rice	82 76
10	H	Tennessee	79 76	45	A	Southern California	75 74	96	H	Central Ark.	72 61	128	A	Vanderbilt	91 67
16	H	Georgia	84 92	48	H	Houston	83 65	97	H	Kentucky	74 70	159	H	Louisiana	83 62
18	A	South Carolina	59 61					99	A	Auburn	82 73	219	H	SMU	79 57
-----															
LAST 12 Division I GAMES:															
128	A	Vanderbilt	91 67	97	H	Kentucky	74 70	18	A	South Carolina	59 61	219	H	SMU	79 57
35	H	LSU	69 59	18	A	South Carolina	59 61	4	N	Oregon	62 84	246	N	Hawaii	103 59
85	A	Alabama	73 54	219	H	SMU	79 57	45	A	Southern California	75 74				
16	H	Georgia	84 92												
10	H	Tennessee	79 76												
99	A	Auburn	82 73												

Non-Div I Games:

Texas A&amp;M



Average RPI Win:	300	WON-LOST	WINNING	LAST 10	STRENGTH OF	OPP. STRENGTH	TEAM	ADJ.	CONF.	ADJ CONF.
Average RPI Loss:	158	RECORD	PCT. RANK	GAMES	SCHEDULE	OF SCHEDULE	RPI	RPI	RPI	RPI
DIV. I ONLY	10- 8	140	0- 0	337	322	241	241	32	32	
DIV. I NON-CONF.	3- 6	239	0- 0	277	179	240	240	32	32	
-----										
TOTALS	RPI 1-25	RPI 26-50	W-L RECORDS	RPI 51-100	RPI 101-999	RPI 201+				
10- 8	0- 0	0- 0	OVERALL	0- 1	10- 7	10- 1				
3- 3	0- 0	0- 0	HOME	0- 0	3- 3	3- 1				
5- 5	0- 0	0- 0	AWAY	0- 1	5- 4	5- 0				
2- 0	0- 0	0- 0	NEUTRAL	0- 0	2- 0	2- 0				
3- 6	0- 0	0- 0	NON-CONFERENCE	0- 1	3- 5	3- 0				
0- 1	0- 0	0- 0	HOME	0- 0	0- 1	0- 0				
1- 5	0- 0	0- 0	AWAY	0- 1	1- 4	1- 0				
2- 0	0- 0	0- 0	NEUTRAL	0- 0	2- 0	2- 0				
7- 2	0- 0	0- 0	CONFERENCE	0- 0	7- 2	7- 1				
3- 2	0- 0	0- 0	HOME	0- 0	3- 2	3- 1				
4- 0	0- 0	0- 0	AWAY	0- 0	4- 0	4- 0				
0- 0	0- 0	0- 0	NEUTRAL	0- 0	0- 0	0- 0				

RPI 1-25				RPI 26-50				RPI 51-100				RPI 101+				Team's RPI: 241	
RPI	S	Opponent	Score	RPI	S	Opponent	Score	RPI	S	Opponent	Score	RPI	S	Opponent	Score		

Non-Div I Games: Wiley 74 36 Paul Quinn 85 59

Texas Southern

Average RPI Win: 260	WON-LOST RECORD	WINNING PCT. RANK	LAST 10 GAMES	STRENGTH OF SCHEDULE	OPP. STRENGTH OF SCHEDULE	TEAM RPI	ADJ. RPI	CONF. RPI	ADJ CONF. RPI
Average RPI Loss: 142									
DIV. I ONLY	14- 7	78	7- 3	299	248	157	157	23	23
DIV. I NON-CONF.	7- 4	102	0- 2	272	272	146	146	23	23
-----									
TOTALS	RPI 1-25	RPI 26-50	W-L RECORDS	RPI 51-100	RPI 101-999	RPI 201+			
14- 7	0- 0	0- 1	OVERALL	1- 1	13- 5	12- 1			
6- 2	0- 0	0- 1	HOME	1- 0	5- 1	4- 0			
8- 4	0- 0	0- 0	AWAY	0- 0	8- 0	8- 0			
0- 1	0- 0	0- 0	NEUTRAL	0- 0	0- 1	0- 0			
7- 4	0- 0	0- 1	NON-CONFERENCE	0- 1	7- 2	6- 0			
3- 1	0- 0	0- 1	HOME	0- 0	3- 0	2- 0			
4- 2	0- 0	0- 0	AWAY	0- 1	4- 1	4- 0			
0- 1	0- 0	0- 0	NEUTRAL	0- 0	0- 1	0- 0			
7- 3	0- 0	0- 0	CONFERENCE	1- 0	6- 3	6- 1			
3- 1	0- 0	0- 0	HOME	1- 0	2- 1	2- 0			
4- 2	0- 0	0- 0	AWAY	0- 0	4- 2	4- 1			
0- 0	0- 0	0- 0	NEUTRAL	0- 0	0- 0	0- 0			

RPI	S	Opponent	Score	RPI	S	Opponent	Score	RPI	S	Opponent	Score	RPI	S	Opponent	Score	Team's RPI: 157
48	H	Houston	67 72	61	A	TCU	58 82	88	H	South Ala.	78 63	114	A	Little Rock	48 63	
												151	N	Bethune-Cookman	56 62	
												159	H	Louisiana	58 65	
												175	A	Stetson	54 61	
												192	H	Fresno St.	76 59	
												203	A	Arkansas St.	67 55	
												218	H	Troy	83 75	
												232	A	Texas Tech	87 70	
												241	A	Texas Southern	70 56	
												271	A	Appalachian St.	69 54	
												283	H	Prairie View	84 57	
												285	A	Coastal Caro.	64 65	
												301	A	Incarnate Word	74 33	
												313	A	Georgia St.	83 63	
												315	H	UTSA	91 38	
												323	A	Sam Houston St.	73 41	
												325	A	Ga. Southern	81 56	
												332	H	La.-Monroe	86 52	
LAST 12 Division I GAMES:																
313	A	Georgia St.	83 63	218	H	Troy	83 75									
325	A	Ga. Southern	81 56	88	H	South Ala.	78 63									
159	H	Louisiana	58 65	285	A	Coastal Caro.	64 65									
332	H	La.-Monroe	86 52	271	A	Appalachian St.	69 54									
114	A	Little Rock	48 63	175	A	Stetson	54 61									
203	A	Arkansas St.	67 55	151	N	Bethune-Cookman	56 62									

Non-Div I Games:

Texas St.

Average RPI	Win:	294	WON-LOST	WINNING	LAST 10	STRENGTH OF	OPP. STRENGTH	TEAM	ADJ.	CONF.	ADJ CONF.
Average RPI	Loss:	63	RECORD	PCT. RANK	GAMES	SCHEDULE	OF SCHEDULE	RPI	RPI	RPI	RPI
DIV. I ONLY		7- 14		261	1- 9	101	96	232	232	5	5
DIV. I NON-CONF.		6- 5		153	2- 0	293	268	266	266	6	6
-----											
TOTALS	RPI 1-25		RPI 26-50		W-L RECORDS	RPI 51-100		RPI 101-999		RPI 201+	
7- 14	0- 3		0- 4		OVERALL	0- 4		7- 3		6- 0	
6- 8	0- 2		0- 2		HOME	0- 1		6- 3		6- 0	
1- 6	0- 1		0- 2		AWAY	0- 3		1- 0		0- 0	
0- 0	0- 0		0- 0		NEUTRAL	0- 0		0- 0		0- 0	
6- 5	0- 1		0- 2		NON-CONFERENCE	0- 1		6- 1		6- 0	
6- 3	0- 1		0- 1		HOME	0- 0		6- 1		6- 0	
0- 2	0- 0		0- 1		AWAY	0- 1		0- 0		0- 0	
0- 0	0- 0		0- 0		NEUTRAL	0- 0		0- 0		0- 0	
1- 9	0- 2		0- 2		CONFERENCE	0- 3		1- 2		0- 0	
0- 5	0- 1		0- 1		HOME	0- 1		0- 2		0- 0	
1- 4	0- 1		0- 1		AWAY	0- 2		1- 0		0- 0	
0- 0	0- 0		0- 0		NEUTRAL	0- 0		0- 0		0- 0	

RPI 1-25				RPI 26-50				RPI 51-100				RPI 101+ Team's RPI: 232			
RPI	S	Opponent	Score	RPI	S	Opponent	Score	RPI	S	Opponent	Score	RPI	S	Opponent	Score
9	A	Bayl or	49 97	35	H	LSU	40 48	61	A	TCU	72 93	130	H	Iowa St.	54 66
11	H	Texas	39 90	37	H	Okl ahoma	52 73	64	A	Okl ahoma St.	62 80	135	A	Kansas	68 56
14	H	Texas A&M	56 90	39	A	West Vi rgi ni a	52 82	64	H	Okl ahoma St.	57 98	135	H	Kansas	47 60
				48	A	Houston	75 79	72	A	New Mexi co	56 90	157	H	Texas St.	70 87
												283	H	Prai ri e Vi ew	89 60
												301	H	Incarnate Word	80 54
												319	H	UTRGV	80 64
												335	H	Flori da A&M	82 63
												340	H	Ark. -Pine Bl uff	74 47
												348	H	UMass Lowel l	93 65
-----															
LAST 12 Di vi si on I GAMES:															
64	A	Okl ahoma St.	62 80	61	A	TCU	72 93	135	H	Kansas	47 60	9	A	Bayl or	49 97
39	A	West Vi rgi ni a	52 82	37	H	Okl ahoma	52 73	64	H	Okl ahoma St.	57 98	301	H	Incarnate Word	80 54
11	H	Texas	39 90	39	A	West Vi rgi ni a	52 82	64	H	Okl ahoma St.	57 98	319	H	UTRGV	80 64
135	A	Kansas	68 56	48	A	Houston	75 79								
130	H	Iowa St.	54 66												
37	H	Okl ahoma	52 73												

Non-Di v I Games:

Texas Tech

T  
o  
l  
e  
d  
o

		Toledo		Through Games Of Jan. 30, 2018							
Average RPI	Win:	159	WON-LOST RECORD	WINNING PCT. RANK	LAST 10 GAMES	STRENGTH OF SCHEDULE	OPP. STRENGTH OF SCHEDULE	TEAM RPI	ADJ. RPI	CONF. RPI	ADJ CONF. RPI
Average RPI	Loss:	77									
DIV. I ONLY			14- 7	78	1- 1	63	88	62	62	7	7
DIV. I NON-CONF.			9- 3	61	1- 1	72	127	37	37	8	8
-----											
TOTALS		RPI 1-25		RPI 26-50		W-L RECORDS		RPI 51-100	RPI 101-999	RPI 201+	
14- 7		0- 2		1- 1		OVERALL		3- 2	10- 2	4- 1	
9- 1		0- 0		1- 0		HOME		3- 0	5- 1	1- 0	
4- 5		0- 2		0- 0		AWAY		0- 2	4- 1	3- 1	
1- 1		0- 0		0- 1		NEUTRAL		0- 0	1- 0	0- 0	
9- 3		0- 1		0- 1		NON-CONFERENCE		2- 1	7- 0	3- 0	
5- 0		0- 0		0- 0		HOME		2- 0	3- 0	0- 0	
3- 2		0- 1		0- 0		AWAY		0- 1	3- 0	3- 0	
1- 1		0- 0		0- 1		NEUTRAL		0- 0	1- 0	0- 0	
5- 4		0- 1		1- 0		CONFERENCE		1- 1	3- 2	1- 1	
4- 1		0- 0		1- 0		HOME		1- 0	2- 1	1- 0	
1- 3		0- 1		0- 0		AWAY		0- 1	1- 1	0- 1	
0- 0		0- 0		0- 0		NEUTRAL		0- 0	0- 0	0- 0	

RPI 1-25				RPI 26-50				RPI 51-100				Team's RPI: 62				RPI 101+			
RPI	S	Opponent	Score	RPI	S	Opponent	Score	RPI	S	Opponent	Score	RPI	S	Opponent	Score	RPI	S	Opponent	Score
5	A	Louisville	55 90	32	H	Ball St.	72 66	51	H	Dayton	68 50	123	H	Kent St.	55 62				
24	A	Buffalo	69 87	43	N	Western Ky.	56 70	57	A	Duquesne	54 73	131	H	Cleveland St.	65 56				
								78	A	Ohio	61 78	139	H	Northern Ill.	63 60				
								78	H	Ohio	75 57	142	A	Bowling Green	77 67				
								82	H	Maine	65 64	147	H	Saint Francis (PA)	74 66				
												159	H	Louisiana	79 55				
												186	N	Southern U.	81 76				
												207	A	Eastern Mich.	57 70				
												217	H	Akron	60 54				
												229	A	St. Bonaventure	58 39				
												290	A	Detroit Mercy	81 64				
												342	A	Iona	74 57				
LAST 12 Division I GAMES:																			
159	H	Louisiana	79 55	139	H	Northern Ill.	63 60												
5	A	Louisville	55 90	78	H	Ohio	75 57												
142	A	Bowling Green	77 67	207	A	Eastern Mich.	57 70												
123	H	Kent St.	55 62	217	H	Akron	60 54												
24	A	Buffalo	69 87	78	A	Ohio	61 78												
32	H	Ball St.	72 66	290	A	Detroit Mercy	81 64												

T  
o  
l  
e  
d  
o

Non-Div I Games:

Toledo

T  
o  
w  
s  
o  
n

Towson			Through Games Of Jan. 30, 2018								
Average RPI	Win:	257	WON-LOST RECORD	WINNING PCT. RANK	LAST 10 GAMES	STRENGTH OF SCHEDULE	OPP. STRENGTH OF SCHEDULE	TEAM RPI	ADJ. RPI	CONF. RPI	ADJ CONF. RPI
Average RPI	Loss:	167									
DIV. I ONLY	8- 12	229	3- 7	327	186	281	281	10	10		
DIV. I NON-CONF.	5- 6	187	1- 2	343	256	311	311	13	13		
-----											
TOTALS	RPI 1-25		RPI 26-50		W-L RECORDS	RPI 51-100		RPI 101-999		RPI 201+	
8- 12	0- 0		0- 0		OVERALL	0- 3		8- 9		6- 4	
4- 5	0- 0		0- 0		HOME	0- 1		4- 4		3- 2	
3- 6	0- 0		0- 0		AWAY	0- 2		3- 4		2- 2	
1- 1	0- 0		0- 0		NEUTRAL	0- 0		1- 1		1- 0	
5- 6	0- 0		0- 0		NON-CONFERENCE	0- 0		5- 6		4- 3	
3- 2	0- 0		0- 0		HOME	0- 0		3- 2		2- 1	
1- 3	0- 0		0- 0		AWAY	0- 0		1- 3		1- 2	
1- 1	0- 0		0- 0		NEUTRAL	0- 0		1- 1		1- 0	
3- 6	0- 0		0- 0		CONFERENCE	0- 3		3- 3		2- 1	
1- 3	0- 0		0- 0		HOME	0- 1		1- 2		1- 1	
2- 3	0- 0		0- 0		AWAY	0- 2		2- 1		1- 0	
0- 0	0- 0		0- 0		NEUTRAL	0- 0		0- 0		0- 0	

T  
o  
w  
s  
o  
n

RPI 1-25				RPI 26-50				RPI 51-100				RPI 101+ Team's RPI: 281					
RPI	S	Opponent	Score	RPI	S	Opponent	Score	RPI	S	Opponent	Score	RPI	S	Opponent	Score		
								76	A	El on	61	84	112	H	George Washington	43	66
								76	H	El on	45	71	121	A	Del aware	49	51
								89	A	James Madi son	45	69	138	A	William & Mary	67	66
													153	H	Northeastern	61	70
													155	H	Saint Joseph's	90	66
													162	A	Pittsburgh	63	81
													189	N	Radford	66	69
													209	A	Norfol k St.	76	86
													239	A	Loyol a Maryl and	76	67
													254	A	Col . of Charleston	83	58
													254	H	Col . of Charleston	67	80
													270	H	Col gate	61	65
													276	H	UNCW	72	71
													288	A	Massachusetts	49	72
													326	H	Wagner	64	42
													331	H	UMBC	95	64
													340	N	Ark. -Pine Bluff	70	44
-----																	
LAST 12 Division I GAMES:																	
				76	H	El on	45	71	89	A	James Madi son	45	69				
				254	A	Col . of Charleston	83	58	254	H	Col . of Charleston	67	80				
				76	A	El on	61	84	153	H	Northeastern	61	70				
				121	A	Del aware	49	51	189	N	Radford	66	69				
				276	H	UNCW	72	71	340	N	Ark. -Pine Bluff	70	44				
				138	A	William & Mary	67	66	209	A	Norfol k St.	76	86				

Non-Di v I Games:

Towson

Average RPI Win:	272	WON-LOST	WINNING	LAST 10	STRENGTH OF	OPP. STRENGTH	TEAM	ADJ.	CONF.	ADJ CONF.
Average RPI Loss:	143	RECORD	PCT. RANK	GAMES	SCHEDULE	OF SCHEDULE	RPI	RPI	RPI	RPI
DIV. I ONLY	8- 10	211	5- 5	282	193	218	218	23	23	
DIV. I NON-CONF.	3- 6	239	0- 3	231	99	210	210	23	23	
-----										
TOTALS	RPI 1-25	RPI 26-50	W-L RECORDS	RPI 51-100	RPI 101-999	RPI 201+				
8- 10	0- 1	0- 0	OVERALL	0- 3	8- 6	6- 2				
4- 1	0- 0	0- 0	HOME	0- 0	4- 1	3- 1				
4- 8	0- 1	0- 0	AWAY	0- 3	4- 4	3- 1				
0- 1	0- 0	0- 0	NEUTRAL	0- 0	0- 1	0- 0				
3- 6	0- 1	0- 0	NON-CONFERENCE	0- 2	3- 3	2- 0				
1- 0	0- 0	0- 0	HOME	0- 0	1- 0	0- 0				
2- 5	0- 1	0- 0	AWAY	0- 2	2- 2	2- 0				
0- 1	0- 0	0- 0	NEUTRAL	0- 0	0- 1	0- 0				
5- 4	0- 0	0- 0	CONFERENCE	0- 1	5- 3	4- 2				
3- 1	0- 0	0- 0	HOME	0- 0	3- 1	3- 1				
2- 3	0- 0	0- 0	AWAY	0- 1	2- 2	1- 1				
0- 0	0- 0	0- 0	NEUTRAL	0- 0	0- 0	0- 0				

RPI 1-25				RPI 26-50				RPI 51-100				RPI 101+ Team's RPI: 218			
RPI	S	Opponent	Score	RPI	S	Opponent	Score	RPI	S	Opponent	Score	RPI	S	Opponent	Score
10	A	Tennessee	69 131					88	A	South Ala.	68 79	116	H	Jacksonville	89 88
								92	A	Tulane	75 106	120	A	Middle Tenn.	57 73
								100	A	Ole Miss	93 96	157	A	Texas St.	75 83
												159	A	Louisiana	62 55
												187	A	Samford	73 80
												187	N	Samford	76 82
												206	A	UT Arlington	57 76
												271	H	Appalachian St.	81 74
												285	H	Coastal Caro.	92 97
												312	A	Alabama St.	93 63
												313	H	Georgia St.	90 86
												325	H	Ga. Southern	88 47
												332	A	La.-Monroe	86 79
												346	A	Tennessee St.	95 66
LAST 12 Division I GAMES:															
159	A	Louisiana	62 55	206	A	UT Arlington	57 76								
332	A	La.-Monroe	86 79	313	H	Georgia St.	90 86								
285	H	Coastal Caro.	92 97	325	H	Ga. Southern	88 47								
271	H	Appalachian St.	81 74	187	N	Samford	76 82								
88	A	South Ala.	68 79	92	A	Tulane	75 106								
157	A	Texas St.	75 83	187	A	Samford	73 80								

Non-Div I Games: Montevallo 130 50 Stillman 89 62

Troy

T  
u  
l  
a  
n  
e

Tulane				Through Games Of Jan. 30, 2018							
Average RPI	Win:	175	WON-LOST	WINNING	LAST 10	STRENGTH OF	OPP. STRENGTH	TEAM	ADJ.	CONF.	ADJ CONF.
Average RPI	Loss:	68	RECORD	PCT. RANK	GAMES	SCHEDULE	OF SCHEDULE	RPI	RPI	RPI	RPI
DIV. I ONLY	11- 10	161	5- 5	46	72	92	92	8	8		
DIV. I NON-CONF.	8- 5	111	3- 1	95	95	88	88	7	7		
-----											
TOTALS		RPI 1-25	RPI 26-50	W-L RECORDS		RPI 51-100	RPI 101-999	RPI 201+			
11- 10	0- 2	0- 4	OVERALL	1- 1	10- 3	4- 0					
7- 3	0- 0	0- 2	HOME	0- 0	7- 1	2- 0					
3- 5	0- 0	0- 0	AWAY	1- 0	2- 0	1- 0					
1- 2	0- 0	0- 0	NEUTRAL	0- 1	1- 1	1- 0					
8- 5	0- 1	0- 1	NON-CONFERENCE	1- 1	7- 2	3- 0					
5- 1	0- 0	0- 1	HOME	0- 0	5- 0	1- 0					
2- 2	0- 1	0- 0	AWAY	1- 0	1- 1	1- 0					
1- 2	0- 0	0- 0	NEUTRAL	0- 1	1- 1	1- 0					
3- 5	0- 1	0- 3	CONFERENCE	0- 0	3- 1	1- 0					
2- 2	0- 0	0- 1	HOME	0- 0	2- 1	1- 0					
1- 3	0- 1	0- 2	AWAY	0- 0	1- 0	0- 0					
0- 0	0- 0	0- 0	NEUTRAL	0- 0	0- 0	0- 0					
-----											
RPI 1-25				RPI 26-50				Team's RPI: 92		RPI 101+	
RPI	S	Opponent	Score	RPI	S	Opponent	Score	RPI	S	Opponent	Score
2	A	UConn	45 98	31	A	South Fla.	46 75	51	N	Dayton	65 71
17	A	NC State	55 79	35	H	LSU	50 73	82	A	Maine	42 34
				46	A	UCF	51 59				
				48	H	Houston	92 98				
-----											
LAST 12 Division I GAMES:											
2	A	UConn	45 98	166	A	Tul sa	72 63				
226	H	East Carol ina	64 58	31	A	South Fla.	46 75				
166	H	Tul sa	70 39	117	H	UTEP	67 56				
46	A	UCF	51 59	218	H	Troy	106 75				
149	H	Wichi ta St.	56 64	120	H	Mi ddle Tenn.	62 44				
48	H	Houston	92 98	35	H	LSU	50 73				

T  
u  
l  
a  
n  
e

Non-Div I Games:

Tulane





Average RPI Win:	210	WON-LOST	WINNING	LAST 10	STRENGTH OF	OPP. STRENGTH	TEAM	ADJ.	CONF.	ADJ CONF.
Average RPI Loss:	140	RECORD	PCT. RANK	GAMES	SCHEDULE	OF SCHEDULE	RPI	RPI	RPI	RPI
DIV. I ONLY	15- 3	21	8- 1	252	162	83	83	18	18	
DIV. I NON-CONF.	9- 2	34	3- 1	300	157	97	97	19	19	
-----										
TOTALS	RPI 1-25	RPI 26-50	W-L RECORDS	RPI 51-100	RPI 101-999	RPI 201+				
15- 3	0- 0	1- 0	OVERALL	1- 1	13- 2	7- 0				
8- 1	0- 0	1- 0	HOME	0- 0	7- 1	4- 0				
6- 1	0- 0	0- 0	AWAY	1- 0	5- 1	3- 0				
1- 1	0- 0	0- 0	NEUTRAL	0- 1	1- 0	0- 0				
9- 2	0- 0	0- 0	NON-CONFERENCE	1- 1	8- 1	4- 0				
5- 0	0- 0	0- 0	HOME	0- 0	5- 0	3- 0				
3- 1	0- 0	0- 0	AWAY	1- 0	2- 1	1- 0				
1- 1	0- 0	0- 0	NEUTRAL	0- 1	1- 0	0- 0				
6- 1	0- 0	1- 0	CONFERENCE	0- 0	5- 1	3- 0				
3- 1	0- 0	1- 0	HOME	0- 0	2- 1	1- 0				
3- 0	0- 0	0- 0	AWAY	0- 0	3- 0	2- 0				
0- 0	0- 0	0- 0	NEUTRAL	0- 0	0- 0	0- 0				

U  
A  
BU  
A  
B

RPI 1-25				RPI 26-50				RPI 51-100				RPI 101+			
RPI	S	Opponent	Score	RPI	S	Opponent	Score	RPI	S	Opponent	Score	RPI	S	Opponent	Score
				43	H	Western Ky.	79 61	69	N	Indiana	63 71	120	A	Middle Tenn.	59 51
								88	A	South Ala.	78 66	133	A	High Point	77 61
												140	H	Southern Ill.	76 66
												168	H	Southern Miss.	63 80
												183	A	Memphis	62 64
												184	H	Fla. Atlantic	90 57
												187	H	Samford	77 53
												198	N	UC Santa Barbara	67 54
												234	H	North Texas	68 52
												271	A	Appalachian St.	70 59
												284	A	FIU	71 61
												297	H	Alabama A&M	85 58
												312	H	Alabama St.	61 44
												320	A	Old Dominion	74 61
												338	H	Mississippi Val.	87 72
LAST 12 Division I GAMES:															
184	H	Fla. Atlantic	90 57	320	A	Old Dominion	74 61								
284	A	FIU	71 61	88	A	South Ala.	78 66								
234	H	North Texas	68 52	312	H	Alabama St.	61 44								
168	H	Southern Miss.	63 80	297	H	Alabama A&M	85 58								
43	H	Western Ky.	79 61	183	A	Memphis	62 64								
120	A	Middle Tenn.	59 51	187	H	Samford	77 53								

Non-Div I Games: Tuskegee 105 50 Miles 85 42

UAB

Average RPI Win:	194	WON-LOST	WINNING	LAST 10	STRENGTH OF	OPP. STRENGTH	TEAM	ADJ.	CONF.	ADJ CONF.
Average RPI Loss:	50	RECORD	PCT. RANK	GAMES	SCHEDULE	OF SCHEDULE	RPI	RPI	RPI	RPI
DIV. I ONLY	17- 3	16	8- 2	196	104	60	60	21	21	
DIV. I NON-CONF.	10- 3	51	2- 3	181	45	53	53	20	20	
-----										
TOTALS	RPI 1-25	RPI 26-50	W-L RECORDS	RPI 51-100	RPI 101-999	RPI 201+				
17- 3	0- 0	0- 2	OVERALL	2- 1	15- 0	7- 0				
9- 1	0- 0	0- 1	HOME	1- 0	8- 0	5- 0				
7- 2	0- 0	0- 1	AWAY	1- 1	6- 0	2- 0				
1- 0	0- 0	0- 0	NEUTRAL	0- 0	1- 0	0- 0				
10- 3	0- 0	0- 2	NON-CONFERENCE	2- 1	8- 0	4- 0				
5- 1	0- 0	0- 1	HOME	1- 0	4- 0	2- 0				
4- 2	0- 0	0- 1	AWAY	1- 1	3- 0	2- 0				
1- 0	0- 0	0- 0	NEUTRAL	0- 0	1- 0	0- 0				
7- 0	0- 0	0- 0	CONFERENCE	0- 0	7- 0	3- 0				
4- 0	0- 0	0- 0	HOME	0- 0	4- 0	3- 0				
3- 0	0- 0	0- 0	AWAY	0- 0	3- 0	0- 0				
0- 0	0- 0	0- 0	NEUTRAL	0- 0	0- 0	0- 0				

RPI 1-25				RPI 26-50				RPI 51-100				Team's RPI : 60				RPI 101+			
RPI	S	Opponent	Score	RPI	S	Opponent	Score	RPI	S	Opponent	Score	RPI	S	Opponent	Score	RPI	S	Opponent	Score
				38	A	Oregon St.	47 61	66	A	Fordham	62 70	122	N	Yale	71 61				
				46	H	UCF	55 62	79	H	Washington St.	91 76	132	H	Portland St.	79 67				
								87	A	Saint Mary's (CA)	74 50	156	A	Pacific	90 58				
												163	H	San Francisco	72 55				
												169	A	Cal Poly	80 76				
												177	A	UC Irvine	76 67				
												198	A	UC Santa Barbara	68 61				
												198	H	UC Santa Barbara	69 63				
												213	A	Seattle U	79 53				
												227	H	Pepperdine	69 64				
												244	H	UC Riverside	74 63				
												246	H	Hawaii	76 52				
												273	H	Sacramento St.	79 72				
												299	H	Cal St. Fullerton	67 53				
												307	A	Southern Utah	85 59				
LAST 12 Division I GAMES:																			
				198	H	UC Santa Barbara	69 63					177	A	UC Irvine	76 67				
				299	H	Cal St. Fullerton	67 53					66	A	Fordham	62 70				
				169	A	Cal Poly	80 76					122	N	Yale	71 61				
				198	A	UC Santa Barbara	68 61					38	A	Oregon St.	47 61				
				244	H	UC Riverside	74 63					46	H	UCF	55 62				
				246	H	Hawaii	76 52					87	A	Saint Mary's (CA)	74 50				

Non-Div I Games:

UC Davis

UC Irvine				Through Games Of Jan. 30, 2018							
Average RPI	Win:	248	WON-LOST	WINNING	LAST 10	STRENGTH OF	OPP. STRENGTH	TEAM	ADJ.	CONF.	ADJ CONF.
Average RPI	Loss:	128	RECORD	PCT. RANK	GAMES	SCHEDULE	OF SCHEDULE	RPI	RPI	RPI	RPI
DIV. I ONLY			12- 8	114	7- 2	273	172	177	177	21	21
DIV. I NON-CONF.			7- 6	165	3- 1	301	181	221	221	20	20
-----											
TOTALS		RPI 1-25		RPI 26-50		W-L RECORDS		RPI 51-100		RPI 101-999	RPI 201+
12- 8		0- 0		0- 0		OVERALL		0- 2		12- 6	11- 0
6- 3		0- 0		0- 0		HOME		0- 1		6- 2	5- 0
6- 3		0- 0		0- 0		AWAY		0- 1		6- 2	6- 0
0- 2		0- 0		0- 0		NEUTRAL		0- 0		0- 2	0- 0
7- 6		0- 0		0- 0		NON-CONFERENCE		0- 1		7- 5	7- 0
3- 2		0- 0		0- 0		HOME		0- 0		3- 2	3- 0
4- 2		0- 0		0- 0		AWAY		0- 1		4- 1	4- 0
0- 2		0- 0		0- 0		NEUTRAL		0- 0		0- 2	0- 0
5- 2		0- 0		0- 0		CONFERENCE		0- 1		5- 1	4- 0
3- 1		0- 0		0- 0		HOME		0- 1		3- 0	2- 0
2- 1		0- 0		0- 0		AWAY		0- 0		2- 1	2- 0
0- 0		0- 0		0- 0		NEUTRAL		0- 0		0- 0	0- 0

RPI 1-25				RPI 26-50				RPI 51-100				RPI 101+ Team's RPI: 177			
RPI	S	Opponent	Score	RPI	S	Opponent	Score	RPI	S	Opponent	Score	RPI	S	Opponent	Score
								60	H	UC Davis	67 76	104	A	UNLV	54 73
								72	A	New Mexico	61 83	132	H	Portland St.	72 82
												141	H	Idaho St.	72 78
												149	N	Wichita St.	53 76
												169	A	Cal Poly	76 79
												194	N	Illinois	59 65
												198	H	UC Santa Barbara	77 74
												213	A	Seattle U	84 79
												216	H	CSUN	56 47
												227	H	Pepperdine	75 74
												237	A	San Diego St.	67 65
												244	A	UC Riverside	81 71
												246	A	Hawaii	74 67
												246	H	Hawaii	70 66
												247	A	CSU Bakersfield	72 59
												295	H	Utah St.	87 84
												300	H	Portland	63 52
												307	A	Southern Utah	71 64
-----															
LAST 12 Division I GAMES:															
				216	H	CSUN	56 47	60	H	UC Davis	67 76				
				244	A	UC Riverside	81 71	247	A	CSU Bakersfield	72 59				
				246	H	Hawaii	70 66	213	A	Seattle U	84 79				
				169	A	Cal Poly	76 79	132	H	Portland St.	72 82				
				198	H	UC Santa Barbara	77 74	237	A	San Diego St.	67 65				
				246	A	Hawaii	74 67	307	A	Southern Utah	71 64				

Non-Div I Games: Chapman 92 57

Average RPI Win:	237	WON-LOST	WINNING	LAST 10	STRENGTH OF	OPP. STRENGTH	TEAM	ADJ.	CONF.	ADJ CONF.
Average RPI Loss:	125	RECORD	PCT. RANK	GAMES	SCHEDULE	OF SCHEDULE	RPI	RPI	RPI	RPI
DIV. I ONLY	6- 16	292	3- 7	119	130	244	244	21	21	
DIV. I NON-CONF.	3- 11	289	0- 4	73	42	215	215	20	20	
-----										
TOTALS	RPI 1-25	RPI 26-50	W-L RECORDS	RPI 51-100	RPI 101-999	RPI 201+				
6- 16	0- 1	0- 3	OVERALL	0- 3	6- 9	4- 4				
4- 5	0- 0	0- 1	HOME	0- 0	4- 4	4- 0				
1- 9	0- 1	0- 2	AWAY	0- 3	1- 3	0- 2				
1- 2	0- 0	0- 0	NEUTRAL	0- 0	1- 2	0- 2				
3- 11	0- 1	0- 3	NON-CONFERENCE	0- 2	3- 5	1- 2				
1- 3	0- 0	0- 1	HOME	0- 0	1- 2	1- 0				
1- 6	0- 1	0- 2	AWAY	0- 2	1- 1	0- 0				
1- 2	0- 0	0- 0	NEUTRAL	0- 0	1- 2	0- 2				
3- 5	0- 0	0- 0	CONFERENCE	0- 1	3- 4	3- 2				
3- 2	0- 0	0- 0	HOME	0- 0	3- 2	3- 0				
0- 3	0- 0	0- 0	AWAY	0- 1	0- 2	0- 2				
0- 0	0- 0	0- 0	NEUTRAL	0- 0	0- 0	0- 0				

RPI 1-25				RPI 26-50				RPI 51-100				RPI 101+				Team's RPI: 244
RPI	S	Opponent	Score	RPI	S	Opponent	Score	RPI	S	Opponent	Score	RPI	S	Opponent	Score	
8	A	UCLA	48 68	27	A	Stanford	43 53	53	A	Minnesota	75 101	104	N	UNLV	95 88	
				29	A	Arizona St.	48 73	60	A	UC Davis	63 74	117	H	UTEP	62 73	
				45	H	Southern California	46 64	75	A	South Dakota	66 75	130	A	Iowa St.	66 89	
												150	H	Loyola Marymount	59 67	
												169	H	Cal Poly	82 87	
												177	H	UC Irvine	71 81	
												192	A	Fresno St.	68 56	
												216	A	CSUN	55 60	
												219	N	SMU	51 73	
												246	A	Hawaii	57 63	
												246	H	Hawaii	79 57	
												247	H	CSU Bakersfield	68 65	
												273	N	Sacramento St.	72 99	
												299	H	Cal St. Fullerton	63 50	
												336	H	Long Beach St.	77 53	
-----																
LAST 12 Division I GAMES:																
246	A	Hawaii	57 63	336	H	Long Beach St.	77 53									
177	H	UC Irvine	71 81	169	H	Cal Poly	82 87									
216	A	CSUN	55 60	117	H	UTEP	62 73									
246	H	Hawaii	79 57	53	A	Minnesota	75 101									
299	H	Cal St. Fullerton	63 50	75	A	South Dakota	66 75									
60	A	UC Davis	63 74	130	A	Iowa St.	66 89									

Non-Div I Games:

UC Riverside

UC Santa Barbara				Through Games Of Jan. 30, 2018							
Average RPI	Win:	267	WON-LOST	WINNING	LAST 10	STRENGTH OF	OPP. STRENGTH	TEAM	ADJ.	CONF.	ADJ CONF.
Average RPI	Loss:	128	RECORD	PCT. RANK	GAMES	SCHEDULE	OF SCHEDULE	RPI	RPI	RPI	RPI
DIV. I ONLY			7- 12	248	6- 4	108	264	198	198	21	21
DIV. I NON-CONF.			3- 9	280	2- 3	101	246	231	231	20	20
-----											
TOTALS		RPI 1-25		RPI 26-50		W-L RECORDS		RPI 51-100	RPI 101-999	RPI 201+	
7- 12		0- 1		0- 1		OVERALL		0- 4	7- 6	6- 3	
3- 4		0- 0		0- 0		HOME		0- 1	3- 3	2- 2	
4- 7		0- 1		0- 1		AWAY		0- 2	4- 3	4- 1	
0- 1		0- 0		0- 0		NEUTRAL		0- 1	0- 0	0- 0	
3- 9		0- 1		0- 1		NON-CONFERENCE		0- 2	3- 5	3- 3	
1- 3		0- 0		0- 0		HOME		0- 0	1- 3	1- 2	
2- 5		0- 1		0- 1		AWAY		0- 1	2- 2	2- 1	
0- 1		0- 0		0- 0		NEUTRAL		0- 1	0- 0	0- 0	
4- 3		0- 0		0- 0		CONFERENCE		0- 2	4- 1	3- 0	
2- 1		0- 0		0- 0		HOME		0- 1	2- 0	1- 0	
2- 2		0- 0		0- 0		AWAY		0- 1	2- 1	2- 0	
0- 0		0- 0		0- 0		NEUTRAL		0- 0	0- 0	0- 0	

RPI 1-25				RPI 26-50				RPI 51-100				RPI 101+ Team's RPI: 198			
RPI	S	Opponent	Score	RPI	S	Opponent	Score	RPI	S	Opponent	Score	RPI	S	Opponent	Score
8	A	UCLA	44 74	38	A	Oregon St.	49 74	60	A	UC Davis	63 69	150	A	Loyola Marymount	61 67
								60	H	UC Davis	61 68	169	H	Cal Poly	73 68
								83	N	UAB	54 67	177	A	UC Irvine	74 77
								87	A	Saint Mary's (CA)	59 89	192	H	Fresno St.	57 64
												204	H	San Diego	58 71
												213	H	Seattle U	71 77
												216	A	CSUN	74 73
												237	H	San Diego St.	77 64
												249	A	New Mexico St.	77 47
												258	A	Santa Clara	63 68
												328	A	Northern Ariz.	96 93
												336	A	Long Beach St.	90 74
												336	H	Long Beach St.	51 44
-----															
LAST 12 Division I GAMES:															
				60	A	UC Davis	63 69	336	H	Long Beach St.	51 44				
				336	A	Long Beach St.	90 74	249	A	New Mexico St.	77 47				
				60	H	UC Davis	61 68	237	H	San Diego St.	77 64				
				177	A	UC Irvine	74 77	150	A	Loyola Marymount	61 67				
				216	A	CSUN	74 73	38	A	Oregon St.	49 74				
				169	H	Cal Poly	73 68	8	A	UCLA	44 74				

Non-Div I Games:

Average RPI Win:	161	WON-LOST	WINNING	LAST 10	STRENGTH OF	OPP. STRENGTH	TEAM	ADJ.	CONF.	ADJ CONF.
Average RPI Loss:	84	RECORD	PCT. RANK	GAMES	SCHEDULE	OF SCHEDULE	RPI	RPI	RPI	RPI
DIV. I ONLY	15- 7	74	8- 2	56	70	46	46	8	8	
DIV. I NON-CONF.	8- 5	111	2- 1	64	109	65	65	7	7	
-----										
TOTALS	RPI 1-25	RPI 26-50	W-L RECORDS	RPI 51-100	RPI 101-999	RPI 201+				
15- 7	0- 1	0- 1	OVERALL	4- 3	11- 2	4- 0				
8- 2	0- 0	0- 0	HOME	2- 2	6- 0	2- 0				
7- 5	0- 1	0- 1	AWAY	2- 1	5- 2	2- 0				
0- 0	0- 0	0- 0	NEUTRAL	0- 0	0- 0	0- 0				
8- 5	0- 0	0- 0	NON-CONFERENCE	3- 3	5- 2	2- 0				
4- 2	0- 0	0- 0	HOME	1- 2	3- 0	1- 0				
4- 3	0- 0	0- 0	AWAY	2- 1	2- 2	1- 0				
0- 0	0- 0	0- 0	NEUTRAL	0- 0	0- 0	0- 0				
7- 2	0- 1	0- 1	CONFERENCE	1- 0	6- 0	2- 0				
4- 0	0- 0	0- 0	HOME	1- 0	3- 0	1- 0				
3- 2	0- 1	0- 1	AWAY	0- 0	3- 0	1- 0				
0- 0	0- 0	0- 0	NEUTRAL	0- 0	0- 0	0- 0				

U  
C  
FU  
C  
F

RPI 1-25				RPI 26-50				Team's RPI: 46				RPI 51-100				RPI 101+			
RPI	S	Opponent	Score	RPI	S	Opponent	Score					RPI	S	Opponent	Score	RPI	S	Opponent	Score
2	A	UConn	44 80	31	A	South Fla.	45 62					60	A	UC Davis	62 55	137	H	UNI	53 43
												63	H	IUPUI	63 59	146	H	Davi dson	62 54
												65	H	Mercer	64 73	149	H	Wi chi ta St.	59 53
												74	A	Vi rgi ni a Tech	69 86	156	A	Paci fi c	74 78
												76	H	El on	57 71	166	A	Tul sa	47 44
												91	A	Chattanooga	58 57	167	H	Temple	76 46
												92	H	Tul ane	59 51	170	A	Ci nci nnati	50 38
																187	A	Samford	51 58
																193	A	Boston U.	47 32
																219	A	SMU	60 42
																219	H	SMU	58 43
																220	A	Gardner-Webb	65 30
																325	H	Ga. Southern	62 38
-----																			
LAST 12 Division I GAMES:																			
170	A	Ci nci nnati	50 38	149	H	Wi chi ta St.	59 53					219	A	SMU	60 42				
166	A	Tul sa	47 44									167	H	Temple	76 46				
219	H	SMU	58 43									146	H	Davi dson	62 54				
92	H	Tul ane	59 51									156	A	Paci fi c	74 78				
31	A	South Fla.	45 62									60	A	UC Davi s	62 55				
2	A	UConn	44 80																

Non-Div I Games:

UCF

Average RPI Win: 107		WON-LOST	WINNING	LAST 10	STRENGTH OF	OPP. STRENGTH	TEAM	ADJ.	CONF.	ADJ CONF.
Average RPI Loss: 24		RECORD	PCT. RANK	GAMES	SCHEDULE	OF SCHEDULE	RPI	RPI	RPI	RPI
DIV. I ONLY		17- 4	25	8- 2	12	3	8	8	4	4
DIV. I NON-CONF.		9- 2	34	2- 0	25	14	14	14	3	3
-----										
TOTALS		RPI 1-25		RPI 26-50	W-L RECORDS		RPI 51-100	RPI 101-999	RPI 201+	
17- 4		1- 2		5- 1	OVERALL		5- 1	6- 0	3- 0	
8- 2		1- 2		3- 0	HOME		0- 0	4- 0	3- 0	
7- 2		0- 0		1- 1	AWAY		4- 1	2- 0	0- 0	
2- 0		0- 0		1- 0	NEUTRAL		1- 0	0- 0	0- 0	
9- 2		1- 1		1- 0	NON-CONFERENCE		3- 1	4- 0	3- 0	
5- 1		1- 1		0- 0	HOME		0- 0	4- 0	3- 0	
2- 1		0- 0		0- 0	AWAY		2- 1	0- 0	0- 0	
2- 0		0- 0		1- 0	NEUTRAL		1- 0	0- 0	0- 0	
8- 2		0- 1		4- 1	CONFERENCE		2- 0	2- 0	0- 0	
3- 1		0- 1		3- 0	HOME		0- 0	0- 0	0- 0	
5- 1		0- 0		1- 1	AWAY		2- 0	2- 0	0- 0	
0- 0		0- 0		0- 0	NEUTRAL		0- 0	0- 0	0- 0	

RPI	S	Opponent	Score	RPI	S	Opponent	Score	RPI	S	Opponent	Score	RPI	S	Opponent	Score
2	H	UConn	60 78	27	A	Stanford	65 76	64	A	Oklahoma St.	72 87	143	A	Washington	86 69
4	H	Oregon	61 70	27	H	Stanford	64 53	66	A	Fordham	67 30	145	A	Colorado	93 55
9	H	Bayl or	82 68	33	A	Cal i forni a	82 46	70	N	Kansas St.	64 55	198	H	UC Santa Barbara	74 44
				33	H	Cal i forni a	60 52	79	A	Washington St.	79 71	244	H	UC Ri versi de	68 48
				38	H	Oregon St.	84 49	81	A	Utah	81 74	248	H	San Jose St.	129 69
				44	N	Creighton	72 63	94	A	Seton Hal l	77 68	259	H	Presbyteri an	76 40
-----															
LAST 12 Di vi si on I GAMES:															
				79	A	Washington St.	79 71	4	H	Oregon	61 70				
				143	A	Washington	86 69	38	H	Oregon St.	84 49				
				27	H	Stanford	64 53	33	A	Cal i forni a	82 46				
				33	H	Cal i forni a	60 52	27	A	Stanford	65 76				
				145	A	Col orado	93 55	66	A	Fordham	67 30				
				81	A	Utah	81 74	94	A	Seton Hal l	77 68				

Non-Di v I Games:

UCLA

Average RPI Win:	78	WON-LOST	WINNING	LAST 10	STRENGTH OF	OPP. STRENGTH	TEAM	ADJ.	CONF.	ADJ CONF.
Average RPI Loss:	0	RECORD	PCT. RANK	GAMES	SCHEDULE	OF SCHEDULE	RPI	RPI	RPI	RPI
DIV. I ONLY	20- 0	1	10- 0	4	1	2	2	8	8	
DIV. I NON-CONF.	11- 0	1	3- 0	1	1	1	1	7	7	
-----										
TOTALS	RPI 1-25	RPI 26-50	W-L RECORDS	RPI 51-100	RPI 101-999	RPI 201+				
20- 0	4- 0	8- 0	OVERALL	2- 0	6- 0	1- 0				
7- 0	2- 0	2- 0	HOME	1- 0	2- 0	0- 0				
9- 0	2- 0	3- 0	AWAY	0- 0	4- 0	1- 0				
4- 0	0- 0	3- 0	NEUTRAL	1- 0	0- 0	0- 0				
11- 0	4- 0	5- 0	NON-CONFERENCE	1- 0	1- 0	0- 0				
3- 0	2- 0	1- 0	HOME	0- 0	0- 0	0- 0				
4- 0	2- 0	1- 0	AWAY	0- 0	1- 0	0- 0				
4- 0	0- 0	3- 0	NEUTRAL	1- 0	0- 0	0- 0				
9- 0	0- 0	3- 0	CONFERENCE	1- 0	5- 0	1- 0				
4- 0	0- 0	1- 0	HOME	1- 0	2- 0	0- 0				
5- 0	0- 0	2- 0	AWAY	0- 0	3- 0	1- 0				
0- 0	0- 0	0- 0	NEUTRAL	0- 0	0- 0	0- 0				

RPI	S	Opponent	Score	RPI	S	Opponent	Score	RPI	S	Opponent	Score	RPI	S	Opponent	Score
1	H	Notre Dame	80 71	26	A	DePaul	103 69	57	N	Duquesne	104 52	164	A	Nevada	88 57
8	A	UCLA	78 60	27	N	Stanford	78 53	92	H	Tulane	98 45	166	H	Tulsa	78 60
11	A	Texas	75 71	31	A	South Fla.	100 49					167	A	Temple	113 57
22	H	Maryland	97 72	33	H	Cal i forni a	82 47					183	A	Memphi s	93 36
				37	N	Okl ahoma	88 64					183	H	Memphi s	97 49
				41	N	Mi chi gan St.	96 62					226	A	East Carol i na	96 35
				46	H	UCF	80 44								
				48	A	Houston	95 35								
LAST 12 Division I GAMES:															
				92	H	Tulane	98 45	46	H	UCF	80 44				
				183	A	Memphi s	93 36	31	A	South Fla.	100 49				
				167	A	Temple	113 57	226	A	East Carol i na	96 35				
				166	H	Tulsa	78 60	183	H	Memphi s	97 49				
				11	A	Texas	75 71	57	N	Duquesne	104 52				
				48	A	Houston	95 35	37	N	Okl ahoma	88 64				

Non-Div I Games:

UConn



UMBC				Through Games Of Jan. 30, 2018							
Average RPI Win:		348	WON-LOST	WINNING	LAST 10	STRENGTH OF	OPP. STRENGTH	TEAM	ADJ.	CONF.	ADJ CONF.
Average RPI Loss:		173	RECORD	PCT. RANK	GAMES	SCHEDULE	OF SCHEDULE	RPI	RPI	RPI	RPI
DIV. I ONLY		1- 19	345	1- 9	169	274	331	331	20	20	
DIV. I NON-CONF.		0- 12	337	0- 4	211	287	340	340	24	24	
-----											
TOTALS		RPI 1-25	RPI 26-50		W-L RECORDS		RPI 51-100		RPI 101-999		RPI 201+
1- 19		0- 0	0- 0		OVERALL		0- 6		1- 13		1- 7
1- 7		0- 0	0- 0		HOME		0- 3		1- 4		1- 2
0- 10		0- 0	0- 0		AWAY		0- 3		0- 7		0- 3
0- 2		0- 0	0- 0		NEUTRAL		0- 0		0- 2		0- 2
0- 12		0- 0	0- 0		NON-CONFERENCE		0- 3		0- 9		0- 6
0- 4		0- 0	0- 0		HOME		0- 1		0- 3		0- 1
0- 6		0- 0	0- 0		AWAY		0- 2		0- 4		0- 3
0- 2		0- 0	0- 0		NEUTRAL		0- 0		0- 2		0- 2
1- 7		0- 0	0- 0		CONFERENCE		0- 3		1- 4		1- 1
1- 3		0- 0	0- 0		HOME		0- 2		1- 1		1- 1
0- 4		0- 0	0- 0		AWAY		0- 1		0- 3		0- 0
0- 0		0- 0	0- 0		NEUTRAL		0- 0		0- 0		0- 0

RPI 1-25				RPI 26-50				RPI 51-100				RPI 101+ Team's RPI: 331			
RPI	S	Opponent	Score	RPI	S	Opponent	Score	RPI	S	Opponent	Score	RPI	S	Opponent	Score
								52	A	Princeton	40 77	110	A	George Mason	38 58
								66	A	Fordham	46 55	154	A	Hartford	54 65
								67	H	Albany (NY)	75 78	161	A	Binghamton	51 81
								71	H	American	48 61	179	A	New Hampshire	51 56
								82	A	Maine	36 69	196	H	Columbia	44 60
								82	H	Maine	50 64	199	H	Denver	48 70
												209	A	Hofstra	55 71
												229	N	St. Bonaventure	54 63
												266	N	North Dakota St.	53 67
												274	H	LIU Brooklyn	52 66
												281	A	Towson	64 95
												292	H	Vermont	58 72
												309	A	UMES	43 66
												348	H	UMass Lowell	66 54
-----															
LAST 12 Division I GAMES:															
				82	A	Maine	36 69	292	H	Vermont	58 72				
				161	A	Binghamton	51 81	179	A	New Hampshire	51 56				
				67	H	Albany (NY)	75 78	52	A	Princeton	40 77				
				154	A	Hartford	54 65	309	A	UMES	43 66				
				348	H	UMass Lowell	66 54	110	A	George Mason	38 58				
				82	H	Maine	50 64	199	H	Denver	48 70				

Non-Div I Games: Gettysburg 72 45

UMBC

■ Loss, 
 ■ Non-Conf, S Site, 
 ■ Home 
 ■ Away 
 N Neutral

Average RPI Win:	315	WON-LOST	WINNING	LAST 10	STRENGTH OF	OPP. STRENGTH	TEAM	ADJ.	CONF.	ADJ CONF.
Average RPI Loss:	177	RECORD	PCT. RANK	GAMES	SCHEDULE	OF SCHEDULE	RPI	RPI	RPI	RPI
DIV. I ONLY	4- 14	301	3- 7	255	306	309	309	31	31	
DIV. I NON-CONF.	1- 8	313	1- 2	99	158	282	282	30	30	
-----										
TOTALS	RPI 1-25	RPI 26-50	W-L RECORDS	RPI 51-100	RPI 101-999	RPI 201+				
4- 14	0- 2	0- 0	OVERALL	0- 1	4- 11	4- 7				
3- 4	0- 0	0- 0	HOME	0- 0	3- 4	3- 3				
1- 9	0- 2	0- 0	AWAY	0- 1	1- 6	1- 4				
0- 1	0- 0	0- 0	NEUTRAL	0- 0	0- 1	0- 0				
1- 8	0- 2	0- 0	NON-CONFERENCE	0- 1	1- 5	1- 2				
1- 1	0- 0	0- 0	HOME	0- 0	1- 1	1- 1				
0- 6	0- 2	0- 0	AWAY	0- 1	0- 3	0- 1				
0- 1	0- 0	0- 0	NEUTRAL	0- 0	0- 1	0- 0				
3- 6	0- 0	0- 0	CONFERENCE	0- 0	3- 6	3- 5				
2- 3	0- 0	0- 0	HOME	0- 0	2- 3	2- 2				
1- 3	0- 0	0- 0	AWAY	0- 0	1- 3	1- 3				
0- 0	0- 0	0- 0	NEUTRAL	0- 0	0- 0	0- 0				

RPI 1-25				RPI 26-50				RPI 51-100				RPI 101+ Team's RPI: 309			
RPI	S	Opponent	Score	RPI	S	Opponent	Score	RPI	S	Opponent	Score	RPI	S	Opponent	Score
24	A	Buffalo	41 76					74	A	Virginia Tech	52 90	103	A	Wake Forest	50 92
25	A	Syracuse	45 68									110	A	George Mason	68 82
												151	H	Bethune-Cookman	48 55
												161	N	Binghamton	51 68
												202	H	Hampton	65 70
												224	H	N. C. A&T	45 57
												226	A	East Carolina	54 64
												250	H	Howard	58 52
												261	H	Mt. St. Mary's	63 66
												287	A	Morgan St.	50 63
												293	A	Coppin St.	63 69
												331	H	UMBC	66 43
												333	A	South Carolina St.	51 54
												334	H	N. C. Central	84 73
												345	A	Savannah St.	68 56
LAST 12 Division I GAMES:															
293	A	Coppin St.	63 69	151	H	Bethune-Cookman	48 55								
250	H	Howard	58 52	202	H	Hampton	65 70								
334	H	N. C. Central	84 73	287	A	Morgan St.	50 63								
224	H	N. C. A&T	45 57	226	A	East Carolina	54 64								
333	A	South Carolina St.	51 54	331	H	UMBC	66 43								
345	A	Savannah St.	68 56	261	H	Mt. St. Mary's	63 66								

Non-Div I Games: Wesley 97 30 Alas. Anchorage 59 69 Valley Forge 92 38

UMES



Average RPI		Winn: 270	WON-LOST RECORD	WINNING PCT. RANK	LAST 10 GAMES	STRENGTH OF SCHEDULE	OPP. STRENGTH OF SCHEDULE	TEAM RPI	ADJ. RPI	CONF. RPI	ADJ CONF. RPI
Loss: 241											
DIV. I ONLY			2- 18	334	0- 10	336	343	348	348	20	20
DIV. I NON-CONF.			2- 10	300	0- 4	347	347	348	348	24	24
TOTALS		RPI 1-25		RPI 26-50		W-L RECORDS		RPI 51-100	RPI 101-999		RPI 201+
2- 18	0- 0			0- 0		OVERALL		0- 1	2- 17		1- 13
1- 7	0- 0			0- 0		HOME		0- 1	1- 6		0- 4
1- 11	0- 0			0- 0		AWAY		0- 0	1- 11		1- 9
0- 0	0- 0			0- 0		NEUTRAL		0- 0	0- 0		0- 0
2- 10	0- 0			0- 0		NON-CONFERENCE		0- 0	2- 10		1- 10
1- 4	0- 0			0- 0		HOME		0- 0	1- 4		0- 4
1- 6	0- 0			0- 0		AWAY		0- 0	1- 6		1- 6
0- 0	0- 0			0- 0		NEUTRAL		0- 0	0- 0		0- 0
0- 8	0- 0			0- 0		CONFERENCE		0- 1	0- 7		0- 3
0- 3	0- 0			0- 0		HOME		0- 1	0- 2		0- 0
0- 5	0- 0			0- 0		AWAY		0- 0	0- 5		0- 3
0- 0	0- 0			0- 0		NEUTRAL		0- 0	0- 0		0- 0

RPI 1-25				RPI 26-50				RPI 51-100				RPI 101+				Team's RPI: 348	
RPI	S	Opponent	Score	RPI	S	Opponent	Score	RPI	S	Opponent	Score	RPI	S	Opponent	Score		
								67	H	Al bany (NY)	52 61	154	A	Hartford	56 78		
												154	H	Hartford	42 81		
												161	H	Binghamton	46 76		
												179	A	New Hampshire	45 66		
												196	H	Columbia	77 70		
												222	A	Stony Brook	50 59		
												223	H	Holy Cross	56 84		
												232	A	Texas Tech	65 93		
												260	A	Fairfield	67 78		
												263	A	Fairleigh Dickinson	51 60		
												270	A	Colgate	64 84		
												280	H	Cornell	53 71		
												287	H	Morgan St.	59 65		
												288	H	Massachusetts	63 73		
												292	A	Vermont	55 63		
												329	A	Rhode Island	64 81		
												331	A	UMBC	54 66		
												343	A	Saint Peter's	66 60		
												349	A	Longwood	82 84		
LAST 12 Division I GAMES:																	
												154	H	Hartford	42 81		
												222	A	Stony Brook	55 63		
												161	H	Binghamton	46 76		
												67	H	Al bany (NY)	52 61		
												179	A	New Hampshire	45 66		
												331	A	UMBC	54 66		
												263	A	Fairleigh Dickinson	51 60		

Non-Div I Games:	Fisher	102	47
------------------	--------	-----	----

UMass Lowell I

■ Loss, ■ Non-Conf, S Site, H Home A Away N Neutral

Average RPI Win:	261	WON-LOST	WINNING	LAST 10	STRENGTH OF	OPP. STRENGTH	TEAM	ADJ.	CONF.	ADJ CONF.
Average RPI Loss:	170	RECORD	PCT. RANK	GAMES	SCHEDULE	OF SCHEDULE	RPI	RPI	RPI	RPI
DIV. I ONLY	9- 10	194	7- 3	284	275	240	240	28	28	
DIV. I NON-CONF.	2- 8	290	2- 1	281	167	309	309	28	28	
-----										
TOTALS	RPI 1-25	RPI 26-50	W-L RECORDS	RPI 51-100	RPI 101-999	RPI 201+				
9- 10	0- 1	0- 0	OVERALL	0- 1	9- 8	7- 3				
3- 6	0- 0	0- 0	HOME	0- 1	3- 5	2- 1				
6- 4	0- 1	0- 0	AWAY	0- 0	6- 3	5- 2				
0- 0	0- 0	0- 0	NEUTRAL	0- 0	0- 0	0- 0				
2- 8	0- 1	0- 0	NON-CONFERENCE	0- 1	2- 6	2- 2				
1- 4	0- 0	0- 0	HOME	0- 1	1- 3	1- 0				
1- 4	0- 1	0- 0	AWAY	0- 0	1- 3	1- 2				
0- 0	0- 0	0- 0	NEUTRAL	0- 0	0- 0	0- 0				
7- 2	0- 0	0- 0	CONFERENCE	0- 0	7- 2	5- 1				
2- 2	0- 0	0- 0	HOME	0- 0	2- 2	1- 1				
5- 0	0- 0	0- 0	AWAY	0- 0	5- 0	4- 0				
0- 0	0- 0	0- 0	NEUTRAL	0- 0	0- 0	0- 0				

RPI 1-25				RPI 26-50				RPI 51-100				RPI 101+ Team's RPI: 240			
RPI	S	Opponent	Score	RPI	S	Opponent	Score	RPI	S	Opponent	Score	RPI	S	Opponent	Score
17	A	NC State	55 87					65	H	Mercer	56 67	108	H	Liberty	48 41
												120	H	Middle Tenn.	57 72
												133	H	High Point	45 58
												146	A	Davidson	50 58
												172	H	Charlotte	47 51
												188	H	Furman	63 71
												189	A	Radford	67 56
												220	A	Gardner-Webb	61 60
												257	A	Campbell	60 52
												259	H	Presbyterian	74 76
												271	H	Appalachian St.	69 60
												277	A	Wofford	68 70
												305	A	USC Upstate	76 70
												317	A	Charleston So.	78 61
												321	A	Western Caro.	52 62
												337	A	Winthrop	70 48
												349	H	Longwood	82 52
-----															
LAST 12 Division I GAMES:															
220	A	Gardner-Webb	61 60	189	A	Radford	67 56	133	H	High Point	45 58				
259	H	Presbyterian	74 76	257	A	Campbell	60 52	188	H	Furman	63 71				
317	A	Charleston So.	78 61	271	H	Appalachian St.	69 60	305	A	USC Upstate	76 70				
337	A	Winthrop	70 48												
108	H	Liberty	48 41												
349	H	Longwood	82 52												

Non-Div I Games: Warren Wilson 100 53

UNC Asheville

Average RPI Win: 274  
Average RPI Loss: 158

WON-LOST  
RECORD

WINNING  
PCT. RANK

LAST 10  
GAMES

STRENGTH OF  
SCHEDULE

OPP. STRENGTH  
OF SCHEDULE

TEAM  
RPI

ADJ.  
RPI

CONF.  
RPI

ADJ CONF.  
RPI

DIV. I ONLY	6- 12	261	4- 5	164	280	231	231	17	17
DIV. I NON-CONF.	3- 8	268	1- 2	190	334	257	257	17	17
<hr/>									
TOTALS	RPI 1-25	RPI 26-50	W-L RECORDS	RPI 51-100	RPI 101-999	RPI 201+			
6- 12	0- 1	0- 1	OVERALL	0- 2	6- 8	5- 4			
3- 3	0- 0	0- 0	HOME	0- 0	3- 3	2- 2			
3- 9	0- 1	0- 1	AWAY	0- 2	3- 5	3- 2			
0- 0	0- 0	0- 0	NEUTRAL	0- 0	0- 0	0- 0			
3- 8	0- 1	0- 1	NON-CONFERENCE	0- 0	3- 6	3- 4			
1- 3	0- 0	0- 0	HOME	0- 0	1- 3	1- 2			
2- 5	0- 1	0- 1	AWAY	0- 0	2- 3	2- 2			
0- 0	0- 0	0- 0	NEUTRAL	0- 0	0- 0	0- 0			
3- 4	0- 0	0- 0	CONFERENCE	0- 2	3- 2	2- 0			
2- 0	0- 0	0- 0	HOME	0- 0	2- 0	1- 0			
1- 4	0- 0	0- 0	AWAY	0- 2	1- 2	1- 0			
0- 0	0- 0	0- 0	NEUTRAL	0- 0	0- 0	0- 0			

RPI 1-25				RPI 26-50				RPI 51-100				RPI 101+ Team's RPI: 231			
RPI	S	Opponent	Score	RPI	S	Opponent	Score	RPI	S	Opponent	Score	RPI	S	Opponent	Score
15	A	Duke	54 85	28	A	Virginia	50 68	65	A	Mercer	57 80	127	A	ETSU	52 60
								91	A	Chattanooga	42 49	133	H	High Point	72 81
												187	A	Samford	48 56
												188	H	Furman	76 74
												189	A	Radford	53 56
												209	A	Norfolk St.	63 64
												257	H	Campbell	61 72
												259	A	Presbyterian	64 57
												277	H	Wofford	66 51
												285	A	Coastal Caro.	60 54
												296	A	Eastern Ky.	59 70
												298	H	Murray St.	52 63
												316	H	VCU	74 61
												321	A	Western Caro.	88 67
<hr/>															
LAST 12 Division I GAMES:															
321	A	Western Caro.	88 67	91	A	Chattanooga	42 49	133	H	High Point	72 81	259	A	Presbyterian	64 57
187	A	Samford	48 56	209	A	Norfolk St.	63 64	298	H	Murray St.	52 63	15	A	Duke	54 85
65	A	Mercer	57 80	277	H	Wofford	66 51	127	A	ETSU	52 60				

Non-Div I Games: Greensboro 82 34 Tusculum 69 71 Lees-McRae 78 62 Southern Wesleyan 96 35  
UNCG

Loss, Non-Conf, S Site, H Home A Away N Neutral

Average RPI Win: 293  
Average RPI Loss: 150

WON-LOST  
RECORD

WINNING  
PCT. RANK

LAST 10  
GAMES

STRENGTH OF  
SCHEDULE

OPP. STRENGTH  
OF SCHEDULE

TEAM  
RPI

ADJ.  
RPI

CONF.  
RPI

ADJ CONF.  
RPI

DIV. I ONLY	5- 13	287	1- 9	181	233	276	276	10	10
DIV. I NON-CONF.	5- 4	146	2- 1	323	300	226	226	13	13
<hr/>									
TOTALS	RPI 1-25	RPI 26-50	W-L RECORDS	RPI 51-100	RPI 101-999	RPI 201+			
5- 13	0- 0	0- 1	OVERALL	0- 3	5- 9	5- 3			
4- 5	0- 0	0- 0	HOME	0- 1	4- 4	4- 1			
1- 8	0- 0	0- 1	AWAY	0- 2	1- 5	1- 2			
0- 0	0- 0	0- 0	NEUTRAL	0- 0	0- 0	0- 0			
5- 4	0- 0	0- 0	NON-CONFERENCE	0- 1	5- 3	5- 1			
4- 0	0- 0	0- 0	HOME	0- 0	4- 0	4- 0			
1- 4	0- 0	0- 0	AWAY	0- 1	1- 3	1- 1			
0- 0	0- 0	0- 0	NEUTRAL	0- 0	0- 0	0- 0			
0- 9	0- 0	0- 1	CONFERENCE	0- 2	0- 6	0- 2			
0- 5	0- 0	0- 0	HOME	0- 1	0- 4	0- 1			
0- 4	0- 0	0- 1	AWAY	0- 1	0- 2	0- 1			
0- 0	0- 0	0- 0	NEUTRAL	0- 0	0- 0	0- 0			

RPI 1-25	RPI 26-50	RPI 51-100	RPI 101+	Team's RPI: 276
RPI S Opponent Score	RPI S Opponent Score	RPI S Opponent Score	RPI S Opponent Score	
	42 A Drexel 42 68	76 A El on 67 75 86 A North Carol i na 60 86 89 H James Madi son 48 63	121 A Delaware 62 80 121 H Delaware 49 82 138 H William & Mary 53 66 153 H Northeastern 47 54 162 A Pi ttsburgh 55 74 188 A Furman 71 76 209 H Hofstra 61 69 226 H East Carol i na 66 62 277 A Wofford 65 60 281 A Towson 71 72 285 A Coastal Caro. 41 57 313 H Georgi a St. 74 62 316 H VCU 83 67 334 H N. C. Central 89 63	
LAST 12 Di vi si on I GAMES:				
121 A Delaware 62 80	153 H Northeastern 47 54			
89 H James Madi son 48 63	138 H William & Mary 53 66			
121 H Delaware 49 82	76 A El on 67 75			
42 A Drexel 42 68	313 H Georgi a St. 74 62			
281 A Towson 71 72	277 A Wofford 65 60			
209 H Hofstra 61 69	162 A Pi ttsburgh 55 74			

Non-Di v I Games: Catawba 74 59 UNC Pembroke 73 64

UNCW

Loss, Non-Conf, S Site, H Home A Away N Neutral

Average RPI Win:	217	WON-LOST	WINNING	LAST 10	STRENGTH OF	OPP. STRENGTH	TEAM	ADJ.	CONF.	ADJ CONF.
Average RPI Loss:	97	RECORD	PCT. RANK	GAMES	SCHEDULE	OF SCHEDULE	RPI	RPI	RPI	RPI
DIV. I ONLY	9- 10	194	7- 3	147	110	137	137	24	24	
DIV. I NON-CONF.	3- 7	254	1- 1	36	6	121	121	22	22	
-----										
TOTALS	RPI 1-25	RPI 26-50	W-L RECORDS	RPI 51-100	RPI 101-999	RPI 201+				
9- 10	0- 0	0- 4	OVERALL	2- 2	7- 4	6- 1				
5- 2	0- 0	0- 1	HOME	0- 1	5- 0	4- 0				
3- 8	0- 0	0- 3	AWAY	1- 1	2- 4	2- 1				
1- 0	0- 0	0- 0	NEUTRAL	1- 0	0- 0	0- 0				
3- 7	0- 0	0- 4	NON-CONFERENCE	2- 1	1- 2	0- 1				
1- 2	0- 0	0- 1	HOME	0- 1	1- 0	0- 0				
1- 5	0- 0	0- 3	AWAY	1- 0	0- 2	0- 1				
1- 0	0- 0	0- 0	NEUTRAL	1- 0	0- 0	0- 0				
6- 3	0- 0	0- 0	CONFERENCE	0- 1	6- 2	6- 0				
4- 0	0- 0	0- 0	HOME	0- 0	4- 0	4- 0				
2- 3	0- 0	0- 0	AWAY	0- 1	2- 2	2- 0				
0- 0	0- 0	0- 0	NEUTRAL	0- 0	0- 0	0- 0				

RPI 1-25				RPI 26-50				RPI 51-100				RPI 101+				Team's RPI: 137	
RPI	S	Opponent	Score	RPI	S	Opponent	Score	RPI	S	Opponent	Score	RPI	S	Opponent	Score		
				30	H	Iowa	47 71	54	N	Wyoming	55 40	126	A	Missouri St.	52 62		
				40	A	South Dakota St.	47 57	63	H	IUPUI	48 54	130	H	Iowa St.	57 53		
				44	A	Creighton	78 89	70	A	Kansas St.	72 71	140	A	Southern Ill.	53 60		
				46	A	UCF	43 53	95	A	Drake	64 81	152	A	North Dakota	72 80		
												233	A	Omaha	74 78		
												236	A	Bradley	51 40		
												253	H	Indiana St.	59 53		
												268	A	Illinois St.	58 36		
												286	H	Valparaiso	77 56		
												308	H	Loyola Chicago	70 41		
												347	H	Evansville	65 41		
-----																	
Team's RPI: 137																	
LAST 12 Division I GAMES:																	
				268	A	Illinois St.	58 36	140	A	Southern Ill.	53 60						
				236	A	Bradley	51 40	286	H	Valparaiso	77 56						
				95	A	Drake	64 81	308	H	Loyola Chicago	70 41						
				253	H	Indiana St.	59 53	70	A	Kansas St.	72 71						
				347	H	Evansville	65 41	30	H	Iowa	47 71						
				126	A	Missouri St.	52 62	233	A	Omaha	74 78						

Non-Div I Games: Wis.-Parkside 92 62

UNI



Average RPI Win:	196	WON-LOST	WINNING	LAST 10	STRENGTH OF	OPP. STRENGTH	TEAM	ADJ.	CONF.	ADJ CONF.
Average RPI Loss:	96	RECORD	PCT. RANK	GAMES	SCHEDULE	OF SCHEDULE	RPI	RPI	RPI	RPI
DIV. I ONLY	11- 8	126	6- 4	58	127	104	104	16	16	
DIV. I NON-CONF.	5- 6	187	1- 3	8	81	93	93	16	16	
-----										
TOTALS	RPI 1-25	RPI 26-50	W-L RECORDS	RPI 51-100	RPI 101-999	RPI 201+				
11- 8	0- 3	0- 1	OVERALL	2- 1	9- 3	6- 1				
7- 4	0- 2	0- 0	HOME	0- 1	7- 1	4- 0				
4- 2	0- 0	0- 1	AWAY	2- 0	2- 1	2- 0				
0- 2	0- 1	0- 0	NEUTRAL	0- 0	0- 1	0- 1				
5- 6	0- 3	0- 1	NON-CONFERENCE	1- 1	4- 1	2- 1				
4- 3	0- 2	0- 0	HOME	0- 1	4- 0	2- 0				
1- 1	0- 0	0- 1	AWAY	1- 0	0- 0	0- 0				
0- 2	0- 1	0- 0	NEUTRAL	0- 0	0- 1	0- 1				
6- 2	0- 0	0- 0	CONFERENCE	1- 0	5- 2	4- 0				
3- 1	0- 0	0- 0	HOME	0- 0	3- 1	2- 0				
3- 1	0- 0	0- 0	AWAY	1- 0	2- 1	2- 0				
0- 0	0- 0	0- 0	NEUTRAL	0- 0	0- 0	0- 0				

RPI 1-25				RPI 26-50				RPI 51-100				RPI 101+ Team's RPI: 104			
RPI	S	Opponent	Score	RPI	S	Opponent	Score	RPI	S	Opponent	Score	RPI	S	Opponent	Score
3	H	Mississippi St.	63 103	27	A	Stanford	33 74	53	H	Minnesota	72 79	132	H	Portland St.	88 80
24	N	Buffalo	53 80					55	A	Gonzaga	52 50	148	H	Colorado St.	56 52
25	H	Syracuse	55 69					72	A	New Mexico	68 66	177	H	UC Irvine	73 54
												192	H	Fresno St.	72 74
												200	A	Boise St.	60 69
												209	H	Hofstra	68 52
												237	A	San Diego St.	75 64
												244	N	UC Riverside	88 95
												248	H	San Jose St.	79 60
												264	H	Grand Canyon	76 47
												295	A	Utah St.	63 54
												322	H	Air Force	69 57
LAST 12 Division I GAMES:															
237	A	San Diego St.	75 64	248	H	San Jose St.	79 60	200	A	Boise St.	60 69				
192	H	Fresno St.	72 74	25	H	Syracuse	55 69	3	H	Mississippi St.	63 103				
148	H	Colorado St.	56 52	27	A	Stanford	33 74	55	A	Gonzaga	52 50				
72	A	New Mexico	68 66												
322	H	Air Force	69 57												
295	A	Utah St.	63 54												

Non-Div I Games:

UNLV

Average RPI Win: 319

Average RPI Loss: 176

WON-LOST  
RECORDWINNING  
PCT. RANKLAST 10  
GAMESSTRENGTH OF  
SCHEDULEOPP. STRENGTH  
OF SCHEDULETEAM  
RPIADJ.  
RPICONF.  
RPIADJ CONF.  
RPIDIV. I ONLY  
DIV. I NON-CONF.4- 14  
2- 10301  
3003- 6  
2- 3219  
209329  
342305  
335305  
33522  
2122  
21

TOTALS

RPI 1-25

RPI 26-50

W-L RECORDS

RPI 51-100

RPI 101-999

RPI 201+

4- 14

0- 0

0- 1

OVERALL

0- 2

4- 11

4- 7

3- 6

0- 0

0- 0

HOME

0- 0

3- 6

3- 4

1- 8

0- 0

0- 1

AWAY

0- 2

1- 5

1- 3

0- 0

0- 0

0- 0

NEUTRAL

0- 0

0- 0

0- 0

2- 10

0- 0

0- 0

NON-CONFERENCE

0- 2

2- 8

2- 6

2- 4

0- 0

0- 0

HOME

0- 0

2- 4

2- 3

0- 6

0- 0

0- 0

AWAY

0- 2

0- 4

0- 3

0- 0

0- 0

0- 0

NEUTRAL

0- 0

0- 0

0- 0

2- 4

0- 0

0- 1

CONFERENCE

0- 0

2- 3

2- 1

1- 2

0- 0

0- 0

HOME

0- 0

1- 2

1- 1

1- 2

0- 0

0- 1

AWAY

0- 0

1- 1

1- 0

0- 0

0- 0

0- 0

NEUTRAL

0- 0

0- 0

0- 0

RPI 1-25

RPI 26-50

RPI 51-100

RPI 101+

Team's RPI: 305

RPI S Opponent Score

RPI S Opponent Score

RPI S Opponent Score

RPI S Opponent Score

34 A FGCU

60 93

64 A Oklahoma St. 71 108

74 A Virginia Tech 56 87

116 H Jacksonville 45 71

138 A William &amp; Mary 63 83

175 A Stetson 61 62

188 H Furman 59 80

220 A Gardner-Webb 39 60

226 A East Carolina 53 66

233 H Omaha 66 69

240 H UNC Asheville 70 76

245 H North Florida 61 65

257 A Campbell 49 69

259 H Presbyterian 69 83

269 H Kennesaw St. 65 61

333 H South Carolina St. 63 44

334 H N.C. Central 66 61

341 A NJIT 95 57

LAST 12 Division I GAMES:

269 H Kennesaw St. 65 61 334 H N.C. Central 66 61

116 H Jacksonville 45 71 64 A Oklahoma St. 71 108

245 H North Florida 61 65 240 H UNC Asheville 70 76

34 A FGCU 60 93 333 H South Carolina St. 63 44

175 A Stetson 61 62 138 A William &amp; Mary 63 83

341 A NJIT 95 57 188 H Furman 59 80

Non-Div I Games:

Brevard

109 39

Converse

71 51

Bob Jones

79 45

USC Upstate

Loss, Non-Conf, S Site, H Home A Away N Neutral

UT Arlington				Through Games Of Jan. 30, 2018							
Average RPI	Win:	243	WON-LOST	WINNING	LAST 10	STRENGTH OF	OPP. STRENGTH	TEAM	ADJ.	CONF.	ADJ CONF.
Average RPI	Loss:	138	RECORD	PCT. RANK	GAMES	SCHEDULE	OF SCHEDULE	RPI	RPI	RPI	RPI
DIV. I ONLY			11- 10	161	5- 5	285	138	206	206	23	23
DIV. I NON-CONF.			6- 5	153	1- 1	224	50	156	156	23	23
-----											
TOTALS		RPI 1-25		RPI 26-50		W-L RECORDS		RPI 51-100		RPI 101-999	RPI 201+
11- 10		0- 0		0- 1		OVERALL		0- 5		11- 4	7- 3
8- 2		0- 0		0- 1		HOME		0- 1		8- 0	4- 0
3- 8		0- 0		0- 0		AWAY		0- 4		3- 4	3- 3
0- 0		0- 0		0- 0		NEUTRAL		0- 0		0- 0	0- 0
6- 5		0- 0		0- 1		NON-CONFERENCE		0- 4		6- 0	3- 0
5- 1		0- 0		0- 1		HOME		0- 0		5- 0	2- 0
1- 4		0- 0		0- 0		AWAY		0- 4		1- 0	1- 0
0- 0		0- 0		0- 0		NEUTRAL		0- 0		0- 0	0- 0
5- 5		0- 0		0- 0		CONFERENCE		0- 1		5- 4	4- 3
3- 1		0- 0		0- 0		HOME		0- 1		3- 0	2- 0
2- 4		0- 0		0- 0		AWAY		0- 0		2- 4	2- 3
0- 0		0- 0		0- 0		NEUTRAL		0- 0		0- 0	0- 0

RPI 1-25				RPI 26-50				RPI 51-100				RPI 101+ Team's RPI: 206			
RPI	S	Opponent	Score	RPI	S	Opponent	Score	RPI	S	Opponent	Score	RPI	S	Opponent	Score
				48	H	Houston	58 62	70	A	Kansas St.	56 70	114	A	Little Rock	57 59
								73	A	Georgia Tech	52 80	159	H	Louisiana	63 61
								81	A	Utah	41 71	163	H	San Francisco	56 54
								88	H	South Ala.	63 76	191	H	Oral Roberts	70 46
								93	A	Arkansas	57 91	192	H	Fresno St.	67 54
												203	A	Arkansas St.	80 85
												218	H	Troy	76 57
												219	H	SMU	58 55
												271	A	Appalachian St.	64 60
												285	A	Coastal Caro.	76 89
												301	H	Incarnate Word	61 48
												313	A	Georgia St.	81 76
												315	A	UTSA	69 68
												325	A	Ga. Southern	68 73
												332	H	La. -Monroe	70 61
-----															
LAST 12 Division I GAMES:															
				325	A	Ga. Southern	68 73	88	H	South Ala.	63 76				
				313	A	Georgia St.	81 76	218	H	Troy	76 57				
				332	H	La. -Monroe	70 61	271	A	Appalachian St.	64 60				
				159	H	Louisiana	63 61	285	A	Coastal Caro.	76 89				
				203	A	Arkansas St.	80 85	163	H	San Francisco	56 54				
				114	A	Little Rock	57 59	93	A	Arkansas	57 91				

Non-Div I Games:

UT Arlington

UT Martin				Through Games Of Jan. 30, 2018							
Average RPI	Win:	291	WON-LOST	WINNING	LAST 10	STRENGTH OF	OPP. STRENGTH	TEAM	ADJ.	CONF.	ADJ CONF.
Average RPI	Loss:	135	RECORD	PCT. RANK	GAMES	SCHEDULE	OF SCHEDULE	RPI	RPI	RPI	RPI
DIV. I ONLY			8- 12	229	6- 4	204	250	228	228	26	26
DIV. I NON-CONF.			2- 8	290	0- 2	120	98	268	268	27	27
-----											
TOTALS		RPI 1-25		RPI 26-50		W-L RECORDS		RPI 51-100	RPI 101-999	RPI 201+	
8- 12		0- 1		0- 1		OVERALL		0- 3	8- 7	7- 4	
4- 3		0- 0		0- 0		HOME		0- 1	4- 2	4- 1	
4- 7		0- 1		0- 1		AWAY		0- 1	4- 4	3- 2	
0- 2		0- 0		0- 0		NEUTRAL		0- 1	0- 1	0- 1	
2- 8		0- 1		0- 1		NON-CONFERENCE		0- 2	2- 4	2- 2	
2- 1		0- 0		0- 0		HOME		0- 0	2- 1	2- 0	
0- 5		0- 1		0- 1		AWAY		0- 1	0- 2	0- 1	
0- 2		0- 0		0- 0		NEUTRAL		0- 1	0- 1	0- 1	
6- 4		0- 0		0- 0		CONFERENCE		0- 1	6- 3	5- 2	
2- 2		0- 0		0- 0		HOME		0- 1	2- 1	2- 1	
4- 2		0- 0		0- 0		AWAY		0- 0	4- 2	3- 1	
0- 0		0- 0		0- 0		NEUTRAL		0- 0	0- 0	0- 0	

RPI 1-25				RPI 26-50				RPI 51-100				RPI 101+ Team's RPI: 228			
RPI	S	Opponent	Score	RPI	S	Opponent	Score	RPI	S	Opponent	Score	RPI	S	Opponent	Score
5	A	Louisville	56 91	47	A	Purdue	58 60	77	H	Belmont	63 65	134	A	SIUE	70 73
								87	N	Saint Mary's (CA)	58 69	140	A	Southern Ill.	72 84
								91	A	Chattanooga	82 87	165	A	Jacksonville St.	61 57
												176	H	Northwestern	63 71
												203	A	Arkansas St.	73 84
												205	N	Eastern Wash.	58 61
												215	H	Morehead St.	76 81
												224	H	N.C. A&T	76 63
												243	A	Austin Peay	62 69
												296	H	Eastern Ky.	77 49
												298	A	Murray St.	97 80
												321	H	Western Caro.	62 54
												330	A	Tennessee Tech	67 51
												344	A	Eastern Ill.	72 44
												346	H	Tennessee St.	80 68
-----															
LAST 12 Division I GAMES:															
330	A	Tennessee Tech	67 51	298	A	Murray St.	97 80								
165	A	Jacksonville St.	61 57	243	A	Austin Peay	62 69								
134	A	SIUE	70 73	77	H	Belmont	63 65								
344	A	Eastern Ill.	72 44	346	H	Tennessee St.	80 68								
215	H	Morehead St.	76 81	205	N	Eastern Wash.	58 61								
296	H	Eastern Ky.	77 49	47	A	Purdue	58 60								

U  
T  
E  
P

UTEP				Through Games Of Jan. 30, 2018												
Average RPI Win:		231	WON-LOST RECORD		WINNING PCT. RANK		LAST 10 GAMES		STRENGTH OF SCHEDULE		OPP. STRENGTH OF SCHEDULE		TEAM RPI	ADJ. RPI	CONF. RPI	ADJ CONF. RPI
Average RPI Loss:		148														
DIV. I ONLY		13- 7		88		6- 4		178		261		117	117	18	18	
DIV. I NON-CONF.		9- 4		82		4- 1		251		302		122	122	19	19	
-----																
TOTALS		RPI 1-25		RPI 26-50		W-L RECORDS		RPI 51-100		RPI 101-999		RPI 201+				
13- 7		0- 0		0- 0		OVERALL		1- 2		12- 5		9- 2				
7- 2		0- 0		0- 0		HOME		1- 1		6- 1		4- 0				
4- 5		0- 0		0- 0		AWAY		0- 1		4- 4		4- 2				
2- 0		0- 0		0- 0		NEUTRAL		0- 0		2- 0		1- 0				
9- 4		0- 0		0- 0		NON-CONFERENCE		1- 2		8- 2		7- 2				
5- 1		0- 0		0- 0		HOME		1- 1		4- 0		4- 0				
2- 3		0- 0		0- 0		AWAY		0- 1		2- 2		2- 2				
2- 0		0- 0		0- 0		NEUTRAL		0- 0		2- 0		1- 0				
4- 3		0- 0		0- 0		CONFERENCE		0- 0		4- 3		2- 0				
2- 1		0- 0		0- 0		HOME		0- 0		2- 1		0- 0				
2- 2		0- 0		0- 0		AWAY		0- 0		2- 2		2- 0				
0- 0		0- 0		0- 0		NEUTRAL		0- 0		0- 0		0- 0				
-----																
RPI 1-25				RPI 26-50				RPI 51-100				RPI 101+				Team's RPI: 117
RPI	S	Opponent	Score	RPI	S	Opponent	Score	RPI	S	Opponent	Score	RPI	S	Opponent	Score	
								72	H	New Mexico	35 59	115	A	Rice	42 56	
								92	A	Tulane	56 67	120	H	Middle Tenn.	45 54	
								93	H	Arkansas	64 61	172	H	Charlotte	67 58	
												184	A	Fla. Atlantic	66 72	
												184	H	Fla. Atlantic	75 70	
												187	N	Samford	46 33	
												203	A	Arkansas St.	73 76	
												226	N	East Carolina	93 79	
												234	A	North Texas	50 48	
												241	H	Texas Southern	65 55	
												244	A	UC Riverside	73 62	
												247	H	CSU Bakersfield	67 56	
												249	A	New Mexico St.	68 76	
												262	H	A&M-Corpus Christi	69 49	
												284	A	FIU	77 76	
												299	A	Cal St. Fullerton	92 91	
												327	H	Houston Baptist	69 62	
-----																
LAST 12 Division I GAMES:																
				234	A	North Texas	50 48	284	A	FIU	77 76					
				115	A	Rice	42 56	244	A	UC Riverside	73 62					
				184	H	Fla. Atlantic	75 70	299	A	Cal St. Fullerton	92 91					
				120	H	Middle Tenn.	45 54	92	A	Tulane	56 67					
				172	H	Charlotte	67 58	187	N	Samford	46 33					
				184	A	Fla. Atlantic	66 72	226	N	East Carolina	93 79					

U  
T  
E  
P

Non-Div I Games:

UTEP

Loss, Non-Conf, S Site, H Home A Away N Neutral

Average RPI Win: 297  
Average RPI Loss: 206

WON-LOST  
RECORD

WINNING  
PCT. RANK

LAST 10  
GAMES

STRENGTH OF  
SCHEDULE

OPP. STRENGTH  
OF SCHEDULE

TEAM  
RPI

ADJ.  
RPI

CONF.  
RPI

ADJ CONF.  
RPI

DIV. I ONLY	8- 10	211	2- 8	345	307	319	319	30	30
DIV. I NON-CONF.	7- 5	132	3- 3	330	301	243	243	31	31
<hr/>									
TOTALS	RPI 1-25	RPI 26-50	W-L RECORDS	RPI 51-100	RPI 101-999	RPI 201+			
8- 10	0- 0	0- 1	OVERALL	0- 1	8- 8	8- 7			
7- 4	0- 0	0- 1	HOME	0- 0	7- 3	7- 3			
1- 6	0- 0	0- 0	AWAY	0- 1	1- 5	1- 4			
0- 0	0- 0	0- 0	NEUTRAL	0- 0	0- 0	0- 0			
7- 5	0- 0	0- 1	NON-CONFERENCE	0- 1	7- 3	7- 2			
6- 1	0- 0	0- 1	HOME	0- 0	6- 0	6- 0			
1- 4	0- 0	0- 0	AWAY	0- 1	1- 3	1- 2			
0- 0	0- 0	0- 0	NEUTRAL	0- 0	0- 0	0- 0			
1- 5	0- 0	0- 0	CONFERENCE	0- 0	1- 5	1- 5			
1- 3	0- 0	0- 0	HOME	0- 0	1- 3	1- 3			
0- 2	0- 0	0- 0	AWAY	0- 0	0- 2	0- 2			
0- 0	0- 0	0- 0	NEUTRAL	0- 0	0- 0	0- 0			

RPI 1-25				RPI 26-50				RPI 51-100				RPI 101+ Team's RPI: 319			
RPI	S	Opponent	Score	RPI	S	Opponent	Score	RPI	S	Opponent	Score	RPI	S	Opponent	Score
				45	H	Southern Cal i forn i a	64 71	64	A	Okl ahoma St.	38 80	178	A	Wi sconsi n	54 82
												213	A	Seattle U	56 64
												232	A	Texas Tech	64 80
												247	H	CSU Bakersfi el d	64 67
												255	H	UMKC	52 54
												262	A	A&M-Corpus Christi	41 71
												262	H	A&M-Corpus Christi	56 53
												264	H	Grand Canyon	59 65
												266	A	North Dakota St.	82 79
												283	H	Prai ri e Vi ew	78 62
												288	H	Massachusetts	67 59
												291	H	Can i si us	63 46
												304	A	Utah Valley	60 69
												315	H	UTSA	70 58
												335	H	Fl ori da A&M	51 38
												339	H	Chi cago St.	81 44
<hr/>															
LAST 12 Di vi si on I GAMES:															
				339	H	Chi cago St.	81 44	45	H	Southern Cal i forn i a	64 71				
				213	A	Seattle U	56 64	291	H	Can i si us	63 46				
				304	A	Utah Valley	60 69	232	A	Texas Tech	64 80				
				264	H	Grand Canyon	59 65	178	A	Wi sconsi n	54 82				
				247	H	CSU Bakersfi el d	64 67	266	A	North Dakota St.	82 79				
				255	H	UMKC	52 54	315	H	UTSA	70 58				

Non-Di v I Games: Texas Lutheran 78 43 Concordi a (TX) 67 49 Tri ni ty (TX) 62 57

UTRGV

Loss, Non-Conf, S Site, H Home A Away N Neutral

Average RPI Win: 329  
Average RPI Loss: 167

WON-LOST  
RECORD

WINNING  
PCT. RANK

LAST 10  
GAMES

STRENGTH OF  
SCHEDULE

OPP. STRENGTH  
OF SCHEDULE

TEAM  
RPI

ADJ.  
RPI

CONF.  
RPI

ADJ CONF.  
RPI

DIV. I ONLY	2- 16	326	1- 8	171	266	315	315	18	18
DIV. I NON-CONF.	1- 9	318	0- 3	219	276	326	326	19	19
<hr/>									
TOTALS	RPI 1-25	RPI 26-50	W-L RECORDS	RPI 51-100	RPI 101-999	RPI 201+			
2- 16	0- 1	0- 2	OVERALL	0- 0	2- 13	2- 6			
1- 5	0- 0	0- 0	HOME	0- 0	1- 5	1- 1			
0- 11	0- 1	0- 2	AWAY	0- 0	0- 8	0- 5			
1- 0	0- 0	0- 0	NEUTRAL	0- 0	1- 0	1- 0			
1- 9	0- 1	0- 1	NON-CONFERENCE	0- 0	1- 7	1- 4			
0- 3	0- 0	0- 0	HOME	0- 0	0- 3	0- 1			
0- 6	0- 1	0- 1	AWAY	0- 0	0- 4	0- 3			
1- 0	0- 0	0- 0	NEUTRAL	0- 0	1- 0	1- 0			
1- 7	0- 0	0- 1	CONFERENCE	0- 0	1- 6	1- 2			
1- 2	0- 0	0- 0	HOME	0- 0	1- 2	1- 0			
0- 5	0- 0	0- 1	AWAY	0- 0	0- 4	0- 2			
0- 0	0- 0	0- 0	NEUTRAL	0- 0	0- 0	0- 0			

RPI 1-25				RPI 26-50				RPI 51-100				RPI 101+ Team's RPI: 315			
RPI	S	Opponent	Score	RPI	S	Opponent	Score	RPI	S	Opponent	Score	RPI	S	Opponent	Score
11	A	Texas	70 120	29	A	Arizona St.	42 74					115	A	Rice	52 83
				43	A	Western Ky.	38 73					120	H	Middle Tenn.	47 62
												139	H	Northern Ill.	55 69
												152	H	North Dakota	47 60
												157	A	Texas St.	38 91
												168	A	Southern Miss.	60 83
												184	H	Fla. Atlantic	65 99
												204	A	San Diego	69 78
												206	H	UT Arlington	68 69
												211	A	Louisiana Tech	55 63
												299	A	Cal St. Fullerton	46 55
												319	A	UTRGV	58 70
												320	A	Old Dominion	63 69
												320	H	Old Dominion	64 56
												338	N	Mississippi Val.	68 55
<hr/>															
LAST 12 Division I GAMES:															
168	A	Southern Miss.	60 83	115	A	Rice	52 83								
184	H	Fla. Atlantic	65 99	211	A	Louisiana Tech	55 63								
320	A	Old Dominion	63 69	299	A	Cal St. Fullerton	46 55								
43	A	Western Ky.	38 73	204	A	San Diego	69 78								
320	H	Old Dominion	64 56	157	A	Texas St.	38 91								
120	H	Middle Tenn.	47 62	319	A	UTRGV	58 70								

Non-Div I Games: Sul Ross St. 97 47 Tex. A&M-Commerce 60 69

UTSA

Loss, Non-Conf, S Site, H Home A Away N Neutral

Average RPI Win:	175	WON-LOST	WINNING	LAST 10	STRENGTH OF	OPP. STRENGTH	TEAM	ADJ.	CONF.	ADJ CONF.
Average RPI Loss:	48	RECORD	PCT. RANK	GAMES	SCHEDULE	OF SCHEDULE	RPI	RPI	RPI	RPI
DIV. I ONLY	14- 7	78	5- 5	82	63	81	81	4	4	
DIV. I NON-CONF.	9- 2	34	2- 0	145	188	45	45	3	3	
-----										
TOTALS	RPI 1-25	RPI 26-50	W-L RECORDS	RPI 51-100	RPI 101-999	RPI 201+				
14- 7	0- 2	2- 3	OVERALL	2- 1	10- 1	6- 0				
8- 5	0- 2	1- 3	HOME	1- 0	6- 0	4- 0				
6- 2	0- 0	1- 0	AWAY	1- 1	4- 1	2- 0				
0- 0	0- 0	0- 0	NEUTRAL	0- 0	0- 0	0- 0				
9- 2	0- 0	1- 0	NON-CONFERENCE	1- 1	7- 1	4- 0				
7- 0	0- 0	1- 0	HOME	1- 0	5- 0	3- 0				
2- 2	0- 0	0- 0	AWAY	0- 1	2- 1	1- 0				
0- 0	0- 0	0- 0	NEUTRAL	0- 0	0- 0	0- 0				
5- 5	0- 2	1- 3	CONFERENCE	1- 0	3- 0	2- 0				
1- 5	0- 2	0- 3	HOME	0- 0	1- 0	1- 0				
4- 0	0- 0	1- 0	AWAY	1- 0	2- 0	1- 0				
0- 0	0- 0	0- 0	NEUTRAL	0- 0	0- 0	0- 0				

RPI 1-25				RPI 26-50				RPI 51-100				RPI 101+			
RPI	S	Opponent	Score	RPI	S	Opponent	Score	RPI	S	Opponent	Score	RPI	S	Opponent	Score
4	H	Oregon	68 84	29	A	Arizona St.	58 56	79	A	Washington St.	81 79	124	A	BYU	68 77
8	H	UCLA	74 81	29	H	Arizona St.	81 83	85	A	Alabama	60 65	129	A	Weber St.	85 58
				38	H	Oregon St.	58 69	87	H	Saint Mary's (CA)	74 63	143	A	Washington	74 65
				45	H	Southern Cal i forni a	47 58					164	H	Nevada	87 61
				47	H	Purdue	81 68					191	H	Oral Roberts	71 50
												206	H	UT Arlington	71 41
												227	H	Pepperdi ne	89 65
												279	A	Ari zona	80 56
												279	H	Ari zona	89 55
												295	A	Utah St.	79 44
												301	H	Incarnate Word	90 31
-----															
LAST 12 Division I GAMES:															
4	H	Oregon	68 84	79	A	Washington St.	81 79	143	A	Washington	74 65	29	H	Arizona St.	81 83
38	H	Oregon St.	58 69	29	H	Arizona St.	81 83	279	H	Arizona	89 55	191	H	Oral Roberts	71 50
279	A	Arizona	80 56	45	H	Southern Cal i forni a	47 58	295	A	Utah St.	79 44				
29	A	Arizona St.	58 56	8	H	UCLA	74 81								

Non-Div I Games:

Utah



Average RPI Win: 179

Average RPI Loss: 188

WON-LOST  
RECORDWINNING  
PCT. RANKLAST 10  
GAMESSTRENGTH OF  
SCHEDULEOPP. STRENGTH  
OF SCHEDULETEAM  
RPIADJ.  
RPICONF.  
RPIADJ CONF.  
RPIDIV. I ONLY  
DIV. I NON-CONF.4- 16  
1- 9306  
3183- 7  
0- 2203  
213215  
304295  
316295  
31616  
1616  
16

TOTALS

RPI 1-25

RPI 26-50

W-L RECORDS

RPI 51-100

RPI 101-999

RPI 201+

4- 16

0- 0

0- 1

OVERALL

0- 2

4- 13

1- 6

3- 5

0- 0

0- 0

HOME

0- 1

3- 4

1- 1

1- 9

0- 0

0- 0

AWAY

0- 1

1- 8

0- 4

0- 2

0- 0

0- 1

NEUTRAL

0- 0

0- 1

0- 1

1- 9

0- 0

0- 1

NON-CONFERENCE

0- 1

1- 7

0- 4

0- 3

0- 0

0- 0

HOME

0- 1

0- 2

0- 1

1- 4

0- 0

0- 0

AWAY

0- 0

1- 4

0- 2

0- 2

0- 0

0- 1

NEUTRAL

0- 0

0- 1

0- 1

3- 7

0- 0

0- 0

CONFERENCE

0- 1

3- 6

1- 2

3- 2

0- 0

0- 0

HOME

0- 0

3- 2

1- 0

0- 5

0- 0

0- 0

AWAY

0- 1

0- 4

0- 2

0- 0

0- 0

0- 0

NEUTRAL

0- 0

0- 0

0- 0

RPI 1-25

RPI 26-50

RPI 51-100

RPI 101+

Team's RPI: 295

RPI S Opponent Score

RPI S Opponent Score

RPI S Opponent Score

RPI S Opponent Score

38 N Oregon St. 55 94

54 A Wyoming 44 61

81 H Utah 44 79

104 H UNLV 54 63

124 A BYU 76 69

141 A Idaho St. 44 64

148 A Colorado St. 45 56

164 H Nevada 79 57

177 A UC Irvine 84 87

192 A Fresno St. 56 57

192 H Fresno St. 60 52

199 H Denver 72 74

200 H Boise St. 42 64

208 N Montana St. 52 64

237 H San Diego St. 62 58

248 A San Jose St. 66 79

279 H Arizona 49 65

304 A Utah Valley 43 61

307 A Southern Utah 67 70

322 A Air Force 50 57

LAST 12 Division I GAMES:

192 H Fresno St. 60 52 104 H UNLV 54 63

322 A Air Force 50 57 192 A Fresno St. 56 57

54 A Wyoming 44 61 237 H San Diego St. 62 58

200 H Boise St. 42 64 248 A San Jose St. 66 79

164 H Nevada 79 57 81 H Utah 44 79

148 A Colorado St. 45 56 199 H Denver 72 74

U  
t  
a  
h  
s  
t  
.U  
t  
a  
h  
s  
t  
.

Non-Div I Games:

Dixie St.

92 72

Utah St.

Average RPI	Win:	287	WON-LOST	WINNING	LAST 10	STRENGTH OF	OPP. STRENGTH	TEAM	ADJ.	CONF.	ADJ CONF.
Average RPI	Loss:	202	RECORD	PCT. RANK	GAMES	SCHEDULE	OF SCHEDULE	RPI	RPI	RPI	RPI
DIV. I ONLY	7- 12	248	4- 5	340	298	304	304	30	30		
DIV. I NON-CONF.	4- 9	249	2- 3	319	273	332	332	31	31		
-----											
TOTALS	RPI 1-25	RPI 26-50	W-L RECORDS	RPI 51-100	RPI 101-999	RPI 201+					
7- 12	0- 0	0- 1	OVERALL	0- 0	7- 11	6- 7					
5- 3	0- 0	0- 0	HOME	0- 0	5- 3	4- 2					
2- 9	0- 0	0- 0	AWAY	0- 0	2- 1	2- 1					
0- 0	0- 0	0- 0	NEUTRAL	0- 0	0- 0	0- 0					
4- 9	0- 0	0- 1	NON-CONFERENCE	0- 0	4- 8	3- 4					
4- 2	0- 0	0- 0	HOME	0- 0	4- 2	3- 1					
0- 7	0- 0	0- 1	AWAY	0- 0	0- 6	0- 3					
0- 0	0- 0	0- 0	NEUTRAL	0- 0	0- 0	0- 0					
3- 3	0- 0	0- 0	CONFERENCE	0- 0	3- 3	3- 3					
1- 1	0- 0	0- 0	HOME	0- 0	1- 1	1- 1					
2- 2	0- 0	0- 0	AWAY	0- 0	2- 2	2- 2					
0- 0	0- 0	0- 0	NEUTRAL	0- 0	0- 0	0- 0					

RPI 1-25				RPI 26-50				RPI 51-100				RPI 101+ Team's RPI : 304			
RPI	S	Opponent	Score	RPI	S	Opponent	Score	RPI	S	Opponent	Score	RPI	S	Opponent	Score
				38	A	Oregon St.	41 98					124	A	BYU	54 75
												129	A	Weber St.	57 75
												141	H	Idaho St.	58 70
												169	H	Cal Poly	89 70
												199	A	Denver	53 72
												205	A	Eastern Wash.	41 61
												227	A	Pepperdine	44 71
												247	A	CSU Bakersfield	58 63
												249	H	New Mexico St.	72 82
												255	A	UMKC	66 59
												264	A	Grand Canyon	61 81
												295	H	Utah St.	61 43
												299	H	Cal St. Fullerton	36 73
												300	A	Portland	64 71
												307	H	Southern Utah	69 61
												319	H	UTRGV	69 60
												322	H	Air Force	59 56
												339	A	Chicago St.	68 30
LAST 12 Division I GAMES:															
				264	A	Grand Canyon	61 81					199	A	Denver	53 72
				249	H	New Mexico St.	72 82					299	H	Cal St. Fullerton	36 73
				319	H	UTRGV	69 60					169	H	Cal Poly	89 70
				339	A	Chicago St.	68 30					141	H	Idaho St.	58 70
				255	A	UMKC	66 59					295	H	Utah St.	61 43
				247	A	CSU Bakersfield	58 63					322	H	Air Force	59 56

Non-Div I Games: Dixie St. 72 63 Antelope Valley 78 54

Utah Valley

Loss, Non-Conf, S Site, H Home A Away N Neutral

Average RPI Win:	320	WON-LOST	WINNING	LAST 10	STRENGTH OF	OPP. STRENGTH	TEAM	ADJ.	CONF.	ADJ CONF.
Average RPI Loss:	168	RECORD	PCT. RANK	GAMES	SCHEDULE	OF SCHEDULE	RPI	RPI	RPI	RPI
DIV. I ONLY	4- 16	306	2- 8	267	244	316	316	12	12	
DIV. I NON-CONF.	3- 9	280	2- 2	280	314	319	319	10	10	
-----										
TOTALS	RPI 1-25	RPI 26-50	W-L RECORDS	RPI 51-100	RPI 101-999	RPI 201+				
4- 16	0- 0	0- 0	OVERALL	0- 4	4- 12	4- 7				
2- 6	0- 0	0- 0	HOME	0- 2	2- 4	2- 2				
1- 8	0- 0	0- 0	AWAY	0- 0	1- 0	1- 0				
1- 2	0- 0	0- 0	NEUTRAL	0- 1	1- 1	1- 0				
3- 9	0- 0	0- 0	NON-CONFERENCE	0- 2	3- 7	3- 4				
2- 2	0- 0	0- 0	HOME	0- 0	2- 2	2- 1				
0- 5	0- 0	0- 0	AWAY	0- 1	0- 4	0- 3				
1- 2	0- 0	0- 0	NEUTRAL	0- 1	1- 1	1- 0				
1- 7	0- 0	0- 0	CONFERENCE	0- 2	1- 5	1- 3				
0- 4	0- 0	0- 0	HOME	0- 2	0- 2	0- 1				
1- 3	0- 0	0- 0	AWAY	0- 0	1- 3	1- 2				
0- 0	0- 0	0- 0	NEUTRAL	0- 0	0- 0	0- 0				

RPI 1-25				RPI 26-50				RPI 51-100				RPI 101+ Team's RPI: 316					
RPI	S	Opponent	Score	RPI	S	Opponent	Score	RPI	S	Opponent	Score	RPI	S	Opponent	Score		
								53	A	Minnesota	63	108	109	N	Penn	52	82
								57	H	Duquesne	51	70	112	H	George Washington	39	61
								65	N	Mercer	54	70	125	H	Georgetown	59	71
								66	H	Fordham	54	64	155	A	Saint Joseph's	41	79
													189	A	Radford	62	79
													209	H	Norfolk St.	52	66
													221	A	La Salle	57	62
													225	H	Richmond	68	77
													231	A	UNCG	61	74
													276	A	UNCW	67	83
													288	A	Massachusetts	75	79
													293	H	Coppin St.	62	47
													313	A	Georgia St.	56	61
													320	H	Old Dominion	68	39
													329	A	Rhode Island	61	49
													336	N	Long Beach St.	69	59
-----																	
LAST 12 Division I GAMES:																	
225	H	Richmond	68	77	112	H	George Washington	39	61								
221	A	La Salle	57	62	155	A	Saint Joseph's	41	79								
288	A	Massachusetts	75	79	336	N	Long Beach St.	69	59								
66	H	Fordham	54	64	109	N	Penn	52	82								
329	A	Rhode Island	61	49	125	H	Georgetown	59	71								
57	H	Duquesne	51	70	293	H	Coppin St.	62	47								

Non-Div I Games:

VCU

Average RPI Win:	315	WON-LOST	WINNING	LAST 10	STRENGTH OF	OPP. STRENGTH	TEAM	ADJ.	CONF.	ADJ CONF.
Average RPI Loss:	140	RECORD	PCT. RANK	GAMES	SCHEDULE	OF SCHEDULE	RPI	RPI	RPI	RPI
DIV. I ONLY	8- 10	211	4- 6	342	219	286	286	24	24	
DIV. I NON-CONF.	5- 4	146	2- 0	340	232	238	238	22	22	
-----										
TOTALS	RPI 1-25	RPI 26-50	W-L RECORDS	RPI 51-100	RPI 101-999	RPI 201+				
8- 10	0- 0	0- 1	OVERALL	0- 1	8- 8	8- 2				
6- 2	0- 0	0- 0	HOME	0- 0	6- 2	6- 2				
2- 8	0- 0	0- 0	AWAY	0- 0	2- 0	2- 0				
0- 0	0- 0	0- 0	NEUTRAL	0- 0	0- 0	0- 0				
5- 4	0- 0	0- 1	NON-CONFERENCE	0- 0	5- 3	5- 0				
3- 0	0- 0	0- 0	HOME	0- 0	3- 0	3- 0				
2- 4	0- 0	0- 1	AWAY	0- 0	2- 3	2- 0				
0- 0	0- 0	0- 0	NEUTRAL	0- 0	0- 0	0- 0				
3- 6	0- 0	0- 0	CONFERENCE	0- 1	3- 5	3- 2				
3- 2	0- 0	0- 0	HOME	0- 0	3- 2	3- 2				
0- 4	0- 0	0- 0	AWAY	0- 1	0- 3	0- 0				
0- 0	0- 0	0- 0	NEUTRAL	0- 0	0- 0	0- 0				

RPI 1-25				RPI 26-50				RPI 51-100				RPI 101+ Team's RPI: 286			
RPI	S	Opponent	Score	RPI	S	Opponent	Score	RPI	S	Opponent	Score	RPI	S	Opponent	Score
				47	A	Purdue	49 95	95	A	Drake	50 86	108	A	Liberty	40 61
												111	A	Miami (OH)	68 77
												126	A	Missouri St.	60 83
												137	A	UNI	56 77
												140	A	Southern Ill.	63 74
												142	A	Bowling Green	77 90
												236	H	Bradley	69 88
												253	H	Indiana St.	54 67
												264	H	Grand Canyon	80 75
												268	H	Illinois St.	56 50
												303	H	Fort Wayne	68 50
												308	H	Loyola Chicago	76 60
												339	H	Chicago St.	71 60
												344	A	Eastern Ill.	76 67
												347	H	Evansville	101 59
												349	A	Longwood	81 68
-----															
LAST 12 Division I GAMES:															
				253	H	Indiana St.	54 67	268	H	Illinois St.	56 50				
				347	H	Evansville	101 59	137	A	UNI	56 77				
				140	A	Southern Ill.	63 74	95	A	Drake	50 86				
				126	A	Missouri St.	60 83	303	H	Fort Wayne	68 50				
				308	H	Loyola Chicago	76 60	344	A	Eastern Ill.	76 67				
				236	H	Bradley	69 88	339	H	Chicago St.	71 60				

Non-Div I Games: Ind.-Northwest 99 59 Ind.-Kokomo 81 47

Val parai so

Average RPI Win:	139	WON-LOST	WINNING	LAST 10	STRENGTH OF	OPP. STRENGTH	TEAM	ADJ.	CONF.	ADJ CONF.
Average RPI Loss:	56	RECORD	PCT. RANK	GAMES	SCHEDULE	OF SCHEDULE	RPI	RPI	RPI	RPI
DIV. I ONLY	5- 17	300	2- 8	5	13	128	128	2	2	
DIV. I NON-CONF.	4- 10	267	1- 3	26	21	147	147	2	2	
-----										
TOTALS	RPI 1-25	RPI 26-50	W-L RECORDS	RPI 51-100	RPI 101-999	RPI 201+				
5- 17	0- 8	0- 3	OVERALL	1- 3	4- 3	1- 0				
3- 9	0- 5	0- 1	HOME	1- 1	2- 2	1- 0				
2- 6	0- 2	0- 2	AWAY	0- 2	2- 0	0- 0				
0- 2	0- 1	0- 0	NEUTRAL	0- 0	0- 1	0- 0				
4- 10	0- 3	0- 2	NON-CONFERENCE	0- 2	4- 3	1- 0				
2- 5	0- 1	0- 1	HOME	0- 1	2- 2	1- 0				
2- 3	0- 1	0- 1	AWAY	0- 1	2- 0	0- 0				
0- 2	0- 1	0- 0	NEUTRAL	0- 0	0- 1	0- 0				
1- 7	0- 5	0- 1	CONFERENCE	1- 1	0- 0	0- 0				
1- 4	0- 4	0- 0	HOME	1- 0	0- 0	0- 0				
0- 3	0- 1	0- 1	AWAY	0- 1	0- 0	0- 0				
0- 0	0- 0	0- 0	NEUTRAL	0- 0	0- 0	0- 0				

RPI 1-25				RPI 26-50				RPI 51-100				RPI 101+ Team's RPI: 128			
RPI	S	Opponent	Score	RPI	S	Opponent	Score	RPI	S	Opponent	Score	RPI	S	Opponent	Score
5	A	Louisville	57 79	32	H	Ball St.	79 88	77	H	Belmont	74 111	105	A	Saint Louis	74 69
10	A	Tennessee	73 86	35	A	LSU	65 85	85	A	Alabama	75 77	112	A	George Washington	69 59
12	H	Missouri	70 81	36	A	Central Mich.	75 92	92	A	Tulane	59 71	120	H	Middle Tenn.	54 65
14	H	Texas A&M	67 91					97	H	Kentucky	70 55	130	H	Iowa St.	77 74
16	H	Georgia	52 81									178	N	Wisconsin	71 73
17	H	NC State	72 83									183	H	Memphis	60 71
18	H	South Carolina	82 95									251	H	Lipscomb	92 82
25	N	Syracuse	78 84												
-----															
LAST 12 Division I GAMES:															
14	H	Texas A&M	67 91	16	H	Georgia	52 81	251	H	Lipscomb	92 82				
85	A	Alabama	75 77	35	A	LSU	65 85	77	H	Belmont	74 111				
18	H	South Carolina	82 95					17	H	NC State	72 83				
97	H	Kentucky	70 55					183	H	Memphis	60 71				
12	H	Missouri	70 81												
10	A	Tennessee	73 86												

Non-Div I Games:

Vanderbilt

Average RPI	Win: 279	WON-LOST RECORD	WINNING PCT. RANK	LAST 10 GAMES	STRENGTH OF SCHEDULE	OPP. STRENGTH OF SCHEDULE	TEAM RPI	ADJ. RPI	CONF. RPI	ADJ CONF. RPI
Average RPI	Loss: 156									
DIV. I ONLY	5- 14	293	4- 6	242	199	292	292	20	20	
DIV. I NON-CONF.	2- 10	300	1- 4	268	142	336	336	24	24	
-----										
TOTALS	RPI 1-25	RPI 26-50	W-L RECORDS	RPI 51-100	RPI 101-999	RPI 201+				
5- 14	0- 0	0- 0	OVERALL	0- 5	5- 9	4- 4				
4- 6	0- 0	0- 0	HOME	0- 2	4- 4	3- 0				
1- 8	0- 0	0- 0	AWAY	0- 0	1- 0	1- 0				
0- 0	0- 0	0- 0	NEUTRAL	0- 0	0- 0	0- 0				
2- 10	0- 0	0- 0	NON-CONFERENCE	0- 3	2- 7	2- 3				
2- 5	0- 0	0- 0	HOME	0- 2	2- 3	2- 0				
0- 5	0- 0	0- 0	AWAY	0- 1	0- 4	0- 3				
0- 0	0- 0	0- 0	NEUTRAL	0- 0	0- 0	0- 0				
3- 4	0- 0	0- 0	CONFERENCE	0- 2	3- 2	2- 1				
2- 1	0- 0	0- 0	HOME	0- 0	2- 1	1- 0				
1- 3	0- 0	0- 0	AWAY	0- 2	1- 1	1- 1				
0- 0	0- 0	0- 0	NEUTRAL	0- 0	0- 0	0- 0				

RPI 1-25				RPI 26-50				RPI 51-100				RPI 101+ Team's RPI: 292			
RPI	S	Opponent	Score	RPI	S	Opponent	Score	RPI	S	Opponent	Score	RPI	S	Opponent	Score
								59	A	Mi ami (FL)	49 73	107	A	Dartmouth	56 66
								67	A	Al bany (NY)	55 67	153	H	Northeastern	66 71
								71	H	Ameri can	62 64	154	H	Hartford	53 47
								82	A	Maine	55 64	179	H	New Hampshi re	49 52
								89	H	James Madi son	56 68	193	H	Boston U.	41 57
												196	H	Col umbi a	66 73
												222	A	Stony Brook	57 80
												223	A	Holy Cross	53 64
												250	H	Howard	88 65
												265	A	Ri der	49 64
												284	A	FIU	70 80
												310	H	Central Conn. St.	62 48
												331	A	UMBC	72 58
												348	H	UMass Lowel l	63 55
-----															
LAST 12 Division I GAMES:															
				67	A	Al bany (NY)	55 67	348	H	UMass Lowel l	63 55				
				154	H	Hartford	53 47	284	A	FIU	70 80				
				179	H	New Hampshi re	49 52	310	H	Central Conn. St.	62 48				
				82	A	Maine	55 64	153	H	Northeastern	66 71				
				222	A	Stony Brook	57 80	223	A	Holy Cross	53 64				
				331	A	UMBC	72 58	193	H	Boston U.	41 57				

Non-Div I Games: Norwi ch 75 31

Vermont

Average RPI Win:	133	WON-LOST	WINNING	LAST 10	STRENGTH OF	OPP. STRENGTH	TEAM	ADJ.	CONF.	ADJ CONF.
Average RPI Loss:	64	RECORD	PCT. RANK	GAMES	SCHEDULE	OF SCHEDULE	RPI	RPI	RPI	RPI
DIV. I ONLY	17- 5	35	6- 4	35	64	21	21	6	6	
DIV. I NON-CONF.	10- 1	16	0- 1	19	165	9	9	5	5	
-----										
TOTALS	RPI 1-25	RPI 26-50	W-L RECORDS	RPI 51-100	RPI 101-999	RPI 201+				
17- 5	1- 1	1- 1	OVERALL	5- 2	10- 1	2- 0				
4- 3	1- 1	1- 0	HOME	0- 1	2- 1	0- 0				
10- 2	0- 0	0- 1	AWAY	3- 1	7- 0	2- 0				
3- 0	0- 0	0- 0	NEUTRAL	2- 0	1- 0	0- 0				
10- 1	1- 0	0- 0	NON-CONFERENCE	3- 0	6- 1	2- 0				
2- 1	1- 0	0- 0	HOME	0- 0	1- 1	0- 0				
5- 0	0- 0	0- 0	AWAY	1- 0	4- 0	2- 0				
3- 0	0- 0	0- 0	NEUTRAL	2- 0	1- 0	0- 0				
7- 4	0- 1	1- 1	CONFERENCE	2- 2	4- 0	0- 0				
2- 2	0- 1	1- 0	HOME	0- 1	1- 0	0- 0				
5- 2	0- 0	0- 1	AWAY	2- 1	3- 0	0- 0				
0- 0	0- 0	0- 0	NEUTRAL	0- 0	0- 0	0- 0				

RPI	S	Opponent	Score	RPI	S	Opponent	Score	RPI	S	Opponent	Score	RPI	S	Opponent	Score
15	H	Duke	64 55	26	H	DePaul	84 58	52	A	Princeton	62 59	109	H	Penn	77 79
20	H	Marquette	57 67	44	A	Creighton	54 69	56	A	St. John's (NY)	64 70	125	A	Georgetown	60 58
								71	N	American	65 60	154	A	Hartford	71 53
								89	N	James Madison	60 57	155	H	Saint Joseph's	79 44
								90	A	Butler	69 67	167	A	Temple	69 65
								90	H	Butler	53 76	173	N	Lehigh	62 42
								94	A	Seton Hall	67 59	185	A	Providence	63 55
												195	A	Xavier	89 50
												195	H	Xavier	75 57
												221	A	La Salle	76 49
												260	A	Fairfield	73 44
LAST 12 Division I GAMES:															
90	A	Butler	69 67	94	A	Seton Hall	67 59	125	A	Georgetown	60 58	195	H	Xavier	75 57
195	A	Xavier	89 50	125	A	Georgetown	60 58	195	H	Xavier	75 57	195	H	Butler	53 76
20	H	Marquette	57 67	90	H	Butler	53 76	185	A	Providence	63 55	44	A	Creighton	54 69
26	H	DePaul	84 58	44	A	Creighton	54 69								
109	H	Penn	77 79												
56	A	St. John's (NY)	64 70												

Non-Div I Games:

Villanova

Average RPI Win:	129	WON-LOST	WINNING	LAST 10	STRENGTH OF	OPP. STRENGTH	TEAM	ADJ.	CONF.	ADJ CONF.
Average RPI Loss:	26	RECORD	PCT. RANK	GAMES	SCHEDULE	OF SCHEDULE	RPI	RPI	RPI	RPI

DIV. I ONLY	15- 7	74	9- 1	14	11	28	28	1	1
DIV. I NON-CONF.	7- 6	165	3- 0	14	17	74	74	1	1
TOTALS	RPI 1-25	RPI 26-50	W-L RECORDS	RPI 51-100	RPI 101-999	RPI 201+			
15- 7	2- 5	0- 0	OVERALL	6- 2	7- 0	4- 0			
10- 3	1- 2	0- 0	HOME	3- 1	6- 0	4- 0			
3- 4	1- 3	0- 0	AWAY	1- 1	1- 0	0- 0			
2- 0	0- 0	0- 0	NEUTRAL	2- 0	0- 0	0- 0			
7- 6	0- 4	0- 0	NON-CONFERENCE	3- 2	4- 0	4- 0			
5- 3	0- 2	0- 0	HOME	1- 1	4- 0	4- 0			
0- 3	0- 2	0- 0	AWAY	0- 1	0- 0	0- 0			
2- 0	0- 0	0- 0	NEUTRAL	2- 0	0- 0	0- 0			
8- 1	2- 1	0- 0	CONFERENCE	3- 0	3- 0	0- 0			
5- 0	1- 0	0- 0	HOME	2- 0	2- 0	0- 0			
3- 1	1- 1	0- 0	AWAY	1- 0	1- 0	0- 0			
0- 0	0- 0	0- 0	NEUTRAL	0- 0	0- 0	0- 0			

RPI 1-25	RPI 26-50	Team's RPI: 28	RPI 51-100	RPI 101+
RPI S Opponent Score	RPI S Opponent Score		RPI S Opponent Score	RPI S Opponent Score
3 A Mississippi St. 53 68			51 A Dayton 46 61	118 H Clemson 70 41
15 A Duke 48 55			57 H Duquesne 63 74	162 H Pittsburgh 62 50
16 H Georgia 61 64			68 H Harvard 50 48	180 A Boston College 68 57
17 A NC State 73 63			69 N Indiana 82 72	202 H Hampton 66 62
19 A Rutgers 43 52			73 A Georgia Tech 62 56	231 H UNCG 68 50
22 H Maryland 59 60			74 H Virginia Tech 61 52	238 H Manhattan 69 47
25 H Syracuse 68 63			78 N Ohio 77 59	310 H Central Conn. St. 103 59
			86 H North Carolina 82 70	
LAST 12 Division I GAMES:				
73 A Georgia Tech 62 56	17 A NC State 73 63			
86 H North Carolina 82 70	25 H Syracuse 68 63			
74 H Virginia Tech 61 52	162 H Pittsburgh 62 50			
15 A Duke 48 55	238 H Manhattan 69 47			
180 A Boston College 68 57	69 N Indiana 82 72			
118 H Clemson 70 41	78 N Ohio 77 59			

Non-Div I Games:

Virginia



Average RPI Win:	175	WON-LOST	WINNING	LAST 10	STRENGTH OF	OPP. STRENGTH	TEAM	ADJ.	CONF.	ADJ CONF.
Average RPI Loss:	33	RECORD	PCT. RANK	GAMES	SCHEDULE	OF SCHEDULE	RPI	RPI	RPI	RPI
DIV. I ONLY	14- 8	98	4- 6	48	41	74	74	1	1	
DIV. I NON-CONF.	11- 2	23	3- 0	159	123	50	50	1	1	
-----										
TOTALS	RPI 1-25	RPI 26-50	W-L RECORDS	RPI 51-100	RPI 101-999	RPI 201+				
14- 8	0- 4	2- 2	OVERALL	3- 2	9- 0	4- 0				
10- 3	0- 2	1- 0	HOME	2- 1	7- 0	3- 0				
3- 3	0- 2	0- 1	AWAY	1- 0	2- 0	1- 0				
1- 2	0- 0	1- 1	NEUTRAL	0- 1	0- 0	0- 0				
11- 2	0- 0	2- 1	NON-CONFERENCE	2- 1	7- 0	4- 0				
7- 0	0- 0	1- 0	HOME	1- 0	5- 0	3- 0				
3- 0	0- 0	0- 0	AWAY	1- 0	2- 0	1- 0				
1- 2	0- 0	1- 1	NEUTRAL	0- 1	0- 0	0- 0				
3- 6	0- 4	0- 1	CONFERENCE	1- 1	2- 0	0- 0				
3- 3	0- 2	0- 0	HOME	1- 1	2- 0	0- 0				
0- 3	0- 2	0- 1	AWAY	0- 0	0- 0	0- 0				
0- 0	0- 0	0- 0	NEUTRAL	0- 0	0- 0	0- 0				

RPI 1-25				RPI 26-50				RPI 51-100				Team's RPI : 74				RPI 101+			
RPI	S	Opponent	Score	RPI	S	Opponent	Score	RPI	S	Opponent	Score	RPI	S	Opponent	Score	RPI	S	Opponent	Score
5	A	Louisville	56 67	28	A	Virginia	52 61	59	H	Miami (FL)	78 82	133	H	High Point	86 63				
7	A	Florida St.	62 107	39	N	West Virginia	61 79	73	H	Georgia Tech	68 62	162	H	Pittsburgh	89 66				
15	H	Duke	75 86	42	N	Drexel	79 67	90	N	Butler	77 79	180	H	Boston College	89 58				
17	H	NC State	51 68	46	H	UCF	86 69	91	A	Chattanooga	64 44	189	H	Radford	68 42				
								99	H	Auburn	72 63	194	A	Illinois	96 49				
												302	A	Monmouth	84 34				
												305	H	USC Upstate	87 56				
												309	H	UMES	90 52				
												326	H	Wagner	99 32				
-----																			
LAST 12 Division I GAMES:																			
59	H	Miami (FL)	78 82	5	A	Louisville	56 67	180	H	Boston College	89 58								
73	H	Georgia Tech	68 62	17	H	NC State	51 68	133	H	High Point	86 63								
28	A	Virginia	52 61	302	A	Monmouth	84 34	91	A	Chattanooga	64 44								
15	H	Duke	75 86																
7	A	Florida St.	62 107																
162	H	Pittsburgh	89 66																

Non-Div I Games:

Virginia Tech

Average RPI Win: 314  
Average RPI Loss: 195

WON-LOST  
RECORD

WINNING  
PCT. RANK

LAST 10  
GAMES

STRENGTH OF  
SCHEDULE

OPP. STRENGTH  
OF SCHEDULE

TEAM  
RPI

ADJ.  
RPI

CONF.  
RPI

ADJ CONF.  
RPI

DIV. I ONLY	2- 17	330	1- 9	210	323	326	326	29	29
DIV. I NON-CONF.	1- 9	318	1- 2	125	279	299	299	29	29
TOTALS	RPI 1-25	RPI 26-50	W-L RECORDS	RPI 51-100	RPI 101-999	RPI 201+			
2- 17	0- 0	0- 0	OVERALL	0- 4	2- 13	2- 9			
1- 6	0- 0	0- 0	HOME	0- 1	1- 5	1- 2			
1- 11	0- 0	0- 0	AWAY	0- 3	1- 8	1- 7			
0- 0	0- 0	0- 0	NEUTRAL	0- 0	0- 0	0- 0			
1- 9	0- 0	0- 0	NON-CONFERENCE	0- 4	1- 5	1- 3			
1- 2	0- 0	0- 0	HOME	0- 1	1- 1	1- 0			
0- 7	0- 0	0- 0	AWAY	0- 3	0- 4	0- 3			
0- 0	0- 0	0- 0	NEUTRAL	0- 0	0- 0	0- 0			
1- 8	0- 0	0- 0	CONFERENCE	0- 0	1- 8	1- 6			
0- 4	0- 0	0- 0	HOME	0- 0	0- 4	0- 2			
1- 4	0- 0	0- 0	AWAY	0- 0	1- 4	1- 4			
0- 0	0- 0	0- 0	NEUTRAL	0- 0	0- 0	0- 0			

RPI 1-25				RPI 26-50				RPI 51-100				RPI 101+ Team's RPI: 326			
RPI	S	Opponent	Score	RPI	S	Opponent	Score	RPI	S	Opponent	Score	RPI	S	Opponent	Score
								52	H	Princeton	37 58	147	H	Saint Francis (PA)	76 79
								67	A	Albany (NY)	44 89	158	H	Robert Morris	52 58
								74	A	Virginia Tech	32 99	167	A	Temple	36 70
								89	A	James Madison	45 68	179	H	New Hampshire	53 65
												222	A	Stony Brook	50 69
												235	A	Lafayette	52 70
												256	H	Sacred Heart	55 72
												261	A	Mt. St. Mary's	56 79
												263	H	Fairleigh Dickinson	64 74
												274	A	LIU Brooklyn	69 74
												275	A	St. Francis Brooklyn	76 80
												278	A	Bryant	75 66
												281	A	Towson	42 64
												310	A	Central Conn. St.	56 59
												349	H	Longwood	60 43
LAST 12 Division I GAMES:															
				261	A	Mt. St. Mary's	56 79	263	H	Fairleigh Dickinson	64 74				
				147	H	Saint Francis (PA)	76 79	310	A	Central Conn. St.	56 59				
				158	H	Robert Morris	52 58	278	A	Bryant	75 66				
				275	A	St. Francis Brooklyn	76 80	235	A	Lafayette	52 70				
				274	A	LIU Brooklyn	69 74	52	H	Princeton	37 58				
				256	H	Sacred Heart	55 72	349	H	Longwood	60 43				

Non-Div I Games: Staten Island 63 58

Wagner

Average RPI Win:	196	WON-LOST	WINNING	LAST 10	STRENGTH OF	OPP. STRENGTH	TEAM	ADJ.	CONF.	ADJ CONF.
Average RPI Loss:	55	RECORD	PCT. RANK	GAMES	SCHEDULE	OF SCHEDULE	RPI	RPI	RPI	RPI
DIV. I ONLY	10- 12	204	3- 7	39	34	103	103	1	1	
DIV. I NON-CONF.	8- 5	111	3- 0	205	114	130	130	1	1	
-----										
TOTALS	RPI 1-25	RPI 26-50	W-L RECORDS	RPI 51-100	RPI 101-999	RPI 201+				
10- 12	0- 6	0- 0	OVERALL	2- 5	8- 1	5- 1				
5- 6	0- 4	0- 0	HOME	1- 2	4- 0	3- 0				
5- 4	0- 2	0- 0	AWAY	1- 2	4- 0	2- 0				
0- 2	0- 0	0- 0	NEUTRAL	0- 1	0- 1	0- 1				
8- 5	0- 1	0- 0	NON-CONFERENCE	1- 3	7- 1	5- 1				
5- 1	0- 0	0- 0	HOME	1- 1	4- 0	3- 0				
3- 2	0- 1	0- 0	AWAY	0- 1	3- 0	2- 0				
0- 2	0- 0	0- 0	NEUTRAL	0- 1	0- 1	0- 1				
2- 7	0- 5	0- 0	CONFERENCE	1- 2	1- 0	0- 0				
0- 5	0- 4	0- 0	HOME	0- 1	0- 0	0- 0				
2- 2	0- 1	0- 0	AWAY	1- 1	1- 0	0- 0				
0- 0	0- 0	0- 0	NEUTRAL	0- 0	0- 0	0- 0				

RPI 1-25				RPI 26-50				RPI 51-100				RPI 101+				Team's RPI: 103
RPI	S	Opponent	Score	RPI	S	Opponent	Score	RPI	S	Opponent	Score	RPI	S	Opponent	Score	
1	H	Notre Dame	73 96					53	N	Minnesota	81 93	162	A	Pittsburgh	58 49	
5	A	Louisville	52 89					59	A	Miami (FL)	61 50	172	H	Charlotte	71 69	
7	H	Florida St.	79 81					73	A	Georgia Tech	67 79	195	A	Xavier	62 57	
15	H	Duke	67 80					76	H	Elon	53 51	209	N	Hofstra	66 69	
17	H	NC State	68 82					80	A	Penn St.	58 68	225	A	Richmond	85 81	
19	A	Rutgers	51 65					86	H	North Carolina	76 79	241	H	Texas Southern	73 56	
								94	H	Seton Hall	57 67	254	A	Col. of Charleston	77 40	
												271	H	Appalachian St.	78 49	
												309	H	UMES	92 50	
-----																
LAST 12 Division I GAMES:																
5	A	Louisville	52 89	59	A	Miami (FL)	61 50									
17	H	NC State	68 82	162	A	Pittsburgh	58 49									
73	A	Georgia Tech	67 79	1	H	Notre Dame	73 96									
7	H	Florida St.	79 81	254	A	Col. of Charleston	77 40									
86	H	North Carolina	76 79	172	H	Charlotte	71 69									
15	H	Duke	67 80	309	H	UMES	92 50									

Wake Forest

Wake Forest

Non-Div I Games:

Wake Forest

Average RPI Win:	169	WON-LOST	WINNING	LAST 10	STRENGTH OF	OPP. STRENGTH	TEAM	ADJ.	CONF.	ADJ CONF.
Average RPI Loss:	65	RECORD	PCT. RANK	GAMES	SCHEDULE	OF SCHEDULE	RPI	RPI	RPI	RPI
DIV. I ONLY	7- 14	261	1- 9	31	23	143	143	4	4	
DIV. I NON-CONF.	6- 5	153	1- 1	75	83	106	106	3	3	
-----										
TOTALS	RPI 1-25	RPI 26-50	W-L RECORDS	RPI 51-100	RPI 101-999	RPI 201+				
7- 14	0- 4	1- 4	OVERALL	1- 3	5- 3	3- 0				
5- 5	0- 1	0- 1	HOME	1- 1	4- 2	3- 0				
1- 7	0- 2	0- 3	AWAY	0- 1	1- 1	0- 0				
1- 2	0- 1	1- 0	NEUTRAL	0- 1	0- 0	0- 0				
6- 5	0- 2	1- 0	NON-CONFERENCE	0- 1	5- 2	3- 0				
4- 1	0- 0	0- 0	HOME	0- 0	4- 1	3- 0				
1- 2	0- 1	0- 0	AWAY	0- 0	1- 1	0- 0				
1- 2	0- 1	1- 0	NEUTRAL	0- 1	0- 0	0- 0				
1- 9	0- 2	0- 4	CONFERENCE	1- 2	0- 1	0- 0				
1- 4	0- 1	0- 1	HOME	1- 1	0- 1	0- 0				
0- 5	0- 1	0- 3	AWAY	0- 1	0- 0	0- 0				
0- 0	0- 0	0- 0	NEUTRAL	0- 0	0- 0	0- 0				

RPI 1-25				RPI 26-50				RPI 51-100				RPI 101+ Team's RPI: 143			
RPI	S	Opponent	Score	RPI	S	Opponent	Score	RPI	S	Opponent	Score	RPI	S	Opponent	Score
4	A	Oregon	83 94	27	A	Stanford	45 71	79	A	Washington St.	75 78	124	H	BYU	80 72
6	A	Ohio St.	76 85	33	A	Cal i forn i a	60 69	79	H	Washington St.	56 49	141	H	Idaho St.	59 79
8	H	UCLA	69 86	38	A	Oregon St.	63 75	81	H	Utah	65 74	145	H	Col orado	61 66
11	N	Texas	68 92	44	N	Creighton	67 64	86	N	North Carol i na	78 90	160	A	Idaho	81 69
				45	H	Southern Cal i forn i a	61 72					200	A	Boise St.	62 85
-----															
LAST 12 Division I GAMES:															
45	H	Southern Cal i forn i a	61 72	145	H	Col orado	61 66	4	A	Oregon	83 94	213	H	Seattle U	84 76
8	H	UCLA	69 86	81	H	Utah	65 74	38	A	Oregon St.	63 75	264	H	Grand Canyon	79 65
79	H	Washington St.	56 49	4	A	Oregon	83 94	213	H	Seattle U	84 76	300	H	Portl and	93 67
79	A	Washington St.	75 78	38	A	Oregon St.	63 75	86	N	North Carol i na	78 90				
27	A	Stanford	45 71	213	H	Seattle U	84 76								
33	A	Cal i forn i a	60 69	86	N	North Carol i na	78 90								

Non-Div I Games:

Washington

Average RPI	Win:	121	WON-LOST	WINNING	LAST 10	STRENGTH OF	OPP. STRENGTH	TEAM	ADJ.	CONF.	ADJ CONF.
Average RPI	Loss:	55	RECORD	PCT. RANK	GAMES	SCHEDULE	OF SCHEDULE	RPI	RPI	RPI	RPI
DIV. I ONLY		9- 13		224	2- 8	9	31	79	79	4	4
DIV. I NON-CONF.		7- 5		132	2- 0	7	65	34	34	3	3
-----											
TOTALS	RPI 1-25		RPI 26-50		W-L RECORDS	RPI 51-100		RPI 101-999		RPI 201+	
9- 13	1- 2		1- 5		OVERALL	0- 5		7- 1		0- 0	
4- 5	0- 1		0- 1		HOME	0- 3		4- 0		0- 0	
3- 7	0- 1		1- 3		AWAY	0- 2		2- 1		0- 0	
2- 1	1- 0		0- 1		NEUTRAL	0- 0		1- 0		0- 0	
7- 5	1- 0		1- 1		NON-CONFERENCE	0- 4		5- 0		0- 0	
2- 2	0- 0		0- 0		HOME	0- 2		2- 0		0- 0	
3- 2	0- 0		1- 0		AWAY	0- 2		2- 0		0- 0	
2- 1	1- 0		0- 1		NEUTRAL	0- 0		1- 0		0- 0	
2- 8	0- 2		0- 4		CONFERENCE	0- 1		2- 1		0- 0	
2- 3	0- 1		0- 1		HOME	0- 1		2- 0		0- 0	
0- 5	0- 1		0- 3		AWAY	0- 0		0- 1		0- 0	
0- 0	0- 0		0- 0		NEUTRAL	0- 0		0- 0		0- 0	

RPI 1-25				RPI 26-50				RPI 51-100				Team's RPI : 79				RPI 101+			
RPI	S	Opponent	Score	RPI	S	Opponent	Score	RPI	S	Opponent	Score	RPI	S	Opponent	Score	RPI	S	Opponent	Score
4	A	Oregon	56 89	27	A	Stanford	57 70	55	H	Gonzaga	56 64	105	H	Saint Louis	85 63				
8	H	UCLA	71 79	31	N	South Fla.	45 82	60	A	UC Davis	76 91	127	N	ETSU	80 76				
19	N	Rutgers	63 60	33	A	Cal i forni a	60 66	81	H	Utah	79 81	141	H	Idaho St.	72 55				
				38	A	Oregon St.	53 71	87	A	Saint Mary's (CA)	75 81	143	A	Washi ngton	49 56				
				45	H	Southern Cal i forni a	72 73	97	H	Kentucky	68 73	143	H	Washi ngton	78 75				
				50	A	Nebraska	73 61					145	H	Col orado	89 75				
												163	A	San Franci sco	74 70				
												200	A	Boi se St.	61 53				
LAST 12 Division I GAMES:																			
		8	H	UCLA	71 79			81	H	Utah	79 81								
		45	H	Southern Cal i forni a	72 73			145	H	Col orado	89 75								
		143	A	Washing ton	49 56			38	A	Oregon St.	53 71								
		143	H	Washing ton	78 75			4	A	Oregon	56 89								
		33	A	Cal i forni a	60 66			50	A	Nebraska	73 61								
		27	A	Stanford	57 70			200	A	Boi se St.	61 53								

Non-Div I Games:

Washington St.

Average RPI Win:	228	WON-LOST	WINNING	LAST 10	STRENGTH OF	OPP. STRENGTH	TEAM	ADJ.	CONF.	ADJ CONF.
Average RPI Loss:	147	RECORD	PCT. RANK	GAMES	SCHEDULE	OF SCHEDULE	RPI	RPI	RPI	RPI
DIV. I ONLY	12- 5	67	7- 3	308	142	129	129	19	19	
DIV. I NON-CONF.	6- 3	87	3- 1	314	148	180	180	14	14	
-----										
TOTALS	RPI 1-25	RPI 26-50	W-L RECORDS	RPI 51-100	RPI 101-999	RPI 201+				
12- 5	0- 1	1- 0	OVERALL	0- 1	11- 3	8- 1				
7- 1	0- 0	1- 0	HOME	0- 1	6- 0	4- 0				
5- 4	0- 1	0- 0	AWAY	0- 0	5- 3	4- 1				
0- 0	0- 0	0- 0	NEUTRAL	0- 0	0- 0	0- 0				
6- 3	0- 1	0- 0	NON-CONFERENCE	0- 1	6- 1	6- 0				
4- 1	0- 0	0- 0	HOME	0- 1	4- 0	4- 0				
2- 2	0- 1	0- 0	AWAY	0- 0	2- 1	2- 0				
0- 0	0- 0	0- 0	NEUTRAL	0- 0	0- 0	0- 0				
6- 2	0- 0	1- 0	CONFERENCE	0- 0	5- 2	2- 1				
3- 0	0- 0	1- 0	HOME	0- 0	2- 0	0- 0				
3- 2	0- 0	0- 0	AWAY	0- 0	3- 2	2- 1				
0- 0	0- 0	0- 0	NEUTRAL	0- 0	0- 0	0- 0				

RPI 1-25				RPI 26-50				RPI 51-100				RPI 101+ Team's RPI: 129			
RPI	S	Opponent	Score	RPI	S	Opponent	Score	RPI	S	Opponent	Score	RPI	S	Opponent	Score
4	A	Oregon	87 114	49	H	Northern Colo.	82 73	81	H	Utah	58 85	132	A	Portland St.	64 77
												141	A	Idaho St.	76 70
												141	H	Idaho St.	84 73
												152	H	North Dakota	80 69
												192	A	Fresno St.	78 81
												216	A	CSUN	64 61
												227	H	Pepperdine	71 61
												273	A	Sacramento St.	78 56
												300	A	Portland	91 70
												301	H	Incarnate Word	79 55
												304	H	Utah Valley	75 57
												307	A	Southern Utah	77 64
												322	H	Air Force	62 52
												328	A	Northern Ariz.	75 76
-----															
LAST 12 Division I GAMES:															
141	H	Idaho St.	84 73	328	A	Northern Ariz.	75 76	141	A	Idaho St.	76 70				
132	A	Portland St.	64 77					192	A	Fresno St.	78 81				
273	A	Sacramento St.	78 56					300	A	Portland	91 70				
152	H	North Dakota	80 69					322	H	Air Force	62 52				
49	H	Northern Colo.	82 73					227	H	Pepperdine	71 61				
307	A	Southern Utah	77 64												

Non-Div I Games: Westminster (UT) 64 58 Antelope Valley 80 70

Weber St.

Average RPI Win:	170	WON-LOST	WINNING	LAST 10	STRENGTH OF	OPP. STRENGTH	TEAM	ADJ.	CONF.	ADJ CONF.
Average RPI Loss:	43	RECORD	PCT. RANK	GAMES	SCHEDULE	OF SCHEDULE	RPI	RPI	RPI	RPI
DIV. I ONLY	17- 5	35	5- 5	53	79	39	39	5	5	
DIV. I NON-CONF.	12- 0	1	2- 0	165	161	20	20	6	6	
-----										
TOTALS	RPI 1-25	RPI 26-50	W-L RECORDS	RPI 51-100	RPI 101-999	RPI 201+				
17- 5	1- 2	1- 0	OVERALL	3- 3	12- 0	7- 0				
9- 3	0- 1	0- 0	HOME	0- 2	9- 0	7- 0				
4- 2	1- 1	0- 0	AWAY	1- 1	2- 0	0- 0				
4- 0	0- 0	1- 0	NEUTRAL	2- 0	1- 0	0- 0				
12- 0	1- 0	1- 0	NON-CONFERENCE	2- 0	8- 0	6- 0				
7- 0	0- 0	0- 0	HOME	0- 0	7- 0	6- 0				
1- 0	1- 0	0- 0	AWAY	0- 0	0- 0	0- 0				
4- 0	0- 0	1- 0	NEUTRAL	2- 0	1- 0	0- 0				
5- 5	0- 2	0- 0	CONFERENCE	1- 3	4- 0	1- 0				
2- 3	0- 1	0- 0	HOME	0- 2	2- 0	1- 0				
3- 2	0- 1	0- 0	AWAY	1- 1	2- 0	0- 0				
0- 0	0- 0	0- 0	NEUTRAL	0- 0	0- 0	0- 0				

RPI 1-25				RPI 26-50				Team's RPI: 39				RPI 51-100				RPI 101+			
RPI	S	Opponent	Score	RPI	S	Opponent	Score	RPI	S	Opponent	Score	RPI	S	Opponent	Score	RPI	S	Opponent	Score
9	H	Bayl or	72 83	42	N	Drexel	75 42	61	A	TCU	87 82	130	A	Iowa St.	69 59				
11	A	Texas	58 79					61	H	TCU	74 76	130	H	Iowa St.	57 49				
14	A	Texas A&M	70 56					64	A	Oklahoma St.	73 79	135	A	Kansas	74 54				
								70	H	Kansas St.	52 60	162	H	Pittsburgh	73 52				
								74	N	Vi rgi ni a Tech	79 61	189	N	Radford	75 55				
								90	N	Butler	75 68	215	H	Morehead St.	66 56				
												232	H	Texas Tech	82 52				
												245	H	North Florida	87 59				
												273	H	Sacramento St.	101 47				
												287	H	Morgan St.	84 41				
												293	H	Coppin St.	101 43				
												310	H	Central Conn. St.	102 52				
LAST 12 Division I GAMES:																			
9	H	Bayl or	72 83	130	H	Iowa St.	57 49												
232	H	Texas Tech	82 52	70	H	Kansas St.	52 60												
130	A	Iowa St.	69 59	11	A	Texas	58 79												
64	A	Oklahoma St.	73 79	61	A	TCU	87 82												
61	H	TCU	74 76	215	H	Morehead St.	66 56												
135	A	Kansas	74 54	287	H	Morgan St.	84 41												

Non-Div I Games:

West Virginia

Average RPI Win:	215	WON-LOST	WINNING	LAST 10	STRENGTH OF	OPP. STRENGTH	TEAM	ADJ.	CONF.	ADJ CONF.
Average RPI Loss:	187	RECORD	PCT. RANK	GAMES	SCHEDULE	OF SCHEDULE	RPI	RPI	RPI	RPI
DIV. I ONLY	2- 18	334	0- 8	157	295	321	321	17	17	
DIV. I NON-CONF.	2- 11	305	0- 3	182	339	317	317	17	17	
-----										
TOTALS	RPI 1-25	RPI 26-50	W-L RECORDS	RPI 51-100	RPI 101-999	RPI 201+				
2- 18	0- 2	0- 0	OVERALL	0- 2	2- 14	1- 9				
2- 6	0- 0	0- 0	HOME	0- 0	2- 6	1- 4				
0- 12	0- 2	0- 0	AWAY	0- 2	0- 8	0- 5				
0- 0	0- 0	0- 0	NEUTRAL	0- 0	0- 0	0- 0				
2- 11	0- 2	0- 0	NON-CONFERENCE	0- 0	2- 9	1- 7				
2- 3	0- 0	0- 0	HOME	0- 0	2- 3	1- 2				
0- 8	0- 2	0- 0	AWAY	0- 0	0- 6	0- 5				
0- 0	0- 0	0- 0	NEUTRAL	0- 0	0- 0	0- 0				
0- 7	0- 0	0- 0	CONFERENCE	0- 2	0- 5	0- 2				
0- 3	0- 0	0- 0	HOME	0- 0	0- 3	0- 2				
0- 4	0- 0	0- 0	AWAY	0- 2	0- 2	0- 0				
0- 0	0- 0	0- 0	NEUTRAL	0- 0	0- 0	0- 0				

RPI 1-25				RPI 26-50				RPI 51-100				RPI 101+ Team's RPI: 321			
RPI	S	Opponent	Score	RPI	S	Opponent	Score	RPI	S	Opponent	Score	RPI	S	Opponent	Score
16	A	Georgia	50 76					65	A	Mercer	50 72	127	A	ETSU	50 66
18	A	South Carolina	43 101					91	A	Chattanooga	32 47	133	A	High Point	69 75
												146	H	Davidson	57 70
												187	A	Samford	54 62
												188	H	Furman	59 68
												189	H	Radford	39 27
												220	A	Gardner-Webb	67 70
												224	A	N.C. A&T	59 68
												228	A	UT Martin	54 62
												231	H	UNCG	67 88
												240	H	UNC Asheville	62 52
												257	A	Campbell	51 58
												277	H	Wofford	48 54
												296	H	Eastern Ky.	59 62
												333	A	South Carolina St.	45 75
												335	H	Florida A&M	63 80
-----															
LAST 12 Division I GAMES:															
231	H	UNCG	67 88	127	A	ETSU	50 66								
65	A	Mercer	50 72	220	A	Gardner-Webb	67 70								
187	A	Samford	54 62	133	A	High Point	69 75								
277	H	Wofford	48 54	224	A	N.C. A&T	59 68								
188	H	Furman	59 68	333	A	South Carolina St.	45 75								
91	A	Chattanooga	32 47	189	H	Radford	39 27								

Non-Div I Games: Warren Wilson 114 54 Brevard 79 34

Western Caro.



Average RPI Win: 232		WON-LOST RECORD	WINNING PCT. RANK	LAST 10 GAMES	STRENGTH OF SCHEDULE	OPP. STRENGTH OF SCHEDULE	TEAM RPI	ADJ. RPI	CONF. RPI	ADJ CONF. RPI
Average RPI Loss: 109										
DIV. I ONLY		14- 6	69	6- 4	269	170	119	119	14	14
DIV. I NON-CONF.		8- 4	87	2- 2	290	174	127	127	15	15
TOTALS		RPI 1-25		RPI 26-50	W-L RECORDS		RPI 51-100	RPI 101-999	RPI 201+	
14- 6	0- 0		1- 1	OVERALL		0- 2	13- 3	8- 1		
7- 2	0- 0		0- 0	HOME		0- 1	7- 1	4- 0		
7- 4	0- 0		1- 1	AWAY		0- 1	6- 2	4- 1		
0- 0	0- 0		0- 0	NEUTRAL		0- 0	0- 0	0- 0		
8- 4	0- 0		1- 0	NON-CONFERENCE		0- 1	7- 3	4- 1		
3- 1	0- 0		0- 0	HOME		0- 0	3- 1	2- 0		
5- 3	0- 0		1- 0	AWAY		0- 1	4- 2	2- 1		
0- 0	0- 0		0- 0	NEUTRAL		0- 0	0- 0	0- 0		
6- 2	0- 0		0- 1	CONFERENCE		0- 1	6- 0	4- 0		
4- 1	0- 0		0- 0	HOME		0- 1	4- 0	2- 0		
2- 1	0- 0		0- 1	AWAY		0- 0	2- 0	2- 0		
0- 0	0- 0		0- 0	NEUTRAL		0- 0	0- 0	0- 0		

Western Illinois.

Western Illinois.

RPI 1-25				RPI 26-50				RPI 51-100				RPI 101+				Team's RPI: 119	
RPI	S	Opponent	Score	RPI	S	Opponent	Score	RPI	S	Opponent	Score	RPI	S	Opponent	Score		
				27	A	Stanford	71 64	55	A	Gonzaga	65 80	106	H	Milwaukee	67 77		
				40	A	South Dakota St.	48 84	75	H	South Dakota	58 82	139	A	Northern Ill.	94 96		
												149	A	Wichita St.	78 65		
												191	H	Oral Roberts	56 49		
												194	A	Illinois	77 67		
												199	H	Denver	118 93		
												201	H	Southeast Mo. St.	87 59		
												233	A	Omaha	90 51		
												236	A	Bradley	80 87		
												243	A	Austin Peay	81 68		
												255	H	UMKC	90 71		
												266	H	North Dakota St.	97 72		
												303	A	Fort Wayne	100 64		
												303	H	Fort Wayne	91 44		
												339	A	Chicago St.	83 45		
												339	H	Chicago St.	71 54		
LAST 12 Division I GAMES:																	
				266	H	North Dakota St.	97 72	75	H	South Dakota	58 82						
				199	H	Denver	118 93	303	A	Fort Wayne	100 64						
				40	A	South Dakota St.	48 84	236	A	Bradley	80 87						
				303	H	Fort Wayne	91 44	55	A	Gonzaga	65 80						
				233	A	Omaha	90 51	27	A	Stanford	71 64						
				191	H	Oral Roberts	56 49	243	A	Austin Peay	81 68						

Non-Div I Games:	Illinois Col.	122	40	William Woods	96	57
------------------	---------------	-----	----	---------------	----	----

Western III.

■ Loss, ■ Non-Conf, S Site, H Home A Away N Neutral

Average RPI Win:	207	WON-LOST	WINNING	LAST 10	STRENGTH OF	OPP. STRENGTH	TEAM	ADJ.	CONF.	ADJ CONF.
Average RPI Loss:	43	RECORD	PCT. RANK	GAMES	SCHEDULE	OF SCHEDULE	RPI	RPI	RPI	RPI
DIV. I ONLY	15- 5	51	7- 2	90	125	43	43	18	18	
DIV. I NON-CONF.	8- 4	87	2- 1	58	34	42	42	19	19	
<hr/>										
TOTALS	RPI 1-25	RPI 26-50	W-L RECORDS	RPI 51-100	RPI 101-999	RPI 201+				
15- 5	1- 1	0- 2	OVERALL	2- 2	12- 0	8- 0				
6- 1	0- 1	0- 0	HOME	0- 0	6- 0	4- 0				
5- 4	0- 0	0- 2	AWAY	0- 2	5- 0	4- 0				
4- 0	1- 0	0- 0	NEUTRAL	2- 0	1- 0	0- 0				
8- 4	1- 1	0- 2	NON-CONFERENCE	2- 1	5- 0	3- 0				
2- 1	0- 1	0- 0	HOME	0- 0	2- 0	2- 0				
2- 3	0- 0	0- 2	AWAY	0- 1	2- 0	1- 0				
4- 0	1- 0	0- 0	NEUTRAL	2- 0	1- 0	0- 0				
7- 1	0- 0	0- 0	CONFERENCE	0- 1	7- 0	5- 0				
4- 0	0- 0	0- 0	HOME	0- 0	4- 0	2- 0				
3- 1	0- 0	0- 0	AWAY	0- 1	3- 0	3- 0				
0- 0	0- 0	0- 0	NEUTRAL	0- 0	0- 0	0- 0				

RPI 1-25				RPI 26-50				Team's RPI: 43				RPI 51-100				RPI 101+			
RPI	S	Opponent	Score	RPI	S	Opponent	Score	RPI	S	Opponent	Score	RPI	S	Opponent	Score	RPI	S	Opponent	Score
1	H	Notre Dame	65 78	30	A	Iowa	97 104	62	N	Toledo	70 56	120	H	Middle Tenn.	57 43				
12	N	Missouri	79 76	32	A	Ball St.	81 93	65	N	Mercer	67 62	140	A	Southern Ill.	75 49				
								69	A	Indiana	71 73	168	H	Southern Miss.	81 60				
								83	A	UAB	61 79	175	N	Stetson	66 58				
												211	A	Louisiana Tech	74 64				
												234	A	North Texas	79 65				
												284	H	FIU	101 47				
												313	A	Georgia St.	74 63				
												315	H	UTSA	73 38				
												324	A	Marshall	86 66				
												338	H	Mississippi Val.	87 48				
												347	H	Evansville	92 54				
LAST 12 Division I GAMES:																			
211	A	Louisiana Tech	74 64	168	H	Southern Miss.	81 60												
234	A	North Texas	79 65	120	H	Middle Tenn.	57 43												
324	A	Marshall	86 66	32	A	Ball St.	81 93												
315	H	UTSA	73 38	62	N	Toledo	70 56												
83	A	UAB	61 79	175	N	Stetson	66 58												
284	H	FIU	101 47	338	H	Mississippi Val.	87 48												

Non-Div I Games: Lee 88 64

Western Ky.

Average RPI Win: 190		WON-LOST RECORD	WINNING PCT. RANK	LAST 10 GAMES	STRENGTH OF SCHEDULE	OPP. STRENGTH OF SCHEDULE	TEAM RPI	ADJ. RPI	CONF. RPI	ADJ. CONF. RPI
DIV. I ONLY	63	9- 9	169	5- 4	93	57	98	98	7	7
DIV. I NON-CONF.		4- 5	202	1- 0	137	26	120	120	8	8
TOTALS		RPI 1-25	RPI 26-50	W-L RECORDS		RPI 51-100	RPI 101-999	RPI 201+		
9- 9	0- 2		0- 3	OVERALL		0- 3	9- 1	4- 1		
4- 1	0- 0		0- 0	HOME		0- 1	4- 0	1- 0		
4- 6	0- 1		0- 3	AWAY		0- 1	4- 1	3- 1		
1- 2	0- 1		0- 0	NEUTRAL		0- 1	1- 0	0- 0		
4- 5	0- 1		0- 2	NON-CONFERENCE		0- 2	4- 0	3- 0		
1- 0	0- 0		0- 0	HOME		0- 0	1- 0	1- 0		
2- 3	0- 0		0- 2	AWAY		0- 1	2- 0	2- 0		
1- 2	0- 1		0- 0	NEUTRAL		0- 1	1- 0	0- 0		
5- 4	0- 1		0- 1	CONFERENCE		0- 1	5- 1	1- 1		
3- 1	0- 0		0- 0	HOME		0- 1	3- 0	0- 0		
2- 3	0- 1		0- 1	AWAY		0- 0	2- 1	1- 1		
0- 0	0- 0		0- 0	NEUTRAL		0- 0	0- 0	0- 0		

RPI 1-25				RPI 26-50				RPI 51-100				Team's RPI : 98				RPI 101+			
RPI	S	Opponent	Score	RPI	S	Opponent	Score	RPI	S	Opponent	Score	RPI	S	Opponent	Score	RPI	S	Opponent	Score
19	N	Rutgers	64 75	30	A	Iowa	56 79	56	N	St. John's (NY)	48 76	111	H	Miami (OH)	81 70				
24	A	Buffalo	49 71	36	A	Central Mich.	70 74	72	A	New Mexico	76 88	123	A	Kent St.	66 61				
				41	A	Michigan St.	62 65	78	H	Ohio	54 69	127	N	ETSU	87 79				
												139	H	Northern Ill.	88 83				
												142	H	Bowling Green	67 58				
												207	A	Eastern Mich.	67 69				
												217	A	Akron	59 51				
												249	A	New Mexico St.	64 55				
												290	H	Detroit Mercy	74 62				
												308	A	Loyol a Chi cago	65 47				
LAST 12 Division I GAMES:																			
				36	A	Central Mich.	70 74	123	A	Kent St.	66 61								
				217	A	Akron	59 51	24	A	Buffalo	49 71								
				111	H	Miami (OH)	81 70	142	H	Bowling Green	67 58								
				207	A	Eastern Mich.	67 69	290	H	Detroit Mercy	74 62								
				78	H	Ohio	54 69	41	A	Michigan St.	62 65								
				139	H	Northern Ill.	88 83	127	N	ETSU	87 79								

Non-Div I Games:	Goshen	87	36	Kentucky St.	85	50	Olivet	86	37
------------------	--------	----	----	--------------	----	----	--------	----	----

Western Mich.

■ Loss, ■ Non-Conf, S Site, H Home A Away N Neutral

Average RPI Win:	188	WON-LOST	WINNING	LAST 10	STRENGTH OF	OPP. STRENGTH	TEAM	ADJ.	CONF.	ADJ CONF.
Average RPI Loss:	95	RECORD	PCT. RANK	GAMES	SCHEDULE	OF SCHEDULE	RPI	RPI	RPI	RPI
DIV. I ONLY	10- 13	217	5- 5	96	78	149	149	8	8	
DIV. I NON-CONF.	5- 9	238	2- 1	90	103	203	203	7	7	
-----										
TOTALS	RPI 1-25	RPI 26-50	W-L RECORDS	RPI 51-100	RPI 101-999	RPI 201+				
10- 13	0- 1	1- 4	OVERALL	1- 3	8- 5	4- 1				
7- 3	0- 0	1- 0	HOME	0- 1	6- 2	4- 0				
2- 9	0- 1	0- 4	AWAY	1- 2	1- 2	0- 1				
1- 1	0- 0	0- 0	NEUTRAL	0- 0	1- 1	0- 0				
5- 9	0- 1	0- 2	NON-CONFERENCE	0- 3	5- 3	3- 0				
4- 2	0- 0	0- 0	HOME	0- 1	4- 1	3- 0				
0- 6	0- 1	0- 2	AWAY	0- 2	0- 1	0- 0				
1- 1	0- 0	0- 0	NEUTRAL	0- 0	1- 1	0- 0				
5- 4	0- 0	1- 2	CONFERENCE	1- 0	3- 2	1- 1				
3- 1	0- 0	1- 0	HOME	0- 0	2- 1	1- 0				
2- 3	0- 0	0- 2	AWAY	1- 0	1- 1	0- 1				
0- 0	0- 0	0- 0	NEUTRAL	0- 0	0- 0	0- 0				

RPI 1-25				RPI 26-50				RPI 51-100				RPI 101+ Team's RPI: 149			
RPI	S	Opponent	Score	RPI	S	Opponent	Score	RPI	S	Opponent	Score	RPI	S	Opponent	Score
10	A	Tennessee	56 68	31	H	South Fla.	64 56	64	A	Oklahoma St.	67 91	119	H	Western Ill.	65 78
				40	A	South Dakota St.	64 96	72	A	New Mexico	62 76	126	A	Missouri St.	71 94
				44	A	Creighton	61 66	75	H	South Dakota	48 62	126	H	Missouri St.	72 58
				46	A	UCF	53 59	92	A	Tulane	64 56	166	H	Tulsa	62 67
				48	A	Houston	55 73					177	N	UC Irvine	76 53
												183	A	Memphis	77 64
												183	H	Memphis	69 61
												194	N	Illinois	67 68
												219	H	SMU	66 43
												226	A	East Carolina	67 77
												255	H	UMKC	72 63
												272	H	Alcorn	87 46
												339	H	Chicago St.	66 63
-----															
LAST 12 Division I GAMES:															
226	A	East Carolina	67 77	46	A	UCF	53 59								
183	A	Memphis	77 64	48	A	Houston	55 73								
31	H	South Fla.	64 56	166	H	Tulsa	62 67								
219	H	SMU	66 43	40	A	South Dakota St.	64 96								
92	A	Tulane	64 56	272	H	Alcorn	87 46								
183	H	Memphis	69 61	339	H	Chicago St.	66 63								

Non-Div I Games:

Wichita St.

Average RPI Win:	228	WON-LOST	WINNING	LAST 10	STRENGTH OF	OPP. STRENGTH	TEAM	ADJ.	CONF.	ADJ CONF.
Average RPI Loss:	158	RECORD	PCT. RANK	GAMES	SCHEDULE	OF SCHEDULE	RPI	RPI	RPI	RPI
DIV. I ONLY	14- 6	69	5- 5	278	184	138	138	10	10	
DIV. I NON-CONF.	9- 2	34	2- 1	294	221	107	107	13	13	
TOTALS	RPI 1-25	RPI 26-50	W-L RECORDS	RPI 51-100	RPI 101-999	RPI 201+				
14- 6	0- 0	0- 1	OVERALL	1- 1	13- 4	11- 3				
8- 3	0- 0	0- 1	HOME	1- 0	7- 2	6- 2				
6- 3	0- 0	0- 0	AWAY	0- 1	6- 2	5- 1				
0- 0	0- 0	0- 0	NEUTRAL	0- 0	0- 0	0- 0				
9- 2	0- 0	0- 0	NON-CONFERENCE	0- 1	9- 1	7- 1				
5- 1	0- 0	0- 0	HOME	0- 0	5- 1	4- 1				
4- 1	0- 0	0- 0	AWAY	0- 1	4- 0	3- 0				
0- 0	0- 0	0- 0	NEUTRAL	0- 0	0- 0	0- 0				
5- 4	0- 0	0- 1	CONFERENCE	1- 0	4- 3	4- 2				
3- 2	0- 0	0- 1	HOME	1- 0	2- 1	2- 1				
2- 2	0- 0	0- 0	AWAY	0- 0	2- 2	2- 1				
0- 0	0- 0	0- 0	NEUTRAL	0- 0	0- 0	0- 0				

RPI	S	Opponent	Score	RPI	S	Opponent	Score	RPI	S	Opponent	Score	RPI	S	Opponent	Score	Team's RPI: 138
42	H	Drexel	58 65	56	A	St. John's (NY)	81 92	76	H	Elon	81 75	146	H	Davidson	73 55	
												147	A	Saint Francis (PA)	92 86	
												153	A	Northeastern	46 64	
												209	A	Hofstra	54 65	
												209	H	Hofstra	63 53	
												209	H	Norfolk St.	74 80	
												225	A	Richmond	78 64	
												226	A	East Carolina	71 65	
												239	H	Loyola Maryland	70 49	
												250	A	Howard	83 71	
												254	A	Col. of Charleston	68 54	
												254	H	Col. of Charleston	79 66	
												260	H	Fairfield	57 47	
												276	A	UNCW	66 53	
												281	H	Towson	66 67	
												305	H	USC Upstate	83 63	
												320	H	Old Dominion	75 58	
LAST 12 Division I GAMES:																
209	H	Hofstra	63 53	42	H	Drexel	58 65									
254	H	Col. of Charleston	79 66	276	A	UNCW	66 53									
153	A	Northeastern	46 64	254	A	Col. of Charleston	68 54									
209	A	Hofstra	54 65	209	H	Norfolk St.	74 80									
76	H	Elon	81 75	320	H	Old Dominion	75 58									
281	H	Towson	66 67	305	H	USC Upstate	83 63									

Non-Div I Games:

William &amp; Mary

Average RPI Win:	349	WON-LOST	WINNING	LAST 10	STRENGTH OF	OPP. STRENGTH	TEAM	ADJ.	CONF.	ADJ CONF.
Average RPI Loss:	197	RECORD	PCT. RANK	GAMES	SCHEDULE	OF SCHEDULE	RPI	RPI	RPI	RPI
DIV. I ONLY	1- 18	343	1- 9	238	314	337	337	28	28	
DIV. I NON-CONF.	0- 10	337	0- 3	208	254	339	339	28	28	
-----										
TOTALS	RPI 1-25	RPI 26-50	W-L RECORDS	RPI 51-100	RPI 101-999	RPI 201+				
1- 18	0- 1	0- 0	OVERALL	0- 3	1- 14	1- 10				
1- 8	0- 0	0- 0	HOME	0- 1	1- 7	1- 5				
0- 10	0- 1	0- 0	AWAY	0- 2	0- 7	0- 5				
0- 0	0- 0	0- 0	NEUTRAL	0- 0	0- 0	0- 0				
0- 10	0- 1	0- 0	NON-CONFERENCE	0- 3	0- 6	0- 5				
0- 4	0- 0	0- 0	HOME	0- 1	0- 3	0- 2				
0- 6	0- 1	0- 0	AWAY	0- 2	0- 3	0- 3				
0- 0	0- 0	0- 0	NEUTRAL	0- 0	0- 0	0- 0				
1- 8	0- 0	0- 0	CONFERENCE	0- 0	1- 8	1- 5				
1- 4	0- 0	0- 0	HOME	0- 0	1- 4	1- 3				
0- 4	0- 0	0- 0	AWAY	0- 0	0- 4	0- 2				
0- 0	0- 0	0- 0	NEUTRAL	0- 0	0- 0	0- 0				

RPI 1-25				RPI 26-50				RPI 51-100				RPI 101+ Team's RPI: 337			
RPI	S	Opponent	Score	RPI	S	Opponent	Score	RPI	S	Opponent	Score	RPI	S	Opponent	Score
15	A	Duke	30 101					57	H	Duquesne	54 81	108	A	Liberty	37 63
								65	A	Mercer	45 93	127	H	ETSU	63 74
								76	A	El on	37 98	133	H	High Point	58 79
												189	A	Radford	52 78
												217	A	Akron	43 69
												220	H	Gardner-Webb	59 66
												240	H	UNC Asheville	48 70
												257	H	Campbell	48 72
												259	A	Presbyterian	45 78
												277	H	Wofford	68 73
												317	A	Charleston So.	45 81
												324	A	Marshall	40 70
												330	A	Tennessee Tech	41 70
												333	H	South Carolina St.	37 65
												349	H	Longwood	69 60
LAST 12 Division I GAMES:															
349	H	Longwood	69 60	108	A	Liberty	37 63								
220	H	Gardner-Webb	59 66	257	H	Campbell	48 72								
259	A	Presbyterian	45 78	189	A	Radford	52 78								
240	H	UNC Asheville	48 70	330	A	Tennessee Tech	41 70								
317	A	Charleston So.	45 81	65	A	Mercer	45 93								
133	H	High Point	58 79	15	A	Duke	30 101								

Non-Div I Games: N.C. Wesleyan 94 50

Winthrop

W  
i  
s  
c  
o  
n  
s  
i  
n

Wisconsin				Through Games Of Jan. 30, 2018							
Average RPI	Win:	211	WON-LOST	WINNING	LAST 10	STRENGTH OF	OPP. STRENGTH	TEAM	ADJ.	CONF.	ADJ CONF.
Average RPI	Loss:	62	RECORD	PCT. RANK	GAMES	SCHEDULE	OF SCHEDULE	RPI	RPI	RPI	RPI
DIV. I ONLY	9- 14	242	2- 8	100	40	178	178	3	3		
DIV. I NON-CONF.	7- 6	165	1- 1	194	53	159	159	4	4		
-----											
TOTALS	RPI 1-25		RPI 26-50		W-L RECORDS	RPI 51-100		RPI 101-999		RPI 201+	
9- 14	0- 5		0- 2		OVERALL	0- 4		9- 3		3- 0	
6- 6	0- 3		0- 1		HOME	0- 1		6- 1		3- 0	
2- 7	0- 1		0- 1		AWAY	0- 3		2- 2		0- 0	
1- 1	0- 1		0- 0		NEUTRAL	0- 0		1- 0		0- 0	
7- 6	0- 3		0- 0		NON-CONFERENCE	0- 1		7- 2		3- 0	
5- 2	0- 1		0- 0		HOME	0- 0		5- 1		3- 0	
1- 3	0- 1		0- 0		AWAY	0- 1		1- 1		0- 0	
1- 1	0- 1		0- 0		NEUTRAL	0- 0		1- 0		0- 0	
2- 8	0- 2		0- 2		CONFERENCE	0- 3		2- 1		0- 0	
1- 4	0- 2		0- 1		HOME	0- 1		1- 0		0- 0	
1- 4	0- 0		0- 1		AWAY	0- 2		1- 1		0- 0	
0- 0	0- 0		0- 0		NEUTRAL	0- 0		0- 0		0- 0	

RPI 1-25				RPI 26-50				RPI 51-100				RPI 101+ Team's RPI: 178			
RPI	S	Opponent	Score	RPI	S	Opponent	Score	RPI	S	Opponent	Score	RPI	S	Opponent	Score
13	H	Green Bay	34 67	30	H	Iowa	46 56	53	A	Minnesota	65 90	106	H	Milwaukee	64 67
20	A	Marquette	65 88	47	A	Purdue	35 57	69	A	Indiana	55 69	112	A	George Washington	46 61
22	H	Maryland	44 71					80	H	Penn St.	62 69	128	N	Vanderbilt	73 71
23	H	Michigan	57 80					90	A	Butler	62 69	162	A	Pittsburgh	58 57
25	N	Syracuse	74 77									172	H	Charlotte	80 66
												176	A	Northwestern	60 69
												176	H	Northwestern	58 46
												186	H	Southern U.	77 74
												194	A	Illinois	70 61
												221	H	La Salle	71 60
												319	H	UTRGV	82 54
												345	H	Savannah St.	82 24
-----															
LAST 12 Division I GAMES:															
194	A	Illinois	70 61	22	H	Maryland	44 71								
69	A	Indiana	55 69	23	H	Michigan	57 80								
176	H	Northwestern	58 46	47	A	Purdue	35 57								
53	A	Minnesota	65 90	30	H	Iowa	46 56								
80	H	Penn St.	62 69	106	H	Milwaukee	64 67								
176	A	Northwestern	60 69	345	H	Savannah St.	82 24								

Non-Div I Games:

Wisconsin

W  
i  
s  
c  
o  
n  
s  
i  
n

RPI 1-25				RPI 26-50				RPI 51-100				RPI 101+				Team's RPI: 277	
RPI	S	Opponent	Score	RPI	S	Opponent	Score	RPI	S	Opponent	Score	RPI	S	Opponent	Score		
16	A	Georgia	56 95					65	H	Mercer	46 71	127	H	ETSU	58 61		
18	A	South Carolina	60 94					91	H	Chattanooga	47 54	187	H	Samford	58 46		
												188	H	Furman	79 48		
												220	A	Gardner-Webb	55 73		
												231	A	UNCG	51 66		
												233	H	Omaha	60 64		
												240	H	UNC Asheville	70 68		
												245	H	North Florida	69 57		
												254	A	Col. of Charleston	51 59		
												276	H	UNCW	60 65		
												285	A	Coastal Caro.	51 67		
												317	H	Charleston So.	45 68		
												321	A	Western Caro.	54 48		
												334	H	N.C. Central	77 56		
												337	A	Winthrop	73 68		
LAST 12 Division I GAMES:																	
				188	H	Furman	79 48	65	H	Mercer	46 71						
				127	H	ETSU	58 61	245	H	North Florida	69 57						
				91	H	Chattanooga	47 54	317	H	Charleston So.	45 68						
				321	A	Western Caro.	54 48	285	A	Coastal Caro.	51 67						
				231	A	UNCG	51 66	254	A	Col. of Charleston	51 59						
				187	H	Samford	58 46	276	H	UNCW	60 65						

Non-Div I Games:	Bob Jones	96	54	Brevard	85	46	Southern Wesleyan	104	57
------------------	-----------	----	----	---------	----	----	-------------------	-----	----



Average RPI Win:	233	WON-LOST	WINNING	LAST 10	STRENGTH OF	OPP. STRENGTH	TEAM	ADJ.	CONF.	ADJ CONF.
Average RPI Loss:	70	RECORD	PCT. RANK	GAMES	SCHEDULE	OF SCHEDULE	RPI	RPI	RPI	RPI
DIV. I ONLY	14- 6	69	7- 3	206	144	102	102	11	11	
DIV. I NON-CONF.	7- 3	74	1- 1	248	145	96	96	12	12	
-----										
TOTALS	RPI 1-25	RPI 26-50	W-L RECORDS	RPI 51-100	RPI 101-999	RPI 201+				
14- 6	0- 3	0- 0	OVERALL	1- 1	13- 2	9- 0				
6- 2	0- 1	0- 0	HOME	0- 1	6- 0	5- 0				
6- 3	0- 2	0- 0	AWAY	1- 0	5- 1	3- 0				
2- 1	0- 0	0- 0	NEUTRAL	0- 0	2- 1	1- 0				
7- 3	0- 2	0- 0	NON-CONFERENCE	1- 0	6- 1	4- 0				
3- 0	0- 0	0- 0	HOME	0- 0	3- 0	3- 0				
2- 2	0- 2	0- 0	AWAY	1- 0	1- 0	0- 0				
2- 1	0- 0	0- 0	NEUTRAL	0- 0	2- 1	1- 0				
7- 3	0- 1	0- 0	CONFERENCE	0- 1	7- 1	5- 0				
3- 2	0- 1	0- 0	HOME	0- 1	3- 0	2- 0				
4- 1	0- 0	0- 0	AWAY	0- 0	4- 1	3- 0				
0- 0	0- 0	0- 0	NEUTRAL	0- 0	0- 0	0- 0				

RPI 1-25				RPI 26-50				RPI 51-100				RPI 101+ Team's RPI: 102			
RPI	S	Opponent	Score	RPI	S	Opponent	Score	RPI	S	Opponent	Score	RPI	S	Opponent	Score
12	A	Missouri	80 82					63	H	IUPUI	61 64	106	H	Milwaukee	56 51
13	H	Green Bay	51 58					77	A	Belmont	91 81	123	A	Kent St.	72 60
16	A	Georgia	71 87									131	A	Cleveland St.	70 71
												175	N	Stetson	64 59
												182	A	Oakland	77 57
												185	N	Providence	69 74
												225	N	Richmond	85 69
												242	A	Youngstown St.	69 59
												242	H	Youngstown St.	73 50
												267	A	Northern Ky.	68 63
												290	A	Detroit Mercy	88 60
												318	H	Ill. -Chicago	60 50
												330	H	Tennessee Tech	82 59
												339	H	Chicago St.	84 39
												344	H	Eastern Ill.	81 46
-----															
LAST 12 Division I GAMES:															
242	A	Youngstown St.	69 59	290	A	Detroit Mercy	88 60								
131	A	Cleveland St.	70 71	182	A	Oakland	77 57								
63	H	IUPUI	61 64	106	H	Milwaukee	56 51								
318	H	Ill. -Chicago	60 50	13	H	Green Bay	51 58								
242	H	Youngstown St.	73 50	16	A	Georgia	71 87								
267	A	Northern Ky.	68 63	77	A	Belmont	91 81								

Non-Div I Games: Northwestern Ohio 106 52 Cincinnati Christian 99 36

Wright St.

Average RPI Win:	176	WON-LOST	WINNING	LAST 10	STRENGTH OF	OPP. STRENGTH	TEAM	ADJ.	CONF.	ADJ CONF.
Average RPI Loss:	132	RECORD	PCT. RANK	GAMES	SCHEDULE	OF SCHEDULE	RPI	RPI	RPI	RPI
DIV. I ONLY	12- 5	67	7- 2	62	202	54	54	16	16	
DIV. I NON-CONF.	5- 4	146	2- 1	41	241	73	73	16	16	
-----										
TOTALS	RPI 1-25	RPI 26-50	W-L RECORDS	RPI 51-100	RPI 101-999	RPI 201+				
12- 5	0- 1	0- 0	OVERALL	2- 1	10- 3	3- 2				
7- 0	0- 0	0- 0	HOME	2- 0	5- 0	3- 0				
5- 3	0- 1	0- 0	AWAY	0- 0	5- 2	0- 2				
0- 2	0- 0	0- 0	NEUTRAL	0- 1	0- 1	0- 0				
5- 4	0- 1	0- 0	NON-CONFERENCE	1- 1	4- 2	1- 1				
3- 0	0- 0	0- 0	HOME	1- 0	2- 0	1- 0				
2- 2	0- 1	0- 0	AWAY	0- 0	2- 1	0- 1				
0- 2	0- 0	0- 0	NEUTRAL	0- 1	0- 1	0- 0				
7- 1	0- 0	0- 0	CONFERENCE	1- 0	6- 1	2- 1				
4- 0	0- 0	0- 0	HOME	1- 0	3- 0	2- 0				
3- 1	0- 0	0- 0	AWAY	0- 0	3- 1	0- 1				
0- 0	0- 0	0- 0	NEUTRAL	0- 0	0- 0	0- 0				

RPI 1-25				RPI 26-50				RPI 51-100 Team's RPI: 54				RPI 101+			
RPI	S	Opponent	Score	RPI	S	Opponent	Score	RPI	S	Opponent	Score	RPI	S	Opponent	Score
15	A	Duke	40 63					63	N	IUPUI	59 65	137	N	UNI	40 55
								72	H	New Mexico	66 55	141	H	Idaho St.	61 53
								95	H	Drake	75 61	148	A	Colorado St.	53 49
												160	A	Idaho	70 64
												164	A	Nevada	65 62
												164	H	Nevada	66 60
												199	A	Denver	61 51
												200	A	Boise St.	66 51
												208	A	Montana St.	46 50
												230	H	Montana	67 62
												237	A	San Diego St.	62 68
												248	H	San Jose St.	58 46
												295	H	Utah St.	61 44
-----															
LAST 12 Division I GAMES:															
248	H	San Jose St.	58 46	164	H	Nevada	66 60	237	A	San Diego St.	62 68				
164	A	Nevada	65 62	15	A	Duke	40 63	160	A	Idaho	70 64				
295	H	Utah St.	61 44	72	H	New Mexico	66 55	141	H	Idaho St.	61 53				
148	A	Colorado St.	53 49	200	A	Boise St.	66 51	208	A	Montana St.	46 50				

Non-Div I Games: Colo. Christian 62 33 Adams St. 73 47

Wyoming

Average RPI Win: 218

Average RPI Loss: 65

WON-LOST  
RECORDWINNING  
PCT. RANKLAST 10  
GAMESSTRENGTH OF  
SCHEDULEOPP. STRENGTH  
OF SCHEDULETEAM  
RPIADJ.  
RPICONF.  
RPIADJ CONF.  
RPIDIV. I ONLY  
DIV. I NON-CONF.9- 13  
7- 4224  
1021- 9  
1- 095  
18876  
236195  
149195  
1496  
56  
5

TOTALS

RPI 1-25

RPI 26-50

W-L RECORDS

RPI 51-100

RPI 101-999

RPI 201+

9- 13 0- 4  
7- 6 0- 1  
1- 6 0- 2  
1- 1 0- 10- 2  
0- 1  
0- 1  
0- 0OVERALL  
HOME  
AWAY  
NEUTRAL1- 3  
0- 2  
1- 1  
0- 08- 4  
7- 2  
0- 2  
1- 04- 0  
4- 0  
0- 0  
0- 07- 4 0- 1  
6- 1 0- 0  
0- 2 0- 0  
1- 1 0- 10- 0  
0- 0  
0- 0  
0- 0NON-CONFERENCE  
HOME  
AWAY  
NEUTRAL0- 1  
0- 0  
0- 1  
0- 07- 2  
6- 1  
0- 1  
1- 04- 0  
4- 0  
0- 0  
0- 02- 9 0- 3  
1- 5 0- 1  
1- 4 0- 2  
0- 0 0- 00- 2  
0- 1  
0- 1  
0- 0CONFERENCE  
HOME  
AWAY  
NEUTRAL1- 2  
0- 2  
1- 0  
0- 01- 2  
1- 1  
0- 1  
0- 00- 0  
0- 0  
0- 0  
0- 0

RPI 1-25

RPI 26-50

RPI 51-100

RPI 101+

Team's RPI: 195

RPI	S	Opponent	Score
12	N	Missouri	48 74
20	A	Marquette	67 88
21	A	Villanova	57 75
21	H	Villanova	50 89

RPI	S	Opponent	Score
26	A	DePaul	48 79
44	H	Creighton	64 71

RPI	S	Opponent	Score
53	A	Minnesota	62 74
56	H	St. John's (NY)	63 67
90	A	Butler	69 62
94	H	Seton Hall	51 62

RPI	S	Opponent	Score
103	H	Wake Forest	57 62
125	A	Georgetown	60 65
125	H	Georgetown	48 65
142	A	Bowling Green	53 63
170	H	Cincinnati	53 50
179	H	New Hampshire	71 66
185	H	Providence	68 59
188	N	Furman	75 62
252	H	Grambling	72 67
261	H	Mt. St. Mary's	66 45
303	H	Fort Wayne	62 50
335	H	Florida A&M	70 52

LAST 12 Division I GAMES:

125	H	Georgetown	48 65	94	H	Seton Hall	51 62
21	H	Villanova	50 89	56	H	St. John's (NY)	63 67
44	H	Creighton	64 71	21	A	Villanova	57 75
185	H	Providence	68 59	125	A	Georgetown	60 65
20	A	Marquette	67 88	90	A	Butler	69 62
26	A	DePaul	48 79	335	H	Florida A&M	70 52

X  
a  
v  
i  
e  
rX  
a  
v  
i  
e  
r

Non-Div I Games:

Xavier

Y  
a  
l  
e

Y  
a  
l  
e

Yal e

Average RPI Win:	274	WON-LOST	WINNING	LAST 10	STRENGTH OF	OPP. STRENGTH	TEAM	ADJ.	CONF.	ADJ CONF.
Average RPI Loss:	122	RECORD	PCT. RANK	GAMES	SCHEDULE	OF SCHEDULE	RPI	RPI	RPI	RPI
DIV. I ONLY	6- 13	271	4- 6	149	201	242	242	11	11	
DIV. I NON-CONF.	2- 7	286	1- 0	230	244	281	281	12	12	
-----										
TOTALS	RPI 1-25	RPI 26-50	W-L RECORDS	RPI 51-100	RPI 101-999	RPI 201+				
6- 13	0- 1	0- 0	OVERALL	0- 2	6- 10	5- 1				
4- 5	0- 0	0- 0	HOME	0- 1	4- 4	4- 0				
2- 8	0- 1	0- 0	AWAY	0- 1	2- 6	1- 1				
0- 0	0- 0	0- 0	NEUTRAL	0- 0	0- 0	0- 0				
2- 7	0- 0	0- 0	NON-CONFERENCE	0- 1	2- 6	2- 1				
1- 2	0- 0	0- 0	HOME	0- 0	1- 2	1- 0				
1- 5	0- 0	0- 0	AWAY	0- 1	1- 4	1- 1				
0- 0	0- 0	0- 0	NEUTRAL	0- 0	0- 0	0- 0				
4- 6	0- 1	0- 0	CONFERENCE	0- 1	4- 4	3- 0				
3- 3	0- 0	0- 0	HOME	0- 1	3- 2	3- 0				
1- 3	0- 1	0- 0	AWAY	0- 0	1- 2	0- 0				
0- 0	0- 0	0- 0	NEUTRAL	0- 0	0- 0	0- 0				

RPI 1-25				RPI 26-50				RPI 51-100				RPI 101+ Team's RPI: 242			
RPI	S	Opponent	Score	RPI	S	Opponent	Score	RPI	S	Opponent	Score	RPI	S	Opponent	Score
13	A	Green Bay	56 65					63	H	IUPUI	43 65	102	A	Wright St.	50 73
								71	A	Ameri can	72 78	102	H	Wright St.	59 69
												106	A	Milwaukee	61 62
												123	H	Kent St.	44 55
												131	A	Cleveland St.	66 52
												144	H	Bucknell	60 66
												147	A	Saint Francis (PA)	65 79
												158	A	Robert Morris	52 84
												162	A	Pittsburgh	58 66
												182	H	Oakland	48 58
												217	A	Akron	58 75
												267	H	Northern Ky.	54 51
												290	H	Detroit Mercy	76 59
												308	A	Loyola Chi cago	73 49
												318	H	Ill. -Chi cago	76 63
												328	H	Northern Ari z.	69 67
-----															
LAST 12 Division I GAMES:															
102	H	Wright St.	59 69	63	H	IUPUI	43 65								
267	H	Northern Ky.	54 51	318	H	Ill. -Chi cago	76 63								
131	A	Cleveland St.	66 52	182	H	Oakland	48 58								
102	A	Wright St.	50 73	290	H	Detroit Mercy	76 59								
106	A	Milwaukee	61 62	328	H	Northern Ari z.	69 67								
13	A	Green Bay	56 65	147	A	Saint Francis (PA)	65 79								

Non-Div I Games: Ohio Valley 86 59 Penn St. -Beaver 97 40

Youngstown St.

Loss, 
Non-Conf, 
S Site, 
H Home
A Away 
N Neutral