

Average RPI Win:	248	WON-LOST	WINNING	LAST 10	STRENGTH OF	OPP. STRENGTH	TEAM	ADJ.	CONF.	ADJ CONF.
Average RPI Loss:	154	RECORD	PCT. RANK	GAMES	SCHEDULE	OF SCHEDULE	RPI	RPI	RPI	RPI
DIV. I ONLY	11- 6	93	7-3	245	268	125	125	23	23	
DIV. I NON-CONF.	3- 4	201	0-1	262	227	191	191	20	20	
TOTALS	RPI 1-25	RPI 26-50	W-L RECORDS	RPI 51-100	RPI 101-150	RPI 150+				
11- 6	0- 2	0- 0	OVERALL	1- 0	0- 1	10- 3				
5- 1	0- 0	0- 0	HOME	0- 0	0- 1	5- 0				
5- 5	0- 2	0- 0	AWAY	1- 0	0- 0	4- 3				
1- 0	0- 0	0- 0	NEUTRAL	0- 0	0- 0	1- 0				
3- 4	0- 2	0- 0	NON-CONFERENCE	0- 0	0- 0	3- 2				
1- 0	0- 0	0- 0	HOME	0- 0	0- 0	1- 0				
1- 4	0- 2	0- 0	AWAY	0- 0	0- 0	1- 2				
1- 0	0- 0	0- 0	NEUTRAL	0- 0	0- 0	1- 0				
8- 2	0- 0	0- 0	CONFERENCE	1- 0	0- 1	7- 1				
4- 1	0- 0	0- 0	HOME	0- 0	0- 1	4- 0				
4- 1	0- 0	0- 0	AWAY	1- 0	0- 0	3- 1				
0- 0	0- 0	0- 0	NEUTRAL	0- 0	0- 0	0- 0				

RPI 1-25				RPI 26-50				RPI 51-100				RPI 101+ Team's RPI: 125			
RPI	S	Opponent	Score	RPI	S	Opponent	Score	RPI	S	Opponent	Score	RPI	S	Opponent	Score
14	A	Missouri St.	51 79					79	A	Abilene Christian	70 58	111	H	SFA	44 66
18	A	Texas A&M	48 85									155	A	New Orleans	83 53
												162	H	Sam Houston St.	57 54
												215	H	Lamar University	49 39
												217	H	Central Ark.	67 47
												229	A	Southeastern La.	44 48
												261	A	South Alabama	82 83
												292	A	Texas St.	48 57
												293	H	Nicholls St.	55 49
												305	N	Prairie View	64 52
												316	A	UTRGV	59 54
												316	H	UTRGV	61 50
												324	A	Incarinate Word	64 38
												342	A	Northwestern St.	72 59
LAST 10 Division I															
162	H	Sam Houston St.	57 54	111	H	SFA	44 66								
324	A	Incarinate Word	64 38	229	A	Southeastern La.	44 48								
155	A	New Orleans	83 53	342	A	Northwestern St.	72 59								
215	H	Lamar University	49 39	18	A	Texas A&M	48 85								
79	A	Abilene Christian	70 58	217	H	Central Ark.	67 47								

Non-Div I Games: UNKNOWN 75 55 Huston-Tillotson 63 49 Texas Wesleyan 90 52

A&M-Corpus Christi

Loss, Non-Conf, S Site, H Home A Away N Neutral

Average RPI Win:	219	WON-LOST	WINNING	LAST 10	STRENGTH OF	OPP. STRENGTH	TEAM	ADJ.	CONF.	ADJ CONF.
Average RPI Loss:	94	RECORD	PCT. RANK	GAMES	SCHEDULE	OF SCHEDULE	RPI	RPI	RPI	RPI
DIV. I ONLY	11- 3	41	8-2	223	204	79	79	23	23	
DIV. I NON-CONF.	4- 1	52	1-0	220	73	57	57	20	20	
TOTALS	RPI 1-25	RPI 26-50	W-L RECORDS	RPI 51-100	RPI 101-150	RPI 150+				
11- 3	0- 0	0- 1	OVERALL	0- 0	2- 2	9- 0				
5- 1	0- 0	0- 0	HOME	0- 0	0- 1	5- 0				
6- 2	0- 0	0- 1	AWAY	0- 0	2- 1	4- 0				
0- 0	0- 0	0- 0	NEUTRAL	0- 0	0- 0	0- 0				
4- 1	0- 0	0- 1	NON-CONFERENCE	0- 0	2- 0	2- 0				
2- 0	0- 0	0- 0	HOME	0- 0	0- 0	2- 0				
2- 1	0- 0	0- 1	AWAY	0- 0	2- 0	0- 0				
0- 0	0- 0	0- 0	NEUTRAL	0- 0	0- 0	0- 0				
7- 2	0- 0	0- 0	CONFERENCE	0- 0	0- 2	7- 0				
3- 1	0- 0	0- 0	HOME	0- 0	0- 1	3- 0				
4- 1	0- 0	0- 0	AWAY	0- 0	0- 1	4- 0				
0- 0	0- 0	0- 0	NEUTRAL	0- 0	0- 0	0- 0				

RPI 1-25				RPI 26-50				RPI 51-100				Team's RPI: 79		RPI 101+			
RPI	S	Opponent	Score	RPI	S	Opponent	Score	RPI	S	Opponent	Score			RPI	S	Opponent	Score
				47	A	Oklahoma	65 78							111	A	SFA	59 69
														125	H	A&M-Corpus Christi	58 70
														126	A	Portland	76 69
														150	A	Wright St.	83 64
														155	H	New Orleans	76 62
														162	A	Sam Houston St.	81 73
														215	H	Lamar University	78 72
														217	A	Central Ark.	74 64
														224	H	Tulsa	73 63
														229	H	Southeastern La.	61 53
														293	A	Nicholls St.	95 84
														312	H	New Mexico St.	67 54
														328	A	McNeese	90 73
LAST 10 Division I																	
				111	A	SFA	59 69	328	A	McNeese	90 73						
				217	A	Central Ark.	74 64	215	H	Lamar University	78 72						
				162	A	Sam Houston St.	81 73	312	H	New Mexico St.	67 54						
				229	H	Southeastern La.	61 53	293	A	Nicholls St.	95 84						
				125	H	A&M-Corpus Christi	58 70	155	H	New Orleans	76 62						

Non-Div I Games: Howard Payne 96 38 Schreiner 110 37 Southwest (NM) 104 52 McMurry 111 43
Abilene Christian

Average RPI Win:	300	WON-LOST	WINNING	LAST 10	STRENGTH OF	OPP. STRENGTH	TEAM	ADJ.	CONF.	ADJ CONF.
Average RPI Loss:	182	RECORD	PCT. RANK	GAMES	SCHEDULE	OF SCHEDULE	RPI	RPI	RPI	RPI
DIV. I ONLY	3- 17	330	1-9	216	260	308	308	17	17	
DIV. I NON-CONF.	1- 9	326	0-2	238	285	333	333	23	23	
TOTALS	RPI 1-25	RPI 26-50	W-L RECORDS	RPI 51-100	RPI 101-150	RPI 150+				
3- 17	0- 0	0- 1	OVERALL	0- 2	0- 4	3- 10				
1- 8	0- 0	0- 0	HOME	0- 0	0- 3	1- 5				
2- 9	0- 0	0- 1	AWAY	0- 2	0- 1	2- 5				
0- 0	0- 0	0- 0	NEUTRAL	0- 0	0- 0	0- 0				
1- 9	0- 0	0- 1	NON-CONFERENCE	0- 1	0- 2	1- 5				
1- 3	0- 0	0- 0	HOME	0- 0	0- 2	1- 1				
0- 6	0- 0	0- 1	AWAY	0- 1	0- 0	0- 4				
0- 0	0- 0	0- 0	NEUTRAL	0- 0	0- 0	0- 0				
2- 8	0- 0	0- 0	CONFERENCE	0- 1	0- 2	2- 5				
0- 5	0- 0	0- 0	HOME	0- 0	0- 1	0- 4				
2- 3	0- 0	0- 0	AWAY	0- 1	0- 1	2- 1				
0- 0	0- 0	0- 0	NEUTRAL	0- 0	0- 0	0- 0				

RPI S	Opponent	Score	RPI S	Opponent	Score	RPI S	Opponent	Score	RPI S	Opponent	Score	Team's RPI: 308
28	A Arizona St.	56 87	51	A Tennessee	54 81	113	A Boise St.	61 70	126	H Portland	56 72	
			81	A Fresno St.	52 61	128	H San Jose St.	60 68	146	H San Diego	59 70	
						188	H UNLV	60 67	189	H New Mexico	53 75	
						206	H Wyoming	63 65	210	A Northern Colo.	62 72	
						238	A Cal St. Fullerton	70 79	262	A Long Beach St.	68 74	
						269	A Colorado St.	40 60	280	A Navy	59 67	
						281	A Nevada	68 61	284	H Army West Point	66 68	
						288	A Utah St.	62 45	288	H Utah St.	52 53	
						330	H NJIT	68 48				
LAST 10 Division I												
81	A Fresno St.	52 61	189	H New Mexico	53 75							
128	H San Jose St.	60 68	288	A Utah St.	62 45							
288	H Utah St.	52 53	188	H UNLV	60 67							
269	A Colorado St.	40 60	238	A Cal St. Fullerton	70 79							
113	A Boise St.	61 70	262	A Long Beach St.	68 74							

Non-Div I Games: Neb. Wesleyan 93 42

Air Force

■ Loss,
 ■ Non-Conf, S Site,
 ■ Home
 ■ Away
 N Neutral

Average RPI Win: 244	WON-LOST	WINNING	LAST 10	STRENGTH OF	OPP. STRENGTH	TEAM	ADJ.	CONF.	ADJ CONF.
Average RPI Loss: 119	RECORD	PCT. RANK	GAMES	SCHEDULE	OF SCHEDULE	RPI	RPI	RPI	RPI
DIV. I ONLY	9- 10	193	4-6	180	188	194	194	10	10
DIV. I NON-CONF.	7- 4	100	2-0	205	315	142	142	10	10
TOTALS	RPI 1-25	RPI 26-50	W-L RECORDS	RPI 51-100	RPI 101-150	RPI 150+			
9- 10	0- 1	0- 1	OVERALL	0- 2	1- 3	8- 3			
4- 5	0- 1	0- 1	HOME	0- 0	1- 2	3- 1			
3- 5	0- 0	0- 0	AWAY	0- 2	0- 1	3- 2			
2- 0	0- 0	0- 0	NEUTRAL	0- 0	0- 0	2- 0			
7- 4	0- 0	0- 1	NON-CONFERENCE	0- 1	1- 1	6- 1			
3- 2	0- 0	0- 1	HOME	0- 0	1- 1	2- 0			
2- 2	0- 0	0- 0	AWAY	0- 1	0- 0	2- 1			
2- 0	0- 0	0- 0	NEUTRAL	0- 0	0- 0	2- 0			
2- 6	0- 1	0- 0	CONFERENCE	0- 1	0- 2	2- 2			
1- 3	0- 1	0- 0	HOME	0- 0	0- 1	1- 1			
1- 3	0- 0	0- 0	AWAY	0- 1	0- 1	1- 1			
0- 0	0- 0	0- 0	NEUTRAL	0- 0	0- 0	0- 0			

RPI 1-25				RPI 26-50				RPI 51-100				RPI 101+ Team's RPI: 194			
RPI	S	Opponent	Score	RPI	S	Opponent	Score	RPI	S	Opponent	Score	RPI	S	Opponent	Score
20	H	Central Mich.	72 77	45	H	Michigan	71 80	75	A	Ohio	57 70	109	H	Duquesne	63 88
								92	A	Butler	55 76	135	H	N.C. A&T	64 52
												136	A	Western Mich.	71 79
												136	H	Western Mich.	51 56
												177	A	Toledo	61 65
												192	H	Miami (OH)	70 62
												199	A	Bowling Green	76 73
												200	A	Cleveland St.	62 66
												202	H	Northern Ill.	65 70
												208	H	Youngstown St.	91 62
												263	N	Morgan St.	52 45
												286	A	St. Bonaventure	63 54
												291	N	Denver	88 72
												307	H	Purdue Fort Wayne	64 53
												314	A	Detroit Mercy	81 60
LAST 10 Division I															
75	A	Ohio	57 70	199	A	Bowling Green	76 73								
136	A	Western Mich.	71 79	136	H	Western Mich.	51 56								
192	H	Miami (OH)	70 62	20	H	Central Mich.	72 77								
202	H	Northern Ill.	65 70	263	N	Morgan St.	52 45								
177	A	Toledo	61 65	291	N	Denver	88 72								

Non-Div I Games:

Akron

■ Loss,
 ■ Non-Conf, S Site,
 ■ Home
 ■ Away
 N Neutral

Alabama

Through Games Of Jan. 29, 2020

Average RPI Win:	161	WON-LOST	WINNING	LAST 10	STRENGTH OF	OPP. STRENGTH	TEAM	ADJ.	CONF.	ADJ CONF.
Average RPI Loss:	52	RECORD	PCT. RANK	GAMES	SCHEDULE	OF SCHEDULE	RPI	RPI	RPI	RPI
DIV. I ONLY	12- 8	114	5-5	19	73	62	62	4	4	
DIV. I NON-CONF.	10- 3	58	3-0	101	175	64	64	5	5	
TOTALS	RPI 1-25	RPI 26-50	W-L RECORDS	RPI 51-100	RPI 101-150	RPI 150+				
12- 8	0- 4	0- 0	OVERALL	4- 3	2- 0	6- 1				
7- 5	0- 3	0- 0	HOME	3- 1	0- 0	4- 1				
4- 2	0- 1	0- 0	AWAY	0- 1	2- 0	2- 0				
1- 1	0- 0	0- 0	NEUTRAL	1- 1	0- 0	0- 0				
10- 3	0- 0	0- 0	NON-CONFERENCE	3- 2	1- 0	6- 1				
6- 2	0- 0	0- 0	HOME	2- 1	0- 0	4- 1				
3- 0	0- 0	0- 0	AWAY	0- 0	1- 0	2- 0				
1- 1	0- 0	0- 0	NEUTRAL	1- 1	0- 0	0- 0				
2- 5	0- 4	0- 0	CONFERENCE	1- 1	1- 0	0- 0				
1- 3	0- 3	0- 0	HOME	1- 0	0- 0	0- 0				
1- 2	0- 1	0- 0	AWAY	0- 1	1- 0	0- 0				
0- 0	0- 0	0- 0	NEUTRAL	0- 0	0- 0	0- 0				

RPI 1-25				RPI 26-50				RPI 51-100 Team's RPI: 62				RPI 101+			
RPI	S	Opponent	Score	RPI	S	Opponent	Score	RPI	S	Opponent	Score	RPI	S	Opponent	Score
1	H	South Carolina	78 93					51	A	Tennessee	63 65	122	A	Tulane	66 56
18	H	Texas A&M	74 79					54	H	Iowa St.	66 75	138	A	Auburn	75 48
21	H	Kentucky	71 81					57	H	North Carolina	83 77	151	H	Bethune-Cookman	60 49
24	A	LSU	60 71					58	N	UNI	87 77	171	A	Clemson	67 54
								71	N	Southern California	57 60	179	H	Hampton	61 64
								85	H	Vanderbilt	98 61	229	H	Southeastern La.	87 50
								95	H	Colgate	72 52	236	H	Radford	85 51
												261	A	South Alabama	74 62
												323	H	Mercer	111 56
LAST 10 Division I															
85	H	Vanderbilt	98 61	1	H	South Carolina	78 93								
18	H	Texas A&M	74 79	24	A	LSU	60 71								
51	A	Tennessee	63 65	229	H	Southeastern La.	87 50								
138	A	Auburn	75 48	236	H	Radford	85 51								
21	H	Kentucky	71 81	151	H	Bethune-Cookman	60 49								

Non-Div I Games:

Alabama

■ Loss,
 ■ Non-Conf, S Site,
 ■ Home
 ■ Away
 N Neutral

Alabama A&M

Through Games Of Jan. 29, 2020

Average RPI Win:	317	WON-LOST	WINNING	LAST 10	STRENGTH OF	OPP. STRENGTH	TEAM	ADJ.	CONF.	ADJ CONF.
Average RPI Loss:	179	RECORD	PCT. RANK	GAMES	SCHEDULE	OF SCHEDULE	RPI	RPI	RPI	RPI
DIV. I ONLY	8- 10	208	5-5	343	341	275	275	31	31	
DIV. I NON-CONF.	4- 7	225	1-2	230	313	217	217	30	30	
TOTALS	RPI 1-25	RPI 26-50	W-L RECORDS	RPI 51-100	RPI 101-150	RPI 150+				
8- 10	0- 0	0- 1	OVERALL	0- 1	0- 1	8- 7				
2- 2	0- 0	0- 0	HOME	0- 1	0- 0	2- 1				
5- 7	0- 0	0- 1	AWAY	0- 0	0- 1	5- 5				
1- 1	0- 0	0- 0	NEUTRAL	0- 0	0- 0	1- 1				
4- 7	0- 0	0- 1	NON-CONFERENCE	0- 1	0- 1	4- 4				
0- 2	0- 0	0- 0	HOME	0- 1	0- 0	0- 1				
4- 4	0- 0	0- 1	AWAY	0- 0	0- 1	4- 2				
0- 1	0- 0	0- 0	NEUTRAL	0- 0	0- 0	0- 1				
4- 3	0- 0	0- 0	CONFERENCE	0- 0	0- 0	4- 3				
2- 0	0- 0	0- 0	HOME	0- 0	0- 0	2- 0				
1- 3	0- 0	0- 0	AWAY	0- 0	0- 0	1- 3				
1- 0	0- 0	0- 0	NEUTRAL	0- 0	0- 0	1- 0				

RPI 1-25			RPI 26-50			RPI 51-100			RPI 101+ Team's RPI: 275		
RPI	S	Opponent	Score	RPI	S	Opponent	Score	RPI	S	Opponent	Score
				49	A	Nebraska	46 68	78	H	North Florida	64 73
								105	A	Cincinnati	47 62
								161	A	Jackson St.	53 67
								169	N	North Ala.	65 80
								175	H	Austin Peay	61 67
								178	A	Memphis	71 79
								247	A	Southern U.	46 55
								256	A	San Diego St.	61 53
								291	A	Denver	86 83
								294	A	California Baptist	55 60
								318	H	Ark.-Pine Bluff	74 55
								319	A	Alcorn	74 67
								322	A	Georgia St.	67 52
								327	N	Alabama St.	75 48
								336	A	Grambling	59 69
								350	A	Florida A&M	77 53
								351	H	Mississippi Val.	68 48
LAST 10 Division I											
				247	A	Southern U.	46 55	161	A	Jackson St.	53 67
				319	A	Alcorn	74 67	336	A	Grambling	59 69
				327	N	Alabama St.	75 48	178	A	Memphis	71 79
				351	H	Mississippi Val.	68 48	350	A	Florida A&M	77 53
				318	H	Ark.-Pine Bluff	74 55	105	A	Cincinnati	47 62

Non-Div I Games:

Alabama A&M

■ Loss,
 ■ Non-Conf,
 ■ S Site,
 ■ H Home
 ■ A Away
 N Neutral

Average RPI Win:	332	WON-LOST	WINNING	LAST 10	STRENGTH OF	OPP. STRENGTH	TEAM	ADJ.	CONF.	ADJ CONF.
Average RPI Loss:	178	RECORD	PCT. RANK	GAMES	SCHEDULE	OF SCHEDULE	RPI	RPI	RPI	RPI
DIV. I ONLY	3- 13	316	2-8	298	254	327	327	31	31	
DIV. I NON-CONF.	1- 8	322	0-3	83	71	284	284	30	30	
TOTALS	RPI 1-25	RPI 26-50	W-L RECORDS	RPI 51-100	RPI 101-150	RPI 150+				
3- 13	0- 2	0- 0	OVERALL	0- 1	0- 1	3- 9				
2- 3	0- 0	0- 0	HOME	0- 0	0- 0	2- 3				
1- 9	0- 2	0- 0	AWAY	0- 1	0- 1	1- 5				
0- 1	0- 0	0- 0	NEUTRAL	0- 0	0- 0	0- 1				
1- 8	0- 2	0- 0	NON-CONFERENCE	0- 1	0- 1	1- 4				
1- 2	0- 0	0- 0	HOME	0- 0	0- 0	1- 2				
0- 6	0- 2	0- 0	AWAY	0- 1	0- 1	0- 2				
0- 0	0- 0	0- 0	NEUTRAL	0- 0	0- 0	0- 0				
2- 5	0- 0	0- 0	CONFERENCE	0- 0	0- 0	2- 5				
1- 1	0- 0	0- 0	HOME	0- 0	0- 0	1- 1				
1- 3	0- 0	0- 0	AWAY	0- 0	0- 0	1- 3				
0- 1	0- 0	0- 0	NEUTRAL	0- 0	0- 0	0- 1				

RPI 1-25				RPI 26-50				RPI 51-100				RPI 101+ Team's RPI: 327			
RPI	S	Opponent	Score	RPI	S	Opponent	Score	RPI	S	Opponent	Score	RPI	S	Opponent	Score
1	A	South Carolina	43 103					74	A	South Fla.	29 80	120	A	Wisconsin	67 85
19	A	DePaul	76 105									161	A	Jackson St.	62 94
												164	H	Samford	48 83
												169	H	North Ala.	60 81
												171	A	Clemson	43 76
												247	A	Southern U.	47 69
												275	N	Alabama A&M	48 75
												276	A	Ole Miss	66 93
												310	H	Jacksonville St.	68 63
												318	H	Ark.-Pine Bluff	62 73
												319	A	Alcorn	63 73
												336	A	Grambling	73 59
												351	H	Mississippi Val.	77 64
LAST 10 Division I															
319	A	Alcorn	63 73	336	A	Grambling	73 59								
247	A	Southern U.	47 69	161	A	Jackson St.	62 94								
275	N	Alabama A&M	48 75	276	A	Ole Miss	66 93								
318	H	Ark.-Pine Bluff	62 73	169	H	North Ala.	60 81								
351	H	Mississippi Val.	77 64	19	A	DePaul	76 105								

Non-Div I Games: Mobile 76 66 Paine 84 58

Alabama St.

■ Loss,
 ■ Non-Conf,
 ■ S Site,
 ■ H Home
 ■ A Away
 N Neutral

Albany (NY)

Through Games Of Jan. 29, 2020

Average RPI Win:	283	WON-LOST	WINNING	LAST 10	STRENGTH OF	OPP. STRENGTH	TEAM	ADJ.	CONF.	ADJ CONF.
Average RPI Loss:	208	RECORD	PCT. RANK	GAMES	SCHEDULE	OF SCHEDULE	RPI	RPI	RPI	RPI
DIV. I ONLY	7- 13	255	4-6	326	319	309	309	28	28	
DIV. I NON-CONF.	3- 9	279	0-2	335	306	331	331	28	28	
TOTALS	RPI 1-25	RPI 26-50	W-L RECORDS	RPI 51-100	RPI 101-150	RPI 150+				
7- 13	0- 0	0- 0	OVERALL	0- 2	0- 2	7- 9				
4- 7	0- 0	0- 0	HOME	0- 1	0- 1	4- 5				
3- 6	0- 0	0- 0	AWAY	0- 1	0- 1	3- 4				
0- 0	0- 0	0- 0	NEUTRAL	0- 0	0- 0	0- 0				
3- 9	0- 0	0- 0	NON-CONFERENCE	0- 1	0- 2	3- 6				
1- 5	0- 0	0- 0	HOME	0- 0	0- 1	1- 4				
2- 4	0- 0	0- 0	AWAY	0- 1	0- 1	2- 2				
0- 0	0- 0	0- 0	NEUTRAL	0- 0	0- 0	0- 0				
4- 4	0- 0	0- 0	CONFERENCE	0- 1	0- 0	4- 3				
3- 2	0- 0	0- 0	HOME	0- 1	0- 0	3- 1				
1- 2	0- 0	0- 0	AWAY	0- 0	0- 0	1- 2				
0- 0	0- 0	0- 0	NEUTRAL	0- 0	0- 0	0- 0				

RPI S	Opponent	Score	RPI S	Opponent	Score	RPI S	Opponent	Score	RPI S	Opponent	Score	Team's RPI: 309
67	A Marist	52	76	83	H Stony Brook	53	73	114	A Syracuse	53	75	
								133	H Cornell	51	71	
								163	H Columbia	82	78	
								181	H Lafayette	47	54	
								186	H Binghamton	56	53	
								190	H Boston U.	58	60	
								209	A UMass Lowell	51	53	
								252	A Maine	49	60	
								264	H New Hampshire	47	48	
								283	H Monmouth	41	53	
								295	H Vermont	58	49	
								304	A Siena	46	52	
								306	H UMBC	56	51	
								311	H St. Francis Brooklyn	41	49	
								313	A Bryant	55	68	
								339	A Canisius	70	53	
								344	A Central Conn. St.	73	63	
								345	A Hartford	68	63	
LAST 10 Division I												
306	H UMBC	56	51	252	A Maine	49	60					
345	A Hartford	68	63	186	H Binghamton	56	53					
209	A UMass Lowell	51	53	295	H Vermont	58	49					
83	H Stony Brook	53	73	283	H Monmouth	41	53					
264	H New Hampshire	47	48	313	A Bryant	55	68					

Non-Div I Games: FDU-Florham 81 21

Albany (NY)

Loss, Non-Conf, S Site, H Home A Away N Neutral

Average RPI Win:	332	WON-LOST	WINNING	LAST 10	STRENGTH OF	OPP. STRENGTH	TEAM	ADJ.	CONF.	ADJ CONF.
Average RPI Loss:	195	RECORD	PCT. RANK	GAMES	SCHEDULE	OF SCHEDULE	RPI	RPI	RPI	RPI
DIV. I ONLY	7- 11	239	5-5	351	326	319	319	31	31	
DIV. I NON-CONF.	2- 8	295	0-2	324	293	332	332	30	30	
TOTALS	RPI 1-25	RPI 26-50	W-L RECORDS	RPI 51-100	RPI 101-150	RPI 150+				
7- 11	0- 0	0- 0	OVERALL	0- 0	0- 3	7- 8				
3- 3	0- 0	0- 0	HOME	0- 0	0- 1	3- 2				
4- 6	0- 0	0- 0	AWAY	0- 0	0- 2	4- 4				
0- 2	0- 0	0- 0	NEUTRAL	0- 0	0- 0	0- 2				
2- 8	0- 0	0- 0	NON-CONFERENCE	0- 0	0- 2	2- 6				
1- 1	0- 0	0- 0	HOME	0- 0	0- 1	1- 0				
1- 5	0- 0	0- 0	AWAY	0- 0	0- 1	1- 4				
0- 2	0- 0	0- 0	NEUTRAL	0- 0	0- 0	0- 2				
5- 3	0- 0	0- 0	CONFERENCE	0- 0	0- 1	5- 2				
2- 2	0- 0	0- 0	HOME	0- 0	0- 0	2- 2				
3- 1	0- 0	0- 0	AWAY	0- 0	0- 1	3- 0				
0- 0	0- 0	0- 0	NEUTRAL	0- 0	0- 0	0- 0				

RPI 1-25			RPI 26-50			RPI 51-100			RPI 101+			Team's RPI: 319
RPI	S	Opponent	Score	RPI	S	Opponent	Score	RPI	S	Opponent	Score	
								110	A	Texas Southern	70	105
								111	A	SFA	62	67
								117	H	UAB	65	86
								161	H	Jackson St.	67	83
								171	N	Clemson	46	77
								178	A	Memphis	51	57
								214	A	UTEP	47	92
								237	A	North Texas	31	67
								275	H	Alabama A&M	67	74
								276	N	Ole Miss	55	73
								292	A	Texas St.	59	67
								305	A	Prairie View	68	63
								318	A	Ark.-Pine Bluff	77	75
								327	H	Alabama St.	73	63
								336	H	Grambling	80	54
								338	A	Tennessee St.	62	57
								350	H	Florida A&M	58	42
								351	A	Mississippi Val.	81	67
LAST 10 Division I												
327	H	Alabama St.	73	63	161	H	Jackson St.	67	83			
275	H	Alabama A&M	67	74	110	A	Texas Southern	70	105			
318	A	Ark.-Pine Bluff	77	75	305	A	Prairie View	68	63			
351	A	Mississippi Val.	81	67	292	A	Texas St.	59	67			
336	H	Grambling	80	54	117	H	UAB	65	86			

Non-Div I Games: Tougaloo 85 61 Louisiana Col. 86 50

Alcorn

Loss, Non-Conf, S Site, H Home A Away N Neutral

American

Through Games Of Jan. 29, 2020

Average RPI Win:	185	WON-LOST	WINNING	LAST 10	STRENGTH OF	OPP. STRENGTH	TEAM	ADJ.	CONF.	ADJ CONF.
Average RPI Loss:	129	RECORD	PCT. RANK	GAMES	SCHEDULE	OF SCHEDULE	RPI	RPI	RPI	RPI
DIV. I ONLY	8- 11	219	5-5	105	149	172	172	15	15	
DIV. I NON-CONF.	4- 6	212	1-0	171	91	205	205	16	16	
TOTALS	RPI 1-25	RPI 26-50	W-L RECORDS	RPI 51-100	RPI 101-150	RPI 150+				
8- 11	0- 0	0- 0	OVERALL	2- 5	2- 2	4- 4				
6- 2	0- 0	0- 0	HOME	2- 1	1- 1	3- 0				
2- 8	0- 0	0- 0	AWAY	0- 3	1- 1	1- 4				
0- 1	0- 0	0- 0	NEUTRAL	0- 1	0- 0	0- 0				
4- 6	0- 0	0- 0	NON-CONFERENCE	1- 3	1- 0	2- 3				
3- 1	0- 0	0- 0	HOME	1- 1	1- 0	1- 0				
1- 4	0- 0	0- 0	AWAY	0- 1	0- 0	1- 3				
0- 1	0- 0	0- 0	NEUTRAL	0- 1	0- 0	0- 0				
4- 5	0- 0	0- 0	CONFERENCE	1- 2	1- 2	2- 1				
3- 1	0- 0	0- 0	HOME	1- 0	0- 1	2- 0				
1- 4	0- 0	0- 0	AWAY	0- 2	1- 1	0- 1				
0- 0	0- 0	0- 0	NEUTRAL	0- 0	0- 0	0- 0				

RPI 1-25				RPI 26-50				RPI 51-100				RPI 101+				Team's RPI: 172	
RPI	S	Opponent	Score	RPI	S	Opponent	Score	RPI	S	Opponent	Score	RPI	S	Opponent	Score		
								64	A	Bucknell	43	68	115	A	Holy Cross	59	72
								68	H	Minnesota	53	70	140	H	George Washington	66	53
								75	A	Ohio	69	81	143	A	Lehigh	64	56
								77	N	Buffalo	55	73	143	H	Lehigh	63	64
								88	H	Villanova	76	54	174	A	Towson	60	63
								95	A	Colgate	62	63	190	A	Boston U.	44	59
								95	H	Colgate	63	61	201	A	Saint Joseph's	51	72
													212	H	High Point	56	48
													216	A	George Mason	55	73
													236	A	Radford	59	55
													282	H	Loyola Maryland	63	44
													284	H	Army West Point	73	57
LAST 10 Division I																	
				143	A	Lehigh	64	56	143	H	Lehigh	63	64				
				95	A	Colgate	62	63	284	H	Army West Point	73	57				
				282	H	Loyola Maryland	63	44	190	A	Boston U.	44	59				
				115	A	Holy Cross	59	72	95	H	Colgate	63	61				
				64	A	Bucknell	43	68	140	H	George Washington	66	53				

Non-Div I Games:

American

 Loss,
 Non-Conf,
 S Site,
 H Home
 A Away
N Neutral

Appalachian St.

Through Games Of Jan. 29, 2020

Average RPI Win:	310	WON-LOST	WINNING	LAST 10	STRENGTH OF	OPP. STRENGTH	TEAM	ADJ.	CONF.	ADJ CONF.
Average RPI Loss:	143	RECORD	PCT. RANK	GAMES	SCHEDULE	OF SCHEDULE	RPI	RPI	RPI	RPI
DIV. I ONLY	4- 14	302	2-8	147	224	279	279	22	22	
DIV. I NON-CONF.	3- 8	268	1-2	178	236	252	252	21	21	
TOTALS	RPI 1-25	RPI 26-50	W-L RECORDS	RPI 51-100	RPI 101-150	RPI 150+				
4- 14	0- 1	0- 1	OVERALL	0- 2	0- 3	4- 7				
2- 4	0- 0	0- 0	HOME	0- 1	0- 1	2- 2				
1- 9	0- 1	0- 1	AWAY	0- 1	0- 2	1- 4				
1- 1	0- 0	0- 0	NEUTRAL	0- 0	0- 0	1- 1				
3- 8	0- 1	0- 1	NON-CONFERENCE	0- 0	0- 2	3- 4				
1- 2	0- 0	0- 0	HOME	0- 0	0- 0	1- 2				
1- 5	0- 1	0- 1	AWAY	0- 0	0- 2	1- 1				
1- 1	0- 0	0- 0	NEUTRAL	0- 0	0- 0	1- 1				
1- 6	0- 0	0- 0	CONFERENCE	0- 2	0- 1	1- 3				
1- 2	0- 0	0- 0	HOME	0- 1	0- 1	1- 0				
0- 4	0- 0	0- 0	AWAY	0- 1	0- 0	0- 3				
0- 0	0- 0	0- 0	NEUTRAL	0- 0	0- 0	0- 0				

RPI 1-25				RPI 26-50				RPI 51-100				RPI 101+ Team's RPI: 279			
RPI	S	Opponent	Score	RPI	S	Opponent	Score	RPI	S	Opponent	Score	RPI	S	Opponent	Score
1	A	South Carolina	50 92	45	A	Michigan	35 62	65	A	Troy	55 84	106	A	VCU	38 66
								99	H	UT Arlington	60 82	121	A	UNC Greensboro	47 54
												123	H	Coastal Caro.	53 80
												151	N	Bethune-Cookman	44 61
												153	A	Elon	66 67
												204	A	Little Rock	63 68
												211	A	Arkansas St.	58 76
												228	H	Gardner-Webb	56 67
												240	H	ETSU	61 67
												261	A	South Alabama	66 81
												285	A	Wofford	54 51
												292	H	Texas St.	73 65
												323	H	Mercer	77 68
												339	N	Canisius	74 57
LAST 10 Division I															
204	A	Little Rock	63 68	65	A	Troy	55 84								
123	H	Coastal Caro.	53 80	261	A	South Alabama	66 81								
211	A	Arkansas St.	58 76	121	A	UNC Greensboro	47 54								
292	H	Texas St.	73 65	339	N	Canisius	74 57								
99	H	UT Arlington	60 82	151	N	Bethune-Cookman	44 61								

Non-Div I Games:

Appalachian St.

■ Loss,
■ Non-Conf, S Site,
■ Home
■ Away
N Neutral

Arizona

Through Games Of Jan. 29, 2020

Average RPI Win:	184	WON-LOST	WINNING	LAST 10	STRENGTH OF	OPP. STRENGTH	TEAM	ADJ.	CONF.	ADJ CONF.
Average RPI Loss:	7	RECORD	PCT. RANK	GAMES	SCHEDULE	OF SCHEDULE	RPI	RPI	RPI	RPI
DIV. I ONLY	16- 3	22	7-3	99	75	33	33	1	1	
DIV. I NON-CONF.	11- 0	1	2-0	328	271	79	79	1	1	
TOTALS	RPI 1-25	RPI 26-50	W-L RECORDS	RPI 51-100	RPI 101-150	RPI 150+				
16- 3	0- 3	3- 0	OVERALL	2- 0	1- 0	10- 0				
8- 2	0- 2	1- 0	HOME	0- 0	0- 0	7- 0				
8- 1	0- 1	2- 0	AWAY	2- 0	1- 0	3- 0				
0- 0	0- 0	0- 0	NEUTRAL	0- 0	0- 0	0- 0				
11- 0	0- 0	1- 0	NON-CONFERENCE	0- 0	0- 0	10- 0				
7- 0	0- 0	0- 0	HOME	0- 0	0- 0	7- 0				
4- 0	0- 0	1- 0	AWAY	0- 0	0- 0	3- 0				
0- 0	0- 0	0- 0	NEUTRAL	0- 0	0- 0	0- 0				
5- 3	0- 3	2- 0	CONFERENCE	2- 0	1- 0	0- 0				
1- 2	0- 2	1- 0	HOME	0- 0	0- 0	0- 0				
4- 1	0- 1	1- 0	AWAY	2- 0	1- 0	0- 0				
0- 0	0- 0	0- 0	NEUTRAL	0- 0	0- 0	0- 0				

RPI S	Opponent	Score	RPI S	Opponent	Score	RPI S	Opponent	Score	RPI S	Opponent	Score
2	H Oregon	64 71	28	A Arizona St.	58 53	71	A Southern California	65 57	108	A Washington	66 58
6	A UCLA	58 70	28	H Arizona St.	59 53	86	A Washington St.	74 67	166	H Santa Clara	65 52
13	H Oregon St.	61 63	30	A Texas	83 58				193	H North Dakota	74 42
									197	A Montana	77 42
									214	A UTEP	54 43
									267	H UC Santa Barbara	61 42
									278	H UC Riverside	70 27
									283	H Monmouth	86 34
									305	H Prairie View	83 48
									338	H Tennessee St.	77 42
									348	A Chicago St.	82 50
LAST 10 Division I											
28	H Arizona St.	59 53	6	A UCLA	58 70						
108	A Washington	66 58	71	A Southern California	65 57						
86	A Washington St.	74 67	28	A Arizona St.	58 53						
2	H Oregon	64 71	267	H UC Santa Barbara	61 42						
13	H Oregon St.	61 63	338	H Tennessee St.	77 42						

Non-Div I Games:

Arizona

Loss, Non-Conf, S Site, H Home A Away N Neutral

Average RPI Win:	159	WON-LOST	WINNING	LAST 10	STRENGTH OF	OPP. STRENGTH	TEAM	ADJ.	CONF.	ADJ CONF.
Average RPI Loss:	33	RECORD	PCT. RANK	GAMES	SCHEDULE	OF SCHEDULE	RPI	RPI	RPI	RPI
DIV. I ONLY	15- 5	44	7-3	51	38	28	28	1	1	
DIV. I NON-CONF.	10- 2	30	2-0	250	105	75	75	1	1	
TOTALS	RPI 1-25	RPI 26-50	W-L RECORDS	RPI 51-100	RPI 101-150	RPI 150+				
15- 5	2- 1	2- 3	OVERALL	3- 1	1- 0	7- 0				
9- 1	2- 0	1- 1	HOME	1- 0	0- 0	5- 0				
4- 3	0- 1	0- 1	AWAY	2- 1	1- 0	1- 0				
2- 1	0- 0	1- 1	NEUTRAL	0- 0	0- 0	1- 0				
10- 2	0- 0	2- 1	NON-CONFERENCE	1- 1	0- 0	7- 0				
7- 0	0- 0	1- 0	HOME	1- 0	0- 0	5- 0				
1- 1	0- 0	0- 0	AWAY	0- 1	0- 0	1- 0				
2- 1	0- 0	1- 1	NEUTRAL	0- 0	0- 0	1- 0				
5- 3	2- 1	0- 2	CONFERENCE	2- 0	1- 0	0- 0				
2- 1	2- 0	0- 1	HOME	0- 0	0- 0	0- 0				
3- 2	0- 1	0- 1	AWAY	2- 0	1- 0	0- 0				
0- 0	0- 0	0- 0	NEUTRAL	0- 0	0- 0	0- 0				

RPI 1-25				RPI 26-50				Team's RPI: 28				RPI 51-100				RPI 101+			
RPI	S	Opponent	Score	RPI	S	Opponent	Score	RPI	S	Opponent	Score	RPI	S	Opponent	Score	RPI	S	Opponent	Score
2	H	Oregon	72 66	27	N	Purdue	52 59	68	A	Minnesota	66 80	108	A	Washington	67 50				
6	A	UCLA	66 68	33	A	Arizona	53 59	71	A	Southern California	63 54	189	H	New Mexico	84 47				
13	H	Oregon St.	55 47	33	H	Arizona	53 58	82	H	BYU	60 52	252	N	Maine	57 31				
				39	H	Creighton	70 55	86	A	Washington St.	65 56	257	H	Idaho St.	74 69				
				50	N	Middle Tenn.	61 60					284	H	Army West Point	83 51				
												308	H	Air Force	87 56				
												312	A	New Mexico St.	70 47				
												334	H	Cal Poly	66 41				
LAST 10 Division I																			
				33	A	Arizona	53 59	71	A	Southern California	63 54								
				86	A	Washington St.	65 56	6	A	UCLA	66 68								
				108	A	Washington	67 50	33	H	Arizona	53 58								
				13	H	Oregon St.	55 47	39	H	Creighton	70 55								
				2	H	Oregon	72 66	312	A	New Mexico St.	70 47								

Non-Div I Games:

Arizona St.

■ Loss,
 ■ Non-Conf,
 ■ S Site,
 ■ H Home
 ■ A Away
 N Neutral

Ark.-Pine Bluff

Through Games Of Jan. 29, 2020

Average RPI Win:	339	WON-LOST	WINNING	LAST 10	STRENGTH OF	OPP. STRENGTH	TEAM	ADJ.	CONF.	ADJ CONF.
Average RPI Loss:	180	RECORD	PCT. RANK	GAMES	SCHEDULE	OF SCHEDULE	RPI	RPI	RPI	RPI
DIV. I ONLY	2- 14	333	2-8	275	297	318	318	31	31	
DIV. I NON-CONF.	0- 9	338	0-3	92	157	313	313	30	30	
TOTALS	RPI 1-25	RPI 26-50	W-L RECORDS	RPI 51-100	RPI 101-150	RPI 150+				
2- 14	0- 0	0- 0	OVERALL	0- 3	0- 3	2- 8				
0- 2	0- 0	0- 0	HOME	0- 0	0- 0	0- 2				
2- 12	0- 0	0- 0	AWAY	0- 3	0- 3	2- 6				
0- 0	0- 0	0- 0	NEUTRAL	0- 0	0- 0	0- 0				
0- 9	0- 0	0- 0	NON-CONFERENCE	0- 3	0- 2	0- 4				
0- 0	0- 0	0- 0	HOME	0- 0	0- 0	0- 0				
0- 9	0- 0	0- 0	AWAY	0- 3	0- 2	0- 4				
0- 0	0- 0	0- 0	NEUTRAL	0- 0	0- 0	0- 0				
2- 5	0- 0	0- 0	CONFERENCE	0- 0	0- 1	2- 4				
0- 2	0- 0	0- 0	HOME	0- 0	0- 0	0- 2				
2- 3	0- 0	0- 0	AWAY	0- 0	0- 1	2- 2				
0- 0	0- 0	0- 0	NEUTRAL	0- 0	0- 0	0- 0				

RPI 1-25			RPI 26-50			RPI 51-100			RPI 101+			Team's RPI: 318
RPI	S	Opponent	Score	RPI	S	Opponent	Score	RPI	S	Opponent	Score	
						51 A Tennessee	51 92	110 A Texas Southern		77 78		
						54 A Iowa St.	40 90	123 A Coastal Caro.		69 76		
						86 A Washington St.	56 85	148 A Illinois		50 65		
								154 A Texas Tech		55 81		
								170 A Wichita St.		50 100		
								211 A Arkansas St.		60 81		
								247 H Southern U.		43 70		
								266 A Milwaukee		55 69		
								275 A Alabama A&M		55 74		
								305 A Prairie View		51 61		
								319 H Alcorn		75 77		
								327 A Alabama St.		73 62		
								351 A Mississippi Val.		80 77		
LAST 10 Division I												
110 A		Texas Southern	77 78	275 A		Alabama A&M	55 74					
305 A		Prairie View	51 61	351 A		Mississippi Val.	80 77					
319 H		Alcorn	75 77	154 A		Texas Tech	55 81					
247 H		Southern U.	43 70	170 A		Wichita St.	50 100					
327 A		Alabama St.	73 62	211 A		Arkansas St.	60 81					

Non-Div I Games: Philander Smith 66 54

Ark.-Pine Bluff

■ Loss,
 ■ Non-Conf,
 ■ S Site,
 ■ H Home
 ■ A Away
 N Neutral

Arkansas

Through Games Of Jan. 29, 2020

Average RPI Win:	165	WON-LOST	WINNING	LAST 10	STRENGTH OF	OPP. STRENGTH	TEAM	ADJ.	CONF.	ADJ CONF.
Average RPI Loss:	54	RECORD	PCT. RANK	GAMES	SCHEDULE	OF SCHEDULE	RPI	RPI	RPI	RPI
DIV. I ONLY	16- 4	31	7-3	106	47	46	46	4	4	
DIV. I NON-CONF.	12- 1	9	3-0	192	132	36	36	5	5	
TOTALS	RPI 1-25	RPI 26-50	W-L RECORDS	RPI 51-100	RPI 101-150	RPI 150+				
16- 4	0- 2	0- 0	OVERALL	4- 1	6- 1	6- 0				
12- 2	0- 1	0- 0	HOME	3- 1	3- 0	6- 0				
2- 2	0- 1	0- 0	AWAY	1- 0	1- 1	0- 0				
2- 0	0- 0	0- 0	NEUTRAL	0- 0	2- 0	0- 0				
12- 1	0- 0	0- 0	NON-CONFERENCE	3- 0	3- 1	6- 0				
10- 0	0- 0	0- 0	HOME	3- 0	1- 0	6- 0				
0- 1	0- 0	0- 0	AWAY	0- 0	0- 1	0- 0				
2- 0	0- 0	0- 0	NEUTRAL	0- 0	2- 0	0- 0				
4- 3	0- 2	0- 0	CONFERENCE	1- 1	3- 0	0- 0				
2- 2	0- 1	0- 0	HOME	0- 1	2- 0	0- 0				
2- 1	0- 1	0- 0	AWAY	1- 0	1- 0	0- 0				
0- 0	0- 0	0- 0	NEUTRAL	0- 0	0- 0	0- 0				

RPI 1-25				RPI 26-50		Team's RPI: 46		RPI 51-100				RPI 101+			
RPI	S	Opponent	Score	RPI	S	Opponent	Score	RPI	S	Opponent	Score	RPI	S	Opponent	Score
1	A	South Carolina	82 91					66	H	Belmont	91 60	120	N	Wisconsin	68 64
18	H	Texas A&M	77 84					69	H	Georgia	55 64	124	N	Fordham	71 59
								83	H	Stony Brook	88 58	127	A	California	80 84
								85	A	Vanderbilt	100 66	131	H	Florida	79 57
								87	H	UT Martin	96 46	138	A	Auburn	86 70
												147	H	Missouri	90 73
												149	H	Kansas St.	81 72
												155	H	New Orleans	82 52
												204	H	Little Rock	86 53
												224	H	Tulsa	91 41
												253	H	Oral Roberts	96 64
												328	H	McNeese	101 58
												342	H	Northwestern St.	99 39
LAST 10 Division I															
131	H	Florida	79 57	138	A	Auburn	86 70								
69	H	Georgia	55 64	18	H	Texas A&M	77 84								
85	A	Vanderbilt	100 66	87	H	UT Martin	96 46								
147	H	Missouri	90 73	204	H	Little Rock	86 53								
1	A	South Carolina	82 91	342	H	Northwestern St.	99 39								

Non-Div I Games:

Arkansas

■ Loss,
 ■ Non-Conf,
 ■ S Site,
 ■ H Home
 ■ A Away
 N Neutral

Average RPI Win:	269	WON-LOST	WINNING	LAST 10	STRENGTH OF	OPP. STRENGTH	TEAM	ADJ.	CONF.	ADJ CONF.
Average RPI Loss:	148	RECORD	PCT. RANK	GAMES	SCHEDULE	OF SCHEDULE	RPI	RPI	RPI	RPI
DIV. I ONLY	7- 11	239	5-5	176	235	211	211	22	22	
DIV. I NON-CONF.	2- 8	295	0-2	129	245	253	253	21	21	
TOTALS	RPI 1-25	RPI 26-50	W-L RECORDS	RPI 51-100	RPI 101-150	RPI 150+				
7- 11	0- 2	0- 0	OVERALL	0- 1	1- 2	6- 6				
5- 1	0- 0	0- 0	HOME	0- 0	1- 0	4- 1				
2- 9	0- 2	0- 0	AWAY	0- 1	0- 1	2- 5				
0- 1	0- 0	0- 0	NEUTRAL	0- 0	0- 1	0- 0				
2- 8	0- 2	0- 0	NON-CONFERENCE	0- 0	0- 1	2- 5				
1- 1	0- 0	0- 0	HOME	0- 0	0- 0	1- 1				
1- 6	0- 2	0- 0	AWAY	0- 0	0- 0	1- 4				
0- 1	0- 0	0- 0	NEUTRAL	0- 0	0- 1	0- 0				
5- 3	0- 0	0- 0	CONFERENCE	0- 1	1- 1	4- 1				
4- 0	0- 0	0- 0	HOME	0- 0	1- 0	3- 0				
1- 3	0- 0	0- 0	AWAY	0- 1	0- 1	1- 1				
0- 0	0- 0	0- 0	NEUTRAL	0- 0	0- 0	0- 0				

RPI 1-25				RPI 26-50				RPI 51-100				RPI 101+ Team's RPI: 211			
RPI	S	Opponent	Score	RPI	S	Opponent	Score	RPI	S	Opponent	Score	RPI	S	Opponent	Score
7	A	Baylor	43 111					99	A	UT Arlington	44 71	123	H	Coastal Caro.	63 61
19	A	DePaul	64 109									132	A	Louisiana	43 83
												135	N	N.C. A&T	50 55
												152	H	Southeast Mo. St.	67 79
												178	A	Memphis	50 78
												204	A	Little Rock	58 67
												223	A	Murray St.	62 77
												224	A	Tulsa	77 79
												255	A	Louisiana Tech	54 67
												256	A	San Diego St.	71 62
												279	H	Appalachian St.	76 58
												290	H	Ga. Southern	69 62
												292	A	Texas St.	56 53
												318	H	Ark.-Pine Bluff	81 60
												322	H	Georgia St.	70 68
LAST 10 Division I															
123	H	Coastal Caro.	63 61	322	H	Georgia St.	70 68								
132	A	Louisiana	43 83	292	A	Texas St.	56 53								
204	A	Little Rock	58 67	99	A	UT Arlington	44 71								
279	H	Appalachian St.	76 58	255	A	Louisiana Tech	54 67								
290	H	Ga. Southern	69 62	7	A	Baylor	43 111								

Non-Div I Games: Central Baptist 88 63

Arkansas St.

■ Loss,
 ■ Non-Conf, S Site,
 ■ Home
 ■ Away
 N Neutral

Army West Point

Through Games Of Jan. 29, 2020

Average RPI Win:	283	WON-LOST	WINNING	LAST 10	STRENGTH OF	OPP. STRENGTH	TEAM	ADJ.	CONF.	ADJ CONF.
Average RPI Loss:	152	RECORD	PCT. RANK	GAMES	SCHEDULE	OF SCHEDULE	RPI	RPI	RPI	RPI
DIV. I ONLY	5- 15	292	2-8	187	243	284	284	15	15	
DIV. I NON-CONF.	4- 7	225	1-0	245	311	260	260	16	16	
TOTALS	RPI 1-25	RPI 26-50	W-L RECORDS	RPI 51-100	RPI 101-150	RPI 150+				
5- 15	0- 1	0- 2	OVERALL	0- 3	1- 0	4- 9				
3- 6	0- 1	0- 0	HOME	0- 1	1- 0	2- 4				
2- 9	0- 0	0- 2	AWAY	0- 2	0- 0	2- 5				
0- 0	0- 0	0- 0	NEUTRAL	0- 0	0- 0	0- 0				
4- 7	0- 1	0- 2	NON-CONFERENCE	0- 0	0- 0	4- 4				
2- 3	0- 1	0- 0	HOME	0- 0	0- 0	2- 2				
2- 4	0- 0	0- 2	AWAY	0- 0	0- 0	2- 2				
0- 0	0- 0	0- 0	NEUTRAL	0- 0	0- 0	0- 0				
1- 8	0- 0	0- 0	CONFERENCE	0- 3	1- 0	0- 5				
1- 3	0- 0	0- 0	HOME	0- 1	1- 0	0- 2				
0- 5	0- 0	0- 0	AWAY	0- 2	0- 0	0- 3				
0- 0	0- 0	0- 0	NEUTRAL	0- 0	0- 0	0- 0				

RPI 1-25				RPI 26-50				RPI 51-100				RPI 101+ Team's RPI: 284			
RPI	S	Opponent	Score	RPI	S	Opponent	Score	RPI	S	Opponent	Score	RPI	S	Opponent	Score
23	H	TCU	52 66	28	A	Arizona St.	51 83	64	A	Bucknell	46 77	115	H	Holy Cross	61 48
				42	A	St. John's (NY)	60 96	64	H	Bucknell	52 63	156	H	William & Mary	65 77
								95	A	Colgate	93 100	163	H	Columbia	62 71
												172	A	American	57 73
												181	H	Lafayette	52 57
												190	H	Boston U.	66 72
												222	A	Manhattan	56 86
												280	A	Navy	45 57
												282	A	Loyola Maryland	59 68
												308	A	Air Force	68 66
												311	A	St. Francis Brooklyn	64 70
												313	H	Bryant	81 75
												332	A	Fairleigh Dickinson	70 68
												347	H	LIU Brooklyn	67 60
LAST 10 Division I															
				64	A	Bucknell	46 77	190	H	Boston U.	66 72				
				280	A	Navy	45 57	172	A	American	57 73				
				181	H	Lafayette	52 57	95	A	Colgate	93 100				
				282	A	Loyola Maryland	59 68	64	H	Bucknell	52 63				
				115	H	Holy Cross	61 48	313	H	Bryant	81 75				

Non-Div I Games:

Army West Point

Loss, Non-Conf, S Site, H Home A Away N Neutral

Average RPI Win:	223	WON-LOST	WINNING	LAST 10	STRENGTH OF	OPP. STRENGTH	TEAM	ADJ.	CONF.	ADJ CONF.
Average RPI Loss:	61	RECORD	PCT. RANK	GAMES	SCHEDULE	OF SCHEDULE	RPI	RPI	RPI	RPI
DIV. I ONLY	7- 11	239	3-7	23	88	138	138	4	4	
DIV. I NON-CONF.	6- 5	151	2-1	32	180	88	88	5	5	
TOTALS	RPI 1-25	RPI 26-50	W-L RECORDS	RPI 51-100	RPI 101-150	RPI 150+				
7- 11	0- 2	0- 4	OVERALL	1- 3	0- 2	6- 0				
5- 4	0- 0	0- 2	HOME	0- 1	0- 1	5- 0				
1- 5	0- 2	0- 0	AWAY	0- 2	0- 1	1- 0				
1- 2	0- 0	0- 2	NEUTRAL	1- 0	0- 0	0- 0				
6- 5	0- 1	0- 3	NON-CONFERENCE	1- 0	0- 1	5- 0				
4- 1	0- 0	0- 1	HOME	0- 0	0- 0	4- 0				
1- 2	0- 1	0- 0	AWAY	0- 0	0- 1	1- 0				
1- 2	0- 0	0- 2	NEUTRAL	1- 0	0- 0	0- 0				
1- 6	0- 1	0- 1	CONFERENCE	0- 3	0- 1	1- 0				
1- 3	0- 0	0- 1	HOME	0- 1	0- 1	1- 0				
0- 3	0- 1	0- 0	AWAY	0- 2	0- 0	0- 0				
0- 0	0- 0	0- 0	NEUTRAL	0- 0	0- 0	0- 0				

RPI 1-25				RPI 26-50				RPI 51-100				RPI 101+ Team's RPI: 138			
RPI	S	Opponent	Score	RPI	S	Opponent	Score	RPI	S	Opponent	Score	RPI	S	Opponent	Score
21	A	Kentucky	61 68	31	H	Old Dominion	77 89	62	H	Alabama	48 75	117	A	UAB	75 80
23	A	TCU	65 80	32	N	Drake	82 83	69	A	Georgia	50 61	131	H	Florida	63 83
				46	H	Arkansas	70 86	80	N	Dayton	76 74	151	H	Bethune-Cookman	74 56
				50	N	Middle Tenn.	50 73	85	A	Vanderbilt	55 77	201	H	Saint Joseph's	66 62
												261	A	South Alabama	82 62
												276	H	Ole Miss	59 43
												285	H	Wofford	84 82
												310	H	Jacksonville St.	62 53
LAST 10 Division I															
21	A	Kentucky	61 68	46	H	Arkansas	70 86								
276	H	Ole Miss	59 43	85	A	Vanderbilt	55 77								
69	A	Georgia	50 61	310	H	Jacksonville St.	62 53								
62	H	Alabama	48 75	151	H	Bethune-Cookman	74 56								
131	H	Florida	63 83	23	A	TCU	65 80								

Non-Div I Games:

Auburn

 Loss,
 Non-Conf,
 S Site,
 H Home
 A Away
N Neutral

Average RPI Win:	267	WON-LOST	WINNING	LAST 10	STRENGTH OF	OPP. STRENGTH	TEAM	ADJ.	CONF.	ADJ CONF.
Average RPI Loss:	107	RECORD	PCT. RANK	GAMES	SCHEDULE	OF SCHEDULE	RPI	RPI	RPI	RPI
DIV. I ONLY	9- 8	157	4-6	232	279	175	175	19	19	
DIV. I NON-CONF.	7- 2	54	2-0	291	274	96	96	24	24	
TOTALS	RPI 1-25	RPI 26-50	W-L RECORDS	RPI 51-100	RPI 101-150	RPI 150+				
9- 8	0- 1	0- 0	OVERALL	1- 3	0- 2	8- 2				
3- 3	0- 0	0- 0	HOME	1- 2	0- 0	2- 1				
5- 5	0- 1	0- 0	AWAY	0- 1	0- 2	5- 1				
1- 0	0- 0	0- 0	NEUTRAL	0- 0	0- 0	1- 0				
7- 2	0- 1	0- 0	NON-CONFERENCE	1- 0	0- 1	6- 0				
2- 0	0- 0	0- 0	HOME	1- 0	0- 0	1- 0				
4- 2	0- 1	0- 0	AWAY	0- 0	0- 1	4- 0				
1- 0	0- 0	0- 0	NEUTRAL	0- 0	0- 0	1- 0				
2- 6	0- 0	0- 0	CONFERENCE	0- 3	0- 1	2- 2				
1- 3	0- 0	0- 0	HOME	0- 2	0- 0	1- 1				
1- 3	0- 0	0- 0	AWAY	0- 1	0- 1	1- 1				
0- 0	0- 0	0- 0	NEUTRAL	0- 0	0- 0	0- 0				

RPI 1-25				RPI 26-50				RPI 51-100				RPI 101+ Team's RPI: 175			
RPI	S	Opponent	Score	RPI	S	Opponent	Score	RPI	S	Opponent	Score	RPI	S	Opponent	Score
21	A	Kentucky	52 81					66	H	Belmont	52 53	141	A	Tennessee Tech	49 58
								87	A	UT Martin	61 65	148	A	Illinois	62 76
								87	H	UT Martin	61 69	152	A	Southeast Mo. St.	43 81
								94	H	Illinois St.	77 72	152	H	Southeast Mo. St.	66 79
												186	N	Binghamton	80 63
												234	A	Chattanooga	50 49
												275	A	Alabama A&M	67 61
												299	A	FIU	58 56
												310	A	Jacksonville St.	63 57
												315	H	Evansville	80 64
												338	H	Tennessee St.	76 58
												351	A	Mississippi Val.	100 82
LAST 10 Division I															
66	H	Belmont	52 53	141	A	Tennessee Tech	49 58	87	H	UT Martin	61 69	152	H	Southeast Mo. St.	66 79
338	H	Tennessee St.	76 58	94	H	Illinois St.	77 72	299	A	FIU	58 56				
87	A	UT Martin	61 65												
152	A	Southeast Mo. St.	43 81												
310	A	Jacksonville St.	63 57												

Non-Div I Games: Christian Bros. 82 62 Ky. Wesleyan 103 70

Austin Peay

■ Loss,
 ■ Non-Conf, S Site,
 ■ Home
 ■ Away
 N Neutral

BYU				STRENGTH OF SCHEDULE	OPP. STRENGTH OF SCHEDULE	TEAM RPI	ADJ. RPI	CONF. RPI	ADJ CONF. RPI
Average RPI Win:	196	WON-LOST RECORD	WINNING PCT. RANK						
Average RPI Loss:	68		LAST 10 GAMES						
DIV. I ONLY	11- 7	107	7-3	75	94	82	82	11	11
DIV. I NON-CONF.	4- 5	195	0-1	60	66	111	111	11	11

TOTALS	RPI 1-25	RPI 26-50	W-L RECORDS	RPI 51-100	RPI 101-150	RPI 150+			
11- 7	0- 2	0- 1	OVERALL	1- 2	3- 2	7- 0			
5- 3	0- 1	0- 0	HOME	0- 1	1- 1	4- 0			
5- 3	0- 0	0- 1	AWAY	1- 1	1- 1	3- 0			
1- 1	0- 1	0- 0	NEUTRAL	0- 0	1- 0	0- 0			
4- 5	0- 1	0- 1	NON-CONFERENCE	1- 2	1- 1	2- 0			
2- 1	0- 0	0- 0	HOME	0- 1	0- 0	2- 0			
1- 3	0- 0	0- 1	AWAY	1- 1	0- 1	0- 0			
1- 1	0- 1	0- 0	NEUTRAL	0- 0	1- 0	0- 0			
7- 2	0- 1	0- 0	CONFERENCE	0- 0	2- 1	5- 0			
3- 2	0- 1	0- 0	HOME	0- 0	1- 1	2- 0			
4- 0	0- 0	0- 0	AWAY	0- 0	1- 0	3- 0			
0- 0	0- 0	0- 0	NEUTRAL	0- 0	0- 0	0- 0			

RPI 1-25				RPI 26-50				RPI 51-100 Team's RPI: 82				RPI 101+			
RPI	S	Opponent	Score	RPI	S	Opponent	Score	RPI	S	Opponent	Score	RPI	S	Opponent	Score
10	H	Gonzaga	43 55	28	A	Arizona St.	52 60	81	A	Fresno St.	71 65	107	A	Pacific	76 66
13	N	Oregon St.	34 65					86	A	Washington St.	50 67	113	A	Boise St.	55 66
								98	H	Utah	73 77	126	H	Portland	48 57
												128	N	San Jose St.	75 56
												146	H	San Diego	52 36
												166	H	Santa Clara	71 48
												176	A	Saint Mary's (CA)	65 55
												233	H	San Francisco	57 44
												248	A	Pepperdine	65 47
												251	A	LMU (CA)	59 44
												288	H	Utah St.	67 50
												329	H	Utah Valley	71 57

LAST 10 Division I															
166	H	Santa Clara	71 48	126	H	Portland	48 57								
233	H	San Francisco	57 44	10	H	Gonzaga	43 55								
176	A	Saint Mary's (CA)	65 55	248	A	Pepperdine	65 47								
107	A	Pacific	76 66	251	A	LMU (CA)	59 44								
146	H	San Diego	52 36	13	N	Oregon St.	34 65								

Non-Div I Games: Tex. A&M-Kingsville90 38

BYU

Average RPI Win:	173	WON-LOST	WINNING	LAST 10	STRENGTH OF	OPP. STRENGTH	TEAM	ADJ.	CONF.	ADJ CONF.
Average RPI Loss:	73	RECORD	PCT. RANK	GAMES	SCHEDULE	OF SCHEDULE	RPI	RPI	RPI	RPI
DIV. I ONLY	12- 7	97	7-3	101	89	73	73	10	10	
DIV. I NON-CONF.	7- 4	100	2-0	185	79	103	103	10	10	
TOTALS	RPI 1-25	RPI 26-50	W-L RECORDS	RPI 51-100	RPI 101-150	RPI 150+				
12- 7	0- 1	0- 1	OVERALL	2- 2	3- 3	7- 0				
6- 1	0- 0	0- 1	HOME	2- 0	1- 0	3- 0				
3- 5	0- 1	0- 0	AWAY	0- 2	0- 2	3- 0				
3- 1	0- 0	0- 0	NEUTRAL	0- 0	2- 1	1- 0				
7- 4	0- 0	0- 1	NON-CONFERENCE	1- 1	2- 2	4- 0				
2- 1	0- 0	0- 1	HOME	1- 0	0- 0	1- 0				
2- 2	0- 0	0- 0	AWAY	0- 1	0- 1	2- 0				
3- 1	0- 0	0- 0	NEUTRAL	0- 0	2- 1	1- 0				
5- 3	0- 1	0- 0	CONFERENCE	1- 1	1- 1	3- 0				
4- 0	0- 0	0- 0	HOME	1- 0	1- 0	2- 0				
1- 3	0- 1	0- 0	AWAY	0- 1	0- 1	1- 0				
0- 0	0- 0	0- 0	NEUTRAL	0- 0	0- 0	0- 0				

RPI 1-25				RPI 26-50				RPI 51-100 Team's RPI: 73				RPI 101+			
RPI	S	Opponent	Score	RPI	S	Opponent	Score	RPI	S	Opponent	Score	RPI	S	Opponent	Score
20	A	Central Mich.	39 66	29	H	Western Ky.	86 91	61	A	IUPUI	48 65	102	A	Kent St.	68 69
								75	A	Ohio	71 79	102	H	Kent St.	66 62
								77	H	Buffalo	69 65	105	A	Cincinnati	56 63
								92	H	Butler	74 70	120	N	Wisconsin	56 67
												139	N	Providence	52 51
												143	N	Lehigh	54 52
												159	H	Eastern Mich.	59 54
												189	A	New Mexico	70 57
												192	H	Miami (OH)	80 63
												199	A	Bowling Green	86 80
												226	H	Xavier	70 49
												251	N	LMU (CA)	77 72
												307	A	Purdue Fort Wayne	83 52
LAST 10 Division I															
102	A	Kent St.	68 69	159	H	Eastern Mich.	59 54								
192	H	Miami (OH)	80 63	199	A	Bowling Green	86 80								
77	H	Buffalo	69 65	102	H	Kent St.	66 62								
75	A	Ohio	71 79	189	A	New Mexico	70 57								
20	A	Central Mich.	39 66	139	N	Providence	52 51								

Non-Div I Games: Urbana 84 49

Ball St.

■ Loss,
 ■ Non-Conf, S Site,
 ■ Home
 ■ Away
 N Neutral

Average RPI Win:	128	WON-LOST	WINNING	LAST 10	STRENGTH OF	OPP. STRENGTH	TEAM	ADJ.	CONF.	ADJ CONF.
Average RPI Loss:	1	RECORD	PCT. RANK	GAMES	SCHEDULE	OF SCHEDULE	RPI	RPI	RPI	RPI
DIV. I ONLY	18- 1	6	10-0	42	11	7	7	3	3	
DIV. I NON-CONF.	11- 1	13	3-0	147	16	24	24	4	4	
TOTALS	RPI 1-25	RPI 26-50	W-L RECORDS	RPI 51-100	RPI 101-150	RPI 150+				
18- 1	3- 1	3- 0	OVERALL	4- 0	1- 0	7- 0				
12- 0	0- 0	2- 0	HOME	3- 0	0- 0	7- 0				
4- 0	2- 0	1- 0	AWAY	0- 0	1- 0	0- 0				
2- 1	1- 1	0- 0	NEUTRAL	1- 0	0- 0	0- 0				
11- 1	2- 1	0- 0	NON-CONFERENCE	3- 0	0- 0	6- 0				
8- 0	0- 0	0- 0	HOME	2- 0	0- 0	6- 0				
1- 0	1- 0	0- 0	AWAY	0- 0	0- 0	0- 0				
2- 1	1- 1	0- 0	NEUTRAL	1- 0	0- 0	0- 0				
7- 0	1- 0	3- 0	CONFERENCE	1- 0	1- 0	1- 0				
4- 0	0- 0	2- 0	HOME	1- 0	0- 0	1- 0				
3- 0	1- 0	1- 0	AWAY	0- 0	1- 0	0- 0				
0- 0	0- 0	0- 0	NEUTRAL	0- 0	0- 0	0- 0				

RPI	S	Opponent	Score	RPI	S	Opponent	Score	RPI	S	Opponent	Score	RPI	S	Opponent	Score
1	N	South Carolina	59 74	40	H	West Virginia	91 51	54	H	Iowa St.	83 62	103	A	Kansas	90 47
8	A	UConn	74 58	47	A	Oklahoma	77 56	69	H	Georgia	72 38	154	H	Texas Tech	87 79
12	N	Indiana	77 62	48	H	Oklahoma St.	94 48	74	H	South Fla.	58 46	211	H	Arkansas St.	111 43
23	A	TCU	66 57					86	N	Washington St.	89 66	215	H	Lamar University	90 28
												243	H	Morehead St.	94 47
												264	H	New Hampshire	97 29
												317	H	Houston Baptist	112 42
												336	H	Grambling	120 46
LAST 10 Division I															
54	H	Iowa St.	83 62	48	H	Oklahoma St.	94 48								
154	H	Texas Tech	87 79	8	A	UConn	74 58								
23	A	TCU	66 57	47	A	Oklahoma	77 56								
40	H	West Virginia	91 51	243	H	Morehead St.	94 47								
103	A	Kansas	90 47	211	H	Arkansas St.	111 43								

Non-Div I Games:

Baylor

■ Loss,
 ■ Non-Conf, S Site,
 ■ Home
 ■ Away
 N Neutral

Belmont

Through Games Of Jan. 29, 2020

Average RPI Win:	206	WON-LOST	WINNING	LAST 10	STRENGTH OF	OPP. STRENGTH	TEAM	ADJ.	CONF.	ADJ CONF.
Average RPI Loss:	59	RECORD	PCT. RANK	GAMES	SCHEDULE	OF SCHEDULE	RPI	RPI	RPI	RPI
DIV. I ONLY	12- 7	97	8-2	85	121	66	66	19	19	
DIV. I NON-CONF.	5- 6	187	1-1	50	12	97	97	24	24	
TOTALS	RPI 1-25	RPI 26-50	W-L RECORDS	RPI 51-100	RPI 101-150	RPI 150+				
12- 7	0- 1	1- 4	OVERALL	1- 1	0- 0	10- 1				
8- 0	0- 0	1- 0	HOME	1- 0	0- 0	6- 0				
4- 5	0- 0	0- 3	AWAY	0- 1	0- 0	4- 1				
0- 2	0- 1	0- 1	NEUTRAL	0- 0	0- 0	0- 0				
5- 6	0- 1	1- 4	NON-CONFERENCE	1- 0	0- 0	3- 1				
4- 0	0- 0	1- 0	HOME	1- 0	0- 0	2- 0				
1- 4	0- 0	0- 3	AWAY	0- 0	0- 0	1- 1				
0- 2	0- 1	0- 1	NEUTRAL	0- 0	0- 0	0- 0				
7- 1	0- 0	0- 0	CONFERENCE	0- 1	0- 0	7- 0				
4- 0	0- 0	0- 0	HOME	0- 0	0- 0	4- 0				
3- 1	0- 0	0- 0	AWAY	0- 1	0- 0	3- 0				
0- 0	0- 0	0- 0	NEUTRAL	0- 0	0- 0	0- 0				

RPI 1-25				RPI 26-50				RPI 51-100				Team's RPI: 66	RPI 101+			
RPI	S	Opponent	Score	RPI	S	Opponent	Score	RPI	S	Opponent	Score		RPI	S	Opponent	Score
9	N	Maryland	26 90	26	N	Virginia Tech	58 60	59	H	UCF	72 37		152	A	Southeast Mo. St.	57 45
				29	A	Western Ky.	46 77	87	A	UT Martin	57 74		175	A	Austin Peay	53 52
				38	A	Marquette	51 53						177	A	Toledo	48 53
				46	A	Arkansas	60 91						223	A	Murray St.	86 56
				50	H	Middle Tenn.	68 57						232	H	Northern Ky.	62 45
													234	H	Chattanooga	63 50
													243	H	Morehead St.	71 62
													244	H	Eastern Ill.	69 45
													265	A	Lipscomb	69 68
													277	H	Eastern Ky.	68 48
													321	H	SIUE	69 48
LAST 10 Division I																
				175	A	Austin Peay	53 52						152	A	Southeast Mo. St.	57 45
				223	A	Murray St.	86 56						244	H	Eastern Ill.	69 45
				243	H	Morehead St.	71 62						321	H	SIUE	69 48
				277	H	Eastern Ky.	68 48						38	A	Marquette	51 53
				87	A	UT Martin	57 74						50	H	Middle Tenn.	68 57

Non-Div I Games:

Belmont

Loss, Non-Conf, S Site, H Home A Away N Neutral

Average RPI Win:	277	WON-LOST	WINNING	LAST 10	STRENGTH OF	OPP. STRENGTH	TEAM	ADJ.	CONF.	ADJ CONF.
Average RPI Loss:	93	RECORD	PCT. RANK	GAMES	SCHEDULE	OF SCHEDULE	RPI	RPI	RPI	RPI
DIV. I ONLY	12- 5	54	8-2	315	257	151	151	30	30	
DIV. I NON-CONF.	6- 4	123	2-1	288	103	162	162	31	31	
TOTALS	RPI 1-25	RPI 26-50	W-L RECORDS	RPI 51-100	RPI 101-150	RPI 150+				
12- 5	0- 1	0- 0	OVERALL	0- 2	1- 1	11- 1				
4- 2	0- 1	0- 0	HOME	0- 1	0- 0	4- 0				
7- 3	0- 0	0- 0	AWAY	0- 1	1- 1	6- 1				
1- 0	0- 0	0- 0	NEUTRAL	0- 0	0- 0	1- 0				
6- 4	0- 1	0- 0	NON-CONFERENCE	0- 2	0- 1	6- 0				
1- 2	0- 1	0- 0	HOME	0- 1	0- 0	1- 0				
4- 2	0- 0	0- 0	AWAY	0- 1	0- 1	4- 0				
1- 0	0- 0	0- 0	NEUTRAL	0- 0	0- 0	1- 0				
6- 1	0- 0	0- 0	CONFERENCE	0- 0	1- 0	5- 1				
3- 0	0- 0	0- 0	HOME	0- 0	0- 0	3- 0				
3- 1	0- 0	0- 0	AWAY	0- 0	1- 0	2- 1				
0- 0	0- 0	0- 0	NEUTRAL	0- 0	0- 0	0- 0				

RPI 1-25				RPI 26-50				RPI 51-100				RPI 101+ Team's RPI: 151			
RPI	S	Opponent	Score	RPI	S	Opponent	Score	RPI	S	Opponent	Score	RPI	S	Opponent	Score
20	H	Central Mich.	67 92					62	A	Alabama	49 60	135	A	N.C. A&T	69 58
								65	H	Troy	62 68	138	A	Auburn	56 74
												180	A	Norfolk St.	51 61
												203	A	Jacksonville	53 52
												239	A	Howard	75 59
												258	A	Stetson	59 55
												263	H	Morgan St.	74 65
												279	N	Appalachian St.	61 44
												290	H	Ga. Southern	75 57
												299	A	FIU	65 60
												325	H	N.C. Central	73 52
												341	A	Charleston So.	81 41
												343	H	Coppin St.	82 51
												349	A	South Carolina St.	66 55
LAST 10 Division I															
349	A	South Carolina St.	66 55	239	A	Howard	75 59								
135	A	N.C. A&T	69 58	180	A	Norfolk St.	51 61								
325	H	N.C. Central	73 52	20	H	Central Mich.	67 92								
263	H	Morgan St.	74 65	258	A	Stetson	59 55								
343	H	Coppin St.	82 51	279	N	Appalachian St.	61 44								

Non-Div I Games: Edward Waters 79 46 Palm Beach Atl. 68 45

Bethune-Cookman

Loss, Non-Conf, S Site, H Home A Away N Neutral

Binghamton

Through Games Of Jan. 29, 2020

Average RPI Win:	266	WON-LOST	WINNING	LAST 10	STRENGTH OF	OPP. STRENGTH	TEAM	ADJ.	CONF.	ADJ CONF.
Average RPI Loss:	189	RECORD	PCT. RANK	GAMES	SCHEDULE	OF SCHEDULE	RPI	RPI	RPI	RPI
DIV. I ONLY	14- 6	60	6-4	339	264	186	186	28	28	
DIV. I NON-CONF.	10- 2	30	2-0	332	226	121	121	28	28	
TOTALS	RPI 1-25	RPI 26-50	W-L RECORDS	RPI 51-100	RPI 101-150	RPI 150+				
14- 6	0- 0	0- 0	OVERALL	0- 2	1- 0	13- 4				
7- 2	0- 0	0- 0	HOME	0- 1	0- 0	7- 1				
6- 3	0- 0	0- 0	AWAY	0- 1	1- 0	5- 2				
1- 1	0- 0	0- 0	NEUTRAL	0- 0	0- 0	1- 1				
10- 2	0- 0	0- 0	NON-CONFERENCE	0- 1	1- 0	9- 1				
5- 0	0- 0	0- 0	HOME	0- 0	0- 0	5- 0				
4- 1	0- 0	0- 0	AWAY	0- 1	1- 0	3- 0				
1- 1	0- 0	0- 0	NEUTRAL	0- 0	0- 0	1- 1				
4- 4	0- 0	0- 0	CONFERENCE	0- 1	0- 0	4- 3				
2- 2	0- 0	0- 0	HOME	0- 1	0- 0	2- 1				
2- 2	0- 0	0- 0	AWAY	0- 0	0- 0	2- 2				
0- 0	0- 0	0- 0	NEUTRAL	0- 0	0- 0	0- 0				

RPI 1-25			RPI 26-50			RPI 51-100			RPI 101+			Team's RPI: 186
RPI	S	Opponent	Score	RPI	S	Opponent	Score	RPI	S	Opponent	Score	
						60	A Miami (FL)	56	79	133	A Cornell	59 56
						83	H Stony Brook	60	67	159	H Eastern Mich.	78 67
										175	N Austin Peay	63 80
										181	H Lafayette	74 64
										209	H UMass Lowell	56 66
										231	H Niagara	74 55
										252	H Maine	73 63
										260	A Delaware St.	75 66
										264	A New Hampshire	63 53
										286	H St. Bonaventure	78 67
										295	A Vermont	62 65
										304	A Siena	89 62
										306	A UMBC	61 43
										309	A Albany (NY)	53 56
										330	H NJIT	75 40
										332	A Fairleigh Dickinson	60 48
										336	N Grambling	88 67
										345	H Hartford	80 44
LAST 10 Division I												
						345	H Hartford	80	44	209	H UMass Lowell	56 66
						264	A New Hampshire	63	53	306	A UMBC	61 43
						83	H Stony Brook	60	67	309	A Albany (NY)	53 56
						252	H Maine	73	63	330	H NJIT	75 40
						295	A Vermont	62	65	336	N Grambling	88 67

Non-Div I Games: Bloomsburg 70 45

Binghamton

Loss, Non-Conf, S Site, H Home A Away N Neutral

Average RPI Win:	238	WON-LOST	WINNING	LAST 10	STRENGTH OF	OPP. STRENGTH	TEAM	ADJ.	CONF.	ADJ CONF.
Average RPI Loss:	91	RECORD	PCT. RANK	GAMES	SCHEDULE	OF SCHEDULE	RPI	RPI	RPI	RPI
DIV. I ONLY	12- 8	114	6-4	123	148	113	113	17	17	
DIV. I NON-CONF.	6- 4	123	2-0	64	51	81	81	23	23	
TOTALS	RPI 1-25	RPI 26-50	W-L RECORDS	RPI 51-100	RPI 101-150	RPI 150+				
12- 8	0- 3	0- 0	OVERALL	1- 2	1- 1	10- 2				
8- 3	0- 1	0- 0	HOME	1- 2	0- 0	7- 0				
4- 5	0- 2	0- 0	AWAY	0- 0	1- 1	3- 2				
0- 0	0- 0	0- 0	NEUTRAL	0- 0	0- 0	0- 0				
6- 4	0- 3	0- 0	NON-CONFERENCE	1- 1	1- 0	4- 0				
4- 2	0- 1	0- 0	HOME	1- 1	0- 0	3- 0				
2- 2	0- 2	0- 0	AWAY	0- 0	1- 0	1- 0				
0- 0	0- 0	0- 0	NEUTRAL	0- 0	0- 0	0- 0				
6- 4	0- 0	0- 0	CONFERENCE	0- 1	0- 1	6- 2				
4- 1	0- 0	0- 0	HOME	0- 1	0- 0	4- 0				
2- 3	0- 0	0- 0	AWAY	0- 0	0- 1	2- 2				
0- 0	0- 0	0- 0	NEUTRAL	0- 0	0- 0	0- 0				

RPI 1-25			RPI 26-50			RPI 51-100			RPI 101+			Team's RPI: 113
RPI	S	Opponent	Score	RPI	S	Opponent	Score	RPI	S	Opponent	Score	Score
3	A	Louisville	82 98					81	H	Fresno St.	80 85	117 A UAB 83 81
14	H	Missouri St.	69 72					82	H	BYU	66 55	128 A San Jose St. 61 74
23	A	TCU	65 77					86	H	Washington St.	68 80	187 H Portland St. 82 57
												188 A UNLV 65 66
												189 H New Mexico 83 82
												206 A Wyoming 68 73
												248 H Pepperdine 76 74
												256 H San Diego St. 86 72
												269 A Colorado St. 72 69
												281 H Nevada 54 40
												288 A Utah St. 65 59
												296 A Eastern Wash. 63 61
												308 H Air Force 70 61
												329 H Utah Valley 77 69
LAST 10 Division I												
128	A	San Jose St.	61 74	188	A	UNLV	65 66					
81	H	Fresno St.	80 85	281	H	Nevada	54 40					
288	A	Utah St.	65 59	206	A	Wyoming	68 73					
308	H	Air Force	70 61	248	H	Pepperdine	76 74					
256	H	San Diego St.	86 72	296	A	Eastern Wash.	63 61					

Non-Div I Games: Lewis-Clark St. 88 34 Western Ore. 75 32

Boise St.

Loss, Non-Conf, S Site, H Home A Away N Neutral

Season College				Through Games Of Jan. 19, 1910						
Average RPI Win:	186	WON-LOST	WINNING	LAST 10	STRENGTH OF	OPP. STRENGTH	TEAM	ADJ.	CONF.	ADJ CONF.
Average RPI Loss:	51	RECORD	PCT. RANK	GAMES	SCHEDULE	OF SCHEDULE	RPI	RPI	RPI	RPI
DIV. I ONLY	10- 9	164	5-5	56	52	90	90	5	5	
DIV. I NON-CONF.	7- 4	100	2-0	97	155	76	76	3	3	

TOTALS	RPI 1-25		RPI 26-50		W-L RECORDS		RPI 51-100		RPI 101-150	RPI 150+
10- 9	0- 3		0- 3		OVERALL		1- 1		3- 2	6- 0
5- 3	0- 2		0- 1		HOME		0- 0		1- 0	4- 0
4- 5	0- 1		0- 2		AWAY		1- 0		1- 2	2- 0
1- 1	0- 0		0- 0		NEUTRAL		0- 1		1- 0	0- 0
7- 4	0- 1		0- 0		NON-CONFERENCE		0- 1		2- 2	5- 0
5- 0	0- 0		0- 0		HOME		0- 0		1- 0	4- 0
1- 3	0- 1		0- 0		AWAY		0- 0		0- 2	1- 0
1- 1	0- 0		0- 0		NEUTRAL		0- 1		1- 0	0- 0
3- 5	0- 2		0- 3		CONFERENCE		1- 0		1- 0	1- 0
0- 3	0- 2		0- 1		HOME		0- 0		0- 0	0- 0
3- 2	0- 0		0- 2		AWAY		1- 0		1- 0	1- 0
0- 0	0- 0		0- 0		NEUTRAL		0- 0		0- 0	0- 0

RPI 1-25				RPI 26-50				RPI 51-100				Team's RPI: 90	RPI 101+			
RPI	S	Opponent	Score	RPI	S	Opponent	Score	RPI	S	Opponent	Score		RPI	S	Opponent	Score
3	H	Louisville	70 81	26	A	Virginia Tech	49 70	56	A	Georgia Tech	55 48		106	H	VCU	87 52
15	A	Northwestern	63 66	35	H	Virginia	52 69	72	N	Charlotte	68 84		115	A	Holy Cross	71 80
17	H	NC State	54 72	37	A	Duke	73 85						122	N	Tulane	89 76
													134	A	Notre Dame	75 65
													139	A	Providence	60 76
													182	H	Rhode Island	66 55
													190	A	Boston U.	88 57
													209	H	UMass Lowell	89 46
													260	H	Delaware St.	109 69
													287	A	Pittsburgh	79 70
													311	H	St. Francis Brooklyn	106 69
LAST 10 Division I																
26	A	Virginia Tech	49 70	287	A	Pittsburgh	79 70									
56	A	Georgia Tech	55 48	17	H	NC State	54 72									
3	H	Louisville	70 81	260	H	Delaware St.	109 69									
35	H	Virginia	52 69	190	A	Boston U.	88 57									
134	A	Notre Dame	75 65	37	A	Duke	73 85									

Non-Div I Games:

Boston College

■ Loss,
 ■ Non-Conf,
 ■ S Site,
 ■ H Home
 ■ A Away
 N Neutral

Average RPI Win: 226	WON-LOST	WINNING	LAST 10	STRENGTH OF	OPP. STRENGTH	TEAM	ADJ.	CONF.	ADJ CONF.
Average RPI Loss: 145	RECORD	PCT. RANK	GAMES	SCHEDULE	OF SCHEDULE	RPI	RPI	RPI	RPI
DIV. I ONLY	10- 10	175	6-4	210	174	190	190	15	15
DIV. I NON-CONF.	5- 6	187	1-0	172	195	192	192	16	16
TOTALS	RPI 1-25	RPI 26-50	W-L RECORDS	RPI 51-100	RPI 101-150	RPI 150+			
10- 10	0- 0	0- 0	OVERALL	0- 3	2- 4	8- 3			
5- 5	0- 0	0- 0	HOME	0- 3	2- 2	3- 0			
5- 5	0- 0	0- 0	AWAY	0- 0	0- 2	5- 3			
0- 0	0- 0	0- 0	NEUTRAL	0- 0	0- 0	0- 0			
5- 6	0- 0	0- 0	NON-CONFERENCE	0- 2	1- 3	4- 1			
2- 4	0- 0	0- 0	HOME	0- 2	1- 2	1- 0			
3- 2	0- 0	0- 0	AWAY	0- 0	0- 1	3- 1			
0- 0	0- 0	0- 0	NEUTRAL	0- 0	0- 0	0- 0			
5- 4	0- 0	0- 0	CONFERENCE	0- 1	1- 1	4- 2			
3- 1	0- 0	0- 0	HOME	0- 1	1- 0	2- 0			
2- 3	0- 0	0- 0	AWAY	0- 0	0- 1	2- 2			
0- 0	0- 0	0- 0	NEUTRAL	0- 0	0- 0	0- 0			

RPI 1-25				RPI 26-50				RPI 51-100				RPI 101+				Team's RPI: 190	
RPI	S	Opponent	Score	RPI	S	Opponent	Score	RPI	S	Opponent	Score	RPI	S	Opponent	Score		
								67	H	Marist	75	89	115	H	Holy Cross	76	70
								90	H	Boston College	57	88	127	A	California	62	73
								95	H	Colgate	61	70	137	H	Northeastern	72	56
													142	H	Massachusetts	45	58
													143	A	Lehigh	34	51
													144	H	Harvard	39	66
													158	H	Dartmouth	74	56
													172	H	American	59	44
													181	A	Lafayette	57	59
													185	A	UC Davis	68	75
													252	A	Maine	62	49
													264	A	New Hampshire	78	64
													280	A	Navy	41	46
													282	A	Loyola Maryland	41	39
													282	H	Loyola Maryland	44	42
													284	A	Army West Point	72	66
													309	A	Albany (NY)	60	58
LAST 10 Division I																	
				282	A	Loyola Maryland	41	39					284	A	Army West Point	72	66
				115	H	Holy Cross	76	70					143	A	Lehigh	34	51
				280	A	Navy	41	46					172	H	American	59	44
				95	H	Colgate	61	70					181	A	Lafayette	57	59
				282	H	Loyola Maryland	44	42					137	H	Northeastern	72	56

Non-Div I Games:

Boston U.

Bowling Green

Through Games Of Jan. 29, 2020

Average RPI Win:	230	WON-LOST	WINNING	LAST 10	STRENGTH OF	OPP. STRENGTH	TEAM	ADJ.	CONF.	ADJ CONF.
Average RPI Loss:	130	RECORD	PCT. RANK	GAMES	SCHEDULE	OF SCHEDULE	RPI	RPI	RPI	RPI
DIV. I ONLY	6- 11	251	2-8	117	169	199	199	10	10	
DIV. I NON-CONF.	5- 5	164	1-2	184	239	147	147	10	10	
TOTALS	RPI 1-25	RPI 26-50	W-L RECORDS	RPI 51-100	RPI 101-150	RPI 150+				
6- 11	0- 0	0- 1	OVERALL	0- 3	1- 2	5- 5				
3- 2	0- 0	0- 0	HOME	0- 1	1- 0	2- 1				
2- 7	0- 0	0- 1	AWAY	0- 2	0- 1	2- 3				
1- 2	0- 0	0- 0	NEUTRAL	0- 0	0- 1	1- 1				
5- 5	0- 0	0- 1	NON-CONFERENCE	0- 0	0- 2	5- 2				
2- 0	0- 0	0- 0	HOME	0- 0	0- 0	2- 0				
2- 3	0- 0	0- 1	AWAY	0- 0	0- 1	2- 1				
1- 2	0- 0	0- 0	NEUTRAL	0- 0	0- 1	1- 1				
1- 6	0- 0	0- 0	CONFERENCE	0- 3	1- 0	0- 3				
1- 2	0- 0	0- 0	HOME	0- 1	1- 0	0- 1				
0- 4	0- 0	0- 0	AWAY	0- 2	0- 0	0- 2				
0- 0	0- 0	0- 0	NEUTRAL	0- 0	0- 0	0- 0				

RPI S	Opponent	Score	RPI S	Opponent	Score	RPI S	Opponent	Score	RPI S	Opponent	Score	Team's RPI: 199
27	A Purdue	74 81	73	H Ball St.	80 86	104	A Loyola Chicago	76 84				
			75	A Ohio	69 79	136	H Western Mich.	72 63				
			77	A Buffalo	59 65	145	N Green Bay	54 73				
						159	A Eastern Mich.	61 78				
						165	A Valparaiso	90 95				
						177	A Toledo	72 79				
						194	H Akron	73 76				
						200	H Cleveland St.	89 62				
						233	N San Francisco	56 64				
						242	A Marshall	82 69				
						243	H Morehead St.	79 65				
						266	A Milwaukee	63 51				
						294	N California Baptist	98 60				
LAST 10 Division I												
75	A Ohio	69 79	73	H Ball St.	80 86							
136	H Western Mich.	72 63	159	A Eastern Mich.	61 78							
177	A Toledo	72 79	27	A Purdue	74 81							
77	A Buffalo	59 65	104	A Loyola Chicago	76 84							
194	H Akron	73 76	266	A Milwaukee	63 51							

Non-Div I Games: Davis & Elkins 91 52 Notre Dame (OH) 88 54

Bowling Green

■ Loss,
 ■ Non-Conf,
 ■ S Site,
 ■ Home
 ■ A Away
 N Neutral

Average RPI Win:	186	WON-LOST	WINNING	LAST 10	STRENGTH OF	OPP. STRENGTH	TEAM	ADJ.	CONF.	ADJ CONF.
Average RPI Loss:	79	RECORD	PCT. RANK	GAMES	SCHEDULE	OF SCHEDULE	RPI	RPI	RPI	RPI
DIV. I ONLY	15- 2	15	9-1	256	98	55	55	7	7	
DIV. I NON-CONF.	8- 2	52	2-1	314	87	106	106	7	7	
TOTALS	RPI 1-25	RPI 26-50	W-L RECORDS	RPI 51-100	RPI 101-150	RPI 150+				
15- 2	0- 0	1- 1	OVERALL	2- 0	2- 1	10- 0				
8- 0	0- 0	1- 0	HOME	2- 0	0- 0	5- 0				
4- 1	0- 0	0- 1	AWAY	0- 0	1- 0	3- 0				
3- 1	0- 0	0- 0	NEUTRAL	0- 0	1- 1	2- 0				
8- 2	0- 0	0- 1	NON-CONFERENCE	0- 0	1- 1	7- 0				
3- 0	0- 0	0- 0	HOME	0- 0	0- 0	3- 0				
2- 1	0- 0	0- 1	AWAY	0- 0	0- 0	2- 0				
3- 1	0- 0	0- 0	NEUTRAL	0- 0	1- 1	2- 0				
7- 0	0- 0	1- 0	CONFERENCE	2- 0	1- 0	3- 0				
5- 0	0- 0	1- 0	HOME	2- 0	0- 0	2- 0				
2- 0	0- 0	0- 0	AWAY	0- 0	1- 0	1- 0				
0- 0	0- 0	0- 0	NEUTRAL	0- 0	0- 0	0- 0				

RPI 1-25			RPI 26-50			RPI 51-100			Team's RPI: 55	RPI 101+		
RPI	S	Opponent	Score	RPI	S	Opponent	Score	RPI	S	Opponent	Score	RPI
				32	H	Drake	77 76	58	H	UNI	61 47	104
				45	A	Michigan	57 77	94	H	Illinois St.	76 61	A Loyola Chicago
												60 47
												112 N Liberty
												63 75
												119 N Richmond
												61 57
												161 H Jackson St.
												78 69
												165 A Valparaiso
												75 61
												192 H Miami (OH)
												79 68
												207 A Western Ill.
												84 49
												216 N George Mason
												61 59
												272 H Indiana St.
												91 75
												273 A Oakland
												74 58
												289 H North Dakota St.
												70 64
												296 N Eastern Wash.
												66 46
												315 H Evansville
												82 51
LAST 10 Division I												
				32	H	Drake	77 76	272	H	Indiana St.	91 75	
				58	H	UNI	61 47	315	H	Evansville	82 51	
				165	A	Valparaiso	75 61	296	N	Eastern Wash.	66 46	
				104	A	Loyola Chicago	60 47	112	N	Liberty	63 75	
				94	H	Illinois St.	76 61	161	H	Jackson St.	78 69	

Non-Div I Games: Eureka 101 39

Bradley

Average RPI Win:	285	WON-LOST	WINNING	LAST 10	STRENGTH OF	OPP. STRENGTH	TEAM	ADJ.	CONF.	ADJ CONF.
Average RPI Loss:	150	RECORD	PCT. RANK	GAMES	SCHEDULE	OF SCHEDULE	RPI	RPI	RPI	RPI
DIV. I ONLY	6- 9	233	4-6	229	271	221	221	8	8	
DIV. I NON-CONF.	6- 7	182	4-4	296	328	245	245	8	8	
TOTALS	RPI 1-25	RPI 26-50	W-L RECORDS	RPI 51-100	RPI 101-150	RPI 150+				
6- 9	0- 0	0- 2	OVERALL	0- 1	0- 2	6- 4				
1- 4	0- 0	0- 1	HOME	0- 0	0- 1	1- 2				
5- 4	0- 0	0- 1	AWAY	0- 1	0- 1	5- 1				
0- 1	0- 0	0- 0	NEUTRAL	0- 0	0- 0	0- 1				
6- 7	0- 0	0- 0	NON-CONFERENCE	0- 1	0- 2	6- 4				
1- 3	0- 0	0- 0	HOME	0- 0	0- 1	1- 2				
5- 3	0- 0	0- 0	AWAY	0- 1	0- 1	5- 1				
0- 1	0- 0	0- 0	NEUTRAL	0- 0	0- 0	0- 1				
0- 2	0- 0	0- 2	CONFERENCE	0- 0	0- 0	0- 0				
0- 1	0- 0	0- 1	HOME	0- 0	0- 0	0- 0				
0- 1	0- 0	0- 1	AWAY	0- 0	0- 0	0- 0				
0- 0	0- 0	0- 0	NEUTRAL	0- 0	0- 0	0- 0				

RPI S	Opponent	Score	RPI S	Opponent	Score	RPI S	Opponent	Score	RPI S	Opponent	Score	Team's RPI: 221
43	A Yale	72 79	43	H Yale	40 73	74	A South Fla.	60 70	115	H Holy Cross	71 83	
									142	A Massachusetts	42 95	
									167	H Merrimack	57 72	
									182	N Rhode Island	44 89	
									235	A Fairfield	58 44	
									252	H Maine	76 70	
									264	A New Hampshire	76 68	
									271	A Longwood	76 86	
									299	A FIU	72 57	
									313	A Bryant	56 50	
									313	H Bryant	44 45	
									344	A Central Conn. St.	83 73	
LAST 10 Division I												
43	H Yale	40 73	313	A Bryant	56 50							
43	A Yale	72 79	182	N Rhode Island	44 89							
74	A South Fla.	60 70	115	H Holy Cross	71 83							
299	A FIU	72 57	167	H Merrimack	57 72							
235	A Fairfield	58 44	264	A New Hampshire	76 68							

Non-Div I Games:

Brown

Average RPI Win: 290	WON-LOST	WINNING	LAST 10	STRENGTH OF	OPP. STRENGTH	TEAM	ADJ.	CONF.	ADJ CONF.
Average RPI Loss: 205	RECORD	PCT. RANK	GAMES	SCHEDULE	OF SCHEDULE	RPI	RPI	RPI	RPI
DIV. I ONLY	5- 13	287	4-6	312	322	313	313	29	29
DIV. I NON-CONF.	2- 9	304	1-2	295	272	328	328	29	29
TOTALS	RPI 1-25	RPI 26-50	W-L RECORDS	RPI 51-100	RPI 101-150	RPI 150+			
5- 13	0- 0	0- 0	OVERALL	0- 1	0- 3	5- 9			
2- 7	0- 0	0- 0	HOME	0- 0	0- 1	2- 6			
3- 6	0- 0	0- 0	AWAY	0- 1	0- 2	3- 3			
0- 0	0- 0	0- 0	NEUTRAL	0- 0	0- 0	0- 0			
2- 9	0- 0	0- 0	NON-CONFERENCE	0- 1	0- 3	2- 5			
1- 4	0- 0	0- 0	HOME	0- 0	0- 1	1- 3			
1- 5	0- 0	0- 0	AWAY	0- 1	0- 2	1- 2			
0- 0	0- 0	0- 0	NEUTRAL	0- 0	0- 0	0- 0			
3- 4	0- 0	0- 0	CONFERENCE	0- 0	0- 0	3- 4			
1- 3	0- 0	0- 0	HOME	0- 0	0- 0	1- 3			
2- 1	0- 0	0- 0	AWAY	0- 0	0- 0	2- 1			
0- 0	0- 0	0- 0	NEUTRAL	0- 0	0- 0	0- 0			

RPI 1-25				RPI 26-50				RPI 51-100				RPI 101+ Team's RPI: 313					
RPI	S	Opponent	Score	RPI	S	Opponent	Score	RPI	S	Opponent	Score	RPI	S	Opponent	Score		
								68	A	Minnesota	56	101	115	A	Holy Cross	75	87
												139	H	Providence	32	76	
												148	A	Illinois	55	69	
												167	A	Merrimack	66	78	
												209	H	UMass Lowell	35	55	
												221	A	Brown	45	44	
												221	H	Brown	50	56	
												241	A	Mt. St. Mary's	72	67	
												241	H	Mt. St. Mary's	70	76	
												246	H	Saint Francis (PA)	60	63	
												264	H	New Hampshire	56	68	
												274	H	Wagner	45	58	
												284	A	Army West Point	75	81	
												295	A	Vermont	66	71	
												309	H	Albany (NY)	68	55	
												332	A	Fairleigh Dickinson	57	45	
												347	H	LIU Brooklyn	57	53	
LAST 10 Division I																	
				274	H	Wagner	45	58	332	A	Fairleigh Dickinson	57	45				
				241	A	Mt. St. Mary's	72	67	246	H	Saint Francis (PA)	60	63				
				347	H	LIU Brooklyn	57	53	284	A	Army West Point	75	81				
				241	H	Mt. St. Mary's	70	76	309	H	Albany (NY)	68	55				
				167	A	Merrimack	66	78	221	H	Brown	50	56				

Non-Div I Games:

Bryant

■ Loss,
 ■ Non-Conf,
 ■ S Site,
 ■ H Home
 ■ A Away
 N Neutral

Average RPI Win:	200	WON-LOST	WINNING	LAST 10	STRENGTH OF	OPP. STRENGTH	TEAM	ADJ.	CONF.	ADJ CONF.
Average RPI Loss:	127	RECORD	PCT. RANK	GAMES	SCHEDULE	OF SCHEDULE	RPI	RPI	RPI	RPI
DIV. I ONLY	15- 5	44	8-2	171	151	64	64	15	15	
DIV. I NON-CONF.	7- 4	100	0-1	141	142	84	84	16	16	
TOTALS	RPI 1-25	RPI 26-50	W-L RECORDS	RPI 51-100	RPI 101-150	RPI 150+				
15- 5	0- 0	0- 1	OVERALL	2- 2	3- 0	10- 2				
7- 1	0- 0	0- 0	HOME	2- 1	0- 0	5- 0				
6- 4	0- 0	0- 1	AWAY	0- 1	2- 0	4- 2				
2- 0	0- 0	0- 0	NEUTRAL	0- 0	1- 0	1- 0				
7- 4	0- 0	0- 1	NON-CONFERENCE	1- 2	1- 0	5- 1				
3- 1	0- 0	0- 0	HOME	1- 1	0- 0	2- 0				
2- 3	0- 0	0- 1	AWAY	0- 1	0- 0	2- 1				
2- 0	0- 0	0- 0	NEUTRAL	0- 0	1- 0	1- 0				
8- 1	0- 0	0- 0	CONFERENCE	1- 0	2- 0	5- 1				
4- 0	0- 0	0- 0	HOME	1- 0	0- 0	3- 0				
4- 1	0- 0	0- 0	AWAY	0- 0	2- 0	2- 1				
0- 0	0- 0	0- 0	NEUTRAL	0- 0	0- 0	0- 0				

RPI 1-25				RPI 26-50				RPI 51-100				Team's RPI: 64	RPI 101+			
RPI	S	Opponent	Score	RPI	S	Opponent	Score	RPI	S	Opponent	Score		RPI	S	Opponent	Score
				35	A	Virginia	60 84						105	N	Cincinnati	56 48
								53	H	Temple	61 72		115	A	Holy Cross	51 40
								70	H	Drexel	60 49		143	A	Lehigh	71 50
								83	A	Stony Brook	73 78		172	H	American	68 43
								95	H	Colgate	66 43		181	H	Lafayette	50 36
													183	A	Quinnipiac	69 76
													216	A	George Mason	64 51
													239	N	Howard	70 60
													246	A	Saint Francis (PA)	70 46
													280	A	Navy	61 34
													282	A	Loyola Maryland	50 60
													283	H	Monmouth	71 37
													284	A	Army West Point	63 52
													284	H	Army West Point	77 46
													286	H	St. Bonaventure	68 60
LAST 10 Division I																
				284	H	Army West Point	77 46					115	A	Holy Cross	51 40	
				282	A	Loyola Maryland	50 60					280	A	Navy	61 34	
				95	H	Colgate	66 43					181	H	Lafayette	50 36	
				143	A	Lehigh	71 50					284	A	Army West Point	63 52	
				172	H	American	68 43					83	A	Stony Brook	73 78	

Non-Div I Games:

Bucknell

■ Loss,
 ■ Non-Conf, S Site,
 ■ Home
 ■ Away
 N Neutral

Buffalo

Through Games Of Jan. 29, 2020

Average RPI Win:	192	WON-LOST	WINNING	LAST 10	STRENGTH OF	OPP. STRENGTH	TEAM	ADJ.	CONF.	ADJ CONF.
Average RPI Loss:	80	RECORD	PCT. RANK	GAMES	SCHEDULE	OF SCHEDULE	RPI	RPI	RPI	RPI
DIV. I ONLY	13- 6	69	6-4	115	136	77	77	10	10	
DIV. I NON-CONF.	9- 2	38	2-0	166	223	53	53	10	10	
TOTALS	RPI 1-25	RPI 26-50	W-L RECORDS	RPI 51-100	RPI 101-150	RPI 150+				
13- 6	0- 2	0- 0	OVERALL	2- 2	1- 1	10- 1				
7- 2	0- 1	0- 0	HOME	1- 1	0- 0	6- 0				
4- 4	0- 1	0- 0	AWAY	0- 1	1- 1	3- 1				
2- 0	0- 0	0- 0	NEUTRAL	1- 0	0- 0	1- 0				
9- 2	0- 1	0- 0	NON-CONFERENCE	2- 0	0- 1	7- 0				
5- 0	0- 0	0- 0	HOME	1- 0	0- 0	4- 0				
2- 2	0- 1	0- 0	AWAY	0- 0	0- 1	2- 0				
2- 0	0- 0	0- 0	NEUTRAL	1- 0	0- 0	1- 0				
4- 4	0- 1	0- 0	CONFERENCE	0- 2	1- 0	3- 1				
2- 2	0- 1	0- 0	HOME	0- 1	0- 0	2- 0				
2- 2	0- 0	0- 0	AWAY	0- 1	1- 0	1- 1				
0- 0	0- 0	0- 0	NEUTRAL	0- 0	0- 0	0- 0				

RPI 1-25				RPI 26-50				RPI 51-100 Team's RPI: 77				RPI 101+			
RPI	S	Opponent	Score	RPI	S	Opponent	Score	RPI	S	Opponent	Score	RPI	S	Opponent	Score
4	A	Stanford	69 88					70	N	Drexel	63 59	102	A	Kent St.	57 44
20	H	Central Mich.	93 98					73	A	Ball St.	65 69	128	A	San Jose St.	88 95
								75	H	Ohio	65 76	158	H	Dartmouth	73 49
								80	H	Dayton	67 59	159	H	Eastern Mich.	66 63
												163	H	Columbia	82 75
												172	N	American	73 55
												177	A	Toledo	59 71
												192	A	Miami (OH)	86 72
												199	H	Bowling Green	65 59
												231	A	Niagara	81 67
												286	A	St. Bonaventure	46 36
												339	H	Canisius	71 55
												344	H	Central Conn. St.	61 56
LAST 10 Division I															
20	H	Central Mich.	93 98	75	H	Ohio	65 76								
102	A	Kent St.	57 44	177	A	Toledo	59 71								
73	A	Ball St.	65 69	192	A	Miami (OH)	86 72								
159	H	Eastern Mich.	66 63	158	H	Dartmouth	73 49								
199	H	Bowling Green	65 59	80	H	Dayton	67 59								

Non-Div I Games:

Buffalo

■ Loss,
 ■ Non-Conf,
 S Site,
 ■ Home
 ■ Away
 N Neutral

Through Games of Jan. 19, 1910										
Average RPI Win:	176	WON-LOST	WINNING	LAST 10	STRENGTH OF	OPP. STRENGTH	TEAM	ADJ.	CONF.	ADJ CONF.
Average RPI Loss:	49	RECORD	PCT. RANK	GAMES	SCHEDULE	OF SCHEDULE	RPI	RPI	RPI	RPI
DIV. I ONLY	14- 6	60	7-3	132	57	92	92	6	6	
DIV. I NON-CONF.	8- 3	68	1-0	199	96	117	117	6	6	

TOTALS	RPI 1-25	RPI 26-50		W-L RECORDS		RPI 51-100	RPI 101-150	RPI 150+		
14- 6	0- 2	2- 1		OVERALL		3- 3	1- 0	8- 0		
8- 4	0- 2	1- 1		HOME		1- 1	0- 0	6- 0		
5- 1	0- 0	1- 0		AWAY		1- 1	1- 0	2- 0		
1- 1	0- 0	0- 0		NEUTRAL		1- 1	0- 0	0- 0		
8- 3	0- 1	0- 0		NON-CONFERENCE		2- 2	0- 0	6- 0		
7- 1	0- 1	0- 0		HOME		1- 0	0- 0	6- 0		
0- 1	0- 0	0- 0		AWAY		0- 1	0- 0	0- 0		
1- 1	0- 0	0- 0		NEUTRAL		1- 1	0- 0	0- 0		
6- 3	0- 1	2- 1		CONFERENCE		1- 1	1- 0	2- 0		
1- 3	0- 1	1- 1		HOME		0- 1	0- 0	0- 0		
5- 0	0- 0	1- 0		AWAY		1- 0	1- 0	2- 0		
0- 0	0- 0	0- 0		NEUTRAL		0- 0	0- 0	0- 0		

RPI S	Opponent	Score	RPI S	Opponent	Score	RPI S	Opponent	Score	RPI S	Opponent	Score
12	H Indiana	53 64	38	H Marquette	61 55	61	H IUPUI	64 61	139	A Providence	50 47
19	H DePaul	65 80	39	A Creighton	73 67	69	N Georgia	36 69	194	H Akron	76 55
			42	H St. John's (NY)	42 67	73	A Ball St.	70 74	212	H High Point	74 52
						75	N Ohio	60 55	220	A Georgetown	47 46
						76	H Seton Hall	62 67	226	A Xavier	78 70
						88	A Villanova	58 41	274	H Wagner	74 58
									277	H Eastern Ky.	73 41
									307	H Purdue Fort Wayne	85 58
									314	H Detroit Mercy	82 60
LAST 10 Division I											
39	A Creighton	73 67	88	A Villanova	58 41						
139	A Providence	50 47	226	A Xavier	78 70						
19	H DePaul	65 80	42	H St. John's (NY)	42 67						
38	H Marquette	61 55	76	H Seton Hall	62 67						
220	A Georgetown	47 46	307	H Purdue Fort Wayne	85 58						

Non-Div I Games:

Butler

■ Loss,
 ■ Non-Conf, S Site,
 ■ Home
 ■ Away
 N Neutral

CSU Bakersfield

Through Games Of Jan. 29, 2020

Average RPI Win:	241	WON-LOST	WINNING	LAST 10	STRENGTH OF	OPP. STRENGTH	TEAM	ADJ.	CONF.	ADJ CONF.
Average RPI Loss:	177	RECORD	PCT. RANK	GAMES	SCHEDULE	OF SCHEDULE	RPI	RPI	RPI	RPI
DIV. I ONLY	9- 7	143	6-4	206	284	157	157	32	32	
DIV. I NON-CONF.	5- 5	164	2-2	85	185	122	122	32	32	
TOTALS	RPI 1-25	RPI 26-50	W-L RECORDS	RPI 51-100	RPI 101-150	RPI 150+				
9- 7	0- 2	0- 0	OVERALL	0- 0	2- 2	7- 3				
6- 1	0- 0	0- 0	HOME	0- 0	2- 0	4- 1				
3- 6	0- 2	0- 0	AWAY	0- 0	0- 2	3- 2				
0- 0	0- 0	0- 0	NEUTRAL	0- 0	0- 0	0- 0				
5- 5	0- 2	0- 0	NON-CONFERENCE	0- 0	2- 2	3- 1				
5- 0	0- 0	0- 0	HOME	0- 0	2- 0	3- 0				
0- 5	0- 2	0- 0	AWAY	0- 0	0- 2	0- 1				
0- 0	0- 0	0- 0	NEUTRAL	0- 0	0- 0	0- 0				
4- 2	0- 0	0- 0	CONFERENCE	0- 0	0- 0	4- 2				
1- 1	0- 0	0- 0	HOME	0- 0	0- 0	1- 1				
3- 1	0- 0	0- 0	AWAY	0- 0	0- 0	3- 1				
0- 0	0- 0	0- 0	NEUTRAL	0- 0	0- 0	0- 0				

RPI 1-25				RPI 26-50				RPI 51-100				RPI 101+ Team's RPI: 157			
RPI	S	Opponent	Score	RPI	S	Opponent	Score	RPI	S	Opponent	Score	RPI	S	Opponent	Score
10	A	Gonzaga	48 92									107	H	Pacific	80 70
13	A	Oregon St.	50 69									108	A	Washington	49 80
												128	H	San Jose St.	75 71
												150	A	Wright St.	60 65
												227	H	UMKC	70 60
												237	H	North Texas	61 52
												254	A	Grand Canyon	59 54
												267	H	UC Santa Barbara	66 62
												278	A	UC Riverside	52 53
												294	A	California Baptist	66 61
												325	H	N.C. Central	80 71
												329	A	Utah Valley	55 53
												331	A	Seattle U	57 63
												348	H	Chicago St.	58 60
LAST 10 Division I															
331	A	Seattle U	57 63	254	A	Grand Canyon	59 54								
329	A	Utah Valley	55 53	278	A	UC Riverside	52 53								
348	H	Chicago St.	58 60	13	A	Oregon St.	50 69								
227	H	UMKC	70 60	267	H	UC Santa Barbara	66 62								
294	A	California Baptist	66 61	107	H	Pacific	80 70								

Non-Div I Games: Fresno Pacific 95 64 Westcliff 100 44 Cal St. Dom. Hills 83 74

CSU Bakersfield

Loss, Non-Conf, S Site, H Home A Away N Neutral

Average RPI Win:	241	WON-LOST	WINNING	LAST 10	STRENGTH OF	OPP. STRENGTH	TEAM	ADJ.	CONF.	ADJ CONF.
Average RPI Loss:	154	RECORD	PCT. RANK	GAMES	SCHEDULE	OF SCHEDULE	RPI	RPI	RPI	RPI
DIV. I ONLY	8- 11	219	5-5	283	102	249	249	27	27	
DIV. I NON-CONF.	4- 9	250	1-3	265	20	264	264	26	26	
TOTALS	RPI 1-25	RPI 26-50	W-L RECORDS	RPI 51-100	RPI 101-150	RPI 150+				
8- 11	0- 1	0- 1	OVERALL	0- 2	1- 1	7- 6				
4- 4	0- 1	0- 1	HOME	0- 1	1- 0	3- 1				
3- 6	0- 0	0- 0	AWAY	0- 1	0- 1	3- 4				
1- 1	0- 0	0- 0	NEUTRAL	0- 0	0- 0	1- 1				
4- 9	0- 1	0- 1	NON-CONFERENCE	0- 2	1- 1	3- 4				
1- 4	0- 1	0- 1	HOME	0- 1	1- 0	0- 1				
2- 4	0- 0	0- 0	AWAY	0- 1	0- 1	2- 2				
1- 1	0- 0	0- 0	NEUTRAL	0- 0	0- 0	1- 1				
4- 2	0- 0	0- 0	CONFERENCE	0- 0	0- 0	4- 2				
3- 0	0- 0	0- 0	HOME	0- 0	0- 0	3- 0				
1- 2	0- 0	0- 0	AWAY	0- 0	0- 0	1- 2				
0- 0	0- 0	0- 0	NEUTRAL	0- 0	0- 0	0- 0				

RPI 1-25				RPI 26-50				RPI 51-100				RPI 101+ Team's RPI: 249			
RPI	S	Opponent	Score	RPI	S	Opponent	Score	RPI	S	Opponent	Score	RPI	S	Opponent	Score
6	H	UCLA	44 58	35	H	Virginia	47 72	71	H	Southern California	53 69	126	H	Portland	73 64
								86	A	Washington St.	61 71	146	A	San Diego	40 59
												166	H	Santa Clara	55 76
												184	H	Hawaii	58 54
												185	A	UC Davis	39 61
												205	N	SMU	58 68
												233	A	San Francisco	61 79
												238	H	Cal St. Fullerton	63 57
												251	A	LMU (CA)	56 54
												256	A	San Diego St.	74 69
												262	A	Long Beach St.	52 60
												272	N	Indiana St.	67 59
												294	A	California Baptist	56 64
												300	A	UC Irvine	56 51
												300	H	UC Irvine	70 62
LAST 10 Division I															
185	A	UC Davis	39 61	184	H	Hawaii	58 54	256	A	San Diego St.	74 69	146	A	San Diego	40 59
300	A	UC Irvine	56 51	166	H	Santa Clara	55 76	6	H	UCLA	44 58				
262	A	Long Beach St.	52 60												
238	H	Cal St. Fullerton	63 57												
300	H	UC Irvine	70 62												

Non-Div I Games: Hope Int'l 77 54

CSUN

■ Loss,
 ■ Non-Conf,
 ■ S Site,
 ■ H Home
 ■ A Away
 N Neutral

Average RPI Win: 271		WON-LOST	WINNING	LAST 10	STRENGTH OF	OPP. STRENGTH	TEAM	ADJ.	CONF.	ADJ CONF.
Average RPI Loss: 207		RECORD	PCT. RANK	GAMES	SCHEDULE	OF SCHEDULE	RPI	RPI	RPI	RPI
DIV. I ONLY		3- 12	310	2-8	281	274	334	334	27	27
DIV. I NON-CONF.		2- 8	295	1-4	222	282	322	322	26	26
TOTALS		RPI 1-25	RPI 26-50	W-L RECORDS	RPI 51-100	RPI 101-150	RPI 150+			
3- 12	0- 0		0- 2	OVERALL	0- 1	0- 0	3- 9			
3- 5	0- 0		0- 1	HOME	0- 1	0- 0	3- 3			
0- 7	0- 0		0- 1	AWAY	0- 0	0- 0	0- 6			
0- 0	0- 0		0- 0	NEUTRAL	0- 0	0- 0	0- 0			
2- 8	0- 0		0- 2	NON-CONFERENCE	0- 1	0- 0	2- 5			
2- 3	0- 0		0- 1	HOME	0- 1	0- 0	2- 1			
0- 5	0- 0		0- 1	AWAY	0- 0	0- 0	0- 4			
0- 0	0- 0		0- 0	NEUTRAL	0- 0	0- 0	0- 0			
1- 4	0- 0		0- 0	CONFERENCE	0- 0	0- 0	1- 4			
1- 2	0- 0		0- 0	HOME	0- 0	0- 0	1- 2			
0- 2	0- 0		0- 0	AWAY	0- 0	0- 0	0- 2			
0- 0	0- 0		0- 0	NEUTRAL	0- 0	0- 0	0- 0			

RPI 1-25				RPI 26-50				RPI 51-100				RPI 101+				Team's RPI: 334	
RPI	S	Opponent	Score	RPI	S	Opponent	Score	RPI	S	Opponent	Score	RPI	S	Opponent	Score		
				28	A	Arizona St.	41 66	81	H	Fresno St.	52 79	176	A	Saint Mary's (CA)	67 84		
				31	H	Old Dominion	55 61					185	H	UC Davis	36 42		
												215	H	Lamar University	57 56		
												248	A	Pepperdine	53 63		
												262	A	Long Beach St.	69 72		
												267	A	UC Santa Barbara	50 52		
												278	H	UC Riverside	75 70		
												281	A	Nevada	40 71		
												291	A	Denver	66 96		
												300	H	UC Irvine	57 68		
												320	H	Sacramento St.	62 43		
												331	H	Seattle U	49 72		
LAST 10 Division I																	
				185	H	UC Davis	36 42	281	A	Nevada	40 71						
				278	H	UC Riverside	75 70	331	H	Seattle U	49 72						
				300	H	UC Irvine	57 68	176	A	Saint Mary's (CA)	67 84						
				267	A	UC Santa Barbara	50 52	215	H	Lamar University	57 56						
				262	A	Long Beach St.	69 72	31	H	Old Dominion	55 61						

Non-Div I Games:	Holy Names	100	35
------------------	------------	-----	----

Cal Poly

■ Loss, ■ Non-Conf, S Site, H Home A Away N Neutral

Average RPI Win:	259	WON-LOST	WINNING	LAST 10	STRENGTH OF	OPP. STRENGTH	TEAM	ADJ.	CONF.	ADJ CONF.
Average RPI Loss:	229	RECORD	PCT. RANK	GAMES	SCHEDULE	OF SCHEDULE	RPI	RPI	RPI	RPI
DIV. I ONLY	10- 8	145	6-4	332	289	238	238	27	27	
DIV. I NON-CONF.	8- 5	117	4-1	325	300	219	219	26	26	
TOTALS	RPI 1-25	RPI 26-50	W-L RECORDS	RPI 51-100	RPI 101-150	RPI 150+				
10- 8	0- 0	0- 0	OVERALL	0- 0	1- 0	9- 8				
5- 3	0- 0	0- 0	HOME	0- 0	0- 0	5- 3				
5- 5	0- 0	0- 0	AWAY	0- 0	1- 0	4- 5				
0- 0	0- 0	0- 0	NEUTRAL	0- 0	0- 0	0- 0				
8- 5	0- 0	0- 0	NON-CONFERENCE	0- 0	1- 0	7- 5				
4- 2	0- 0	0- 0	HOME	0- 0	0- 0	4- 2				
4- 3	0- 0	0- 0	AWAY	0- 0	1- 0	3- 3				
0- 0	0- 0	0- 0	NEUTRAL	0- 0	0- 0	0- 0				
2- 3	0- 0	0- 0	CONFERENCE	0- 0	0- 0	2- 3				
1- 1	0- 0	0- 0	HOME	0- 0	0- 0	1- 1				
1- 2	0- 0	0- 0	AWAY	0- 0	0- 0	1- 2				
0- 0	0- 0	0- 0	NEUTRAL	0- 0	0- 0	0- 0				

RPI 1-25				RPI 26-50				RPI 51-100				RPI 101+				Team's RPI: 238	
RPI	S	Opponent	Score	RPI	S	Opponent	Score	RPI	S	Opponent	Score	RPI	S	Opponent	Score		
												146	A	San Diego	72	67	
												184	A	Hawaii	72	79	
												188	A	UNLV	64	58	
												197	H	Montana	69	71	
												218	A	Southern Utah	63	79	
												230	H	Delaware	55	72	
												233	A	San Francisco	63	71	
												249	A	CSUN	57	63	
												251	A	LMU (CA)	79	74	
												254	A	Grand Canyon	80	70	
												256	A	San Diego St.	45	55	
												262	H	Long Beach St.	69	65	
												267	A	UC Santa Barbara	70	68	
												267	H	UC Santa Barbara	66	75	
												288	H	Utah St.	83	62	
												294	H	California Baptist	97	93	
												308	H	Air Force	79	70	
												331	H	Seattle U	81	63	
LAST 10 Division I																	
				267	H	UC Santa Barbara	66	75	331	H	Seattle U	81	63				
				184	A	Hawaii	72	79	308	H	Air Force	79	70				
				249	A	CSUN	57	63	294	H	California Baptist	97	93				
				262	H	Long Beach St.	69	65	146	A	San Diego	72	67				
				267	A	UC Santa Barbara	70	68	233	A	San Francisco	63	71				

Non-Div I Games:

Cal St. Fullerton

■ Loss,
 ■ Non-Conf, S Site,
 ■ Home
 ■ Away
 N Neutral

California

Through Games Of Jan. 29, 2020

Average RPI Win:	222	WON-LOST	WINNING	LAST 10	STRENGTH OF	OPP. STRENGTH	TEAM	ADJ.	CONF.	ADJ CONF.
Average RPI Loss:	48	RECORD	PCT. RANK	GAMES	SCHEDULE	OF SCHEDULE	RPI	RPI	RPI	RPI
DIV. I ONLY	8- 11	219	1-9	16	64	127	127	1	1	
DIV. I NON-CONF.	8- 3	68	1-1	77	238	63	63	1	1	
TOTALS	RPI 1-25	RPI 26-50	W-L RECORDS	RPI 51-100	RPI 101-150	RPI 150+				
8- 11	0- 6	1- 1	OVERALL	0- 2	0- 2	7- 0				
7- 6	0- 2	1- 1	HOME	0- 2	0- 1	6- 0				
1- 5	0- 4	0- 0	AWAY	0- 0	0- 1	1- 0				
0- 0	0- 0	0- 0	NEUTRAL	0- 0	0- 0	0- 0				
8- 3	0- 2	1- 0	NON-CONFERENCE	0- 0	0- 1	7- 0				
7- 1	0- 1	1- 0	HOME	0- 0	0- 0	6- 0				
1- 2	0- 1	0- 0	AWAY	0- 0	0- 1	1- 0				
0- 0	0- 0	0- 0	NEUTRAL	0- 0	0- 0	0- 0				
0- 8	0- 4	0- 1	CONFERENCE	0- 2	0- 1	0- 0				
0- 5	0- 1	0- 1	HOME	0- 2	0- 1	0- 0				
0- 3	0- 3	0- 0	AWAY	0- 0	0- 0	0- 0				
0- 0	0- 0	0- 0	NEUTRAL	0- 0	0- 0	0- 0				

RPI S Opponent Score	RPI S Opponent Score	RPI S Opponent Score	RPI S Opponent Score
2 A Oregon 55 105	41 H Colorado 50 62	86 H Washington St. 75 96	108 H Washington 64 67
4 A Stanford 40 73	46 H Arkansas 84 80	98 H Utah 62 71	144 A Harvard 53 56
4 H Stanford 65 79			166 H Santa Clara 69 65
8 A UConn 61 72			190 H Boston U. 73 62
13 A Oregon St. 44 81			254 H Grand Canyon 72 53
21 H Kentucky 61 63			256 A San Diego St. 74 48
			262 H Long Beach St. 68 45
			278 H UC Riverside 84 61
			325 H N.C. Central 90 69
LAST 10 Division I			
41 H Colorado 50 62	4 A Stanford 40 73		
98 H Utah 62 71	86 H Washington St. 75 96		
2 A Oregon 55 105	108 H Washington 64 67		
13 A Oregon St. 44 81	254 H Grand Canyon 72 53		
4 H Stanford 65 79	21 H Kentucky 61 63		

Non-Div I Games:

California

Loss, Non-Conf, S Site, H Home A Away N Neutral

Average RPI Win:	273	WON-LOST	WINNING	LAST 10	STRENGTH OF	OPP. STRENGTH	TEAM	ADJ.	CONF.	ADJ CONF.
Average RPI Loss:	218	RECORD	PCT. RANK	GAMES	SCHEDULE	OF SCHEDULE	RPI	RPI	RPI	RPI
DIV. I ONLY	8- 11	219	3-7	304	335	294	294	32	32	
DIV. I NON-CONF.	6- 6	164	1-2	244	312	240	240	32	32	
TOTALS	RPI 1-25	RPI 26-50	W-L RECORDS	RPI 51-100	RPI 101-150	RPI 150+				
8- 11	0- 1	0- 0	OVERALL	0- 0	0- 0	8- 10				
6- 3	0- 0	0- 0	HOME	0- 0	0- 0	6- 3				
2- 5	0- 0	0- 0	AWAY	0- 0	0- 0	2- 5				
0- 3	0- 1	0- 0	NEUTRAL	0- 0	0- 0	0- 2				
6- 6	0- 1	0- 0	NON-CONFERENCE	0- 0	0- 0	6- 5				
5- 1	0- 0	0- 0	HOME	0- 0	0- 0	5- 1				
1- 2	0- 0	0- 0	AWAY	0- 0	0- 0	1- 2				
0- 3	0- 1	0- 0	NEUTRAL	0- 0	0- 0	0- 2				
2- 5	0- 0	0- 0	CONFERENCE	0- 0	0- 0	2- 5				
1- 2	0- 0	0- 0	HOME	0- 0	0- 0	1- 2				
1- 3	0- 0	0- 0	AWAY	0- 0	0- 0	1- 3				
0- 0	0- 0	0- 0	NEUTRAL	0- 0	0- 0	0- 0				

RPI 1-25				RPI 26-50				RPI 51-100				RPI 101+ Team's RPI: 294			
RPI	S	Opponent	Score	RPI	S	Opponent	Score	RPI	S	Opponent	Score	RPI	S	Opponent	Score
4	N	Stanford	78 83									157	H	CSU Bakersfield	61 66
												160	N	Houston	75 96
												195	H	Northern Ariz.	98 79
												199	N	Bowling Green	60 98
												227	A	UMKC	65 75
												238	A	Cal St. Fullerton	93 97
												249	H	CSUN	64 56
												254	H	Grand Canyon	58 62
												256	H	San Diego St.	68 80
												257	A	Idaho St.	74 68
												262	H	Long Beach St.	79 70
												267	H	UC Santa Barbara	85 81
												275	H	Alabama A&M	60 55
												278	A	UC Riverside	64 80
												312	A	New Mexico St.	56 57
												316	A	UTRGV	68 87
												329	H	Utah Valley	80 67
												348	A	Chicago St.	80 65
LAST 10 Division I															
329	H	Utah Valley	80 67	316	A	UTRGV	68 87								
227	A	UMKC	65 75	312	A	New Mexico St.	56 57								
348	A	Chicago St.	80 65	256	H	San Diego St.	68 80								
254	H	Grand Canyon	58 62	257	A	Idaho St.	74 68								
157	H	CSU Bakersfield	61 66	238	A	Cal St. Fullerton	93 97								

Non-Div I Games: Ottawa (AZ) 103 75 LIFE Pacific 93 48

California Baptist

Loss, Non-Conf, S Site, H Home A Away N Neutral

Average RPI Win:	253	WON-LOST	WINNING	LAST 10	STRENGTH OF	OPP. STRENGTH	TEAM	ADJ.	CONF.	ADJ CONF.
Average RPI Loss:	189	RECORD	PCT. RANK	GAMES	SCHEDULE	OF SCHEDULE	RPI	RPI	RPI	RPI
DIV. I ONLY	12- 5	54	9-1	293	329	129	129	26	26	
DIV. I NON-CONF.	3- 4	201	0	283	250	225	225	27	27	
TOTALS	RPI 1-25	RPI 26-50	W-L RECORDS	RPI 51-100	RPI 101-150	RPI 150+				
12- 5	0- 0	0- 1	OVERALL	0- 1	1- 0	11- 3				
7- 0	0- 0	0- 0	HOME	0- 0	1- 0	6- 0				
5- 5	0- 0	0- 1	AWAY	0- 1	0- 0	5- 3				
0- 0	0- 0	0- 0	NEUTRAL	0- 0	0- 0	0- 0				
3- 4	0- 0	0- 1	NON-CONFERENCE	0- 1	1- 0	2- 2				
2- 0	0- 0	0- 0	HOME	0- 0	1- 0	1- 0				
1- 4	0- 0	0- 1	AWAY	0- 1	0- 0	1- 2				
0- 0	0- 0	0- 0	NEUTRAL	0- 0	0- 0	0- 0				
9- 1	0- 0	0- 0	CONFERENCE	0- 0	0- 0	9- 1				
5- 0	0- 0	0- 0	HOME	0- 0	0- 0	5- 0				
4- 1	0- 0	0- 0	AWAY	0- 0	0- 0	4- 1				
0- 0	0- 0	0- 0	NEUTRAL	0- 0	0- 0	0- 0				

RPI 1-25			RPI 26-50			RPI 51-100			RPI 101+ Team's RPI: 129		
RPI	S	Opponent	Score	RPI	S	Opponent	Score	RPI	S	Opponent	Score
				31	A	Old Dominion	44 59	63	A	Wake Forest	46 74
								121	H	UNC Greensboro	72 64
								179	A	Hampton	68 31
								212	H	High Point	73 36
								213	H	Kennesaw St.	63 51
								225	A	UNC Asheville	52 60
								228	H	Gardner-Webb	48 44
								236	A	Radford	43 32
								259	H	Winthrop	63 47
								271	A	Longwood	70 55
								297	A	Presbyterian	53 47
								302	A	Hofstra	55 58
								325	A	N.C. Central	64 67
								333	A	Western Caro.	61 40
								340	H	USC Upstate	50 38
								341	H	Charleston So.	61 36
LAST 10 Division I											
				236	A	Radford	43 32	228	H	Gardner-Webb	48 44
				341	H	Charleston So.	61 36	271	A	Longwood	70 55
				297	A	Presbyterian	53 47	225	A	UNC Asheville	52 60
				259	H	Winthrop	63 47	340	H	USC Upstate	50 38
				179	A	Hampton	68 31	212	H	High Point	73 36

Non-Div I Games: St. Andrews 122 56 Bluefield Col. 65 41

Campbell

Loss, Non-Conf, S Site, H Home A Away N Neutral

Average RPI Win:	285	WON-LOST	WINNING	LAST 10	STRENGTH OF	OPP. STRENGTH	TEAM	ADJ.	CONF.	ADJ CONF.
Average RPI Loss:	210	RECORD	PCT. RANK	GAMES	SCHEDULE	OF SCHEDULE	RPI	RPI	RPI	RPI
DIV. I ONLY	2- 16	336	1-9	285	303	339	339	24	24	
DIV. I NON-CONF.	1- 8	322	0-1	311	278	342	342	25	25	
TOTALS	RPI 1-25	RPI 26-50	W-L RECORDS	RPI 51-100	RPI 101-150	RPI 150+				
2- 16	0- 0	0- 0	OVERALL	0- 4	0- 0	2- 12				
1- 6	0- 0	0- 0	HOME	0- 3	0- 0	1- 3				
1- 9	0- 0	0- 0	AWAY	0- 1	0- 0	1- 8				
0- 1	0- 0	0- 0	NEUTRAL	0- 0	0- 0	0- 1				
1- 8	0- 0	0- 0	NON-CONFERENCE	0- 2	0- 0	1- 6				
1- 2	0- 0	0- 0	HOME	0- 1	0- 0	1- 1				
0- 5	0- 0	0- 0	AWAY	0- 1	0- 0	0- 4				
0- 1	0- 0	0- 0	NEUTRAL	0- 0	0- 0	0- 1				
1- 8	0- 0	0- 0	CONFERENCE	0- 2	0- 0	1- 6				
0- 4	0- 0	0- 0	HOME	0- 2	0- 0	0- 2				
1- 4	0- 0	0- 0	AWAY	0- 0	0- 0	1- 4				
0- 0	0- 0	0- 0	NEUTRAL	0- 0	0- 0	0- 0				

RPI 1-25				RPI 26-50				RPI 51-100				RPI 101+ Team's RPI: 339			
RPI	S	Opponent	Score	RPI	S	Opponent	Score	RPI	S	Opponent	Score	RPI	S	Opponent	Score
								67	H	Marist	59 90	177	A	Toledo	65 83
								77	A	Buffalo	55 71	183	A	Quinnipiac	71 74
								84	H	Rider	57 70	208	A	Youngstown St.	59 87
								95	H	Colgate	69 90	222	A	Manhattan	50 68
												231	A	Niagara	62 81
												235	A	Fairfield	70 72
												258	A	Stetson	52 68
												279	N	Appalachian St.	57 74
												283	A	Monmouth	71 62
												286	H	St. Bonaventure	84 82
												295	A	Vermont	53 76
												304	H	Siena	63 68
												309	H	Albany (NY)	53 70
												335	H	Saint Peter's	68 86
LAST 10 Division I															
				231	A	Niagara	62 81					304	H	Siena	63 68
				335	H	Saint Peter's	68 86					67	H	Marist	59 90
				84	H	Rider	57 70					283	A	Monmouth	71 62
				183	A	Quinnipiac	71 74					222	A	Manhattan	50 68
				235	A	Fairfield	70 72					177	A	Toledo	65 83

Non-Div I Games:

Canisius

■ Loss,
 ■ Non-Conf,
 ■ S Site,
 ■ H Home
 ■ A Away
 N Neutral

Central Ark.

Through Games Of Jan. 29, 2020

Average RPI Win:	285	WON-LOST	WINNING	LAST 10	STRENGTH OF	OPP. STRENGTH	TEAM	ADJ.	CONF.	ADJ CONF.
Average RPI Loss:	135	RECORD	PCT. RANK	GAMES	SCHEDULE	OF SCHEDULE	RPI	RPI	RPI	RPI
DIV. I ONLY	5- 11	275	4-6	138	291	217	217	23	23	
DIV. I NON-CONF.	1- 5	313	0	28	164	213	213	20	20	
TOTALS	RPI 1-25	RPI 26-50	W-L RECORDS	RPI 51-100	RPI 101-150	RPI 150+				
5- 11	0- 1	0- 0	OVERALL	0- 2	0- 3	5- 5				
2- 3	0- 0	0- 0	HOME	0- 1	0- 0	2- 2				
3- 8	0- 1	0- 0	AWAY	0- 1	0- 3	3- 3				
0- 0	0- 0	0- 0	NEUTRAL	0- 0	0- 0	0- 0				
1- 5	0- 1	0- 0	NON-CONFERENCE	0- 1	0- 1	1- 2				
1- 0	0- 0	0- 0	HOME	0- 0	0- 0	1- 0				
0- 5	0- 1	0- 0	AWAY	0- 1	0- 1	0- 2				
0- 0	0- 0	0- 0	NEUTRAL	0- 0	0- 0	0- 0				
4- 6	0- 0	0- 0	CONFERENCE	0- 1	0- 2	4- 3				
1- 3	0- 0	0- 0	HOME	0- 1	0- 0	1- 2				
3- 3	0- 0	0- 0	AWAY	0- 0	0- 2	3- 1				
0- 0	0- 0	0- 0	NEUTRAL	0- 0	0- 0	0- 0				

RPI 1-25				RPI 26-50				RPI 51-100				RPI 101+ Team's RPI: 217			
RPI	S	Opponent	Score	RPI	S	Opponent	Score	RPI	S	Opponent	Score	RPI	S	Opponent	Score
18	A	Texas A&M	46 76					51	A	Tennessee	36 63	111	A	SFA	41 102
								79	H	Abilene Christian	64 74	122	A	Tulane	38 65
												125	A	A&M-Corpus Christi	47 67
												155	H	New Orleans	37 49
												161	H	Jackson St.	57 54
												162	H	Sam Houston St.	54 72
												204	A	Little Rock	48 63
												229	A	Southeastern La.	42 63
												232	A	Northern Ky.	56 72
												293	A	Nicholls St.	53 46
												317	H	Houston Baptist	63 39
												324	A	Incarinate Word	47 37
												328	A	McNeese	70 57
LAST 10 Division I															
229	A	Southeastern La.	42 63	155	H	New Orleans	37 49								
79	H	Abilene Christian	64 74	328	A	McNeese	70 57								
293	A	Nicholls St.	53 46	317	H	Houston Baptist	63 39								
111	A	SFA	41 102	125	A	A&M-Corpus Christi	47 67								
162	H	Sam Houston St.	54 72	324	A	Incarinate Word	47 37								

Non-Div I Games: Hendrix 104 28 Central Baptist 66 43 Crowley's Ridge 82 26

Central Ark.

Loss, Non-Conf, S Site, H Home A Away N Neutral

Average RPI Win:	310	WON-LOST	WINNING	LAST 10	STRENGTH OF	OPP. STRENGTH	TEAM	ADJ.	CONF.	ADJ CONF.
Average RPI Loss:	212	RECORD	PCT. RANK	GAMES	SCHEDULE	OF SCHEDULE	RPI	RPI	RPI	RPI
DIV. I ONLY	2- 18	338	2-8	309	317	344	344	29	29	
DIV. I NON-CONF.	1- 10	329	1-0	278	259	329	329	29	29	
TOTALS	RPI 1-25	RPI 26-50	W-L RECORDS	RPI 51-100	RPI 101-150	RPI 150+				
2- 18	0- 0	0- 1	OVERALL	0- 1	0- 3	2- 13				
1- 7	0- 0	0- 0	HOME	0- 0	0- 1	1- 6				
1- 11	0- 0	0- 1	AWAY	0- 1	0- 2	1- 7				
0- 0	0- 0	0- 0	NEUTRAL	0- 0	0- 0	0- 0				
1- 10	0- 0	0- 1	NON-CONFERENCE	0- 1	0- 2	1- 6				
0- 3	0- 0	0- 0	HOME	0- 0	0- 0	0- 3				
1- 7	0- 0	0- 1	AWAY	0- 1	0- 2	1- 3				
0- 0	0- 0	0- 0	NEUTRAL	0- 0	0- 0	0- 0				
1- 8	0- 0	0- 0	CONFERENCE	0- 0	0- 1	1- 7				
1- 4	0- 0	0- 0	HOME	0- 0	0- 1	1- 3				
0- 4	0- 0	0- 0	AWAY	0- 0	0- 0	0- 4				
0- 0	0- 0	0- 0	NEUTRAL	0- 0	0- 0	0- 0				

RPI S	Opponent	Score	RPI S	Opponent	Score	RPI S	Opponent	Score	RPI S	Opponent	Score	Team's RPI: 344
34	A FGCU	60 94	77	A Buffalo	56 61	109	A Duquesne	33 72				
						130	H Robert Morris	56 86				
						143	A Lehigh	51 70				
						167	H Merrimack	56 65				
						168	A Fla. Atlantic	54 72				
						209	H UMass Lowell	54 56				
						221	H Brown	73 83				
						241	A Mt. St. Mary's	64 72				
						246	H Saint Francis (PA)	52 64				
						264	A New Hampshire	59 70				
						268	A Sacred Heart	58 66				
						268	H Sacred Heart	52 54				
						274	H Wagner	66 63				
						287	A Pittsburgh	73 81				
						309	H Albany (NY)	63 73				
						332	A Fairleigh Dickinson	47 66				
						345	A Hartford	61 54				
						347	A LIU Brooklyn	61 63				
LAST 10 Division I												
268	H Sacred Heart	52 54	167	H Merrimack	56 65							
274	H Wagner	66 63	268	A Sacred Heart	58 66							
332	A Fairleigh Dickinson	47 66	246	H Saint Francis (PA)	52 64							
241	A Mt. St. Mary's	64 72	130	H Robert Morris	56 86							
347	A LIU Brooklyn	61 63	345	A Hartford	61 54							

Non-Div I Games:

Central Conn. St.

■ Loss,
 ■ Non-Conf,
 ■ S Site,
 ■ H Home
 ■ A Away
 N Neutral

Average RPI Win: 140		WON-LOST	WINNING	LAST 10	STRENGTH OF	OPP. STRENGTH	TEAM	ADJ.	CONF.	ADJ CONF.
Average RPI Loss: 59		RECORD	PCT. RANK	GAMES	SCHEDULE	OF SCHEDULE	RPI	RPI	RPI	RPI
DIV. I ONLY		15- 4	36	9-1	26	105	20	20	10	10
DIV. I NON-CONF.		7- 4	100	1-1	24	57	33	33	10	10
TOTALS	RPI 1-25	RPI 26-50		W-L RECORDS		RPI 51-100	RPI 101-150	RPI 150+		
15- 4	0- 1	0- 1		OVERALL		6- 1	2- 1	7- 0		
7- 1	0- 0	0- 0		HOME		3- 0	1- 1	3- 0		
8- 3	0- 1	0- 1		AWAY		3- 1	1- 0	4- 0		
0- 0	0- 0	0- 0		NEUTRAL		0- 0	0- 0	0- 0		
7- 4	0- 1	0- 1		NON-CONFERENCE		3- 1	1- 1	3- 0		
4- 1	0- 0	0- 0		HOME		2- 0	1- 1	1- 0		
3- 3	0- 1	0- 1		AWAY		1- 1	0- 0	2- 0		
0- 0	0- 0	0- 0		NEUTRAL		0- 0	0- 0	0- 0		
8- 0	0- 0	0- 0		CONFERENCE		3- 0	1- 0	4- 0		
3- 0	0- 0	0- 0		HOME		1- 0	0- 0	2- 0		
5- 0	0- 0	0- 0		AWAY		2- 0	1- 0	2- 0		
0- 0	0- 0	0- 0		NEUTRAL		0- 0	0- 0	0- 0		

RPI 1-25				Team's RPI: 20		RPI 26-50				RPI 51-100				RPI 101+					
RPI	S	Opponent	Score		RPI	S	Opponent	Score		RPI	S	Opponent	Score		RPI	S	Opponent	Score	
3	A	Louisville	63	76	29	A	Western Ky.	58	93	59	A	UCF	58	64	136	A	Western Mich.	80	70
										67	H	Marist	77	54	137	H	Northeastern	79	63
										73	H	Ball St.	66	39	145	H	Green Bay	105	111
										75	A	Ohio	73	71	151	A	Bethune-Cookman	92	67
										77	A	Buffalo	98	93	159	A	Eastern Mich.	89	82
										80	H	Dayton	81	80	177	H	Toledo	73	66
										89	A	South Dakota St.	79	74	192	H	Miami (OH)	76	70
															194	A	Akron	77	72
															219	H	Iona	70	50
															273	A	Oakland	65	47
LAST 10 Division I																			
					77	A	Buffalo	98	93	192	H	Miami (OH)	76	70					
					177	H	Toledo	73	66	75	A	Ohio	73	71					
					159	A	Eastern Mich.	89	82	194	A	Akron	77	72					
					136	A	Western Mich.	80	70	59	A	UCF	58	64					
					73	H	Ball St.	66	39	151	A	Bethune-Cookman	92	67					

Non-Div I Games:

Central Mich.

Loss, Non-Conf, S Site, H Home A Away N Neutral

Average RPI Win:	225	WON-LOST	WINNING	LAST 10	STRENGTH OF	OPP. STRENGTH	TEAM	ADJ.	CONF.	ADJ CONF.
Average RPI Loss:	218	RECORD	PCT. RANK	GAMES	SCHEDULE	OF SCHEDULE	RPI	RPI	RPI	RPI
DIV. I ONLY	1- 16	344	1-9	242	343	341	341	26	26	
DIV. I NON-CONF.	0- 7	338	0	208	324	340	340	27	27	
TOTALS	RPI 1-25	RPI 26-50	W-L RECORDS	RPI 51-100	RPI 101-150	RPI 150+				
1- 16	0- 1	0- 0	OVERALL	0- 1	0- 1	1- 13				
0- 9	0- 0	0- 0	HOME	0- 0	0- 0	0- 9				
1- 7	0- 1	0- 0	AWAY	0- 1	0- 1	1- 4				
0- 0	0- 0	0- 0	NEUTRAL	0- 0	0- 0	0- 0				
0- 7	0- 1	0- 0	NON-CONFERENCE	0- 1	0- 0	0- 5				
0- 4	0- 0	0- 0	HOME	0- 0	0- 0	0- 4				
0- 3	0- 1	0- 0	AWAY	0- 1	0- 0	0- 1				
0- 0	0- 0	0- 0	NEUTRAL	0- 0	0- 0	0- 0				
1- 9	0- 0	0- 0	CONFERENCE	0- 0	0- 1	1- 8				
0- 5	0- 0	0- 0	HOME	0- 0	0- 0	0- 5				
1- 4	0- 0	0- 0	AWAY	0- 0	0- 1	1- 3				
0- 0	0- 0	0- 0	NEUTRAL	0- 0	0- 0	0- 0				

RPI 1-25				RPI 26-50				RPI 51-100				RPI 101+ Team's RPI: 341			
RPI	S	Opponent	Score	RPI	S	Opponent	Score	RPI	S	Opponent	Score	RPI	S	Opponent	Score
16	A	Florida St.	36 88					57	A	North Carolina	54 85	129	A	Campbell	36 61
												151	H	Bethune-Cookman	41 81
												179	H	Hampton	59 64
												193	H	North Dakota	57 73
												212	H	High Point	70 84
												225	A	UNC Asheville	60 48
												228	H	Gardner-Webb	52 79
												236	A	Radford	35 72
												245	H	Col. of Charleston	70 79
												259	H	Winthrop	53 58
												271	A	Longwood	64 84
												297	H	Presbyterian	46 67
												333	A	Western Caro.	64 69
												340	A	USC Upstate	53 70
												349	H	South Carolina St.	75 81
LAST 10 Division I															
297	H	Presbyterian	46 67	212	H	High Point	70 84								
259	H	Winthrop	53 58	271	A	Longwood	64 84								
129	A	Campbell	36 61	236	A	Radford	35 72								
179	H	Hampton	59 64	228	H	Gardner-Webb	52 79								
225	A	UNC Asheville	60 48	340	A	USC Upstate	53 70								

Non-Div I Games: Columbia (SC) 76 59 Virginia-Lynchburg 92 55

Charleston So.

Loss, Non-Conf, S Site, H Home A Away N Neutral

Average RPI Win:	184	WON-LOST	WINNING	LAST 10	STRENGTH OF	OPP. STRENGTH	TEAM	ADJ.	CONF.	ADJ CONF.
Average RPI Loss:	71	RECORD	PCT. RANK	GAMES	SCHEDULE	OF SCHEDULE	RPI	RPI	RPI	RPI
DIV. I ONLY	12- 6	77	6-4	131	86	72	72	13	13	
DIV. I NON-CONF.	9- 2	38	3-0	165	64	56	56	13	13	
TOTALS	RPI 1-25	RPI 26-50	W-L RECORDS	RPI 51-100	RPI 101-150	RPI 150+				
12- 6	0- 1	0- 3	OVERALL	3- 0	3- 1	6- 1				
5- 2	0- 0	0- 1	HOME	0- 0	1- 1	4- 0				
5- 4	0- 1	0- 2	AWAY	2- 0	1- 0	2- 1				
2- 0	0- 0	0- 0	NEUTRAL	1- 0	1- 0	0- 0				
9- 2	0- 1	0- 0	NON-CONFERENCE	3- 0	2- 1	4- 0				
4- 1	0- 0	0- 0	HOME	0- 0	1- 1	3- 0				
3- 1	0- 1	0- 0	AWAY	2- 0	0- 0	1- 0				
2- 0	0- 0	0- 0	NEUTRAL	1- 0	1- 0	0- 0				
3- 4	0- 0	0- 3	CONFERENCE	0- 0	1- 0	2- 1				
1- 1	0- 0	0- 1	HOME	0- 0	0- 0	1- 0				
2- 3	0- 0	0- 2	AWAY	0- 0	1- 0	1- 1				
0- 0	0- 0	0- 0	NEUTRAL	0- 0	0- 0	0- 0				

RPI 1-25				RPI 26-50				RPI 51-100				Team's RPI: 72	RPI 101+			
RPI	S	Opponent	Score	RPI	S	Opponent	Score	RPI	S	Opponent	Score		RPI	S	Opponent	Score
21	A	Kentucky	39 86	29	H	Western Ky.	56 60	63	A	Wake Forest	77 65		117	A	UAB	83 75
				31	A	Old Dominion	51 54	90	N	Boston College	84 68		119	H	Richmond	78 59
				50	A	Middle Tenn.	59 83	96	A	Davidson	75 64		122	N	Tulane	60 56
													124	H	Fordham	51 76
													168	A	Fla. Atlantic	44 65
													228	H	Gardner-Webb	74 49
													230	H	Delaware	61 57
													242	H	Marshall	52 46
													270	A	East Carolina	59 47
													299	A	FIU	64 50
													326	H	UMES	64 44
LAST 10 Division I																
299	A	FIU	64 50	50	A	Middle Tenn.	59 83									
168	A	Fla. Atlantic	44 65	117	A	UAB	83 75									
29	H	Western Ky.	56 60	326	H	UMES	64 44									
242	H	Marshall	52 46	96	A	Davidson	75 64									
31	A	Old Dominion	51 54	230	H	Delaware	61 57									

Non-Div I Games:

Charlotte

Chattanooga

Through Games Of Jan. 29, 2020

Average RPI Win:	226	WON-LOST	WINNING	LAST 10	STRENGTH OF	OPP. STRENGTH	TEAM	ADJ.	CONF.	ADJ CONF.
Average RPI Loss:	124	RECORD	PCT. RANK	GAMES	SCHEDULE	OF SCHEDULE	RPI	RPI	RPI	RPI
DIV. I ONLY	4- 16	310	3-7	63	168	234	234	25	25	
DIV. I NON-CONF.	1- 13	337	0-4	12	119	215	215	22	22	
TOTALS	RPI 1-25	RPI 26-50	W-L RECORDS	RPI 51-100	RPI 101-150	RPI 150+				
4- 16	0- 2	0- 1	OVERALL	0- 5	1- 2	3- 6				
2- 6	0- 0	0- 1	HOME	0- 2	0- 0	2- 3				
2- 10	0- 2	0- 0	AWAY	0- 3	1- 2	1- 3				
0- 0	0- 0	0- 0	NEUTRAL	0- 0	0- 0	0- 0				
1- 13	0- 2	0- 1	NON-CONFERENCE	0- 5	1- 1	0- 4				
0- 6	0- 0	0- 1	HOME	0- 2	0- 0	0- 3				
1- 7	0- 2	0- 0	AWAY	0- 3	1- 1	0- 1				
0- 0	0- 0	0- 0	NEUTRAL	0- 0	0- 0	0- 0				
3- 3	0- 0	0- 0	CONFERENCE	0- 0	0- 1	3- 2				
2- 0	0- 0	0- 0	HOME	0- 0	0- 0	2- 0				
1- 3	0- 0	0- 0	AWAY	0- 0	0- 1	1- 2				
0- 0	0- 0	0- 0	NEUTRAL	0- 0	0- 0	0- 0				

RPI	S	Opponent	Score	RPI	S	Opponent	Score	RPI	S	Opponent	Score	RPI	S	Opponent	Score	Team's RPI: 234
3	A	Louisville	37 86	27	H	Purdue	34 66	65	H	Troy	51 90	105	A	Cincinnati	53 72	
17	A	NC State	38 74					66	A	Belmont	50 63	112	A	Liberty	71 54	
								75	H	Ohio	58 70	121	A	UNC Greensboro	41 49	
								87	A	UT Martin	51 78	164	A	Samford	46 60	
								89	A	South Dakota St.	56 71	173	H	Furman	60 52	
												175	H	Austin Peay	49 50	
												179	H	Hampton	55 84	
												210	H	Northern Colo.	42 59	
												277	A	Eastern Ky.	65 71	
												285	H	Wofford	80 76	
												323	A	Mercer	48 55	
												333	A	Western Caro.	59 52	
LAST 10 Division I																
323	A	Mercer	48 55	333	A	Western Caro.	59 52	75	H	Ohio	58 70	17	A	NC State	38 74	
164	A	Samford	46 60					65	H	Troy	51 90					
173	H	Furman	60 52					89	A	South Dakota St.	56 71					
285	H	Wofford	80 76													
121	A	UNC Greensboro	41 49													

Non-Div I Games:

Chattanooga

Loss, Non-Conf, S Site, H Home A Away N Neutral

Average RPI Win:	157	WON-LOST	WINNING	LAST 10	STRENGTH OF	OPP. STRENGTH	TEAM	ADJ.	CONF.	ADJ CONF.
Average RPI Loss:	229	RECORD	PCT. RANK	GAMES	SCHEDULE	OF SCHEDULE	RPI	RPI	RPI	RPI
DIV. I ONLY	1- 19	348	1-9	310	299	348	348	32	32	
DIV. I NON-CONF.	0- 13	338	0-3	257	237	341	341	32	32	
TOTALS	RPI 1-25	RPI 26-50	W-L RECORDS	RPI 51-100	RPI 101-150	RPI 150+				
1- 19	0- 0	0- 1	OVERALL	0- 1	0- 4	1- 13				
0- 9	0- 0	0- 1	HOME	0- 0	0- 2	0- 6				
1- 9	0- 0	0- 0	AWAY	0- 1	0- 2	1- 6				
0- 1	0- 0	0- 0	NEUTRAL	0- 0	0- 0	0- 1				
0- 13	0- 0	0- 1	NON-CONFERENCE	0- 1	0- 4	0- 7				
0- 6	0- 0	0- 1	HOME	0- 0	0- 2	0- 3				
0- 6	0- 0	0- 0	AWAY	0- 1	0- 2	0- 3				
0- 1	0- 0	0- 0	NEUTRAL	0- 0	0- 0	0- 1				
1- 6	0- 0	0- 0	CONFERENCE	0- 0	0- 0	1- 6				
0- 3	0- 0	0- 0	HOME	0- 0	0- 0	0- 3				
1- 3	0- 0	0- 0	AWAY	0- 0	0- 0	1- 3				
0- 0	0- 0	0- 0	NEUTRAL	0- 0	0- 0	0- 0				

RPI 1-25	RPI 26-50	RPI 51-100	RPI 101+	Team's RPI: 348
RPI S Opponent Score	RPI S Opponent Score	RPI S Opponent Score	RPI S Opponent Score	
	33 H Arizona 50 82	99 A UT Arlington 53 84	104 H Loyola Chicago 53 98	
			136 A Western Mich. 69 90	
			145 H Green Bay 46 102	
			148 A Illinois 66 96	
			157 A CSU Bakersfield 60 58	
			165 A Valparaiso 49 95	
			207 H Western Ill. 78 88	
			254 A Grand Canyon 49 69	
			267 N UC Santa Barbara 65 96	
			273 H Oakland 70 98	
			281 A Nevada 60 80	
			294 H California Baptist 65 80	
			312 H New Mexico St. 60 73	
			315 A Evansville 42 76	
			316 H UTRGV 67 87	
			329 A Utah Valley 58 89	
			331 A Seattle U 51 80	
			337 H UIC 61 73	
LAST 10 Division I				
	294 H California Baptist 65 80	331 A Seattle U 51 80		
	157 A CSU Bakersfield 60 58	329 A Utah Valley 58 89		
	254 A Grand Canyon 49 69	165 A Valparaiso 49 95		
	316 H UTRGV 67 87	315 A Evansville 42 76		
	312 H New Mexico St. 60 73	136 A Western Mich. 69 90		

Non-Div I Games:

Chicago St.

Average RPI Win:	176	WON-LOST	WINNING	LAST 10	STRENGTH OF	OPP. STRENGTH	TEAM	ADJ.	CONF.	ADJ CONF.
Average RPI Loss:	65	RECORD	PCT. RANK	GAMES	SCHEDULE	OF SCHEDULE	RPI	RPI	RPI	RPI
DIV. I ONLY	13- 6	69	8-2	181	30	105	105	9	9	
DIV. I NON-CONF.	9- 4	84	4-0	253	25	152	152	9	9	
TOTALS	RPI 1-25	RPI 26-50	W-L RECORDS	RPI 51-100	RPI 101-150	RPI 150+				
13- 6	0- 2	0- 0	OVERALL	4- 2	1- 2	8- 0				
10- 2	0- 1	0- 0	HOME	4- 0	0- 1	6- 0				
3- 2	0- 0	0- 0	AWAY	0- 1	1- 1	2- 0				
0- 2	0- 1	0- 0	NEUTRAL	0- 1	0- 0	0- 0				
9- 4	0- 2	0- 0	NON-CONFERENCE	2- 1	1- 1	6- 0				
7- 2	0- 1	0- 0	HOME	2- 0	0- 1	5- 0				
2- 0	0- 0	0- 0	AWAY	0- 0	1- 0	1- 0				
0- 2	0- 1	0- 0	NEUTRAL	0- 1	0- 0	0- 0				
4- 2	0- 0	0- 0	CONFERENCE	2- 1	0- 1	2- 0				
3- 0	0- 0	0- 0	HOME	2- 0	0- 0	1- 0				
1- 2	0- 0	0- 0	AWAY	0- 1	0- 1	1- 0				
0- 0	0- 0	0- 0	NEUTRAL	0- 0	0- 0	0- 0				

RPI 1-25				RPI 26-50				RPI 51-100				RPI 101+ Team's RPI: 105			
RPI	S	Opponent	Score	RPI	S	Opponent	Score	RPI	S	Opponent	Score	RPI	S	Opponent	Score
5	N	Iowa	61 69					53	H	Temple	86 81	101	H	Saint Louis	50 60
25	H	Ohio St.	73 78					59	H	UCF	81 64	106	A	VCU	58 56
								64	N	Bucknell	48 56	122	A	Tulane	59 64
								73	H	Ball St.	63 56	160	H	Houston	85 66
								74	A	South Fla.	68 76	178	A	Memphis	73 66
								98	H	Utah	68 62	192	H	Miami (OH)	98 68
												226	A	Xavier	85 78
												234	H	Chattanooga	72 53
												275	H	Alabama A&M	62 47
												287	H	Pittsburgh	69 53
												343	H	Coppin St.	86 40
LAST 10 Division I															
				53	H	Temple	86 81	74	A	South Fla.	68 76				
				160	H	Houston	85 66	343	H	Coppin St.	86 40				
				122	A	Tulane	59 64	287	H	Pittsburgh	69 53				
				59	H	UCF	81 64	275	H	Alabama A&M	62 47				
				178	A	Memphis	73 66	226	A	Xavier	85 78				

Non-Div I Games:

Cincinnati

■ Loss,
■ Non-Conf,
■ S Site,
■ H Home
■ A Away
N Neutral

Average RPI Win:	229	WON-LOST	WINNING	LAST 10	STRENGTH OF	OPP. STRENGTH	TEAM	ADJ.	CONF.	ADJ CONF.
Average RPI Loss:	70	RECORD	PCT. RANK	GAMES	SCHEDULE	OF SCHEDULE	RPI	RPI	RPI	RPI
DIV. I ONLY	7- 13	255	4-6	65	41	171	171	5	5	
DIV. I NON-CONF.	4- 7	225	1-1	132	134	220	220	3	3	
TOTALS	RPI 1-25	RPI 26-50	W-L RECORDS	RPI 51-100	RPI 101-150	RPI 150+				
7- 13	0- 5	1- 1	OVERALL	0- 4	1- 1	5- 2				
4- 6	0- 3	1- 0	HOME	0- 1	0- 1	3- 1				
2- 6	0- 1	0- 1	AWAY	0- 3	1- 0	1- 1				
1- 1	0- 1	0- 0	NEUTRAL	0- 0	0- 0	1- 0				
4- 7	0- 3	0- 0	NON-CONFERENCE	0- 1	0- 1	4- 2				
2- 4	0- 1	0- 0	HOME	0- 1	0- 1	2- 1				
1- 2	0- 1	0- 0	AWAY	0- 0	0- 0	1- 1				
1- 1	0- 1	0- 0	NEUTRAL	0- 0	0- 0	1- 0				
3- 6	0- 2	1- 1	CONFERENCE	0- 3	1- 0	1- 0				
2- 2	0- 2	1- 0	HOME	0- 0	0- 0	1- 0				
1- 4	0- 0	0- 1	AWAY	0- 3	1- 0	0- 0				
0- 0	0- 0	0- 0	NEUTRAL	0- 0	0- 0	0- 0				

RPI 1-25				RPI 26-50				RPI 51-100				RPI 101+ Team's RPI: 171			
RPI	S	Opponent	Score	RPI	S	Opponent	Score	RPI	S	Opponent	Score	RPI	S	Opponent	Score
1	H	South Carolina	48 84	26	A	Virginia Tech	50 71	56	A	Georgia Tech	47 49	134	A	Notre Dame	71 55
3	H	Louisville	50 75	37	H	Duke	62 58	60	A	Miami (FL)	64 68	135	H	N.C. A&T	74 82
5	A	Iowa	60 74					62	H	Alabama	54 67	173	H	Furman	77 71
9	N	Maryland	44 63					63	A	Wake Forest	58 63	191	A	Penn St.	55 68
16	H	Florida St.	64 81									280	H	Navy	52 65
												287	H	Pittsburgh	75 67
												319	N	Alcorn	77 46
												323	A	Mercer	65 61
												327	H	Alabama St.	76 43
LAST 10 Division I															
26	A	Virginia Tech	50 71	63	A	Wake Forest	58 63								
60	A	Miami (FL)	64 68	3	H	Louisville	50 75								
37	H	Duke	62 58	134	A	Notre Dame	71 55								
287	H	Pittsburgh	75 67	135	H	N.C. A&T	74 82								
56	A	Georgia Tech	47 49	323	A	Mercer	65 61								

Non-Div I Games:

Clemson

■ Loss,
■ Non-Conf,
■ S Site,
■ H Home
■ A Away
N Neutral

Average RPI Win:	275	WON-LOST	WINNING	LAST 10	STRENGTH OF	OPP. STRENGTH	TEAM	ADJ.	CONF.	ADJ CONF.
Average RPI Loss:	174	RECORD	PCT. RANK	GAMES	SCHEDULE	OF SCHEDULE	RPI	RPI	RPI	RPI
DIV. I ONLY	13- 5	50	6-4	348	213	200	200	21	21	
DIV. I NON-CONF.	8- 1	27	1-0	351	177	175	175	19	19	
TOTALS	RPI 1-25	RPI 26-50	W-L RECORDS	RPI 51-100	RPI 101-150	RPI 150+				
13- 5	0- 0	0- 0	OVERALL	0- 1	0- 2	13- 2				
4- 2	0- 0	0- 0	HOME	0- 1	0- 1	4- 0				
9- 3	0- 0	0- 0	AWAY	0- 0	0- 1	9- 2				
0- 0	0- 0	0- 0	NEUTRAL	0- 0	0- 0	0- 0				
8- 1	0- 0	0- 0	NON-CONFERENCE	0- 0	0- 0	8- 1				
1- 0	0- 0	0- 0	HOME	0- 0	0- 0	1- 0				
7- 1	0- 0	0- 0	AWAY	0- 0	0- 0	7- 1				
0- 0	0- 0	0- 0	NEUTRAL	0- 0	0- 0	0- 0				
5- 4	0- 0	0- 0	CONFERENCE	0- 1	0- 2	5- 1				
3- 2	0- 0	0- 0	HOME	0- 1	0- 1	3- 0				
2- 2	0- 0	0- 0	AWAY	0- 0	0- 1	2- 1				
0- 0	0- 0	0- 0	NEUTRAL	0- 0	0- 0	0- 0				

RPI 1-25			RPI 26-50			RPI 51-100			RPI 101+			Team's RPI: 200
RPI	S	Opponent	Score	RPI	S	Opponent	Score	RPI	S	Opponent	Score	
						61	H IUPUI	53	78	145	H Green Bay	54 74
										150	A Wright St.	62 78
										194	H Akron	66 62
										199	A Bowling Green	62 89
										208	H Youngstown St.	60 52
										232	A Northern Ky.	73 68
										240	A ETSU	62 54
										260	A Delaware St.	57 49
										266	H Milwaukee	58 49
										273	A Oakland	79 58
										286	A St. Bonaventure	65 62
										298	A Omaha	79 66
										302	A Hofstra	61 51
										314	A Detroit Mercy	59 70
										333	A Western Caro.	68 61
										337	H UIC	84 44
										347	A LIU Brooklyn	79 49
LAST 10 Division I												
						145	H Green Bay	54	74	232	A Northern Ky.	73 68
						266	H Milwaukee	58	49	150	A Wright St.	62 78
						273	A Oakland	79	58	61	H IUPUI	53 78
						314	A Detroit Mercy	59	70	337	H UIC	84 44
						208	H Youngstown St.	60	52	298	A Omaha	79 66

Non-Div I Games: Davis & Elkins 110 41 Lake Erie 95 49

Cleveland St.

Coastal Caro.

Through Games Of Jan. 29, 2020

Average RPI Win:	243	WON-LOST	WINNING	LAST 10	STRENGTH OF	OPP. STRENGTH	TEAM	ADJ.	CONF.	ADJ CONF.
Average RPI Loss:	132	RECORD	PCT. RANK	GAMES	SCHEDULE	OF SCHEDULE	RPI	RPI	RPI	RPI
DIV. I ONLY	13- 3	29	8-2	331	192	123	123	22	22	
DIV. I NON-CONF.	8- 1	27	3-0	344	243	163	163	21	21	
TOTALS	RPI 1-25	RPI 26-50	W-L RECORDS	RPI 51-100	RPI 101-150	RPI 150+				
13- 3	0- 0	0- 0	OVERALL	1- 1	1- 1	11- 1				
6- 1	0- 0	0- 0	HOME	1- 0	1- 1	4- 0				
6- 2	0- 0	0- 0	AWAY	0- 1	0- 0	6- 1				
1- 0	0- 0	0- 0	NEUTRAL	0- 0	0- 0	1- 0				
8- 1	0- 0	0- 0	NON-CONFERENCE	0- 0	1- 1	7- 0				
4- 1	0- 0	0- 0	HOME	0- 0	1- 1	3- 0				
3- 0	0- 0	0- 0	AWAY	0- 0	0- 0	3- 0				
1- 0	0- 0	0- 0	NEUTRAL	0- 0	0- 0	1- 0				
5- 2	0- 0	0- 0	CONFERENCE	1- 1	0- 0	4- 1				
2- 0	0- 0	0- 0	HOME	1- 0	0- 0	1- 0				
3- 2	0- 0	0- 0	AWAY	0- 1	0- 0	3- 1				
0- 0	0- 0	0- 0	NEUTRAL	0- 0	0- 0	0- 0				

RPI	S	Opponent	Score	RPI	S	Opponent	Score	RPI	S	Opponent	Score	RPI	S	Opponent	Score	Team's RPI: 123
65	A	Troy	77	84	99	H	UT Arlington	62	56	119	H	Richmond	67	79		
										121	H	UNC Greensboro	63	54		
										153	N	Elon	76	65		
										204	A	Little Rock	68	48		
										211	A	Arkansas St.	61	63		
										216	H	George Mason	74	59		
										250	A	UNCW	62	43		
										261	A	South Alabama	71	62		
										279	A	Appalachian St.	80	53		
										285	A	Wofford	78	73		
										292	H	Texas St.	75	67		
										318	H	Ark.-Pine Bluff	76	69		
										333	A	Western Caro.	66	43		
										349	H	South Carolina St.	85	44		
LAST 10 Division I																
211	A	Arkansas St.	61	63	261	A	South Alabama	71	62							
279	A	Appalachian St.	80	53	65	A	Troy	77	84							
204	A	Little Rock	68	48	349	H	South Carolina St.	85	44							
99	H	UT Arlington	62	56	153	N	Elon	76	65							
292	H	Texas St.	75	67	250	A	UNCW	62	43							

Non-Div I Games: UNC Pembroke 86 44 Wesleyan (GA) 132 32

Coastal Caro.

Loss, Non-Conf, S Site, H Home A Away N Neutral

Average RPI Win:	263	WON-LOST	WINNING	LAST 10	STRENGTH OF	OPP. STRENGTH	TEAM	ADJ.	CONF.	ADJ CONF.
Average RPI Loss:	153	RECORD	PCT. RANK	GAMES	SCHEDULE	OF SCHEDULE	RPI	RPI	RPI	RPI
DIV. I ONLY	9- 8	157	5-5	317	245	245	245	14	14	
DIV. I NON-CONF.	6- 4	123	2-1	346	329	276	276	14	14	
TOTALS	RPI 1-25	RPI 26-50	W-L RECORDS	RPI 51-100	RPI 101-150	RPI 150+				
9- 8	0- 0	0- 1	OVERALL	1- 1	0- 1	8- 5				
5- 4	0- 0	0- 1	HOME	1- 0	0- 1	4- 2				
4- 4	0- 0	0- 0	AWAY	0- 1	0- 0	4- 3				
0- 0	0- 0	0- 0	NEUTRAL	0- 0	0- 0	0- 0				
6- 4	0- 0	0- 0	NON-CONFERENCE	0- 1	0- 1	6- 2				
2- 2	0- 0	0- 0	HOME	0- 0	0- 1	2- 1				
4- 2	0- 0	0- 0	AWAY	0- 1	0- 0	4- 1				
0- 0	0- 0	0- 0	NEUTRAL	0- 0	0- 0	0- 0				
3- 4	0- 0	0- 1	CONFERENCE	1- 0	0- 0	2- 3				
3- 2	0- 0	0- 1	HOME	1- 0	0- 0	2- 1				
0- 2	0- 0	0- 0	AWAY	0- 0	0- 0	0- 2				
0- 0	0- 0	0- 0	NEUTRAL	0- 0	0- 0	0- 0				

RPI S	Opponent	Score	RPI S	Opponent	Score	RPI S	Opponent	Score	RPI S	Opponent	Score	Team's RPI: 245
44	H James Madison	53 87	63	A Wake Forest	50 106	70	H Drexel	73 59	121	H UNC Greensboro	56 69	
									153	A Elon	48 90	
									156	A William & Mary	60 85	
									174	H Towson	62 79	
									212	A High Point	79 70	
									216	H George Mason	61 72	
									230	H Delaware	84 73	
									250	H UNCW	67 63	
									259	A Winthrop	84 73	
									297	A Presbyterian	54 58	
									325	H N.C. Central	85 78	
									333	H Western Caro.	73 62	
									341	A Charleston So.	79 70	
									349	A South Carolina St.	76 55	
LAST 10 Division I												
250	H UNCW	67 63	230	H Delaware	84 73							
44	H James Madison	53 87	70	H Drexel	73 59							
174	H Towson	62 79	333	H Western Caro.	73 62							
156	A William & Mary	60 85	341	A Charleston So.	79 70							
153	A Elon	48 90	121	H UNC Greensboro	56 69							

Non-Div I Games: Coker 82 57

Col. of Charleston

■ Loss,
 ■ Non-Conf,
 ■ S Site,
 ■ H Home
 ■ A Away
 N Neutral

Average RPI Win: 232	WON-LOST	WINNING	LAST 10	STRENGTH OF	OPP. STRENGTH	TEAM	ADJ.	CONF.	ADJ CONF.
Average RPI Loss: 99	RECORD	PCT. RANK	GAMES	SCHEDULE	OF SCHEDULE	RPI	RPI	RPI	RPI
DIV. I ONLY	14- 6	60	7-3	239	138	95	95	15	15
DIV. I NON-CONF.	8- 3	68	1-0	216	137	71	71	16	16
TOTALS	RPI 1-25	RPI 26-50	W-L RECORDS	RPI 51-100	RPI 101-150	RPI 150+			
14- 6	0- 1	1- 0	OVERALL	0- 2	1- 1	12- 2			
9- 0	0- 0	1- 0	HOME	0- 0	0- 0	8- 0			
5- 6	0- 1	0- 0	AWAY	0- 2	1- 1	4- 2			
0- 0	0- 0	0- 0	NEUTRAL	0- 0	0- 0	0- 0			
8- 3	0- 1	1- 0	NON-CONFERENCE	0- 1	1- 1	6- 0			
5- 0	0- 0	1- 0	HOME	0- 0	0- 0	4- 0			
3- 3	0- 1	0- 0	AWAY	0- 1	1- 1	2- 0			
0- 0	0- 0	0- 0	NEUTRAL	0- 0	0- 0	0- 0			
6- 3	0- 0	0- 0	CONFERENCE	0- 1	0- 0	6- 2			
4- 0	0- 0	0- 0	HOME	0- 0	0- 0	4- 0			
2- 3	0- 0	0- 0	AWAY	0- 1	0- 0	2- 2			
0- 0	0- 0	0- 0	NEUTRAL	0- 0	0- 0	0- 0			

RPI 1-25				RPI 26-50				RPI 51-100				Team's RPI: 95	RPI 101+			
RPI	S	Opponent	Score	RPI	S	Opponent	Score	RPI	S	Opponent	Score		RPI	S	Opponent	Score
15	A	Northwestern	44 73	43	H	Yale	70 67	62	A	Alabama	52 72		101	A	Saint Louis	51 61
								64	A	Bucknell	43 66		133	A	Cornell	62 58
													172	A	American	61 63
													172	H	American	63 62
													181	A	Lafayette	39 55
													181	H	Lafayette	73 52
													190	A	Boston U.	70 61
													209	H	UMass Lowell	73 51
													231	H	Niagara	85 72
													274	H	Wagner	74 58
													280	H	Navy	80 55
													282	A	Loyola Maryland	76 74
													284	H	Army West Point	100 93
													304	H	Siena	88 51
													330	A	NJIT	79 52
													339	A	Canisius	90 69
LAST 10 Division I																
				181	A	Lafayette	39 55	280	H	Navy	80 55					
				172	H	American	63 62	282	A	Loyola Maryland	76 74					
				64	A	Bucknell	43 66	284	H	Army West Point	100 93					
				190	A	Boston U.	70 61	172	A	American	61 63					
				181	H	Lafayette	73 52	274	H	Wagner	74 58					

Non-Div I Games:

Colgate

Average RPI Win:	183	WON-LOST	WINNING	LAST 10	STRENGTH OF	OPP. STRENGTH	TEAM	ADJ.	CONF.	ADJ CONF.
Average RPI Loss:	25	RECORD	PCT. RANK	GAMES	SCHEDULE	OF SCHEDULE	RPI	RPI	RPI	RPI
DIV. I ONLY	14- 5	48	5-5	82	42	41	41	1	1	
DIV. I NON-CONF.	11- 0	1	2-0	281	178	54	54	1	1	
TOTALS	RPI 1-25	RPI 26-50	W-L RECORDS	RPI 51-100	RPI 101-150	RPI 150+				
14- 5	0- 4	0- 0	OVERALL	2- 1	5- 0	7- 0				
7- 2	0- 1	0- 0	HOME	1- 1	2- 0	4- 0				
6- 3	0- 3	0- 0	AWAY	1- 0	2- 0	3- 0				
1- 0	0- 0	0- 0	NEUTRAL	0- 0	1- 0	0- 0				
11- 0	0- 0	0- 0	NON-CONFERENCE	0- 0	4- 0	7- 0				
6- 0	0- 0	0- 0	HOME	0- 0	2- 0	4- 0				
4- 0	0- 0	0- 0	AWAY	0- 0	1- 0	3- 0				
1- 0	0- 0	0- 0	NEUTRAL	0- 0	1- 0	0- 0				
3- 5	0- 4	0- 0	CONFERENCE	2- 1	1- 0	0- 0				
1- 2	0- 1	0- 0	HOME	1- 1	0- 0	0- 0				
2- 3	0- 3	0- 0	AWAY	1- 0	1- 0	0- 0				
0- 0	0- 0	0- 0	NEUTRAL	0- 0	0- 0	0- 0				

RPI 1-25				RPI 26-50		Team's RPI: 41		RPI 51-100				RPI 101+			
RPI	S	Opponent	Score	RPI	S	Opponent	Score	RPI	S	Opponent	Score	RPI	S	Opponent	Score
2	A	Oregon	46 104					71	H	Southern California	66 53	110	H	Texas Southern	74 50
4	A	Stanford	68 76					98	A	Utah	80 70	117	N	UAB	77 69
6	H	UCLA	62 65					98	H	Utah	69 84	120	H	Wisconsin	74 57
13	A	Oregon St.	60 72									122	A	Tulane	62 52
												127	A	California	62 50
												203	H	Jacksonville	66 44
												206	A	Wyoming	66 56
												226	A	Xavier	62 53
												269	A	Colorado St.	79 75
												272	H	Indiana St.	59 46
												291	H	Denver	96 70
												330	H	NJIT	80 57
LAST 10 Division I															
127	A	California	62 50	13	A	Oregon St.	60 72								
4	A	Stanford	68 76	2	A	Oregon	46 104								
98	H	Utah	69 84	98	A	Utah	80 70								
6	H	UCLA	62 65	122	A	Tulane	62 52								
71	H	Southern California	66 53	117	N	UAB	77 69								

Non-Div I Games:

Colorado

■ Loss,
 ■ Non-Conf, S Site,
 ■ Home
 ■ Away
 N Neutral

Average RPI Win:	281	WON-LOST	WINNING	LAST 10	STRENGTH OF	OPP. STRENGTH	TEAM	ADJ.	CONF.	ADJ CONF.
Average RPI Loss:	151	RECORD	PCT. RANK	GAMES	SCHEDULE	OF SCHEDULE	RPI	RPI	RPI	RPI
DIV. I ONLY	8- 11	219	5-5	254	272	269	269	17	17	
DIV. I NON-CONF.	4- 5	195	1-1	284	290	277	277	23	23	
TOTALS	RPI 1-25	RPI 26-50	W-L RECORDS	RPI 51-100	RPI 101-150	RPI 150+				
8- 11	0- 0	0- 1	OVERALL	0- 3	0- 2	8- 5				
6- 4	0- 0	0- 1	HOME	0- 0	0- 2	6- 1				
2- 7	0- 0	0- 0	AWAY	0- 3	0- 0	2- 4				
0- 0	0- 0	0- 0	NEUTRAL	0- 0	0- 0	0- 0				
4- 5	0- 0	0- 1	NON-CONFERENCE	0- 2	0- 0	4- 2				
3- 2	0- 0	0- 1	HOME	0- 0	0- 0	3- 1				
1- 3	0- 0	0- 0	AWAY	0- 2	0- 0	1- 1				
0- 0	0- 0	0- 0	NEUTRAL	0- 0	0- 0	0- 0				
4- 6	0- 0	0- 0	CONFERENCE	0- 1	0- 2	4- 3				
3- 2	0- 0	0- 0	HOME	0- 0	0- 2	3- 0				
1- 4	0- 0	0- 0	AWAY	0- 1	0- 0	1- 3				
0- 0	0- 0	0- 0	NEUTRAL	0- 0	0- 0	0- 0				

RPI 1-25				RPI 26-50				RPI 51-100				RPI 101+				Team's RPI: 269
RPI	S	Opponent	Score	RPI	S	Opponent	Score	RPI	S	Opponent	Score	RPI	S	Opponent	Score	
				41	H	Colorado	75 79	51	A	Tennessee	41 79	113	H	Boise St.	69 72	
								81	A	Fresno St.	53 55	128	H	San Jose St.	53 58	
								97	A	Idaho	54 61	189	A	New Mexico	62 73	
												202	H	Northern Ill.	75 80	
												206	A	Wyoming	56 49	
												210	A	Northern Colo.	75 58	
												224	A	Tulsa	55 61	
												256	A	San Diego St.	49 59	
												278	H	UC Riverside	52 40	
												281	A	Nevada	63 74	
												281	H	Nevada	75 70	
												288	H	Utah St.	56 55	
												308	H	Air Force	60 40	
												324	H	Incarnate Word	75 47	
												351	H	Mississippi Val.	65 46	
LAST 10 Division I																
				281	A	Nevada	63 74	128	H	San Jose St.	53 58					
				288	H	Utah St.	56 55	206	A	Wyoming	56 49					
				81	A	Fresno St.	53 55	281	H	Nevada	75 70					
				308	H	Air Force	60 40	224	A	Tulsa	55 61					
				189	A	New Mexico	62 73	351	H	Mississippi Val.	65 46					

Non-Div I Games: Western St. 56 47 Chadron St. 102 51

Colorado St.

Loss, Non-Conf, S Site, H Home A Away N Neutral

Average RPI Win: 224	WON-LOST	WINNING	LAST 10	STRENGTH OF	OPP. STRENGTH	TEAM	ADJ.	CONF.	ADJ CONF.
Average RPI Loss: 161	RECORD	PCT. RANK	GAMES	SCHEDULE	OF SCHEDULE	RPI	RPI	RPI	RPI
DIV. I ONLY	10- 5	77	8-2	313	167	163	163	8	8
DIV. I NON-CONF.	9- 4	84	7-1	323	222	176	176	8	8
TOTALS	RPI 1-25	RPI 26-50	W-L RECORDS	RPI 51-100	RPI 101-150	RPI 150+			
10- 5	0- 0	0- 0	OVERALL	1- 2	3- 1	6- 2			
7- 1	0- 0	0- 0	HOME	1- 0	2- 0	4- 1			
3- 4	0- 0	0- 0	AWAY	0- 2	1- 1	2- 1			
0- 0	0- 0	0- 0	NEUTRAL	0- 0	0- 0	0- 0			
9- 4	0- 0	0- 0	NON-CONFERENCE	1- 2	2- 0	6- 2			
6- 1	0- 0	0- 0	HOME	1- 0	1- 0	4- 1			
3- 3	0- 0	0- 0	AWAY	0- 2	1- 0	2- 1			
0- 0	0- 0	0- 0	NEUTRAL	0- 0	0- 0	0- 0			
1- 1	0- 0	0- 0	CONFERENCE	0- 0	1- 1	0- 0			
1- 0	0- 0	0- 0	HOME	0- 0	1- 0	0- 0			
0- 1	0- 0	0- 0	AWAY	0- 0	0- 1	0- 0			
0- 0	0- 0	0- 0	NEUTRAL	0- 0	0- 0	0- 0			

RPI 1-25				RPI 26-50				RPI 51-100				RPI 101+ Team's RPI: 163			
RPI	S	Opponent	Score	RPI	S	Opponent	Score	RPI	S	Opponent	Score	RPI	S	Opponent	Score
								77	A	Buffalo	75 82	124	H	Fordham	70 51
								85	A	Vanderbilt	51 72	130	A	Robert Morris	61 59
								96	H	Davidson	63 60	133	A	Cornell	77 80
												133	H	Cornell	76 66
												201	H	Saint Joseph's	57 71
												220	H	Georgetown	54 49
												266	H	Milwaukee	74 46
												284	A	Army West Point	71 62
												309	A	Albany (NY)	78 82
												323	H	Mercer	77 48
												330	H	NJIT	99 43
												338	A	Tennessee St.	75 65
LAST 10 Division I															
133	A	Cornell	77 80	330	H	NJIT	99 43								
133	H	Cornell	76 66	96	H	Davidson	63 60								
323	H	Mercer	77 48	220	H	Georgetown	54 49								
338	A	Tennessee St.	75 65	266	H	Milwaukee	74 46								
85	A	Vanderbilt	51 72	284	A	Army West Point	71 62								

Non-Div I Games:

Columbia

■ Loss,
 ■ Non-Conf, S Site,
 ■ Home
 ■ Away
 N Neutral

Average RPI Win:	0	WON-LOST	WINNING	LAST 10	STRENGTH OF	OPP. STRENGTH	TEAM	ADJ.	CONF.	ADJ CONF.
Average RPI Loss:	185	RECORD	PCT. RANK	GAMES	SCHEDULE	OF SCHEDULE	RPI	RPI	RPI	RPI
DIV. I ONLY	0- 19	349	0-10	182	321	343	343	30	30	
DIV. I NON-CONF.	0- 12	338	0-3	138	224	326	326	31	31	
TOTALS	RPI 1-25	RPI 26-50	W-L RECORDS	RPI 51-100	RPI 101-150	RPI 150+				
0- 19	0- 0	0- 2	OVERALL	0- 3	0- 3	0- 11				
0- 7	0- 0	0- 0	HOME	0- 0	0- 1	0- 6				
0- 12	0- 0	0- 2	AWAY	0- 3	0- 2	0- 5				
0- 0	0- 0	0- 0	NEUTRAL	0- 0	0- 0	0- 0				
0- 12	0- 0	0- 2	NON-CONFERENCE	0- 3	0- 2	0- 5				
0- 2	0- 0	0- 0	HOME	0- 0	0- 0	0- 2				
0- 10	0- 0	0- 2	AWAY	0- 3	0- 2	0- 3				
0- 0	0- 0	0- 0	NEUTRAL	0- 0	0- 0	0- 0				
0- 7	0- 0	0- 0	CONFERENCE	0- 0	0- 1	0- 6				
0- 5	0- 0	0- 0	HOME	0- 0	0- 1	0- 4				
0- 2	0- 0	0- 0	AWAY	0- 0	0- 0	0- 2				
0- 0	0- 0	0- 0	NEUTRAL	0- 0	0- 0	0- 0				

RPI S	Opponent	Score	RPI S	Opponent	Score	RPI S	Opponent	Score	RPI S	Opponent	Score	Team's RPI: 343
36	A Rutgers	33 107	40	A West Virginia	47 82	52	A South Dakota	44 82	105	A Cincinnati	40 86	
						80	A Dayton	48 78	135	H N.C. A&T	38 84	
						89	A South Dakota St.	41 94	140	A George Washington	35 54	
									151	A Bethune-Cookman	51 82	
									180	H Norfolk St.	48 85	
									196	A La Salle	46 79	
									231	H Niagara	67 82	
									239	H Howard	54 66	
									242	A Marshall	47 60	
									263	H Morgan St.	42 47	
									306	A UMBC	48 71	
									335	H Saint Peter's	57 82	
									349	H South Carolina St.	60 71	
									350	A Florida A&M	48 58	
LAST 10 Division I												
239	H Howard	54 66	180	H Norfolk St.	48 85							
263	H Morgan St.	42 47	349	H South Carolina St.	60 71							
135	H N.C. A&T	38 84	80	A Dayton	48 78							
350	A Florida A&M	48 58	105	A Cincinnati	40 86							
151	A Bethune-Cookman	51 82	231	H Niagara	67 82							

Non-Div I Games:

Coppin St.

Average RPI Win:	254	WON-LOST	WINNING	LAST 10	STRENGTH OF	OPP. STRENGTH	TEAM	ADJ.	CONF.	ADJ CONF.
Average RPI Loss:	103	RECORD	PCT. RANK	GAMES	SCHEDULE	OF SCHEDULE	RPI	RPI	RPI	RPI
DIV. I ONLY	8- 6	141	6-4	127	242	133	133	8	8	
DIV. I NON-CONF.	7- 5	131	5-3	194	235	149	149	8	8	
TOTALS	RPI 1-25	RPI 26-50	W-L RECORDS	RPI 51-100	RPI 101-150	RPI 150+				
8- 6	0- 1	0- 1	OVERALL	0- 1	0- 1	8- 2				
4- 3	0- 0	0- 0	HOME	0- 1	0- 1	4- 1				
4- 3	0- 1	0- 1	AWAY	0- 0	0- 0	4- 1				
0- 0	0- 0	0- 0	NEUTRAL	0- 0	0- 0	0- 0				
7- 5	0- 1	0- 1	NON-CONFERENCE	0- 1	0- 1	7- 1				
3- 3	0- 0	0- 0	HOME	0- 1	0- 1	3- 1				
4- 2	0- 1	0- 1	AWAY	0- 0	0- 0	4- 0				
0- 0	0- 0	0- 0	NEUTRAL	0- 0	0- 0	0- 0				
1- 1	0- 0	0- 0	CONFERENCE	0- 0	0- 0	1- 1				
1- 0	0- 0	0- 0	HOME	0- 0	0- 0	1- 0				
0- 1	0- 0	0- 0	AWAY	0- 0	0- 0	0- 1				
0- 0	0- 0	0- 0	NEUTRAL	0- 0	0- 0	0- 0				

RPI 1-25				RPI 26-50				RPI 51-100				RPI 101+ Team's RPI: 133			
RPI	S	Opponent	Score	RPI	S	Opponent	Score	RPI	S	Opponent	Score	RPI	S	Opponent	Score
23	A	TCU	49 59	40	A	West Virginia	62 68	95	H	Colgate	58 62	109	H	Duquesne	62 72
												163	A	Columbia	66 76
												163	H	Columbia	80 77
												186	H	Binghamton	56 59
												209	A	UMass Lowell	70 56
												231	H	Niagara	82 59
												240	H	ETSU	71 43
												260	A	Delaware St.	77 51
												286	A	St. Bonaventure	70 42
												309	A	Albany (NY)	71 51
												330	H	NJIT	68 44
LAST 10 Division I															
163	H	Columbia	80 77	109	H	Duquesne	62 72								
163	A	Columbia	66 76	186	H	Binghamton	56 59								
240	H	ETSU	71 43	209	A	UMass Lowell	70 56								
40	A	West Virginia	62 68	260	A	Delaware St.	77 51								
286	A	St. Bonaventure	70 42	231	H	Niagara	82 59								

Non-Div I Games:

Cornell

■ Loss,
 ■ Non-Conf, S Site,
 ■ Home
 ■ Away
 N Neutral

Creighton

Through Games Of Jan. 29, 2020

Average RPI Win:	135	WON-LOST	WINNING	LAST 10	STRENGTH OF	OPP. STRENGTH	TEAM	ADJ.	CONF.	ADJ CONF.
Average RPI Loss:	49	RECORD	PCT. RANK	GAMES	SCHEDULE	OF SCHEDULE	RPI	RPI	RPI	RPI
DIV. I ONLY	13- 7	88	5-5	38	33	39	39	6	6	
DIV. I NON-CONF.	8- 3	68	0-1	21	34	13	13	6	6	
TOTALS	RPI 1-25	RPI 26-50	W-L RECORDS	RPI 51-100	RPI 101-150	RPI 150+				
13- 7	0- 1	3- 3	OVERALL	4- 3	1- 0	5- 0				
7- 2	0- 1	1- 0	HOME	2- 1	1- 0	3- 0				
4- 5	0- 0	1- 3	AWAY	1- 2	0- 0	2- 0				
2- 0	0- 0	1- 0	NEUTRAL	1- 0	0- 0	0- 0				
8- 3	0- 0	2- 2	NON-CONFERENCE	3- 1	0- 0	3- 0				
4- 0	0- 0	0- 0	HOME	2- 0	0- 0	2- 0				
2- 3	0- 0	1- 2	AWAY	0- 1	0- 0	1- 0				
2- 0	0- 0	1- 0	NEUTRAL	1- 0	0- 0	0- 0				
5- 4	0- 1	1- 1	CONFERENCE	1- 2	1- 0	2- 0				
3- 2	0- 1	1- 0	HOME	0- 1	1- 0	1- 0				
2- 2	0- 0	0- 1	AWAY	1- 1	0- 0	1- 0				
0- 0	0- 0	0- 0	NEUTRAL	0- 0	0- 0	0- 0				

RPI 1-25				RPI 26-50				Team's RPI: 39				RPI 51-100				RPI 101+			
RPI	S	Opponent	Score	RPI	S	Opponent	Score	RPI	S	Opponent	Score	RPI	S	Opponent	Score	RPI	S	Opponent	Score
19	H	DePaul	71 74	28	A	Arizona St.	55 70	52	A	South Dakota	65 72	139	H	Providence	72 63				
				32	A	Drake	53 63	53	N	Temple	69 59	170	H	Wichita St.	56 46				
				38	H	Marquette	72 62	58	H	UNI	57 54	220	A	Georgetown	65 56				
				40	N	West Virginia	82 75	76	A	Seton Hall	70 82	226	H	Xavier	62 55				
				42	A	St. John's (NY)	58 63	88	A	Villanova	58 42	289	H	North Dakota St.	70 59				
				49	A	Nebraska	79 74	89	H	South Dakota St.	61 48	298	A	Omaha	67 54				
								92	H	Butler	67 73								
LAST 10 Division I																			
				92	H	Butler	67 73	19	H	DePaul	71 74								
				226	H	Xavier	62 55	38	H	Marquette	72 62								
				42	A	St. John's (NY)	58 63	88	A	Villanova	58 42								
				76	A	Seton Hall	70 82	220	A	Georgetown	65 56								
				139	H	Providence	72 63	28	A	Arizona St.	55 70								

Non-Div I Games:

Creighton

Loss, Non-Conf, S Site, H Home A Away N Neutral

Average RPI Win: 224	WON-LOST	WINNING	LAST 10	STRENGTH OF	OPP. STRENGTH	TEAM	ADJ.	CONF.	ADJ CONF.
Average RPI Loss: 166	RECORD	PCT. RANK	GAMES	SCHEDULE	OF SCHEDULE	RPI	RPI	RPI	RPI
DIV. I ONLY	7- 8	202	4-6	128	256	158	158	8	8
DIV. I NON-CONF.	6- 7	182	3-5	191	255	179	179	8	8
TOTALS	RPI 1-25	RPI 26-50	W-L RECORDS	RPI 51-100	RPI 101-150	RPI 150+			
7- 8	0- 1	0- 0	OVERALL	0- 1	1- 2	6- 4			
5- 1	0- 0	0- 0	HOME	0- 0	1- 0	4- 1			
2- 7	0- 1	0- 0	AWAY	0- 1	0- 2	2- 3			
0- 0	0- 0	0- 0	NEUTRAL	0- 0	0- 0	0- 0			
6- 7	0- 1	0- 0	NON-CONFERENCE	0- 1	0- 1	6- 4			
4- 1	0- 0	0- 0	HOME	0- 0	0- 0	4- 1			
2- 6	0- 1	0- 0	AWAY	0- 1	0- 1	2- 3			
0- 0	0- 0	0- 0	NEUTRAL	0- 0	0- 0	0- 0			
1- 1	0- 0	0- 0	CONFERENCE	0- 0	1- 1	0- 0			
1- 0	0- 0	0- 0	HOME	0- 0	1- 0	0- 0			
0- 1	0- 0	0- 0	AWAY	0- 0	0- 1	0- 0			
0- 0	0- 0	0- 0	NEUTRAL	0- 0	0- 0	0- 0			

RPI 1-25				RPI 26-50				RPI 51-100				RPI 101+ Team's RPI: 158			
RPI	S	Opponent	Score	RPI	S	Opponent	Score	RPI	S	Opponent	Score	RPI	S	Opponent	Score
15	A	Northwestern	37 79					77	A	Buffalo	49 73	104	A	Loyola Chicago	40 61
												144	A	Harvard	49 64
												144	H	Harvard	63 62
												167	H	Merrimack	57 52
												190	A	Boston U.	56 74
												209	A	UMass Lowell	62 51
												222	A	Manhattan	58 70
												235	A	Fairfield	52 51
												252	H	Maine	57 41
												264	H	New Hampshire	66 47
												282	A	Loyola Maryland	56 72
												292	H	Texas St.	51 61
												295	H	Vermont	72 55
LAST 10 Division I															
144	A	Harvard	49 64	264	H	New Hampshire	66 47								
144	H	Harvard	63 62	292	H	Texas St.	51 61								
282	A	Loyola Maryland	56 72	209	A	UMass Lowell	62 51								
77	A	Buffalo	49 73	252	H	Maine	57 41								
190	A	Boston U.	56 74	15	A	Northwestern	37 79								

Non-Div I Games:

Dartmouth

■ Loss,
■ Non-Conf,
■ S Site,
■ H Home
■ A Away
N Neutral

Average RPI Win:	206	WON-LOST	WINNING	LAST 10	STRENGTH OF	OPP. STRENGTH	TEAM	ADJ.	CONF.	ADJ CONF.
Average RPI Loss:	88	RECORD	PCT. RANK	GAMES	SCHEDULE	OF SCHEDULE	RPI	RPI	RPI	RPI
DIV. I ONLY	12- 7	97	6-4	192	109	96	96	12	12	
DIV. I NON-CONF.	6- 6	164	0-3	241	121	155	155	12	12	
TOTALS	RPI 1-25	RPI 26-50	W-L RECORDS	RPI 51-100	RPI 101-150	RPI 150+				
12- 7	0- 0	0- 2	OVERALL	0- 2	3- 2	9- 1				
5- 1	0- 0	0- 0	HOME	0- 1	2- 0	3- 0				
6- 6	0- 0	0- 2	AWAY	0- 1	1- 2	5- 1				
1- 0	0- 0	0- 0	NEUTRAL	0- 0	0- 0	1- 0				
6- 6	0- 0	0- 2	NON-CONFERENCE	0- 2	0- 1	6- 1				
2- 1	0- 0	0- 0	HOME	0- 1	0- 0	2- 0				
3- 5	0- 0	0- 2	AWAY	0- 1	0- 1	3- 1				
1- 0	0- 0	0- 0	NEUTRAL	0- 0	0- 0	1- 0				
6- 1	0- 0	0- 0	CONFERENCE	0- 0	3- 1	3- 0				
3- 0	0- 0	0- 0	HOME	0- 0	2- 0	1- 0				
3- 1	0- 0	0- 0	AWAY	0- 0	1- 1	2- 0				
0- 0	0- 0	0- 0	NEUTRAL	0- 0	0- 0	0- 0				

RPI 1-25				RPI 26-50				RPI 51-100				Team's RPI: 96		RPI 101+			
RPI	S	Opponent	Score	RPI	S	Opponent	Score	RPI	S	Opponent	Score			RPI	S	Opponent	Score
				26	A	Virginia Tech	68 88	70	A	Drexel	63 74			101	A	Saint Louis	65 58
				37	A	Duke	52 82	72	H	Charlotte	64 75			119	A	Richmond	57 69
														124	H	Fordham	74 62
														131	A	Florida	50 55
														140	H	George Washington	62 55
														163	A	Columbia	60 63
														182	A	Rhode Island	77 70
														182	H	Rhode Island	79 67
														212	A	High Point	73 63
														216	A	George Mason	76 69
														220	H	Georgetown	66 52
														227	A	UMKC	74 64
														240	A	ETSU	75 60
														300	N	UC Irvine	78 72
														333	H	Western Caro.	101 51
LAST 10 Division I																	
				182	A	Rhode Island	77 70	124	H	Fordham	74 62						
				119	A	Richmond	57 69	101	A	Saint Louis	65 58						
				140	H	George Washington	62 55	131	A	Florida	50 55						
				216	A	George Mason	76 69	72	H	Charlotte	64 75						
				182	H	Rhode Island	79 67	163	A	Columbia	60 63						

Non-Div I Games: Newberry 75 46

Davidson

■ Loss,
 ■ Non-Conf,
 ■ S Site,
 ■ H Home
 ■ A Away
 N Neutral

Average RPI Win:	192	WON-LOST	WINNING	LAST 10	STRENGTH OF	OPP. STRENGTH	TEAM	ADJ.	CONF.	ADJ CONF.
Average RPI Loss:	45	RECORD	PCT. RANK	GAMES	SCHEDULE	OF SCHEDULE	RPI	RPI	RPI	RPI
DIV. I ONLY	14- 7	77	9-1	122	44	80	80	12	12	
DIV. I NON-CONF.	7- 7	164	2-1	136	11	129	129	12	12	
TOTALS	RPI 1-25	RPI 26-50	W-L RECORDS	RPI 51-100	RPI 101-150	RPI 150+				
14- 7	0- 4	0- 0	OVERALL	0- 2	6- 1	8- 0				
7- 2	0- 2	0- 0	HOME	0- 0	3- 0	4- 0				
5- 2	0- 1	0- 0	AWAY	0- 1	3- 0	2- 0				
2- 3	0- 1	0- 0	NEUTRAL	0- 1	0- 1	2- 0				
7- 7	0- 4	0- 0	NON-CONFERENCE	0- 2	1- 1	6- 0				
3- 2	0- 2	0- 0	HOME	0- 0	0- 0	3- 0				
2- 2	0- 1	0- 0	AWAY	0- 1	1- 0	1- 0				
2- 3	0- 1	0- 0	NEUTRAL	0- 1	0- 1	2- 0				
7- 0	0- 0	0- 0	CONFERENCE	0- 0	5- 0	2- 0				
4- 0	0- 0	0- 0	HOME	0- 0	3- 0	1- 0				
3- 0	0- 0	0- 0	AWAY	0- 0	2- 0	1- 0				
0- 0	0- 0	0- 0	NEUTRAL	0- 0	0- 0	0- 0				

RPI	S	Opponent	Score
1	H	South Carolina	49 75
8	H	UConn	37 75
10	N	Gonzaga	65 76
20	A	Central Mich.	80 81

RPI	S	Opponent	Score

RPI	S	Opponent	Score
63	N	Wake Forest	59 78
77	A	Buffalo	59 67

RPI	S	Opponent	Score
101	H	Saint Louis	48 47
109	H	Duquesne	54 41
119	A	Richmond	65 51
124	H	Fordham	48 44
137	A	Northeastern	71 60
138	N	Auburn	74 76
140	A	George Washington	66 50
177	A	Toledo	60 42
196	A	La Salle	98 58
216	H	George Mason	59 55
243	H	Morehead St.	58 41
252	N	Maine	78 49
265	H	Lipscomb	82 60
270	N	East Carolina	94 68
343	H	Coppin St.	78 48

LAST 10 Division I

124	H	Fordham	48 44	216	H	George Mason	59 55
140	A	George Washington	66 50	196	A	La Salle	98 58
101	H	Saint Louis	48 47	343	H	Coppin St.	78 48
109	H	Duquesne	54 41	270	N	East Carolina	94 68
119	A	Richmond	65 51	63	N	Wake Forest	59 78

Non-Div I Games:

Dayton

■ Loss,
 ■ Non-Conf, S Site,
 ■ Home
 ■ Away
 N Neutral

Average RPI Win: 131		WON-LOST	WINNING	LAST 10	STRENGTH OF	OPP. STRENGTH	TEAM	ADJ.	CONF.	ADJ CONF.
Average RPI Loss: 11		RECORD	PCT. RANK	GAMES	SCHEDULE	OF SCHEDULE	RPI	RPI	RPI	RPI
DIV. I ONLY		19- 2	10	10-0	61	26	19	19	6	6
DIV. I NON-CONF.		10- 2	30	1-0	57	24	17	17	6	6
TOTALS		RPI 1-25	RPI 26-50		W-L RECORDS		RPI 51-100	RPI 101-150	RPI 150+	
19- 2	1- 2	3- 0		OVERALL		5- 0	4- 0		6- 0	
11- 1	0- 1	2- 0		HOME		4- 0	0- 0		5- 0	
8- 1	1- 1	1- 0		AWAY		1- 0	4- 0		1- 0	
0- 0	0- 0	0- 0		NEUTRAL		0- 0	0- 0		0- 0	
10- 2	1- 2	0- 0		NON-CONFERENCE		2- 0	3- 0		4- 0	
6- 1	0- 1	0- 0		HOME		2- 0	0- 0		4- 0	
4- 1	1- 1	0- 0		AWAY		0- 0	3- 0		0- 0	
0- 0	0- 0	0- 0		NEUTRAL		0- 0	0- 0		0- 0	
9- 0	0- 0	3- 0		CONFERENCE		3- 0	1- 0		2- 0	
5- 0	0- 0	2- 0		HOME		2- 0	0- 0		1- 0	
4- 0	0- 0	1- 0		AWAY		1- 0	1- 0		1- 0	
0- 0	0- 0	0- 0		NEUTRAL		0- 0	0- 0		0- 0	

RPI S	Opponent	Score	RPI S	Opponent	Score	RPI S	Opponent	Score	RPI S	Opponent	Score
8	H UConn	74 84	38	H Marquette	89 71	60	H Miami (FL)	89 83	104	A Loyola Chicago	83 76
13	A Oregon St.	77 98	39	A Creighton	74 71	70	H Drexel	81 57	134	A Notre Dame	105 94
15	A Northwestern	70 68	42	H St. John's (NY)	74 69	76	H Seton Hall	85 68	139	A Providence	80 67
						88	H Villanova	85 69	145	A Green Bay	76 65
						92	A Butler	80 65	192	H Miami (OH)	98 79
									211	H Arkansas St.	109 64
									220	H Georgetown	92 66
									226	A Xavier	91 68
									266	H Milwaukee	94 65
									327	H Alabama St.	105 76
LAST 10 Division I											
220	H Georgetown	92 66	76	H Seton Hall	85 68						
88	H Villanova	85 69	39	A Creighton	74 71						
92	A Butler	80 65	139	A Providence	80 67						
226	A Xavier	91 68	38	H Marquette	89 71						
42	H St. John's (NY)	74 69	104	A Loyola Chicago	83 76						

Non-Div I Games:

DePaul

■ Loss,
 ■ Non-Conf, S Site,
 ■ Home
 ■ Away
 N Neutral

Delaware

Through Games Of Jan. 29, 2020

Average RPI Win:	201	WON-LOST	WINNING	LAST 10	STRENGTH OF	OPP. STRENGTH	TEAM	ADJ.	CONF.	ADJ CONF.
Average RPI Loss:	157	RECORD	PCT. RANK	GAMES	SCHEDULE	OF SCHEDULE	RPI	RPI	RPI	RPI
DIV. I ONLY	6- 12	260	3-7	204	117	230	230	14	14	
DIV. I NON-CONF.	4- 7	225	1-2	175	86	206	206	14	14	
TOTALS	RPI 1-25	RPI 26-50	W-L RECORDS	RPI 51-100	RPI 101-150	RPI 150+				
6- 12	0- 1	0- 0	OVERALL	0- 3	1- 2	5- 6				
2- 4	0- 0	0- 0	HOME	0- 0	0- 2	2- 2				
3- 8	0- 1	0- 0	AWAY	0- 3	1- 0	2- 4				
1- 0	0- 0	0- 0	NEUTRAL	0- 0	0- 0	1- 0				
4- 7	0- 1	0- 0	NON-CONFERENCE	0- 2	1- 1	3- 3				
1- 3	0- 0	0- 0	HOME	0- 0	0- 1	1- 2				
2- 4	0- 1	0- 0	AWAY	0- 2	1- 0	1- 1				
1- 0	0- 0	0- 0	NEUTRAL	0- 0	0- 0	1- 0				
2- 5	0- 0	0- 0	CONFERENCE	0- 1	0- 1	2- 3				
1- 1	0- 0	0- 0	HOME	0- 0	0- 1	1- 0				
1- 4	0- 0	0- 0	AWAY	0- 1	0- 0	1- 3				
0- 0	0- 0	0- 0	NEUTRAL	0- 0	0- 0	0- 0				

RPI 1-25				RPI 26-50				RPI 51-100				RPI 101+ Team's RPI: 230			
RPI	S	Opponent	Score	RPI	S	Opponent	Score	RPI	S	Opponent	Score	RPI	S	Opponent	Score
9	A	Maryland	55 99					59	A	UCF	49 75	130	A	Robert Morris	73 62
								70	A	Drexel	59 63	137	H	Northeastern	62 72
								72	A	Charlotte	57 61	140	H	George Washington	49 63
												153	A	Elon	65 56
												156	A	William & Mary	58 68
												166	N	Santa Clara	81 80
												216	H	George Mason	63 44
												228	A	Gardner-Webb	65 67
												238	A	Cal St. Fullerton	72 55
												245	A	Col. of Charleston	73 84
												250	A	UNCW	65 71
												252	H	Maine	56 69
												260	H	Delaware St.	64 67
												302	H	Hofstra	80 59
LAST 10 Division I															
153	A	Elon	65 56	245	A	Col. of Charleston	73 84								
156	A	William & Mary	58 68	250	A	UNCW	65 71								
70	A	Drexel	59 63	216	H	George Mason	63 44								
137	H	Northeastern	62 72	72	A	Charlotte	57 61								
302	H	Hofstra	80 59	228	A	Gardner-Webb	65 67								

Non-Div I Games:

Delaware

Loss, Non-Conf, S Site, H Home A Away N Neutral

Average RPI Win:	296	WON-LOST	WINNING	LAST 10	STRENGTH OF	OPP. STRENGTH	TEAM	ADJ.	CONF.	ADJ CONF.
Average RPI Loss:	143	RECORD	PCT. RANK	GAMES	SCHEDULE	OF SCHEDULE	RPI	RPI	RPI	RPI
DIV. I ONLY	5- 11	275	4-6	87	349	260	260	30	30	
DIV. I NON-CONF.	2- 9	304	1-4	47	343	255	255	31	31	
TOTALS	RPI 1-25	RPI 26-50	W-L RECORDS	RPI 51-100	RPI 101-150	RPI 150+				
5- 11	0- 0	0- 1	OVERALL	0- 2	0- 4	5- 4				
3- 7	0- 0	0- 0	HOME	0- 1	0- 3	3- 3				
2- 4	0- 0	0- 1	AWAY	0- 1	0- 1	2- 1				
0- 0	0- 0	0- 0	NEUTRAL	0- 0	0- 0	0- 0				
2- 9	0- 0	0- 1	NON-CONFERENCE	0- 2	0- 2	2- 4				
1- 6	0- 0	0- 0	HOME	0- 1	0- 2	1- 3				
1- 3	0- 0	0- 1	AWAY	0- 1	0- 0	1- 1				
0- 0	0- 0	0- 0	NEUTRAL	0- 0	0- 0	0- 0				
3- 2	0- 0	0- 0	CONFERENCE	0- 0	0- 2	3- 0				
2- 1	0- 0	0- 0	HOME	0- 0	0- 1	2- 0				
1- 1	0- 0	0- 0	AWAY	0- 0	0- 1	1- 0				
0- 0	0- 0	0- 0	NEUTRAL	0- 0	0- 0	0- 0				

RPI S	Opponent	Score	RPI S	Opponent	Score	RPI S	Opponent	Score	RPI S	Opponent	Score	Team's RPI: 260
44	A James Madison	64 83	84	H Rider	69 71	133	H Cornell	51 77	135	A N.C. A&T	53 58	
			90	A Boston College	69 109	135	H N.C. A&T	45 69	143	H Lehigh	38 68	
						156	H William & Mary	52 73	186	H Binghamton	66 75	
						200	H Cleveland St.	49 57	230	A Delaware	67 64	
						263	H Morgan St.	69 61	271	A Longwood	62 78	
						325	A N.C. Central	64 60	325	H N.C. Central	64 54	
						335	H Saint Peter's	89 66				
LAST 10 Division I												
135	A N.C. A&T	53 58	84	H Rider	69 71							
325	A N.C. Central	64 60	90	A Boston College	69 109							
135	H N.C. A&T	45 69	44	A James Madison	64 83							
325	H N.C. Central	64 54	271	A Longwood	62 78							
263	H Morgan St.	69 61	335	H Saint Peter's	89 66							

Non-Div I Games: Post 67 41 Georgian Court 69 48

Delaware St.

Denver

Average RPI Win:	256	WON-LOST	WINNING	LAST 10	STRENGTH OF	OPP. STRENGTH	TEAM	ADJ.	CONF.	ADJ CONF.
Average RPI Loss:	186	RECORD	PCT. RANK	GAMES	SCHEDULE	OF SCHEDULE	RPI	RPI	RPI	RPI
DIV. I ONLY	8- 12	233	3-7	269	283	291	291	18	18	
DIV. I NON-CONF.	5- 7	205	0-2	271	322	303	303	18	18	
TOTALS	RPI 1-25	RPI 26-50	W-L RECORDS	RPI 51-100	RPI 101-150	RPI 150+				
8- 12	0- 0	0- 1	OVERALL	0- 2	0- 1	8- 8				
7- 4	0- 0	0- 0	HOME	0- 1	0- 0	7- 3				
1- 6	0- 0	0- 1	AWAY	0- 1	0- 0	1- 4				
0- 2	0- 0	0- 0	NEUTRAL	0- 0	0- 1	0- 1				
5- 7	0- 0	0- 1	NON-CONFERENCE	0- 0	0- 1	5- 5				
5- 2	0- 0	0- 0	HOME	0- 0	0- 0	5- 2				
0- 3	0- 0	0- 1	AWAY	0- 0	0- 0	0- 2				
0- 2	0- 0	0- 0	NEUTRAL	0- 0	0- 1	0- 1				
3- 5	0- 0	0- 0	CONFERENCE	0- 2	0- 0	3- 3				
2- 2	0- 0	0- 0	HOME	0- 1	0- 0	2- 1				
1- 3	0- 0	0- 0	AWAY	0- 1	0- 0	1- 2				
0- 0	0- 0	0- 0	NEUTRAL	0- 0	0- 0	0- 0				

RPI 1-25	RPI 26-50	RPI 51-100	RPI 101+	Team's RPI: 291
RPI S Opponent Score	RPI S Opponent Score	RPI S Opponent Score	RPI S Opponent Score	
	41 A Colorado 70 96	52 A South Dakota 61 104	136 N Western Mich. 70 79	
		89 H South Dakota St. 79 86	193 A North Dakota 91 81	
			193 H North Dakota 82 90	
			194 N Akron 72 88	
			206 H Wyoming 71 57	
			207 A Western Ill. 75 82	
			210 H Northern Colo. 74 55	
			215 A Lamar University 59 71	
			218 H Southern Utah 81 73	
			227 A UMKC 79 83	
			275 H Alabama A&M 83 86	
			289 A North Dakota St. 80 85	
			289 H North Dakota St. 91 82	
			298 H Omaha 66 60	
			300 H UC Irvine 83 75	
			312 H New Mexico St. 75 78	
			334 H Cal Poly 96 66	
LAST 10 Division I				
	289 A North Dakota St. 80 85	52 A South Dakota 61 104		
	193 A North Dakota 91 81	193 H North Dakota 82 90		
	298 H Omaha 66 60	289 H North Dakota St. 91 82		
	207 A Western Ill. 75 82	136 N Western Mich. 70 79		
	89 H South Dakota St. 79 86	194 N Akron 72 88		

Non-Div I Games: Colo. Christian 89 49

Denver

Loss, Non-Conf, S Site, H Home A Away N Neutral

Detroit Mercy

Through Games Of Jan. 29, 2020

Average RPI Win:	269	WON-LOST	WINNING	LAST 10	STRENGTH OF	OPP. STRENGTH	TEAM	ADJ.	CONF.	ADJ CONF.
Average RPI Loss:	171	RECORD	PCT. RANK	GAMES	SCHEDULE	OF SCHEDULE	RPI	RPI	RPI	RPI
DIV. I ONLY	2- 18	338	2-8	161	275	314	314	21	21	
DIV. I NON-CONF.	0- 11	338	0-1	119	247	324	324	19	19	
TOTALS	RPI 1-25	RPI 26-50	W-L RECORDS	RPI 51-100	RPI 101-150	RPI 150+				
2- 18	0- 0	0- 0	OVERALL	0- 3	0- 5	2- 10				
1- 9	0- 0	0- 0	HOME	0- 0	0- 2	1- 7				
1- 7	0- 0	0- 0	AWAY	0- 3	0- 2	1- 2				
0- 2	0- 0	0- 0	NEUTRAL	0- 0	0- 1	0- 1				
0- 11	0- 0	0- 0	NON-CONFERENCE	0- 2	0- 3	0- 6				
0- 5	0- 0	0- 0	HOME	0- 0	0- 1	0- 4				
0- 4	0- 0	0- 0	AWAY	0- 2	0- 1	0- 1				
0- 2	0- 0	0- 0	NEUTRAL	0- 0	0- 1	0- 1				
2- 7	0- 0	0- 0	CONFERENCE	0- 1	0- 2	2- 4				
1- 4	0- 0	0- 0	HOME	0- 0	0- 1	1- 3				
1- 3	0- 0	0- 0	AWAY	0- 1	0- 1	1- 1				
0- 0	0- 0	0- 0	NEUTRAL	0- 0	0- 0	0- 0				

RPI S	Opponent	Score	RPI S	Opponent	Score	RPI S	Opponent	Score	RPI S	Opponent	Score	Team's RPI: 314
						61	A IUPUI	45 82	104	H Loyola Chicago	60 89	
						92	A Butler	60 82	136	A Western Mich.	67 82	
						93	A Michigan St.	52 110	141	N Tennessee Tech	47 69	
									145	H Green Bay	48 65	
									150	A Wright St.	61 67	
									159	H Eastern Mich.	70 84	
									165	H Valparaiso	58 77	
									177	H Toledo	64 82	
									194	H Akron	60 81	
									200	H Cleveland St.	70 59	
									208	H Youngstown St.	47 62	
									216	A George Mason	62 75	
									232	A Northern Ky.	60 72	
									266	H Milwaukee	48 63	
									268	N Sacred Heart	60 66	
									273	H Oakland	57 71	
									337	A UIC	70 62	
LAST 10 Division I												
			232	A Northern Ky.	60 72	266	H Milwaukee	48 63				
			150	A Wright St.	61 67	61	A IUPUI	45 82				
			208	H Youngstown St.	47 62	337	A UIC	70 62				
			200	H Cleveland St.	70 59	273	H Oakland	57 71				
			145	H Green Bay	48 65	159	H Eastern Mich.	70 84				

Non-Div I Games:

Detroit Mercy

Loss, Non-Conf, S Site, H Home A Away N Neutral

Drake

Through Games Of Jan. 29, 2020

Average RPI Win:	151	WON-LOST	WINNING	LAST 10	STRENGTH OF	OPP. STRENGTH	TEAM	ADJ.	CONF.	ADJ CONF.
Average RPI Loss:	33	RECORD	PCT. RANK	GAMES	SCHEDULE	OF SCHEDULE	RPI	RPI	RPI	RPI
DIV. I ONLY	12- 6	77	6-4	50	25	32	32	7	7	
DIV. I NON-CONF.	7- 4	100	1-2	52	4	40	40	7	7	
TOTALS	RPI 1-25	RPI 26-50	W-L RECORDS	RPI 51-100	RPI 101-150	RPI 150+				
12- 6	0- 2	1- 2	OVERALL	5- 2	1- 0	5- 0				
7- 0	0- 0	1- 0	HOME	3- 0	0- 0	3- 0				
3- 5	0- 2	0- 1	AWAY	2- 2	0- 0	1- 0				
2- 1	0- 0	0- 1	NEUTRAL	0- 0	1- 0	1- 0				
7- 4	0- 1	1- 2	NON-CONFERENCE	2- 1	1- 0	3- 0				
4- 0	0- 0	1- 0	HOME	2- 0	0- 0	1- 0				
1- 3	0- 1	0- 1	AWAY	0- 1	0- 0	1- 0				
2- 1	0- 0	0- 1	NEUTRAL	0- 0	1- 0	1- 0				
5- 2	0- 1	0- 0	CONFERENCE	3- 1	0- 0	2- 0				
3- 0	0- 0	0- 0	HOME	1- 0	0- 0	2- 0				
2- 2	0- 1	0- 0	AWAY	2- 1	0- 0	0- 0				
0- 0	0- 0	0- 0	NEUTRAL	0- 0	0- 0	0- 0				

RPI 1-25				RPI 26-50				RPI 51-100				RPI 101+			
RPI	S	Opponent	Score	RPI	S	Opponent	Score	RPI	S	Opponent	Score	RPI	S	Opponent	Score
5	A	Iowa	67 79	27	N	Purdue	47 67	52	A	South Dakota	94 102	138	N	Auburn	83 82
14	A	Missouri St.	67 69	39	H	Creighton	63 53	54	H	Iowa St.	86 81	202	A	Northern Ill.	73 49
				47	A	Oklahoma	84 93	55	A	Bradley	76 77	207	H	Western Ill.	94 75
								58	H	UNI	104 87	252	N	Maine	94 62
								89	H	South Dakota St.	74 67	272	H	Indiana St.	105 65
								91	A	Southern Ill.	73 65	315	H	Evansville	108 44
								94	A	Illinois St.	69 67				
LAST 10 Division I															
55	A	Bradley	76 77	14	A	Missouri St.	67 69	58	H	UNI	104 87	202	A	Northern Ill.	73 49
94	A	Illinois St.	69 67	5	A	Iowa	67 79	47	A	Oklahoma	84 93				
315	H	Evansville	108 44												
272	H	Indiana St.	105 65												
91	A	Southern Ill.	73 65												

Non-Div I Games: Waldorf 103 18

Drake

Loss, Non-Conf, S Site, H Home A Away N Neutral

Average RPI Win: 182	WON-LOST	WINNING	LAST 10	STRENGTH OF	OPP. STRENGTH	TEAM	ADJ.	CONF.	ADJ CONF.
Average RPI Loss: 105	RECORD	PCT. RANK	GAMES	SCHEDULE	OF SCHEDULE	RPI	RPI	RPI	RPI
DIV. I ONLY	13- 6	69	8-2	120	122	70	70	14	14
DIV. I NON-CONF.	7- 5	131	2-1	58	88	74	74	14	14

TOTALS	RPI 1-25	RPI 26-50	W-L RECORDS	RPI 51-100	RPI 101-150	RPI 150+			
13- 6	0- 1	0- 0	OVERALL	2- 2	2- 2	9- 1			
8- 1	0- 0	0- 0	HOME	2- 0	2- 1	4- 0			
5- 4	0- 1	0- 0	AWAY	0- 1	0- 1	5- 1			
0- 1	0- 0	0- 0	NEUTRAL	0- 1	0- 0	0- 0			
7- 5	0- 1	0- 0	NON-CONFERENCE	2- 2	1- 2	4- 0			
5- 1	0- 0	0- 0	HOME	2- 0	1- 1	2- 0			
2- 3	0- 1	0- 0	AWAY	0- 1	0- 1	2- 0			
0- 1	0- 0	0- 0	NEUTRAL	0- 1	0- 0	0- 0			
6- 1	0- 0	0- 0	CONFERENCE	0- 0	1- 0	5- 1			
3- 0	0- 0	0- 0	HOME	0- 0	1- 0	2- 0			
3- 1	0- 0	0- 0	AWAY	0- 0	0- 0	3- 1			
0- 0	0- 0	0- 0	NEUTRAL	0- 0	0- 0	0- 0			

RPI 1-25				RPI 26-50				RPI 51-100 Team's RPI: 70				RPI 101+			
RPI	S	Opponent	Score	RPI	S	Opponent	Score	RPI	S	Opponent	Score	RPI	S	Opponent	Score
19	A	DePaul	57 81					64	A	Bucknell	49 60	107	H	Pacific	51 58
								77	N	Buffalo	59 63	116	A	Penn	49 53
								88	H	Villanova	54 52	119	H	Richmond	58 52
								96	H	Davidson	74 63	137	H	Northeastern	50 41
												153	A	Elon	55 53
												156	A	William & Mary	61 54
												183	A	Quinnipiac	66 62
												196	H	La Salle	69 31
												201	A	Saint Joseph's	62 52
												230	H	Delaware	63 59
												245	A	Col. of Charleston	59 73
												250	A	UNCW	73 72
												252	H	Maine	70 57
												302	H	Hofstra	74 54

LAST 10 Division I															
156	A	William & Mary	61 54	250	A	UNCW	73 72								
153	A	Elon	55 53	245	A	Col. of Charleston	59 73								
230	H	Delaware	63 59	252	H	Maine	70 57								
302	H	Hofstra	74 54	116	A	Penn	49 53								
137	H	Northeastern	50 41	196	H	La Salle	69 31								

Non-Div I Games:

Drexel

Average RPI Win:	123	WON-LOST	WINNING	LAST 10	STRENGTH OF	OPP. STRENGTH	TEAM	ADJ.	CONF.	ADJ CONF.
Average RPI Loss:	43	RECORD	PCT. RANK	GAMES	SCHEDULE	OF SCHEDULE	RPI	RPI	RPI	RPI
DIV. I ONLY	11- 9	149	4-6	6	34	37	37	5	5	
DIV. I NON-CONF.	6- 5	151	0-2	2	111	22	22	3	3	
TOTALS	RPI 1-25	RPI 26-50	W-L RECORDS	RPI 51-100	RPI 101-150	RPI 150+				
11- 9	0- 4	1- 3	OVERALL	4- 1	3- 0	3- 1				
9- 2	0- 1	1- 0	HOME	4- 1	2- 0	2- 0				
2- 7	0- 3	0- 3	AWAY	0- 0	1- 0	1- 1				
0- 0	0- 0	0- 0	NEUTRAL	0- 0	0- 0	0- 0				
6- 5	0- 3	0- 2	NON-CONFERENCE	2- 0	1- 0	3- 0				
5- 1	0- 1	0- 0	HOME	2- 0	1- 0	2- 0				
1- 4	0- 2	0- 2	AWAY	0- 0	0- 0	1- 0				
0- 0	0- 0	0- 0	NEUTRAL	0- 0	0- 0	0- 0				
5- 4	0- 1	1- 1	CONFERENCE	2- 1	2- 0	0- 1				
4- 1	0- 0	1- 0	HOME	2- 1	1- 0	0- 0				
1- 3	0- 1	0- 1	AWAY	0- 0	1- 0	0- 1				
0- 0	0- 0	0- 0	NEUTRAL	0- 0	0- 0	0- 0				

RPI 1-25				RPI 26-50				RPI 51-100				RPI 101+			
RPI	S	Opponent	Score	RPI	S	Opponent	Score	RPI	S	Opponent	Score	RPI	S	Opponent	Score
1	A	South Carolina	46 89	26	H	Virginia Tech	72 67	56	H	Georgia Tech	58 46	114	A	Syracuse	88 58
3	A	Louisville	55 60	34	A	FGCU	56 78	63	H	Wake Forest	58 60	116	H	Penn	66 50
15	H	Northwestern	42 63	35	A	Virginia	63 66	65	H	Troy	99 85	134	H	Notre Dame	50 47
18	A	Texas A&M	58 79	49	A	Nebraska	79 83	90	H	Boston College	85 73	171	A	Clemson	58 62
								96	H	Davidson	82 52	188	A	UNLV	57 45
												212	H	High Point	93 57
												257	H	Idaho St.	85 66
LAST 10 Division I															
				56	H	Georgia Tech	58 46	35	A	Virginia	63 66				
				114	A	Syracuse	88 58	3	A	Louisville	55 60				
				171	A	Clemson	58 62	63	H	Wake Forest	58 60				
				134	H	Notre Dame	50 47	34	A	FGCU	56 78				
				26	H	Virginia Tech	72 67	1	A	South Carolina	46 89				

Non-Div I Games:

Duke

Duquesne

Through Games Of Jan. 29, 2020

Average RPI Win: 218	WON-LOST	WINNING	LAST 10	STRENGTH OF	OPP. STRENGTH	TEAM	ADJ.	CONF.	ADJ CONF.
Average RPI Loss: 95	RECORD	PCT. RANK	GAMES	SCHEDULE	OF SCHEDULE	RPI	RPI	RPI	RPI
DIV. I ONLY	13- 7	88	5-5	230	113	109	109	12	12
DIV. I NON-CONF.	10- 3	58	2-1	254	117	89	89	12	12
TOTALS	RPI 1-25	RPI 26-50	W-L RECORDS	RPI 51-100	RPI 101-150	RPI 150+			
13- 7	0- 0	0- 1	OVERALL	0- 2	1- 4	12- 0			
6- 2	0- 0	0- 0	HOME	0- 0	0- 2	6- 0			
7- 5	0- 0	0- 1	AWAY	0- 2	1- 2	6- 0			
0- 0	0- 0	0- 0	NEUTRAL	0- 0	0- 0	0- 0			
10- 3	0- 0	0- 1	NON-CONFERENCE	0- 1	1- 1	9- 0			
4- 1	0- 0	0- 0	HOME	0- 0	0- 1	4- 0			
6- 2	0- 0	0- 1	AWAY	0- 1	1- 0	5- 0			
0- 0	0- 0	0- 0	NEUTRAL	0- 0	0- 0	0- 0			
3- 4	0- 0	0- 0	CONFERENCE	0- 1	0- 3	3- 0			
2- 1	0- 0	0- 0	HOME	0- 0	0- 1	2- 0			
1- 3	0- 0	0- 0	AWAY	0- 1	0- 2	1- 0			
0- 0	0- 0	0- 0	NEUTRAL	0- 0	0- 0	0- 0			

RPI S	Opponent	Score	RPI S	Opponent	Score	RPI S	Opponent	Score	RPI S	Opponent	Score	Team's RPI: 109
48	A Oklahoma St.	41 84	53	A Temple	72 85	101	A Saint Louis	50 53	102	H Kent St.	75 77	
			80	A Dayton	41 54	133	A Cornell	72 62	140	A George Washington	60 65	
						142	H Massachusetts	77 81	177	H Toledo	79 74	
						181	A Lafayette	73 65	194	A Akron	88 63	
						196	H La Salle	82 56	201	A Saint Joseph's	58 51	
						213	H Kennesaw St.	75 72	216	H George Mason	84 63	
						219	A Iona	76 74	222	A Manhattan	76 65	
						246	H Saint Francis (PA)	72 69	287	A Pittsburgh	81 62	
						344	H Central Conn. St.	72 33				
LAST 10 Division I												
101	A Saint Louis	50 53	140	A George Washington	60 65							
216	H George Mason	84 63	142	H Massachusetts	77 81							
201	A Saint Joseph's	58 51	48	A Oklahoma St.	41 84							
80	A Dayton	41 54	213	H Kennesaw St.	75 72							
196	H La Salle	82 56	246	H Saint Francis (PA)	72 69							

Non-Div I Games:

Duquesne

Loss, Non-Conf, S Site, H Home A Away N Neutral

Average RPI Win: 229	WON-LOST	WINNING	LAST 10	STRENGTH OF	OPP. STRENGTH	TEAM	ADJ.	CONF.	ADJ CONF.
Average RPI Loss: 154	RECORD	PCT. RANK	GAMES	SCHEDULE	OF SCHEDULE	RPI	RPI	RPI	RPI
DIV. I ONLY	6- 14	278	3-7	133	276	240	240	25	25
DIV. I NON-CONF.	4- 10	259	1-3	66	281	210	210	22	22
TOTALS	RPI 1-25	RPI 26-50	W-L RECORDS	RPI 51-100	RPI 101-150	RPI 150+			
6- 14	0- 0	0- 0	OVERALL	1- 4	1- 3	4- 7			
2- 7	0- 0	0- 0	HOME	1- 2	0- 0	1- 5			
4- 7	0- 0	0- 0	AWAY	0- 2	1- 3	3- 2			
0- 0	0- 0	0- 0	NEUTRAL	0- 0	0- 0	0- 0			
4- 10	0- 0	0- 0	NON-CONFERENCE	1- 4	1- 2	2- 4			
2- 5	0- 0	0- 0	HOME	1- 2	0- 0	1- 3			
2- 5	0- 0	0- 0	AWAY	0- 2	1- 2	1- 1			
0- 0	0- 0	0- 0	NEUTRAL	0- 0	0- 0	0- 0			
2- 4	0- 0	0- 0	CONFERENCE	0- 0	0- 1	2- 3			
0- 2	0- 0	0- 0	HOME	0- 0	0- 0	0- 2			
2- 2	0- 0	0- 0	AWAY	0- 0	0- 1	2- 1			
0- 0	0- 0	0- 0	NEUTRAL	0- 0	0- 0	0- 0			

RPI S	Opponent	Score	RPI S	Opponent	Score	RPI S	Opponent	Score	RPI S	Opponent	Score	Team's RPI: 240
						51	H Tennessee	68 72	112	A Liberty	63 62	
						56	A Georgia Tech	48 87	121	A UNC Greensboro	47 63	
						63	H Wake Forest	67 60	133	A Cornell	43 71	
						65	A Troy	61 79	135	A N.C. A&T	69 80	
						96	H Davidson	60 75	164	A Samford	34 68	
									173	H Furman	62 81	
									200	H Cleveland St.	54 62	
									212	A High Point	62 80	
									225	H UNC Asheville	54 72	
									236	H Radford	43 67	
									261	H South Alabama	65 60	
									279	A Appalachian St.	67 61	
									285	H Wofford	47 76	
									323	A Mercer	72 66	
									333	A Western Caro.	62 57	
LAST 10 Division I												
			164	A Samford	34 68	121	A UNC Greensboro	47 63				
			323	A Mercer	72 66	133	A Cornell	43 71				
			285	H Wofford	47 76	261	H South Alabama	65 60				
			173	H Furman	62 81	56	A Georgia Tech	48 87				
			333	A Western Caro.	62 57	65	A Troy	61 79				

Non-Div I Games: Converse 73 35

ETSU

■ Loss,
 ■ Non-Conf,
 ■ S Site,
 ■ H Home
 ■ A Away
 N Neutral

East Carolina

Through Games Of Jan. 29, 2020

Average RPI Win:	279	WON-LOST	WINNING	LAST 10	STRENGTH OF	OPP. STRENGTH	TEAM	ADJ.	CONF.	ADJ CONF.
Average RPI Loss:	112	RECORD	PCT. RANK	GAMES	SCHEDULE	OF SCHEDULE	RPI	RPI	RPI	RPI
DIV. I ONLY	4- 16	310	1-9	88	103	270	270	9	9	
DIV. I NON-CONF.	3- 10	282	0-3	93	151	248	248	9	9	
TOTALS	RPI 1-25	RPI 26-50	W-L RECORDS	RPI 51-100	RPI 101-150	RPI 150+				
4- 16	0- 2	0- 1	OVERALL	0- 5	0- 2	4- 6				
3- 7	0- 1	0- 1	HOME	0- 1	0- 0	3- 4				
1- 7	0- 0	0- 0	AWAY	0- 3	0- 2	1- 2				
0- 2	0- 1	0- 0	NEUTRAL	0- 1	0- 0	0- 0				
3- 10	0- 1	0- 1	NON-CONFERENCE	0- 4	0- 2	3- 2				
2- 4	0- 0	0- 1	HOME	0- 1	0- 0	2- 2				
1- 4	0- 0	0- 0	AWAY	0- 2	0- 2	1- 0				
0- 2	0- 1	0- 0	NEUTRAL	0- 1	0- 0	0- 0				
1- 6	0- 1	0- 0	CONFERENCE	0- 1	0- 0	1- 4				
1- 3	0- 1	0- 0	HOME	0- 0	0- 0	1- 2				
0- 3	0- 0	0- 0	AWAY	0- 1	0- 0	0- 2				
0- 0	0- 0	0- 0	NEUTRAL	0- 0	0- 0	0- 0				

RPI 1-25				RPI 26-50				RPI 51-100				RPI 101+ Team's RPI: 270			
RPI	S	Opponent	Score	RPI	S	Opponent	Score	RPI	S	Opponent	Score	RPI	S	Opponent	Score
8	H	UConn	42 98	50	H	Middle Tenn.	66 68	59	A	UCF	55 91	106	A	VCU	40 53
15	N	Northwestern	45 64					63	A	Wake Forest	53 76	112	A	Liberty	66 81
								69	A	Georgia	50 67	156	H	William & Mary	68 78
								72	H	Charlotte	47 59	160	A	Houston	63 72
								80	N	Dayton	68 94	170	H	Wichita St.	53 61
												178	H	Memphis	71 65
												205	H	SMU	47 55
												224	A	Tulsa	56 58
												239	H	Howard	51 67
												271	A	Longwood	64 61
												326	H	UMES	57 42
												340	H	USC Upstate	69 48
LAST 10 Division I															
178	H	Memphis	71 65	205	H	SMU	47 55								
8	H	UConn	42 98	59	A	UCF	55 91								
224	A	Tulsa	56 58	69	A	Georgia	50 67								
160	A	Houston	63 72	80	N	Dayton	68 94								
170	H	Wichita St.	53 61	15	N	Northwestern	45 64								

Non-Div I Games:

East Carolina

Loss, Non-Conf, S Site, H Home A Away N Neutral

Average RPI Win:	268	WON-LOST	WINNING	LAST 10	STRENGTH OF	OPP. STRENGTH	TEAM	ADJ.	CONF.	ADJ CONF.
Average RPI Loss:	153	RECORD	PCT. RANK	GAMES	SCHEDULE	OF SCHEDULE	RPI	RPI	RPI	RPI
DIV. I ONLY	10- 8	145	6-4	336	205	244	244	19	19	
DIV. I NON-CONF.	5- 5	164	1-1	347	127	299	299	24	24	
TOTALS	RPI 1-25	RPI 26-50	W-L RECORDS	RPI 51-100	RPI 101-150	RPI 150+				
10- 8	0- 0	0- 0	OVERALL	1- 1	0- 3	9- 4				
3- 5	0- 0	0- 0	HOME	1- 0	0- 2	2- 3				
6- 3	0- 0	0- 0	AWAY	0- 1	0- 1	6- 1				
1- 0	0- 0	0- 0	NEUTRAL	0- 0	0- 0	1- 0				
5- 5	0- 0	0- 0	NON-CONFERENCE	0- 0	0- 2	5- 3				
1- 3	0- 0	0- 0	HOME	0- 0	0- 1	1- 2				
3- 2	0- 0	0- 0	AWAY	0- 0	0- 1	3- 1				
1- 0	0- 0	0- 0	NEUTRAL	0- 0	0- 0	1- 0				
5- 3	0- 0	0- 0	CONFERENCE	1- 1	0- 1	4- 1				
2- 2	0- 0	0- 0	HOME	1- 0	0- 1	1- 1				
3- 1	0- 0	0- 0	AWAY	0- 1	0- 0	3- 0				
0- 0	0- 0	0- 0	NEUTRAL	0- 0	0- 0	0- 0				

RPI 1-25				RPI 26-50				RPI 51-100				RPI 101+ Team's RPI: 244			
RPI	S	Opponent	Score	RPI	S	Opponent	Score	RPI	S	Opponent	Score	RPI	S	Opponent	Score
								66	A	Belmont	45 69	104	H	Loyola Chicago	51 67
								87	H	UT Martin	74 70	120	A	Wisconsin	55 63
												141	H	Tennessee Tech	62 75
												152	H	Southeast Mo. St.	65 77
												165	H	Valparaiso	66 78
												202	A	Northern Ill.	48 61
												207	N	Western Ill.	60 52
												243	A	Morehead St.	57 51
												265	A	Lipscomb	66 56
												272	H	Indiana St.	57 59
												277	A	Eastern Ky.	83 63
												298	H	Omaha	65 52
												310	H	Jacksonville St.	55 52
												315	A	Evansville	90 44
												337	A	UIC	80 45
												338	A	Tennessee St.	73 52
LAST 10 Division I															
				152	H	Southeast Mo. St.	65 77					277	A	Eastern Ky.	83 63
				87	H	UT Martin	74 70					66	A	Belmont	45 69
				141	H	Tennessee Tech	62 75					338	A	Tennessee St.	73 52
				310	H	Jacksonville St.	55 52					165	H	Valparaiso	66 78
				243	A	Morehead St.	57 51					207	N	Western Ill.	60 52

Non-Div I Games: Lindenwood (MO) 88 66

Eastern Ill.

Average RPI Win:	265	WON-LOST	WINNING	LAST 10	STRENGTH OF	OPP. STRENGTH	TEAM	ADJ.	CONF.	ADJ CONF.
Average RPI Loss:	168	RECORD	PCT. RANK	GAMES	SCHEDULE	OF SCHEDULE	RPI	RPI	RPI	RPI
DIV. I ONLY	7- 11	239	2-8	296	265	277	277	19	19	
DIV. I NON-CONF.	5- 5	164	0-2	280	136	207	207	24	24	
TOTALS	RPI 1-25	RPI 26-50	W-L RECORDS	RPI 51-100	RPI 101-150	RPI 150+				
7- 11	0- 0	0- 0	OVERALL	0- 4	0- 2	7- 5				
3- 5	0- 0	0- 0	HOME	0- 0	0- 1	3- 4				
4- 6	0- 0	0- 0	AWAY	0- 4	0- 1	4- 1				
0- 0	0- 0	0- 0	NEUTRAL	0- 0	0- 0	0- 0				
5- 5	0- 0	0- 0	NON-CONFERENCE	0- 3	0- 0	5- 2				
2- 2	0- 0	0- 0	HOME	0- 0	0- 0	2- 2				
3- 3	0- 0	0- 0	AWAY	0- 3	0- 0	3- 0				
0- 0	0- 0	0- 0	NEUTRAL	0- 0	0- 0	0- 0				
2- 6	0- 0	0- 0	CONFERENCE	0- 1	0- 2	2- 3				
1- 3	0- 0	0- 0	HOME	0- 0	0- 1	1- 2				
1- 3	0- 0	0- 0	AWAY	0- 1	0- 1	1- 1				
0- 0	0- 0	0- 0	NEUTRAL	0- 0	0- 0	0- 0				

RPI	S	Opponent	Score	RPI	S	Opponent	Score	RPI	S	Opponent	Score	RPI	S	Opponent	Score	Team's RPI: 277
61	A	IUPUI	42	72	141	A	Tennessee Tech	82	87	141	H	Tennessee Tech	42	60		
66	A	Belmont	48	68	178	A	Memphis	63	60	192	H	Miami (OH)	57	75		
85	A	Vanderbilt	69	75	208	H	Youngstown St.	63	72	226	A	Xavier	56	55		
92	A	Butler	41	73	232	H	Northern Ky.	69	62	234	H	Chattanooga	71	65		
					244	H	Eastern Ill.	63	83	310	A	Jacksonville St.	54	68		
					310	H	Jacksonville St.	33	43	321	H	SIUE	49	46		
					323	A	Mercer	61	60	338	A	Tennessee St.	61	55		
LAST 10 Division I																
141	A	Tennessee Tech	82	87	244	H	Eastern Ill.	63	83							
310	A	Jacksonville St.	54	68	310	H	Jacksonville St.	33	43							
338	A	Tennessee St.	61	55	141	H	Tennessee Tech	42	60							
66	A	Belmont	48	68	61	A	IUPUI	42	72							
321	H	SIUE	49	46	85	A	Vanderbilt	69	75							

Non-Div I Games: Alice Lloyd 102 65

Eastern Ky.

Average RPI Win:	220	WON-LOST	WINNING	LAST 10	STRENGTH OF	OPP. STRENGTH	TEAM	ADJ.	CONF.	ADJ CONF.
Average RPI Loss:	107	RECORD	PCT. RANK	GAMES	SCHEDULE	OF SCHEDULE	RPI	RPI	RPI	RPI
DIV. I ONLY	9- 9	175	7-3	174	141	159	159	10	10	
DIV. I NON-CONF.	4- 6	212	2-0	246	267	236	236	10	10	
TOTALS	RPI 1-25	RPI 26-50	W-L RECORDS	RPI 51-100	RPI 101-150	RPI 150+				
9- 9	0- 1	0- 1	OVERALL	0- 4	1- 0	8- 3				
5- 3	0- 1	0- 1	HOME	0- 1	0- 0	5- 0				
4- 6	0- 0	0- 0	AWAY	0- 3	1- 0	3- 3				
0- 0	0- 0	0- 0	NEUTRAL	0- 0	0- 0	0- 0				
4- 6	0- 0	0- 1	NON-CONFERENCE	0- 2	0- 0	4- 3				
2- 2	0- 0	0- 1	HOME	0- 1	0- 0	2- 0				
2- 4	0- 0	0- 0	AWAY	0- 1	0- 0	2- 3				
0- 0	0- 0	0- 0	NEUTRAL	0- 0	0- 0	0- 0				
5- 3	0- 1	0- 0	CONFERENCE	0- 2	1- 0	4- 0				
3- 1	0- 1	0- 0	HOME	0- 0	0- 0	3- 0				
2- 2	0- 0	0- 0	AWAY	0- 2	1- 0	1- 0				
0- 0	0- 0	0- 0	NEUTRAL	0- 0	0- 0	0- 0				

RPI 1-25				RPI 26-50				RPI 51-100				RPI 101+ Team's RPI: 159			
RPI	S	Opponent	Score	RPI	S	Opponent	Score	RPI	S	Opponent	Score	RPI	S	Opponent	Score
20	H	Central Mich.	82 89	45	H	Michigan	38 57	73	A	Ball St.	54 59	102	A	Kent St.	74 69
								77	A	Buffalo	63 66	152	H	Southeast Mo. St.	69 64
								91	H	Southern Ill.	54 85	170	A	Wichita St.	52 63
								93	A	Michigan St.	50 85	177	A	Toledo	77 62
												186	A	Binghamton	67 78
												192	H	Miami (OH)	80 53
												199	H	Bowling Green	78 61
												202	H	Northern Ill.	62 55
												208	A	Youngstown St.	77 79
												307	H	Purdue Fort Wayne	64 40
												314	A	Detroit Mercy	84 70
												337	A	UIC	68 59
LAST 10 Division I															
177	A	Toledo	77 62	73	A	Ball St.	54 59								
202	H	Northern Ill.	62 55	102	A	Kent St.	74 69								
20	H	Central Mich.	82 89	199	H	Bowling Green	78 61								
77	A	Buffalo	63 66	314	A	Detroit Mercy	84 70								
192	H	Miami (OH)	80 53	337	A	UIC	68 59								

Non-Div I Games: Olivet 95 38

Eastern Mich.

■ Loss,
 ■ Non-Conf,
 ■ S Site,
 ■ Home
 ■ A Away
 N Neutral

Average RPI Win:	301	WON-LOST	WINNING	LAST 10	STRENGTH OF	OPP. STRENGTH	TEAM	ADJ.	CONF.	ADJ CONF.
Average RPI Loss:	144	RECORD	PCT. RANK	GAMES	SCHEDULE	OF SCHEDULE	RPI	RPI	RPI	RPI
DIV. I ONLY	1- 15	343	1-9	57	217	296	296	20	20	
DIV. I NON-CONF.	0- 8	338	0-2	6	150	234	234	17	17	
TOTALS	RPI 1-25	RPI 26-50	W-L RECORDS	RPI 51-100	RPI 101-150	RPI 150+				
1- 15	0- 2	0- 0	OVERALL	0- 3	0- 3	1- 7				
1- 4	0- 0	0- 0	HOME	0- 0	0- 2	1- 2				
0- 10	0- 2	0- 0	AWAY	0- 2	0- 1	0- 5				
0- 1	0- 0	0- 0	NEUTRAL	0- 1	0- 0	0- 0				
0- 8	0- 2	0- 0	NON-CONFERENCE	0- 2	0- 2	0- 2				
0- 2	0- 0	0- 0	HOME	0- 0	0- 1	0- 1				
0- 5	0- 2	0- 0	AWAY	0- 1	0- 1	0- 1				
0- 1	0- 0	0- 0	NEUTRAL	0- 1	0- 0	0- 0				
1- 7	0- 0	0- 0	CONFERENCE	0- 1	0- 1	1- 5				
1- 2	0- 0	0- 0	HOME	0- 0	0- 1	1- 1				
0- 5	0- 0	0- 0	AWAY	0- 1	0- 0	0- 4				
0- 0	0- 0	0- 0	NEUTRAL	0- 0	0- 0	0- 0				

RPI 1-25				RPI 26-50				RPI 51-100				RPI 101+ Team's RPI: 296			
RPI	S	Opponent	Score	RPI	S	Opponent	Score	RPI	S	Opponent	Score	RPI	S	Opponent	Score
4	A	Stanford	27 92					55	N	Bradley	46 66	113	H	Boise St.	61 63
10	A	Gonzaga	44 84					97	A	Idaho	60 69	118	H	Montana St.	85 89
								98	A	Utah	49 87	128	A	San Jose St.	66 84
												187	A	Portland St.	58 75
												197	A	Montana	54 92
												210	A	Northern Colo.	42 63
												218	A	Southern Utah	50 71
												227	A	UMKC	55 66
												248	H	Pepperdine	52 53
												257	H	Idaho St.	47 67
												301	H	Weber St.	63 53
LAST 10 Division I															
210	A	Northern Colo.	42 63	187	A	Portland St.	58 75								
218	A	Southern Utah	50 71	257	H	Idaho St.	47 67								
118	H	Montana St.	85 89	301	H	Weber St.	63 53								
97	A	Idaho	60 69	55	N	Bradley	46 66								
197	A	Montana	54 92	227	A	UMKC	55 66								

Non-Div I Games: Northwest Chrst. 81 62

Eastern Wash.

Average RPI Win:	243	WON-LOST	WINNING	LAST 10	STRENGTH OF	OPP. STRENGTH	TEAM	ADJ.	CONF.	ADJ CONF.
Average RPI Loss:	87	RECORD	PCT. RANK	GAMES	SCHEDULE	OF SCHEDULE	RPI	RPI	RPI	RPI
DIV. I ONLY	8- 10	208	5-5	91	150	153	153	14	14	
DIV. I NON-CONF.	4- 6	212	1-1	43	200	119	119	14	14	
TOTALS	RPI 1-25	RPI 26-50	W-L RECORDS	RPI 51-100	RPI 101-150	RPI 150+				
8- 10	0- 1	0- 1	OVERALL	0- 5	0- 2	8- 1				
4- 3	0- 0	0- 0	HOME	0- 2	0- 0	4- 1				
4- 5	0- 1	0- 1	AWAY	0- 2	0- 1	4- 0				
0- 2	0- 0	0- 0	NEUTRAL	0- 1	0- 1	0- 0				
4- 6	0- 1	0- 0	NON-CONFERENCE	0- 4	0- 1	4- 0				
2- 1	0- 0	0- 0	HOME	0- 1	0- 0	2- 0				
2- 3	0- 1	0- 0	AWAY	0- 2	0- 0	2- 0				
0- 2	0- 0	0- 0	NEUTRAL	0- 1	0- 1	0- 0				
4- 4	0- 0	0- 1	CONFERENCE	0- 1	0- 1	4- 1				
2- 2	0- 0	0- 0	HOME	0- 1	0- 0	2- 1				
2- 2	0- 0	0- 1	AWAY	0- 0	0- 1	2- 0				
0- 0	0- 0	0- 0	NEUTRAL	0- 0	0- 0	0- 0				

RPI 1-25				RPI 26-50				RPI 51-100				RPI 101+ Team's RPI: 153			
RPI	S	Opponent	Score	RPI	S	Opponent	Score	RPI	S	Opponent	Score	RPI	S	Opponent	Score
17	A	NC State	49 62	44	A	James Madison	48 61	57	A	North Carolina	46 76	123	N	Coastal Caro.	65 76
								61	N	IUPUI	53 59	137	A	Northeastern	65 68
								63	H	Wake Forest	57 69	173	A	Furman	87 76
								67	A	Marist	55 63	174	A	Towson	74 61
								70	H	Drexel	53 55	188	A	UNLV	50 44
												230	H	Delaware	56 65
												245	H	Col. of Charleston	90 48
												250	H	UNCW	77 53
												279	H	Appalachian St.	67 66
												302	A	Hofstra	69 56
												333	H	Western Caro.	68 24
LAST 10 Division I															
230	H	Delaware	56 65	245	H	Col. of Charleston	90 48								
70	H	Drexel	53 55	44	A	James Madison	48 61								
302	A	Hofstra	69 56	174	A	Towson	74 61								
137	A	Northeastern	65 68	173	A	Furman	87 76								
250	H	UNCW	77 53	123	N	Coastal Caro.	65 76								

Non-Div I Games: Newberry 73 53

Elon

Evansville

Through Games Of Jan. 29, 2020

Average RPI Win:	295	WON-LOST	WINNING	LAST 10	STRENGTH OF	OPP. STRENGTH	TEAM	ADJ.	CONF.	ADJ CONF.
Average RPI Loss:	148	RECORD	PCT. RANK	GAMES	SCHEDULE	OF SCHEDULE	RPI	RPI	RPI	RPI
DIV. I ONLY	2- 16	336	1-9	158	216	315	315	7	7	
DIV. I NON-CONF.	2- 8	295	1-1	342	332	344	344	7	7	
TOTALS	RPI 1-25	RPI 26-50	W-L RECORDS	RPI 51-100	RPI 101-150	RPI 150+				
2- 16	0- 1	0- 1	OVERALL	0- 4	0- 2	2- 8				
2- 6	0- 1	0- 0	HOME	0- 1	0- 1	2- 3				
0- 10	0- 0	0- 1	AWAY	0- 3	0- 1	0- 5				
0- 0	0- 0	0- 0	NEUTRAL	0- 0	0- 0	0- 0				
2- 8	0- 0	0- 0	NON-CONFERENCE	0- 0	0- 1	2- 7				
2- 2	0- 0	0- 0	HOME	0- 0	0- 0	2- 2				
0- 6	0- 0	0- 0	AWAY	0- 0	0- 1	0- 5				
0- 0	0- 0	0- 0	NEUTRAL	0- 0	0- 0	0- 0				
0- 8	0- 1	0- 1	CONFERENCE	0- 4	0- 1	0- 1				
0- 4	0- 1	0- 0	HOME	0- 1	0- 1	0- 1				
0- 4	0- 0	0- 1	AWAY	0- 3	0- 0	0- 0				
0- 0	0- 0	0- 0	NEUTRAL	0- 0	0- 0	0- 0				

RPI 1-25				RPI 26-50				RPI 51-100				RPI 101+				Team's RPI: 315	
RPI	S	Opponent	Score	RPI	S	Opponent	Score	RPI	S	Opponent	Score	RPI	S	Opponent	Score		
14	H	Missouri St.	55 81	32	A	Drake	44 108	55	A	Bradley	51 82	104	H	Loyola Chicago	61 71		
								58	A	UNI	60 76	148	A	Illinois	44 59		
								91	H	Southern Ill.	57 70	152	A	Southeast Mo. St.	60 83		
								94	A	Illinois St.	58 81	165	H	Valparaiso	66 88		
												175	A	Austin Peay	64 80		
												192	A	Miami (OH)	64 72		
												223	H	Murray St.	59 61		
												242	H	Marshall	66 62		
												244	H	Eastern Ill.	44 90		
												307	A	Purdue Fort Wayne	64 67		
												321	A	SIUE	74 85		
												348	H	Chicago St.	76 42		
LAST 10 Division I																	
14	H	Missouri St.	55 81	104	H	Loyola Chicago	61 71										
91	H	Southern Ill.	57 70	94	A	Illinois St.	58 81										
32	A	Drake	44 108	55	A	Bradley	51 82										
58	A	UNI	60 76	192	A	Miami (OH)	64 72										
165	H	Valparaiso	66 88	348	H	Chicago St.	76 42										

Non-Div I Games: Brescia 77 61

Evansville

Loss, Non-Conf, S Site, H Home A Away N Neutral

FGCU				STRENGTH OF SCHEDULE	OPP. STRENGTH OF SCHEDULE	TEAM RPI	ADJ. RPI	CONF. RPI	ADJ CONF. RPI
Average RPI Win:	172	WON-LOST RECORD	WINNING PCT. RANK						
Average RPI Loss:	23		LAST 10 GAMES						
DIV. I ONLY	17- 2	13	9-1	157	82	34	34	16	16
DIV. I NON-CONF.	10- 2	30	2-1	106	15	28	28	15	15
TOTALS	RPI 1-25	RPI 26-50	W-L RECORDS	RPI 51-100	RPI 101-150	RPI 150+			
17- 2	0- 2	1- 0	OVERALL	5- 0	2- 0	9- 0			
7- 1	0- 1	1- 0	HOME	1- 0	1- 0	4- 0			
6- 1	0- 1	0- 0	AWAY	2- 0	0- 0	4- 0			
4- 0	0- 0	0- 0	NEUTRAL	2- 0	1- 0	1- 0			
10- 2	0- 2	1- 0	NON-CONFERENCE	4- 0	1- 0	4- 0			
3- 1	0- 1	1- 0	HOME	1- 0	0- 0	1- 0			
3- 1	0- 1	0- 0	AWAY	1- 0	0- 0	2- 0			
4- 0	0- 0	0- 0	NEUTRAL	2- 0	1- 0	1- 0			
7- 0	0- 0	0- 0	CONFERENCE	1- 0	1- 0	5- 0			
4- 0	0- 0	0- 0	HOME	0- 0	1- 0	3- 0			
3- 0	0- 0	0- 0	AWAY	1- 0	0- 0	2- 0			
0- 0	0- 0	0- 0	NEUTRAL	0- 0	0- 0	0- 0			

RPI 1-25				RPI 26-50				Team's RPI: 34				RPI 51-100				RPI 101+			
RPI	S	Opponent	Score	RPI	S	Opponent	Score	RPI	S	Opponent	Score	RPI	S	Opponent	Score	RPI	S	Opponent	Score
22	A	Princeton	53 67	37	H	Duke	78 56	53	A	Temple	93 67	112	H	Liberty	64 57				
24	H	LSU	63 74					59	H	UCF	72 50	134	N	Notre Dame	69 60				
								74	N	South Fla.	81 77	160	A	Houston	57 45				
								78	A	North Florida	72 50	169	A	North Ala.	74 63				
								89	N	South Dakota St.	71 70	213	H	Kennesaw St.	80 63				
												246	N	Saint Francis (PA)	97 64				
												258	A	Stetson	89 47				
												265	H	Lipscomb	82 56				
												299	A	FIU	100 54				
												330	H	NJIT	82 39				
												344	H	Central Conn. St.	94 60				
LAST 10 Division I																			
330	H	NJIT	82 39	112	H	Liberty	64 57												
213	H	Kennesaw St.	80 63	265	H	Lipscomb	82 56												
169	A	North Ala.	74 63	37	H	Duke	78 56												
78	A	North Florida	72 50	53	A	Temple	93 67												
258	A	Stetson	89 47	24	H	LSU	63 74												

Non-Div I Games: Webber Int'l 99 48 Fla. Memorial 91 47 Johnson & Wales (FL89 56

FGCU

Loss, Non-Conf, S Site, H Home A Away N Neutral

Average RPI Win:	305	WON-LOST	WINNING	LAST 10	STRENGTH OF	OPP. STRENGTH	TEAM	ADJ.	CONF.	ADJ CONF.
Average RPI Loss:	150	RECORD	PCT. RANK	GAMES	SCHEDULE	OF SCHEDULE	RPI	RPI	RPI	RPI
DIV. I ONLY	4- 15	307	1-9	169	255	299	299	13	13	
DIV. I NON-CONF.	3- 8	268	0-2	269	335	316	316	13	13	
TOTALS	RPI 1-25	RPI 26-50	W-L RECORDS	RPI 51-100	RPI 101-150	RPI 150+				
4- 15	0- 0	0- 3	OVERALL	0- 3	0- 1	4- 8				
2- 10	0- 0	0- 2	HOME	0- 3	0- 0	2- 5				
2- 5	0- 0	0- 1	AWAY	0- 0	0- 1	2- 3				
0- 0	0- 0	0- 0	NEUTRAL	0- 0	0- 0	0- 0				
3- 8	0- 0	0- 1	NON-CONFERENCE	0- 1	0- 0	3- 6				
1- 7	0- 0	0- 1	HOME	0- 1	0- 0	1- 5				
2- 1	0- 0	0- 0	AWAY	0- 0	0- 0	2- 1				
0- 0	0- 0	0- 0	NEUTRAL	0- 0	0- 0	0- 0				
1- 7	0- 0	0- 2	CONFERENCE	0- 2	0- 1	1- 2				
1- 3	0- 0	0- 1	HOME	0- 2	0- 0	1- 0				
0- 4	0- 0	0- 1	AWAY	0- 0	0- 1	0- 2				
0- 0	0- 0	0- 0	NEUTRAL	0- 0	0- 0	0- 0				

RPI S	Opponent	Score	RPI S	Opponent	Score	RPI S	Opponent	Score	RPI S	Opponent	Score	Team's RPI: 299
31	H Old Dominion	39 66	72	H Charlotte	50 64	117	A UAB	58 71				
34	H FGCU	54 100	78	H North Florida	49 64	151	H Bethune-Cookman	60 65				
50	A Middle Tenn.	56 72	100	H Rice	47 68	175	H Austin Peay	56 58				
						203	A Jacksonville	52 77				
						214	A UTEP	34 64				
						221	H Brown	57 72				
						232	H Northern Ky.	45 67				
						237	H North Texas	58 56				
						273	H Oakland	49 58				
						303	A UTSA	45 60				
						322	A Georgia St.	70 63				
						325	A N.C. Central	59 58				
						336	H Grambling	56 55				
LAST 10 Division I												
72	H Charlotte	50 64	237	H North Texas	58 56							
31	H Old Dominion	39 66	303	A UTSA	45 60							
50	A Middle Tenn.	56 72	214	A UTEP	34 64							
117	A UAB	58 71	221	H Brown	57 72							
100	H Rice	47 68	175	H Austin Peay	56 58							

Non-Div I Games:

FIU

Fairfield

Through Games Of Jan. 29, 2020

Average RPI Win:	292	WON-LOST	WINNING	LAST 10	STRENGTH OF	OPP. STRENGTH	TEAM	ADJ.	CONF.	ADJ CONF.
Average RPI Loss:	125	RECORD	PCT. RANK	GAMES	SCHEDULE	OF SCHEDULE	RPI	RPI	RPI	RPI
DIV. I ONLY	9- 8	157	6-4	324	207	235	235	24	24	
DIV. I NON-CONF.	3- 6	235	0-2	292	107	292	292	25	25	
TOTALS	RPI 1-25	RPI 26-50	W-L RECORDS	RPI 51-100	RPI 101-150	RPI 150+				
9- 8	0- 0	0- 1	OVERALL	0- 3	0- 0	9- 4				
6- 2	0- 0	0- 0	HOME	0- 0	0- 0	6- 2				
3- 6	0- 0	0- 1	AWAY	0- 3	0- 0	3- 2				
0- 0	0- 0	0- 0	NEUTRAL	0- 0	0- 0	0- 0				
3- 6	0- 0	0- 1	NON-CONFERENCE	0- 2	0- 0	3- 3				
2- 2	0- 0	0- 0	HOME	0- 0	0- 0	2- 2				
1- 4	0- 0	0- 1	AWAY	0- 2	0- 0	1- 1				
0- 0	0- 0	0- 0	NEUTRAL	0- 0	0- 0	0- 0				
6- 2	0- 0	0- 0	CONFERENCE	0- 1	0- 0	6- 1				
4- 0	0- 0	0- 0	HOME	0- 0	0- 0	4- 0				
2- 2	0- 0	0- 0	AWAY	0- 1	0- 0	2- 1				
0- 0	0- 0	0- 0	NEUTRAL	0- 0	0- 0	0- 0				

RPI 1-25				RPI 26-50				RPI 51-100				RPI 101+				Team's RPI: 235	
RPI	S	Opponent	Score	RPI	S	Opponent	Score	RPI	S	Opponent	Score	RPI	S	Opponent	Score		
				42	A	St. John's (NY)	69 71	53	A	Temple	59 77	158	H	Dartmouth	51 52		
								76	A	Seton Hall	44 74	182	A	Rhode Island	41 74		
								84	A	Rider	52 60	183	A	Quinnipiac	62 76		
												219	A	Iona	52 40		
												221	H	Brown	44 58		
												222	H	Manhattan	87 47		
												280	H	Navy	66 52		
												283	H	Monmouth	49 38		
												302	H	Hofstra	73 64		
												304	A	Siena	65 35		
												335	H	Saint Peter's	67 48		
												339	H	Canisius	72 70		
												347	A	LIU Brooklyn	53 51		
LAST 10 Division I																	
				84	A	Rider	52 60	335	H	Saint Peter's	67 48						
				183	A	Quinnipiac	62 76	283	H	Monmouth	49 38						
				222	H	Manhattan	87 47	304	A	Siena	65 35						
				219	A	Iona	52 40	221	H	Brown	44 58						
				339	H	Canisius	72 70	42	A	St. John's (NY)	69 71						

Non-Div I Games:

Fairfield

■ Loss,
 ■ Non-Conf,
 ■ S Site,
 ■ Home
 ■ A Away
 N Neutral

Average RPI Win: 305		WON-LOST	WINNING	LAST 10	STRENGTH OF	OPP. STRENGTH	TEAM	ADJ.	CONF.	ADJ CONF.
Average RPI Loss: 249		RECORD	PCT. RANK	GAMES	SCHEDULE	OF SCHEDULE	RPI	RPI	RPI	RPI
DIV. I ONLY		7- 12	249	5-5	349	344	332	332	29	29
DIV. I NON-CONF.		3- 8	268	1-1	341	339	336	336	29	29
TOTALS		RPI 1-25	RPI 26-50	W-L RECORDS	RPI 51-100	RPI 101-150	RPI 150+			
7- 12	0- 0		0- 0	OVERALL	0- 0	0- 0	7- 12			
4- 5	0- 0		0- 0	HOME	0- 0	0- 0	4- 5			
3- 7	0- 0		0- 0	AWAY	0- 0	0- 0	3- 7			
0- 0	0- 0		0- 0	NEUTRAL	0- 0	0- 0	0- 0			
3- 8	0- 0		0- 0	NON-CONFERENCE	0- 0	0- 0	3- 8			
1- 4	0- 0		0- 0	HOME	0- 0	0- 0	1- 4			
2- 4	0- 0		0- 0	AWAY	0- 0	0- 0	2- 4			
0- 0	0- 0		0- 0	NEUTRAL	0- 0	0- 0	0- 0			
4- 4	0- 0		0- 0	CONFERENCE	0- 0	0- 0	4- 4			
3- 1	0- 0		0- 0	HOME	0- 0	0- 0	3- 1			
1- 3	0- 0		0- 0	AWAY	0- 0	0- 0	1- 3			
0- 0	0- 0		0- 0	NEUTRAL	0- 0	0- 0	0- 0			

RPI 1-25				RPI 26-50				RPI 51-100				RPI 101+ Team's RPI: 332			
RPI	S	Opponent	Score	RPI	S	Opponent	Score	RPI	S	Opponent	Score	RPI	S	Opponent	Score
												167	A	Merrimack	51 62
												181	A	Lafayette	29 61
												186	H	Binghamton	48 60
												209	A	UMass Lowell	56 61
												222	H	Manhattan	61 62
												239	A	Howard	56 64
												246	H	Saint Francis (PA)	56 47
												268	A	Sacred Heart	53 68
												268	H	Sacred Heart	65 60
												282	H	Loyola Maryland	46 75
												284	H	Army West Point	68 70
												287	A	Pittsburgh	60 69
												304	H	Siena	67 58
												311	A	St. Francis Brooklyn	62 57
												313	H	Bryant	45 57
												330	A	NJIT	68 59
												335	A	Saint Peter's	77 71
												344	H	Central Conn. St.	66 47
												347	A	LIU Brooklyn	63 68
LAST 10 Division I															
				167	A	Merrimack	51 62	246	H	Saint Francis (PA)	56 47				
				268	A	Sacred Heart	53 68	313	H	Bryant	45 57				
				344	H	Central Conn. St.	66 47	311	A	St. Francis Brooklyn	62 57				
				268	H	Sacred Heart	65 60	209	A	UMass Lowell	56 61				
				347	A	LIU Brooklyn	63 68	335	A	Saint Peter's	77 71				

Non-Div I Games:

Fairleigh Dickinson

■ Loss, ■ Non-Conf, S Site, H Home A Away N Neutral

Fla. Atlantic

Through Games Of Jan. 29, 2020

Average RPI Win:	229	WON-LOST	WINNING	LAST 10	STRENGTH OF	OPP. STRENGTH	TEAM	ADJ.	CONF.	ADJ CONF.
Average RPI Loss:	106	RECORD	PCT. RANK	GAMES	SCHEDULE	OF SCHEDULE	RPI	RPI	RPI	RPI
DIV. I ONLY	9- 10	193	3-7	107	157	168	168	13	13	
DIV. I NON-CONF.	6- 5	151	0-2	197	194	184	184	13	13	
TOTALS	RPI 1-25	RPI 26-50	W-L RECORDS	RPI 51-100	RPI 101-150	RPI 150+				
9- 10	0- 1	0- 2	OVERALL	1- 1	1- 4	7- 2				
6- 5	0- 0	0- 1	HOME	1- 1	0- 2	5- 1				
3- 5	0- 1	0- 1	AWAY	0- 0	1- 2	2- 1				
0- 0	0- 0	0- 0	NEUTRAL	0- 0	0- 0	0- 0				
6- 5	0- 1	0- 0	NON-CONFERENCE	0- 0	1- 3	5- 1				
4- 3	0- 0	0- 0	HOME	0- 0	0- 2	4- 1				
2- 2	0- 1	0- 0	AWAY	0- 0	1- 1	1- 0				
0- 0	0- 0	0- 0	NEUTRAL	0- 0	0- 0	0- 0				
3- 5	0- 0	0- 2	CONFERENCE	1- 1	0- 1	2- 1				
2- 2	0- 0	0- 1	HOME	1- 1	0- 0	1- 0				
1- 3	0- 0	0- 1	AWAY	0- 0	0- 1	1- 1				
0- 0	0- 0	0- 0	NEUTRAL	0- 0	0- 0	0- 0				

RPI 1-25				RPI 26-50				RPI 51-100				RPI 101+ Team's RPI: 168			
RPI	S	Opponent	Score	RPI	S	Opponent	Score	RPI	S	Opponent	Score	RPI	S	Opponent	Score
5	A	Iowa	53 85	31	H	Old Dominion	63 75	72	H	Charlotte	65 44	103	H	Kansas	60 90
				50	A	Middle Tenn.	66 81	100	H	Rice	69 78	117	A	UAB	73 92
												119	A	Richmond	55 57
												136	A	Western Mich.	80 79
												144	H	Harvard	51 65
												173	H	Furman	63 69
												179	A	Hampton	64 63
												204	H	Little Rock	79 72
												214	A	UTEP	65 96
												237	H	North Texas	84 78
												282	H	Loyola Maryland	72 61
												303	A	UTSA	80 53
												304	H	Siena	83 39
												344	H	Central Conn. St.	72 54
LAST 10 Division I															
				31	H	Old Dominion	63 75	100	H	Rice	69 78				
				72	H	Charlotte	65 44	214	A	UTEP	65 96				
				117	A	UAB	73 92	303	A	UTSA	80 53				
				50	A	Middle Tenn.	66 81	144	H	Harvard	51 65				
				237	H	North Texas	84 78	173	H	Furman	63 69				

Non-Div I Games:

Fla. Atlantic

Loss, Non-Conf, S Site, H Home A Away N Neutral

Average RPI Win:	236	WON-LOST	WINNING	LAST 10	STRENGTH OF	OPP. STRENGTH	TEAM	ADJ.	CONF.	ADJ CONF.
Average RPI Loss:	38	RECORD	PCT. RANK	GAMES	SCHEDULE	OF SCHEDULE	RPI	RPI	RPI	RPI
DIV. I ONLY	11- 9	149	4-6	116	74	131	131	4	4	
DIV. I NON-CONF.	9- 4	84	2-1	305	149	187	187	5	5	
TOTALS	RPI 1-25	RPI 26-50	W-L RECORDS	RPI 51-100	RPI 101-150	RPI 150+				
11- 9	0- 5	0- 1	OVERALL	2- 2	1- 1	8- 0				
7- 4	0- 3	0- 0	HOME	2- 1	0- 0	5- 0				
3- 4	0- 2	0- 1	AWAY	0- 0	1- 1	2- 0				
1- 1	0- 0	0- 0	NEUTRAL	0- 1	0- 0	1- 0				
9- 4	0- 2	0- 0	NON-CONFERENCE	1- 1	0- 1	8- 0				
6- 2	0- 2	0- 0	HOME	1- 0	0- 0	5- 0				
2- 1	0- 0	0- 0	AWAY	0- 0	0- 1	2- 0				
1- 1	0- 0	0- 0	NEUTRAL	0- 1	0- 0	1- 0				
2- 5	0- 3	0- 1	CONFERENCE	1- 1	1- 0	0- 0				
1- 2	0- 1	0- 0	HOME	1- 1	0- 0	0- 0				
1- 3	0- 2	0- 1	AWAY	0- 0	1- 0	0- 0				
0- 0	0- 0	0- 0	NEUTRAL	0- 0	0- 0	0- 0				

RPI 1-25				RPI 26-50				RPI 51-100				RPI 101+ Team's RPI: 131			
RPI	S	Opponent	Score	RPI	S	Opponent	Score	RPI	S	Opponent	Score	RPI	S	Opponent	Score
11	A	Mississippi St.	47 93	46	A	Arkansas	57 79	51	H	Tennessee	50 78	103	A	Kansas	66 76
12	H	Indiana	49 73					63	N	Wake Forest	68 73	138	A	Auburn	83 63
16	H	Florida St.	55 66					85	H	Vanderbilt	68 60	164	H	Samford	84 48
18	A	Texas A&M	42 69					96	H	Davidson	55 50	226	N	Xavier	67 64
21	H	Kentucky	45 65									271	H	Longwood	71 54
												297	H	Presbyterian	60 46
												305	A	Prairie View	51 44
												323	H	Mercer	71 50
												336	A	Grambling	72 65
												350	H	Florida A&M	84 40
LAST 10 Division I															
46	A	Arkansas	57 79	85	H	Vanderbilt	68 60	11	A	Mississippi St.	47 93				
18	A	Texas A&M	42 69	51	H	Tennessee	50 78	96	H	Davidson	55 50				
21	H	Kentucky	45 65	63	N	Wake Forest	68 73								
138	A	Auburn	83 63	226	N	Xavier	67 64								

Non-Div I Games:

Florida

■ Loss,
 ■ Non-Conf,
 ■ S Site,
 ■ H Home
 ■ A Away
 N Neutral

Average RPI Win:	346	WON-LOST	WINNING	LAST 10	STRENGTH OF	OPP. STRENGTH	TEAM	ADJ.	CONF.	ADJ CONF.
Average RPI Loss:	238	RECORD	PCT. RANK	GAMES	SCHEDULE	OF SCHEDULE	RPI	RPI	RPI	RPI
DIV. I ONLY	2- 15	334	2-8	345	351	350	350	30	30	
DIV. I NON-CONF.	0- 9	338	0-2	301	351	350	350	31	31	
TOTALS	RPI 1-25	RPI 26-50	W-L RECORDS	RPI 51-100	RPI 101-150	RPI 150+				
2- 15	0- 1	0- 0	OVERALL	0- 0	0- 2	2- 12				
1- 4	0- 0	0- 0	HOME	0- 0	0- 0	1- 4				
1- 11	0- 1	0- 0	AWAY	0- 0	0- 2	1- 8				
0- 0	0- 0	0- 0	NEUTRAL	0- 0	0- 0	0- 0				
0- 9	0- 1	0- 0	NON-CONFERENCE	0- 0	0- 1	0- 7				
0- 2	0- 0	0- 0	HOME	0- 0	0- 0	0- 2				
0- 7	0- 1	0- 0	AWAY	0- 0	0- 1	0- 5				
0- 0	0- 0	0- 0	NEUTRAL	0- 0	0- 0	0- 0				
2- 6	0- 0	0- 0	CONFERENCE	0- 0	0- 1	2- 5				
1- 2	0- 0	0- 0	HOME	0- 0	0- 0	1- 2				
1- 4	0- 0	0- 0	AWAY	0- 0	0- 1	1- 3				
0- 0	0- 0	0- 0	NEUTRAL	0- 0	0- 0	0- 0				

RPI 1-25				RPI 26-50				RPI 51-100				RPI 101+ Team's RPI: 350			
RPI	S	Opponent	Score	RPI	S	Opponent	Score	RPI	S	Opponent	Score	RPI	S	Opponent	Score
24	A	LSU	45 73									131	A	Florida	40 84
												135	A	N.C. A&T	44 71
												154	A	Texas Tech	60 98
												180	A	Norfolk St.	51 59
												203	H	Jacksonville	54 88
												239	A	Howard	58 72
												263	H	Morgan St.	47 59
												275	H	Alabama A&M	53 77
												310	A	Jacksonville St.	67 72
												319	A	Alcorn	42 58
												325	A	N.C. Central	57 66
												325	H	N.C. Central	70 71
												340	A	USC Upstate	61 74
												343	H	Coppin St.	58 48
												349	A	South Carolina St.	44 39
												351	A	Mississippi Val.	70 71
LAST 10 Division I															
180	A	Norfolk St.	51 59	263	H	Morgan St.	47 59								
239	A	Howard	58 72	135	A	N.C. A&T	44 71								
325	H	N.C. Central	70 71	325	A	N.C. Central	57 66								
349	A	South Carolina St.	44 39	24	A	LSU	45 73								
343	H	Coppin St.	58 48	275	H	Alabama A&M	53 77								

Non-Div I Games: Johnson (FL) 102 40 Trinity Baptist 103 54

Florida A&M

■ Loss,
 ■ Non-Conf, S Site,
 ■ Home
 ■ Away
 N Neutral

Average RPI Win:	113	WON-LOST	WINNING	LAST 10	STRENGTH OF	OPP. STRENGTH	TEAM	ADJ.	CONF.	ADJ CONF.
Average RPI Loss:	62	RECORD	PCT. RANK	GAMES	SCHEDULE	OF SCHEDULE	RPI	RPI	RPI	RPI
DIV. I ONLY	17- 3	18	7-3	33	24	16	16	5	5	
DIV. I NON-CONF.	11- 0	1	2-0	95	46	9	9	3	3	
TOTALS	RPI 1-25	RPI 26-50	W-L RECORDS	RPI 51-100	RPI 101-150	RPI 150+				
17- 3	2- 1	3- 0	OVERALL	6- 1	1- 1	5- 0				
9- 1	0- 0	2- 0	HOME	4- 1	0- 0	3- 0				
6- 2	1- 1	0- 0	AWAY	2- 0	1- 1	2- 0				
2- 0	1- 0	1- 0	NEUTRAL	0- 0	0- 0	0- 0				
11- 0	2- 0	2- 0	NON-CONFERENCE	2- 0	1- 0	4- 0				
6- 0	0- 0	1- 0	HOME	2- 0	0- 0	3- 0				
3- 0	1- 0	0- 0	AWAY	0- 0	1- 0	1- 0				
2- 0	1- 0	1- 0	NEUTRAL	0- 0	0- 0	0- 0				
6- 3	0- 1	1- 0	CONFERENCE	4- 1	0- 1	1- 0				
3- 1	0- 0	1- 0	HOME	2- 1	0- 0	0- 0				
3- 2	0- 1	0- 0	AWAY	2- 0	0- 1	1- 0				
0- 0	0- 0	0- 0	NEUTRAL	0- 0	0- 0	0- 0				

RPI 1-25				Team's RPI: 16		RPI 26-50				RPI 51-100				RPI 101+								
RPI	S	Opponent	Score		RPI	S	Opponent	Score		RPI	S	Opponent	Score		RPI	S	Opponent	Score				
17	A	NC State	51	68	26	H	Virginia Tech	86	62	56	H	Georgia Tech	52	67	114	A	Syracuse	89	90			
18	N	Texas A&M	80	58	42	H	St. John's (NY)	74	70	57	H	North Carolina	78	64	131	A	Florida	66	55			
24	A	LSU	70	62	45	N	Michigan	79	69	60	A	Miami (FL)	73	62	164	H	Samford	88	59			
																		171	A	Clemson	81	64
																		203	H	Jacksonville	75	41
																		337	A	UIC	86	42
																		341	H	Charleston So.	88	36
LAST 10 Division I																						
						60	H	Miami (FL)	79	61	60	A	Miami (FL)	73	62							
						63	A	Wake Forest	70	65	114	A	Syracuse	89	90							
						17	A	NC State	51	68	26	H	Virginia Tech	86	62							
						57	H	North Carolina	78	64	45	N	Michigan	79	69							
						56	H	Georgia Tech	52	67	78	H	North Florida	70	41							

Non-Div I Games:

Florida St.

RPI 1-25				RPI 26-50				RPI 51-100				RPI 101+				Team's RPI: 124	
RPI	S	Opponent	Score	RPI	S	Opponent	Score	RPI	S	Opponent	Score	RPI	S	Opponent	Score		
				46	N	Arkansas	59 71	72	A	Charlotte	76 51	101	H	Saint Louis	66 54		
								80	A	Dayton	44 48	106	A	VCU	52 62		
								88	H	Villanova	66 73	134	H	Notre Dame	55 60		
								96	A	Davidson	62 74	137	H	Northeastern	74 58		
												140	H	George Washington	53 47		
												143	N	Lehigh	59 57		
												160	H	Houston	63 54		
												163	A	Columbia	51 70		
												164	H	Samford	68 37		
												191	A	Penn St.	59 72		
												216	A	George Mason	66 54		
												220	H	Georgetown	67 54		
												222	A	Manhattan	51 45		
												247	H	Southern U.	65 52		
												286	H	St. Bonaventure	79 53		
EAST 10 Division I																	
				106	A	VCU	52 62	96	A	Davidson	62 74						
				80	A	Dayton	44 48	286	H	St. Bonaventure	79 53						
				101	H	Saint Louis	66 54	160	H	Houston	63 54						
				216	A	George Mason	66 54	164	H	Samford	68 37						
				140	H	George Washington	53 47	247	H	Southern U.	65 52						

Non-Div I Games:

Average RPI Win: 222	WON-LOST	WINNING	LAST 10	STRENGTH OF	OPP. STRENGTH	TEAM	ADJ.	CONF.	ADJ CONF.
Average RPI Loss: 104	RECORD	PCT. RANK	GAMES	SCHEDULE	OF SCHEDULE	RPI	RPI	RPI	RPI
DIV. I ONLY	15- 4	36	9-1	213	177	81	81	17	17
DIV. I NON-CONF.	5- 4	140	0-1	215	158	151	151	23	23
TOTALS	RPI 1-25	RPI 26-50	W-L RECORDS	RPI 51-100	RPI 101-150	RPI 150+			
15- 4	0- 0	0- 1	OVERALL	0- 1	2- 1	13- 1			
8- 1	0- 0	0- 0	HOME	0- 1	0- 0	8- 0			
6- 2	0- 0	0- 0	AWAY	0- 0	2- 1	4- 1			
1- 1	0- 0	0- 1	NEUTRAL	0- 0	0- 0	1- 0			
5- 4	0- 0	0- 1	NON-CONFERENCE	0- 1	0- 1	5- 1			
2- 1	0- 0	0- 0	HOME	0- 1	0- 0	2- 0			
2- 2	0- 0	0- 0	AWAY	0- 0	0- 1	2- 1			
1- 1	0- 0	0- 1	NEUTRAL	0- 0	0- 0	1- 0			
10- 0	0- 0	0- 0	CONFERENCE	0- 0	2- 0	8- 0			
6- 0	0- 0	0- 0	HOME	0- 0	0- 0	6- 0			
4- 0	0- 0	0- 0	AWAY	0- 0	2- 0	2- 0			
0- 0	0- 0	0- 0	NEUTRAL	0- 0	0- 0	0- 0			

RPI 1-25				RPI 26-50				RPI 51-100				Team's RPI: 81		RPI 101+			
RPI	S	Opponent	Score	RPI	S	Opponent	Score	RPI	S	Opponent	Score			RPI	S	Opponent	Score
				43	N	Yale	67 87	82	H	BYU	65 71			113	A	Boise St.	85 80
														126	A	Portland	64 75
														128	A	San Jose St.	85 76
														166	A	Santa Clara	66 90
														185	H	UC Davis	73 65
														188	A	UNLV	72 66
														189	H	New Mexico	84 81
														195	H	Northern Ariz.	83 66
														197	A	Montana	76 63
														206	H	Wyoming	89 59
														220	N	Georgetown	82 69
														256	A	San Diego St.	65 60
														256	H	San Diego St.	79 54
														269	H	Colorado St.	55 53
														288	H	Utah St.	76 64
														308	H	Air Force	61 52
														334	A	Cal Poly	79 52
LAST 10 Division I																	
				308	H	Air Force	61 52					189	H	New Mexico	84 81		
				113	A	Boise St.	85 80					128	A	San Jose St.	85 76		
				269	H	Colorado St.	55 53					256	H	San Diego St.	79 54		
				206	H	Wyoming	89 59					166	A	Santa Clara	66 90		
				256	A	San Diego St.	65 60					288	H	Utah St.	76 64		

Non-Div I Games: La Verne 111 56 UC Merced 92 26

Fresno St.

Average RPI Win: 233	WON-LOST	WINNING	LAST 10	STRENGTH OF	OPP. STRENGTH	TEAM	ADJ.	CONF.	ADJ CONF.
Average RPI Loss: 126	RECORD	PCT. RANK	GAMES	SCHEDULE	OF SCHEDULE	RPI	RPI	RPI	RPI
DIV. I ONLY	11- 7	107	6-4	314	99	173	173	25	25
DIV. I NON-CONF.	7- 5	131	2-2	235	53	120	120	22	22
TOTALS	RPI 1-25	RPI 26-50	W-L RECORDS	RPI 51-100	RPI 101-150	RPI 150+			
11- 7	0- 0	0- 1	OVERALL	0- 2	1- 1	10- 3			
6- 2	0- 0	0- 0	HOME	0- 0	0- 1	6- 1			
4- 5	0- 0	0- 1	AWAY	0- 2	1- 0	3- 2			
1- 0	0- 0	0- 0	NEUTRAL	0- 0	0- 0	1- 0			
7- 5	0- 0	0- 1	NON-CONFERENCE	0- 2	1- 0	6- 2			
3- 1	0- 0	0- 0	HOME	0- 0	0- 0	3- 1			
3- 4	0- 0	0- 1	AWAY	0- 2	1- 0	2- 1			
1- 0	0- 0	0- 0	NEUTRAL	0- 0	0- 0	1- 0			
4- 2	0- 0	0- 0	CONFERENCE	0- 0	0- 1	4- 1			
3- 1	0- 0	0- 0	HOME	0- 0	0- 1	3- 0			
1- 1	0- 0	0- 0	AWAY	0- 0	0- 0	1- 1			
0- 0	0- 0	0- 0	NEUTRAL	0- 0	0- 0	0- 0			

RPI 1-25				RPI 26-50				RPI 51-100				RPI 101+ Team's RPI: 173			
RPI	S	Opponent	Score	RPI	S	Opponent	Score	RPI	S	Opponent	Score	RPI	S	Opponent	Score
				50	A	Middle Tenn.	62 78	69	A	Georgia	48 77	119	A	Richmond	70 69
								85	A	Vanderbilt	46 74	121	H	UNC Greensboro	53 59
												153	H	Elon	76 87
												164	H	Samford	77 69
												168	A	Fla. Atlantic	69 63
												171	A	Clemson	71 77
												179	H	Hampton	70 65
												201	N	Saint Joseph's	63 48
												228	A	Gardner-Webb	72 67
												234	A	Chattanooga	52 60
												240	A	ETSU	81 62
												290	H	Ga. Southern	78 63
												322	H	Georgia St.	62 55
												323	H	Mercer	62 49
												333	H	Western Caro.	69 53
LAST 10 Division I															
				333	H	Western Caro.	69 53	323	H	Mercer	62 49				
				121	H	UNC Greensboro	53 59	153	H	Elon	76 87				
				234	A	Chattanooga	52 60	201	N	Saint Joseph's	63 48				
				240	A	ETSU	81 62	168	A	Fla. Atlantic	69 63				
				164	H	Samford	77 69	69	A	Georgia	48 77				

Non-Div I Games: North Greenville 88 51 Newberry 62 43 UNKNOWN 88 24

Furman

Ga. Southern

Through Games Of Jan. 29, 2020

Average RPI Win:	276	WON-LOST	WINNING	LAST 10	STRENGTH OF	OPP. STRENGTH	TEAM	ADJ.	CONF.	ADJ CONF.
Average RPI Loss:	191	RECORD	PCT. RANK	GAMES	SCHEDULE	OF SCHEDULE	RPI	RPI	RPI	RPI
DIV. I ONLY	6- 12	260	4-6	263	328	290	290	22	22	
DIV. I NON-CONF.	3- 8	268	1-2	251	337	280	280	21	21	
TOTALS	RPI 1-25	RPI 26-50	W-L RECORDS	RPI 51-100	RPI 101-150	RPI 150+				
6- 12	0- 0	0- 0	OVERALL	0- 1	1- 2	5- 9				
3- 4	0- 0	0- 0	HOME	0- 1	1- 0	2- 3				
2- 7	0- 0	0- 0	AWAY	0- 0	0- 1	2- 6				
1- 1	0- 0	0- 0	NEUTRAL	0- 0	0- 1	1- 0				
3- 8	0- 0	0- 0	NON-CONFERENCE	0- 0	0- 2	3- 6				
0- 2	0- 0	0- 0	HOME	0- 0	0- 0	0- 2				
2- 5	0- 0	0- 0	AWAY	0- 0	0- 1	2- 4				
1- 1	0- 0	0- 0	NEUTRAL	0- 0	0- 1	1- 0				
3- 4	0- 0	0- 0	CONFERENCE	0- 1	1- 0	2- 3				
3- 2	0- 0	0- 0	HOME	0- 1	1- 0	2- 1				
0- 2	0- 0	0- 0	AWAY	0- 0	0- 0	0- 2				
0- 0	0- 0	0- 0	NEUTRAL	0- 0	0- 0	0- 0				

RPI S	Opponent	Score	RPI S	Opponent	Score	RPI S	Opponent	Score	RPI S	Opponent	Score	Team's RPI: 290
						65	H Troy	69 79	102	N Kent St.	48 62	
									122	A Tulane	40 56	
									132	H Louisiana	83 67	
									151	A Bethune-Cookman	57 75	
									173	A Furman	63 78	
									193	H North Dakota	56 69	
									204	A Little Rock	46 58	
									211	A Arkansas St.	62 69	
									213	H Kennesaw St.	69 95	
									259	A Winthrop	91 47	
									261	H South Alabama	65 71	
									276	A Ole Miss	66 69	
									285	A Wofford	70 57	
									311	N St. Francis Brooklyn	78 47	
									322	H Georgia St.	81 56	
									323	A Mercer	52 62	
									346	H La.-Monroe	64 47	
LAST 10 Division I												
			322	H Georgia St.	81 56		132	H Louisiana	83 67			
			261	H South Alabama	65 71		346	H La.-Monroe	64 47			
			65	H Troy	69 79		122	A Tulane	40 56			
			211	A Arkansas St.	62 69		311	N St. Francis Brooklyn	78 47			
			204	A Little Rock	46 58		102	N Kent St.	48 62			

Non-Div I Games:

Ga. Southern

■ Loss,
 ■ Non-Conf,
 ■ S Site,
 ■ Home
 ■ A Away
 N Neutral

Gardner-Webb

Through Games Of Jan. 29, 2020

Average RPI Win: 283	WON-LOST	WINNING	LAST 10	STRENGTH OF	OPP. STRENGTH	TEAM	ADJ.	CONF.	ADJ CONF.
Average RPI Loss: 161	RECORD	PCT. RANK	GAMES	SCHEDULE	OF SCHEDULE	RPI	RPI	RPI	RPI
DIV. I ONLY	10- 9	164	5-5	295	301	228	228	26	26
DIV. I NON-CONF.	5- 4	140	0	285	205	190	190	27	27
TOTALS	RPI 1-25	RPI 26-50	W-L RECORDS	RPI 51-100	RPI 101-150	RPI 150+			
10- 9	0- 0	0- 1	OVERALL	0- 2	0- 1	10- 5			
6- 3	0- 0	0- 0	HOME	0- 0	0- 0	6- 3			
4- 6	0- 0	0- 1	AWAY	0- 2	0- 1	4- 2			
0- 0	0- 0	0- 0	NEUTRAL	0- 0	0- 0	0- 0			
5- 4	0- 0	0- 1	NON-CONFERENCE	0- 2	0- 0	5- 1			
3- 1	0- 0	0- 0	HOME	0- 0	0- 0	3- 1			
2- 3	0- 0	0- 1	AWAY	0- 2	0- 0	2- 0			
0- 0	0- 0	0- 0	NEUTRAL	0- 0	0- 0	0- 0			
5- 5	0- 0	0- 0	CONFERENCE	0- 0	0- 1	5- 4			
3- 2	0- 0	0- 0	HOME	0- 0	0- 0	3- 2			
2- 3	0- 0	0- 0	AWAY	0- 0	0- 1	2- 2			
0- 0	0- 0	0- 0	NEUTRAL	0- 0	0- 0	0- 0			

RPI S	Opponent	Score	RPI S	Opponent	Score	RPI S	Opponent	Score	RPI S	Opponent	Score	Team's RPI: 228
26	A Virginia Tech	65 87	69	A Georgia	56 84	129	A Campbell	44 48	173	H Furman	67 72	
			72	A Charlotte	49 74	179	A Hampton	58 63	212	H High Point	70 57	
						225	A UNC Asheville	65 59	230	H Delaware	67 65	
						236	H Radford	73 84	259	H Winthrop	71 59	
						271	A Longwood	70 80	279	A Appalachian St.	67 56	
						285	H Wofford	67 53	297	H Presbyterian	53 56	
						323	A Mercer	65 62	333	H Western Caro.	88 62	
						340	H USC Upstate	63 53	341	A Charleston So.	79 52	
LAST 10 Division I												
212	H High Point	70 57	129	A Campbell	44 48							
236	H Radford	73 84	259	H Winthrop	71 59							
225	A UNC Asheville	65 59	179	A Hampton	58 63							
340	H USC Upstate	63 53	341	A Charleston So.	79 52							
297	H Presbyterian	53 56	271	A Longwood	70 80							

Non-Div I Games:

Gardner-Webb

Loss, Non-Conf, S Site, H Home A Away N Neutral

George Mason

Through Games Of Jan. 29, 2020

Average RPI Win: 221	WON-LOST	WINNING	LAST 10	STRENGTH OF	OPP. STRENGTH	TEAM	ADJ.	CONF.	ADJ CONF.
Average RPI Loss: 140	RECORD	PCT. RANK	GAMES	SCHEDULE	OF SCHEDULE	RPI	RPI	RPI	RPI
DIV. I ONLY	7- 14	260	2-8	118	202	216	216	12	12
DIV. I NON-CONF.	6- 7	182	1-1	127	283	169	169	12	12
TOTALS	RPI 1-25	RPI 26-50	W-L RECORDS	RPI 51-100	RPI 101-150	RPI 150+			
7- 14	0- 0	0- 1	OVERALL	0- 4	1- 4	6- 5			
3- 7	0- 0	0- 1	HOME	0- 2	1- 2	2- 2			
4- 6	0- 0	0- 0	AWAY	0- 1	0- 2	4- 3			
0- 1	0- 0	0- 0	NEUTRAL	0- 1	0- 0	0- 0			
6- 7	0- 0	0- 1	NON-CONFERENCE	0- 2	0- 1	6- 3			
2- 4	0- 0	0- 1	HOME	0- 1	0- 0	2- 2			
4- 2	0- 0	0- 0	AWAY	0- 0	0- 1	4- 1			
0- 1	0- 0	0- 0	NEUTRAL	0- 1	0- 0	0- 0			
1- 7	0- 0	0- 0	CONFERENCE	0- 2	1- 3	0- 2			
1- 3	0- 0	0- 0	HOME	0- 1	1- 2	0- 0			
0- 4	0- 0	0- 0	AWAY	0- 1	0- 1	0- 2			
0- 0	0- 0	0- 0	NEUTRAL	0- 0	0- 0	0- 0			

RPI S	Opponent	Score	RPI S	Opponent	Score	RPI S	Opponent	Score	RPI S	Opponent	Score	Team's RPI: 216
			26 H	Virginia Tech	58 77	55 N	Bradley	59 61	106 H	VCU	63 82	
						64 H	Bucknell	51 64	109 A	Duquesne	63 84	
						80 A	Dayton	55 59	123 A	Coastal Caro.	59 74	
						96 H	Davidson	69 76	124 H	Fordham	54 66	
									140 H	George Washington	70 60	
									172 H	American	73 55	
									191 A	Penn St.	78 68	
									196 A	La Salle	65 77	
									205 A	SMU	59 58	
									227 H	UMKC	58 64	
									230 A	Delaware	44 63	
									239 H	Howard	75 86	
									245 A	Col. of Charleston	72 61	
									280 A	Navy	67 58	
									286 A	St. Bonaventure	47 62	
									314 H	Detroit Mercy	75 62	
LAST 10 Division I												
			196 A	La Salle	65 77	286 A	St. Bonaventure	47 62				
			106 H	VCU	63 82	80 A	Dayton	55 59				
			109 A	Duquesne	63 84	140 H	George Washington	70 60				
			124 H	Fordham	54 66	205 A	SMU	59 58				
			96 H	Davidson	69 76	230 A	Delaware	44 63				

Non-Div I Games:

George Mason

■ Loss,
 ■ Non-Conf,
 ■ S Site,
 ■ H Home
 ■ A Away
 N Neutral

George Washington

Through Games Of Jan. 29, 2020

Average RPI Win: 188	WON-LOST	WINNING	LAST 10	STRENGTH OF	OPP. STRENGTH	TEAM	ADJ.	CONF.	ADJ CONF.
Average RPI Loss: 103	RECORD	PCT. RANK	GAMES	SCHEDULE	OF SCHEDULE	RPI	RPI	RPI	RPI
DIV. I ONLY	9- 11	204	3-7	83	118	140	140	12	12
DIV. I NON-CONF.	6- 7	182	0-3	111	80	136	136	12	12
TOTALS	RPI 1-25	RPI 26-50	W-L RECORDS	RPI 51-100	RPI 101-150	RPI 150+			
9- 11	0- 2	0- 1	OVERALL	1- 3	2- 2	6- 3			
4- 5	0- 1	0- 1	HOME	0- 2	2- 0	2- 1			
5- 6	0- 1	0- 0	AWAY	1- 1	0- 2	4- 2			
0- 0	0- 0	0- 0	NEUTRAL	0- 0	0- 0	0- 0			
6- 7	0- 2	0- 1	NON-CONFERENCE	1- 1	0- 1	5- 2			
2- 4	0- 1	0- 1	HOME	0- 1	0- 0	2- 1			
4- 3	0- 1	0- 0	AWAY	1- 0	0- 1	3- 1			
0- 0	0- 0	0- 0	NEUTRAL	0- 0	0- 0	0- 0			
3- 4	0- 0	0- 0	CONFERENCE	0- 2	2- 1	1- 1			
2- 1	0- 0	0- 0	HOME	0- 1	2- 0	0- 0			
1- 3	0- 0	0- 0	AWAY	0- 1	0- 1	1- 1			
0- 0	0- 0	0- 0	NEUTRAL	0- 0	0- 0	0- 0			

RPI 1-25				RPI 26-50				RPI 51-100				RPI 101+ Team's RPI: 140			
RPI	S	Opponent	Score	RPI	S	Opponent	Score	RPI	S	Opponent	Score	RPI	S	Opponent	Score
9	A	Maryland	54 88	44	H	James Madison	50 69	68	H	Minnesota	50 83	109	H	Duquesne	65 60
22	H	Princeton	50 75					80	H	Dayton	50 66	124	A	Fordham	47 53
								88	A	Villanova	68 56	142	H	Massachusetts	50 47
								96	A	Davidson	55 62	143	A	Lehigh	53 59
												156	H	William & Mary	51 63
												172	A	American	53 66
												178	A	Memphis	64 63
												183	A	Quinnipiac	78 67
												201	A	Saint Joseph's	56 50
												216	A	George Mason	60 70
												220	H	Georgetown	52 49
												230	A	Delaware	63 49
												343	H	Coppin St.	54 35
LAST 10 Division I															
201	A	Saint Joseph's	56 50	109	H	Duquesne	65 60								
142	H	Massachusetts	50 47	216	A	George Mason	60 70								
80	H	Dayton	50 66	156	H	William & Mary	51 63								
96	A	Davidson	55 62	172	A	American	53 66								
124	A	Fordham	47 53	44	H	James Madison	50 69								

Non-Div I Games:

George Washington

■ Loss,
 ■ Non-Conf,
 ■ S Site,
 ■ H Home
 ■ A Away
 N Neutral

Georgetown

Through Games Of Jan. 29, 2020

Average RPI Win:	251	WON-LOST	WINNING	LAST 10	STRENGTH OF	OPP. STRENGTH	TEAM	ADJ.	CONF.	ADJ CONF.
Average RPI Loss:	92	RECORD	PCT. RANK	GAMES	SCHEDULE	OF SCHEDULE	RPI	RPI	RPI	RPI
DIV. I ONLY	4- 16	310	2-8	81	87	220	220	6	6	
DIV. I NON-CONF.	3- 8	268	1-0	145	209	214	214	6	6	
TOTALS	RPI 1-25	RPI 26-50	W-L RECORDS	RPI 51-100	RPI 101-150	RPI 150+				
4- 16	0- 1	0- 4	OVERALL	0- 6	1- 3	3- 2				
1- 6	0- 0	0- 2	HOME	0- 2	1- 1	0- 1				
3- 9	0- 1	0- 2	AWAY	0- 3	0- 2	3- 1				
0- 1	0- 0	0- 0	NEUTRAL	0- 1	0- 0	0- 0				
3- 8	0- 0	0- 1	NON-CONFERENCE	0- 3	0- 3	3- 1				
0- 3	0- 0	0- 1	HOME	0- 1	0- 1	0- 0				
3- 4	0- 0	0- 0	AWAY	0- 1	0- 2	3- 1				
0- 1	0- 0	0- 0	NEUTRAL	0- 1	0- 0	0- 0				
1- 8	0- 1	0- 3	CONFERENCE	0- 3	1- 0	0- 1				
1- 3	0- 0	0- 1	HOME	0- 1	1- 0	0- 1				
0- 5	0- 1	0- 2	AWAY	0- 2	0- 0	0- 0				
0- 0	0- 0	0- 0	NEUTRAL	0- 0	0- 0	0- 0				

RPI 1-25				RPI 26-50				RPI 51-100				RPI 101+ Team's RPI: 220			
RPI	S	Opponent	Score	RPI	S	Opponent	Score	RPI	S	Opponent	Score	RPI	S	Opponent	Score
19	A	DePaul	66 92	38	A	Marquette	51 73	76	A	Seton Hall	60 79	119	H	Richmond	49 51
				39	H	Creighton	56 65	81	N	Fresno St.	69 82	124	A	Fordham	54 67
				42	A	St. John's (NY)	54 71	84	H	Rider	64 65	139	H	Providence	62 53
				44	H	James Madison	59 66	88	A	Villanova	53 74	140	A	George Washington	49 52
								92	H	Butler	46 47	163	A	Columbia	49 54
								96	A	Davidson	52 66	226	H	Xavier	64 85
												251	A	LMU (CA)	64 53
												287	A	Pittsburgh	66 56
												326	A	UMES	57 39
LAST 10 Division I															
19	A	DePaul	66 92	76	A	Seton Hall	60 79								
38	A	Marquette	51 73	42	A	St. John's (NY)	54 71								
88	A	Villanova	53 74	139	H	Providence	62 53								
92	H	Butler	46 47	39	H	Creighton	56 65								
226	H	Xavier	64 85	326	A	UMES	57 39								

Non-Div I Games:

Georgetown

■ Loss,
 ■ Non-Conf,
 ■ S Site,
 ■ H Home
 ■ A Away
 N Neutral

Average RPI Win: 188	WON-LOST	WINNING	LAST 10	STRENGTH OF	OPP. STRENGTH	TEAM	ADJ.	CONF.	ADJ CONF.
Average RPI Loss: 38	RECORD	PCT. RANK	GAMES	SCHEDULE	OF SCHEDULE	RPI	RPI	RPI	RPI
DIV. I ONLY	12- 8	114	5-5	15	95	69	69	4	4
DIV. I NON-CONF.	9- 4	84	2-1	51	197	82	82	5	5
TOTALS	RPI 1-25	RPI 26-50	W-L RECORDS	RPI 51-100	RPI 101-150	RPI 150+			
12- 8	0- 4	2- 0	OVERALL	1- 4	2- 0	7- 0			
8- 6	0- 3	0- 0	HOME	0- 3	2- 0	6- 0			
2- 2	0- 1	1- 0	AWAY	0- 1	0- 0	1- 0			
2- 0	0- 0	1- 0	NEUTRAL	1- 0	0- 0	0- 0			
9- 4	0- 2	1- 0	NON-CONFERENCE	1- 2	1- 0	6- 0			
7- 3	0- 1	0- 0	HOME	0- 2	1- 0	6- 0			
0- 1	0- 1	0- 0	AWAY	0- 0	0- 0	0- 0			
2- 0	0- 0	1- 0	NEUTRAL	1- 0	0- 0	0- 0			
3- 4	0- 2	1- 0	CONFERENCE	0- 2	1- 0	1- 0			
1- 3	0- 2	0- 0	HOME	0- 1	1- 0	0- 0			
2- 1	0- 0	1- 0	AWAY	0- 1	0- 0	1- 0			
0- 0	0- 0	0- 0	NEUTRAL	0- 0	0- 0	0- 0			

RPI	S	Opponent	Score	RPI	S	Opponent	Score	RPI	S	Opponent	Score	RPI	S	Opponent	Score
1	H	South Carolina	53 88	26	N	Virginia Tech	77 72	51	A	Tennessee	56 73	135	H	N.C. A&T	72 54
6	H	UCLA	50 59	46	A	Arkansas	64 55	56	H	Georgia Tech	40 73	138	H	Auburn	61 50
7	A	Baylor	38 72					85	H	Vanderbilt	55 63	173	H	Furman	77 48
11	H	Mississippi St.	66 73					88	H	Villanova	58 63	213	H	Kennesaw St.	80 65
								92	N	Butler	69 36	228	H	Gardner-Webb	84 56
												270	H	East Carolina	67 50
												276	A	Ole Miss	58 51
												323	H	Mercer	76 60
												340	H	USC Upstate	67 53
LAST 10 Division I															
1	H	South Carolina	53 88	11	H	Mississippi St.	66 73	276	A	Ole Miss	58 51	270	H	East Carolina	67 50
46	A	Arkansas	64 55					228	H	Gardner-Webb	84 56	6	H	UCLA	50 59
138	H	Auburn	61 50												
51	A	Tennessee	56 73												
85	H	Vanderbilt	55 63												

Non-Div I Games:

Georgia

Average RPI Win:	332	WON-LOST	WINNING	LAST 10	STRENGTH OF	OPP. STRENGTH	TEAM	ADJ.	CONF.	ADJ CONF.
Average RPI Loss:	178	RECORD	PCT. RANK	GAMES	SCHEDULE	OF SCHEDULE	RPI	RPI	RPI	RPI
DIV. I ONLY	4- 14	302	3-7	251	314	322	322	22	22	
DIV. I NON-CONF.	3- 8	268	2-1	242	326	312	312	21	21	
TOTALS	RPI 1-25	RPI 26-50	W-L RECORDS	RPI 51-100	RPI 101-150	RPI 150+				
4- 14	0- 1	0- 0	OVERALL	0- 2	0- 2	4- 9				
3- 7	0- 1	0- 0	HOME	0- 1	0- 1	3- 4				
0- 7	0- 0	0- 0	AWAY	0- 1	0- 1	0- 5				
1- 0	0- 0	0- 0	NEUTRAL	0- 0	0- 0	1- 0				
3- 8	0- 1	0- 0	NON-CONFERENCE	0- 1	0- 1	3- 5				
2- 4	0- 1	0- 0	HOME	0- 0	0- 0	2- 3				
0- 4	0- 0	0- 0	AWAY	0- 1	0- 1	0- 2				
1- 0	0- 0	0- 0	NEUTRAL	0- 0	0- 0	1- 0				
1- 6	0- 0	0- 0	CONFERENCE	0- 1	0- 1	1- 4				
1- 3	0- 0	0- 0	HOME	0- 1	0- 1	1- 1				
0- 3	0- 0	0- 0	AWAY	0- 0	0- 0	0- 3				
0- 0	0- 0	0- 0	NEUTRAL	0- 0	0- 0	0- 0				

RPI 1-25				RPI 26-50				RPI 51-100				RPI 101+ Team's RPI: 322			
RPI	S	Opponent	Score	RPI	S	Opponent	Score	RPI	S	Opponent	Score	RPI	S	Opponent	Score
9	H	Maryland	41 114					56	A	Georgia Tech	28 69	121	A	UNC Greensboro	49 64
								65	H	Troy	57 71	132	H	Louisiana	65 75
												173	A	Furman	55 62
												177	H	Toledo	48 74
												204	A	Little Rock	46 66
												211	A	Arkansas St.	68 70
												214	A	UTEP	68 71
												261	H	South Alabama	64 81
												275	H	Alabama A&M	52 67
												290	A	Ga. Southern	56 81
												299	H	FIU	63 70
												312	N	New Mexico St.	59 51
												321	H	SIUE	74 73
												346	H	La.-Monroe	68 52
												349	H	South Carolina St.	77 52
LAST 10 Division I															
290	A	Ga. Southern	56 81	346	H	La.-Monroe	68 52								
65	H	Troy	57 71	132	H	Louisiana	65 75								
261	H	South Alabama	64 81	321	H	SIUE	74 73								
204	A	Little Rock	46 66	349	H	South Carolina St.	77 52								
211	A	Arkansas St.	68 70	9	H	Maryland	41 114								

Non-Div I Games:

Georgia St.

■ Loss,
 ■ Non-Conf,
 S Site,
 ■ Home
 ■ Away
 N Neutral

Average RPI Win:	145	WON-LOST	WINNING	LAST 10	STRENGTH OF	OPP. STRENGTH	TEAM	ADJ.	CONF.	ADJ CONF.
Average RPI Loss:	50	RECORD	PCT. RANK	GAMES	SCHEDULE	OF SCHEDULE	RPI	RPI	RPI	RPI
DIV. I ONLY	14- 6	60	6-4	92	7	56	56	5	5	
DIV. I NON-CONF.	9- 2	38	1-0	140	52	52	52	3	3	
TOTALS	RPI 1-25	RPI 26-50	W-L RECORDS	RPI 51-100	RPI 101-150	RPI 150+				
14- 6	1- 1	1- 2	OVERALL	4- 3	2- 0	6- 0				
8- 2	0- 0	1- 0	HOME	1- 2	1- 0	5- 0				
4- 2	1- 0	0- 1	AWAY	1- 1	1- 0	1- 0				
2- 2	0- 1	0- 1	NEUTRAL	2- 0	0- 0	0- 0				
9- 2	0- 1	0- 1	NON-CONFERENCE	3- 0	1- 0	5- 0				
5- 0	0- 0	0- 0	HOME	0- 0	1- 0	4- 0				
2- 0	0- 0	0- 0	AWAY	1- 0	0- 0	1- 0				
2- 2	0- 1	0- 1	NEUTRAL	2- 0	0- 0	0- 0				
5- 4	1- 0	1- 1	CONFERENCE	1- 3	1- 0	1- 0				
3- 2	0- 0	1- 0	HOME	1- 2	0- 0	1- 0				
2- 2	1- 0	0- 1	AWAY	0- 1	1- 0	0- 0				
0- 0	0- 0	0- 0	NEUTRAL	0- 0	0- 0	0- 0				

RPI 1-25				RPI 26-50				RPI 51-100				RPI 101+			
RPI	S	Opponent	Score	RPI	S	Opponent	Score	RPI	S	Opponent	Score	RPI	S	Opponent	Score
16	A	Florida St.	67 52	35	H	Virginia	61 51	57	H	North Carolina	60 67	114	A	Syracuse	82 64
18	N	Texas A&M	48 60	36	N	Rutgers	43 46	60	H	Miami (FL)	61 54	120	H	Wisconsin	60 41
				37	A	Duke	46 58	63	A	Wake Forest	60 65	160	H	Houston	69 38
								69	A	Georgia	73 40	171	H	Clemson	49 47
								76	N	Seton Hall	79 54	213	A	Kennesaw St.	63 47
								90	H	Boston College	48 55	240	H	ETSU	87 48
								100	N	Rice	54 52	322	H	Georgia St.	69 28
												336	H	Grambling	89 42
LAST 10 Division I															
37	A	Duke	46 58	16	A	Florida St.	67 52	63	A	Wake Forest	60 65				
57	H	North Carolina	60 67	60	H	Miami (FL)	61 54								
90	H	Boston College	48 55	35	H	Virginia	61 51								
114	A	Syracuse	82 64	100	N	Rice	54 52								
171	H	Clemson	49 47												

Non-Div I Games:

Georgia Tech

■ Loss,
■ Non-Conf, S Site,
■ Home
■ Away
N Neutral

Gonzaga

Through Games Of Jan. 29, 2020

Average RPI Win:	138	WON-LOST	WINNING	LAST 10	STRENGTH OF	OPP. STRENGTH	TEAM	ADJ.	CONF.	ADJ CONF.
Average RPI Loss:	4	RECORD	PCT. RANK	GAMES	SCHEDULE	OF SCHEDULE	RPI	RPI	RPI	RPI
DIV. I ONLY	20- 1	1	10-0	58	65	10	10	11	11	
DIV. I NON-CONF.	11- 1	13	1-0	20	14	3	3	11	11	
TOTALS	RPI 1-25	RPI 26-50	W-L RECORDS	RPI 51-100	RPI 101-150	RPI 150+				
20- 1	1- 1	2- 0	OVERALL	4- 0	5- 0	8- 0				
10- 0	1- 0	0- 0	HOME	1- 0	3- 0	5- 0				
7- 1	0- 1	0- 0	AWAY	2- 0	2- 0	3- 0				
3- 0	0- 0	2- 0	NEUTRAL	1- 0	0- 0	0- 0				
11- 1	1- 1	2- 0	NON-CONFERENCE	3- 0	2- 0	3- 0				
5- 0	1- 0	0- 0	HOME	1- 0	1- 0	2- 0				
3- 1	0- 1	0- 0	AWAY	1- 0	1- 0	1- 0				
3- 0	0- 0	2- 0	NEUTRAL	1- 0	0- 0	0- 0				
9- 0	0- 0	0- 0	CONFERENCE	1- 0	3- 0	5- 0				
5- 0	0- 0	0- 0	HOME	0- 0	2- 0	3- 0				
4- 0	0- 0	0- 0	AWAY	1- 0	1- 0	2- 0				
0- 0	0- 0	0- 0	NEUTRAL	0- 0	0- 0	0- 0				

RPI 1-25				RPI 26-50				RPI 51-100				RPI 101+			
RPI	S	Opponent	Score	RPI	S	Opponent	Score	RPI	S	Opponent	Score	RPI	S	Opponent	Score
4	A	Stanford	70 76	27	N	Purdue	63 50	80	N	Dayton	76 65	107	H	Pacific	68 67
14	H	Missouri St.	64 52	50	N	Middle Tenn.	62 50	82	A	BYU	55 43	110	H	Texas Southern	80 45
								86	A	Washington St.	76 53	118	A	Montana St.	70 55
								87	H	UT Martin	78 55	126	H	Portland	62 57
												146	A	San Diego	57 42
												157	H	CSU Bakersfield	92 48
												166	A	Santa Clara	67 52
												176	H	Saint Mary's (CA)	74 49
												206	A	Wyoming	65 54
												233	A	San Francisco	69 46
												248	H	Pepperdine	70 36
												251	H	LMU (CA)	78 52
												296	H	Eastern Wash.	84 44
LAST 10 Division I															
251	H	LMU (CA)	78 52	176	H	Saint Mary's (CA)	74 49								
248	H	Pepperdine	70 36	146	A	San Diego	57 42								
233	A	San Francisco	69 46	82	A	BYU	55 43								
166	A	Santa Clara	67 52	126	H	Portland	62 57								
107	H	Pacific	68 67	14	H	Missouri St.	64 52								

Non-Div I Games:

Gonzaga

■ Loss,
 ■ Non-Conf, S Site,
 ■ Home
 ■ Away
 N Neutral

Average RPI Win:	275	WON-LOST	WINNING	LAST 10	STRENGTH OF	OPP. STRENGTH	TEAM	ADJ.	CONF.	ADJ CONF.
Average RPI Loss:	190	RECORD	PCT. RANK	GAMES	SCHEDULE	OF SCHEDULE	RPI	RPI	RPI	RPI
DIV. I ONLY	1- 16	344	1-9	222	267	336	336	31	31	
DIV. I NON-CONF.	0- 10	338	0-3	90	180	314	314	30	30	
TOTALS	RPI 1-25	RPI 26-50	W-L RECORDS	RPI 51-100	RPI 101-150	RPI 150+				
1- 16	0- 2	0- 0	OVERALL	0- 2	0- 2	1- 10				
1- 5	0- 0	0- 0	HOME	0- 1	0- 2	1- 2				
0- 10	0- 2	0- 0	AWAY	0- 1	0- 0	0- 7				
0- 1	0- 0	0- 0	NEUTRAL	0- 0	0- 0	0- 1				
0- 10	0- 2	0- 0	NON-CONFERENCE	0- 2	0- 1	0- 5				
0- 2	0- 0	0- 0	HOME	0- 1	0- 1	0- 0				
0- 7	0- 2	0- 0	AWAY	0- 1	0- 0	0- 4				
0- 1	0- 0	0- 0	NEUTRAL	0- 0	0- 0	0- 1				
1- 6	0- 0	0- 0	CONFERENCE	0- 0	0- 1	1- 5				
1- 3	0- 0	0- 0	HOME	0- 0	0- 1	1- 2				
0- 3	0- 0	0- 0	AWAY	0- 0	0- 0	0- 3				
0- 0	0- 0	0- 0	NEUTRAL	0- 0	0- 0	0- 0				

RPI 1-25				RPI 26-50				RPI 51-100				RPI 101+ Team's RPI: 336			
RPI	S	Opponent	Score	RPI	S	Opponent	Score	RPI	S	Opponent	Score	RPI	S	Opponent	Score
7	A	Baylor	46 120					56	A	Georgia Tech	42 89	110	H	Texas Southern	85 89
21	A	Kentucky	35 81					99	H	UT Arlington	54 88	131	H	Florida	65 72
												161	A	Jackson St.	46 61
												170	A	Wichita St.	65 77
												186	N	Binghamton	67 88
												247	A	Southern U.	57 81
												255	A	Louisiana Tech	66 70
												275	H	Alabama A&M	69 59
												299	A	FIU	55 56
												305	H	Prairie View	54 67
												319	A	Alcorn	54 80
												327	H	Alabama St.	59 73
												342	A	Northwestern St.	61 65
LAST 10 Division I															
161	A	Jackson St.	46 61	327	H	Alabama St.	59 73								
110	H	Texas Southern	85 89	275	H	Alabama A&M	69 59								
305	H	Prairie View	54 67	170	A	Wichita St.	65 77								
319	A	Alcorn	54 80	186	N	Binghamton	67 88								
247	A	Southern U.	57 81	299	A	FIU	55 56								

Non-Div I Games: Centenary (LA) 106 42

Grambling

■ Loss,
 ■ Non-Conf,
 ■ S Site,
 ■ H Home
 ■ A Away
 N Neutral

Grand Canyon

Through Games Of Jan. 29, 2020

Average RPI Win:	282	WON-LOST	WINNING	LAST 10	STRENGTH OF	OPP. STRENGTH	TEAM	ADJ.	CONF.	ADJ CONF.
Average RPI Loss:	182	RECORD	PCT. RANK	GAMES	SCHEDULE	OF SCHEDULE	RPI	RPI	RPI	RPI
DIV. I ONLY	7- 8	202	6-4	257	338	254	254	32	32	
DIV. I NON-CONF.	3- 6	235	2-2	158	297	275	275	32	32	
TOTALS	RPI 1-25	RPI 26-50	W-L RECORDS	RPI 51-100	RPI 101-150	RPI 150+				
7- 8	0- 0	0- 0	OVERALL	0- 0	0- 2	7- 6				
4- 4	0- 0	0- 0	HOME	0- 0	0- 0	4- 4				
3- 4	0- 0	0- 0	AWAY	0- 0	0- 2	3- 2				
0- 0	0- 0	0- 0	NEUTRAL	0- 0	0- 0	0- 0				
3- 6	0- 0	0- 0	NON-CONFERENCE	0- 0	0- 2	3- 4				
3- 2	0- 0	0- 0	HOME	0- 0	0- 0	3- 2				
0- 4	0- 0	0- 0	AWAY	0- 0	0- 2	0- 2				
0- 0	0- 0	0- 0	NEUTRAL	0- 0	0- 0	0- 0				
4- 2	0- 0	0- 0	CONFERENCE	0- 0	0- 0	4- 2				
1- 2	0- 0	0- 0	HOME	0- 0	0- 0	1- 2				
3- 0	0- 0	0- 0	AWAY	0- 0	0- 0	3- 0				
0- 0	0- 0	0- 0	NEUTRAL	0- 0	0- 0	0- 0				

RPI 1-25			RPI 26-50			RPI 51-100			RPI 101+			Team's RPI: 254
RPI	S	Opponent	Score	RPI	S	Opponent	Score	RPI	S	Opponent	Score	
								126	A	Portland	41	73
								127	A	California	53	72
								157	H	CSU Bakersfield	54	59
								187	A	Portland St.	46	69
								188	H	UNLV	53	51
								193	H	North Dakota	76	78
								197	A	Montana	67	72
								218	H	Southern Utah	69	65
								227	H	UMKC	53	74
								238	H	Cal St. Fullerton	70	80
								267	H	UC Santa Barbara	58	57
								294	A	California Baptist	62	58
								329	A	Utah Valley	66	59
								331	A	Seattle U	56	48
								348	H	Chicago St.	69	49
LAST 10 Division I												
329	A	Utah Valley	66	59	157	H	CSU Bakersfield	54	59			
331	A	Seattle U	56	48	127	A	California	53	72			
227	H	UMKC	53	74	267	H	UC Santa Barbara	58	57			
348	H	Chicago St.	69	49	188	H	UNLV	53	51			
294	A	California Baptist	62	58	126	A	Portland	41	73			

Non-Div I Games: Benedictine Mesa 72 53 Whittier 77 41

Grand Canyon

Loss, Non-Conf, S Site, H Home A Away N Neutral

Average RPI Win:	217	WON-LOST	WINNING	LAST 10	STRENGTH OF	OPP. STRENGTH	TEAM	ADJ.	CONF.	ADJ CONF.
Average RPI Loss:	101	RECORD	PCT. RANK	GAMES	SCHEDULE	OF SCHEDULE	RPI	RPI	RPI	RPI
DIV. I ONLY	11- 10	172	6-4	111	145	145	145	21	21	
DIV. I NON-CONF.	5- 7	205	0-1	41	29	112	112	19	19	
TOTALS	RPI 1-25	RPI 26-50	W-L RECORDS	RPI 51-100	RPI 101-150	RPI 150+				
11- 10	1- 2	0- 1	OVERALL	0- 4	2- 1	8- 2				
4- 6	0- 1	0- 1	HOME	0- 3	1- 1	3- 0				
5- 3	1- 0	0- 0	AWAY	0- 1	0- 0	4- 2				
2- 1	0- 1	0- 0	NEUTRAL	0- 0	1- 0	1- 0				
5- 7	1- 2	0- 1	NON-CONFERENCE	0- 3	2- 0	2- 1				
1- 4	0- 1	0- 1	HOME	0- 2	1- 0	0- 0				
2- 2	1- 0	0- 0	AWAY	0- 1	0- 0	1- 1				
2- 1	0- 1	0- 0	NEUTRAL	0- 0	1- 0	1- 0				
6- 3	0- 0	0- 0	CONFERENCE	0- 1	0- 1	6- 1				
3- 2	0- 0	0- 0	HOME	0- 1	0- 1	3- 0				
3- 1	0- 0	0- 0	AWAY	0- 0	0- 0	3- 1				
0- 0	0- 0	0- 0	NEUTRAL	0- 0	0- 0	0- 0				

RPI 1-25				RPI 26-50				RPI 51-100				RPI 101+ Team's RPI: 145			
RPI	S	Opponent	Score	RPI	S	Opponent	Score	RPI	S	Opponent	Score	RPI	S	Opponent	Score
11	N	Mississippi St.	58 83	38	H	Marquette	47 60	52	H	South Dakota	60 66	114	N	Syracuse	79 73
19	H	DePaul	65 76					61	H	IUPUI	42 54	147	H	Missouri	72 64
20	A	Central Mich.	111 105					67	A	Marist	60 72	150	H	Wright St.	58 70
								89	H	South Dakota St.	55 60	199	N	Bowling Green	73 54
												200	A	Cleveland St.	74 54
												208	A	Youngstown St.	70 63
												232	H	Northern Ky.	65 44
												252	A	Maine	60 61
												266	H	Milwaukee	61 48
												273	A	Oakland	88 93
												314	A	Detroit Mercy	65 48
												337	H	UIC	73 36
												348	A	Chicago St.	102 46
LAST 10 Division I															
200	A	Cleveland St.	74 54	273	A	Oakland	88 93								
208	A	Youngstown St.	70 63	266	H	Milwaukee	61 48								
337	H	UIC	73 36	150	H	Wright St.	58 70								
61	H	IUPUI	42 54	232	H	Northern Ky.	65 44								
314	A	Detroit Mercy	65 48	89	H	South Dakota St.	55 60								

Non-Div I Games:

Green Bay

■ Loss,
■ Non-Conf, S Site,
■ Home
■ Away
N Neutral

RPI 1-25				RPI 26-50				RPI 51-100				RPI 101+				Team's RPI: 179			
RPI	S	Opponent	Score	RPI	S	Opponent	Score	RPI	S	Opponent	Score	RPI	S	Opponent	Score				
				31	A	Old Dominion	38 75					62	A	Alabama	64 61	112	H	Liberty	59 83
																119	N	Richmond	69 65
																129	H	Campbell	31 68
																168	H	Fla. Atlantic	63 64
																173	A	Furman	65 70
																180	H	Norfolk St.	56 77
																212	H	High Point	77 81
																225	H	UNC Asheville	68 59
																228	H	Gardner-Webb	63 58
																234	A	Chattanooga	84 55
																236	H	Radford	51 48
																241	N	Mt. St. Mary's	68 60
																259	A	Winthrop	66 72
																271	H	Longwood	72 55
																297	A	Presbyterian	71 42
																340	H	USC Upstate	60 40
																341	A	Charleston So.	64 59
LAST 10 Division I																			
				271	H	Longwood	72 55	236	H	Radford	51 48								
				212	H	High Point	77 81	297	A	Presbyterian	71 42								
				341	A	Charleston So.	64 59	228	H	Gardner-Webb	63 58								
				340	H	USC Upstate	60 40	225	H	UNC Asheville	68 59								
				129	H	Campbell	31 68	259	A	Winthrop	66 72								

Page 106

Hartford

Through Games Of Jan. 29, 2020

Average RPI Win:	0	WON-LOST	WINNING	LAST 10	STRENGTH OF	OPP. STRENGTH	TEAM	ADJ.	CONF.	ADJ CONF.
Average RPI Loss:	200	RECORD	PCT. RANK	GAMES	SCHEDULE	OF SCHEDULE	RPI	RPI	RPI	RPI
DIV. I ONLY	0- 21	349	0-10	234	308	345	345	28	28	
DIV. I NON-CONF.	0- 13	338	0-2	223	266	339	339	28	28	
TOTALS	RPI 1-25	RPI 26-50	W-L RECORDS	RPI 51-100	RPI 101-150	RPI 150+				
0- 21	0- 1	0- 0	OVERALL	0- 2	0- 5	0- 13				
0- 9	0- 0	0- 0	HOME	0- 0	0- 1	0- 8				
0- 12	0- 1	0- 0	AWAY	0- 2	0- 4	0- 5				
0- 0	0- 0	0- 0	NEUTRAL	0- 0	0- 0	0- 0				
0- 13	0- 1	0- 0	NON-CONFERENCE	0- 1	0- 5	0- 6				
0- 6	0- 0	0- 0	HOME	0- 0	0- 1	0- 5				
0- 7	0- 1	0- 0	AWAY	0- 1	0- 4	0- 1				
0- 0	0- 0	0- 0	NEUTRAL	0- 0	0- 0	0- 0				
0- 8	0- 0	0- 0	CONFERENCE	0- 1	0- 0	0- 7				
0- 3	0- 0	0- 0	HOME	0- 0	0- 0	0- 3				
0- 5	0- 0	0- 0	AWAY	0- 1	0- 0	0- 4				
0- 0	0- 0	0- 0	NEUTRAL	0- 0	0- 0	0- 0				

RPI 1-25				RPI 26-50				RPI 51-100				RPI 101+ Team's RPI: 345			
RPI	S	Opponent	Score	RPI	S	Opponent	Score	RPI	S	Opponent	Score	RPI	S	Opponent	Score
22	A	Princeton	42 73					83	A	Stony Brook	55 66	116	A	Penn	46 74
								93	A	Michigan St.	34 79	137	A	Northeastern	47 60
												139	H	Providence	57 75
												142	A	Massachusetts	48 74
												144	A	Harvard	44 53
												156	A	William & Mary	44 61
												182	H	Rhode Island	56 68
												183	H	Quinnipiac	50 87
												186	A	Binghamton	44 80
												209	H	UMass Lowell	63 68
												252	A	Maine	73 87
												264	A	New Hampshire	71 72
												295	H	Vermont	53 63
												302	H	Hofstra	41 43
												306	A	UMBC	54 61
												309	H	Albany (NY)	63 68
												330	H	NJIT	52 61
												344	H	Central Conn. St.	54 61
LAST 10 Division I															
186	A	Binghamton	44 80	209	H	UMass Lowell	63 68								
309	H	Albany (NY)	63 68	264	A	New Hampshire	71 72								
306	A	UMBC	54 61	252	A	Maine	73 87								
295	H	Vermont	53 63	183	H	Quinnipiac	50 87								
83	A	Stony Brook	55 66	344	H	Central Conn. St.	54 61								

Non-Div I Games:

Hartford

■ Loss,
 ■ Non-Conf,
 ■ S Site,
 ■ Home
 ■ A Away
 N Neutral

Average RPI Win: 211	WON-LOST	WINNING	LAST 10	STRENGTH OF	OPP. STRENGTH	TEAM	ADJ.	CONF.	ADJ CONF.
Average RPI Loss: 146	RECORD	PCT. RANK	GAMES	SCHEDULE	OF SCHEDULE	RPI	RPI	RPI	RPI
DIV. I ONLY	10- 5	77	7-3	300	92	144	144	8	8
DIV. I NON-CONF.	9- 4	84	6-2	303	80	134	134	8	8
TOTALS	RPI 1-25	RPI 26-50	W-L RECORDS	RPI 51-100	RPI 101-150	RPI 150+			
10- 5	0- 0	0- 1	OVERALL	0- 0	1- 1	9- 3			
5- 1	0- 0	0- 0	HOME	0- 0	1- 1	4- 0			
5- 3	0- 0	0- 1	AWAY	0- 0	0- 0	5- 2			
0- 1	0- 0	0- 0	NEUTRAL	0- 0	0- 0	0- 1			
9- 4	0- 0	0- 1	NON-CONFERENCE	0- 0	1- 1	8- 2			
4- 1	0- 0	0- 0	HOME	0- 0	1- 1	3- 0			
5- 2	0- 0	0- 1	AWAY	0- 0	0- 0	5- 1			
0- 1	0- 0	0- 0	NEUTRAL	0- 0	0- 0	0- 1			
1- 1	0- 0	0- 0	CONFERENCE	0- 0	0- 0	1- 1			
1- 0	0- 0	0- 0	HOME	0- 0	0- 0	1- 0			
0- 1	0- 0	0- 0	AWAY	0- 0	0- 0	0- 1			
0- 0	0- 0	0- 0	NEUTRAL	0- 0	0- 0	0- 0			

RPI S	Opponent	Score	RPI S	Opponent	Score	RPI S	Opponent	Score	RPI S	Opponent	Score	Team's RPI: 144
			36 A	Rutgers	46 74				127 H	California	56 53	
									137 H	Northeastern	44 46	
									158 A	Dartmouth	62 63	
									158 H	Dartmouth	64 49	
									168 A	Fla. Atlantic	65 51	
									182 H	Rhode Island	61 58	
									183 A	Quinnipiac	77 68	
									190 A	Boston U.	66 39	
									196 A	La Salle	69 75	
									201 N	Saint Joseph's	39 63	
									202 A	Northern Ill.	59 53	
									252 A	Maine	69 40	
									304 H	Siena	68 51	
									345 H	Hartford	53 44	
LAST 10 Division I												
			158 H	Dartmouth	64 49				252 A	Maine	69 40	
			158 A	Dartmouth	62 63				137 H	Northeastern	44 46	
			182 H	Rhode Island	61 58				183 A	Quinnipiac	77 68	
			168 A	Fla. Atlantic	65 51				190 A	Boston U.	66 39	
			201 N	Saint Joseph's	39 63				345 H	Hartford	53 44	

Non-Div I Games:

Harvard

Loss, Non-Conf, S Site, H Home A Away N Neutral

Average RPI Win:	217	WON-LOST	WINNING	LAST 10	STRENGTH OF	OPP. STRENGTH	TEAM	ADJ.	CONF.	ADJ CONF.
Average RPI Loss:	154	RECORD	PCT. RANK	GAMES	SCHEDULE	OF SCHEDULE	RPI	RPI	RPI	RPI
DIV. I ONLY	8- 10	208	4-6	142	202	184	184	27	27	
DIV. I NON-CONF.	5- 7	205	1-3	82	120	164	164	26	26	
TOTALS	RPI 1-25	RPI 26-50	W-L RECORDS	RPI 51-100	RPI 101-150	RPI 150+				
8- 10	0- 2	1- 0	OVERALL	0- 1	1- 2	6- 5				
5- 4	0- 1	1- 0	HOME	0- 0	0- 2	4- 1				
3- 6	0- 1	0- 0	AWAY	0- 1	1- 0	2- 4				
0- 0	0- 0	0- 0	NEUTRAL	0- 0	0- 0	0- 0				
5- 7	0- 2	1- 0	NON-CONFERENCE	0- 1	1- 2	3- 2				
3- 4	0- 1	1- 0	HOME	0- 0	0- 2	2- 1				
2- 3	0- 1	0- 0	AWAY	0- 1	1- 0	1- 1				
0- 0	0- 0	0- 0	NEUTRAL	0- 0	0- 0	0- 0				
3- 3	0- 0	0- 0	CONFERENCE	0- 0	0- 0	3- 3				
2- 0	0- 0	0- 0	HOME	0- 0	0- 0	2- 0				
1- 3	0- 0	0- 0	AWAY	0- 0	0- 0	1- 3				
0- 0	0- 0	0- 0	NEUTRAL	0- 0	0- 0	0- 0				

RPI 1-25				RPI 26-50				RPI 51-100				RPI 101+ Team's RPI: 184			
RPI	S	Opponent	Score	RPI	S	Opponent	Score	RPI	S	Opponent	Score	RPI	S	Opponent	Score
13	A	Oregon St.	32 64	30	H	Texas	73 60	97	A	Idaho	52 67	108	A	Washington	62 50
17	H	NC State	59 68									110	H	Texas Southern	57 74
												116	H	Penn	55 70
												185	A	UC Davis	49 62
												237	H	North Texas	60 66
												238	H	Cal St. Fullerton	79 72
												248	A	Pepperdine	52 51
												249	A	CSUN	54 58
												251	A	LMU (CA)	51 65
												256	H	San Diego St.	61 58
												262	A	Long Beach St.	55 62
												278	A	UC Riverside	65 59
												278	H	UC Riverside	80 57
												303	H	UTSA	62 50
LAST 10 Division I															
278	A	UC Riverside	65 59	249	A	CSUN	54 58								
262	A	Long Beach St.	55 62	116	H	Penn	55 70								
238	H	Cal St. Fullerton	79 72	97	A	Idaho	52 67								
278	H	UC Riverside	80 57	108	A	Washington	62 50								
185	A	UC Davis	49 62	13	A	Oregon St.	32 64								

Non-Div I Games: Hope Int'l 86 49

Hawaii

Average RPI Win:	279	WON-LOST	WINNING	LAST 10	STRENGTH OF	OPP. STRENGTH	TEAM	ADJ.	CONF.	ADJ CONF.
Average RPI Loss:	162	RECORD	PCT. RANK	GAMES	SCHEDULE	OF SCHEDULE	RPI	RPI	RPI	RPI
DIV. I ONLY	8- 11	219	6-4	225	320	212	212	26	26	
DIV. I NON-CONF.	2- 7	288	0	164	230	268	268	27	27	
TOTALS	RPI 1-25	RPI 26-50	W-L RECORDS	RPI 51-100	RPI 101-150	RPI 150+				
8- 11	0- 0	0- 1	OVERALL	0- 2	0- 2	8- 6				
4- 2	0- 0	0- 0	HOME	0- 1	0- 0	4- 1				
4- 9	0- 0	0- 1	AWAY	0- 1	0- 2	4- 5				
0- 0	0- 0	0- 0	NEUTRAL	0- 0	0- 0	0- 0				
2- 7	0- 0	0- 1	NON-CONFERENCE	0- 2	0- 1	2- 3				
1- 2	0- 0	0- 0	HOME	0- 1	0- 0	1- 1				
1- 5	0- 0	0- 1	AWAY	0- 1	0- 1	1- 2				
0- 0	0- 0	0- 0	NEUTRAL	0- 0	0- 0	0- 0				
6- 4	0- 0	0- 0	CONFERENCE	0- 0	0- 1	6- 3				
3- 0	0- 0	0- 0	HOME	0- 0	0- 0	3- 0				
3- 4	0- 0	0- 0	AWAY	0- 0	0- 1	3- 3				
0- 0	0- 0	0- 0	NEUTRAL	0- 0	0- 0	0- 0				

RPI 1-25	RPI 26-50	RPI 51-100	RPI 101+ Team's RPI: 212
RPI S Opponent Score	RPI S Opponent Score	RPI S Opponent Score	RPI S Opponent Score
	37 Duke 57 93	92 Butler 52 74	121 UNC Greensboro 70 82
		96 Davidson 63 73	129 Campbell 36 73
			172 American 48 56
			179 Hampton 81 77
			180 Norfolk St. 58 72
			225 UNC Asheville 60 76
			228 Gardner-Webb 57 70
			236 Radford 68 58
			240 ETSU 80 62
			245 Col. of Charleston 70 79
			259 Winthrop 63 69
			271 Longwood 76 69
			297 Presbyterian 60 55
			325 N.C. Central 78 58
			340 USC Upstate 85 46
			341 Charleston So. 84 70
LAST 10 Division I			
228 Gardner-Webb 57 70	225 UNC Asheville 60 76		
179 Hampton 81 77	236 Radford 68 58		
297 Presbyterian 60 55	340 USC Upstate 85 46		
271 Longwood 76 69	259 Winthrop 63 69		
341 Charleston So. 84 70	129 Campbell 36 73		

Non-Div I Games:

High Point

Loss, Non-Conf, S Site, H Home A Away N Neutral

Hofstra





Through Games Of Jan. 29, 2020

Average RPI Win: 246	WON-LOST	WINNING	LAST 10	STRENGTH OF	OPP. STRENGTH	TEAM	ADJ.	CONF.	ADJ CONF.
Average RPI Loss: 177	RECORD	PCT. RANK	GAMES	SCHEDULE	OF SCHEDULE	RPI	RPI	RPI	RPI
DIV. I ONLY	3- 15	323	1-9	156	327	302	302	14	14
DIV. I NON-CONF.	3- 8	268	1-2	213	350	306	306	14	14
TOTALS	RPI 1-25	RPI 26-50	W-L RECORDS	RPI 51-100	RPI 101-150	RPI 150+			
3- 15	0- 0	0- 1	OVERALL	0- 2	1- 1	2- 11			
2- 5	0- 0	0- 0	HOME	0- 1	1- 0	1- 4			
1- 8	0- 0	0- 1	AWAY	0- 1	0- 1	1- 5			
0- 2	0- 0	0- 0	NEUTRAL	0- 0	0- 0	0- 2			
3- 8	0- 0	0- 0	NON-CONFERENCE	0- 1	1- 0	2- 7			
2- 3	0- 0	0- 0	HOME	0- 1	1- 0	1- 2			
1- 3	0- 0	0- 0	AWAY	0- 0	0- 0	1- 3			
0- 2	0- 0	0- 0	NEUTRAL	0- 0	0- 0	0- 2			
0- 7	0- 0	0- 1	CONFERENCE	0- 1	0- 1	0- 4			
0- 2	0- 0	0- 0	HOME	0- 0	0- 0	0- 2			
0- 5	0- 0	0- 1	AWAY	0- 1	0- 1	0- 2			
0- 0	0- 0	0- 0	NEUTRAL	0- 0	0- 0	0- 0			

RPI 1-25				RPI 26-50				RPI 51-100				RPI 101+				Team's RPI: 302	
RPI	S	Opponent	Score	RPI	S	Opponent	Score	RPI	S	Opponent	Score	RPI	S	Opponent	Score		
				44	A	James Madison	50 92					129	H	Campbell	58 55		
								70	A	Drexel	54 74	137	A	Northeastern	51 74		
								83	H	Stony Brook	38 81	153	H	Elon	56 69		
												156	H	William & Mary	53 66		
												160	N	Houston	44 54		
												164	N	Samford	45 65		
												174	A	Towson	71 84		
												200	H	Cleveland St.	51 61		
												230	A	Delaware	59 80		
												235	A	Fairfield	64 73		
												239	H	Howard	64 73		
												263	H	Morgan St.	51 39		
												268	A	Sacred Heart	44 71		
												345	A	Hartford	43 41		
												347	A	LIU Brooklyn	46 85		
LAST 10 Division I																	
				174	A	Towson	71 84					230	A	Delaware	59 80		
				44	A	James Madison	50 92					137	A	Northeastern	51 74		
				153	H	Elon	56 69					164	N	Samford	45 65		
				156	H	William & Mary	53 66					160	N	Houston	44 54		
				70	A	Drexel	54 74					129	H	Campbell	58 55		

Non-Div I Games:

Hofstra

 Loss,  Non-Conf, S Site,  Home  Away N Neutral

Holy Cross

Through Games Of Jan. 29, 2020

Average RPI Win:	225	WON-LOST	WINNING	LAST 10	STRENGTH OF	OPP. STRENGTH	TEAM	ADJ.	CONF.	ADJ CONF.
Average RPI Loss:	155	RECORD	PCT. RANK	GAMES	SCHEDULE	OF SCHEDULE	RPI	RPI	RPI	RPI
DIV. I ONLY	13- 7	88	7-3	243	189	115	115	15	15	
DIV. I NON-CONF.	7- 4	100	1-0	234	234	105	105	16	16	
TOTALS	RPI 1-25	RPI 26-50	W-L RECORDS	RPI 51-100	RPI 101-150	RPI 150+				
13- 7	0- 0	0- 0	OVERALL	1- 2	1- 2	11- 3				
7- 1	0- 0	0- 0	HOME	1- 1	0- 0	6- 0				
6- 6	0- 0	0- 0	AWAY	0- 1	1- 2	5- 3				
0- 0	0- 0	0- 0	NEUTRAL	0- 0	0- 0	0- 0				
7- 4	0- 0	0- 0	NON-CONFERENCE	1- 1	0- 2	6- 1				
4- 0	0- 0	0- 0	HOME	1- 0	0- 0	3- 0				
3- 4	0- 0	0- 0	AWAY	0- 1	0- 2	3- 1				
0- 0	0- 0	0- 0	NEUTRAL	0- 0	0- 0	0- 0				
6- 3	0- 0	0- 0	CONFERENCE	0- 1	1- 0	5- 2				
3- 1	0- 0	0- 0	HOME	0- 1	0- 0	3- 0				
3- 2	0- 0	0- 0	AWAY	0- 0	1- 0	2- 2				
0- 0	0- 0	0- 0	NEUTRAL	0- 0	0- 0	0- 0				

RPI 1-25				RPI 26-50				RPI 51-100				RPI 101+				Team's RPI: 115	
RPI	S	Opponent	Score	RPI	S	Opponent	Score	RPI	S	Opponent	Score	RPI	S	Opponent	Score		
								64	H	Bucknell	40	51	142	A	Massachusetts	72	75
								78	A	North Florida	60	80	143	A	Lehigh	74	57
								90	H	Boston College	80	71	148	A	Illinois	75	78
													167	H	Merrimack	68	42
													172	H	American	72	59
													181	H	Lafayette	57	56
													182	A	Rhode Island	58	73
													190	A	Boston U.	70	76
													221	A	Brown	83	71
													258	A	Stetson	75	63
													264	H	New Hampshire	82	61
													268	A	Sacred Heart	65	52
													280	A	Navy	58	49
													280	H	Navy	57	43
													282	A	Loyola Maryland	64	56
													284	A	Army West Point	48	61
													313	H	Bryant	87	75
LAST 10 Division I																	
280	H	Navy	57	43	64	H	Bucknell	40	51								
190	A	Boston U.	70	76	181	H	Lafayette	57	56								
143	A	Lehigh	74	57	280	A	Navy	58	49								
172	H	American	72	59	282	A	Loyola Maryland	64	56								
284	A	Army West Point	48	61	258	A	Stetson	75	63								

Non-Div I Games:

Holy Cross

Loss, Non-Conf, S Site, H Home A Away N Neutral

Average RPI Win:	226	WON-LOST	WINNING	LAST 10	STRENGTH OF	OPP. STRENGTH	TEAM	ADJ.	CONF.	ADJ CONF.
Average RPI Loss:	92	RECORD	PCT. RANK	GAMES	SCHEDULE	OF SCHEDULE	RPI	RPI	RPI	RPI
DIV. I ONLY	10- 11	191	5-5	103	97	160	160	9	9	
DIV. I NON-CONF.	7- 7	164	2-1	162	133	172	172	9	9	
TOTALS	RPI 1-25	RPI 26-50	W-L RECORDS	RPI 51-100	RPI 101-150	RPI 150+				
10- 11	0- 2	1- 1	OVERALL	0- 3	0- 3	9- 2				
8- 2	0- 0	1- 1	HOME	0- 1	0- 0	7- 0				
0- 7	0- 2	0- 0	AWAY	0- 2	0- 2	0- 1				
2- 2	0- 0	0- 0	NEUTRAL	0- 0	0- 1	2- 1				
7- 7	0- 1	1- 1	NON-CONFERENCE	0- 1	0- 2	6- 2				
5- 1	0- 0	1- 1	HOME	0- 0	0- 0	4- 0				
0- 4	0- 1	0- 0	AWAY	0- 1	0- 1	0- 1				
2- 2	0- 0	0- 0	NEUTRAL	0- 0	0- 1	2- 1				
3- 4	0- 1	0- 0	CONFERENCE	0- 2	0- 1	3- 0				
3- 1	0- 0	0- 0	HOME	0- 1	0- 0	3- 0				
0- 3	0- 1	0- 0	AWAY	0- 1	0- 1	0- 0				
0- 0	0- 0	0- 0	NEUTRAL	0- 0	0- 0	0- 0				

RPI 1-25				RPI 26-50				RPI 51-100				RPI 101+ Team's RPI: 160			
RPI	S	Opponent	Score	RPI	S	Opponent	Score	RPI	S	Opponent	Score	RPI	S	Opponent	Score
8	A	UConn	51 91	34	H	FGCU	45 57	53	H	Temple	58 61	105	A	Cincinnati	66 85
18	A	Texas A&M	43 72	47	H	Oklahoma	85 69	56	A	Georgia Tech	38 69	114	N	Syracuse	62 87
								74	A	South Fla.	45 74	124	A	Fordham	54 63
												170	H	Wichita St.	64 56
												178	H	Memphis	75 65
												189	A	New Mexico	71 81
												198	H	Southern Miss.	75 60
												229	H	Southeastern La.	78 65
												233	N	San Francisco	57 80
												255	H	Louisiana Tech	67 53
												270	H	East Carolina	72 63
												294	N	California Baptist	96 75
												302	N	Hofstra	54 44
												317	H	Houston Baptist	82 60
LAST 10 Division I															
				74	A	South Fla.	45 74	53	H	Temple	58 61				
				170	H	Wichita St.	64 56	178	H	Memphis	75 65				
				105	A	Cincinnati	66 85	124	A	Fordham	54 63				
				270	H	East Carolina	72 63	302	N	Hofstra	54 44				
				8	A	UConn	51 91	198	H	Southern Miss.	75 60				

Non-Div I Games:

Houston

■ Loss,
 ■ Non-Conf,
 ■ S Site,
 ■ H Home
 ■ A Away
 N Neutral

Houston Baptist

Through Games Of Jan. 29, 2020

Average RPI Win:	308	WON-LOST	WINNING	LAST 10	STRENGTH OF	OPP. STRENGTH	TEAM	ADJ.	CONF.	ADJ CONF.
Average RPI Loss:	199	RECORD	PCT. RANK	GAMES	SCHEDULE	OF SCHEDULE	RPI	RPI	RPI	RPI
DIV. I ONLY	3- 13	316	1-9	308	293	317	317	23	23	
DIV. I NON-CONF.	2- 5	259	0-1	154	261	199	199	20	20	
TOTALS	RPI 1-25	RPI 26-50	W-L RECORDS	RPI 51-100	RPI 101-150	RPI 150+				
3- 13	0- 1	0- 0	OVERALL	0- 0	0- 1	3- 11				
0- 5	0- 0	0- 0	HOME	0- 0	0- 1	0- 4				
3- 8	0- 1	0- 0	AWAY	0- 0	0- 0	3- 7				
0- 0	0- 0	0- 0	NEUTRAL	0- 0	0- 0	0- 0				
2- 5	0- 1	0- 0	NON-CONFERENCE	0- 0	0- 0	2- 4				
0- 1	0- 0	0- 0	HOME	0- 0	0- 0	0- 1				
2- 4	0- 1	0- 0	AWAY	0- 0	0- 0	2- 3				
0- 0	0- 0	0- 0	NEUTRAL	0- 0	0- 0	0- 0				
1- 8	0- 0	0- 0	CONFERENCE	0- 0	0- 1	1- 7				
0- 4	0- 0	0- 0	HOME	0- 0	0- 1	0- 3				
1- 4	0- 0	0- 0	AWAY	0- 0	0- 0	1- 4				
0- 0	0- 0	0- 0	NEUTRAL	0- 0	0- 0	0- 0				

RPI 1-25				RPI 26-50				RPI 51-100				RPI 101+ Team's RPI: 317			
RPI	S	Opponent	Score	RPI	S	Opponent	Score	RPI	S	Opponent	Score	RPI	S	Opponent	Score
7	A	Baylor	42 112									111	H	SFA	42 59
												154	A	Texas Tech	51 59
												160	A	Houston	60 82
												162	H	Sam Houston St.	69 97
												170	A	Wichita St.	42 59
												195	H	Northern Ariz.	62 79
												215	A	Lamar University	53 60
												217	A	Central Ark.	39 63
												229	H	Southeastern La.	59 69
												253	A	Oral Roberts	74 73
												293	H	Nicholls St.	78 84
												324	A	Incarinate Word	60 55
												328	A	McNeese	72 88
												342	A	Northwestern St.	60 69
												346	A	La.-Monroe	72 65
LAST 10 Division I															
324	A	Incarinate Word	60 55	342	A	Northwestern St.	60 69								
328	A	McNeese	72 88	217	A	Central Ark.	39 63								
293	H	Nicholls St.	78 84	229	H	Southeastern La.	59 69								
162	H	Sam Houston St.	69 97	111	H	SFA	42 59								
215	A	Lamar University	53 60	154	A	Texas Tech	51 59								

Non-Div I Games: LSU-Shreveport 67 44 Paul Quinn 63 34

Houston Baptist

Loss, Non-Conf, S Site, H Home A Away N Neutral

Average RPI Win: 304	WON-LOST	WINNING	LAST 10	STRENGTH OF	OPP. STRENGTH	TEAM	ADJ.	CONF.	ADJ CONF.
Average RPI Loss: 136	RECORD	PCT. RANK	GAMES	SCHEDULE	OF SCHEDULE	RPI	RPI	RPI	RPI
DIV. I ONLY	12- 8	114	6-4	344	296	239	239	30	30
DIV. I NON-CONF.	8- 5	117	2-1	300	244	178	178	31	31

TOTALS	RPI 1-25	RPI 26-50	W-L RECORDS	RPI 51-100	RPI 101-150	RPI 150+			
12- 8	0- 0	0- 0	OVERALL	0- 3	0- 1	12- 4			
5- 3	0- 0	0- 0	HOME	0- 0	0- 0	5- 3			
7- 3	0- 0	0- 0	AWAY	0- 2	0- 0	7- 1			
0- 2	0- 0	0- 0	NEUTRAL	0- 1	0- 1	0- 0			
8- 5	0- 0	0- 0	NON-CONFERENCE	0- 3	0- 1	8- 1			
3- 1	0- 0	0- 0	HOME	0- 0	0- 0	3- 1			
5- 2	0- 0	0- 0	AWAY	0- 2	0- 0	5- 0			
0- 2	0- 0	0- 0	NEUTRAL	0- 1	0- 1	0- 0			
4- 3	0- 0	0- 0	CONFERENCE	0- 0	0- 0	4- 3			
2- 2	0- 0	0- 0	HOME	0- 0	0- 0	2- 2			
2- 1	0- 0	0- 0	AWAY	0- 0	0- 0	2- 1			
0- 0	0- 0	0- 0	NEUTRAL	0- 0	0- 0	0- 0			

RPI 1-25				RPI 26-50				RPI 51-100				RPI 101+ Team's RPI: 239					
RPI	S	Opponent	Score	RPI	S	Opponent	Score	RPI	S	Opponent	Score	RPI	S	Opponent	Score		
								51	A	Tennessee	38	88	108	N	Washington	58	75
								64	N	Bucknell	60	70	151	H	Bethune-Cookman	59	75
								74	A	South Fla.	53	82	180	H	Norfolk St.	80	83
													196	H	La Salle	62	78
													216	A	George Mason	86	75
													231	H	Niagara	91	42
													263	A	Morgan St.	67	74
													270	A	East Carolina	67	51
													282	A	Loyola Maryland	75	69
													302	A	Hofstra	73	64
													306	A	UMBC	72	61
													326	A	UMES	79	58
													332	H	Fairleigh Dickinson	64	56
													335	H	Saint Peter's	92	80
													343	A	Coppin St.	66	54
													349	H	South Carolina St.	78	47
													350	H	Florida A&M	72	58

LAST 10 Division I																	
				343	A	Coppin St.	66	54					151	H	Bethune-Cookman	59	75
				350	H	Florida A&M	72	58					326	A	UMES	79	58
				263	A	Morgan St.	67	74					51	A	Tennessee	38	88
				349	H	South Carolina St.	78	47					216	A	George Mason	86	75
				180	H	Norfolk St.	80	83					270	A	East Carolina	67	51

Non-Div I Games:

Howard

Average RPI Win:	196	WON-LOST	WINNING	LAST 10	STRENGTH OF	OPP. STRENGTH	TEAM	ADJ.	CONF.	ADJ CONF.
Average RPI Loss:	97	RECORD	PCT. RANK	GAMES	SCHEDULE	OF SCHEDULE	RPI	RPI	RPI	RPI
DIV. I ONLY	13- 6	69	9-1	135	160	61	61	21	21	
DIV. I NON-CONF.	5- 5	164	1-0	46	35	64	64	19	19	
TOTALS	RPI 1-25	RPI 26-50	W-L RECORDS	RPI 51-100	RPI 101-150	RPI 150+				
13- 6	0- 0	1- 0	OVERALL	2- 5	2- 0	8- 1				
7- 0	0- 0	0- 0	HOME	2- 0	1- 0	4- 0				
4- 6	0- 0	0- 0	AWAY	0- 5	1- 0	3- 1				
2- 0	0- 0	1- 0	NEUTRAL	0- 0	0- 0	1- 0				
5- 5	0- 0	1- 0	NON-CONFERENCE	2- 5	0- 0	2- 0				
3- 0	0- 0	0- 0	HOME	2- 0	0- 0	1- 0				
0- 5	0- 0	0- 0	AWAY	0- 5	0- 0	0- 0				
2- 0	0- 0	1- 0	NEUTRAL	0- 0	0- 0	1- 0				
8- 1	0- 0	0- 0	CONFERENCE	0- 0	2- 0	6- 1				
4- 0	0- 0	0- 0	HOME	0- 0	1- 0	3- 0				
4- 1	0- 0	0- 0	AWAY	0- 0	1- 0	3- 1				
0- 0	0- 0	0- 0	NEUTRAL	0- 0	0- 0	0- 0				

RPI S	Opponent	Score	RPI S	Opponent	Score	RPI S	Opponent	Score	RPI S	Opponent	Score
42 N	St. John's (NY)	85 78	58 A	UNI	50 51	145 A	Green Bay	54 42	150 H	Wright St.	80 60
			60 A	Miami (FL)	65 74	153 N	Elon	59 53	200 A	Cleveland St.	78 53
			73 H	Ball St.	65 48	208 A	Youngstown St.	73 75	232 H	Northern Ky.	89 61
			75 A	Ohio	64 70	266 A	Milwaukee	75 52	273 H	Oakland	76 41
			87 A	UT Martin	51 57	277 H	Eastern Ky.	72 42	314 H	Detroit Mercy	82 45
			91 H	Southern Ill.	81 78	337 A	UIC	88 49			
			92 A	Butler	61 64						
LAST 10 Division I											
337 A	UIC	88 49	314 H	Detroit Mercy	82 45						
266 A	Milwaukee	75 52	273 H	Oakland	76 41						
145 A	Green Bay	54 42	200 A	Cleveland St.	78 53						
150 H	Wright St.	80 60	208 A	Youngstown St.	73 75						
232 H	Northern Ky.	89 61	277 H	Eastern Ky.	72 42						

Non-Div I Games: Ind.-Northwest 103 45

IUPUI

■ Loss,
 ■ Non-Conf,
 ■ S Site,
 ■ Home
 ■ A Away
 N Neutral

Idaho

Through Games Of Jan. 29, 2020

Average RPI Win:	230	WON-LOST	WINNING	LAST 10	STRENGTH OF	OPP. STRENGTH	TEAM	ADJ.	CONF.	ADJ CONF.
Average RPI Loss:	111	RECORD	PCT. RANK	GAMES	SCHEDULE	OF SCHEDULE	RPI	RPI	RPI	RPI
DIV. I ONLY	12- 5	54	8-2	228	159	97	97	20	20	
DIV. I NON-CONF.	5- 4	140	1-1	174	98	110	110	17	17	
TOTALS	RPI 1-25	RPI 26-50	W-L RECORDS	RPI 51-100	RPI 101-150	RPI 150+				
12- 5	0- 0	0- 2	OVERALL	0- 1	2- 0	10- 2				
6- 0	0- 0	0- 0	HOME	0- 0	0- 0	6- 0				
6- 3	0- 0	0- 1	AWAY	0- 1	2- 0	4- 1				
0- 2	0- 0	0- 1	NEUTRAL	0- 0	0- 0	0- 1				
5- 4	0- 0	0- 2	NON-CONFERENCE	0- 1	1- 0	4- 1				
2- 0	0- 0	0- 0	HOME	0- 0	0- 0	2- 0				
3- 2	0- 0	0- 1	AWAY	0- 1	1- 0	2- 0				
0- 2	0- 0	0- 1	NEUTRAL	0- 0	0- 0	0- 1				
7- 1	0- 0	0- 0	CONFERENCE	0- 0	1- 0	6- 1				
4- 0	0- 0	0- 0	HOME	0- 0	0- 0	4- 0				
3- 1	0- 0	0- 0	AWAY	0- 0	1- 0	2- 1				
0- 0	0- 0	0- 0	NEUTRAL	0- 0	0- 0	0- 0				

RPI S	Opponent	Score	RPI S	Opponent	Score	RPI S	Opponent	Score	RPI S	Opponent	Score
31	N Old Dominion	55 67	48	A Oklahoma St.	47 62	74	A South Fla.	64 67	118	A Montana St.	69 68
									146	A San Diego	65 32
									184	H Hawaii	67 52
									187	A Portland St.	53 74
									197	H Montana	52 51
									210	A Northern Colo.	57 46
									215	N Lamar University	44 47
									218	A Southern Utah	71 56
									233	A San Francisco	66 60
									257	H Idaho St.	62 56
									269	H Colorado St.	61 54
									296	H Eastern Wash.	69 60
									301	H Weber St.	70 50
									331	A Seattle U	90 84
LAST 10 Division I											
218	A Southern Utah	71 56	187	A Portland St.	53 74						
210	A Northern Colo.	57 46	301	H Weber St.	70 50						
197	H Montana	52 51	257	H Idaho St.	62 56						
296	H Eastern Wash.	69 60	184	H Hawaii	67 52						
118	A Montana St.	69 68	74	A South Fla.	64 67						

Non-Div I Games:

Idaho

■ Loss,
 ■ Non-Conf, S Site,
 ■ Home
 ■ Away
 N Neutral

Average RPI Win:	296	WON-LOST	WINNING	LAST 10	STRENGTH OF	OPP. STRENGTH	TEAM	ADJ.	CONF.	ADJ CONF.
Average RPI Loss:	151	RECORD	PCT. RANK	GAMES	SCHEDULE	OF SCHEDULE	RPI	RPI	RPI	RPI
DIV. I ONLY	6- 10	248	4-6	286	191	257	257	20	20	
DIV. I NON-CONF.	2- 5	259	0-1	267	159	278	278	17	17	
TOTALS	RPI 1-25	RPI 26-50	W-L RECORDS	RPI 51-100	RPI 101-150	RPI 150+				
6- 10	0- 0	0- 3	OVERALL	0- 1	0- 1	6- 5				
2- 3	0- 0	0- 0	HOME	0- 0	0- 0	2- 3				
4- 7	0- 0	0- 3	AWAY	0- 1	0- 1	4- 2				
0- 0	0- 0	0- 0	NEUTRAL	0- 0	0- 0	0- 0				
2- 5	0- 0	0- 3	NON-CONFERENCE	0- 0	0- 0	2- 2				
1- 1	0- 0	0- 0	HOME	0- 0	0- 0	1- 1				
1- 4	0- 0	0- 3	AWAY	0- 0	0- 0	1- 1				
0- 0	0- 0	0- 0	NEUTRAL	0- 0	0- 0	0- 0				
4- 5	0- 0	0- 0	CONFERENCE	0- 1	0- 1	4- 3				
1- 2	0- 0	0- 0	HOME	0- 0	0- 0	1- 2				
3- 3	0- 0	0- 0	AWAY	0- 1	0- 1	3- 1				
0- 0	0- 0	0- 0	NEUTRAL	0- 0	0- 0	0- 0				

RPI 1-25				RPI 26-50				RPI 51-100				RPI 101+				Team's RPI: 257	
RPI	S	Opponent	Score	RPI	S	Opponent	Score	RPI	S	Opponent	Score	RPI	S	Opponent	Score		
				28	A	Arizona St.	69 74	97	A	Idaho	56 62	118	A	Montana St.	59 67		
				37	A	Duke	66 85					187	H	Portland St.	64 69		
				48	A	Oklahoma St.	52 70					195	H	Northern Ariz.	59 70		
												197	A	Montana	67 53		
												218	A	Southern Utah	65 72		
												288	A	Utah St.	61 69		
												294	H	California Baptist	68 74		
												296	A	Eastern Wash.	67 47		
												301	A	Weber St.	65 54		
												320	H	Sacramento St.	80 62		
												329	A	Utah Valley	88 61		
												331	H	Seattle U	73 48		
LAST 10 Division I																	
				118	A	Montana St.	59 67	218	A	Southern Utah	65 72						
				197	A	Montana	67 53	320	H	Sacramento St.	80 62						
				187	H	Portland St.	64 69	296	A	Eastern Wash.	67 47						
				301	A	Weber St.	65 54	97	A	Idaho	56 62						
				195	H	Northern Ariz.	59 70	288	A	Utah St.	61 69						

Non-Div I Games: Arizona Christian 93 36 Montana Tech 83 57

Idaho St.

Average RPI Win:	226	WON-LOST	WINNING	LAST 10	STRENGTH OF	OPP. STRENGTH	TEAM	ADJ.	CONF.	ADJ CONF.
Average RPI Loss:	31	RECORD	PCT. RANK	GAMES	SCHEDULE	OF SCHEDULE	RPI	RPI	RPI	RPI
DIV. I ONLY	10- 9	164	3-7	98	55	148	148	2	2	
DIV. I NON-CONF.	9- 2	38	2-0	319	251	160	160	2	2	
TOTALS	RPI 1-25	RPI 26-50	W-L RECORDS	RPI 51-100	RPI 101-150	RPI 150+				
10- 9	0- 5	0- 2	OVERALL	1- 2	2- 0	7- 0				
9- 4	0- 2	0- 1	HOME	1- 1	1- 0	7- 0				
1- 5	0- 3	0- 1	AWAY	0- 1	1- 0	0- 0				
0- 0	0- 0	0- 0	NEUTRAL	0- 0	0- 0	0- 0				
9- 2	0- 0	0- 0	NON-CONFERENCE	0- 2	2- 0	7- 0				
8- 1	0- 0	0- 0	HOME	0- 1	1- 0	7- 0				
1- 1	0- 0	0- 0	AWAY	0- 1	1- 0	0- 0				
0- 0	0- 0	0- 0	NEUTRAL	0- 0	0- 0	0- 0				
1- 7	0- 5	0- 2	CONFERENCE	1- 0	0- 0	0- 0				
1- 3	0- 2	0- 1	HOME	1- 0	0- 0	0- 0				
0- 4	0- 3	0- 1	AWAY	0- 0	0- 0	0- 0				
0- 0	0- 0	0- 0	NEUTRAL	0- 0	0- 0	0- 0				

RPI	S	Opponent	Score	RPI	S	Opponent	Score	RPI	S	Opponent	Score	RPI	S	Opponent	Score	Team's RPI: 148
5	A	Iowa	72 108	27	A	Purdue	67 81	57	A	North Carolina	60 85	115	H	Holy Cross	78 75	
9	H	Maryland	60 79	36	H	Rutgers	51 75	68	H	Minnesota	74 71	147	A	Missouri	58 51	
12	A	Indiana	42 83					94	H	Illinois St.	58 74	167	H	Merrimack	75 72	
15	H	Northwestern	50 77									175	H	Austin Peay	76 62	
25	A	Ohio St.	47 77									297	H	Presbyterian	71 52	
												313	H	Bryant	69 55	
												315	H	Evansville	59 44	
												318	H	Ark.-Pine Bluff	65 50	
												348	H	Chicago St.	96 66	
LAST 10 Division I																
9	H	Maryland	60 79	12	A	Indiana	42 83									
25	A	Ohio St.	47 77	5	A	Iowa	72 108									
27	A	Purdue	67 81	15	H	Northwestern	50 77									
68	H	Minnesota	74 71	147	A	Missouri	58 51									
36	H	Rutgers	51 75	315	H	Evansville	59 44									

Non-Div I Games:

Illinois

Average RPI Win:	194	WON-LOST	WINNING	LAST 10	STRENGTH OF	OPP. STRENGTH	TEAM	ADJ.	CONF.	ADJ CONF.
Average RPI Loss:	84	RECORD	PCT. RANK	GAMES	SCHEDULE	OF SCHEDULE	RPI	RPI	RPI	RPI
DIV. I ONLY	11- 6	93	6-4	137	130	94	94	7	7	
DIV. I NON-CONF.	7- 3	80	2-1	169	173	67	67	7	7	
TOTALS	RPI 1-25	RPI 26-50	W-L RECORDS	RPI 51-100	RPI 101-150	RPI 150+				
11- 6	0- 0	0- 2	OVERALL	2- 1	1- 2	8- 1				
8- 1	0- 0	0- 1	HOME	2- 0	0- 0	6- 0				
3- 5	0- 0	0- 1	AWAY	0- 1	1- 2	2- 1				
0- 0	0- 0	0- 0	NEUTRAL	0- 0	0- 0	0- 0				
7- 3	0- 0	0- 1	NON-CONFERENCE	1- 0	1- 1	5- 1				
5- 0	0- 0	0- 0	HOME	1- 0	0- 0	4- 0				
2- 3	0- 0	0- 1	AWAY	0- 0	1- 1	1- 1				
0- 0	0- 0	0- 0	NEUTRAL	0- 0	0- 0	0- 0				
4- 3	0- 0	0- 1	CONFERENCE	1- 1	0- 1	3- 0				
3- 1	0- 0	0- 1	HOME	1- 0	0- 0	2- 0				
1- 2	0- 0	0- 0	AWAY	0- 1	0- 1	1- 0				
0- 0	0- 0	0- 0	NEUTRAL	0- 0	0- 0	0- 0				

RPI 1-25				RPI 26-50				RPI 51-100				Team's RPI: 94		RPI 101+			
RPI	S	Opponent	Score	RPI	S	Opponent	Score	RPI	S	Opponent	Score			RPI	S	Opponent	Score
				32	H	Drake	67 69	55	A	Bradley	61 76			101	A	Saint Louis	56 61
				38	A	Marquette	41 58	58	H	UNI	65 57			104	A	Loyola Chicago	64 69
								87	H	UT Martin	70 47			148	A	Illinois	74 58
														161	H	Jackson St.	77 55
														165	A	Valparaiso	72 60
														175	A	Austin Peay	72 77
														193	A	North Dakota	66 58
														202	H	Northern Ill.	69 66
														207	H	Western Ill.	78 65
														272	H	Indiana St.	83 69
														315	H	Evansville	81 58
														321	H	SIUE	74 53
LAST 10 Division I																	
				58	H	UNI	65 57	315	H	Evansville	81 58						
				32	H	Drake	67 69	272	H	Indiana St.	83 69						
				104	A	Loyola Chicago	64 69	175	A	Austin Peay	72 77						
				165	A	Valparaiso	72 60	161	H	Jackson St.	77 55						
				55	A	Bradley	61 76	321	H	SIUE	74 53						

Non-Div I Games: Truman 87 60

Illinois St.

Average RPI Win:	295	WON-LOST	WINNING	LAST 10	STRENGTH OF	OPP. STRENGTH	TEAM	ADJ.	CONF.	ADJ CONF.
Average RPI Loss:	198	RECORD	PCT. RANK	GAMES	SCHEDULE	OF SCHEDULE	RPI	RPI	RPI	RPI
DIV. I ONLY	4- 10	284	4-6	340	258	324	324	23	23	
DIV. I NON-CONF.	0- 5	338	0-1	309	228	346	346	20	20	
TOTALS	RPI 1-25	RPI 26-50	W-L RECORDS	RPI 51-100	RPI 101-150	RPI 150+				
4- 10	0- 0	0- 0	OVERALL	0- 1	0- 3	4- 6				
2- 5	0- 0	0- 0	HOME	0- 0	0- 1	2- 4				
2- 5	0- 0	0- 0	AWAY	0- 1	0- 2	2- 2				
0- 0	0- 0	0- 0	NEUTRAL	0- 0	0- 0	0- 0				
0- 5	0- 0	0- 0	NON-CONFERENCE	0- 1	0- 1	0- 3				
0- 1	0- 0	0- 0	HOME	0- 0	0- 0	0- 1				
0- 4	0- 0	0- 0	AWAY	0- 1	0- 1	0- 2				
0- 0	0- 0	0- 0	NEUTRAL	0- 0	0- 0	0- 0				
4- 5	0- 0	0- 0	CONFERENCE	0- 0	0- 2	4- 3				
2- 4	0- 0	0- 0	HOME	0- 0	0- 1	2- 3				
2- 1	0- 0	0- 0	AWAY	0- 0	0- 1	2- 0				
0- 0	0- 0	0- 0	NEUTRAL	0- 0	0- 0	0- 0				

RPI S	Opponent	Score	RPI S	Opponent	Score	RPI S	Opponent	Score	RPI S	Opponent	Score
						75	A Ohio	41 78	111	A SFA	45 67
									125	H A&M-Corpus Christi	38 64
									149	A Kansas St.	41 85
									155	H New Orleans	55 67
									215	A Lamar University	67 48
									217	H Central Ark.	37 47
									256	H San Diego St.	48 57
									269	A Colorado St.	47 75
									293	H Nicholls St.	53 51
									303	A UTSA	56 63
									317	H Houston Baptist	55 60
									328	H McNeese	73 56
									342	A Northwestern St.	69 67
LAST 10 Division I											
317	H	Houston Baptist	55	60	155	H	New Orleans	55	67		
125	H	A&M-Corpus Christi	38	64	342	A	Northwestern St.	69	67		
215	A	Lamar University	67	48	293	H	Nicholls St.	53	51		
111	A	SFA	45	67	256	H	San Diego St.	48	57		
328	H	McNeese	73	56	217	H	Central Ark.	37	47		

Non-Div I Games: Schreiner 70 35 Tex. A&M Int'l 55 38 Paul Quinn 79 62 UNKNOWN 74 52 Incarnate Word

Indiana

Through Games Of Jan. 29, 2020

Average RPI Win:	120	WON-LOST	WINNING	LAST 10	STRENGTH OF	OPP. STRENGTH	TEAM	ADJ.	CONF.	ADJ CONF.
Average RPI Loss:	8	RECORD	PCT. RANK	GAMES	SCHEDULE	OF SCHEDULE	RPI	RPI	RPI	RPI
DIV. I ONLY	16- 5	43	6-4	5	12	12	12	2	2	
DIV. I NON-CONF.	10- 2	30	0-1	10	27	10	10	2	2	
TOTALS	RPI 1-25	RPI 26-50	W-L RECORDS	RPI 51-100	RPI 101-150	RPI 150+				
16- 5	1- 5	2- 0	OVERALL	6- 0	2- 0	5- 0				
9- 2	0- 2	1- 0	HOME	3- 0	1- 0	4- 0				
5- 2	0- 2	1- 0	AWAY	2- 0	1- 0	1- 0				
2- 1	1- 1	0- 0	NEUTRAL	1- 0	0- 0	0- 0				
10- 2	1- 2	0- 0	NON-CONFERENCE	4- 0	1- 0	4- 0				
5- 1	0- 1	0- 0	HOME	1- 0	0- 0	4- 0				
3- 0	0- 0	0- 0	AWAY	2- 0	1- 0	0- 0				
2- 1	1- 1	0- 0	NEUTRAL	1- 0	0- 0	0- 0				
6- 3	0- 3	2- 0	CONFERENCE	2- 0	1- 0	1- 0				
4- 1	0- 1	1- 0	HOME	2- 0	1- 0	0- 0				
2- 2	0- 2	1- 0	AWAY	0- 0	0- 0	1- 0				
0- 0	0- 0	0- 0	NEUTRAL	0- 0	0- 0	0- 0				

RPI	S	Opponent	Score	RPI	S	Opponent	Score	RPI	S	Opponent	Score	RPI	S	Opponent	Score
1	N	South Carolina	71 57	27	H	Purdue	66 48	60	A	Miami (FL)	58 45	131	A	Florida	73 49
5	A	Iowa	85 91	36	A	Rutgers	66 56	68	H	Minnesota	65 52	148	H	Illinois	83 42
6	H	UCLA	58 68					78	H	North Florida	72 45	161	H	Jackson St.	91 51
7	N	Baylor	62 77					86	N	Washington St.	78 44	191	A	Penn St.	76 60
9	A	Maryland	62 76					92	A	Butler	64 53	208	H	Youngstown St.	93 56
15	H	Northwestern	69 71					93	H	Michigan St.	79 67	241	H	Mt. St. Mary's	75 52
												293	H	Nicholls St.	111 47
LAST 10 Division I															
68	H	Minnesota	65 52	27	H	Purdue	66 48								
191	A	Penn St.	76 60	148	H	Illinois	83 42								
9	A	Maryland	62 76	36	A	Rutgers	66 56								
15	H	Northwestern	69 71	93	H	Michigan St.	79 67								
5	A	Iowa	85 91	6	H	UCLA	58 68								

Non-Div I Games:

Indiana

■ Loss,
■ Non-Conf, S Site,
■ Home
■ Away
N Neutral

Average RPI Win:	291	WON-LOST	WINNING	LAST 10	STRENGTH OF	OPP. STRENGTH	TEAM	ADJ.	CONF.	ADJ CONF.
Average RPI Loss:	126	RECORD	PCT. RANK	GAMES	SCHEDULE	OF SCHEDULE	RPI	RPI	RPI	RPI
DIV. I ONLY	2- 18	338	0-10	67	198	272	272	7	7	
DIV. I NON-CONF.	2- 10	313	0-2	206	303	301	301	7	7	
TOTALS	RPI 1-25	RPI 26-50	W-L RECORDS	RPI 51-100	RPI 101-150	RPI 150+				
2- 18	0- 1	0- 2	OVERALL	0- 4	0- 4	2- 7				
0- 8	0- 1	0- 0	HOME	0- 1	0- 2	0- 4				
2- 9	0- 0	0- 2	AWAY	0- 3	0- 2	2- 2				
0- 1	0- 0	0- 0	NEUTRAL	0- 0	0- 0	0- 1				
2- 10	0- 0	0- 1	NON-CONFERENCE	0- 0	0- 3	2- 6				
0- 4	0- 0	0- 0	HOME	0- 0	0- 1	0- 3				
2- 5	0- 0	0- 1	AWAY	0- 0	0- 2	2- 2				
0- 1	0- 0	0- 0	NEUTRAL	0- 0	0- 0	0- 1				
0- 8	0- 1	0- 1	CONFERENCE	0- 4	0- 1	0- 1				
0- 4	0- 1	0- 0	HOME	0- 1	0- 1	0- 1				
0- 4	0- 0	0- 1	AWAY	0- 3	0- 0	0- 0				
0- 0	0- 0	0- 0	NEUTRAL	0- 0	0- 0	0- 0				

RPI 1-25			RPI 26-50			RPI 51-100			RPI 101+			Team's RPI: 272
RPI	S	Opponent	Score	RPI	S	Opponent	Score	RPI	S	Opponent	Score	
14	H	Missouri St.	55 76	32	A	Drake	65 105	55	A	Bradley	75 91	101 H Saint Louis 53 55
				41	A	Colorado	46 59	58	A	UNI	43 73	103 A Kansas 72 84
								91	H	Southern Ill.	55 78	104 H Loyola Chicago 51 58
								94	A	Illinois St.	69 83	107 A Pacific 66 83
												152 H Southeast Mo. St. 58 68
												165 H Valparaiso 56 75
												207 A Western Ill. 72 83
												223 A Murray St. 62 70
												232 H Northern Ky. 68 70
												242 H Marshall 60 72
												244 A Eastern Ill. 59 57
												249 N CSUN 59 67
												337 A UIC 61 40
LAST 10 Division I												
91	H	Southern Ill.	55 78	165	H	Valparaiso	56 75					
14	H	Missouri St.	55 76	55	A	Bradley	75 91					
58	A	UNI	43 73	94	A	Illinois St.	69 83					
32	A	Drake	65 105	101	H	Saint Louis	53 55					
104	H	Loyola Chicago	51 58	152	H	Southeast Mo. St.	58 68					

Non-Div I Games:

Indiana St.

Average RPI Win:	265	WON-LOST	WINNING	LAST 10	STRENGTH OF	OPP. STRENGTH	TEAM	ADJ.	CONF.	ADJ CONF.
Average RPI Loss:	133	RECORD	PCT. RANK	GAMES	SCHEDULE	OF SCHEDULE	RPI	RPI	RPI	RPI
DIV. I ONLY	4- 12	292	3-7	66	286	219	219	24	24	
DIV. I NON-CONF.	1- 8	322	0-3	8	231	204	204	25	25	
TOTALS	RPI 1-25	RPI 26-50	W-L RECORDS	RPI 51-100	RPI 101-150	RPI 150+				
4- 12	0- 1	0- 0	OVERALL	0- 3	0- 4	4- 4				
1- 6	0- 0	0- 0	HOME	0- 2	0- 2	1- 2				
3- 4	0- 1	0- 0	AWAY	0- 1	0- 1	3- 1				
0- 2	0- 0	0- 0	NEUTRAL	0- 0	0- 1	0- 1				
1- 8	0- 1	0- 0	NON-CONFERENCE	0- 2	0- 4	1- 1				
0- 3	0- 0	0- 0	HOME	0- 1	0- 2	0- 0				
1- 3	0- 1	0- 0	AWAY	0- 1	0- 1	1- 0				
0- 2	0- 0	0- 0	NEUTRAL	0- 0	0- 1	0- 1				
3- 4	0- 0	0- 0	CONFERENCE	0- 1	0- 0	3- 3				
1- 3	0- 0	0- 0	HOME	0- 1	0- 0	1- 2				
2- 1	0- 0	0- 0	AWAY	0- 0	0- 0	2- 1				
0- 0	0- 0	0- 0	NEUTRAL	0- 0	0- 0	0- 0				

RPI 1-25				RPI 26-50				RPI 51-100				RPI 101+ Team's RPI: 219			
RPI	S	Opponent	Score	RPI	S	Opponent	Score	RPI	S	Opponent	Score	RPI	S	Opponent	Score
20	A	Central Mich.	50 70					76	H	Seton Hall	37 89	108	N	Washington	34 65
								83	A	Stony Brook	40 59	109	H	Duquesne	74 76
								84	H	Rider	37 81	116	A	Penn	42 74
												142	H	Massachusetts	51 65
												174	N	Towson	58 75
												183	A	Quinnipiac	75 71
												222	A	Manhattan	32 54
												231	H	Niagara	57 63
												235	H	Fairfield	40 52
												259	A	Winthrop	68 61
												283	A	Monmouth	36 33
												335	H	Saint Peter's	69 59
LAST 10 Division I															
222	A	Manhattan	32 54	84	H	Rider	37 81	20	A	Central Mich.	50 70				
335	H	Saint Peter's	69 59	183	A	Quinnipiac	75 71								
235	H	Fairfield	40 52	142	H	Massachusetts	51 65								
231	H	Niagara	57 63	76	H	Seton Hall	37 89								
283	A	Monmouth	36 33												

Non-Div I Games:

Iona

Average RPI Win:	101	WON-LOST	WINNING	LAST 10	STRENGTH OF	OPP. STRENGTH	TEAM	ADJ.	CONF.	ADJ CONF.
Average RPI Loss:	72	RECORD	PCT. RANK	GAMES	SCHEDULE	OF SCHEDULE	RPI	RPI	RPI	RPI
DIV. I ONLY	17- 3	18	9-1	11	22	5	5	2	2	
DIV. I NON-CONF.	9- 2	38	1-0	39	95	16	16	2	2	
TOTALS	RPI 1-25	RPI 26-50	W-L RECORDS	RPI 51-100	RPI 101-150	RPI 150+				
17- 3	5- 0	1- 1	OVERALL	3- 1	3- 1	5- 0				
11- 0	4- 0	1- 0	HOME	1- 0	1- 0	4- 0				
4- 2	1- 0	0- 1	AWAY	2- 1	1- 0	0- 0				
2- 1	0- 0	0- 0	NEUTRAL	0- 0	1- 1	1- 0				
9- 2	1- 0	1- 0	NON-CONFERENCE	1- 1	1- 1	5- 0				
6- 0	1- 0	1- 0	HOME	0- 0	0- 0	4- 0				
1- 1	0- 0	0- 0	AWAY	1- 1	0- 0	0- 0				
2- 1	0- 0	0- 0	NEUTRAL	0- 0	1- 1	1- 0				
8- 1	4- 0	0- 1	CONFERENCE	2- 0	2- 0	0- 0				
5- 0	3- 0	0- 0	HOME	1- 0	1- 0	0- 0				
3- 1	1- 0	0- 1	AWAY	1- 0	1- 0	0- 0				
0- 0	0- 0	0- 0	NEUTRAL	0- 0	0- 0	0- 0				

RPI	S	Opponent	Score	RPI	S	Opponent	Score	RPI	S	Opponent	Score	RPI	S	Opponent	Score
9	H	Maryland	66 61	32	H	Drake	79 67	54	A	Iowa St.	75 69	105	N	Cincinnati	69 61
12	H	Indiana	91 85	49	A	Nebraska	69 78	58	A	UNI	66 88	108	N	Washington	63 70
15	A	Northwestern	77 51					68	A	Minnesota	76 75	120	A	Wisconsin	85 78
22	H	Princeton	77 75					93	H	Michigan St.	74 57	148	H	Illinois	108 72
25	H	Ohio St.	77 68									168	H	Fla. Atlantic	85 53
												169	H	North Ala.	86 81
												171	H	Clemson	74 60
												174	N	Towson	100 72
												325	H	N.C. Central	102 50
LAST 10 Division I															
93	H	Michigan St.	74 57	9	H	Maryland	66 61								
25	H	Ohio St.	77 68	15	A	Northwestern	77 51								
120	A	Wisconsin	85 78	148	H	Illinois	108 72								
68	A	Minnesota	76 75	49	A	Nebraska	69 78								
12	H	Indiana	91 85	32	H	Drake	79 67								

Non-Div I Games:

Iowa

■ Loss,
 ■ Non-Conf, S Site,
 ■ Home
 ■ Away
 N Neutral

Average RPI Win:	163	WON-LOST	WINNING	LAST 10	STRENGTH OF	OPP. STRENGTH	TEAM	ADJ.	CONF.	ADJ CONF.
Average RPI Loss:	29	RECORD	PCT. RANK	GAMES	SCHEDULE	OF SCHEDULE	RPI	RPI	RPI	RPI
DIV. I ONLY	12- 7	97	5-5	30	61	54	54	3	3	
DIV. I NON-CONF.	8- 3	68	1-1	102	130	80	80	4	4	
TOTALS	RPI 1-25	RPI 26-50	W-L RECORDS	RPI 51-100	RPI 101-150	RPI 150+				
12- 7	0- 3	1- 3	OVERALL	1- 1	4- 0	6- 0				
8- 4	0- 2	0- 1	HOME	0- 1	4- 0	4- 0				
4- 3	0- 1	1- 2	AWAY	1- 0	0- 0	2- 0				
0- 0	0- 0	0- 0	NEUTRAL	0- 0	0- 0	0- 0				
8- 3	0- 1	0- 1	NON-CONFERENCE	1- 1	2- 0	5- 0				
6- 2	0- 1	0- 0	HOME	0- 1	2- 0	4- 0				
2- 1	0- 0	0- 1	AWAY	1- 0	0- 0	1- 0				
0- 0	0- 0	0- 0	NEUTRAL	0- 0	0- 0	0- 0				
4- 4	0- 2	1- 2	CONFERENCE	0- 0	2- 0	1- 0				
2- 2	0- 1	0- 1	HOME	0- 0	2- 0	0- 0				
2- 2	0- 1	1- 1	AWAY	0- 0	0- 0	1- 0				
0- 0	0- 0	0- 0	NEUTRAL	0- 0	0- 0	0- 0				

RPI 1-25				RPI 26-50				RPI 51-100 Team's RPI: 54				RPI 101+			
RPI	S	Opponent	Score	RPI	S	Opponent	Score	RPI	S	Opponent	Score	RPI	S	Opponent	Score
5	H	Iowa	69 75	30	H	Texas	75 81	58	H	UNI	63 71	103	H	Kansas	89 67
7	A	Baylor	62 83	32	A	Drake	81 86	62	A	Alabama	75 66	110	H	Texas Southern	79 59
23	H	TCU	74 77	47	A	Oklahoma	72 81					149	H	Kansas St.	73 59
				48	A	Oklahoma St.	64 63					150	H	Wright St.	79 71
												154	A	Texas Tech	96 66
												155	H	New Orleans	71 53
												169	H	North Ala.	80 72
												247	H	Southern U.	69 36
												289	A	North Dakota St.	86 58
												318	H	Ark.-Pine Bluff	90 40
LAST 10 Division I															
		7	A	Baylor	62	83		47	A	Oklahoma	72	81			
		103	H	Kansas	89	67		30	H	Texas	75	81			
		149	H	Kansas St.	73	59		154	A	Texas Tech	96	66			
		48	A	Oklahoma St.	64	63		169	H	North Ala.	80	72			
		23	H	TCU	74	77		58	H	UNI	63	71			

Non-Div I Games:

Iowa St.

Average RPI Win: 266	WON-LOST	WINNING	LAST 10	STRENGTH OF	OPP. STRENGTH	TEAM	ADJ.	CONF.	ADJ CONF.
Average RPI Loss: 100	RECORD	PCT. RANK	GAMES	SCHEDULE	OF SCHEDULE	RPI	RPI	RPI	RPI
DIV. I ONLY	9- 8	157	8-2	215	208	161	161	31	31
DIV. I NON-CONF.	2- 8	295	1-2	69	55	201	201	30	30
TOTALS	RPI 1-25	RPI 26-50	W-L RECORDS	RPI 51-100	RPI 101-150	RPI 150+			
9- 8	0- 2	0- 0	OVERALL	0- 3	2- 1	7- 2			
6- 1	0- 1	0- 0	HOME	0- 0	2- 0	4- 0			
3- 7	0- 1	0- 0	AWAY	0- 3	0- 1	3- 2			
0- 0	0- 0	0- 0	NEUTRAL	0- 0	0- 0	0- 0			
2- 8	0- 2	0- 0	NON-CONFERENCE	0- 3	1- 1	1- 2			
1- 1	0- 1	0- 0	HOME	0- 0	1- 0	0- 0			
1- 7	0- 1	0- 0	AWAY	0- 3	0- 1	1- 2			
0- 0	0- 0	0- 0	NEUTRAL	0- 0	0- 0	0- 0			
7- 0	0- 0	0- 0	CONFERENCE	0- 0	1- 0	6- 0			
5- 0	0- 0	0- 0	HOME	0- 0	1- 0	4- 0			
2- 0	0- 0	0- 0	AWAY	0- 0	0- 0	2- 0			
0- 0	0- 0	0- 0	NEUTRAL	0- 0	0- 0	0- 0			

RPI 1-25				RPI 26-50				RPI 51-100				RPI 101+				Team's RPI: 161	
RPI	S	Opponent	Score	RPI	S	Opponent	Score	RPI	S	Opponent	Score	RPI	S	Opponent	Score		
11	H	Mississippi St.	53 92					55	A	Bradley	69 78	110	H	Texas Southern	81 79		
12	A	Indiana	51 91					60	A	Miami (FL)	68 83	122	A	Tulane	46 82		
								94	A	Illinois St.	55 77	132	H	Louisiana	65 54		
												217	A	Central Ark.	54 57		
												229	A	Southeastern La.	59 63		
												247	A	Southern U.	72 51		
												275	H	Alabama A&M	67 53		
												305	H	Prairie View	53 49		
												319	A	Alcorn	83 67		
												327	H	Alabama St.	94 62		
												336	H	Grambling	61 46		
												342	A	Northwestern St.	66 49		
LAST 10 Division I																	
336	H	Grambling	61 46	275	H	Alabama A&M	67 53										
305	H	Prairie View	53 49	327	H	Alabama St.	94 62										
110	H	Texas Southern	81 79	132	H	Louisiana	65 54										
247	A	Southern U.	72 51	94	A	Illinois St.	55 77										
319	A	Alcorn	83 67	55	A	Bradley	69 78										

Non-Div I Games:

Jackson St.

■ Loss,
■ Non-Conf,
■ S Site,
■ H Home
■ A Away
N Neutral

Jacksonville

Through Games Of Jan. 29, 2020

Average RPI Win:	298	WON-LOST	WINNING	LAST 10	STRENGTH OF	OPP. STRENGTH	TEAM	ADJ.	CONF.	ADJ CONF.
Average RPI Loss:	103	RECORD	PCT. RANK	GAMES	SCHEDULE	OF SCHEDULE	RPI	RPI	RPI	RPI
DIV. I ONLY	10- 8	145	7-3	290	241	203	203	16	16	
DIV. I NON-CONF.	6- 5	151	3-0	277	305	208	208	15	15	
TOTALS	RPI 1-25	RPI 26-50	W-L RECORDS	RPI 51-100	RPI 101-150	RPI 150+				
10- 8	0- 1	0- 1	OVERALL	0- 2	0- 1	10- 3				
5- 3	0- 0	0- 0	HOME	0- 1	0- 0	5- 2				
5- 5	0- 1	0- 1	AWAY	0- 1	0- 1	5- 1				
0- 0	0- 0	0- 0	NEUTRAL	0- 0	0- 0	0- 0				
6- 5	0- 1	0- 1	NON-CONFERENCE	0- 1	0- 0	6- 2				
3- 2	0- 0	0- 0	HOME	0- 0	0- 0	3- 2				
3- 3	0- 1	0- 1	AWAY	0- 1	0- 0	3- 0				
0- 0	0- 0	0- 0	NEUTRAL	0- 0	0- 0	0- 0				
4- 3	0- 0	0- 0	CONFERENCE	0- 1	0- 1	4- 1				
2- 1	0- 0	0- 0	HOME	0- 1	0- 0	2- 0				
2- 2	0- 0	0- 0	AWAY	0- 0	0- 1	2- 1				
0- 0	0- 0	0- 0	NEUTRAL	0- 0	0- 0	0- 0				

RPI 1-25				RPI 26-50				RPI 51-100				RPI 101+				Team's RPI: 203
RPI	S	Opponent	Score	RPI	S	Opponent	Score	RPI	S	Opponent	Score	RPI	S	Opponent	Score	
16	A	Florida St.	41 75	41	A	Colorado	44 66	74	A	South Fla.	39 70	112	A	Liberty	76 85	
								78	H	North Florida	64 70	151	H	Bethune-Cookman	52 53	
												169	A	North Ala.	65 76	
												180	H	Norfolk St.	64 71	
												213	A	Kennesaw St.	93 83	
												258	H	Stetson	57 52	
												265	A	Lipscomb	73 64	
												293	H	Nicholls St.	72 55	
												299	H	FIU	77 52	
												310	A	Jacksonville St.	55 40	
												323	A	Mercer	87 83	
												330	H	NJIT	88 67	
												340	H	USC Upstate	87 43	
												350	A	Florida A&M	88 54	
LAST 10 Division I																
265	A	Lipscomb	73 64	112	A	Liberty	76 85									
213	A	Kennesaw St.	93 83	169	A	North Ala.	65 76									
78	H	North Florida	64 70	323	A	Mercer	87 83									
258	H	Stetson	57 52	310	A	Jacksonville St.	55 40									
330	H	NJIT	88 67	350	A	Florida A&M	88 54									

Non-Div I Games: Thomas (GA) 94 36 Johnson (FL) 114 35

Jacksonville

Loss, Non-Conf, S Site, H Home A Away N Neutral

Average RPI Win:	286	WON-LOST	WINNING	LAST 10	STRENGTH OF	OPP. STRENGTH	TEAM	ADJ.	CONF.	ADJ CONF.
Average RPI Loss:	203	RECORD	PCT. RANK	GAMES	SCHEDULE	OF SCHEDULE	RPI	RPI	RPI	RPI
DIV. I ONLY	6- 11	251	4-6	337	292	310	310	19	19	
DIV. I NON-CONF.	2- 7	288	0-2	318	280	338	338	24	24	
TOTALS	RPI 1-25	RPI 26-50	W-L RECORDS	RPI 51-100	RPI 101-150	RPI 150+				
6- 11	0- 0	0- 0	OVERALL	0- 2	0- 1	6- 8				
4- 3	0- 0	0- 0	HOME	0- 0	0- 0	4- 3				
2- 6	0- 0	0- 0	AWAY	0- 2	0- 1	2- 3				
0- 2	0- 0	0- 0	NEUTRAL	0- 0	0- 0	0- 2				
2- 7	0- 0	0- 0	NON-CONFERENCE	0- 2	0- 1	2- 4				
2- 1	0- 0	0- 0	HOME	0- 0	0- 0	2- 1				
0- 4	0- 0	0- 0	AWAY	0- 2	0- 1	0- 1				
0- 2	0- 0	0- 0	NEUTRAL	0- 0	0- 0	0- 2				
4- 4	0- 0	0- 0	CONFERENCE	0- 0	0- 0	4- 4				
2- 2	0- 0	0- 0	HOME	0- 0	0- 0	2- 2				
2- 2	0- 0	0- 0	AWAY	0- 0	0- 0	2- 2				
0- 0	0- 0	0- 0	NEUTRAL	0- 0	0- 0	0- 0				

RPI 1-25				RPI 26-50				RPI 51-100				RPI 101+				Team's RPI: 310	
RPI	S	Opponent	Score	RPI	S	Opponent	Score	RPI	S	Opponent	Score	RPI	S	Opponent	Score		
								65	A	Troy	64	94	138	A	Auburn	53	62
								85	A	Vanderbilt	66	88	175	H	Austin Peay	57	63
												203	H	Jacksonville	40	55	
												223	H	Murray St.	68	51	
												232	N	Northern Ky.	63	66	
												243	A	Morehead St.	48	67	
												243	H	Morehead St.	55	69	
												244	A	Eastern Ill.	52	55	
												265	H	Lipscomb	65	63	
												273	N	Oakland	55	61	
												277	A	Eastern Ky.	43	33	
												277	H	Eastern Ky.	68	54	
												321	A	SIUE	53	44	
												327	A	Alabama St.	63	68	
												350	H	Florida A&M	72	67	
LAST 10 Division I																	
				243	H	Morehead St.	55	69		223	H	Murray St.	68	51			
				277	H	Eastern Ky.	68	54		277	A	Eastern Ky.	43	33			
				321	A	SIUE	53	44		243	A	Morehead St.	48	67			
				244	A	Eastern Ill.	52	55		138	A	Auburn	53	62			
				175	H	Austin Peay	57	63		203	H	Jacksonville	40	55			

Non-Div I Games: Clark Atlanta 75 46 Fort Valley St. 87 65

Jacksonville St.

Average RPI Win:	171	WON-LOST	WINNING	LAST 10	STRENGTH OF	OPP. STRENGTH	TEAM	ADJ.	CONF.	ADJ CONF.
Average RPI Loss:	73	RECORD	PCT. RANK	GAMES	SCHEDULE	OF SCHEDULE	RPI	RPI	RPI	RPI
DIV. I ONLY	15- 3	25	9-1	162	62	44	44	14	14	
DIV. I NON-CONF.	9- 2	38	3-0	124	6	34	34	14	14	
TOTALS	RPI 1-25	RPI 26-50	W-L RECORDS	RPI 51-100	RPI 101-150	RPI 150+				
15- 3	0- 1	1- 1	OVERALL	2- 0	4- 0	8- 1				
9- 1	0- 1	1- 0	HOME	0- 0	3- 0	5- 0				
5- 2	0- 0	0- 1	AWAY	1- 0	1- 0	3- 1				
1- 0	0- 0	0- 0	NEUTRAL	1- 0	0- 0	0- 0				
9- 2	0- 1	1- 1	NON-CONFERENCE	2- 0	3- 0	3- 0				
5- 1	0- 1	1- 0	HOME	0- 0	2- 0	2- 0				
3- 1	0- 0	0- 1	AWAY	1- 0	1- 0	1- 0				
1- 0	0- 0	0- 0	NEUTRAL	1- 0	0- 0	0- 0				
6- 1	0- 0	0- 0	CONFERENCE	0- 0	1- 0	5- 1				
4- 0	0- 0	0- 0	HOME	0- 0	1- 0	3- 0				
2- 1	0- 0	0- 0	AWAY	0- 0	0- 0	2- 1				
0- 0	0- 0	0- 0	NEUTRAL	0- 0	0- 0	0- 0				

RPI 1-25				RPI 26-50				Team's RPI: 44				RPI 51-100				RPI 101+			
RPI	S	Opponent	Score	RPI	S	Opponent	Score	RPI	S	Opponent	Score	RPI	S	Opponent	Score	RPI	S	Opponent	Score
9	H	Maryland	68 70	35	A	Virginia	49 55	59	N	UCF	46 43	112	H	Liberty	76 53				
				42	H	St. John's (NY)	76 73	88	A	Villanova	56 52	130	H	Robert Morris	59 32				
												137	H	Northeastern	67 54				
												140	A	George Washington	69 50				
												153	H	Elon	61 48				
												156	H	William & Mary	84 70				
												174	A	Towson	75 76				
												220	A	Georgetown	66 59				
												245	A	Col. of Charleston	87 53				
												250	A	UNCW	66 58				
												260	H	Delaware St.	83 64				
												271	H	Longwood	93 53				
												302	H	Hofstra	92 50				
LAST 10 Division I																			
				137	H	Northeastern	67 54					153	H	Elon	61 48				
				302	H	Hofstra	92 50					156	H	William & Mary	84 70				
				245	A	Col. of Charleston	87 53					130	H	Robert Morris	59 32				
				250	A	UNCW	66 58					140	A	George Washington	69 50				
				174	A	Towson	75 76					260	H	Delaware St.	83 64				

Non-Div I Games:

James Madison

■ Loss,
■ Non-Conf, S Site,
■ Home
■ Away
N Neutral

Kansas

Through Games Of Jan. 29, 2020

Average RPI Win:	214	WON-LOST	WINNING	LAST 10	STRENGTH OF	OPP. STRENGTH	TEAM	ADJ.	CONF.	ADJ CONF.
Average RPI Loss:	50	RECORD	PCT. RANK	GAMES	SCHEDULE	OF SCHEDULE	RPI	RPI	RPI	RPI
DIV. I ONLY	12- 7	97	3-7	113	81	103	103	3	3	
DIV. I NON-CONF.	11- 0	1	2-0	310	189	60	60	4	4	
TOTALS	RPI 1-25	RPI 26-50	W-L RECORDS	RPI 51-100	RPI 101-150	RPI 150+				
12- 7	0- 2	0- 3	OVERALL	0- 1	3- 1	9- 0				
9- 3	0- 1	0- 1	HOME	0- 0	1- 1	8- 0				
2- 4	0- 1	0- 2	AWAY	0- 1	1- 0	1- 0				
1- 0	0- 0	0- 0	NEUTRAL	0- 0	1- 0	0- 0				
11- 0	0- 0	0- 0	NON-CONFERENCE	0- 0	3- 0	8- 0				
8- 0	0- 0	0- 0	HOME	0- 0	1- 0	7- 0				
2- 0	0- 0	0- 0	AWAY	0- 0	1- 0	1- 0				
1- 0	0- 0	0- 0	NEUTRAL	0- 0	1- 0	0- 0				
1- 7	0- 2	0- 3	CONFERENCE	0- 1	0- 1	1- 0				
1- 3	0- 1	0- 1	HOME	0- 0	0- 1	1- 0				
0- 4	0- 1	0- 2	AWAY	0- 1	0- 0	0- 0				
0- 0	0- 0	0- 0	NEUTRAL	0- 0	0- 0	0- 0				

RPI	S	Opponent	Score	RPI	S	Opponent	Score	RPI	S	Opponent	Score	RPI	S	Opponent	Score	Team's RPI: 103
7	H	Baylor	47 90	30	A	Texas	77 85	54	A	Iowa St.	67 89	101	A	Saint Louis	68 60	
23	A	TCU	59 73	40	H	West Virginia	49 68					131	H	Florida	76 66	
				48	A	Oklahoma St.	49 67					149	H	Kansas St.	61 69	
												150	N	Wright St.	74 63	
												154	H	Texas Tech	67 50	
												168	A	Fla. Atlantic	90 60	
												176	H	Saint Mary's (CA)	86 81	
												209	H	UMass Lowell	79 44	
												272	H	Indiana St.	84 72	
												285	H	Wofford	83 64	
												292	H	Texas St.	68 48	
												298	H	Omaha	63 48	
												337	H	UIC	91 50	
LAST 10 Division I																
149	H	Kansas St.	61 69	23	A	TCU	59 73									
54	A	Iowa St.	67 89	40	H	West Virginia	49 68									
30	A	Texas	77 85	48	A	Oklahoma St.	49 67									
154	H	Texas Tech	67 50	285	H	Wofford	83 64									
7	H	Baylor	47 90	101	A	Saint Louis	68 60									

Non-Div I Games:

Kansas

Loss, Non-Conf, S Site, H Home A Away N Neutral

Average RPI Win:	229	WON-LOST	WINNING	LAST 10	STRENGTH OF	OPP. STRENGTH	TEAM	ADJ.	CONF.	ADJ CONF.
Average RPI Loss:	66	RECORD	PCT. RANK	GAMES	SCHEDULE	OF SCHEDULE	RPI	RPI	RPI	RPI
DIV. I ONLY	9- 9	175	5-5	100	80	149	149	3	3	
DIV. I NON-CONF.	6- 5	151	2-1	247	196	209	209	4	4	
TOTALS	RPI 1-25	RPI 26-50	W-L RECORDS	RPI 51-100	RPI 101-150	RPI 150+				
9- 9	0- 1	1- 4	OVERALL	0- 3	1- 0	7- 1				
6- 4	0- 0	1- 3	HOME	0- 1	0- 0	5- 0				
3- 3	0- 1	0- 1	AWAY	0- 1	1- 0	2- 0				
0- 2	0- 0	0- 0	NEUTRAL	0- 1	0- 0	0- 1				
6- 5	0- 1	0- 1	NON-CONFERENCE	0- 2	0- 0	6- 1				
5- 1	0- 0	0- 0	HOME	0- 1	0- 0	5- 0				
1- 2	0- 1	0- 1	AWAY	0- 0	0- 0	1- 0				
0- 2	0- 0	0- 0	NEUTRAL	0- 1	0- 0	0- 1				
3- 4	0- 0	1- 3	CONFERENCE	0- 1	1- 0	1- 0				
1- 3	0- 0	1- 3	HOME	0- 0	0- 0	0- 0				
2- 1	0- 0	0- 0	AWAY	0- 1	1- 0	1- 0				
0- 0	0- 0	0- 0	NEUTRAL	0- 0	0- 0	0- 0				

RPI 1-25				RPI 26-50				RPI 51-100				RPI 101+ Team's RPI: 149			
RPI	S	Opponent	Score	RPI	S	Opponent	Score	RPI	S	Opponent	Score	RPI	S	Opponent	Score
2	A	Oregon	51 89	30	H	Texas	63 71	54	A	Iowa St.	59 73	103	A	Kansas	69 61
				40	H	West Virginia	63 74	93	N	Michigan St.	60 65	154	A	Texas Tech	76 72
				46	A	Arkansas	72 81	99	H	UT Arlington	53 57	178	N	Memphis	68 72
				47	H	Oklahoma	92 74					227	A	UMKC	74 67
				48	H	Oklahoma St.	63 70					253	H	Oral Roberts	109 69
												298	H	Omaha	73 48
												316	H	UTRGV	79 66
												324	H	Incarnate Word	85 41
												337	H	UIC	84 40
LAST 10 Division I															
				103	A	Kansas	69 61	154	A	Texas Tech	76 72				
				47	H	Oklahoma	92 74	40	H	West Virginia	63 74				
				54	A	Iowa St.	59 73	316	H	UTRGV	79 66				
				30	H	Texas	63 71	2	A	Oregon	51 89				
				48	H	Oklahoma St.	63 70	227	A	UMKC	74 67				

Non-Div I Games:

Kansas St.

■ Loss,
 ■ Non-Conf,
 ■ S Site,
 ■ H Home
 ■ A Away
 N Neutral

Kennesaw St.

Through Games Of Jan. 29, 2020

Average RPI Win:	262	WON-LOST	WINNING	LAST 10	STRENGTH OF	OPP. STRENGTH	TEAM	ADJ.	CONF.	ADJ CONF.
Average RPI Loss:	135	RECORD	PCT. RANK	GAMES	SCHEDULE	OF SCHEDULE	RPI	RPI	RPI	RPI
DIV. I ONLY	8- 9	199	4-6	255	190	213	213	16	16	
DIV. I NON-CONF.	5- 5	164	1-2	274	216	196	196	15	15	
TOTALS	RPI 1-25	RPI 26-50	W-L RECORDS	RPI 51-100	RPI 101-150	RPI 150+				
8- 9	0- 0	0- 1	OVERALL	0- 3	0- 2	8- 3				
3- 4	0- 0	0- 0	HOME	0- 2	0- 0	3- 2				
4- 5	0- 0	0- 1	AWAY	0- 1	0- 2	4- 1				
1- 0	0- 0	0- 0	NEUTRAL	0- 0	0- 0	1- 0				
5- 5	0- 0	0- 0	NON-CONFERENCE	0- 2	0- 2	5- 1				
2- 1	0- 0	0- 0	HOME	0- 1	0- 0	2- 0				
2- 4	0- 0	0- 0	AWAY	0- 1	0- 2	2- 1				
1- 0	0- 0	0- 0	NEUTRAL	0- 0	0- 0	1- 0				
3- 4	0- 0	0- 1	CONFERENCE	0- 1	0- 0	3- 2				
1- 3	0- 0	0- 0	HOME	0- 1	0- 0	1- 2				
2- 1	0- 0	0- 1	AWAY	0- 0	0- 0	2- 0				
0- 0	0- 0	0- 0	NEUTRAL	0- 0	0- 0	0- 0				

RPI S	Opponent	Score	RPI S	Opponent	Score	RPI S	Opponent	Score	RPI S	Opponent	Score	Team's RPI: 213
			34 A	FGCU	63 80	56 H	Georgia Tech	47 63	109 A	Duquesne	72 75	
						69 A	Georgia	65 80	129 A	Campbell	51 63	
						78 H	North Florida	55 64	164 H	Samford	60 55	
									169 H	North Ala.	59 56	
									203 H	Jacksonville	83 93	
									250 A	UNCW	58 56	
									258 H	Stetson	61 67	
									265 A	Lipscomb	74 66	
									280 A	Navy	62 82	
									290 A	Ga. Southern	95 69	
									306 N	UMBC	59 44	
									323 H	Mercer	92 64	
									330 A	NJIT	77 64	
LAST 10 Division I												
			169 H	North Ala.	59 56	78 H	North Florida	55 64				
			203 H	Jacksonville	83 93	258 H	Stetson	61 67				
			34 A	FGCU	63 80	109 A	Duquesne	72 75				
			330 A	NJIT	77 64	56 H	Georgia Tech	47 63				
			265 A	Lipscomb	74 66	306 N	UMBC	59 44				

Non-Div I Games: Middle Ga. St. 88 49

Kennesaw St.

Loss, Non-Conf, S Site, H Home A Away N Neutral

Average RPI Win:	193	WON-LOST	WINNING	LAST 10	STRENGTH OF	OPP. STRENGTH	TEAM	ADJ.	CONF.	ADJ CONF.
Average RPI Loss:	67	RECORD	PCT. RANK	GAMES	SCHEDULE	OF SCHEDULE	RPI	RPI	RPI	RPI
DIV. I ONLY	10- 7	127	5-5	94	104	102	102	10	10	
DIV. I NON-CONF.	6- 4	123	1-2	103	97	98	98	10	10	
TOTALS	RPI 1-25	RPI 26-50	W-L RECORDS	RPI 51-100	RPI 101-150	RPI 150+				
10- 7	0- 1	0- 2	OVERALL	1- 3	3- 0	6- 1				
4- 3	0- 1	0- 0	HOME	1- 1	2- 0	1- 1				
4- 2	0- 0	0- 1	AWAY	0- 1	1- 0	3- 0				
2- 2	0- 0	0- 1	NEUTRAL	0- 1	0- 0	2- 0				
6- 4	0- 1	0- 2	NON-CONFERENCE	0- 1	2- 0	4- 0				
2- 1	0- 1	0- 0	HOME	0- 0	1- 0	1- 0				
2- 1	0- 0	0- 1	AWAY	0- 0	1- 0	1- 0				
2- 2	0- 0	0- 1	NEUTRAL	0- 1	0- 0	2- 0				
4- 3	0- 0	0- 0	CONFERENCE	1- 2	1- 0	2- 1				
2- 2	0- 0	0- 0	HOME	1- 1	1- 0	0- 1				
2- 1	0- 0	0- 0	AWAY	0- 1	0- 0	2- 0				
0- 0	0- 0	0- 0	NEUTRAL	0- 0	0- 0	0- 0				

RPI 1-25				RPI 26-50				RPI 51-100				RPI 101+				Team's RPI: 102	
RPI	S	Opponent	Score	RPI	S	Opponent	Score	RPI	S	Opponent	Score	RPI	S	Opponent	Score		
25	H	Ohio St.	65 75	27	A	Purdue	64 77	65	N	Troy	64 71	109	A	Duquesne	77 75		
				45	N	Michigan	53 88	73	A	Ball St.	62 66	130	H	Robert Morris	82 81		
								73	H	Ball St.	69 68	136	H	Western Mich.	75 63		
								77	H	Buffalo	44 57	159	H	Eastern Mich.	69 74		
												192	A	Miami (OH)	78 75		
												202	A	Northern Ill.	79 71		
												208	A	Youngstown St.	82 73		
												286	H	St. Bonaventure	81 58		
												290	N	Ga. Southern	62 48		
												307	N	Purdue Fort Wayne	75 67		
LAST 10 Division I																	
				73	H	Ball St.	69 68	159	H	Eastern Mich.	69 74						
				77	H	Buffalo	44 57	73	A	Ball St.	62 66						
				192	A	Miami (OH)	78 75	65	N	Troy	64 71						
				202	A	Northern Ill.	79 71	290	N	Ga. Southern	62 48						
				136	H	Western Mich.	75 63	27	A	Purdue	64 77						

Non-Div I Games: Hiram

92 36

Kent St.

Kentucky

Through Games Of Jan. 29, 2020

Average RPI Win:	148	WON-LOST	WINNING	LAST 10	STRENGTH OF	OPP. STRENGTH	TEAM	ADJ.	CONF.	ADJ CONF.
Average RPI Loss:	9	RECORD	PCT. RANK	GAMES	SCHEDULE	OF SCHEDULE	RPI	RPI	RPI	RPI
DIV. I ONLY	16- 3	22	7-3	49	31	21	21	4	4	
DIV. I NON-CONF.	11- 1	13	2-1	183	54	47	47	5	5	
TOTALS	RPI 1-25	RPI 26-50	W-L RECORDS	RPI 51-100	RPI 101-150	RPI 150+				
16- 3	1- 3	2- 0	OVERALL	3- 0	3- 0	7- 0				
11- 1	1- 1	0- 0	HOME	2- 0	1- 0	7- 0				
5- 2	0- 2	2- 0	AWAY	1- 0	2- 0	0- 0				
0- 0	0- 0	0- 0	NEUTRAL	0- 0	0- 0	0- 0				
11- 1	0- 1	2- 0	NON-CONFERENCE	1- 0	1- 0	7- 0				
8- 1	0- 1	0- 0	HOME	1- 0	0- 0	7- 0				
3- 0	0- 0	2- 0	AWAY	0- 0	1- 0	0- 0				
0- 0	0- 0	0- 0	NEUTRAL	0- 0	0- 0	0- 0				
5- 2	1- 2	0- 0	CONFERENCE	2- 0	2- 0	0- 0				
3- 0	1- 0	0- 0	HOME	1- 0	1- 0	0- 0				
2- 2	0- 2	0- 0	AWAY	1- 0	1- 0	0- 0				
0- 0	0- 0	0- 0	NEUTRAL	0- 0	0- 0	0- 0				

RPI 1-25				RPI 26-50				RPI 51-100				RPI 101+			
RPI	S	Opponent	Score	RPI	S	Opponent	Score	RPI	S	Opponent	Score	RPI	S	Opponent	Score
1	A	South Carolina	72 99	35	A	Virginia	50 47	51	H	Tennessee	80 76	127	A	California	63 61
3	H	Louisville	66 67	50	A	Middle Tenn.	67 52	62	A	Alabama	81 71	131	A	Florida	65 45
18	H	Texas A&M	76 54					72	H	Charlotte	86 39	138	H	Auburn	68 61
24	A	LSU	59 65									164	H	Samford	79 49
												175	H	Austin Peay	81 52
												241	H	Mt. St. Mary's	67 44
												243	H	Morehead St.	79 54
												258	H	Stetson	67 48
												259	H	Winthrop	91 36
												336	H	Grambling	81 35
LAST 10 Division I															
138	H	Auburn	68 61	51	H	Tennessee	80 76								
24	A	LSU	59 65	1	A	South Carolina	72 99								
18	H	Texas A&M	76 54	127	A	California	63 61								
131	A	Florida	65 45	3	H	Louisville	66 67								
62	A	Alabama	81 71	259	H	Winthrop	91 36								

Non-Div I Games:

Kentucky

■ Loss,
 ■ Non-Conf, S Site,
 ■ Home
 ■ Away
 N Neutral

Average RPI Win: 306		WON-LOST	WINNING	LAST 10	STRENGTH OF	OPP. STRENGTH	TEAM	ADJ.	CONF.	ADJ CONF.
Average RPI Loss: 240		RECORD	PCT. RANK	GAMES	SCHEDULE	OF SCHEDULE	RPI	RPI	RPI	RPI
DIV. I ONLY		4- 15	307	3-7	328	350	347	347	29	29
DIV. I NON-CONF.		1- 10	329	0-2	272	347	343	343	29	29
TOTALS	RPI 1-25		RPI 26-50		W-L RECORDS		RPI 51-100		RPI 101-150	RPI 150+
4- 15	0- 0		0- 0		OVERALL		0- 1		0- 1	4- 13
4- 7	0- 0		0- 0		HOME		0- 1		0- 1	4- 5
0- 8	0- 0		0- 0		AWAY		0- 0		0- 0	0- 8
0- 0	0- 0		0- 0		NEUTRAL		0- 0		0- 0	0- 0
1- 10	0- 0		0- 0		NON-CONFERENCE		0- 1		0- 0	1- 9
1- 6	0- 0		0- 0		HOME		0- 1		0- 0	1- 5
0- 4	0- 0		0- 0		AWAY		0- 0		0- 0	0- 4
0- 0	0- 0		0- 0		NEUTRAL		0- 0		0- 0	0- 0
3- 5	0- 0		0- 0		CONFERENCE		0- 0		0- 1	3- 4
3- 1	0- 0		0- 0		HOME		0- 0		0- 1	3- 0
0- 4	0- 0		0- 0		AWAY		0- 0		0- 0	0- 4
0- 0	0- 0		0- 0		NEUTRAL		0- 0		0- 0	0- 0

RPI 1-25				RPI 26-50				RPI 51-100				RPI 101+				Team's RPI: 347	
RPI	S	Opponent	Score	RPI	S	Opponent	Score	RPI	S	Opponent	Score	RPI	S	Opponent	Score		
								83	H	Stony Brook	49	80	130	H	Robert Morris	59	70
													181	A	Lafayette	60	65
													182	A	Rhode Island	56	79
													200	H	Cleveland St.	49	79
													209	A	UMass Lowell	56	65
													235	H	Fairfield	51	53
													241	A	Mt. St. Mary's	57	75
													246	H	Saint Francis (PA)	71	53
													274	A	Wagner	61	63
													284	A	Army West Point	60	67
													295	H	Vermont	62	73
													302	H	Hofstra	85	46
													311	A	St. Francis Brooklyn	63	88
													313	A	Bryant	53	57
													325	H	N.C. Central	59	61
													332	H	Fairleigh Dickinson	68	63
													335	H	Saint Peter's	74	89
													344	H	Central Conn. St.	63	61
LAST 10 Division I																	
246	H	Saint Francis (PA)	71	53	332	H	Fairleigh Dickinson	68	63								
130	H	Robert Morris	59	70	311	A	St. Francis Brooklyn	63	88								
274	A	Wagner	61	63	241	A	Mt. St. Mary's	57	75								
313	A	Bryant	53	57	325	H	N.C. Central	59	61								
344	H	Central Conn. St.	63	61	295	H	Vermont	62	73								

Non-Div I Games:

LIU Brooklyn

■ Loss, ■ Non-Conf, S Site, H Home A Away N Neutral

Average RPI Win:	214	WON-LOST	WINNING	LAST 10	STRENGTH OF	OPP. STRENGTH	TEAM	ADJ.	CONF.	ADJ CONF.
Average RPI Loss:	143	RECORD	PCT. RANK	GAMES	SCHEDULE	OF SCHEDULE	RPI	RPI	RPI	RPI
DIV. I ONLY	6- 15	284	3-7	153	126	251	251	11	11	
DIV. I NON-CONF.	3- 9	279	0-1	214	190	282	282	11	11	
TOTALS	RPI 1-25	RPI 26-50	W-L RECORDS	RPI 51-100	RPI 101-150	RPI 150+				
6- 15	0- 2	0- 1	OVERALL	0- 2	0- 4	6- 6				
3- 6	0- 0	0- 1	HOME	0- 1	0- 1	3- 3				
3- 7	0- 2	0- 0	AWAY	0- 0	0- 2	3- 3				
0- 2	0- 0	0- 0	NEUTRAL	0- 1	0- 1	0- 0				
3- 9	0- 1	0- 1	NON-CONFERENCE	0- 1	0- 1	3- 5				
1- 4	0- 0	0- 1	HOME	0- 0	0- 0	1- 3				
2- 3	0- 1	0- 0	AWAY	0- 0	0- 0	2- 2				
0- 2	0- 0	0- 0	NEUTRAL	0- 1	0- 1	0- 0				
3- 6	0- 1	0- 0	CONFERENCE	0- 1	0- 3	3- 1				
2- 2	0- 0	0- 0	HOME	0- 1	0- 1	2- 0				
1- 4	0- 1	0- 0	AWAY	0- 0	0- 2	1- 1				
0- 0	0- 0	0- 0	NEUTRAL	0- 0	0- 0	0- 0				

RPI 1-25				RPI 26-50				RPI 51-100				RPI 101+ Team's RPI: 251			
RPI	S	Opponent	Score	RPI	S	Opponent	Score	RPI	S	Opponent	Score	RPI	S	Opponent	Score
6	A	UCLA	52 74	43	H	Yale	65 81	73	N	Ball St.	72 77	107	A	Pacific	67 76
10	A	Gonzaga	52 78					82	H	BYU	44 59	126	A	Portland	49 74
												139	N	Providence	45 48
												146	H	San Diego	59 67
												166	H	Santa Clara	75 59
												176	A	Saint Mary's (CA)	70 86
												184	H	Hawaii	65 51
												189	A	New Mexico	73 72
												220	H	Georgetown	53 64
												224	A	Tulsa	56 75
												233	H	San Francisco	76 69
												238	H	Cal St. Fullerton	74 79
												248	A	Pepperdine	84 77
												249	H	CSUN	54 56
												262	A	Long Beach St.	70 57
												300	A	UC Irvine	65 80
LAST 10 Division I															
10	A	Gonzaga	52 78	176	A	Saint Mary's (CA)	70 86								
126	A	Portland	49 74	107	A	Pacific	67 76								
248	A	Pepperdine	84 77	146	H	San Diego	59 67								
166	H	Santa Clara	75 59	82	H	BYU	44 59								
233	H	San Francisco	76 69	139	N	Providence	45 48								

Non-Div I Games: Cal St. San B'dino 94 46

LMU (CA)

Loss, Non-Conf, S Site, H Home A Away N Neutral

LSULSU

LSU

Page 138

Average RPI Win:	234	WON-LOST	WINNING	LAST 10	STRENGTH OF	OPP. STRENGTH	TEAM	ADJ.	CONF.	ADJ CONF.
Average RPI Loss:	114	RECORD	PCT. RANK	GAMES	SCHEDULE	OF SCHEDULE	RPI	RPI	RPI	RPI
DIV. I ONLY	9- 12	217	3-7	134	175	196	196	12	12	
DIV. I NON-CONF.	6- 7	182	0-2	120	279	167	167	12	12	
TOTALS	RPI 1-25	RPI 26-50	W-L RECORDS	RPI 51-100	RPI 101-150	RPI 150+				
9- 12	0- 0	0- 0	OVERALL	0- 5	1- 6	8- 1				
5- 6	0- 0	0- 0	HOME	0- 3	1- 3	4- 0				
3- 6	0- 0	0- 0	AWAY	0- 2	0- 3	3- 1				
1- 0	0- 0	0- 0	NEUTRAL	0- 0	0- 0	1- 0				
6- 7	0- 0	0- 0	NON-CONFERENCE	0- 4	1- 2	5- 1				
2- 4	0- 0	0- 0	HOME	0- 2	1- 2	1- 0				
3- 3	0- 0	0- 0	AWAY	0- 2	0- 0	3- 1				
1- 0	0- 0	0- 0	NEUTRAL	0- 0	0- 0	1- 0				
3- 5	0- 0	0- 0	CONFERENCE	0- 1	0- 4	3- 0				
3- 2	0- 0	0- 0	HOME	0- 1	0- 1	3- 0				
0- 3	0- 0	0- 0	AWAY	0- 0	0- 3	0- 0				
0- 0	0- 0	0- 0	NEUTRAL	0- 0	0- 0	0- 0				

RPI S	Opponent	Score	RPI S	Opponent	Score	RPI S	Opponent	Score	RPI S	Opponent	Score	Team's RPI: 196
						53	H Temple	69 72	101	H Saint Louis	61 77	
						70	A Drexel	31 69	109	A Duquesne	56 82	
						80	H Dayton	58 98	116	H Penn	49 65	
						84	A Rider	43 70	119	A Richmond	61 63	
						88	H Villanova	69 77	130	H Robert Morris	68 71	
									142	A Massachusetts	62 76	
									144	H Harvard	75 69	
									180	A Norfolk St.	55 52	
									191	A Penn St.	69 67	
									201	H Saint Joseph's	67 59	
									216	H George Mason	77 65	
									239	A Howard	78 62	
									280	A Navy	46 61	
									286	H St. Bonaventure	67 61	
									306	N UMBC	74 58	
									343	H Coppin St.	79 46	
LAST 10 Division I												
			216	H George Mason	77 65		109	A Duquesne	56 82			
			201	H Saint Joseph's	67 59		101	H Saint Louis	61 77			
			119	A Richmond	61 63		80	H Dayton	58 98			
			286	H St. Bonaventure	67 61		53	H Temple	69 72			
			142	A Massachusetts	62 76		88	H Villanova	69 77			

Non-Div I Games:

La Salle

■ Loss,
■ Non-Conf,
■ S Site,
■ H Home
■ A Away
N Neutral

Average RPI Win:	328	WON-LOST	WINNING	LAST 10	STRENGTH OF	OPP. STRENGTH	TEAM	ADJ.	CONF.	ADJ CONF.
Average RPI Loss:	222	RECORD	PCT. RANK	GAMES	SCHEDULE	OF SCHEDULE	RPI	RPI	RPI	RPI
DIV. I ONLY	3- 16	327	2-8	338	331	346	346	22	22	
DIV. I NON-CONF.	2- 9	304	1-1	345	342	351	351	21	21	
TOTALS	RPI 1-25	RPI 26-50	W-L RECORDS	RPI 51-100	RPI 101-150	RPI 150+				
3- 16	0- 0	0- 0	OVERALL	0- 2	0- 2	3- 12				
2- 5	0- 0	0- 0	HOME	0- 1	0- 0	2- 4				
1- 11	0- 0	0- 0	AWAY	0- 1	0- 2	1- 8				
0- 0	0- 0	0- 0	NEUTRAL	0- 0	0- 0	0- 0				
2- 9	0- 0	0- 0	NON-CONFERENCE	0- 0	0- 1	2- 8				
2- 3	0- 0	0- 0	HOME	0- 0	0- 0	2- 3				
0- 6	0- 0	0- 0	AWAY	0- 0	0- 1	0- 5				
0- 0	0- 0	0- 0	NEUTRAL	0- 0	0- 0	0- 0				
1- 7	0- 0	0- 0	CONFERENCE	0- 2	0- 1	1- 4				
0- 2	0- 0	0- 0	HOME	0- 1	0- 0	0- 1				
1- 5	0- 0	0- 0	AWAY	0- 1	0- 1	1- 3				
0- 0	0- 0	0- 0	NEUTRAL	0- 0	0- 0	0- 0				

RPI S	Opponent	Score	RPI S	Opponent	Score	RPI S	Opponent	Score	RPI S	Opponent	Score	Team's RPI: 346
						65	H Troy	65 72	132	A Louisiana	55 68	
						99	A UT Arlington	34 72	141	A Tennessee Tech	68 75	
									154	A Texas Tech	38 83	
									198	H Southern Miss.	42 57	
									204	H Little Rock	50 70	
									229	H Southeastern La.	52 65	
									237	A North Texas	51 63	
									261	A South Alabama	63 72	
									276	A Ole Miss	42 66	
									290	A Ga. Southern	47 64	
									292	A Texas St.	58 55	
									293	A Nicholls St.	59 74	
									317	H Houston Baptist	65 72	
									322	A Georgia St.	52 68	
									328	A McNeese	69 72	
									342	H Northwestern St.	63 54	
									351	H Mississippi Val.	74 66	
LAST 10 Division I												
			132	A Louisiana	55 68	65	H Troy	65 72				
			204	H Little Rock	50 70	322	A Georgia St.	52 68				
			99	A UT Arlington	34 72	290	A Ga. Southern	47 64				
			292	A Texas St.	58 55	351	H Mississippi Val.	74 66				
			261	A South Alabama	63 72	154	A Texas Tech	38 83				

Non-Div I Games:

La.-Monroe

■ Loss,
■ Non-Conf,
■ S Site,
■ H Home
■ A Away
N Neutral

Lafayette

Through Games Of Jan. 29, 2020

Average RPI Win:	248	WON-LOST	WINNING	LAST 10	STRENGTH OF	OPP. STRENGTH	TEAM	ADJ.	CONF.	ADJ CONF.
Average RPI Loss:	142	RECORD	PCT. RANK	GAMES	SCHEDULE	OF SCHEDULE	RPI	RPI	RPI	RPI
DIV. I ONLY	10- 9	164	6-4	185	298	181	181	15	15	
DIV. I NON-CONF.	4- 6	212	0-1	268	338	285	285	16	16	
TOTALS	RPI 1-25	RPI 26-50	W-L RECORDS	RPI 51-100	RPI 101-150	RPI 150+				
10- 9	0- 0	0- 1	OVERALL	1- 3	1- 2	8- 3				
8- 2	0- 0	0- 0	HOME	1- 0	1- 1	6- 1				
2- 7	0- 0	0- 1	AWAY	0- 3	0- 1	2- 2				
0- 0	0- 0	0- 0	NEUTRAL	0- 0	0- 0	0- 0				
4- 6	0- 0	0- 1	NON-CONFERENCE	0- 1	0- 1	4- 3				
3- 2	0- 0	0- 0	HOME	0- 0	0- 1	3- 1				
1- 4	0- 0	0- 1	AWAY	0- 1	0- 0	1- 2				
0- 0	0- 0	0- 0	NEUTRAL	0- 0	0- 0	0- 0				
6- 3	0- 0	0- 0	CONFERENCE	1- 2	1- 1	4- 0				
5- 0	0- 0	0- 0	HOME	1- 0	1- 0	3- 0				
1- 3	0- 0	0- 0	AWAY	0- 2	0- 1	1- 0				
0- 0	0- 0	0- 0	NEUTRAL	0- 0	0- 0	0- 0				

RPI 1-25				RPI 26-50				RPI 51-100				RPI 101+				Team's RPI: 181	
RPI	S	Opponent	Score	RPI	S	Opponent	Score	RPI	S	Opponent	Score	RPI	S	Opponent	Score		
				42	A	St. John's (NY)	44 76	64	A	Bucknell	36 50	109	H	Duquesne	65 73		
								76	A	Seton Hall	50 74	115	A	Holy Cross	56 57		
								95	A	Colgate	52 73	143	H	Lehigh	61 53		
								95	H	Colgate	55 39	186	A	Binghamton	64 74		
												190	H	Boston U.	59 57		
												222	H	Manhattan	60 53		
												280	H	Navy	79 52		
												282	H	Loyola Maryland	55 52		
												283	A	Monmouth	44 52		
												284	A	Army West Point	57 52		
												306	H	UMBC	58 65		
												309	A	Albany (NY)	54 47		
												332	H	Fairleigh Dickinson	61 29		
												347	H	LIU Brooklyn	65 60		
LAST 10 Division I																	
				95	H	Colgate	55 39	282	H	Loyola Maryland	55 52						
				143	H	Lehigh	61 53	115	A	Holy Cross	56 57						
				284	A	Army West Point	57 52	64	A	Bucknell	36 50						
				280	H	Navy	79 52	190	H	Boston U.	59 57						
				95	A	Colgate	52 73	306	H	UMBC	58 65						

Non-Div I Games:

Lafayette

Loss, Non-Conf, S Site, H Home A Away N Neutral

Average RPI Win:	262	WON-LOST	WINNING	LAST 10	STRENGTH OF	OPP. STRENGTH	TEAM	ADJ.	CONF.	ADJ CONF.
Average RPI Loss:	136	RECORD	PCT. RANK	GAMES	SCHEDULE	OF SCHEDULE	RPI	RPI	RPI	RPI
DIV. I ONLY	6- 11	251	4-6	114	287	215	215	23	23	
DIV. I NON-CONF.	2- 5	259	0	15	156	139	139	20	20	
TOTALS	RPI 1-25	RPI 26-50	W-L RECORDS	RPI 51-100	RPI 101-150	RPI 150+				
6- 11	0- 2	0- 1	OVERALL	1- 1	0- 3	5- 4				
3- 4	0- 0	0- 0	HOME	0- 0	0- 2	3- 2				
2- 7	0- 2	0- 1	AWAY	0- 1	0- 1	2- 2				
1- 0	0- 0	0- 0	NEUTRAL	1- 0	0- 0	0- 0				
2- 5	0- 2	0- 1	NON-CONFERENCE	1- 0	0- 1	1- 1				
1- 1	0- 0	0- 0	HOME	0- 0	0- 1	1- 0				
0- 4	0- 2	0- 1	AWAY	0- 0	0- 0	0- 1				
1- 0	0- 0	0- 0	NEUTRAL	1- 0	0- 0	0- 0				
4- 6	0- 0	0- 0	CONFERENCE	0- 1	0- 2	4- 3				
2- 3	0- 0	0- 0	HOME	0- 0	0- 1	2- 2				
2- 3	0- 0	0- 0	AWAY	0- 1	0- 1	2- 1				
0- 0	0- 0	0- 0	NEUTRAL	0- 0	0- 0	0- 0				

RPI 1-25				RPI 26-50				RPI 51-100				RPI 101+ Team's RPI: 215			
RPI	S	Opponent	Score	RPI	S	Opponent	Score	RPI	S	Opponent	Score	RPI	S	Opponent	Score
7	A	Baylor	28 90	48	A	Oklahoma St.	53 74	79	A	Abilene Christian	72 78	111	H	SFA	53 54
17	A	NC State	40 81					97	N	Idaho	47 44	125	A	A&M-Corpus Christi	39 49
												132	H	Louisiana	63 74
												155	H	New Orleans	57 62
												162	A	Sam Houston St.	47 68
												229	A	Southeastern La.	65 57
												291	H	Denver	71 59
												293	A	Nicholls St.	84 78
												317	H	Houston Baptist	60 53
												324	H	Incarinate Word	48 67
												334	A	Cal Poly	56 57
												342	H	Northwestern St.	61 58
LAST 10 Division I															
111	H	SFA	53 54	293	A	Nicholls St.	84 78								
324	H	Incarinate Word	48 67	79	A	Abilene Christian	72 78								
125	A	A&M-Corpus Christi	39 49	155	H	New Orleans	57 62								
162	A	Sam Houston St.	47 68	342	H	Northwestern St.	61 58								
317	H	Houston Baptist	60 53	229	A	Southeastern La.	65 57								

Non-Div I Games: Howard Payne 96 36 LeTourneau 90 38

Lamar University

Loss, Non-Conf, S Site, H Home A Away N Neutral

Average RPI Win: 231	WON-LOST	WINNING	LAST 10	STRENGTH OF	OPP. STRENGTH	TEAM	ADJ.	CONF.	ADJ CONF.
Average RPI Loss: 114	RECORD	PCT. RANK	GAMES	SCHEDULE	OF SCHEDULE	RPI	RPI	RPI	RPI
DIV. I ONLY	12- 7	97	6-4	219	173	143	143	15	15
DIV. I NON-CONF.	7- 3	80	1-0	217	218	100	100	16	16
TOTALS	RPI 1-25	RPI 26-50	W-L RECORDS	RPI 51-100	RPI 101-150	RPI 150+			
12- 7	0- 0	0- 0	OVERALL	1- 3	1- 2	10- 2			
5- 3	0- 0	0- 0	HOME	1- 1	1- 1	3- 1			
7- 2	0- 0	0- 0	AWAY	0- 1	0- 0	7- 1			
0- 2	0- 0	0- 0	NEUTRAL	0- 1	0- 1	0- 0			
7- 3	0- 0	0- 0	NON-CONFERENCE	1- 2	1- 1	5- 0			
3- 0	0- 0	0- 0	HOME	1- 0	1- 0	1- 0			
4- 1	0- 0	0- 0	AWAY	0- 1	0- 0	4- 0			
0- 2	0- 0	0- 0	NEUTRAL	0- 1	0- 1	0- 0			
5- 4	0- 0	0- 0	CONFERENCE	0- 1	0- 1	5- 2			
2- 3	0- 0	0- 0	HOME	0- 1	0- 1	2- 1			
3- 1	0- 0	0- 0	AWAY	0- 0	0- 0	3- 1			
0- 0	0- 0	0- 0	NEUTRAL	0- 0	0- 0	0- 0			

RPI 1-25				RPI 26-50				RPI 51-100				RPI 101+ Team's RPI: 143					
RPI	S	Opponent	Score	RPI	S	Opponent	Score	RPI	S	Opponent	Score	RPI	S	Opponent	Score		
								64	H	Bucknell	50	71	115	H	Holy Cross	57	74
								68	A	Minnesota	49	77	124	N	Fordham	57	59
								73	N	Ball St.	52	54	140	H	George Washington	59	53
								76	H	Seton Hall	75	68	167	A	Merrimack	72	68
													172	A	American	64	63
													172	H	American	56	64
													181	A	Lafayette	53	61
													190	H	Boston U.	51	34
													241	A	Mt. St. Mary's	66	65
													260	A	Delaware St.	68	38
													280	A	Navy	60	53
													280	H	Navy	70	40
													282	A	Loyola Maryland	55	53
													335	A	Saint Peter's	80	71
													344	H	Central Conn. St.	70	51
LAST 10 Division I																	
				172	H	American	56	64	172	A	American	64	63				
				181	A	Lafayette	53	61	190	H	Boston U.	51	34				
				115	H	Holy Cross	57	74	282	A	Loyola Maryland	55	53				
				64	H	Bucknell	50	71	280	H	Navy	70	40				
				280	A	Navy	60	53	335	A	Saint Peter's	80	71				

Non-Div I Games: Bloomsburg 91 43

Lehigh

Liberty

Through Games Of Jan. 29, 2020

Average RPI Win: 219	WON-LOST	WINNING	LAST 10	STRENGTH OF	OPP. STRENGTH	TEAM	ADJ.	CONF.	ADJ CONF.
Average RPI Loss: 107	RECORD	PCT. RANK	GAMES	SCHEDULE	OF SCHEDULE	RPI	RPI	RPI	RPI
DIV. I ONLY	11- 9	149	7-3	104	162	112	112	16	16
DIV. I NON-CONF.	7- 6	161	3-0	75	176	101	101	15	15
TOTALS	RPI 1-25	RPI 26-50	W-L RECORDS	RPI 51-100	RPI 101-150	RPI 150+			
11- 9	0- 1	0- 3	OVERALL	1- 1	0- 1	10- 3			
3- 4	0- 0	0- 0	HOME	0- 0	0- 1	3- 3			
6- 4	0- 0	0- 3	AWAY	0- 1	0- 0	6- 0			
2- 1	0- 1	0- 0	NEUTRAL	1- 0	0- 0	1- 0			
7- 6	0- 1	0- 2	NON-CONFERENCE	1- 0	0- 1	6- 2			
1- 3	0- 0	0- 0	HOME	0- 0	0- 1	1- 2			
4- 2	0- 0	0- 2	AWAY	0- 0	0- 0	4- 0			
2- 1	0- 1	0- 0	NEUTRAL	1- 0	0- 0	1- 0			
4- 3	0- 0	0- 1	CONFERENCE	0- 1	0- 0	4- 1			
2- 1	0- 0	0- 0	HOME	0- 0	0- 0	2- 1			
2- 2	0- 0	0- 1	AWAY	0- 1	0- 0	2- 0			
0- 0	0- 0	0- 0	NEUTRAL	0- 0	0- 0	0- 0			

RPI 1-25				RPI 26-50				RPI 51-100				RPI 101+				Team's RPI: 112	
RPI	S	Opponent	Score	RPI	S	Opponent	Score	RPI	S	Opponent	Score	RPI	S	Opponent	Score		
13	N	Oregon St.	55 68	26	A	Virginia Tech	69 73	55	N	Bradley	75 63	121	H	UNC Greensboro	53 58		
				34	A	FGCU	57 64	78	A	North Florida	50 65	169	H	North Ala.	71 76		
				44	A	James Madison	53 76					179	A	Hampton	83 59		
												180	A	Norfolk St.	67 48		
												192	N	Miami (OH)	65 53		
												203	H	Jacksonville	85 76		
												227	A	UMKC	68 44		
												234	H	Chattanooga	54 71		
												240	H	ETSU	62 63		
												246	A	Saint Francis (PA)	71 52		
												258	A	Stetson	57 48		
												265	H	Lipscomb	64 60		
												270	H	East Carolina	81 66		
												330	A	NJIT	67 53		
LAST 10 Division I																	
				78	A	North Florida	50 65	34	A	FGCU	57 64						
				258	A	Stetson	57 48	330	A	NJIT	67 53						
				265	H	Lipscomb	64 60	227	A	UMKC	68 44						
				169	H	North Ala.	71 76	55	N	Bradley	75 63						
				203	H	Jacksonville	85 76	246	A	Saint Francis (PA)	71 52						

Non-Div I Games:

Liberty

Loss, Non-Conf, S Site, H Home A Away N Neutral

Average RPI Win:	290	WON-LOST	WINNING	LAST 10	STRENGTH OF	OPP. STRENGTH	TEAM	ADJ.	CONF.	ADJ CONF.
Average RPI Loss:	135	RECORD	PCT. RANK	GAMES	SCHEDULE	OF SCHEDULE	RPI	RPI	RPI	RPI
DIV. I ONLY	4- 16	310	2-8	95	262	265	265	16	16	
DIV. I NON-CONF.	2- 10	313	0-2	81	310	266	266	15	15	
TOTALS	RPI 1-25	RPI 26-50	W-L RECORDS	RPI 51-100	RPI 101-150	RPI 150+				
4- 16	0- 0	0- 2	OVERALL	0- 6	0- 2	4- 6				
1- 7	0- 0	0- 0	HOME	0- 2	0- 0	1- 5				
3- 7	0- 0	0- 2	AWAY	0- 2	0- 2	3- 1				
0- 2	0- 0	0- 0	NEUTRAL	0- 2	0- 0	0- 0				
2- 10	0- 0	0- 1	NON-CONFERENCE	0- 5	0- 1	2- 3				
1- 3	0- 0	0- 0	HOME	0- 1	0- 0	1- 2				
1- 5	0- 0	0- 1	AWAY	0- 2	0- 1	1- 1				
0- 2	0- 0	0- 0	NEUTRAL	0- 2	0- 0	0- 0				
2- 6	0- 0	0- 1	CONFERENCE	0- 1	0- 1	2- 3				
0- 4	0- 0	0- 0	HOME	0- 1	0- 0	0- 3				
2- 2	0- 0	0- 1	AWAY	0- 0	0- 1	2- 0				
0- 0	0- 0	0- 0	NEUTRAL	0- 0	0- 0	0- 0				

RPI 1-25				RPI 26-50				RPI 51-100				RPI 101+				Team's RPI: 265	
RPI	S	Opponent	Score	RPI	S	Opponent	Score	RPI	S	Opponent	Score	RPI	S	Opponent	Score		
				34	A	FGCU	56 82	66	H	Belmont	68 69	112	A	Liberty	60 64		
				50	A	Middle Tenn.	49 70	67	N	Marist	63 74	141	A	Tennessee Tech	58 78		
								78	H	North Florida	60 68	169	H	North Ala.	72 84		
								80	A	Dayton	60 82	203	H	Jacksonville	64 73		
								84	N	Rider	76 81	213	H	Kennesaw St.	66 74		
								87	A	UT Martin	67 83	223	H	Murray St.	57 67		
												232	H	Northern Ky.	71 69		
												244	H	Eastern Ill.	56 66		
												258	A	Stetson	65 59		
												310	A	Jacksonville St.	63 65		
												330	A	NJIT	65 57		
												338	A	Tennessee St.	74 64		
LAST 10 Division I																	
				203	H	Jacksonville	64 73	169	H	North Ala.	72 84						
				78	H	North Florida	60 68	258	A	Stetson	65 59						
				330	A	NJIT	65 57	34	A	FGCU	56 82						
				112	A	Liberty	60 64	141	A	Tennessee Tech	58 78						
				213	H	Kennesaw St.	66 74	87	A	UT Martin	67 83						

Non-Div I Games: Queens (NC) 86 45

Lipscomb

■ Loss,
■ Non-Conf,
■ S Site,
■ H Home
■ A Away
N Neutral

Little Rock

Through Games Of Jan. 29, 2020

Average RPI Win:	273	WON-LOST	WINNING	LAST 10	STRENGTH OF	OPP. STRENGTH	TEAM	ADJ.	CONF.	ADJ CONF.
Average RPI Loss:	96	RECORD	PCT. RANK	GAMES	SCHEDULE	OF SCHEDULE	RPI	RPI	RPI	RPI
DIV. I ONLY	8- 11	219	6-4	150	128	204	204	22	22	
DIV. I NON-CONF.	2- 9	304	0-2	45	30	229	229	21	21	
TOTALS	RPI 1-25	RPI 26-50	W-L RECORDS	RPI 51-100	RPI 101-150	RPI 150+				
8- 11	0- 3	0- 2	OVERALL	0- 2	0- 1	8- 3				
6- 4	0- 1	0- 0	HOME	0- 0	0- 1	6- 2				
2- 7	0- 2	0- 2	AWAY	0- 2	0- 0	2- 1				
0- 0	0- 0	0- 0	NEUTRAL	0- 0	0- 0	0- 0				
2- 9	0- 3	0- 2	NON-CONFERENCE	0- 1	0- 0	2- 3				
2- 3	0- 1	0- 0	HOME	0- 0	0- 0	2- 2				
0- 6	0- 2	0- 2	AWAY	0- 1	0- 0	0- 1				
0- 0	0- 0	0- 0	NEUTRAL	0- 0	0- 0	0- 0				
6- 2	0- 0	0- 0	CONFERENCE	0- 1	0- 1	6- 0				
4- 1	0- 0	0- 0	HOME	0- 0	0- 1	4- 0				
2- 1	0- 0	0- 0	AWAY	0- 1	0- 0	2- 0				
0- 0	0- 0	0- 0	NEUTRAL	0- 0	0- 0	0- 0				

RPI 1-25				RPI 26-50				RPI 51-100				RPI 101+ Team's RPI: 204			
RPI	S	Opponent	Score	RPI	S	Opponent	Score	RPI	S	Opponent	Score	RPI	S	Opponent	Score
11	A	Mississippi St.	50 89	29	A	Western Ky.	58 77	99	A	UT Arlington	58 65	123	H	Coastal Caro.	48 68
18	A	Texas A&M	35 78	46	A	Arkansas	53 86	100	A	Rice	40 66	168	A	Fla. Atlantic	72 79
24	H	LSU	50 65									178	H	Memphis	50 68
												211	H	Arkansas St.	67 58
												217	H	Central Ark.	63 48
												224	H	Tulsa	63 51
												255	H	Louisiana Tech	38 43
												279	H	Appalachian St.	68 63
												290	H	Ga. Southern	58 46
												292	A	Texas St.	78 66
												322	H	Georgia St.	66 46
												346	A	La.-Monroe	70 50
LAST 10 Division I															
279	H	Appalachian St.	68 63	290	H	Ga. Southern	58 46								
346	A	La.-Monroe	70 50	99	A	UT Arlington	58 65								
211	H	Arkansas St.	67 58	292	A	Texas St.	78 66								
123	H	Coastal Caro.	48 68	11	A	Mississippi St.	50 89								
322	H	Georgia St.	66 46	46	A	Arkansas	53 86								

Non-Div I Games:

Little Rock

Loss, Non-Conf, S Site, H Home A Away N Neutral

Average RPI Win:	256	WON-LOST	WINNING	LAST 10	STRENGTH OF	OPP. STRENGTH	TEAM	ADJ.	CONF.	ADJ CONF.
Average RPI Loss:	179	RECORD	PCT. RANK	GAMES	SCHEDULE	OF SCHEDULE	RPI	RPI	RPI	RPI
DIV. I ONLY	8- 10	208	6-4	318	155	262	262	27	27	
DIV. I NON-CONF.	4- 8	235	2-2	294	85	280	280	26	26	
TOTALS	RPI 1-25	RPI 26-50	W-L RECORDS	RPI 51-100	RPI 101-150	RPI 150+				
8- 10	0- 2	0- 0	OVERALL	0- 1	0- 1	8- 6				
4- 3	0- 1	0- 0	HOME	0- 0	0- 0	4- 2				
2- 7	0- 1	0- 0	AWAY	0- 1	0- 1	2- 4				
2- 0	0- 0	0- 0	NEUTRAL	0- 0	0- 0	2- 0				
4- 8	0- 2	0- 0	NON-CONFERENCE	0- 1	0- 1	4- 4				
1- 3	0- 1	0- 0	HOME	0- 0	0- 0	1- 2				
1- 5	0- 1	0- 0	AWAY	0- 1	0- 1	1- 2				
2- 0	0- 0	0- 0	NEUTRAL	0- 0	0- 0	2- 0				
4- 2	0- 0	0- 0	CONFERENCE	0- 0	0- 0	4- 2				
3- 0	0- 0	0- 0	HOME	0- 0	0- 0	3- 0				
1- 2	0- 0	0- 0	AWAY	0- 0	0- 0	1- 2				
0- 0	0- 0	0- 0	NEUTRAL	0- 0	0- 0	0- 0				

RPI 1-25				RPI 26-50				RPI 51-100				RPI 101+ Team's RPI: 262			
RPI	S	Opponent	Score	RPI	S	Opponent	Score	RPI	S	Opponent	Score	RPI	S	Opponent	Score
2	H	Oregon	45 81					71	A	Southern California	40 57	127	A	California	45 68
6	A	UCLA	51 86									166	A	Santa Clara	54 46
												184	H	Hawaii	62 55
												185	A	UC Davis	55 57
												191	N	Penn St.	64 56
												238	A	Cal St. Fullerton	65 69
												249	H	CSUN	60 52
												251	H	LMU (CA)	57 70
												288	H	Utah St.	48 56
												294	A	California Baptist	70 79
												300	A	UC Irvine	56 46
												308	H	Air Force	74 68
												316	N	UTRGV	69 65
												331	A	Seattle U	54 66
												334	H	Cal Poly	72 69
LAST 10 Division I															
				300	A	UC Irvine	56 46					334	H	Cal Poly	72 69
				184	H	Hawaii	62 55					71	A	Southern California	40 57
				249	H	CSUN	60 52					316	N	UTRGV	69 65
				185	A	UC Davis	55 57					308	H	Air Force	74 68
				238	A	Cal St. Fullerton	65 69					2	H	Oregon	45 81

Non-Div I Games: Westcliff 94 47 Bethesda (CA) 90 43

Long Beach St.

Loss, Non-Conf, S Site, H Home A Away N Neutral

Average RPI Win:	276	WON-LOST	WINNING	LAST 10	STRENGTH OF	OPP. STRENGTH	TEAM	ADJ.	CONF.	ADJ CONF.
Average RPI Loss:	193	RECORD	PCT. RANK	GAMES	SCHEDULE	OF SCHEDULE	RPI	RPI	RPI	RPI
DIV. I ONLY	9- 10	193	5-5	305	294	271	271	26	26	
DIV. I NON-CONF.	4- 5	195	0	312	191	262	262	27	27	
TOTALS	RPI 1-25	RPI 26-50	W-L RECORDS	RPI 51-100	RPI 101-150	RPI 150+				
9- 10	0- 0	0- 1	OVERALL	0- 0	0- 2	9- 7				
6- 4	0- 0	0- 0	HOME	0- 0	0- 1	6- 3				
3- 6	0- 0	0- 1	AWAY	0- 0	0- 1	3- 4				
0- 0	0- 0	0- 0	NEUTRAL	0- 0	0- 0	0- 0				
4- 5	0- 0	0- 1	NON-CONFERENCE	0- 0	0- 1	4- 3				
3- 1	0- 0	0- 0	HOME	0- 0	0- 0	3- 1				
1- 4	0- 0	0- 1	AWAY	0- 0	0- 1	1- 2				
0- 0	0- 0	0- 0	NEUTRAL	0- 0	0- 0	0- 0				
5- 5	0- 0	0- 0	CONFERENCE	0- 0	0- 1	5- 4				
3- 3	0- 0	0- 0	HOME	0- 0	0- 1	3- 2				
2- 2	0- 0	0- 0	AWAY	0- 0	0- 0	2- 2				
0- 0	0- 0	0- 0	NEUTRAL	0- 0	0- 0	0- 0				

RPI 1-25			RPI 26-50			RPI 51-100			RPI 101+			Team's RPI: 271
RPI	S	Opponent	Score	RPI	S	Opponent	Score	RPI	S	Opponent	Score	
				44	A	James Madison	53 93					
								129	H	Campbell	55 70	
								131	A	Florida	54 71	
								179	A	Hampton	55 72	
								180	A	Norfolk St.	46 49	
								212	H	High Point	69 76	
								221	H	Brown	86 76	
								225	H	UNC Asheville	73 56	
								228	H	Gardner-Webb	80 70	
								236	H	Radford	61 62	
								250	H	UNCW	59 58	
								259	A	Winthrop	63 74	
								260	H	Delaware St.	78 62	
								270	H	East Carolina	61 64	
								285	A	Wofford	76 79	
								297	A	Presbyterian	71 60	
								326	A	UMES	71 62	
								340	A	USC Upstate	70 62	
								341	H	Charleston So.	84 64	
LAST 10 Division I												
				179	A	Hampton	55 72	340	A	USC Upstate	70 62	
				225	H	UNC Asheville	73 56	341	H	Charleston So.	84 64	
				259	A	Winthrop	63 74	129	H	Campbell	55 70	
				212	H	High Point	69 76	297	A	Presbyterian	71 60	
				236	H	Radford	61 62	228	H	Gardner-Webb	80 70	

Non-Div I Games:

Longwood

■ Loss,
 ■ Non-Conf,
 ■ S Site,
 ■ H Home
 ■ A Away
 N Neutral

Louisiana

Through Games Of Jan. 29, 2020

Average RPI Win:	245	WON-LOST	WINNING	LAST 10	STRENGTH OF	OPP. STRENGTH	TEAM	ADJ.	CONF.	ADJ CONF.
Average RPI Loss:	160	RECORD	PCT. RANK	GAMES	SCHEDULE	OF SCHEDULE	RPI	RPI	RPI	RPI
DIV. I ONLY	11- 6	93	7-3	270	238	132	132	22	22	
DIV. I NON-CONF.	5- 4	140	1-1	237	224	140	140	21	21	
TOTALS	RPI 1-25	RPI 26-50	W-L RECORDS	RPI 51-100	RPI 101-150	RPI 150+				
11- 6	0- 1	0- 0	OVERALL	1- 1	0- 0	10- 4				
5- 1	0- 1	0- 0	HOME	0- 0	0- 0	5- 0				
6- 5	0- 0	0- 0	AWAY	1- 1	0- 0	5- 4				
0- 0	0- 0	0- 0	NEUTRAL	0- 0	0- 0	0- 0				
5- 4	0- 1	0- 0	NON-CONFERENCE	0- 0	0- 0	5- 3				
2- 1	0- 1	0- 0	HOME	0- 0	0- 0	2- 0				
3- 3	0- 0	0- 0	AWAY	0- 0	0- 0	3- 3				
0- 0	0- 0	0- 0	NEUTRAL	0- 0	0- 0	0- 0				
6- 2	0- 0	0- 0	CONFERENCE	1- 1	0- 0	5- 1				
3- 0	0- 0	0- 0	HOME	0- 0	0- 0	3- 0				
3- 2	0- 0	0- 0	AWAY	1- 1	0- 0	2- 1				
0- 0	0- 0	0- 0	NEUTRAL	0- 0	0- 0	0- 0				

RPI 1-25				RPI 26-50				RPI 51-100				RPI 101+ Team's RPI: 132			
RPI	S	Opponent	Score	RPI	S	Opponent	Score	RPI	S	Opponent	Score	RPI	S	Opponent	Score
11	H	Mississippi St.	48 64					65	A	Troy	79 73	155	A	New Orleans	65 60
								99	A	UT Arlington	52 79	161	A	Jackson St.	54 65
												162	A	Sam Houston St.	73 77
												211	H	Arkansas St.	83 43
												215	A	Lamar University	74 63
												229	H	Southeastern La.	60 50
												237	A	North Texas	66 69
												261	H	South Alabama	73 68
												276	A	Ole Miss	53 42
												290	A	Ga. Southern	67 83
												292	A	Texas St.	73 67
												322	A	Georgia St.	75 65
												328	H	McNeese	75 55
												346	H	La.-Monroe	68 55
LAST 10 Division I															
346	H	La.-Monroe	68 55	261	H	South Alabama	73 68								
211	H	Arkansas St.	83 43	290	A	Ga. Southern	67 83								
292	A	Texas St.	73 67	322	A	Georgia St.	75 65								
99	A	UT Arlington	52 79	161	A	Jackson St.	54 65								
65	A	Troy	79 73	276	A	Ole Miss	53 42								

Non-Div I Games: Loyola (LA) 67 51 Xavier (LA) 62 49

Louisiana

Loss, Non-Conf, S Site, H Home A Away N Neutral

Average RPI Win:	219	WON-LOST	WINNING	LAST 10	STRENGTH OF	OPP. STRENGTH	TEAM	ADJ.	CONF.	ADJ CONF.
Average RPI Loss:	195	RECORD	PCT. RANK	GAMES	SCHEDULE	OF SCHEDULE	RPI	RPI	RPI	RPI
DIV. I ONLY	8- 8	175	5-5	277	184	255	255	13	13	
DIV. I NON-CONF.	6- 3	90	3-0	337	229	230	230	13	13	
TOTALS	RPI 1-25	RPI 26-50	W-L RECORDS	RPI 51-100	RPI 101-150	RPI 150+				
8- 8	0- 0	1- 0	OVERALL	0- 1	0- 1	7- 6				
7- 3	0- 0	1- 0	HOME	0- 0	0- 1	6- 2				
1- 5	0- 0	0- 0	AWAY	0- 1	0- 0	1- 4				
0- 0	0- 0	0- 0	NEUTRAL	0- 0	0- 0	0- 0				
6- 3	0- 0	0- 0	NON-CONFERENCE	0- 0	0- 0	6- 3				
5- 1	0- 0	0- 0	HOME	0- 0	0- 0	5- 1				
1- 2	0- 0	0- 0	AWAY	0- 0	0- 0	1- 2				
0- 0	0- 0	0- 0	NEUTRAL	0- 0	0- 0	0- 0				
2- 5	0- 0	1- 0	CONFERENCE	0- 1	0- 1	1- 3				
2- 2	0- 0	1- 0	HOME	0- 0	0- 1	1- 1				
0- 3	0- 0	0- 0	AWAY	0- 1	0- 0	0- 2				
0- 0	0- 0	0- 0	NEUTRAL	0- 0	0- 0	0- 0				

RPI 1-25			RPI 26-50			RPI 51-100			RPI 101+			Team's RPI: 255
RPI	S	Opponent	Score	RPI	S	Opponent	Score	RPI	S	Opponent	Score	
				50	H	Middle Tenn.	78 60	100	A	Rice	47 60	
								117	H	UAB	51 71	
								160	A	Houston	53 67	
								170	H	Wichita St.	80 88	
								178	H	Memphis	83 74	
								198	A	Southern Miss.	60 66	
								204	A	Little Rock	43 38	
								211	H	Arkansas St.	67 54	
								214	H	UTEP	87 80	
								229	H	Southeastern La.	92 78	
								237	A	North Texas	69 74	
								276	A	Ole Miss	53 76	
								303	H	UTSA	73 82	
								328	H	McNeese	79 54	
								336	H	Grambling	70 66	
LAST 10 Division I												
				117	H	UAB	51 71	303	H	UTSA	73 82	
				50	H	Middle Tenn.	78 60	198	A	Southern Miss.	60 66	
				237	A	North Texas	69 74	211	H	Arkansas St.	67 54	
				100	A	Rice	47 60	336	H	Grambling	70 66	
				214	H	UTEP	87 80	229	H	Southeastern La.	92 78	

Non-Div I Games: Loyola (LA) 71 52 LSU-Alexandria 93 61

Louisiana Tech

Loss, Non-Conf, S Site, H Home A Away N Neutral

Average RPI Win: 101		WON-LOST	WINNING	LAST 10	STRENGTH OF		OPP. STRENGTH	TEAM	ADJ.	CONF.	ADJ CONF.
Average RPI Loss: 25		RECORD	PCT. RANK	GAMES	SCHEDULE		OF SCHEDULE	RPI	RPI	RPI	RPI
DIV. I ONLY		20- 1	1	10-0	47		1	3	3	5	5
DIV. I NON-CONF.		11- 1	13	1-0	11		5	1	1	3	3
TOTALS		RPI 1-25	RPI 26-50		W-L RECORDS		RPI 51-100	RPI 101-150		RPI 150+	
20- 1	3- 1	4- 0		OVERALL		6- 0	2- 0		5- 0		
10- 0	1- 0	3- 0		HOME		1- 0	2- 0		3- 0		
7- 1	1- 1	0- 0		AWAY		4- 0	0- 0		2- 0		
3- 0	1- 0	1- 0		NEUTRAL		1- 0	0- 0		0- 0		
11- 1	3- 1	2- 0		NON-CONFERENCE		2- 0	1- 0		3- 0		
5- 0	1- 0	1- 0		HOME		0- 0	1- 0		2- 0		
3- 1	1- 1	0- 0		AWAY		1- 0	0- 0		1- 0		
3- 0	1- 0	1- 0		NEUTRAL		1- 0	0- 0		0- 0		
9- 0	0- 0	2- 0		CONFERENCE		4- 0	1- 0		2- 0		
5- 0	0- 0	2- 0		HOME		1- 0	1- 0		1- 0		
4- 0	0- 0	0- 0		AWAY		3- 0	0- 0		1- 0		
0- 0	0- 0	0- 0		NEUTRAL		0- 0	0- 0		0- 0		

RPI	S	Opponent	Score	RPI	S	Opponent	Score	RPI	S	Opponent	Score	RPI	S	Opponent	Score
2	N	Oregon	72 62	29	H	Western Ky.	75 56	57	A	North Carolina	74 67	113	H	Boise St.	98 82
20	H	Central Mich.	76 63	35	H	Virginia	71 56	60	A	Miami (FL)	87 41	114	H	Syracuse	62 58
21	A	Kentucky	67 66	37	H	Duke	60 55	63	H	Wake Forest	75 61	171	A	Clemson	75 50
25	A	Ohio St.	60 67	48	N	Oklahoma St.	69 48	87	A	UT Martin	71 63	223	H	Murray St.	76 40
								90	A	Boston College	81 70	232	A	Northern Ky.	85 57
								99	N	UT Arlington	76 67	234	H	Chattanooga	86 37
												287	H	Pittsburgh	83 49
LAST 10 Division I															
				287	H	Pittsburgh	83 49	60	A	Miami (FL)	87 41				
				35	H	Virginia	71 56	37	H	Duke	60 55				
				57	A	North Carolina	74 67	171	A	Clemson	75 50				
				90	A	Boston College	81 70	114	H	Syracuse	62 58				
				63	H	Wake Forest	75 61	87	A	UT Martin	71 63				

Non-Div I Games:

Louisville

Average RPI Win:	231	WON-LOST	WINNING	LAST 10	STRENGTH OF	OPP. STRENGTH	TEAM	ADJ.	CONF.	ADJ CONF.
Average RPI Loss:	78	RECORD	PCT. RANK	GAMES	SCHEDULE	OF SCHEDULE	RPI	RPI	RPI	RPI
DIV. I ONLY	13- 5	50	5-5	189	186	104	104	7	7	
DIV. I NON-CONF.	9- 2	38	1-2	266	286	109	109	7	7	
TOTALS	RPI 1-25	RPI 26-50	W-L RECORDS	RPI 51-100	RPI 101-150	RPI 150+				
13- 5	0- 2	0- 0	OVERALL	2- 1	1- 1	10- 1				
5- 4	0- 2	0- 0	HOME	2- 1	0- 1	3- 0				
8- 1	0- 0	0- 0	AWAY	0- 0	1- 0	7- 1				
0- 0	0- 0	0- 0	NEUTRAL	0- 0	0- 0	0- 0				
9- 2	0- 1	0- 0	NON-CONFERENCE	0- 0	1- 1	8- 0				
3- 2	0- 1	0- 0	HOME	0- 0	0- 1	3- 0				
6- 0	0- 0	0- 0	AWAY	0- 0	1- 0	5- 0				
0- 0	0- 0	0- 0	NEUTRAL	0- 0	0- 0	0- 0				
4- 3	0- 1	0- 0	CONFERENCE	2- 1	0- 0	2- 1				
2- 2	0- 1	0- 0	HOME	2- 1	0- 0	0- 0				
2- 1	0- 0	0- 0	AWAY	0- 0	0- 0	2- 1				
0- 0	0- 0	0- 0	NEUTRAL	0- 0	0- 0	0- 0				

RPI S	Opponent	Score	RPI S	Opponent	Score	RPI S	Opponent	Score	RPI S	Opponent	Score	Team's RPI: 104
14	H Missouri St.	72 74				55	H Bradley	47 60	126	A Portland	78 64	
19	H DePaul	76 83				91	H Southern Ill.	51 49	136	H Western Mich.	60 70	
						94	H Illinois St.	69 64	158	H Dartmouth	61 40	
									165	A Valparaiso	64 66	
									199	H Bowling Green	84 76	
									227	A UMKC	72 67	
									244	A Eastern Ill.	67 51	
									272	A Indiana St.	58 51	
									295	H Vermont	78 76	
									314	A Detroit Mercy	89 60	
									315	A Evansville	71 61	
									321	A SIUE	63 50	
									348	A Chicago St.	98 53	
LAST 10 Division I												
165	A Valparaiso	64 66	91	H Southern Ill.	51 49							
94	H Illinois St.	69 64	14	H Missouri St.	72 74							
55	H Bradley	47 60	136	H Western Mich.	60 70							
272	A Indiana St.	58 51	19	H DePaul	76 83							
315	A Evansville	71 61	199	H Bowling Green	84 76							

Non-Div I Games:

Loyola Chicago

■ Loss,
 ■ Non-Conf,
 S Site,
 ■ Home
 ■ Away
 N Neutral

Average RPI Win:	224	WON-LOST	WINNING	LAST 10	STRENGTH OF	OPP. STRENGTH	TEAM	ADJ.	CONF.	ADJ CONF.
Average RPI Loss:	157	RECORD	PCT. RANK	GAMES	SCHEDULE	OF SCHEDULE	RPI	RPI	RPI	RPI
DIV. I ONLY	5- 15	292	3-7	154	199	282	282	15	15	
DIV. I NON-CONF.	3- 8	268	1-0	201	221	265	265	16	16	
TOTALS	RPI 1-25	RPI 26-50	W-L RECORDS	RPI 51-100	RPI 101-150	RPI 150+				
5- 15	0- 2	0- 0	OVERALL	1- 1	0- 4	4- 8				
4- 5	0- 0	0- 0	HOME	1- 1	0- 2	3- 2				
1- 9	0- 2	0- 0	AWAY	0- 0	0- 1	1- 6				
0- 1	0- 0	0- 0	NEUTRAL	0- 0	0- 1	0- 0				
3- 8	0- 2	0- 0	NON-CONFERENCE	0- 0	0- 2	3- 4				
2- 1	0- 0	0- 0	HOME	0- 0	0- 0	2- 1				
1- 6	0- 2	0- 0	AWAY	0- 0	0- 1	1- 3				
0- 1	0- 0	0- 0	NEUTRAL	0- 0	0- 1	0- 0				
2- 7	0- 0	0- 0	CONFERENCE	1- 1	0- 2	1- 4				
2- 4	0- 0	0- 0	HOME	1- 1	0- 2	1- 1				
0- 3	0- 0	0- 0	AWAY	0- 0	0- 0	0- 3				
0- 0	0- 0	0- 0	NEUTRAL	0- 0	0- 0	0- 0				

RPI 1-25				RPI 26-50				RPI 51-100				RPI 101+ Team's RPI: 282			
RPI	S	Opponent	Score	RPI	S	Opponent	Score	RPI	S	Opponent	Score	RPI	S	Opponent	Score
9	A	Maryland	45 105					64	H	Bucknell	60 50	115	H	Holy Cross	56 64
15	A	Northwestern	46 67					95	H	Colgate	74 76	134	A	Notre Dame	60 84
												143	H	Lehigh	53 55
												150	N	Wright St.	51 66
												158	H	Dartmouth	72 56
												168	A	Fla. Atlantic	61 72
												172	A	American	44 63
												181	A	Lafayette	52 55
												190	A	Boston U.	42 44
												190	H	Boston U.	39 41
												239	H	Howard	69 75
												241	A	Mt. St. Mary's	75 81
												283	H	Monmouth	64 48
												284	H	Army West Point	68 59
												311	A	St. Francis Brooklyn	78 89
												332	A	Fairleigh Dickinson	75 46
LAST 10 Division I															
190	H	Boston U.	39 41	181	A	Lafayette	52 55								
64	H	Bucknell	60 50	95	H	Colgate	74 76								
172	A	American	44 63	143	H	Lehigh	53 55								
284	H	Army West Point	68 59	115	H	Holy Cross	56 64								
190	A	Boston U.	42 44	158	H	Dartmouth	72 56								

Non-Div I Games:

Loyola Maryland

■ Loss,
■ Non-Conf,
■ S Site,
■ H Home
■ A Away
N Neutral

Maine

Through Games Of Jan. 29, 2020

Average RPI Win:	267	WON-LOST	WINNING	LAST 10	STRENGTH OF	OPP. STRENGTH	TEAM	ADJ.	CONF.	ADJ CONF.
Average RPI Loss:	133	RECORD	PCT. RANK	GAMES	SCHEDULE	OF SCHEDULE	RPI	RPI	RPI	RPI
DIV. I ONLY	7- 14	260	4-6	146	231	252	252	28	28	
DIV. I NON-CONF.	3- 10	282	0-2	87	118	241	241	28	28	
TOTALS	RPI 1-25	RPI 26-50	W-L RECORDS	RPI 51-100	RPI 101-150	RPI 150+				
7- 14	0- 1	0- 2	OVERALL	0- 3	1- 2	6- 6				
5- 4	0- 0	0- 0	HOME	0- 0	1- 2	4- 2				
2- 7	0- 1	0- 0	AWAY	0- 2	0- 0	2- 4				
0- 3	0- 0	0- 2	NEUTRAL	0- 1	0- 0	0- 0				
3- 10	0- 1	0- 2	NON-CONFERENCE	0- 2	1- 2	2- 3				
2- 3	0- 0	0- 0	HOME	0- 0	1- 2	1- 1				
1- 4	0- 1	0- 0	AWAY	0- 1	0- 0	1- 2				
0- 3	0- 0	0- 2	NEUTRAL	0- 1	0- 0	0- 0				
4- 4	0- 0	0- 0	CONFERENCE	0- 1	0- 0	4- 3				
3- 1	0- 0	0- 0	HOME	0- 0	0- 0	3- 1				
1- 3	0- 0	0- 0	AWAY	0- 1	0- 0	1- 2				
0- 0	0- 0	0- 0	NEUTRAL	0- 0	0- 0	0- 0				

RPI 1-25				RPI 26-50				RPI 51-100				RPI 101+ Team's RPI: 252			
RPI	S	Opponent	Score	RPI	S	Opponent	Score	RPI	S	Opponent	Score	RPI	S	Opponent	Score
17	A	NC State	34 62	28	N	Arizona St.	31 57	70	A	Drexel	57 70	137	H	Northeastern	58 66
				32	N	Drake	62 94	80	N	Dayton	49 78	144	H	Harvard	40 69
								83	A	Stony Brook	69 73	145	H	Green Bay	61 60
												158	A	Dartmouth	41 57
												186	A	Binghamton	63 73
												190	H	Boston U.	49 62
												209	A	UMass Lowell	57 66
												221	A	Brown	70 76
												230	A	Delaware	69 56
												264	H	New Hampshire	67 50
												280	H	Navy	46 41
												295	A	Vermont	65 47
												306	H	UMBC	54 74
												309	H	Albany (NY)	60 49
												345	H	Hartford	87 73
LAST 10 Division I															
306	H	UMBC	54 74	264	H	New Hampshire	67 50								
295	A	Vermont	65 47	83	A	Stony Brook	69 73								
186	A	Binghamton	63 73	345	H	Hartford	87 73								
209	A	UMass Lowell	57 66	70	A	Drexel	57 70								
309	H	Albany (NY)	60 49	137	H	Northeastern	58 66								

Non-Div I Games: Husson 104 43

Maine

■ Loss,
 ■ Non-Conf,
 ■ S Site,
 ■ H Home
 ■ A Away
 N Neutral

Average RPI Win:	275	WON-LOST	WINNING	LAST 10	STRENGTH OF	OPP. STRENGTH	TEAM	ADJ.	CONF.	ADJ CONF.
Average RPI Loss:	140	RECORD	PCT. RANK	GAMES	SCHEDULE	OF SCHEDULE	RPI	RPI	RPI	RPI
DIV. I ONLY	8- 10	208	5-5	236	269	222	222	24	24	
DIV. I NON-CONF.	3- 6	235	0-1	74	270	195	195	25	25	
TOTALS	RPI 1-25	RPI 26-50	W-L RECORDS	RPI 51-100	RPI 101-150	RPI 150+				
8- 10	0- 0	0- 1	OVERALL	0- 3	0- 2	8- 4				
5- 3	0- 0	0- 0	HOME	0- 1	0- 2	5- 0				
3- 7	0- 0	0- 1	AWAY	0- 2	0- 0	3- 4				
0- 0	0- 0	0- 0	NEUTRAL	0- 0	0- 0	0- 0				
3- 6	0- 0	0- 1	NON-CONFERENCE	0- 2	0- 2	3- 1				
2- 2	0- 0	0- 0	HOME	0- 0	0- 2	2- 0				
1- 4	0- 0	0- 1	AWAY	0- 2	0- 0	1- 1				
0- 0	0- 0	0- 0	NEUTRAL	0- 0	0- 0	0- 0				
5- 4	0- 0	0- 0	CONFERENCE	0- 1	0- 0	5- 3				
3- 1	0- 0	0- 0	HOME	0- 1	0- 0	3- 0				
2- 3	0- 0	0- 0	AWAY	0- 0	0- 0	2- 3				
0- 0	0- 0	0- 0	NEUTRAL	0- 0	0- 0	0- 0				

RPI S	Opponent	Score	RPI S	Opponent	Score	RPI S	Opponent	Score	RPI S	Opponent	Score	Team's RPI: 222
49	A Nebraska	51 71	67	H Marist	66 71	109	H Duquesne	65 76	124	H Fordham	45 51	
			83	A Stony Brook	54 59	158	H Dartmouth	70 58	181	A Lafayette	53 60	
			88	A Villanova	51 63	183	A Quinnipiac	58 70	219	H Iona	54 32	
						231	H Niagara	68 65	235	A Fairfield	47 87	
						283	A Monmouth	60 62	284	H Army West Point	86 56	
						304	A Siena	80 50	332	A Fairleigh Dickinson	62 61	
						335	A Saint Peter's	85 52	339	H Canisius	68 50	
LAST 10 Division I												
219	H Iona	54 32	335	A Saint Peter's	85 52							
235	A Fairfield	47 87	231	H Niagara	68 65							
67	H Marist	66 71	339	H Canisius	68 50							
304	A Siena	80 50	49	A Nebraska	51 71							
183	A Quinnipiac	58 70	283	A Monmouth	60 62							

Non-Div I Games:

Manhattan

Average RPI Win: 223	WON-LOST	WINNING	LAST 10	STRENGTH OF	OPP. STRENGTH	TEAM	ADJ.	CONF.	ADJ CONF.
Average RPI Loss: 42	RECORD	PCT. RANK	GAMES	SCHEDULE	OF SCHEDULE	RPI	RPI	RPI	RPI
DIV. I ONLY	14- 3	27	9-1	184	197	67	67	24	24
DIV. I NON-CONF.	7- 2	54	2-0	76	61	39	39	25	25
TOTALS	RPI 1-25	RPI 26-50	W-L RECORDS	RPI 51-100	RPI 101-150	RPI 150+			
14- 3	0- 2	0- 0	OVERALL	2- 1	1- 0	11- 0			
6- 2	0- 1	0- 0	HOME	0- 1	1- 0	5- 0			
6- 1	0- 1	0- 0	AWAY	1- 0	0- 0	5- 0			
2- 0	0- 0	0- 0	NEUTRAL	1- 0	0- 0	1- 0			
7- 2	0- 2	0- 0	NON-CONFERENCE	2- 0	1- 0	4- 0			
3- 1	0- 1	0- 0	HOME	0- 0	1- 0	2- 0			
2- 1	0- 1	0- 0	AWAY	1- 0	0- 0	1- 0			
2- 0	0- 0	0- 0	NEUTRAL	1- 0	0- 0	1- 0			
7- 1	0- 0	0- 0	CONFERENCE	0- 1	0- 0	7- 0			
3- 1	0- 0	0- 0	HOME	0- 1	0- 0	3- 0			
4- 0	0- 0	0- 0	AWAY	0- 0	0- 0	4- 0			
0- 0	0- 0	0- 0	NEUTRAL	0- 0	0- 0	0- 0			

RPI 1-25				RPI 26-50				RPI 51-100 Team's RPI: 67				RPI 101+			
RPI	S	Opponent	Score	RPI	S	Opponent	Score	RPI	S	Opponent	Score	RPI	S	Opponent	Score
20	A	Central Mich.	54 77					78	N	North Florida	69 54	145	H	Green Bay	72 60
22	H	Princeton	50 62					84	H	Rider	72 76	153	H	Elon	63 55
								99	A	UT Arlington	73 57	183	H	Quinnipiac	73 60
												190	A	Boston U.	89 75
												222	A	Manhattan	71 66
												231	A	Niagara	94 67
												265	N	Lipscomb	74 63
												283	A	Monmouth	74 53
												283	H	Monmouth	76 66
												309	H	Albany (NY)	76 52
												335	H	Saint Peter's	96 76
												339	A	Canisius	90 59
LAST 10 Division I															
283	A	Monmouth	74 53	339	A	Canisius	90 59								
183	H	Quinnipiac	73 60	335	H	Saint Peter's	96 76								
222	A	Manhattan	71 66	283	H	Monmouth	76 66								
84	H	Rider	72 76	99	A	UT Arlington	73 57								
231	A	Niagara	94 67	145	H	Green Bay	72 60								

Non-Div I Games:

Marist

Average RPI Win:	162	WON-LOST	WINNING	LAST 10	STRENGTH OF	OPP. STRENGTH	TEAM	ADJ.	CONF.	ADJ CONF.
Average RPI Loss:	35	RECORD	PCT. RANK	GAMES	SCHEDULE	OF SCHEDULE	RPI	RPI	RPI	RPI
DIV. I ONLY	15- 5	44	7-3	77	53	38	38	6	6	
DIV. I NON-CONF.	9- 2	38	1-0	88	77	46	46	6	6	
TOTALS	RPI 1-25	RPI 26-50	W-L RECORDS	RPI 51-100	RPI 101-150	RPI 150+				
15- 5	0- 3	1- 1	OVERALL	5- 1	2- 0	7- 0				
8- 2	0- 2	1- 0	HOME	4- 0	0- 0	3- 0				
6- 3	0- 1	0- 1	AWAY	1- 1	2- 0	3- 0				
1- 0	0- 0	0- 0	NEUTRAL	0- 0	0- 0	1- 0				
9- 2	0- 2	0- 0	NON-CONFERENCE	3- 0	1- 0	5- 0				
4- 2	0- 2	0- 0	HOME	2- 0	0- 0	2- 0				
4- 0	0- 0	0- 0	AWAY	1- 0	1- 0	2- 0				
1- 0	0- 0	0- 0	NEUTRAL	0- 0	0- 0	1- 0				
6- 3	0- 1	1- 1	CONFERENCE	2- 1	1- 0	2- 0				
4- 0	0- 0	1- 0	HOME	2- 0	0- 0	1- 0				
2- 3	0- 1	0- 1	AWAY	0- 1	1- 0	1- 0				
0- 0	0- 0	0- 0	NEUTRAL	0- 0	0- 0	0- 0				

RPI 1-25				RPI 26-50				Team's RPI: 38				RPI 51-100				RPI 101+			
RPI	S	Opponent	Score	RPI	S	Opponent	Score	RPI	S	Opponent	Score	RPI	S	Opponent	Score	RPI	S	Opponent	Score
11	H	Mississippi St.	68 74	39	A	Creighton	62 72	66	H	Belmont	53 51	139	A	Providence	60 50				
15	H	Northwestern	56 64	42	H	St. John's (NY)	94 85	76	H	Seton Hall	81 60	145	A	Green Bay	60 47				
19	A	DePaul	71 89					88	H	Villanova	57 52	176	A	Saint Mary's (CA)	77 63				
								89	A	South Dakota St.	65 58	220	H	Georgetown	73 51				
								92	A	Butler	55 61	224	N	Tulsa	61 60				
								94	H	Illinois St.	58 41	226	A	Xavier	80 60				
												263	H	Morgan St.	70 48				
												266	A	Milwaukee	78 56				
												311	H	St. Francis Brooklyn	92 71				
LAST 10 Division I																			
				88	H	Villanova	57 52	42	H	St. John's (NY)	94 85								
				220	H	Georgetown	73 51	139	A	Providence	60 50								
				226	A	Xavier	80 60	39	A	Creighton	62 72								
				92	A	Butler	55 61	19	A	DePaul	71 89								
				76	H	Seton Hall	81 60	66	H	Belmont	53 51								

Non-Div I Games:

Marquette

Average RPI Win: 230		WON-LOST	WINNING	LAST 10	STRENGTH OF	OPP. STRENGTH	TEAM	ADJ.	CONF.	ADJ CONF.
Average RPI Loss: 122		RECORD	PCT. RANK	GAMES	SCHEDULE	OF SCHEDULE	RPI	RPI	RPI	RPI
DIV. I ONLY		5- 11	275	2-8	168	124	242	242	13	13
DIV. I NON-CONF.		3- 6	235	0-3	330	193	315	315	13	13
TOTALS		RPI 1-25	RPI 26-50	W-L RECORDS	RPI 51-100	RPI 101-150	RPI 150+			
5- 11	0- 0		0- 4	OVERALL	0- 3	1- 0	4- 4			
3- 4	0- 0		0- 2	HOME	0- 0	1- 0	2- 2			
2- 7	0- 0		0- 2	AWAY	0- 3	0- 0	2- 2			
0- 0	0- 0		0- 0	NEUTRAL	0- 0	0- 0	0- 0			
3- 6	0- 0		0- 1	NON-CONFERENCE	0- 1	0- 0	3- 4			
2- 2	0- 0		0- 0	HOME	0- 0	0- 0	2- 2			
1- 4	0- 0		0- 1	AWAY	0- 1	0- 0	1- 2			
0- 0	0- 0		0- 0	NEUTRAL	0- 0	0- 0	0- 0			
2- 5	0- 0		0- 3	CONFERENCE	0- 2	1- 0	1- 0			
1- 2	0- 0		0- 2	HOME	0- 0	1- 0	0- 0			
1- 3	0- 0		0- 1	AWAY	0- 2	0- 0	1- 0			
0- 0	0- 0		0- 0	NEUTRAL	0- 0	0- 0	0- 0			

RPI 1-25				RPI 26-50				RPI 51-100				RPI 101+				Team's RPI: 242	
RPI	S	Opponent	Score	RPI	S	Opponent	Score	RPI	S	Opponent	Score	RPI	S	Opponent	Score		
				29	H	Western Ky.	65 74	72	A	Charlotte	46 52	117	H	UAB	61 56		
				31	A	Old Dominion	46 57	75	A	Ohio	51 67	174	A	Towson	56 59		
				36	A	Rutgers	41 66	100	A	Rice	43 81	180	H	Norfolk St.	75 69		
				50	H	Middle Tenn.	55 75					199	H	Bowling Green	69 82		
												237	A	North Texas	68 59		
												263	H	Morgan St.	52 57		
												272	A	Indiana St.	72 60		
												315	A	Evansville	62 66		
												343	H	Coppin St.	60 47		
EAST 10 Division I																	
				29	H	Western Ky.	65 74	237	A	North Texas	68 59						
				31	A	Old Dominion	46 57	100	A	Rice	43 81						
				72	A	Charlotte	46 52	174	A	Towson	56 59						
				117	H	UAB	61 56	36	A	Rutgers	41 66						
				50	H	Middle Tenn.	55 75	199	H	Bowling Green	69 82						

Non-Div I Games:	Alderson Broaddus	85	41	Ky. Christian	89	40
------------------	-------------------	----	----	---------------	----	----

Marshall

■ Loss, ■ Non-Conf, S Site, H Home A Away N Neutral

Maryland

Through Games Of Jan. 29, 2020

Average RPI Win:	128	WON-LOST	WINNING	LAST 10	STRENGTH OF	OPP. STRENGTH	TEAM	ADJ.	CONF.	ADJ CONF.
Average RPI Loss:	10	RECORD	PCT. RANK	GAMES	SCHEDULE	OF SCHEDULE	RPI	RPI	RPI	RPI
DIV. I ONLY	16- 4	31	8-2	10	13	9	9	2	2	
DIV. I NON-CONF.	9- 2	38	1-0	99	78	43	43	2	2	
TOTALS	RPI 1-25	RPI 26-50	W-L RECORDS	RPI 51-100	RPI 101-150	RPI 150+				
16- 4	3- 4	4- 0	OVERALL	1- 0	2- 0	6- 0				
10- 1	3- 1	2- 0	HOME	0- 0	1- 0	4- 0				
4- 3	0- 3	2- 0	AWAY	0- 0	1- 0	1- 0				
2- 0	0- 0	0- 0	NEUTRAL	1- 0	0- 0	1- 0				
9- 2	0- 2	1- 0	NON-CONFERENCE	1- 0	1- 0	6- 0				
5- 1	0- 1	0- 0	HOME	0- 0	1- 0	4- 0				
2- 1	0- 1	1- 0	AWAY	0- 0	0- 0	1- 0				
2- 0	0- 0	0- 0	NEUTRAL	1- 0	0- 0	1- 0				
7- 2	3- 2	3- 0	CONFERENCE	0- 0	1- 0	0- 0				
5- 0	3- 0	2- 0	HOME	0- 0	0- 0	0- 0				
2- 2	0- 2	1- 0	AWAY	0- 0	1- 0	0- 0				
0- 0	0- 0	0- 0	NEUTRAL	0- 0	0- 0	0- 0				

RPI 1-25				RPI 26-50				RPI 51-100				RPI 101+			
RPI	S	Opponent	Score	RPI	S	Opponent	Score	RPI	S	Opponent	Score	RPI	S	Opponent	Score
1	H	South Carolina	54 63	44	A	James Madison	70 68	66	N	Belmont	90 26	140	H	George Washington	88 54
5	A	Iowa	61 66	45	A	Michigan	77 49					148	A	Illinois	79 60
12	H	Indiana	76 62	45	H	Michigan	70 55					171	N	Clemson	63 44
15	A	Northwestern	58 81	49	H	Nebraska	87 69					183	H	Quinnipiac	107 52
15	H	Northwestern	70 61									230	H	Delaware	99 55
17	A	NC State	59 66									274	H	Wagner	119 56
25	H	Ohio St.	72 62									282	H	Loyola Maryland	105 45
												322	A	Georgia St.	114 41
LAST 10 Division I															
15	H	Northwestern	70 61	5	A	Iowa	61 66								
148	A	Illinois	79 60	25	H	Ohio St.	72 62								
12	H	Indiana	76 62	15	A	Northwestern	58 81								
49	H	Nebraska	87 69	45	H	Michigan	70 55								
45	A	Michigan	77 49	322	A	Georgia St.	114 41								

Non-Div I Games:

Maryland

Loss, Non-Conf, S Site, H Home A Away N Neutral

Massachusetts

Through Games Of Jan. 29, 2020

Average RPI Win:	220	WON-LOST	WINNING	LAST 10	STRENGTH OF	OPP. STRENGTH	TEAM	ADJ.	CONF.	ADJ CONF.
Average RPI Loss:	129	RECORD	PCT. RANK	GAMES	SCHEDULE	OF SCHEDULE	RPI	RPI	RPI	RPI
DIV. I ONLY	14- 6	60	7-3	273	146	142	142	12	12	
DIV. I NON-CONF.	9- 3	63	2-0	292	241	144	144	12	12	
TOTALS	RPI 1-25	RPI 26-50	W-L RECORDS	RPI 51-100	RPI 101-150	RPI 150+				
14- 6	0- 0	0- 1	OVERALL	0- 0	3- 3	11- 2				
8- 3	0- 0	0- 0	HOME	0- 0	2- 2	6- 1				
6- 3	0- 0	0- 1	AWAY	0- 0	1- 1	5- 1				
0- 0	0- 0	0- 0	NEUTRAL	0- 0	0- 0	0- 0				
9- 3	0- 0	0- 1	NON-CONFERENCE	0- 0	1- 1	8- 1				
5- 2	0- 0	0- 0	HOME	0- 0	1- 1	4- 1				
4- 1	0- 0	0- 1	AWAY	0- 0	0- 0	4- 0				
0- 0	0- 0	0- 0	NEUTRAL	0- 0	0- 0	0- 0				
5- 3	0- 0	0- 0	CONFERENCE	0- 0	2- 2	3- 1				
3- 1	0- 0	0- 0	HOME	0- 0	1- 1	2- 0				
2- 2	0- 0	0- 0	AWAY	0- 0	1- 1	1- 1				
0- 0	0- 0	0- 0	NEUTRAL	0- 0	0- 0	0- 0				

RPI 1-25			RPI 26-50			RPI 51-100			RPI 101+			Team's RPI: 142
RPI	S	Opponent	Score	RPI	S	Opponent	Score	RPI	S	Opponent	Score	
				42	A	St. John's (NY)	71 82					
								106	H	VCU	46 61	
								109	A	Duquesne	81 77	
								115	H	Holy Cross	75 72	
								119	H	Richmond	64 50	
								139	H	Providence	63 72	
								140	A	George Washington	47 50	
								167	H	Merrimack	64 79	
								182	A	Rhode Island	66 69	
								190	A	Boston U.	58 45	
								196	H	La Salle	76 62	
								201	H	Saint Joseph's	61 43	
								209	A	UMass Lowell	74 58	
								219	A	Iona	65 51	
								221	H	Brown	95 42	
								264	H	New Hampshire	67 65	
								286	A	St. Bonaventure	62 52	
								295	A	Vermont	83 49	
								304	H	Siena	61 55	
								345	H	Hartford	74 48	
LAST 10 Division I												
				119	H	Richmond	64 50					
				140	A	George Washington	47 50					
				106	H	VCU	46 61					
				182	A	Rhode Island	66 69					
				196	H	La Salle	76 62					
				201	H	Saint Joseph's	61 43					
				286	A	St. Bonaventure	62 52					
				109	A	Duquesne	81 77					
				219	A	Iona	65 51					
				304	H	Siena	61 55					

Non-Div I Games: Southern Conn. St. 86 43

Massachusetts

Loss, Non-Conf, S Site, H Home A Away N Neutral

Average RPI Win: 335	WON-LOST	WINNING	LAST 10	STRENGTH OF	OPP. STRENGTH	TEAM	ADJ.	CONF.	ADJ CONF.
Average RPI Loss: 173	RECORD	PCT. RANK	GAMES	SCHEDULE	OF SCHEDULE	RPI	RPI	RPI	RPI
DIV. I ONLY	3- 14	321	2-8	244	323	328	328	23	23
DIV. I NON-CONF.	1- 6	318	0	110	292	300	300	20	20
TOTALS	RPI 1-25	RPI 26-50	W-L RECORDS	RPI 51-100	RPI 101-150	RPI 150+			
3- 14	0- 0	0- 1	OVERALL	0- 2	0- 3	3- 8			
3- 4	0- 0	0- 0	HOME	0- 2	0- 0	3- 2			
0- 10	0- 0	0- 1	AWAY	0- 0	0- 3	0- 6			
0- 0	0- 0	0- 0	NEUTRAL	0- 0	0- 0	0- 0			
1- 6	0- 0	0- 1	NON-CONFERENCE	0- 1	0- 2	1- 2			
1- 1	0- 0	0- 0	HOME	0- 1	0- 0	1- 0			
0- 5	0- 0	0- 1	AWAY	0- 0	0- 2	0- 2			
0- 0	0- 0	0- 0	NEUTRAL	0- 0	0- 0	0- 0			
2- 8	0- 0	0- 0	CONFERENCE	0- 1	0- 1	2- 6			
2- 3	0- 0	0- 0	HOME	0- 1	0- 0	2- 2			
0- 5	0- 0	0- 0	AWAY	0- 0	0- 1	0- 4			
0- 0	0- 0	0- 0	NEUTRAL	0- 0	0- 0	0- 0			

RPI 1-25				RPI 26-50				RPI 51-100				RPI 101+				Team's RPI: 328	
RPI	S	Opponent	Score	RPI	S	Opponent	Score	RPI	S	Opponent	Score	RPI	S	Opponent	Score		
				46	A	Arkansas	58 101	79	H	Abilene Christian	73 90	111	A	SFA	51 82		
								100	H	Rice	50 81	117	A	UAB	70 97		
												132	A	Louisiana	55 75		
												155	A	New Orleans	59 78		
												162	A	Sam Houston St.	59 92		
												205	A	SMU	60 81		
												217	H	Central Ark.	57 70		
												229	H	Southeastern La.	67 74		
												255	A	Louisiana Tech	54 79		
												293	A	Nicholls St.	63 79		
												317	H	Houston Baptist	88 72		
												324	A	Incarinate Word	56 73		
												342	H	Northwestern St.	61 51		
												346	H	La.-Monroe	72 69		
LAST 10 Division I																	
				293	A	Nicholls St.	63 79	342	H	Northwestern St.	61 51						
				317	H	Houston Baptist	88 72	79	H	Abilene Christian	73 90						
				229	H	Southeastern La.	67 74	217	H	Central Ark.	57 70						
				155	A	New Orleans	59 78	162	A	Sam Houston St.	59 92						
				324	A	Incarinate Word	56 73	111	A	SFA	51 82						

Non-Div I Games: Centenary (LA) 116 37 LSU-Shreveport 81 77

McNeese

Loss, Non-Conf, S Site, H Home A Away N Neutral

Average RPI Win: 210	WON-LOST	WINNING	LAST 10	STRENGTH OF	OPP. STRENGTH	TEAM	ADJ.	CONF.	ADJ CONF.
Average RPI Loss: 142	RECORD	PCT. RANK	GAMES	SCHEDULE	OF SCHEDULE	RPI	RPI	RPI	RPI
DIV. I ONLY	10- 10	175	4-6	163	164	178	178	9	9
DIV. I NON-CONF.	9- 4	84	3-0	227	302	135	135	9	9
<hr/>									
TOTALS	RPI 1-25	RPI 26-50	W-L RECORDS	RPI 51-100	RPI 101-150	RPI 150+			
10- 10	0- 2	0- 0	OVERALL	1- 1	2- 3	7- 4			
6- 4	0- 1	0- 0	HOME	0- 0	1- 2	5- 1			
3- 5	0- 0	0- 0	AWAY	1- 1	0- 1	2- 3			
1- 1	0- 1	0- 0	NEUTRAL	0- 0	1- 0	0- 0			
9- 4	0- 1	0- 0	NON-CONFERENCE	1- 0	2- 1	6- 2			
5- 2	0- 0	0- 0	HOME	0- 0	1- 1	4- 1			
3- 1	0- 0	0- 0	AWAY	1- 0	0- 0	2- 1			
1- 1	0- 1	0- 0	NEUTRAL	0- 0	1- 0	0- 0			
1- 6	0- 1	0- 0	CONFERENCE	0- 1	0- 2	1- 2			
1- 2	0- 1	0- 0	HOME	0- 0	0- 1	1- 0			
0- 4	0- 0	0- 0	AWAY	0- 1	0- 1	0- 2			
0- 0	0- 0	0- 0	NEUTRAL	0- 0	0- 0	0- 0			

RPI 1-25				RPI 26-50				RPI 51-100				RPI 101+ Team's RPI: 178			
RPI	S	Opponent	Score	RPI	S	Opponent	Score	RPI	S	Opponent	Score	RPI	S	Opponent	Score
8	H	UConn	56 68					59	A	UCF	66 82	105	H	Cincinnati	66 73
24	N	LSU	58 89					91	A	Southern Ill.	70 66	117	H	UAB	77 52
												122	A	Tulane	55 59
												140	H	George Washington	63 64
												149	N	Kansas St.	72 68
												160	A	Houston	65 75
												177	A	Toledo	83 76
												204	A	Little Rock	68 50
												205	H	SMU	57 52
												211	H	Arkansas St.	78 50
												255	A	Louisiana Tech	74 83
												270	A	East Carolina	65 71
												275	H	Alabama A&M	79 71
												277	H	Eastern Ky.	60 63
												319	H	Alcorn	57 51
												351	H	Mississippi Val.	91 54
<hr/>															
LAST 10 Division I															
270	A	East Carolina	65 71	105	H	Cincinnati	66 73								
59	A	UCF	66 82	160	A	Houston	65 75								
205	H	SMU	57 52	275	H	Alabama A&M	79 71								
8	H	UConn	56 68	351	H	Mississippi Val.	91 54								
122	A	Tulane	55 59	204	A	Little Rock	68 50								

Non-Div I Games:

Memphis

■ Loss,
 ■ Non-Conf,
 ■ S Site,
 ■ H Home
 ■ A Away
 N Neutral

Mercer

Through Games Of Jan. 29, 2020

Average RPI Win: 291	WON-LOST	WINNING	LAST 10	STRENGTH OF	OPP. STRENGTH	TEAM	ADJ.	CONF.	ADJ CONF.
Average RPI Loss: 171	RECORD	PCT. RANK	GAMES	SCHEDULE	OF SCHEDULE	RPI	RPI	RPI	RPI
DIV. I ONLY	3- 16	327	1-9	272	181	323	323	25	25
DIV. I NON-CONF.	2- 12	318	0-5	236	215	317	317	22	22
TOTALS	RPI 1-25	RPI 26-50	W-L RECORDS	RPI 51-100	RPI 101-150	RPI 150+			
3- 16	0- 0	0- 2	OVERALL	0- 2	0- 1	3- 11			
2- 6	0- 0	0- 1	HOME	0- 0	0- 0	2- 5			
1- 10	0- 0	0- 1	AWAY	0- 2	0- 1	1- 6			
0- 0	0- 0	0- 0	NEUTRAL	0- 0	0- 0	0- 0			
2- 12	0- 0	0- 2	NON-CONFERENCE	0- 2	0- 1	2- 7			
1- 5	0- 0	0- 1	HOME	0- 0	0- 0	1- 4			
1- 7	0- 0	0- 1	AWAY	0- 2	0- 1	1- 3			
0- 0	0- 0	0- 0	NEUTRAL	0- 0	0- 0	0- 0			
1- 4	0- 0	0- 0	CONFERENCE	0- 0	0- 0	1- 4			
1- 1	0- 0	0- 0	HOME	0- 0	0- 0	1- 1			
0- 3	0- 0	0- 0	AWAY	0- 0	0- 0	0- 3			
0- 0	0- 0	0- 0	NEUTRAL	0- 0	0- 0	0- 0			

RPI S	Opponent	Score	RPI S	Opponent	Score	RPI S	Opponent	Score	RPI S	Opponent	Score
29	H Western Ky.	62 75	43	A Yale	60 68	62	A Alabama	56 111	131	A Florida	50 71
						69	A Georgia	60 76	163	A Columbia	48 77
									164	A Samford	64 72
									171	H Clemson	61 65
									173	A Furman	49 62
									203	H Jacksonville	83 87
									213	A Kennesaw St.	64 92
									228	H Gardner-Webb	62 65
									234	H Chattanooga	55 48
									240	H ETSU	66 72
									277	H Eastern Ky.	60 61
									279	A Appalachian St.	68 77
									285	A Wofford	49 77
									290	H Ga. Southern	62 52
									349	A South Carolina St.	66 55
LAST 10 Division I											
234	H Chattanooga	55 48	163	A Columbia	48 77	43	A Yale	60 68	203	H Jacksonville	83 87
240	H ETSU	66 72	228	H Gardner-Webb	62 65	131	A Florida	50 71			
164	A Samford	64 72									
285	A Wofford	49 77									
173	A Furman	49 62									

Non-Div I Games: LaGrange 74 47

Mercer

Loss, Non-Conf, S Site, H Home A Away N Neutral

RPI 1-25				RPI 26-50				RPI 51-100				RPI 101+ Team's RPI: 167			
RPI	S	Opponent	Score	RPI	S	Opponent	Score	RPI	S	Opponent	Score	RPI	S	Opponent	Score
												115	A	Holy Cross	42 68
												130	A	Robert Morris	50 72
												130	H	Robert Morris	62 68
												142	A	Massachusetts	79 64
												143	H	Lehigh	68 72
												148	A	Illinois	72 75
												158	A	Dartmouth	52 57
												209	H	UMass Lowell	73 50
												221	A	Brown	72 57
												241	H	Mt. St. Mary's	76 55
												246	A	Saint Francis (PA)	71 56
												264	H	New Hampshire	64 54
												268	A	Sacred Heart	60 63
												295	H	Vermont	78 53
												313	H	Bryant	78 66
												332	H	Fairleigh Dickinson	62 51
												344	A	Central Conn. St.	65 56
LAST 10 Division I															
				332	H	Fairleigh Dickinson	62 51	313	H	Bryant	78 66				
				246	A	Saint Francis (PA)	71 56	130	H	Robert Morris	62 68				
				130	A	Robert Morris	50 72	268	A	Sacred Heart	60 63				
				241	H	Mt. St. Mary's	76 55	295	H	Vermont	78 53				
				344	A	Central Conn. St.	65 56	209	H	UMass Lowell	73 50				

Page 164

Average RPI Win:	134	WON-LOST	WINNING	LAST 10	STRENGTH OF	OPP. STRENGTH	TEAM	ADJ.	CONF.	ADJ CONF.
Average RPI Loss:	36	RECORD	PCT. RANK	GAMES	SCHEDULE	OF SCHEDULE	RPI	RPI	RPI	RPI
DIV. I ONLY	11- 9	149	4-6	7	37	60	60	5	5	
DIV. I NON-CONF.	8- 3	68	1-0	7	70	30	30	3	3	
TOTALS	RPI 1-25	RPI 26-50	W-L RECORDS	RPI 51-100	RPI 101-150	RPI 150+				
11- 9	0- 6	0- 0	OVERALL	4- 2	2- 1	5- 0				
10- 4	0- 4	0- 0	HOME	4- 0	1- 0	5- 0				
0- 5	0- 2	0- 0	AWAY	0- 2	0- 1	0- 0				
1- 0	0- 0	0- 0	NEUTRAL	0- 0	1- 0	0- 0				
8- 3	0- 3	0- 0	NON-CONFERENCE	3- 0	1- 0	4- 0				
7- 2	0- 2	0- 0	HOME	3- 0	0- 0	4- 0				
0- 1	0- 1	0- 0	AWAY	0- 0	0- 0	0- 0				
1- 0	0- 0	0- 0	NEUTRAL	0- 0	1- 0	0- 0				
3- 6	0- 3	0- 0	CONFERENCE	1- 2	1- 1	1- 0				
3- 2	0- 2	0- 0	HOME	1- 0	1- 0	1- 0				
0- 4	0- 1	0- 0	AWAY	0- 2	0- 1	0- 0				
0- 0	0- 0	0- 0	NEUTRAL	0- 0	0- 0	0- 0				

RPI 1-25				RPI 26-50				RPI 51-100 Team's RPI: 60				RPI 101+			
RPI	S	Opponent	Score	RPI	S	Opponent	Score	RPI	S	Opponent	Score	RPI	S	Opponent	Score
3	H	Louisville	41 87					56	A	Georgia Tech	54 61	114	H	Syracuse	77 62
12	H	Indiana	45 58					57	A	North Carolina	58 78	134	A	Notre Dame	53 76
13	H	Oregon St.	53 75					61	H	IUPUI	74 65	135	N	N.C. A&T	68 67
16	A	Florida St.	61 79					63	H	Wake Forest	59 56	161	H	Jackson St.	83 68
16	H	Florida St.	62 73					78	H	North Florida	78 55	171	H	Clemson	68 64
19	A	DePaul	83 89					86	H	Washington St.	74 68	186	H	Binghamton	79 56
												192	H	Miami (OH)	80 62
												225	H	UNC Asheville	75 46
LAST 10 Division I															
16	A	Florida St.	61 79	3	H	Louisville	41 87								
171	H	Clemson	68 64	16	H	Florida St.	62 73								
134	A	Notre Dame	53 76	56	A	Georgia Tech	54 61								
57	A	North Carolina	58 78	63	H	Wake Forest	59 56								
114	H	Syracuse	77 62	86	H	Washington St.	74 68								

Non-Div I Games:

Miami (FL)

■ Loss,
■ Non-Conf, S Site,
■ Home
■ Away
N Neutral

Average RPI Win:	283	WON-LOST	WINNING	LAST 10	STRENGTH OF	OPP. STRENGTH	TEAM	ADJ.	CONF.	ADJ CONF.
Average RPI Loss:	89	RECORD	PCT. RANK	GAMES	SCHEDULE	OF SCHEDULE	RPI	RPI	RPI	RPI
DIV. I ONLY	7- 11	239	3-7	188	116	192	192	10	10	
DIV. I NON-CONF.	6- 5	151	2-1	255	183	141	141	10	10	
TOTALS	RPI 1-25	RPI 26-50	W-L RECORDS	RPI 51-100	RPI 101-150	RPI 150+				
7- 11	0- 2	0- 0	OVERALL	0- 4	0- 3	7- 2				
3- 2	0- 0	0- 0	HOME	0- 1	0- 1	3- 0				
3- 8	0- 2	0- 0	AWAY	0- 3	0- 1	3- 2				
1- 1	0- 0	0- 0	NEUTRAL	0- 0	0- 1	1- 0				
6- 5	0- 1	0- 0	NON-CONFERENCE	0- 2	0- 2	6- 0				
2- 0	0- 0	0- 0	HOME	0- 0	0- 0	2- 0				
3- 4	0- 1	0- 0	AWAY	0- 2	0- 1	3- 0				
1- 1	0- 0	0- 0	NEUTRAL	0- 0	0- 1	1- 0				
1- 6	0- 1	0- 0	CONFERENCE	0- 2	0- 1	1- 2				
1- 2	0- 0	0- 0	HOME	0- 1	0- 1	1- 0				
0- 4	0- 1	0- 0	AWAY	0- 1	0- 0	0- 2				
0- 0	0- 0	0- 0	NEUTRAL	0- 0	0- 0	0- 0				

RPI	S	Opponent	Score	RPI	S	Opponent	Score	RPI	S	Opponent	Score	RPI	S	Opponent	Score	Team's RPI: 192
19	A	DePaul	79 98					55	A	Bradley	68 79	102	H	Kent St.	75 78	
20	A	Central Mich.	70 76					60	A	Miami (FL)	62 80	105	A	Cincinnati	68 98	
								73	A	Ball St.	63 80	112	N	Liberty	53 65	
								77	H	Buffalo	72 86	159	A	Eastern Mich.	53 80	
												194	A	Akron	62 70	
												202	H	Northern Ill.	66 64	
												261	A	South Alabama	76 73	
												277	A	Eastern Ky.	75 57	
												287	A	Pittsburgh	80 71	
												305	N	Prairie View	65 52	
												315	H	Evansville	72 64	
												337	H	UIC	85 35	
LAST 10 Division I																
73	A	Ball St.	63 80	202	H	Northern Ill.	66 64									
194	A	Akron	62 70	77	H	Buffalo	72 86									
102	H	Kent St.	75 78	315	H	Evansville	72 64									
159	A	Eastern Mich.	53 80	287	A	Pittsburgh	80 71									
20	A	Central Mich.	70 76	105	A	Cincinnati	68 98									

Non-Div I Games: Tiffin 83 51

Miami (OH)

Michigan

Through Games Of Jan. 29, 2020

Average RPI Win:	155	WON-LOST	WINNING	LAST 10	STRENGTH OF	OPP. STRENGTH	TEAM	ADJ.	CONF.	ADJ CONF.
Average RPI Loss:	40	RECORD	PCT. RANK	GAMES	SCHEDULE	OF SCHEDULE	RPI	RPI	RPI	RPI
DIV. I ONLY	13- 6	69	5-5	44	46	45	45	2	2	
DIV. I NON-CONF.	9- 2	38	1-1	107	143	58	58	2	2	
TOTALS	RPI 1-25	RPI 26-50	W-L RECORDS	RPI 51-100	RPI 101-150	RPI 150+				
13- 6	0- 4	1- 1	OVERALL	2- 0	4- 1	6- 0				
9- 2	0- 1	1- 0	HOME	2- 0	2- 1	4- 0				
3- 3	0- 2	0- 1	AWAY	0- 0	1- 0	2- 0				
1- 1	0- 1	0- 0	NEUTRAL	0- 0	1- 0	0- 0				
9- 2	0- 1	0- 0	NON-CONFERENCE	1- 0	3- 1	5- 0				
6- 1	0- 0	0- 0	HOME	1- 0	2- 1	3- 0				
2- 0	0- 0	0- 0	AWAY	0- 0	0- 0	2- 0				
1- 1	0- 1	0- 0	NEUTRAL	0- 0	1- 0	0- 0				
4- 4	0- 3	1- 1	CONFERENCE	1- 0	1- 0	1- 0				
3- 1	0- 1	1- 0	HOME	1- 0	0- 0	1- 0				
1- 3	0- 2	0- 1	AWAY	0- 0	1- 0	0- 0				
0- 0	0- 0	0- 0	NEUTRAL	0- 0	0- 0	0- 0				

RPI 1-25				RPI 26-50				Team's RPI: 45	RPI 51-100				RPI 101+			
RPI	S	Opponent	Score	RPI	S	Opponent	Score		RPI	S	Opponent	Score	RPI	S	Opponent	Score
9	A	Maryland	55 70	36	H	Rutgers	71 57		55	H	Bradley	77 57	102	N	Kent St.	88 53
9	H	Maryland	49 77	49	A	Nebraska	71 74		93	H	Michigan St.	89 69	114	H	Syracuse	84 76
16	N	Florida St.	69 79										120	A	Wisconsin	68 56
25	A	Ohio St.	69 78										134	H	Notre Dame	72 76
													136	H	Western Mich.	76 55
													159	A	Eastern Mich.	57 38
													191	H	Penn St.	82 48
													194	A	Akron	80 71
													263	H	Morgan St.	80 48
													273	H	Oakland	79 64
													279	H	Appalachian St.	62 35
LAST 10 Division I																
				36	H	Rutgers	71 57		93	H	Michigan St.	89 69				
				49	A	Nebraska	71 74		191	H	Penn St.	82 48				
				120	A	Wisconsin	68 56		9	A	Maryland	55 70				
				9	H	Maryland	49 77		16	N	Florida St.	69 79				
				25	A	Ohio St.	69 78		279	H	Appalachian St.	62 35				

Non-Div I Games:

Michigan

■ Loss,
 ■ Non-Conf, S Site,
 ■ Home
 ■ Away
 N Neutral

Michigan St.

Through Games Of Jan. 29, 2020

Average RPI Win:	168	WON-LOST	WINNING	LAST 10	STRENGTH OF	OPP. STRENGTH	TEAM	ADJ.	CONF.	ADJ CONF.
Average RPI Loss:	51	RECORD	PCT. RANK	GAMES	SCHEDULE	OF SCHEDULE	RPI	RPI	RPI	RPI
DIV. I ONLY	11- 9	149	4-6	73	9	93	93	2	2	
DIV. I NON-CONF.	7- 4	100	0-1	259	42	158	158	2	2	
TOTALS	RPI 1-25	RPI 26-50	W-L RECORDS	RPI 51-100	RPI 101-150	RPI 150+				
11- 9	1- 5	2- 2	OVERALL	0- 0	3- 1	5- 1				
8- 1	1- 1	1- 0	HOME	0- 0	1- 0	5- 0				
2- 5	0- 3	1- 1	AWAY	0- 0	1- 0	0- 1				
1- 3	0- 1	0- 1	NEUTRAL	0- 0	1- 1	0- 0				
7- 4	0- 2	0- 1	NON-CONFERENCE	0- 0	2- 1	5- 0				
5- 0	0- 0	0- 0	HOME	0- 0	0- 0	5- 0				
1- 1	0- 1	0- 0	AWAY	0- 0	1- 0	0- 0				
1- 3	0- 1	0- 1	NEUTRAL	0- 0	1- 1	0- 0				
4- 5	1- 3	2- 1	CONFERENCE	0- 0	1- 0	0- 1				
3- 1	1- 1	1- 0	HOME	0- 0	1- 0	0- 0				
1- 4	0- 2	1- 1	AWAY	0- 0	0- 0	0- 1				
0- 0	0- 0	0- 0	NEUTRAL	0- 0	0- 0	0- 0				

RPI 1-25				RPI 26-50				RPI 51-100				Team's RPI: 93	RPI 101+			
RPI	S	Opponent	Score	RPI	S	Opponent	Score	RPI	S	Opponent	Score		RPI	S	Opponent	Score
5	A	Iowa	57 74	36	A	Rutgers	66 55						114	N	Syracuse	63 77
12	A	Indiana	67 79	40	N	West Virginia	57 63						120	H	Wisconsin	69 52
15	H	Northwestern	48 76	45	A	Michigan	69 89						134	A	Notre Dame	72 69
16	A	Florida St.	68 78	49	H	Nebraska	78 70						149	N	Kansas St.	65 60
24	N	LSU	56 58										159	H	Eastern Mich.	85 50
25	H	Ohio St.	68 65										191	A	Penn St.	73 86
													243	H	Morehead St.	93 48
													273	H	Oakland	76 56
													314	H	Detroit Mercy	110 52
													345	H	Hartford	79 34
LAST 10 Division I																
5	A	Iowa	57 74	191	A	Penn St.	73 86									
15	H	Northwestern	48 76	45	A	Michigan	69 89									
36	A	Rutgers	66 55	49	H	Nebraska	78 70									
25	H	Ohio St.	68 65	12	A	Indiana	67 79									
120	H	Wisconsin	69 52	40	N	West Virginia	57 63									

Non-Div I Games:

Michigan St.

■ Loss,
 ■ Non-Conf,
 ■ S Site,
 ■ H Home
 ■ A Away
 N Neutral

Middle Tenn.

Through Games Of Jan. 29, 2020

Average RPI Win:	171	WON-LOST	WINNING	LAST 10	STRENGTH OF	OPP. STRENGTH	TEAM	ADJ.	CONF.	ADJ CONF.
Average RPI Loss:	63	RECORD	PCT. RANK	GAMES	SCHEDULE	OF SCHEDULE	RPI	RPI	RPI	RPI
DIV. I ONLY	13- 7	88	7-3	36	90	50	50	13	13	
DIV. I NON-CONF.	8- 4	90	2-0	18	43	41	41	13	13	
TOTALS	RPI 1-25	RPI 26-50	W-L RECORDS	RPI 51-100	RPI 101-150	RPI 150+				
13- 7	1- 2	0- 3	OVERALL	1- 1	4- 0	7- 1				
8- 2	1- 1	0- 1	HOME	1- 0	2- 0	4- 0				
4- 3	0- 0	0- 1	AWAY	0- 1	1- 0	3- 1				
1- 2	0- 1	0- 1	NEUTRAL	0- 0	1- 0	0- 0				
8- 4	1- 2	0- 1	NON-CONFERENCE	0- 1	4- 0	3- 0				
5- 1	1- 1	0- 0	HOME	0- 0	2- 0	2- 0				
2- 1	0- 0	0- 0	AWAY	0- 1	1- 0	1- 0				
1- 2	0- 1	0- 1	NEUTRAL	0- 0	1- 0	0- 0				
5- 3	0- 0	0- 2	CONFERENCE	1- 0	0- 0	4- 1				
3- 1	0- 0	0- 1	HOME	1- 0	0- 0	2- 0				
2- 2	0- 0	0- 1	AWAY	0- 0	0- 0	2- 1				
0- 0	0- 0	0- 0	NEUTRAL	0- 0	0- 0	0- 0				

RPI 1-25				RPI 26-50				Team's RPI: 50	RPI 51-100				RPI 101+			
RPI	S	Opponent	Score	RPI	S	Opponent	Score		RPI	S	Opponent	Score	RPI	S	Opponent	Score
10	N	Gonzaga	50 62	28	N	Arizona St.	60 61		66	A	Belmont	57 68	106	H	VCU	86 63
21	H	Kentucky	52 67	29	A	Western Ky.	63 71		72	H	Charlotte	83 59	122	A	Tulane	64 62
23	H	TCU	82 70	31	H	Old Dominion	56 67						138	N	Auburn	73 50
													141	H	Tennessee Tech	64 58
													168	H	Fla. Atlantic	81 66
													173	H	Furman	78 62
													198	A	Southern Miss.	77 69
													242	A	Marshall	75 55
													255	A	Louisiana Tech	60 78
													265	H	Lipscomb	70 49
													270	A	East Carolina	68 66
													299	H	FIU	72 56
LAST 10 Division I																
				198	A	Southern Miss.	77 69		242	A	Marshall	75 55				
				255	A	Louisiana Tech	60 78		72	H	Charlotte	83 59				
				299	H	FIU	72 56		31	H	Old Dominion	56 67				
				168	H	Fla. Atlantic	81 66		23	H	TCU	82 70				
				29	A	Western Ky.	63 71		106	H	VCU	86 63				

Non-Div I Games:

Middle Tenn.

■ Loss,
 ■ Non-Conf, S Site,
 ■ Home
 ■ Away
 N Neutral

Milwaukee

Through Games Of Jan. 29, 2020

Average RPI Win:	255	WON-LOST	WINNING	LAST 10	STRENGTH OF	OPP. STRENGTH	TEAM	ADJ.	CONF.	ADJ CONF.
Average RPI Loss:	134	RECORD	PCT. RANK	GAMES	SCHEDULE	OF SCHEDULE	RPI	RPI	RPI	RPI
DIV. I ONLY	6- 13	271	4-6	179	186	266	266	21	21	
DIV. I NON-CONF.	2- 8	295	0-1	131	75	283	283	19	19	
TOTALS	RPI 1-25	RPI 26-50	W-L RECORDS	RPI 51-100	RPI 101-150	RPI 150+				
6- 13	0- 1	0- 2	OVERALL	0- 2	1- 2	5- 6				
4- 5	0- 0	0- 1	HOME	0- 1	1- 0	3- 3				
2- 8	0- 1	0- 1	AWAY	0- 1	0- 2	2- 3				
0- 0	0- 0	0- 0	NEUTRAL	0- 0	0- 0	0- 0				
2- 8	0- 1	0- 2	NON-CONFERENCE	0- 1	0- 1	2- 3				
2- 3	0- 0	0- 1	HOME	0- 0	0- 0	2- 2				
0- 5	0- 1	0- 1	AWAY	0- 1	0- 1	0- 1				
0- 0	0- 0	0- 0	NEUTRAL	0- 0	0- 0	0- 0				
4- 5	0- 0	0- 0	CONFERENCE	0- 1	1- 1	3- 3				
2- 2	0- 0	0- 0	HOME	0- 1	1- 0	1- 1				
2- 3	0- 0	0- 0	AWAY	0- 0	0- 1	2- 2				
0- 0	0- 0	0- 0	NEUTRAL	0- 0	0- 0	0- 0				

RPI 1-25				RPI 26-50				RPI 51-100				RPI 101+ Team's RPI: 266			
RPI	S	Opponent	Score	RPI	S	Opponent	Score	RPI	S	Opponent	Score	RPI	S	Opponent	Score
19	A	DePaul	65 94	27	A	Purdue	55 68	61	H	IUPUI	52 75	120	A	Wisconsin	40 71
				38	H	Marquette	56 78	68	A	Minnesota	61 77	145	A	Green Bay	48 61
												150	H	Wright St.	60 58
												163	A	Columbia	46 74
												193	H	North Dakota	58 66
												199	H	Bowling Green	51 63
												200	A	Cleveland St.	49 58
												202	H	Northern Ill.	78 65
												208	A	Youngstown St.	74 62
												232	H	Northern Ky.	49 61
												273	A	Oakland	62 78
												314	A	Detroit Mercy	63 48
												318	H	Ark.-Pine Bluff	69 55
												337	H	UIC	71 55
LAST 10 Division I															
208	A	Youngstown St.	74 62	314	A	Detroit Mercy	63 48								
200	A	Cleveland St.	49 58	145	A	Green Bay	48 61								
61	H	IUPUI	52 75	232	H	Northern Ky.	49 61								
337	H	UIC	71 55	150	H	Wright St.	60 58								
273	A	Oakland	62 78	193	H	North Dakota	58 66								

Non-Div I Games: Wis.-Parkside 84 77

Milwaukee

■ Loss,
 ■ Non-Conf, S Site,
 ■ Home
 ■ Away
 N Neutral

Minnesota

Through Games Of Jan. 29, 2020

Average RPI Win:	168	WON-LOST	WINNING	LAST 10	STRENGTH OF	OPP. STRENGTH	TEAM	ADJ.	CONF.	ADJ CONF.
Average RPI Loss:	49	RECORD	PCT. RANK	GAMES	SCHEDULE	OF SCHEDULE	RPI	RPI	RPI	RPI
DIV. I ONLY	12- 8	114	3-7	48	28	68	68	2	2	
DIV. I NON-CONF.	10- 1	19	1-0	130	135	37	37	2	2	
TOTALS	RPI 1-25	RPI 26-50	W-L RECORDS	RPI 51-100	RPI 101-150	RPI 150+				
12- 8	0- 5	2- 1	OVERALL	0- 0	4- 2	6- 0				
7- 5	0- 4	1- 0	HOME	0- 0	2- 1	4- 0				
5- 3	0- 1	1- 1	AWAY	0- 0	2- 1	2- 0				
0- 0	0- 0	0- 0	NEUTRAL	0- 0	0- 0	0- 0				
10- 1	0- 1	1- 0	NON-CONFERENCE	0- 0	4- 0	5- 0				
7- 1	0- 1	1- 0	HOME	0- 0	2- 0	4- 0				
3- 0	0- 0	0- 0	AWAY	0- 0	2- 0	1- 0				
0- 0	0- 0	0- 0	NEUTRAL	0- 0	0- 0	0- 0				
2- 7	0- 4	1- 1	CONFERENCE	0- 0	0- 2	1- 0				
0- 4	0- 3	0- 0	HOME	0- 0	0- 1	0- 0				
2- 3	0- 1	1- 1	AWAY	0- 0	0- 1	1- 0				
0- 0	0- 0	0- 0	NEUTRAL	0- 0	0- 0	0- 0				

RPI S	Opponent	Score	RPI S	Opponent	Score	RPI S	Opponent	Score	RPI S	Opponent	Score
5	H Iowa	75 76	27	A Purdue	72 59				118	H Montana St.	71 60
12	A Indiana	52 65	28	H Arizona St.	80 66				120	H Wisconsin	62 72
14	H Missouri St.	69 77	49	A Nebraska	58 72				134	A Notre Dame	75 67
15	H Northwestern	54 56							140	A George Washington	83 50
25	H Ohio St.	63 66							143	H Lehigh	77 49
									148	A Illinois	71 74
									172	A American	70 53
									185	H UC Davis	76 67
									191	A Penn St.	81 74
									266	H Milwaukee	77 61
									295	H Vermont	90 58
									313	H Bryant	101 56
LAST 10 Division I											
12	A Indiana	52 65	15	H Northwestern	54 56						
120	H Wisconsin	62 72	49	A Nebraska	58 72						
27	A Purdue	72 59	25	H Ohio St.	63 66						
5	H Iowa	75 76	191	A Penn St.	81 74						
148	A Illinois	71 74	143	H Lehigh	77 49						

Non-Div I Games:

Minnesota

Loss, Non-Conf, S Site, H Home A Away N Neutral

Mississippi St.

Through Games Of Jan. 29, 2020

Average RPI Win:	129	WON-LOST	WINNING	LAST 10	STRENGTH OF	OPP. STRENGTH	TEAM	ADJ.	CONF.	ADJ CONF.
Average RPI Loss:	15	RECORD	PCT. RANK	GAMES	SCHEDULE	OF SCHEDULE	RPI	RPI	RPI	RPI
DIV. I ONLY	18- 3	17	9-1	21	23	11	11	4	4	
DIV. I NON-CONF.	12- 2	29	3-0	25	40	12	12	5	5	
TOTALS	RPI 1-25	RPI 26-50	W-L RECORDS	RPI 51-100	RPI 101-150	RPI 150+				
18- 3	1- 2	2- 1	OVERALL	5- 0	4- 0	6- 0				
8- 1	1- 0	0- 1	HOME	2- 0	1- 0	4- 0				
6- 1	0- 1	1- 0	AWAY	2- 0	2- 0	1- 0				
4- 1	0- 1	1- 0	NEUTRAL	1- 0	1- 0	1- 0				
12- 2	0- 1	2- 1	NON-CONFERENCE	3- 0	2- 0	5- 0				
5- 1	0- 0	0- 1	HOME	2- 0	0- 0	3- 0				
3- 0	0- 0	1- 0	AWAY	0- 0	1- 0	1- 0				
4- 1	0- 1	1- 0	NEUTRAL	1- 0	1- 0	1- 0				
6- 1	1- 1	0- 0	CONFERENCE	2- 0	2- 0	1- 0				
3- 0	1- 0	0- 0	HOME	0- 0	1- 0	1- 0				
3- 1	0- 1	0- 0	AWAY	2- 0	1- 0	0- 0				
0- 0	0- 0	0- 0	NEUTRAL	0- 0	0- 0	0- 0				

RPI 1-25				RPI 26-50				RPI 51-100				RPI 101+			
RPI	S	Opponent	Score	RPI	S	Opponent	Score	RPI	S	Opponent	Score	RPI	S	Opponent	Score
1	A	South Carolina	79 81	35	N	Virginia	72 59	65	H	Troy	122 82	131	H	Florida	93 47
4	N	Stanford	62 67	38	A	Marquette	74 68	69	A	Georgia	73 66	132	A	Louisiana	64 48
24	H	LSU	64 60	40	H	West Virginia	65 71	74	N	South Fla.	86 61	145	N	Green Bay	83 58
								85	A	Vanderbilt	68 52	147	A	Missouri	79 64
								87	H	UT Martin	82 46	161	A	Jackson St.	92 53
												198	H	Southern Miss.	91 58
												204	H	Little Rock	89 50
												223	H	Murray St.	124 43
												233	N	San Francisco	73 38
												276	H	Ole Miss	80 39
LAST 10 Division I															
276	H	Ole Miss	80 39	69	A	Georgia	73 66								
85	A	Vanderbilt	68 52	131	H	Florida	93 47								
1	A	South Carolina	79 81	204	H	Little Rock	89 50								
24	H	LSU	64 60	35	N	Virginia	72 59								
147	A	Missouri	79 64	74	N	South Fla.	86 61								

Non-Div I Games:

Mississippi St.

■ Loss,
■ Non-Conf, S Site,
■ Home
■ Away
N Neutral

Average RPI Win:	350	WON-LOST	WINNING	LAST 10	STRENGTH OF	OPP. STRENGTH	TEAM	ADJ.	CONF.	ADJ CONF.
Average RPI Loss:	249	RECORD	PCT. RANK	GAMES	SCHEDULE	OF SCHEDULE	RPI	RPI	RPI	RPI
DIV. I ONLY	1- 17	346	0-10	347	345	351	351	31	31	
DIV. I NON-CONF.	1- 10	329	0-3	336	336	349	349	30	30	
TOTALS	RPI 1-25	RPI 26-50	W-L RECORDS	RPI 51-100	RPI 101-150	RPI 150+				
1- 17	0- 0	0- 0	OVERALL	0- 0	0- 1	1- 16				
1- 5	0- 0	0- 0	HOME	0- 0	0- 0	1- 5				
0- 11	0- 0	0- 0	AWAY	0- 0	0- 1	0- 10				
0- 1	0- 0	0- 0	NEUTRAL	0- 0	0- 0	0- 1				
1- 10	0- 0	0- 0	NON-CONFERENCE	0- 0	0- 0	1- 10				
1- 2	0- 0	0- 0	HOME	0- 0	0- 0	1- 2				
0- 7	0- 0	0- 0	AWAY	0- 0	0- 0	0- 7				
0- 1	0- 0	0- 0	NEUTRAL	0- 0	0- 0	0- 1				
0- 7	0- 0	0- 0	CONFERENCE	0- 0	0- 1	0- 6				
0- 3	0- 0	0- 0	HOME	0- 0	0- 0	0- 3				
0- 4	0- 0	0- 0	AWAY	0- 0	0- 1	0- 3				
0- 0	0- 0	0- 0	NEUTRAL	0- 0	0- 0	0- 0				

RPI 1-25			RPI 26-50			RPI 51-100			RPI 101+			Team's RPI: 351
RPI	S	Opponent	Score	RPI	S	Opponent	Score	RPI	S	Opponent	Score	
								110	A	Texas Southern	58	88
								169	A	North Ala.	60	86
								175	H	Austin Peay	82	100
								178	A	Memphis	54	91
								198	A	Southern Miss.	80	84
								206	A	Wyoming	22	95
								223	H	Murray St.	66	72
								247	H	Southern U.	54	84
								269	A	Colorado St.	46	65
								275	A	Alabama A&M	48	68
								276	A	Ole Miss	53	72
								298	N	Omaha	70	78
								305	A	Prairie View	47	81
								318	H	Ark.-Pine Bluff	77	80
								319	H	Alcorn	67	81
								327	A	Alabama St.	64	77
								346	A	La.-Monroe	66	74
								350	H	Florida A&M	71	70
LAST 10 Division I												
								305	A	Prairie View	47	81
								110	A	Texas Southern	58	88
								247	H	Southern U.	54	84
								319	H	Alcorn	67	81
								275	A	Alabama A&M	48	68
								327	A	Alabama St.	64	77
								318	H	Ark.-Pine Bluff	77	80
								346	A	La.-Monroe	66	74
								178	A	Memphis	54	91
								269	A	Colorado St.	46	65

Non-Div I Games:

Mississippi Val.

Missouri

Through Games Of Jan. 29, 2020

Average RPI Win:	186	WON-LOST	WINNING	LAST 10	STRENGTH OF	OPP. STRENGTH	TEAM	ADJ.	CONF.	ADJ CONF.
Average RPI Loss:	73	RECORD	PCT. RANK	GAMES	SCHEDULE	OF SCHEDULE	RPI	RPI	RPI	RPI
DIV. I ONLY	5- 15	292	2-8	4	72	147	147	4	4	
DIV. I NON-CONF.	3- 10	282	0-3	36	108	224	224	5	5	
TOTALS	RPI 1-25	RPI 26-50	W-L RECORDS	RPI 51-100	RPI 101-150	RPI 150+				
5- 15	1- 5	0- 2	OVERALL	0- 4	1- 2	3- 2				
4- 6	1- 3	0- 1	HOME	0- 1	1- 1	2- 0				
1- 7	0- 2	0- 1	AWAY	0- 2	0- 1	1- 1				
0- 2	0- 0	0- 0	NEUTRAL	0- 1	0- 0	0- 1				
3- 10	0- 2	0- 1	NON-CONFERENCE	0- 3	1- 2	2- 2				
3- 4	0- 1	0- 1	HOME	0- 1	1- 1	2- 0				
0- 4	0- 1	0- 0	AWAY	0- 1	0- 1	0- 1				
0- 2	0- 0	0- 0	NEUTRAL	0- 1	0- 0	0- 1				
2- 5	1- 3	0- 1	CONFERENCE	0- 1	0- 0	1- 0				
1- 2	1- 2	0- 0	HOME	0- 0	0- 0	0- 0				
1- 3	0- 1	0- 1	AWAY	0- 1	0- 0	1- 0				
0- 0	0- 0	0- 0	NEUTRAL	0- 0	0- 0	0- 0				

RPI S	Opponent	Score	RPI S	Opponent	Score	RPI S	Opponent	Score	RPI S	Opponent	Score	Team's RPI: 147
1	H South Carolina	45 78	46	A Arkansas	73 90	51	A Tennessee	66 77	101	H Saint Louis	83 58	
11	H Mississippi St.	64 79	49	H Nebraska	85 90	52	A South Dakota	56 72	145	A Green Bay	64 72	
14	A Missouri St.	72 79				57	N North Carolina	69 82	148	H Illinois	51 58	
18	A Texas A&M	53 72				58	H UNI	73 78	189	N New Mexico	68 71	
22	H Princeton	33 68							207	H Western Ill.	97 89	
24	H LSU	69 65							227	A UMKC	56 59	
									276	A Ole Miss	71 57	
									321	H SIUE	68 51	
LAST 10 Division I												
18	A Texas A&M	53 72	24	H LSU	69 65							
276	A Ole Miss	71 57	51	A Tennessee	66 77							
1	H South Carolina	45 78	148	H Illinois	51 58							
46	A Arkansas	73 90	22	H Princeton	33 68							
11	H Mississippi St.	64 79	14	A Missouri St.	72 79							

Non-Div I Games:

Missouri

■ Loss,
 ■ Non-Conf, S Site,
 ■ Home
 ■ Away
 N Neutral

Average RPI Win:	137	WON-LOST	WINNING	LAST 10	STRENGTH OF	OPP. STRENGTH	TEAM	ADJ.	CONF.	ADJ CONF.
Average RPI Loss:	38	RECORD	PCT. RANK	GAMES	SCHEDULE	OF SCHEDULE	RPI	RPI	RPI	RPI
DIV. I ONLY	15- 3	25	8-2	40	59	14	14	7	7	
DIV. I NON-CONF.	9- 2	38	2-1	17	13	4	4	7	7	
TOTALS	RPI 1-25	RPI 26-50	W-L RECORDS	RPI 51-100	RPI 101-150	RPI 150+				
15- 3	0- 2	2- 0	OVERALL	3- 1	4- 0	6- 0				
7- 0	0- 0	1- 0	HOME	1- 0	2- 0	3- 0				
8- 3	0- 2	1- 0	AWAY	2- 1	2- 0	3- 0				
0- 0	0- 0	0- 0	NEUTRAL	0- 0	0- 0	0- 0				
9- 2	0- 2	1- 0	NON-CONFERENCE	2- 0	3- 0	3- 0				
5- 0	0- 0	0- 0	HOME	0- 0	2- 0	3- 0				
4- 2	0- 2	1- 0	AWAY	2- 0	1- 0	0- 0				
0- 0	0- 0	0- 0	NEUTRAL	0- 0	0- 0	0- 0				
6- 1	0- 0	1- 0	CONFERENCE	1- 1	1- 0	3- 0				
2- 0	0- 0	1- 0	HOME	1- 0	0- 0	0- 0				
4- 1	0- 0	0- 0	AWAY	0- 1	1- 0	3- 0				
0- 0	0- 0	0- 0	NEUTRAL	0- 0	0- 0	0- 0				

RPI 1-25				Team's RPI: 14				RPI 26-50				RPI 51-100				RPI 101+			
RPI	S	Opponent	Score		RPI	S	Opponent	Score		RPI	S	Opponent	Score		RPI	S	Opponent	Score	
10	A	Gonzaga	52	64	32	H	Drake	69	67	52	A	South Dakota	74	66	104	A	Loyola Chicago	74	72
13	A	Oregon St.	69	80	47	A	Oklahoma	96	90	58	H	UNI	80	66	113	A	Boise St.	72	69
										68	A	Minnesota	77	69	125	H	A&M-Corpus Christi	79	51
										91	A	Southern Ill.	68	70	147	H	Missouri	79	72
															165	A	Valparaiso	81	68
															166	H	Santa Clara	71	64
															170	H	Wichita St.	68	55
															227	H	UMKC	83	58
															272	A	Indiana St.	76	55
															315	A	Evansville	81	55
LAST 10 Division I																			
315	A	Evansville	81	55	165	A	Valparaiso	81	68										
272	A	Indiana St.	76	55	104	A	Loyola Chicago	74	72										
91	A	Southern Ill.	68	70	10	A	Gonzaga	52	64										
58	H	UNI	80	66	147	H	Missouri	79	72										
32	H	Drake	69	67	170	H	Wichita St.	68	55										

Non-Div I Games: William Jewell 111 39

Missouri St.

Average RPI Win: 271	WON-LOST	WINNING	LAST 10	STRENGTH OF	OPP. STRENGTH	TEAM	ADJ.	CONF.	ADJ CONF.
Average RPI Loss: 167	RECORD	PCT. RANK	GAMES	SCHEDULE	OF SCHEDULE	RPI	RPI	RPI	RPI
DIV. I ONLY	5- 14	291	2-8	224	234	283	283	24	24
DIV. I NON-CONF.	3- 6	235	1-0	112	202	181	181	25	25
TOTALS	RPI 1-25	RPI 26-50	W-L RECORDS	RPI 51-100	RPI 101-150	RPI 150+			
5- 14	0- 1	0- 1	OVERALL	0- 3	0- 2	5- 7			
2- 5	0- 0	0- 0	HOME	0- 1	0- 1	2- 3			
2- 9	0- 1	0- 1	AWAY	0- 2	0- 1	2- 4			
1- 0	0- 0	0- 0	NEUTRAL	0- 0	0- 0	1- 0			
3- 6	0- 1	0- 1	NON-CONFERENCE	0- 1	0- 2	3- 1			
1- 1	0- 0	0- 0	HOME	0- 0	0- 1	1- 0			
1- 5	0- 1	0- 1	AWAY	0- 1	0- 1	1- 1			
1- 0	0- 0	0- 0	NEUTRAL	0- 0	0- 0	1- 0			
2- 8	0- 0	0- 0	CONFERENCE	0- 2	0- 0	2- 6			
1- 4	0- 0	0- 0	HOME	0- 1	0- 0	1- 3			
1- 4	0- 0	0- 0	AWAY	0- 1	0- 0	1- 3			
0- 0	0- 0	0- 0	NEUTRAL	0- 0	0- 0	0- 0			

RPI S	Opponent	Score	RPI S	Opponent	Score	RPI S	Opponent	Score	RPI S	Opponent	Score	Team's RPI: 283
22	A Princeton	40 52	33	A Arizona	34 86	64	A Bucknell	37 71	139	H Providence	52 68	
						67	A Marist	66 76	146	A San Diego	49 57	
						67	H Marist	53 74	181	H Lafayette	52 44	
									183	A Quinnipiac	53 60	
									219	H Iona	33 36	
									222	H Manhattan	62 60	
									231	H Niagara	70 73	
									235	A Fairfield	38 49	
									282	A Loyola Maryland	48 64	
									304	A Siena	39 51	
									307	N Purdue Fort Wayne	60 46	
									309	A Albany (NY)	53 41	
									335	A Saint Peter's	81 67	
									339	H Canisius	62 71	
LAST 10 Division I												
67	H Marist	53 74	219	H Iona	33 36							
304	A Siena	39 51	235	A Fairfield	38 49							
231	H Niagara	70 73	339	H Canisius	62 71							
183	A Quinnipiac	53 60	67	A Marist	66 76							
335	A Saint Peter's	81 67	309	A Albany (NY)	53 41							

Non-Div I Games:

Monmouth

Montana

Through Games Of Jan. 29, 2020

Average RPI Win:	269	WON-LOST	WINNING	LAST 10	STRENGTH OF	OPP. STRENGTH	TEAM	ADJ.	CONF.	ADJ CONF.
Average RPI Loss:	135	RECORD	PCT. RANK	GAMES	SCHEDULE	OF SCHEDULE	RPI	RPI	RPI	RPI
DIV. I ONLY	8- 8	175	5-5	183	305	197	197	20	20	
DIV. I NON-CONF.	3- 4	201	0-1	26	325	118	118	17	17	
TOTALS	RPI 1-25	RPI 26-50	W-L RECORDS	RPI 51-100	RPI 101-150	RPI 150+				
8- 8	0- 0	0- 1	OVERALL	0- 3	0- 0	8- 4				
4- 4	0- 0	0- 1	HOME	0- 1	0- 0	4- 2				
4- 3	0- 0	0- 0	AWAY	0- 2	0- 0	4- 1				
0- 1	0- 0	0- 0	NEUTRAL	0- 0	0- 0	0- 1				
3- 4	0- 0	0- 1	NON-CONFERENCE	0- 2	0- 0	3- 1				
1- 2	0- 0	0- 1	HOME	0- 1	0- 0	1- 0				
2- 1	0- 0	0- 0	AWAY	0- 1	0- 0	2- 0				
0- 1	0- 0	0- 0	NEUTRAL	0- 0	0- 0	0- 1				
5- 4	0- 0	0- 0	CONFERENCE	0- 1	0- 0	5- 3				
3- 2	0- 0	0- 0	HOME	0- 0	0- 0	3- 2				
2- 2	0- 0	0- 0	AWAY	0- 1	0- 0	2- 1				
0- 0	0- 0	0- 0	NEUTRAL	0- 0	0- 0	0- 0				

RPI S	Opponent	Score	RPI S	Opponent	Score	RPI S	Opponent	Score	RPI S	Opponent	Score	Team's RPI: 197
33	H Arizona	42 77	52	A South Dakota	64 96	166	N Santa Clara	58 68				
			81	H Fresno St.	63 76	187	A Portland St.	65 78				
			97	A Idaho	51 52	195	A Northern Ariz.	79 71				
						210	H Northern Colo.	58 67				
						218	H Southern Utah	81 74				
						238	A Cal St. Fullerton	71 69				
						254	H Grand Canyon	72 67				
						257	H Idaho St.	53 67				
						296	H Eastern Wash.	92 54				
						301	H Weber St.	85 57				
						320	A Sacramento St.	64 60				
						329	A Utah Valley	63 52				
LAST 10 Division I												
301	H Weber St.	85 57	210	H Northern Colo.	58 67							
257	H Idaho St.	53 67	218	H Southern Utah	81 74							
97	A Idaho	51 52	320	A Sacramento St.	64 60							
187	A Portland St.	65 78	195	A Northern Ariz.	79 71							
296	H Eastern Wash.	92 54	52	A South Dakota	64 96							

Non-Div I Games: Mont. St.-Northern 98 45 Mont. St. Billings 70 53

Montana

Loss, Non-Conf, S Site, H Home A Away N Neutral

Average RPI Win:	250	WON-LOST	WINNING	LAST 10	STRENGTH OF	OPP. STRENGTH	TEAM	ADJ.	CONF.	ADJ CONF.
Average RPI Loss:	75	RECORD	PCT. RANK	GAMES	SCHEDULE	OF SCHEDULE	RPI	RPI	RPI	RPI
DIV. I ONLY	10- 6	103	8-2	152	212	118	118	20	20	
DIV. I NON-CONF.	2- 5	259	0-1	19	101	137	137	17	17	
TOTALS	RPI 1-25	RPI 26-50	W-L RECORDS	RPI 51-100	RPI 101-150	RPI 150+				
10- 6	0- 2	0- 0	OVERALL	0- 3	0- 0	10- 1				
5- 2	0- 1	0- 0	HOME	0- 1	0- 0	5- 0				
5- 2	0- 0	0- 0	AWAY	0- 2	0- 0	5- 0				
0- 2	0- 1	0- 0	NEUTRAL	0- 0	0- 0	0- 1				
2- 5	0- 2	0- 0	NON-CONFERENCE	0- 2	0- 0	2- 1				
1- 1	0- 1	0- 0	HOME	0- 0	0- 0	1- 0				
1- 2	0- 0	0- 0	AWAY	0- 2	0- 0	1- 0				
0- 2	0- 1	0- 0	NEUTRAL	0- 0	0- 0	0- 1				
8- 1	0- 0	0- 0	CONFERENCE	0- 1	0- 0	8- 0				
4- 1	0- 0	0- 0	HOME	0- 1	0- 0	4- 0				
4- 0	0- 0	0- 0	AWAY	0- 0	0- 0	4- 0				
0- 0	0- 0	0- 0	NEUTRAL	0- 0	0- 0	0- 0				

RPI 1-25				RPI 26-50				RPI 51-100				RPI 101+ Team's RPI: 118			
RPI	S	Opponent	Score	RPI	S	Opponent	Score	RPI	S	Opponent	Score	RPI	S	Opponent	Score
10	H	Gonzaga	55 70					68	A	Minnesota	60 71	170	N	Wichita St.	64 66
18	N	Texas A&M	67 78					89	A	South Dakota St.	50 60	185	H	UC Davis	77 65
								97	H	Idaho	68 69	187	A	Portland St.	73 62
												195	A	Northern Ariz.	72 64
												210	H	Northern Colo.	91 58
												218	H	Southern Utah	91 65
												257	H	Idaho St.	67 59
												296	A	Eastern Wash.	89 85
												301	H	Weber St.	81 52
												320	A	Sacramento St.	85 48
												331	A	Seattle U	73 65
LAST 10 Division I															
257	H	Idaho St.	67 59	218	H	Southern Utah	91 65								
301	H	Weber St.	81 52	210	H	Northern Colo.	91 58								
296	A	Eastern Wash.	89 85	195	A	Northern Ariz.	72 64								
187	A	Portland St.	73 62	320	A	Sacramento St.	85 48								
97	H	Idaho	68 69	18	N	Texas A&M	67 78								

Non-Div I Games: Carroll (MT) 67 33 Mont. St.-Northern 93 34

Montana St.

Loss, Non-Conf, S Site, H Home A Away N Neutral

Average RPI Win:	294	WON-LOST	WINNING	LAST 10	STRENGTH OF	OPP. STRENGTH	TEAM	ADJ.	CONF.	ADJ CONF.
Average RPI Loss:	129	RECORD	PCT. RANK	GAMES	SCHEDULE	OF SCHEDULE	RPI	RPI	RPI	RPI
DIV. I ONLY	6- 12	260	4-6	144	270	243	243	19	19	
DIV. I NON-CONF.	2- 8	295	0-2	78	154	257	257	24	24	
TOTALS	RPI 1-25	RPI 26-50	W-L RECORDS	RPI 51-100	RPI 101-150	RPI 150+				
6- 12	0- 2	0- 0	OVERALL	0- 3	0- 3	6- 4				
4- 4	0- 0	0- 0	HOME	0- 0	0- 2	4- 2				
2- 8	0- 2	0- 0	AWAY	0- 3	0- 1	2- 2				
0- 0	0- 0	0- 0	NEUTRAL	0- 0	0- 0	0- 0				
2- 8	0- 2	0- 0	NON-CONFERENCE	0- 2	0- 1	2- 3				
2- 2	0- 0	0- 0	HOME	0- 0	0- 1	2- 1				
0- 6	0- 2	0- 0	AWAY	0- 2	0- 0	0- 2				
0- 0	0- 0	0- 0	NEUTRAL	0- 0	0- 0	0- 0				
4- 4	0- 0	0- 0	CONFERENCE	0- 1	0- 2	4- 1				
2- 2	0- 0	0- 0	HOME	0- 0	0- 1	2- 1				
2- 2	0- 0	0- 0	AWAY	0- 1	0- 1	2- 0				
0- 0	0- 0	0- 0	NEUTRAL	0- 0	0- 0	0- 0				

RPI 1-25				RPI 26-50				RPI 51-100				RPI 101+ Team's RPI: 243			
RPI	S	Opponent	Score	RPI	S	Opponent	Score	RPI	S	Opponent	Score	RPI	S	Opponent	Score
7	A	Baylor	47 94					66	A	Belmont	62 71	135	H	N.C. A&T	56 74
21	A	Kentucky	54 79					80	A	Dayton	41 58	141	A	Tennessee Tech	75 82
								93	A	Michigan St.	48 93	141	H	Tennessee Tech	55 75
												165	A	Valparaiso	53 55
												199	A	Bowling Green	65 79
												236	H	Radford	73 62
												244	H	Eastern Ill.	51 57
												246	H	Saint Francis (PA)	65 54
												258	H	Stetson	55 58
												310	A	Jacksonville St.	69 55
												310	H	Jacksonville St.	67 48
												321	H	SIUE	75 69
												338	A	Tennessee St.	84 47
LAST 10 Division I															
310	A	Jacksonville St.	69 55	321	H	SIUE	75 69								
141	A	Tennessee Tech	75 82	141	H	Tennessee Tech	55 75								
66	A	Belmont	62 71	310	H	Jacksonville St.	67 48								
338	A	Tennessee St.	84 47	7	A	Baylor	47 94								
244	H	Eastern Ill.	51 57	165	A	Valparaiso	53 55								

Non-Div I Games: Asbury 107 55 Midway 107 55

Morehead St.

Average RPI Win:	285	WON-LOST	WINNING	LAST 10	STRENGTH OF	OPP. STRENGTH	TEAM	ADJ.	CONF.	ADJ CONF.
Average RPI Loss:	187	RECORD	PCT. RANK	GAMES	SCHEDULE	OF SCHEDULE	RPI	RPI	RPI	RPI
DIV. I ONLY	8- 11	219	6-4	325	300	263	263	30	30	
DIV. I NON-CONF.	2- 9	304	0-2	260	246	308	308	31	31	
TOTALS	RPI 1-25	RPI 26-50	W-L RECORDS	RPI 51-100	RPI 101-150	RPI 150+				
8- 11	0- 0	0- 3	OVERALL	0- 1	1- 0	7- 7				
4- 0	0- 0	0- 0	HOME	0- 0	1- 0	3- 0				
4- 9	0- 0	0- 3	AWAY	0- 0	0- 0	4- 6				
0- 2	0- 0	0- 0	NEUTRAL	0- 1	0- 0	0- 1				
2- 9	0- 0	0- 3	NON-CONFERENCE	0- 1	0- 0	2- 5				
1- 0	0- 0	0- 0	HOME	0- 0	0- 0	1- 0				
1- 7	0- 0	0- 3	AWAY	0- 0	0- 0	1- 4				
0- 2	0- 0	0- 0	NEUTRAL	0- 1	0- 0	0- 1				
6- 2	0- 0	0- 0	CONFERENCE	0- 0	1- 0	5- 2				
3- 0	0- 0	0- 0	HOME	0- 0	1- 0	2- 0				
3- 2	0- 0	0- 0	AWAY	0- 0	0- 0	3- 2				
0- 0	0- 0	0- 0	NEUTRAL	0- 0	0- 0	0- 0				

RPI 1-25				RPI 26-50				RPI 51-100				RPI 101+				Team's RPI: 263	
RPI	S	Opponent	Score	RPI	S	Opponent	Score	RPI	S	Opponent	Score	RPI	S	Opponent	Score		
				38	A	Marquette	48 70	83	N	Stony Brook	56 63	135	H	N.C. A&T	42 38		
				45	A	Michigan	48 80					151	A	Bethune-Cookman	65 74		
				49	A	Nebraska	55 78					194	N	Akron	45 52		
												239	H	Howard	74 67		
												242	A	Marshall	57 52		
												260	A	Delaware St.	61 69		
												292	H	Texas St.	72 62		
												298	A	Omaha	64 70		
												302	A	Hofstra	39 51		
												306	A	UMBC	63 65		
												326	A	UMES	55 44		
												335	A	Saint Peter's	77 78		
												343	A	Coppin St.	47 42		
												349	H	South Carolina St.	77 47		
												350	A	Florida A&M	59 47		
LAST 10 Division I																	
				326	A	UMES	55 44	350	A	Florida A&M	59 47						
				343	A	Coppin St.	47 42	349	H	South Carolina St.	77 47						
				135	H	N.C. A&T	42 38	260	A	Delaware St.	61 69						
				239	H	Howard	74 67	194	N	Akron	45 52						
				151	A	Bethune-Cookman	65 74	83	N	Stony Brook	56 63						

Non-Div I Games: Washington Adventist 84 52 Notre Dame (MD) 113 34

Morgan St.

■ Loss,
 ■ Non-Conf,
 ■ S Site,
 ■ Home
 ■ A Away
 N Neutral

Average RPI Win:	281	WON-LOST	WINNING	LAST 10	STRENGTH OF	OPP. STRENGTH	TEAM	ADJ.	CONF.	ADJ CONF.
Average RPI Loss:	152	RECORD	PCT. RANK	GAMES	SCHEDULE	OF SCHEDULE	RPI	RPI	RPI	RPI
DIV. I ONLY	9- 9	175	6-4	299	223	241	241	29	29	
DIV. I NON-CONF.	4- 7	225	1-2	161	108	200	200	29	29	
TOTALS	RPI 1-25	RPI 26-50	W-L RECORDS	RPI 51-100	RPI 101-150	RPI 150+				
9- 9	0- 2	0- 1	OVERALL	0- 0	1- 1	8- 5				
6- 2	0- 0	0- 0	HOME	0- 0	0- 1	6- 1				
2- 6	0- 2	0- 1	AWAY	0- 0	0- 0	2- 3				
1- 1	0- 0	0- 0	NEUTRAL	0- 0	1- 0	0- 1				
4- 7	0- 2	0- 1	NON-CONFERENCE	0- 0	1- 1	3- 3				
2- 1	0- 0	0- 0	HOME	0- 0	0- 1	2- 0				
1- 5	0- 2	0- 1	AWAY	0- 0	0- 0	1- 2				
1- 1	0- 0	0- 0	NEUTRAL	0- 0	1- 0	0- 1				
5- 2	0- 0	0- 0	CONFERENCE	0- 0	0- 0	5- 2				
4- 1	0- 0	0- 0	HOME	0- 0	0- 0	4- 1				
1- 1	0- 0	0- 0	AWAY	0- 0	0- 0	1- 1				
0- 0	0- 0	0- 0	NEUTRAL	0- 0	0- 0	0- 0				

RPI 1-25				RPI 26-50				RPI 51-100				RPI 101+ Team's RPI: 241			
RPI	S	Opponent	Score	RPI	S	Opponent	Score	RPI	S	Opponent	Score	RPI	S	Opponent	Score
12	A	Indiana	52 75	31	A	Old Dominion	34 85					119	N	Richmond	75 67
21	A	Kentucky	44 67									143	H	Lehigh	65 66
												167	A	Merrimack	55 76
												174	A	Towson	57 73
												179	N	Hampton	60 68
												236	A	Radford	75 58
												274	H	Wagner	78 63
												282	H	Loyola Maryland	81 75
												306	H	UMBC	71 61
												311	H	St. Francis Brooklyn	69 60
												313	A	Bryant	76 70
												313	H	Bryant	67 72
												326	A	UMES	76 78
												344	H	Central Conn. St.	72 64
												347	H	LIU Brooklyn	75 57
LAST 10 Division I															
313	H	Bryant	67 72	347	H	LIU Brooklyn	75 57								
311	H	St. Francis Brooklyn	69 60	274	H	Wagner	78 63								
344	H	Central Conn. St.	72 64	31	A	Old Dominion	34 85								
167	A	Merrimack	55 76	119	N	Richmond	75 67								
313	A	Bryant	76 70	179	N	Hampton	60 68								

Non-Div I Games: Frostburg St. 94 40

Mt. St. Mary's

Loss, Non-Conf, S Site, H Home A Away N Neutral

Average RPI Win:	272	WON-LOST	WINNING	LAST 10	STRENGTH OF	OPP. STRENGTH	TEAM	ADJ.	CONF.	ADJ CONF.
Average RPI Loss:	111	RECORD	PCT. RANK	GAMES	SCHEDULE	OF SCHEDULE	RPI	RPI	RPI	RPI
DIV. I ONLY	7- 10	229	2-8	235	182	223	223	19	19	
DIV. I NON-CONF.	5- 4	140	0-2	302	92	180	180	24	24	
TOTALS	RPI 1-25	RPI 26-50	W-L RECORDS	RPI 51-100	RPI 101-150	RPI 150+				
7- 10	0- 2	0- 0	OVERALL	0- 4	0- 1	7- 3				
4- 3	0- 0	0- 0	HOME	0- 2	0- 0	4- 1				
3- 7	0- 2	0- 0	AWAY	0- 2	0- 1	3- 2				
0- 0	0- 0	0- 0	NEUTRAL	0- 0	0- 0	0- 0				
5- 4	0- 2	0- 0	NON-CONFERENCE	0- 1	0- 0	5- 1				
2- 1	0- 0	0- 0	HOME	0- 0	0- 0	2- 1				
3- 3	0- 2	0- 0	AWAY	0- 1	0- 0	3- 0				
0- 0	0- 0	0- 0	NEUTRAL	0- 0	0- 0	0- 0				
2- 6	0- 0	0- 0	CONFERENCE	0- 3	0- 1	2- 2				
2- 2	0- 0	0- 0	HOME	0- 2	0- 0	2- 0				
0- 4	0- 0	0- 0	AWAY	0- 1	0- 1	0- 2				
0- 0	0- 0	0- 0	NEUTRAL	0- 0	0- 0	0- 0				

RPI	S	Opponent	Score
3	A	Louisville	40 76
11	A	Mississippi St.	43 124

RPI	S	Opponent	Score
-----	---	----------	-------

RPI	S	Opponent	Score
66	H	Belmont	56 86
87	A	UT Martin	56 98
87	H	UT Martin	64 89
91	A	Southern Ill.	66 76

RPI	S	Opponent	Score	Team's RPI: 223
141	A	Tennessee Tech	72 77	
152	A	Southeast Mo. St.	73 88	
152	H	Southeast Mo. St.	70 62	
164	H	Samford	56 84	
211	H	Arkansas St.	77 62	
265	A	Lipscomb	67 57	
272	H	Indiana St.	70 62	
310	A	Jacksonville St.	51 68	
315	A	Evansville	61 59	
338	H	Tennessee St.	100 62	
351	A	Mississippi Val.	72 66	

LAST 10 Division I

338	H	Tennessee St.	100 62	310	A	Jacksonville St.	51 68
66	H	Belmont	56 86	152	H	Southeast Mo. St.	70 62
152	A	Southeast Mo. St.	73 88	87	H	UT Martin	64 89
87	A	UT Martin	56 98	164	H	Samford	56 84
141	A	Tennessee Tech	72 77	91	A	Southern Ill.	66 76

Non-Div I Games: Cumberland (TN) 93 60 Christian Bros. 95 59

Murray St.

■ Loss,
 ■ Non-Conf, S Site,
 ■ Home
 ■ Away
 N Neutral

Average RPI Win:	239	WON-LOST	WINNING	LAST 10	STRENGTH OF	OPP. STRENGTH	TEAM	ADJ.	CONF.	ADJ CONF.
Average RPI Loss:	126	RECORD	PCT. RANK	GAMES	SCHEDULE	OF SCHEDULE	RPI	RPI	RPI	RPI
DIV. I ONLY	11- 6	93	7-3	282	132	135	135	30	30	
DIV. I NON-CONF.	6- 4	123	2-1	118	41	61	61	31	31	
TOTALS	RPI 1-25	RPI 26-50	W-L RECORDS	RPI 51-100	RPI 101-150	RPI 150+				
11- 6	0- 1	0- 0	OVERALL	0- 2	2- 0	9- 3				
4- 1	0- 0	0- 0	HOME	0- 0	1- 0	3- 1				
6- 4	0- 1	0- 0	AWAY	0- 1	1- 0	5- 2				
1- 1	0- 0	0- 0	NEUTRAL	0- 1	0- 0	1- 0				
6- 4	0- 1	0- 0	NON-CONFERENCE	0- 2	2- 0	4- 1				
2- 0	0- 0	0- 0	HOME	0- 0	1- 0	1- 0				
3- 3	0- 1	0- 0	AWAY	0- 1	1- 0	2- 1				
1- 1	0- 0	0- 0	NEUTRAL	0- 1	0- 0	1- 0				
5- 2	0- 0	0- 0	CONFERENCE	0- 0	0- 0	5- 2				
2- 1	0- 0	0- 0	HOME	0- 0	0- 0	2- 1				
3- 1	0- 0	0- 0	AWAY	0- 0	0- 0	3- 1				
0- 0	0- 0	0- 0	NEUTRAL	0- 0	0- 0	0- 0				

RPI 1-25				RPI 26-50				RPI 51-100				RPI 101+ Team's RPI: 135			
RPI	S	Opponent	Score	RPI	S	Opponent	Score	RPI	S	Opponent	Score	RPI	S	Opponent	Score
17	A	NC State	44 80					60	N	Miami (FL)	67 68	106	A	VCU	69 58
								69	A	Georgia	54 72	121	H	UNC Greensboro	57 48
												151	H	Bethune-Cookman	58 69
												171	A	Clemson	82 74
												194	A	Akron	52 64
												211	N	Arkansas St.	55 50
												240	H	ETSU	80 69
												243	A	Morehead St.	74 56
												260	A	Delaware St.	69 45
												260	H	Delaware St.	58 53
												263	A	Morgan St.	38 42
												326	A	UMES	67 31
												343	A	Coppin St.	84 38
												350	H	Florida A&M	71 44
LAST 10 Division I															
260	H	Delaware St.	58 53	326	A	UMES	67 31								
151	H	Bethune-Cookman	58 69	350	H	Florida A&M	71 44								
263	A	Morgan St.	38 42	106	A	VCU	69 58								
343	A	Coppin St.	84 38	171	A	Clemson	82 74								
260	A	Delaware St.	69 45	194	A	Akron	52 64								

Non-Div I Games: Saint Augustine's 75 44 Johnson & Wales (NC121 61

N.C. A&T

■ Loss,
 ■ Non-Conf,
 ■ S Site,
 ■ Home
 ■ A Away
 N Neutral

N.C. Central

Through Games Of Jan. 29, 2020

Average RPI Win:	294	WON-LOST	WINNING	LAST 10	STRENGTH OF	OPP. STRENGTH	TEAM	ADJ.	CONF.	ADJ CONF.
Average RPI Loss:	196	RECORD	PCT. RANK	GAMES	SCHEDULE	OF SCHEDULE	RPI	RPI	RPI	RPI
DIV. I ONLY	4- 13	299	3-7	333	228	325	325	30	30	
DIV. I NON-CONF.	2- 9	304	1-3	221	199	305	305	31	31	
TOTALS	RPI 1-25	RPI 26-50	W-L RECORDS	RPI 51-100	RPI 101-150	RPI 150+				
4- 13	0- 1	0- 0	OVERALL	0- 1	1- 1	3- 10				
2- 4	0- 0	0- 0	HOME	0- 0	1- 0	1- 4				
2- 8	0- 1	0- 0	AWAY	0- 1	0- 1	2- 5				
0- 1	0- 0	0- 0	NEUTRAL	0- 0	0- 0	0- 1				
2- 9	0- 1	0- 0	NON-CONFERENCE	0- 1	1- 1	1- 6				
1- 3	0- 0	0- 0	HOME	0- 0	1- 0	0- 3				
1- 5	0- 1	0- 0	AWAY	0- 1	0- 1	1- 2				
0- 1	0- 0	0- 0	NEUTRAL	0- 0	0- 0	0- 1				
2- 4	0- 0	0- 0	CONFERENCE	0- 0	0- 0	2- 4				
1- 1	0- 0	0- 0	HOME	0- 0	0- 0	1- 1				
1- 3	0- 0	0- 0	AWAY	0- 0	0- 0	1- 3				
0- 0	0- 0	0- 0	NEUTRAL	0- 0	0- 0	0- 0				

RPI S	Opponent	Score	RPI S	Opponent	Score	RPI S	Opponent	Score	RPI S	Opponent	Score	Team's RPI: 325
5	A Iowa	50 102				57	A North Carolina	53 92	127	A California	69 90	
									129	H Campbell	67 64	
									151	A Bethune-Cookman	52 73	
									157	A CSU Bakersfield	71 80	
									191	N Penn St.	68 92	
									212	H High Point	58 78	
									245	A Col. of Charleston	78 85	
									259	H Winthrop	46 56	
									260	A Delaware St.	54 64	
									260	H Delaware St.	60 64	
									299	H FIU	58 59	
									326	A UMES	63 65	
									347	A LIU Brooklyn	61 59	
									350	A Florida A&M	71 70	
									350	H Florida A&M	66 57	
LAST 10 Division I												
260	H Delaware St.	60 64	350	H Florida A&M	66 57							
350	A Florida A&M	71 70	347	A LIU Brooklyn	61 59							
151	A Bethune-Cookman	52 73	5	A Iowa	50 102							
326	A UMES	63 65	57	A North Carolina	53 92							
260	A Delaware St.	54 64	299	H FIU	58 59							

Non-Div I Games: Washington Adventis83 48 Lincoln (PA) 53 68

N.C. Central

Loss, Non-Conf, S Site, H Home A Away N Neutral

N
C
S
t
a
t
e

NC State				Through Games Of Jan. 29, 2020						
Average RPI Win:	136	WON-LOST	WINNING	LAST 10	STRENGTH OF	OPP. STRENGTH	TEAM	ADJ.	CONF.	ADJ CONF.
Average RPI Loss:	57	RECORD	PCT. RANK	GAMES	SCHEDULE	OF SCHEDULE	RPI	RPI	RPI	RPI
DIV. I ONLY		19- 1	3	9-1	108	15	17	17	5	5
DIV. I NON-CONF.		11- 0	1	1-0	202	37	21	21	3	3
<hr/>										
TOTALS	RPI 1-25	RPI 26-50		W-L RECORDS	RPI 51-100		RPI 101-150		RPI 150+	
19- 1	2- 0	3- 0		OVERALL	3- 1		2- 0		9- 0	
12- 0	2- 0	2- 0		HOME	2- 0		1- 0		5- 0	
5- 1	0- 0	0- 0		AWAY	1- 1		1- 0		3- 0	
2- 0	0- 0	1- 0		NEUTRAL	0- 0		0- 0		1- 0	
<hr/>										
11- 0	1- 0	1- 0		NON-CONFERENCE	0- 0		1- 0		8- 0	
7- 0	1- 0	0- 0		HOME	0- 0		1- 0		5- 0	
2- 0	0- 0	0- 0		AWAY	0- 0		0- 0		2- 0	
2- 0	0- 0	1- 0		NEUTRAL	0- 0		0- 0		1- 0	
<hr/>										
8- 1	1- 0	2- 0		CONFERENCE	3- 1		1- 0		1- 0	
5- 0	1- 0	2- 0		HOME	2- 0		0- 0		0- 0	
3- 1	0- 0	0- 0		AWAY	1- 1		1- 0		1- 0	
0- 0	0- 0	0- 0		NEUTRAL	0- 0		0- 0		0- 0	
<hr/>										
RPI 1-25		Team's RPI: 17		RPI 26-50		RPI 51-100		RPI 101+		
RPI S	Opponent	Score		RPI S	Opponent	Score		RPI S	Opponent	Score
9	H Maryland	66 59		26	H Virginia Tech	76 69		57	A North Carolina	60 66
16	H Florida St.	68 51		30	N Texas	84 73		57	H North Carolina	76 68
				35	H Virginia	80 60		63	H Wake Forest	59 45
								90	A Boston College	72 54
								134	A Notre Dame	90 56
								135	H N.C. A&T	80 44
								153	H Elon	62 49
								176	A Saint Mary's (CA)	87 70
								184	A Hawaii	68 59
								215	H Lamar University	81 40
								234	H Chattanooga	74 38
								237	N North Texas	76 65
								250	H UNCW	80 40
								252	H Maine	62 34
								287	A Pittsburgh	88 44
<hr/>										
LAST 10 Division I										
				57	H North Carolina	76 68		57	A North Carolina	60 66
				287	A Pittsburgh	88 44		35	H Virginia	80 60
				63	H Wake Forest	59 45		26	H Virginia Tech	76 69
				16	H Florida St.	68 51		90	A Boston College	72 54
				134	A Notre Dame	90 56		234	H Chattanooga	74 38

N
C
S
t
a
t
e

Non-Div I Games:

NC State

Average RPI Win:	330	WON-LOST	WINNING	LAST 10	STRENGTH OF	OPP. STRENGTH	TEAM	ADJ.	CONF.	ADJ CONF.
Average RPI Loss:	183	RECORD	PCT. RANK	GAMES	SCHEDULE	OF SCHEDULE	RPI	RPI	RPI	RPI
DIV. I ONLY	3- 17	330	0-10	271	304	330	330	16	16	
DIV. I NON-CONF.	3- 10	282	0-3	287	341	327	327	15	15	
TOTALS	RPI 1-25	RPI 26-50	W-L RECORDS	RPI 51-100	RPI 101-150	RPI 150+				
3- 17	0- 0	0- 2	OVERALL	0- 2	0- 3	3- 10				
2- 6	0- 0	0- 0	HOME	0- 1	0- 2	2- 3				
1- 11	0- 0	0- 2	AWAY	0- 1	0- 1	1- 7				
0- 0	0- 0	0- 0	NEUTRAL	0- 0	0- 0	0- 0				
3- 10	0- 0	0- 1	NON-CONFERENCE	0- 1	0- 2	3- 6				
2- 3	0- 0	0- 0	HOME	0- 1	0- 1	2- 1				
1- 7	0- 0	0- 1	AWAY	0- 0	0- 1	1- 5				
0- 0	0- 0	0- 0	NEUTRAL	0- 0	0- 0	0- 0				
0- 7	0- 0	0- 1	CONFERENCE	0- 1	0- 1	0- 4				
0- 3	0- 0	0- 0	HOME	0- 0	0- 1	0- 2				
0- 4	0- 0	0- 1	AWAY	0- 1	0- 0	0- 2				
0- 0	0- 0	0- 0	NEUTRAL	0- 0	0- 0	0- 0				

RPI 1-25				RPI 26-50				RPI 51-100				RPI 101+				Team's RPI: 330	
RPI	S	Opponent	Score	RPI	S	Opponent	Score	RPI	S	Opponent	Score	RPI	S	Opponent	Score		
				34	A	FGCU	39 82	78	A	North Florida	48 71	112	H	Liberty	53 67		
				41	A	Colorado	57 80	95	H	Colgate	52 79	116	H	Penn	51 85		
												133	A	Cornell	44 68		
												163	A	Columbia	43 99		
												186	A	Binghamton	40 75		
												203	A	Jacksonville	67 88		
												213	H	Kennesaw St.	64 77		
												258	A	Stetson	49 72		
												265	H	Lipscomb	57 65		
												274	A	Wagner	59 61		
												295	A	Vermont	59 65		
												308	A	Air Force	48 68		
												311	H	St. Francis Brooklyn	88 69		
												332	H	Fairleigh Dickinson	59 68		
												335	H	Saint Peter's	76 73		
												345	A	Hartford	61 52		
LAST 10 Division I																	
				258	A	Stetson	49 72	78	A	North Florida	48 71						
				34	A	FGCU	39 82	112	H	Liberty	53 67						
				265	H	Lipscomb	57 65	186	A	Binghamton	40 75						
				213	H	Kennesaw St.	64 77	163	A	Columbia	43 99						
				203	A	Jacksonville	67 88	295	A	Vermont	59 65						

Non-Div I Games:

NJIT

Average RPI Win: 227	WON-LOST	WINNING	LAST 10	STRENGTH OF	OPP. STRENGTH	TEAM	ADJ.	CONF.	ADJ CONF.
Average RPI Loss: 162	RECORD	PCT. RANK	GAMES	SCHEDULE	OF SCHEDULE	RPI	RPI	RPI	RPI
DIV. I ONLY	6- 13	271	2-8	202	219	280	280	15	15
DIV. I NON-CONF.	4- 6	212	0-1	316	220	288	288	16	16
TOTALS	RPI 1-25	RPI 26-50	W-L RECORDS	RPI 51-100	RPI 101-150	RPI 150+			
6- 13	0- 0	0- 0	OVERALL	0- 3	0- 4	6- 6			
5- 4	0- 0	0- 0	HOME	0- 1	0- 2	5- 1			
1- 9	0- 0	0- 0	AWAY	0- 2	0- 2	1- 5			
0- 0	0- 0	0- 0	NEUTRAL	0- 0	0- 0	0- 0			
4- 6	0- 0	0- 0	NON-CONFERENCE	0- 1	0- 0	4- 5			
3- 1	0- 0	0- 0	HOME	0- 0	0- 0	3- 1			
1- 5	0- 0	0- 0	AWAY	0- 1	0- 0	1- 4			
0- 0	0- 0	0- 0	NEUTRAL	0- 0	0- 0	0- 0			
2- 7	0- 0	0- 0	CONFERENCE	0- 2	0- 4	2- 1			
2- 3	0- 0	0- 0	HOME	0- 1	0- 2	2- 0			
0- 4	0- 0	0- 0	AWAY	0- 1	0- 2	0- 1			
0- 0	0- 0	0- 0	NEUTRAL	0- 0	0- 0	0- 0			

RPI S	Opponent	Score	RPI S	Opponent	Score	RPI S	Opponent	Score	RPI S	Opponent	Score	Team's RPI: 280
						57	A North Carolina	40 80	115	A Holy Cross	43 57	
						64	H Bucknell	34 61	115	H Holy Cross	49 58	
						95	A Colgate	55 80	143	A Lehigh	40 70	
									143	H Lehigh	53 60	
									171	A Clemson	65 52	
									181	A Lafayette	52 79	
									190	H Boston U.	46 41	
									196	H La Salle	61 46	
									201	A Saint Joseph's	40 49	
									213	H Kennesaw St.	82 62	
									216	H George Mason	58 67	
									235	A Fairfield	52 66	
									252	A Maine	41 46	
									284	H Army West Point	57 45	
									295	A Vermont	56 64	
									308	H Air Force	67 59	
LAST 10 Division I												
115	A Holy Cross	43 57	95	A Colgate	55 80							
284	H Army West Point	57 45	64	H Bucknell	34 61							
190	H Boston U.	46 41	115	H Holy Cross	49 58							
181	A Lafayette	52 79	143	A Lehigh	40 70							
143	H Lehigh	53 60	201	A Saint Joseph's	40 49							

Non-Div I Games: Stevenson 70 36

Navy

■ Loss,
 ■ Non-Conf,
 ■ S Site,
 ■ H Home
 ■ A Away
 N Neutral

Nebraska

Through Games Of Jan. 29, 2020

Average RPI Win:	164	WON-LOST	WINNING	LAST 10	STRENGTH OF	OPP. STRENGTH	TEAM	ADJ.	CONF.	ADJ CONF.
Average RPI Loss:	41	RECORD	PCT. RANK	GAMES	SCHEDULE	OF SCHEDULE	RPI	RPI	RPI	RPI
DIV. I ONLY	15- 5	44	6-4	84	48	49	49	2	2	
DIV. I NON-CONF.	10- 1	19	1-0	279	159	90	90	2	2	
TOTALS	RPI 1-25	RPI 26-50	W-L RECORDS	RPI 51-100	RPI 101-150	RPI 150+				
15- 5	1- 1	2- 3	OVERALL	2- 1	3- 0	7- 0				
11- 2	1- 0	2- 2	HOME	1- 0	1- 0	6- 0				
2- 3	0- 1	0- 1	AWAY	0- 1	2- 0	0- 0				
2- 0	0- 0	0- 0	NEUTRAL	1- 0	0- 0	1- 0				
10- 1	0- 0	1- 1	NON-CONFERENCE	1- 0	1- 0	7- 0				
7- 1	0- 0	1- 1	HOME	0- 0	0- 0	6- 0				
1- 0	0- 0	0- 0	AWAY	0- 0	1- 0	0- 0				
2- 0	0- 0	0- 0	NEUTRAL	1- 0	0- 0	1- 0				
5- 4	1- 1	1- 2	CONFERENCE	1- 1	2- 0	0- 0				
4- 1	1- 0	1- 1	HOME	1- 0	1- 0	0- 0				
1- 3	0- 1	0- 1	AWAY	0- 1	1- 0	0- 0				
0- 0	0- 0	0- 0	NEUTRAL	0- 0	0- 0	0- 0				

RPI	S	Opponent	Score	RPI	S	Opponent	Score	Team's RPI: 49	RPI	S	Opponent	Score	RPI	S	Opponent	Score
5	H	Iowa	78 69	27	H	Purdue	68 76		68	H	Minnesota	72 58	120	A	Wisconsin	72 71
9	A	Maryland	69 87	36	A	Rutgers	65 69		71	N	Southern California	67 54	120	H	Wisconsin	65 50
				37	H	Duke	83 79		93	A	Michigan St.	70 78	147	A	Missouri	90 85
				39	H	Creighton	74 79						222	H	Manhattan	71 51
				45	H	Michigan	74 71						247	H	Southern U.	73 39
													253	H	Oral Roberts	77 67
													263	H	Morgan St.	78 55
													268	N	Sacred Heart	72 49
													275	H	Alabama A&M	68 46
													321	H	SIUE	63 49
LAST 10 Division I																
120	A	Wisconsin	72 71	120	H	Wisconsin	65 50									
27	H	Purdue	68 76	68	H	Minnesota	72 58									
45	H	Michigan	74 71	93	A	Michigan St.	70 78									
9	A	Maryland	69 87	5	H	Iowa	78 69									
36	A	Rutgers	65 69	222	H	Manhattan	71 51									

Non-Div I Games:

Nebraska

■ Loss,
 ■ Non-Conf, S Site,
 ■ Home
 ■ Away
 N Neutral

Average RPI Win: 293		WON-LOST	WINNING	LAST 10	STRENGTH OF	OPP. STRENGTH	TEAM	ADJ.	CONF.	ADJ CONF.
Average RPI Loss: 170		RECORD	PCT. RANK	GAMES	SCHEDULE	OF SCHEDULE	RPI	RPI	RPI	RPI
DIV. I ONLY		9- 11	204	4-6	316	273	281	281	17	17
DIV. I NON-CONF.		6- 4	123	1-0	317	318	227	227	23	23
TOTALS		RPI 1-25	RPI 26-50	W-L RECORDS	RPI 51-100	RPI 101-150	RPI 150+			
9- 11	0- 0		0- 0	OVERALL	0- 2	0- 3	9- 6			
7- 3	0- 0		0- 0	HOME	0- 0	0- 2	7- 1			
1- 8	0- 0		0- 0	AWAY	0- 2	0- 1	1- 5			
1- 0	0- 0		0- 0	NEUTRAL	0- 0	0- 0	1- 0			
6- 4	0- 0		0- 0	NON-CONFERENCE	0- 2	0- 1	6- 1			
4- 1	0- 0		0- 0	HOME	0- 0	0- 1	4- 0			
1- 3	0- 0		0- 0	AWAY	0- 2	0- 0	1- 1			
1- 0	0- 0		0- 0	NEUTRAL	0- 0	0- 0	1- 0			
3- 7	0- 0		0- 0	CONFERENCE	0- 0	0- 2	3- 5			
3- 2	0- 0		0- 0	HOME	0- 0	0- 1	3- 1			
0- 5	0- 0		0- 0	AWAY	0- 0	0- 1	0- 4			
0- 0	0- 0		0- 0	NEUTRAL	0- 0	0- 0	0- 0			

RPI 1-25				RPI 26-50				RPI 51-100				RPI 101+				Team's RPI: 281	
RPI	S	Opponent	Score	RPI	S	Opponent	Score	RPI	S	Opponent	Score	RPI	S	Opponent	Score		
								71	A	Southern California	47	50	111	H	SFA	65	80
								98	A	Utah	62	68	113	A	Boise St.	40	54
													128	H	San Jose St.	70	72
													176	H	Saint Mary's (CA)	78	72
													187	A	Portland St.	75	80
													188	A	UNLV	64	66
													189	A	New Mexico	67	87
													206	A	Wyoming	59	83
													256	H	San Diego St.	70	69
													269	A	Colorado St.	70	75
													269	H	Colorado St.	74	63
													288	H	Utah St.	69	60
													308	H	Air Force	61	68
													316	N	UTRGV	62	57
													320	H	Sacramento St.	83	72
													329	A	Utah Valley	60	57
													334	H	Cal Poly	71	40
													348	H	Chicago St.	80	60
LAST 10 Division I																	
				269	H	Colorado St.	74	63				288	H	Utah St.	69	60	
				189	A	New Mexico	67	87				128	H	San Jose St.	70	72	
				188	A	UNLV	64	66				113	A	Boise St.	40	54	
				256	H	San Diego St.	70	69				269	A	Colorado St.	70	75	
				206	A	Wyoming	59	83				334	H	Cal Poly	71	40	

Non-Div I Games:	Stanislaus St.	80	62
------------------	----------------	----	----

Nevada

Loss, Non-Conf, S Site, H Home A Away N Neutral

New Hampshire

Through Games Of Jan. 29, 2020

Average RPI Win:	319	WON-LOST	WINNING	LAST 10	STRENGTH OF	OPP. STRENGTH	TEAM	ADJ.	CONF.	ADJ CONF.
Average RPI Loss:	157	RECORD	PCT. RANK	GAMES	SCHEDULE	OF SCHEDULE	RPI	RPI	RPI	RPI
DIV. I ONLY	6- 13	271	4-6	211	309	264	264	28	28	
DIV. I NON-CONF.	2- 9	304	0-2	170	257	295	295	28	28	
TOTALS	RPI 1-25	RPI 26-50	W-L RECORDS	RPI 51-100	RPI 101-150	RPI 150+				
6- 13	0- 2	0- 0	OVERALL	0- 1	0- 2	6- 8				
2- 5	0- 0	0- 0	HOME	0- 1	0- 0	2- 4				
4- 8	0- 2	0- 0	AWAY	0- 0	0- 2	4- 4				
0- 0	0- 0	0- 0	NEUTRAL	0- 0	0- 0	0- 0				
2- 9	0- 2	0- 0	NON-CONFERENCE	0- 0	0- 2	2- 5				
1- 3	0- 0	0- 0	HOME	0- 0	0- 0	1- 3				
1- 6	0- 2	0- 0	AWAY	0- 0	0- 2	1- 2				
0- 0	0- 0	0- 0	NEUTRAL	0- 0	0- 0	0- 0				
4- 4	0- 0	0- 0	CONFERENCE	0- 1	0- 0	4- 3				
1- 2	0- 0	0- 0	HOME	0- 1	0- 0	1- 1				
3- 2	0- 0	0- 0	AWAY	0- 0	0- 0	3- 2				
0- 0	0- 0	0- 0	NEUTRAL	0- 0	0- 0	0- 0				

RPI 1-25				RPI 26-50				RPI 51-100				RPI 101+ Team's RPI: 264			
RPI	S	Opponent	Score	RPI	S	Opponent	Score	RPI	S	Opponent	Score	RPI	S	Opponent	Score
7	A	Baylor	29 97					83	H	Stony Brook	44 53	115	A	Holy Cross	61 82
22	A	Princeton	37 77									142	A	Massachusetts	65 67
												158	A	Dartmouth	47 66
												167	A	Merrimack	54 64
												186	H	Binghamton	53 63
												190	H	Boston U.	64 78
												209	A	UMass Lowell	53 58
												221	H	Brown	68 76
												252	A	Maine	50 67
												289	H	North Dakota St.	61 67
												295	A	Vermont	59 51
												306	A	UMBC	72 63
												309	A	Albany (NY)	48 47
												313	A	Bryant	68 56
												344	H	Central Conn. St.	70 59
												345	H	Hartford	72 71
LAST 10 Division I															
295	A	Vermont	59 51	252	A	Maine	50 67								
186	H	Binghamton	53 63	345	H	Hartford	72 71								
306	A	UMBC	72 63	209	A	UMass Lowell	53 58								
309	A	Albany (NY)	48 47	22	A	Princeton	37 77								
83	H	Stony Brook	44 53	115	A	Holy Cross	61 82								

Non-Div I Games: Wheaton (MA) 89 44

New Hampshire

Loss, Non-Conf, S Site, H Home A Away N Neutral

New Mexico

Through Games Of Jan. 29, 2020

Average RPI Win:	238	WON-LOST	WINNING	LAST 10	STRENGTH OF	OPP. STRENGTH	TEAM	ADJ.	CONF.	ADJ CONF.
Average RPI Loss:	136	RECORD	PCT. RANK	GAMES	SCHEDULE	OF SCHEDULE	RPI	RPI	RPI	RPI
DIV. I ONLY	11- 11	175	3-7	165	196	189	189	17	17	
DIV. I NON-CONF.	8- 4	90	0-2	193	147	126	126	23	23	
TOTALS	RPI 1-25	RPI 26-50	W-L RECORDS	RPI 51-100	RPI 101-150	RPI 150+				
11- 11	0- 0	0- 2	OVERALL	0- 2	2- 3	9- 4				
7- 5	0- 0	0- 0	HOME	0- 1	1- 1	6- 3				
3- 5	0- 0	0- 1	AWAY	0- 1	0- 2	3- 1				
1- 1	0- 0	0- 1	NEUTRAL	0- 0	1- 0	0- 0				
8- 4	0- 0	0- 2	NON-CONFERENCE	0- 1	2- 0	6- 1				
5- 2	0- 0	0- 0	HOME	0- 1	1- 0	4- 1				
2- 1	0- 0	0- 1	AWAY	0- 0	0- 0	2- 0				
1- 1	0- 0	0- 1	NEUTRAL	0- 0	1- 0	0- 0				
3- 7	0- 0	0- 0	CONFERENCE	0- 1	0- 3	3- 3				
2- 3	0- 0	0- 0	HOME	0- 0	0- 1	2- 2				
1- 4	0- 0	0- 0	AWAY	0- 1	0- 2	1- 1				
0- 0	0- 0	0- 0	NEUTRAL	0- 0	0- 0	0- 0				

RPI 1-25			RPI 26-50			RPI 51-100			RPI 101+			Team's RPI: 189
RPI	S	Opponent	Score	RPI	S	Opponent	Score	RPI	S	Opponent	Score	
28	A	Arizona St.	47 84	73	H	Ball St.	57 70	113	A	Boise St.	82 83	
40	N	West Virginia	60 73	81	A	Fresno St.	81 84	128	A	San Jose St.	85 89	
								128	H	San Jose St.	80 81	
								139	H	Providence	86 68	
								147	N	Missouri	71 68	
								160	H	Houston	81 71	
								188	H	UNLV	51 68	
								195	H	Northern Ariz.	83 76	
								206	H	Wyoming	66 73	
								214	A	UTEP	93 78	
								251	H	LMU (CA)	72 73	
								256	A	San Diego St.	74 75	
								269	H	Colorado St.	73 62	
								278	H	UC Riverside	80 70	
								281	H	Nevada	87 67	
								308	A	Air Force	75 53	
								312	A	New Mexico St.	86 67	
								312	H	New Mexico St.	107 53	
LAST 10 Division I												
256	A	San Diego St.	74 75	308	A	Air Force	75 53					
281	H	Nevada	87 67	81	A	Fresno St.	81 84					
128	A	San Jose St.	85 89	128	H	San Jose St.	80 81					
188	H	UNLV	51 68	73	H	Ball St.	57 70					
269	H	Colorado St.	73 62	251	H	LMU (CA)	72 73					

Non-Div I Games: Northern N.M. 92 44

New Mexico

■ Loss,
 ■ Non-Conf, S Site,
 ■ Home
 ■ Away
 N Neutral

Average RPI Win:	314	WON-LOST	WINNING	LAST 10	STRENGTH OF	OPP. STRENGTH	TEAM	ADJ.	CONF.	ADJ CONF.
Average RPI Loss:	204	RECORD	PCT. RANK	GAMES	SCHEDULE	OF SCHEDULE	RPI	RPI	RPI	RPI
DIV. I ONLY	6- 12	260	5-5	303	336	312	312	32	32	
DIV. I NON-CONF.	2- 10	313	1-3	233	287	320	320	32	32	
TOTALS	RPI 1-25	RPI 26-50	W-L RECORDS	RPI 51-100	RPI 101-150	RPI 150+				
6- 12	0- 0	0- 1	OVERALL	0- 1	0- 1	6- 9				
4- 6	0- 0	0- 1	HOME	0- 0	0- 0	4- 5				
2- 4	0- 0	0- 0	AWAY	0- 1	0- 0	2- 3				
0- 2	0- 0	0- 0	NEUTRAL	0- 0	0- 1	0- 1				
2- 10	0- 0	0- 1	NON-CONFERENCE	0- 1	0- 1	2- 7				
1- 5	0- 0	0- 1	HOME	0- 0	0- 0	1- 4				
1- 3	0- 0	0- 0	AWAY	0- 1	0- 0	1- 2				
0- 2	0- 0	0- 0	NEUTRAL	0- 0	0- 1	0- 1				
4- 2	0- 0	0- 0	CONFERENCE	0- 0	0- 0	4- 2				
3- 1	0- 0	0- 0	HOME	0- 0	0- 0	3- 1				
1- 1	0- 0	0- 0	AWAY	0- 0	0- 0	1- 1				
0- 0	0- 0	0- 0	NEUTRAL	0- 0	0- 0	0- 0				

RPI 1-25			RPI 26-50			RPI 51-100			RPI 101+ Team's RPI: 312		
RPI	S	Opponent	Score	RPI	S	Opponent	Score	RPI	S	Opponent	Score
				28	H	Arizona St.	47 70	79	A	Abilene Christian	54 67
								136	N	Western Mich.	76 79
								189	A	New Mexico	53 107
								189	H	New Mexico	67 86
								214	A	UTEP	45 65
								214	H	UTEP	57 63
								227	A	UMKC	52 56
								248	H	Pepperdine	69 72
								278	H	UC Riverside	58 60
								291	A	Denver	78 75
								294	H	California Baptist	57 56
								301	H	Weber St.	77 47
								316	H	UTRGV	76 75
								322	N	Georgia St.	51 59
								329	H	Utah Valley	54 58
								331	H	Seattle U	83 65
								348	A	Chicago St.	73 60
LAST 10 Division I											
316	H	UTRGV	76 75	294	H	California Baptist	57 56				
331	H	Seattle U	83 65	79	A	Abilene Christian	54 67				
329	H	Utah Valley	54 58	28	H	Arizona St.	47 70				
227	A	UMKC	52 56	189	A	New Mexico	53 107				
348	A	Chicago St.	73 60	301	H	Weber St.	77 47				

Non-Div I Games: Western N.M. 75 56

New Mexico St.

■ Loss,
 ■ Non-Conf, S Site,
 ■ Home
 ■ Away
 N Neutral

New Orleans

Through Games Of Jan. 29, 2020

Average RPI Win:	255	WON-LOST	WINNING	LAST 10	STRENGTH OF	OPP. STRENGTH	TEAM	ADJ.	CONF.	ADJ CONF.
Average RPI Loss:	114	RECORD	PCT. RANK	GAMES	SCHEDULE	OF SCHEDULE	RPI	RPI	RPI	RPI
DIV. I ONLY	9- 8	157	8-2	166	249	155	155	23	23	
DIV. I NON-CONF.	2- 5	259	1-0	70	153	173	173	20	20	
TOTALS	RPI 1-25	RPI 26-50	W-L RECORDS	RPI 51-100	RPI 101-150	RPI 150+				
9- 8	0- 1	0- 1	OVERALL	0- 2	1- 2	8- 2				
4- 3	0- 0	0- 0	HOME	0- 0	1- 2	3- 1				
5- 5	0- 1	0- 1	AWAY	0- 2	0- 0	5- 1				
0- 0	0- 0	0- 0	NEUTRAL	0- 0	0- 0	0- 0				
2- 5	0- 1	0- 1	NON-CONFERENCE	0- 1	0- 1	2- 1				
1- 1	0- 0	0- 0	HOME	0- 0	0- 1	1- 0				
1- 4	0- 1	0- 1	AWAY	0- 1	0- 0	1- 1				
0- 0	0- 0	0- 0	NEUTRAL	0- 0	0- 0	0- 0				
7- 3	0- 0	0- 0	CONFERENCE	0- 1	1- 1	6- 1				
3- 2	0- 0	0- 0	HOME	0- 0	1- 1	2- 1				
4- 1	0- 0	0- 0	AWAY	0- 1	0- 0	4- 0				
0- 0	0- 0	0- 0	NEUTRAL	0- 0	0- 0	0- 0				

RPI 1-25				RPI 26-50				RPI 51-100				RPI 101+ Team's RPI: 155			
RPI	S	Opponent	Score	RPI	S	Opponent	Score	RPI	S	Opponent	Score	RPI	S	Opponent	Score
24	A	LSU	49 83	46	A	Arkansas	52 82	54	A	Iowa St.	53 71	111	H	SFA	53 50
								79	A	Abilene Christian	62 76	125	H	A&M-Corpus Christi	53 83
												132	H	Louisiana	60 65
												162	H	Sam Houston St.	46 78
												193	H	North Dakota	79 73
												215	A	Lamar University	62 57
												217	A	Central Ark.	49 37
												276	A	Ole Miss	69 64
												292	A	Texas St.	49 51
												293	H	Nicholls St.	77 65
												324	A	Incarinate Word	67 55
												328	H	McNeese	78 59
												342	A	Northwestern St.	77 63
LAST 10 Division I															
342	A	Northwestern St.	77 63	217	A	Central Ark.	49 37								
293	H	Nicholls St.	77 65	111	H	SFA	53 50								
125	H	A&M-Corpus Christi	53 83	215	A	Lamar University	62 57								
328	H	McNeese	78 59	193	H	North Dakota	79 73								
324	A	Incarinate Word	67 55	162	H	Sam Houston St.	46 78								

Non-Div I Games: Pensacola Christian 91 31 Tougaloo 91 69

New Orleans

■ Loss,
 ■ Non-Conf,
 ■ S Site,
 ■ Home
 ■ A Away
 N Neutral

Niagara

Through Games Of Jan. 29, 2020

Average RPI Win: 299	WON-LOST	WINNING	LAST 10	STRENGTH OF	OPP. STRENGTH	TEAM	ADJ.	CONF.	ADJ CONF.
Average RPI Loss: 137	RECORD	PCT. RANK	GAMES	SCHEDULE	OF SCHEDULE	RPI	RPI	RPI	RPI
DIV. I ONLY	7- 11	239	6-4	198	310	231	231	24	24
DIV. I NON-CONF.	2- 7	288	1-0	179	291	269	269	25	25
TOTALS	RPI 1-25	RPI 26-50	W-L RECORDS	RPI 51-100	RPI 101-150	RPI 150+			
7- 11	0- 0	0- 1	OVERALL	0- 5	0- 1	7- 4			
4- 3	0- 0	0- 0	HOME	0- 3	0- 0	4- 0			
3- 8	0- 0	0- 1	AWAY	0- 2	0- 1	3- 4			
0- 0	0- 0	0- 0	NEUTRAL	0- 0	0- 0	0- 0			
2- 7	0- 0	0- 1	NON-CONFERENCE	0- 2	0- 1	2- 3			
1- 1	0- 0	0- 0	HOME	0- 1	0- 0	1- 0			
1- 6	0- 0	0- 1	AWAY	0- 1	0- 1	1- 3			
0- 0	0- 0	0- 0	NEUTRAL	0- 0	0- 0	0- 0			
5- 4	0- 0	0- 0	CONFERENCE	0- 3	0- 0	5- 1			
3- 2	0- 0	0- 0	HOME	0- 2	0- 0	3- 0			
2- 2	0- 0	0- 0	AWAY	0- 1	0- 0	2- 1			
0- 0	0- 0	0- 0	NEUTRAL	0- 0	0- 0	0- 0			

RPI S	Opponent	Score	RPI S	Opponent	Score	RPI S	Opponent	Score	RPI S	Opponent	Score	Team's RPI: 231
36	A Rutgers	37 87	67	H Marist	67 94	133	A Cornell	59 82				
			77	H Buffalo	67 81	186	A Binghamton	55 74				
			84	A Rider	75 79	219	A Iona	63 57				
			84	H Rider	55 71	222	A Manhattan	65 68				
			95	A Colgate	72 85	239	A Howard	42 91				
						273	H Oakland	77 63				
						283	A Monmouth	73 70				
						286	A St. Bonaventure	67 71				
						304	H Siena	68 61				
						335	H Saint Peter's	97 89				
						339	H Canisius	81 62				
						343	A Coppin St.	82 67				
LAST 10 Division I												
339	H Canisius	81 62	67	H Marist	67 94							
84	H Rider	55 71	304	H Siena	68 61							
335	H Saint Peter's	97 89	222	A Manhattan	65 68							
283	A Monmouth	73 70	84	A Rider	75 79							
219	A Iona	63 57	343	A Coppin St.	82 67							

Non-Div I Games:

Niagara

■ Loss,
 ■ Non-Conf,
 S Site,
 ■ Home
 ■ Away
 N Neutral

Average RPI Win:	305	WON-LOST	WINNING	LAST 10	STRENGTH OF	OPP. STRENGTH	TEAM	ADJ.	CONF.	ADJ CONF.
Average RPI Loss:	147	RECORD	PCT. RANK	GAMES	SCHEDULE	OF SCHEDULE	RPI	RPI	RPI	RPI
DIV. I ONLY	4- 14	302	3-7	237	211	293	293	23	23	
DIV. I NON-CONF.	1- 6	318	0	49	47	235	235	20	20	
TOTALS	RPI 1-25	RPI 26-50	W-L RECORDS	RPI 51-100	RPI 101-150	RPI 150+				
4- 14	0- 3	0- 0	OVERALL	0- 3	0- 1	4- 7				
2- 3	0- 0	0- 0	HOME	0- 1	0- 0	2- 2				
2- 10	0- 3	0- 0	AWAY	0- 1	0- 1	2- 5				
0- 1	0- 0	0- 0	NEUTRAL	0- 1	0- 0	0- 0				
1- 6	0- 3	0- 0	NON-CONFERENCE	0- 2	0- 0	1- 1				
1- 0	0- 0	0- 0	HOME	0- 0	0- 0	1- 0				
0- 5	0- 3	0- 0	AWAY	0- 1	0- 0	0- 1				
0- 1	0- 0	0- 0	NEUTRAL	0- 1	0- 0	0- 0				
3- 8	0- 0	0- 0	CONFERENCE	0- 1	0- 1	3- 6				
1- 3	0- 0	0- 0	HOME	0- 1	0- 0	1- 2				
2- 5	0- 0	0- 0	AWAY	0- 0	0- 1	2- 4				
0- 0	0- 0	0- 0	NEUTRAL	0- 0	0- 0	0- 0				

RPI 1-25				RPI 26-50				RPI 51-100				RPI 101+ Team's RPI: 293			
RPI	S	Opponent	Score	RPI	S	Opponent	Score	RPI	S	Opponent	Score	RPI	S	Opponent	Score
12	A	Indiana	47 111					78	N	North Florida	61 64	125	A	A&M-Corpus Christi	49 55
23	A	TCU	47 72					79	H	Abilene Christian	84 95	155	A	New Orleans	65 77
24	A	LSU	32 63					100	A	Rice	47 71	162	A	Sam Houston St.	71 87
												203	A	Jacksonville	55 72
												215	H	Lamar University	78 84
												217	H	Central Ark.	46 53
												229	A	Southeastern La.	67 65
												317	A	Houston Baptist	84 78
												324	A	Incarinate Word	51 53
												328	H	McNeese	79 63
												342	A	Northwestern St.	54 58
												346	H	La.-Monroe	74 59
LAST 10 Division I															
328	H	McNeese	79 63	229	A	Southeastern La.	67 65								
155	A	New Orleans	65 77	215	H	Lamar University	78 84								
317	A	Houston Baptist	84 78	162	A	Sam Houston St.	71 87								
217	H	Central Ark.	46 53	324	A	Incarinate Word	51 53								
342	A	Northwestern St.	54 58	79	H	Abilene Christian	84 95								

Non-Div I Games: Southern-N.O. 94 61 Paul Quinn 101 68

Nicholls St.

Average RPI Win:	246	WON-LOST	WINNING	LAST 10	STRENGTH OF	OPP. STRENGTH	TEAM	ADJ.	CONF.	ADJ CONF.
Average RPI Loss:	142	RECORD	PCT. RANK	GAMES	SCHEDULE	OF SCHEDULE	RPI	RPI	RPI	RPI
DIV. I ONLY	11- 7	107	6-4	258	280	180	180	30	30	
DIV. I NON-CONF.	5- 7	205	0-4	128	204	182	182	31	31	
TOTALS	RPI 1-25	RPI 26-50	W-L RECORDS	RPI 51-100	RPI 101-150	RPI 150+				
11- 7	0- 0	0- 1	OVERALL	1- 0	0- 3	10- 3				
6- 3	0- 0	0- 0	HOME	0- 0	0- 2	6- 1				
4- 3	0- 0	0- 0	AWAY	0- 0	0- 1	4- 2				
1- 1	0- 0	0- 1	NEUTRAL	1- 0	0- 0	0- 0				
5- 7	0- 0	0- 1	NON-CONFERENCE	1- 0	0- 3	4- 3				
2- 3	0- 0	0- 0	HOME	0- 0	0- 2	2- 1				
2- 3	0- 0	0- 0	AWAY	0- 0	0- 1	2- 2				
1- 1	0- 0	0- 1	NEUTRAL	1- 0	0- 0	0- 0				
6- 0	0- 0	0- 0	CONFERENCE	0- 0	0- 0	6- 0				
4- 0	0- 0	0- 0	HOME	0- 0	0- 0	4- 0				
2- 0	0- 0	0- 0	AWAY	0- 0	0- 0	2- 0				
0- 0	0- 0	0- 0	NEUTRAL	0- 0	0- 0	0- 0				

RPI 1-25			RPI 26-50			RPI 51-100			RPI 101+			Team's RPI: 180
RPI	S	Opponent	Score	RPI	S	Opponent	Score	RPI	S	Opponent	Score	
				40	N	West Virginia	55 72	78	N	North Florida	57 54	
										112	H	Liberty 48 67
										119	A	Richmond 69 77
										130	H	Robert Morris 62 69
										151	H	Bethune-Cookman 61 51
										156	A	William & Mary 56 65
										179	A	Hampton 77 56
										196	H	La Salle 52 55
										203	A	Jacksonville 71 64
										212	H	High Point 72 58
										239	A	Howard 83 80
										242	A	Marshall 69 75
										271	H	Longwood 49 46
										326	H	UMES 68 45
										343	A	Coppin St. 85 48
										349	H	South Carolina St. 76 42
										350	H	Florida A&M 59 51
LAST 10 Division I												
				350	H	Florida A&M	59 51	151	H	Bethune-Cookman	61 51	
				349	H	South Carolina St.	76 42	119	A	Richmond	69 77	
				326	H	UMES	68 45	156	A	William & Mary	56 65	
				239	A	Howard	83 80	130	H	Robert Morris	62 69	
				343	A	Coppin St.	85 48	40	N	West Virginia	55 72	

Non-Div I Games: Virginia-Lynchburg 123 48

Norfolk St.

Average RPI Win:	265	WON-LOST	WINNING	LAST 10	STRENGTH OF	OPP. STRENGTH	TEAM	ADJ.	CONF.	ADJ CONF.
Average RPI Loss:	94	RECORD	PCT. RANK	GAMES	SCHEDULE	OF SCHEDULE	RPI	RPI	RPI	RPI
DIV. I ONLY	12- 5	54	7-3	329	221	169	169	16	16	
DIV. I NON-CONF.	7- 3	80	2-1	349	308	239	239	15	15	
TOTALS	RPI 1-25	RPI 26-50	W-L RECORDS	RPI 51-100	RPI 101-150	RPI 150+				
12- 5	0- 1	0- 1	OVERALL	1- 1	1- 0	10- 2				
4- 2	0- 0	0- 1	HOME	1- 0	0- 0	3- 1				
4- 3	0- 1	0- 0	AWAY	0- 1	1- 0	3- 1				
4- 0	0- 0	0- 0	NEUTRAL	0- 0	0- 0	4- 0				
7- 3	0- 1	0- 0	NON-CONFERENCE	0- 1	0- 0	7- 1				
1- 1	0- 0	0- 0	HOME	0- 0	0- 0	1- 1				
2- 2	0- 1	0- 0	AWAY	0- 1	0- 0	2- 0				
4- 0	0- 0	0- 0	NEUTRAL	0- 0	0- 0	4- 0				
5- 2	0- 0	0- 1	CONFERENCE	1- 0	1- 0	3- 1				
3- 1	0- 0	0- 1	HOME	1- 0	0- 0	2- 0				
2- 1	0- 0	0- 0	AWAY	0- 0	1- 0	1- 1				
0- 0	0- 0	0- 0	NEUTRAL	0- 0	0- 0	0- 0				

RPI	S	Opponent	Score	RPI	S	Opponent	Score	RPI	S	Opponent	Score	RPI	S	Opponent	Score	Team's RPI: 169
5	A	Iowa	81 86	34	H	FGCU	63 74	54	A	Iowa St.	72 80	112	A	Liberty	76 71	
								78	H	North Florida	54 51	164	H	Samford	63 79	
												203	H	Jacksonville	76 65	
												213	A	Kennesaw St.	56 59	
												258	H	Stetson	68 57	
												265	A	Lipscomb	84 72	
												275	N	Alabama A&M	80 65	
												300	N	UC Irvine	88 60	
												321	N	SIUE	85 67	
												327	A	Alabama St.	81 60	
												338	A	Tennessee St.	88 63	
												349	N	South Carolina St.	99 46	
												351	H	Mississippi Val.	86 60	
LAST 10 Division I																
213	A	Kennesaw St.	56 59	203	H	Jacksonville	76 65									
258	H	Stetson	68 57	78	H	North Florida	54 51									
34	H	FGCU	63 74	54	A	Iowa St.	72 80									
112	A	Liberty	76 71	349	N	South Carolina St.	99 46									
265	A	Lipscomb	84 72	321	N	SIUE	85 67									

Non-Div I Games: Virginia-Lynchburg 128 26 Oakwood 120 38

North Ala.

Loss, Non-Conf, S Site, H Home A Away N Neutral

North Carolina

Through Games Of Jan. 29, 2020

Average RPI Win:	178	WON-LOST	WINNING	LAST 10	STRENGTH OF	OPP. STRENGTH	TEAM	ADJ.	CONF.	ADJ CONF.
Average RPI Loss:	28	RECORD	PCT. RANK	GAMES	SCHEDULE	OF SCHEDULE	RPI	RPI	RPI	RPI
DIV. I ONLY	14- 6	60	5-5	96	16	57	57	5	5	
DIV. I NON-CONF.	9- 2	38	0-1	326	44	132	132	3	3	
TOTALS	RPI 1-25	RPI 26-50	W-L RECORDS	RPI 51-100	RPI 101-150	RPI 150+				
14- 6	1- 3	1- 2	OVERALL	3- 1	2- 0	7- 0				
9- 2	1- 1	0- 1	HOME	1- 0	1- 0	6- 0				
2- 4	0- 2	1- 1	AWAY	1- 1	0- 0	0- 0				
3- 0	0- 0	0- 0	NEUTRAL	1- 0	1- 0	1- 0				
9- 2	0- 0	0- 1	NON-CONFERENCE	1- 1	2- 0	6- 0				
6- 1	0- 0	0- 1	HOME	0- 0	1- 0	5- 0				
0- 1	0- 0	0- 0	AWAY	0- 1	0- 0	0- 0				
3- 0	0- 0	0- 0	NEUTRAL	1- 0	1- 0	1- 0				
5- 4	1- 3	1- 1	CONFERENCE	2- 0	0- 0	1- 0				
3- 1	1- 1	0- 0	HOME	1- 0	0- 0	1- 0				
2- 3	0- 2	1- 1	AWAY	1- 0	0- 0	0- 0				
0- 0	0- 0	0- 0	NEUTRAL	0- 0	0- 0	0- 0				

RPI S	Opponent	Score	RPI S	Opponent	Score	RPI S	Opponent	Score	RPI S	Opponent	Score
3	H Louisville	67 74	26	A Virginia Tech	70 76	53	N Temple	71 58	147	N Missouri	82 69
16	A Florida St.	64 78	35	A Virginia	65 47	56	A Georgia Tech	67 60	148	H Illinois	85 60
17	A NC State	68 76	43	H Yale	63 66	60	H Miami (FL)	78 58	153	H Elon	76 46
17	H NC State	66 60				62	A Alabama	77 83	250	N UNCW	85 45
									280	H Navy	80 40
									287	H Pittsburgh	70 62
									325	H N.C. Central	92 53
									333	H Western Caro.	92 55
									341	H Charleston So.	85 54
LAST 10 Division I											
17	A NC State	68 76	17	H NC State	66 60						
56	A Georgia Tech	67 60	26	A Virginia Tech	70 76						
3	H Louisville	67 74	35	A Virginia	65 47						
60	H Miami (FL)	78 58	287	H Pittsburgh	70 62						
16	A Florida St.	64 78	43	H Yale	63 66						

Non-Div I Games:

North Carolina

Loss, Non-Conf, S Site, H Home A Away N Neutral

North Dakota

Through Games Of Jan. 29, 2020

Average RPI Win: 268	WON-LOST	WINNING	LAST 10	STRENGTH OF	OPP. STRENGTH	TEAM	ADJ.	CONF.	ADJ CONF.
Average RPI Loss: 176	RECORD	PCT. RANK	GAMES	SCHEDULE	OF SCHEDULE	RPI	RPI	RPI	RPI

DIV. I ONLY	11- 8	132	5-5	322	237	193	193	18	18
DIV. I NON-CONF.	7- 4	100	1-1	252	284	123	123	18	18
TOTALS	RPI 1-25	RPI 26-50	W-L RECORDS	RPI 51-100	RPI 101-150	RPI 150+			
11- 8	0- 0	0- 1	OVERALL	0- 2	0- 0	11- 5			
5- 2	0- 0	0- 0	HOME	0- 1	0- 0	5- 1			
6- 6	0- 0	0- 1	AWAY	0- 1	0- 0	6- 4			
0- 0	0- 0	0- 0	NEUTRAL	0- 0	0- 0	0- 0			
7- 4	0- 0	0- 1	NON-CONFERENCE	0- 1	0- 0	7- 2			
2- 1	0- 0	0- 0	HOME	0- 1	0- 0	2- 0			
5- 3	0- 0	0- 1	AWAY	0- 0	0- 0	5- 2			
0- 0	0- 0	0- 0	NEUTRAL	0- 0	0- 0	0- 0			
4- 4	0- 0	0- 0	CONFERENCE	0- 1	0- 0	4- 3			
3- 1	0- 0	0- 0	HOME	0- 0	0- 0	3- 1			
1- 3	0- 0	0- 0	AWAY	0- 1	0- 0	1- 2			
0- 0	0- 0	0- 0	NEUTRAL	0- 0	0- 0	0- 0			

RPI 1-25	RPI 26-50	RPI 51-100	RPI 101+	Team's RPI: 193
RPI S Opponent Score	RPI S Opponent Score	RPI S Opponent Score	RPI S Opponent Score	
	33 Arizona 42 74	89 South Dakota St. 64 99	155 New Orleans 73 79	
		94 Illinois St. 58 66	165 Valparaiso 65 63	
			182 Rhode Island 67 61	
			205 SMU 51 66	
			207 Western Ill. 77 71	
			253 Oral Roberts 52 75	
			254 Grand Canyon 78 76	
			266 Milwaukee 66 58	
			289 North Dakota St. 82 92	
			290 Ga. Southern 69 56	
			291 Denver 90 82	
			291 Denver 81 91	
			298 Omaha 63 57	
			307 Purdue Fort Wayne 91 85	
			341 Charleston So. 73 57	
			349 South Carolina St. 95 53	
LAST 10 Division I				
	207 Western Ill. 77 71	298 Omaha 63 57		
	291 Denver 81 91	307 Purdue Fort Wayne 91 85		
	289 North Dakota St. 82 92	291 Denver 90 82		
	89 South Dakota St. 64 99	155 New Orleans 73 79		
	253 Oral Roberts 52 75	266 Milwaukee 66 58		

Non-Div I Games: Northland 118 35 Mayville St. 83 52

North Dakota

Loss, Non-Conf, S Site, Home Away N Neutral

Average RPI Win:	249	WON-LOST	WINNING	LAST 10	STRENGTH OF	OPP. STRENGTH	TEAM	ADJ.	CONF.	ADJ CONF.
Average RPI Loss:	138	RECORD	PCT. RANK	GAMES	SCHEDULE	OF SCHEDULE	RPI	RPI	RPI	RPI
DIV. I ONLY	3- 14	321	3-7	126	154	289	289	18	18	
DIV. I NON-CONF.	1- 9	326	1-2	148	60	293	293	18	18	
TOTALS	RPI 1-25	RPI 26-50	W-L RECORDS	RPI 51-100	RPI 101-150	RPI 150+				
3- 14	0- 0	0- 1	OVERALL	0- 5	0- 2	3- 6				
2- 7	0- 0	0- 0	HOME	0- 2	0- 1	2- 4				
1- 7	0- 0	0- 1	AWAY	0- 3	0- 1	1- 2				
0- 0	0- 0	0- 0	NEUTRAL	0- 0	0- 0	0- 0				
1- 9	0- 0	0- 1	NON-CONFERENCE	0- 3	0- 2	1- 3				
0- 5	0- 0	0- 0	HOME	0- 1	0- 1	0- 3				
1- 4	0- 0	0- 1	AWAY	0- 2	0- 1	1- 0				
0- 0	0- 0	0- 0	NEUTRAL	0- 0	0- 0	0- 0				
2- 5	0- 0	0- 0	CONFERENCE	0- 2	0- 0	2- 3				
2- 2	0- 0	0- 0	HOME	0- 1	0- 0	2- 1				
0- 3	0- 0	0- 0	AWAY	0- 1	0- 0	0- 2				
0- 0	0- 0	0- 0	NEUTRAL	0- 0	0- 0	0- 0				

RPI 1-25				RPI 26-50				RPI 51-100				RPI 101+ Team's RPI: 289			
RPI	S	Opponent	Score	RPI	S	Opponent	Score	RPI	S	Opponent	Score	RPI	S	Opponent	Score
				39	A	Creighton	59 70	52	H	South Dakota	36 80	120	H	Wisconsin	63 64
								54	H	Iowa St.	58 86	137	A	Northeastern	61 72
								55	A	Bradley	64 70	165	H	Valparaiso	54 66
								58	A	UNI	63 95	193	H	North Dakota	92 82
								89	A	South Dakota St.	52 60	202	H	Northern Ill.	68 74
												206	H	Wyoming	57 66
												207	H	Western Ill.	78 79
												253	A	Oral Roberts	62 70
												264	A	New Hampshire	67 61
												291	A	Denver	82 91
												291	H	Denver	85 80
LAST 10 Division I															
291	H	Denver	85 80	207	H	Western Ill.	78 79								
89	A	South Dakota St.	52 60	291	A	Denver	82 91								
193	H	North Dakota	92 82	120	H	Wisconsin	63 64								
52	H	South Dakota	36 80	55	A	Bradley	64 70								
253	A	Oral Roberts	62 70	264	A	New Hampshire	67 61								

Non-Div I Games: Waldorf 92 26 Mayville St. 97 59

North Dakota St.

North Florida

Through Games Of Jan. 29, 2020

Average RPI Win:	219	WON-LOST	WINNING	LAST 10	STRENGTH OF	OPP. STRENGTH	TEAM	ADJ.	CONF.	ADJ CONF.
Average RPI Loss:	82	RECORD	PCT. RANK	GAMES	SCHEDULE	OF SCHEDULE	RPI	RPI	RPI	RPI
DIV. I ONLY	10- 8	145	6-4	64	166	78	78	16	16	
DIV. I NON-CONF.	5- 6	187	1-2	44	122	78	78	15	15	
TOTALS	RPI 1-25	RPI 26-50	W-L RECORDS	RPI 51-100	RPI 101-150	RPI 150+				
10- 8	0- 2	0- 1	OVERALL	1- 2	2- 1	7- 2				
3- 1	0- 0	0- 1	HOME	0- 0	2- 0	1- 0				
5- 5	0- 2	0- 0	AWAY	0- 1	0- 1	5- 1				
2- 2	0- 0	0- 0	NEUTRAL	1- 1	0- 0	1- 1				
5- 6	0- 2	0- 0	NON-CONFERENCE	1- 2	1- 1	3- 1				
1- 0	0- 0	0- 0	HOME	0- 0	1- 0	0- 0				
2- 4	0- 2	0- 0	AWAY	0- 1	0- 1	2- 0				
2- 2	0- 0	0- 0	NEUTRAL	1- 1	0- 0	1- 1				
5- 2	0- 0	0- 1	CONFERENCE	0- 0	1- 0	4- 1				
2- 1	0- 0	0- 1	HOME	0- 0	1- 0	1- 0				
3- 1	0- 0	0- 0	AWAY	0- 0	0- 0	3- 1				
0- 0	0- 0	0- 0	NEUTRAL	0- 0	0- 0	0- 0				

RPI S	Opponent	Score	RPI S	Opponent	Score	RPI S	Opponent	Score	RPI S	Opponent	Score
12 A	Indiana	45 72	34 H	FGCU	50 72	60 A	Miami (FL)	55 78	112 H	Liberty	65 50
16 A	Florida St.	41 70				67 N	Marist	54 69	115 H	Holy Cross	80 60
						84 N	Rider	80 70	120 A	Wisconsin	62 75
									169 A	North Ala.	51 54
									180 N	Norfolk St.	54 57
									203 A	Jacksonville	70 64
									213 A	Kennesaw St.	64 55
									265 A	Lipscomb	68 60
									275 A	Alabama A&M	73 64
									293 N	Nicholls St.	64 61
									299 A	FIU	64 49
									330 H	NJIT	71 48
LAST 10 Division I											
112 H	Liberty	65 50	213 A	Kennesaw St.	64 55						
265 A	Lipscomb	68 60	169 A	North Ala.	51 54						
203 A	Jacksonville	70 64	115 H	Holy Cross	80 60						
34 H	FGCU	50 72	16 A	Florida St.	41 70						
330 H	NJIT	71 48	12 A	Indiana	45 72						

Non-Div I Games: Warner 110 46 Edward Waters 80 51

North Florida

Loss, Non-Conf, S Site, H Home A Away N Neutral

Average RPI Win: 224		WON-LOST	WINNING	LAST 10	STRENGTH OF	OPP. STRENGTH	TEAM	ADJ.	CONF.	ADJ CONF.
Average RPI Loss: 171		RECORD	PCT. RANK	GAMES	SCHEDULE	OF SCHEDULE	RPI	RPI	RPI	RPI
DIV. I ONLY		7- 10	229	4-6	197	218	237	237	13	13
DIV. I NON-CONF.		4- 5	195	1-1	143	264	198	198	13	13
TOTALS	RPI 1-25	RPI 26-50		W-L RECORDS		RPI 51-100	RPI 101-150	RPI 150+		
7- 10	0- 1	1- 1		OVERALL		0- 1	1- 0	5- 7		
5- 3	0- 0	1- 0		HOME		0- 1	1- 0	3- 2		
2- 5	0- 0	0- 0		AWAY		0- 0	0- 0	2- 5		
0- 2	0- 1	0- 1		NEUTRAL		0- 0	0- 0	0- 0		
4- 5	0- 1	0- 1		NON-CONFERENCE		0- 1	1- 0	3- 2		
3- 1	0- 0	0- 0		HOME		0- 1	1- 0	2- 0		
1- 2	0- 0	0- 0		AWAY		0- 0	0- 0	1- 2		
0- 2	0- 1	0- 1		NEUTRAL		0- 0	0- 0	0- 0		
3- 5	0- 0	1- 0		CONFERENCE		0- 0	0- 0	2- 5		
2- 2	0- 0	1- 0		HOME		0- 0	0- 0	1- 2		
1- 3	0- 0	0- 0		AWAY		0- 0	0- 0	1- 3		
0- 0	0- 0	0- 0		NEUTRAL		0- 0	0- 0	0- 0		

RPI 1-25				RPI 26-50				RPI 51-100				RPI 101+				Team's RPI: 237	
RPI	S	Opponent	Score	RPI	S	Opponent	Score	RPI	S	Opponent	Score	RPI	S	Opponent	Score		
17	N	NC State	65 76	29	H	Western Ky.	61 54	99	H	UT Arlington	49 68	132	H	Louisiana	69 66		
				30	N	Texas	57 63					157	A	CSU Bakersfield	52 61		
												168	A	Fla. Atlantic	78 84		
												184	A	Hawaii	66 60		
												198	H	Southern Miss.	57 65		
												214	A	UTEP	63 67		
												242	H	Marshall	59 68		
												255	H	Louisiana Tech	74 69		
												288	A	Utah St.	55 66		
												299	A	FIU	56 58		
												303	A	UTSA	79 55		
												319	H	Alcorn	67 31		
												346	H	La.-Monroe	63 51		
LAST 10 Division I																	
				214	A	UTEP	63 67	299	A	FIU	56 58						
				303	A	UTSA	79 55	242	H	Marshall	59 68						
				255	H	Louisiana Tech	74 69	29	H	Western Ky.	61 54						
				198	H	Southern Miss.	57 65	346	H	La.-Monroe	63 51						
				168	A	Fla. Atlantic	78 84	288	A	Utah St.	55 66						

Non-Div I Games:	Mid-Amer. Christian	59	61	Xavier (LA)	68	31	Tex. A&M-Texarkana	114	54
------------------	---------------------	----	----	-------------	----	----	--------------------	-----	----

North Texas

Loss, Non-Conf, S Site, H Home A Away N Neutral

Northeastern

Through Games Of Jan. 29, 2020

Average RPI Win:	234	WON-LOST	WINNING	LAST 10	STRENGTH OF	OPP. STRENGTH	TEAM	ADJ.	CONF.	ADJ CONF.
Average RPI Loss:	80	RECORD	PCT. RANK	GAMES	SCHEDULE	OF SCHEDULE	RPI	RPI	RPI	RPI
DIV. I ONLY	8- 10	208	6-4	72	133	137	137	14	14	
DIV. I NON-CONF.	4- 7	225	2-1	65	114	157	157	14	14	
TOTALS	RPI 1-25	RPI 26-50	W-L RECORDS	RPI 51-100	RPI 101-150	RPI 150+				
8- 10	0- 2	0- 2	OVERALL	0- 3	1- 1	7- 2				
5- 3	0- 0	0- 1	HOME	0- 2	0- 0	5- 0				
3- 7	0- 2	0- 1	AWAY	0- 1	1- 1	2- 2				
0- 0	0- 0	0- 0	NEUTRAL	0- 0	0- 0	0- 0				
4- 7	0- 2	0- 1	NON-CONFERENCE	0- 2	1- 1	3- 1				
2- 3	0- 0	0- 1	HOME	0- 2	0- 0	2- 0				
2- 4	0- 2	0- 0	AWAY	0- 0	1- 1	1- 1				
0- 0	0- 0	0- 0	NEUTRAL	0- 0	0- 0	0- 0				
4- 3	0- 0	0- 1	CONFERENCE	0- 1	0- 0	4- 1				
3- 0	0- 0	0- 0	HOME	0- 0	0- 0	3- 0				
1- 3	0- 0	0- 1	AWAY	0- 1	0- 0	1- 1				
0- 0	0- 0	0- 0	NEUTRAL	0- 0	0- 0	0- 0				

RPI 1-25				RPI 26-50				RPI 51-100				RPI 101+ Team's RPI: 137			
RPI	S	Opponent	Score	RPI	S	Opponent	Score	RPI	S	Opponent	Score	RPI	S	Opponent	Score
2	A	Oregon	47 89	43	H	Yale	63 78	52	H	South Dakota	76 80	124	A	Fordham	58 74
20	A	Central Mich.	63 79	44	A	James Madison	54 67	70	A	Drexel	41 50	144	A	Harvard	46 44
								80	H	Dayton	60 71	153	H	Elon	68 65
												156	H	William & Mary	61 55
												174	A	Towson	68 81
												190	A	Boston U.	56 72
												230	A	Delaware	72 62
												252	A	Maine	66 58
												289	H	North Dakota St.	72 61
												302	H	Hofstra	74 51
												345	H	Hartford	60 47
LAST 10 Division I															
				44	A	James Madison	54 67	70	A	Drexel	41 50				
				174	A	Towson	68 81	302	H	Hofstra	74 51				
				156	H	William & Mary	61 55	190	A	Boston U.	56 72				
				153	H	Elon	68 65	252	A	Maine	66 58				
				230	A	Delaware	72 62	345	H	Hartford	60 47				

Non-Div I Games:

Northeastern

■ Loss,
 ■ Non-Conf,
 ■ S Site,
 ■ H Home
 ■ A Away
 N Neutral

Average RPI Win:	267	WON-LOST	WINNING	LAST 10	STRENGTH OF	OPP. STRENGTH	TEAM	ADJ.	CONF.	ADJ CONF.
Average RPI Loss:	152	RECORD	PCT. RANK	GAMES	SCHEDULE	OF SCHEDULE	RPI	RPI	RPI	RPI
DIV. I ONLY	9- 9	175	7-3	218	302	195	195	20	20	
DIV. I NON-CONF.	3- 6	235	1-0	109	295	202	202	17	17	
TOTALS	RPI 1-25	RPI 26-50	W-L RECORDS	RPI 51-100	RPI 101-150	RPI 150+				
9- 9	0- 1	0- 0	OVERALL	0- 2	1- 1	8- 5				
4- 3	0- 0	0- 0	HOME	0- 0	0- 1	4- 2				
4- 5	0- 0	0- 0	AWAY	0- 2	0- 0	4- 3				
1- 1	0- 1	0- 0	NEUTRAL	0- 0	1- 0	0- 0				
3- 6	0- 1	0- 0	NON-CONFERENCE	0- 2	1- 0	2- 3				
1- 1	0- 0	0- 0	HOME	0- 0	0- 0	1- 1				
1- 4	0- 0	0- 0	AWAY	0- 2	0- 0	1- 2				
1- 1	0- 1	0- 0	NEUTRAL	0- 0	1- 0	0- 0				
6- 3	0- 0	0- 0	CONFERENCE	0- 0	0- 1	6- 2				
3- 2	0- 0	0- 0	HOME	0- 0	0- 1	3- 1				
3- 1	0- 0	0- 0	AWAY	0- 0	0- 0	3- 1				
0- 0	0- 0	0- 0	NEUTRAL	0- 0	0- 0	0- 0				

RPI 1-25			RPI 26-50			RPI 51-100			RPI 101+ Team's RPI: 195		
RPI	S	Opponent	Score	RPI	S	Opponent	Score	RPI	S	Opponent	Score
13	N	Oregon St.	57 91					81	A	Fresno St.	66 83
								100	A	Rice	57 71
								118	H	Montana St.	64 72
								128	N	San Jose St.	67 64
								185	H	UC Davis	61 71
								187	A	Portland St.	54 66
								189	A	New Mexico	76 83
								197	H	Montana	71 79
								210	H	Northern Colo.	72 45
								218	H	Southern Utah	84 76
								257	A	Idaho St.	70 59
								294	A	California Baptist	79 98
								301	A	Weber St.	88 82
								317	A	Houston Baptist	79 62
								320	A	Sacramento St.	85 65
								320	H	Sacramento St.	114 107
								331	H	Seattle U	88 80
LAST 10 Division I											
320	A	Sacramento St.	85 65	320	H	Sacramento St.	114 107				
187	A	Portland St.	54 66	301	A	Weber St.	88 82				
210	H	Northern Colo.	72 45	118	H	Montana St.	64 72				
218	H	Southern Utah	84 76	197	H	Montana	71 79				
257	A	Idaho St.	70 59	128	N	San Jose St.	67 64				

Non-Div I Games:

Northern Ariz.

■ Loss,
 ■ Non-Conf, S Site,
 ■ Home
 ■ Away
 N Neutral

Average RPI Win:	244	WON-LOST	WINNING	LAST 10	STRENGTH OF	OPP. STRENGTH	TEAM	ADJ.	CONF.	ADJ CONF.
Average RPI Loss:	168	RECORD	PCT. RANK	GAMES	SCHEDULE	OF SCHEDULE	RPI	RPI	RPI	RPI
DIV. I ONLY	8- 9	199	5-5	266	153	210	210	20	20	
DIV. I NON-CONF.	4- 5	195	1-1	219	110	177	177	17	17	
TOTALS	RPI 1-25	RPI 26-50	W-L RECORDS	RPI 51-100	RPI 101-150	RPI 150+				
8- 9	0- 2	0- 0	OVERALL	0- 1	0- 1	8- 5				
3- 4	0- 0	0- 0	HOME	0- 1	0- 0	3- 3				
5- 5	0- 2	0- 0	AWAY	0- 0	0- 1	5- 2				
0- 0	0- 0	0- 0	NEUTRAL	0- 0	0- 0	0- 0				
4- 5	0- 2	0- 0	NON-CONFERENCE	0- 0	0- 0	4- 3				
1- 2	0- 0	0- 0	HOME	0- 0	0- 0	1- 2				
3- 3	0- 2	0- 0	AWAY	0- 0	0- 0	3- 1				
0- 0	0- 0	0- 0	NEUTRAL	0- 0	0- 0	0- 0				
4- 4	0- 0	0- 0	CONFERENCE	0- 1	0- 1	4- 2				
2- 2	0- 0	0- 0	HOME	0- 1	0- 0	2- 1				
2- 2	0- 0	0- 0	AWAY	0- 0	0- 1	2- 1				
0- 0	0- 0	0- 0	NEUTRAL	0- 0	0- 0	0- 0				

RPI 1-25				RPI 26-50				RPI 51-100				RPI 101+ Team's RPI: 210			
RPI	S	Opponent	Score	RPI	S	Opponent	Score	RPI	S	Opponent	Score	RPI	S	Opponent	Score
4	A	Stanford	36 90					97	H	Idaho	46 57	118	A	Montana St.	58 91
6	A	UCLA	58 92									187	H	Portland St.	77 58
												195	A	Northern Ariz.	45 72
												197	A	Montana	67 58
												205	A	SMU	61 52
												206	A	Wyoming	46 44
												233	H	San Francisco	83 90
												234	A	Chattanooga	59 42
												269	H	Colorado St.	58 75
												291	A	Denver	55 74
												296	H	Eastern Wash.	63 42
												301	H	Weber St.	60 65
												308	H	Air Force	72 62
												320	A	Sacramento St.	73 63
LAST 10 Division I															
296	H	Eastern Wash.	63 42	197	A	Montana	67 58								
97	H	Idaho	46 57	118	A	Montana St.	58 91								
195	A	Northern Ariz.	45 72	187	H	Portland St.	77 58								
320	A	Sacramento St.	73 63	206	A	Wyoming	46 44								
301	H	Weber St.	60 65	291	A	Denver	55 74								

Non-Div I Games:

Northern Colo.

■ Loss,
 ■ Non-Conf, S Site,
 ■ Home
 ■ Away
 N Neutral

Average RPI Win: 227	WON-LOST	WINNING	LAST 10	STRENGTH OF	OPP. STRENGTH	TEAM	ADJ.	CONF.	ADJ CONF.
Average RPI Loss: 114	RECORD	PCT. RANK	GAMES	SCHEDULE	OF SCHEDULE	RPI	RPI	RPI	RPI
DIV. I ONLY	5- 13	287	2-8	69	178	202	202	10	10
DIV. I NON-CONF.	4- 7	225	1-2	54	248	156	156	10	10
TOTALS	RPI 1-25	RPI 26-50	W-L RECORDS	RPI 51-100	RPI 101-150	RPI 150+			
5- 13	0- 0	0- 2	OVERALL	0- 5	1- 2	4- 4			
1- 6	0- 0	0- 1	HOME	0- 2	0- 2	1- 1			
3- 6	0- 0	0- 1	AWAY	0- 2	0- 0	3- 3			
1- 1	0- 0	0- 0	NEUTRAL	0- 1	1- 0	0- 0			
4- 7	0- 0	0- 2	NON-CONFERENCE	0- 3	1- 1	3- 1			
1- 3	0- 0	0- 1	HOME	0- 1	0- 1	1- 0			
2- 3	0- 0	0- 1	AWAY	0- 1	0- 0	2- 1			
1- 1	0- 0	0- 0	NEUTRAL	0- 1	1- 0	0- 0			
1- 6	0- 0	0- 0	CONFERENCE	0- 2	0- 1	1- 3			
0- 3	0- 0	0- 0	HOME	0- 1	0- 1	0- 1			
1- 3	0- 0	0- 0	AWAY	0- 1	0- 0	1- 2			
0- 0	0- 0	0- 0	NEUTRAL	0- 0	0- 0	0- 0			

RPI S	Opponent	Score	RPI S	Opponent	Score	RPI S	Opponent	Score	RPI S	Opponent	Score	Team's RPI: 202
27	A Purdue	63 68	27	A Purdue	63 68	52	N South Dakota	48 91	102	H Kent St.	71 79	
32	H Drake	49 73	32	H Drake	49 73	75	A Ohio	67 87	141	N Tennessee Tech	82 74	
						75	H Ohio	79 85	144	H Harvard	53 59	
						91	H Southern Ill.	61 80	159	A Eastern Mich.	55 62	
						94	A Illinois St.	66 69	177	H Toledo	51 63	
									192	A Miami (OH)	64 66	
									194	A Akron	70 65	
									244	H Eastern Ill.	61 48	
									266	A Milwaukee	65 78	
									269	A Colorado St.	80 75	
									289	A North Dakota St.	74 68	
LAST 10 Division I												
159	A Eastern Mich.	55 62	192	A Miami (OH)	64 66							
75	H Ohio	79 85	75	A Ohio	67 87							
194	A Akron	70 65	32	H Drake	49 73							
102	H Kent St.	71 79	91	H Southern Ill.	61 80							
177	H Toledo	51 63	244	H Eastern Ill.	61 48							

Non-Div I Games:

Northern Ill.

■ Loss,
■ Non-Conf,
■ S Site,
■ H Home
■ A Away
N Neutral

Average RPI Win:	280	WON-LOST	WINNING	LAST 10	STRENGTH OF	OPP. STRENGTH	TEAM	ADJ.	CONF.	ADJ CONF.
Average RPI Loss:	141	RECORD	PCT. RANK	GAMES	SCHEDULE	OF SCHEDULE	RPI	RPI	RPI	RPI
DIV. I ONLY	11- 9	149	6-4	320	215	232	232	21	21	
DIV. I NON-CONF.	6- 5	151	1-0	320	166	237	237	19	19	
TOTALS	RPI 1-25	RPI 26-50	W-L RECORDS	RPI 51-100	RPI 101-150	RPI 150+				
11- 9	0- 1	0- 0	OVERALL	0- 2	0- 3	11- 3				
6- 4	0- 1	0- 0	HOME	0- 0	0- 2	6- 1				
4- 5	0- 0	0- 0	AWAY	0- 2	0- 1	4- 2				
1- 0	0- 0	0- 0	NEUTRAL	0- 0	0- 0	1- 0				
6- 5	0- 1	0- 0	NON-CONFERENCE	0- 1	0- 1	6- 2				
3- 2	0- 1	0- 0	HOME	0- 0	0- 1	3- 0				
2- 3	0- 0	0- 0	AWAY	0- 1	0- 0	2- 2				
1- 0	0- 0	0- 0	NEUTRAL	0- 0	0- 0	1- 0				
5- 4	0- 0	0- 0	CONFERENCE	0- 1	0- 2	5- 1				
3- 2	0- 0	0- 0	HOME	0- 0	0- 1	3- 1				
2- 2	0- 0	0- 0	AWAY	0- 1	0- 1	2- 0				
0- 0	0- 0	0- 0	NEUTRAL	0- 0	0- 0	0- 0				

RPI 1-25				RPI 26-50				RPI 51-100				RPI 101+ Team's RPI: 232			
RPI	S	Opponent	Score	RPI	S	Opponent	Score	RPI	S	Opponent	Score	RPI	S	Opponent	Score
3	H	Louisville	57 85					61	A	IUPUI	61 89	101	H	Saint Louis	42 67
								66	A	Belmont	45 62	145	A	Green Bay	44 65
												150	H	Wright St.	55 63
												200	H	Cleveland St.	68 73
												208	H	Youngstown St.	75 56
												217	H	Central Ark.	72 56
												265	A	Lipscomb	69 71
												266	A	Milwaukee	61 49
												272	A	Indiana St.	70 68
												273	H	Oakland	69 60
												277	A	Eastern Ky.	62 69
												285	H	Wofford	80 72
												298	H	Omaha	57 40
												299	A	FIU	67 45
												310	N	Jacksonville St.	66 63
												314	H	Detroit Mercy	72 60
												337	A	UIC	88 46
LAST 10 Division I															
314	H	Detroit Mercy	72 60	200	H	Cleveland St.	68 73								
273	H	Oakland	69 60	208	H	Youngstown St.	75 56								
150	H	Wright St.	55 63	266	A	Milwaukee	61 49								
337	A	UIC	88 46	145	A	Green Bay	44 65								
61	A	IUPUI	61 89	285	H	Wofford	80 72								

Non-Div I Games:

Northern Ky.

■ Loss,
 ■ Non-Conf, S Site,
 ■ Home
 ■ Away
 N Neutral

Northwestern

Through Games Of Jan. 29, 2020

Average RPI Win:	118	WON-LOST	WINNING	LAST 10	STRENGTH OF	OPP. STRENGTH	TEAM	ADJ.	CONF.	ADJ CONF.
Average RPI Loss:	11	RECORD	PCT. RANK	GAMES	SCHEDULE	OF SCHEDULE	RPI	RPI	RPI	RPI
DIV. I ONLY	17- 3	18	8-2	28	4	15	15	2	2	
DIV. I NON-CONF.	10- 1	19	1-0	104	23	25	25	2	2	
TOTALS	RPI 1-25	RPI 26-50	W-L RECORDS	RPI 51-100	RPI 101-150	RPI 150+				
17- 3	2- 3	3- 0	OVERALL	5- 0	1- 0	6- 0				
9- 2	1- 2	1- 0	HOME	3- 0	0- 0	4- 0				
6- 1	1- 1	2- 0	AWAY	2- 0	1- 0	0- 0				
2- 0	0- 0	0- 0	NEUTRAL	0- 0	0- 0	2- 0				
10- 1	0- 1	2- 0	NON-CONFERENCE	3- 0	0- 0	5- 0				
6- 1	0- 1	0- 0	HOME	3- 0	0- 0	3- 0				
2- 0	0- 0	2- 0	AWAY	0- 0	0- 0	0- 0				
2- 0	0- 0	0- 0	NEUTRAL	0- 0	0- 0	2- 0				
7- 2	2- 2	1- 0	CONFERENCE	2- 0	1- 0	1- 0				
3- 1	1- 1	1- 0	HOME	0- 0	0- 0	1- 0				
4- 1	1- 1	0- 0	AWAY	2- 0	1- 0	0- 0				
0- 0	0- 0	0- 0	NEUTRAL	0- 0	0- 0	0- 0				

RPI	S	Opponent	Score	RPI	S	Opponent	Score	RPI	S	Opponent	Score	RPI	S	Opponent	Score
5	H	Iowa	51 77	27	H	Purdue	61 56	68	A	Minnesota	56 54	148	A	Illinois	77 50
9	A	Maryland	61 70	37	A	Duke	63 42	90	H	Boston College	66 63	158	H	Dartmouth	79 37
9	H	Maryland	81 58	38	A	Marquette	64 56	93	A	Michigan St.	76 48	165	H	Valparaiso	69 48
12	A	Indiana	71 69					95	H	Colgate	73 44	191	H	Penn St.	85 59
19	H	DePaul	68 70					99	H	UT Arlington	74 47	226	N	Xavier	79 59
												270	N	East Carolina	64 45
												282	H	Loyola Maryland	67 46
LAST 10 Division I															
9	A	Maryland	61 70	68	A	Minnesota	56 54	5	H	Iowa	51 77				
93	A	Michigan St.	76 48	9	H	Maryland	81 58	148	A	Illinois	77 50				
191	H	Penn St.	85 59	226	N	Xavier	79 59								
12	A	Indiana	71 69												
27	H	Purdue	61 56												

Non-Div I Games:

Northwestern

■ Loss,
 ■ Non-Conf, S Site,
 ■ Home
 ■ Away
 N Neutral

KORNWALLS DIV.				THROUGH GAMES OF SUN. 12/1/10						
Average RPI Win:	315	WON-LOST	WINNING	LAST 10	STRENGTH OF	OPP. STRENGTH	TEAM	ADJ.	CONF.	ADJ CONF.
Average RPI Loss:	184	RECORD	PCT. RANK	GAMES	SCHEDULE	OF SCHEDULE	RPI	RPI	RPI	RPI
DIV. I ONLY	3- 13	316	2-8	294	307	342	342	23	23	
DIV. I NON-CONF.	1- 5	313	0-1	224	258	323	323	20	20	

TOTALS	RPI 1-25	RPI 26-50		W-L RECORDS		RPI 51-100	RPI 101-150	RPI 150+		
3- 13	0- 0	0- 2		OVERALL		0- 0	0- 2	3- 9		
3- 6	0- 0	0- 0		HOME		0- 0	0- 1	3- 5		
0- 7	0- 0	0- 2		AWAY		0- 0	0- 1	0- 4		
0- 0	0- 0	0- 0		NEUTRAL		0- 0	0- 0	0- 0		
1- 5	0- 0	0- 2		NON-CONFERENCE		0- 0	0- 0	1- 3		
1- 1	0- 0	0- 0		HOME		0- 0	0- 0	1- 1		
0- 4	0- 0	0- 2		AWAY		0- 0	0- 0	0- 2		
0- 0	0- 0	0- 0		NEUTRAL		0- 0	0- 0	0- 0		
2- 8	0- 0	0- 0		CONFERENCE		0- 0	0- 2	2- 6		
2- 5	0- 0	0- 0		HOME		0- 0	0- 1	2- 4		
0- 3	0- 0	0- 0		AWAY		0- 0	0- 1	0- 2		
0- 0	0- 0	0- 0		NEUTRAL		0- 0	0- 0	0- 0		

RPI 1-25				RPI 26-50				RPI 51-100				RPI 101+				Team's RPI: 342	
RPI	S	Opponent	Score	RPI	S	Opponent	Score	RPI	S	Opponent	Score	RPI	S	Opponent	Score		
				30	A	Texas	49 91					111	A	SFA	40 89		
				46	A	Arkansas	39 99					125	H	A&M-Corpus Christi	59 72		
												154	A	Texas Tech	49 79		
												155	H	New Orleans	63 77		
												161	H	Jackson St.	49 66		
												162	H	Sam Houston St.	69 79		
												215	A	Lamar University	58 61		
												229	H	Southeastern La.	56 72		
												293	H	Nicholls St.	58 54		
												317	H	Houston Baptist	69 60		
												324	H	Incarnate Word	67 69		
												328	A	McNeese	51 61		
												336	H	Grambling	65 61		
												346	A	La.-Monroe	54 63		
LAST 10 Division I																	
				155	H	New Orleans	63 77	324	H	Incarnate Word	67 69						
				229	H	Southeastern La.	56 72	317	H	Houston Baptist	69 60						
				111	A	SFA	40 89	125	H	A&M-Corpus Christi	59 72						
				293	H	Nicholls St.	58 54	30	A	Texas	49 91						
				328	A	McNeese	51 61	215	A	Lamar University	58 61						

Non-Div I Games:	LeTourneau	91	61	LSU-Shreveport	63	68	Central Baptist	61	59
------------------	------------	----	----	----------------	----	----	-----------------	----	----

Northwestern St.

■ Loss, ■ Non-Conf, S Site, H Home A Away N Neutral

Average RPI Win:	150	WON-LOST	WINNING	LAST 10	STRENGTH OF	OPP. STRENGTH	TEAM	ADJ.	CONF.	ADJ CONF.
Average RPI Loss:	64	RECORD	PCT. RANK	GAMES	SCHEDULE	OF SCHEDULE	RPI	RPI	RPI	RPI
DIV. I ONLY	7- 13	255	2-8	32	8	134	134	5	5	
DIV. I NON-CONF.	5- 7	205	0-2	5	32	73	73	3	3	
TOTALS	RPI 1-25	RPI 26-50	W-L RECORDS	RPI 51-100	RPI 101-150	RPI 150+				
7- 13	0- 3	1- 3	OVERALL	2- 5	1- 1	3- 1				
3- 7	0- 2	0- 0	HOME	1- 4	0- 0	2- 1				
3- 4	0- 1	1- 2	AWAY	0- 0	1- 1	1- 0				
1- 2	0- 0	0- 1	NEUTRAL	1- 1	0- 0	0- 0				
5- 7	0- 2	1- 1	NON-CONFERENCE	1- 4	1- 0	2- 0				
2- 4	0- 1	0- 0	HOME	0- 3	0- 0	2- 0				
2- 1	0- 1	1- 0	AWAY	0- 0	1- 0	0- 0				
1- 2	0- 0	0- 1	NEUTRAL	1- 1	0- 0	0- 0				
2- 6	0- 1	0- 2	CONFERENCE	1- 1	0- 1	1- 1				
1- 3	0- 1	0- 0	HOME	1- 1	0- 0	0- 1				
1- 3	0- 0	0- 2	AWAY	0- 0	0- 1	1- 0				
0- 0	0- 0	0- 0	NEUTRAL	0- 0	0- 0	0- 0				

RPI S	Opponent	Score	RPI S	Opponent	Score	RPI S	Opponent	Score	RPI S	Opponent	Score	Team's RPI: 134
8	A UConn	57 81	34	N FGCU	60 69	51	H Tennessee	63 74	114	A Syracuse	63 74	
17	H NC State	56 90	35	A Virginia	60 90	60	H Miami (FL)	76 53	124	A Fordham	60 55	
19	H DePaul	94 105	37	A Duke	47 50	68	H Minnesota	67 75	171	H Clemson	55 71	
			45	A Michigan	76 72	74	N South Fla.	67 51	177	H Toledo	54 51	
						89	N South Dakota St.	59 65	282	H Loyola Maryland	84 60	
						90	H Boston College	65 75	287	A Pittsburgh	60 52	
						93	H Michigan St.	69 72				
LAST 10 Division I												
35	A Virginia	60 90	114	A Syracuse	63 74							
60	H Miami (FL)	76 53	287	A Pittsburgh	60 52							
37	A Duke	47 50	171	H Clemson	55 71							
17	H NC State	56 90	19	H DePaul	94 105							
90	H Boston College	65 75	8	A UConn	57 81							

Non-Div I Games:

Notre Dame

Average RPI Win:	280	WON-LOST	WINNING	LAST 10	STRENGTH OF	OPP. STRENGTH	TEAM	ADJ.	CONF.	ADJ CONF.
Average RPI Loss:	160	RECORD	PCT. RANK	GAMES	SCHEDULE	OF SCHEDULE	RPI	RPI	RPI	RPI
DIV. I ONLY	6- 12	260	3-7	268	240	273	273	21	21	
DIV. I NON-CONF.	3- 6	235	0-1	256	188	247	247	19	19	
TOTALS	RPI 1-25	RPI 26-50	W-L RECORDS	RPI 51-100	RPI 101-150	RPI 150+				
6- 12	0- 1	0- 1	OVERALL	0- 3	1- 1	5- 6				
2- 4	0- 1	0- 0	HOME	0- 1	1- 0	1- 2				
3- 8	0- 0	0- 1	AWAY	0- 2	0- 1	3- 4				
1- 0	0- 0	0- 0	NEUTRAL	0- 0	0- 0	1- 0				
3- 6	0- 1	0- 1	NON-CONFERENCE	0- 2	0- 0	3- 2				
0- 2	0- 1	0- 0	HOME	0- 1	0- 0	0- 0				
2- 4	0- 0	0- 1	AWAY	0- 1	0- 0	2- 2				
1- 0	0- 0	0- 0	NEUTRAL	0- 0	0- 0	1- 0				
3- 6	0- 0	0- 0	CONFERENCE	0- 1	1- 1	2- 4				
2- 2	0- 0	0- 0	HOME	0- 0	1- 0	1- 2				
1- 4	0- 0	0- 0	AWAY	0- 1	0- 1	1- 2				
0- 0	0- 0	0- 0	NEUTRAL	0- 0	0- 0	0- 0				

RPI 1-25				RPI 26-50				RPI 51-100				RPI 101+ Team's RPI: 273			
RPI	S	Opponent	Score	RPI	S	Opponent	Score	RPI	S	Opponent	Score	RPI	S	Opponent	Score
20	H	Central Mich.	47 65	45	A	Michigan	64 79	55	H	Bradley	58 74	145	H	Green Bay	93 88
								61	A	IUPUI	41 76	150	A	Wright St.	66 85
								93	A	Michigan St.	56 76	200	H	Cleveland St.	58 79
												208	H	Youngstown St.	74 79
												231	A	Niagara	63 77
												232	A	Northern Ky.	60 69
												266	H	Milwaukee	78 62
												286	A	St. Bonaventure	66 80
												299	A	FIU	58 49
												310	N	Jacksonville St.	61 55
												314	A	Detroit Mercy	71 57
												337	A	UIC	64 70
												348	A	Chicago St.	98 70
LAST 10 Division I															
150	A	Wright St.	66 85	145	H	Green Bay	93 88								
232	A	Northern Ky.	60 69	337	A	UIC	64 70								
200	H	Cleveland St.	58 79	61	A	IUPUI	41 76								
208	H	Youngstown St.	74 79	314	A	Detroit Mercy	71 57								
266	H	Milwaukee	78 62	20	H	Central Mich.	47 65								

Non-Div I Games: Lourdes 72 53 Concordia (MI) 76 42

Oakland

Loss, Non-Conf, S Site, H Home A Away N Neutral

Average RPI Win:	176	WON-LOST	WINNING	LAST 10	STRENGTH OF	OPP. STRENGTH	TEAM	ADJ.	CONF.	ADJ CONF.
Average RPI Loss:	69	RECORD	PCT. RANK	GAMES	SCHEDULE	OF SCHEDULE	RPI	RPI	RPI	RPI
DIV. I ONLY	13- 6	69	7-3	151	49	75	75	10	10	
DIV. I NON-CONF.	7- 4	100	1-1	195	21	91	91	10	10	
TOTALS	RPI 1-25	RPI 26-50	W-L RECORDS	RPI 51-100	RPI 101-150	RPI 150+				
13- 6	1- 2	0- 1	OVERALL	3- 1	0- 2	9- 0				
8- 1	0- 1	0- 0	HOME	2- 0	0- 0	6- 0				
4- 4	1- 1	0- 1	AWAY	1- 0	0- 2	2- 0				
1- 1	0- 0	0- 0	NEUTRAL	0- 1	0- 0	1- 0				
7- 4	1- 1	0- 1	NON-CONFERENCE	1- 1	0- 1	5- 0				
4- 0	0- 0	0- 0	HOME	1- 0	0- 0	3- 0				
2- 3	1- 1	0- 1	AWAY	0- 0	0- 1	1- 0				
1- 1	0- 0	0- 0	NEUTRAL	0- 1	0- 0	1- 0				
6- 2	0- 1	0- 0	CONFERENCE	2- 0	0- 1	4- 0				
4- 1	0- 1	0- 0	HOME	1- 0	0- 0	3- 0				
2- 1	0- 0	0- 0	AWAY	1- 0	0- 1	1- 0				
0- 0	0- 0	0- 0	NEUTRAL	0- 0	0- 0	0- 0				

RPI 1-25				RPI 26-50				RPI 51-100				RPI 101+			
RPI	S	Opponent	Score	RPI	S	Opponent	Score	RPI	S	Opponent	Score	RPI	S	Opponent	Score
20	H	Central Mich.	71 73	30	A	Texas	60 73	61	H	IUPUI	70 64	114	A	Syracuse	54 66
23	A	TCU	72 79					73	H	Ball St.	79 71	136	A	Western Mich.	72 73
25	A	Ohio St.	74 68					77	A	Buffalo	76 65	172	H	American	81 69
								92	N	Butler	55 60	194	H	Akron	70 57
												199	H	Bowling Green	79 69
												202	A	Northern Ill.	85 79
												202	H	Northern Ill.	87 67
												234	A	Chattanooga	70 58
												242	H	Marshall	67 51
												287	N	Pittsburgh	72 50
												324	H	Incarnate Word	78 41
LAST 10 Division I															
194	H	Akron	70 57	77	A	Buffalo	76 65	20	H	Central Mich.	71 73				
199	H	Bowling Green	79 69	202	H	Northern Ill.	87 67	234	A	Chattanooga	70 58				
202	A	Northern Ill.	85 79	30	A	Texas	60 73								
73	H	Ball St.	79 71												
136	A	Western Mich.	72 73												

Non-Div I Games:

Ohio

Average RPI Win:	131	WON-LOST	WINNING	LAST 10	STRENGTH OF	OPP. STRENGTH	TEAM	ADJ.	CONF.	ADJ CONF.
Average RPI Loss:	34	RECORD	PCT. RANK	GAMES	SCHEDULE	OF SCHEDULE	RPI	RPI	RPI	RPI
DIV. I ONLY	11- 8	132	5-5	3	45	25	25	2	2	
DIV. I NON-CONF.	7- 4	100	1-1	3	128	15	15	2	2	
TOTALS	RPI 1-25	RPI 26-50	W-L RECORDS	RPI 51-100	RPI 101-150	RPI 150+				
11- 8	1- 4	1- 1	OVERALL	2- 3	3- 0	4- 0				
5- 3	1- 1	1- 1	HOME	0- 1	1- 0	2- 0				
4- 4	0- 3	0- 0	AWAY	1- 1	2- 0	1- 0				
2- 1	0- 0	0- 0	NEUTRAL	1- 1	0- 0	1- 0				
7- 4	1- 2	0- 0	NON-CONFERENCE	1- 2	2- 0	3- 0				
2- 2	1- 1	0- 0	HOME	0- 1	0- 0	1- 0				
3- 1	0- 1	0- 0	AWAY	0- 0	2- 0	1- 0				
2- 1	0- 0	0- 0	NEUTRAL	1- 1	0- 0	1- 0				
4- 4	0- 2	1- 1	CONFERENCE	1- 1	1- 0	1- 0				
3- 1	0- 0	1- 1	HOME	0- 0	1- 0	1- 0				
1- 3	0- 2	0- 0	AWAY	1- 1	0- 0	0- 0				
0- 0	0- 0	0- 0	NEUTRAL	0- 0	0- 0	0- 0				

RPI	S	Opponent	Score	RPI	S	Opponent	Score	RPI	S	Opponent	Score	RPI	S	Opponent	Score
3	H	Louisville	67 60	27	H	Purdue	50 66	52	N	South Dakota	53 68	102	A	Kent St.	75 65
4	A	Stanford	52 71	45	H	Michigan	78 69	58	N	UNI	64 46	105	A	Cincinnati	78 73
5	A	Iowa	68 77					68	A	Minnesota	66 63	148	H	Illinois	77 47
8	H	UConn	62 73					75	H	Ohio	68 74	165	N	Valparaiso	89 38
9	A	Maryland	62 72					93	A	Michigan St.	65 68	191	H	Penn St.	80 70
												236	H	Radford	70 57
												320	A	Sacramento St.	104 74
LAST 10 Division I															
5	A	Iowa	68 77	9	A	Maryland	62 72								
148	H	Illinois	77 47	68	A	Minnesota	66 63								
93	A	Michigan St.	65 68	27	H	Purdue	50 66								
191	H	Penn St.	80 70	320	A	Sacramento St.	104 74								
45	H	Michigan	78 69	4	A	Stanford	52 71								

Non-Div I Games:

Ohio St.

■ Loss,
■ Non-Conf, S Site,
■ Home
■ Away
N Neutral

Average RPI Win:	97	WON-LOST	WINNING	LAST 10	STRENGTH OF	OPP. STRENGTH	TEAM	ADJ.	CONF.	ADJ CONF.
Average RPI Loss:	74	RECORD	PCT. RANK	GAMES	SCHEDULE	OF SCHEDULE	RPI	RPI	RPI	RPI
DIV. I ONLY	10- 10	175	4-6	2	60	47	47	3	3	
DIV. I NON-CONF.	7- 5	131	1-1	4	99	55	55	4	4	
TOTALS	RPI 1-25	RPI 26-50	W-L RECORDS	RPI 51-100	RPI 101-150	RPI 150+				
10- 10	1- 4	3- 2	OVERALL	2- 0	2- 1	2- 3				
8- 4	1- 3	1- 1	HOME	2- 0	2- 0	2- 0				
2- 5	0- 0	2- 1	AWAY	0- 0	0- 1	0- 3				
0- 1	0- 1	0- 0	NEUTRAL	0- 0	0- 0	0- 0				
7- 5	1- 2	1- 1	NON-CONFERENCE	1- 0	2- 0	2- 2				
7- 1	1- 1	1- 0	HOME	1- 0	2- 0	2- 0				
0- 3	0- 0	0- 1	AWAY	0- 0	0- 0	0- 2				
0- 1	0- 1	0- 0	NEUTRAL	0- 0	0- 0	0- 0				
3- 5	0- 2	2- 1	CONFERENCE	1- 0	0- 1	0- 1				
1- 3	0- 2	0- 1	HOME	1- 0	0- 0	0- 0				
2- 2	0- 0	2- 0	AWAY	0- 0	0- 1	0- 1				
0- 0	0- 0	0- 0	NEUTRAL	0- 0	0- 0	0- 0				

RPI S	Opponent	Score	RPI S	Opponent	Score	RPI S	Opponent	Score	RPI S	Opponent	Score
7	H Baylor	56 77	29	A Western Ky.	63 74	54	H Iowa St.	81 72	111	H SFA	75 62
8	N UConn	53 97	30	H Texas	53 70	79	H Abilene Christian	78 65	117	H UAB	82 75
14	H Missouri St.	90 96	32	H Drake	93 84				149	A Kansas St.	74 92
23	H TCU	63 82	40	A West Virginia	73 49				154	A Texas Tech	84 89
24	H LSU	90 68	48	A Oklahoma St.	77 75				160	A Houston	69 85
									162	H Sam Houston St.	95 71
									170	A Wichita St.	83 88
									305	H Prairie View	94 48
LAST 10 Division I											
30	H Texas	53 70	54	H Iowa St.	81 72						
149	A Kansas St.	74 92	48	A Oklahoma St.	77 75						
154	A Texas Tech	84 89	7	H Baylor	56 77						
23	H TCU	63 82	8	N UConn	53 97						
40	A West Virginia	73 49	32	H Drake	93 84						

Non-Div I Games:

Oklahoma

Average RPI Win: 158		WON-LOST	WINNING	LAST 10	STRENGTH OF	OPP. STRENGTH	TEAM	ADJ.	CONF.	ADJ CONF.
Average RPI Loss: 23		RECORD	PCT. RANK	GAMES	SCHEDULE	OF SCHEDULE	RPI	RPI	RPI	RPI
DIV. I ONLY		12- 8	114	5-5	12	32	48	48	3	3
DIV. I NON-CONF.		9- 3	63	2-0	31	89	29	29	4	4
TOTALS		RPI 1-25	RPI 26-50	W-L RECORDS	RPI 51-100	RPI 101-150	RPI 150+			
12- 8	0- 5		1- 2	OVERALL	3- 1	3- 0	5- 0			
8- 4	0- 1		0- 2	HOME	2- 1	2- 0	4- 0			
3- 2	0- 2		1- 0	AWAY	0- 0	1- 0	1- 0			
1- 2	0- 2		0- 0	NEUTRAL	1- 0	0- 0	0- 0			
9- 3	0- 3		0- 0	NON-CONFERENCE	3- 0	1- 0	5- 0			
7- 0	0- 0		0- 0	HOME	2- 0	1- 0	4- 0			
1- 1	0- 1		0- 0	AWAY	0- 0	0- 0	1- 0			
1- 2	0- 2		0- 0	NEUTRAL	1- 0	0- 0	0- 0			
3- 5	0- 2		1- 2	CONFERENCE	0- 1	2- 0	0- 0			
1- 4	0- 1		0- 2	HOME	0- 1	1- 0	0- 0			
2- 1	0- 1		1- 0	AWAY	0- 0	1- 0	0- 0			
0- 0	0- 0		0- 0	NEUTRAL	0- 0	0- 0	0- 0			

RPI 1-25					RPI 26-50					Team's RPI: 48					RPI 51-100					RPI 101+				
RPI	S	Opponent	Score		RPI	S	Opponent	Score		RPI	S	Opponent	Score		RPI	S	Opponent	Score						
2	N	Oregon	72	89	30	H	Texas	56	61	54	H	Iowa St.	63	64	103	H	Kansas	67	49					
3	N	Louisville	48	69	40	A	West Virginia	57	55	97	H	Idaho	62	47	109	H	Duquesne	84	41					
7	A	Baylor	48	94	47	H	Oklahoma	75	77	99	N	UT Arlington	60	47	149	A	Kansas St.	70	63					
18	A	Texas A&M	62	74						100	H	Rice	69	38	215	H	Lamar University	74	53					
23	H	TCU	68	72											224	A	Tulsa	78	48					
LAST 10 Division I																								
23	H	TCU	68	72	7	A	Baylor	48	94	47	H	Oklahoma	75	77	103	H	Kansas	67	49					
30	H	Texas	56	61	40	A	West Virginia	57	55	109	H	Duquesne	84	41	149	A	Kansas St.	70	63					
40	A	West Virginia	57	55	54	H	Iowa St.	63	64	215	H	Lamar University	74	53	224	A	Tulsa	78	48					
54	H	Iowa St.	63	64	23	H	TCU	68	72	224	A	Tulsa	78	48	247	H	Southern U.	72	59					
149	A	Kansas St.	70	63	47	H	Oklahoma	75	77	253	H	Oral Roberts	78	44	257	H	Idaho St.	70	52					

Non-Div I Games:

Oklahoma St.

Loss, Non-Conf, S Site, H Home A Away N Neutral

Old Dominion

Through Games Of Jan. 29, 2020

Average RPI Win:	177	WON-LOST	WINNING	LAST 10	STRENGTH OF	OPP. STRENGTH	TEAM	ADJ.	CONF.	ADJ CONF.
Average RPI Loss:	86	RECORD	PCT. RANK	GAMES	SCHEDULE	OF SCHEDULE	RPI	RPI	RPI	RPI
DIV. I ONLY	16- 3	22	9-1	143	120	31	31	13	13	
DIV. I NON-CONF.	10- 2	30	3-0	177	187	49	49	13	13	
TOTALS	RPI 1-25	RPI 26-50	W-L RECORDS	RPI 51-100	RPI 101-150	RPI 150+				
16- 3	0- 0	2- 1	OVERALL	2- 0	3- 2	9- 0				
9- 0	0- 0	1- 0	HOME	1- 0	2- 0	5- 0				
6- 3	0- 0	1- 1	AWAY	0- 0	1- 2	4- 0				
1- 0	0- 0	0- 0	NEUTRAL	1- 0	0- 0	0- 0				
10- 2	0- 0	0- 1	NON-CONFERENCE	1- 0	3- 1	6- 0				
6- 0	0- 0	0- 0	HOME	0- 0	2- 0	4- 0				
3- 2	0- 0	0- 1	AWAY	0- 0	1- 1	2- 0				
1- 0	0- 0	0- 0	NEUTRAL	1- 0	0- 0	0- 0				
6- 1	0- 0	2- 0	CONFERENCE	1- 0	0- 1	3- 0				
3- 0	0- 0	1- 0	HOME	1- 0	0- 0	1- 0				
3- 1	0- 0	1- 0	AWAY	0- 0	0- 1	2- 0				
0- 0	0- 0	0- 0	NEUTRAL	0- 0	0- 0	0- 0				

RPI S	Opponent	Score	RPI S	Opponent	Score	Team's RPI: 31	RPI S	Opponent	Score	RPI S	Opponent	Score
			29	H Western Ky.	76 65		72	H Charlotte	54 51	106	A VCU	49 62
			35	A Virginia	53 56		97	N Idaho	67 55	117	A UAB	65 76
			50	A Middle Tenn.	67 56					119	H Richmond	73 51
										129	H Campbell	59 44
										138	A Auburn	89 77
										156	A William & Mary	69 58
										168	A Fla. Atlantic	75 63
										179	H Hampton	75 38
										241	H Mt. St. Mary's	85 34
										242	H Marshall	57 46
										259	H Winthrop	68 44
										299	A FIU	66 39
										326	H UMES	48 39
										334	A Cal Poly	61 55
LAST 10 Division I												
			168	A Fla. Atlantic	75 63		117	A UAB	65 76			
			299	A FIU	66 39		50	A Middle Tenn.	67 56			
			242	H Marshall	57 46		241	H Mt. St. Mary's	85 34			
			29	H Western Ky.	76 65		179	H Hampton	75 38			
			72	H Charlotte	54 51		119	H Richmond	73 51			

Non-Div I Games:

Old Dominion

Loss, Non-Conf, S Site, H Home A Away N Neutral

Average RPI Win:	293	WON-LOST	WINNING	LAST 10	STRENGTH OF	OPP. STRENGTH	TEAM	ADJ.	CONF.	ADJ CONF.
Average RPI Loss:	118	RECORD	PCT. RANK	GAMES	SCHEDULE	OF SCHEDULE	RPI	RPI	RPI	RPI
DIV. I ONLY	7- 13	255	2-8	175	210	276	276	4	4	
DIV. I NON-CONF.	7- 6	161	2-1	290	348	291	291	5	5	
TOTALS	RPI 1-25	RPI 26-50	W-L RECORDS	RPI 51-100	RPI 101-150	RPI 150+				
7- 13	0- 3	0- 0	OVERALL	0- 2	0- 3	7- 5				
6- 6	0- 0	0- 0	HOME	0- 2	0- 2	6- 2				
0- 6	0- 3	0- 0	AWAY	0- 0	0- 1	0- 2				
1- 1	0- 0	0- 0	NEUTRAL	0- 0	0- 0	1- 1				
7- 6	0- 0	0- 0	NON-CONFERENCE	0- 0	0- 1	7- 5				
6- 3	0- 0	0- 0	HOME	0- 0	0- 1	6- 2				
0- 2	0- 0	0- 0	AWAY	0- 0	0- 0	0- 2				
1- 1	0- 0	0- 0	NEUTRAL	0- 0	0- 0	1- 1				
0- 7	0- 3	0- 0	CONFERENCE	0- 2	0- 2	0- 0				
0- 3	0- 0	0- 0	HOME	0- 2	0- 1	0- 0				
0- 4	0- 3	0- 0	AWAY	0- 0	0- 1	0- 0				
0- 0	0- 0	0- 0	NEUTRAL	0- 0	0- 0	0- 0				








































































































RPI 1-25				RPI 26-50				RPI 51-100				RPI 101+ Team's RPI: 276			
RPI	S	Opponent	Score	RPI	S	Opponent	Score	RPI	S	Opponent	Score	RPI	S	Opponent	Score
11	A	Mississippi St.	39 80					51	H	Tennessee	28 84	132	H	Louisiana	42 53
18	A	Texas A&M	35 79					69	H	Georgia	51 58	138	A	Auburn	43 59
24	A	LSU	44 52									147	H	Missouri	57 71
												152	H	Southeast Mo. St.	53 70
												154	A	Texas Tech	48 84
												155	H	New Orleans	64 69
												162	H	Sam Houston St.	75 69
												198	A	Southern Miss.	53 59
												255	H	Louisiana Tech	76 53
												287	N	Pittsburgh	50 58
												290	H	Ga. Southern	69 66
												319	N	Alcorn	73 55
												327	H	Alabama St.	93 66
												346	H	La.-Monroe	66 42
												351	H	Mississippi Val.	72 53
LAST 10 Division I															
11	A	Mississippi St.	39 80	18	A	Texas A&M	35 79								
138	A	Auburn	43 59	69	H	Georgia	51 58								
147	H	Missouri	57 71	327	H	Alabama St.	93 66								
24	A	LSU	44 52	132	H	Louisiana	42 53								
51	H	Tennessee	28 84	290	H	Ga. Southern	69 66								

Non-Div I Games:

Ole Miss



■ Loss,
 ■ Non-Conf,
 ■ S Site,
 ■ H Home
 ■ A Away
 N Neutral

Average RPI Win: 274	WON-LOST	WINNING	LAST 10	STRENGTH OF	OPP. STRENGTH	TEAM	ADJ.	CONF.	ADJ CONF.
Average RPI Loss: 155	RECORD	PCT. RANK	GAMES	SCHEDULE	OF SCHEDULE	RPI	RPI	RPI	RPI
DIV. I ONLY	4- 15	307	1-9	121	318	298	298	18	18
DIV. I NON-CONF.	3- 8	268	0-2	149	334	287	287	18	18
TOTALS	RPI 1-25	RPI 26-50	W-L RECORDS	RPI 51-100	RPI 101-150	RPI 150+			
4- 15	0- 0	0- 1	OVERALL	0- 4	0- 3	4- 7			
3- 7	0- 0	0- 1	HOME	0- 3	0- 0	3- 3			
0- 7	0- 0	0- 0	AWAY	0- 1	0- 2	0- 4			
1- 1	0- 0	0- 0	NEUTRAL	0- 0	0- 1	1- 0			
3- 8	0- 0	0- 1	NON-CONFERENCE	0- 1	0- 3	3- 3			
2- 3	0- 0	0- 1	HOME	0- 1	0- 0	2- 1			
0- 4	0- 0	0- 0	AWAY	0- 0	0- 2	0- 2			
1- 1	0- 0	0- 0	NEUTRAL	0- 0	0- 1	1- 0			
1- 7	0- 0	0- 0	CONFERENCE	0- 3	0- 0	1- 4			
1- 4	0- 0	0- 0	HOME	0- 2	0- 0	1- 2			
0- 3	0- 0	0- 0	AWAY	0- 1	0- 0	0- 2			
0- 0	0- 0	0- 0	NEUTRAL	0- 0	0- 0	0- 0			

RPI S	Opponent	Score	RPI S	Opponent	Score	RPI S	Opponent	Score	RPI S	Opponent	Score	Team's RPI: 298
			39   Creighton	54   67		52   South Dakota	44   77		103   Kansas	48   63		
						52   South Dakota	39   71		106 N VCU	66   74		
						58   UNI	45   81		149   Kansas St.	48   73		
						89   South Dakota St.	51   68		193   North Dakota	57   63		
									200   Cleveland St.	66   79		
									207   Western Ill.	69   83		
									227   UMKC	57 53		
									232   Northern Ky.	40   57		
									244   Eastern Ill.	52   65		
									253   Oral Roberts	60 54		
									263   Morgan St.	70 64		
									291   Denver	60   66		
									307   Purdue Fort Wayne	57   58		
									351 N  Mississippi Val.	78 70		
LAST 10 Division I												
52   South Dakota	39   71	193   North Dakota	57   63									
307   Purdue Fort Wayne	57   58	253   Oral Roberts	60 54									
207   Western Ill.	69   83	89   South Dakota St.	51   68									
291   Denver	60   66	200   Cleveland St.	66   79									
52   South Dakota	44   77	58   UNI	45   81									

Non-Div I Games: Peru St. 92 58 Graceland (IA) 85 46

Omaha

 Loss,  Non-Conf, S Site,  Home  Away N Neutral

Oral Roberts

Through Games Of Jan. 29, 2020

Average RPI Win:	236	WON-LOST	WINNING	LAST 10	STRENGTH OF	OPP. STRENGTH	TEAM	ADJ.	CONF.	ADJ CONF.
Average RPI Loss:	150	RECORD	PCT. RANK	GAMES	SCHEDULE	OF SCHEDULE	RPI	RPI	RPI	RPI
DIV. I ONLY	6- 12	260	3-7	209	158	253	253	18	18	
DIV. I NON-CONF.	3- 8	268	0-3	180	144	274	274	18	18	
TOTALS	RPI 1-25	RPI 26-50	W-L RECORDS	RPI 51-100	RPI 101-150	RPI 150+				
6- 12	0- 0	0- 3	OVERALL	0- 3	0- 1	6- 5				
5- 1	0- 0	0- 0	HOME	0- 0	0- 0	5- 1				
1- 11	0- 0	0- 3	AWAY	0- 3	0- 1	1- 4				
0- 0	0- 0	0- 0	NEUTRAL	0- 0	0- 0	0- 0				
3- 8	0- 0	0- 3	NON-CONFERENCE	0- 1	0- 1	3- 3				
3- 1	0- 0	0- 0	HOME	0- 0	0- 0	3- 1				
0- 7	0- 0	0- 3	AWAY	0- 1	0- 1	0- 2				
0- 0	0- 0	0- 0	NEUTRAL	0- 0	0- 0	0- 0				
3- 4	0- 0	0- 0	CONFERENCE	0- 2	0- 0	3- 2				
2- 0	0- 0	0- 0	HOME	0- 0	0- 0	2- 0				
1- 4	0- 0	0- 0	AWAY	0- 2	0- 0	1- 2				
0- 0	0- 0	0- 0	NEUTRAL	0- 0	0- 0	0- 0				

RPI S	Opponent	Score	RPI S	Opponent	Score	RPI S	Opponent	Score	RPI S	Opponent	Score	Team's RPI: 253
46	A Arkansas	64 96	52	A South Dakota	56 79	149	A Kansas St.	69 109				
48	A Oklahoma St.	44 78	89	A South Dakota St.	44 58	162	H Sam Houston St.	64 41				
49	A Nebraska	67 77	98	A Utah	58 78	170	H Wichita St.	79 66				
						193	H North Dakota	75 52				
						207	A Western Ill.	61 75				
						218	A Southern Utah	58 72				
						224	A Tulsa	65 67				
						289	H North Dakota St.	70 62				
						292	H Texas St.	63 57				
						298	A Omaha	54 60				
						307	A Purdue Fort Wayne	79 73				
						317	H Houston Baptist	73 74				
LAST 10 Division I												
52	A South Dakota	56 79	298	A Omaha	54 60							
207	A Western Ill.	61 75	89	A South Dakota St.	44 58							
307	A Purdue Fort Wayne	79 73	48	A Oklahoma St.	44 78							
193	H North Dakota	75 52	49	A Nebraska	67 77							
289	H North Dakota St.	70 62	98	A Utah	58 78							

Non-Div I Games: Rogers St. 80 40 Cent. Christian (KS114 60

Oral Roberts

Loss, Non-Conf, S Site, H Home A Away N Neutral

Oregon

Through Games Of Jan. 29, 2020

Average RPI Win:	112	WON-LOST	WINNING	LAST 10	STRENGTH OF	OPP. STRENGTH	TEAM	ADJ.	CONF.	ADJ CONF.
Average RPI Loss:	16	RECORD	PCT. RANK	GAMES	SCHEDULE	OF SCHEDULE	RPI	RPI	RPI	RPI
DIV. I ONLY	17- 2	13	9-1	9	17	2	2	1	1	
DIV. I NON-CONF.	10- 1	19	2-0	79	58	14	14	1	1	
TOTALS	RPI 1-25	RPI 26-50	W-L RECORDS	RPI 51-100	RPI 101-150	RPI 150+				
17- 2	3- 1	3- 1	OVERALL	3- 0	5- 0	3- 0				
11- 0	2- 0	1- 0	HOME	2- 0	4- 0	2- 0				
4- 1	1- 0	1- 1	AWAY	0- 0	1- 0	1- 0				
2- 1	0- 1	1- 0	NEUTRAL	1- 0	0- 0	0- 0				
10- 1	0- 1	1- 0	NON-CONFERENCE	2- 0	4- 0	3- 0				
6- 0	0- 0	0- 0	HOME	1- 0	3- 0	2- 0				
2- 0	0- 0	0- 0	AWAY	0- 0	1- 0	1- 0				
2- 1	0- 1	1- 0	NEUTRAL	1- 0	0- 0	0- 0				
7- 1	3- 0	2- 1	CONFERENCE	1- 0	1- 0	0- 0				
5- 0	2- 0	1- 0	HOME	1- 0	1- 0	0- 0				
2- 1	1- 0	1- 1	AWAY	0- 0	0- 0	0- 0				
0- 0	0- 0	0- 0	NEUTRAL	0- 0	0- 0	0- 0				

RPI S	Opponent	Score	RPI S	Opponent	Score	RPI S	Opponent	Score	RPI S	Opponent	Score
3 N	Louisville	62 72	28 A	Arizona St.	66 72	89 H	South Dakota St.	95 56	110 H	Texas Southern	99 63
4 H	Stanford	87 55	33 A	Arizona	71 64	98 H	Utah	88 51	114 A	Syracuse	81 64
13 A	Oregon St.	66 57	41 H	Colorado	104 46	99 N	UT Arlington	91 54	127 H	California	105 55
13 H	Oregon St.	76 64	48 N	Oklahoma St.	89 72				137 H	Northeastern	89 47
									149 H	Kansas St.	89 51
									262 A	Long Beach St.	81 45
									278 H	UC Riverside	84 41
									288 H	Utah St.	109 52
LAST 10 Division I											
13 A	Oregon St.	66 57	28 A	Arizona St.	66 72						
13 H	Oregon St.	76 64	98 H	Utah	88 51						
127 H	California	105 55	41 H	Colorado	104 46						
4 H	Stanford	87 55	149 H	Kansas St.	89 51						
33 A	Arizona	71 64	278 H	UC Riverside	84 41						

Non-Div I Games:

Oregon

Loss, Non-Conf, S Site, H Home A Away N Neutral

Average RPI Win: 127		WON-LOST	WINNING	LAST 10	STRENGTH OF	OPP. STRENGTH	TEAM	ADJ.	CONF.	ADJ CONF.
Average RPI Loss: 9		RECORD	PCT. RANK	GAMES	SCHEDULE	OF SCHEDULE	RPI	RPI	RPI	RPI
DIV. I ONLY		16- 4	31	6-4	8	29	13	13	1	1
DIV. I NON-CONF.		12- 0	1	2-0	63	84	5	5	1	1
TOTALS		RPI 1-25	RPI 26-50		W-L RECORDS		RPI 51-100	RPI 101-150	RPI 150+	
16- 4		2- 3	2- 1		OVERALL		3- 0	3- 0	6- 0	
11- 2		2- 2	1- 0		HOME		1- 0	2- 0	5- 0	
2- 2		0- 1	1- 1		AWAY		1- 0	0- 0	0- 0	
3- 0		0- 0	0- 0		NEUTRAL		1- 0	1- 0	1- 0	
12- 0		2- 0	0- 0		NON-CONFERENCE		2- 0	2- 0	6- 0	
8- 0		2- 0	0- 0		HOME		0- 0	1- 0	5- 0	
1- 0		0- 0	0- 0		AWAY		1- 0	0- 0	0- 0	
3- 0		0- 0	0- 0		NEUTRAL		1- 0	1- 0	1- 0	
4- 4		0- 3	2- 1		CONFERENCE		1- 0	1- 0	0- 0	
3- 2		0- 2	1- 0		HOME		1- 0	1- 0	0- 0	
1- 2		0- 1	1- 1		AWAY		0- 0	0- 0	0- 0	
0- 0		0- 0	0- 0		NEUTRAL		0- 0	0- 0	0- 0	

RPI	S	Opponent	Score	RPI	S	Opponent	Score	RPI	S	Opponent	Score	RPI	S	Opponent	Score
2	A	Oregon	64 76	28	A	Arizona St.	47 55	60	A	Miami (FL)	75 53	107	H	Pacific	69 57
2	H	Oregon	57 66	33	A	Arizona	63 61	82	N	BYU	65 34	112	N	Liberty	68 55
4	H	Stanford	58 61	41	H	Colorado	72 60	98	H	Utah	77 48	127	H	California	81 44
14	H	Missouri St.	80 69									157	H	CSU Bakersfield	69 50
19	H	DePaul	98 77									184	H	Hawaii	64 32
												195	N	Northern Ariz.	91 57
												218	H	Southern Utah	95 45
												288	H	Utah St.	75 46
												300	H	UC Irvine	86 57
LAST 10 Division I															
2	H	Oregon	57 66	33	A	Arizona	63 61								
2	A	Oregon	64 76	41	H	Colorado	72 60								
4	H	Stanford	58 61	98	H	Utah	77 48								
127	H	California	81 44	157	H	CSU Bakersfield	69 50								
28	A	Arizona St.	47 55	82	N	BYU	65 34								

Non-Div I Games:

Oregon St.

 Loss,
 Non-Conf, S Site,
 Home
 Away
N Neutral

Average RPI Win:	224	WON-LOST	WINNING	LAST 10	STRENGTH OF	OPP. STRENGTH	TEAM	ADJ.	CONF.	ADJ CONF.
Average RPI Loss:	95	RECORD	PCT. RANK	GAMES	SCHEDULE	OF SCHEDULE	RPI	RPI	RPI	RPI
DIV. I ONLY	12- 8	114	5-5	155	108	107	107	11	11	
DIV. I NON-CONF.	7- 4	100	0-1	187	115	99	99	11	11	
TOTALS	RPI 1-25	RPI 26-50	W-L RECORDS	RPI 51-100	RPI 101-150	RPI 150+				
12- 8	0- 3	0- 0	OVERALL	1- 1	1- 1	10- 3				
6- 2	0- 0	0- 0	HOME	0- 1	0- 1	6- 0				
5- 5	0- 3	0- 0	AWAY	1- 0	1- 0	3- 2				
1- 1	0- 0	0- 0	NEUTRAL	0- 0	0- 0	1- 1				
7- 4	0- 2	0- 0	NON-CONFERENCE	1- 0	0- 0	6- 2				
4- 0	0- 0	0- 0	HOME	0- 0	0- 0	4- 0				
2- 3	0- 2	0- 0	AWAY	1- 0	0- 0	1- 1				
1- 1	0- 0	0- 0	NEUTRAL	0- 0	0- 0	1- 1				
5- 4	0- 1	0- 0	CONFERENCE	0- 1	1- 1	4- 1				
2- 2	0- 0	0- 0	HOME	0- 1	0- 1	2- 0				
3- 2	0- 1	0- 0	AWAY	0- 0	1- 0	2- 1				
0- 0	0- 0	0- 0	NEUTRAL	0- 0	0- 0	0- 0				

RPI 1-25				RPI 26-50				RPI 51-100				RPI 101+ Team's RPI: 107			
RPI	S	Opponent	Score	RPI	S	Opponent	Score	RPI	S	Opponent	Score	RPI	S	Opponent	Score
6	A	UCLA	57 68					70	A	Drexel	58 51	126	A	Portland	77 73
10	A	Gonzaga	67 68					82	H	BYU	66 76	146	H	San Diego	64 66
13	A	Oregon St.	57 69									157	A	CSU Bakersfield	70 80
												166	A	Santa Clara	65 75
												176	A	Saint Mary's (CA)	68 66
												177	N	Toledo	65 66
												205	H	SMU	77 49
												227	H	UMKC	89 60
												233	A	San Francisco	84 61
												248	H	Pepperdine	64 63
												251	H	LMU (CA)	76 67
												267	A	UC Santa Barbara	63 53
												272	H	Indiana St.	83 66
												301	H	Weber St.	76 53
												311	N	St. Francis Brooklyn	71 62
LAST 10 Division I															
176	A	Saint Mary's (CA)	68 66	248	H	Pepperdine	64 63								
146	H	San Diego	64 66	251	H	LMU (CA)	76 67								
82	H	BYU	66 76	233	A	San Francisco	84 61								
10	A	Gonzaga	67 68	166	A	Santa Clara	65 75								
126	A	Portland	77 73	177	N	Toledo	65 66								

Non-Div I Games:

Pacific

■ Loss,
 ■ Non-Conf,
 ■ S Site,
 ■ H Home
 ■ A Away
 N Neutral

Average RPI Win:	234	WON-LOST	WINNING	LAST 10	STRENGTH OF	OPP. STRENGTH	TEAM	ADJ.	CONF.	ADJ CONF.
Average RPI Loss:	50	RECORD	PCT. RANK	GAMES	SCHEDULE	OF SCHEDULE	RPI	RPI	RPI	RPI
DIV. I ONLY	9- 4	68	6-4	284	69	116	116	8	8	
DIV. I NON-CONF.	9- 3	63	6-3	321	50	113	113	8	8	
TOTALS	RPI 1-25	RPI 26-50	W-L RECORDS	RPI 51-100	RPI 101-150	RPI 150+				
9- 4	0- 1	0- 1	OVERALL	1- 2	0- 0	8- 0				
5- 1	0- 1	0- 0	HOME	1- 0	0- 0	4- 0				
4- 3	0- 0	0- 1	AWAY	0- 2	0- 0	4- 0				
0- 0	0- 0	0- 0	NEUTRAL	0- 0	0- 0	0- 0				
9- 3	0- 0	0- 1	NON-CONFERENCE	1- 2	0- 0	8- 0				
5- 0	0- 0	0- 0	HOME	1- 0	0- 0	4- 0				
4- 3	0- 0	0- 1	AWAY	0- 2	0- 0	4- 0				
0- 0	0- 0	0- 0	NEUTRAL	0- 0	0- 0	0- 0				
0- 1	0- 1	0- 0	CONFERENCE	0- 0	0- 0	0- 0				
0- 1	0- 1	0- 0	HOME	0- 0	0- 0	0- 0				
0- 0	0- 0	0- 0	AWAY	0- 0	0- 0	0- 0				
0- 0	0- 0	0- 0	NEUTRAL	0- 0	0- 0	0- 0				

RPI 1-25				RPI 26-50				RPI 51-100				RPI 101+				Team's RPI: 116	
RPI	S	Opponent	Score	RPI	S	Opponent	Score	RPI	S	Opponent	Score	RPI	S	Opponent	Score		
22	H	Princeton	55 75	37	A	Duke	50 66	53	A	Temple	72 76	184	A	Hawaii	70 55		
								70	H	Drexel	53 49	196	A	La Salle	65 49		
								88	A	Villanova	58 70	201	A	Saint Joseph's	55 45		
												219	H	Iona	74 42		
												258	H	Stetson	81 41		
												304	H	Siena	92 44		
												330	A	NJIT	85 51		
												345	H	Hartford	74 46		
LAST 10 Division I																	
				53	A	Temple	72 76	258	H	Stetson	81 41						
				88	A	Villanova	58 70	196	A	La Salle	65 49						
				22	H	Princeton	55 75	345	H	Hartford	74 46						
				184	A	Hawaii	70 55	37	A	Duke	50 66						
				70	H	Drexel	53 49	201	A	Saint Joseph's	55 45						

Non-Div I Games: Chaminade 90 39

Penn

Average RPI Win:	206	WON-LOST	WINNING	LAST 10	STRENGTH OF	OPP. STRENGTH	TEAM	ADJ.	CONF.	ADJ CONF.
Average RPI Loss:	87	RECORD	PCT. RANK	GAMES	SCHEDULE	OF SCHEDULE	RPI	RPI	RPI	RPI
DIV. I ONLY	7- 13	255	2-8	70	68	191	191	2	2	
DIV. I NON-CONF.	6- 5	151	1-0	209	256	211	211	2	2	
TOTALS	RPI 1-25	RPI 26-50	W-L RECORDS	RPI 51-100	RPI 101-150	RPI 150+				
7- 13	0- 4	0- 3	OVERALL	1- 2	1- 1	5- 3				
5- 6	0- 1	0- 1	HOME	1- 2	1- 0	3- 2				
1- 6	0- 3	0- 2	AWAY	0- 0	0- 1	1- 0				
1- 1	0- 0	0- 0	NEUTRAL	0- 0	0- 0	1- 1				
6- 5	0- 1	0- 0	NON-CONFERENCE	0- 1	1- 0	5- 3				
4- 3	0- 0	0- 0	HOME	0- 1	1- 0	3- 2				
1- 1	0- 1	0- 0	AWAY	0- 0	0- 0	1- 0				
1- 1	0- 0	0- 0	NEUTRAL	0- 0	0- 0	1- 1				
1- 8	0- 3	0- 3	CONFERENCE	1- 1	0- 1	0- 0				
1- 3	0- 1	0- 1	HOME	1- 1	0- 0	0- 0				
0- 5	0- 2	0- 2	AWAY	0- 0	0- 1	0- 0				
0- 0	0- 0	0- 0	NEUTRAL	0- 0	0- 0	0- 0				

RPI 1-25				RPI 26-50				RPI 51-100				RPI 101+ Team's RPI: 191			
RPI	S	Opponent	Score	RPI	S	Opponent	Score	RPI	S	Opponent	Score	RPI	S	Opponent	Score
12	H	Indiana	60 76	27	A	Purdue	68 81	68	H	Minnesota	74 81	120	A	Wisconsin	65 71
15	A	Northwestern	59 85	36	H	Rutgers	57 62	84	H	Rider	70 78	124	H	Fordham	72 59
22	A	Princeton	55 72	45	A	Michigan	48 82	93	H	Michigan St.	86 73	171	H	Clemson	68 55
25	A	Ohio St.	70 80									174	A	Towson	73 67
												196	H	La Salle	67 69
												216	H	George Mason	68 78
												262	N	Long Beach St.	56 64
												268	H	Sacred Heart	88 65
												287	H	Pittsburgh	78 73
												325	N	N.C. Central	92 68
LAST 10 Division I															
27	A	Purdue	68 81	93	H	Michigan St.	86 73								
12	H	Indiana	60 76	120	A	Wisconsin	65 71								
15	A	Northwestern	59 85	45	A	Michigan	48 82								
36	H	Rutgers	57 62	68	H	Minnesota	74 81								
25	A	Ohio St.	70 80	268	H	Sacred Heart	88 65								

Non-Div I Games:

Penn St.

■ Loss,
■ Non-Conf,
■ S Site,
■ H Home
■ A Away
N Neutral

Pepperdine

Through Games Of Jan. 29, 2020

Average RPI Win:	239	WON-LOST	WINNING	LAST 10	STRENGTH OF	OPP. STRENGTH	TEAM	ADJ.	CONF.	ADJ CONF.
Average RPI Loss:	132	RECORD	PCT. RANK	GAMES	SCHEDULE	OF SCHEDULE	RPI	RPI	RPI	RPI
DIV. I ONLY	7- 10	229	3-7	248	112	248	248	11	11	
DIV. I NON-CONF.	4- 4	164	0-1	334	168	263	263	11	11	
TOTALS	RPI 1-25	RPI 26-50	W-L RECORDS	RPI 51-100	RPI 101-150	RPI 150+				
7- 10	0- 1	0- 0	OVERALL	0- 2	1- 3	6- 4				
5- 4	0- 0	0- 0	HOME	0- 1	1- 0	4- 3				
2- 6	0- 1	0- 0	AWAY	0- 1	0- 3	2- 1				
0- 0	0- 0	0- 0	NEUTRAL	0- 0	0- 0	0- 0				
4- 4	0- 0	0- 0	NON-CONFERENCE	0- 1	0- 1	4- 2				
2- 2	0- 0	0- 0	HOME	0- 0	0- 0	2- 2				
2- 2	0- 0	0- 0	AWAY	0- 1	0- 1	2- 0				
0- 0	0- 0	0- 0	NEUTRAL	0- 0	0- 0	0- 0				
3- 6	0- 1	0- 0	CONFERENCE	0- 1	1- 2	2- 2				
3- 2	0- 0	0- 0	HOME	0- 1	1- 0	2- 1				
0- 4	0- 1	0- 0	AWAY	0- 0	0- 2	0- 1				
0- 0	0- 0	0- 0	NEUTRAL	0- 0	0- 0	0- 0				

RPI 1-25				RPI 26-50				RPI 51-100				RPI 101+ Team's RPI: 248			
RPI	S	Opponent	Score	RPI	S	Opponent	Score	RPI	S	Opponent	Score	RPI	S	Opponent	Score
10	A	Gonzaga	36 70					82	H	BYU	47 65	107	A	Pacific	63 64
								86	A	Washington St.	48 85	113	A	Boise St.	74 76
												126	A	Portland	67 69
												146	H	San Diego	73 57
												166	H	Santa Clara	79 71
												176	A	Saint Mary's (CA)	78 85
												184	H	Hawaii	51 52
												185	H	UC Davis	70 67
												188	H	UNLV	44 69
												233	H	San Francisco	82 70
												251	H	LMU (CA)	77 84
												296	A	Eastern Wash.	53 52
												312	A	New Mexico St.	72 69
												334	H	Cal Poly	63 53
LAST 10 Division I															
126	A	Portland	67 69	107	A	Pacific	63 64								
10	A	Gonzaga	36 70	176	A	Saint Mary's (CA)	78 85								
251	H	LMU (CA)	77 84	82	H	BYU	47 65								
233	H	San Francisco	82 70	146	H	San Diego	73 57								
166	H	Santa Clara	79 71	113	A	Boise St.	74 76								

Non-Div I Games: Concordia (CA) 76 57 Cal St. L.A. 79 56

Pepperdine

Loss, Non-Conf, S Site, H Home A Away N Neutral

Average RPI Win:	317	WON-LOST	WINNING	LAST 10	STRENGTH OF	OPP. STRENGTH	TEAM	ADJ.	CONF.	ADJ CONF.
Average RPI Loss:	103	RECORD	PCT. RANK	GAMES	SCHEDULE	OF SCHEDULE	RPI	RPI	RPI	RPI
DIV. I ONLY	3- 16	327	0-10	109	107	287	287	5	5	
DIV. I NON-CONF.	3- 8	268	0-2	239	253	308	308	3	3	
TOTALS	RPI 1-25	RPI 26-50	W-L RECORDS	RPI 51-100	RPI 101-150	RPI 150+				
3- 16	0- 2	0- 1	OVERALL	0- 5	0- 4	3- 4				
2- 8	0- 1	0- 0	HOME	0- 2	0- 3	2- 2				
0- 7	0- 1	0- 1	AWAY	0- 2	0- 1	0- 2				
1- 1	0- 0	0- 0	NEUTRAL	0- 1	0- 0	1- 0				
3- 8	0- 0	0- 0	NON-CONFERENCE	0- 3	0- 2	3- 3				
2- 4	0- 0	0- 0	HOME	0- 1	0- 1	2- 2				
0- 3	0- 0	0- 0	AWAY	0- 1	0- 1	0- 1				
1- 1	0- 0	0- 0	NEUTRAL	0- 1	0- 0	1- 0				
0- 8	0- 2	0- 1	CONFERENCE	0- 2	0- 2	0- 1				
0- 4	0- 1	0- 0	HOME	0- 1	0- 2	0- 0				
0- 4	0- 1	0- 1	AWAY	0- 1	0- 0	0- 1				
0- 0	0- 0	0- 0	NEUTRAL	0- 0	0- 0	0- 0				

RPI 1-25				RPI 26-50				RPI 51-100				RPI 101+ Team's RPI: 287			
RPI	S	Opponent	Score	RPI	S	Opponent	Score	RPI	S	Opponent	Score	RPI	S	Opponent	Score
3	A	Louisville	49 83	26	A	Virginia Tech	56 68	57	A	North Carolina	62 70	105	A	Cincinnati	53 69
17	H	NC State	44 88					59	A	UCF	58 74	109	H	Duquesne	62 81
								75	N	Ohio	50 72	114	H	Syracuse	51 69
								83	H	Stony Brook	56 59	134	H	Notre Dame	52 60
								90	H	Boston College	70 79	171	A	Clemson	67 75
												191	A	Penn St.	73 78
												192	H	Miami (OH)	71 80
												220	H	Georgetown	56 66
												276	N	Ole Miss	58 50
												332	H	Fairleigh Dickinson	69 60
												344	H	Central Conn. St.	81 73
LAST 10 Division I															
3	A	Louisville	49 83	90	H	Boston College	70 79								
17	H	NC State	44 88	134	H	Notre Dame	52 60								
114	H	Syracuse	51 69	57	A	North Carolina	62 70								
171	A	Clemson	67 75	105	A	Cincinnati	53 69								
26	A	Virginia Tech	56 68	192	H	Miami (OH)	71 80								

Non-Div I Games:

Pittsburgh

■ Loss,
 ■ Non-Conf,
 ■ S Site,
 ■ H Home
 ■ A Away
 N Neutral

Average RPI Win: 217	WON-LOST	WINNING	LAST 10	STRENGTH OF	OPP. STRENGTH	TEAM	ADJ.	CONF.	ADJ CONF.
Average RPI Loss: 126	RECORD	PCT. RANK	GAMES	SCHEDULE	OF SCHEDULE	RPI	RPI	RPI	RPI
DIV. I ONLY	11- 7	107	6-4	159	172	126	126	11	11
DIV. I NON-CONF.	5- 4	140	0-1	203	317	186	186	11	11
TOTALS	RPI 1-25	RPI 26-50	W-L RECORDS	RPI 51-100	RPI 101-150	RPI 150+			
11- 7	0- 1	0- 0	OVERALL	2- 1	0- 3	9- 2			
5- 4	0- 0	0- 0	HOME	1- 1	0- 2	4- 1			
6- 3	0- 1	0- 0	AWAY	1- 0	0- 1	5- 1			
0- 0	0- 0	0- 0	NEUTRAL	0- 0	0- 0	0- 0			
5- 4	0- 0	0- 0	NON-CONFERENCE	1- 1	0- 1	4- 2			
2- 3	0- 0	0- 0	HOME	1- 1	0- 1	1- 1			
3- 1	0- 0	0- 0	AWAY	0- 0	0- 0	3- 1			
0- 0	0- 0	0- 0	NEUTRAL	0- 0	0- 0	0- 0			
6- 3	0- 1	0- 0	CONFERENCE	1- 0	0- 2	5- 0			
3- 1	0- 0	0- 0	HOME	0- 0	0- 1	3- 0			
3- 2	0- 1	0- 0	AWAY	1- 0	0- 1	2- 0			
0- 0	0- 0	0- 0	NEUTRAL	0- 0	0- 0	0- 0			

RPI 1-25				RPI 26-50				RPI 51-100				RPI 101+ Team's RPI: 126			
RPI	S	Opponent	Score	RPI	S	Opponent	Score	RPI	S	Opponent	Score	RPI	S	Opponent	Score
10	A	Gonzaga	57 62					79	H	Abilene Christian	69 76	104	H	Loyola Chicago	64 78
								81	H	Fresno St.	75 64	107	H	Pacific	73 77
								82	A	BYU	57 48	146	A	San Diego	55 74
												166	A	Santa Clara	80 77
												176	H	Saint Mary's (CA)	78 65
												187	H	Portland St.	71 77
												233	A	San Francisco	73 66
												248	H	Pepperdine	69 67
												249	A	CSUN	64 73
												251	H	LMU (CA)	74 49
												254	H	Grand Canyon	73 41
												288	A	Utah St.	70 64
												301	A	Weber St.	78 59
												308	A	Air Force	72 56
LAST 10 Division I															
248	H	Pepperdine	69 67	107	H	Pacific	73 77								
251	H	LMU (CA)	74 49	82	A	BYU	57 48								
166	A	Santa Clara	80 77	146	A	San Diego	55 74								
233	A	San Francisco	73 66	10	A	Gonzaga	57 62								
176	H	Saint Mary's (CA)	78 65	187	H	Portland St.	71 77								

Non-Div I Games: Warner Pacific 78 36 Willamette 82 42

Portland

■ Loss,
 ■ Non-Conf, S Site,
 ■ Home
 ■ Away
 N Neutral

Average RPI Win:	226	WON-LOST	WINNING	LAST 10	STRENGTH OF	OPP. STRENGTH	TEAM	ADJ.	CONF.	ADJ CONF.
Average RPI Loss:	195	RECORD	PCT. RANK	GAMES	SCHEDULE	OF SCHEDULE	RPI	RPI	RPI	RPI
DIV. I ONLY	11- 8	132	6-4	261	266	187	187	20	20	
DIV. I NON-CONF.	5- 4	140	0	200	296	148	148	17	17	
TOTALS	RPI 1-25	RPI 26-50	W-L RECORDS	RPI 51-100	RPI 101-150	RPI 150+				
11- 8	0- 0	0- 0	OVERALL	1- 1	1- 2	9- 5				
6- 3	0- 0	0- 0	HOME	1- 1	0- 1	5- 1				
5- 4	0- 0	0- 0	AWAY	0- 0	1- 1	4- 3				
0- 1	0- 0	0- 0	NEUTRAL	0- 0	0- 0	0- 1				
5- 4	0- 0	0- 0	NON-CONFERENCE	0- 1	1- 1	4- 2				
2- 1	0- 0	0- 0	HOME	0- 1	0- 0	2- 0				
3- 2	0- 0	0- 0	AWAY	0- 0	1- 1	2- 1				
0- 1	0- 0	0- 0	NEUTRAL	0- 0	0- 0	0- 1				
6- 4	0- 0	0- 0	CONFERENCE	1- 0	0- 1	5- 3				
4- 2	0- 0	0- 0	HOME	1- 0	0- 1	3- 1				
2- 2	0- 0	0- 0	AWAY	0- 0	0- 0	2- 2				
0- 0	0- 0	0- 0	NEUTRAL	0- 0	0- 0	0- 0				

RPI S	Opponent	Score	RPI S	Opponent	Score	RPI S	Opponent	Score	RPI S	Opponent	Score
						51	H Tennessee	61 88	113	A Boise St.	57 82
						97	H Idaho	74 53	118	H Montana St.	62 73
									126	A Portland	77 71
									185	A UC Davis	76 70
									195	H Northern Ariz.	66 54
									197	H Montana	78 65
									210	A Northern Colo.	58 77
									218	A Southern Utah	58 71
									227	A UMKC	69 87
									254	H Grand Canyon	69 46
									257	A Idaho St.	69 64
									281	H Nevada	80 75
									296	H Eastern Wash.	75 58
									300	A UC Irvine	70 61
									300 N	UC Irvine	75 83
									301	A Weber St.	76 57
									320	H Sacramento St.	70 73
LAST 10 Division I											
			195	H Northern Ariz.	66 54				118	H Montana St.	62 73
			320	H Sacramento St.	70 73				296	H Eastern Wash.	75 58
			301	A Weber St.	76 57				97	H Idaho	74 53
			257	A Idaho St.	69 64				218	A Southern Utah	58 71
			197	H Montana	78 65				210	A Northern Colo.	58 77

Non-Div I Games: Multnomah 104 48

Portland St.

Prairie View

Through Games Of Jan. 29, 2020

Average RPI Win:	335	WON-LOST	WINNING	LAST 10	STRENGTH OF	OPP. STRENGTH	TEAM	ADJ.	CONF.	ADJ CONF.
Average RPI Loss:	135	RECORD	PCT. RANK	GAMES	SCHEDULE	OF SCHEDULE	RPI	RPI	RPI	RPI
DIV. I ONLY	3- 13	316	3-7	227	214	305	305	31	31	
DIV. I NON-CONF.	0- 9	338	0-3	27	49	271	271	30	30	
TOTALS	RPI 1-25	RPI 26-50	W-L RECORDS	RPI 51-100	RPI 101-150	RPI 150+				
3- 13	0- 1	0- 2	OVERALL	0- 1	0- 4	3- 5				
2- 3	0- 0	0- 0	HOME	0- 0	0- 1	2- 2				
1- 8	0- 1	0- 2	AWAY	0- 1	0- 2	1- 2				
0- 2	0- 0	0- 0	NEUTRAL	0- 0	0- 1	0- 1				
0- 9	0- 1	0- 2	NON-CONFERENCE	0- 1	0- 3	0- 2				
0- 1	0- 0	0- 0	HOME	0- 0	0- 1	0- 0				
0- 6	0- 1	0- 2	AWAY	0- 1	0- 1	0- 1				
0- 2	0- 0	0- 0	NEUTRAL	0- 0	0- 1	0- 1				
3- 4	0- 0	0- 0	CONFERENCE	0- 0	0- 1	3- 3				
2- 2	0- 0	0- 0	HOME	0- 0	0- 0	2- 2				
1- 2	0- 0	0- 0	AWAY	0- 0	0- 1	1- 1				
0- 0	0- 0	0- 0	NEUTRAL	0- 0	0- 0	0- 0				

RPI 1-25				RPI 26-50				RPI 51-100				RPI 101+ Team's RPI: 305			
RPI	S	Opponent	Score	RPI	S	Opponent	Score	RPI	S	Opponent	Score	RPI	S	Opponent	Score
18	A	Texas A&M	38 80	33	A	Arizona	48 83	100	A	Rice	55 77	110	A	Texas Southern	65 88
				47	A	Oklahoma	48 94					120	A	Wisconsin	42 68
												125	N	A&M-Corpus Christi	52 64
												131	H	Florida	44 51
												154	A	Texas Tech	48 82
												161	A	Jackson St.	49 53
												192	N	Miami (OH)	52 65
												247	H	Southern U.	48 68
												318	H	Ark.-Pine Bluff	61 51
												319	H	Alcorn	63 68
												336	A	Grambling	67 54
												351	H	Mississippi Val.	81 47
LAST 10 Division I															
351	H	Mississippi Val.	81 47	247	H	Southern U.	48 68								
318	H	Ark.-Pine Bluff	61 51	319	H	Alcorn	63 68								
161	A	Jackson St.	49 53	120	A	Wisconsin	42 68								
336	A	Grambling	67 54	154	A	Texas Tech	48 82								
110	A	Texas Southern	65 88	100	A	Rice	55 77								

Non-Div I Games: Huston-Tillotson 79 60 Wiley 75 42 Tex. A&M-Kingsville85 55

Prairie View

Loss, Non-Conf, S Site, H Home A Away N Neutral

Presbyterian

Through Games Of Jan. 29, 2020

Average RPI Win:	301	WON-LOST	WINNING	LAST 10	STRENGTH OF	OPP. STRENGTH	TEAM	ADJ.	CONF.	ADJ CONF.
Average RPI Loss:	197	RECORD	PCT. RANK	GAMES	SCHEDULE	OF SCHEDULE	RPI	RPI	RPI	RPI
DIV. I ONLY	5- 12	279	3-7	280	334	297	297	26	26	
DIV. I NON-CONF.	2- 5	259	0	275	254	290	290	27	27	
TOTALS	RPI 1-25	RPI 26-50	W-L RECORDS	RPI 51-100	RPI 101-150	RPI 150+				
5- 12	0- 0	0- 1	OVERALL	0- 0	0- 3	5- 8				
2- 4	0- 0	0- 0	HOME	0- 0	0- 1	2- 3				
3- 8	0- 0	0- 1	AWAY	0- 0	0- 2	3- 5				
0- 0	0- 0	0- 0	NEUTRAL	0- 0	0- 0	0- 0				
2- 5	0- 0	0- 1	NON-CONFERENCE	0- 0	0- 2	2- 2				
1- 1	0- 0	0- 0	HOME	0- 0	0- 0	1- 1				
1- 4	0- 0	0- 1	AWAY	0- 0	0- 2	1- 1				
0- 0	0- 0	0- 0	NEUTRAL	0- 0	0- 0	0- 0				
3- 7	0- 0	0- 0	CONFERENCE	0- 0	0- 1	3- 6				
1- 3	0- 0	0- 0	HOME	0- 0	0- 1	1- 2				
2- 4	0- 0	0- 0	AWAY	0- 0	0- 0	2- 4				
0- 0	0- 0	0- 0	NEUTRAL	0- 0	0- 0	0- 0				

RPI 1-25			RPI 26-50			RPI 51-100			RPI 101+			Team's RPI: 297
RPI	S	Opponent	Score	RPI	S	Opponent	Score	RPI	S	Opponent	Score	
				40	A	West Virginia	40 56					
								129	H	Campbell	47 53	
								131	A	Florida	46 60	
								148	A	Illinois	52 71	
								179	H	Hampton	42 71	
								212	A	High Point	55 60	
								225	A	UNC Asheville	39 54	
								228	A	Gardner-Webb	56 53	
								236	A	Radford	42 54	
								245	H	Col. of Charleston	58 54	
								250	H	UNCW	60 70	
								259	A	Winthrop	54 61	
								271	H	Longwood	60 71	
								285	A	Wofford	60 67	
								340	H	USC Upstate	55 42	
								341	A	Charleston So.	67 46	
								349	A	South Carolina St.	70 49	
LAST 10 Division I												
				341	A	Charleston So.	67 46					
				340	H	USC Upstate	55 42					
				212	A	High Point	55 60					
				129	H	Campbell	47 53					
				228	A	Gardner-Webb	56 53					
				259	A	Winthrop	54 61					
				179	H	Hampton	42 71					
				271	H	Longwood	60 71					
				236	A	Radford	42 54					
				225	A	UNC Asheville	39 54					

Non-Div I Games: William Peace 72 35 Brevard 74 45

Presbyterian

Loss, Non-Conf, S Site, H Home A Away N Neutral

Average RPI Win:	166	WON-LOST	WINNING	LAST 10	STRENGTH OF	OPP. STRENGTH	TEAM	ADJ.	CONF.	ADJ CONF.
Average RPI Loss:	5	RECORD	PCT. RANK	GAMES	SCHEDULE	OF SCHEDULE	RPI	RPI	RPI	RPI
DIV. I ONLY	13- 1	9	9-1	97	106	22	22	8	8	
DIV. I NON-CONF.	12- 1	9	8-1	146	68	19	19	8	8	
TOTALS	RPI 1-25	RPI 26-50	W-L RECORDS	RPI 51-100	RPI 101-150	RPI 150+				
13- 1	0- 1	1- 0	OVERALL	3- 0	4- 0	5- 0				
7- 0	0- 0	1- 0	HOME	1- 0	0- 0	5- 0				
6- 1	0- 1	0- 0	AWAY	2- 0	4- 0	0- 0				
0- 0	0- 0	0- 0	NEUTRAL	0- 0	0- 0	0- 0				
12- 1	0- 1	1- 0	NON-CONFERENCE	3- 0	3- 0	5- 0				
7- 0	0- 0	1- 0	HOME	1- 0	0- 0	5- 0				
5- 1	0- 1	0- 0	AWAY	2- 0	3- 0	0- 0				
0- 0	0- 0	0- 0	NEUTRAL	0- 0	0- 0	0- 0				
1- 0	0- 0	0- 0	CONFERENCE	0- 0	1- 0	0- 0				
0- 0	0- 0	0- 0	HOME	0- 0	0- 0	0- 0				
1- 0	0- 0	0- 0	AWAY	0- 0	1- 0	0- 0				
0- 0	0- 0	0- 0	NEUTRAL	0- 0	0- 0	0- 0				

RPI 1-25				RPI 26-50				RPI 51-100				RPI 101+			
RPI	S	Opponent	Score	RPI	S	Opponent	Score	RPI	S	Opponent	Score	RPI	S	Opponent	Score
5	A	Iowa	75 77	34	H	FGCU	67 53	67	A	Marist	62 50	101	A	Saint Louis	66 50
								76	A	Seton Hall	78 76	116	A	Penn	75 55
								84	H	Rider	80 47	140	A	George Washington	75 50
												147	A	Missouri	68 33
												191	H	Penn St.	72 55
												264	H	New Hampshire	77 37
												283	H	Monmouth	52 40
												311	H	St. Francis Brooklyn	76 44
												345	H	Hartford	73 42
LAST 10 Division I															
116	A	Penn	75 55	345	H	Hartford	73 42								
264	H	New Hampshire	77 37	67	A	Marist	62 50								
101	A	Saint Louis	66 50	311	H	St. Francis Brooklyn	76 44								
147	A	Missouri	68 33	283	H	Monmouth	52 40								
191	H	Penn St.	72 55	5	A	Iowa	75 77								

Non-Div I Games:

Princeton

Providence

Through Games Of Jan. 29, 2020

Average RPI Win:	214	WON-LOST	WINNING	LAST 10	STRENGTH OF	OPP. STRENGTH	TEAM	ADJ.	CONF.	ADJ CONF.
Average RPI Loss:	84	RECORD	PCT. RANK	GAMES	SCHEDULE	OF SCHEDULE	RPI	RPI	RPI	RPI
DIV. I ONLY	10- 11	191	2-8	148	84	139	139	6	6	
DIV. I NON-CONF.	9- 3	63	1-0	226	201	70	70	6	6	
TOTALS	RPI 1-25	RPI 26-50	W-L RECORDS	RPI 51-100	RPI 101-150	RPI 150+				
10- 11	0- 1	0- 4	OVERALL	2- 4	1- 0	7- 2				
3- 3	0- 1	0- 1	HOME	1- 1	0- 0	2- 0				
5- 7	0- 0	0- 3	AWAY	1- 2	1- 0	3- 2				
2- 1	0- 0	0- 0	NEUTRAL	0- 1	0- 0	2- 0				
9- 3	0- 0	0- 1	NON-CONFERENCE	2- 1	1- 0	6- 1				
2- 0	0- 0	0- 0	HOME	1- 0	0- 0	1- 0				
5- 2	0- 0	0- 1	AWAY	1- 0	1- 0	3- 1				
2- 1	0- 0	0- 0	NEUTRAL	0- 1	0- 0	2- 0				
1- 8	0- 1	0- 3	CONFERENCE	0- 3	0- 0	1- 1				
1- 3	0- 1	0- 1	HOME	0- 1	0- 0	1- 0				
0- 5	0- 0	0- 2	AWAY	0- 2	0- 0	0- 1				
0- 0	0- 0	0- 0	NEUTRAL	0- 0	0- 0	0- 0				

RPI S Opponent	Score	RPI S Opponent	Score	RPI S Opponent	Score	RPI S Opponent	Score	Team's RPI: 139
19 H DePaul	67 80	38 H Marquette	50 60	73 N Ball St.	51 52	142 A Massachusetts	72 63	
		39 A Creighton	63 72	76 A Seton Hall	55 97	182 N Rhode Island	58 51	
		42 A St. John's (NY)	58 64	88 A Villanova	49 51	189 A New Mexico	68 86	
		43 A Yale	79 82	90 H Boston College	76 60	209 H UMass Lowell	63 38	
				92 H Butler	47 50	220 A Georgetown	53 62	
				98 A Utah	67 60	226 H Xavier	60 48	
						251 N LMU (CA)	48 45	
						283 A Monmouth	68 52	
						313 A Bryant	76 32	
						345 A Hartford	75 57	
LAST 10 Division I								
226 H Xavier	60 48	38 H Marquette	50 60					
92 H Butler	47 50	19 H DePaul	67 80					
76 A Seton Hall	55 97	220 A Georgetown	53 62					
42 A St. John's (NY)	58 64	88 A Villanova	49 51					
39 A Creighton	63 72	251 N LMU (CA)	48 45					

Non-Div I Games:

Providence

Loss, Non-Conf, S Site, H Home A Away N Neutral

Average RPI Win:	131	WON-LOST	WINNING	LAST 10	STRENGTH OF	OPP. STRENGTH	TEAM	ADJ.	CONF.	ADJ CONF.
Average RPI Loss:	24	RECORD	PCT. RANK	GAMES	SCHEDULE	OF SCHEDULE	RPI	RPI	RPI	RPI
DIV. I ONLY	14- 7	77	6-4	17	5	27	27	2	2	
DIV. I NON-CONF.	9- 3	63	1-0	40	10	20	20	2	2	
TOTALS	RPI 1-25	RPI 26-50	W-L RECORDS	RPI 51-100	RPI 101-150	RPI 150+				
14- 7	1- 4	4- 2	OVERALL	0- 1	3- 0	6- 0				
9- 2	0- 0	1- 1	HOME	0- 1	3- 0	5- 0				
3- 4	1- 3	1- 1	AWAY	0- 0	0- 0	1- 0				
2- 1	0- 1	2- 0	NEUTRAL	0- 0	0- 0	0- 0				
9- 3	0- 2	3- 1	NON-CONFERENCE	0- 0	1- 0	5- 0				
6- 0	0- 0	1- 0	HOME	0- 0	1- 0	4- 0				
1- 2	0- 1	0- 1	AWAY	0- 0	0- 0	1- 0				
2- 1	0- 1	2- 0	NEUTRAL	0- 0	0- 0	0- 0				
5- 4	1- 2	1- 1	CONFERENCE	0- 1	2- 0	1- 0				
3- 2	0- 0	0- 1	HOME	0- 1	2- 0	1- 0				
2- 2	1- 2	1- 0	AWAY	0- 0	0- 0	0- 0				
0- 0	0- 0	0- 0	NEUTRAL	0- 0	0- 0	0- 0				

RPI 1-25				RPI 26-50				RPI 51-100				RPI 101+			
RPI	S	Opponent	Score	RPI	S	Opponent	Score	RPI	S	Opponent	Score	RPI	S	Opponent	Score
1	A	South Carolina	49 85	26	A	Virginia Tech	54 67	68	H	Minnesota	59 72	102	H	Kent St.	77 64
10	N	Gonzaga	50 63	28	N	Arizona St.	59 52					120	H	Wisconsin	72 61
12	A	Indiana	48 66	29	H	Western Ky.	67 50					148	H	Illinois	81 67
15	A	Northwestern	56 61	32	N	Drake	67 47					191	H	Penn St.	81 68
25	A	Ohio St.	66 50	36	H	Rutgers	53 59					199	H	Bowling Green	81 74
				49	A	Nebraska	76 68					202	H	Northern Ill.	68 63
LAST 10 Division I															
				191	H	Penn St.	81 68	12	A	Indiana	48 66				
				49	A	Nebraska	76 68	36	H	Rutgers	53 59				
				68	H	Minnesota	59 72	120	H	Wisconsin	72 61				
				148	H	Illinois	81 67	25	A	Ohio St.	66 50				
				15	A	Northwestern	56 61	199	H	Bowling Green	81 74				

Non-Div I Games:

Purdue

■ Loss,
■ Non-Conf,
■ S Site,
■ H Home
■ A Away
N Neutral

Average RPI Win:	317	WON-LOST	WINNING	LAST 10	STRENGTH OF	OPP. STRENGTH	TEAM	ADJ.	CONF.	ADJ CONF.
Average RPI Loss:	158	RECORD	PCT. RANK	GAMES	SCHEDULE	OF SCHEDULE	RPI	RPI	RPI	RPI
DIV. I ONLY	3- 15	323	2-8	199	251	307	307	18	18	
DIV. I NON-CONF.	2- 9	304	1-2	286	273	335	335	18	18	
TOTALS	RPI 1-25	RPI 26-50	W-L RECORDS	RPI 51-100	RPI 101-150	RPI 150+				
3- 15	0- 0	0- 0	OVERALL	0- 5	0- 1	3- 9				
2- 5	0- 0	0- 0	HOME	0- 3	0- 0	2- 2				
1- 7	0- 0	0- 0	AWAY	0- 2	0- 0	1- 5				
0- 3	0- 0	0- 0	NEUTRAL	0- 0	0- 1	0- 2				
2- 9	0- 0	0- 0	NON-CONFERENCE	0- 2	0- 1	2- 6				
2- 2	0- 0	0- 0	HOME	0- 1	0- 0	2- 1				
0- 4	0- 0	0- 0	AWAY	0- 1	0- 0	0- 3				
0- 3	0- 0	0- 0	NEUTRAL	0- 0	0- 1	0- 2				
1- 6	0- 0	0- 0	CONFERENCE	0- 3	0- 0	1- 3				
0- 3	0- 0	0- 0	HOME	0- 2	0- 0	0- 1				
1- 3	0- 0	0- 0	AWAY	0- 1	0- 0	1- 2				
0- 0	0- 0	0- 0	NEUTRAL	0- 0	0- 0	0- 0				

RPI 1-25				RPI 26-50				RPI 51-100				RPI 101+				Team's RPI: 307	
RPI	S	Opponent	Score	RPI	S	Opponent	Score	RPI	S	Opponent	Score	RPI	S	Opponent	Score		
								52	A	South Dakota	25	79	102	N	Kent St.	67	75
								52	H	South Dakota	41	62	152	H	Southeast Mo. St.	48	58
								73	H	Ball St.	52	83	154	N	Texas Tech	48	82
								89	H	South Dakota St.	69	100	159	A	Eastern Mich.	40	64
								92	A	Butler	58	85	193	A	North Dakota	85	91
													194	A	Akron	53	64
													207	A	Western Ill.	68	79
													253	H	Oral Roberts	73	79
													283	N	Monmouth	46	60
													298	A	Omaha	58	57
													315	H	Evansville	67	64
													321	A	SIUE	53	57
													337	H	UIC	61	50
LAST 10 Division I																	
298	A	Omaha	58	57	193	A	North Dakota	85	91								
52	A	South Dakota	25	79	52	H	South Dakota	41	62								
253	H	Oral Roberts	73	79	92	A	Butler	58	85								
89	H	South Dakota St.	69	100	315	H	Evansville	67	64								
207	A	Western Ill.	68	79	159	A	Eastern Mich.	40	64								

Non-Div I Games: Heidelberg 82 55 Purdue Northwest 73 50

Purdue Fort Wayne

Loss, Non-Conf, S Site, H Home A Away N Neutral

Quinnipiac

Through Games Of Jan. 29, 2020

Average RPI Win:	247	WON-LOST	WINNING	LAST 10	STRENGTH OF	OPP. STRENGTH	TEAM	ADJ.	CONF.	ADJ CONF.
Average RPI Loss:	93	RECORD	PCT. RANK	GAMES	SCHEDULE	OF SCHEDULE	RPI	RPI	RPI	RPI
DIV. I ONLY	8- 9	199	7-3	136	163	183	183	24	24	
DIV. I NON-CONF.	3- 6	235	2-0	62	67	174	174	25	25	
TOTALS	RPI 1-25	RPI 26-50	W-L RECORDS	RPI 51-100	RPI 101-150	RPI 150+				
8- 9	0- 1	0- 1	OVERALL	1- 4	0- 2	7- 1				
6- 4	0- 0	0- 0	HOME	1- 1	0- 2	5- 1				
2- 5	0- 1	0- 1	AWAY	0- 3	0- 0	2- 0				
0- 0	0- 0	0- 0	NEUTRAL	0- 0	0- 0	0- 0				
3- 6	0- 1	0- 1	NON-CONFERENCE	1- 2	0- 2	2- 0				
2- 3	0- 0	0- 0	HOME	1- 1	0- 2	1- 0				
1- 3	0- 1	0- 1	AWAY	0- 1	0- 0	1- 0				
0- 0	0- 0	0- 0	NEUTRAL	0- 0	0- 0	0- 0				
5- 3	0- 0	0- 0	CONFERENCE	0- 2	0- 0	5- 1				
4- 1	0- 0	0- 0	HOME	0- 0	0- 0	4- 1				
1- 2	0- 0	0- 0	AWAY	0- 2	0- 0	1- 0				
0- 0	0- 0	0- 0	NEUTRAL	0- 0	0- 0	0- 0				

RPI S	Opponent	Score	RPI S	Opponent	Score	RPI S	Opponent	Score	RPI S	Opponent	Score	Team's RPI: 183
9	A Maryland	52 107	43	A Yale	59 63	59	A UCF	58 80	140	H George Washington	67 78	
						64	H Bucknell	76 69	144	H Harvard	68 77	
						67	A Marist	60 73	182	H Rhode Island	75 63	
						70	H Drexel	62 66	219	H Iona	71 75	
						84	A Rider	59 75	222	H Manhattan	70 58	
									235	H Fairfield	76 62	
									283	H Monmouth	60 53	
									304	A Siena	66 52	
									339	H Canisius	74 71	
									345	A Hartford	87 50	
LAST 10 Division I												
235	H Fairfield	76 62	84	A Rider	59 75							
67	A Marist	60 73	304	A Siena	66 52							
339	H Canisius	74 71	219	H Iona	71 75							
283	H Monmouth	60 53	345	A Hartford	87 50							
222	H Manhattan	70 58	182	H Rhode Island	75 63							

Non-Div I Games:

Quinnipiac

Loss, Non-Conf, S Site, H Home A Away N Neutral

Average RPI Win:	291	WON-LOST	WINNING	LAST 10	STRENGTH OF	OPP. STRENGTH	TEAM	ADJ.	CONF.	ADJ CONF.
Average RPI Loss:	147	RECORD	PCT. RANK	GAMES	SCHEDULE	OF SCHEDULE	RPI	RPI	RPI	RPI
DIV. I ONLY	8- 11	219	6-4	274	233	236	236	26	26	
DIV. I NON-CONF.	2- 7	288	0	261	45	270	270	27	27	
TOTALS	RPI 1-25	RPI 26-50	W-L RECORDS	RPI 51-100	RPI 101-150	RPI 150+				
8- 11	0- 1	0- 1	OVERALL	0- 2	0- 1	8- 6				
3- 4	0- 0	0- 0	HOME	0- 0	0- 1	3- 3				
5- 7	0- 1	0- 1	AWAY	0- 2	0- 0	5- 3				
0- 0	0- 0	0- 0	NEUTRAL	0- 0	0- 0	0- 0				
2- 7	0- 1	0- 1	NON-CONFERENCE	0- 2	0- 0	2- 3				
0- 2	0- 0	0- 0	HOME	0- 0	0- 0	0- 2				
2- 5	0- 1	0- 1	AWAY	0- 2	0- 0	2- 1				
0- 0	0- 0	0- 0	NEUTRAL	0- 0	0- 0	0- 0				
6- 4	0- 0	0- 0	CONFERENCE	0- 0	0- 1	6- 3				
3- 2	0- 0	0- 0	HOME	0- 0	0- 1	3- 1				
3- 2	0- 0	0- 0	AWAY	0- 0	0- 0	3- 2				
0- 0	0- 0	0- 0	NEUTRAL	0- 0	0- 0	0- 0				

RPI 1-25				RPI 26-50				RPI 51-100				RPI 101+ Team's RPI: 236			
RPI	S	Opponent	Score	RPI	S	Opponent	Score	RPI	S	Opponent	Score	RPI	S	Opponent	Score
25	A	Ohio St.	57 70	40	A	West Virginia	37 74	62	A	Alabama	51 85	129	H	Campbell	32 43
								85	A	Vanderbilt	46 80	172	H	American	55 59
												179	A	Hampton	48 51
												212	A	High Point	58 68
												225	H	UNC Asheville	50 63
												228	A	Gardner-Webb	84 73
												240	A	ETSU	67 43
												241	H	Mt. St. Mary's	58 75
												243	A	Morehead St.	62 73
												259	H	Winthrop	54 53
												271	A	Longwood	62 61
												297	H	Presbyterian	54 42
												340	A	USC Upstate	57 41
												341	H	Charleston So.	72 35
												349	A	South Carolina St.	60 45
LAST 10 Division I															
129	H	Campbell	32 43	225	H	UNC Asheville	50 63								
228	A	Gardner-Webb	84 73	179	A	Hampton	48 51								
340	A	USC Upstate	57 41	212	A	High Point	58 68								
259	H	Winthrop	54 53	341	H	Charleston So.	72 35								
271	A	Longwood	62 61	297	H	Presbyterian	54 42								

Non-Div I Games:

Radford

Rhode Island

Through Games Of Jan. 29, 2020

Average RPI Win:	215	WON-LOST	WINNING	LAST 10	STRENGTH OF	OPP. STRENGTH	TEAM	ADJ.	CONF.	ADJ CONF.
Average RPI Loss:	148	RECORD	PCT. RANK	GAMES	SCHEDULE	OF SCHEDULE	RPI	RPI	RPI	RPI
DIV. I ONLY	10- 9	164	4-6	196	246	182	182	12	12	
DIV. I NON-CONF.	7- 5	131	1-2	240	333	166	166	12	12	
TOTALS	RPI 1-25	RPI 26-50	W-L RECORDS	RPI 51-100	RPI 101-150	RPI 150+				
10- 9	0- 0	0- 0	OVERALL	0- 3	4- 3	6- 3				
7- 2	0- 0	0- 0	HOME	0- 1	4- 1	3- 0				
2- 6	0- 0	0- 0	AWAY	0- 2	0- 1	2- 3				
1- 1	0- 0	0- 0	NEUTRAL	0- 0	0- 1	1- 0				
7- 5	0- 0	0- 0	NON-CONFERENCE	0- 1	2- 2	5- 2				
5- 0	0- 0	0- 0	HOME	0- 0	2- 0	3- 0				
1- 4	0- 0	0- 0	AWAY	0- 1	0- 1	1- 2				
1- 1	0- 0	0- 0	NEUTRAL	0- 0	0- 1	1- 0				
3- 4	0- 0	0- 0	CONFERENCE	0- 2	2- 1	1- 1				
2- 2	0- 0	0- 0	HOME	0- 1	2- 1	0- 0				
1- 2	0- 0	0- 0	AWAY	0- 1	0- 0	1- 1				
0- 0	0- 0	0- 0	NEUTRAL	0- 0	0- 0	0- 0				

RPI 1-25			RPI 26-50			RPI 51-100			RPI 101+			Team's RPI: 182
RPI	S	Opponent	Score	RPI	S	Opponent	Score	RPI	S	Opponent	Score	
						90 A Boston College	55 66	106 H VCU			54 75	
						96 A Davidson	67 79	115 H Holy Cross			73 58	
						96 H Davidson	70 77	119 H Richmond			76 70	
								130 H Robert Morris			71 59	
								139 N Providence			51 58	
								142 H Massachusetts			69 66	
								144 A Harvard			58 61	
								183 A Quinnipiac			63 75	
								193 A North Dakota			61 67	
								201 A Saint Joseph's			49 47	
								221 N Brown			89 44	
								235 H Fairfield			74 41	
								286 A St. Bonaventure			59 64	
								295 H Vermont			77 74	
								345 A Hartford			68 56	
								347 H LIU Brooklyn			79 56	
LAST 10 Division I												
						96 H Davidson	70 77	119 H Richmond			76 70	
						286 A St. Bonaventure	59 64	106 H VCU			54 75	
						142 H Massachusetts	69 66	144 A Harvard			58 61	
						201 A Saint Joseph's	49 47	183 A Quinnipiac			63 75	
						96 A Davidson	67 79	130 H Robert Morris			71 59	

Non-Div I Games:

Rhode Island

■ Loss,
 ■ Non-Conf,
 S Site,
 ■ Home
 ■ Away
 N Neutral

Average RPI Win:	233	WON-LOST	WINNING	LAST 10	STRENGTH OF	OPP. STRENGTH	TEAM	ADJ.	CONF.	ADJ CONF.
Average RPI Loss:	77	RECORD	PCT. RANK	GAMES	SCHEDULE	OF SCHEDULE	RPI	RPI	RPI	RPI
DIV. I ONLY	13- 6	69	8-2	178	131	100	100	13	13	
DIV. I NON-CONF.	5- 6	187	0-2	176	93	193	193	13	13	
TOTALS	RPI 1-25	RPI 26-50	W-L RECORDS	RPI 51-100	RPI 101-150	RPI 150+				
13- 6	0- 1	1- 2	OVERALL	0- 1	0- 1	12- 1				
8- 1	0- 1	1- 0	HOME	0- 0	0- 0	7- 0				
5- 3	0- 0	0- 1	AWAY	0- 0	0- 1	5- 1				
0- 2	0- 0	0- 1	NEUTRAL	0- 1	0- 0	0- 0				
5- 6	0- 1	0- 2	NON-CONFERENCE	0- 1	0- 1	5- 1				
4- 1	0- 1	0- 0	HOME	0- 0	0- 0	4- 0				
1- 3	0- 0	0- 1	AWAY	0- 0	0- 1	1- 1				
0- 2	0- 0	0- 1	NEUTRAL	0- 1	0- 0	0- 0				
8- 0	0- 0	1- 0	CONFERENCE	0- 0	0- 0	7- 0				
4- 0	0- 0	1- 0	HOME	0- 0	0- 0	3- 0				
4- 0	0- 0	0- 0	AWAY	0- 0	0- 0	4- 0				
0- 0	0- 0	0- 0	NEUTRAL	0- 0	0- 0	0- 0				

RPI 1-25				RPI 26-50				RPI 51-100				Team's RPI: 100	RPI 101+			
RPI	S	Opponent	Score	RPI	S	Opponent	Score	RPI	S	Opponent	Score		RPI	S	Opponent	Score
18	H	Texas A&M	61 62	26	N	Virginia Tech	45 54	56	N	Georgia Tech	52 54		110	A	Texas Southern	56 63
				29	H	Western Ky.	73 65						168	A	Fla. Atlantic	78 69
				48	A	Oklahoma St.	38 69						195	H	Northern Ariz.	71 57
													198	H	Southern Miss.	75 64
													204	H	Little Rock	66 40
													205	A	SMU	43 55
													214	A	UTEP	69 61
													242	H	Marshall	81 43
													255	H	Louisiana Tech	60 47
													293	H	Nicholls St.	71 47
													299	A	FIU	68 47
													303	A	UTSA	74 62
													305	H	Prairie View	77 55
													328	A	McNeese	81 50
LAST 10 Division I																
				303	A	UTSA	74 62					168	A	Fla. Atlantic	78 69	
				214	A	UTEP	69 61					29	H	Western Ky.	73 65	
				198	H	Southern Miss.	75 64					242	H	Marshall	81 43	
				255	H	Louisiana Tech	60 47					56	N	Georgia Tech	52 54	
				299	A	FIU	68 47					26	N	Virginia Tech	45 54	

Non-Div I Games:

Rice

■ Loss,
 ■ Non-Conf,
 ■ S Site,
 ■ H Home
 ■ A Away
 N Neutral

Average RPI Win:	176	WON-LOST	WINNING	LAST 10	STRENGTH OF	OPP. STRENGTH	TEAM	ADJ.	CONF.	ADJ CONF.
Average RPI Loss:	128	RECORD	PCT. RANK	GAMES	SCHEDULE	OF SCHEDULE	RPI	RPI	RPI	RPI
DIV. I ONLY	9- 12	217	3-7	37	230	119	119	12	12	
DIV. I NON-CONF.	7- 7	164	1-2	34	299	86	86	12	12	
TOTALS	RPI 1-25	RPI 26-50	W-L RECORDS	RPI 51-100	RPI 101-150	RPI 150+				
9- 12	0- 0	0- 1	OVERALL	1- 4	2- 2	6- 5				
5- 2	0- 0	0- 0	HOME	1- 1	0- 0	4- 1				
4- 7	0- 0	0- 1	AWAY	0- 2	2- 2	2- 2				
0- 3	0- 0	0- 0	NEUTRAL	0- 1	0- 0	0- 2				
7- 7	0- 0	0- 1	NON-CONFERENCE	0- 3	2- 0	5- 3				
3- 1	0- 0	0- 0	HOME	0- 0	0- 0	3- 1				
4- 3	0- 0	0- 1	AWAY	0- 2	2- 0	2- 0				
0- 3	0- 0	0- 0	NEUTRAL	0- 1	0- 0	0- 2				
2- 5	0- 0	0- 0	CONFERENCE	1- 1	0- 2	1- 2				
2- 1	0- 0	0- 0	HOME	1- 1	0- 0	1- 0				
0- 4	0- 0	0- 0	AWAY	0- 0	0- 2	0- 2				
0- 0	0- 0	0- 0	NEUTRAL	0- 0	0- 0	0- 0				

RPI S	Opponent	Score	RPI S	Opponent	Score	RPI S	Opponent	Score	RPI S	Opponent	Score	Team's RPI: 119
			31 A	Old Dominion	51 73	55 N	Bradley	57 61	106 A	VCU	50 53	
						70 A	Drexel	52 58	121 A	UNC Greensboro	70 62	
						72 A	Charlotte	59 78	123 A	Coastal Caro.	79 67	
						80 H	Dayton	51 65	142 A	Massachusetts	50 64	
						96 H	Davidson	69 57	156 H	William & Mary	76 73	
									168 H	Fla. Atlantic	57 55	
									173 H	Furman	69 70	
									179 N	Hampton	65 69	
									180 H	Norfolk St.	77 69	
									182 A	Rhode Island	70 76	
									196 H	La Salle	63 61	
									201 A	Saint Joseph's	56 67	
									220 A	Georgetown	51 49	
									241 N	Mt. St. Mary's	67 75	
									326 A	UMES	64 52	
LAST 10 Division I												
			142 A	Massachusetts	50 64	182 A	Rhode Island	70 76				
			96 H	Davidson	69 57	201 A	Saint Joseph's	56 67				
			196 H	La Salle	63 61	180 H	Norfolk St.	77 69				
			106 A	VCU	50 53	179 N	Hampton	65 69				
			80 H	Dayton	51 65	241 N	Mt. St. Mary's	67 75				

Non-Div I Games:

Richmond

■ Loss,
 ■ Non-Conf,
 ■ S Site,
 ■ H Home
 ■ A Away
 N Neutral

Average RPI Win: 229	WON-LOST	WINNING	LAST 10	STRENGTH OF	OPP. STRENGTH	TEAM	ADJ.	CONF.	ADJ CONF.
Average RPI Loss: 50	RECORD	PCT. RANK	GAMES	SCHEDULE	OF SCHEDULE	RPI	RPI	RPI	RPI
DIV. I ONLY	15- 2	15	10-0	321	114	84	84	24	24
DIV. I NON-CONF.	7- 2	54	2-0	327	22	115	115	25	25
TOTALS	RPI 1-25	RPI 26-50	W-L RECORDS	RPI 51-100	RPI 101-150	RPI 150+			
15- 2	0- 1	0- 0	OVERALL	1- 1	0- 0	14- 0			
7- 0	0- 0	0- 0	HOME	0- 0	0- 0	7- 0			
7- 1	0- 1	0- 0	AWAY	1- 0	0- 0	6- 0			
1- 1	0- 0	0- 0	NEUTRAL	0- 1	0- 0	1- 0			
7- 2	0- 1	0- 0	NON-CONFERENCE	0- 1	0- 0	7- 0			
3- 0	0- 0	0- 0	HOME	0- 0	0- 0	3- 0			
3- 1	0- 1	0- 0	AWAY	0- 0	0- 0	3- 0			
1- 1	0- 0	0- 0	NEUTRAL	0- 1	0- 0	1- 0			
8- 0	0- 0	0- 0	CONFERENCE	1- 0	0- 0	7- 0			
4- 0	0- 0	0- 0	HOME	0- 0	0- 0	4- 0			
4- 0	0- 0	0- 0	AWAY	1- 0	0- 0	3- 0			
0- 0	0- 0	0- 0	NEUTRAL	0- 0	0- 0	0- 0			

RPI 1-25				RPI 26-50				RPI 51-100 Team's RPI: 84				RPI 101+			
RPI	S	Opponent	Score	RPI	S	Opponent	Score	RPI	S	Opponent	Score	RPI	S	Opponent	Score
22	A	Princeton	47 80					67	A	Marist	76 72	183	H	Quinnipiac	75 59
								78	N	North Florida	70 80	191	A	Penn St.	78 70
												196	H	La Salle	70 43
												219	A	Iona	81 37
												220	A	Georgetown	65 64
												226	H	Xavier	64 57
												231	A	Niagara	71 55
												231	H	Niagara	79 75
												235	H	Fairfield	60 52
												260	A	Delaware St.	71 69
												265	N	Lipscomb	81 76
												274	H	Wagner	77 63
												304	H	Siena	70 66
												339	A	Canisius	70 57
LAST 10 Division I															
235	H	Fairfield	60 52	183	H	Quinnipiac	75 59								
231	A	Niagara	71 55	219	A	Iona	81 37								
339	A	Canisius	70 57	231	H	Niagara	79 75								
304	H	Siena	70 66	260	A	Delaware St.	71 69								
67	A	Marist	76 72	274	H	Wagner	77 63								

Non-Div I Games:

Rider

■ Loss,
 ■ Non-Conf,
 ■ S Site,
 ■ H Home
 ■ A Away
 N Neutral

Average RPI Win:	250	WON-LOST	WINNING	LAST 10	STRENGTH OF	OPP. STRENGTH	TEAM	ADJ.	CONF.	ADJ CONF.
Average RPI Loss:	124	RECORD	PCT. RANK	GAMES	SCHEDULE	OF SCHEDULE	RPI	RPI	RPI	RPI
DIV. I ONLY	12- 6	77	9-1	247	236	130	130	29	29	
DIV. I NON-CONF.	4- 6	212	1-1	117	161	165	165	29	29	
TOTALS	RPI 1-25	RPI 26-50	W-L RECORDS	RPI 51-100	RPI 101-150	RPI 150+				
12- 6	0- 1	0- 1	OVERALL	0- 0	0- 1	12- 3				
6- 2	0- 0	0- 0	HOME	0- 0	0- 0	6- 2				
6- 4	0- 1	0- 1	AWAY	0- 0	0- 1	6- 1				
0- 0	0- 0	0- 0	NEUTRAL	0- 0	0- 0	0- 0				
4- 6	0- 1	0- 1	NON-CONFERENCE	0- 0	0- 1	4- 3				
2- 2	0- 0	0- 0	HOME	0- 0	0- 0	2- 2				
2- 4	0- 1	0- 1	AWAY	0- 0	0- 1	2- 1				
0- 0	0- 0	0- 0	NEUTRAL	0- 0	0- 0	0- 0				
8- 0	0- 0	0- 0	CONFERENCE	0- 0	0- 0	8- 0				
4- 0	0- 0	0- 0	HOME	0- 0	0- 0	4- 0				
4- 0	0- 0	0- 0	AWAY	0- 0	0- 0	4- 0				
0- 0	0- 0	0- 0	NEUTRAL	0- 0	0- 0	0- 0				

RPI 1-25				RPI 26-50				RPI 51-100				RPI 101+ Team's RPI: 130			
RPI	S	Opponent	Score	RPI	S	Opponent	Score	RPI	S	Opponent	Score	RPI	S	Opponent	Score
23	A	TCU	61 66	44	A	James Madison	32 59					102	A	Kent St.	81 82
												163	H	Columbia	59 61
												167	A	Merrimack	68 62
												167	H	Merrimack	72 50
												180	A	Norfolk St.	69 62
												182	A	Rhode Island	59 71
												196	A	La Salle	71 68
												208	H	Youngstown St.	58 43
												226	H	Xavier	71 57
												230	H	Delaware	62 73
												268	H	Sacred Heart	73 43
												274	H	Wagner	51 47
												311	A	St. Francis Brooklyn	70 59
												311	H	St. Francis Brooklyn	69 44
												344	A	Central Conn. St.	86 56
												347	A	LIU Brooklyn	70 59
LAST 10 Division I															
311	A	St. Francis Brooklyn	70 59	274	H	Wagner	51 47								
347	A	LIU Brooklyn	70 59	167	A	Merrimack	68 62								
268	H	Sacred Heart	73 43	344	A	Central Conn. St.	86 56								
167	H	Merrimack	72 50	44	A	James Madison	32 59								
311	H	St. Francis Brooklyn	69 44	180	A	Norfolk St.	69 62								

Non-Div I Games: Pitt.-Johnstown 63 30

Robert Morris

■ Loss,
 ■ Non-Conf,
 ■ S Site,
 ■ H Home
 ■ A Away
 N Neutral

Average RPI Win:	157	WON-LOST	WINNING	LAST 10	STRENGTH OF	OPP. STRENGTH	TEAM	ADJ.	CONF.	ADJ CONF.
Average RPI Loss:	44	RECORD	PCT. RANK	GAMES	SCHEDULE	OF SCHEDULE	RPI	RPI	RPI	RPI
DIV. I ONLY	15- 4	36	7-3	90	39	36	36	2	2	
DIV. I NON-CONF.	10- 1	19	2-0	198	83	35	35	2	2	
TOTALS	RPI 1-25	RPI 26-50	W-L RECORDS	RPI 51-100	RPI 101-150	RPI 150+				
15- 4	0- 2	3- 1	OVERALL	2- 1	3- 0	7- 0				
8- 2	0- 1	2- 0	HOME	0- 1	1- 0	5- 0				
5- 2	0- 1	1- 1	AWAY	0- 0	2- 0	2- 0				
2- 0	0- 0	0- 0	NEUTRAL	2- 0	0- 0	0- 0				
10- 1	0- 1	1- 0	NON-CONFERENCE	2- 0	1- 0	6- 0				
7- 0	0- 0	1- 0	HOME	0- 0	1- 0	5- 0				
1- 1	0- 1	0- 0	AWAY	0- 0	0- 0	1- 0				
2- 0	0- 0	0- 0	NEUTRAL	2- 0	0- 0	0- 0				
5- 3	0- 1	2- 1	CONFERENCE	0- 1	2- 0	1- 0				
1- 2	0- 1	1- 0	HOME	0- 1	0- 0	0- 0				
4- 1	0- 0	1- 1	AWAY	0- 0	2- 0	1- 0				
0- 0	0- 0	0- 0	NEUTRAL	0- 0	0- 0	0- 0				

RPI 1-25				RPI 26-50				Team's RPI: 36	RPI 51-100				RPI 101+			
RPI	S	Opponent	Score	RPI	S	Opponent	Score		RPI	S	Opponent	Score	RPI	S	Opponent	Score
12	H	Indiana	56 66	27	A	Purdue	59 53		56	N	Georgia Tech	46 43	120	A	Wisconsin	64 61
24	A	LSU	58 64	35	H	Virginia	73 63		85	N	Vanderbilt	62 56	144	H	Harvard	74 46
				45	A	Michigan	57 71		93	H	Michigan St.	55 66	148	A	Illinois	75 51
				49	H	Nebraska	69 65						174	H	Towson	67 53
													191	A	Penn St.	62 57
													231	H	Niagara	87 37
													242	H	Marshall	66 41
													247	H	Southern U.	78 58
													261	A	South Alabama	77 56
													343	H	Coppin St.	107 33
LAST 10 Division I																
				45	A	Michigan	57 71		27	A	Purdue	59 53				
				93	H	Michigan St.	55 66		12	H	Indiana	56 66				
				191	A	Penn St.	62 57		120	A	Wisconsin	64 61				
				49	H	Nebraska	69 65		242	H	Marshall	66 41				
				148	A	Illinois	75 51		247	H	Southern U.	78 58				

Non-Div I Games:

Rutgers

■ Loss,
 ■ Non-Conf, S Site,
 ■ Home
 ■ Away
 N Neutral

Average RPI Win:	251	WON-LOST	WINNING	LAST 10	STRENGTH OF	OPP. STRENGTH	TEAM	ADJ.	CONF.	ADJ CONF.
Average RPI Loss:	87	RECORD	PCT. RANK	GAMES	SCHEDULE	OF SCHEDULE	RPI	RPI	RPI	RPI
DIV. I ONLY	13- 3	29	9-1	306	232	111	111	23	23	
DIV. I NON-CONF.	4- 2	90	0	275	131	133	133	20	20	
TOTALS	RPI 1-25	RPI 26-50	W-L RECORDS	RPI 51-100	RPI 101-150	RPI 150+				
13- 3	0- 0	0- 1	OVERALL	1- 1	1- 0	11- 1				
7- 1	0- 0	0- 0	HOME	1- 1	0- 0	6- 0				
5- 2	0- 0	0- 1	AWAY	0- 0	1- 0	4- 1				
1- 0	0- 0	0- 0	NEUTRAL	0- 0	0- 0	1- 0				
4- 2	0- 0	0- 1	NON-CONFERENCE	0- 1	0- 0	4- 0				
1- 1	0- 0	0- 0	HOME	0- 1	0- 0	1- 0				
2- 1	0- 0	0- 1	AWAY	0- 0	0- 0	2- 0				
1- 0	0- 0	0- 0	NEUTRAL	0- 0	0- 0	1- 0				
9- 1	0- 0	0- 0	CONFERENCE	1- 0	1- 0	7- 1				
6- 0	0- 0	0- 0	HOME	1- 0	0- 0	5- 0				
3- 1	0- 0	0- 0	AWAY	0- 0	1- 0	2- 1				
0- 0	0- 0	0- 0	NEUTRAL	0- 0	0- 0	0- 0				

RPI 1-25	RPI 26-50	RPI 51-100	RPI 101+	Team's RPI: 111
RPI S Opponent Score	RPI S Opponent Score	RPI S Opponent Score	RPI S Opponent Score	
	47 A Oklahoma 62 75	59 H UCF 57 63	125 A A&M-Corpus Christi 66 44	
		79 H Abilene Christian 69 59	155 A New Orleans 50 53	
			215 A Lamar University 54 53	
			217 H Central Ark. 102 41	
			224 A Tulsa 67 63	
			229 H Southeastern La. 77 51	
			267 N UC Santa Barbara 67 56	
			281 A Nevada 80 65	
			317 A Houston Baptist 59 42	
			319 H Alcorn 67 62	
			324 H Incarnate Word 67 45	
			328 H McNeese 82 51	
			342 H Northwestern St. 89 40	
LAST 10 Division I				
79 H Abilene Christian 69 59	125 A A&M-Corpus Christi 66 44			
215 A Lamar University 54 53	155 A New Orleans 50 53			
342 H Northwestern St. 89 40	229 H Southeastern La. 77 51			
324 H Incarnate Word 67 45	328 H McNeese 82 51			
217 H Central Ark. 102 41	317 A Houston Baptist 59 42			

Non-Div I Games: LSU-Shreveport 75 32 Our Lady of the Lak87 75 Cent. Christian (KS104 46

SFA

Loss, Non-Conf, S Site, H Home A Away N Neutral

Average RPI Win:	320	WON-LOST	WINNING	LAST 10	STRENGTH OF	OPP. STRENGTH	TEAM	ADJ.	CONF.	ADJ CONF.
Average RPI Loss:	157	RECORD	PCT. RANK	GAMES	SCHEDULE	OF SCHEDULE	RPI	RPI	RPI	RPI
DIV. I ONLY	3- 15	323	1-9	253	194	321	321	19	19	
DIV. I NON-CONF.	2- 8	295	0-2	248	116	321	321	24	24	
TOTALS	RPI 1-25	RPI 26-50	W-L RECORDS	RPI 51-100	RPI 101-150	RPI 150+				
3- 15	0- 0	0- 1	OVERALL	0- 4	0- 4	3- 6				
2- 7	0- 0	0- 0	HOME	0- 2	0- 3	2- 2				
1- 7	0- 0	0- 1	AWAY	0- 2	0- 1	1- 3				
0- 1	0- 0	0- 0	NEUTRAL	0- 0	0- 0	0- 1				
2- 8	0- 0	0- 1	NON-CONFERENCE	0- 2	0- 3	2- 2				
2- 3	0- 0	0- 0	HOME	0- 1	0- 2	2- 0				
0- 4	0- 0	0- 1	AWAY	0- 1	0- 1	0- 1				
0- 1	0- 0	0- 0	NEUTRAL	0- 0	0- 0	0- 1				
1- 7	0- 0	0- 0	CONFERENCE	0- 2	0- 1	1- 4				
0- 4	0- 0	0- 0	HOME	0- 1	0- 1	0- 2				
1- 3	0- 0	0- 0	AWAY	0- 1	0- 0	1- 2				
0- 0	0- 0	0- 0	NEUTRAL	0- 0	0- 0	0- 0				

RPI S	Opponent	Score	RPI S	Opponent	Score	RPI S	Opponent	Score	RPI S	Opponent	Score	Team's RPI: 321
49	A Nebraska	49 63	66	A Belmont	48 69	101	H Saint Louis	35 68	104	H Loyola Chicago	50 63	
			87	H UT Martin	39 79	141	H Tennessee Tech	50 65	147	A Missouri	51 68	
			91	H Southern Ill.	67 103	152	H Southeast Mo. St.	56 66	169	N North Ala.	67 85	
			94	A Illinois St.	53 74	243	A Morehead St.	69 75	277	A Eastern Ky.	46 49	
						307	H Purdue Fort Wayne	57 53	310	H Jacksonville St.	44 53	
						315	H Evansville	85 74	322	A Georgia St.	73 74	
						338	A Tennessee St.	76 63				
LAST 10 Division I												
87	H UT Martin	39 79	243	A Morehead St.	69 75							
152	H Southeast Mo. St.	56 66	338	A Tennessee St.	76 63							
310	H Jacksonville St.	44 53	66	A Belmont	48 69							
141	H Tennessee Tech	50 65	322	A Georgia St.	73 74							
277	A Eastern Ky.	46 49	169	N North Ala.	67 85							

Non-Div I Games: Quincy

65

70

SIUE

SMU

Average RPI Win: 228

Average RPI Loss: 117

WON-LOST

RECORD

WINNING

PCT. RANK

LAST 10

GAMES

STRENGTH OF

SCHEDULE

OPP. STRENGTH

OF SCHEDULE

TEAM

RPI

ADJ.

RPI

CONF.

RPI

ADJ CONF.

RPI

DIV. I ONLY

9- 10

193

4-6

141

140

205

205

9

9

DIV. I NON-CONF.

6- 6

164

1-2

156

262

223

223

9

9

TOTALS

RPI 1-25

RPI 26-50

W-L RECORDS

RPI 51-100

RPI 101-150

RPI 150+

9- 10

0- 2

0- 0

OVERALL

1- 2

0- 3

8- 3

7- 6

0- 2

0- 0

HOME

1- 0

0- 2

6- 2

1- 4

0- 0

0- 0

AWAY

0- 2

0- 1

1- 1

1- 0

0- 0

0- 0

NEUTRAL

0- 0

0- 0

1- 0

6- 6

0- 1

0- 0

NON-CONFERENCE

1- 1

0- 2

5- 2

5- 4

0- 1

0- 0

HOME

1- 0

0- 1

4- 2

0- 2

0- 0

0- 0

AWAY

0- 1

0- 1

0- 0

1- 0

0- 0

0- 0

NEUTRAL

0- 0

0- 0

1- 0

3- 4

0- 1

0- 0

CONFERENCE

0- 1

0- 1

3- 1

2- 2

0- 1

0- 0

HOME

0- 0

0- 1

2- 0

1- 2

0- 0

0- 0

AWAY

0- 1

0- 0

1- 1

0- 0

0- 0

0- 0

NEUTRAL

0- 0

0- 0

0- 0

RPI 1-25

RPI 26-50

RPI 51-100

RPI 101+

Team's RPI: 205

RPI S Opponent Score

RPI S Opponent Score

RPI S Opponent Score

RPI S Opponent Score

8 H UConn 42 80

53 A Temple 62 85

107 A Pacific 49 77

23 H TCU 56 57

99 A UT Arlington 46 51

122 H Tulane 66 67

150 H Wright St. 61 69

170 H Wichita St. 64 44

178 A Memphis 52 57

193 H North Dakota 66 51

210 H Northern Colo. 52 61

214 H UTEP 60 56

216 H George Mason 58 59

224 H Tulsa 57 38

249 N CSUN 68 58

270 A East Carolina 55 47

300 H UC Irvine 59 56

328 H McNeese 81 60

LAST 10 Division I

170 H Wichita St. 64 44

270 A East Carolina 55 47

224 H Tulsa 57 38

8 H UConn 42 80

178 A Memphis 52 57

216 H George Mason 58 59

122 H Tulane 66 67

300 H UC Irvine 59 56

53 A Temple 62 85

99 A UT Arlington 46 51

Non-Div I Games:

SMU

Average RPI Win:	235	WON-LOST	WINNING	LAST 10	STRENGTH OF	OPP. STRENGTH	TEAM	ADJ.	CONF.	ADJ CONF.
Average RPI Loss:	207	RECORD	PCT. RANK	GAMES	SCHEDULE	OF SCHEDULE	RPI	RPI	RPI	RPI
DIV. I ONLY	3- 13	316	3-7	288	281	320	320	20	20	
DIV. I NON-CONF.	0- 7	338	0-1	315	276	348	348	17	17	
TOTALS	RPI 1-25	RPI 26-50	W-L RECORDS	RPI 51-100	RPI 101-150	RPI 150+				
3- 13	0- 1	0- 0	OVERALL	0- 0	0- 2	3- 10				
1- 5	0- 1	0- 0	HOME	0- 0	0- 1	1- 3				
2- 8	0- 0	0- 0	AWAY	0- 0	0- 1	2- 7				
0- 0	0- 0	0- 0	NEUTRAL	0- 0	0- 0	0- 0				
0- 7	0- 1	0- 0	NON-CONFERENCE	0- 0	0- 1	0- 5				
0- 1	0- 1	0- 0	HOME	0- 0	0- 0	0- 0				
0- 6	0- 0	0- 0	AWAY	0- 0	0- 1	0- 5				
0- 0	0- 0	0- 0	NEUTRAL	0- 0	0- 0	0- 0				
3- 6	0- 0	0- 0	CONFERENCE	0- 0	0- 1	3- 5				
1- 4	0- 0	0- 0	HOME	0- 0	0- 1	1- 3				
2- 2	0- 0	0- 0	AWAY	0- 0	0- 0	2- 2				
0- 0	0- 0	0- 0	NEUTRAL	0- 0	0- 0	0- 0				

RPI 1-25				RPI 26-50				RPI 51-100				RPI 101+ Team's RPI: 320			
RPI	S	Opponent	Score	RPI	S	Opponent	Score	RPI	S	Opponent	Score	RPI	S	Opponent	Score
25	H	Ohio St.	74 104									118	H	Montana St.	48 85
												128	A	San Jose St.	67 73
												185	A	UC Davis	75 77
												187	A	Portland St.	73 70
												195	A	Northern Ariz.	107 114
												195	H	Northern Ariz.	65 85
												197	H	Montana	60 64
												210	H	Northern Colo.	63 73
												218	H	Southern Utah	87 82
												233	A	San Francisco	82 87
												257	A	Idaho St.	62 80
												281	A	Nevada	72 83
												301	A	Weber St.	91 67
												331	A	Seattle U	84 88
												334	A	Cal Poly	43 62
LAST 10 Division I															
195	H	Northern Ariz.	65 85	195	A	Northern Ariz.	107 114								
187	A	Portland St.	73 70	257	A	Idaho St.	62 80								
218	H	Southern Utah	87 82	197	H	Montana	60 64								
210	H	Northern Colo.	63 73	118	H	Montana St.	48 85								
301	A	Weber St.	91 67	25	H	Ohio St.	74 104								

Non-Div I Games: Cal Maritime 86 55 Pacific Union 94 35

Sacramento St.

Loss, Non-Conf, S Site, H Home A Away N Neutral

Sacred Heart

Through Games Of Jan. 29, 2020

Average RPI Win:	297	WON-LOST	WINNING	LAST 10	STRENGTH OF	OPP. STRENGTH	TEAM	ADJ.	CONF.	ADJ CONF.
Average RPI Loss:	161	RECORD	PCT. RANK	GAMES	SCHEDULE	OF SCHEDULE	RPI	RPI	RPI	RPI
DIV. I ONLY	7- 11	239	5-5	287	277	268	268	29	29	
DIV. I NON-CONF.	2- 8	295	0-2	203	139	298	298	29	29	
TOTALS	RPI 1-25	RPI 26-50	W-L RECORDS	RPI 51-100	RPI 101-150	RPI 150+				
7- 11	0- 0	0- 2	OVERALL	0- 2	0- 2	7- 5				
4- 1	0- 0	0- 0	HOME	0- 0	0- 1	4- 0				
2- 9	0- 0	0- 1	AWAY	0- 2	0- 1	2- 5				
1- 1	0- 0	0- 1	NEUTRAL	0- 0	0- 0	1- 0				
2- 8	0- 0	0- 2	NON-CONFERENCE	0- 2	0- 1	2- 3				
1- 1	0- 0	0- 0	HOME	0- 0	0- 1	1- 0				
0- 6	0- 0	0- 1	AWAY	0- 2	0- 0	0- 3				
1- 1	0- 0	0- 1	NEUTRAL	0- 0	0- 0	1- 0				
5- 3	0- 0	0- 0	CONFERENCE	0- 0	0- 1	5- 2				
3- 0	0- 0	0- 0	HOME	0- 0	0- 0	3- 0				
2- 3	0- 0	0- 0	AWAY	0- 0	0- 1	2- 2				
0- 0	0- 0	0- 0	NEUTRAL	0- 0	0- 0	0- 0				

RPI 1-25			RPI 26-50			RPI 51-100			RPI 101+			Team's RPI: 268
RPI	S	Opponent	Score	RPI	S	Opponent	Score	RPI	S	Opponent	Score	
43	A	Yale	40 87	49	N	Nebraska	49 72	76	A	Seton Hall	69 95	115 H Holy Cross 52 65
								130 A Robert Morris 43 73				
								167 H Merrimack 63 60				
								191 A Penn St. 65 88				
								201 A Saint Joseph's 44 71				
								246 A Saint Francis (PA) 58 60				
								274 A Wagner 79 65				
								302 H Hofstra 71 44				
								304 A Siena 57 68				
								314 N Detroit Mercy 66 60				
								332 A Fairleigh Dickinson 60 65				
								332 H Fairleigh Dickinson 68 53				
								344 A Central Conn. St. 54 52				
								344 H Central Conn. St. 66 58				
LAST 10 Division I												
344	A	Central Conn. St.	54 52	344	H	Central Conn. St.	66 58					
332	H	Fairleigh Dickinson	68 53	274	A	Wagner	79 65					
130	A	Robert Morris	43 73	167	H	Merrimack	63 60					
246	A	Saint Francis (PA)	58 60	191	A	Penn St.	65 88					
332	A	Fairleigh Dickinson	60 65	43	A	Yale	40 87					

Non-Div I Games: Bridgeport 77 63

Sacred Heart

Loss, Non-Conf, S Site, H Home A Away N Neutral

Saint Francis (PA)

Through Games Of Jan. 29, 2020

Average RPI Win:	297	WON-LOST	WINNING	LAST 10	STRENGTH OF	OPP. STRENGTH	TEAM	ADJ.	CONF.	ADJ CONF.
Average RPI Loss:	146	RECORD	PCT. RANK	GAMES	SCHEDULE	OF SCHEDULE	RPI	RPI	RPI	RPI
DIV. I ONLY	8- 12	233	6-4	252	263	246	246	29	29	
DIV. I NON-CONF.	2- 9	304	0-1	61	140	212	212	29	29	
TOTALS	RPI 1-25	RPI 26-50	W-L RECORDS	RPI 51-100	RPI 101-150	RPI 150+				
8- 12	0- 0	0- 3	OVERALL	0- 2	0- 2	8- 5				
3- 4	0- 0	0- 0	HOME	0- 1	0- 1	3- 2				
4- 7	0- 0	0- 2	AWAY	0- 1	0- 1	4- 3				
1- 1	0- 0	0- 1	NEUTRAL	0- 0	0- 0	1- 0				
2- 9	0- 0	0- 3	NON-CONFERENCE	0- 2	0- 2	2- 2				
0- 3	0- 0	0- 0	HOME	0- 1	0- 1	0- 1				
1- 5	0- 0	0- 2	AWAY	0- 1	0- 1	1- 1				
1- 1	0- 0	0- 1	NEUTRAL	0- 0	0- 0	1- 0				
6- 3	0- 0	0- 0	CONFERENCE	0- 0	0- 0	6- 3				
3- 1	0- 0	0- 0	HOME	0- 0	0- 0	3- 1				
3- 2	0- 0	0- 0	AWAY	0- 0	0- 0	3- 2				
0- 0	0- 0	0- 0	NEUTRAL	0- 0	0- 0	0- 0				

RPI 1-25				RPI 26-50				RPI 51-100				RPI 101+ Team's RPI: 246			
RPI	S	Opponent	Score	RPI	S	Opponent	Score	RPI	S	Opponent	Score	RPI	S	Opponent	Score
				26	A	Virginia Tech	41 105	64	H	Bucknell	46 70	109	A	Duquesne	69 72
				34	N	FGCU	64 97	74	A	South Fla.	23 62	112	H	Liberty	52 71
				40	A	West Virginia	45 74					167	H	Merrimack	56 71
												208	H	Youngstown St.	46 56
												243	A	Morehead St.	54 65
												258	N	Stetson	78 73
												268	H	Sacred Heart	60 58
												274	H	Wagner	51 50
												295	A	Vermont	73 69
												311	A	St. Francis Brooklyn	67 59
												311	H	St. Francis Brooklyn	82 72
												313	A	Bryant	63 60
												332	A	Fairleigh Dickinson	47 56
												344	A	Central Conn. St.	64 52
												347	A	LIU Brooklyn	53 71
LAST 10 Division I															
				347	A	LIU Brooklyn	53 71	311	H	St. Francis Brooklyn	82 72				
				311	A	St. Francis Brooklyn	67 59	332	A	Fairleigh Dickinson	47 56				
				167	H	Merrimack	56 71	344	A	Central Conn. St.	64 52				
				268	H	Sacred Heart	60 58	313	A	Bryant	63 60				
				274	H	Wagner	51 50	64	H	Bucknell	46 70				

Non-Div I Games:

Saint Francis (PA)

■ Loss,
 ■ Non-Conf,
 ■ S Site,
 ■ Home
 ■ A Away
 N Neutral

Saint Joseph's

Through Games Of Jan. 29, 2020

Average RPI Win: 186	WON-LOST	WINNING	LAST 10	STRENGTH OF	OPP. STRENGTH	TEAM	ADJ.	CONF.	ADJ CONF.
Average RPI Loss: 128	RECORD	PCT. RANK	GAMES	SCHEDULE	OF SCHEDULE	RPI	RPI	RPI	RPI
DIV. I ONLY	8- 12	233	3-7	112	139	201	201	12	12
DIV. I NON-CONF.	6- 6	164	1-1	86	182	145	145	12	12
TOTALS	RPI 1-25	RPI 26-50	W-L RECORDS	RPI 51-100	RPI 101-150	RPI 150+			
8- 12	0- 0	0- 0	OVERALL	1- 3	2- 6	5- 3			
5- 5	0- 0	0- 0	HOME	1- 1	1- 3	3- 1			
2- 5	0- 0	0- 0	AWAY	0- 1	0- 3	2- 1			
1- 2	0- 0	0- 0	NEUTRAL	0- 1	1- 0	0- 1			
6- 6	0- 0	0- 0	NON-CONFERENCE	1- 3	1- 2	4- 1			
4- 2	0- 0	0- 0	HOME	1- 1	0- 1	3- 0			
1- 2	0- 0	0- 0	AWAY	0- 1	0- 1	1- 0			
1- 2	0- 0	0- 0	NEUTRAL	0- 1	1- 0	0- 1			
2- 6	0- 0	0- 0	CONFERENCE	0- 0	1- 4	1- 2			
1- 3	0- 0	0- 0	HOME	0- 0	1- 2	0- 1			
1- 3	0- 0	0- 0	AWAY	0- 0	0- 2	1- 1			
0- 0	0- 0	0- 0	NEUTRAL	0- 0	0- 0	0- 0			

RPI 1-25				RPI 26-50				RPI 51-100				RPI 101+				Team's RPI: 201	
RPI	S	Opponent	Score	RPI	S	Opponent	Score	RPI	S	Opponent	Score	RPI	S	Opponent	Score		
								53	H	Temple	67 63	106	A	VCU	40	47	
								70	H	Drexel	52 62	109	H	Duquesne	51	58	
								76	N	Seton Hall	39 55	116	H	Penn	45	55	
								88	A	Villanova	44 60	119	H	Richmond	67	56	
												138	A	Auburn	62	66	
												140	H	George Washington	50	56	
												142	A	Massachusetts	43	61	
												144	N	Harvard	63	39	
												163	A	Columbia	71	57	
												172	H	American	72	51	
												173	N	Furman	48	63	
												182	H	Rhode Island	47	49	
												196	A	La Salle	59	67	
												268	H	Sacred Heart	71	44	
												280	H	Navy	49	40	
												286	A	St. Bonaventure	61	60	
LAST 10 Division I																	
				140	H	George Washington	50 56	142	A	Massachusetts	43 61						
				196	A	La Salle	59 67	106	A	VCU	40 47						
				286	A	St. Bonaventure	61 60	119	H	Richmond	67 56						
				109	H	Duquesne	51 58	280	H	Navy	49 40						
				182	H	Rhode Island	47 49	173	N	Furman	48 63						

Non-Div I Games:

Saint Joseph's

 Loss,
 Non-Conf,
 S Site,
 H Home
 A Away
 N Neutral

Saint Louis

Through Games Of Jan. 29, 2020

Average RPI Win:	177	WON-LOST	WINNING	LAST 10	STRENGTH OF	OPP. STRENGTH	TEAM	ADJ.	CONF.	ADJ CONF.
Average RPI Loss:	95	RECORD	PCT. RANK	GAMES	SCHEDULE	OF SCHEDULE	RPI	RPI	RPI	RPI
DIV. I ONLY	11- 9	149	4-6	71	123	101	101	12	12	
DIV. I NON-CONF.	8- 5	117	1-2	73	113	66	66	12	12	
TOTALS	RPI 1-25	RPI 26-50	W-L RECORDS	RPI 51-100	RPI 101-150	RPI 150+				
11- 9	0- 1	0- 0	OVERALL	3- 4	2- 4	6- 0				
6- 4	0- 1	0- 0	HOME	3- 1	1- 2	2- 0				
5- 5	0- 0	0- 0	AWAY	0- 3	1- 2	4- 0				
0- 0	0- 0	0- 0	NEUTRAL	0- 0	0- 0	0- 0				
8- 5	0- 1	0- 0	NON-CONFERENCE	3- 2	1- 2	4- 0				
4- 2	0- 1	0- 0	HOME	3- 0	0- 1	1- 0				
4- 3	0- 0	0- 0	AWAY	0- 2	1- 1	3- 0				
0- 0	0- 0	0- 0	NEUTRAL	0- 0	0- 0	0- 0				
3- 4	0- 0	0- 0	CONFERENCE	0- 2	1- 2	2- 0				
2- 2	0- 0	0- 0	HOME	0- 1	1- 1	1- 0				
1- 2	0- 0	0- 0	AWAY	0- 1	0- 1	1- 0				
0- 0	0- 0	0- 0	NEUTRAL	0- 0	0- 0	0- 0				

RPI	S	Opponent	Score	RPI	S	Opponent	Score	RPI	S	Opponent	Score	RPI	S	Opponent	Score	Team's RPI: 101
22	H	Princeton	50 66					80	A	Dayton	47 48	103	H	Kansas	60 68	
								85	A	Vanderbilt	50 62	105	A	Cincinnati	60 50	
								87	H	UT Martin	56 50	106	H	VCU	52 65	
								91	A	Southern Ill.	53 61	109	H	Duquesne	53 50	
								94	H	Illinois St.	61 56	124	A	Fordham	54 66	
								95	H	Colgate	61 51	147	A	Missouri	58 83	
								96	H	Davidson	58 65	152	H	Southeast Mo. St.	76 61	
												196	A	La Salle	77 61	
												232	A	Northern Ky.	67 42	
												272	A	Indiana St.	55 53	
												286	H	St. Bonaventure	72 51	
												321	A	SIUE	68 35	
LAST 10 Division I																
109	H	Duquesne	53 50	196	A	La Salle	77 61									
124	A	Fordham	54 66	96	H	Davidson	58 65									
80	A	Dayton	47 48	272	A	Indiana St.	55 53									
286	H	St. Bonaventure	72 51	103	H	Kansas	60 68									
106	H	VCU	52 65	22	H	Princeton	50 66									

Non-Div I Games:

Saint Louis

■ Loss,
 ■ Non-Conf,
 ■ S Site,
 ■ H Home
 ■ A Away
 N Neutral

Average RPI Win:	222	WON-LOST	WINNING	LAST 10	STRENGTH OF	OPP. STRENGTH	TEAM	ADJ.	CONF.	ADJ CONF.
Average RPI Loss:	107	RECORD	PCT. RANK	GAMES	SCHEDULE	OF SCHEDULE	RPI	RPI	RPI	RPI
DIV. I ONLY	9- 11	204	5-5	110	119	176	176	11	11	
DIV. I NON-CONF.	5- 6	187	1-0	116	162	183	183	11	11	
TOTALS	RPI 1-25	RPI 26-50	W-L RECORDS	RPI 51-100	RPI 101-150	RPI 150+				
9- 11	0- 2	1- 1	OVERALL	0- 2	0- 4	8- 2				
6- 5	0- 1	1- 1	HOME	0- 1	0- 2	5- 0				
2- 6	0- 1	0- 0	AWAY	0- 1	0- 2	2- 2				
1- 0	0- 0	0- 0	NEUTRAL	0- 0	0- 0	1- 0				
5- 6	0- 1	1- 1	NON-CONFERENCE	0- 1	0- 1	4- 2				
4- 2	0- 1	1- 1	HOME	0- 0	0- 0	3- 0				
0- 4	0- 0	0- 0	AWAY	0- 1	0- 1	0- 2				
1- 0	0- 0	0- 0	NEUTRAL	0- 0	0- 0	1- 0				
4- 5	0- 1	0- 0	CONFERENCE	0- 1	0- 3	4- 0				
2- 3	0- 0	0- 0	HOME	0- 1	0- 2	2- 0				
2- 2	0- 1	0- 0	AWAY	0- 0	0- 1	2- 0				
0- 0	0- 0	0- 0	NEUTRAL	0- 0	0- 0	0- 0				

RPI 1-25				RPI 26-50				RPI 51-100				RPI 101+ Team's RPI: 176			
RPI	S	Opponent	Score	RPI	S	Opponent	Score	RPI	S	Opponent	Score	RPI	S	Opponent	Score
10	A	Gonzaga	49 74	29	H	Western Ky.	80 73	59	A	UCF	58 67	103	A	Kansas	81 86
17	H	NC State	70 87	38	H	Marquette	63 77	82	H	BYU	55 65	107	H	Pacific	66 68
												126	A	Portland	65 78
												146	H	San Diego	54 72
												166	A	Santa Clara	95 87
												185	H	UC Davis	83 74
												206	A	Wyoming	67 69
												233	A	San Francisco	86 79
												248	H	Pepperdine	85 78
												251	H	LMU (CA)	86 70
												267	H	UC Santa Barbara	64 43
												281	A	Nevada	72 78
												286	N	St. Bonaventure	72 57
												334	H	Cal Poly	84 67
LAST 10 Division I															
107	H	Pacific	66 68	251	H	LMU (CA)	86 70								
82	H	BYU	55 65	248	H	Pepperdine	85 78								
146	H	San Diego	54 72	166	A	Santa Clara	95 87								
126	A	Portland	65 78	233	A	San Francisco	86 79								
10	A	Gonzaga	49 74	286	N	St. Bonaventure	72 57								

Non-Div I Games:

Saint Mary's (CA)

■ Loss,
 ■ Non-Conf,
 ■ S Site,
 ■ Home
 ■ Away
 N Neutral

SOUTH REGION				THROUGH GAMES OF JAN. 15, 1910						
Average RPI Win:	319	WON-LOST	WINNING	LAST 10	STRENGTH OF	OPP. STRENGTH	TEAM	ADJ.	CONF.	ADJ CONF.
Average RPI Loss:	236	RECORD	PCT. RANK	GAMES	SCHEDULE	OF SCHEDULE	RPI	RPI	RPI	RPI
DIV. I ONLY	5- 12	279	2-8	350	332	335	335	24	24	
DIV. I NON-CONF.	3- 6	235	0-2	348	344	334	334	25	25	
TOTALS	RPI 1-25	RPI 26-50	W-L RECORDS	RPI 51-100	RPI 101-150	RPI 150+				
5- 12	0- 0	0- 0	OVERALL	0- 1	0- 1	5- 10				
2- 4	0- 0	0- 0	HOME	0- 0	0- 1	2- 3				
3- 8	0- 0	0- 0	AWAY	0- 1	0- 0	3- 7				
0- 0	0- 0	0- 0	NEUTRAL	0- 0	0- 0	0- 0				
3- 6	0- 0	0- 0	NON-CONFERENCE	0- 0	0- 1	3- 5				
1- 2	0- 0	0- 0	HOME	0- 0	0- 1	1- 1				
2- 4	0- 0	0- 0	AWAY	0- 0	0- 0	2- 4				
0- 0	0- 0	0- 0	NEUTRAL	0- 0	0- 0	0- 0				
2- 6	0- 0	0- 0	CONFERENCE	0- 1	0- 0	2- 5				
1- 2	0- 0	0- 0	HOME	0- 0	0- 0	1- 2				
1- 4	0- 0	0- 0	AWAY	0- 1	0- 0	1- 3				
0- 0	0- 0	0- 0	NEUTRAL	0- 0	0- 0	0- 0				

RPI 1-25				RPI 26-50				RPI 51-100				RPI 101+				Team's RPI: 335	
RPI	S	Opponent	Score	RPI	S	Opponent	Score	RPI	S	Opponent	Score	RPI	S	Opponent	Score		
								67	A	Marist	76	96	143	H	Lehigh	71	80
												219	A	Iona	59	69	
												222	H	Manhattan	52	85	
												231	A	Niagara	89	97	
												235	A	Fairfield	48	67	
												239	A	Howard	80	92	
												260	A	Delaware St.	66	89	
												263	H	Morgan St.	78	77	
												274	A	Wagner	89	90	
												283	H	Monmouth	67	81	
												304	H	Siena	87	83	
												330	A	NJIT	73	76	
												332	H	Fairleigh Dickinson	71	77	
												339	A	Canisius	86	68	
												343	A	Coppin St.	82	57	
												347	A	LIU Brooklyn	89	74	
LAST 10 Division I																	
				339	A	Canisius	86	68	222	H	Manhattan	52	85				
				231	A	Niagara	89	97	304	H	Siena	87	83				
				219	A	Iona	59	69	67	A	Marist	76	96				
				283	H	Monmouth	67	81	143	H	Lehigh	71	80				
				235	A	Fairfield	48	67	332	H	Fairleigh Dickinson	71	77				

Non-Div I Games:

Saint Peter's

Loss, Non-Conf, S Site, H Home A Away N Neutral

Average RPI Win: 253		WON-LOST	WINNING	LAST 10	STRENGTH OF	OPP. STRENGTH	TEAM	ADJ.	CONF.	ADJ CONF.
Average RPI Loss: 156		RECORD	PCT. RANK	GAMES	SCHEDULE	OF SCHEDULE	RPI	RPI	RPI	RPI
DIV. I ONLY		10- 6	103	8-2	319	227	162	162	23	23
DIV. I NON-CONF.		2- 4	235	0	264	179	231	231	20	20
TOTALS	RPI 1-25		RPI 26-50		W-L RECORDS		RPI 51-100		RPI 101-150	RPI 150+
10- 6	0- 0		0- 1		OVERALL		0- 1		1- 1	9- 3
4- 1	0- 0		0- 0		HOME		0- 1		1- 0	3- 0
6- 5	0- 0		0- 1		AWAY		0- 0		0- 1	6- 3
0- 0	0- 0		0- 0		NEUTRAL		0- 0		0- 0	0- 0
2- 4	0- 0		0- 1		NON-CONFERENCE		0- 0		1- 0	1- 3
1- 0	0- 0		0- 0		HOME		0- 0		1- 0	0- 0
1- 4	0- 0		0- 1		AWAY		0- 0		0- 0	1- 3
0- 0	0- 0		0- 0		NEUTRAL		0- 0		0- 0	0- 0
8- 2	0- 0		0- 0		CONFERENCE		0- 1		0- 1	8- 0
3- 1	0- 0		0- 0		HOME		0- 1		0- 0	3- 0
5- 1	0- 0		0- 0		AWAY		0- 0		0- 1	5- 0
0- 0	0- 0		0- 0		NEUTRAL		0- 0		0- 0	0- 0

RPI 1-25				RPI 26-50				RPI 51-100				RPI 101+ Team's RPI: 162			
RPI	S	Opponent	Score	RPI	S	Opponent	Score	RPI	S	Opponent	Score	RPI	S	Opponent	Score
				47	A	Oklahoma	71 95					125	A	A&M-Corpus Christi	54 57
								79	H	Abilene Christian	73 81	132	H	Louisiana	77 73
												154	A	Texas Tech	57 99
												155	A	New Orleans	78 46
												215	H	Lamar University	68 47
												217	A	Central Ark.	72 54
												229	A	Southeastern La.	84 69
												253	A	Oral Roberts	41 64
												276	A	Ole Miss	69 75
												293	H	Nicholls St.	87 71
												303	A	UTSA	81 77
												317	A	Houston Baptist	97 69
												328	H	McNeese	92 59
												342	A	Northwestern St.	79 69
LAST 10 Division I															
				125	A	A&M-Corpus Christi	54 57	229	A	Southeastern La.	84 69				
				79	H	Abilene Christian	73 81	293	H	Nicholls St.	87 71				
				317	A	Houston Baptist	97 69	328	H	McNeese	92 59				
				215	H	Lamar University	68 47	155	A	New Orleans	78 46				
				217	A	Central Ark.	72 54	342	A	Northwestern St.	79 69				

Sam Houston St.

Average RPI Win: 263	WON-LOST	WINNING	LAST 10	STRENGTH OF	OPP. STRENGTH	TEAM	ADJ.	CONF.	ADJ CONF.
Average RPI Loss: 102	RECORD	PCT. RANK	GAMES	SCHEDULE	OF SCHEDULE	RPI	RPI	RPI	RPI
DIV. I ONLY	8- 11	219	6-4	125	201	164	164	25	25
DIV. I NON-CONF.	4- 10	259	2-3	56	210	154	154	22	22
TOTALS	RPI 1-25	RPI 26-50	W-L RECORDS	RPI 51-100	RPI 101-150	RPI 150+			
8- 11	0- 2	0- 1	OVERALL	0- 2	0- 4	8- 2			
3- 3	0- 0	0- 1	HOME	0- 1	0- 1	3- 0			
4- 8	0- 2	0- 0	AWAY	0- 1	0- 3	4- 2			
1- 0	0- 0	0- 0	NEUTRAL	0- 0	0- 0	1- 0			
4- 10	0- 2	0- 1	NON-CONFERENCE	0- 2	0- 4	4- 1			
0- 3	0- 0	0- 1	HOME	0- 1	0- 1	0- 0			
3- 7	0- 2	0- 0	AWAY	0- 1	0- 3	3- 1			
1- 0	0- 0	0- 0	NEUTRAL	0- 0	0- 0	1- 0			
4- 1	0- 0	0- 0	CONFERENCE	0- 0	0- 0	4- 1			
3- 0	0- 0	0- 0	HOME	0- 0	0- 0	3- 0			
1- 1	0- 0	0- 0	AWAY	0- 0	0- 0	1- 1			
0- 0	0- 0	0- 0	NEUTRAL	0- 0	0- 0	0- 0			

RPI 1-25				RPI 26-50				RPI 51-100				RPI 101+ Team's RPI: 164			
RPI	S	Opponent	Score	RPI	S	Opponent	Score	RPI	S	Opponent	Score	RPI	S	Opponent	Score
16	A	Florida St.	59 88	29	H	Western Ky.	84 88	65	H	Troy	65 74	117	A	UAB	69 76
21	A	Kentucky	49 79					87	A	UT Martin	75 80	124	A	Fordham	37 68
												131	A	Florida	48 84
												141	H	Tennessee Tech	57 72
												169	A	North Ala.	79 63
												173	A	Furman	69 77
												213	A	Kennesaw St.	55 60
												223	A	Murray St.	84 56
												234	H	Chattanooga	60 46
												240	H	ETSU	68 34
												285	A	Wofford	74 58
												302	N	Hofstra	65 45
												323	H	Mercer	72 64
												327	A	Alabama St.	83 48
LAST 10 Division I															
240	H	ETSU	68 34	302	N	Hofstra	65 45								
234	H	Chattanooga	60 46	124	A	Fordham	37 68								
323	H	Mercer	72 64	223	A	Murray St.	84 56								
173	A	Furman	69 77	29	H	Western Ky.	84 88								
285	A	Wofford	74 58	21	A	Kentucky	49 79								

Non-Div I Games: Montevallo 81 60

Samford

■ Loss,
 ■ Non-Conf,
 ■ S Site,
 ■ H Home
 ■ A Away
 N Neutral

San Diego

Through Games Of Jan. 29, 2020

Average RPI Win:	212	WON-LOST	WINNING	LAST 10	STRENGTH OF	OPP. STRENGTH	TEAM	ADJ.	CONF.	ADJ CONF.
Average RPI Loss:	133	RECORD	PCT. RANK	GAMES	SCHEDULE	OF SCHEDULE	RPI	RPI	RPI	RPI
DIV. I ONLY	11- 8	132	7-3	145	176	146	146	11	11	
DIV. I NON-CONF.	5- 5	164	1-0	182	316	216	216	11	11	
TOTALS	RPI 1-25	RPI 26-50	W-L RECORDS	RPI 51-100	RPI 101-150	RPI 150+				
11- 8	0- 1	0- 0	OVERALL	0- 2	2- 2	9- 3				
6- 5	0- 1	0- 0	HOME	0- 1	1- 1	5- 2				
5- 3	0- 0	0- 0	AWAY	0- 1	1- 1	4- 1				
0- 0	0- 0	0- 0	NEUTRAL	0- 0	0- 0	0- 0				
5- 5	0- 0	0- 0	NON-CONFERENCE	0- 1	0- 2	5- 2				
3- 4	0- 0	0- 0	HOME	0- 1	0- 1	3- 2				
2- 1	0- 0	0- 0	AWAY	0- 0	0- 1	2- 0				
0- 0	0- 0	0- 0	NEUTRAL	0- 0	0- 0	0- 0				
6- 3	0- 1	0- 0	CONFERENCE	0- 1	2- 0	4- 1				
3- 1	0- 1	0- 0	HOME	0- 0	1- 0	2- 0				
3- 2	0- 0	0- 0	AWAY	0- 1	1- 0	2- 1				
0- 0	0- 0	0- 0	NEUTRAL	0- 0	0- 0	0- 0				

RPI	S	Opponent	Score	RPI	S	Opponent	Score	RPI	S	Opponent	Score	RPI	S	Opponent	Score
10	H	Gonzaga	42 57					82	A	BYU	36 52	107	A	Pacific	66 64
								97	H	Idaho	32 65	108	H	Washington	47 65
												126	H	Portland	74 55
												128	A	San Jose St.	82 88
												154	H	Texas Tech	60 64
												166	H	Santa Clara	50 47
												174	H	Towson	81 67
												176	A	Saint Mary's (CA)	72 54
												233	H	San Francisco	54 50
												238	H	Cal St. Fullerton	67 72
												248	A	Pepperdine	57 73
												249	H	CSUN	59 40
												251	A	LMU (CA)	67 59
												256	A	San Diego St.	70 47
												283	H	Monmouth	57 49
												308	A	Air Force	70 59
LAST 10 Division I															
233	H	San Francisco	54 50	10	H	Gonzaga	42 57	126	H	Portland	74 55	251	A	LMU (CA)	67 59
166	H	Santa Clara	50 47	248	A	Pepperdine	57 73	249	H	CSUN	59 40				
107	A	Pacific	66 64												
176	A	Saint Mary's (CA)	72 54												
82	A	BYU	36 52												

Non-Div I Games: Biola 81 28

San Diego

Loss, Non-Conf, S Site, H Home A Away N Neutral

Average RPI Win:	241	WON-LOST	WINNING	LAST 10	STRENGTH OF	OPP. STRENGTH	TEAM	ADJ.	CONF.	ADJ CONF.
Average RPI Loss:	181	RECORD	PCT. RANK	GAMES	SCHEDULE	OF SCHEDULE	RPI	RPI	RPI	RPI
DIV. I ONLY	9- 13	232	4-6	190	290	256	256	17	17	
DIV. I NON-CONF.	4- 7	225	0-1	282	320	302	302	23	23	
TOTALS	RPI 1-25	RPI 26-50	W-L RECORDS	RPI 51-100	RPI 101-150	RPI 150+				
9- 13	0- 0	0- 0	OVERALL	0- 2	0- 4	9- 7				
7- 6	0- 0	0- 0	HOME	0- 1	0- 2	7- 3				
2- 7	0- 0	0- 0	AWAY	0- 1	0- 2	2- 4				
0- 0	0- 0	0- 0	NEUTRAL	0- 0	0- 0	0- 0				
4- 7	0- 0	0- 0	NON-CONFERENCE	0- 0	0- 2	4- 5				
2- 5	0- 0	0- 0	HOME	0- 0	0- 2	2- 3				
2- 2	0- 0	0- 0	AWAY	0- 0	0- 0	2- 2				
0- 0	0- 0	0- 0	NEUTRAL	0- 0	0- 0	0- 0				
5- 6	0- 0	0- 0	CONFERENCE	0- 2	0- 2	5- 2				
5- 1	0- 0	0- 0	HOME	0- 1	0- 0	5- 0				
0- 5	0- 0	0- 0	AWAY	0- 1	0- 2	0- 2				
0- 0	0- 0	0- 0	NEUTRAL	0- 0	0- 0	0- 0				

RPI S	Opponent	Score	RPI S	Opponent	Score	RPI S	Opponent	Score	RPI S	Opponent	Score	Team's RPI: 256
						81	A Fresno St.	54 79	113	A Boise St.	72 86	
						81	H Fresno St.	60 65	127	H California	48 74	
									128	A San Jose St.	67 84	
									146	H San Diego	47 70	
									174	H Towson	80 72	
									184	A Hawaii	58 61	
									188	H UNLV	48 39	
									189	H New Mexico	75 74	
									206	A Wyoming	67 81	
									206	H Wyoming	67 60	
									211	H Arkansas St.	62 71	
									238	H Cal St. Fullerton	55 45	
									249	H CSUN	69 74	
									267	A UC Santa Barbara	52 64	
									269	H Colorado St.	59 49	
									275	H Alabama A&M	53 61	
									281	A Nevada	69 70	
									288	H Utah St.	66 62	
									294	A California Baptist	80 68	
									324	A Incarnate Word	57 48	
LAST 10 Division I												
			189	H New Mexico	75 74		113	A Boise St.	72 86			
			188	H UNLV	48 39		206	H Wyoming	67 60			
			206	A Wyoming	67 81		288	H Utah St.	66 62			
			281	A Nevada	69 70		81	A Fresno St.	54 79			
			81	H Fresno St.	60 65		249	H CSUN	69 74			

Non-Div I Games: Westcliff 77 56

San Diego St.

San Francisco

Through Games Of Jan. 29, 2020

Average RPI Win:	239	WON-LOST	WINNING	LAST 10	STRENGTH OF	OPP. STRENGTH	TEAM	ADJ.	CONF.	ADJ CONF.
Average RPI Loss:	123	RECORD	PCT. RANK	GAMES	SCHEDULE	OF SCHEDULE	RPI	RPI	RPI	RPI
DIV. I ONLY	7- 14	260	1-9	130	129	233	233	11	11	
DIV. I NON-CONF.	7- 5	131	1-0	144	198	128	128	11	11	
TOTALS	RPI 1-25	RPI 26-50	W-L RECORDS	RPI 51-100	RPI 101-150	RPI 150+				
7- 14	0- 3	0- 0	OVERALL	0- 2	0- 4	7- 5				
3- 7	0- 2	0- 0	HOME	0- 1	0- 2	3- 2				
1- 6	0- 0	0- 0	AWAY	0- 1	0- 2	1- 3				
3- 1	0- 1	0- 0	NEUTRAL	0- 0	0- 0	3- 0				
7- 5	0- 2	0- 0	NON-CONFERENCE	0- 1	0- 1	7- 1				
3- 2	0- 1	0- 0	HOME	0- 1	0- 0	3- 0				
1- 2	0- 0	0- 0	AWAY	0- 0	0- 1	1- 1				
3- 1	0- 1	0- 0	NEUTRAL	0- 0	0- 0	3- 0				
0- 9	0- 1	0- 0	CONFERENCE	0- 1	0- 3	0- 4				
0- 5	0- 1	0- 0	HOME	0- 0	0- 2	0- 2				
0- 4	0- 0	0- 0	AWAY	0- 1	0- 1	0- 2				
0- 0	0- 0	0- 0	NEUTRAL	0- 0	0- 0	0- 0				

RPI 1-25				RPI 26-50				RPI 51-100				RPI 101+ Team's RPI: 233			
RPI	S	Opponent	Score	RPI	S	Opponent	Score	RPI	S	Opponent	Score	RPI	S	Opponent	Score
4	H	Stanford	71 97					82	A	BYU	44 57	107	H	Pacific	61 84
10	H	Gonzaga	46 69					97	H	Idaho	60 66	108	A	Washington	54 73
11	N	Mississippi St.	38 73									126	H	Portland	66 73
												146	A	San Diego	50 54
												160	N	Houston	80 57
												166	H	Santa Clara	72 80
												176	H	Saint Mary's (CA)	79 86
												185	A	UC Davis	67 79
												199	N	Bowling Green	64 56
												210	A	Northern Colo.	90 83
												238	H	Cal St. Fullerton	71 63
												248	A	Pepperdine	70 82
												249	H	CSUN	79 61
												251	A	LMU (CA)	69 76
												300	N	UC Irvine	68 61
												320	H	Sacramento St.	87 82
LAST 10 Division I															
146	A	San Diego	50 54	251	A	LMU (CA)	69 76								
82	A	BYU	44 57	166	H	Santa Clara	72 80								
10	H	Gonzaga	46 69	107	H	Pacific	61 84								
126	H	Portland	66 73	176	H	Saint Mary's (CA)	79 86								
248	A	Pepperdine	70 82	300	N	UC Irvine	68 61								

Non-Div I Games:

San Francisco

■ Loss,
 ■ Non-Conf,
 ■ S Site,
 ■ Home
 ■ Away
 N Neutral

Average RPI Win:	228	WON-LOST	WINNING	LAST 10	STRENGTH OF	OPP. STRENGTH	TEAM	ADJ.	CONF.	ADJ CONF.
Average RPI Loss:	164	RECORD	PCT. RANK	GAMES	SCHEDULE	OF SCHEDULE	RPI	RPI	RPI	RPI
DIV. I ONLY	14- 6	60	7-3	267	180	128	128	17	17	
DIV. I NON-CONF.	5- 5	164	0-2	308	169	246	246	23	23	
TOTALS	RPI 1-25	RPI 26-50	W-L RECORDS	RPI 51-100	RPI 101-150	RPI 150+				
14- 6	0- 0	0- 0	OVERALL	1- 2	2- 0	11- 4				
8- 1	0- 0	0- 0	HOME	1- 1	2- 0	5- 0				
6- 3	0- 0	0- 0	AWAY	0- 0	0- 0	6- 3				
0- 2	0- 0	0- 0	NEUTRAL	0- 1	0- 0	0- 1				
5- 5	0- 0	0- 0	NON-CONFERENCE	1- 1	1- 0	3- 4				
4- 0	0- 0	0- 0	HOME	1- 0	1- 0	2- 0				
1- 3	0- 0	0- 0	AWAY	0- 0	0- 0	1- 3				
0- 2	0- 0	0- 0	NEUTRAL	0- 1	0- 0	0- 1				
9- 1	0- 0	0- 0	CONFERENCE	0- 1	1- 0	8- 0				
4- 1	0- 0	0- 0	HOME	0- 1	1- 0	3- 0				
5- 0	0- 0	0- 0	AWAY	0- 0	0- 0	5- 0				
0- 0	0- 0	0- 0	NEUTRAL	0- 0	0- 0	0- 0				

RPI 1-25			RPI 26-50			RPI 51-100			RPI 101+ Team's RPI: 128		
RPI	S	Opponent	Score	RPI	S	Opponent	Score	RPI	S	Opponent	Score
								77	H	Buffalo	95 88
								81	H	Fresno St.	76 85
								82	N	BYU	56 75
								113	H	Boise St.	74 61
								146	H	San Diego	88 82
								157	A	CSU Bakersfield	71 75
								166	A	Santa Clara	81 89
								188	H	UNLV	62 60
								189	A	New Mexico	81 80
								189	H	New Mexico	89 85
								195	N	Northern Ariz.	64 67
								256	H	San Diego St.	84 67
								267	A	UC Santa Barbara	73 70
								269	A	Colorado St.	58 53
								281	A	Nevada	72 70
								288	A	Utah St.	76 61
								296	H	Eastern Wash.	84 66
								300	A	UC Irvine	77 79
								308	A	Air Force	68 60
								320	H	Sacramento St.	73 67
LAST 10 Division I											
								113	H	Boise St.	74 61
								281	A	Nevada	72 70
								308	A	Air Force	68 60
								81	H	Fresno St.	76 85
								189	A	New Mexico	81 80
								189	H	New Mexico	89 85
								195	N	Northern Ariz.	64 67
								269	A	Colorado St.	58 53
								82	N	BYU	56 75

Non-Div I Games: La Verne 128 62

San Jose St.

Santa Clara

Through Games Of Jan. 29, 2020

Average RPI Win:	169	WON-LOST	WINNING	LAST 10	STRENGTH OF	OPP. STRENGTH	TEAM	ADJ.	CONF.	ADJ CONF.
Average RPI Loss:	142	RECORD	PCT. RANK	GAMES	SCHEDULE	OF SCHEDULE	RPI	RPI	RPI	RPI
DIV. I ONLY	7- 12	249	3-7	74	137	166	166	11	11	
DIV. I NON-CONF.	5- 5	164	1-0	55	211	94	94	11	11	
TOTALS	RPI 1-25	RPI 26-50	W-L RECORDS	RPI 51-100	RPI 101-150	RPI 150+				
7- 12	0- 2	0- 1	OVERALL	1- 1	2- 3	4- 5				
3- 4	0- 1	0- 0	HOME	1- 0	2- 1	0- 2				
3- 7	0- 1	0- 1	AWAY	0- 1	0- 2	3- 2				
1- 1	0- 0	0- 0	NEUTRAL	0- 0	0- 0	1- 1				
5- 5	0- 1	0- 1	NON-CONFERENCE	1- 0	1- 1	3- 2				
2- 1	0- 0	0- 0	HOME	1- 0	1- 0	0- 1				
2- 3	0- 1	0- 1	AWAY	0- 0	0- 1	2- 0				
1- 1	0- 0	0- 0	NEUTRAL	0- 0	0- 0	1- 1				
2- 7	0- 1	0- 0	CONFERENCE	0- 1	1- 2	1- 3				
1- 3	0- 1	0- 0	HOME	0- 0	1- 1	0- 1				
1- 4	0- 0	0- 0	AWAY	0- 1	0- 1	1- 2				
0- 0	0- 0	0- 0	NEUTRAL	0- 0	0- 0	0- 0				

RPI 1-25				RPI 26-50				RPI 51-100				RPI 101+ Team's RPI: 166			
RPI	S	Opponent	Score	RPI	S	Opponent	Score	RPI	S	Opponent	Score	RPI	S	Opponent	Score
10	H	Gonzaga	52 67	33	A	Arizona	52 65	81	H	Fresno St.	90 66	107	H	Pacific	75 65
14	A	Missouri St.	64 71					82	A	BYU	48 71	126	H	Portland	77 80
												127	A	California	65 69
												128	H	San Jose St.	89 81
												146	A	San Diego	47 50
												176	H	Saint Mary's (CA)	87 95
												185	A	UC Davis	62 61
												197	N	Montana	68 58
												230	N	Delaware	80 81
												233	A	San Francisco	80 72
												248	A	Pepperdine	71 79
												249	A	CSUN	76 55
												251	A	LMU (CA)	59 75
												262	H	Long Beach St.	46 54
LAST 10 Division I															
				82	A	BYU	48 71	248	A	Pepperdine	71 79				
				146	A	San Diego	47 50	233	A	San Francisco	80 72				
				126	H	Portland	77 80	176	H	Saint Mary's (CA)	87 95				
				10	H	Gonzaga	52 67	107	H	Pacific	75 65				
				251	A	LMU (CA)	59 75	81	H	Fresno St.	90 66				

Non-Div I Games: UC Santa Cruz 109 51

Santa Clara

Loss, Non-Conf, S Site, H Home A Away N Neutral

Average RPI Win:	284	WON-LOST	WINNING	LAST 10	STRENGTH OF	OPP. STRENGTH	TEAM	ADJ.	CONF.	ADJ CONF.
Average RPI Loss:	228	RECORD	PCT. RANK	GAMES	SCHEDULE	OF SCHEDULE	RPI	RPI	RPI	RPI
DIV. I ONLY	5- 12	279	4-6	335	342	331	331	32	32	
DIV. I NON-CONF.	3- 7	252	2-1	299	331	311	311	32	32	
TOTALS	RPI 1-25	RPI 26-50	W-L RECORDS	RPI 51-100	RPI 101-150	RPI 150+				
5- 12	0- 0	0- 0	OVERALL	0- 1	0- 2	5- 9				
4- 4	0- 0	0- 0	HOME	0- 1	0- 1	4- 2				
1- 8	0- 0	0- 0	AWAY	0- 0	0- 1	1- 7				
0- 0	0- 0	0- 0	NEUTRAL	0- 0	0- 0	0- 0				
3- 7	0- 0	0- 0	NON-CONFERENCE	0- 1	0- 2	3- 4				
2- 2	0- 0	0- 0	HOME	0- 1	0- 1	2- 0				
1- 5	0- 0	0- 0	AWAY	0- 0	0- 1	1- 4				
0- 0	0- 0	0- 0	NEUTRAL	0- 0	0- 0	0- 0				
2- 5	0- 0	0- 0	CONFERENCE	0- 0	0- 0	2- 5				
2- 2	0- 0	0- 0	HOME	0- 0	0- 0	2- 2				
0- 3	0- 0	0- 0	AWAY	0- 0	0- 0	0- 3				
0- 0	0- 0	0- 0	NEUTRAL	0- 0	0- 0	0- 0				

RPI 1-25				RPI 26-50				RPI 51-100				RPI 101+				Team's RPI: 331
RPI	S	Opponent	Score	RPI	S	Opponent	Score	RPI	S	Opponent	Score	RPI	S	Opponent	Score	
								97	H	Idaho	84 90	108	A	Washington	46 78	
												118	H	Montana St.	65 73	
												157	H	CSU Bakersfield	63 57	
												195	A	Northern Ariz.	80 88	
												227	H	UMKC	65 76	
												238	A	Cal St. Fullerton	63 81	
												254	H	Grand Canyon	48 56	
												257	A	Idaho St.	48 73	
												262	H	Long Beach St.	66 54	
												288	A	Utah St.	63 70	
												312	A	New Mexico St.	65 83	
												316	A	UTRGV	81 85	
												320	H	Sacramento St.	88 84	
												329	A	Utah Valley	58 70	
												334	A	Cal Poly	72 49	
												348	H	Chicago St.	80 51	
LAST 10 Division I																
				157	H	CSU Bakersfield	63 57					348	H	Chicago St.	80 51	
				254	H	Grand Canyon	48 56					227	H	UMKC	65 76	
				312	A	New Mexico St.	65 83					238	A	Cal St. Fullerton	63 81	
				316	A	UTRGV	81 85					334	A	Cal Poly	72 49	
				329	A	Utah Valley	58 70					262	H	Long Beach St.	66 54	

Non-Div I Games: Warner Pacific 89 47 Saint Martin's 91 81 Central Wash. 75 65

Seattle U

Average RPI Win: 168	WON-LOST	WINNING	LAST 10	STRENGTH OF	OPP. STRENGTH	TEAM	ADJ.	CONF.	ADJ CONF.
Average RPI Loss: 52	RECORD	PCT. RANK	GAMES	SCHEDULE	OF SCHEDULE	RPI	RPI	RPI	RPI
DIV. I ONLY	12- 8	114	6-4	43	67	76	76	6	6
DIV. I NON-CONF.	7- 4	100	1-0	35	112	62	62	6	6
TOTALS	RPI 1-25	RPI 26-50	W-L RECORDS	RPI 51-100	RPI 101-150	RPI 150+			
12- 8	0- 3	1- 2	OVERALL	2- 2	2- 1	7- 0			
7- 4	0- 2	1- 1	HOME	0- 1	2- 0	4- 0			
3- 3	0- 1	0- 1	AWAY	1- 0	0- 1	2- 0			
2- 1	0- 0	0- 0	NEUTRAL	1- 1	0- 0	1- 0			
7- 4	0- 2	0- 0	NON-CONFERENCE	1- 1	1- 1	5- 0			
4- 2	0- 2	0- 0	HOME	0- 0	1- 0	3- 0			
1- 1	0- 0	0- 0	AWAY	0- 0	0- 1	1- 0			
2- 1	0- 0	0- 0	NEUTRAL	1- 1	0- 0	1- 0			
5- 4	0- 1	1- 2	CONFERENCE	1- 1	1- 0	2- 0			
3- 2	0- 0	1- 1	HOME	0- 1	1- 0	1- 0			
2- 2	0- 1	0- 1	AWAY	1- 0	0- 0	1- 0			
0- 0	0- 0	0- 0	NEUTRAL	0- 0	0- 0	0- 0			

RPI 1-25				RPI 26-50				RPI 51-100				RPI 101+			
RPI	S	Opponent	Score	RPI	S	Opponent	Score	RPI	S	Opponent	Score	RPI	S	Opponent	Score
8	H	UConn	78 92	38	A	Marquette	60 81	56	N	Georgia Tech	54 79	106	H	VCU	53 33
19	A	DePaul	68 85	39	H	Creighton	82 70	85	N	Vanderbilt	69 65	139	H	Providence	97 55
22	H	Princeton	76 78	42	H	St. John's (NY)	66 82	88	H	Villanova	55 61	143	A	Lehigh	68 75
								92	A	Butler	67 62	181	H	Lafayette	74 50
												201	N	Saint Joseph's	55 39
												219	A	Iona	89 37
												220	H	Georgetown	79 60
												226	A	Xavier	83 61
												235	H	Fairfield	74 44
												268	H	Sacred Heart	95 69
LAST 10 Division I															
				42	H	St. John's (NY)	66 82	220	H	Georgetown	79 60				
				139	H	Providence	97 55	88	H	Villanova	55 61				
				39	H	Creighton	82 70	226	A	Xavier	83 61				
				38	A	Marquette	60 81	92	A	Butler	67 62				
				19	A	DePaul	68 85	181	H	Lafayette	74 50				

Non-Div I Games:

Seton Hall

Average RPI Win: 300		WON-LOST	WINNING	LAST 10	STRENGTH OF	OPP. STRENGTH	TEAM	ADJ.	CONF.	ADJ CONF.
Average RPI Loss: 190		RECORD	PCT. RANK	GAMES	SCHEDULE	OF SCHEDULE	RPI	RPI	RPI	RPI
DIV. I ONLY		4- 13	299	2-8	203	348	304	304	24	24
DIV. I NON-CONF.		2- 7	288	0-2	96	349	286	286	25	25
TOTALS	RPI 1-25		RPI 26-50		W-L RECORDS		RPI 51-100		RPI 101-150	RPI 150+
4- 13	0- 0		0- 0		OVERALL		0- 2		0- 3	4- 8
3- 4	0- 0		0- 0		HOME		0- 0		0- 0	3- 4
1- 9	0- 0		0- 0		AWAY		0- 2		0- 3	1- 4
0- 0	0- 0		0- 0		NEUTRAL		0- 0		0- 0	0- 0
2- 7	0- 0		0- 0		NON-CONFERENCE		0- 1		0- 3	2- 3
2- 1	0- 0		0- 0		HOME		0- 0		0- 0	2- 1
0- 6	0- 0		0- 0		AWAY		0- 1		0- 3	0- 2
0- 0	0- 0		0- 0		NEUTRAL		0- 0		0- 0	0- 0
2- 6	0- 0		0- 0		CONFERENCE		0- 1		0- 0	2- 5
1- 3	0- 0		0- 0		HOME		0- 0		0- 0	1- 3
1- 3	0- 0		0- 0		AWAY		0- 1		0- 0	1- 2
0- 0	0- 0		0- 0		NEUTRAL		0- 0		0- 0	0- 0

RPI 1-25				RPI 26-50				RPI 51-100				RPI 101+ Team's RPI: 304					
RPI	S	Opponent	Score	RPI	S	Opponent	Score	RPI	S	Opponent	Score	RPI	S	Opponent	Score		
								84	A	Rider	66	70	116	A	Penn	44	92
								95	A	Colgate	51	88	142	A	Massachusetts	55	61
													144	A	Harvard	51	68
													168	A	Fla. Atlantic	39	83
													183	H	Quinnipiac	52	66
													186	H	Binghamton	62	89
													222	H	Manhattan	50	80
													231	A	Niagara	61	68
													235	H	Fairfield	35	65
													268	H	Sacred Heart	68	57
													283	H	Monmouth	51	39
													309	H	Albany (NY)	52	46
													332	A	Fairleigh Dickinson	58	67
													335	A	Saint Peter's	83	87
													339	A	Canisius	68	63
LAST 10 Division I																	
				283	H	Monmouth	51	39	335	A	Saint Peter's	83	87				
				84	A	Rider	66	70	183	H	Quinnipiac	52	66				
				222	H	Manhattan	50	80	235	H	Fairfield	35	65				
				339	A	Canisius	68	63	332	A	Fairleigh Dickinson	58	67				
				231	A	Niagara	61	68	142	A	Massachusetts	55	61				

Non-Div I Games:

Siena

Loss, Non-Conf, S Site, H Home A Away N Neutral

South Alabama

Through Games Of Jan. 29, 2020

Average RPI Win:	264	WON-LOST	WINNING	LAST 10	STRENGTH OF	OPP. STRENGTH	TEAM	ADJ.	CONF.	ADJ CONF.
Average RPI Loss:	134	RECORD	PCT. RANK	GAMES	SCHEDULE	OF SCHEDULE	RPI	RPI	RPI	RPI
DIV. I ONLY	8- 10	208	5-5	264	171	261	261	22	22	
DIV. I NON-CONF.	3- 7	252	0-2	228	69	279	279	21	21	
TOTALS	RPI 1-25	RPI 26-50	W-L RECORDS	RPI 51-100	RPI 101-150	RPI 150+				
8- 10	0- 0	0- 1	OVERALL	0- 2	2- 4	6- 3				
5- 6	0- 0	0- 1	HOME	0- 2	1- 2	4- 1				
3- 4	0- 0	0- 0	AWAY	0- 0	1- 2	2- 2				
0- 0	0- 0	0- 0	NEUTRAL	0- 0	0- 0	0- 0				
3- 7	0- 0	0- 1	NON-CONFERENCE	0- 1	2- 2	1- 3				
2- 4	0- 0	0- 1	HOME	0- 1	1- 1	1- 1				
1- 3	0- 0	0- 0	AWAY	0- 0	1- 1	0- 2				
0- 0	0- 0	0- 0	NEUTRAL	0- 0	0- 0	0- 0				
5- 3	0- 0	0- 0	CONFERENCE	0- 1	0- 2	5- 0				
3- 2	0- 0	0- 0	HOME	0- 1	0- 1	3- 0				
2- 1	0- 0	0- 0	AWAY	0- 0	0- 1	2- 0				
0- 0	0- 0	0- 0	NEUTRAL	0- 0	0- 0	0- 0				

RPI S	Opponent	Score	RPI S	Opponent	Score	RPI S	Opponent	Score	RPI S	Opponent	Score	Team's RPI: 261
36	H Rutgers	56 77	62	H Alabama	62 74	117	A UAB	61 77				
			99	H UT Arlington	45 68	122	A Tulane	62 53				
						123	H Coastal Caro.	62 71				
						125	H A&M-Corpus Christi	83 82				
						132	A Louisiana	68 73				
						138	H Auburn	62 82				
						192	H Miami (OH)	73 76				
						198	A Southern Miss.	55 62				
						240	A ETSU	60 65				
						279	H Appalachian St.	81 66				
						290	A Ga. Southern	71 65				
						292	H Texas St.	78 76				
						322	A Georgia St.	81 64				
						338	H Tennessee St.	70 48				
						346	H La.-Monroe	72 63				
LAST 10 Division I												
292	H Texas St.	78 76	132	A Louisiana	68 73							
99	H UT Arlington	45 68	123	H Coastal Caro.	62 71							
290	A Ga. Southern	71 65	279	H Appalachian St.	81 66							
322	A Georgia St.	81 64	240	A ETSU	60 65							
346	H La.-Monroe	72 63	198	A Southern Miss.	55 62							

Non-Div I Games: William Carey 68 52 Mobile 103 59

South Alabama

Loss, Non-Conf, S Site, H Home A Away N Neutral

South Carolina

Through Games Of Jan. 29, 2020

Average RPI Win:	100	WON-LOST	WINNING	LAST 10	STRENGTH OF	OPP. STRENGTH	TEAM	ADJ.	CONF.	ADJ CONF.
Average RPI Loss:	12	RECORD	PCT. RANK	GAMES	SCHEDULE	OF SCHEDULE	RPI	RPI	RPI	RPI
DIV. I ONLY	19- 1	3	10-0	14	3	1	1	4	4	
DIV. I NON-CONF.	12- 1	9	3-0	48	7	7	7	5	5	
TOTALS	RPI 1-25	RPI 26-50	W-L RECORDS	RPI 51-100	RPI 101-150	RPI 150+				
19- 1	4- 1	3- 0	OVERALL	7- 0	1- 0	4- 0				
9- 0	2- 0	3- 0	HOME	1- 0	0- 0	3- 0				
8- 0	1- 0	0- 0	AWAY	5- 0	1- 0	1- 0				
2- 1	1- 1	0- 0	NEUTRAL	1- 0	0- 0	0- 0				
12- 1	2- 1	2- 0	NON-CONFERENCE	4- 0	0- 0	4- 0				
6- 0	0- 0	2- 0	HOME	1- 0	0- 0	3- 0				
4- 0	1- 0	0- 0	AWAY	2- 0	0- 0	1- 0				
2- 1	1- 1	0- 0	NEUTRAL	1- 0	0- 0	0- 0				
7- 0	2- 0	1- 0	CONFERENCE	3- 0	1- 0	0- 0				
3- 0	2- 0	1- 0	HOME	0- 0	0- 0	0- 0				
4- 0	0- 0	0- 0	AWAY	3- 0	1- 0	0- 0				
0- 0	0- 0	0- 0	NEUTRAL	0- 0	0- 0	0- 0				

RPI 1-25				RPI 26-50				RPI 51-100				RPI 101+			
RPI	S	Opponent	Score	RPI	S	Opponent	Score	RPI	S	Opponent	Score	RPI	S	Opponent	Score
7	N	Baylor	74 59	27	H	Purdue	85 49	52	H	South Dakota	73 60	147	A	Missouri	78 45
9	A	Maryland	63 54	37	H	Duke	89 46	53	A	Temple	78 71	171	A	Clemson	84 48
11	H	Mississippi St.	81 79	46	H	Arkansas	91 82	62	A	Alabama	93 78	279	H	Appalachian St.	92 50
12	N	Indiana	57 71					69	A	Georgia	88 53	327	H	Alabama St.	103 43
21	H	Kentucky	99 72					80	A	Dayton	75 49	340	H	USC Upstate	112 32
								85	A	Vanderbilt	93 57				
								86	N	Washington St.	68 53				
LAST 10 Division I															
69	A	Georgia	88 53	62	A	Alabama	93 78								
11	H	Mississippi St.	81 79	21	H	Kentucky	99 72								
147	A	Missouri	78 45	52	H	South Dakota	73 60								
85	A	Vanderbilt	93 57	37	H	Duke	89 46								
46	H	Arkansas	91 82	27	H	Purdue	85 49								

Non-Div I Games:

South Carolina

Loss, Non-Conf, S Site, H Home A Away N Neutral

Average RPI Win:	337	WON-LOST	WINNING	LAST 10	STRENGTH OF	OPP. STRENGTH	TEAM	ADJ.	CONF.	ADJ CONF.
Average RPI Loss:	241	RECORD	PCT. RANK	GAMES	SCHEDULE	OF SCHEDULE	RPI	RPI	RPI	RPI
DIV. I ONLY	3- 17	330	2-8	346	347	349	349	30	30	
DIV. I NON-CONF.	1- 12	335	0-3	333	345	347	347	31	31	
TOTALS	RPI 1-25	RPI 26-50	W-L RECORDS	RPI 51-100	RPI 101-150	RPI 150+				
3- 17	0- 0	0- 0	OVERALL	0- 0	0- 1	3- 16				
1- 7	0- 0	0- 0	HOME	0- 0	0- 0	1- 7				
2- 9	0- 0	0- 0	AWAY	0- 0	0- 1	2- 8				
0- 1	0- 0	0- 0	NEUTRAL	0- 0	0- 0	0- 1				
1- 12	0- 0	0- 0	NON-CONFERENCE	0- 0	0- 1	1- 11				
0- 5	0- 0	0- 0	HOME	0- 0	0- 0	0- 5				
1- 6	0- 0	0- 0	AWAY	0- 0	0- 1	1- 5				
0- 1	0- 0	0- 0	NEUTRAL	0- 0	0- 0	0- 1				
2- 5	0- 0	0- 0	CONFERENCE	0- 0	0- 0	2- 5				
1- 2	0- 0	0- 0	HOME	0- 0	0- 0	1- 2				
1- 3	0- 0	0- 0	AWAY	0- 0	0- 0	1- 3				
0- 0	0- 0	0- 0	NEUTRAL	0- 0	0- 0	0- 0				

RPI 1-25				RPI 26-50				RPI 51-100				RPI 101+				Team's RPI: 349	
RPI	S	Opponent	Score	RPI	S	Opponent	Score	RPI	S	Opponent	Score	RPI	S	Opponent	Score		
												123	A	Coastal Caro.	44	85	
												151	H	Bethune-Cookman	55	66	
												169	N	North Ala.	46	99	
												180	A	Norfolk St.	42	76	
												188	A	UNLV	57	66	
												193	H	North Dakota	53	95	
												225	A	UNC Asheville	51	82	
												236	H	Radford	45	60	
												239	A	Howard	47	78	
												245	H	Col. of Charleston	55	76	
												250	A	UNCW	46	84	
												263	A	Morgan St.	47	77	
												297	H	Presbyterian	49	70	
												322	A	Georgia St.	52	77	
												323	H	Mercer	55	66	
												326	H	UMES	60	55	
												340	A	USC Upstate	47	58	
												341	A	Charleston So.	81	75	
												343	A	Coppin St.	71	60	
												350	H	Florida A&M	39	44	
LAST 10 Division I																	
				151	H	Bethune-Cookman	55	66	263	A	Morgan St.	47	77				
				180	A	Norfolk St.	42	76	343	A	Coppin St.	71	60				
				326	H	UMES	60	55	123	A	Coastal Caro.	44	85				
				350	H	Florida A&M	39	44	169	N	North Ala.	46	99				
				239	A	Howard	47	78	322	A	Georgia St.	52	77				

Non-Div I Games:

South Carolina St.

■ Loss, ■ Non-Conf, S Site, H Home A Away N Neutral

South Dakota

Through Games Of Jan. 29, 2020

Average RPI Win:	195	WON-LOST	WINNING	LAST 10	STRENGTH OF	OPP. STRENGTH	TEAM	ADJ.	CONF.	ADJ CONF.
Average RPI Loss:	8	RECORD	PCT. RANK	GAMES	SCHEDULE	OF SCHEDULE	RPI	RPI	RPI	RPI
DIV. I ONLY	19- 2	10	9-1	262	56	52	52	18	18	
DIV. I NON-CONF.	10- 2	30	0-1	108	3	26	26	18	18	
TOTALS	RPI 1-25	RPI 26-50	W-L RECORDS	RPI 51-100	RPI 101-150	RPI 150+				
19- 2	1- 2	2- 0	OVERALL	2- 0	3- 0	11- 0				
10- 1	0- 1	2- 0	HOME	1- 0	1- 0	6- 0				
7- 1	0- 1	0- 0	AWAY	1- 0	2- 0	4- 0				
2- 0	1- 0	0- 0	NEUTRAL	0- 0	0- 0	1- 0				
10- 2	1- 2	2- 0	NON-CONFERENCE	1- 0	3- 0	3- 0				
5- 1	0- 1	2- 0	HOME	0- 0	1- 0	2- 0				
3- 1	0- 1	0- 0	AWAY	1- 0	2- 0	0- 0				
2- 0	1- 0	0- 0	NEUTRAL	0- 0	0- 0	1- 0				
9- 0	0- 0	0- 0	CONFERENCE	1- 0	0- 0	8- 0				
5- 0	0- 0	0- 0	HOME	1- 0	0- 0	4- 0				
4- 0	0- 0	0- 0	AWAY	0- 0	0- 0	4- 0				
0- 0	0- 0	0- 0	NEUTRAL	0- 0	0- 0	0- 0				

RPI 1-25				RPI 26-50				RPI 51-100 Team's RPI: 52				RPI 101+			
RPI	S	Opponent	Score	RPI	S	Opponent	Score	RPI	S	Opponent	Score	RPI	S	Opponent	Score
1	A	South Carolina	60 73	32	H	Drake	102 94	89	H	South Dakota St.	83 48	137	A	Northeastern	80 76
14	H	Missouri St.	66 74	39	H	Creighton	72 65	98	A	Utah	84 81	145	A	Green Bay	66 60
25	N	Ohio St.	68 53									147	H	Missouri	72 56
												197	H	Montana	96 64
												202	N	Northern Ill.	91 48
												207	A	Western Ill.	96 65
												253	H	Oral Roberts	79 56
												289	A	North Dakota St.	80 36
												291	H	Denver	104 61
												298	A	Omaha	71 39
												298	H	Omaha	77 44
												307	A	Purdue Fort Wayne	62 41
												307	H	Purdue Fort Wayne	79 25
												343	H	Coppin St.	82 44
LAST 10 Division I															
298	A	Omaha	71 39	298	H	Omaha	77 44								
253	H	Oral Roberts	79 56	291	H	Denver	104 61								
307	H	Purdue Fort Wayne	79 25	307	A	Purdue Fort Wayne	62 41								
89	H	South Dakota St.	83 48	207	A	Western Ill.	96 65								
289	A	North Dakota St.	80 36	1	A	South Carolina	60 73								

Non-Div I Games: Mt. Marty 110 39

South Dakota

Loss, Non-Conf, S Site, H Home A Away N Neutral

Average RPI Win:	221	WON-LOST	WINNING	LAST 10	STRENGTH OF	OPP. STRENGTH	TEAM	ADJ.	CONF.	ADJ CONF.
Average RPI Loss:	31	RECORD	PCT. RANK	GAMES	SCHEDULE	OF SCHEDULE	RPI	RPI	RPI	RPI
DIV. I ONLY	14- 7	77	8-2	129	91	89	89	18	18	
DIV. I NON-CONF.	7- 6	161	1-1	59	9	86	86	18	18	
TOTALS	RPI 1-25	RPI 26-50	W-L RECORDS	RPI 51-100	RPI 101-150	RPI 150+				
14- 7	0- 2	0- 4	OVERALL	1- 1	3- 0	10- 0				
8- 2	0- 1	0- 1	HOME	0- 0	1- 0	7- 0				
4- 4	0- 1	0- 2	AWAY	0- 1	1- 0	3- 0				
2- 1	0- 0	0- 1	NEUTRAL	1- 0	1- 0	0- 0				
7- 6	0- 2	0- 4	NON-CONFERENCE	1- 0	3- 0	3- 0				
4- 2	0- 1	0- 1	HOME	0- 0	1- 0	3- 0				
1- 3	0- 1	0- 2	AWAY	0- 0	1- 0	0- 0				
2- 1	0- 0	0- 1	NEUTRAL	1- 0	1- 0	0- 0				
7- 1	0- 0	0- 0	CONFERENCE	0- 1	0- 0	7- 0				
4- 0	0- 0	0- 0	HOME	0- 0	0- 0	4- 0				
3- 1	0- 0	0- 0	AWAY	0- 1	0- 0	3- 0				
0- 0	0- 0	0- 0	NEUTRAL	0- 0	0- 0	0- 0				

RPI 1-25				RPI 26-50				RPI 51-100				Team's RPI: 89	RPI 101+			
RPI	S	Opponent	Score	RPI	S	Opponent	Score	RPI	S	Opponent	Score		RPI	S	Opponent	Score
2	A	Oregon	56 95	32	A	Drake	67 74	52	A	South Dakota	48 83		118	H	Montana St.	60 50
20	H	Central Mich.	74 79	34	N	FGCU	70 71	74	N	South Fla.	61 50		134	N	Notre Dame	65 59
				38	H	Marquette	58 65						145	A	Green Bay	60 55
				39	A	Creighton	48 61						193	H	North Dakota	99 64
													206	H	Wyoming	67 40
													207	H	Western Ill.	75 45
													234	H	Chattanooga	71 56
													253	H	Oral Roberts	58 44
													289	H	North Dakota St.	60 52
													291	A	Denver	86 79
													298	A	Omaha	68 51
													307	A	Purdue Fort Wayne	100 69
													343	H	Coppin St.	94 41
LAST 10 Division I																
289	H	North Dakota St.	60 52	207	H	Western Ill.	75 45									
52	A	South Dakota	48 83	253	H	Oral Roberts	58 44									
193	H	North Dakota	99 64	298	A	Omaha	68 51									
307	A	Purdue Fort Wayne	100 69	145	A	Green Bay	60 55									
291	A	Denver	86 79	38	H	Marquette	58 65									

Non-Div I Games: Dakota Wesleyan 77 46

South Dakota St.

Average RPI Win:	173	WON-LOST	WINNING	LAST 10	STRENGTH OF	OPP. STRENGTH	TEAM	ADJ.	CONF.	ADJ CONF.
Average RPI Loss:	72	RECORD	PCT. RANK	GAMES	SCHEDULE	OF SCHEDULE	RPI	RPI	RPI	RPI
DIV. I ONLY	13- 8	105	6-4	39	110	74	74	9	9	
DIV. I NON-CONF.	8- 6	138	1-2	29	174	95	95	9	9	
TOTALS	RPI 1-25	RPI 26-50	W-L RECORDS	RPI 51-100	RPI 101-150	RPI 150+				
13- 8	0- 2	1- 1	OVERALL	1- 3	3- 1	8- 1				
11- 1	0- 0	1- 0	HOME	1- 1	3- 0	6- 0				
2- 3	0- 1	0- 0	AWAY	0- 1	0- 0	2- 1				
0- 4	0- 1	0- 1	NEUTRAL	0- 1	0- 1	0- 0				
8- 6	0- 2	1- 1	NON-CONFERENCE	1- 1	1- 1	5- 1				
8- 0	0- 0	1- 0	HOME	1- 0	1- 0	5- 0				
0- 2	0- 1	0- 0	AWAY	0- 0	0- 0	0- 1				
0- 4	0- 1	0- 1	NEUTRAL	0- 1	0- 1	0- 0				
5- 2	0- 0	0- 0	CONFERENCE	0- 2	2- 0	3- 0				
3- 1	0- 0	0- 0	HOME	0- 1	2- 0	1- 0				
2- 1	0- 0	0- 0	AWAY	0- 1	0- 0	2- 0				
0- 0	0- 0	0- 0	NEUTRAL	0- 0	0- 0	0- 0				

RPI	S	Opponent	Score	RPI	S	Opponent	Score	RPI	S	Opponent	Score	RPI	S	Opponent	Score
7	A	Baylor	46 58	30	H	Texas	64 57	53	A	Temple	66 69	105	H	Cincinnati	76 68
11	N	Mississippi St.	61 86	34	N	FGCU	77 81	59	H	UCF	57 64	106	H	VCU	77 55
								89	N	South Dakota St.	50 61	122	H	Tulane	63 56
								97	H	Idaho	67 64	134	N	Notre Dame	51 67
												160	H	Houston	74 45
												170	A	Wichita St.	56 50
												188	A	UNLV	51 61
												203	H	Jacksonville	70 39
												221	H	Brown	70 60
												224	A	Tulsa	68 52
												239	H	Howard	82 53
												246	H	Saint Francis (PA)	62 23
												327	H	Alabama St.	80 29
LAST 10 Division I															
160	H	Houston	74 45	224	A	Tulsa	68 52								
122	H	Tulane	63 56	105	H	Cincinnati	76 68								
170	A	Wichita St.	56 50	221	H	Brown	70 60								
59	H	UCF	57 64	188	A	UNLV	51 61								
53	A	Temple	66 69	11	N	Mississippi St.	61 86								

Non-Div I Games:

South Fla.

■ Loss,
 ■ Non-Conf,
 ■ S Site,
 ■ Home
 ■ A Away
 N Neutral

Average RPI Win:	246	WON-LOST	WINNING	LAST 10	STRENGTH OF	OPP. STRENGTH	TEAM	ADJ.	CONF.	ADJ CONF.
Average RPI Loss:	151	RECORD	PCT. RANK	GAMES	SCHEDULE	OF SCHEDULE	RPI	RPI	RPI	RPI
DIV. I ONLY	12- 5	54	7-3	334	185	152	152	19	19	
DIV. I NON-CONF.	6- 3	90	1-1	338	137	159	159	24	24	
TOTALS	RPI 1-25	RPI 26-50	W-L RECORDS	RPI 51-100	RPI 101-150	RPI 150+				
12- 5	0- 0	0- 0	OVERALL	1- 1	0- 1	11- 3				
5- 1	0- 0	0- 0	HOME	1- 1	0- 0	4- 0				
7- 4	0- 0	0- 0	AWAY	0- 0	0- 1	7- 3				
0- 0	0- 0	0- 0	NEUTRAL	0- 0	0- 0	0- 0				
6- 3	0- 0	0- 0	NON-CONFERENCE	1- 0	0- 1	5- 2				
2- 0	0- 0	0- 0	HOME	1- 0	0- 0	1- 0				
4- 3	0- 0	0- 0	AWAY	0- 0	0- 1	4- 2				
0- 0	0- 0	0- 0	NEUTRAL	0- 0	0- 0	0- 0				
6- 2	0- 0	0- 0	CONFERENCE	0- 1	0- 0	6- 1				
3- 1	0- 0	0- 0	HOME	0- 1	0- 0	3- 0				
3- 1	0- 0	0- 0	AWAY	0- 0	0- 0	3- 1				
0- 0	0- 0	0- 0	NEUTRAL	0- 0	0- 0	0- 0				

RPI 1-25				RPI 26-50				RPI 51-100				RPI 101+ Team's RPI: 152			
RPI	S	Opponent	Score	RPI	S	Opponent	Score	RPI	S	Opponent	Score	RPI	S	Opponent	Score
								66	H	Belmont	45 57	101	A	Saint Louis	61 76
								91	H	Southern Ill.	79 65	159	A	Eastern Mich.	64 69
												175	A	Austin Peay	79 66
												175	H	Austin Peay	81 43
												207	A	Western Ill.	91 97
												211	A	Arkansas St.	79 67
												223	A	Murray St.	62 70
												223	H	Murray St.	88 73
												244	A	Eastern Ill.	77 65
												272	A	Indiana St.	68 58
												276	A	Ole Miss	70 53
												307	A	Purdue Fort Wayne	58 48
												315	H	Evansville	83 60
												321	A	SIUE	66 56
												338	H	Tennessee St.	83 54
LAST 10 Division I															
				244	A	Eastern Ill.	77 65			66	H	Belmont	45 57		
				321	A	SIUE	66 56			223	A	Murray St.	62 70		
				223	H	Murray St.	88 73			175	A	Austin Peay	79 66		
				175	H	Austin Peay	81 43			272	A	Indiana St.	68 58		
				338	H	Tennessee St.	83 54			207	A	Western Ill.	91 97		

Non-Div I Games: Harris-Stowe 106 64 Mo.-St. Louis 70 56

Southeast Mo. St.

■ Loss,
 ■ Non-Conf,
 ■ S Site,
 ■ H Home
 ■ A Away
 N Neutral

Average RPI Win:	262	WON-LOST	WINNING	LAST 10	STRENGTH OF	OPP. STRENGTH	TEAM	ADJ.	CONF.	ADJ CONF.
Average RPI Loss:	154	RECORD	PCT. RANK	GAMES	SCHEDULE	OF SCHEDULE	RPI	RPI	RPI	RPI
DIV. I ONLY	7- 11	239	5-5	238	259	229	229	23	23	
DIV. I NON-CONF.	2- 6	279	0-1	153	208	221	221	20	20	
TOTALS	RPI 1-25	RPI 26-50	W-L RECORDS	RPI 51-100	RPI 101-150	RPI 150+				
7- 11	0- 1	0- 0	OVERALL	0- 2	1- 2	6- 6				
3- 3	0- 0	0- 0	HOME	0- 0	1- 0	2- 3				
4- 8	0- 1	0- 0	AWAY	0- 2	0- 2	4- 3				
0- 0	0- 0	0- 0	NEUTRAL	0- 0	0- 0	0- 0				
2- 6	0- 1	0- 0	NON-CONFERENCE	0- 1	0- 1	2- 3				
1- 0	0- 0	0- 0	HOME	0- 0	0- 0	1- 0				
1- 6	0- 1	0- 0	AWAY	0- 1	0- 1	1- 3				
0- 0	0- 0	0- 0	NEUTRAL	0- 0	0- 0	0- 0				
5- 5	0- 0	0- 0	CONFERENCE	0- 1	1- 1	4- 3				
2- 3	0- 0	0- 0	HOME	0- 0	1- 0	1- 3				
3- 2	0- 0	0- 0	AWAY	0- 1	0- 1	3- 0				
0- 0	0- 0	0- 0	NEUTRAL	0- 0	0- 0	0- 0				

RPI 1-25				RPI 26-50				RPI 51-100				RPI 101+ Team's RPI: 229			
RPI	S	Opponent	Score	RPI	S	Opponent	Score	RPI	S	Opponent	Score	RPI	S	Opponent	Score
24	A	LSU	52 62					62	A	Alabama	50 87	111	A	SFA	51 77
								79	A	Abilene Christian	53 61	125	H	A&M-Corpus Christi	48 44
												132	A	Louisiana	50 60
												160	A	Houston	65 78
												161	H	Jackson St.	63 59
												162	H	Sam Houston St.	69 84
												198	A	Southern Miss.	54 62
												215	H	Lamar University	57 65
												217	H	Central Ark.	63 42
												255	A	Louisiana Tech	78 92
												293	H	Nicholls St.	65 67
												317	A	Houston Baptist	69 59
												328	A	McNeese	74 67
												342	A	Northwestern St.	72 56
												346	A	La.-Monroe	65 52
LAST 10 Division I															
217	H	Central Ark.	63 42	162	H	Sam Houston St.	69 84								
342	A	Northwestern St.	72 56	125	H	A&M-Corpus Christi	48 44								
328	A	McNeese	74 67	111	A	SFA	51 77								
79	A	Abilene Christian	53 61	62	A	Alabama	50 87								
293	H	Nicholls St.	65 67	317	A	Houston Baptist	69 59								

Non-Div I Games: LSU-Alexandria 89 67

Southeastern La.

■ Loss,
 ■ Non-Conf, S Site,
 ■ Home
 ■ Away
 N Neutral

Average RPI Win:	170	WON-LOST	WINNING	LAST 10	STRENGTH OF	OPP. STRENGTH	TEAM	ADJ.	CONF.	ADJ CONF.
Average RPI Loss:	68	RECORD	PCT. RANK	GAMES	SCHEDULE	OF SCHEDULE	RPI	RPI	RPI	RPI
DIV. I ONLY	11- 8	132	5-5	31	63	71	71	1	1	
DIV. I NON-CONF.	8- 3	68	2-0	173	141	93	93	1	1	
TOTALS	RPI 1-25	RPI 26-50	W-L RECORDS	RPI 51-100	RPI 101-150	RPI 150+				
11- 8	1- 2	1- 4	OVERALL	2- 1	1- 0	6- 1				
8- 3	1- 1	1- 2	HOME	1- 0	1- 0	4- 0				
2- 4	0- 1	0- 1	AWAY	0- 1	0- 0	2- 1				
1- 1	0- 0	0- 1	NEUTRAL	1- 0	0- 0	0- 0				
8- 3	0- 1	1- 1	NON-CONFERENCE	1- 0	0- 0	6- 1				
5- 1	0- 1	1- 0	HOME	0- 0	0- 0	4- 0				
2- 1	0- 0	0- 0	AWAY	0- 0	0- 0	2- 1				
1- 1	0- 0	0- 1	NEUTRAL	1- 0	0- 0	0- 0				
3- 5	1- 1	0- 3	CONFERENCE	1- 1	1- 0	0- 0				
3- 2	1- 0	0- 2	HOME	1- 0	1- 0	0- 0				
0- 3	0- 1	0- 1	AWAY	0- 1	0- 0	0- 0				
0- 0	0- 0	0- 0	NEUTRAL	0- 0	0- 0	0- 0				

RPI	S	Opponent	Score	RPI	S	Opponent	Score	RPI	S	Opponent	Score	RPI	S	Opponent	Score
6	A	UCLA	59 83	28	H	Arizona St.	54 63	62	N	Alabama	60 57	108	H	Washington	81 78
6	H	UCLA	70 68	33	H	Arizona	57 65	86	H	Washington St.	74 63	188	H	UNLV	75 54
18	H	Texas A&M	64 74	35	H	Virginia	59 49	98	A	Utah	65 67	249	A	CSUN	69 53
				41	A	Colorado	53 66					262	H	Long Beach St.	57 40
				49	N	Nebraska	54 67					267	A	UC Santa Barbara	46 57
												278	A	UC Riverside	76 59
												281	H	Nevada	50 47
												316	H	UTRGV	80 43
LAST 10 Division I															
108	H	Washington	81 78	28	H	Arizona St.	54 63								
86	H	Washington St.	74 63	33	H	Arizona	57 65								
6	H	UCLA	70 68	6	A	UCLA	59 83								
98	A	Utah	65 67	262	H	Long Beach St.	57 40								
41	A	Colorado	53 66	281	H	Nevada	50 47								

Non-Div I Games:

Southern California

■ Loss,
 ■ Non-Conf,
 ■ S Site,
 ■ Home
 ■ Away
 N Neutral

Average RPI Win:	184	WON-LOST	WINNING	LAST 10	STRENGTH OF	OPP. STRENGTH	TEAM	ADJ.	CONF.	ADJ CONF.
Average RPI Loss:	98	RECORD	PCT. RANK	GAMES	SCHEDULE	OF SCHEDULE	RPI	RPI	RPI	RPI
DIV. I ONLY	12- 6	77	7-3	119	143	91	91	7	7	
DIV. I NON-CONF.	8- 3	68	3-0	142	242	68	68	7	7	
<hr/>										
TOTALS	RPI 1-25	RPI 26-50	W-L RECORDS	RPI 51-100	RPI 101-150	RPI 150+				
12- 6	1- 0	0- 1	OVERALL	1- 2	2- 1	8- 2				
5- 3	1- 0	0- 1	HOME	1- 1	2- 0	1- 1				
6- 3	0- 0	0- 0	AWAY	0- 1	0- 1	6- 1				
1- 0	0- 0	0- 0	NEUTRAL	0- 0	0- 0	1- 0				
8- 3	0- 0	0- 0	NON-CONFERENCE	1- 1	2- 0	5- 2				
4- 1	0- 0	0- 0	HOME	1- 0	2- 0	1- 1				
3- 2	0- 0	0- 0	AWAY	0- 1	0- 0	3- 1				
1- 0	0- 0	0- 0	NEUTRAL	0- 0	0- 0	1- 0				
4- 3	1- 0	0- 1	CONFERENCE	0- 1	0- 1	3- 0				
1- 2	1- 0	0- 1	HOME	0- 1	0- 0	0- 0				
3- 1	0- 0	0- 0	AWAY	0- 0	0- 1	3- 0				
0- 0	0- 0	0- 0	NEUTRAL	0- 0	0- 0	0- 0				

RPI 1-25				RPI 26-50				RPI 51-100				Team's RPI: 91		RPI 101+			
RPI	S	Opponent	Score	RPI	S	Opponent	Score	RPI	S	Opponent	Score			RPI	S	Opponent	Score
14	H	Missouri St.	70 68	32	H	Drake	65 73	58	H	UNI	57 60			101	H	Saint Louis	61 53
								61	A	IUPUI	78 81			104	A	Loyola Chicago	49 51
								87	H	UT Martin	70 59			141	H	Tennessee Tech	76 65
														152	A	Southeast Mo. St.	65 79
														159	A	Eastern Mich.	85 54
														165	A	Valparaiso	67 51
														178	H	Memphis	66 70
														202	A	Northern Ill.	80 61
														207	N	Western Ill.	79 65
														223	H	Murray St.	76 66
														272	A	Indiana St.	78 55
														315	A	Evansville	70 57
														321	A	SIUE	103 67
LAST 10 Division I																	
				272	A	Indiana St.	78 55					104	A	Loyola Chicago	49 51		
				315	A	Evansville	70 57					165	A	Valparaiso	67 51		
				14	H	Missouri St.	70 68					202	A	Northern Ill.	80 61		
				32	H	Drake	65 73					207	N	Western Ill.	79 65		
				58	H	UNI	57 60					223	H	Murray St.	76 66		

Non-Div I Games:

Southern Ill.

■ Loss,
 ■ Non-Conf,
 ■ S Site,
 ■ H Home
 ■ A Away
 N Neutral

Average RPI Win:	263	WON-LOST	WINNING	LAST 10	STRENGTH OF	OPP. STRENGTH	TEAM	ADJ.	CONF.	ADJ CONF.
Average RPI Loss:	111	RECORD	PCT. RANK	GAMES	SCHEDULE	OF SCHEDULE	RPI	RPI	RPI	RPI
DIV. I ONLY	9- 7	143	4-6	201	222	198	198	13	13	
DIV. I NON-CONF.	6- 3	90	1-2	273	260	171	171	13	13	
TOTALS	RPI 1-25	RPI 26-50	W-L RECORDS	RPI 51-100	RPI 101-150	RPI 150+				
9- 7	0- 1	0- 1	OVERALL	0- 1	1- 2	8- 2				
7- 4	0- 0	0- 1	HOME	0- 0	1- 2	6- 1				
2- 3	0- 1	0- 0	AWAY	0- 1	0- 0	2- 1				
0- 0	0- 0	0- 0	NEUTRAL	0- 0	0- 0	0- 0				
6- 3	0- 1	0- 0	NON-CONFERENCE	0- 0	1- 1	5- 1				
5- 1	0- 0	0- 0	HOME	0- 0	1- 1	4- 0				
1- 2	0- 1	0- 0	AWAY	0- 0	0- 0	1- 1				
0- 0	0- 0	0- 0	NEUTRAL	0- 0	0- 0	0- 0				
3- 4	0- 0	0- 1	CONFERENCE	0- 1	0- 1	3- 1				
2- 3	0- 0	0- 1	HOME	0- 0	0- 1	2- 1				
1- 1	0- 0	0- 0	AWAY	0- 1	0- 0	1- 0				
0- 0	0- 0	0- 0	NEUTRAL	0- 0	0- 0	0- 0				

RPI 1-25				RPI 26-50				RPI 51-100				RPI 101+ Team's RPI: 198			
RPI	S	Opponent	Score	RPI	S	Opponent	Score	RPI	S	Opponent	Score	RPI	S	Opponent	Score
11	A	Mississippi St.	58 91	50	H	Middle Tenn.	69 77	100	A	Rice	64 75	106	H	VCU	51 39
												117	H	UAB	68 74
												122	H	Tulane	58 62
												160	A	Houston	60 75
												214	H	UTEP	72 89
												229	H	Southeastern La.	62 54
												237	A	North Texas	65 57
												255	H	Louisiana Tech	66 60
												261	H	South Alabama	62 55
												276	H	Ole Miss	59 53
												303	H	UTSA	82 65
												346	A	La.-Monroe	57 42
												351	H	Mississippi Val.	84 80
LAST 10 Division I															
		50	H	Middle Tenn.	69	77		214	H	UTEP	72	89			
		117	H	UAB	68	74		255	H	Louisiana Tech	66	60			
		100	A	Rice	64	75		160	A	Houston	60	75			
		237	A	North Texas	65	57		261	H	South Alabama	62	55			
		303	H	UTSA	82	65		122	H	Tulane	58	62			

Non-Div I Games: Faulkner 71 59 William Carey 77 47

Southern Miss.

Southern U.

Through Games Of Jan. 29, 2020

Average RPI Win:	319	WON-LOST	WINNING	LAST 10	STRENGTH OF	OPP. STRENGTH	TEAM	ADJ.	CONF.	ADJ CONF.
Average RPI Loss:	99	RECORD	PCT. RANK	GAMES	SCHEDULE	OF SCHEDULE	RPI	RPI	RPI	RPI
DIV. I ONLY	6- 11	251	6-4	259	170	247	247	31	31	
DIV. I NON-CONF.	0- 9	338	0-2	33	17	267	267	30	30	
TOTALS	RPI 1-25	RPI 26-50	W-L RECORDS	RPI 51-100	RPI 101-150	RPI 150+				
6- 11	0- 0	0- 4	OVERALL	0- 2	0- 2	6- 3				
3- 1	0- 0	0- 0	HOME	0- 0	0- 0	3- 1				
3- 8	0- 0	0- 4	AWAY	0- 1	0- 2	3- 1				
0- 2	0- 0	0- 0	NEUTRAL	0- 1	0- 0	0- 1				
0- 9	0- 0	0- 4	NON-CONFERENCE	0- 2	0- 1	0- 2				
0- 0	0- 0	0- 0	HOME	0- 0	0- 0	0- 0				
0- 7	0- 0	0- 4	AWAY	0- 1	0- 1	0- 1				
0- 2	0- 0	0- 0	NEUTRAL	0- 1	0- 0	0- 1				
6- 2	0- 0	0- 0	CONFERENCE	0- 0	0- 1	6- 1				
3- 1	0- 0	0- 0	HOME	0- 0	0- 0	3- 1				
3- 1	0- 0	0- 0	AWAY	0- 0	0- 1	3- 0				
0- 0	0- 0	0- 0	NEUTRAL	0- 0	0- 0	0- 0				

RPI 1-25				RPI 26-50				RPI 51-100				RPI 101+				Team's RPI: 247	
RPI	S	Opponent	Score	RPI	S	Opponent	Score	RPI	S	Opponent	Score	RPI	S	Opponent	Score		
				30	A	Texas	39 93	54	A	Iowa St.	36 69	110	A	Texas Southern	56 61		
				36	A	Rutgers	58 78	86	N	Washington St.	54 69	124	A	Fordham	52 65		
				48	A	Oklahoma St.	59 72					161	H	Jackson St.	51 72		
				49	A	Nebraska	39 73					170	A	Wichita St.	63 69		
												225	N	UNC Asheville	34 53		
												275	H	Alabama A&M	55 46		
												305	A	Prairie View	68 48		
												318	A	Ark.-Pine Bluff	70 43		
												327	H	Alabama St.	69 47		
												336	H	Grambling	81 57		
												351	A	Mississippi Val.	84 54		
LAST 10 Division I																	
				275	H	Alabama A&M	55 46	336	H	Grambling	81 57						
				327	H	Alabama St.	69 47	305	A	Prairie View	68 48						
				351	A	Mississippi Val.	84 54	110	A	Texas Southern	56 61						
				318	A	Ark.-Pine Bluff	70 43	225	N	UNC Asheville	34 53						
				161	H	Jackson St.	51 72	86	N	Washington St.	54 69						

Non-Div I Games: Tougaloo 100 39 Wiley 78 55

Southern U.

■ Loss,
 ■ Non-Conf,
 ■ S Site,
 ■ Home
 ■ A Away
 N Neutral

Southern Utah

Through Games Of Jan. 29, 2020

Average RPI Win:	258	WON-LOST	WINNING	LAST 10	STRENGTH OF	OPP. STRENGTH	TEAM	ADJ.	CONF.	ADJ CONF.
Average RPI Loss:	186	RECORD	PCT. RANK	GAMES	SCHEDULE	OF SCHEDULE	RPI	RPI	RPI	RPI
DIV. I ONLY	9- 8	157	4-6	279	261	218	218	20	20	
DIV. I NON-CONF.	6- 3	90	1-1	270	303	138	138	17	17	
TOTALS	RPI 1-25	RPI 26-50	W-L RECORDS	RPI 51-100	RPI 101-150	RPI 150+				
9- 8	0- 1	0- 0	OVERALL	0- 1	0- 1	9- 5				
8- 1	0- 0	0- 0	HOME	0- 1	0- 0	8- 0				
1- 7	0- 1	0- 0	AWAY	0- 0	0- 1	1- 5				
0- 0	0- 0	0- 0	NEUTRAL	0- 0	0- 0	0- 0				
6- 3	0- 1	0- 0	NON-CONFERENCE	0- 0	0- 0	6- 2				
5- 0	0- 0	0- 0	HOME	0- 0	0- 0	5- 0				
1- 3	0- 1	0- 0	AWAY	0- 0	0- 0	1- 2				
0- 0	0- 0	0- 0	NEUTRAL	0- 0	0- 0	0- 0				
3- 5	0- 0	0- 0	CONFERENCE	0- 1	0- 1	3- 3				
3- 1	0- 0	0- 0	HOME	0- 1	0- 0	3- 0				
0- 4	0- 0	0- 0	AWAY	0- 0	0- 1	0- 3				
0- 0	0- 0	0- 0	NEUTRAL	0- 0	0- 0	0- 0				

RPI 1-25				RPI 26-50				RPI 51-100				RPI 101+ Team's RPI: 218			
RPI	S	Opponent	Score	RPI	S	Opponent	Score	RPI	S	Opponent	Score	RPI	S	Opponent	Score
13	A	Oregon St.	45 95					97	H	Idaho	56 71	118	A	Montana St.	65 91
												187	H	Portland St.	71 58
												188	H	UNLV	72 68
												195	A	Northern Ariz.	76 84
												197	A	Montana	74 81
												238	H	Cal St. Fullerton	79 63
												253	H	Oral Roberts	72 58
												254	A	Grand Canyon	65 69
												257	H	Idaho St.	72 65
												278	H	UC Riverside	79 68
												291	A	Denver	73 81
												296	H	Eastern Wash.	71 50
												300	H	UC Irvine	82 68
												320	A	Sacramento St.	82 87
												329	A	Utah Valley	71 58
LAST 10 Division I															
97	H	Idaho	56 71	118	A	Montana St.	65 91								
296	H	Eastern Wash.	71 50	197	A	Montana	74 81								
320	A	Sacramento St.	82 87	187	H	Portland St.	71 58								
195	A	Northern Ariz.	76 84	278	H	UC Riverside	79 68								
257	H	Idaho St.	72 65	291	A	Denver	73 81								

Non-Div I Games:

Southern Utah

■ Loss,
■ Non-Conf,
■ S Site,
■ H Home
■ A Away
N Neutral

St. Bonaventure

Through Games Of Jan. 29, 2020

Average RPI Win:	210	WON-LOST	WINNING	LAST 10	STRENGTH OF	OPP. STRENGTH	TEAM	ADJ.	CONF.	ADJ CONF.
Average RPI Loss:	152	RECORD	PCT. RANK	GAMES	SCHEDULE	OF SCHEDULE	RPI	RPI	RPI	RPI
DIV. I ONLY	5- 15	292	3-7	140	194	286	286	12	12	
DIV. I NON-CONF.	3- 10	282	1-2	135	268	289	289	12	12	
TOTALS	RPI 1-25	RPI 26-50	W-L RECORDS	RPI 51-100	RPI 101-150	RPI 150+				
5- 15	0- 0	0- 1	OVERALL	0- 2	1- 5	4- 7				
4- 7	0- 0	0- 1	HOME	0- 1	0- 2	4- 3				
0- 7	0- 0	0- 0	AWAY	0- 1	0- 3	0- 3				
1- 1	0- 0	0- 0	NEUTRAL	0- 0	1- 0	0- 1				
3- 10	0- 0	0- 1	NON-CONFERENCE	0- 2	1- 2	2- 5				
2- 5	0- 0	0- 1	HOME	0- 1	0- 1	2- 2				
0- 4	0- 0	0- 0	AWAY	0- 1	0- 1	0- 2				
1- 1	0- 0	0- 0	NEUTRAL	0- 0	1- 0	0- 1				
2- 5	0- 0	0- 0	CONFERENCE	0- 0	0- 3	2- 2				
2- 2	0- 0	0- 0	HOME	0- 0	0- 1	2- 1				
0- 3	0- 0	0- 0	AWAY	0- 0	0- 2	0- 1				
0- 0	0- 0	0- 0	NEUTRAL	0- 0	0- 0	0- 0				

RPI	S	Opponent	Score	RPI	S	Opponent	Score	RPI	S	Opponent	Score	RPI	S	Opponent	Score	Team's RPI: 286
42	H	St. John's (NY)	56 68	64	A	Bucknell	60 68	101	A	Saint Louis	51 72	102	A	Kent St.	58 81	
				77	H	Buffalo	36 46	124	A	Fordham	53 79	133	H	Cornell	42 70	
								142	H	Massachusetts	52 62	150	N	Wright St.	57 56	
								176	N	Saint Mary's (CA)	57 72	182	H	Rhode Island	64 59	
								186	A	Binghamton	67 78	194	H	Akron	54 63	
								196	A	La Salle	61 67	200	H	Cleveland St.	62 65	
								201	H	Saint Joseph's	60 61	216	H	George Mason	62 47	
								231	H	Niagara	71 67	273	H	Oakland	80 66	
								339	A	Canisius	82 84					
LAST 10 Division I																
182	H	Rhode Island	64 59	142	H	Massachusetts	52 62									
201	H	Saint Joseph's	60 61	124	A	Fordham	53 79									
196	A	La Salle	61 67	133	H	Cornell	42 70									
101	A	Saint Louis	51 72	176	N	Saint Mary's (CA)	57 72									
216	H	George Mason	62 47	150	N	Wright St.	57 56									

Non-Div I Games:

St. Bonaventure

■ Loss,
 ■ Non-Conf,
 ■ S Site,
 ■ H Home
 ■ A Away
 N Neutral

St. Francis Brooklyn

Through Games Of Jan. 29, 2020

Average RPI Win:	306	WON-LOST	WINNING	LAST 10	STRENGTH OF	OPP. STRENGTH	TEAM	ADJ.	CONF.	ADJ CONF.
Average RPI Loss:	183	RECORD	PCT. RANK	GAMES	SCHEDULE	OF SCHEDULE	RPI	RPI	RPI	RPI
DIV. I ONLY	4- 14	302	1-9	249	311	311	311	29	29	
DIV. I NON-CONF.	3- 7	252	0-2	181	249	254	254	29	29	
TOTALS	RPI 1-25	RPI 26-50	W-L RECORDS	RPI 51-100	RPI 101-150	RPI 150+				
4- 14	0- 1	0- 1	OVERALL	0- 2	0- 3	4- 7				
3- 4	0- 0	0- 0	HOME	0- 1	0- 1	3- 2				
1- 8	0- 1	0- 1	AWAY	0- 1	0- 1	1- 4				
0- 2	0- 0	0- 0	NEUTRAL	0- 0	0- 1	0- 1				
3- 7	0- 1	0- 1	NON-CONFERENCE	0- 2	0- 1	3- 2				
2- 1	0- 0	0- 0	HOME	0- 1	0- 0	2- 0				
1- 4	0- 1	0- 1	AWAY	0- 1	0- 0	1- 1				
0- 2	0- 0	0- 0	NEUTRAL	0- 0	0- 1	0- 1				
1- 7	0- 0	0- 0	CONFERENCE	0- 0	0- 2	1- 5				
1- 3	0- 0	0- 0	HOME	0- 0	0- 1	1- 2				
0- 4	0- 0	0- 0	AWAY	0- 0	0- 1	0- 3				
0- 0	0- 0	0- 0	NEUTRAL	0- 0	0- 0	0- 0				

RPI 1-25				RPI 26-50				RPI 51-100				RPI 101+ Team's RPI: 311			
RPI	S	Opponent	Score	RPI	S	Opponent	Score	RPI	S	Opponent	Score	RPI	S	Opponent	Score
22	A	Princeton	44 76	38	A	Marquette	71 92	83	H	Stony Brook	73 86	107	N	Pacific	62 71
								90	A	Boston College	69 106	130	A	Robert Morris	44 69
												130	H	Robert Morris	59 70
												241	A	Mt. St. Mary's	60 69
												246	A	Saint Francis (PA)	72 82
												246	H	Saint Francis (PA)	59 67
												274	A	Wagner	66 74
												282	H	Loyola Maryland	89 78
												284	H	Army West Point	70 64
												290	N	Ga. Southern	47 78
												309	A	Albany (NY)	49 41
												330	A	NJIT	69 88
												332	H	Fairleigh Dickinson	57 62
												347	H	LIU Brooklyn	88 63
LAST 10 Division I															
130	H	Robert Morris	59 70	246	A	Saint Francis (PA)	72 82								
246	H	Saint Francis (PA)	59 67	347	H	LIU Brooklyn	88 63								
241	A	Mt. St. Mary's	60 69	332	H	Fairleigh Dickinson	57 62								
274	A	Wagner	66 74	290	N	Ga. Southern	47 78								
130	A	Robert Morris	44 69	107	N	Pacific	62 71								

Non-Div I Games: East Stroudsburg 84 62

St. Francis Brooklyn

Loss, Non-Conf, S Site, H Home A Away N Neutral

St. John's (NY)

Through Games Of Jan. 29, 2020

Average RPI Win:	156	WON-LOST	WINNING	LAST 10	STRENGTH OF	OPP. STRENGTH	TEAM	ADJ.	CONF.	ADJ CONF.
Average RPI Loss:	65	RECORD	PCT. RANK	GAMES	SCHEDULE	OF SCHEDULE	RPI	RPI	RPI	RPI
DIV. I ONLY	13- 7	88	7-3	40	77	42	42	6	6	
DIV. I NON-CONF.	7- 4	100	1-0	30	165	45	45	6	6	
TOTALS	RPI 1-25	RPI 26-50	W-L RECORDS	RPI 51-100	RPI 101-150	RPI 150+				
13- 7	0- 2	2- 2	OVERALL	3- 2	2- 0	6- 1				
8- 1	0- 0	1- 0	HOME	1- 1	2- 0	4- 0				
5- 5	0- 2	1- 2	AWAY	2- 0	0- 0	2- 1				
0- 1	0- 0	0- 0	NEUTRAL	0- 1	0- 0	0- 0				
7- 4	0- 1	1- 1	NON-CONFERENCE	1- 1	1- 0	4- 1				
5- 0	0- 0	0- 0	HOME	1- 0	1- 0	3- 0				
2- 3	0- 1	1- 1	AWAY	0- 0	0- 0	1- 1				
0- 1	0- 0	0- 0	NEUTRAL	0- 1	0- 0	0- 0				
6- 3	0- 1	1- 1	CONFERENCE	2- 1	1- 0	2- 0				
3- 1	0- 0	1- 0	HOME	0- 1	1- 0	1- 0				
3- 2	0- 1	0- 1	AWAY	2- 0	0- 0	1- 0				
0- 0	0- 0	0- 0	NEUTRAL	0- 0	0- 0	0- 0				

RPI 1-25				RPI 26-50				Team's RPI: 42	RPI 51-100				RPI 101+			
RPI	S	Opponent	Score	RPI	S	Opponent	Score		RPI	S	Opponent	Score	RPI	S	Opponent	Score
16	A	Florida St.	70 74	38	A	Marquette	85 94		61	N	IUPUI	78 85	139	H	Providence	64 58
19	A	DePaul	69 74	39	H	Creighton	63 58		63	H	Wake Forest	82 74	142	H	Massachusetts	82 71
				43	A	Yale	80 66		76	A	Seton Hall	82 66	181	H	Lafayette	76 44
				44	A	James Madison	73 76		88	H	Villanova	62 67	188	A	UNLV	75 79
									92	A	Butler	67 42	220	H	Georgetown	71 54
													226	A	Xavier	75 67
													235	H	Fairfield	71 69
													284	H	Army West Point	96 60
													286	A	St. Bonaventure	68 56
LAST 10 Division I																
				76	A	Seton Hall	82 66		88	H	Villanova	62 67				
				39	H	Creighton	63 58		220	H	Georgetown	71 54				
				139	H	Providence	64 58		92	A	Butler	67 42				
				19	A	DePaul	69 74		226	A	Xavier	75 67				
				38	A	Marquette	85 94		235	H	Fairfield	71 69				

Non-Div I Games:

St. John's (NY)

■ Loss,
 ■ Non-Conf,
 ■ S Site,
 ■ H Home
 ■ A Away
 N Neutral

Stanford

Through Games Of Jan. 29, 2020

Average RPI Win:	117	WON-LOST	WINNING	LAST 10	STRENGTH OF	OPP. STRENGTH	TEAM	ADJ.	CONF.	ADJ CONF.
Average RPI Loss:	16	RECORD	PCT. RANK	GAMES	SCHEDULE	OF SCHEDULE	RPI	RPI	RPI	RPI
DIV. I ONLY	18- 2	12	8-2	20	6	4	4	1	1	
DIV. I NON-CONF.	11- 1	13	1-1	42	28	6	6	1	1	
TOTALS	RPI 1-25	RPI 26-50	W-L RECORDS	RPI 51-100	RPI 101-150	RPI 150+				
18- 2	4- 1	1- 1	OVERALL	4- 0	4- 0	5- 0				
12- 0	2- 0	1- 0	HOME	4- 0	2- 0	3- 0				
3- 2	1- 1	0- 1	AWAY	0- 0	1- 0	1- 0				
3- 0	1- 0	0- 0	NEUTRAL	0- 0	1- 0	1- 0				
11- 1	3- 0	0- 1	NON-CONFERENCE	2- 0	1- 0	5- 0				
7- 0	2- 0	0- 0	HOME	2- 0	0- 0	3- 0				
1- 1	0- 0	0- 1	AWAY	0- 0	0- 0	1- 0				
3- 0	1- 0	0- 0	NEUTRAL	0- 0	1- 0	1- 0				
7- 1	1- 1	1- 0	CONFERENCE	2- 0	3- 0	0- 0				
5- 0	0- 0	1- 0	HOME	2- 0	2- 0	0- 0				
2- 1	1- 1	0- 0	AWAY	0- 0	1- 0	0- 0				
0- 0	0- 0	0- 0	NEUTRAL	0- 0	0- 0	0- 0				

RPI	S	Opponent	Score	RPI	S	Opponent	Score	RPI	S	Opponent	Score	RPI	S	Opponent	Score
2	A	Oregon	55 87	30	A	Texas	64 69	51	H	Tennessee	78 51	108	H	Washington	77 56
10	H	Gonzaga	76 70	41	H	Colorado	76 68	77	H	Buffalo	88 69	114	N	Syracuse	77 59
11	N	Mississippi St.	67 62					86	H	Washington St.	77 58	127	A	California	79 65
13	A	Oregon St.	61 58					98	H	Utah	82 49	127	H	California	73 40
25	H	Ohio St.	71 52									185	H	UC Davis	67 55
												210	H	Northern Colo.	90 36
												233	A	San Francisco	97 71
												294	N	California Baptist	83 78
												296	H	Eastern Wash.	92 27
LAST 10 Division I															
98	H	Utah	82 49	127	H	California	73 40								
41	H	Colorado	76 68	108	H	Washington	77 56								
13	A	Oregon St.	61 58	86	H	Washington St.	77 58								
2	A	Oregon	55 87	185	H	UC Davis	67 55								
127	A	California	79 65	30	A	Texas	64 69								

Non-Div I Games:

Stanford

■ Loss,
 ■ Non-Conf,
 ■ S Site,
 ■ Home
 ■ Away
 N Neutral

Average RPI Win:	270	WON-LOST	WINNING	LAST 10	STRENGTH OF	OPP. STRENGTH	TEAM	ADJ.	CONF.	ADJ CONF.
Average RPI Loss:	129	RECORD	PCT. RANK	GAMES	SCHEDULE	OF SCHEDULE	RPI	RPI	RPI	RPI
DIV. I ONLY	5- 12	279	3-7	139	220	258	258	16	16	
DIV. I NON-CONF.	3- 7	252	1-2	125	212	232	232	15	15	
TOTALS	RPI 1-25	RPI 26-50	W-L RECORDS	RPI 51-100	RPI 101-150	RPI 150+				
5- 12	0- 1	0- 1	OVERALL	0- 2	0- 3	5- 5				
3- 5	0- 0	0- 1	HOME	0- 0	0- 2	3- 2				
2- 6	0- 1	0- 0	AWAY	0- 2	0- 1	2- 2				
0- 1	0- 0	0- 0	NEUTRAL	0- 0	0- 0	0- 1				
3- 7	0- 1	0- 0	NON-CONFERENCE	0- 2	0- 2	3- 2				
2- 2	0- 0	0- 0	HOME	0- 0	0- 1	2- 1				
1- 4	0- 1	0- 0	AWAY	0- 2	0- 1	1- 0				
0- 1	0- 0	0- 0	NEUTRAL	0- 0	0- 0	0- 1				
2- 5	0- 0	0- 1	CONFERENCE	0- 0	0- 1	2- 3				
1- 3	0- 0	0- 1	HOME	0- 0	0- 1	1- 1				
1- 2	0- 0	0- 0	AWAY	0- 0	0- 0	1- 2				
0- 0	0- 0	0- 0	NEUTRAL	0- 0	0- 0	0- 0				

RPI 1-25				RPI 26-50				RPI 51-100				RPI 101+ Team's RPI: 258			
RPI	S	Opponent	Score	RPI	S	Opponent	Score	RPI	S	Opponent	Score	RPI	S	Opponent	Score
21	A	Kentucky	48 67	34	H	FGCU	47 89	51	A	Tennessee	46 73	112	H	Liberty	48 57
								59	A	UCF	40 66	115	H	Holy Cross	63 75
												116	A	Penn	41 81
												151	H	Bethune-Cookman	55 59
												169	A	North Ala.	57 68
												203	A	Jacksonville	52 57
												213	A	Kennesaw St.	67 61
												224	H	Tulsa	66 60
												243	A	Morehead St.	58 55
												246	N	Saint Francis (PA)	73 78
												265	H	Lipscomb	59 65
												330	H	NJIT	72 49
												339	H	Canisius	68 52
LAST 10 Division I															
330	H	NJIT	72 49	265	H	Lipscomb	59 65	213	A	Kennesaw St.	67 61	115	H	Holy Cross	63 75
112	H	Liberty	48 57	151	H	Bethune-Cookman	55 59	339	H	Canisius	68 52				
169	A	North Ala.	57 68												
203	A	Jacksonville	52 57												
34	H	FGCU	47 89												

Non-Div I Games: Palm Beach Atl. 77 46 Trinity Baptist 116 40 Fla. National 80 37

Stetson

Stony Brook

Through Games Of Jan. 29, 2020

Average RPI Win:	256	WON-LOST	WINNING	LAST 10	STRENGTH OF	OPP. STRENGTH	TEAM	ADJ.	CONF.	ADJ CONF.
Average RPI Loss:	46	RECORD	PCT. RANK	GAMES	SCHEDULE	OF SCHEDULE	RPI	RPI	RPI	RPI
DIV. I ONLY	19- 1	3	10-0	327	295	83	83	28	28	
DIV. I NON-CONF.	11- 1	13	2-0	306	265	77	77	28	28	
TOTALS	RPI 1-25	RPI 26-50	W-L RECORDS	RPI 51-100	RPI 101-150	RPI 150+				
19- 1	0- 0	0- 1	OVERALL	1- 0	1- 0	17- 0				
9- 0	0- 0	0- 0	HOME	1- 0	0- 0	8- 0				
8- 1	0- 0	0- 1	AWAY	0- 0	0- 0	8- 0				
2- 0	0- 0	0- 0	NEUTRAL	0- 0	1- 0	1- 0				
11- 1	0- 0	0- 1	NON-CONFERENCE	1- 0	1- 0	9- 0				
4- 0	0- 0	0- 0	HOME	1- 0	0- 0	3- 0				
5- 1	0- 0	0- 1	AWAY	0- 0	0- 0	5- 0				
2- 0	0- 0	0- 0	NEUTRAL	0- 0	1- 0	1- 0				
8- 0	0- 0	0- 0	CONFERENCE	0- 0	0- 0	8- 0				
5- 0	0- 0	0- 0	HOME	0- 0	0- 0	5- 0				
3- 0	0- 0	0- 0	AWAY	0- 0	0- 0	3- 0				
0- 0	0- 0	0- 0	NEUTRAL	0- 0	0- 0	0- 0				

RPI 1-25			RPI 26-50			RPI 51-100			Team's RPI: 83	RPI 101+		
RPI	S	Opponent	Score	RPI	S	Opponent	Score	RPI	S	Opponent	Score	
46	A	Arkansas	58 88	64	H	Bucknell	78 73	136	N	Western Mich.	50 47	
								186	A	Binghamton	67 60	
								209	H	UMass Lowell	60 41	
								219	H	Iona	59 40	
								222	H	Manhattan	59 54	
								252	H	Maine	73 69	
								263	N	Morgan St.	63 56	
								264	A	New Hampshire	53 44	
								268	H	Sacred Heart	54 50	
								274	A	Wagner	66 45	
								287	A	Pittsburgh	59 56	
								295	H	Vermont	67 49	
								302	A	Hofstra	81 38	
								306	H	UMBC	57 45	
								309	A	Albany (NY)	73 53	
								311	A	St. Francis Brooklyn	86 73	
								345	H	Hartford	66 55	
								347	A	LIU Brooklyn	80 49	
LAST 10 Division I												
209	H	UMass Lowell	60 41	295	H	Vermont	67 49					
186	A	Binghamton	67 60	252	H	Maine	73 69					
309	A	Albany (NY)	73 53	306	H	UMBC	57 45					
345	H	Hartford	66 55	64	H	Bucknell	78 73					
264	A	New Hampshire	53 44	136	N	Western Mich.	50 47					

Non-Div I Games: Molloy 66 49

Stony Brook

Loss, Non-Conf, S Site, H Home A Away N Neutral

Average RPI Win:	190	WON-LOST	WINNING	LAST 10	STRENGTH OF	OPP. STRENGTH	TEAM	ADJ.	CONF.	ADJ CONF.
Average RPI Loss:	46	RECORD	PCT. RANK	GAMES	SCHEDULE	OF SCHEDULE	RPI	RPI	RPI	RPI
DIV. I ONLY	9- 10	193	4-6	52	14	114	114	5	5	
DIV. I NON-CONF.	6- 5	151	1-1	72	48	114	114	3	3	
TOTALS	RPI 1-25	RPI 26-50	W-L RECORDS	RPI 51-100	RPI 101-150	RPI 150+				
9- 10	1- 3	0- 3	OVERALL	2- 3	1- 1	5- 0				
6- 3	1- 1	0- 1	HOME	1- 1	1- 0	3- 0				
1- 4	0- 1	0- 1	AWAY	0- 2	0- 0	1- 0				
2- 3	0- 1	0- 1	NEUTRAL	1- 0	0- 1	1- 0				
6- 5	0- 2	0- 2	NON-CONFERENCE	2- 0	0- 1	4- 0				
4- 1	0- 1	0- 0	HOME	1- 0	0- 0	3- 0				
0- 1	0- 0	0- 1	AWAY	0- 0	0- 0	0- 0				
2- 3	0- 1	0- 1	NEUTRAL	1- 0	0- 1	1- 0				
3- 5	1- 1	0- 1	CONFERENCE	0- 3	1- 0	1- 0				
2- 2	1- 0	0- 1	HOME	0- 1	1- 0	0- 0				
1- 3	0- 1	0- 0	AWAY	0- 2	0- 0	1- 0				
0- 0	0- 0	0- 0	NEUTRAL	0- 0	0- 0	0- 0				

RPI 1-25				RPI 26-50				RPI 51-100				RPI 101+ Team's RPI: 114			
RPI	S	Opponent	Score	RPI	S	Opponent	Score	RPI	S	Opponent	Score	RPI	S	Opponent	Score
2	H	Oregon	64 81	37	H	Duke	58 88	56	H	Georgia Tech	64 82	134	H	Notre Dame	74 63
3	A	Louisville	58 62	40	N	West Virginia	69 71	60	A	Miami (FL)	62 77	145	N	Green Bay	73 79
4	N	Stanford	59 77	45	A	Michigan	76 84	63	A	Wake Forest	60 65	160	N	Houston	87 62
16	H	Florida St.	90 89					75	H	Ohio	66 54	287	A	Pittsburgh	69 51
								93	N	Michigan St.	77 63	306	H	UMBC	82 48
												309	H	Albany (NY)	75 53
												326	H	UMES	65 50
LAST 10 Division I															
63	A	Wake Forest	60 65	134	H	Notre Dame	74 63								
37	H	Duke	58 88	16	H	Florida St.	90 89								
287	A	Pittsburgh	69 51	3	A	Louisville	58 62								
56	H	Georgia Tech	64 82	40	N	West Virginia	69 71								
60	A	Miami (FL)	62 77	93	N	Michigan St.	77 63								

Non-Div I Games:

Syracuse

■ Loss,
 ■ Non-Conf,
 ■ S Site,
 ■ H Home
 ■ A Away
 N Neutral

Average RPI Win:	132	WON-LOST	WINNING	LAST 10	STRENGTH OF	OPP. STRENGTH	TEAM	ADJ.	CONF.	ADJ CONF.
Average RPI Loss:	57	RECORD	PCT. RANK	GAMES	SCHEDULE	OF SCHEDULE	RPI	RPI	RPI	RPI
DIV. I ONLY	15- 4	36	7-3	24	35	23	23	3	3	
DIV. I NON-CONF.	9- 2	38	1-1	114	74	31	31	4	4	
TOTALS	RPI 1-25	RPI 26-50	W-L RECORDS	RPI 51-100	RPI 101-150	RPI 150+				
15- 4	0- 2	4- 1	OVERALL	2- 0	5- 0	4- 1				
9- 2	0- 1	1- 0	HOME	1- 0	5- 0	2- 1				
6- 2	0- 1	3- 1	AWAY	1- 0	0- 0	2- 0				
0- 0	0- 0	0- 0	NEUTRAL	0- 0	0- 0	0- 0				
9- 2	0- 1	0- 1	NON-CONFERENCE	1- 0	4- 0	4- 0				
7- 0	0- 0	0- 0	HOME	1- 0	4- 0	2- 0				
2- 2	0- 1	0- 1	AWAY	0- 0	0- 0	2- 0				
0- 0	0- 0	0- 0	NEUTRAL	0- 0	0- 0	0- 0				
6- 2	0- 1	4- 0	CONFERENCE	1- 0	1- 0	0- 1				
2- 2	0- 1	1- 0	HOME	0- 0	1- 0	0- 1				
4- 0	0- 0	3- 0	AWAY	1- 0	0- 0	0- 0				
0- 0	0- 0	0- 0	NEUTRAL	0- 0	0- 0	0- 0				

RPI 1-25				RPI 26-50				RPI 51-100				RPI 101+			
RPI	S	Opponent	Score	RPI	S	Opponent	Score	RPI	S	Opponent	Score	RPI	S	Opponent	Score
7	H	Baylor	57 66	30	A	Texas	65 63	54	A	Iowa St.	77 74	103	H	Kansas	73 59
18	A	Texas A&M	68 70	40	H	West Virginia	73 60	75	H	Ohio	79 72	113	H	Boise St.	77 65
				47	A	Oklahoma	82 63					130	H	Robert Morris	66 61
				48	A	Oklahoma St.	72 68					133	H	Cornell	59 49
				50	A	Middle Tenn.	70 82					138	H	Auburn	80 65
												154	H	Texas Tech	76 80
												205	A	SMU	57 56
												284	A	Army West Point	66 52
												292	H	Texas St.	79 52
												293	H	Nicholls St.	72 47
LAST 10 Division I															
				48	A	Oklahoma St.	72 68	103	H	Kansas	73 59				
				40	H	West Virginia	73 60	154	H	Texas Tech	76 80				
				7	H	Baylor	57 66	30	A	Texas	65 63				
				47	A	Oklahoma	82 63	50	A	Middle Tenn.	70 82				
				54	A	Iowa St.	77 74	292	H	Texas St.	79 52				

Non-Div I Games:

TCU

■ Loss,
 ■ Non-Conf, S Site,
 ■ Home
 ■ Away
 N Neutral

Average RPI Win:	148	WON-LOST	WINNING	LAST 10	STRENGTH OF	OPP. STRENGTH	TEAM	ADJ.	CONF.	ADJ CONF.
Average RPI Loss:	77	RECORD	PCT. RANK	GAMES	SCHEDULE	OF SCHEDULE	RPI	RPI	RPI	RPI
DIV. I ONLY	13- 8	105	7-3	27	76	53	53	9	9	
DIV. I NON-CONF.	8- 5	117	2-1	22	82	59	59	9	9	
TOTALS	RPI 1-25	RPI 26-50	W-L RECORDS	RPI 51-100	RPI 101-150	RPI 150+				
13- 8	0- 2	0- 2	OVERALL	4- 1	2- 1	7- 2				
8- 3	0- 2	0- 1	HOME	3- 0	2- 0	3- 0				
5- 3	0- 0	0- 0	AWAY	1- 0	0- 1	4- 2				
0- 2	0- 0	0- 1	NEUTRAL	0- 1	0- 0	0- 0				
8- 5	0- 1	0- 2	NON-CONFERENCE	2- 1	2- 0	4- 1				
5- 2	0- 1	0- 1	HOME	1- 0	2- 0	2- 0				
3- 1	0- 0	0- 0	AWAY	1- 0	0- 0	2- 1				
0- 2	0- 0	0- 1	NEUTRAL	0- 1	0- 0	0- 0				
5- 3	0- 1	0- 0	CONFERENCE	2- 0	0- 1	3- 1				
3- 1	0- 1	0- 0	HOME	2- 0	0- 0	1- 0				
2- 2	0- 0	0- 0	AWAY	0- 0	0- 1	2- 1				
0- 0	0- 0	0- 0	NEUTRAL	0- 0	0- 0	0- 0				

RPI 1-25				RPI 26-50				RPI 51-100				RPI 101+			
RPI	S	Opponent	Score	RPI	S	Opponent	Score	RPI	S	Opponent	Score	RPI	S	Opponent	Score
1	H	South Carolina	71 78	34	H	FGCU	67 93	57	N	North Carolina	58 71	105	A	Cincinnati	81 86
8	H	UConn	54 83	39	N	Creighton	59 69	59	H	UCF	67 65	109	H	Duquesne	85 72
								64	A	Bucknell	72 61	116	H	Penn	76 72
								74	H	South Fla.	69 66	160	A	Houston	61 58
								88	H	Villanova	74 69	170	A	Wichita St.	70 72
												174	A	Towson	74 59
												196	A	La Salle	72 69
												201	A	Saint Joseph's	63 67
												205	H	SMU	85 62
												224	A	Tulsa	74 65
												226	H	Xavier	78 65
												235	H	Fairfield	77 59
LAST 10 Division I															
				59	H	UCF	67 65	205	H	SMU	85 62				
				105	A	Cincinnati	81 86	160	A	Houston	61 58				
				116	H	Penn	76 72	224	A	Tulsa	74 65				
				170	A	Wichita St.	70 72	196	A	La Salle	72 69				
				74	H	South Fla.	69 66	34	H	FGCU	67 93				

Non-Div I Games:

Temple

Tennessee

Through Games Of Jan. 29, 2020

Average RPI Win: 201		WON-LOST	WINNING	LAST 10	STRENGTH OF	OPP. STRENGTH	TEAM	ADJ.	CONF.	ADJ CONF.
Average RPI Loss: 16		RECORD	PCT. RANK	GAMES	SCHEDULE	OF SCHEDULE	RPI	RPI	RPI	RPI
DIV. I ONLY		16- 4	31	8-2	173	66	51	51	4	4
DIV. I NON-CONF.		10- 3	58	2-1	263	145	104	104	5	5
TOTALS		RPI 1-25	RPI 26-50		W-L RECORDS		RPI 51-100	RPI 101-150	RPI 150+	
16- 4	1- 3	0- 1		OVERALL		2- 0	3- 0	10- 0		
11- 1	1- 0	0- 1		HOME		2- 0	1- 0	7- 0		
5- 3	0- 3	0- 0		AWAY		0- 0	2- 0	3- 0		
0- 0	0- 0	0- 0		NEUTRAL		0- 0	0- 0	0- 0		
10- 3	0- 2	0- 1		NON-CONFERENCE		0- 0	1- 0	9- 0		
7- 1	0- 0	0- 1		HOME		0- 0	0- 0	7- 0		
3- 2	0- 2	0- 0		AWAY		0- 0	1- 0	2- 0		
0- 0	0- 0	0- 0		NEUTRAL		0- 0	0- 0	0- 0		
6- 1	1- 1	0- 0		CONFERENCE		2- 0	2- 0	1- 0		
4- 0	1- 0	0- 0		HOME		2- 0	1- 0	0- 0		
2- 1	0- 1	0- 0		AWAY		0- 0	1- 0	1- 0		
0- 0	0- 0	0- 0		NEUTRAL		0- 0	0- 0	0- 0		

RPI	S	Opponent	Score	RPI	S	Opponent	Score	RPI	S	Opponent	Score	RPI	S	Opponent	Score
4	A	Stanford	51 78	30	H	Texas	60 66	62	H	Alabama	65 63	131	A	Florida	78 50
8	A	UConn	45 60					69	H	Georgia	73 56	134	A	Notre Dame	74 63
21	A	Kentucky	76 80									147	H	Missouri	77 66
24	H	LSU	63 58									187	A	Portland St.	88 61
												217	H	Central Ark.	63 36
												239	H	Howard	88 38
												240	A	ETSU	72 68
												258	H	Stetson	73 46
												269	H	Colorado St.	79 41
												276	A	Ole Miss	84 28
												308	H	Air Force	81 54
												318	H	Ark.-Pine Bluff	92 51
												338	H	Tennessee St.	73 43
LAST 10 Division I															
24	H	LSU	63 58	276	A	Ole Miss	84 28								
8	A	UConn	45 60	21	A	Kentucky	76 80								
62	H	Alabama	65 63	147	H	Missouri	77 66								
131	A	Florida	78 50	239	H	Howard	88 38								
69	H	Georgia	73 56	187	A	Portland St.	88 61								

Non-Div I Games:

Tennessee

■ Loss,
■ Non-Conf,
■ S Site,
■ H Home
■ A Away
N Neutral

Tennessee St.

Through Games Of Jan. 29, 2020

Average RPI Win:	0	WON-LOST	WINNING	LAST 10	STRENGTH OF	OPP. STRENGTH	TEAM	ADJ.	CONF.	ADJ CONF.
Average RPI Loss:	192	RECORD	PCT. RANK	GAMES	SCHEDULE	OF SCHEDULE	RPI	RPI	RPI	RPI
DIV. I ONLY	0- 16	349	0-10	177	306	338	338	19	19	
DIV. I NON-CONF.	0- 8	338	0-2	80	309	318	318	24	24	
TOTALS	RPI 1-25	RPI 26-50	W-L RECORDS	RPI 51-100	RPI 101-150	RPI 150+				
0- 16	0- 0	0- 1	OVERALL	0- 3	0- 0	0- 12				
0- 9	0- 0	0- 0	HOME	0- 1	0- 0	0- 8				
0- 7	0- 0	0- 1	AWAY	0- 2	0- 0	0- 4				
0- 0	0- 0	0- 0	NEUTRAL	0- 0	0- 0	0- 0				
0- 8	0- 0	0- 1	NON-CONFERENCE	0- 2	0- 0	0- 5				
0- 5	0- 0	0- 0	HOME	0- 1	0- 0	0- 4				
0- 3	0- 0	0- 1	AWAY	0- 1	0- 0	0- 1				
0- 0	0- 0	0- 0	NEUTRAL	0- 0	0- 0	0- 0				
0- 8	0- 0	0- 0	CONFERENCE	0- 1	0- 0	0- 7				
0- 4	0- 0	0- 0	HOME	0- 0	0- 0	0- 4				
0- 4	0- 0	0- 0	AWAY	0- 1	0- 0	0- 3				
0- 0	0- 0	0- 0	NEUTRAL	0- 0	0- 0	0- 0				

RPI	S	Opponent	Score	RPI	S	Opponent	Score	RPI	S	Opponent	Score	RPI	S	Opponent	Score	Team's RPI: 338
33	A	Arizona	42 77	51	A	Tennessee	43 73	152	A	Southeast Mo. St.	54 83	163	H	Columbia	65 75	
				85	H	Vanderbilt	55 106	169	H	North Ala.	63 88	175	A	Austin Peay	58 76	
				87	A	UT Martin	71 88	223	A	Murray St.	62 100	243	H	Morehead St.	47 84	
								244	H	Eastern Ill.	52 73	261	A	South Alabama	48 70	
								265	H	Lipscomb	64 74	277	H	Eastern Ky.	55 61	
								319	H	Alcorn	57 62	321	H	SIUE	63 76	
LAST 10 Division I																
223	A	Murray St.	62 100	87	A	UT Martin	71 88									
175	A	Austin Peay	58 76	321	H	SIUE	63 76									
277	H	Eastern Ky.	55 61	244	H	Eastern Ill.	52 73									
243	H	Morehead St.	47 84	163	H	Columbia	65 75									
152	A	Southeast Mo. St.	54 83	33	A	Arizona	42 77									

Non-Div I Games: Wilberforce 83 65 Fisk 91 50

Tennessee St.

Loss, Non-Conf, S Site, H Home A Away N Neutral

Tennessee Tech

Through Games Of Jan. 29, 2020

Average RPI Win:	263	WON-LOST	WINNING	LAST 10	STRENGTH OF	OPP. STRENGTH	TEAM	ADJ.	CONF.	ADJ CONF.
Average RPI Loss:	107	RECORD	PCT. RANK	GAMES	SCHEDULE	OF SCHEDULE	RPI	RPI	RPI	RPI
DIV. I ONLY	13- 4	42	10-0	341	183	141	141	19	19	
DIV. I NON-CONF.	5- 4	140	2-0	343	72	233	233	24	24	
TOTALS	RPI 1-25	RPI 26-50	W-L RECORDS	RPI 51-100	RPI 101-150	RPI 150+				
13- 4	0- 0	0- 1	OVERALL	0- 2	0- 0	13- 1				
6- 0	0- 0	0- 0	HOME	0- 0	0- 0	6- 0				
6- 3	0- 0	0- 1	AWAY	0- 2	0- 0	6- 0				
1- 1	0- 0	0- 0	NEUTRAL	0- 0	0- 0	1- 1				
5- 4	0- 0	0- 1	NON-CONFERENCE	0- 2	0- 0	5- 1				
2- 0	0- 0	0- 0	HOME	0- 0	0- 0	2- 0				
2- 3	0- 0	0- 1	AWAY	0- 2	0- 0	2- 0				
1- 1	0- 0	0- 0	NEUTRAL	0- 0	0- 0	1- 1				
8- 0	0- 0	0- 0	CONFERENCE	0- 0	0- 0	8- 0				
4- 0	0- 0	0- 0	HOME	0- 0	0- 0	4- 0				
4- 0	0- 0	0- 0	AWAY	0- 0	0- 0	4- 0				
0- 0	0- 0	0- 0	NEUTRAL	0- 0	0- 0	0- 0				

RPI S	Opponent	Score	RPI S	Opponent	Score	RPI S	Opponent	Score	RPI S	Opponent	Score	Team's RPI: 141
50	A Middle Tenn.	58 64	85	A Vanderbilt	61 75	164	A Samford	72 57	175	H Austin Peay	58 49	
			91	A Southern Ill.	65 76	202	N Northern Ill.	74 82	223	H Murray St.	77 72	
						243	A Morehead St.	75 55	243	H Morehead St.	82 75	
						244	A Eastern Ill.	75 62	265	H Lipscomb	78 58	
						277	A Eastern Ky.	60 42	277	H Eastern Ky.	87 82	
						314	N Detroit Mercy	69 47	321	A SIUE	65 50	
						333	A Western Caro.	62 58	346	H La.-Monroe	75 68	
LAST 10 Division I												
277	H Eastern Ky.	87 82	175	H Austin Peay	58 49							
243	H Morehead St.	82 75	243	A Morehead St.	75 55							
244	A Eastern Ill.	75 62	277	A Eastern Ky.	60 42							
321	A SIUE	65 50	265	H Lipscomb	78 58							
223	H Murray St.	77 72	333	A Western Caro.	62 58							

Non-Div I Games: Tenn. Wesleyan 94 45 Cumberland (TN) 88 51

Tennessee Tech

■ Loss,
 ■ Non-Conf,
 ■ S Site,
 ■ Home
 ■ A Away
 N Neutral

Average RPI Win:	152	WON-LOST	WINNING	LAST 10	STRENGTH OF	OPP. STRENGTH	TEAM	ADJ.	CONF.	ADJ CONF.
Average RPI Loss:	62	RECORD	PCT. RANK	GAMES	SCHEDULE	OF SCHEDULE	RPI	RPI	RPI	RPI
DIV. I ONLY	14- 6	60	8-2	25	69	30	30	3	3	
DIV. I NON-CONF.	8- 4	90	2-0	71	171	72	72	4	4	
TOTALS	RPI 1-25	RPI 26-50	W-L RECORDS	RPI 51-100	RPI 101-150	RPI 150+				
14- 6	1- 2	2- 2	OVERALL	3- 1	2- 0	6- 1				
8- 2	1- 1	0- 1	HOME	1- 0	1- 0	5- 0				
5- 3	0- 0	2- 1	AWAY	2- 1	1- 0	0- 1				
1- 1	0- 1	0- 0	NEUTRAL	0- 0	0- 0	1- 0				
8- 4	1- 1	0- 1	NON-CONFERENCE	2- 1	0- 0	5- 1				
6- 1	1- 0	0- 1	HOME	1- 0	0- 0	4- 0				
1- 2	0- 0	0- 0	AWAY	1- 1	0- 0	0- 1				
1- 1	0- 1	0- 0	NEUTRAL	0- 0	0- 0	1- 0				
6- 2	0- 1	2- 1	CONFERENCE	1- 0	2- 0	1- 0				
2- 1	0- 1	0- 0	HOME	0- 0	1- 0	1- 0				
4- 1	0- 0	2- 1	AWAY	1- 0	1- 0	0- 0				
0- 0	0- 0	0- 0	NEUTRAL	0- 0	0- 0	0- 0				

RPI 1-25				RPI 26-50				Team's RPI: 30	RPI 51-100				RPI 101+			
RPI	S	Opponent	Score	RPI	S	Opponent	Score		RPI	S	Opponent	Score	RPI	S	Opponent	Score
4	H	Stanford	69 64	33	H	Arizona	58 83		51	A	Tennessee	66 60	103	H	Kansas	85 77
17	N	NC State	73 84	40	A	West Virginia	63 68		54	A	Iowa St.	81 75	149	A	Kansas St.	71 63
23	H	TCU	63 65	47	A	Oklahoma	70 53		74	A	South Fla.	57 64	154	H	Texas Tech	92 66
				48	A	Oklahoma St.	61 56		75	H	Ohio	73 60	184	A	Hawaii	60 73
LAST 10 Division I																
				47	A	Oklahoma	70 53		40	A	West Virginia	63 68				
				48	A	Oklahoma St.	61 56		54	A	Iowa St.	81 75				
				103	H	Kansas	85 77		23	H	TCU	63 65				
				149	A	Kansas St.	71 63		342	H	Northwestern St.	91 49				
				154	H	Texas Tech	92 66		4	H	Stanford	69 64				

Non-Div I Games:

Texas

■ Loss,
■ Non-Conf,
■ S Site,
■ H Home
■ A Away
N Neutral

Average RPI Win:	125	WON-LOST	WINNING	LAST 10	STRENGTH OF	OPP. STRENGTH	TEAM	ADJ.	CONF.	ADJ CONF.
Average RPI Loss:	20	RECORD	PCT. RANK	GAMES	SCHEDULE	OF SCHEDULE	RPI	RPI	RPI	RPI
DIV. I ONLY	17- 3	18	8-2	29	18	18	18	18	4	4
DIV. I NON-CONF.	12- 1	9	3-0	38	19	8	8	5	5	5
TOTALS	RPI 1-25	RPI 26-50	W-L RECORDS	RPI 51-100	RPI 101-150	RPI 150+				
17- 3	1- 3	3- 0	OVERALL	4- 0	4- 0	5- 0				
11- 1	1- 1	2- 0	HOME	0- 0	3- 0	5- 0				
4- 1	0- 1	1- 0	AWAY	3- 0	0- 0	0- 0				
2- 1	0- 1	0- 0	NEUTRAL	1- 0	1- 0	0- 0				
12- 1	1- 1	2- 0	NON-CONFERENCE	3- 0	2- 0	4- 0				
8- 0	1- 0	2- 0	HOME	0- 0	1- 0	4- 0				
2- 0	0- 0	0- 0	AWAY	2- 0	0- 0	0- 0				
2- 1	0- 1	0- 0	NEUTRAL	1- 0	1- 0	0- 0				
5- 2	0- 2	1- 0	CONFERENCE	1- 0	2- 0	1- 0				
3- 1	0- 1	0- 0	HOME	0- 0	2- 0	1- 0				
2- 1	0- 1	1- 0	AWAY	1- 0	0- 0	0- 0				
0- 0	0- 0	0- 0	NEUTRAL	0- 0	0- 0	0- 0				

RPI 1-25				Team's RPI: 18	RPI 26-50				RPI 51-100				RPI 101+						
RPI	S	Opponent	Score		RPI	S	Opponent	Score		RPI	S	Opponent	Score		RPI	S	Opponent	Score	
16	N	Florida St.	58	80	37	H	Duke	79	58	56	N	Georgia Tech	60	48	118	N	Montana St.	78	67
21	A	Kentucky	54	76	46	A	Arkansas	84	77	62	A	Alabama	79	74	125	H	A&M-Corpus Christi	85	48
23	H	TCU	70	68	48	H	Oklahoma St.	74	62	71	A	Southern California	74	64	131	H	Florida	69	42
24	H	LSU	54	57						100	A	Rice	62	61	147	H	Missouri	72	53
															160	H	Houston	72	43
															204	H	Little Rock	78	35
															217	H	Central Ark.	76	46
															276	H	Ole Miss	79	35
															305	H	Prairie View	80	38
LAST 10 Division I																			
					147	H	Missouri	72	53						276	H	Ole Miss	79	35
					62	A	Alabama	79	74						46	A	Arkansas	84	77
					131	H	Florida	69	42						125	H	A&M-Corpus Christi	85	48
					21	A	Kentucky	54	76						118	N	Montana St.	78	67
					24	H	LSU	54	57						56	N	Georgia Tech	60	48

Non-Div I Games:

Texas A&M

Average RPI Win:	245	WON-LOST	WINNING	LAST 10	STRENGTH OF	OPP. STRENGTH	TEAM	ADJ.	CONF.	ADJ CONF.
Average RPI Loss:	69	RECORD	PCT. RANK	GAMES	SCHEDULE	OF SCHEDULE	RPI	RPI	RPI	RPI
DIV. I ONLY	11- 7	107	8-2	194	161	110	110	31	31	
DIV. I NON-CONF.	5- 6	187	2-1	13	26	44	44	30	30	
TOTALS	RPI 1-25	RPI 26-50	W-L RECORDS	RPI 51-100	RPI 101-150	RPI 150+				
11- 7	0- 2	0- 1	OVERALL	2- 2	1- 1	8- 1				
6- 0	0- 0	0- 0	HOME	1- 0	0- 0	5- 0				
5- 5	0- 2	0- 1	AWAY	1- 1	1- 0	3- 1				
0- 2	0- 0	0- 0	NEUTRAL	0- 1	0- 1	0- 0				
5- 6	0- 2	0- 1	NON-CONFERENCE	2- 2	1- 1	2- 0				
1- 0	0- 0	0- 0	HOME	1- 0	0- 0	0- 0				
4- 4	0- 2	0- 1	AWAY	1- 1	1- 0	2- 0				
0- 2	0- 0	0- 0	NEUTRAL	0- 1	0- 1	0- 0				
6- 1	0- 0	0- 0	CONFERENCE	0- 0	0- 0	6- 1				
5- 0	0- 0	0- 0	HOME	0- 0	0- 0	5- 0				
1- 1	0- 0	0- 0	AWAY	0- 0	0- 0	1- 1				
0- 0	0- 0	0- 0	NEUTRAL	0- 0	0- 0	0- 0				

RPI 1-25				RPI 26-50				RPI 51-100				RPI 101+ Team's RPI: 110			
RPI	S	Opponent	Score	RPI	S	Opponent	Score	RPI	S	Opponent	Score	RPI	S	Opponent	Score
2	A	Oregon	63 99	41	A	Colorado	50 74	54	A	Iowa St.	59 79	117	N	UAB	68 84
10	A	Gonzaga	45 80					98	N	Utah	52 61	122	A	Tulane	72 62
								99	A	UT Arlington	74 63	161	A	Jackson St.	79 81
								100	H	Rice	63 56	184	A	Hawaii	74 57
												247	H	Southern U.	61 56
												305	H	Prairie View	88 65
												316	A	UTRGV	71 44
												318	H	Ark.-Pine Bluff	78 77
												319	H	Alcorn	105 70
												336	A	Grambling	89 85
												351	H	Mississippi Val.	88 58
LAST 10 Division I															
318	H	Ark.-Pine Bluff	78 77	319	H	Alcorn	105 70								
351	H	Mississippi Val.	88 58	247	H	Southern U.	61 56								
336	A	Grambling	89 85	99	A	UT Arlington	74 63								
161	A	Jackson St.	79 81	117	N	UAB	68 84								
305	H	Prairie View	88 65	122	A	Tulane	72 62								

Non-Div I Games:

Texas Southern

Average RPI Win:	212	WON-LOST	WINNING	LAST 10	STRENGTH OF	OPP. STRENGTH	TEAM	ADJ.	CONF.	ADJ CONF.
Average RPI Loss:	189	RECORD	PCT. RANK	GAMES	SCHEDULE	OF SCHEDULE	RPI	RPI	RPI	RPI
DIV. I ONLY	5- 12	279	1-9	205	288	292	292	22	22	
DIV. I NON-CONF.	5- 4	140	1-1	189	275	131	131	21	21	
TOTALS	RPI 1-25	RPI 26-50	W-L RECORDS	RPI 51-100	RPI 101-150	RPI 150+				
5- 12	0- 1	0- 0	OVERALL	0- 1	1- 3	4- 7				
4- 4	0- 0	0- 0	HOME	0- 0	1- 1	3- 3				
1- 8	0- 1	0- 0	AWAY	0- 1	0- 2	1- 4				
0- 0	0- 0	0- 0	NEUTRAL	0- 0	0- 0	0- 0				
5- 4	0- 1	0- 0	NON-CONFERENCE	0- 0	1- 1	4- 2				
4- 0	0- 0	0- 0	HOME	0- 0	1- 0	3- 0				
1- 4	0- 1	0- 0	AWAY	0- 0	0- 1	1- 2				
0- 0	0- 0	0- 0	NEUTRAL	0- 0	0- 0	0- 0				
0- 8	0- 0	0- 0	CONFERENCE	0- 1	0- 2	0- 5				
0- 4	0- 0	0- 0	HOME	0- 0	0- 1	0- 3				
0- 4	0- 0	0- 0	AWAY	0- 1	0- 1	0- 2				
0- 0	0- 0	0- 0	NEUTRAL	0- 0	0- 0	0- 0				

RPI 1-25				RPI 26-50				RPI 51-100				RPI 101+ Team's RPI: 292			
RPI	S	Opponent	Score	RPI	S	Opponent	Score	RPI	S	Opponent	Score	RPI	S	Opponent	Score
23	A	TCU	52 79					65	A	Troy	50 84	103	A	Kansas	48 68
												123	A	Coastal Caro.	67 75
												125	H	A&M-Corpus Christi	57 48
												132	H	Louisiana	67 73
												155	H	New Orleans	51 49
												158	A	Dartmouth	61 51
												204	H	Little Rock	66 78
												211	H	Arkansas St.	53 56
												253	A	Oral Roberts	57 63
												261	A	South Alabama	76 78
												263	A	Morgan St.	62 72
												279	A	Appalachian St.	65 73
												303	H	UTSA	74 69
												319	H	Alcorn	67 59
												346	H	La.-Monroe	55 58
LAST 10 Division I															
261	A	South Alabama	76 78	123	A	Coastal Caro.	67 75								
65	A	Troy	50 84	211	H	Arkansas St.	53 56								
132	H	Louisiana	67 73	204	H	Little Rock	66 78								
346	H	La.-Monroe	55 58	319	H	Alcorn	67 59								
279	A	Appalachian St.	65 73	23	A	TCU	52 79								

Non-Div I Games: Texas Lutheran 72 31 Tex. Permian Basin 83 45

Texas St.

■ Loss,
 ■ Non-Conf,
 ■ S Site,
 ■ Home
 ■ Away
 N Neutral

Average RPI Win:	249	WON-LOST	WINNING	LAST 10	STRENGTH OF	OPP. STRENGTH	TEAM	ADJ.	CONF.	ADJ CONF.
Average RPI Loss:	69	RECORD	PCT. RANK	GAMES	SCHEDULE	OF SCHEDULE	RPI	RPI	RPI	RPI
DIV. I ONLY	13- 5	50	5-5	289	144	154	154	3	3	
DIV. I NON-CONF.	11- 0	1	3-0	350	340	168	168	4	4	
TOTALS	RPI 1-25	RPI 26-50	W-L RECORDS	RPI 51-100	RPI 101-150	RPI 150+				
13- 5	1- 1	1- 1	OVERALL	0- 1	1- 2	10- 0				
10- 2	0- 0	1- 0	HOME	0- 1	0- 1	9- 0				
2- 3	1- 1	0- 1	AWAY	0- 0	1- 1	0- 0				
1- 0	0- 0	0- 0	NEUTRAL	0- 0	0- 0	1- 0				
11- 0	0- 0	0- 0	NON-CONFERENCE	0- 0	1- 0	10- 0				
9- 0	0- 0	0- 0	HOME	0- 0	0- 0	9- 0				
1- 0	0- 0	0- 0	AWAY	0- 0	1- 0	0- 0				
1- 0	0- 0	0- 0	NEUTRAL	0- 0	0- 0	1- 0				
2- 5	1- 1	1- 1	CONFERENCE	0- 1	0- 2	0- 0				
1- 2	0- 0	1- 0	HOME	0- 1	0- 1	0- 0				
1- 3	1- 1	0- 1	AWAY	0- 0	0- 1	0- 0				
0- 0	0- 0	0- 0	NEUTRAL	0- 0	0- 0	0- 0				

RPI 1-25				RPI 26-50				RPI 51-100				RPI 101+ Team's RPI: 154			
RPI	S	Opponent	Score	RPI	S	Opponent	Score	RPI	S	Opponent	Score	RPI	S	Opponent	Score
7	A	Baylor	79 87	30	A	Texas	66 92	54	H	Iowa St.	66 96	103	A	Kansas	50 67
23	A	TCU	80 76	47	H	Oklahoma	89 84					146	A	San Diego	64 60
												149	H	Kansas St.	72 76
												162	H	Sam Houston St.	99 57
												276	H	Ole Miss	84 48
												303	H	UTSA	115 58
												305	H	Prairie View	82 48
												307	N	Purdue Fort Wayne	82 48
												317	H	Houston Baptist	59 51
												318	H	Ark.-Pine Bluff	81 55
												342	H	Northwestern St.	79 49
												346	H	La.-Monroe	83 38
												350	H	Florida A&M	98 60
LAST 10 Division I															
7	A	Baylor	79 87	23	A	TCU	80 76								
47	H	Oklahoma	89 84	54	H	Iowa St.	66 96								
103	A	Kansas	50 67	303	H	UTSA	115 58								
30	A	Texas	66 92	346	H	La.-Monroe	83 38								
149	H	Kansas St.	72 76	318	H	Ark.-Pine Bluff	81 55								

Non-Div I Games:

Texas Tech

■ Loss,
 ■ Non-Conf,
 ■ S Site,
 ■ H Home
 ■ A Away
 N Neutral

Average RPI Win:	202	WON-LOST	WINNING	LAST 10	STRENGTH OF	OPP. STRENGTH	TEAM	ADJ.	CONF.	ADJ CONF.
Average RPI Loss:	116	RECORD	PCT. RANK	GAMES	SCHEDULE	OF SCHEDULE	RPI	RPI	RPI	RPI
DIV. I ONLY	9- 9	175	6-4	172	127	177	177	10	10	
DIV. I NON-CONF.	5- 6	187	2-1	225	203	218	218	10	10	
TOTALS	RPI 1-25	RPI 26-50	W-L RECORDS	RPI 51-100	RPI 101-150	RPI 150+				
9- 9	0- 1	0- 0	OVERALL	2- 2	1- 3	6- 3				
5- 4	0- 0	0- 0	HOME	2- 1	0- 0	3- 3				
3- 4	0- 1	0- 0	AWAY	0- 0	0- 3	3- 0				
1- 1	0- 0	0- 0	NEUTRAL	0- 1	1- 0	0- 0				
5- 6	0- 0	0- 0	NON-CONFERENCE	1- 2	1- 2	3- 2				
2- 3	0- 0	0- 0	HOME	1- 1	0- 0	1- 2				
2- 2	0- 0	0- 0	AWAY	0- 0	0- 2	2- 0				
1- 1	0- 0	0- 0	NEUTRAL	0- 1	1- 0	0- 0				
4- 3	0- 1	0- 0	CONFERENCE	1- 0	0- 1	3- 1				
3- 1	0- 0	0- 0	HOME	1- 0	0- 0	2- 1				
1- 2	0- 1	0- 0	AWAY	0- 0	0- 1	1- 0				
0- 0	0- 0	0- 0	NEUTRAL	0- 0	0- 0	0- 0				

RPI	S	Opponent	Score	RPI	S	Opponent	Score	RPI	S	Opponent	Score	RPI	S	Opponent	Score	Team's RPI: 177
20	A	Central Mich.	66 73					65	N	Troy	64 71	107	N	Pacific	66 65	
								66	H	Belmont	53 48	109	A	Duquesne	74 79	
								77	H	Buffalo	71 59	134	A	Notre Dame	51 54	
								80	H	Dayton	42 60	136	A	Western Mich.	72 84	
												159	H	Eastern Mich.	62 77	
												165	H	Valparaiso	54 61	
												178	H	Memphis	76 83	
												194	H	Akron	65 61	
												199	H	Bowling Green	79 72	
												202	A	Northern Ill.	63 51	
												314	A	Detroit Mercy	82 64	
												322	A	Georgia St.	74 48	
												339	H	Canisius	83 65	
LAST 10 Division I																
159	H	Eastern Mich.	62 77	77	H	Buffalo	71 59									
20	A	Central Mich.	66 73	136	A	Western Mich.	72 84									
199	H	Bowling Green	79 72	339	H	Canisius	83 65									
194	H	Akron	65 61	107	N	Pacific	66 65									
202	A	Northern Ill.	63 51	65	N	Troy	64 71									

Non-Div I Games:

Toledo

Average RPI Win:	206	WON-LOST	WINNING	LAST 10	STRENGTH OF	OPP. STRENGTH	TEAM	ADJ.	CONF.	ADJ CONF.
Average RPI Loss:	125	RECORD	PCT. RANK	GAMES	SCHEDULE	OF SCHEDULE	RPI	RPI	RPI	RPI
DIV. I ONLY	9- 8	157	6-4	164	100	174	174	14	14	
DIV. I NON-CONF.	4- 6	212	1-2	168	38	222	222	14	14	
TOTALS	RPI 1-25	RPI 26-50	W-L RECORDS	RPI 51-100	RPI 101-150	RPI 150+				
9- 8	0- 1	1- 1	OVERALL	0- 1	1- 1	7- 4				
6- 4	0- 0	1- 0	HOME	0- 1	1- 0	4- 3				
2- 3	0- 0	0- 1	AWAY	0- 0	0- 1	2- 1				
1- 1	0- 1	0- 0	NEUTRAL	0- 0	0- 0	1- 0				
4- 6	0- 1	0- 1	NON-CONFERENCE	0- 1	0- 1	4- 2				
3- 2	0- 0	0- 0	HOME	0- 1	0- 0	3- 1				
0- 3	0- 0	0- 1	AWAY	0- 0	0- 1	0- 1				
1- 1	0- 1	0- 0	NEUTRAL	0- 0	0- 0	1- 0				
5- 2	0- 0	1- 0	CONFERENCE	0- 0	1- 0	3- 2				
3- 2	0- 0	1- 0	HOME	0- 0	1- 0	1- 2				
2- 0	0- 0	0- 0	AWAY	0- 0	0- 0	2- 0				
0- 0	0- 0	0- 0	NEUTRAL	0- 0	0- 0	0- 0				

RPI 1-25				RPI 26-50				RPI 51-100				RPI 101+ Team's RPI: 174			
RPI	S	Opponent	Score	RPI	S	Opponent	Score	RPI	S	Opponent	Score	RPI	S	Opponent	Score
5	N	Iowa	72 100	36	A	Rutgers	53 67	53	H	Temple	59 74	137	H	Northeastern	81 68
				44	H	James Madison	76 75					146	A	San Diego	67 81
												153	H	Elon	61 74
												156	H	William & Mary	75 83
												172	H	American	63 60
												191	H	Penn St.	67 73
												219	N	Iona	75 58
												241	H	Mt. St. Mary's	73 57
												242	H	Marshall	59 56
												245	A	Col. of Charleston	79 62
												250	A	UNCW	62 41
												256	A	San Diego St.	72 80
												302	H	Hofstra	84 71
LAST 10 Division I															
302	H	Hofstra	84 71	156	H	William & Mary	75 83								
137	H	Northeastern	81 68	153	H	Elon	61 74								
250	A	UNCW	62 41	242	H	Marshall	59 56								
245	A	Col. of Charleston	79 62	36	A	Rutgers	53 67								
44	H	James Madison	76 75	53	H	Temple	59 74								

Non-Div I Games: Chestnut Hill 86 49

Towson

Loss, Non-Conf, S Site, H Home A Away N Neutral

TOTALS	RPI 1-25	RPI 26-50	W-L RECORDS	RPI 51-100	RPI 101-150	RPI 150+
14- 3	0- 1	0- 1	OVERALL	1- 0	2- 1	11- 0
6- 1	0- 0	0- 0	HOME	1- 0	1- 1	4- 0
6- 2	0- 1	0- 1	AWAY	0- 0	0- 0	6- 0
2- 0	0- 0	0- 0	NEUTRAL	0- 0	1- 0	1- 0
7- 2	0- 1	0- 1	NON-CONFERENCE	0- 0	1- 0	6- 0
2- 0	0- 0	0- 0	HOME	0- 0	0- 0	2- 0
3- 2	0- 1	0- 1	AWAY	0- 0	0- 0	3- 0
2- 0	0- 0	0- 0	NEUTRAL	0- 0	1- 0	1- 0
7- 1	0- 0	0- 0	CONFERENCE	1- 0	1- 1	5- 0
4- 1	0- 0	0- 0	HOME	1- 0	1- 1	2- 0
3- 0	0- 0	0- 0	AWAY	0- 0	0- 0	3- 0
0- 0	0- 0	0- 0	NEUTRAL	0- 0	0- 0	0- 0

RPI 1-25				RPI 26-50				RPI 51-100				Team's RPI: 65				RPI 101+			
RPI	S	Opponent	Score	RPI	S	Opponent	Score	RPI	S	Opponent	Score			RPI	S	Opponent	Score		
11	A	Mississippi St.	82 122	37	A	Duke	85 99	99	H	UT Arlington	85 69			102	N	Kent St.	71 64		
														123	H	Coastal Caro.	84 77		
														132	H	Louisiana	73 79		
														151	A	Bethune-Cookman	68 62		
														164	A	Samford	74 65		
														177	N	Toledo	71 64		
														234	A	Chattanooga	90 51		
														240	H	ETSU	79 61		
														279	H	Appalachian St.	84 55		
														290	A	Ga. Southern	79 69		
														292	H	Texas St.	84 50		
														310	H	Jacksonville St.	94 64		
														322	A	Georgia St.	71 57		
														346	A	La.-Monroe	72 65		
LAST 10 Division I																			
				99	H	UT Arlington	85 69	346	A	La.-Monroe	72 65								
				292	H	Texas St.	84 50	279	H	Appalachian St.	84 55								
				322	A	Georgia St.	71 57	123	H	Coastal Caro.	84 77								
				290	A	Ga. Southern	79 69	102	N	Kent St.	71 64								
				132	H	Louisiana	73 79	177	N	Toledo	71 64								

Troy

Page 295

Tulane

Through Games Of Jan. 29, 2020

Average RPI Win:	178	WON-LOST	WINNING	LAST 10	STRENGTH OF	OPP. STRENGTH	TEAM	ADJ.	CONF.	ADJ CONF.
Average RPI Loss:	87	RECORD	PCT. RANK	GAMES	SCHEDULE	OF SCHEDULE	RPI	RPI	RPI	RPI
DIV. I ONLY	12- 9	141	8-2	89	78	122	122	9	9	
DIV. I NON-CONF.	5- 8	221	1-1	84	61	194	194	9	9	
TOTALS	RPI 1-25	RPI 26-50	W-L RECORDS	RPI 51-100	RPI 101-150	RPI 150+				
12- 9	0- 1	0- 2	OVERALL	1- 4	2- 1	9- 1				
7- 6	0- 1	0- 2	HOME	1- 1	1- 1	5- 1				
5- 1	0- 0	0- 0	AWAY	0- 1	1- 0	4- 0				
0- 2	0- 0	0- 0	NEUTRAL	0- 2	0- 0	0- 0				
5- 8	0- 1	0- 2	NON-CONFERENCE	0- 3	1- 1	4- 1				
3- 6	0- 1	0- 2	HOME	0- 1	0- 1	3- 1				
2- 0	0- 0	0- 0	AWAY	0- 0	1- 0	1- 0				
0- 2	0- 0	0- 0	NEUTRAL	0- 2	0- 0	0- 0				
7- 1	0- 0	0- 0	CONFERENCE	1- 1	1- 0	5- 0				
4- 0	0- 0	0- 0	HOME	1- 0	1- 0	2- 0				
3- 1	0- 0	0- 0	AWAY	0- 1	0- 0	3- 0				
0- 0	0- 0	0- 0	NEUTRAL	0- 0	0- 0	0- 0				

RPI S	Opponent	Score	RPI S	Opponent	Score	RPI S	Opponent	Score	RPI S	Opponent	Score	Team's RPI: 122
24	H LSU	54 59	41	H Colorado	52 62	59	H UCF	60 59	105	H Cincinnati	64 59	
			50	H Middle Tenn.	62 64	62	H Alabama	56 66	108	A Washington	64 62	
						72	N Charlotte	56 60	110	H Texas Southern	62 72	
						74	A South Fla.	56 63	161	H Jackson St.	82 46	
						90	N Boston College	76 89	170	A Wichita St.	61 56	
									178	H Memphis	59 55	
									198	A Southern Miss.	62 58	
									205	A SMU	67 66	
									217	H Central Ark.	65 38	
									224	A Tulsa	50 46	
									224	H Tulsa	64 62	
									261	H South Alabama	53 62	
									290	H Ga. Southern	56 40	
LAST 10 Division I												
224	A Tulsa	50 46	178	H Memphis	59 55							
74	A South Fla.	56 63	224	H Tulsa	64 62							
59	H UCF	60 59	170	A Wichita St.	61 56							
105	H Cincinnati	64 59	290	H Ga. Southern	56 40							
205	A SMU	67 66	41	H Colorado	52 62							

Non-Div I Games:

Tulane

Loss, Non-Conf, S Site, H Home A Away N Neutral

Average RPI Win: 245	WON-LOST	WINNING	LAST 10	STRENGTH OF	OPP. STRENGTH	TEAM	ADJ.	CONF.	ADJ CONF.
Average RPI Loss: 104	RECORD	PCT. RANK	GAMES	SCHEDULE	OF SCHEDULE	RPI	RPI	RPI	RPI
DIV. I ONLY	6- 15	284	3-7	80	93	224	224	9	9
DIV. I NON-CONF.	5- 8	221	2-0	89	167	189	189	9	9
TOTALS	RPI 1-25	RPI 26-50	W-L RECORDS	RPI 51-100	RPI 101-150	RPI 150+			
6- 15	0- 1	0- 4	OVERALL	0- 3	0- 3	6- 4			
5- 5	0- 0	0- 1	HOME	0- 2	0- 2	5- 0			
1- 8	0- 1	0- 1	AWAY	0- 1	0- 1	1- 4			
0- 2	0- 0	0- 2	NEUTRAL	0- 0	0- 0	0- 0			
5- 8	0- 0	0- 4	NON-CONFERENCE	0- 1	0- 1	5- 2			
4- 2	0- 0	0- 1	HOME	0- 0	0- 1	4- 0			
1- 4	0- 0	0- 1	AWAY	0- 1	0- 0	1- 2			
0- 2	0- 0	0- 2	NEUTRAL	0- 0	0- 0	0- 0			
1- 7	0- 1	0- 0	CONFERENCE	0- 2	0- 2	1- 2			
1- 3	0- 0	0- 0	HOME	0- 2	0- 1	1- 0			
0- 4	0- 1	0- 0	AWAY	0- 0	0- 1	0- 2			
0- 0	0- 0	0- 0	NEUTRAL	0- 0	0- 0	0- 0			

RPI	S	Opponent	Score	RPI	S	Opponent	Score	RPI	S	Opponent	Score	RPI	S	Opponent	Score	Team's RPI: 224
8	A	UConn	34 92	29	N	Western Ky.	63 76	53	H	Temple	65 74	111	H	SFA	63 67	
				38	N	Marquette	60 61	74	H	South Fla.	52 68	122	A	Tulane	62 64	
				46	A	Arkansas	41 91	79	A	Abilene Christian	63 73	122	H	Tulane	46 50	
				48	H	Oklahoma St.	48 78					170	A	Wichita St.	46 57	
												204	A	Little Rock	51 63	
												205	A	SMU	38 57	
												211	H	Arkansas St.	79 77	
												214	A	UTEP	58 51	
												251	H	LMU (CA)	75 56	
												253	H	Oral Roberts	67 65	
												258	A	Stetson	60 66	
												269	H	Colorado St.	61 55	
												270	H	East Carolina	58 56	
LAST 10 Division I																
				122	H	Tulane	46 50	74	H	South Fla.	52 68					
				205	A	SMU	38 57	122	A	Tulane	62 64					
				270	H	East Carolina	58 56	53	H	Temple	65 74					
				8	A	UConn	34 92	214	A	UTEP	58 51					
				170	A	Wichita St.	46 57	269	H	Colorado St.	61 55					

Non-Div I Games:

Tulsa

Average RPI Win:	206	WON-LOST	WINNING	LAST 10	STRENGTH OF	OPP. STRENGTH	TEAM	ADJ.	CONF.	ADJ CONF.
Average RPI Loss:	103	RECORD	PCT. RANK	GAMES	SCHEDULE	OF SCHEDULE	RPI	RPI	RPI	RPI
DIV. I ONLY	11- 7	107	6-4	149	125	117	117	13	13	
DIV. I NON-CONF.	6- 4	123	1-1	207	126	150	150	13	13	
TOTALS	RPI 1-25	RPI 26-50	W-L RECORDS	RPI 51-100	RPI 101-150	RPI 150+				
11- 7	0- 0	1- 3	OVERALL	0- 1	2- 1	8- 2				
7- 2	0- 0	1- 0	HOME	0- 1	1- 1	5- 0				
3- 4	0- 0	0- 2	AWAY	0- 0	0- 0	3- 2				
1- 1	0- 0	0- 1	NEUTRAL	0- 0	1- 0	0- 0				
6- 4	0- 0	0- 2	NON-CONFERENCE	0- 0	2- 1	4- 1				
4- 1	0- 0	0- 0	HOME	0- 0	1- 1	3- 0				
1- 2	0- 0	0- 1	AWAY	0- 0	0- 0	1- 1				
1- 1	0- 0	0- 1	NEUTRAL	0- 0	1- 0	0- 0				
5- 3	0- 0	1- 1	CONFERENCE	0- 1	0- 0	4- 1				
3- 1	0- 0	1- 0	HOME	0- 1	0- 0	2- 0				
2- 2	0- 0	0- 1	AWAY	0- 0	0- 0	2- 1				
0- 0	0- 0	0- 0	NEUTRAL	0- 0	0- 0	0- 0				

RPI 1-25			RPI 26-50			RPI 51-100			RPI 101+			Team's RPI: 117
RPI	S	Opponent	Score	RPI	S	Opponent	Score	RPI	S	Opponent	Score	
				29	A	Western Ky.	65 69	72	H	Charlotte	75 83	110 N Texas Southern 84 68
				31	H	Old Dominion	76 65					113 H Boise St. 81 83
				41	N	Colorado	69 77					138 H Auburn 80 75
				47	A	Oklahoma	75 82					164 H Samford 76 69
												168 H Fla. Atlantic 92 73
												178 A Memphis 52 77
												198 A Southern Miss. 74 68
												242 A Marshall 56 61
												255 A Louisiana Tech 71 51
												261 H South Alabama 77 61
												299 H FIU 71 58
												319 A Alcorn 86 65
												328 H McNeese 97 70
LAST 10 Division I												
				255	A	Louisiana Tech	71 51	29	A	Western Ky.	65 69	
				198	A	Southern Miss.	74 68	31	H	Old Dominion	76 65	
				168	H	Fla. Atlantic	92 73	72	H	Charlotte	75 83	
				299	H	FIU	71 58	110	N	Texas Southern	84 68	
				242	A	Marshall	56 61	41	N	Colorado	69 77	

Non-Div I Games: Ala.-Huntsville 74 57 Tuskegee 103 60

UAB

Loss, Non-Conf, S Site, H Home A Away N Neutral

UC Davis

Through Games Of Jan. 29, 2020

Average RPI Win:	248	WON-LOST	WINNING	LAST 10	STRENGTH OF	OPP. STRENGTH	TEAM	ADJ.	CONF.	ADJ CONF.
Average RPI Loss:	147	RECORD	PCT. RANK	GAMES	SCHEDULE	OF SCHEDULE	RPI	RPI	RPI	RPI
DIV. I ONLY	9- 9	175	6-4	233	200	185	185	27	27	
DIV. I NON-CONF.	4- 8	235	1-3	155	163	228	228	26	26	
TOTALS	RPI 1-25	RPI 26-50	W-L RECORDS	RPI 51-100	RPI 101-150	RPI 150+				
9- 9	0- 1	0- 0	OVERALL	0- 2	0- 1	9- 5				
6- 2	0- 0	0- 0	HOME	0- 0	0- 0	6- 2				
3- 7	0- 1	0- 0	AWAY	0- 2	0- 1	3- 3				
0- 0	0- 0	0- 0	NEUTRAL	0- 0	0- 0	0- 0				
4- 8	0- 1	0- 0	NON-CONFERENCE	0- 2	0- 1	4- 4				
3- 2	0- 0	0- 0	HOME	0- 0	0- 0	3- 2				
1- 6	0- 1	0- 0	AWAY	0- 2	0- 1	1- 2				
0- 0	0- 0	0- 0	NEUTRAL	0- 0	0- 0	0- 0				
5- 1	0- 0	0- 0	CONFERENCE	0- 0	0- 0	5- 1				
3- 0	0- 0	0- 0	HOME	0- 0	0- 0	3- 0				
2- 1	0- 0	0- 0	AWAY	0- 0	0- 0	2- 1				
0- 0	0- 0	0- 0	NEUTRAL	0- 0	0- 0	0- 0				

RPI 1-25				RPI 26-50				RPI 51-100				RPI 101+ Team's RPI: 185			
RPI	S	Opponent	Score	RPI	S	Opponent	Score	RPI	S	Opponent	Score	RPI	S	Opponent	Score
4	A	Stanford	55 67					68	A	Minnesota	67 76	118	A	Montana St.	65 77
								81	A	Fresno St.	65 73	166	H	Santa Clara	61 62
												176	A	Saint Mary's (CA)	74 83
												184	H	Hawaii	62 49
												187	H	Portland St.	70 76
												190	H	Boston U.	75 68
												195	A	Northern Ariz.	71 61
												233	H	San Francisco	79 67
												248	A	Pepperdine	67 70
												249	H	CSUN	61 39
												262	H	Long Beach St.	57 55
												267	A	UC Santa Barbara	56 46
												278	A	UC Riverside	70 75
												320	H	Sacramento St.	77 75
												334	A	Cal Poly	42 36
LAST 10 Division I															
249	H	CSUN	61 39	278	A	UC Riverside	70 75								
334	A	Cal Poly	42 36	4	A	Stanford	55 67								
267	A	UC Santa Barbara	56 46	248	A	Pepperdine	67 70								
262	H	Long Beach St.	57 55	68	A	Minnesota	67 76								
184	H	Hawaii	62 49	195	A	Northern Ariz.	71 61								

Non-Div I Games: William Jessup 96 32

UC Davis

■ Loss,
 ■ Non-Conf,
 ■ S Site,
 ■ H Home
 ■ A Away
 N Neutral

Average RPI Win:	225	WON-LOST	WINNING	LAST 10	STRENGTH OF	OPP. STRENGTH	TEAM	ADJ.	CONF.	ADJ CONF.
Average RPI Loss:	186	RECORD	PCT. RANK	GAMES	SCHEDULE	OF SCHEDULE	RPI	RPI	RPI	RPI
DIV. I ONLY	4- 14	302	1-9	206	226	300	300	27	27	
DIV. I NON-CONF.	3- 10	282	0-5	121	184	261	261	26	26	
TOTALS	RPI 1-25	RPI 26-50	W-L RECORDS	RPI 51-100	RPI 101-150	RPI 150+				
4- 14	0- 1	0- 0	OVERALL	0- 3	1- 0	3- 10				
2- 4	0- 0	0- 0	HOME	0- 0	1- 0	1- 4				
1- 6	0- 1	0- 0	AWAY	0- 1	0- 0	1- 4				
1- 4	0- 0	0- 0	NEUTRAL	0- 2	0- 0	1- 2				
3- 10	0- 1	0- 0	NON-CONFERENCE	0- 3	1- 0	2- 6				
2- 1	0- 0	0- 0	HOME	0- 0	1- 0	1- 1				
0- 5	0- 1	0- 0	AWAY	0- 1	0- 0	0- 3				
1- 4	0- 0	0- 0	NEUTRAL	0- 2	0- 0	1- 2				
1- 4	0- 0	0- 0	CONFERENCE	0- 0	0- 0	1- 4				
0- 3	0- 0	0- 0	HOME	0- 0	0- 0	0- 3				
1- 1	0- 0	0- 0	AWAY	0- 0	0- 0	1- 1				
0- 0	0- 0	0- 0	NEUTRAL	0- 0	0- 0	0- 0				

RPI 1-25				RPI 26-50				RPI 51-100				RPI 101+ Team's RPI: 300			
RPI	S	Opponent	Score	RPI	S	Opponent	Score	RPI	S	Opponent	Score	RPI	S	Opponent	Score
13	A	Oregon St.	57 86					85	N	Vanderbilt	63 76	128	H	San Jose St.	79 77
								86	A	Washington St.	59 87	169	N	North Ala.	60 88
								96	N	Davidson	72 78	187	H	Portland St.	61 70
												187	N	Portland St.	83 75
												205	A	SMU	56 59
												218	A	Southern Utah	68 82
												233	N	San Francisco	61 68
												249	A	CSUN	62 70
												249	H	CSUN	51 56
												251	H	LMU (CA)	80 65
												262	H	Long Beach St.	46 56
												267	H	UC Santa Barbara	61 65
												291	A	Denver	75 83
												334	A	Cal Poly	68 57
LAST 10 Division I															
262	H	Long Beach St.	46 56	205	A	SMU	56 59								
249	H	CSUN	51 56	233	N	San Francisco	61 68								
334	A	Cal Poly	68 57	85	N	Vanderbilt	63 76								
267	H	UC Santa Barbara	61 65	86	A	Washington St.	59 87								
249	A	CSUN	62 70	218	A	Southern Utah	68 82								

Non-Div I Games: Westcliff 93 41

UC Irvine

■ Loss,
 ■ Non-Conf,
 ■ S Site,
 ■ Home
 ■ A Away
 N Neutral

UC Riverside

Through Games Of Jan. 29, 2020

Average RPI Win:	257	WON-LOST	WINNING	LAST 10	STRENGTH OF	OPP. STRENGTH	TEAM	ADJ.	CONF.	ADJ CONF.
Average RPI Loss:	172	RECORD	PCT. RANK	GAMES	SCHEDULE	OF SCHEDULE	RPI	RPI	RPI	RPI
DIV. I ONLY	6- 13	271	4-6	220	193	278	278	27	27	
DIV. I NON-CONF.	4- 10	259	2-3	160	219	249	249	26	26	
TOTALS	RPI 1-25	RPI 26-50	W-L RECORDS	RPI 51-100	RPI 101-150	RPI 150+				
6- 13	0- 1	0- 1	OVERALL	0- 1	0- 2	6- 8				
5- 3	0- 0	0- 0	HOME	0- 1	0- 0	5- 2				
1- 10	0- 1	0- 1	AWAY	0- 0	0- 2	1- 6				
0- 0	0- 0	0- 0	NEUTRAL	0- 0	0- 0	0- 0				
4- 10	0- 1	0- 1	NON-CONFERENCE	0- 1	0- 2	4- 5				
3- 2	0- 0	0- 0	HOME	0- 1	0- 0	3- 1				
1- 8	0- 1	0- 1	AWAY	0- 0	0- 2	1- 4				
0- 0	0- 0	0- 0	NEUTRAL	0- 0	0- 0	0- 0				
2- 3	0- 0	0- 0	CONFERENCE	0- 0	0- 0	2- 3				
2- 1	0- 0	0- 0	HOME	0- 0	0- 0	2- 1				
0- 2	0- 0	0- 0	AWAY	0- 0	0- 0	0- 2				
0- 0	0- 0	0- 0	NEUTRAL	0- 0	0- 0	0- 0				

RPI 1-25				RPI 26-50				RPI 51-100				RPI 101+ Team's RPI: 278			
RPI	S	Opponent	Score	RPI	S	Opponent	Score	RPI	S	Opponent	Score	RPI	S	Opponent	Score
2	A	Oregon	41 84	33	A	Arizona	27 70	71	H	Southern California	59 76	106	A	VCU	51 67
												127	A	California	61 84
												157	H	CSU Bakersfield	53 52
												184	A	Hawaii	57 80
												184	H	Hawaii	59 65
												185	H	UC Davis	75 70
												189	A	New Mexico	70 80
												214	A	UTEP	50 63
												218	A	Southern Utah	68 79
												267	H	UC Santa Barbara	66 61
												269	A	Colorado St.	40 52
												294	H	California Baptist	80 64
												301	H	Weber St.	54 64
												312	A	New Mexico St.	60 58
												329	H	Utah Valley	67 53
												334	A	Cal Poly	70 75
LAST 10 Division I															
184	H	Hawaii	59 65	157	H	CSU Bakersfield	53 52								
334	A	Cal Poly	70 75	106	A	VCU	51 67								
267	H	UC Santa Barbara	66 61	218	A	Southern Utah	68 79								
184	A	Hawaii	57 80	2	A	Oregon	41 84								
185	H	UC Davis	75 70	294	H	California Baptist	80 64								

Non-Div I Games:

UC Riverside

■ Loss,
 ■ Non-Conf,
 ■ S Site,
 ■ H Home
 ■ A Away
 N Neutral

UC Santa Barbara

Through Games Of Jan. 29, 2020

Average RPI Win:	268	WON-LOST	WINNING	LAST 10	STRENGTH OF	OPP. STRENGTH	TEAM	ADJ.	CONF.	ADJ CONF.
Average RPI Loss:	178	RECORD	PCT. RANK	GAMES	SCHEDULE	OF SCHEDULE	RPI	RPI	RPI	RPI
DIV. I ONLY	7- 11	239	3-7	231	312	267	267	27	27	
DIV. I NON-CONF.	4- 8	235	0-4	157	298	258	258	26	26	
TOTALS	RPI 1-25	RPI 26-50	W-L RECORDS	RPI 51-100	RPI 101-150	RPI 150+				
7- 11	0- 0	0- 1	OVERALL	1- 0	0- 3	6- 7				
4- 4	0- 0	0- 0	HOME	1- 0	0- 2	3- 2				
2- 6	0- 0	0- 1	AWAY	0- 0	0- 0	2- 5				
1- 1	0- 0	0- 0	NEUTRAL	0- 0	0- 1	1- 0				
4- 8	0- 0	0- 1	NON-CONFERENCE	1- 0	0- 3	3- 4				
3- 2	0- 0	0- 0	HOME	1- 0	0- 2	2- 0				
0- 5	0- 0	0- 1	AWAY	0- 0	0- 0	0- 4				
1- 1	0- 0	0- 0	NEUTRAL	0- 0	0- 1	1- 0				
3- 3	0- 0	0- 0	CONFERENCE	0- 0	0- 0	3- 3				
1- 2	0- 0	0- 0	HOME	0- 0	0- 0	1- 2				
2- 1	0- 0	0- 0	AWAY	0- 0	0- 0	2- 1				
0- 0	0- 0	0- 0	NEUTRAL	0- 0	0- 0	0- 0				

RPI S	Opponent	Score	RPI S	Opponent	Score	RPI S	Opponent	Score	RPI S	Opponent	Score	Team's RPI: 267
33	A Arizona	42 61	71	H Southern California	57 46	107	H Pacific	53 63	111	N SFA	56 67	
						128	H San Jose St.	70 73	157	A CSU Bakersfield	62 66	
						176	A Saint Mary's (CA)	43 64	185	H UC Davis	46 56	
						238	A Cal St. Fullerton	75 66	238	H Cal St. Fullerton	68 70	
						254	A Grand Canyon	57 58	256	H San Diego St.	64 52	
						278	A UC Riverside	61 66	294	A California Baptist	81 85	
						300	A UC Irvine	65 61	329	H Utah Valley	59 51	
						334	H Cal Poly	52 50	348	N Chicago St.	96 65	
LAST 10 Division I												
238	A Cal St. Fullerton	75 66	238	H Cal St. Fullerton	68 70							
185	H UC Davis	46 56	33	A Arizona	42 61							
278	A UC Riverside	61 66	254	A Grand Canyon	57 58							
300	A UC Irvine	65 61	157	A CSU Bakersfield	62 66							
334	H Cal Poly	52 50	107	H Pacific	53 63							

Non-Div I Games: Ottawa (AZ) 72 57

UC Santa Barbara

Loss, Non-Conf, S Site, H Home A Away N Neutral

Average RPI Win:	176	WON-LOST	WINNING	LAST 10	STRENGTH OF	OPP. STRENGTH	TEAM	ADJ.	CONF.	ADJ CONF.
Average RPI Loss:	55	RECORD	PCT. RANK	GAMES	SCHEDULE	OF SCHEDULE	RPI	RPI	RPI	RPI
DIV. I ONLY	11- 8	132	6-4	22	85	59	59	9	9	
DIV. I NON-CONF.	8- 4	90	3-0	23	104	48	48	9	9	
TOTALS	RPI 1-25	RPI 26-50	W-L RECORDS	RPI 51-100	RPI 101-150	RPI 150+				
11- 8	1- 2	0- 2	OVERALL	1- 2	2- 2	7- 0				
9- 1	1- 1	0- 0	HOME	0- 0	1- 0	7- 0				
2- 5	0- 0	0- 1	AWAY	1- 2	1- 2	0- 0				
0- 2	0- 1	0- 1	NEUTRAL	0- 0	0- 0	0- 0				
8- 4	1- 1	0- 2	NON-CONFERENCE	0- 1	2- 0	5- 0				
7- 0	1- 0	0- 0	HOME	0- 0	1- 0	5- 0				
1- 2	0- 0	0- 1	AWAY	0- 1	1- 0	0- 0				
0- 2	0- 1	0- 1	NEUTRAL	0- 0	0- 0	0- 0				
3- 4	0- 1	0- 0	CONFERENCE	1- 1	0- 2	2- 0				
2- 1	0- 1	0- 0	HOME	0- 0	0- 0	2- 0				
1- 3	0- 0	0- 0	AWAY	1- 1	0- 2	0- 0				
0- 0	0- 0	0- 0	NEUTRAL	0- 0	0- 0	0- 0				

RPI	S	Opponent	Score	RPI	S	Opponent	Score	RPI	S	Opponent	Score	RPI	S	Opponent	Score
6	N	UCLA	56 61	34	A	FGCU	50 72	53	A	Temple	65 67	105	A	Cincinnati	64 81
8	H	UConn	52 59	44	N	James Madison	43 46	66	A	Belmont	37 72	111	A	SFA	63 57
20	H	Central Mich.	64 58					74	A	South Fla.	64 57	122	A	Tulane	59 60
												150	H	Wright St.	69 53
												176	H	Saint Mary's (CA)	67 58
												178	H	Memphis	82 66
												183	H	Quinnipiac	80 58
												230	H	Delaware	75 49
												258	H	Stetson	66 40
												270	H	East Carolina	91 55
												287	H	Pittsburgh	74 58
LAST 10 Division I															
53	A	Temple	65 67	105	A	Cincinnati	64 81	270	H	East Carolina	91 55	20	H	Central Mich.	64 58
178	H	Memphis	82 66	150	H	Wright St.	69 53	176	H	Saint Mary's (CA)	67 58				
122	A	Tulane	59 60	74	A	South Fla.	64 57								
8	H	UConn	52 59												

Non-Div I Games:

UCF

Average RPI Win:	115	WON-LOST	WINNING	LAST 10	STRENGTH OF	OPP. STRENGTH	TEAM	ADJ.	CONF.	ADJ CONF.
Average RPI Loss:	71	RECORD	PCT. RANK	GAMES	SCHEDULE	OF SCHEDULE	RPI	RPI	RPI	RPI
DIV. I ONLY	18- 1	6	9-1	45	19	6	6	1	1	
DIV. I NON-CONF.	11- 0	1	2-0	123	31	11	11	1	1	
TOTALS	RPI 1-25	RPI 26-50	W-L RECORDS	RPI 51-100	RPI 101-150	RPI 150+				
18- 1	1- 0	5- 0	OVERALL	5- 1	2- 0	5- 0				
11- 0	0- 0	3- 0	HOME	2- 0	2- 0	4- 0				
6- 1	1- 0	2- 0	AWAY	2- 1	0- 0	1- 0				
1- 0	0- 0	0- 0	NEUTRAL	1- 0	0- 0	0- 0				
11- 0	1- 0	2- 0	NON-CONFERENCE	2- 0	1- 0	5- 0				
6- 0	0- 0	1- 0	HOME	0- 0	1- 0	4- 0				
4- 0	1- 0	1- 0	AWAY	1- 0	0- 0	1- 0				
1- 0	0- 0	0- 0	NEUTRAL	1- 0	0- 0	0- 0				
7- 1	0- 0	3- 0	CONFERENCE	3- 1	1- 0	0- 0				
5- 0	0- 0	2- 0	HOME	2- 0	1- 0	0- 0				
2- 1	0- 0	1- 0	AWAY	1- 1	0- 0	0- 0				
0- 0	0- 0	0- 0	NEUTRAL	0- 0	0- 0	0- 0				

RPI	S	Opponent	Score	RPI	S	Opponent	Score	RPI	S	Opponent	Score	RPI	S	Opponent	Score
12	A	Indiana	68 58	28	H	Arizona St.	68 66	59	N	UCF	61 56	107	H	Pacific	68 57
				33	H	Arizona	70 58	69	A	Georgia	59 50	108	H	Washington	85 80
				35	A	Virginia	73 62	71	A	Southern California	68 70	210	H	Northern Colo.	92 58
				41	A	Colorado	65 62	71	H	Southern California	83 59	249	A	CSUN	58 44
				43	H	Yale	100 65	86	H	Washington St.	66 50	251	H	LMU (CA)	74 52
								98	A	Utah	84 54	262	H	Long Beach St.	86 51
												301	H	Weber St.	85 45
LAST 10 Division I															
				86	H	Washington St.	66 50	33	H	Arizona	70 58				
				108	H	Washington	85 80	28	H	Arizona St.	68 66				
				71	A	Southern California	68 70	71	H	Southern California	83 59				
				41	A	Colorado	65 62	12	A	Indiana	68 58				
				98	A	Utah	84 54	69	A	Georgia	59 50				

Non-Div I Games:

UCLA

Average RPI Win:	111	WON-LOST	WINNING	LAST 10	STRENGTH OF	OPP. STRENGTH	TEAM	ADJ.	CONF.	ADJ CONF.
Average RPI Loss:	7	RECORD	PCT. RANK	GAMES	SCHEDULE	OF SCHEDULE	RPI	RPI	RPI	RPI
DIV. I ONLY	18- 1	6	9-1	53	2	8	8	9	9	
DIV. I NON-CONF.	10- 1	19	2-1	9	1	2	2	9	9	
TOTALS	RPI 1-25	RPI 26-50	W-L RECORDS	RPI 51-100	RPI 101-150	RPI 150+				
18- 1	2- 1	2- 0	OVERALL	6- 0	2- 0	6- 0				
7- 1	0- 1	1- 0	HOME	1- 0	2- 0	3- 0				
10- 0	2- 0	0- 0	AWAY	5- 0	0- 0	3- 0				
1- 0	0- 0	1- 0	NEUTRAL	0- 0	0- 0	0- 0				
10- 1	2- 1	2- 0	NON-CONFERENCE	4- 0	2- 0	0- 0				
4- 1	0- 1	1- 0	HOME	1- 0	2- 0	0- 0				
5- 0	2- 0	0- 0	AWAY	3- 0	0- 0	0- 0				
1- 0	0- 0	1- 0	NEUTRAL	0- 0	0- 0	0- 0				
8- 0	0- 0	0- 0	CONFERENCE	2- 0	0- 0	6- 0				
3- 0	0- 0	0- 0	HOME	0- 0	0- 0	3- 0				
5- 0	0- 0	0- 0	AWAY	2- 0	0- 0	3- 0				
0- 0	0- 0	0- 0	NEUTRAL	0- 0	0- 0	0- 0				

RPI	S	Opponent	Score	RPI	S	Opponent	Score	RPI	S	Opponent	Score	RPI	S	Opponent	Score
7	H	Baylor	58 74	35	H	Virginia	83 44	51	H	Tennessee	60 45	127	H	California	72 61
19	A	DePaul	84 74	47	N	Oklahoma	97 53	53	A	Temple	83 54	134	H	Notre Dame	81 57
25	A	Ohio St.	73 62					59	A	UCF	59 52	160	H	Houston	91 51
								76	A	Seton Hall	92 78	170	H	Wichita St.	83 55
								80	A	Dayton	75 37	178	A	Memphis	68 56
								85	A	Vanderbilt	64 51	205	A	SMU	80 42
												224	H	Tulsa	92 34
												270	A	East Carolina	98 42
LAST 10 Division I															
270	A	East Carolina	98 42	160	H	Houston	91 51	7	H	Baylor	58 74	205	A	SMU	80 42
51	H	Tennessee	60 45	59	A	UCF	59 52	170	H	Wichita St.	83 55	47	N	Oklahoma	97 53
224	H	Tulsa	92 34	178	A	Memphis	68 56								

Non-Div I Games:

UConn

■ Loss,
 ■ Non-Conf,
 ■ S Site,
 ■ H Home
 ■ A Away
 N Neutral

Average RPI Win:	311	WON-LOST	WINNING	LAST 10	STRENGTH OF	OPP. STRENGTH	TEAM	ADJ.	CONF.	ADJ CONF.
Average RPI Loss:	184	RECORD	PCT. RANK	GAMES	SCHEDULE	OF SCHEDULE	RPI	RPI	RPI	RPI
DIV. I ONLY	2- 18	338	1-9	276	239	337	337	21	21	
DIV. I NON-CONF.	1- 10	329	0-1	297	206	337	337	19	19	
TOTALS	RPI 1-25	RPI 26-50	W-L RECORDS	RPI 51-100	RPI 101-150	RPI 150+				
2- 18	0- 1	0- 0	OVERALL	0- 1	0- 5	2- 11				
1- 9	0- 1	0- 0	HOME	0- 1	0- 2	1- 5				
1- 9	0- 0	0- 0	AWAY	0- 0	0- 3	1- 6				
0- 0	0- 0	0- 0	NEUTRAL	0- 0	0- 0	0- 0				
1- 10	0- 1	0- 0	NON-CONFERENCE	0- 0	0- 3	1- 6				
0- 5	0- 1	0- 0	HOME	0- 0	0- 1	0- 3				
1- 5	0- 0	0- 0	AWAY	0- 0	0- 2	1- 3				
0- 0	0- 0	0- 0	NEUTRAL	0- 0	0- 0	0- 0				
1- 8	0- 0	0- 0	CONFERENCE	0- 1	0- 2	1- 5				
1- 4	0- 0	0- 0	HOME	0- 1	0- 1	1- 2				
0- 4	0- 0	0- 0	AWAY	0- 0	0- 1	0- 3				
0- 0	0- 0	0- 0	NEUTRAL	0- 0	0- 0	0- 0				

RPI 1-25			RPI 26-50			RPI 51-100			RPI 101+			Team's RPI: 337
RPI	S	Opponent	Score	RPI	S	Opponent	Score	RPI	S	Opponent	Score	
16	H	Florida St.	42 86					61	H	IUPUI	49 88	
								103	A	Kansas	50 91	
								136	H	Western Mich.	52 80	
								145	A	Green Bay	36 73	
								149	A	Kansas St.	40 84	
								150	H	Wright St.	43 58	
								159	H	Eastern Mich.	59 68	
								165	A	Valparaiso	37 63	
								192	A	Miami (OH)	35 85	
								200	A	Cleveland St.	44 84	
								208	A	Youngstown St.	65 77	
								232	H	Northern Ky.	46 88	
								244	H	Eastern Ill.	45 80	
								266	A	Milwaukee	55 71	
								272	H	Indiana St.	40 61	
								273	H	Oakland	70 64	
								307	A	Purdue Fort Wayne	50 61	
								314	H	Detroit Mercy	62 70	
								348	A	Chicago St.	73 61	
LAST 10 Division I												
61	H	IUPUI	49 88	273	H	Oakland	70 64					
145	A	Green Bay	36 73	314	H	Detroit Mercy	62 70					
266	A	Milwaukee	55 71	208	A	Youngstown St.	65 77					
232	H	Northern Ky.	46 88	200	A	Cleveland St.	44 84					
150	H	Wright St.	43 58	159	H	Eastern Mich.	59 68					

Non-Div I Games:

UIC

■ Loss,
■ Non-Conf,
■ S Site,
■ H Home
■ A Away
N Neutral

0- 0				0- 0				NEUTRAL				0- 0				0- 0				0- 0			
RPI 1-25				RPI 26-50				RPI 51-100				RPI 101+				Team's RPI: 306							
RPI	S	Opponent	Score	RPI	S	Opponent	Score	RPI	S	Opponent	Score	RPI	S	Opponent	Score								
								83	A	Stony Brook	45	57	114	A	Syracuse	48	82						
													156	A	William & Mary	48	76						
													181	A	Lafayette	65	58						
													186	H	Binghamton	43	61						
													196	N	La Salle	58	74						
													209	A	UMass Lowell	64	75						
													213	N	Kennesaw St.	44	59						
													239	H	Howard	61	72						
													241	A	Mt. St. Mary's	61	71						
													252	A	Maine	74	54						
													263	H	Morgan St.	65	63						
													264	H	New Hampshire	63	72						
													274	A	Wagner	60	67						
													295	A	Vermont	58	60						
													309	A	Albany (NY)	51	56						
													343	H	Coppin St.	71	48						
													345	H	Hartford	61	54						
LAST 10 Division I																							
				309	A	Albany (NY)	51	56					186	H	Binghamton	43	61						
				252	A	Maine	74	54					209	A	UMass Lowell	64	75						
				345	H	Hartford	61	54					83	A	Stony Brook	45	57						
				264	H	New Hampshire	63	72					181	A	Lafayette	65	58						
				295	A	Vermont	58	60					263	H	Morgan St.	65	63						

UMBC

Page 307

Average RPI Win:	283	WON-LOST	WINNING	LAST 10	STRENGTH OF	OPP. STRENGTH	TEAM	ADJ.	CONF.	ADJ CONF.
Average RPI Loss:	171	RECORD	PCT. RANK	GAMES	SCHEDULE	OF SCHEDULE	RPI	RPI	RPI	RPI
DIV. I ONLY	2- 15	334	2-8	191	285	326	326	30	30	
DIV. I NON-CONF.	1- 10	329	1-3	139	170	310	310	31	31	
TOTALS	RPI 1-25	RPI 26-50	W-L RECORDS	RPI 51-100	RPI 101-150	RPI 150+				
2- 15	0- 0	0- 2	OVERALL	0- 1	0- 4	2- 8				
2- 6	0- 0	0- 0	HOME	0- 0	0- 2	2- 4				
0- 9	0- 0	0- 2	AWAY	0- 1	0- 2	0- 4				
0- 0	0- 0	0- 0	NEUTRAL	0- 0	0- 0	0- 0				
1- 10	0- 0	0- 2	NON-CONFERENCE	0- 1	0- 3	1- 4				
1- 3	0- 0	0- 0	HOME	0- 0	0- 1	1- 2				
0- 7	0- 0	0- 2	AWAY	0- 1	0- 2	0- 2				
0- 0	0- 0	0- 0	NEUTRAL	0- 0	0- 0	0- 0				
1- 5	0- 0	0- 0	CONFERENCE	0- 0	0- 1	1- 4				
1- 3	0- 0	0- 0	HOME	0- 0	0- 1	1- 2				
0- 2	0- 0	0- 0	AWAY	0- 0	0- 0	0- 2				
0- 0	0- 0	0- 0	NEUTRAL	0- 0	0- 0	0- 0				

RPI S	Opponent	Score	RPI S	Opponent	Score	RPI S	Opponent	Score	RPI S	Opponent	Score	Team's RPI: 326
26	A Virginia Tech	43 86	72	A Charlotte	44 64	114	A Syracuse	50 65				
31	A Old Dominion	39 48				119	H Richmond	52 64				
						121	A UNC Greensboro	48 86				
						135	H N.C. A&T	31 67				
						156	A William & Mary	50 78				
						180	A Norfolk St.	45 68				
						220	H Georgetown	39 57				
						239	H Howard	58 79				
						241	H Mt. St. Mary's	78 76				
						263	H Morgan St.	44 55				
						270	A East Carolina	42 57				
						271	H Longwood	62 71				
						325	H N.C. Central	65 63				
						349	A South Carolina St.	55 60				
LAST 10 Division I												
263	H Morgan St.	44 55	239	H Howard	58 79							
349	A South Carolina St.	55 60	72	A Charlotte	44 64							
180	A Norfolk St.	45 68	220	H Georgetown	39 57							
325	H N.C. Central	65 63	271	H Longwood	62 71							
135	H N.C. A&T	31 67	241	H Mt. St. Mary's	78 76							

Non-Div I Games: Greensboro 65 48 Wesley 75 29

UMES

Loss, Non-Conf, S Site, H Home A Away N Neutral

Average RPI Win:	264	WON-LOST	WINNING	LAST 10	STRENGTH OF	OPP. STRENGTH	TEAM	ADJ.	CONF.	ADJ CONF.
Average RPI Loss:	152	RECORD	PCT. RANK	GAMES	SCHEDULE	OF SCHEDULE	RPI	RPI	RPI	RPI
DIV. I ONLY	10- 9	164	6-4	278	209	227	227	32	32	
DIV. I NON-CONF.	5- 7	205	1-2	243	63	251	251	32	32	
<hr/>										
TOTALS	RPI 1-25	RPI 26-50	W-L RECORDS	RPI 51-100	RPI 101-150	RPI 150+				
10- 9	0- 1	0- 0	OVERALL	0- 1	1- 4	9- 3				
7- 4	0- 0	0- 0	HOME	0- 1	1- 3	6- 0				
3- 5	0- 1	0- 0	AWAY	0- 0	0- 1	3- 3				
0- 0	0- 0	0- 0	NEUTRAL	0- 0	0- 0	0- 0				
5- 7	0- 1	0- 0	NON-CONFERENCE	0- 1	1- 4	4- 1				
4- 4	0- 0	0- 0	HOME	0- 1	1- 3	3- 0				
1- 3	0- 1	0- 0	AWAY	0- 0	0- 1	1- 1				
0- 0	0- 0	0- 0	NEUTRAL	0- 0	0- 0	0- 0				
5- 2	0- 0	0- 0	CONFERENCE	0- 0	0- 0	5- 2				
3- 0	0- 0	0- 0	HOME	0- 0	0- 0	3- 0				
2- 2	0- 0	0- 0	AWAY	0- 0	0- 0	2- 2				
0- 0	0- 0	0- 0	NEUTRAL	0- 0	0- 0	0- 0				

RPI 1-25				RPI 26-50				RPI 51-100				RPI 101+ Team's RPI: 227			
RPI	S	Opponent	Score	RPI	S	Opponent	Score	RPI	S	Opponent	Score	RPI	S	Opponent	Score
14	A	Missouri St.	58 83					96	H	Davidson	64 74	104	H	Loyola Chicago	67 72
												107	A	Pacific	60 89
												112	H	Liberty	44 68
												147	H	Missouri	59 56
												149	H	Kansas St.	67 74
												157	A	CSU Bakersfield	60 70
												187	H	Portland St.	87 69
												216	A	George Mason	64 58
												254	A	Grand Canyon	74 53
												291	H	Denver	83 79
												294	H	California Baptist	75 65
												296	H	Eastern Wash.	66 55
												298	A	Omaha	53 57
												312	H	New Mexico St.	56 52
												316	H	UTRGV	60 56
												329	A	Utah Valley	41 62
												331	A	Seattle U	76 65
<hr/>															
LAST 10 Division I															
294	H	California Baptist	75 65	329	A	Utah Valley	41 62								
254	A	Grand Canyon	74 53	331	A	Seattle U	76 65								
157	A	CSU Bakersfield	60 70	112	H	Liberty	44 68								
312	H	New Mexico St.	56 52	296	H	Eastern Wash.	66 55								
316	H	UTRGV	60 56	149	H	Kansas St.	67 74								

Non-Div I Games: Rockhurst 78 60 Science & Arts Okla74 43

UMKC

Loss, Non-Conf, S Site, H Home A Away N Neutral

Average RPI Win:	299	WON-LOST	WINNING	LAST 10	STRENGTH OF	OPP. STRENGTH	TEAM	ADJ.	CONF.	ADJ CONF.
Average RPI Loss:	115	RECORD	PCT. RANK	GAMES	SCHEDULE	OF SCHEDULE	RPI	RPI	RPI	RPI
DIV. I ONLY	11- 10	172	8-2	241	324	209	209	28	28	
DIV. I NON-CONF.	4- 9	250	1-1	210	301	272	272	28	28	
TOTALS	RPI 1-25	RPI 26-50	W-L RECORDS	RPI 51-100	RPI 101-150	RPI 150+				
11- 10	0- 0	0- 1	OVERALL	0- 3	0- 4	11- 2				
7- 4	0- 0	0- 1	HOME	0- 0	0- 2	7- 1				
4- 6	0- 0	0- 0	AWAY	0- 3	0- 2	4- 1				
0- 0	0- 0	0- 0	NEUTRAL	0- 0	0- 0	0- 0				
4- 9	0- 0	0- 1	NON-CONFERENCE	0- 2	0- 4	4- 2				
2- 4	0- 0	0- 1	HOME	0- 0	0- 2	2- 1				
2- 5	0- 0	0- 0	AWAY	0- 2	0- 2	2- 1				
0- 0	0- 0	0- 0	NEUTRAL	0- 0	0- 0	0- 0				
7- 1	0- 0	0- 0	CONFERENCE	0- 1	0- 0	7- 0				
5- 0	0- 0	0- 0	HOME	0- 0	0- 0	5- 0				
2- 1	0- 0	0- 0	AWAY	0- 1	0- 0	2- 0				
0- 0	0- 0	0- 0	NEUTRAL	0- 0	0- 0	0- 0				

RPI 1-25			RPI 26-50			RPI 51-100			RPI 101+ Team's RPI: 209		
RPI	S	Opponent	Score	RPI	S	Opponent	Score	RPI	S	Opponent	Score
				43	H	Yale	59 67	83	A	Stony Brook	41 60
								90	A	Boston College	46 89
								95	A	Colgate	51 73
								103	A	Kansas	44 79
								133	H	Cornell	56 70
								139	A	Providence	38 63
								142	H	Massachusetts	58 74
								158	H	Dartmouth	51 62
								167	A	Merrimack	50 73
								186	A	Binghamton	66 56
								252	H	Maine	66 57
								264	H	New Hampshire	58 53
								295	H	Vermont	61 47
								306	H	UMBC	75 64
								309	H	Albany (NY)	53 51
								313	A	Bryant	55 35
								332	H	Fairleigh Dickinson	61 56
								344	A	Central Conn. St.	56 54
								345	A	Hartford	68 63
								347	H	LIU Brooklyn	65 56
LAST 10 Division I											
				83	A	Stony Brook	41 60	345	A	Hartford	68 63
				295	H	Vermont	61 47	306	H	UMBC	75 64
				309	H	Albany (NY)	53 51	264	H	New Hampshire	58 53
				252	H	Maine	66 57	332	H	Fairleigh Dickinson	61 56
				186	A	Binghamton	66 56	167	A	Merrimack	50 73

Non-Div I Games:

UMass Lowell

 Loss,
 Non-Conf,
 S Site,
 H Home
 A Away
N Neutral

UNC Asheville

Through Games Of Jan. 29, 2020

Average RPI Win:	264	WON-LOST	WINNING	LAST 10	STRENGTH OF	OPP. STRENGTH	TEAM	ADJ.	CONF.	ADJ CONF.
Average RPI Loss:	212	RECORD	PCT. RANK	GAMES	SCHEDULE	OF SCHEDULE	RPI	RPI	RPI	RPI
DIV. I ONLY	10- 7	127	6-4	330	330	225	225	26	26	
DIV. I NON-CONF.	4- 3	138	0	340	269	243	243	27	27	
TOTALS	RPI 1-25	RPI 26-50	W-L RECORDS	RPI 51-100	RPI 101-150	RPI 150+				
10- 7	0- 0	0- 0	OVERALL	0- 1	1- 1	9- 5				
4- 3	0- 0	0- 0	HOME	0- 0	1- 1	3- 2				
5- 4	0- 0	0- 0	AWAY	0- 1	0- 0	5- 3				
1- 0	0- 0	0- 0	NEUTRAL	0- 0	0- 0	1- 0				
4- 3	0- 0	0- 0	NON-CONFERENCE	0- 1	0- 1	4- 1				
1- 1	0- 0	0- 0	HOME	0- 0	0- 1	1- 0				
2- 2	0- 0	0- 0	AWAY	0- 1	0- 0	2- 1				
1- 0	0- 0	0- 0	NEUTRAL	0- 0	0- 0	1- 0				
6- 4	0- 0	0- 0	CONFERENCE	0- 0	1- 0	5- 4				
3- 2	0- 0	0- 0	HOME	0- 0	1- 0	2- 2				
3- 2	0- 0	0- 0	AWAY	0- 0	0- 0	3- 2				
0- 0	0- 0	0- 0	NEUTRAL	0- 0	0- 0	0- 0				

RPI 1-25				RPI 26-50				RPI 51-100				RPI 101+				Team's RPI: 225	
RPI	S	Opponent	Score	RPI	S	Opponent	Score	RPI	S	Opponent	Score	RPI	S	Opponent	Score		
								60	A	Miami (FL)	46	75	121	H	UNC Greensboro	40	67
													129	H	Campbell	60	52
													179	A	Hampton	59	68
													212	H	High Point	76	60
													228	H	Gardner-Webb	59	65
													236	A	Radford	63	50
													240	A	ETSU	72	54
													247	N	Southern U.	53	34
													259	A	Winthrop	50	43
													271	A	Longwood	56	73
													285	A	Wofford	38	75
													297	H	Presbyterian	54	39
													333	A	Western Caro.	64	47
													340	A	USC Upstate	68	48
													341	H	Charleston So.	48	60
													349	H	South Carolina St.	82	51
LAST 10 Division I																	
				259	A	Winthrop	50	43		212	H	High Point	76	60			
				271	A	Longwood	56	73		340	A	USC Upstate	68	48			
				228	H	Gardner-Webb	59	65		129	H	Campbell	60	52			
				341	H	Charleston So.	48	60		179	A	Hampton	59	68			
				236	A	Radford	63	50		297	H	Presbyterian	54	39			

Non-Div I Games: Montreat 89 45 Lenoir-Rhyne 68 48

UNC Asheville

Loss, Non-Conf, S Site, H Home A Away N Neutral

UNC Greensboro

Through Games Of Jan. 29, 2020

Average RPI Win:	230	WON-LOST	WINNING	LAST 10	STRENGTH OF	OPP. STRENGTH	TEAM	ADJ.	CONF.	ADJ CONF.
Average RPI Loss:	158	RECORD	PCT. RANK	GAMES	SCHEDULE	OF SCHEDULE	RPI	RPI	RPI	RPI
DIV. I ONLY	12- 5	54	8-2	264	247	121	121	25	25	
DIV. I NON-CONF.	8- 4	90	4-1	186	289	102	102	22	22	
TOTALS	RPI 1-25	RPI 26-50	W-L RECORDS	RPI 51-100	RPI 101-150	RPI 150+				
12- 5	0- 0	0- 0	OVERALL	1- 0	1- 4	10- 1				
7- 1	0- 0	0- 0	HOME	0- 0	0- 1	7- 0				
5- 4	0- 0	0- 0	AWAY	1- 0	1- 3	3- 1				
0- 0	0- 0	0- 0	NEUTRAL	0- 0	0- 0	0- 0				
8- 4	0- 0	0- 0	NON-CONFERENCE	1- 0	1- 4	6- 0				
4- 1	0- 0	0- 0	HOME	0- 0	0- 1	4- 0				
4- 3	0- 0	0- 0	AWAY	1- 0	1- 3	2- 0				
0- 0	0- 0	0- 0	NEUTRAL	0- 0	0- 0	0- 0				
4- 1	0- 0	0- 0	CONFERENCE	0- 0	0- 0	4- 1				
3- 0	0- 0	0- 0	HOME	0- 0	0- 0	3- 0				
1- 1	0- 0	0- 0	AWAY	0- 0	0- 0	1- 1				
0- 0	0- 0	0- 0	NEUTRAL	0- 0	0- 0	0- 0				

RPI 1-25				RPI 26-50				RPI 51-100				RPI 101+ Team's RPI: 121			
RPI	S	Opponent	Score	RPI	S	Opponent	Score	RPI	S	Opponent	Score	RPI	S	Opponent	Score
								63	A	Wake Forest	67 65	112	A	Liberty	58 53
												119	H	Richmond	62 70
												123	A	Coastal Caro.	54 63
												129	A	Campbell	64 72
												135	A	N.C. A&T	48 57
												173	A	Furman	59 53
												212	H	High Point	82 70
												225	A	UNC Asheville	67 40
												234	H	Chattanooga	49 41
												240	H	ETSU	63 47
												245	A	Col. of Charleston	69 56
												279	H	Appalachian St.	54 47
												285	A	Wofford	61 66
												322	H	Georgia St.	64 49
												326	H	UMES	86 48
												333	H	Western Caro.	54 43
LAST 10 Division I															
				285	A	Wofford	61 66					279	H	Appalachian St.	54 47
				173	A	Furman	59 53					212	H	High Point	82 70
				333	H	Western Caro.	54 43					245	A	Col. of Charleston	69 56
				234	H	Chattanooga	49 41					135	A	N.C. A&T	48 57
				240	H	ETSU	63 47					322	H	Georgia St.	64 49

Non-Div I Games: Erskine 106 44 Concord 80 45 Lenoir-Rhyne 84 59

UNC Greensboro

Average RPI Win:	258	WON-LOST	WINNING	LAST 10	STRENGTH OF	OPP. STRENGTH	TEAM	ADJ.	CONF.	ADJ CONF.
Average RPI Loss:	141	RECORD	PCT. RANK	GAMES	SCHEDULE	OF SCHEDULE	RPI	RPI	RPI	RPI
DIV. I ONLY	4- 12	292	2-8	79	282	250	250	14	14	
DIV. I NON-CONF.	2- 7	288	0-3	113	330	273	273	14	14	
TOTALS	RPI 1-25	RPI 26-50	W-L RECORDS	RPI 51-100	RPI 101-150	RPI 150+				
4- 12	0- 1	0- 1	OVERALL	0- 3	0- 1	4- 6				
2- 6	0- 0	0- 1	HOME	0- 1	0- 1	2- 3				
2- 5	0- 1	0- 0	AWAY	0- 1	0- 0	2- 3				
0- 1	0- 0	0- 0	NEUTRAL	0- 1	0- 0	0- 0				
2- 7	0- 1	0- 0	NON-CONFERENCE	0- 2	0- 1	2- 3				
1- 3	0- 0	0- 0	HOME	0- 0	0- 1	1- 2				
1- 3	0- 1	0- 0	AWAY	0- 1	0- 0	1- 1				
0- 1	0- 0	0- 0	NEUTRAL	0- 1	0- 0	0- 0				
2- 5	0- 0	0- 1	CONFERENCE	0- 1	0- 0	2- 3				
1- 3	0- 0	0- 1	HOME	0- 1	0- 0	1- 1				
1- 2	0- 0	0- 0	AWAY	0- 0	0- 0	1- 2				
0- 0	0- 0	0- 0	NEUTRAL	0- 0	0- 0	0- 0				

RPI 1-25				RPI 26-50				RPI 51-100				RPI 101+ Team's RPI: 250			
RPI	S	Opponent	Score	RPI	S	Opponent	Score	RPI	S	Opponent	Score	RPI	S	Opponent	Score
17	A	NC State	40 80	44	H	James Madison	58 66	57	N	North Carolina	45 85	123	H	Coastal Caro.	43 62
								63	A	Wake Forest	55 65	153	A	Elon	53 77
								70	H	Drexel	72 73	156	A	William & Mary	72 55
												174	H	Towson	41 62
												213	H	Kennesaw St.	56 58
												230	H	Delaware	71 65
												245	A	Col. of Charleston	63 67
												259	H	Winthrop	63 75
												271	A	Longwood	58 59
												297	A	Presbyterian	70 60
												349	H	South Carolina St.	84 46
LAST 10 Division I															
245	A	Col. of Charleston	63 67	70	H	Drexel	72 73	230	H	Delaware	71 65				
174	H	Towson	41 62	57	N	North Carolina	45 85	259	H	Winthrop	63 75				
44	H	James Madison	58 66	123	H	Coastal Caro.	43 62								
153	A	Elon	53 77												
156	A	William & Mary	72 55												

Non-Div I Games: Catawba 75 78 Mount Olive 75 67

UNCW

Loss, Non-Conf, S Site, H Home A Away N Neutral

UNI				STRENGTH OF SCHEDULE	OPP. STRENGTH OF SCHEDULE	TEAM RPI	ADJ. RPI	CONF. RPI	ADJ CONF. RPI
Average RPI Win:	170	WON-LOST RECORD	WINNING PCT. RANK						
Average RPI Loss:	46		LAST 10 GAMES						
DIV. I ONLY	10- 7	127	6-4	93	10	58	58	7	7
DIV. I NON-CONF.	7- 3	80	3-0	133	2	51	51	7	7

TOTALS	RPI 1-25	RPI 26-50	W-L RECORDS	RPI 51-100	RPI 101-150	RPI 150+			
10- 7	1- 2	0- 2	OVERALL	3- 3	1- 0	5- 0			
5- 0	1- 0	0- 0	HOME	1- 0	0- 0	3- 0			
5- 5	0- 1	0- 2	AWAY	2- 2	1- 0	2- 0			
0- 2	0- 1	0- 0	NEUTRAL	0- 1	0- 0	0- 0			
7- 3	1- 1	0- 1	NON-CONFERENCE	2- 1	1- 0	3- 0			
3- 0	1- 0	0- 0	HOME	1- 0	0- 0	1- 0			
4- 1	0- 0	0- 1	AWAY	1- 0	1- 0	2- 0			
0- 2	0- 1	0- 0	NEUTRAL	0- 1	0- 0	0- 0			
3- 4	0- 1	0- 1	CONFERENCE	1- 2	0- 0	2- 0			
2- 0	0- 0	0- 0	HOME	0- 0	0- 0	2- 0			
1- 4	0- 1	0- 1	AWAY	1- 2	0- 0	0- 0			
0- 0	0- 0	0- 0	NEUTRAL	0- 0	0- 0	0- 0			

RPI 1-25				RPI 26-50				RPI 51-100 Team's RPI: 58				RPI 101+			
RPI	S	Opponent	Score	RPI	S	Opponent	Score	RPI	S	Opponent	Score	RPI	S	Opponent	Score
5	H	Iowa	88 66	32	A	Drake	87 104	54	A	Iowa St.	71 63	147	A	Missouri	78 73
14	A	Missouri St.	66 80	39	A	Creighton	54 57	55	A	Bradley	47 61	170	A	Wichita St.	61 50
25	N	Ohio St.	46 64					61	H	IUPUI	51 50	272	H	Indiana St.	73 43
								62	N	Alabama	77 87	289	H	North Dakota St.	95 63
								91	A	Southern Ill.	60 57	298	A	Omaha	81 45
								94	A	Illinois St.	57 65	315	H	Evansville	76 60

LAST 10 Division I															
				94	A	Illinois St.	57 65	91	A	Southern Ill.	60 57				
				55	A	Bradley	47 61	32	A	Drake	87 104				
				272	H	Indiana St.	73 43	54	A	Iowa St.	71 63				
				315	H	Evansville	76 60	61	H	IUPUI	51 50				
				14	A	Missouri St.	66 80	298	A	Omaha	81 45				

Non-Div I Games: Northwest Mo. St. 78 53

UNI

■ Loss,
 ■ Non-Conf,
 ■ S Site,
 ■ H Home
 ■ A Away
 N Neutral

Average RPI Win: 210	WON-LOST	WINNING	LAST 10	STRENGTH OF	OPP. STRENGTH	TEAM	ADJ.	CONF.	ADJ CONF.
Average RPI Loss: 147	RECORD	PCT. RANK	GAMES	SCHEDULE	OF SCHEDULE	RPI	RPI	RPI	RPI
DIV. I ONLY	10- 10	175	7-3	195	142	188	188	17	17
DIV. I NON-CONF.	4- 7	225	1-1	218	56	256	256	23	23
TOTALS	RPI 1-25	RPI 26-50	W-L RECORDS	RPI 51-100	RPI 101-150	RPI 150+			
10- 10	0- 0	1- 2	OVERALL	1- 2	1- 1	7- 5			
6- 5	0- 0	1- 2	HOME	1- 1	1- 0	3- 2			
4- 5	0- 0	0- 0	AWAY	0- 1	0- 1	4- 3			
0- 0	0- 0	0- 0	NEUTRAL	0- 0	0- 0	0- 0			
4- 7	0- 0	1- 2	NON-CONFERENCE	1- 1	0- 0	2- 4			
3- 4	0- 0	1- 2	HOME	1- 0	0- 0	1- 2			
1- 3	0- 0	0- 0	AWAY	0- 1	0- 0	1- 2			
0- 0	0- 0	0- 0	NEUTRAL	0- 0	0- 0	0- 0			
6- 3	0- 0	0- 0	CONFERENCE	0- 1	1- 1	5- 1			
3- 1	0- 0	0- 0	HOME	0- 1	1- 0	2- 0			
3- 2	0- 0	0- 0	AWAY	0- 0	0- 1	3- 1			
0- 0	0- 0	0- 0	NEUTRAL	0- 0	0- 0	0- 0			

RPI S	Opponent	Score	RPI S	Opponent	Score	RPI S	Opponent	Score	RPI S	Opponent	Score	Team's RPI: 188
35	H Virginia	55 63	71	A Southern California	54 75	113	H Boise St.	66 65				
37	H Duke	45 57	74	H South Fla.	61 51	128	A San Jose St.	60 62				
42	H St. John's (NY)	79 75	81	H Fresno St.	66 72	153	H Elon	44 50				
						189	A New Mexico	68 51				
						206	H Wyoming	65 53				
						218	A Southern Utah	68 72				
						238	H Cal St. Fullerton	58 64				
						248	A Pepperdine	69 44				
						254	A Grand Canyon	51 53				
						256	A San Diego St.	39 48				
						281	H Nevada	66 64				
						288	A Utah St.	60 46				
						308	A Air Force	67 60				
						349	H South Carolina St.	66 57				
LAST 10 Division I												
256	A San Diego St.	39 48	113	H Boise St.	66 65							
281	H Nevada	66 64	308	A Air Force	67 60							
189	A New Mexico	68 51	288	A Utah St.	60 46							
128	A San Jose St.	60 62	74	H South Fla.	61 51							
206	H Wyoming	65 53	35	H Virginia	55 63							

Non-Div I Games:

UNLV

■ Loss,
 ■ Non-Conf,
 ■ S Site,
 ■ H Home
 ■ A Away
 N Neutral

USC Upstate

Through Games Of Jan. 29, 2020

Average RPI Win:	343	WON-LOST	WINNING	LAST 10	STRENGTH OF	OPP. STRENGTH	TEAM	ADJ.	CONF.	ADJ CONF.
Average RPI Loss:	198	RECORD	PCT. RANK	GAMES	SCHEDULE	OF SCHEDULE	RPI	RPI	RPI	RPI
DIV. I ONLY	4- 13	299	1-9	323	313	340	340	26	26	
DIV. I NON-CONF.	3- 4	201	0	339	207	304	304	27	27	
TOTALS	RPI 1-25	RPI 26-50	W-L RECORDS	RPI 51-100	RPI 101-150	RPI 150+				
4- 13	0- 1	0- 0	OVERALL	0- 1	0- 1	4- 10				
4- 4	0- 0	0- 0	HOME	0- 0	0- 0	4- 4				
0- 9	0- 1	0- 0	AWAY	0- 1	0- 1	0- 6				
0- 0	0- 0	0- 0	NEUTRAL	0- 0	0- 0	0- 0				
3- 4	0- 1	0- 0	NON-CONFERENCE	0- 1	0- 0	3- 2				
3- 0	0- 0	0- 0	HOME	0- 0	0- 0	3- 0				
0- 4	0- 1	0- 0	AWAY	0- 1	0- 0	0- 2				
0- 0	0- 0	0- 0	NEUTRAL	0- 0	0- 0	0- 0				
1- 9	0- 0	0- 0	CONFERENCE	0- 0	0- 1	1- 8				
1- 4	0- 0	0- 0	HOME	0- 0	0- 0	1- 4				
0- 5	0- 0	0- 0	AWAY	0- 0	0- 1	0- 4				
0- 0	0- 0	0- 0	NEUTRAL	0- 0	0- 0	0- 0				

RPI 1-25				RPI 26-50				RPI 51-100				RPI 101+ Team's RPI: 340			
RPI	S	Opponent	Score	RPI	S	Opponent	Score	RPI	S	Opponent	Score	RPI	S	Opponent	Score
1	A	South Carolina	32 112					69	A	Georgia	53 67	129	A	Campbell	38 50
												179	A	Hampton	40 60
												203	A	Jacksonville	43 87
												212	A	High Point	46 85
												225	H	UNC Asheville	48 68
												228	A	Gardner-Webb	53 63
												236	H	Radford	41 57
												259	H	Winthrop	38 52
												270	A	East Carolina	48 69
												271	H	Longwood	62 70
												297	A	Presbyterian	42 55
												333	H	Western Caro.	70 62
												341	H	Charleston So.	70 53
												349	H	South Carolina St.	58 47
												350	H	Florida A&M	74 61
LAST 10 Division I															
297	A	Presbyterian	42 55	259	H	Winthrop	38 52								
236	H	Radford	41 57	225	H	UNC Asheville	48 68								
228	A	Gardner-Webb	53 63	212	A	High Point	46 85								
179	A	Hampton	40 60	129	A	Campbell	38 50								
271	H	Longwood	62 70	341	H	Charleston So.	70 53								

Non-Div I Games: Mars Hill 89 31 UNKNOWN 71 49

USC Upstate

Loss, Non-Conf, S Site, H Home A Away N Neutral

Average RPI Win:	238	WON-LOST	WINNING	LAST 10	STRENGTH OF	OPP. STRENGTH	TEAM	ADJ.	CONF.	ADJ CONF.
Average RPI Loss:	54	RECORD	PCT. RANK	GAMES	SCHEDULE	OF SCHEDULE	RPI	RPI	RPI	RPI
DIV. I ONLY	12- 8	114	7-3	86	156	99	99	22	22	
DIV. I NON-CONF.	6- 6	164	1-1	67	59	107	107	21	21	
TOTALS	RPI 1-25	RPI 26-50	W-L RECORDS	RPI 51-100	RPI 101-150	RPI 150+				
12- 8	0- 3	0- 1	OVERALL	0- 2	3- 2	9- 0				
7- 2	0- 0	0- 0	HOME	0- 1	2- 1	5- 0				
5- 3	0- 1	0- 0	AWAY	0- 1	1- 1	4- 0				
0- 3	0- 2	0- 1	NEUTRAL	0- 0	0- 0	0- 0				
6- 6	0- 3	0- 1	NON-CONFERENCE	0- 1	2- 1	4- 0				
3- 2	0- 0	0- 0	HOME	0- 1	1- 1	2- 0				
3- 1	0- 1	0- 0	AWAY	0- 0	1- 0	2- 0				
0- 3	0- 2	0- 1	NEUTRAL	0- 0	0- 0	0- 0				
6- 2	0- 0	0- 0	CONFERENCE	0- 1	1- 1	5- 0				
4- 0	0- 0	0- 0	HOME	0- 0	1- 0	3- 0				
2- 2	0- 0	0- 0	AWAY	0- 1	0- 1	2- 0				
0- 0	0- 0	0- 0	NEUTRAL	0- 0	0- 0	0- 0				

RPI 1-25				RPI 26-50				RPI 51-100 Team's RPI: 99				RPI 101+			
RPI	S	Opponent	Score	RPI	S	Opponent	Score	RPI	S	Opponent	Score	RPI	S	Opponent	Score
2	N	Oregon	54 91	48	N	Oklahoma St.	47 60	65	A	Troy	69 85	110	H	Texas Southern	63 74
3	N	Louisville	67 76					67	H	Marist	57 73	123	A	Coastal Caro.	56 62
15	A	Northwestern	47 74									132	H	Louisiana	79 52
												149	A	Kansas St.	57 53
												150	H	Wright St.	68 62
												204	H	Little Rock	65 58
												205	H	SMU	51 46
												211	H	Arkansas St.	71 44
												237	A	North Texas	68 49
												261	A	South Alabama	68 45
												279	A	Appalachian St.	82 60
												336	A	Grambling	88 54
												346	H	La.-Monroe	72 34
												348	H	Chicago St.	84 53
LAST 10 Division I															
65	A	Troy	69 85	279	A	Appalachian St.	82 60								
261	A	South Alabama	68 45	204	H	Little Rock	65 58								
346	H	La.-Monroe	72 34	211	H	Arkansas St.	71 44								
132	H	Louisiana	79 52	110	H	Texas Southern	63 74								
123	A	Coastal Caro.	56 62	205	H	SMU	51 46								

Non-Div I Games:

UT Arlington

■ Loss,
 ■ Non-Conf,
 ■ S Site,
 ■ H Home
 ■ A Away
 N Neutral

Average RPI Win:	204	WON-LOST	WINNING	LAST 10	STRENGTH OF	OPP. STRENGTH	TEAM	ADJ.	CONF.	ADJ CONF.
Average RPI Loss:	75	RECORD	PCT. RANK	GAMES	SCHEDULE	OF SCHEDULE	RPI	RPI	RPI	RPI
DIV. I ONLY	11- 8	132	7-3	78	114	87	87	19	19	
DIV. I NON-CONF.	4- 7	225	0-2	16	18	116	116	24	24	
TOTALS	RPI 1-25	RPI 26-50	W-L RECORDS	RPI 51-100	RPI 101-150	RPI 150+				
11- 8	0- 3	0- 1	OVERALL	2- 2	0- 1	9- 1				
8- 1	0- 1	0- 0	HOME	2- 0	0- 0	6- 0				
3- 7	0- 2	0- 1	AWAY	0- 2	0- 1	3- 1				
0- 0	0- 0	0- 0	NEUTRAL	0- 0	0- 0	0- 0				
4- 7	0- 3	0- 1	NON-CONFERENCE	1- 2	0- 1	3- 0				
4- 1	0- 1	0- 0	HOME	1- 0	0- 0	3- 0				
0- 6	0- 2	0- 1	AWAY	0- 2	0- 1	0- 0				
0- 0	0- 0	0- 0	NEUTRAL	0- 0	0- 0	0- 0				
7- 1	0- 0	0- 0	CONFERENCE	1- 0	0- 0	6- 1				
4- 0	0- 0	0- 0	HOME	1- 0	0- 0	3- 0				
3- 1	0- 0	0- 0	AWAY	0- 0	0- 0	3- 1				
0- 0	0- 0	0- 0	NEUTRAL	0- 0	0- 0	0- 0				

RPI 1-25					RPI 26-50					RPI 51-100					Team's RPI: 87		RPI 101+				
RPI	S	Opponent	Score		RPI	S	Opponent	Score		RPI	S	Opponent	Score				RPI	S	Opponent	Score	
3	H	Louisville	63	71	46	A	Arkansas	46	96	61	H	IUPUI	57	51			101	A	Saint Louis	50	56
10	A	Gonzaga	55	78						66	H	Belmont	74	57			164	H	Samford	80	75
11	A	Mississippi St.	46	82						91	A	Southern Ill.	59	70			175	A	Austin Peay	69	61
										94	A	Illinois St.	47	70			175	H	Austin Peay	65	61
																	223	A	Murray St.	89	64
																	223	H	Murray St.	98	56
																	234	H	Chattanooga	78	51
																	244	A	Eastern Ill.	70	74
																	265	H	Lipscomb	83	67
																	321	A	SIUE	79	39
																	338	H	Tennessee St.	88	71
LAST 10 Division I																					
					321	A	SIUE	79	39	338	H	Tennessee St.	88	71							
					244	A	Eastern Ill.	70	74	175	A	Austin Peay	69	61							
					175	H	Austin Peay	65	61	223	A	Murray St.	89	64							
					223	H	Murray St.	98	56	46	A	Arkansas	46	96							
					66	H	Belmont	74	57	3	H	Louisville	63	71							

Non-Div I Games:

UT Martin

■ Loss,
 ■ Non-Conf,
 ■ S Site,
 ■ H Home
 ■ A Away
 N Neutral

U
T
E
P

U
T
E
P

UTEP

Page 319

Average RPI Win:	319	WON-LOST	WINNING	LAST 10	STRENGTH OF	OPP. STRENGTH	TEAM	ADJ.	CONF.	ADJ CONF.
Average RPI Loss:	184	RECORD	PCT. RANK	GAMES	SCHEDULE	OF SCHEDULE	RPI	RPI	RPI	RPI
DIV. I ONLY	4- 11	290	3-7	292	315	316	316	32	32	
DIV. I NON-CONF.	1- 8	322	0-4	167	213	319	319	32	32	
TOTALS	RPI 1-25	RPI 26-50	W-L RECORDS	RPI 51-100	RPI 101-150	RPI 150+				
4- 11	0- 0	0- 1	OVERALL	0- 1	0- 4	4- 5				
3- 3	0- 0	0- 0	HOME	0- 0	0- 2	3- 1				
1- 6	0- 0	0- 1	AWAY	0- 1	0- 2	1- 2				
0- 2	0- 0	0- 0	NEUTRAL	0- 0	0- 0	0- 2				
1- 8	0- 0	0- 1	NON-CONFERENCE	0- 1	0- 4	1- 2				
1- 2	0- 0	0- 0	HOME	0- 0	0- 2	1- 0				
0- 4	0- 0	0- 1	AWAY	0- 1	0- 2	0- 0				
0- 2	0- 0	0- 0	NEUTRAL	0- 0	0- 0	0- 2				
3- 3	0- 0	0- 0	CONFERENCE	0- 0	0- 0	3- 3				
2- 1	0- 0	0- 0	HOME	0- 0	0- 0	2- 1				
1- 2	0- 0	0- 0	AWAY	0- 0	0- 0	1- 2				
0- 0	0- 0	0- 0	NEUTRAL	0- 0	0- 0	0- 0				

RPI S	Opponent	Score	RPI S	Opponent	Score	RPI S	Opponent	Score	RPI S	Opponent	Score	Team's RPI: 316
30	A Texas	69 85	71	A Southern California	43 80	110	H Texas Southern	44 71	125	A A&M-Corpus Christi	50 61	
						125	H A&M-Corpus Christi	54 59	149	A Kansas St.	66 79	
						227	A UMKC	56 60	262	N Long Beach St.	65 69	
						281	N Nevada	57 62	294	H California Baptist	87 68	
						303	H UTSA	75 64	312	A New Mexico St.	75 76	
						329	H Utah Valley	67 76	331	H Seattle U	85 81	
						348	A Chicago St.	87 67				
LAST 10 Division I												
312	A New Mexico St.	75 76	294	H California Baptist	87 68							
329	H Utah Valley	67 76	149	A Kansas St.	66 79							
331	H Seattle U	85 81	281	N Nevada	57 62							
348	A Chicago St.	87 67	262	N Long Beach St.	65 69							
227	A UMKC	56 60	71	A Southern California	43 80							

Non-Div I Games: Tex. A&M Int'l 72 56 Tex. A&M-Kingsville 66 45 Texas Lutheran 98 46 Minot St. 75 56

UTRGV

Loss, Non-Conf, S Site, H Home A Away N Neutral

Average RPI Win:	293	WON-LOST	WINNING	LAST 10	STRENGTH OF	OPP. STRENGTH	TEAM	ADJ.	CONF.	ADJ CONF.
Average RPI Loss:	179	RECORD	PCT. RANK	GAMES	SCHEDULE	OF SCHEDULE	RPI	RPI	RPI	RPI
DIV. I ONLY	3- 12	310	2-8	217	244	303	303	13	13	
DIV. I NON-CONF.	1- 7	321	0-3	249	277	330	330	13	13	
TOTALS	RPI 1-25	RPI 26-50	W-L RECORDS	RPI 51-100	RPI 101-150	RPI 150+				
3- 12	0- 0	0- 1	OVERALL	0- 2	0- 0	3- 9				
2- 4	0- 0	0- 0	HOME	0- 1	0- 0	2- 3				
1- 7	0- 0	0- 1	AWAY	0- 0	0- 0	1- 6				
0- 1	0- 0	0- 0	NEUTRAL	0- 1	0- 0	0- 0				
1- 7	0- 0	0- 1	NON-CONFERENCE	0- 1	0- 0	1- 5				
1- 1	0- 0	0- 0	HOME	0- 0	0- 0	1- 1				
0- 5	0- 0	0- 1	AWAY	0- 0	0- 0	0- 4				
0- 1	0- 0	0- 0	NEUTRAL	0- 1	0- 0	0- 0				
2- 5	0- 0	0- 0	CONFERENCE	0- 1	0- 0	2- 4				
1- 3	0- 0	0- 0	HOME	0- 1	0- 0	1- 2				
1- 2	0- 0	0- 0	AWAY	0- 0	0- 0	1- 2				
0- 0	0- 0	0- 0	NEUTRAL	0- 0	0- 0	0- 0				

RPI 1-25				RPI 26-50				RPI 51-100				RPI 101+				Team's RPI: 303	
RPI	S	Opponent	Score	RPI	S	Opponent	Score	RPI	S	Opponent	Score	RPI	S	Opponent	Score		
				30	A	Texas	53 84	98	N	Utah	45 91	154	A	Texas Tech	58 115		
								100	H	Rice	62 74	162	H	Sam Houston St.	77 81		
												168	H	Fla. Atlantic	53 80		
												184	A	Hawaii	50 62		
												198	A	Southern Miss.	65 82		
												214	A	UTEP	54 94		
												237	H	North Texas	55 79		
												255	A	Louisiana Tech	82 73		
												292	A	Texas St.	69 74		
												299	H	FIU	60 45		
												316	A	UTRGV	64 75		
												324	H	Incarinate Word	63 56		
LAST 10 Division I																	
				100	H	Rice	62 74	299	H	FIU	60 45						
				237	H	North Texas	55 79	168	H	Fla. Atlantic	53 80						
				214	A	UTEP	54 94	154	A	Texas Tech	58 115						
				198	A	Southern Miss.	65 82	162	H	Sam Houston St.	77 81						
				255	A	Louisiana Tech	82 73	292	A	Texas St.	69 74						

Non-Div I Games: Texas Wesleyan 80 78 Southwest (NM) 79 62 Concordia (TX) 73 44

UTSA

Loss, Non-Conf, S Site, H Home A Away N Neutral

Average RPI Win:	187	WON-LOST	WINNING	LAST 10	STRENGTH OF	OPP. STRENGTH	TEAM	ADJ.	CONF.	ADJ CONF.
Average RPI Loss:	65	RECORD	PCT. RANK	GAMES	SCHEDULE	OF SCHEDULE	RPI	RPI	RPI	RPI
DIV. I ONLY	10- 9	164	4-6	62	50	98	98	1	1	
DIV. I NON-CONF.	7- 4	100	1-1	298	186	197	197	1	1	
TOTALS	RPI 1-25	RPI 26-50	W-L RECORDS	RPI 51-100	RPI 101-150	RPI 150+				
10- 9	0- 4	1- 1	OVERALL	2- 1	2- 2	5- 1				
5- 4	0- 1	0- 1	HOME	1- 1	0- 1	4- 0				
3- 5	0- 3	1- 0	AWAY	1- 0	1- 1	0- 1				
2- 0	0- 0	0- 0	NEUTRAL	0- 0	1- 0	1- 0				
7- 4	0- 0	0- 0	NON-CONFERENCE	1- 1	1- 2	5- 1				
4- 2	0- 0	0- 0	HOME	0- 1	0- 1	4- 0				
1- 2	0- 0	0- 0	AWAY	1- 0	0- 1	0- 1				
2- 0	0- 0	0- 0	NEUTRAL	0- 0	1- 0	1- 0				
3- 5	0- 4	1- 1	CONFERENCE	1- 0	1- 0	0- 0				
1- 2	0- 1	0- 1	HOME	1- 0	0- 0	0- 0				
2- 3	0- 3	1- 0	AWAY	0- 0	1- 0	0- 0				
0- 0	0- 0	0- 0	NEUTRAL	0- 0	0- 0	0- 0				

RPI	S	Opponent	Score	RPI	S	Opponent	Score	RPI	S	Opponent	Score	RPI	S	Opponent	Score
2	A	Oregon	51 88	41	A	Colorado	84 69	52	H	South Dakota	81 84	105	A	Cincinnati	62 68
4	A	Stanford	49 82	41	H	Colorado	70 80	71	H	Southern California	67 65	110	N	Texas Southern	61 52
6	H	UCLA	54 84					82	A	BYU	77 73	127	A	California	71 62
13	A	Oregon St.	48 77									139	H	Providence	60 67
												226	A	Xavier	63 70
												253	H	Oral Roberts	78 58
												281	H	Nevada	68 62
												296	H	Eastern Wash.	87 49
												301	H	Weber St.	75 46
												303	N	UTSA	91 45
LAST 10 Division I															
4	A	Stanford	49 82	2	A	Oregon	51 88								
127	A	California	71 62	13	A	Oregon St.	48 77								
41	A	Colorado	84 69	41	H	Colorado	70 80								
71	H	Southern California	67 65	301	H	Weber St.	75 46								
6	H	UCLA	54 84	139	H	Providence	60 67								

Non-Div I Games:

Utah

Average RPI Win:	279	WON-LOST	WINNING	LAST 10	STRENGTH OF	OPP. STRENGTH	TEAM	ADJ.	CONF.	ADJ CONF.
Average RPI Loss:	175	RECORD	PCT. RANK	GAMES	SCHEDULE	OF SCHEDULE	RPI	RPI	RPI	RPI
DIV. I ONLY	5- 15	292	2-8	193	248	288	288	17	17	
DIV. I NON-CONF.	4- 6	212	1-1	126	252	185	185	23	23	
TOTALS	RPI 1-25	RPI 26-50	W-L RECORDS	RPI 51-100	RPI 101-150	RPI 150+				
5- 15	0- 2	0- 0	OVERALL	0- 2	0- 3	5- 8				
3- 6	0- 0	0- 0	HOME	0- 0	0- 3	3- 3				
2- 9	0- 2	0- 0	AWAY	0- 2	0- 0	2- 5				
0- 0	0- 0	0- 0	NEUTRAL	0- 0	0- 0	0- 0				
4- 6	0- 2	0- 0	NON-CONFERENCE	0- 1	0- 1	4- 2				
3- 1	0- 0	0- 0	HOME	0- 0	0- 1	3- 0				
1- 5	0- 2	0- 0	AWAY	0- 1	0- 0	1- 2				
0- 0	0- 0	0- 0	NEUTRAL	0- 0	0- 0	0- 0				
1- 9	0- 0	0- 0	CONFERENCE	0- 1	0- 2	1- 6				
0- 5	0- 0	0- 0	HOME	0- 0	0- 2	0- 3				
1- 4	0- 0	0- 0	AWAY	0- 1	0- 0	1- 3				
0- 0	0- 0	0- 0	NEUTRAL	0- 0	0- 0	0- 0				

RPI	S	Opponent	Score	RPI	S	Opponent	Score	RPI	S	Opponent	Score	RPI	S	Opponent	Score	Team's RPI: 288
2	A	Oregon	52 109					81	A	Fresno St.	64 76	113	H	Boise St.	59 65	
13	A	Oregon St.	46 75					82	A	BYU	50 67	126	H	Portland	64 70	
												128	H	San Jose St.	61 76	
												188	H	UNLV	46 60	
												206	H	Wyoming	54 65	
												237	H	North Texas	66 55	
												238	A	Cal St. Fullerton	62 83	
												256	A	San Diego St.	62 66	
												257	H	Idaho St.	69 61	
												262	A	Long Beach St.	56 48	
												269	A	Colorado St.	55 56	
												281	A	Nevada	60 69	
												308	A	Air Force	53 52	
												308	H	Air Force	45 62	
												329	A	Utah Valley	49 57	
												331	H	Seattle U	70 63	
LAST 10 Division I																
206	H	Wyoming	54 65	308	H	Air Force	45 62									
269	A	Colorado St.	55 56	256	A	San Diego St.	62 66									
308	A	Air Force	53 52	188	H	UNLV	46 60									
113	H	Boise St.	59 65	329	A	Utah Valley	49 57									
281	A	Nevada	60 69	257	H	Idaho St.	69 61									

Non-Div I Games: Dixie St. 61 49

Utah St.

Utah Valley

Through Games Of Jan. 29, 2020

Average RPI Win:	304	WON-LOST	WINNING	LAST 10	STRENGTH OF	OPP. STRENGTH	TEAM	ADJ.	CONF.	ADJ CONF.
Average RPI Loss:	225	RECORD	PCT. RANK	GAMES	SCHEDULE	OF SCHEDULE	RPI	RPI	RPI	RPI
DIV. I ONLY	6- 12	260	6-4	342	333	329	329	32	32	
DIV. I NON-CONF.	1- 9	326	1-1	322	288	345	345	32	32	
TOTALS	RPI 1-25	RPI 26-50	W-L RECORDS	RPI 51-100	RPI 101-150	RPI 150+				
6- 12	0- 0	0- 0	OVERALL	0- 1	0- 1	6- 10				
4- 6	0- 0	0- 0	HOME	0- 0	0- 0	4- 6				
2- 6	0- 0	0- 0	AWAY	0- 1	0- 1	2- 4				
0- 0	0- 0	0- 0	NEUTRAL	0- 0	0- 0	0- 0				
1- 9	0- 0	0- 0	NON-CONFERENCE	0- 1	0- 1	1- 7				
1- 4	0- 0	0- 0	HOME	0- 0	0- 0	1- 4				
0- 5	0- 0	0- 0	AWAY	0- 1	0- 1	0- 3				
0- 0	0- 0	0- 0	NEUTRAL	0- 0	0- 0	0- 0				
5- 3	0- 0	0- 0	CONFERENCE	0- 0	0- 0	5- 3				
3- 2	0- 0	0- 0	HOME	0- 0	0- 0	3- 2				
2- 1	0- 0	0- 0	AWAY	0- 0	0- 0	2- 1				
0- 0	0- 0	0- 0	NEUTRAL	0- 0	0- 0	0- 0				

RPI 1-25			RPI 26-50			RPI 51-100			RPI 101+ Team's RPI: 329		
RPI	S	Opponent	Score	RPI	S	Opponent	Score	RPI	S	Opponent	Score
						82	A	BYU	57	71	
								113	A	Boise St.	69 77
								157	H	CSU Bakersfield	53 55
								197	H	Montana	52 63
								218	H	Southern Utah	58 71
								227	H	UMKC	62 41
								254	H	Grand Canyon	59 66
								257	H	Idaho St.	61 88
								267	A	UC Santa Barbara	51 59
								278	A	UC Riverside	53 67
								281	H	Nevada	57 60
								288	H	Utah St.	57 49
								294	A	California Baptist	67 80
								301	A	Weber St.	46 72
								312	A	New Mexico St.	58 54
								316	A	UTRGV	76 67
								331	H	Seattle U	70 58
								348	H	Chicago St.	89 58
LAST 10 Division I											
294	A	California Baptist	67 80	331	H	Seattle U	70 58				
254	H	Grand Canyon	59 66	227	H	UMKC	62 41				
157	H	CSU Bakersfield	53 55	348	H	Chicago St.	89 58				
316	A	UTRGV	76 67	288	H	Utah St.	57 49				
312	A	New Mexico St.	58 54	301	A	Weber St.	46 72				

Non-Div I Games: Antelope Valley 77 61 Ottawa (AZ) 99 50

Utah Valley

Loss, Non-Conf, S Site, H Home A Away N Neutral

Average RPI Win:	187	WON-LOST	WINNING	LAST 10	STRENGTH OF	OPP. STRENGTH	TEAM	ADJ.	CONF.	ADJ CONF.
Average RPI Loss:	111	RECORD	PCT. RANK	GAMES	SCHEDULE	OF SCHEDULE	RPI	RPI	RPI	RPI
DIV. I ONLY	12- 8	114	8-2	124	110	106	106	12	12	
DIV. I NON-CONF.	5- 8	221	1-2	151	100	226	226	12	12	
TOTALS	RPI 1-25	RPI 26-50	W-L RECORDS	RPI 51-100	RPI 101-150	RPI 150+				
12- 8	0- 0	1- 1	OVERALL	0- 3	4- 2	7- 2				
7- 3	0- 0	1- 0	HOME	0- 0	2- 2	4- 1				
4- 5	0- 0	0- 1	AWAY	0- 3	2- 0	2- 1				
1- 0	0- 0	0- 0	NEUTRAL	0- 0	0- 0	1- 0				
5- 8	0- 0	1- 1	NON-CONFERENCE	0- 3	0- 2	4- 2				
4- 3	0- 0	1- 0	HOME	0- 0	0- 2	3- 1				
0- 5	0- 0	0- 1	AWAY	0- 3	0- 0	0- 1				
1- 0	0- 0	0- 0	NEUTRAL	0- 0	0- 0	1- 0				
7- 0	0- 0	0- 0	CONFERENCE	0- 0	4- 0	3- 0				
3- 0	0- 0	0- 0	HOME	0- 0	2- 0	1- 0				
4- 0	0- 0	0- 0	AWAY	0- 0	2- 0	2- 0				
0- 0	0- 0	0- 0	NEUTRAL	0- 0	0- 0	0- 0				

RPI S	Opponent	Score	RPI S	Opponent	Score	RPI S	Opponent	Score	RPI S	Opponent	Score	Team's RPI: 106
31	H Old Dominion	62 49	74	A South Fla.	55 77	101	A Saint Louis	65 52				
50	A Middle Tenn.	63 86	76	A Seton Hall	33 53	105	H Cincinnati	56 58				
			90	A Boston College	52 87	119	H Richmond	53 50				
						124	H Fordham	62 52				
						135	H N.C. A&T	58 69				
						142	A Massachusetts	61 46				
						156	H William & Mary	55 69				
						182	A Rhode Island	75 54				
						198	A Southern Miss.	39 51				
						201	H Saint Joseph's	47 40				
						216	A George Mason	82 63				
						270	H East Carolina	53 40				
						278	H UC Riverside	67 51				
						279	H Appalachian St.	66 38				
						298	N Omaha	74 66				
LAST 10 Division I												
124	H Fordham	62 52	201	H Saint Joseph's	47 40							
216	A George Mason	82 63	182	A Rhode Island	75 54							
142	A Massachusetts	61 46	135	H N.C. A&T	58 69							
119	H Richmond	53 50	278	H UC Riverside	67 51							
101	A Saint Louis	65 52	50	A Middle Tenn.	63 86							

Non-Div I Games:

VCU

■ Loss,
■ Non-Conf,
■ S Site,
■ H Home
■ A Away
N Neutral

Valparaiso

Through Games Of Jan. 29, 2020

Average RPI Win:	258	WON-LOST	WINNING	LAST 10	STRENGTH OF	OPP. STRENGTH	TEAM	ADJ.	CONF.	ADJ CONF.
Average RPI Loss:	70	RECORD	PCT. RANK	GAMES	SCHEDULE	OF SCHEDULE	RPI	RPI	RPI	RPI
DIV. I ONLY	11- 7	107	6-4	250	134	165	165	7	7	
DIV. I NON-CONF.	8- 3	68	3-0	329	192	143	143	7	7	
TOTALS	RPI 1-25	RPI 26-50	W-L RECORDS	RPI 51-100	RPI 101-150	RPI 150+				
11- 7	0- 3	0- 0	OVERALL	0- 3	1- 0	10- 1				
5- 4	0- 1	0- 0	HOME	0- 3	1- 0	4- 0				
6- 2	0- 1	0- 0	AWAY	0- 0	0- 0	6- 1				
0- 1	0- 1	0- 0	NEUTRAL	0- 0	0- 0	0- 0				
8- 3	0- 2	0- 0	NON-CONFERENCE	0- 0	0- 0	8- 1				
4- 0	0- 0	0- 0	HOME	0- 0	0- 0	4- 0				
4- 2	0- 1	0- 0	AWAY	0- 0	0- 0	4- 1				
0- 1	0- 1	0- 0	NEUTRAL	0- 0	0- 0	0- 0				
3- 4	0- 1	0- 0	CONFERENCE	0- 3	1- 0	2- 0				
1- 4	0- 1	0- 0	HOME	0- 3	1- 0	0- 0				
2- 0	0- 0	0- 0	AWAY	0- 0	0- 0	2- 0				
0- 0	0- 0	0- 0	NEUTRAL	0- 0	0- 0	0- 0				

RPI S	Opponent	Score	RPI S	Opponent	Score	RPI S	Opponent	Score	RPI S	Opponent	Score	Team's RPI: 165
14	H Missouri St.	68 81				55	H Bradley	61 75	104	H Loyola Chicago	66 64	
15	A Northwestern	48 69				91	H Southern Ill.	51 67	177	A Toledo	61 54	
25	N Ohio St.	38 89				94	H Illinois St.	60 72	193	A North Dakota	63 65	
									199	H Bowling Green	95 90	
									243	H Morehead St.	55 53	
									244	A Eastern Ill.	78 66	
									272	A Indiana St.	75 56	
									289	A North Dakota St.	66 54	
									314	A Detroit Mercy	77 58	
									315	A Evansville	88 66	
									337	H UIC	63 37	
									348	H Chicago St.	95 49	
LAST 10 Division I												
104	H Loyola Chicago	66 64	14	H Missouri St.	68 81							
55	H Bradley	61 75	91	H Southern Ill.	51 67							
94	H Illinois St.	60 72	244	A Eastern Ill.	78 66							
315	A Evansville	88 66	348	H Chicago St.	95 49							
272	A Indiana St.	75 56	243	H Morehead St.	55 53							

Non-Div I Games:

Valparaiso

■ Loss,
 ■ Non-Conf, S Site,
 ■ Home
 ■ Away
 N Neutral

Vanderbilt

Through Games Of Jan. 29, 2020

Average RPI Win:	196	WON-LOST	WINNING	LAST 10	STRENGTH OF	OPP. STRENGTH	TEAM	ADJ.	CONF.	ADJ CONF.
Average RPI Loss:	46	RECORD	PCT. RANK	GAMES	SCHEDULE	OF SCHEDULE	RPI	RPI	RPI	RPI
DIV. I ONLY	12- 8	114	5-5	34	101	85	85	4	4	
DIV. I NON-CONF.	10- 3	58	3-0	100	263	69	69	5	5	
TOTALS	RPI 1-25	RPI 26-50	W-L RECORDS	RPI 51-100	RPI 101-150	RPI 150+				
12- 8	0- 3	0- 2	OVERALL	1- 2	4- 1	7- 0				
8- 4	0- 3	0- 1	HOME	0- 0	3- 0	5- 0				
3- 2	0- 0	0- 0	AWAY	1- 1	1- 1	1- 0				
1- 2	0- 0	0- 1	NEUTRAL	0- 1	0- 0	1- 0				
10- 3	0- 1	0- 1	NON-CONFERENCE	0- 1	3- 0	7- 0				
7- 1	0- 1	0- 0	HOME	0- 0	2- 0	5- 0				
2- 0	0- 0	0- 0	AWAY	0- 0	1- 0	1- 0				
1- 2	0- 0	0- 1	NEUTRAL	0- 1	0- 0	1- 0				
2- 5	0- 2	0- 1	CONFERENCE	1- 1	1- 1	0- 0				
1- 3	0- 2	0- 1	HOME	0- 0	1- 0	0- 0				
1- 2	0- 0	0- 0	AWAY	1- 1	0- 1	0- 0				
0- 0	0- 0	0- 0	NEUTRAL	0- 0	0- 0	0- 0				

RPI 1-25				RPI 26-50				RPI 51-100 Team's RPI: 85				RPI 101+			
RPI	S	Opponent	Score	RPI	S	Opponent	Score	RPI	S	Opponent	Score	RPI	S	Opponent	Score
1	H	South Carolina	57 93	36	N	Rutgers	56 62	62	A	Alabama	61 98	101	H	Saint Louis	62 50
8	H	UConn	51 64	46	H	Arkansas	66 100	69	A	Georgia	63 55	108	A	Washington	76 74
11	H	Mississippi St.	52 68					76	N	Seton Hall	65 69	131	A	Florida	60 68
												138	H	Auburn	77 55
												141	H	Tennessee Tech	75 61
												163	H	Columbia	72 51
												173	H	Furman	74 46
												236	H	Radford	80 46
												277	H	Eastern Ky.	75 69
												300	N	UC Irvine	76 63
												310	H	Jacksonville St.	88 66
												338	A	Tennessee St.	106 55
LAST 10 Division I															
62	A	Alabama	61 98	131	A	Florida	60 68								
11	H	Mississippi St.	52 68	138	H	Auburn	77 55								
46	H	Arkansas	66 100	163	H	Columbia	72 51								
1	H	South Carolina	57 93	108	A	Washington	76 74								
69	A	Georgia	63 55	300	N	UC Irvine	76 63								

V
a
n
d
e
r
b
i
l
t

V
a
n
d
e
r
b
i
l
t

Non-Div I Games:

Vanderbilt

Loss, Non-Conf, S Site, H Home A Away N Neutral

Vermont

Through Games Of Jan. 29, 2020

Average RPI Win:	306	WON-LOST	WINNING	LAST 10	STRENGTH OF	OPP. STRENGTH	TEAM	ADJ.	CONF.	ADJ CONF.
Average RPI Loss:	182	RECORD	PCT. RANK	GAMES	SCHEDULE	OF SCHEDULE	RPI	RPI	RPI	RPI
DIV. I ONLY	8- 12	233	4-6	311	325	295	295	28	28	
DIV. I NON-CONF.	5- 7	205	1-1	304	314	296	296	28	28	
TOTALS	RPI 1-25	RPI 26-50	W-L RECORDS	RPI 51-100	RPI 101-150	RPI 150+				
8- 12	0- 0	0- 0	OVERALL	0- 2	0- 2	8- 8				
6- 4	0- 0	0- 0	HOME	0- 0	0- 1	6- 3				
2- 8	0- 0	0- 0	AWAY	0- 2	0- 1	2- 5				
0- 0	0- 0	0- 0	NEUTRAL	0- 0	0- 0	0- 0				
5- 7	0- 0	0- 0	NON-CONFERENCE	0- 1	0- 2	5- 4				
4- 2	0- 0	0- 0	HOME	0- 0	0- 1	4- 1				
1- 5	0- 0	0- 0	AWAY	0- 1	0- 1	1- 3				
0- 0	0- 0	0- 0	NEUTRAL	0- 0	0- 0	0- 0				
3- 5	0- 0	0- 0	CONFERENCE	0- 1	0- 0	3- 4				
2- 2	0- 0	0- 0	HOME	0- 0	0- 0	2- 2				
1- 3	0- 0	0- 0	AWAY	0- 1	0- 0	1- 2				
0- 0	0- 0	0- 0	NEUTRAL	0- 0	0- 0	0- 0				

RPI S	Opponent	Score	RPI S	Opponent	Score	RPI S	Opponent	Score	RPI S	Opponent	Score
						68	A Minnesota	58 90	104	A Loyola Chicago	76 78
						83	A Stony Brook	49 67	142	H Massachusetts	49 83
									158	A Dartmouth	55 72
									167	A Merrimack	53 78
									182	A Rhode Island	74 77
									186	H Binghamton	65 62
									209	A UMass Lowell	47 61
									246	H Saint Francis (PA)	69 73
									252	H Maine	47 65
									264	H New Hampshire	51 59
									280	H Navy	64 56
									306	H UMBC	60 58
									309	A Albany (NY)	49 58
									313	H Bryant	71 66
									330	H NJIT	65 59
									339	H Canisius	76 53
									345	A Hartford	63 53
									347	A LIU Brooklyn	73 62
LAST 10 Division I											
			264	H New Hampshire	51 59	306	H UMBC	60 58			
			209	A UMass Lowell	47 61	83	A Stony Brook	49 67			
			252	H Maine	47 65	309	A Albany (NY)	49 58			
			345	A Hartford	63 53	167	A Merrimack	53 78			
			186	H Binghamton	65 62	347	A LIU Brooklyn	73 62			

Non-Div I Games: Norwich 86 40

Vermont

Loss, Non-Conf, S Site, H Home A Away N Neutral

Villanova

Through Games Of Jan. 29, 2020

Average RPI Win:	148	WON-LOST	WINNING	LAST 10	STRENGTH OF	OPP. STRENGTH	TEAM	ADJ.	CONF.	ADJ CONF.
Average RPI Loss:	74	RECORD	PCT. RANK	GAMES	SCHEDULE	OF SCHEDULE	RPI	RPI	RPI	RPI
DIV. I ONLY	11- 9	149	6-4	59	51	88	88	6	6	
DIV. I NON-CONF.	6- 5	151	1-0	68	65	83	83	6	6	
TOTALS	RPI 1-25	RPI 26-50	W-L RECORDS	RPI 51-100	RPI 101-150	RPI 150+				
11- 9	0- 1	1- 3	OVERALL	2- 3	3- 1	5- 1				
6- 4	0- 0	0- 2	HOME	0- 1	2- 1	4- 0				
5- 5	0- 1	1- 1	AWAY	2- 2	1- 0	1- 1				
0- 0	0- 0	0- 0	NEUTRAL	0- 0	0- 0	0- 0				
6- 5	0- 0	0- 1	NON-CONFERENCE	1- 2	2- 1	3- 1				
3- 2	0- 0	0- 1	HOME	0- 0	1- 1	2- 0				
3- 3	0- 0	0- 0	AWAY	1- 2	1- 0	1- 1				
0- 0	0- 0	0- 0	NEUTRAL	0- 0	0- 0	0- 0				
5- 4	0- 1	1- 2	CONFERENCE	1- 1	1- 0	2- 0				
3- 2	0- 0	0- 1	HOME	0- 1	1- 0	2- 0				
2- 2	0- 1	1- 1	AWAY	1- 0	0- 0	0- 0				
0- 0	0- 0	0- 0	NEUTRAL	0- 0	0- 0	0- 0				

RPI 1-25				RPI 26-50				RPI 51-100				RPI 101+			
RPI	S	Opponent	Score	RPI	S	Opponent	Score	RPI	S	Opponent	Score	RPI	S	Opponent	Score
19	A	DePaul	69 85	38	A	Marquette	52 57	53	A	Temple	69 74	116	H	Penn	70 58
				39	H	Creighton	42 58	69	A	Georgia	63 58	124	A	Fordham	73 66
				42	A	St. John's (NY)	67 62	70	A	Drexel	52 54	139	H	Providence	51 49
				44	H	James Madison	52 56	76	A	Seton Hall	61 55	140	H	George Washington	56 68
								92	H	Butler	41 58	172	A	American	54 76
												196	A	La Salle	77 69
												201	H	Saint Joseph's	60 44
												220	H	Georgetown	74 53
												222	H	Manhattan	63 51
												226	H	Xavier	66 54
LAST 10 Division I															
38	A	Marquette	52 57	92	H	Butler	41 58								
19	A	DePaul	69 85	42	A	St. John's (NY)	67 62								
220	H	Georgetown	74 53	76	A	Seton Hall	61 55								
116	H	Penn	70 58	39	H	Creighton	42 58								
226	H	Xavier	66 54	139	H	Providence	51 49								

Non-Div I Games:

Villanova

Loss, Non-Conf, S Site, H Home A Away N Neutral

Average RPI Win: 105		WON-LOST	WINNING	LAST 10	STRENGTH OF	OPP. STRENGTH	TEAM	ADJ.	CONF.	ADJ CONF.
Average RPI Loss: 31		RECORD	PCT. RANK	GAMES	SCHEDULE	OF SCHEDULE	RPI	RPI	RPI	RPI
DIV. I ONLY		8- 12	233	3-7	1	21	35	35	5	5
DIV. I NON-CONF.		5- 6	187	0-1	1	36	18	18	3	3
TOTALS		RPI 1-25	RPI 26-50	W-L RECORDS		RPI 51-100	RPI 101-150	RPI 150+		
8- 12	0- 6	3- 2		OVERALL		2- 4	1- 0	2- 0		
5- 4	0- 2	3- 1		HOME		1- 1	1- 0	0- 0		
3- 7	0- 3	0- 1		AWAY		1- 3	0- 0	2- 0		
0- 1	0- 1	0- 0		NEUTRAL		0- 0	0- 0	0- 0		
5- 6	0- 4	2- 1		NON-CONFERENCE		1- 1	0- 0	2- 0		
3- 2	0- 2	2- 0		HOME		1- 0	0- 0	0- 0		
2- 3	0- 1	0- 1		AWAY		0- 1	0- 0	2- 0		
0- 1	0- 1	0- 0		NEUTRAL		0- 0	0- 0	0- 0		
3- 6	0- 2	1- 1		CONFERENCE		1- 3	1- 0	0- 0		
2- 2	0- 0	1- 1		HOME		0- 1	1- 0	0- 0		
1- 4	0- 2	0- 0		AWAY		1- 2	0- 0	0- 0		
0- 0	0- 0	0- 0		NEUTRAL		0- 0	0- 0	0- 0		

RPI 1-25				RPI 26-50				Team's RPI: 35				RPI 51-100				RPI 101+			
RPI	S	Opponent	Score	RPI	S	Opponent	Score	RPI	S	Opponent	Score	RPI	S	Opponent	Score	RPI	S	Opponent	Score
3	A	Louisville	56 71	26	H	Virginia Tech	61 69	56	A	Georgia Tech	51 61	134	H	Notre Dame	90 60				
6	H	UCLA	62 73	31	H	Old Dominion	56 53	57	H	North Carolina	47 65	188	A	UNLV	63 55				
8	A	UConn	44 83	36	A	Rutgers	63 73	63	A	Wake Forest	56 62	249	A	CSUN	72 47				
11	N	Mississippi St.	59 72	37	H	Duke	66 63	64	H	Bucknell	84 60								
17	A	NC State	60 80	44	H	James Madison	55 49	71	A	Southern California	49 59								
21	H	Kentucky	47 50					90	A	Boston College	69 52								
LAST 10 Division I																			
				134	H	Notre Dame	90 60	37	H	Duke	66 63								
				3	A	Louisville	56 71	17	A	NC State	60 80								
				26	H	Virginia Tech	61 69	57	H	North Carolina	47 65								
				63	A	Wake Forest	56 62	56	A	Georgia Tech	51 61								
				90	A	Boston College	69 52	11	N	Mississippi St.	59 72								

Non-Div I Games:

Virginia

Average RPI Win: 148		WON-LOST	WINNING	LAST 10	STRENGTH OF	OPP. STRENGTH	TEAM	ADJ.	CONF.	ADJ CONF.
Average RPI Loss: 35		RECORD	PCT. RANK	GAMES	SCHEDULE	OF SCHEDULE	RPI	RPI	RPI	RPI
DIV. I ONLY		15- 4	36	7-3	76	36	26	26	5	5
DIV. I NON-CONF.		10- 1	19	2-0	105	102	23	23	3	3
TOTALS		RPI 1-25	RPI 26-50		W-L RECORDS		RPI 51-100	RPI 101-150	RPI 150+	
15- 4	0- 2	2- 1		OVERALL		5- 1	1- 0		7- 0	
10- 0	0- 0	1- 0		HOME		3- 0	1- 0		5- 0	
2- 3	0- 2	1- 1		AWAY		0- 0	0- 0		1- 0	
3- 1	0- 0	0- 0		NEUTRAL		2- 1	0- 0		1- 0	
10- 1	0- 0	1- 0		NON-CONFERENCE		3- 1	1- 0		5- 0	
6- 0	0- 0	1- 0		HOME		1- 0	1- 0		3- 0	
1- 0	0- 0	0- 0		AWAY		0- 0	0- 0		1- 0	
3- 1	0- 0	0- 0		NEUTRAL		2- 1	0- 0		1- 0	
5- 3	0- 2	1- 1		CONFERENCE		2- 0	0- 0		2- 0	
4- 0	0- 0	0- 0		HOME		2- 0	0- 0		2- 0	
1- 3	0- 2	1- 1		AWAY		0- 0	0- 0		0- 0	
0- 0	0- 0	0- 0		NEUTRAL		0- 0	0- 0		0- 0	

RPI 1-25				RPI 26-50				Team's RPI: 26				RPI 51-100				RPI 101+			
RPI	S	Opponent	Score	RPI	S	Opponent	Score	RPI	S	Opponent	Score	RPI	S	Opponent	Score	RPI	S	Opponent	Score
16	A	Florida St.	62 86	27	H	Purdue	67 54	57	H	North Carolina	76 70	112	H	Liberty	73 69				
17	A	NC State	69 76	35	A	Virginia	69 61	66	N	Belmont	60 58	170	N	Wichita St.	84 63				
				37	A	Duke	67 72	69	N	Georgia	72 77	171	H	Clemson	71 50				
								90	H	Boston College	70 49	216	A	George Mason	77 58				
								96	H	Davidson	88 68	228	H	Gardner-Webb	87 65				
								100	N	Rice	54 45	246	H	Saint Francis (PA)	105 41				
												287	H	Pittsburgh	68 56				
												326	H	UMES	86 43				
LAST 10 Division I																			
				171	H	Clemson	71 50	57	H	North Carolina	76 70								
				90	H	Boston College	70 49	17	A	NC State	69 76								
				35	A	Virginia	69 61	16	A	Florida St.	62 86								
				37	A	Duke	67 72	170	N	Wichita St.	84 63								
				287	H	Pittsburgh	68 56	100	N	Rice	54 45								

Non-Div I Games:

Virginia Tech

Loss, Non-Conf, S Site, H Home A Away N Neutral

Average RPI Win: 324	WON-LOST	WINNING	LAST 10	STRENGTH OF	OPP. STRENGTH	TEAM	ADJ.	CONF.	ADJ CONF.
Average RPI Loss: 154	RECORD	PCT. RANK	GAMES	SCHEDULE	OF SCHEDULE	RPI	RPI	RPI	RPI
DIV. I ONLY	6- 12	260	3-7	200	340	274	274	29	29
DIV. I NON-CONF.	3- 7	252	0-2	37	323	203	203	29	29
TOTALS	RPI 1-25	RPI 26-50	W-L RECORDS	RPI 51-100	RPI 101-150	RPI 150+			
6- 12	0- 1	0- 1	OVERALL	0- 4	0- 1	6- 5			
5- 2	0- 0	0- 0	HOME	0- 1	0- 0	5- 1			
1- 10	0- 1	0- 1	AWAY	0- 3	0- 1	1- 4			
0- 0	0- 0	0- 0	NEUTRAL	0- 0	0- 0	0- 0			
3- 7	0- 1	0- 1	NON-CONFERENCE	0- 4	0- 0	3- 1			
3- 1	0- 0	0- 0	HOME	0- 1	0- 0	3- 0			
0- 6	0- 1	0- 1	AWAY	0- 3	0- 0	0- 1			
0- 0	0- 0	0- 0	NEUTRAL	0- 0	0- 0	0- 0			
3- 5	0- 0	0- 0	CONFERENCE	0- 0	0- 1	3- 4			
2- 1	0- 0	0- 0	HOME	0- 0	0- 0	2- 1			
1- 4	0- 0	0- 0	AWAY	0- 0	0- 1	1- 3			
0- 0	0- 0	0- 0	NEUTRAL	0- 0	0- 0	0- 0			

RPI	S	Opponent	Score	RPI	S	Opponent	Score	RPI	S	Opponent	Score	RPI	S	Opponent	Score	Team's RPI: 274
9	A	Maryland	56 119	43	A	Yale	68 87	83	H	Stony Brook	45 66	130	A	Robert Morris	47 51	
								84	A	Rider	63 77	208	A	Youngstown St.	42 64	
								92	A	Butler	58 74	241	A	Mt. St. Mary's	63 78	
								95	A	Colgate	58 74	246	A	Saint Francis (PA)	50 51	
												268	H	Sacred Heart	65 79	
												306	H	UMBC	67 60	
												311	H	St. Francis Brooklyn	74 66	
												313	A	Bryant	58 45	
												330	H	NJIT	61 59	
												335	H	Saint Peter's	90 89	
												344	A	Central Conn. St.	63 66	
												347	H	LIU Brooklyn	63 61	
LAST 10 Division I																
313	A	Bryant	58 45	130	A	Robert Morris	47 51									
344	A	Central Conn. St.	63 66	268	H	Sacred Heart	65 79									
347	H	LIU Brooklyn	63 61	241	A	Mt. St. Mary's	63 78									
311	H	St. Francis Brooklyn	74 66	43	A	Yale	68 87									
246	A	Saint Francis (PA)	50 51	95	A	Colgate	58 74									

Non-Div I Games: Staten Island 81 57

Wagner

Loss, Non-Conf, S Site, H Home A Away N Neutral

Wake Forest

Through Games Of Jan. 29, 2020

Average RPI Win:	139	WON-LOST	WINNING	LAST 10	STRENGTH OF	OPP. STRENGTH	TEAM	ADJ.	CONF.	ADJ CONF.
Average RPI Loss:	71	RECORD	PCT. RANK	GAMES	SCHEDULE	OF SCHEDULE	RPI	RPI	RPI	RPI
DIV. I ONLY	12- 8	114	6-4	46	27	63	63	5	5	
DIV. I NON-CONF.	7- 4	100	1-0	137	148	108	108	3	3	
TOTALS	RPI 1-25	RPI 26-50	W-L RECORDS	RPI 51-100	RPI 101-150	RPI 150+				
12- 8	0- 3	2- 1	OVERALL	2- 2	3- 1	5- 1				
8- 3	0- 1	1- 0	HOME	1- 1	2- 1	4- 0				
2- 5	0- 2	1- 1	AWAY	0- 1	0- 0	1- 1				
2- 0	0- 0	0- 0	NEUTRAL	1- 0	1- 0	0- 0				
7- 4	0- 0	0- 1	NON-CONFERENCE	1- 1	2- 1	4- 1				
4- 2	0- 0	0- 0	HOME	0- 1	1- 1	3- 0				
1- 2	0- 0	0- 1	AWAY	0- 0	0- 0	1- 1				
2- 0	0- 0	0- 0	NEUTRAL	1- 0	1- 0	0- 0				
5- 4	0- 3	2- 0	CONFERENCE	1- 1	1- 0	1- 0				
4- 1	0- 1	1- 0	HOME	1- 0	1- 0	1- 0				
1- 3	0- 2	1- 0	AWAY	0- 1	0- 0	0- 0				
0- 0	0- 0	0- 0	NEUTRAL	0- 0	0- 0	0- 0				

RPI 1-25				RPI 26-50				RPI 51-100				Team's RPI: 63	RPI 101+			
RPI	S	Opponent	Score	RPI	S	Opponent	Score	RPI	S	Opponent	Score		RPI	S	Opponent	Score
3	A	Louisville	61 75	35	H	Virginia	62 56	56	H	Georgia Tech	65 60		114	H	Syracuse	65 60
16	H	Florida St.	65 70	37	A	Duke	60 58	60	A	Miami (FL)	56 59		121	H	UNC Greensboro	65 67
17	A	NC State	45 59	42	A	St. John's (NY)	74 82	72	H	Charlotte	65 77		129	H	Campbell	74 46
								80	N	Dayton	78 59		131	N	Florida	73 68
													153	A	Elon	69 57
													171	H	Clemson	63 58
													240	A	ETSU	60 67
													245	H	Col. of Charleston	106 50
													250	H	UNCW	65 55
													270	H	East Carolina	76 53
LAST 10 Division I																
114	H	Syracuse	65 60	171	H	Clemson	63 58									
16	H	Florida St.	65 70	56	H	Georgia Tech	65 60									
17	A	NC State	45 59	37	A	Duke	60 58									
35	H	Virginia	62 56	60	A	Miami (FL)	56 59									
3	A	Louisville	61 75	131	N	Florida	73 68									

Non-Div I Games:

Wake Forest

■ Loss,
■ Non-Conf,
■ S Site,
■ H Home
■ A Away
N Neutral

Average RPI Win:	184	WON-LOST	WINNING	LAST 10	STRENGTH OF	OPP. STRENGTH	TEAM	ADJ.	CONF.	ADJ CONF.
Average RPI Loss:	69	RECORD	PCT. RANK	GAMES	SCHEDULE	OF SCHEDULE	RPI	RPI	RPI	RPI
DIV. I ONLY	10- 9	164	3-7	68	40	108	108	1	1	
DIV. I NON-CONF.	8- 3	68	1-1	196	146	124	124	1	1	
TOTALS	RPI 1-25	RPI 26-50	W-L RECORDS	RPI 51-100	RPI 101-150	RPI 150+				
10- 9	1- 2	0- 2	OVERALL	1- 3	2- 1	6- 1				
4- 6	0- 0	0- 2	HOME	0- 2	0- 1	4- 1				
3- 3	0- 2	0- 0	AWAY	1- 1	2- 0	0- 0				
3- 0	1- 0	0- 0	NEUTRAL	0- 0	0- 0	2- 0				
8- 3	1- 0	0- 0	NON-CONFERENCE	0- 1	1- 1	6- 1				
4- 3	0- 0	0- 0	HOME	0- 1	0- 1	4- 1				
1- 0	0- 0	0- 0	AWAY	0- 0	1- 0	0- 0				
3- 0	1- 0	0- 0	NEUTRAL	0- 0	0- 0	2- 0				
2- 6	0- 2	0- 2	CONFERENCE	1- 2	1- 0	0- 0				
0- 3	0- 0	0- 2	HOME	0- 1	0- 0	0- 0				
2- 3	0- 2	0- 0	AWAY	1- 1	1- 0	0- 0				
0- 0	0- 0	0- 0	NEUTRAL	0- 0	0- 0	0- 0				

RPI 1-25				RPI 26-50				RPI 51-100				RPI 101+ Team's RPI: 108			
RPI	S	Opponent	Score	RPI	S	Opponent	Score	RPI	S	Opponent	Score	RPI	S	Opponent	Score
4	A	Stanford	56 77	28	H	Arizona St.	50 67	71	A	Southern California	78 81	122	H	Tulane	62 64
5	N	Iowa	70 63	33	H	Arizona	58 66	85	H	Vanderbilt	74 76	127	A	California	67 64
6	A	UCLA	80 85					86	A	Washington St.	65 56	146	A	San Diego	65 47
								86	H	Washington St.	59 66	157	H	CSU Bakersfield	80 49
												184	H	Hawaii	50 62
												219	N	Iona	65 34
												233	H	San Francisco	73 54
												239	N	Howard	75 58
												301	H	Weber St.	94 41
												331	H	Seattle U	78 46
LAST 10 Division I															
71	A	Southern California	78 81	4	A	Stanford	56 77								
6	A	UCLA	80 85	127	A	California	67 64								
33	H	Arizona	58 66	86	A	Washington St.	65 56								
28	H	Arizona St.	50 67	85	H	Vanderbilt	74 76								
86	H	Washington St.	59 66	233	H	San Francisco	73 54								

Non-Div I Games:

Washington

■ Loss,
■ Non-Conf,
■ S Site,
■ H Home
■ A Away
N Neutral

Average RPI Win:	199	WON-LOST	WINNING	LAST 10	STRENGTH OF	OPP. STRENGTH	TEAM	ADJ.	CONF.	ADJ CONF.
Average RPI Loss:	31	RECORD	PCT. RANK	GAMES	SCHEDULE	OF SCHEDULE	RPI	RPI	RPI	RPI
DIV. I ONLY	9- 11	204	3-7	13	20	86	86	1	1	
DIV. I NON-CONF.	7- 5	131	1-1	53	39	85	85	1	1	
TOTALS	RPI 1-25	RPI 26-50	W-L RECORDS	RPI 51-100	RPI 101-150	RPI 150+				
9- 11	0- 6	0- 2	OVERALL	1- 2	3- 1	5- 0				
5- 4	0- 1	0- 2	HOME	1- 0	0- 1	4- 0				
3- 4	0- 2	0- 0	AWAY	0- 2	3- 0	0- 0				
1- 3	0- 3	0- 0	NEUTRAL	0- 0	0- 0	1- 0				
7- 5	0- 4	0- 0	NON-CONFERENCE	1- 1	1- 0	5- 0				
5- 1	0- 1	0- 0	HOME	1- 0	0- 0	4- 0				
1- 1	0- 0	0- 0	AWAY	0- 1	1- 0	0- 0				
1- 3	0- 3	0- 0	NEUTRAL	0- 0	0- 0	1- 0				
2- 6	0- 2	0- 2	CONFERENCE	0- 1	2- 1	0- 0				
0- 3	0- 0	0- 2	HOME	0- 0	0- 1	0- 0				
2- 3	0- 2	0- 0	AWAY	0- 1	2- 0	0- 0				
0- 0	0- 0	0- 0	NEUTRAL	0- 0	0- 0	0- 0				

RPI 1-25				RPI 26-50				RPI 51-100 Team's RPI: 86				RPI 101+			
RPI	S	Opponent	Score	RPI	S	Opponent	Score	RPI	S	Opponent	Score	RPI	S	Opponent	Score
1	N	South Carolina	53 68	28	H	Arizona St.	56 65	60	A	Miami (FL)	68 74	108	A	Washington	66 59
4	A	Stanford	58 77	33	H	Arizona	67 74	71	A	Southern California	63 74	108	H	Washington	56 65
6	A	UCLA	50 66					82	H	BYU	67 50	113	A	Boise St.	80 68
7	N	Baylor	66 89									127	A	California	96 75
10	H	Gonzaga	53 76									247	N	Southern U.	69 54
12	N	Indiana	44 78									248	H	Pepperdine	85 48
												249	H	CSUN	71 61
												300	H	UC Irvine	87 59
												318	H	Ark.-Pine Bluff	85 56
LAST 10 Division I															
6	A	UCLA	50 66	127	A	California	96 75								
71	A	Southern California	63 74	4	A	Stanford	58 77								
28	H	Arizona St.	56 65	108	H	Washington	56 65								
33	H	Arizona	67 74	60	A	Miami (FL)	68 74								
108	A	Washington	66 59	247	N	Southern U.	69 54								

Non-Div I Games:

Washington St.

■ Loss,
■ Non-Conf,
■ S Site,
■ H Home
■ A Away
N Neutral

Average RPI Win:	272	WON-LOST	WINNING	LAST 10	STRENGTH OF	OPP. STRENGTH	TEAM	ADJ.	CONF.	ADJ CONF.
Average RPI Loss:	176	RECORD	PCT. RANK	GAMES	SCHEDULE	OF SCHEDULE	RPI	RPI	RPI	RPI
DIV. I ONLY	3- 15	323	1-9	221	229	301	301	20	20	
DIV. I NON-CONF.	2- 7	288	0-1	134	232	244	244	17	17	
TOTALS	RPI 1-25	RPI 26-50	W-L RECORDS	RPI 51-100	RPI 101-150	RPI 150+				
3- 15	0- 1	0- 0	OVERALL	0- 2	0- 4	3- 8				
1- 5	0- 0	0- 0	HOME	0- 0	0- 1	1- 4				
2- 10	0- 1	0- 0	AWAY	0- 2	0- 3	2- 4				
0- 0	0- 0	0- 0	NEUTRAL	0- 0	0- 0	0- 0				
2- 7	0- 1	0- 0	NON-CONFERENCE	0- 1	0- 3	2- 2				
1- 1	0- 0	0- 0	HOME	0- 0	0- 1	1- 0				
1- 6	0- 1	0- 0	AWAY	0- 1	0- 2	1- 2				
0- 0	0- 0	0- 0	NEUTRAL	0- 0	0- 0	0- 0				
1- 8	0- 0	0- 0	CONFERENCE	0- 1	0- 1	1- 6				
0- 4	0- 0	0- 0	HOME	0- 0	0- 0	0- 4				
1- 4	0- 0	0- 0	AWAY	0- 1	0- 1	1- 2				
0- 0	0- 0	0- 0	NEUTRAL	0- 0	0- 0	0- 0				

RPI	S	Opponent	Score	RPI	S	Opponent	Score	RPI	S	Opponent	Score	RPI	S	Opponent	Score	Team's RPI: 301
6	A	UCLA	45 85					97	A	Idaho	50 70	107	A	Pacific	53 76	
								98	A	Utah	46 75	108	A	Washington	41 94	
												118	A	Montana St.	52 81	
												126	H	Portland	59 78	
												187	H	Portland St.	57 76	
												195	H	Northern Ariz.	82 88	
												197	A	Montana	57 85	
												210	A	Northern Colo.	65 60	
												214	A	UTEP	51 70	
												257	H	Idaho St.	54 65	
												278	A	UC Riverside	64 54	
												296	A	Eastern Wash.	53 63	
												312	A	New Mexico St.	47 77	
												320	H	Sacramento St.	67 91	
												329	H	Utah Valley	72 46	
LAST 10 Division I																
197	A	Montana	57 85	210	A	Northern Colo.	65 60									
118	A	Montana St.	52 81	195	H	Northern Ariz.	82 88									
187	H	Portland St.	57 76	97	A	Idaho	50 70									
257	H	Idaho St.	54 65	296	A	Eastern Wash.	53 63									
320	H	Sacramento St.	67 91	98	A	Utah	46 75									

Non-Div I Games:

Weber St.

West Virginia

Through Games Of Jan. 29, 2020

Average RPI Win:	163	WON-LOST	WINNING	LAST 10	STRENGTH OF	OPP. STRENGTH	TEAM	ADJ.	CONF.	ADJ CONF.
Average RPI Loss:	33	RECORD	PCT. RANK	GAMES	SCHEDULE	OF SCHEDULE	RPI	RPI	RPI	RPI
DIV. I ONLY	13- 5	50	6-4	55	43	40	40	3	3	
DIV. I NON-CONF.	10- 1	19	3-0	163	123	38	38	4	4	
TOTALS	RPI 1-25	RPI 26-50	W-L RECORDS	RPI 51-100	RPI 101-150	RPI 150+				
13- 5	1- 2	1- 3	OVERALL	1- 0	4- 0	6- 0				
6- 2	0- 0	1- 2	HOME	0- 0	1- 0	4- 0				
3- 2	1- 2	0- 0	AWAY	0- 0	2- 0	0- 0				
4- 1	0- 0	0- 1	NEUTRAL	1- 0	1- 0	2- 0				
10- 1	1- 0	0- 1	NON-CONFERENCE	1- 0	2- 0	6- 0				
5- 0	0- 0	0- 0	HOME	0- 0	1- 0	4- 0				
1- 0	1- 0	0- 0	AWAY	0- 0	0- 0	0- 0				
4- 1	0- 0	0- 1	NEUTRAL	1- 0	1- 0	2- 0				
3- 4	0- 2	1- 2	CONFERENCE	0- 0	2- 0	0- 0				
1- 2	0- 0	1- 2	HOME	0- 0	0- 0	0- 0				
2- 2	0- 2	0- 0	AWAY	0- 0	2- 0	0- 0				
0- 0	0- 0	0- 0	NEUTRAL	0- 0	0- 0	0- 0				

RPI 1-25				RPI 26-50				Team's RPI: 40	RPI 51-100				RPI 101+			
RPI	S	Opponent	Score	RPI	S	Opponent	Score		RPI	S	Opponent	Score	RPI	S	Opponent	Score
7	A	Baylor	51 91	30	H	Texas	68 63		93	N	Michigan St.	63 57	103	A	Kansas	68 49
11	A	Mississippi St.	71 65	39	N	Creighton	75 82						114	N	Syracuse	71 69
23	A	TCU	60 73	47	H	Oklahoma	49 73						133	H	Cornell	68 62
				48	H	Oklahoma St.	55 57						149	A	Kansas St.	74 63
LAST 10 Division I																
23	A	TCU	60 73	103	A	Kansas	68 49									
48	H	Oklahoma St.	55 57	149	A	Kansas St.	74 63									
7	A	Baylor	51 91	133	H	Cornell	68 62									
47	H	Oklahoma	49 73	114	N	Syracuse	71 69									
30	H	Texas	68 63	93	N	Michigan St.	63 57									

Non-Div I Games:

West Virginia

Loss, Non-Conf, S Site, H Home A Away N Neutral

Average RPI Win:	341	WON-LOST	WINNING	LAST 10	STRENGTH OF	OPP. STRENGTH	TEAM	ADJ.	CONF.	ADJ CONF.
Average RPI Loss:	191	RECORD	PCT. RANK	GAMES	SCHEDULE	OF SCHEDULE	RPI	RPI	RPI	RPI
DIV. I ONLY	1- 17	346	1-9	160	346	333	333	25	25	
DIV. I NON-CONF.	1- 12	335	1-4	122	346	325	325	22	22	
TOTALS	RPI 1-25	RPI 26-50	W-L RECORDS	RPI 51-100	RPI 101-150	RPI 150+				
1- 17	0- 0	0- 0	OVERALL	0- 2	0- 4	1- 11				
1- 8	0- 0	0- 0	HOME	0- 0	0- 3	1- 5				
0- 9	0- 0	0- 0	AWAY	0- 2	0- 1	0- 6				
0- 0	0- 0	0- 0	NEUTRAL	0- 0	0- 0	0- 0				
1- 12	0- 0	0- 0	NON-CONFERENCE	0- 2	0- 3	1- 7				
1- 6	0- 0	0- 0	HOME	0- 0	0- 3	1- 3				
0- 6	0- 0	0- 0	AWAY	0- 2	0- 0	0- 4				
0- 0	0- 0	0- 0	NEUTRAL	0- 0	0- 0	0- 0				
0- 5	0- 0	0- 0	CONFERENCE	0- 0	0- 1	0- 4				
0- 2	0- 0	0- 0	HOME	0- 0	0- 0	0- 2				
0- 3	0- 0	0- 0	AWAY	0- 0	0- 1	0- 2				
0- 0	0- 0	0- 0	NEUTRAL	0- 0	0- 0	0- 0				

RPI 1-25				RPI 26-50				RPI 51-100				RPI 101+				Team's RPI: 333	
RPI	S	Opponent	Score	RPI	S	Opponent	Score	RPI	S	Opponent	Score	RPI	S	Opponent	Score		
								57	A	North Carolina	55	92	121	A	UNC Greensboro	43	54
								96	A	Davidson	51	101	123	H	Coastal Caro.	43	66
												129	H	Campbell	40	61	
												141	H	Tennessee Tech	58	62	
												153	A	Elon	24	68	
												173	A	Furman	53	69	
												200	H	Cleveland St.	61	68	
												225	H	UNC Asheville	47	64	
												228	A	Gardner-Webb	62	88	
												234	H	Chattanooga	52	59	
												240	H	ETSU	57	62	
												245	A	Col. of Charleston	62	73	
												259	H	Winthrop	60	63	
												285	A	Wofford	63	76	
												340	A	USC Upstate	62	70	
												341	H	Charleston So.	69	64	
LAST 10 Division I																	
				173	A	Furman	53	69		245	A	Col. of Charleston	62	73			
				285	A	Wofford	63	76		259	H	Winthrop	60	63			
				121	A	UNC Greensboro	43	54		141	H	Tennessee Tech	58	62			
				240	H	ETSU	57	62		200	H	Cleveland St.	61	68			
				234	H	Chattanooga	52	59		341	H	Charleston So.	69	64			

Non-Div I Games: Southern Wesleyan 70 37 UVa-Wise 64 55

Western Caro.

■ Loss,
■ Non-Conf,
■ S Site,
■ H Home
■ A Away
N Neutral

Average RPI Win:	276	WON-LOST	WINNING	LAST 10	STRENGTH OF	OPP. STRENGTH	TEAM	ADJ.	CONF.	ADJ CONF.
Average RPI Loss:	102	RECORD	PCT. RANK	GAMES	SCHEDULE	OF SCHEDULE	RPI	RPI	RPI	RPI
DIV. I ONLY	8- 10	208	5-5	212	165	207	207	18	18	
DIV. I NON-CONF.	3- 7	252	0-2	159	129	238	238	18	18	
TOTALS	RPI 1-25	RPI 26-50	W-L RECORDS	RPI 51-100	RPI 101-150	RPI 150+				
8- 10	0- 0	0- 2	OVERALL	0- 5	0- 1	8- 2				
5- 2	0- 0	0- 0	HOME	0- 2	0- 0	5- 0				
3- 6	0- 0	0- 2	AWAY	0- 2	0- 1	3- 1				
0- 2	0- 0	0- 0	NEUTRAL	0- 1	0- 0	0- 1				
3- 7	0- 0	0- 2	NON-CONFERENCE	0- 3	0- 1	3- 1				
2- 1	0- 0	0- 0	HOME	0- 1	0- 0	2- 0				
1- 4	0- 0	0- 2	AWAY	0- 1	0- 1	1- 0				
0- 2	0- 0	0- 0	NEUTRAL	0- 1	0- 0	0- 1				
5- 3	0- 0	0- 0	CONFERENCE	0- 2	0- 0	5- 1				
3- 1	0- 0	0- 0	HOME	0- 1	0- 0	3- 0				
2- 2	0- 0	0- 0	AWAY	0- 1	0- 0	2- 1				
0- 0	0- 0	0- 0	NEUTRAL	0- 0	0- 0	0- 0				

RPI S	Opponent	Score	RPI S	Opponent	Score	RPI S	Opponent	Score	RPI S	Opponent	Score	Team's RPI: 207
27	A Purdue	59 66	52	H South Dakota	65 96	147	A Missouri	89 97				
32	A Drake	75 94	55	H Bradley	49 84	152	H Southeast Mo. St.	97 91				
			89	A South Dakota St.	45 75	193	A North Dakota	71 77				
			91	N Southern Ill.	65 79	244	N Eastern Ill.	52 60				
			94	A Illinois St.	65 78	253	H Oral Roberts	75 61				
						272	H Indiana St.	83 72				
						289	A North Dakota St.	79 78				
						291	H Denver	82 75				
						298	A Omaha	83 69				
						307	H Purdue Fort Wayne	79 68				
						348	A Chicago St.	88 78				
LAST 10 Division I												
193	A North Dakota	71 77	89	A South Dakota St.	45 75							
298	A Omaha	83 69	289	A North Dakota St.	79 78							
253	H Oral Roberts	75 61	52	H South Dakota	65 96							
291	H Denver	82 75	244	N Eastern Ill.	52 60							
307	H Purdue Fort Wayne	79 68	91	N Southern Ill.	65 79							

Non-Div I Games: Culver-Stockton 82 76 Ill.-Springfield 91 51 Mo. Baptist 90 69

Western Ill.

Average RPI Win:	134	WON-LOST	WINNING	LAST 10	STRENGTH OF	OPP. STRENGTH	TEAM	ADJ.	CONF.	ADJ CONF.
Average RPI Loss:	96	RECORD	PCT. RANK	GAMES	SCHEDULE	OF SCHEDULE	RPI	RPI	RPI	RPI
DIV. I ONLY	12- 6	77	6-4	54	58	29	29	13	13	
DIV. I NON-CONF.	8- 3	68	2-1	91	8	27	27	13	13	
TOTALS	RPI 1-25	RPI 26-50	W-L RECORDS	RPI 51-100	RPI 101-150	RPI 150+				
12- 6	1- 1	2- 2	OVERALL	3- 1	1- 0	5- 2				
6- 0	1- 0	2- 0	HOME	1- 0	1- 0	1- 0				
5- 6	0- 1	0- 2	AWAY	2- 1	0- 0	3- 2				
1- 0	0- 0	0- 0	NEUTRAL	0- 0	0- 0	1- 0				
8- 3	1- 1	1- 1	NON-CONFERENCE	2- 0	0- 0	4- 1				
4- 0	1- 0	1- 0	HOME	1- 0	0- 0	1- 0				
3- 3	0- 1	0- 1	AWAY	1- 0	0- 0	2- 1				
1- 0	0- 0	0- 0	NEUTRAL	0- 0	0- 0	1- 0				
4- 3	0- 0	1- 1	CONFERENCE	1- 1	1- 0	1- 1				
2- 0	0- 0	1- 0	HOME	0- 0	1- 0	0- 0				
2- 3	0- 0	0- 1	AWAY	1- 1	0- 0	1- 1				
0- 0	0- 0	0- 0	NEUTRAL	0- 0	0- 0	0- 0				

RPI 1-25				RPI 26-50				Team's RPI: 29	RPI 51-100				RPI 101+			
RPI	S	Opponent	Score	RPI	S	Opponent	Score		RPI	S	Opponent	Score	RPI	S	Opponent	Score
3	A	Louisville	56 75	27	A	Purdue	50 67		66	H	Belmont	77 46	117	H	UAB	69 65
20	H	Central Mich.	93 58	31	A	Old Dominion	65 76		72	A	Charlotte	60 56	164	A	Samford	88 84
				47	H	Oklahoma	74 63		73	A	Ball St.	91 86	176	A	Saint Mary's (CA)	73 80
				50	H	Middle Tenn.	71 63		100	A	Rice	65 73	204	H	Little Rock	77 58
													224	N	Tulsa	76 63
													237	A	North Texas	54 61
													242	A	Marshall	74 65
													323	A	Mercer	75 62
LAST 10 Division I																
242	A	Marshall	74 65	100	A	Rice	65 73									
72	A	Charlotte	60 56	237	A	North Texas	54 61									
31	A	Old Dominion	65 76	27	A	Purdue	50 67									
50	H	Middle Tenn.	71 63	164	A	Samford	88 84									
117	H	UAB	69 65	73	A	Ball St.	91 86									

Non-Div I Games:

Western Ky.

■ Loss,
 ■ Non-Conf,
 ■ S Site,
 ■ H Home
 ■ A Away
 N Neutral

Average RPI Win:	235	WON-LOST	WINNING	LAST 10	STRENGTH OF	OPP. STRENGTH	TEAM	ADJ.	CONF.	ADJ CONF.
Average RPI Loss:	119	RECORD	PCT. RANK	GAMES	SCHEDULE	OF SCHEDULE	RPI	RPI	RPI	RPI
DIV. I ONLY	10- 7	127	6-4	167	206	136	136	10	10	
DIV. I NON-CONF.	6- 4	123	2-1	258	319	170	170	10	10	
TOTALS	RPI 1-25	RPI 26-50	W-L RECORDS	RPI 51-100	RPI 101-150	RPI 150+				
10- 7	0- 1	0- 1	OVERALL	1- 1	1- 1	8- 3				
5- 2	0- 1	0- 0	HOME	1- 0	0- 0	4- 1				
3- 4	0- 0	0- 1	AWAY	0- 0	1- 1	2- 2				
2- 1	0- 0	0- 0	NEUTRAL	0- 1	0- 0	2- 0				
6- 4	0- 0	0- 1	NON-CONFERENCE	0- 1	1- 0	5- 2				
2- 1	0- 0	0- 0	HOME	0- 0	0- 0	2- 1				
2- 2	0- 0	0- 1	AWAY	0- 0	1- 0	1- 1				
2- 1	0- 0	0- 0	NEUTRAL	0- 1	0- 0	2- 0				
4- 3	0- 1	0- 0	CONFERENCE	1- 0	0- 1	3- 1				
3- 1	0- 1	0- 0	HOME	1- 0	0- 0	2- 0				
1- 2	0- 0	0- 0	AWAY	0- 0	0- 1	1- 1				
0- 0	0- 0	0- 0	NEUTRAL	0- 0	0- 0	0- 0				

RPI 1-25				RPI 26-50				RPI 51-100				RPI 101+ Team's RPI: 136			
RPI	S	Opponent	Score	RPI	S	Opponent	Score	RPI	S	Opponent	Score	RPI	S	Opponent	Score
20	H	Central Mich.	70 80	45	A	Michigan	55 76	75	H	Ohio	73 72	102	A	Kent St.	63 75
								83	N	Stony Brook	47 50	104	A	Loyola Chicago	70 60
												168	H	Fla. Atlantic	79 80
												177	H	Toledo	84 72
												194	A	Akron	56 51
												194	H	Akron	79 71
												199	A	Bowling Green	63 72
												214	A	UTEP	46 76
												291	N	Denver	79 70
												312	N	New Mexico St.	79 76
												314	H	Detroit Mercy	82 67
												337	A	UIC	80 52
												348	H	Chicago St.	90 69
LAST 10 Division I															
194	H	Akron	79 71	194	A	Akron	56 51								
199	A	Bowling Green	63 72	177	H	Toledo	84 72								
20	H	Central Mich.	70 80	104	A	Loyola Chicago	70 60								
75	H	Ohio	73 72	83	N	Stony Brook	47 50								
102	A	Kent St.	63 75	291	N	Denver	79 70								

Non-Div I Games: Kentucky St. 80 41

Western Mich.

■ Loss,
 ■ Non-Conf, S Site,
 ■ Home
 ■ Away
 N Neutral

Average RPI Win:	213	WON-LOST	WINNING	LAST 10	STRENGTH OF	OPP. STRENGTH	TEAM	ADJ.	CONF.	ADJ CONF.
Average RPI Loss:	96	RECORD	PCT. RANK	GAMES	SCHEDULE	OF SCHEDULE	RPI	RPI	RPI	RPI
DIV. I ONLY	11- 10	172	4-6	186	83	170	170	9	9	
DIV. I NON-CONF.	8- 5	117	1-1	232	123	153	153	9	9	
TOTALS	RPI 1-25	RPI 26-50	W-L RECORDS	RPI 51-100	RPI 101-150	RPI 150+				
11- 10	0- 2	1- 2	OVERALL	1- 2	1- 1	8- 3				
8- 3	0- 0	1- 0	HOME	1- 2	0- 1	6- 0				
2- 6	0- 2	0- 1	AWAY	0- 0	0- 0	2- 3				
1- 1	0- 0	0- 1	NEUTRAL	0- 0	1- 0	0- 0				
8- 5	0- 1	1- 2	NON-CONFERENCE	0- 1	1- 0	6- 1				
6- 1	0- 0	1- 0	HOME	0- 1	0- 0	5- 0				
1- 3	0- 1	0- 1	AWAY	0- 0	0- 0	1- 1				
1- 1	0- 0	0- 1	NEUTRAL	0- 0	1- 0	0- 0				
3- 5	0- 1	0- 0	CONFERENCE	1- 1	0- 1	2- 2				
2- 2	0- 0	0- 0	HOME	1- 1	0- 1	1- 0				
1- 3	0- 1	0- 0	AWAY	0- 0	0- 0	1- 2				
0- 0	0- 0	0- 0	NEUTRAL	0- 0	0- 0	0- 0				

RPI	S	Opponent	Score	RPI	S	Opponent	Score	RPI	S	Opponent	Score	RPI	S	Opponent	Score	Team's RPI: 170
8	A	UConn	55 83	26	N	Virginia Tech	63 84	53	H	Temple	72 70	118	N	Montana St.	66 64	
14	A	Missouri St.	55 68	39	A	Creighton	46 56	58	H	UNI	50 61	122	H	Tulane	56 61	
				47	H	Oklahoma	88 83	74	H	South Fla.	50 56	159	H	Eastern Mich.	63 52	
												160	A	Houston	56 64	
												205	A	SMU	44 64	
												224	H	Tulsa	57 46	
												247	H	Southern U.	69 63	
												253	A	Oral Roberts	66 79	
												255	A	Louisiana Tech	88 80	
												270	A	East Carolina	61 53	
												317	H	Houston Baptist	59 42	
												318	H	Ark.-Pine Bluff	100 50	
												336	H	Grambling	77 65	
LAST 10 Division I																
205	A	SMU	44 64	270	A	East Carolina	61 53									
160	A	Houston	56 64	122	H	Tulane	56 61									
74	H	South Fla.	50 56	8	A	UConn	55 83									
53	H	Temple	72 70	336	H	Grambling	77 65									
224	H	Tulsa	57 46	26	N	Virginia Tech	63 84									

Non-Div I Games:

Wichita St.

William & Mary

Through Games Of Jan. 29, 2020

Average RPI Win:	244	WON-LOST	WINNING	LAST 10	STRENGTH OF	OPP. STRENGTH	TEAM	ADJ.	CONF.	ADJ CONF.
Average RPI Loss:	109	RECORD	PCT. RANK	GAMES	SCHEDULE	OF SCHEDULE	RPI	RPI	RPI	RPI
DIV. I ONLY	13- 6	69	6-4	301	135	156	156	14	14	
DIV. I NON-CONF.	9- 2	38	2-0	331	152	125	125	14	14	
TOTALS	RPI 1-25	RPI 26-50	W-L RECORDS	RPI 51-100	RPI 101-150	RPI 150+				
13- 6	0- 0	0- 2	OVERALL	0- 1	2- 2	11- 1				
6- 3	0- 0	0- 1	HOME	0- 1	0- 0	6- 1				
7- 3	0- 0	0- 1	AWAY	0- 0	2- 2	5- 0				
0- 0	0- 0	0- 0	NEUTRAL	0- 0	0- 0	0- 0				
9- 2	0- 0	0- 1	NON-CONFERENCE	0- 0	2- 1	7- 0				
4- 1	0- 0	0- 1	HOME	0- 0	0- 0	4- 0				
5- 1	0- 0	0- 0	AWAY	0- 0	2- 1	3- 0				
0- 0	0- 0	0- 0	NEUTRAL	0- 0	0- 0	0- 0				
4- 4	0- 0	0- 1	CONFERENCE	0- 1	0- 1	4- 1				
2- 2	0- 0	0- 0	HOME	0- 1	0- 0	2- 1				
2- 2	0- 0	0- 1	AWAY	0- 0	0- 1	2- 0				
0- 0	0- 0	0- 0	NEUTRAL	0- 0	0- 0	0- 0				

RPI S	Opponent	Score	RPI S	Opponent	Score	RPI S	Opponent	Score	RPI S	Opponent	Score	Team's RPI: 156
			31	H Old Dominion	58 69	70	H Drexel	54 61	106	A VCU	69 55	
			44	A James Madison	70 84				119	A Richmond	73 76	
									137	A Northeastern	55 61	
									140	A George Washington	63 51	
									174	A Towson	83 75	
									180	H Norfolk St.	65 56	
									230	H Delaware	68 58	
									245	H Col. of Charleston	85 60	
									250	H UNCW	55 72	
									260	A Delaware St.	73 52	
									270	A East Carolina	78 68	
									284	A Army West Point	77 65	
									302	A Hofstra	66 53	
									306	H UMBC	76 48	
									326	H UMES	78 50	
									345	H Hartford	61 44	
LAST 10 Division I												
			70	H Drexel	54 61	250	H UNCW	55 72				
			230	H Delaware	68 58	174	A Towson	83 75				
			137	A Northeastern	55 61	44	A James Madison	70 84				
			302	A Hofstra	66 53	140	A George Washington	63 51				
			245	H Col. of Charleston	85 60	180	H Norfolk St.	65 56				

Non-Div I Games:

William & Mary

Loss, Non-Conf, S Site, H Home A Away N Neutral

Average RPI Win:	283	WON-LOST	WINNING	LAST 10	STRENGTH OF	OPP. STRENGTH	TEAM	ADJ.	CONF.	ADJ CONF.
Average RPI Loss:	191	RECORD	PCT. RANK	GAMES	SCHEDULE	OF SCHEDULE	RPI	RPI	RPI	RPI
DIV. I ONLY	9- 10	193	6-4	302	316	259	259	26	26	
DIV. I NON-CONF.	3- 6	235	0	313	239	294	294	27	27	
TOTALS	RPI 1-25	RPI 26-50	W-L RECORDS	RPI 51-100	RPI 101-150	RPI 150+				
9- 10	0- 1	0- 1	OVERALL	0- 0	0- 1	9- 7				
4- 4	0- 0	0- 0	HOME	0- 0	0- 0	4- 4				
5- 5	0- 1	0- 1	AWAY	0- 0	0- 1	5- 2				
0- 1	0- 0	0- 0	NEUTRAL	0- 0	0- 0	0- 1				
3- 6	0- 1	0- 1	NON-CONFERENCE	0- 0	0- 0	3- 4				
0- 3	0- 0	0- 0	HOME	0- 0	0- 0	0- 3				
3- 2	0- 1	0- 1	AWAY	0- 0	0- 0	3- 0				
0- 1	0- 0	0- 0	NEUTRAL	0- 0	0- 0	0- 1				
6- 4	0- 0	0- 0	CONFERENCE	0- 0	0- 1	6- 3				
4- 1	0- 0	0- 0	HOME	0- 0	0- 0	4- 1				
2- 3	0- 0	0- 0	AWAY	0- 0	0- 1	2- 2				
0- 0	0- 0	0- 0	NEUTRAL	0- 0	0- 0	0- 0				

RPI 1-25				RPI 26-50				RPI 51-100				RPI 101+ Team's RPI: 259			
RPI	S	Opponent	Score	RPI	S	Opponent	Score	RPI	S	Opponent	Score	RPI	S	Opponent	Score
21	A	Kentucky	36 91	31	A	Old Dominion	44 68					129	A	Campbell	47 63
												179	H	Hampton	72 66
												212	H	High Point	69 63
												219	H	Iona	61 68
												225	H	UNC Asheville	43 50
												228	A	Gardner-Webb	59 71
												236	A	Radford	53 54
												245	H	Col. of Charleston	73 84
												250	A	UNCW	75 63
												271	H	Longwood	74 63
												285	N	Wofford	59 60
												290	H	Ga. Southern	47 91
												297	H	Presbyterian	61 54
												325	A	N.C. Central	56 46
												333	A	Western Caro.	63 60
												340	A	USC Upstate	52 38
												341	A	Charleston So.	58 53
LAST 10 Division I															
225	H	UNC Asheville	43 50	297	H	Presbyterian	61 54								
341	A	Charleston So.	58 53	340	A	USC Upstate	52 38								
271	H	Longwood	74 63	228	A	Gardner-Webb	59 71								
236	A	Radford	53 54	212	H	High Point	69 63								
129	A	Campbell	47 63	179	H	Hampton	72 66								

Non-Div I Games:

Winthrop

Average RPI Win:	213	WON-LOST	WINNING	LAST 10	STRENGTH OF	OPP. STRENGTH	TEAM	ADJ.	CONF.	ADJ CONF.
Average RPI Loss:	45	RECORD	PCT. RANK	GAMES	SCHEDULE	OF SCHEDULE	RPI	RPI	RPI	RPI
DIV. I ONLY	10- 10	175	3-7	60	79	120	120	2	2	
DIV. I NON-CONF.	8- 3	68	1-0	190	214	92	92	2	2	
TOTALS	RPI 1-25	RPI 26-50	W-L RECORDS	RPI 51-100	RPI 101-150	RPI 150+				
10- 10	0- 1	0- 7	OVERALL	3- 2	0- 0	7- 0				
7- 4	0- 1	0- 3	HOME	1- 0	0- 0	6- 0				
2- 5	0- 0	0- 3	AWAY	1- 2	0- 0	1- 0				
1- 1	0- 0	0- 1	NEUTRAL	1- 0	0- 0	0- 0				
8- 3	0- 0	0- 2	NON-CONFERENCE	2- 1	0- 0	6- 0				
6- 0	0- 0	0- 0	HOME	1- 0	0- 0	5- 0				
1- 2	0- 0	0- 1	AWAY	0- 1	0- 0	1- 0				
1- 1	0- 0	0- 1	NEUTRAL	1- 0	0- 0	0- 0				
2- 7	0- 1	0- 5	CONFERENCE	1- 1	0- 0	1- 0				
1- 4	0- 1	0- 3	HOME	0- 0	0- 0	1- 0				
1- 3	0- 0	0- 2	AWAY	1- 1	0- 0	0- 0				
0- 0	0- 0	0- 0	NEUTRAL	0- 0	0- 0	0- 0				

RPI	S	Opponent	Score	RPI	S	Opponent	Score	RPI	S	Opponent	Score	RPI	S	Opponent	Score	Team's RPI: 120
5	H	Iowa	78 85	27	A	Purdue	61 72	56	A	Georgia Tech	41 60	191	H	Penn St.	71 65	
				36	H	Rutgers	61 64	68	A	Minnesota	72 62	244	H	Eastern Ill.	63 55	
				41	A	Colorado	57 74	73	N	Ball St.	67 56	266	H	Milwaukee	71 40	
				45	H	Michigan	56 68	78	H	North Florida	75 62	285	H	Wofford	78 65	
				46	N	Arkansas	64 68	93	A	Michigan St.	52 69	289	A	North Dakota St.	64 63	
				49	A	Nebraska	50 65					305	H	Prairie View	68 42	
				49	H	Nebraska	71 72					327	H	Alabama St.	85 67	
LAST 10 Division I																
				49	H	Nebraska	71 72	49	A	Nebraska	50 65					
				68	A	Minnesota	72 62	191	H	Penn St.	71 65					
				5	H	Iowa	78 85	27	A	Purdue	61 72					
				45	H	Michigan	56 68	36	H	Rutgers	61 64					
				93	A	Michigan St.	52 69	305	H	Prairie View	68 42					

Non-Div I Games:

Wisconsin

■ Loss,
 ■ Non-Conf,
 S Site,
 ■ Home
 ■ Away
 N Neutral

RPI 1-25				RPI 26-50				RPI 51-100				RPI 101+ Team's RPI: 285			
RPI	S	Opponent	Score	RPI	S	Opponent	Score	RPI	S	Opponent	Score	RPI	S	Opponent	Score
												103	A	Kansas	64 83
												120	A	Wisconsin	65 78
												121	H	UNC Greensboro	66 61
												123	H	Coastal Caro.	73 78
												138	A	Auburn	82 84
												164	H	Samford	58 74
												225	H	UNC Asheville	75 38
												228	A	Gardner-Webb	53 67
												232	A	Northern Ky.	72 80
												234	A	Chattanooga	76 80
												240	A	ETSU	76 47
												259	N	Winthrop	60 59
												271	H	Longwood	79 76
												279	H	Appalachian St.	51 54
												290	H	Ga. Southern	57 70
												297	H	Presbyterian	67 60
												323	H	Mercer	77 49
												333	H	Western Caro.	76 63
LAST 10 Division I															
				121	H	UNC Greensboro	66 61	164	H	Samford	58 74				
				333	H	Western Caro.	76 63	103	A	Kansas	64 83				
				240	A	ETSU	76 47	232	A	Northern Ky.	72 80				
				234	A	Chattanooga	76 80	225	H	UNC Asheville	75 38				
				323	H	Mercer	77 49	279	H	Appalachian St.	51 54				

W
o
f
f
o
r
d

Wofford

Average RPI Win:	234	WON-LOST	WINNING	LAST 10	STRENGTH OF	OPP. STRENGTH	TEAM	ADJ.	CONF.	ADJ CONF.
Average RPI Loss:	126	RECORD	PCT. RANK	GAMES	SCHEDULE	OF SCHEDULE	RPI	RPI	RPI	RPI
DIV. I ONLY	11- 8	132	7-3	246	147	150	150	21	21	
DIV. I NON-CONF.	4- 6	212	0-1	212	33	188	188	19	19	
TOTALS	RPI 1-25	RPI 26-50	W-L RECORDS	RPI 51-100	RPI 101-150	RPI 150+				
11- 8	0- 0	0- 0	OVERALL	0- 5	1- 1	10- 2				
5- 1	0- 0	0- 0	HOME	0- 1	0- 0	5- 0				
5- 5	0- 0	0- 0	AWAY	0- 4	1- 0	4- 1				
1- 2	0- 0	0- 0	NEUTRAL	0- 0	0- 1	1- 1				
4- 6	0- 0	0- 0	NON-CONFERENCE	0- 4	0- 1	4- 1				
1- 1	0- 0	0- 0	HOME	0- 1	0- 0	1- 0				
2- 3	0- 0	0- 0	AWAY	0- 3	0- 0	2- 0				
1- 2	0- 0	0- 0	NEUTRAL	0- 0	0- 1	1- 1				
7- 2	0- 0	0- 0	CONFERENCE	0- 1	1- 0	6- 1				
4- 0	0- 0	0- 0	HOME	0- 0	0- 0	4- 0				
3- 2	0- 0	0- 0	AWAY	0- 1	1- 0	2- 1				
0- 0	0- 0	0- 0	NEUTRAL	0- 0	0- 0	0- 0				

RPI 1-25			RPI 26-50			RPI 51-100			RPI 101+			Team's RPI: 150
RPI	S	Opponent	Score	RPI	S	Opponent	Score	RPI	S	Opponent	Score	
						54 A Iowa St.	71 79	103 N Kansas		63 74		
						59 A UCF	53 69	145 A Green Bay		70 58		
						61 A IUPUI	60 80	157 H CSU Bakersfield		65 60		
						79 H Abilene Christian	64 83	200 H Cleveland St.		78 62		
						99 A UT Arlington	62 68	205 A SMU		69 61		
								208 H Youngstown St.		91 41		
								226 A Xavier		86 74		
								232 A Northern Ky.		63 55		
								266 A Milwaukee		58 60		
								273 H Oakland		85 66		
								282 N Loyola Maryland		66 51		
								286 N St. Bonaventure		56 57		
								314 H Detroit Mercy		67 61		
								337 A UIC		58 43		
LAST 10 Division I												
273 H Oakland			85 66	208 H Youngstown St.			91 41					
314 H Detroit Mercy			67 61	200 H Cleveland St.			78 62					
232 A Northern Ky.			63 55	145 A Green Bay			70 58					
61 A IUPUI			60 80	266 A Milwaukee			58 60					
337 A UIC			58 43	59 A UCF			53 69					

Non-Div I Games: Marian (IN) 64 60

Wright St.

■ Loss,
 ■ Non-Conf,
 ■ S Site,
 ■ H Home
 ■ A Away
 N Neutral

Wyoming

Through Games Of Jan. 29, 2020

Average RPI Win:	250	WON-LOST	WINNING	LAST 10	STRENGTH OF	OPP. STRENGTH	TEAM	ADJ.	CONF.	ADJ CONF.
Average RPI Loss:	159	RECORD	PCT. RANK	GAMES	SCHEDULE	OF SCHEDULE	RPI	RPI	RPI	RPI
DIV. I ONLY	9- 9	175	4-6	239	225	206	206	17	17	
DIV. I NON-CONF.	3- 5	224	0-2	211	233	259	259	23	23	
TOTALS	RPI 1-25	RPI 26-50	W-L RECORDS	RPI 51-100	RPI 101-150	RPI 150+				
9- 9	0- 1	0- 1	OVERALL	0- 2	1- 0	8- 5				
5- 4	0- 1	0- 1	HOME	0- 0	1- 0	4- 2				
4- 5	0- 0	0- 0	AWAY	0- 2	0- 0	4- 3				
0- 0	0- 0	0- 0	NEUTRAL	0- 0	0- 0	0- 0				
3- 5	0- 1	0- 1	NON-CONFERENCE	0- 1	0- 0	3- 2				
2- 3	0- 1	0- 1	HOME	0- 0	0- 0	2- 1				
1- 2	0- 0	0- 0	AWAY	0- 1	0- 0	1- 1				
0- 0	0- 0	0- 0	NEUTRAL	0- 0	0- 0	0- 0				
6- 4	0- 0	0- 0	CONFERENCE	0- 1	1- 0	5- 3				
3- 1	0- 0	0- 0	HOME	0- 0	1- 0	2- 1				
3- 3	0- 0	0- 0	AWAY	0- 1	0- 0	3- 2				
0- 0	0- 0	0- 0	NEUTRAL	0- 0	0- 0	0- 0				

RPI 1-25				RPI 26-50				RPI 51-100				RPI 101+ Team's RPI: 206			
RPI	S	Opponent	Score	RPI	S	Opponent	Score	RPI	S	Opponent	Score	RPI	S	Opponent	Score
10	H	Gonzaga	54 65	41	H	Colorado	56 66	81	A	Fresno St.	59 89	113	H	Boise St.	73 68
								89	A	South Dakota St.	40 67	176	H	Saint Mary's (CA)	69 67
												188	A	UNLV	53 65
												189	A	New Mexico	73 66
												210	H	Northern Colo.	44 46
												256	A	San Diego St.	60 67
												256	H	San Diego St.	81 67
												269	H	Colorado St.	49 56
												281	H	Nevada	83 59
												288	A	Utah St.	65 54
												289	A	North Dakota St.	66 57
												291	A	Denver	57 71
												308	A	Air Force	65 63
												351	H	Mississippi Val.	95 22
LAST 10 Division I															
288	A	Utah St.	65 54	256	A	San Diego St.	60 67								
256	H	San Diego St.	81 67	269	H	Colorado St.	49 56								
81	A	Fresno St.	59 89	113	H	Boise St.	73 68								
281	H	Nevada	83 59	10	H	Gonzaga	54 65								
188	A	UNLV	53 65	210	H	Northern Colo.	44 46								

Non-Div I Games: Colo. Christian 70 31

Wyoming

■ Loss,
 ■ Non-Conf, S Site,
 ■ Home
 ■ Away
 N Neutral

Average RPI Win:	159	WON-LOST	WINNING	LAST 10	STRENGTH OF	OPP. STRENGTH	TEAM	ADJ.	CONF.	ADJ CONF.
Average RPI Loss:	88	RECORD	PCT. RANK	GAMES	SCHEDULE	OF SCHEDULE	RPI	RPI	RPI	RPI
DIV. I ONLY	2- 18	338	1-9	18	71	226	226	6	6	
DIV. I NON-CONF.	1- 10	329	0-1	14	125	242	242	6	6	
TOTALS	RPI 1-25	RPI 26-50	W-L RECORDS	RPI 51-100	RPI 101-150	RPI 150+				
2- 18	0- 2	0- 4	OVERALL	1- 6	0- 5	1- 1				
1- 9	0- 1	0- 3	HOME	1- 2	0- 2	0- 1				
1- 7	0- 0	0- 1	AWAY	0- 4	0- 2	1- 0				
0- 2	0- 1	0- 0	NEUTRAL	0- 0	0- 1	0- 0				
1- 10	0- 1	0- 1	NON-CONFERENCE	1- 3	0- 4	0- 1				
1- 4	0- 0	0- 1	HOME	1- 0	0- 2	0- 1				
0- 4	0- 0	0- 0	AWAY	0- 3	0- 1	0- 0				
0- 2	0- 1	0- 0	NEUTRAL	0- 0	0- 1	0- 0				
1- 8	0- 1	0- 3	CONFERENCE	0- 3	0- 1	1- 0				
0- 5	0- 1	0- 2	HOME	0- 2	0- 0	0- 0				
1- 3	0- 0	0- 1	AWAY	0- 1	0- 1	1- 0				
0- 0	0- 0	0- 0	NEUTRAL	0- 0	0- 0	0- 0				

RPI 1-25				RPI 26-50				RPI 51-100				RPI 101+				Team's RPI: 226	
RPI	S	Opponent	Score	RPI	S	Opponent	Score	RPI	S	Opponent	Score	RPI	S	Opponent	Score		
15	N	Northwestern	59 79	38	H	Marquette	60 80	53	A	Temple	65 78	105	H	Cincinnati	78 85		
19	H	DePaul	68 91	39	A	Creighton	55 62	73	A	Ball St.	49 70	130	A	Robert Morris	57 71		
				41	H	Colorado	53 62	76	H	Seton Hall	61 83	131	N	Florida	64 67		
				42	H	St. John's (NY)	67 75	84	A	Rider	57 64	139	A	Providence	48 60		
								88	A	Villanova	54 66	150	H	Wright St.	74 86		
								92	H	Butler	70 78	220	A	Georgetown	85 64		
								98	H	Utah	70 63	277	H	Eastern Ky.	55 56		
LAST 10 Division I																	
				139	A	Providence	48 60	220	A	Georgetown	85 64						
				39	A	Creighton	55 62	92	H	Butler	70 78						
				38	H	Marquette	60 80	76	H	Seton Hall	61 83						
				19	H	DePaul	68 91	42	H	St. John's (NY)	67 75						
				88	A	Villanova	54 66	15	N	Northwestern	59 79						

Non-Div I Games:

Xavier

■ Loss,
■ Non-Conf,
■ S Site,
■ H Home
■ A Away
N Neutral

Average RPI Win:	197	WON-LOST	WINNING	LAST 10	STRENGTH OF	OPP. STRENGTH	TEAM	ADJ.	CONF.	ADJ CONF.
Average RPI Loss:	48	RECORD	PCT. RANK	GAMES	SCHEDULE	OF SCHEDULE	RPI	RPI	RPI	RPI
DIV. I ONLY	12- 3	31	8-2	102	152	43	43	8	8	
DIV. I NON-CONF.	10- 3	58	6-2	98	172	50	50	8	8	
TOTALS	RPI 1-25	RPI 26-50	W-L RECORDS	RPI 51-100	RPI 101-150	RPI 150+				
12- 3	0- 1	0- 1	OVERALL	2- 1	2- 0	8- 0				
6- 1	0- 0	0- 1	HOME	0- 0	1- 0	5- 0				
5- 2	0- 1	0- 0	AWAY	1- 1	1- 0	3- 0				
1- 0	0- 0	0- 0	NEUTRAL	1- 0	0- 0	0- 0				
10- 3	0- 1	0- 1	NON-CONFERENCE	2- 1	2- 0	6- 0				
5- 1	0- 0	0- 1	HOME	0- 0	1- 0	4- 0				
4- 2	0- 1	0- 0	AWAY	1- 1	1- 0	2- 0				
1- 0	0- 0	0- 0	NEUTRAL	1- 0	0- 0	0- 0				
2- 0	0- 0	0- 0	CONFERENCE	0- 0	0- 0	2- 0				
1- 0	0- 0	0- 0	HOME	0- 0	0- 0	1- 0				
1- 0	0- 0	0- 0	AWAY	0- 0	0- 0	1- 0				
0- 0	0- 0	0- 0	NEUTRAL	0- 0	0- 0	0- 0				

RPI 1-25				RPI 26-50				Team's RPI: 43				RPI 51-100				RPI 101+			
RPI	S	Opponent	Score	RPI	S	Opponent	Score	RPI	S	Opponent	Score	RPI	S	Opponent	Score	RPI	S	Opponent	Score
6	A	UCLA	65 100	42	H	St. John's (NY)	66 80	57	A	North Carolina	66 63	137	A	Northeastern	78 63				
								81	N	Fresno St.	87 67	139	H	Providence	82 79				
								95	A	Colgate	67 70	183	H	Quinnipiac	63 59				
												209	A	UMass Lowell	67 59				
												221	A	Brown	73 40				
												221	H	Brown	79 72				
												251	A	LMU (CA)	81 65				
												268	H	Sacred Heart	87 40				
												274	H	Wagner	87 68				
												323	H	Mercer	68 60				
LAST 10 Division I																			
221	A	Brown	73 40	268	H	Sacred Heart	87 40												
221	H	Brown	79 72	42	H	St. John's (NY)	66 80												
323	H	Mercer	68 60	251	A	LMU (CA)	81 65												
274	H	Wagner	87 68	81	N	Fresno St.	87 67												
57	A	North Carolina	66 63	6	A	UCLA	65 100												

Non-Div I Games:

Yale

■ Loss,
 ■ Non-Conf, S Site,
 ■ Home
 ■ Away
 N Neutral

Average RPI Win:	253	WON-LOST	WINNING	LAST 10	STRENGTH OF	OPP. STRENGTH	TEAM	ADJ.	CONF.	ADJ CONF.
Average RPI Loss:	159	RECORD	PCT. RANK	GAMES	SCHEDULE	OF SCHEDULE	RPI	RPI	RPI	RPI
DIV. I ONLY	9- 9	175	4-6	260	250	208	208	21	21	
DIV. I NON-CONF.	5- 4	140	0-1	231	217	161	161	19	19	
TOTALS	RPI 1-25	RPI 26-50	W-L RECORDS	RPI 51-100	RPI 101-150	RPI 150+				
9- 9	0- 1	0- 0	OVERALL	1- 0	0- 4	8- 4				
5- 3	0- 0	0- 0	HOME	1- 0	0- 2	4- 1				
4- 6	0- 1	0- 0	AWAY	0- 0	0- 2	4- 3				
0- 0	0- 0	0- 0	NEUTRAL	0- 0	0- 0	0- 0				
5- 4	0- 1	0- 0	NON-CONFERENCE	0- 0	0- 2	5- 1				
3- 1	0- 0	0- 0	HOME	0- 0	0- 1	3- 0				
2- 3	0- 1	0- 0	AWAY	0- 0	0- 1	2- 1				
0- 0	0- 0	0- 0	NEUTRAL	0- 0	0- 0	0- 0				
4- 5	0- 0	0- 0	CONFERENCE	1- 0	0- 2	3- 3				
2- 2	0- 0	0- 0	HOME	1- 0	0- 1	1- 1				
2- 3	0- 0	0- 0	AWAY	0- 0	0- 1	2- 2				
0- 0	0- 0	0- 0	NEUTRAL	0- 0	0- 0	0- 0				

RPI 1-25				RPI 26-50				RPI 51-100				RPI 101+ Team's RPI: 208			
RPI	S	Opponent	Score	RPI	S	Opponent	Score	RPI	S	Opponent	Score	RPI	S	Opponent	Score
12	A	Indiana	56 93					61	H	IUPUI	75 73	102	H	Kent St.	73 82
												130	A	Robert Morris	43 58
												145	H	Green Bay	63 70
												150	A	Wright St.	41 91
												159	H	Eastern Mich.	79 77
												194	A	Akron	62 91
												200	A	Cleveland St.	52 60
												232	A	Northern Ky.	56 75
												246	A	Saint Francis (PA)	56 46
												266	H	Milwaukee	62 74
												273	A	Oakland	79 74
												274	H	Wagner	64 42
												277	A	Eastern Ky.	72 63
												314	A	Detroit Mercy	62 47
												337	H	UIC	77 65
												339	H	Canisius	87 59
LAST 10 Division I															
266	H	Milwaukee	62 74	150	A	Wright St.	41 91								
145	H	Green Bay	63 70	232	A	Northern Ky.	56 75								
314	A	Detroit Mercy	62 47	337	H	UIC	77 65								
273	A	Oakland	79 74	61	H	IUPUI	75 73								
200	A	Cleveland St.	52 60	12	A	Indiana	56 93								

Non-Div I Games: Lake Erie 83 48 Muskingum 92 46

Youngstown St.

Loss, Non-Conf, S Site, H Home A Away N Neutral