

Average RPI Win: 311		WON-LOST RECORD	WINNING PCT. RANK	LAST 10 GAMES	STRENGTH OF SCHEDULE	OPP. STRENGTH OF SCHEDULE	TEAM RPI	ADJ. RPI	CONF. RPI	ADJ CONF. RPI
Average RPI Loss: 179										
DIV. I ONLY		7- 8	202	4- 5	307	348	262	262	25	25
DIV. I NON-CONF.		3- 4	209	1- 1	237	349	249	249	25	25
TOTALS		RPI 1-25	RPI 26-50	W-L RECORDS		RPI 51-100	RPI 101-999	RPI 201+		
7- 8	0- 0		0- 0	OVERALL		0- 1	7- 7	7- 3		
3- 3	0- 0		0- 0	HOME		0- 1	3- 2	3- 0		
2- 5	0- 0		0- 0	AWAY		0- 0	2- 1	2- 0		
2- 0	0- 0		0- 0	NEUTRAL		0- 0	2- 0	2- 0		
3- 4	0- 0		0- 0	NON-CONFERENCE		0- 0	3- 4	3- 2		
1- 1	0- 0		0- 0	HOME		0- 0	1- 1	1- 0		
0- 3	0- 0		0- 0	AWAY		0- 0	0- 3	0- 2		
2- 0	0- 0		0- 0	NEUTRAL		0- 0	2- 0	2- 0		
4- 4	0- 0		0- 0	CONFERENCE		0- 1	4- 3	4- 1		
2- 2	0- 0		0- 0	HOME		0- 1	2- 1	2- 0		
2- 2	0- 0		0- 0	AWAY		0- 0	2- 2	2- 1		
0- 0	0- 0		0- 0	NEUTRAL		0- 0	0- 0	0- 0		

RPI 1-25				RPI 26-50				RPI 51-100				RPI 101+ Team's RPI: 262			
RPI	S	Opponent	Score	RPI	S	Opponent	Score	RPI	S	Opponent	Score	RPI	S	Opponent	Score
								96	H	Central Ark.	50 58	114	H	Rice	56 67
												117	A	UTEP	49 69
												136	H	Lamar University	31 70
												182	A	New Orleans	49 66
												216	A	Abilene Christian	59 61
												250	A	New Mexico St.	61 70
												281	H	Nicholls St.	76 55
												283	N	Prairie View	72 62
												315	A	Northwestern St.	62 56
												318	A	UTRGV	53 56
												318	H	UTRGV	71 41
												322	A	Sam Houston St.	67 57
												326	H	Houston Baptist	50 49
												335	N	Florida A&M	58 55
LAST 12 Division I GAMES:															
												326	H	Houston Baptist	50 49
												216	A	Abilene Christian	59 61
												281	H	Nicholls St.	76 55
												182	A	New Orleans	49 66
												322	A	Sam Houston St.	67 57
												315	A	Northwestern St.	62 56
												136	H	Lamar University	31 70
												96	H	Central Ark.	50 58
												114	H	Rice	56 67
												318	H	UTRGV	71 41
												335	N	Florida A&M	58 55
												283	N	Prairie View	72 62

Non-Div I Games:	Tex. A&M Int'l	53	34	St. Thomas Houston	72	42	McMurry	62	43	Texas Lutheran	87	56	A&M-Corpus Christi
------------------	----------------	----	----	--------------------	----	----	---------	----	----	----------------	----	----	--------------------

■ Loss, ■ Non-Conf, S Site, H Home A Away N Neutral

Average RPI Win:	274	WON-LOST	WINNING	LAST 10	STRENGTH OF	OPP. STRENGTH	TEAM	ADJ.	CONF.	ADJ CONF.
Average RPI Loss:	127	RECORD	PCT. RANK	GAMES	SCHEDULE	OF SCHEDULE	RPI	RPI	RPI	RPI

DIV. I ONLY	9- 6	114	8- 2	301	268	216	216	25	25
DIV. I NON-CONF.	2- 4	239	1- 1	207	143	253	253	25	25

TOTALS	RPI 1-25	RPI 26-50	W-L RECORDS	RPI 51-100	RPI 101-999	RPI 201+			
9- 6	0- 0	0- 1	OVERALL	0- 2	9- 3	7- 2			
7- 1	0- 0	0- 1	HOME	0- 0	7- 0	5- 0			
1- 4	0- 0	0- 0	AWAY	0- 2	1- 2	1- 1			
1- 1	0- 0	0- 0	NEUTRAL	0- 0	1- 1	1- 1			
2- 4	0- 0	0- 1	NON-CONFERENCE	0- 1	2- 2	1- 2			
1- 1	0- 0	0- 1	HOME	0- 0	1- 0	0- 0			
0- 2	0- 0	0- 0	AWAY	0- 1	0- 1	0- 1			
1- 1	0- 0	0- 0	NEUTRAL	0- 0	1- 1	1- 1			
7- 2	0- 0	0- 0	CONFERENCE	0- 1	7- 1	6- 0			
6- 0	0- 0	0- 0	HOME	0- 0	6- 0	5- 0			
1- 2	0- 0	0- 0	AWAY	0- 1	1- 1	1- 0			
0- 0	0- 0	0- 0	NEUTRAL	0- 0	0- 0	0- 0			

RPI 1-25	RPI 26-50	RPI 51-100	RPI 101+	Team's RPI: 216
RPI S Opponent Score	RPI S Opponent Score	RPI S Opponent Score	RPI S Opponent Score	Score
	34 H FGCU 55 94	93 A Arkansas 65 79	112 A SFA 55 66	
		96 A Central Ark. 45 63	161 H Idaho 82 72	
			182 H New Orleans 80 70	
			208 N Radford 65 71	
			220 A SMU 44 65	
			262 H A&M-Corpus Christi 61 59	
			289 A McNeese 80 75	
			294 H Southeastern La. 86 80	
			315 H Northwestern St. 80 41	
			319 N Old Dominion 74 60	
			322 H Sam Houston St. 83 65	
			326 H Houston Baptist 80 68	
LAST 12 Division I GAMES:				
	262 H A&M-Corpus Christi 61 59	289 A McNeese 80 75		
	96 A Central Ark. 45 63	322 H Sam Houston St. 83 65		
	112 A SFA 55 66	182 H New Orleans 80 70		
	315 H Northwestern St. 80 41	319 N Old Dominion 74 60		
	326 H Houston Baptist 80 68	208 N Radford 65 71		
	294 H Southeastern La. 86 80	34 H FGCU 55 94		

Non-Div I Games: Schreiner 97 48 Southwest (NM) 91 47 Howard Payne 88 46 Midwestern St. 88 67 Abilene Christian

Average RPI Win:	295	WON-LOST	WINNING	LAST 10	STRENGTH OF	OPP. STRENGTH	TEAM	ADJ.	CONF.	ADJ CONF.
Average RPI Loss:	167	RECORD	PCT. RANK	GAMES	SCHEDULE	OF SCHEDULE	RPI	RPI	RPI	RPI
DIV. I ONLY	1- 18	343	1- 9	146	210	321	321	16	16	
DIV. I NON-CONF.	0- 10	337	0- 3	109	262	323	323	16	16	

TOTALS	RPI 1-25	RPI 26-50	W-L RECORDS	RPI 51-100	RPI 101-999	RPI 201+				
1- 18	0- 1	0- 0	OVERALL	0- 2	1- 15	1- 4				
1- 9	0- 1	0- 0	HOME	0- 1	1- 7	1- 2				
0- 9	0- 0	0- 0	AWAY	0- 1	0- 8	0- 2				
0- 0	0- 0	0- 0	NEUTRAL	0- 0	0- 0	0- 0				
0- 10	0- 1	0- 0	NON-CONFERENCE	0- 1	0- 8	0- 3				
0- 5	0- 1	0- 0	HOME	0- 0	0- 4	0- 1				
0- 5	0- 0	0- 0	AWAY	0- 1	0- 4	0- 2				
0- 0	0- 0	0- 0	NEUTRAL	0- 0	0- 0	0- 0				
1- 8	0- 0	0- 0	CONFERENCE	0- 1	1- 7	1- 1				
1- 4	0- 0	0- 0	HOME	0- 1	1- 3	1- 1				
0- 4	0- 0	0- 0	AWAY	0- 0	0- 4	0- 0				
0- 0	0- 0	0- 0	NEUTRAL	0- 0	0- 0	0- 0				

RPI 1-25				RPI 26-50				RPI 51-100				RPI 101+				Team's RPI: 321
RPI	S	Opponent	Score	RPI	S	Opponent	Score	RPI	S	Opponent	Score	RPI	S	Opponent	Score	
5	H	Louisville	50 62					71	H	New Mexico	59 88	104	A	UNLV	57 69	
								84	A	Navy	64 71	131	A	Weber St.	52 62	
												135	A	SIUE	40 76	
												146	H	Colorado	43 68	
												149	H	Colorado St.	39 40	
												164	A	Nevada	60 70	
												189	H	Army West Point	59 65	
												191	A	Fresno St.	48 64	
												191	H	Fresno St.	58 64	
												198	A	Boise St.	46 49	
												199	H	Denver	54 75	
												206	H	Eastern Wash.	63 65	
												249	H	San Jose St.	74 75	
												285	A	FIU	69 70	
												295	H	Utah St.	57 50	
												304	A	Utah Valley	56 59	

LAST 12 Division I GAMES:																
191	A	Fresno St.	48 64	164	A	Nevada	60 70									
198	A	Boise St.	46 49	191	H	Fresno St.	58 64									
295	H	Utah St.	57 50	71	H	New Mexico	59 88									
149	H	Colorado St.	39 40	5	H	Louisville	50 62									
249	H	San Jose St.	74 75	146	H	Colorado	43 68									
104	A	UNLV	57 69	131	A	Weber St.	52 62									

Non-Div I Games: Colo. Christian 66 68

Air Force

Loss,
Non-Conf,
S Site,
H Home
A Away
N Neutral

Average RPI Win: 237

Average RPI Loss: 70

WON-LOST
RECORDWINNING
PCT. RANKLAST 10
GAMESSTRENGTH OF
SCHEDULEOPP. STRENGTH
OF SCHEDULETEAM
RPIADJ.
RPICONF.
RPIADJ CONF.
RPIDIV. I ONLY
DIV. I NON-CONF.6- 13
5- 5271
1701- 9
1- 148
134104
215219
195219
1957
87
8

TOTALS

RPI 1-25

RPI 26-50

W-L RECORDS

RPI 51-100

RPI 101-999

RPI 201+

6- 13

0- 2

0- 3

OVERALL

0- 5

6- 3

4- 0

5- 7

0- 2

0- 3

HOME

0- 1

5- 1

4- 0

0- 5

0- 0

0- 0

AWAY

0- 3

0- 2

0- 0

1- 1

0- 0

0- 0

NEUTRAL

0- 1

1- 0

0- 0

5- 5

0- 1

0- 1

NON-CONFERENCE

0- 2

5- 1

4- 0

4- 2

0- 1

0- 1

HOME

0- 0

4- 0

4- 0

0- 2

0- 0

0- 0

AWAY

0- 1

0- 1

0- 0

1- 1

0- 0

0- 0

NEUTRAL

0- 1

1- 0

0- 0

1- 8

0- 1

0- 2

CONFERENCE

0- 3

1- 2

0- 0

1- 5

0- 1

0- 2

HOME

0- 1

1- 1

0- 0

0- 3

0- 0

0- 0

AWAY

0- 2

0- 1

0- 0

0- 0

0- 0

0- 0

NEUTRAL

0- 0

0- 0

0- 0

RPI 1-25

RPI 26-50

RPI 51-100

RPI 101+

Team's RPI: 219

RPI	S	Opponent	Score
22	H	Maryland	54 75
23	H	Buffalo	66 89

RPI	S	Opponent	Score
32	H	Ball St.	61 74
34	H	FGCU	63 82
36	H	Central Mich.	86 95

RPI	S	Opponent	Score
57	A	Duquesne	60 66
61	A	Tol edo	54 60
68	N	Harvard	63 76
78	A	Ohio	67 70
98	H	Western Mi ch.	51 59

RPI	S	Opponent	Score
110	A	Mi ami (OH)	67 75
123	H	Kent St.	75 60
135	N	SIUE	59 58
142	H	Bowling Green	64 66
145	A	Bucknell	52 63
241	H	Youngstown St.	75 58
293	H	Eastern Ky.	62 45
294	H	Southeastern La.	66 54
337	H	Winthrop	69 43

LAST 12 Division I GAMES:

123	H	Kent St.	75 60	78	A	Ohio	67 70
98	H	Western Mi ch.	51 59	61	A	Tol edo	54 60
36	H	Central Mi ch.	86 95	23	H	Buffalo	66 89
110	A	Mi ami (OH)	67 75	68	N	Harvard	63 76
142	H	Bowling Green	64 66	135	N	SIUE	59 58
32	H	Ball St.	61 74	57	A	Duquesne	60 66

Non-Div I Games: Ohio Christian 93 33

Akron

Loss, Non-Conf, S Site, H Home A Away N Neutral

Average RPI	Win:	195	WON-LOST	WINNING	LAST 10	STRENGTH OF	OPP. STRENGTH	TEAM	ADJ.	CONF.	ADJ CONF.
Average RPI	Loss:	48	RECORD	PCT. RANK	GAMES	SCHEDULE	OF SCHEDULE	RPI	RPI	RPI	RPI
DIV. I ONLY		14- 8		100	5- 5	100	80	85	85	2	2
DIV. I NON-CONF.		10- 3		51	3- 0	202	276	91	91	2	2

TOTALS	RPI 1-25		RPI 26-50		W-L RECORDS	RPI 51-100		RPI 101-999		RPI 201+	
14- 8	0- 4		1- 0		OVERALL	2- 4		11- 0		7- 0	
10- 2	0- 2		1- 0		HOME	1- 0		8- 0		5- 0	
4- 4	0- 1		0- 0		AWAY	1- 3		3- 0		2- 0	
0- 2	0- 1		0- 0		NEUTRAL	0- 1		0- 0		0- 0	
10- 3	0- 1		0- 0		NON-CONFERENCE	1- 2		9- 0		7- 0	
8- 0	0- 0		0- 0		HOME	1- 0		7- 0		5- 0	
2- 1	0- 0		0- 0		AWAY	0- 1		2- 0		2- 0	
0- 2	0- 1		0- 0		NEUTRAL	0- 1		0- 0		0- 0	
4- 5	0- 3		1- 0		CONFERENCE	1- 2		2- 0		0- 0	
2- 2	0- 2		1- 0		HOME	0- 0		1- 0		0- 0	
2- 3	0- 1		0- 0		AWAY	1- 2		1- 0		0- 0	
0- 0	0- 0		0- 0		NEUTRAL	0- 0		0- 0		0- 0	

RPI	S	Opponent	Score	RPI	S	Opponent	Score	RPI	S	Opponent	Score	RPI	S	Opponent	Score
3	A	Mississippi St.	61 75	35	H	LSU	65 51	64	A	TCU	67 88	115	H	Jacksonville	75 60
12	H	Missouri	56 62					77	N	Elon	55 60	126	H	Missouri St.	65 61
14	H	Texas A&M	54 73					81	H	Utah	65 60	129	H	Vanderbilt	77 75
18	N	NC State	49 68					93	A	Arkansas	83 76	174	A	Florida	63 54
								95	A	Kentucky	54 79	220	H	SMU	59 44
								99	A	Auburn	60 69	253	A	Lipscomb	73 51
												254	H	Grambling	73 49
												296	H	Alabama A&M	90 32
												297	H	Murray St.	68 47
												324	A	Ga. Southern	84 36
												335	H	Florida A&M	91 55

LAST 12 Division I GAMES:															
99	A	Auburn	60 69	93	A	Arkansas	83 76								
95	A	Kentucky	54 79	174	A	Florida	63 54								
129	H	Vanderbilt	77 75	12	H	Missouri	56 62								
14	H	Texas A&M	54 73	335	H	Florida A&M	91 55								
3	A	Mississippi St.	61 75	297	H	Murray St.	68 47								
35	H	LSU	65 51	126	H	Missouri St.	65 61								

Non-Div I Games:

Alabama

Loss,
Non-Conf, S Site,
H Home
A Away
N Neutral

Average RPI Win:	320	WON-LOST	WINNING	LAST 10	STRENGTH OF	OPP. STRENGTH	TEAM	ADJ.	CONF.	ADJ CONF.
Average RPI Loss:	210	RECORD	PCT. RANK	GAMES	SCHEDULE	OF SCHEDULE	RPI	RPI	RPI	RPI
DIV. I ONLY	8- 12	229	3- 7	341	344	296	296	32	32	
DIV. I NON-CONF.	5- 6	187	1- 2	309	337	247	247	32	32	

TOTALS	RPI 1-25	RPI 26-50	W-L RECORDS	RPI 51-100	RPI 101-999	RPI 201+				
8- 12	0- 0	0- 0	OVERALL	0- 2	8- 10	8- 7				
4- 3	0- 0	0- 0	HOME	0- 0	4- 3	4- 3				
4- 8	0- 0	0- 0	AWAY	0- 0	4- 5	4- 4				
0- 1	0- 0	0- 0	NEUTRAL	0- 0	0- 1	0- 0				
5- 6	0- 0	0- 0	NON-CONFERENCE	0- 2	5- 4	5- 2				
2- 1	0- 0	0- 0	HOME	0- 0	2- 1	2- 1				
3- 4	0- 0	0- 0	AWAY	0- 2	3- 2	3- 1				
0- 1	0- 0	0- 0	NEUTRAL	0- 0	0- 1	0- 0				
3- 6	0- 0	0- 0	CONFERENCE	0- 0	3- 6	3- 5				
2- 2	0- 0	0- 0	HOME	0- 0	2- 2	2- 2				
1- 4	0- 0	0- 0	AWAY	0- 0	1- 4	1- 3				
0- 0	0- 0	0- 0	NEUTRAL	0- 0	0- 0	0- 0				

RPI 1-25				RPI 26-50				RPI 51-100				RPI 101+				Team's RPI: 296	
RPI	S	Opponent	Score	RPI	S	Opponent	Score	RPI	S	Opponent	Score	RPI	S	Opponent	Score		
								83	A	UAB	58	85	155	N	Hartford	47	56
								85	A	Al abama	32	90	165	A	Jacksonville St.	33	49
												186	A	Southern U.	62	77	
												240	H	Texas Southern	49	55	
												244	H	Austin Peay	52	55	
												253	A	Lipscomb	50	66	
												254	A	Grambl ing	49	78	
												271	A	Al corn	52	57	
												283	H	Prai rie View	48	55	
												285	A	FIU	58	51	
												294	A	Southeastern La.	76	74	
												297	H	Murray St.	71	54	
												306	A	Jackson St.	43	59	
												312	A	Al abama St.	78	69	
												338	H	Missi ssi ppi Val .	65	48	
												340	H	Ark. -Pi ne Bl uff	52	49	
												346	A	Tennessee St.	77	75	
												347	H	Evansville	70	56	
LAST 12 Division I GAMES:																	
				283	H	Prai rie View	48	55	340	H	Ark. -Pi ne Bl uff	52	49				
				240	H	Texas Southern	49	55	306	A	Jackson St.	43	59				
				186	A	Southern U.	62	77	254	A	Grambl ing	49	78				
				271	A	Al corn	52	57	253	A	Lipscomb	50	66				
				312	A	Al abama St.	78	69	294	A	Southeastern La.	76	74				
				338	H	Missi ssi ppi Val .	65	48	83	A	UAB	58	85				

Non-Div I Games:

Alabama A&M

■ Loss,
 ■ Non-Conf,
 ■ S Site,
 ■ Home
 ■ A Away
 N Neutral

Average RPI Win: 327

Average RPI Loss: 166

WON-LOST
RECORDWINNING
PCT. RANKLAST 10
GAMESSTRENGTH OF
SCHEDULEOPP. STRENGTH
OF SCHEDULETEAM
RPIADJ.
RPICONF.
RPIADJ CONF.
RPIDIV. I ONLY
DIV. I NON-CONF.4- 15
1- 9304
3183- 6
0- 2200
32333
196312
252312
25232
3232
32

TOTALS

RPI 1-25

RPI 26-50

W-L RECORDS

RPI 51-100

RPI 101-999

RPI 201+

4- 15

0- 2

0- 0

OVERALL

0- 3

4- 10

4- 6

4- 4

0- 0

0- 0

HOME

0- 1

4- 3

4- 3

0- 10

0- 2

0- 0

AWAY

0- 2

0- 6

0- 3

0- 1

0- 0

0- 0

NEUTRAL

0- 0

0- 1

0- 0

1- 9

0- 2

0- 0

NON-CONFERENCE

0- 3

1- 4

1- 1

1- 2

0- 0

0- 0

HOME

0- 1

1- 1

1- 1

0- 6

0- 2

0- 0

AWAY

0- 2

0- 2

0- 0

0- 1

0- 0

0- 0

NEUTRAL

0- 0

0- 1

0- 0

3- 6

0- 0

0- 0

CONFERENCE

0- 0

3- 6

3- 5

3- 2

0- 0

0- 0

HOME

0- 0

3- 2

3- 2

0- 4

0- 0

0- 0

AWAY

0- 0

0- 4

0- 3

0- 0

0- 0

0- 0

NEUTRAL

0- 0

0- 0

0- 0

RPI 1-25

RPI 26-50

RPI 51-100

RPI 101+

Team's RPI: 312

RPI	S	Opponent	Score
10	A	Tennessee	51 104
17	A	South Carolina	31 99

RPI	S	Opponent	Score
-----	---	----------	-------

RPI	S	Opponent	Score
59	A	Miami (FL)	31 79
83	A	UAB	44 61
88	H	South Ala.	47 59

RPI	S	Opponent	Score
112	N	SFA	50 77
169	A	Southern Miss.	35 72
186	A	Southern U.	58 66
188	A	Samford	39 58
218	H	Troy	63 93
240	H	Texas Southern	39 71
254	A	Grambling	71 93
271	A	Alcorn	41 73
283	H	Prairie View	70 68
296	H	Alabama A&M	69 78
306	A	Jackson St.	61 70
338	H	Mississippi Val.	76 41
340	H	Ark.-Pine Bluff	63 54
345	H	Savannah St.	81 61

LAST 12 Division I GAMES:

240	H	Texas Southern	39 71	338	H	Mississippi Val.	76 41
283	H	Prairie View	70 68	254	A	Grambling	71 93
271	A	Alcorn	41 73	306	A	Jackson St.	61 70
186	A	Southern U.	58 66	83	A	UAB	44 61
296	H	Alabama A&M	69 78	59	A	Miami (FL)	31 79
340	H	Ark.-Pine Bluff	63 54	10	A	Tennessee	51 104

Non-Div I Games:

Mobile

61 50

Alabama St.

Loss,
 Non-Conf,
 S Site,
 H Home
A Away
 N Neutral

Average RPI Win:	216	WON-LOST	WINNING	LAST 10	STRENGTH OF	OPP. STRENGTH	TEAM	ADJ.	CONF.	ADJ CONF.
Average RPI Loss:	78	RECORD	PCT. RANK	GAMES	SCHEDULE	OF SCHEDULE	RPI	RPI	RPI	RPI
DIV. I ONLY	19- 3	10	9- 1	218	207	67	67	20	20	
DIV. I NON-CONF.	11- 2	23	3- 0	214	136	54	54	24	24	

TOTALS	RPI 1-25	RPI 26-50	W-L RECORDS	RPI 51-100	RPI 101-999	RPI 201+				
19- 3	0- 1	0- 0	OVERALL	2- 1	17- 1	11- 0				
9- 1	0- 0	0- 0	HOME	2- 1	7- 0	4- 0				
8- 2	0- 1	0- 0	AWAY	0- 0	8- 1	7- 0				
2- 0	0- 0	0- 0	NEUTRAL	0- 0	2- 0	0- 0				
11- 2	0- 1	0- 0	NON-CONFERENCE	1- 1	10- 0	6- 0				
4- 1	0- 0	0- 0	HOME	1- 1	3- 0	2- 0				
5- 1	0- 1	0- 0	AWAY	0- 0	5- 0	4- 0				
2- 0	0- 0	0- 0	NEUTRAL	0- 0	2- 0	0- 0				
8- 1	0- 0	0- 0	CONFERENCE	1- 0	7- 1	5- 0				
5- 0	0- 0	0- 0	HOME	1- 0	4- 0	2- 0				
3- 1	0- 0	0- 0	AWAY	0- 0	3- 1	3- 0				
0- 0	0- 0	0- 0	NEUTRAL	0- 0	0- 0	0- 0				

RPI 1-25				RPI 26-50				RPI 51-100				RPI 101+			
RPI	S	Opponent	Score	RPI	S	Opponent	Score	RPI	S	Opponent	Score	RPI	S	Opponent	Score
22	A	Maryland	58 91					56	H	St. John's (NY)	66 71	107	H	Dartmouth	76 61
								65	H	Fordham	59 52	139	N	Northern Ill.	97 91
								82	H	Maine	68 54	141	N	Southern Ill.	68 57
												155	A	Hartford	55 70
												160	H	Binghamton	63 46
												180	H	New Hampshire	66 53
												196	A	Siena	78 63
												222	A	Stony Brook	72 68
												222	H	Stony Brook	64 58
												223	A	Holy Cross	65 56
												229	H	St. Bonaventure	69 52
												238	A	Manhattan	62 56
												292	H	Vermont	67 55
												302	A	Monmouth	68 44
												309	A	Central Conn. St.	72 60
												325	H	Wagner	89 44
												329	A	UMBC	78 75
												348	A	UMass Lowell	61 52

LAST 12 Division I GAMES:															
222	H	Stony Brook	64 58	222	A	Stony Brook	72 68								
292	H	Vermont	67 55	180	H	New Hampshire	66 53								
329	A	UMBC	78 75	155	A	Hartford	55 70								
348	A	UMass Lowell	61 52	107	H	Dartmouth	76 61								
160	H	Binghamton	63 46	139	N	Northern Ill.	97 91								
82	H	Maine	68 54	141	N	Southern Ill.	68 57								

Non-Div I Games:

Albany (NY)

Loss,
Non-Conf,
S Site,
H Home
A Away
N Neutral

Average RPI Win: 311
Average RPI Loss: 187

WON-LOST
RECORD

WINNING
PCT. RANK

LAST 10
GAMES

STRENGTH OF
SCHEDULE

OPP. STRENGTH
OF SCHEDULE

TEAM
RPI

ADJ.
RPI

CONF.
RPI

ADJ CONF.
RPI

DIV. I ONLY	6- 11	254	5- 5	299	345	271	271	32	32
DIV. I NON-CONF.	1- 7	310	0- 3	132	320	269	269	32	32
TOTALS	RPI 1-25	RPI 26-50	W-L RECORDS	RPI 51-100	RPI 101-999	RPI 201+			
6- 11	0- 0	0- 0	OVERALL	0- 1	6- 10	6- 4			
2- 2	0- 0	0- 0	HOME	0- 0	2- 2	2- 2			
4- 7	0- 0	0- 0	AWAY	0- 1	4- 1	4- 0			
0- 2	0- 0	0- 0	NEUTRAL	0- 0	0- 2	0- 0			
1- 7	0- 0	0- 0	NON-CONFERENCE	0- 1	1- 6	1- 1			
0- 0	0- 0	0- 0	HOME	0- 0	0- 0	0- 0			
1- 5	0- 0	0- 0	AWAY	0- 1	1- 4	1- 1			
0- 2	0- 0	0- 0	NEUTRAL	0- 0	0- 2	0- 0			
5- 4	0- 0	0- 0	CONFERENCE	0- 0	5- 4	5- 3			
2- 2	0- 0	0- 0	HOME	0- 0	2- 2	2- 2			
3- 2	0- 0	0- 0	AWAY	0- 0	3- 2	3- 1			
0- 0	0- 0	0- 0	NEUTRAL	0- 0	0- 0	0- 0			

RPI 1-25				RPI 26-50				RPI 51-100				RPI 101+ Team's RPI: 271					
RPI	S	Opponent	Score	RPI	S	Opponent	Score	RPI	S	Opponent	Score	RPI	S	Opponent	Score		
								96	A	Central Ark.	52	75	112	N	SFA	79	83
													138	A	Wichi ta St.	46	87
													159	A	Loui si ana	47	67
													169	A	Southern Mi ss.	67	72
													186	A	Southern U.	56	64
													190	N	Oral Roberts	52	76
													212	A	Loui si ana Tech	50	87
													240	A	Texas Southern	57	91
													254	H	Grambl ing	68	75
													283	A	Prai ri e Vi ew	73	72
													294	A	Southeastern La.	84	77
													296	H	Al abama A&M	57	52
													306	H	Jackson St.	51	74
													312	H	Al abama St.	73	41
													338	A	Mi ssi ssi ppi Val .	76	70
													340	A	Ark. -Pi ne Bl uff	80	77
LAST 12 Division I GAMES:																	
				186	A	Southern U.	56	64	306	H	Jackson St.	51	74				
				312	H	Al abama St.	73	41	240	A	Texas Southern	57	91				
				296	H	Al abama A&M	57	52	283	A	Prai ri e Vi ew	73	72				
				340	A	Ark. -Pi ne Bl uff	80	77	212	A	Loui si ana Tech	50	87				
				338	A	Mi ssi ssi ppi Val .	76	70	159	A	Loui si ana	47	67				
				254	H	Grambl ing	68	75	138	A	Wichi ta St.	46	87				

Non-Div I Games: Tougaloo 76 64 Blue Mountain (MS) 76 35 LeMoyne-Owen 81 54

Alcorn

Loss, Non-Conf, S Site, H Home A Away N Neutral

American

Average RPI Win: 209

Average RPI Loss: 90

WON-LOST RECORD

WINNING PCT. RANK

LAST 10 GAMES

STRENGTH OF SCHEDULE

OPP. STRENGTH OF SCHEDULE

TEAM RPI

ADJ. RPI

CONF. RPI

ADJ CONF. RPI

DIV. I ONLY

DIV. I NON-CONF.

17- 4

7- 4

25

102

10- 0

1- 1

231

244

141

104

72

111

72

111

15

18

15

18

TOTALS

RPI 1-25

RPI 26-50

W-L RECORDS

RPI 51-100

RPI 101-999

RPI 201+

17- 4

0- 1

0- 0

OVERALL

2- 0

15- 3

9- 0

9- 0

0- 0

0- 0

HOME

2- 0

7- 0

3- 0

8- 3

0- 0

0- 0

AWAY

0- 0

8- 3

6- 0

0- 1

0- 1

0- 0

NEUTRAL

0- 0

0- 0

0- 0

7- 4

0- 1

0- 0

NON-CONFERENCE

1- 0

6- 3

4- 0

4- 0

0- 0

0- 0

HOME

1- 0

3- 0

2- 0

3- 3

0- 0

0- 0

AWAY

0- 0

3- 3

2- 0

0- 1

0- 1

0- 0

NEUTRAL

0- 0

0- 0

0- 0

10- 0

0- 0

0- 0

CONFERENCE

1- 0

9- 0

5- 0

5- 0

0- 0

0- 0

HOME

1- 0

4- 0

1- 0

5- 0

0- 0

0- 0

AWAY

0- 0

5- 0

4- 0

0- 0

0- 0

0- 0

NEUTRAL

0- 0

0- 0

0- 0

RPI 1-25

RPI S

Opponent

Score

21 N Villanova6065

RPI 26-50

RPI S

Opponent

Score

RPI 51-100

RPI S

Opponent

Score

80 H Penn St.7566

84 H Navy4641

RPI 101+

RPI S

Opponent

Score

109 A George Mason5371

111 A George Washington4461

119 A Delaware5672

145 H Bucknell I6858

167 A Tul sa7267

173 H Lehigh8264

189 A Army West Point6446

193 H Boston U.6650

199 H Denver6653

221 H La Salle6648

223 A Holy Cross6863

237 A Lafayette7467

239 A Loyola Maryland7158

241 H Youngstown St.7872

270 A Col gate7755

270 H Col gate6744

292 A Vermont6462

329 A UMBC6148

LAST 12 Division I GAMES:

270 H Colgate6744

223 A Holy Cross6863

237 A Lafayette7467

193 H Boston U.6650

173 H Lehigh8264

239 A Loyola Maryland7158

189 A Army West Point6446

84 H Navy4641

270 A Col gate7755

145 H Bucknell I6858

80 H Penn St.7566

111 A George Washington4461

Non-Div I Games:

American

Loss, Non-Conf, S Site, H Home A Away N Neutral

Page 10

Average RPI Win:	292	WON-LOST	WINNING	LAST 10	STRENGTH OF	OPP. STRENGTH	TEAM	ADJ.	CONF.	ADJ CONF.
Average RPI Loss:	151	RECORD	PCT. RANK	GAMES	SCHEDULE	OF SCHEDULE	RPI	RPI	RPI	RPI
DIV. I ONLY	6- 15	282	4- 6	232	218	272	272	23	23	
DIV. I NON-CONF.	2- 9	295	1- 1	186	205	265	265	23	23	

TOTALS	RPI 1-25	RPI 26-50	W-L RECORDS	RPI 51-100	RPI 101-999	RPI 201+				
6- 15	0- 0	0- 0	OVERALL	0- 4	6- 11	6- 5				
3- 7	0- 0	0- 0	HOME	0- 2	3- 5	3- 1				
3- 8	0- 0	0- 0	AWAY	0- 0	3- 4	3- 3				
0- 0	0- 0	0- 0	NEUTRAL	0- 0	0- 0	0- 0				
2- 9	0- 0	0- 0	NON-CONFERENCE	0- 3	2- 6	2- 3				
0- 4	0- 0	0- 0	HOME	0- 2	0- 2	0- 0				
2- 5	0- 0	0- 0	AWAY	0- 1	2- 4	2- 3				
0- 0	0- 0	0- 0	NEUTRAL	0- 0	0- 0	0- 0				
4- 6	0- 0	0- 0	CONFERENCE	0- 1	4- 5	4- 2				
3- 3	0- 0	0- 0	HOME	0- 0	3- 3	3- 1				
1- 3	0- 0	0- 0	AWAY	0- 1	1- 2	1- 1				
0- 0	0- 0	0- 0	NEUTRAL	0- 0	0- 0	0- 0				

RPI 1-25				RPI 26-50				RPI 51-100				RPI 101+ Team's RPI: 272			
RPI	S	Opponent	Score	RPI	S	Opponent	Score	RPI	S	Opponent	Score	RPI	S	Opponent	Score
								73	H	Georgia Tech	41 75	103	A	Wake Forest	49 78
								83	H	UAB	59 70	113	H	Little Rock	40 52
								86	A	North Carolina	43 56	130	H	ETSU	57 70
								88	A	South Ala.	52 54	148	H	Davidson	57 59
												158	H	Texas St.	54 69
												159	A	Louisiana	45 61
												204	H	Arkansas St.	68 66
												208	A	Radford	40 61
												209	H	UT Arlington	60 64
												218	A	Troy	74 81
												224	A	N. C. A&T	56 81
												255	A	Col. of Charleston	76 70
												258	A	UNC Asheville	60 69
												313	H	Georgia St.	77 62
												323	A	Marshall	56 54
												324	H	Ga. Southern	87 56
												330	A	La.-Monroe	71 67

LAST 12 Division I GAMES:															
				204	H	Arkansas St.	68 66	330	A	La.-Monroe	71 67				
				113	H	Little Rock	40 52	159	A	Louisiana	45 61				
				88	A	South Ala.	52 54	209	H	UT Arlington	60 64				
				218	A	Troy	74 81	158	H	Texas St.	54 69				
				324	H	Ga. Southern	87 56	258	A	UNC Asheville	60 69				
				313	H	Georgia St.	77 62	323	A	Marshall	56 54				

Non-Div I Games:

Appalachian St.

Average RPI Win:	268	WON-LOST	WINNING	LAST 10	STRENGTH OF	OPP. STRENGTH	TEAM	ADJ.	CONF.	ADJ CONF.
Average RPI Loss:	128	RECORD	PCT. RANK	GAMES	SCHEDULE	OF SCHEDULE	RPI	RPI	RPI	RPI
DIV. I ONLY	5- 16	298	1- 9	181	98	277	277	4	4	
DIV. I NON-CONF.	4- 7	226	1- 1	341	312	338	338	3	3	

TOTALS	RPI 1-25	RPI 26-50	W-L RECORDS	RPI 51-100	RPI 101-999	RPI 201+				
5- 16	0- 1	0- 5	OVERALL	0- 3	5- 7	4- 5				
4- 6	0- 0	0- 2	HOME	0- 1	4- 3	3- 3				
1- 9	0- 1	0- 3	AWAY	0- 1	1- 4	1- 2				
0- 1	0- 0	0- 0	NEUTRAL	0- 1	0- 0	0- 0				
4- 7	0- 0	0- 0	NON-CONFERENCE	0- 1	4- 6	4- 5				
3- 3	0- 0	0- 0	HOME	0- 0	3- 3	3- 3				
1- 3	0- 0	0- 0	AWAY	0- 0	1- 3	1- 2				
0- 1	0- 0	0- 0	NEUTRAL	0- 1	0- 0	0- 0				
1- 9	0- 1	0- 5	CONFERENCE	0- 2	1- 1	0- 0				
1- 3	0- 0	0- 2	HOME	0- 1	1- 0	0- 0				
0- 6	0- 1	0- 3	AWAY	0- 1	0- 1	0- 0				
0- 0	0- 0	0- 0	NEUTRAL	0- 0	0- 0	0- 0				

RPI	S	Opponent	Score	RPI	S	Opponent	Score	RPI	S	Opponent	Score	RPI	S	Opponent	Score	Team's RPI: 277
4	A	Oregon	44 62	27	A	Stanford	42 79	64	N	TCU	59 68	146	A	Col orado	60 79	
				27	H	Stanford	46 61	81	A	Utah	55 89	146	H	Col orado	72 63	
				33	A	Cal i forni a	39 63	81	H	Utah	56 80	150	A	Loyol a Marymount	70 84	
				33	H	Cal i forni a	51 53					217	A	CSUN	63 66	
				38	A	Oregon St.	48 88					235	H	San Di ego St.	67 78	
												246	H	Hawai i	60 65	
												250	H	New Mexico St.	83 44	
												295	A	Utah St.	65 49	
												307	H	Southern Utah	76 74	
												327	A	Northern Ari z.	66 84	
												336	H	Long Beach St.	72 80	
												342	H	Iona	71 58	

LAST 12 Division I GAMES:																
27	A	Stanford	42 79	33	H	Cal i forni a	51 53									
33	A	Cal i forni a	39 63	27	H	Stanford	46 61									
81	H	Utah	56 80	146	A	Col orado	60 79									
146	H	Col orado	72 63	81	A	Utah	55 89									
38	A	Oregon St.	48 88	307	H	Southern Utah	76 74									
4	A	Oregon	44 62	246	H	Hawai i	60 65									

Non-Div I Games:

Ari zona

Average RPI Win: 149		WON-LOST RECORD	WINNING PCT. RANK	LAST 10 GAMES	STRENGTH OF SCHEDULE	OPP. STRENGTH OF SCHEDULE	TEAM RPI	ADJ. RPI	CONF. RPI	ADJ. CONF. RPI
Average RPI Loss: 25										
DIV. I ONLY		15- 7	74	6- 4	26	15	29	29	4	4
DIV. I NON-CONF.		9- 3	61	2- 0	126	25	56	56	3	3
TOTALS		RPI 1-25	RPI 26-50	W-L RECORDS	RPI 51-100	RPI 101-999	RPI 201+			
15- 7	1- 4		3- 2	OVERALL	2- 1	9- 0	4- 0			
10- 1	1- 0		2- 0	HOME	1- 1	6- 0	4- 0			
4- 4	0- 2		1- 2	AWAY	1- 0	2- 0	0- 0			
1- 2	0- 2		0- 0	NEUTRAL	0- 0	1- 0	0- 0			
9- 3	1- 3		0- 0	NON-CONFERENCE	1- 0	7- 0	4- 0			
7- 0	1- 0		0- 0	HOME	1- 0	5- 0	4- 0			
1- 1	0- 1		0- 0	AWAY	0- 0	1- 0	0- 0			
1- 2	0- 2		0- 0	NEUTRAL	0- 0	1- 0	0- 0			
6- 4	0- 1		3- 2	CONFERENCE	1- 1	2- 0	0- 0			
3- 1	0- 0		2- 0	HOME	0- 1	1- 0	0- 0			
3- 3	0- 1		1- 2	AWAY	1- 0	1- 0	0- 0			
0- 0	0- 0		0- 0	NEUTRAL	0- 0	0- 0	0- 0			

RPI 1-25					RPI 26-50					Team's RPI: 29					RPI 51-100					RPI 101+				
RPI	S	Opponent	Score		RPI	S	Opponent	Score							RPI	S	Opponent	Score		RPI	S	Opponent	Score	
3	N	Mississippi St.	57	65	27	A	Stanford	50	74						81	A	Utah	83	81	146	A	Col orado	72	47
4	A	Oregon	64	74	27	H	Stanford	73	66						81	H	Utah	56	58	146	H	Col orado	73	59
7	A	Florida St.	66	77	33	A	Cal i forn i a	57	42						93	H	Arkansas	89	43	161	H	Idaho	77	33
13	N	Green Bay	48	61	33	H	Cal i forn i a	80	71											191	A	Fresno St.	81	49
23	H	Buffalo	76	57	38	A	Oregon St.	54	57											195	N	Col umbi a	72	48
LAST 12 Division I GAMES:																								
					33	A	Cal i forn i a	57	42	27	H	Stanford	73	66										
					27	A	Stanford	50	74	33	H	Cal i forn i a	80	71										
					146	H	Col orado	73	59	81	A	Utah	83	81										
					81	H	Utah	56	58	146	A	Col orado	72	47										
					4	A	Oregon	64	74	93	H	Arkansas	89	43										
					38	A	Oregon St.	54	57	161	H	Idaho	77	33										

Non-Div I Games:

Arizona St.

Average RPI Win:	338	WON-LOST	WINNING	LAST 10	STRENGTH OF	OPP. STRENGTH	TEAM	ADJ.	CONF.	ADJ CONF.
Average RPI Loss:	211	RECORD	PCT. RANK	GAMES	SCHEDULE	OF SCHEDULE	RPI	RPI	RPI	RPI
DIV. I ONLY	1- 16	340	1- 9	289	326	340	340	32	32	
DIV. I NON-CONF.	0- 8	337	0- 3	117	142	314	314	32	32	

TOTALS	RPI 1-25	RPI 26-50	W-L RECORDS	RPI 51-100	RPI 101-999	RPI 201+				
1- 16	0- 0	0- 3	OVERALL	0- 0	1- 13	1- 10				
0- 4	0- 0	0- 0	HOME	0- 0	0- 4	0- 3				
1- 10	0- 0	0- 0	AWAY	0- 0	1- 0	1- 0				
0- 2	0- 0	0- 0	NEUTRAL	0- 0	0- 2	0- 1				
0- 8	0- 0	0- 3	NON-CONFERENCE	0- 0	0- 5	0- 3				
0- 0	0- 0	0- 0	HOME	0- 0	0- 0	0- 0				
0- 6	0- 0	0- 3	AWAY	0- 0	0- 3	0- 2				
0- 2	0- 0	0- 0	NEUTRAL	0- 0	0- 2	0- 1				
1- 8	0- 0	0- 0	CONFERENCE	0- 0	1- 8	1- 7				
0- 4	0- 0	0- 0	HOME	0- 0	0- 4	0- 3				
1- 4	0- 0	0- 0	AWAY	0- 0	1- 4	1- 4				
0- 0	0- 0	0- 0	NEUTRAL	0- 0	0- 0	0- 0				

RPI 1-25				RPI 26-50				RPI 51-100				RPI 101+ Team's RPI: 340			
RPI	S	Opponent	Score	RPI	S	Opponent	Score	RPI	S	Opponent	Score	RPI	S	Opponent	Score
				30	A	Iowa	45 85					167	A	Tulsa	37 87
				47	A	Nebraska	52 73					183	N	Oakland	37 69
				48	A	Dayton	43 81					186	H	Southern U.	52 71
												232	A	Texas Tech	47 74
												240	A	Texas Southern	52 58
												244	A	Austin Peay	61 97
												254	H	Grambling	57 66
												271	H	Alcorn	77 80
												280	N	Towson	44 70
												283	A	Prairie View	52 64
												296	A	Alabama A&M	49 52
												306	H	Jackson St.	54 60
												312	A	Alabama St.	54 63
												338	A	Mississippi Val.	64 59
LAST 12 Division I GAMES:															
				306	H	Jackson St.	54 60					312	A	Alabama St.	54 63
				254	H	Grambling	57 66					296	A	Alabama A&M	49 52
				240	A	Texas Southern	52 58					338	A	Mississippi Val.	64 59
				283	A	Prairie View	52 64					183	N	Oakland	37 69
				271	H	Alcorn	77 80					280	N	Towson	44 70
				186	H	Southern U.	52 71					30	A	Iowa	45 85

Non-Div I Games: Tougalo 71 51 Philander Smith 81 73

Ark. -Pine Bluff

Loss,
Non-Conf,
S Site,
H Home
A Away
N Neutral

Average RPI Win:	197	WON-LOST	WINNING	LAST 10	STRENGTH OF	OPP. STRENGTH	TEAM	ADJ.	CONF.	ADJ CONF.
Average RPI Loss:	66	RECORD	PCT. RANK	GAMES	SCHEDULE	OF SCHEDULE	RPI	RPI	RPI	RPI
DIV. I ONLY	11- 11	170	3- 7	40	82	93	93	2	2	
DIV. I NON-CONF.	9- 4	82	2- 1	147	203	76	76	2	2	

TOTALS	RPI 1-25	RPI 26-50	W-L RECORDS	RPI 51-100	RPI 101-999	RPI 201+				
11- 11	0- 4	0- 2	OVERALL	2- 2	9- 3	5- 0				
8- 3	0- 0	0- 0	HOME	1- 2	7- 1	4- 0				
2- 8	0- 4	0- 2	AWAY	1- 0	1- 2	0- 0				
1- 0	0- 0	0- 0	NEUTRAL	0- 0	1- 0	1- 0				
9- 4	0- 0	0- 2	NON-CONFERENCE	0- 0	9- 2	5- 0				
7- 0	0- 0	0- 0	HOME	0- 0	7- 0	4- 0				
1- 4	0- 0	0- 2	AWAY	0- 0	1- 2	0- 0				
1- 0	0- 0	0- 0	NEUTRAL	0- 0	1- 0	1- 0				
2- 7	0- 4	0- 0	CONFERENCE	2- 2	0- 1	0- 0				
1- 3	0- 0	0- 0	HOME	1- 2	0- 1	0- 0				
1- 4	0- 4	0- 0	AWAY	1- 0	0- 0	0- 0				
0- 0	0- 0	0- 0	NEUTRAL	0- 0	0- 0	0- 0				

RPI 1-25				RPI 26-50				RPI 51-100				Team's RPI: 93				RPI 101+			
RPI	S	Opponent	Score	RPI	S	Opponent	Score	RPI	S	Opponent	Score	RPI	S	Opponent	Score	RPI	S	Opponent	Score
3	A	Mississippi St.	69 111	29	A	Arizona St.	43 89	85	H	Alabama	76 83	117	A	UTEP	61 64				
12	A	Missouri	54 88	47	A	Nebraska	69 80	95	H	Kentucky	65 76	134	A	Kansas	60 71				
16	A	Georgia	65 78					99	A	Auburn	68 58	167	H	Tulsa	67 41				
17	A	South Carolina	42 90					100	H	Ole Miss	73 72	174	H	Florida	51 65				
												177	H	Charlotte	73 72				
												188	H	Samford	84 63				
												190	A	Oral Roberts	77 66				
												209	H	UT Arlington	91 57				
												216	H	Abilene Christian	79 65				
												250	N	New Mexico St.	69 60				
												254	H	Grambling	79 62				
												322	H	Sam Houston St.	65 54				
LAST 12 Division I GAMES:																			
95	H	Kentucky	65 76	85	H	Alabama	76 83	3	A	Mississippi St.	69 111								
17	A	South Carolina	42 90	100	H	Ole Miss	73 72	254	H	Grambling	79 62								
12	A	Missouri	54 88	29	A	Arizona St.	43 89	209	H	UT Arlington	91 57								
174	H	Florida	51 65																
99	A	Auburn	68 58																
16	A	Georgia	65 78																

Non-Div I Games:

Arkansas

Average RPI Win:	258	WON-LOST	WINNING	LAST 10	STRENGTH OF	OPP. STRENGTH	TEAM	ADJ.	CONF.	ADJ CONF.
Average RPI Loss:	131	RECORD	PCT. RANK	GAMES	SCHEDULE	OF SCHEDULE	RPI	RPI	RPI	RPI
DIV. I ONLY	10- 10	170	5- 5	265	175	204	204	23	23	
DIV. I NON-CONF.	5- 6	187	1- 2	171	101	170	170	23	23	

TOTALS	RPI 1-25	RPI 26-50	W-L RECORDS	RPI 51-100	RPI 101-999	RPI 201+				
10- 10	0- 0	0- 1	OVERALL	0- 3	10- 6	8- 1				
6- 3	0- 0	0- 0	HOME	0- 1	6- 2	5- 0				
4- 7	0- 0	0- 1	AWAY	0- 2	4- 4	3- 1				
0- 0	0- 0	0- 0	NEUTRAL	0- 0	0- 0	0- 0				
5- 6	0- 0	0- 1	NON-CONFERENCE	0- 3	5- 2	3- 0				
4- 1	0- 0	0- 0	HOME	0- 1	4- 0	3- 0				
1- 5	0- 0	0- 1	AWAY	0- 2	1- 2	0- 0				
0- 0	0- 0	0- 0	NEUTRAL	0- 0	0- 0	0- 0				
5- 4	0- 0	0- 0	CONFERENCE	0- 0	5- 4	5- 1				
2- 2	0- 0	0- 0	HOME	0- 0	2- 2	2- 0				
3- 2	0- 0	0- 0	AWAY	0- 0	3- 2	3- 1				
0- 0	0- 0	0- 0	NEUTRAL	0- 0	0- 0	0- 0				

RPI 1-25				RPI 26-50				RPI 51-100				RPI 101+ Team's RPI: 204			
RPI	S	Opponent	Score	RPI	S	Opponent	Score	RPI	S	Opponent	Score	RPI	S	Opponent	Score
				31	A	South Fla.	55 98	69	A	Indiana	51 93	113	A	Little Rock	43 53
								76	H	Belmont	52 83	117	H	UTEP	76 73
								100	A	Ole Miss	48 74	158	H	Texas St.	55 67
												159	H	Louisiana	75 77
												162	A	Pittsburgh	47 87
												167	A	Tulsa	58 68
												174	A	Florida	70 69
												209	H	UT Arlington	85 80
												227	H	UT Martin	84 73
												254	H	Grambling	76 56
												272	A	Appalachian St.	66 68
												284	A	Coastal Caro.	70 63
												313	A	Georgia St.	75 58
												324	A	Ga. Southern	71 62
												330	H	La.-Monroe	76 62
												346	H	Tennessee St.	68 62

LAST 12 Division I GAMES:															
				272	A	Appalachian St.	66 68	324	A	Ga. Southern	71 62				
				284	A	Coastal Caro.	70 63	159	H	Louisiana	75 77				
				113	A	Little Rock	43 53	330	H	La.-Monroe	76 62				
				209	H	UT Arlington	85 80	167	A	Tulsa	58 68				
				158	H	Texas St.	55 67	254	H	Grambling	76 56				
				313	A	Georgia St.	75 58	76	H	Belmont	52 83				

Non-Div I Games:

Arkansas St.

■ Loss,
 ■ Non-Conf,
 ■ S Site,
 ■ Home
 ■ Away
 N Neutral

Average RPI Win:	231	WON-LOST	WINNING	LAST 10	STRENGTH OF	OPP. STRENGTH	TEAM	ADJ.	CONF.	ADJ CONF.
Average RPI Loss:	157	RECORD	PCT. RANK	GAMES	SCHEDULE	OF SCHEDULE	RPI	RPI	RPI	RPI
DIV. I ONLY	10- 10	170	4- 6	206	224	189	189	15	15	
DIV. I NON-CONF.	6- 4	122	0- 1	227	293	152	152	18	18	

TOTALS	RPI 1-25	RPI 26-50	W-L RECORDS	RPI 51-100	RPI 101-999	RPI 201+				
10- 10	0- 1	0- 0	OVERALL	0- 2	10- 7	7- 3				
5- 4	0- 0	0- 0	HOME	0- 1	5- 3	3- 1				
5- 6	0- 1	0- 0	AWAY	0- 1	5- 4	4- 2				
0- 0	0- 0	0- 0	NEUTRAL	0- 0	0- 0	0- 0				
6- 4	0- 1	0- 0	NON-CONFERENCE	0- 0	6- 3	3- 2				
4- 1	0- 0	0- 0	HOME	0- 0	4- 1	2- 0				
2- 3	0- 1	0- 0	AWAY	0- 0	2- 2	1- 2				
0- 0	0- 0	0- 0	NEUTRAL	0- 0	0- 0	0- 0				
4- 6	0- 0	0- 0	CONFERENCE	0- 2	4- 4	4- 1				
1- 3	0- 0	0- 0	HOME	0- 1	1- 2	1- 1				
3- 3	0- 0	0- 0	AWAY	0- 1	3- 2	3- 0				
0- 0	0- 0	0- 0	NEUTRAL	0- 0	0- 0	0- 0				

RPI 1-25				RPI 26-50				RPI 51-100				RPI 101+				Team's RPI: 189
RPI	S	Opponent	Score	RPI	S	Opponent	Score	RPI	S	Opponent	Score	RPI	S	Opponent	Score	
20	A	Marquette	53 83					72	H	American	46 64	107	H	Dartmouth	71 56	
								84	A	Navy	44 70	119	H	Delaware	59 70	
												121	A	Yale	82 65	
												145	A	Bucknell	36 60	
												160	H	Binghamton	73 61	
												173	A	Lehigh	55 59	
												193	H	Boston U.	59 60	
												223	H	Holy Cross	62 70	
												237	A	Lafayette	65 60	
												239	A	Loyola Maryland	69 62	
												239	H	Loyola Maryland	62 47	
												263	A	Fairleigh Dickinson	56 58	
												270	A	Colgate	62 54	
												274	H	LIU Brooklyn	71 37	
												275	A	St. Francis Brooklyn	52 73	
												321	A	Air Force	65 59	
												341	H	NJIT	79 49	

LAST 12 Division I GAMES:																
239	H	Loyola Maryland	62 47	72	H	American	46 64									
270	A	Colgate	62 54	145	A	Bucknell	36 60									
173	A	Lehigh	55 59	239	A	Loyola Maryland	69 62									
223	H	Holy Cross	62 70	193	H	Boston U.	59 60									
84	A	Navy	44 70	20	A	Marquette	53 83									
237	A	Lafayette	65 60	119	H	Delaware	59 70									

Non-Div I Games: St. Joseph's (Brkln) 107 46

Army West Point

Average RPI Win: 186

Average RPI Loss: 58

WON-LOST
RECORDWINNING
PCT. RANKLAST 10
GAMESSTRENGTH OF
SCHEDULEOPP. STRENGTH
OF SCHEDULETEAM
RPIADJ.
RPICONF.
RPIADJ CONF.
RPIDIV. I ONLY
DIV. I NON-CONF.10- 9
8- 3154
653- 6
3- 052
23355
12499
10399
1032
22
2

TOTALS

RPI 1-25

RPI 26-50

W-L RECORDS

RPI 51-100

RPI 101-999

RPI 201+

10- 9

0- 4

0- 1

OVERALL

2- 3

8- 1

4- 0

7- 2

0- 1

0- 0

HOME

1- 1

6- 0

4- 0

2- 5

0- 3

0- 1

AWAY

1- 1

1- 0

0- 0

1- 2

0- 0

0- 0

NEUTRAL

0- 1

1- 1

0- 0

8- 3

0- 0

0- 0

NON-CONFERENCE

1- 2

7- 1

4- 0

5- 0

0- 0

0- 0

HOME

0- 0

5- 0

4- 0

2- 1

0- 0

0- 0

AWAY

1- 1

1- 0

0- 0

1- 2

0- 0

0- 0

NEUTRAL

0- 1

1- 1

0- 0

2- 6

0- 4

0- 1

CONFERENCE

1- 1

1- 0

0- 0

2- 2

0- 1

0- 0

HOME

1- 1

1- 0

0- 0

0- 4

0- 3

0- 1

AWAY

0- 0

0- 0

0- 0

0- 0

0- 0

0- 0

NEUTRAL

0- 0

0- 0

0- 0

RPI 1-25

RPI	S	Opponent	Score
10	A	Tennessee	59 70
14	H	Texas A&M	73 82
16	A	Georgia	48 60
17	A	South Carolina	63 71

RPI 26-50

RPI	S	Opponent	Score
35	A	LSU	56 59

RPI 51-100

Team's RPI: 99

RPI	S	Opponent	Score
69	A	Indiana	65 53
75	A	Virginia Tech	63 72
85	H	Alabama	69 60
91	N	Chattanooga	41 50
93	H	Arkansas	58 68

RPI 101+

RPI	S	Opponent	Score
125	N	Georgetown	60 40
159	A	Louisiana	70 60
174	H	Florida	84 55
175	N	Northwestern	48 49
186	H	Southern U.	65 47
212	H	Louisiana Tech	75 59
224	H	N.C. A&T	63 53
294	H	Southeastern La.	80 46
330	H	La.-Monroe	67 41

LAST 12 Division I GAMES:

85	H	Alabama	69	60	10	A	Tennessee	59	70
16	A	Georgia	48	60	174	H	Florida	84	55
35	A	LSU	56	59	294	H	Southeastern La.	80	46
93	H	Arkansas	58	68	186	H	Southern U.	65	47
17	A	South Carolina	63	71	159	A	Louisiana	70	60
14	H	Texas A&M	73	82	69	A	Indiana	65	53

Non-Div I Games:

Xavier (LA)

70 44

Auburn

Average RPI Win:	291	WON-LOST	WINNING	LAST 10	STRENGTH OF	OPP. STRENGTH	TEAM	ADJ.	CONF.	ADJ CONF.
Average RPI Loss:	150	RECORD	PCT. RANK	GAMES	SCHEDULE	OF SCHEDULE	RPI	RPI	RPI	RPI
DIV. I ONLY	10- 9	154	5- 5	327	298	244	244	26	26	
DIV. I NON-CONF.	5- 4	146	0- 2	325	282	218	218	27	27	

TOTALS	RPI 1-25	RPI 26-50	W-L RECORDS	RPI 51-100	RPI 101-999	RPI 201+				
10- 9	0- 0	0- 1	OVERALL	0- 2	10- 6	9- 2				
6- 3	0- 0	0- 0	HOME	0- 0	6- 3	5- 1				
4- 6	0- 0	0- 0	AWAY	0- 1	4- 1	4- 0				
0- 0	0- 0	0- 0	NEUTRAL	0- 0	0- 0	0- 0				
5- 4	0- 0	0- 1	NON-CONFERENCE	0- 1	5- 2	5- 0				
2- 1	0- 0	0- 0	HOME	0- 0	2- 1	2- 0				
3- 3	0- 0	0- 1	AWAY	0- 1	3- 1	3- 0				
0- 0	0- 0	0- 0	NEUTRAL	0- 0	0- 0	0- 0				
5- 5	0- 0	0- 0	CONFERENCE	0- 1	5- 4	4- 2				
4- 2	0- 0	0- 0	HOME	0- 0	4- 2	3- 1				
1- 3	0- 0	0- 0	AWAY	0- 1	1- 2	1- 1				
0- 0	0- 0	0- 0	NEUTRAL	0- 0	0- 0	0- 0				

RPI 1-25				RPI 26-50				RPI 51-100				RPI 101+ Team's RPI: 244			
RPI	S	Opponent	Score	RPI	S	Opponent	Score	RPI	S	Opponent	Score	RPI	S	Opponent	Score
				32	A	Ball St.	57 89	76	A	Belmont	75 78	116	H	Western Ill.	68 81
								89	A	Butler	54 75	135	H	SIUE	38 61
												165	A	Jacksonville St.	47 65
												192	A	Illinois	47 59
												200	H	Southeast Mo. St.	66 65
												215	H	Morehead St.	59 66
												227	H	UT Martin	69 62
												253	A	Lipscomb	71 63
												267	A	Northern Ky.	53 52
												293	H	Eastern Ky.	59 45
												296	A	Alabama A&M	55 52
												333	A	Tennessee Tech	59 63
												340	H	Ark. -Pine Bluff	97 61
												344	H	Eastern Ill.	69 59
												346	A	Tennessee St.	75 59
												347	H	Evansville	82 73
LAST 12 Division I GAMES:															
215	H	Morehead St.	59 66	200	H	Southeast Mo. St.	66 65								
293	H	Eastern Ky.	59 45	227	H	UT Martin	69 62								
76	A	Belmont	75 78	344	H	Eastern Ill.	69 59								
346	A	Tennessee St.	75 59	135	H	SIUE	38 61								
165	A	Jacksonville St.	47 65	32	A	Ball St.	57 89								
333	A	Tennessee Tech	59 63	192	A	Illinois	47 59								

Non-Div I Games: Christian Bros. 73 50 Trevecca Nazarene 80 72

Austin Peay

Average RPI Win:	204	WON-LOST	WINNING	LAST 10	STRENGTH OF	OPP. STRENGTH	TEAM	ADJ.	CONF.	ADJ CONF.
Average RPI Loss:	126	RECORD	PCT. RANK	GAMES	SCHEDULE	OF SCHEDULE	RPI	RPI	RPI	RPI
DIV. I ONLY	12- 9	133	7- 3	166	121	124	124	12	12	
DIV. I NON-CONF.	5- 6	187	1- 1	142	129	186	186	11	11	

TOTALS	RPI 1-25	RPI 26-50	W-L RECORDS	RPI 51-100	RPI 101-999	RPI 201+				
12- 9	0- 1	0- 1	OVERALL	2- 2	10- 5	7- 2				
8- 2	0- 1	0- 0	HOME	2- 0	6- 1	4- 1				
4- 7	0- 0	0- 1	AWAY	0- 2	4- 4	3- 1				
0- 0	0- 0	0- 0	NEUTRAL	0- 0	0- 0	0- 0				
5- 6	0- 1	0- 1	NON-CONFERENCE	1- 1	4- 3	4- 1				
4- 2	0- 1	0- 0	HOME	1- 0	3- 1	3- 1				
1- 4	0- 0	0- 1	AWAY	0- 1	1- 2	1- 0				
0- 0	0- 0	0- 0	NEUTRAL	0- 0	0- 0	0- 0				
7- 3	0- 0	0- 0	CONFERENCE	1- 1	6- 2	3- 1				
4- 0	0- 0	0- 0	HOME	1- 0	3- 0	1- 0				
3- 3	0- 0	0- 0	AWAY	0- 1	3- 2	2- 1				
0- 0	0- 0	0- 0	NEUTRAL	0- 0	0- 0	0- 0				

RPI 1-25				RPI 26-50				RPI 51-100				RPI 101+				Team's RPI: 124
RPI	S	Opponent	Score	RPI	S	Opponent	Score	RPI	S	Opponent	Score	RPI	S	Opponent	Score	
16	H	Georgia	63 79	33	A	California	45 70	51	A	Northern Colo.	74 79	144	A	Washington	72 80	
								81	H	Utah	77 68	149	A	Colorado St.	54 56	
								87	A	Saint Mary's (CA)	49 57	150	A	Loyola Marymount	67 55	
								87	H	Saint Mary's (CA)	63 54	156	A	Pacific	76 83	
												156	H	Pacific	77 65	
												163	H	San Francisco	70 66	
												205	A	San Diego	69 70	
												206	A	Eastern Wash.	73 69	
												210	H	Montana St.	75 54	
												226	A	Pepperdine	73 67	
												259	H	Santa Clara	65 47	
												295	H	Utah St.	69 76	
												300	A	Portland	72 58	
												304	H	Utah Valley	75 54	
												307	H	Southern Utah	75 67	

LAST 12 Division I GAMES:																
				156	A	Pacific	76 83	156	H	Pacific	77 65					
				87	H	Saint Mary's (CA)	63 54	163	H	San Francisco	70 66					
				205	A	San Diego	69 70	87	A	Saint Mary's (CA)	49 57					
				150	A	Loyola Marymount	67 55	300	A	Portland	72 58					
				259	H	Santa Clara	65 47	210	H	Montana St.	75 54					
				226	A	Pepperdine	73 67	33	A	California	45 70					

Non-Div I Games:

BYU

Average RPI Win:	155	WON-LOST	WINNING	LAST 10	STRENGTH OF	OPP. STRENGTH	TEAM	ADJ.	CONF.	ADJ CONF.
Average RPI Loss:	40	RECORD	PCT. RANK	GAMES	SCHEDULE	OF SCHEDULE	RPI	RPI	RPI	RPI
DIV. I ONLY	16- 3	18	7- 3	81	86	32	32	7	7	
DIV. I NON-CONF.	10- 0	1	2- 0	168	110	18	18	8	8	

TOTALS	RPI 1-25	RPI 26-50	W-L RECORDS	RPI 51-100	RPI 101-999	RPI 201+				
16- 3	0- 1	2- 1	OVERALL	1- 1	13- 0	4- 0				
9- 2	0- 1	1- 1	HOME	1- 0	7- 0	2- 0				
7- 1	0- 0	1- 0	AWAY	0- 1	6- 0	2- 0				
0- 0	0- 0	0- 0	NEUTRAL	0- 0	0- 0	0- 0				
10- 0	0- 0	2- 0	NON-CONFERENCE	1- 0	7- 0	3- 0				
6- 0	0- 0	1- 0	HOME	1- 0	4- 0	2- 0				
4- 0	0- 0	1- 0	AWAY	0- 0	3- 0	1- 0				
0- 0	0- 0	0- 0	NEUTRAL	0- 0	0- 0	0- 0				
6- 3	0- 1	0- 1	CONFERENCE	0- 1	6- 0	1- 0				
3- 2	0- 1	0- 1	HOME	0- 0	3- 0	0- 0				
3- 1	0- 0	0- 0	AWAY	0- 1	3- 0	1- 0				
0- 0	0- 0	0- 0	NEUTRAL	0- 0	0- 0	0- 0				

RPI	S	Opponent	Score	RPI	S	Opponent	Score	RPI	S	Opponent	Score	RPI	S	Opponent	Score
23	H	Buffalo	80 84	36	H	Central Mich.	65 69	61	A	Toledo	66 72	110	H	Miami (OH)	86 61
				43	H	Western Ky.	93 81	89	H	Butler	87 75	123	A	Kent St.	79 58
				46	A	Purdue	66 60					126	H	Missouri St.	70 58
												129	A	Vanderbilt	88 79
												132	A	Cleveland St.	76 64
												139	H	Northern Ill.	81 72
												142	A	Bowling Green	84 73
												142	H	Bowling Green	82 41
												200	H	Southeast Mo. St.	69 56
												219	A	Akron	74 61
												244	H	Austin Peay	89 57
												253	H	Lipscomb	84 46
												346	A	Tennessee St.	85 65

LAST 12 Division I GAMES:															
139	H	Northern Ill.	81 72	142	A	Bowling Green	84 73	110	H	Miami (OH)	86 61	36	H	Central Mich.	65 69
142	H	Bowling Green	82 41	110	H	Miami (OH)	86 61	43	H	Western Ky.	93 81	244	H	Austin Peay	89 57
123	A	Kent St.	79 58	36	H	Central Mich.	65 69	200	H	Southeast Mo. St.	69 56	61	A	Toledo	66 72
61	A	Toledo	66 72	43	H	Western Ky.	93 81					23	H	Buffalo	80 84
23	H	Buffalo	80 84	244	H	Austin Peay	89 57					219	A	Akron	74 61
219	A	Akron	74 61	200	H	Southeast Mo. St.	69 56								

Non-Div I Games: Oakland City 126 55

Ball St.

Average RPI Win:	127	WON-LOST	WINNING	LAST 10	STRENGTH OF	OPP. STRENGTH	TEAM	ADJ.	CONF.	ADJ CONF.
Average RPI Loss:	8	RECORD	PCT. RANK	GAMES	SCHEDULE	OF SCHEDULE	RPI	RPI	RPI	RPI
DIV. I ONLY	19- 1	4	10- 0	68	25	9	9	5	5	
DIV. I NON-CONF.	10- 1	16	3- 0	105	71	16	16	6	6	

TOTALS	RPI 1-25	RPI 26-50	W-L RECORDS	RPI 51-100	RPI 101-999	RPI 201+				
19- 1	1- 1	3- 0	OVERALL	5- 0	10- 0	4- 0				
11- 0	1- 0	1- 0	HOME	3- 0	6- 0	3- 0				
6- 1	0- 1	2- 0	AWAY	1- 0	3- 0	1- 0				
2- 0	0- 0	0- 0	NEUTRAL	1- 0	1- 0	0- 0				
10- 1	0- 1	1- 0	NON-CONFERENCE	3- 0	6- 0	3- 0				
7- 0	0- 0	1- 0	HOME	2- 0	4- 0	2- 0				
1- 1	0- 1	0- 0	AWAY	0- 0	1- 0	1- 0				
2- 0	0- 0	0- 0	NEUTRAL	1- 0	1- 0	0- 0				
9- 0	1- 0	2- 0	CONFERENCE	2- 0	4- 0	1- 0				
4- 0	1- 0	0- 0	HOME	1- 0	2- 0	1- 0				
5- 0	0- 0	2- 0	AWAY	1- 0	2- 0	0- 0				
0- 0	0- 0	0- 0	NEUTRAL	0- 0	0- 0	0- 0				

RPI	S	Opponent	Score	RPI	S	Opponent	Score	RPI	S	Opponent	Score	RPI	S	Opponent	Score
8	A	UCLA	68 82	27	H	Stanford	81 57	70	A	Kansas St.	88 58	126	N	Missouri St.	100 58
11	H	Texas	81 56	37	A	Oklahoma	74 52	70	H	Kansas St.	75 50	127	A	Iowa St.	79 50
				39	A	West Virginia	83 72	73	N	Georgia Tech	80 57	127	H	Iowa St.	89 49
								95	H	Kentucky	90 63	134	A	Kansas	83 48
								96	H	Central Ark.	86 55	136	H	Lamar University	121 62
												152	H	North Dakota	105 43
												232	H	Texas Tech	97 49
												281	A	Nicholls St.	85 43
												289	H	McNeese	95 34
												298	H	Coppin St.	100 54

LAST 12 Division I GAMES:															
39	A	West Virginia	83 72	127	H	Iowa St.	89 49	70	A	Kansas St.	88 58	281	A	Nicholls St.	85 43
11	H	Texas	81 56	232	H	Texas Tech	97 49	289	H	McNeese	95 34	152	H	North Dakota	105 43
70	H	Kansas St.	75 50	70	A	Kansas St.	88 58								
127	A	Iowa St.	79 50												
37	A	Oklahoma	74 52												
134	A	Kansas	83 48												

Non-Div I Games:

Bayl or

Average RPI Win:	210	WON-LOST	WINNING	LAST 10	STRENGTH OF	OPP. STRENGTH	TEAM	ADJ.	CONF.	ADJ CONF.
Average RPI Loss:	55	RECORD	PCT. RANK	GAMES	SCHEDULE	OF SCHEDULE	RPI	RPI	RPI	RPI
DIV. I ONLY	19- 3	10	10- 0	263	126	76	76	26	26	
DIV. I NON-CONF.	9- 3	61	1- 1	169	27	59	59	27	27	

TOTALS	RPI 1-25	RPI 26-50	W-L RECORDS	RPI 51-100	RPI 101-999	RPI 201+				
19- 3	0- 0	1- 2	OVERALL	1- 0	17- 1	10- 0				
9- 1	0- 0	0- 0	HOME	0- 0	9- 1	6- 0				
8- 1	0- 0	0- 0	AWAY	0- 0	8- 0	4- 0				
2- 1	0- 0	1- 1	NEUTRAL	1- 0	0- 0	0- 0				
9- 3	0- 0	1- 2	NON-CONFERENCE	1- 0	7- 1	4- 0				
3- 1	0- 0	0- 0	HOME	0- 0	3- 1	2- 0				
4- 1	0- 0	0- 1	AWAY	0- 0	4- 0	2- 0				
2- 1	0- 0	1- 1	NEUTRAL	1- 0	0- 0	0- 0				
10- 0	0- 0	0- 0	CONFERENCE	0- 0	10- 0	6- 0				
6- 0	0- 0	0- 0	HOME	0- 0	6- 0	4- 0				
4- 0	0- 0	0- 0	AWAY	0- 0	4- 0	2- 0				
0- 0	0- 0	0- 0	NEUTRAL	0- 0	0- 0	0- 0				

RPI 1-25				RPI 26-50				RPI 51-100				Team's RPI: 76				RPI 101+			
RPI	S	Opponent	Score	RPI	S	Opponent	Score	RPI	S	Opponent	Score	RPI	S	Opponent	Score	RPI	S	Opponent	Score
				27	N	Stanford	53 74	55	N	Gonzaga	71 63	102	H	Wright St.	81 91				
				34	N	FGCU	75 65					129	A	Vanderbilt	111 74				
				37	A	Oklahoma	73 96					135	A	SIUE	72 55				
												135	H	SIUE	86 64				
												165	H	Jacksonville St.	71 55				
												167	A	Tulsa	90 65				
												188	H	Samford	83 46				
												200	A	Southeast Mo. St.	67 57				
												204	A	Arkansas St.	83 52				
												227	A	UT Martin	65 63				
												242	H	Presbyterian	90 48				
												244	H	Austin Peay	78 75				
												253	A	Lipscomb	91 59				
												297	H	Murray St.	70 65				
												303	H	Fort Wayne	74 42				
												333	H	Tennessee Tech	78 59				
												344	A	Eastern Ill.	86 58				
												344	H	Eastern Ill.	59 37				
LAST 12 Division I GAMES:																			
				135	H	SIUE	86 64					165	H	Jacksonville St.	71 55				
				344	H	Eastern Ill.	59 37					333	H	Tennessee Tech	78 59				
				244	H	Austin Peay	78 75					227	A	UT Martin	65 63				
				297	H	Murray St.	70 65					200	A	Southeast Mo. St.	67 57				
				344	A	Eastern Ill.	86 58					129	A	Vanderbilt	111 74				
				135	A	SIUE	72 55					102	H	Wright St.	81 91				

Non-Div I Games: Trevecca Nazarene 97 39

Belmont

Average RPI	Win: 257	WON-LOST RECORD	WINNING PCT. RANK	LAST 10 GAMES	STRENGTH OF SCHEDULE	OPP. STRENGTH OF SCHEDULE	TEAM RPI	ADJ. RPI	CONF. RPI	ADJ CONF. RPI
Average RPI	Loss: 178									
DIV. I ONLY	13- 4	44	9- 1	325	325	151	151	31	31	
DIV. I NON-CONF.	6- 4	122	3- 2	275	299	206	206	30	30	

TOTALS	RPI 1-25	RPI 26-50	W-L RECORDS	RPI 51-100	RPI 101-999	RPI 201+				
13- 4	0- 0	0- 0	OVERALL	0- 1	13- 3	11- 2				
5- 2	0- 0	0- 0	HOME	0- 0	5- 2	4- 1				
6- 2	0- 0	0- 0	AWAY	0- 1	6- 1	6- 1				
2- 0	0- 0	0- 0	NEUTRAL	0- 0	2- 0	1- 0				
6- 4	0- 0	0- 0	NON-CONFERENCE	0- 1	6- 3	4- 2				
3- 2	0- 0	0- 0	HOME	0- 0	3- 2	2- 1				
1- 2	0- 0	0- 0	AWAY	0- 1	1- 1	1- 1				
2- 0	0- 0	0- 0	NEUTRAL	0- 0	2- 0	1- 0				
7- 0	0- 0	0- 0	CONFERENCE	0- 0	7- 0	7- 0				
2- 0	0- 0	0- 0	HOME	0- 0	2- 0	2- 0				
5- 0	0- 0	0- 0	AWAY	0- 0	5- 0	5- 0				
0- 0	0- 0	0- 0	NEUTRAL	0- 0	0- 0	0- 0				

RPI 1-25				RPI 26-50				RPI 51-100				RPI 101+				Team's RPI: 151
RPI	S	Opponent	Score	RPI	S	Opponent	Score	RPI	S	Opponent	Score	RPI	S	Opponent	Score	
								59	A	Miami (FL)	39 85	115	H	Jacksonville	58 68	
												158	N	Texas St.	62 56	
												186	H	Southern U.	68 56	
												202	A	Norfolk St.	58 51	
												203	A	Hampton	61 56	
												225	N	Richmond	63 50	
												245	A	North Florida	63 70	
												248	A	Howard	59 55	
												264	H	Grand Canyon	69 60	
												283	H	Prairie View	77 52	
												285	A	FIU	77 59	
												294	H	Southeastern La.	58 60	
												310	A	Delaware St.	68 60	
												311	A	UMES	55 48	
												334	H	South Carolina St.	68 50	
												335	H	Florida A&M	44 42	

LAST 12 Division I GAMES:																
				203	A	Hampton	61 56					334	H	South Carolina St.	68 50	
				202	A	Norfolk St.	58 51					59	A	Miami (FL)	39 85	
				310	A	Delaware St.	68 60					225	N	Richmond	63 50	
				335	H	Florida A&M	44 42					158	N	Texas St.	62 56	
				311	A	UMES	55 48					115	H	Jacksonville	58 68	
				248	A	Howard	59 55					186	H	Southern U.	68 56	

Non-Div I Games: Edward Waters 101 60 Palm Beach Atl. 61 48

Bethune-Cookman

Average RPI Win:	237	WON-LOST	WINNING	LAST 10	STRENGTH OF	OPP. STRENGTH	TEAM	ADJ.	CONF.	ADJ CONF.
Average RPI Loss:	156	RECORD	PCT. RANK	GAMES	SCHEDULE	OF SCHEDULE	RPI	RPI	RPI	RPI
DIV. I ONLY	13- 7	88	7- 3	271	285	160	160	20	20	
DIV. I NON-CONF.	8- 4	87	4- 0	317	271	178	178	24	24	

TOTALS	RPI 1-25	RPI 26-50	W-L RECORDS	RPI 51-100	RPI 101-999	RPI 201+				
13- 7	0- 0	0- 0	OVERALL	1- 1	12- 6	8- 1				
5- 3	0- 0	0- 0	HOME	0- 0	5- 3	2- 1				
7- 3	0- 0	0- 0	AWAY	1- 1	6- 2	5- 0				
1- 1	0- 0	0- 0	NEUTRAL	0- 0	1- 1	1- 0				
8- 4	0- 0	0- 0	NON-CONFERENCE	0- 0	8- 4	6- 0				
3- 1	0- 0	0- 0	HOME	0- 0	3- 1	1- 0				
4- 2	0- 0	0- 0	AWAY	0- 0	4- 2	4- 0				
1- 1	0- 0	0- 0	NEUTRAL	0- 0	1- 1	1- 0				
5- 3	0- 0	0- 0	CONFERENCE	1- 1	4- 2	2- 1				
2- 2	0- 0	0- 0	HOME	0- 0	2- 2	1- 1				
3- 1	0- 0	0- 0	AWAY	1- 1	2- 0	1- 0				
0- 0	0- 0	0- 0	NEUTRAL	0- 0	0- 0	0- 0				

RPI 1-25				RPI 26-50				RPI 51-100				RPI 101+ Team's RPI: 160			
RPI	S	Opponent	Score	RPI	S	Opponent	Score	RPI	S	Opponent	Score	RPI	S	Opponent	Score
								67	A	Albany (NY)	46 63	107	H	Dartmouth	80 64
								82	A	Maine	66 62	108	H	Penn	77 72
												121	H	Yale	69 73
												145	A	Bucknell	59 64
												155	H	Hartford	64 59
												167	N	Tulsa	55 60
												180	A	New Hampshire	54 52
												180	H	New Hampshire	61 63
												189	A	Army West Point	61 73
												222	H	Stony Brook	59 67
												265	A	Rider	76 54
												276	A	Bryant	55 47
												278	A	Cornell	66 58
												307	A	Southern Utah	72 66
												311	N	UMES	68 51
												329	H	UMBC	81 51
												341	H	NJIT	67 36
												348	A	UMass Lowell	76 46
LAST 12 Division I GAMES:															
				180	A	New Hampshire	54 52					180	H	New Hampshire	61 63
				329	H	UMBC	81 51					82	A	Maine	66 62
				348	A	UMass Lowell	76 46					107	H	Dartmouth	80 64
				222	H	Stony Brook	59 67					265	A	Rider	76 54
				67	A	Albany (NY)	46 63					278	A	Cornell	66 58
				155	H	Hartford	64 59					341	H	NJIT	67 36

Non-Div I Games: SUNY Cortland 90 36

Binghamton

Average RPI Win:	213	WON-LOST	WINNING	LAST 10	STRENGTH OF	OPP. STRENGTH	TEAM	ADJ.	CONF.	ADJ CONF.
Average RPI Loss:	154	RECORD	PCT. RANK	GAMES	SCHEDULE	OF SCHEDULE	RPI	RPI	RPI	RPI
DIV. I ONLY	11- 8	127	7- 3	274	133	198	198	16	16	
DIV. I NON-CONF.	4- 5	202	1- 1	313	158	275	275	16	16	

TOTALS	RPI 1-25	RPI 26-50	W-L RECORDS	RPI 51-100	RPI 101-999	RPI 201+				
11- 8	0- 0	0- 0	OVERALL	0- 4	11- 4	6- 3				
5- 5	0- 0	0- 0	HOME	0- 3	5- 2	1- 1				
6- 1	0- 0	0- 0	AWAY	0- 1	6- 0	5- 0				
0- 2	0- 0	0- 0	NEUTRAL	0- 0	0- 2	0- 2				
4- 5	0- 0	0- 0	NON-CONFERENCE	0- 2	4- 3	2- 3				
2- 3	0- 0	0- 0	HOME	0- 2	2- 1	0- 1				
2- 0	0- 0	0- 0	AWAY	0- 0	2- 0	2- 0				
0- 2	0- 0	0- 0	NEUTRAL	0- 0	0- 2	0- 2				
7- 3	0- 0	0- 0	CONFERENCE	0- 2	7- 1	4- 0				
3- 2	0- 0	0- 0	HOME	0- 1	3- 1	1- 0				
4- 1	0- 0	0- 0	AWAY	0- 1	4- 0	3- 0				
0- 0	0- 0	0- 0	NEUTRAL	0- 0	0- 0	0- 0				

RPI 1-25				RPI 26-50				RPI 51-100				RPI 101+ Team's RPI: 198			
RPI	S	Opponent	Score	RPI	S	Opponent	Score	RPI	S	Opponent	Score	RPI	S	Opponent	Score
								54	H	Wyoming	51 66	104	H	UNLV	69 60
								71	A	New Mexico	83 100	144	H	Washington	85 62
								79	H	Washington St.	53 61	147	H	Saint Francis (PA)	87 59
								87	H	Saint Mary's (CA)	72 74	149	A	Colorado St.	62 58
												164	H	Nevada	68 72
												191	H	Fresno St.	75 66
												205	N	San Diego	52 72
												206	A	Eastern Wash.	61 57
												235	A	San Diego St.	86 70
												247	H	CSU Bakersfield	59 65
												249	A	San Jose St.	112 80
												295	A	Utah St.	64 42
												300	A	Portland	73 47
												321	H	Air Force	49 46
												327	N	Northern Ari z.	60 62

LAST 12 Division I GAMES:															
				321	H	Air Force	49 46	54	H	Wyoming	51 66				
				249	A	San Jose St.	112 80	71	A	New Mexico	83 100				
				164	H	Nevada	68 72	104	H	UNLV	69 60				
				295	A	Utah St.	64 42	149	A	Colorado St.	62 58				
				235	A	San Diego St.	86 70	147	H	Saint Francis (PA)	87 59				
				191	H	Fresno St.	75 66	247	H	CSU Bakersfield	59 65				

Non-Div I Games: Corban 94 50 Northwest Chrst. 83 51

Boi se St.

Average RPI	Win: 147	WON-LOST	WINNING	LAST 10	STRENGTH OF	OPP. STRENGTH	TEAM	ADJ.	CONF.	ADJ CONF.
Average RPI	Loss: 99	RECORD	PCT. RANK	GAMES	SCHEDULE	OF SCHEDULE	RPI	RPI	RPI	RPI
DIV. I ONLY	6- 15	282	1- 9	32	58	181	181	1	1	
DIV. I NON-CONF.	5- 8	220	1- 3	113	168	210	210	1	1	

TOTALS	RPI 1-25	RPI 26-50	W-L RECORDS	RPI 51-100	RPI 101-999	RPI 201+				
6- 15	0- 3	1- 1	OVERALL	2- 5	3- 6	2- 1				
5- 6	0- 1	1- 1	HOME	2- 3	2- 1	1- 1				
1- 9	0- 2	0- 0	AWAY	0- 2	1- 4	1- 0				
0- 0	0- 0	0- 0	NEUTRAL	0- 0	0- 0	0- 0				
5- 8	0- 0	1- 0	NON-CONFERENCE	1- 3	3- 5	2- 1				
4- 3	0- 0	1- 0	HOME	1- 2	2- 1	1- 1				
1- 5	0- 0	0- 0	AWAY	0- 1	1- 4	1- 0				
0- 0	0- 0	0- 0	NEUTRAL	0- 0	0- 0	0- 0				
1- 7	0- 3	0- 1	CONFERENCE	1- 2	0- 1	0- 0				
1- 3	0- 1	0- 1	HOME	1- 1	0- 0	0- 0				
0- 4	0- 2	0- 0	AWAY	0- 1	0- 1	0- 0				
0- 0	0- 0	0- 0	NEUTRAL	0- 0	0- 0	0- 0				

RPI 1-25				RPI 26-50				RPI 51-100				RPI 101+				Team's RPI: 181
RPI	S	Opponent	Score	RPI	S	Opponent	Score	RPI	S	Opponent	Score	RPI	S	Opponent	Score	
1	A	Notre Dame	60 89	28	H	Virginia	57 68	52	A	Minnesota	68 78	107	A	Dartmouth	57 68	
15	A	Duke	50 75	49	H	Houston	79 74	59	H	Miami (FL)	43 65	118	A	Clemson	61 65	
25	H	Syracuse	57 75					65	H	Fordham	55 52	180	H	New Hampshire	64 55	
								75	A	Virginia Tech	58 89	184	A	Providence	55 63	
								82	H	Maine	40 61	193	A	Boston U.	57 61	
								86	H	North Carolina	77 64	195	A	Columbia	60 68	
								94	H	Seton Hall	53 73	223	A	Holy Cross	70 61	
												261	H	Fairfield	58 66	
												276	H	Bryant	65 42	

LAST 12 Division I GAMES:																
25	H	Syracuse	57 75	86	H	North Carolina	77 64									
15	A	Duke	50 75	75	A	Virginia Tech	58 89									
59	H	Miami (FL)	43 65	82	H	Maine	40 61									
118	A	Clemson	61 65	184	A	Providence	55 63									
1	A	Notre Dame	60 89	180	H	New Hampshire	64 55									
28	H	Virginia	57 68	94	H	Seton Hall	53 73									

Non-Div I Games:

Boston College

Average RPI Win: 215		WON-LOST RECORD	WINNING PCT. RANK	LAST 10 GAMES	STRENGTH OF SCHEDULE	OPP. STRENGTH OF SCHEDULE	TEAM RPI	ADJ. RPI	CONF. RPI	ADJ. CONF. RPI
Average RPI Loss: 137										
DIV. I ONLY		8- 12	229	3- 7	132	208	193	193	15	15
DIV. I NON-CONF.		5- 5	170	0- 2	127	204	129	129	18	18
TOTALS		RPI 1-25	RPI 26-50	W-L RECORDS		RPI 51-100	RPI 101-999	RPI 201+		
8- 12	0- 0		0- 1	OVERALL		0- 3	8- 8	4- 2		
3- 6	0- 0		0- 1	HOME		0- 1	3- 4	1- 2		
5- 6	0- 0		0- 0	AWAY		0- 2	5- 4	3- 0		
0- 0	0- 0		0- 0	NEUTRAL		0- 0	0- 0	0- 0		
5- 5	0- 0		0- 1	NON-CONFERENCE		0- 1	5- 3	2- 0		
2- 2	0- 0		0- 1	HOME		0- 0	2- 1	0- 0		
3- 3	0- 0		0- 0	AWAY		0- 1	3- 2	2- 0		
0- 0	0- 0		0- 0	NEUTRAL		0- 0	0- 0	0- 0		
3- 7	0- 0		0- 0	CONFERENCE		0- 2	3- 5	2- 2		
1- 4	0- 0		0- 0	HOME		0- 1	1- 3	1- 2		
2- 3	0- 0		0- 0	AWAY		0- 1	2- 2	1- 0		
0- 0	0- 0		0- 0	NEUTRAL		0- 0	0- 0	0- 0		

RPI 1-25				RPI 26-50				RPI 51-100				RPI 101+				Team's RPI: 193	
RPI	S	Opponent	Score	RPI	S	Opponent	Score	RPI	S	Opponent	Score	RPI	S	Opponent	Score		
				50	H	UCF	32 47	68	A	Harvard	70 80	101	A	Brown	68 92		
								72	A	Ameri can	50 66	119	A	Del aware	85 79		
								84	H	Navy	59 64	145	A	Bucknel I	57 67		
												145	H	Bucknel I	58 63		
												153	H	Northeastern	74 73		
												171	H	Marist	52 80		
												173	A	Lehigh	58 74		
												180	A	New Hampshire	57 72		
												181	H	Boston College	61 57		
												189	A	Army West Point	60 59		
												223	H	Holy Cross	57 60		
												237	H	Lafayette	45 47		
												239	H	Loyol a Maryl and	75 56		
												270	A	Col gate	62 49		
												276	A	Bryant	78 61		
												292	A	Vermont	57 41		
LAST 12 Division I GAMES:																	
				145	A	Bucknel I	57 67	173	A	Lehi gh	58 74						
				237	H	Lafayette	45 47	239	H	Loyol a Maryl and	75 56						
				84	H	Navy	59 64	145	H	Bucknel I	58 63						
				72	A	Ameri can	50 66	189	A	Army West Point	60 59						
				223	H	Holy Cross	57 60	101	A	Brown	68 92						
				270	A	Col gate	62 49	50	H	UCF	32 47						

Non-Div I Games:

Boston U.

Average RPI Win:	217	WON-LOST	WINNING	LAST 10	STRENGTH OF	OPP. STRENGTH	TEAM	ADJ.	CONF.	ADJ CONF.
Average RPI Loss:	104	RECORD	PCT. RANK	GAMES	SCHEDULE	OF SCHEDULE	RPI	RPI	RPI	RPI
DIV. I ONLY	9- 10	194	2- 8	84	155	142	142	7	7	
DIV. I NON-CONF.	7- 3	74	0- 2	179	332	101	101	8	8	

TOTALS	RPI 1-25	RPI 26-50	W-L RECORDS	RPI 51-100	RPI 101-999	RPI 201+				
9- 10	0- 0	0- 4	OVERALL	0- 3	9- 3	5- 2				
4- 5	0- 0	0- 1	HOME	0- 2	4- 2	2- 2				
3- 5	0- 0	0- 3	AWAY	0- 1	3- 1	2- 0				
2- 0	0- 0	0- 0	NEUTRAL	0- 0	2- 0	1- 0				
7- 3	0- 0	0- 1	NON-CONFERENCE	0- 0	7- 2	4- 1				
3- 1	0- 0	0- 0	HOME	0- 0	3- 1	2- 1				
2- 2	0- 0	0- 1	AWAY	0- 0	2- 1	1- 0				
2- 0	0- 0	0- 0	NEUTRAL	0- 0	2- 0	1- 0				
2- 7	0- 0	0- 3	CONFERENCE	0- 3	2- 1	1- 1				
1- 4	0- 0	0- 1	HOME	0- 2	1- 1	0- 1				
1- 3	0- 0	0- 2	AWAY	0- 1	1- 0	1- 0				
0- 0	0- 0	0- 0	NEUTRAL	0- 0	0- 0	0- 0				

RPI 1-25				RPI 26-50				RPI 51-100				RPI 101+ Team's RPI: 142			
RPI	S	Opponent	Score	RPI	S	Opponent	Score	RPI	S	Opponent	Score	RPI	S	Opponent	Score
				32	A	Bal l St.	41 82	61	H	Toledo	67 77	123	H	Kent St.	60 50
				32	H	Bal l St.	73 84	78	H	Ohio	63 70	157	A	Robert Morris	64 62
				36	A	Central Mi ch.	54 90	98	A	Western Mi ch.	58 67	166	A	Cinci nnati	51 75
				40	A	South Dakota St.	44 76					185	N	Fla. Atlantic	66 55
												194	H	Xavi er	63 53
												202	N	Norfol k St.	59 50
												207	H	Eastern Mi ch.	52 54
												219	A	Akron	66 64
												286	H	Val parai so	90 77
												290	A	Detroi t Mercy	85 81
												291	H	Can i si us	57 71
												293	H	Eastern Ky.	77 60
LAST 12 Division I GAMES:															
				61	H	Toledo	67 77	32	H	Bal l St.	73 84				
				32	A	Bal l St.	41 82	207	H	Eastern Mi ch.	52 54				
				78	H	Ohio	63 70	98	A	Western Mi ch.	58 67				
				123	H	Kent St.	60 50	166	A	Cinci nnati	51 75				
				219	A	Akron	66 64	40	A	South Dakota St.	44 76				
				36	A	Central Mi ch.	54 90	194	H	Xavi er	63 53				

Non-Div I Games: Ferris St. 82 73

Bowling Green

■ Loss,
 ■ Non-Conf,
 ■ S Site,
 ■ Home
 ■ A Away
 N Neutral

Bradley

Bradley				Through Games Of Jan. 29, 2018							
Average RPI	Win:	278	WON-LOST	WINNING	LAST 10	STRENGTH OF	OPP. STRENGTH	TEAM	ADJ.	CONF.	ADJ CONF.
Average RPI	Loss:	143	RECORD	PCT. RANK	GAMES	SCHEDULE	OF SCHEDULE	RPI	RPI	RPI	RPI
DIV. I ONLY			9- 10	194	5- 5	286	248	236	236	24	24
DIV. I NON-CONF.			5- 5	170	1- 2	249	259	199	199	22	22

TOTALS		RPI 1-25		RPI 26-50		W-L RECORDS		RPI 51-100		RPI 101-999	RPI 201+
9- 10		0- 1		0- 0		OVERALL		0- 1		9- 8	8- 1
3- 5		0- 0		0- 0		HOME		0- 1		3- 4	2- 0
5- 5		0- 1		0- 0		AWAY		0- 0		5- 4	5- 1
1- 0		0- 0		0- 0		NEUTRAL		0- 0		1- 0	1- 0
5- 5		0- 1		0- 0		NON-CONFERENCE		0- 0		5- 4	4- 0
3- 1		0- 0		0- 0		HOME		0- 0		3- 1	2- 0
1- 4		0- 1		0- 0		AWAY		0- 0		1- 3	1- 0
1- 0		0- 0		0- 0		NEUTRAL		0- 0		1- 0	1- 0
4- 5		0- 0		0- 0		CONFERENCE		0- 1		4- 4	4- 1
0- 4		0- 0		0- 0		HOME		0- 1		0- 3	0- 0
4- 1		0- 0		0- 0		AWAY		0- 0		4- 1	4- 1
0- 0		0- 0		0- 0		NEUTRAL		0- 0		0- 0	0- 0

RPI 1-25				RPI 26-50				RPI 51-100				RPI 101+ Team's RPI: 236			
RPI	S	Opponent	Score	RPI	S	Opponent	Score	RPI	S	Opponent	Score	RPI	S	Opponent	Score
13	A	Green Bay	40 72					97	H	Drake	75 84	116	H	Western Ill.	87 80
												126	H	Missouri St.	65 71
												132	H	Cleveland St.	65 67
												137	H	UNI	40 51
												139	A	Northern Ill.	52 76
												141	H	Southern Ill.	62 63
												192	A	Illinois	62 74
												200	A	Southeast Mo. St.	53 57
												233	H	Omaha	69 56
												256	A	Indiana St.	50 65
												268	A	Illinois St.	62 42
												281	N	Nicholls St.	75 65
												286	A	Valparaiso	88 69
												308	A	Loyola Chicago	59 57
												317	H	Ill.-Chicago	58 48
												344	A	Eastern Ill.	67 52
												347	A	Evansville	117 59

LAST 12 Division I GAMES:															
				97	H	Drake	75 84	286	A	Valparaiso	88 69				
				137	H	UNI	40 51	308	A	Loyola Chicago	59 57				
				347	A	Evansville	117 59	268	A	Illinois St.	62 42				
				256	A	Indiana St.	50 65	116	H	Western Ill.	87 80				
				126	H	Missouri St.	65 71	132	H	Cleveland St.	65 67				
				141	H	Southern Ill.	62 63	13	A	Green Bay	40 72				

Non-Div I Games: Lincoln (MO) 88 44

Bradley

Average RPI	Win:	226	WON-LOST	WINNING	LAST 10	STRENGTH OF	OPP. STRENGTH	TEAM	ADJ.	CONF.	ADJ CONF.
Average RPI	Loss:	82	RECORD	PCT. RANK	GAMES	SCHEDULE	OF SCHEDULE	RPI	RPI	RPI	RPI
DIV. I ONLY		12- 4		50	6- 3	284	114	101	101	9	9
DIV. I NON-CONF.		11- 1		13	7- 0	327	148	104	104	9	9

TOTALS	RPI 1-25		RPI 26-50		W-L RECORDS	RPI 51-100		RPI 101-999		RPI 201+	
12- 4	0- 0		0- 1		OVERALL	0- 1		12- 2		8- 0	
5- 1	0- 0		0- 1		HOME	0- 0		5- 0		3- 0	
5- 3	0- 0		0- 0		AWAY	0- 1		5- 2		3- 0	
2- 0	0- 0		0- 0		NEUTRAL	0- 0		2- 0		2- 0	
11- 1	0- 0		0- 1		NON-CONFERENCE	0- 0		11- 0		8- 0	
4- 1	0- 0		0- 1		HOME	0- 0		4- 0		3- 0	
5- 0	0- 0		0- 0		AWAY	0- 0		5- 0		3- 0	
2- 0	0- 0		0- 0		NEUTRAL	0- 0		2- 0		2- 0	
1- 3	0- 0		0- 0		CONFERENCE	0- 1		1- 2		0- 0	
1- 0	0- 0		0- 0		HOME	0- 0		1- 0		0- 0	
0- 3	0- 0		0- 0		AWAY	0- 1		0- 2		0- 0	
0- 0	0- 0		0- 0		NEUTRAL	0- 0		0- 0		0- 0	

RPI 1-25				RPI 26-50				RPI 51-100				RPI 101+				Team's RPI: 101	
RPI	S	Opponent	Score	RPI	S	Opponent	Score	RPI	S	Opponent	Score	RPI	S	Opponent	Score		
				33	H	Cal i forni a	79 89										

Non-Di v I Games: Johnson & Wales (RI) 100 79

Brown

Average RPI Win: 284
Average RPI Loss: 168

WON-LOST
RECORD

WINNING
PCT. RANK

LAST 10
GAMES

STRENGTH OF
SCHEDULE

OPP. STRENGTH
OF SCHEDULE

TEAM
RPI

ADJ.
RPI

CONF.
RPI

ADJ CONF.
RPI

DIV. I ONLY	6- 14	276	5- 5	219	312	276	276	29	29
DIV. I NON-CONF.	1- 10	327	0- 3	138	272	300	300	29	29

TOTALS	RPI 1-25	RPI 26-50	W-L RECORDS	RPI 51-100	RPI 101-999	RPI 201+			
6- 14	0- 0	0- 0	OVERALL	0- 2	6- 12	6- 3			
3- 6	0- 0	0- 0	HOME	0- 0	3- 6	3- 2			
2- 7	0- 0	0- 0	AWAY	0- 2	2- 5	2- 1			
1- 1	0- 0	0- 0	NEUTRAL	0- 0	1- 1	1- 0			
1- 10	0- 0	0- 0	NON-CONFERENCE	0- 2	1- 8	1- 1			
0- 4	0- 0	0- 0	HOME	0- 0	0- 4	0- 0			
0- 5	0- 0	0- 0	AWAY	0- 2	0- 3	0- 1			
1- 1	0- 0	0- 0	NEUTRAL	0- 0	1- 1	1- 0			
5- 4	0- 0	0- 0	CONFERENCE	0- 0	5- 4	5- 2			
3- 2	0- 0	0- 0	HOME	0- 0	3- 2	3- 2			
2- 2	0- 0	0- 0	AWAY	0- 0	2- 2	2- 0			
0- 0	0- 0	0- 0	NEUTRAL	0- 0	0- 0	0- 0			

RPI 1-25				RPI 26-50				RPI 51-100				RPI 101+				Team's RPI: 276
RPI	S	Opponent	Score	RPI	S	Opponent	Score	RPI	S	Opponent	Score	RPI	S	Opponent	Score	
								82	A	Maine	68 70	101	A	Brown	62 85	
								90	A	James Madison	36 67	101	N	Brown	60 72	
												147	A	Saint Francis (PA)	69 87	
												155	H	Hartford	47 59	
												157	A	Robert Morris	49 72	
												160	H	Binghamton	47 55	
												180	H	New Hampshire	65 74	
												181	A	Boston College	42 65	
												193	H	Boston U.	61 78	
												223	A	Holy Cross	57 59	
												257	A	Sacred Heart	81 73	
												260	H	Mt. St. Mary's	63 68	
												263	A	Fairleigh Dickinson	65 48	
												274	H	LIU Brooklyn	75 56	
												275	H	St. Francis Brooklyn	73 63	
												309	H	Central Conn. St.	66 50	
												325	H	Wagner	66 75	
												328	N	Rhode Island	58 52	

LAST 12 Division I GAMES:																
				147	A	Saint Francis (PA)	69 87	309	H	Central Conn. St.	66 50					
				157	A	Robert Morris	49 72	260	H	Mt. St. Mary's	63 68					
				275	H	St. Francis Brooklyn	73 63	325	H	Wagner	66 75					
				274	H	LIU Brooklyn	75 56	90	A	James Madison	36 67					
				257	A	Sacred Heart	81 73	155	H	Hartford	47 59					
				263	A	Fairleigh Dickinson	65 48	160	H	Binghamton	47 55					

Non-Div I Games:

Bryant

Loss, Non-Conf, S Site, H Home A Away N Neutral

Average RPI Win:	224	WON-LOST	WINNING	LAST 10	STRENGTH OF	OPP. STRENGTH	TEAM	ADJ.	CONF.	ADJ CONF.
Average RPI Loss:	142	RECORD	PCT. RANK	GAMES	SCHEDULE	OF SCHEDULE	RPI	RPI	RPI	RPI
DIV. I ONLY	13- 8	107	7- 3	234	170	145	145	15	15	
DIV. I NON-CONF.	6- 5	153	0- 2	286	166	198	198	18	18	

TOTALS	RPI 1-25	RPI 26-50	W-L RECORDS	RPI 51-100	RPI 101-999	RPI 201+				
13- 8	0- 0	0- 1	OVERALL	1- 2	12- 5	8- 2				
8- 3	0- 0	0- 0	HOME	1- 0	7- 3	4- 2				
5- 5	0- 0	0- 1	AWAY	0- 2	5- 2	4- 0				
0- 0	0- 0	0- 0	NEUTRAL	0- 0	0- 0	0- 0				
6- 5	0- 0	0- 1	NON-CONFERENCE	0- 1	6- 3	5- 1				
3- 2	0- 0	0- 0	HOME	0- 0	3- 2	2- 1				
3- 3	0- 0	0- 1	AWAY	0- 1	3- 1	3- 0				
0- 0	0- 0	0- 0	NEUTRAL	0- 0	0- 0	0- 0				
7- 3	0- 0	0- 0	CONFERENCE	1- 1	6- 2	3- 1				
5- 1	0- 0	0- 0	HOME	1- 0	4- 1	2- 1				
2- 2	0- 0	0- 0	AWAY	0- 1	2- 1	1- 0				
0- 0	0- 0	0- 0	NEUTRAL	0- 0	0- 0	0- 0				

RPI	S	Opponent	Score	RPI	S	Opponent	Score	RPI	S	Opponent	Score	RPI	S	Opponent	Score
42	A	Drexel	54 63	65	A	Fordham	62 71	154	H	Saint Joseph's	53 77	160	H	Binghamton	64 59
				72	A	American	58 68	162	A	Pittsburgh	39 57	173	A	Lehigh	62 66
				84	H	Navy	47 39	189	H	Army West Point	60 36	193	A	Boston U.	63 58
								193	H	Boston U.	67 57	219	H	Akron	63 52
								223	A	Holy Cross	71 47	229	H	St. Bonaventure	48 59
								237	H	Lafayette	83 53	239	H	Loyola Maryland	65 68
								241	A	Youngstown St.	66 60	265	A	Rider	76 71
								270	H	Colgate	77 57	291	H	Canisius	76 57
								342	A	Iona	60 53				
LAST 12 Division I GAMES:															
193	H	Boston U.	67 57	237	H	Lafayette	83 53								
84	H	Navy	47 39	189	H	Army West Point	60 36								
223	A	Holy Cross	71 47	193	A	Boston U.	63 58								
239	H	Loyola Maryland	65 68	72	A	American	58 68								
270	H	Colgate	77 57	162	A	Pittsburgh	39 57								
173	A	Lehigh	62 66	65	A	Fordham	62 71								

Non-Div I Games:

Bucknell

Average RPI Win:	142	WON-LOST	WINNING	LAST 10	STRENGTH OF	OPP. STRENGTH	TEAM	ADJ.	CONF.	ADJ CONF.
Average RPI Loss:	127	RECORD	PCT. RANK	GAMES	SCHEDULE	OF SCHEDULE	RPI	RPI	RPI	RPI
DIV. I ONLY	16- 3	18	8- 2	119	61	23	23	7	7	
DIV. I NON-CONF.	9- 2	34	3- 1	193	49	41	41	8	8	
TOTALS	RPI 1-25	RPI 26-50	W-L RECORDS	RPI 51-100	RPI 101-999	RPI 201+				
16- 3	0- 0	2- 1	OVERALL	4- 0	10- 2	5- 1				
7- 0	0- 0	0- 0	HOME	2- 0	5- 0	3- 0				
6- 3	0- 0	1- 1	AWAY	2- 0	3- 2	2- 1				
3- 0	0- 0	1- 0	NEUTRAL	0- 0	2- 0	0- 0				
9- 2	0- 0	1- 1	NON-CONFERENCE	1- 0	7- 1	3- 1				
3- 0	0- 0	0- 0	HOME	0- 0	3- 0	2- 0				
3- 2	0- 0	0- 1	AWAY	1- 0	2- 1	1- 1				
3- 0	0- 0	1- 0	NEUTRAL	0- 0	2- 0	0- 0				
7- 1	0- 0	1- 0	CONFERENCE	3- 0	3- 1	2- 0				
4- 0	0- 0	0- 0	HOME	2- 0	2- 0	1- 0				
3- 1	0- 0	1- 0	AWAY	1- 0	1- 1	1- 0				
0- 0	0- 0	0- 0	NEUTRAL	0- 0	0- 0	0- 0				

RPI 1-25				Team's RPI: 23			
RPI	S	Opponent	Score				
29	A	Arizona St.	57 76				
32	A	Ball St.	84 80				
47	N	Nebraska	82 72				

RPI 26-50			
RPI	S	Opponent	Score
29	A	Arizona St.	57 76
32	A	Ball St.	84 80
47	N	Nebraska	82 72

RPI 51-100			
RPI	S	Opponent	Score
56	A	St. John's (NY)	73 72
61	H	Toledo	87 69
78	A	Ohio	67 63
98	H	Western Mich.	71 49

RPI 101+			
RPI	S	Opponent	Score
104	N	UNLV	80 53
110	H	Miami (OH)	72 67
118	N	Clemson	61 41
119	H	Delaware	87 73
139	A	Northern Ill.	84 86
195	A	Columbia	65 63
207	H	Eastern Mich.	97 92
213	A	Niagara	62 75
219	A	Akron	89 66
229	A	St. Bonaventure	76 59
291	H	Canisius	73 47
311	H	UMES	76 41

LAST 12 Division I GAMES:			
207	H	Eastern Mich.	97 92
61	H	Toledo	87 69
78	A	Ohio	67 63
32	A	Ball St.	84 80
110	H	Miami (OH)	72 67
139	A	Northern Ill.	84 86
98	H	Western Mich.	71 49
219	A	Akron	89 66
56	A	St. John's (NY)	73 72
213	A	Niagara	62 75
229	A	St. Bonaventure	76 59
195	A	Columbia	65 63

Non-Div I Games:

Buffalo

Average RPI Win: **181**
 Average RPI Loss: **59**

WON-LOST
RECORD

WINNING
PCT. RANK

LAST 10
GAMES

STRENGTH OF
SCHEDULE

OPP. STRENGTH
OF SCHEDULE

TEAM
RPI

ADJ.
RPI

CONF.
RPI

ADJ CONF.
RPI

DIV. I ONLY	13- 10	137	5- 5	60	69	89	89	6	6
DIV. I NON-CONF.	8- 4	87	1- 0	114	185	71	71	5	5
TOTALS	RPI 1-25	RPI 26-50	W-L RECORDS	RPI 51-100	RPI 101-999	RPI 201+			
13- 10	1- 2	1- 5	OVERALL	2- 1	9- 2	6- 0			
7- 4	0- 1	1- 0	HOME	1- 1	5- 2	3- 0			
5- 4	1- 1	0- 3	AWAY	0- 0	4- 0	3- 0			
1- 2	0- 0	0- 2	NEUTRAL	1- 0	0- 0	0- 0			
8- 4	0- 0	0- 4	NON-CONFERENCE	1- 0	7- 0	6- 0			
4- 0	0- 0	0- 0	HOME	0- 0	4- 0	3- 0			
3- 2	0- 0	0- 2	AWAY	0- 0	3- 0	3- 0			
1- 2	0- 0	0- 2	NEUTRAL	1- 0	0- 0	0- 0			
5- 6	1- 2	1- 1	CONFERENCE	1- 1	2- 2	0- 0			
3- 4	0- 1	1- 0	HOME	1- 1	1- 2	0- 0			
2- 2	1- 1	0- 1	AWAY	0- 0	1- 0	0- 0			
0- 0	0- 0	0- 0	NEUTRAL	0- 0	0- 0	0- 0			

RPI	S	Opponent	Score	RPI	S	Opponent	Score	RPI	S	Opponent	Score	RPI	S	Opponent	Score
20	A	Marquette	67 69	26	A	DePaul	65 87	56	H	St. John's (NY)	55 73	125	A	Georgetown	66 57
21	A	Villanova	76 53	31	A	South Fla.	55 71	75	N	Virginia Tech	79 77	125	H	Georgetown	52 63
21	H	Villanova	67 69	32	A	Bal I St.	75 87	94	H	Seton Hall	66 48	178	H	Wisconsin	69 62
				39	N	West Virginia	68 75					184	H	Providence	68 57
				42	N	Drexel	62 76					194	H	Xavier	62 69
				44	H	Creighton	59 53					244	H	Austin Peay	75 54
LAST 12 Division I GAMES:															
21	H	Villanova	67 69	56	H	St. John's (NY)	55 73	125	A	Georgetown	66 57	253	H	Lipscomb	70 58
125	H	Georgetown	52 63	94	H	Seton Hall	66 48	21	A	Villanova	76 53	256	A	Indiana St.	60 51
184	H	Providence	68 57	256	A	Indiana St.	60 51	194	H	Xavier	62 69	268	A	Illinois St.	56 45
44	H	Creighton	59 53					20	A	Marquette	67 69	297	A	Murray St.	88 59
26	A	DePaul	65 87									308	H	Loyola Chicago	64 52

Non-Div I Games:

Butler

Average RPI Win:	277	WON-LOST	WINNING	LAST 10	STRENGTH OF	OPP. STRENGTH	TEAM	ADJ.	CONF.	ADJ CONF.
Average RPI Loss:	178	RECORD	PCT. RANK	GAMES	SCHEDULE	OF SCHEDULE	RPI	RPI	RPI	RPI
DIV. I ONLY	8- 10	211	6- 4	313	252	247	247	30	30	
DIV. I NON-CONF.	4- 8	239	2- 3	267	199	244	244	31	31	

TOTALS	RPI 1-25	RPI 26-50	W-L RECORDS	RPI 51-100	RPI 101-999	RPI 201+				
8- 10	0- 0	0- 1	OVERALL	0- 1	8- 8	7- 5				
5- 2	0- 0	0- 0	HOME	0- 0	5- 2	5- 1				
3- 8	0- 0	0- 1	AWAY	0- 1	3- 6	2- 4				
0- 0	0- 0	0- 0	NEUTRAL	0- 0	0- 0	0- 0				
4- 8	0- 0	0- 1	NON-CONFERENCE	0- 1	4- 6	3- 3				
2- 1	0- 0	0- 0	HOME	0- 0	2- 1	2- 0				
2- 7	0- 0	0- 1	AWAY	0- 1	2- 5	1- 3				
0- 0	0- 0	0- 0	NEUTRAL	0- 0	0- 0	0- 0				
4- 2	0- 0	0- 0	CONFERENCE	0- 0	4- 2	4- 2				
3- 1	0- 0	0- 0	HOME	0- 0	3- 1	3- 1				
1- 1	0- 0	0- 0	AWAY	0- 0	1- 1	1- 1				
0- 0	0- 0	0- 0	NEUTRAL	0- 0	0- 0	0- 0				

RPI 1-25	RPI 26-50	RPI 51-100	RPI 101+	Team's RPI: 247
RPI S Opponent Score	RPI S Opponent Score	RPI S Opponent Score	RPI S Opponent Score	
	27 A Stanford 34 57	74 A South Dakota 50 66	117 A UTEP 56 67	
			170 A Cal Poly 57 59	
			176 H UC Irvine 59 72	
			198 A Boise St. 65 59	
			214 H Seattle U 75 68	
			220 A SMU 29 41	
			233 H Omaha 52 43	
			243 A UC Riverside 65 68	
			249 A San Jose St. 57 67	
			250 A New Mexico St. 48 56	
			252 H UMKC 58 60	
			299 H Cal St. Fullerton 55 43	
			304 H Utah Valley 63 58	
			307 A Southern Utah 46 45	
			318 A UTRGV 67 64	
			339 H Chicago St. 63 49	
LAST 12 Division I GAMES:				
	214 H Seattle U 75 68	176 H UC Irvine 59 72		
	339 H Chicago St. 63 49	170 A Cal Poly 57 59		
	252 H UMKC 58 60	198 A Boise St. 65 59		
	250 A New Mexico St. 48 56	233 H Omaha 52 43		
	318 A UTRGV 67 64	74 A South Dakota 50 66		
	304 H Utah Valley 63 58	243 A UC Riverside 65 68		

Non-Div I Games: Fresno Pacific 74 63 Whittier 72 35

Average RPI Win:	250	WON-LOST	WINNING	LAST 10	STRENGTH OF	OPP. STRENGTH	TEAM	ADJ.	CONF.	ADJ CONF.
Average RPI Loss:	160	RECORD	PCT. RANK	GAMES	SCHEDULE	OF SCHEDULE	RPI	RPI	RPI	RPI
DIV. I ONLY	10- 10	170	5- 4	236	240	217	217	21	21	
DIV. I NON-CONF.	6- 7	184	3- 1	199	254	217	217	20	20	
<hr/>										
TOTALS	RPI 1-25	RPI 26-50	W-L RECORDS	RPI 51-100	RPI 101-999	RPI 201+				
10- 10	0- 1	0- 0	OVERALL	0- 0	10- 9	8- 2				
6- 4	0- 0	0- 0	HOME	0- 0	6- 4	5- 1				
4- 5	0- 1	0- 0	AWAY	0- 0	4- 4	3- 1				
0- 1	0- 0	0- 0	NEUTRAL	0- 0	0- 1	0- 0				
6- 7	0- 1	0- 0	NON-CONFERENCE	0- 0	6- 6	4- 2				
4- 3	0- 0	0- 0	HOME	0- 0	4- 3	3- 1				
2- 3	0- 1	0- 0	AWAY	0- 0	2- 2	1- 1				
0- 1	0- 0	0- 0	NEUTRAL	0- 0	0- 1	0- 0				
4- 3	0- 0	0- 0	CONFERENCE	0- 0	4- 3	4- 0				
2- 1	0- 0	0- 0	HOME	0- 0	2- 1	2- 0				
2- 2	0- 0	0- 0	AWAY	0- 0	2- 2	2- 0				
0- 0	0- 0	0- 0	NEUTRAL	0- 0	0- 0	0- 0				

RPI 1-25				RPI 26-50				RPI 51-100				RPI 101+				Team's RPI: 217
RPI	S	Opponent	Score	RPI	S	Opponent	Score	RPI	S	Opponent	Score	RPI	S	Opponent	Score	
4	A	Oregon	43 91									106	N	Milwaukee	50 58	
												131	H	Weber St.	61 64	
												150	A	Loyola Marymount	75 68	
												161	H	Idaho	75 80	
												170	A	Cal Poly	71 84	
												176	A	UC Irvine	47 56	
												182	A	New Orleans	73 76	
												191	H	Fresno St.	85 72	
												197	H	UC Santa Barbara	73 74	
												214	H	Seattle U	67 62	
												233	H	Omaha	60 68	
												235	A	San Diego St.	55 58	
												243	H	UC Riverside	60 55	
												246	A	Hawaii	70 58	
												249	A	San Jose St.	76 59	
												277	H	Arizona	66 63	
												299	A	Cal St. Fullerton	70 68	
												299	H	Cal St. Fullerton	65 41	
												327	H	Northern Ariz.	78 69	
<hr/>																
LAST 12 Division I GAMES:																
				176	A	UC Irvine	47 56	299	A	Cal St. Fullerton	70 68					
				246	A	Hawaii	70 58	214	H	Seattle U	67 62					
				243	H	UC Riverside	60 55	233	H	Omaha	60 68					
				299	H	Cal St. Fullerton	65 41	327	H	Northern Ariz.	78 69					
				170	A	Cal Poly	71 84	150	A	Loyola Marymount	75 68					
				197	H	UC Santa Barbara	73 74	249	A	San Jose St.	76 59					

Non-Div I Games: Biola 68 51

CSUN

Average RPI Win:	254	WON-LOST	WINNING	LAST 10	STRENGTH OF	OPP. STRENGTH	TEAM	ADJ.	CONF.	ADJ CONF.
Average RPI Loss:	153	RECORD	PCT. RANK	GAMES	SCHEDULE	OF SCHEDULE	RPI	RPI	RPI	RPI
DIV. I ONLY	10- 8	139	7- 3	239	295	170	170	21	21	
DIV. I NON-CONF.	5- 6	187	2- 3	220	321	204	204	20	20	

TOTALS	RPI 1-25	RPI 26-50	W-L RECORDS	RPI 51-100	RPI 101-999	RPI 201+				
10- 8	0- 0	0- 0	OVERALL	0- 3	10- 5	8- 2				
5- 2	0- 0	0- 0	HOME	0- 1	5- 1	3- 0				
5- 6	0- 0	0- 0	AWAY	0- 2	5- 4	5- 2				
0- 0	0- 0	0- 0	NEUTRAL	0- 0	0- 0	0- 0				
5- 6	0- 0	0- 0	NON-CONFERENCE	0- 2	5- 4	4- 2				
3- 1	0- 0	0- 0	HOME	0- 0	3- 1	2- 0				
2- 5	0- 0	0- 0	AWAY	0- 2	2- 3	2- 2				
0- 0	0- 0	0- 0	NEUTRAL	0- 0	0- 0	0- 0				
5- 2	0- 0	0- 0	CONFERENCE	0- 1	5- 1	4- 0				
2- 1	0- 0	0- 0	HOME	0- 1	2- 0	1- 0				
3- 1	0- 0	0- 0	AWAY	0- 0	3- 1	3- 0				
0- 0	0- 0	0- 0	NEUTRAL	0- 0	0- 0	0- 0				

RPI 1-25				RPI 26-50				RPI 51-100				RPI 101+ Team's RPI: 170			
RPI	S	Opponent	Score	RPI	S	Opponent	Score	RPI	S	Opponent	Score	RPI	S	Opponent	Score
								52	A	Minnesota	68 112	157	H	Robert Morris	50 66
								60	H	UC Davis	76 80	163	A	San Francisco	71 83
								87	A	Saint Mary's (CA)	64 82	163	H	San Francisco	88 83
												176	H	UC Irvine	79 76
												197	A	UC Santa Barbara	68 73
												206	A	Eastern Wash.	72 75
												217	H	CSUN	84 71
												243	A	UC Riverside	87 82
												247	H	CSU Bakersfield	59 57
												264	H	Grand Canyon	75 69
												266	A	North Dakota St.	73 69
												299	A	Cal St. Fullerton	72 63
												304	A	Utah Valley	70 89
												327	A	Northern Ariz.	89 73
												336	A	Long Beach St.	75 64
LAST 12 Division I GAMES:															
299	A	Cal St. Fullerton	72 63	243	A	UC Riverside	87 82								
336	A	Long Beach St.	75 64	247	H	CSU Bakersfield	59 57								
60	H	UC Davis	76 80	304	A	Utah Valley	70 89								
176	H	UC Irvine	79 76	266	A	North Dakota St.	73 69								
217	H	CSUN	84 71	52	A	Minnesota	68 112								
197	A	UC Santa Barbara	68 73	206	A	Eastern Wash.	72 75								

Non-Div I Games: Cal St. Monterey Bay 77 44

Cal Poly

Average RPI Win:	293	WON-LOST	WINNING	LAST 10	STRENGTH OF	OPP. STRENGTH	TEAM	ADJ.	CONF.	ADJ CONF.
Average RPI Loss:	188	RECORD	PCT. RANK	GAMES	SCHEDULE	OF SCHEDULE	RPI	RPI	RPI	RPI
DIV. I ONLY	6- 13	271	4- 6	309	280	299	299	21	21	
DIV. I NON-CONF.	4- 8	239	2- 2	316	303	292	292	20	20	

TOTALS	RPI 1-25	RPI 26-50	W-L RECORDS	RPI 51-100	RPI 101-999	RPI 201+				
6- 13	0- 0	0- 0	OVERALL	0- 1	6- 12	6- 6				
4- 4	0- 0	0- 0	HOME	0- 0	4- 4	4- 1				
2- 8	0- 0	0- 0	AWAY	0- 1	2- 7	2- 5				
0- 1	0- 0	0- 0	NEUTRAL	0- 0	0- 1	0- 0				
4- 8	0- 0	0- 0	NON-CONFERENCE	0- 0	4- 8	4- 3				
2- 2	0- 0	0- 0	HOME	0- 0	2- 2	2- 0				
2- 5	0- 0	0- 0	AWAY	0- 0	2- 5	2- 3				
0- 1	0- 0	0- 0	NEUTRAL	0- 0	0- 1	0- 0				
2- 5	0- 0	0- 0	CONFERENCE	0- 1	2- 4	2- 3				
2- 2	0- 0	0- 0	HOME	0- 0	2- 2	2- 1				
0- 3	0- 0	0- 0	AWAY	0- 1	0- 2	0- 2				
0- 0	0- 0	0- 0	NEUTRAL	0- 0	0- 0	0- 0				

RPI 1-25				RPI 26-50				RPI 51-100				RPI 101+ Team's RPI: 299			
RPI	S	Opponent	Score	RPI	S	Opponent	Score	RPI	S	Opponent	Score	RPI	S	Opponent	Score
								60	A	UC Davis	53 67	117	H	UTEP	91 92
												156	A	Pacific	65 81
												161	A	Idaho	60 80
												170	H	Cal Poly	63 72
												190	N	Oral Roberts	50 60
												199	H	Denver	58 83
												217	A	CSUN	41 65
												217	H	CSUN	68 70
												231	A	Montana	47 68
												235	A	San Diego St.	58 59
												243	A	UC Riverside	50 63
												246	H	Hawaii	69 57
												247	A	CSU Bakersfield	43 55
												259	A	Santa Clara	73 69
												300	H	Portland	66 61
												304	A	Utah Valley	73 36
												314	H	UTSA	55 46
												336	H	Long Beach St.	67 61

LAST 12 Division I GAMES:															
				170	H	Cal Poly	63 72	246	H	Hawaii	69 57				
				60	A	UC Davis	53 67	117	H	UTEP	91 92				
				217	A	CSUN	41 65	304	A	Utah Valley	73 36				
				243	A	UC Riverside	50 63	314	H	UTSA	55 46				
				336	H	Long Beach St.	67 61	161	A	Idaho	60 80				
				217	H	CSUN	68 70	190	N	Oral Roberts	50 60				

Non-Div I Games: Antelope Valley 74 48

Cal St. Fullerton

Average RPI	Win:	156	WON-LOST	WINNING	LAST 10	STRENGTH OF	OPP. STRENGTH	TEAM	ADJ.	CONF.	ADJ CONF.
Average RPI	Loss:	15	RECORD	PCT. RANK	GAMES	SCHEDULE	OF SCHEDULE	RPI	RPI	RPI	RPI
DIV. I ONLY		15- 6		64	6- 4	34	39	33	33	4	4
DIV. I NON-CONF.		9- 2		34	2- 0	31	86	15	15	3	3

TOTALS	RPI 1-25		RPI 26-50		W-L RECORDS	RPI 51-100		RPI 101-999		RPI 201+	
15- 6	0- 4		2- 2		OVERALL	3- 0		10- 0		6- 0	
9- 3	0- 2		1- 1		HOME	2- 0		6- 0		4- 0	
6- 3	0- 2		1- 1		AWAY	1- 0		4- 0		2- 0	
0- 0	0- 0		0- 0		NEUTRAL	0- 0		0- 0		0- 0	
9- 2	0- 2		0- 0		NON-CONFERENCE	2- 0		7- 0		4- 0	
5- 1	0- 1		0- 0		HOME	1- 0		4- 0		3- 0	
4- 1	0- 1		0- 0		AWAY	1- 0		3- 0		1- 0	
0- 0	0- 0		0- 0		NEUTRAL	0- 0		0- 0		0- 0	
6- 4	0- 2		2- 2		CONFERENCE	1- 0		3- 0		2- 0	
4- 2	0- 1		1- 1		HOME	1- 0		2- 0		1- 0	
2- 2	0- 1		1- 1		AWAY	0- 0		1- 0		1- 0	
0- 0	0- 0		0- 0		NEUTRAL	0- 0		0- 0		0- 0	

RPI 1-25				RPI 26-50				Team's RPI: 33				RPI 51-100				RPI 101+			
RPI	S	Opponent	Score	RPI	S	Opponent	Score	RPI	S	Opponent	Score	RPI	S	Opponent	Score	RPI	S	Opponent	Score
2	A	UConn	47 82	29	A	Ari zona St.	71 80	79	H	Washi ngton St.	66 60	101	A	Brown	89 79				
8	A	UCLA	52 60	29	H	Ari zona St.	42 57	87	H	Sai nt Mary's (CA)	87 80	124	H	BYU	70 45				
8	H	UCLA	46 82	45	A	Southern Cal i forni a	62 59	95	A	Kentucky	62 52	144	H	Washi ngton	69 60				
12	H	Mi ssouri	52 55	45	H	Southern Cal i forni a	76 64					156	A	Paci fi c	92 85				
												205	H	San Di ego	89 64				
												214	H	Seattle U	87 67				
												238	H	Manhattan	87 66				
												259	A	Santa Clara	79 41				
												277	A	Ari zona	53 51				
												277	H	Ari zona	63 39				
LAST 12 Division I GAMES:																			
				29	H	Ari zona St.	42 57	277	A	Ari zona	53 51								
				277	H	Ari zona	63 39	29	A	Ari zona St.	71 80								
				45	A	Southern Cal i forni a	62 59	8	H	UCLA	46 82								
				8	A	UCLA	52 60	45	H	Southern Cal i forni a	76 64								
				79	H	Washington St.	66 60	95	A	Kentucky	62 52								
				144	H	Washi ngton	69 60	124	H	BYU	70 45								

Average RPI Win:	295	WON-LOST	WINNING	LAST 10	STRENGTH OF	OPP. STRENGTH	TEAM	ADJ.	CONF.	ADJ CONF.
Average RPI Loss:	175	RECORD	PCT. RANK	GAMES	SCHEDULE	OF SCHEDULE	RPI	RPI	RPI	RPI
DIV. I ONLY	9- 8	151	5- 5	336	303	251	251	28	28	
DIV. I NON-CONF.	5- 4	146	1- 2	324	279	236	236	28	28	

TOTALS	RPI 1-25	RPI 26-50	W-L RECORDS	RPI 51-100	RPI 101-999	RPI 201+				
9- 8	0- 0	0- 0	OVERALL	0- 1	9- 7	8- 4				
4- 4	0- 0	0- 0	HOME	0- 1	4- 3	4- 2				
5- 4	0- 0	0- 0	AWAY	0- 0	5- 2	4- 2				
0- 0	0- 0	0- 0	NEUTRAL	0- 0	0- 0	0- 0				
5- 4	0- 0	0- 0	NON-CONFERENCE	0- 1	5- 3	5- 2				
2- 2	0- 0	0- 0	HOME	0- 1	2- 1	2- 1				
3- 2	0- 0	0- 0	AWAY	0- 0	3- 2	3- 1				
0- 0	0- 0	0- 0	NEUTRAL	0- 0	0- 0	0- 0				
4- 4	0- 0	0- 0	CONFERENCE	0- 0	4- 4	3- 2				
2- 2	0- 0	0- 0	HOME	0- 0	2- 2	2- 1				
2- 2	0- 0	0- 0	AWAY	0- 0	2- 2	1- 1				
0- 0	0- 0	0- 0	NEUTRAL	0- 0	0- 0	0- 0				

RPI 1-25				RPI 26-50				RPI 51-100				RPI 101+ Team's RPI: 251					
RPI	S	Opponent	Score	RPI	S	Opponent	Score	RPI	S	Opponent	Score	RPI	S	Opponent	Score		
								66	H	Mercer	57	58	122	H	High Point	53	62
													128	A	Liberty	42	60
													134	A	Kansas	48	66
													201	A	Gardner-Webb	73	44
													202	H	Norfolk St.	27	53
													230	A	UNCG	72	61
													242	A	Presbyterian	59	65
													248	A	Howard	61	63
													255	A	Col. of Charleston	53	45
													258	H	UNC Asheville	52	60
													305	H	USC Upstate	69	49
													320	H	Western Caro.	58	51
													330	A	N. C. Central	58	51
													332	H	Charleston So.	58	49
													337	A	Winthrop	72	48
													349	H	Longwood	58	48
LAST 12 Division I GAMES:																	
				349	H	Longwood	58	48					337	A	Winthrop	72	48
				201	A	Gardner-Webb	73	44					258	H	UNC Asheville	52	60
				128	A	Liberty	42	60					248	A	Howard	61	63
				122	H	High Point	53	62					330	A	N. C. Central	58	51
				242	A	Presbyterian	59	65					202	H	Norfolk St.	27	53
				332	H	Charleston So.	58	49					320	H	Western Caro.	58	51

Non-Div I Games: Columbia Int'l 78 39 William Peace 94 42

Campbell

Average RPI Win:	259	WON-LOST	WINNING	LAST 10	STRENGTH OF	OPP. STRENGTH	TEAM	ADJ.	CONF.	ADJ CONF.
Average RPI Loss:	193	RECORD	PCT. RANK	GAMES	SCHEDULE	OF SCHEDULE	RPI	RPI	RPI	RPI
DIV. I ONLY	6- 15	282	4- 6	278	302	291	291	27	27	
DIV. I NON-CONF.	2- 9	295	0- 2	196	296	295	295	26	26	

TOTALS	RPI 1-25	RPI 26-50	W-L RECORDS	RPI 51-100	RPI 101-999	RPI 201+				
6- 15	0- 1	0- 0	OVERALL	0- 1	6- 13	4- 8				
2- 8	0- 0	0- 0	HOME	0- 1	2- 7	1- 5				
4- 6	0- 0	0- 0	AWAY	0- 0	4- 1	3- 0				
0- 1	0- 0	0- 0	NEUTRAL	0- 0	0- 1	0- 0				
2- 9	0- 1	0- 0	NON-CONFERENCE	0- 0	2- 8	1- 4				
1- 4	0- 0	0- 0	HOME	0- 0	1- 4	1- 3				
1- 4	0- 1	0- 0	AWAY	0- 0	1- 3	0- 1				
0- 1	0- 0	0- 0	NEUTRAL	0- 0	0- 1	0- 0				
4- 6	0- 0	0- 0	CONFERENCE	0- 1	4- 5	3- 4				
1- 4	0- 0	0- 0	HOME	0- 1	1- 3	0- 2				
3- 2	0- 0	0- 0	AWAY	0- 0	3- 2	3- 2				
0- 0	0- 0	0- 0	NEUTRAL	0- 0	0- 0	0- 0				

RPI 1-25				RPI 26-50				RPI 51-100				RPI 101+				Team's RPI: 291
RPI	S	Opponent	Score	RPI	S	Opponent	Score	RPI	S	Opponent	Score	RPI	S	Opponent	Score	
23	A	Buffalo	47 73					58	H	Quinnipiac	55 84	110	A	Miami (OH)	47 72	
												119	N	Middle Tenn.	45 55	
												142	A	Bowling Green	71 57	
												145	A	Bucknell	57 76	
												171	H	Marist	53 78	
												183	H	Oakland	48 83	
												196	H	Siena	65 57	
												215	H	Morehead St.	52 76	
												229	H	St. Bonaventure	71 69	
												238	A	Manhattan	39 58	
												238	H	Manhattan	56 59	
												261	H	Fairfield	52 56	
												265	A	Rider	54 70	
												270	H	Colgate	63 70	
												278	H	Cornell	59 67	
												302	A	Monmouth	60 48	
												318	A	UTRGV	46 63	
												342	A	Iona	53 49	
												343	A	Saint Peter's	66 53	

LAST 12 Division I GAMES:																
171	H	Marist	53 78	265	A	Rider	54 70									
58	H	Quinnipiac	55 84	238	A	Manhattan	39 58									
302	A	Monmouth	60 48	342	A	Iona	53 49									
343	A	Saint Peter's	66 53	261	H	Fairfield	52 56									
196	H	Siena	65 57	119	N	Middle Tenn.	45 55									
238	H	Manhattan	56 59	318	A	UTRGV	46 63									

Non-Div I Games:

Canisius

Average RPI Win:	253	WON-LOST	WINNING	LAST 10	STRENGTH OF	OPP. STRENGTH	TEAM	ADJ.	CONF.	ADJ CONF.
Average RPI Loss:	69	RECORD	PCT. RANK	GAMES	SCHEDULE	OF SCHEDULE	RPI	RPI	RPI	RPI
DIV. I ONLY	11- 6	96	8- 2	173	200	96	96	25	25	
DIV. I NON-CONF.	3- 4	209	2- 0	13	29	51	51	25	25	

TOTALS	RPI 1-25	RPI 26-50	W-L RECORDS	RPI 51-100	RPI 101-999	RPI 201+				
11- 6	0- 3	0- 0	OVERALL	0- 1	11- 2	9- 0				
5- 1	0- 0	0- 0	HOME	0- 0	5- 1	4- 0				
4- 5	0- 0	0- 0	AWAY	0- 0	4- 0	4- 0				
2- 0	0- 0	0- 0	NEUTRAL	0- 0	2- 0	1- 0				
3- 4	0- 3	0- 0	NON-CONFERENCE	0- 1	3- 0	2- 0				
1- 0	0- 0	0- 0	HOME	0- 0	1- 0	1- 0				
0- 4	0- 3	0- 0	AWAY	0- 1	0- 0	0- 0				
2- 0	0- 0	0- 0	NEUTRAL	0- 0	2- 0	1- 0				
8- 2	0- 0	0- 0	CONFERENCE	0- 0	8- 2	7- 0				
4- 1	0- 0	0- 0	HOME	0- 0	4- 1	3- 0				
4- 1	0- 0	0- 0	AWAY	0- 0	4- 1	4- 0				
0- 0	0- 0	0- 0	NEUTRAL	0- 0	0- 0	0- 0				

RPI 1-25				RPI 26-50				RPI 51-100 Team's RPI: 96				RPI 101+			
RPI	S	Opponent	Score	RPI	S	Opponent	Score	RPI	S	Opponent	Score	RPI	S	Opponent	Score
9	A	Baylor	55 86					88	A	South Ala.	43 64	112	A	SFA	46 59
10	A	Tennessee	34 77									118	N	Clemson	53 47
14	A	Texas A&M	61 72									136	H	Lamar University	51 39
												182	H	New Orleans	48 52
												216	H	Abilene Christian	63 45
												262	A	A&M-Corpus Christi	58 50
												266	N	North Dakota St.	68 45
												271	H	Alcorn	75 52
												281	A	Nicholls St.	69 48
												294	H	Southeastern La.	63 47
												301	A	Incarnate Word	57 35
												315	A	Northwestern St.	61 53
												322	H	Sam Houston St.	69 44
LAST 12 Division I GAMES:															
315	A	Northwestern St.	61 53	136	H	Lamar University	51 39								
112	A	SFA	46 59	322	H	Sam Houston St.	69 44								
216	H	Abilene Christian	63 45	294	H	Southeastern La.	63 47								
182	H	New Orleans	48 52	262	A	A&M-Corpus Christi	58 50								
281	A	Nicholls St.	69 48	266	N	North Dakota St.	68 45								
301	A	Incarnate Word	57 35	118	N	Clemson	53 47								

Non-Div I Games: Central Baptist 75 34 Williams Baptist 77 31 Crowley's Ridge 106 23 Hendrix 79 22 Central Ark.

Average RPI Win:	291	WON-LOST	WINNING	LAST 10	STRENGTH OF	OPP. STRENGTH	TEAM	ADJ.	CONF.	ADJ CONF.
Average RPI Loss:	172	RECORD	PCT. RANK	GAMES	SCHEDULE	OF SCHEDULE	RPI	RPI	RPI	RPI
DIV. I ONLY	2- 18	334	2- 8	123	300	309	309	29	29	
DIV. I NON-CONF.	0- 11	337	0- 3	29	223	277	277	29	29	

TOTALS	RPI 1-25	RPI 26-50	W-L RECORDS	RPI 51-100	RPI 101-999	RPI 201+				
2- 18	0- 0	0- 2	OVERALL	0- 3	2- 13	2- 8				
2- 7	0- 0	0- 0	HOME	0- 1	2- 6	2- 4				
0- 11	0- 0	0- 2	AWAY	0- 2	0- 7	0- 4				
0- 0	0- 0	0- 0	NEUTRAL	0- 0	0- 0	0- 0				
0- 11	0- 0	0- 2	NON-CONFERENCE	0- 3	0- 6	0- 3				
0- 4	0- 0	0- 0	HOME	0- 1	0- 3	0- 1				
0- 7	0- 0	0- 2	AWAY	0- 2	0- 3	0- 2				
0- 0	0- 0	0- 0	NEUTRAL	0- 0	0- 0	0- 0				
2- 7	0- 0	0- 0	CONFERENCE	0- 0	2- 7	2- 5				
2- 3	0- 0	0- 0	HOME	0- 0	2- 3	2- 3				
0- 4	0- 0	0- 0	AWAY	0- 0	0- 4	0- 2				
0- 0	0- 0	0- 0	NEUTRAL	0- 0	0- 0	0- 0				

RPI	S	Opponent	Score	RPI	S	Opponent	Score	RPI	S	Opponent	Score	RPI	S	Opponent	Score
28	A	Virginia	59 103	57	A	Duquesne	58 83	101	H	Brown	55 78	121	H	Yale	62 75
39	A	West Virginia	52 102	67	H	Albany (NY)	60 72	147	A	Saint Francis (PA)	59 87	155	A	Hartford	52 68
				80	A	Penn St.	66 83	157	A	Robert Morris	47 66	222	A	Stony Brook	55 60
								257	H	Sacred Heart	69 59	260	H	Mt. St. Mary's	56 68
								263	A	Fairleigh Dickinson	49 78	274	H	LIU Brooklyn	54 61
								275	H	St. Francis Brooklyn	70 78	276	A	Bryant	50 66
								287	H	Morgan St.	41 61	292	A	Vermont	48 62
								325	H	Wagner	59 56				
LAST 12 Division I GAMES:															
157	A	Robert Morris	47 66	276	A	Bryant	50 66								
147	A	Saint Francis (PA)	59 87	325	H	Wagner	59 56								
274	H	LIU Brooklyn	54 61	260	H	Mt. St. Mary's	56 68								
275	H	St. Francis Brooklyn	70 78	292	A	Vermont	48 62								
263	A	Fairleigh Dickinson	49 78	222	A	Stony Brook	55 60								
257	H	Sacred Heart	69 59	121	H	Yale	62 75								

Non-Div I Games:

Central Conn. St.

Average RPI Win:	151	WON-LOST	WINNING	LAST 10	STRENGTH OF	OPP. STRENGTH	TEAM	ADJ.	CONF.	ADJ CONF.
Average RPI Loss:	54	RECORD	PCT. RANK	GAMES	SCHEDULE	OF SCHEDULE	RPI	RPI	RPI	RPI
DIV. I ONLY	15- 3	21	8- 2	111	56	36	36	7	7	
DIV. I NON-CONF.	7- 3	74	2- 2	167	52	82	82	8	8	

TOTALS	RPI 1-25	RPI 26-50	W-L RECORDS	RPI 51-100	RPI 101-999	RPI 201+				
15- 3	0- 0	1- 1	OVERALL	2- 2	12- 0	4- 0				
6- 2	0- 0	0- 1	HOME	2- 1	4- 0	1- 0				
7- 1	0- 0	1- 0	AWAY	0- 1	6- 0	2- 0				
2- 0	0- 0	0- 0	NEUTRAL	0- 0	2- 0	1- 0				
7- 3	0- 0	0- 1	NON-CONFERENCE	0- 2	7- 0	3- 0				
2- 2	0- 0	0- 1	HOME	0- 1	2- 0	1- 0				
3- 1	0- 0	0- 0	AWAY	0- 1	3- 0	1- 0				
2- 0	0- 0	0- 0	NEUTRAL	0- 0	2- 0	1- 0				
8- 0	0- 0	1- 0	CONFERENCE	2- 0	5- 0	1- 0				
4- 0	0- 0	0- 0	HOME	2- 0	2- 0	0- 0				
4- 0	0- 0	1- 0	AWAY	0- 0	3- 0	1- 0				
0- 0	0- 0	0- 0	NEUTRAL	0- 0	0- 0	0- 0				

RPI 1-25				RPI 26-50				Team's RPI: 36				RPI 51-100				RPI 101+			
RPI	S	Opponent	Score	RPI	S	Opponent	Score	RPI	S	Opponent	Score	RPI	S	Opponent	Score	RPI	S	Opponent	Score
32	A	Ball St.	69 65					57	A	Duquesne	61 64	110	A	Miami (OH)	84 66				
46	H	Purdue	69 79					58	H	Quinnipiac	70 84	123	H	Kent St.	88 84				
								78	H	Ohio	82 58	127	N	Iowa St.	81 60				
								98	H	Western Mich.	74 70	129	H	Vanderbilt	92 75				
												135	A	SIUE	94 56				
												139	A	Northern Ill.	81 78				
												142	H	Bowling Green	90 54				
												183	A	Oakland	103 85				
												219	A	Akron	95 86				
												235	N	San Diego St.	85 76				
												255	H	Col. of Charleston	79 58				
												256	A	Indiana St.	77 67				
LAST 12 Division I GAMES:																			
				98	H	Western Mich.	74 70					78	H	Ohio	82 58				
				219	A	Akron	95 86					32	A	Ball St.	69 65				
				139	A	Northern Ill.	81 78					58	H	Quinnipiac	70 84				
				123	H	Kent St.	88 84					57	A	Duquesne	61 64				
				142	H	Bowling Green	90 54					256	A	Indiana St.	77 67				
				110	A	Miami (OH)	84 66					135	A	SIUE	94 56				

Non-Div I Games: Aquinas 96 47

Central Mich.

Average RPI Win:	317	WON-LOST	WINNING	LAST 10	STRENGTH OF	OPP. STRENGTH	TEAM	ADJ.	CONF.	ADJ CONF.
Average RPI Loss:	199	RECORD	PCT. RANK	GAMES	SCHEDULE	OF SCHEDULE	RPI	RPI	RPI	RPI
DIV. I ONLY	4- 12	295	3- 7	318	328	332	332	28	28	
DIV. I NON-CONF.	2- 6	280	1- 2	323	281	333	333	28	28	

TOTALS	RPI 1-25	RPI 26-50	W-L RECORDS	RPI 51-100	RPI 101-999	RPI 201+				
4- 12	0- 0	0- 0	OVERALL	0- 1	4- 11	4- 6				
3- 5	0- 0	0- 0	HOME	0- 0	3- 5	3- 4				
1- 6	0- 0	0- 0	AWAY	0- 0	1- 2	1- 1				
0- 1	0- 0	0- 0	NEUTRAL	0- 0	0- 1	0- 0				
2- 6	0- 0	0- 0	NON-CONFERENCE	0- 1	2- 5	2- 3				
1- 2	0- 0	0- 0	HOME	0- 0	1- 2	1- 2				
1- 3	0- 0	0- 0	AWAY	0- 1	1- 2	1- 1				
0- 1	0- 0	0- 0	NEUTRAL	0- 0	0- 1	0- 0				
2- 6	0- 0	0- 0	CONFERENCE	0- 0	2- 6	2- 3				
2- 3	0- 0	0- 0	HOME	0- 0	2- 3	2- 2				
0- 3	0- 0	0- 0	AWAY	0- 0	0- 3	0- 1				
0- 0	0- 0	0- 0	NEUTRAL	0- 0	0- 0	0- 0				

RPI 1-25				RPI 26-50				RPI 51-100				RPI 101+				Team's RPI: 332
RPI	S	Opponent	Score	RPI	S	Opponent	Score	RPI	S	Opponent	Score	RPI	S	Opponent	Score	
								73	A	Georgi a Tech	51 78	118	A	Clemson	30 66	
												122	H	High Point	74 75	
												128	A	Liberty	53 63	
												155	N	Hartford	43 62	
												201	A	Gardner-Webb	52 68	
												208	H	Radford	56 61	
												251	A	Campbel l	49 58	
												253	H	Lipscomb	54 58	
												258	H	UNC Asheville	61 78	
												282	A	Wofford	68 45	
												285	A	FIU	70 77	
												298	H	Coppin St.	72 58	
												334	H	South Carolina St.	58 60	
												337	H	Winthrop	81 45	
												349	H	Longwood	73 57	

LAST 12 Division I GAMES:																
				122	H	High Point	74 75			128	A	Liberty	53 63			
				258	H	UNC Asheville	61 78			349	H	Longwood	73 57			
				201	A	Gardner-Webb	52 68			282	A	Wofford	68 45			
				337	H	Winthrop	81 45			73	A	Georgia Tech	51 78			
				208	H	Radford	56 61			334	H	South Carolina St.	58 60			
				251	A	Campbel l	49 58			118	A	Clemson	30 66			

Non-Div I Games: Erskine 79 43 Southern Wesleyan 94 56

Charleston So.

Average RPI Win:	229	WON-LOST	WINNING	LAST 10	STRENGTH OF	OPP. STRENGTH	TEAM	ADJ.	CONF.	ADJ CONF.
Average RPI Loss:	115	RECORD	PCT. RANK	GAMES	SCHEDULE	OF SCHEDULE	RPI	RPI	RPI	RPI
DIV. I ONLY	7- 13	255	4- 6	71	190	177	177	18	18	
DIV. I NON-CONF.	4- 9	249	1- 4	80	119	212	212	19	19	

TOTALS	RPI 1-25	RPI 26-50	W-L RECORDS	RPI 51-100	RPI 101-999	RPI 201+				
7- 13	0- 1	0- 2	OVERALL	1- 2	6- 8	4- 2				
4- 3	0- 1	0- 0	HOME	1- 1	3- 1	2- 0				
3- 8	0- 0	0- 0	AWAY	0- 1	3- 7	2- 2				
0- 2	0- 0	0- 2	NEUTRAL	0- 0	0- 0	0- 0				
4- 9	0- 1	0- 2	NON-CONFERENCE	1- 2	3- 4	3- 1				
3- 2	0- 1	0- 0	HOME	1- 1	2- 0	2- 0				
1- 5	0- 0	0- 0	AWAY	0- 1	1- 4	1- 1				
0- 2	0- 0	0- 2	NEUTRAL	0- 0	0- 0	0- 0				
3- 4	0- 0	0- 0	CONFERENCE	0- 0	3- 4	1- 1				
1- 1	0- 0	0- 0	HOME	0- 0	1- 1	0- 0				
2- 3	0- 0	0- 0	AWAY	0- 0	2- 3	1- 1				
0- 0	0- 0	0- 0	NEUTRAL	0- 0	0- 0	0- 0				

RPI 1-25				RPI 26-50				RPI 51-100				RPI 101+ Team's RPI: 177			
RPI	S	Opponent	Score	RPI	S	Opponent	Score	RPI	S	Opponent	Score	RPI	S	Opponent	Score
19	H	Rutgers	54 77	30	N	Iowa	64 77	57	H	Duquesne	75 72	103	A	Wake Forest	69 71
				40	N	South Dakota St.	70 71	66	H	Mercer	74 90	114	H	Rice	55 62
								93	A	Arkansas	72 73	117	A	UTEP	58 67
												119	A	Middle Tenn.	45 64
												148	A	Davidson	66 68
												169	A	Southern Miss.	85 79
												169	H	Southern Miss.	66 56
												178	A	Wisconsin	66 80
												228	A	East Carolina	55 58
												234	A	North Texas	68 73
												258	A	UNC Asheville	51 47
												298	H	Coppin St.	78 49
												319	A	Old Dominion	63 60
												334	H	South Carolina St.	64 49
LAST 12 Division I GAMES:															
119	A	Middle Tenn.	45 64	169	H	Southern Miss.	66 56								
169	A	Southern Miss.	85 79	66	H	Mercer	74 90								
114	H	Rice	55 62	334	H	South Carolina St.	64 49								
234	A	North Texas	68 73	148	A	Davidson	66 68								
117	A	UTEP	58 67	103	A	Wake Forest	69 71								
319	A	Old Dominion	63 60	93	A	Arkansas	72 73								

Non-Div I Games:

Charlotte

Average RPI Win:	182	WON-LOST	WINNING	LAST 10	STRENGTH OF	OPP. STRENGTH	TEAM	ADJ.	CONF.	ADJ CONF.
Average RPI Loss:	93	RECORD	PCT. RANK	GAMES	SCHEDULE	OF SCHEDULE	RPI	RPI	RPI	RPI
DIV. I ONLY	13- 8	107	6- 4	94	102	91	91	17	17	
DIV. I NON-CONF.	9- 5	99	3- 2	55	45	57	57	17	17	

TOTALS	RPI 1-25	RPI 26-50	W-L RECORDS	RPI 51-100	RPI 101-999	RPI 201+				
13- 8	0- 1	1- 1	OVERALL	2- 3	10- 3	6- 0				
7- 3	0- 0	1- 1	HOME	0- 2	6- 0	5- 0				
3- 4	0- 1	0- 0	AWAY	1- 0	2- 3	1- 0				
3- 1	0- 0	0- 0	NEUTRAL	1- 1	2- 0	0- 0				
9- 5	0- 1	1- 1	NON-CONFERENCE	2- 2	6- 1	3- 0				
4- 2	0- 0	1- 1	HOME	0- 1	3- 0	3- 0				
2- 2	0- 1	0- 0	AWAY	1- 0	1- 1	0- 0				
3- 1	0- 0	0- 0	NEUTRAL	1- 1	2- 0	0- 0				
4- 3	0- 0	0- 0	CONFERENCE	0- 1	4- 2	3- 0				
3- 1	0- 0	0- 0	HOME	0- 1	3- 0	2- 0				
1- 2	0- 0	0- 0	AWAY	0- 0	1- 2	1- 0				
0- 0	0- 0	0- 0	NEUTRAL	0- 0	0- 0	0- 0				

RPI 1-25				RPI 26-50				RPI 51-100 Team's RPI: 91				RPI 101+			
RPI	S	Opponent	Score	RPI	S	Opponent	Score	RPI	S	Opponent	Score	RPI	S	Opponent	Score
13	A	Green Bay	30 60	34	H	FGCU	68 61	53	N	Princeton	49 59	125	N	Georgetown	54 41
				50	H	UCF	57 58	66	H	Mercer	50 71	130	A	ETSU	58 65
								69	A	Indiana	64 61	172	A	Stetson	67 78
								75	H	Virginia Tech	44 64	174	A	Florida	65 60
								99	N	Auburn	50 41	175	N	Northwestern	61 44
												187	A	Furman	57 58
												188	H	Samford	68 58
												203	H	Hampton	64 52
												227	H	UT Martin	87 82
												230	H	UNCG	49 42
												242	H	Presbyterian	71 51
												282	A	Wofford	54 47
												320	H	Western Caro.	47 32
LAST 12 Division I GAMES:															
				66	H	Mercer	50 71	230	H	UNCG	49 42				
				188	H	Samford	68 58	203	H	Hampton	64 52				
				187	A	Furman	57 58	53	N	Princeton	49 59				
				282	A	Wofford	54 47	174	A	Florida	65 60				
				130	A	ETSU	58 65	34	H	FGCU	68 61				
				320	H	Western Caro.	47 32	75	H	Virginia Tech	44 64				

Non-Div I Games:

Chattanooga

Average RPI Win:	0	WON-LOST	WINNING	LAST 10	STRENGTH OF	OPP. STRENGTH	TEAM	ADJ.	CONF.	ADJ CONF.
Average RPI Loss:	201	RECORD	PCT. RANK	GAMES	SCHEDULE	OF SCHEDULE	RPI	RPI	RPI	RPI
DIV. I ONLY	0- 21	348	0- 10	188	338	339	339	30	30	
DIV. I NON-CONF.	0- 15	337	0- 6	161	307	337	337	31	31	

TOTALS	RPI 1-25	RPI 26-50	W-L RECORDS	RPI 51-100	RPI 101-999	RPI 201+				
0- 21	0- 0	0- 0	OVERALL	0- 1	0- 20	0- 10				
0- 9	0- 0	0- 0	HOME	0- 0	0- 9	0- 5				
0- 11	0- 0	0- 0	AWAY	0- 1	0- 10	0- 5				
0- 1	0- 0	0- 0	NEUTRAL	0- 0	0- 1	0- 0				
0- 15	0- 0	0- 0	NON-CONFERENCE	0- 1	0- 14	0- 4				
0- 7	0- 0	0- 0	HOME	0- 0	0- 7	0- 3				
0- 7	0- 0	0- 0	AWAY	0- 1	0- 6	0- 1				
0- 1	0- 0	0- 0	NEUTRAL	0- 0	0- 1	0- 0				
0- 6	0- 0	0- 0	CONFERENCE	0- 0	0- 6	0- 6				
0- 2	0- 0	0- 0	HOME	0- 0	0- 2	0- 2				
0- 4	0- 0	0- 0	AWAY	0- 0	0- 4	0- 4				
0- 0	0- 0	0- 0	NEUTRAL	0- 0	0- 0	0- 0				

RPI 1-25				RPI 26-50				RPI 51-100				RPI 101+				Team's RPI: 339	
RPI	S	Opponent	Score	RPI	S	Opponent	Score	RPI	S	Opponent	Score	RPI	S	Opponent	Score		
								70	A	Kansas St.	51	99	102	A	Wright St.	39	84
												106	H	Milwaukee	59	84	
												116	A	Western Ill.	54	71	
												116	H	Western Ill.	45	83	
												138	A	Wichita St.	63	66	
												139	H	Northern Ill.	59	80	
												162	A	Pittsburgh	49	87	
												175	H	Northwestern	36	63	
												190	N	Oral Roberts	43	73	
												192	A	Illinois	56	66	
												214	H	Seattle U	56	63	
												215	H	Morehead St.	40	79	
												247	A	CSU Bakersfield	49	63	
												250	A	New Mexico St.	59	74	
												264	A	Grand Canyon	36	64	
												286	A	Valparaiso	60	71	
												304	H	Utah Valley	30	68	
												306	H	Jackson St.	69	87	
												308	H	Loyola Chicago	28	46	
												318	A	UTRGV	44	81	

LAST 12 Division I GAMES:																	
318	A	UTRGV	44	81	162	A	Pittsburgh	49	87								
247	A	CSU Bakersfield	49	63	106	H	Milwaukee	59	84								
264	A	Grand Canyon	36	64	70	A	Kansas St.	51	99								
304	H	Utah Valley	30	68	190	N	Oral Roberts	43	73								
214	H	Seattle U	56	63	138	A	Wichita St.	63	66								
250	A	New Mexico St.	59	74	286	A	Valparaiso	60	71								

Non-Div I Games:

Chicago St.

Cincinnati

Cincinnati				Through Games Of Jan. 29, 2018									
Average RPI	Win:	204	WON-LOST	WINNING	LAST 10		STRENGTH OF	OPP. STRENGTH	TEAM	ADJ.	CONF.	ADJ	CONF.
Average RPI	Loss:	133	RECORD	PCT. RANK	GAMES		SCHEDULE	OF SCHEDULE	RPI	RPI	RPI	RPI	RPI
DIV. I ONLY			12- 8	114	6- 4		214	97	166	166	8	8	
DIV. I NON-CONF.			7- 5	132	2- 2		272	114	223	223	7	7	

TOTALS		RPI 1-25		RPI 26-50		W-L RECORDS		RPI 51-100		RPI 101-999		RPI 201+	
12- 8		0- 1		1- 1		OVERALL		0- 0		11- 6		6- 1	
8- 5		0- 1		0- 1		HOME		0- 0		8- 3		3- 1	
4- 3		0- 0		1- 0		AWAY		0- 0		3- 3		3- 0	
0- 0		0- 0		0- 0		NEUTRAL		0- 0		0- 0		0- 0	
7- 5		0- 1		0- 0		NON-CONFERENCE		0- 0		7- 4		4- 0	
6- 3		0- 1		0- 0		HOME		0- 0		6- 2		3- 0	
1- 2		0- 0		0- 0		AWAY		0- 0		1- 2		1- 0	
0- 0		0- 0		0- 0		NEUTRAL		0- 0		0- 0		0- 0	
5- 3		0- 0		1- 1		CONFERENCE		0- 0		4- 2		2- 1	
2- 2		0- 0		0- 1		HOME		0- 0		2- 1		0- 1	
3- 1		0- 0		1- 0		AWAY		0- 0		2- 1		2- 0	
0- 0		0- 0		0- 0		NEUTRAL		0- 0		0- 0		0- 0	

RPI 1-25				RPI 26-50				RPI 51-100				RPI 101+ Team's RPI: 166			
RPI	S	Opponent	Score	RPI	S	Opponent	Score	RPI	S	Opponent	Score	RPI	S	Opponent	Score
6	H	Ohio St.	76 87	31	H	South Fla.	46 69					110	H	Miami (OH)	73 62
				49	A	Houston	88 82					130	A	ETSU	77 87
												142	H	Bowling Green	75 51
												147	H	Saint Francis (PA)	73 77
												162	H	Pittsburgh	46 66
												167	A	Tulsa	51 64
												168	H	Temple	80 72
												179	H	Memphis	64 53
												194	A	Xavier	50 53
												200	H	Southeast Mo. St.	65 52
												220	A	SMU	58 40
												228	A	East Carolina	66 54
												228	H	East Carolina	70 79
												248	H	Howard	87 53
												293	H	Eastern Ky.	64 53
												294	H	Southeastern La.	82 43
												319	A	Old Dominion	54 33
LAST 12 Division I GAMES:															
228	H	East Carolina	70 79	31	H	South Fla.	46 69								
220	A	SMU	58 40	228	A	East Carolina	66 54								
179	H	Memphis	64 53	142	H	Bowling Green	75 51								
168	H	Temple	80 72	6	H	Ohio St.	76 87								
49	A	Houston	88 82	248	H	Howard	87 53								
167	A	Tulsa	51 64	194	A	Xavier	50 53								

Non-Div I Games: Slippery Rock 85 52

Cincinnati

C
l
e
m
s
o
n

Clemson				Through Games Of Jan. 29, 2018							
Average RPI Win:		245	WON-LOST	WINNING	LAST 10	STRENGTH OF	OPP. STRENGTH	TEAM	ADJ.	CONF.	ADJ CONF.
Average RPI Loss:		39	RECORD	PCT. RANK	GAMES	SCHEDULE	OF SCHEDULE	RPI	RPI	RPI	RPI
DIV. I ONLY			11- 11	170	2- 8	75	72	118	118	1	1
DIV. I NON-CONF.			10- 3	51	2- 1	238	277	113	113	1	1

TOTALS		RPI 1-25	RPI 26-50		W-L RECORDS		RPI 51-100		RPI 101-999		RPI 201+
11- 11		0- 6	1- 1		OVERALL		0- 4		10- 0		8- 0
7- 4		0- 3	0- 0		HOME		0- 1		7- 0		5- 0
3- 5		0- 2	1- 1		AWAY		0- 2		2- 0		2- 0
1- 2		0- 1	0- 0		NEUTRAL		0- 1		1- 0		1- 0
10- 3		0- 2	1- 0		NON-CONFERENCE		0- 1		9- 0		8- 0
6- 1		0- 1	0- 0		HOME		0- 0		6- 0		5- 0
3- 0		0- 0	1- 0		AWAY		0- 0		2- 0		2- 0
1- 2		0- 1	0- 0		NEUTRAL		0- 1		1- 0		1- 0
1- 8		0- 4	0- 1		CONFERENCE		0- 3		1- 0		0- 0
1- 3		0- 2	0- 0		HOME		0- 1		1- 0		0- 0
0- 5		0- 2	0- 1		AWAY		0- 2		0- 0		0- 0
0- 0		0- 0	0- 0		NEUTRAL		0- 0		0- 0		0- 0

RPI 1-25					RPI 26-50					RPI 51-100					RPI 101+ Team's RPI: 118														
RPI	S	Opponent	Score		RPI	S	Opponent	Score		RPI	S	Opponent	Score		RPI	S	Opponent	Score											
1	A	Notre Dame	37	90	28	A	Virginia	41	70	59	H	Miami (FL)	60	72	165	H	Jacksonville St.	53	45										
7	H	Florida St.	47	69	47	A	Nebraska	67	66	73	A	Georgia Tech	33	66	181	H	Boston College	65	61										
17	H	South Carolina	36	66						86	A	North Carolina	52	59	212	A	Louisiana Tech	55	47										
18	H	NC State	41	62						96	N	Central Ark.	47	53	269	H	Kennesaw St.	41	28										
23	N	Buffalo	41	61											283	H	Prairie View	64	58										
25	A	Syracuse	51	86											285	A	FIU	67	65										
																				290	N	Detroit Mercy	72	44					
																				302	H	Monmouth	57	54					
																				332	H	Charleston So.	66	30					
																				334	H	South Carolina St.	56	48					
																				LAST 12 Division I GAMES:									
18	H	NC State	41	62	28	A	Virginia	41	70	7	H	Florida St.	47	69															
25	A	Syracuse	51	86	73	A	Georgia Tech	33	66	285	A	FIU	67	65															
1	A	Notre Dame	37	90	96	N	Central Ark.	47	53	165	H	Jacksonville St.	53	45															
181	H	Boston College	65	61																									
59	H	Miami (FL)	60	72																									
86	A	North Carolina	52	59																									

Non-Div I Games:

Clemson

C
l
e
m
s
o
n

Average RPI Win:	232	WON-LOST	WINNING	LAST 10	STRENGTH OF	OPP. STRENGTH	TEAM	ADJ.	CONF.	ADJ CONF.
Average RPI Loss:	89	RECORD	PCT. RANK	GAMES	SCHEDULE	OF SCHEDULE	RPI	RPI	RPI	RPI
DIV. I ONLY	14- 7	77	6- 4	212	156	132	132	11	11	
DIV. I NON-CONF.	8- 3	65	2- 0	221	183	105	105	12	12	

TOTALS	RPI 1-25	RPI 26-50	W-L RECORDS	RPI 51-100	RPI 101-999	RPI 201+				
14- 7	0- 1	0- 1	OVERALL	1- 2	13- 3	10- 1				
9- 3	0- 0	0- 1	HOME	1- 1	8- 1	6- 1				
4- 3	0- 1	0- 0	AWAY	0- 1	4- 1	4- 0				
1- 1	0- 0	0- 0	NEUTRAL	0- 0	1- 1	0- 0				
8- 3	0- 0	0- 1	NON-CONFERENCE	1- 1	7- 1	6- 0				
4- 1	0- 0	0- 1	HOME	1- 0	3- 0	3- 0				
3- 1	0- 0	0- 0	AWAY	0- 1	3- 0	3- 0				
1- 1	0- 0	0- 0	NEUTRAL	0- 0	1- 1	0- 0				
6- 4	0- 1	0- 0	CONFERENCE	0- 1	6- 2	4- 1				
5- 2	0- 0	0- 0	HOME	0- 1	5- 1	3- 1				
1- 2	0- 1	0- 0	AWAY	0- 0	1- 1	1- 0				
0- 0	0- 0	0- 0	NEUTRAL	0- 0	0- 0	0- 0				

RPI	S	Opponent	Score	RPI	S	Opponent	Score	RPI	S	Opponent	Score	RPI	S	Opponent	Score	Team's RPI: 132
13	A	Green Bay	43 69	32	H	Ball St.	64 76	61	A	Toledo	56 65	102	H	Wright St.	71 70	
								62	H	IUPUI	64 77	105	N	Saint Louis	64 80	
								78	H	Ohio	71 64	106	A	Milwaukee	72 79	
												159	N	Louisiana	54 45	
												183	H	Oakland	70 62	
												207	H	Eastern Mich.	77 65	
												213	A	Niagara	70 61	
												236	A	Bradley	67 65	
												241	H	Youngstown St.	52 66	
												267	A	Northern Ky.	70 65	
												267	H	Northern Ky.	72 49	
												268	A	Illinois St.	56 47	
												290	H	Detroit Mercy	75 50	
												317	H	Ill.-Chicago	70 67	
												323	H	Marshall	85 76	
												344	H	Eastern Ill.	77 69	
LAST 12 Division I GAMES:																
267	H	Northern Ky.	72 49	317	H	Ill.-Chicago	70 67									
102	H	Wright St.	71 70	62	H	IUPUI	64 77									
241	H	Youngstown St.	52 66	290	H	Detroit Mercy	75 50									
267	A	Northern Ky.	70 65	183	H	Oakland	70 62									
13	A	Green Bay	43 69	236	A	Bradley	67 65									
106	A	Milwaukee	72 79	268	A	Illinois St.	56 47									

Non-Div I Games:

Cleveland and St.

Average RPI Win: 268

Average RPI Loss: 169

WON-LOST
RECORDWINNING
PCT. RANKLAST 10
GAMESSTRENGTH OF
SCHEDULEOPP. STRENGTH
OF SCHEDULETEAM
RPIADJ.
RPICONF.
RPIADJ CONF.
RPI

DIV. I ONLY	9- 10	194	5- 5	315	223	284	284	23	23
DIV. I NON-CONF.	4- 5	202	1- 1	328	210	319	319	23	23

TOTALS	RPI 1-25	RPI 26-50	W-L RECORDS	RPI 51-100	RPI 101-999	RPI 201+			
9- 10	0- 1	0- 1	OVERALL	0- 1	9- 7	8- 5			
8- 4	0- 0	0- 0	HOME	0- 0	8- 4	7- 3			
1- 3	0- 0	0- 0	AWAY	0- 1	1- 2	1- 1			
0- 3	0- 1	0- 1	NEUTRAL	0- 0	0- 1	0- 1			
4- 5	0- 1	0- 1	NON-CONFERENCE	0- 0	4- 3	4- 3			
4- 2	0- 0	0- 0	HOME	0- 0	4- 2	4- 2			
0- 0	0- 0	0- 0	AWAY	0- 0	0- 0	0- 0			
0- 3	0- 1	0- 1	NEUTRAL	0- 0	0- 1	0- 1			
5- 5	0- 0	0- 0	CONFERENCE	0- 1	5- 4	4- 2			
4- 2	0- 0	0- 0	HOME	0- 0	4- 2	3- 1			
1- 3	0- 0	0- 0	AWAY	0- 1	1- 2	1- 1			
0- 0	0- 0	0- 0	NEUTRAL	0- 0	0- 0	0- 0			

RPI 1-25				RPI 26-50				RPI 51-100				RPI 101+ Team's RPI: 284			
RPI	S	Opponent	Score	RPI	S	Opponent	Score	RPI	S	Opponent	Score	RPI	S	Opponent	Score
25	N	Syracuse	57 69	47	N	Nebraska	47 55	88	A	South Ala.	62 68	113	H	Little Rock	49 51
												158	H	Texas St.	65 64
												159	A	Louisiana	55 59
												204	H	Arkansas St.	63 70
												209	H	UT Arlington	89 76
												218	A	Troy	97 92
												230	H	UNCG	54 60
												234	N	North Texas	34 50
												255	H	Col. of Charleston	70 72
												279	H	UNCW	57 41
												282	H	Wofford	67 51
												303	H	Fort Wayne	67 58
												313	H	Georgia St.	64 49
												324	H	Ga. Southern	54 51
												330	A	La. -Monroe	56 62
												330	H	N. C. Central	68 65

LAST 12 Division I GAMES:															
				113	H	Little Rock	49 51	159	A	Louisiana	55 59				
				204	H	Arkansas St.	63 70	330	A	La. -Monroe	56 62				
				218	A	Troy	97 92	158	H	Texas St.	65 64				
				88	A	South Ala.	62 68	209	H	UT Arlington	89 76				
				313	H	Georgia St.	64 49	282	H	Wofford	67 51				
				324	H	Ga. Southern	54 51	25	N	Syracuse	57 69				

Non-Div I Games:

Lees-McRae

73 47

Allen

93 49

Coastal Caro.

Average RPI Win:	269	WON-LOST	WINNING	LAST 10	STRENGTH OF	OPP. STRENGTH	TEAM	ADJ.	CONF.	ADJ CONF.
Average RPI Loss:	146	RECORD	PCT. RANK	GAMES	SCHEDULE	OF SCHEDULE	RPI	RPI	RPI	RPI
DIV. I ONLY	5- 16	298	1- 9	140	246	255	255	10	10	
DIV. I NON-CONF.	4- 7	226	1- 1	165	242	226	226	13	13	

TOTALS	RPI 1-25	RPI 26-50	W-L RECORDS	RPI 51-100	RPI 101-999	RPI 201+				
5- 16	0- 1	0- 2	OVERALL	0- 2	5- 11	5- 5				
2- 8	0- 0	0- 0	HOME	0- 1	2- 7	2- 4				
3- 8	0- 1	0- 2	AWAY	0- 1	3- 4	3- 1				
0- 0	0- 0	0- 0	NEUTRAL	0- 0	0- 0	0- 0				
4- 7	0- 1	0- 2	NON-CONFERENCE	0- 0	4- 4	4- 2				
2- 3	0- 0	0- 0	HOME	0- 0	2- 3	2- 2				
2- 4	0- 1	0- 2	AWAY	0- 0	2- 1	2- 0				
0- 0	0- 0	0- 0	NEUTRAL	0- 0	0- 0	0- 0				
1- 9	0- 0	0- 0	CONFERENCE	0- 2	1- 7	1- 3				
0- 5	0- 0	0- 0	HOME	0- 1	0- 4	0- 2				
1- 4	0- 0	0- 0	AWAY	0- 1	1- 3	1- 1				
0- 0	0- 0	0- 0	NEUTRAL	0- 0	0- 0	0- 0				

RPI 1-25				RPI 26-50				RPI 51-100				RPI 101+ Team's RPI: 255			
RPI	S	Opponent	Score	RPI	S	Opponent	Score	RPI	S	Opponent	Score	RPI	S	Opponent	Score
17	A	South Carolina	43 69	36	A	Central Mich.	58 79	90	A	James Madison	53 67	103	H	Wake Forest	40 77
				41	A	Michigan St.	43 107	90	H	James Madison	45 67	119	H	Delaware	59 68
												140	A	William & Mary	66 79
												140	H	William & Mary	54 68
												153	A	Northeastern	37 59
												187	A	Furman	58 72
												211	A	Hofstra	60 65
												211	H	Hofstra	60 75
												245	A	North Florida	73 69
												251	H	Campbell	45 53
												253	H	Lipscomb	85 69
												272	H	Appalachian St.	70 76
												280	A	Towson	80 67
												280	H	Towson	58 83
												282	H	Wofford	59 51
												284	A	Coastal Caro.	72 70

LAST 12 Division I GAMES:															
				90	A	James Madison	53 67	119	H	Delaware	59 68				
				140	A	William & Mary	66 79	211	H	Hofstra	60 75				
				280	H	Towson	58 83	280	A	Towson	80 67				
				90	H	James Madison	45 67	140	H	William & Mary	54 68				
				211	A	Hofstra	60 65	103	H	Wake Forest	40 77				
				153	A	Northeastern	37 59	282	H	Wofford	59 51				

Non-Div I Games:

Col. of Charleston

C
o
l
g
a
t
e

Colgate				Through Games Of Jan. 29, 2018						
Average RPI Win:	299	WON-LOST	WINNING	LAST 10	STRENGTH OF	OPP. STRENGTH	TEAM	ADJ.	CONF.	ADJ CONF.
Average RPI Loss:	151	RECORD	PCT. RANK	GAMES	SCHEDULE	OF SCHEDULE	RPI	RPI	RPI	RPI
DIV. I ONLY	4- 17	311	0- 10	151	279	270	270	15	15	
DIV. I NON-CONF.	4- 7	226	0- 2	217	324	235	235	18	18	

TOTALS	RPI 1-25	RPI 26-50	W-L RECORDS	RPI 51-100	RPI 101-999	RPI 201+				
4- 17	0- 1	0- 1	OVERALL	0- 3	4- 12	4- 5				
1- 8	0- 0	0- 0	HOME	0- 1	1- 7	1- 2				
3- 9	0- 1	0- 1	AWAY	0- 2	3- 5	3- 3				
0- 0	0- 0	0- 0	NEUTRAL	0- 0	0- 0	0- 0				
4- 7	0- 1	0- 1	NON-CONFERENCE	0- 0	4- 5	4- 2				
1- 3	0- 0	0- 0	HOME	0- 0	1- 3	1- 1				
3- 4	0- 1	0- 1	AWAY	0- 0	3- 2	3- 1				
0- 0	0- 0	0- 0	NEUTRAL	0- 0	0- 0	0- 0				
0- 10	0- 0	0- 0	CONFERENCE	0- 3	0- 7	0- 3				
0- 5	0- 0	0- 0	HOME	0- 1	0- 4	0- 1				
0- 5	0- 0	0- 0	AWAY	0- 2	0- 3	0- 2				
0- 0	0- 0	0- 0	NEUTRAL	0- 0	0- 0	0- 0				

RPI 1-25				RPI 26-50				RPI 51-100				RPI 101+ Team's RPI: 270			
RPI	S	Opponent	Score	RPI	S	Opponent	Score	RPI	S	Opponent	Score	RPI	S	Opponent	Score
25	A	Syracuse	39 79	29	A	Arizona St.	54 65	72	A	American	44 67	101	H	Brown	73 83
								72	H	American	55 77	121	A	Yale	56 82
								84	A	Navy	54 70	145	A	Bucknel I	57 77
												173	H	Lehigh	51 59
												189	H	Army West Point	54 62
												193	H	Boston U.	49 62
												196	H	Siena	70 73
												213	H	Niagara	44 81
												223	H	Holy Cross	64 71
												237	A	Lafayette	48 63
												239	A	Loyola Maryland	55 70
												263	A	Fairleigh Dickinson	51 61
												278	A	Cornell	74 70
												280	A	Towson	65 61
												291	A	Canisius	70 63
												348	H	UMass Lowell	84 64

LAST 12 Division I GAMES:															
				72	A	American	44 67	84	A	Navy	54 70				
				189	H	Army West Point	54 62	237	A	Lafayette	48 63				
				239	A	Loyola Maryland	55 70	72	H	American	55 77				
				173	H	Lehigh	51 59	223	H	Holy Cross	64 71				
				145	A	Bucknel I	57 77	213	H	Niagara	44 81				
				193	H	Boston U.	49 62	101	H	Brown	73 83				

Non-Div I Games:

Colgate

C
o
l
g
a
t
e

Average RPI	Win: 204	WON-LOST RECORD	WINNING PCT. RANK	LAST 10 GAMES	STRENGTH OF SCHEDULE	OPP. STRENGTH OF SCHEDULE	TEAM RPI	ADJ. RPI	CONF. RPI	ADJ CONF. RPI
Average RPI	Loss: 70									
DIV. I ONLY	10- 10	170	2- 8	134	45	146	146	4	4	
DIV. I NON-CONF.	8- 2	45	1- 0	211	130	77	77	3	3	

TOTALS	RPI 1-25	RPI 26-50	W-L RECORDS	RPI 51-100	RPI 101-999	RPI 201+				
10- 10	0- 2	0- 4	OVERALL	1- 2	9- 2	4- 1				
6- 6	0- 2	0- 3	HOME	1- 0	5- 1	3- 0				
4- 4	0- 0	0- 1	AWAY	0- 2	4- 1	1- 1				
0- 0	0- 0	0- 0	NEUTRAL	0- 0	0- 0	0- 0				
8- 2	0- 0	0- 0	NON-CONFERENCE	1- 1	7- 1	3- 0				
5- 1	0- 0	0- 0	HOME	1- 0	4- 1	2- 0				
3- 1	0- 0	0- 0	AWAY	0- 1	3- 0	1- 0				
0- 0	0- 0	0- 0	NEUTRAL	0- 0	0- 0	0- 0				
2- 8	0- 2	0- 4	CONFERENCE	0- 1	2- 1	1- 1				
1- 5	0- 2	0- 3	HOME	0- 0	1- 0	1- 0				
1- 3	0- 0	0- 1	AWAY	0- 1	1- 1	0- 1				
0- 0	0- 0	0- 0	NEUTRAL	0- 0	0- 0	0- 0				

RPI 1-25				RPI 26-50				RPI 51-100				RPI 101+ Team's RPI: 146			
RPI	S	Opponent	Score	RPI	S	Opponent	Score	RPI	S	Opponent	Score	RPI	S	Opponent	Score
4	H	Oregon	55 74	29	A	Arizona St.	59 73	59	H	Miami (FL)	67 61	107	H	Dartmouth	75 81
8	H	UCLA	55 93	29	H	Arizona St.	47 72	79	A	Washington St.	75 89	109	H	George Mason	76 61
				38	H	Oregon St.	71 86	86	A	North Carolina	80 87	144	A	Washington	66 61
				45	H	Southern Cal i forni a	51 86					149	A	Colorado St.	70 67

LAST 12 Division I GAMES:															
				38	H	Oregon St.	71 86	144	A	Washington	66 61				
				4	H	Oregon	55 74	79	A	Washington St.	75 89				
				29	A	Arizona St.	59 73	277	H	Arizona	79 60				
				277	A	Arizona	63 72	29	H	Arizona St.	47 72				
				8	H	UCLA	55 93	321	A	Air Force	68 43				
				45	H	Southern Cal i forni a	51 86	107	H	Dartmouth	75 81				

Non-Div I Games: Westminster (MO) 106 47

Col orado

Average RPI Win:	210	WON-LOST	WINNING	LAST 10	STRENGTH OF	OPP. STRENGTH	TEAM	ADJ.	CONF.	ADJ CONF.
Average RPI Loss:	127	RECORD	PCT. RANK	GAMES	SCHEDULE	OF SCHEDULE	RPI	RPI	RPI	RPI
DIV. I ONLY	13- 7	88	6- 4	185	145	149	149	16	16	
DIV. I NON-CONF.	7- 3	74	2- 0	154	180	126	126	16	16	
<hr/>										
TOTALS	RPI 1-25	RPI 26-50	W-L RECORDS	RPI 51-100	RPI 101-999	RPI 201+				
13- 7	0- 0	0- 1	OVERALL	3- 1	10- 5	8- 0				
9- 5	0- 0	0- 1	HOME	2- 1	7- 3	6- 0				
4- 2	0- 0	0- 0	AWAY	1- 0	3- 2	2- 0				
0- 0	0- 0	0- 0	NEUTRAL	0- 0	0- 0	0- 0				
7- 3	0- 0	0- 1	NON-CONFERENCE	2- 0	5- 2	3- 0				
5- 3	0- 0	0- 1	HOME	1- 0	4- 2	3- 0				
2- 0	0- 0	0- 0	AWAY	1- 0	1- 0	0- 0				
0- 0	0- 0	0- 0	NEUTRAL	0- 0	0- 0	0- 0				
6- 4	0- 0	0- 0	CONFERENCE	1- 1	5- 3	5- 0				
4- 2	0- 0	0- 0	HOME	1- 1	3- 1	3- 0				
2- 2	0- 0	0- 0	AWAY	0- 0	2- 2	2- 0				
0- 0	0- 0	0- 0	NEUTRAL	0- 0	0- 0	0- 0				

RPI 1-25				RPI 26-50				RPI 51-100				RPI 101+				Team's RPI: 149
RPI	S	Opponent	Score	RPI	S	Opponent	Score	RPI	S	Opponent	Score	RPI	S	Opponent	Score	
				37	H	Oklahoma	46 78	51	A	Northern Colo.	55 44	104	A	UNLV	52 56	
								54	H	Wyoming	49 53	124	H	BYU	56 54	
								55	H	Gonzaga	65 49	146	H	Colorado	67 70	
								71	H	New Mexico	74 71	161	H	Idaho	69 83	
												191	A	Fresno St.	45 56	
												198	H	Boise St.	58 62	
												199	A	Denver	61 56	
												235	A	San Diego St.	65 63	
												235	H	San Diego St.	72 43	
												249	H	San Jose St.	63 48	
												283	H	Prairie View	71 59	
												287	H	Morgan St.	60 44	
												295	H	Utah St.	56 45	
												321	A	Air Force	40 39	
												330	H	N.C. Central	85 48	
<hr/>																
LAST 12 Division I GAMES:																
				71	H	New Mexico	74 71	191	A	Fresno St.	45 56					
				235	H	San Diego St.	72 43	235	A	San Diego St.	65 63					
				104	A	UNLV	52 56	249	H	San Jose St.	63 48					
				321	A	Air Force	40 39	198	H	Boise St.	58 62					
				54	H	Wyoming	49 53	287	H	Morgan St.	60 44					
				295	H	Utah St.	56 45	283	H	Prairie View	71 59					

Non-Div I Games: Eastern N.M. 75 35

Colorado St.

Col umbi a				Through Games Of Jan. 29, 2018							
Average RPI	Win:	232	WON-LOST	WINNING	LAST 10	STRENGTH OF	OPP. STRENGTH	TEAM	ADJ.	CONF.	ADJ CONF.
Average RPI	Loss:	121	RECORD	PCT. RANK	GAMES	SCHEDULE	OF SCHEDULE	RPI	RPI	RPI	RPI
DIV. I ONLY			7- 12	248	3- 7	131	158	195	195	9	9
DIV. I NON-CONF.			6- 9	214	4- 4	128	145	177	177	9	9

TOTALS		RPI 1-25		RPI 26-50		W-L RECORDS		RPI 51-100		RPI 101-999	
7- 12		0- 3		0- 2		OVERALL		0- 1		7- 6	4- 4
3- 3		0- 1		0- 0		HOME		0- 0		3- 2	1- 2
4- 6		0- 0		0- 1		AWAY		0- 1		4- 4	3- 2
0- 3		0- 2		0- 1		NEUTRAL		0- 0		0- 0	0- 0
6- 9		0- 3		0- 2		NON-CONFERENCE		0- 0		6- 4	3- 3
3- 2		0- 1		0- 0		HOME		0- 0		3- 1	1- 1
3- 4		0- 0		0- 1		AWAY		0- 0		3- 3	2- 2
0- 3		0- 2		0- 1		NEUTRAL		0- 0		0- 0	0- 0
1- 3		0- 0		0- 0		CONFERENCE		0- 1		1- 2	1- 1
0- 1		0- 0		0- 0		HOME		0- 0		0- 1	0- 1
1- 2		0- 0		0- 0		AWAY		0- 1		1- 1	1- 0
0- 0		0- 0		0- 0		NEUTRAL		0- 0		0- 0	0- 0

RPI 1-25				RPI 26-50				RPI 51-100				RPI 101+ Team's RPI: 195			
RPI	S	Opponent	Score	RPI	S	Opponent	Score	RPI	S	Opponent	Score	RPI	S	Opponent	Score
3	N	Mississippi St.	54 90	29	N	Arizona St.	48 72	53	A	Princeton	47 69	108	A	Penn	51 70
13	N	Green Bay	43 61	49	A	Houston	53 77					114	A	Rice	44 67
23	H	Buffalo	63 65									147	H	Saint Francis (PA)	94 81
												181	H	Boston College	68 60
												184	A	Providence	73 64
												203	A	Hampton	58 60
												211	H	Hofstra	75 53
												225	H	Richmond	79 85
												278	A	Cornell	72 54
												278	H	Cornell	47 57
												292	A	Vermont	73 66
												329	A	UMBC	60 44
												348	A	UMass Lowell	70 77

LAST 12 Division I GAMES:															
278	A	Cornell	72 54	49	A	Houston	53 77	211	H	Hofstra	75 53				
278	H	Cornell	47 57	23	H	Buffalo	63 65	147	H	Saint Francis (PA)	94 81				
108	A	Penn	51 70	53	A	Princeton	47 69	329	A	UMBC	60 44				
203	A	Hampton	58 60	181	H	Boston College	68 60								
114	A	Rice	44 67												

Non-Div I Games:

Col umbi a

Average RPI Win:	312	WON-LOST	WINNING	LAST 10	STRENGTH OF	OPP. STRENGTH	TEAM	ADJ.	CONF.	ADJ CONF.
Average RPI Loss:	175	RECORD	PCT. RANK	GAMES	SCHEDULE	OF SCHEDULE	RPI	RPI	RPI	RPI
DIV. I ONLY	6- 14	276	5- 5	270	313	298	298	31	31	
DIV. I NON-CONF.	1- 11	331	0- 4	130	177	298	298	30	30	

TOTALS	RPI 1-25	RPI 26-50	W-L RECORDS	RPI 51-100	RPI 101-999	RPI 201+				
6- 14	0- 3	0- 1	OVERALL	0- 0	6- 10	6- 7				
6- 1	0- 1	0- 0	HOME	0- 0	6- 0	6- 0				
0- 11	0- 0	0- 0	AWAY	0- 0	0- 2	0- 2				
0- 2	0- 1	0- 0	NEUTRAL	0- 0	0- 1	0- 1				
1- 11	0- 3	0- 1	NON-CONFERENCE	0- 0	1- 7	1- 4				
1- 1	0- 1	0- 0	HOME	0- 0	1- 0	1- 0				
0- 8	0- 1	0- 1	AWAY	0- 0	0- 6	0- 3				
0- 2	0- 1	0- 0	NEUTRAL	0- 0	0- 1	0- 1				
5- 3	0- 0	0- 0	CONFERENCE	0- 0	5- 3	5- 3				
5- 0	0- 0	0- 0	HOME	0- 0	5- 0	5- 0				
0- 3	0- 0	0- 0	AWAY	0- 0	0- 3	0- 3				
0- 0	0- 0	0- 0	NEUTRAL	0- 0	0- 0	0- 0				

RPI 1-25				RPI 26-50				RPI 51-100				RPI 101+ Team's RPI: 298			
RPI	S	Opponent	Score	RPI	S	Opponent	Score	RPI	S	Opponent	Score	RPI	S	Opponent	Score
9	A	Baylor	54 100	39	A	West Virginia	43 101					112	A	SFA	59 72
12	N	Missouri	50 73									119	A	Middle Tenn.	39 69
22	H	Maryland	49 113									177	A	Charlotte	49 78
												202	A	Norfolk St.	57 71
												224	A	N.C. A&T	63 64
												238	N	Manhattan	56 74
												260	H	Mt. St. Mary's	68 54
												287	H	Morgan St.	55 53
												311	H	UMES	69 63
												316	A	VCU	47 62
												319	A	Old Dominion	67 75
												330	A	N.C. Central	52 60
												332	A	Charleston So.	58 72
												334	H	South Carolina St.	56 39
												335	H	Florida A&M	62 56
												345	H	Savannah St.	66 57

LAST 12 Division I GAMES:															
				311	H	UMES	69 63	345	H	Savannah St.	66 57				
				334	H	South Carolina St.	56 39	202	A	Norfolk St.	57 71				
				287	H	Morgan St.	55 53	22	H	Maryland	49 113				
				224	A	N.C. A&T	63 64	316	A	VCU	47 62				
				330	A	N.C. Central	52 60	39	A	West Virginia	43 101				
				335	H	Florida A&M	62 56	119	A	Middle Tenn.	39 69				

Non-Div I Games:

Coppin St.

Average RPI Win:	279	WON-LOST	WINNING	LAST 10	STRENGTH OF	OPP. STRENGTH	TEAM	ADJ.	CONF.	ADJ CONF.
Average RPI Loss:	167	RECORD	PCT. RANK	GAMES	SCHEDULE	OF SCHEDULE	RPI	RPI	RPI	RPI
DIV. I ONLY	5- 12	280	3- 7	281	220	278	278	9	9	
DIV. I NON-CONF.	4- 9	249	3- 5	315	288	299	299	9	9	
<hr/>										
TOTALS	RPI 1-25	RPI 26-50	W-L RECORDS	RPI 51-100	RPI 101-999	RPI 201+				
5- 12	0- 0	0- 1	OVERALL	0- 1	5- 10	4- 3				
1- 6	0- 0	0- 0	HOME	0- 0	1- 6	1- 2				
4- 6	0- 0	0- 1	AWAY	0- 1	4- 4	3- 1				
0- 0	0- 0	0- 0	NEUTRAL	0- 0	0- 0	0- 0				
4- 9	0- 0	0- 1	NON-CONFERENCE	0- 0	4- 8	4- 3				
1- 5	0- 0	0- 0	HOME	0- 0	1- 5	1- 2				
3- 4	0- 0	0- 1	AWAY	0- 0	3- 3	3- 1				
0- 0	0- 0	0- 0	NEUTRAL	0- 0	0- 0	0- 0				
1- 3	0- 0	0- 0	CONFERENCE	0- 1	1- 2	0- 0				
0- 1	0- 0	0- 0	HOME	0- 0	0- 1	0- 0				
1- 2	0- 0	0- 0	AWAY	0- 1	1- 1	0- 0				
0- 0	0- 0	0- 0	NEUTRAL	0- 0	0- 0	0- 0				

RPI 1-25				RPI 26-50				RPI 51-100				RPI 101+				Team's RPI: 278	
RPI	S	Opponent	Score	RPI	S	Opponent	Score	RPI	S	Opponent	Score	RPI	S	Opponent	Score		
				42	A	Drexel	39 61										
								53	A	Princeton	54 75	108	A	Penn	48 68		
												160	H	Binghamton	58 66		
												162	A	Pittsburgh	39 51		
												173	H	Lehigh	57 62		
												180	A	New Hampshire	45 48		
												183	H	Oakland	77 79		
												195	A	Columbia	57 47		
												195	H	Columbia	54 72		
												222	H	Stony Brook	48 40		
												237	H	Lafayette	58 59		
												239	A	Loyola Maryland	63 78		
												270	H	Colgate	70 74		
												291	A	Canisius	67 59		
												341	A	NJIT	61 46		
												348	A	UMass Lowell	71 53		
LAST 12 Division I GAMES:																	
				195	H	Columbia	54 72	180	A	New Hampshire	45 48						
				195	A	Columbia	57 47	42	A	Drexel	39 61						
				53	A	Princeton	54 75	160	H	Binghamton	58 66						
				108	A	Penn	48 68	183	H	Oakland	77 79						
				341	A	NJIT	61 46	222	H	Stony Brook	48 40						
				348	A	UMass Lowell	71 53	237	H	Lafayette	58 59						

Non-Div I Games:

Cornell

Creighton				Through Games Of Jan. 29, 2018							
Average RPI	Win:	112	WON-LOST	WINNING	LAST 10	STRENGTH OF	OPP. STRENGTH	TEAM	ADJ.	CONF.	ADJ CONF.
Average RPI	Loss:	53	RECORD	PCT. RANK	GAMES	SCHEDULE	OF SCHEDULE	RPI	RPI	RPI	RPI
DIV. I ONLY		13- 8		107	6- 4	22	10	44	44	6	6
DIV. I NON-CONF.		6- 4		122	0- 1	11	11	39	39	5	5

TOTALS	RPI 1-25		RPI 26-50		W-L RECORDS	RPI 51-100		RPI 101-999		RPI 201+	
13- 8	1- 3		2- 1		OVERALL	4- 3		6- 1		1- 0	
8- 3	1- 2		1- 1		HOME	2- 0		4- 0		0- 0	
5- 3	0- 0		1- 0		AWAY	2- 3		2- 0		1- 0	
0- 2	0- 1		0- 0		NEUTRAL	0- 0		0- 1		0- 0	
6- 4	0- 2		2- 0		NON-CONFERENCE	1- 1		3- 1		1- 0	
3- 1	0- 1		1- 0		HOME	0- 0		2- 0		0- 0	
3- 1	0- 0		1- 0		AWAY	1- 1		1- 0		1- 0	
0- 2	0- 1		0- 0		NEUTRAL	0- 0		0- 1		0- 0	
7- 4	1- 1		0- 1		CONFERENCE	3- 2		3- 0		0- 0	
5- 2	1- 1		0- 1		HOME	2- 0		2- 0		0- 0	
2- 2	0- 0		0- 0		AWAY	1- 2		1- 0		0- 0	
0- 0	0- 0		0- 0		NEUTRAL	0- 0		0- 0		0- 0	

RPI 1-25				RPI 26-50				Team's RPI: 44				RPI 51-100				RPI 101+			
RPI	S	Opponent	Score	RPI	S	Opponent	Score	RPI	S	Opponent	Score	RPI	S	Opponent	Score	RPI	S	Opponent	Score
7	H	Florida St.	82 92	26	H	DePaul	54 82	56	A	St. John's (NY)	65 72	125	H	Georgetown	69 58				
8	N	UCLA	63 72	40	H	South Dakota St.	72 65	56	H	St. John's (NY)	53 39	137	H	UNI	89 78				
20	H	Marquette	77 92	47	A	Nebraska	64 49	74	A	South Dakota	68 73	138	H	Wichita St.	66 61				
21	H	Villanova	69 54					89	A	Butler	53 59	144	N	Washington	64 67				
								94	A	Seton Hall	68 51	184	H	Providence	73 56				
								94	H	Seton Hall	81 64	194	A	Xavier	71 64				
								97	A	Drake	108 100	233	A	Omaha	72 51				
LAST 12 Division I GAMES:																			
				94	H	Seton Hall	81 64	20	H	Marquette	77 92								
				56	H	St. John's (NY)	53 39	56	A	St. John's (NY)	65 72								
				194	A	Xavier	71 64	94	A	Seton Hall	68 51								
				89	A	Butler	53 59	125	H	Georgetown	69 58								
				184	H	Providence	73 56	21	H	Villanova	69 54								
				26	H	DePaul	54 82	7	H	Florida St.	82 92								

Non-Div I Games:

Creighton

Average RPI	Win: 203	WON-LOST	WINNING	LAST 10	STRENGTH OF	OPP. STRENGTH	TEAM	ADJ.	CONF.	ADJ CONF.
Average RPI	Loss: 99	RECORD	PCT. RANK	GAMES	SCHEDULE	OF SCHEDULE	RPI	RPI	RPI	RPI
DIV. I ONLY	10- 7	125	4- 6	106	150	107	107	9	9	
DIV. I NON-CONF.	8- 5	111	4- 4	195	211	115	115	9	9	

TOTALS	RPI 1-25	RPI 26-50	W-L RECORDS	RPI 51-100	RPI 101-999	RPI 201+				
10- 7	0- 1	0- 0	OVERALL	1- 3	9- 3	4- 0				
7- 2	0- 0	0- 0	HOME	1- 1	6- 1	3- 0				
3- 5	0- 1	0- 0	AWAY	0- 2	3- 2	1- 0				
0- 0	0- 0	0- 0	NEUTRAL	0- 0	0- 0	0- 0				
8- 5	0- 1	0- 0	NON-CONFERENCE	0- 2	8- 2	4- 0				
5- 1	0- 0	0- 0	HOME	0- 1	5- 0	3- 0				
3- 4	0- 1	0- 0	AWAY	0- 1	3- 2	1- 0				
0- 0	0- 0	0- 0	NEUTRAL	0- 0	0- 0	0- 0				
2- 2	0- 0	0- 0	CONFERENCE	1- 1	1- 1	0- 0				
2- 1	0- 0	0- 0	HOME	1- 0	1- 1	0- 0				
0- 1	0- 0	0- 0	AWAY	0- 1	0- 0	0- 0				
0- 0	0- 0	0- 0	NEUTRAL	0- 0	0- 0	0- 0				

RPI	S	Opponent	Score	RPI	S	Opponent	Score	RPI	S	Opponent	Score	RPI	S	Opponent	Score	Team's RPI: 107
6	A	Ohio St.	70 103					67	A	Albany (NY)	61 76	101	H	Brown	78 73	
								68	A	Harvard	65 76	121	H	Yale	39 57	
								68	H	Harvard	63 56	146	A	Colorado	81 75	
								82	H	Maine	51 64	160	A	Binghamton	64 80	
												171	A	Marist	60 51	
												180	H	New Hampshire	57 49	
												181	H	Boston College	68 57	
												189	A	Army West Point	56 71	
												223	A	Holy Cross	76 74	
												292	H	Vermont	66 56	
												328	H	Rhode Island	70 54	
												341	H	NJIT	81 50	

LAST 12 Division I GAMES:																
121	H	Yale	39 57	223	A	Holy Cross	76 74									
101	H	Brown	78 73	6	A	Ohio St.	70 103									
68	A	Harvard	65 76	146	A	Colorado	81 75									
68	H	Harvard	63 56	82	H	Maine	51 64									
160	A	Binghamton	64 80	180	H	New Hampshire	57 49									
67	A	Albany (NY)	61 76	171	A	Marist	60 51									

Non-Div I Games:

Dartmouth

Average RPI Win:	247	WON-LOST	WINNING	LAST 10	STRENGTH OF	OPP. STRENGTH	TEAM	ADJ.	CONF.	ADJ CONF.
Average RPI Loss:	91	RECORD	PCT. RANK	GAMES	SCHEDULE	OF SCHEDULE	RPI	RPI	RPI	RPI
DIV. I ONLY	9- 13	225	4- 6	66	192	148	148	13	13	
DIV. I NON-CONF.	5- 8	220	2- 1	57	218	140	140	10	10	
<hr/>										
TOTALS	RPI 1-25	RPI 26-50	W-L RECORDS	RPI 51-100	RPI 101-999	RPI 201+				
9- 13	0- 1	0- 2	OVERALL	0- 5	9- 5	7- 0				
4- 6	0- 0	0- 1	HOME	0- 3	4- 2	3- 0				
5- 7	0- 1	0- 1	AWAY	0- 2	5- 3	4- 0				
0- 0	0- 0	0- 0	NEUTRAL	0- 0	0- 0	0- 0				
5- 8	0- 1	0- 1	NON-CONFERENCE	0- 3	5- 3	3- 0				
2- 3	0- 0	0- 0	HOME	0- 2	2- 1	1- 0				
3- 5	0- 1	0- 1	AWAY	0- 1	3- 2	2- 0				
0- 0	0- 0	0- 0	NEUTRAL	0- 0	0- 0	0- 0				
4- 5	0- 0	0- 1	CONFERENCE	0- 2	4- 2	4- 0				
2- 3	0- 0	0- 1	HOME	0- 1	2- 1	2- 0				
2- 2	0- 0	0- 0	AWAY	0- 1	2- 1	2- 0				
0- 0	0- 0	0- 0	NEUTRAL	0- 0	0- 0	0- 0				

RPI	S	Opponent	Score	RPI	S	Opponent	Score	RPI	S	Opponent	Score	RPI	S	Opponent	Score	Team's RPI: 148
18	A	NC State	49 73	48	H	Dayton	68 85	53	H	Princeton	57 63	109	A	George Mason	61 74	
				50	A	UCF	54 62	57	H	Duquesne	54 79	111	H	George Washington	48 53	
								65	A	Fordham	58 66	122	A	High Point	82 74	
								66	A	Mercer	54 69	140	A	William & Mary	55 73	
								77	H	Elon	58 75	177	H	Charlotte	68 66	
												187	A	Furman	62 65	
												201	H	Gardner-Webb	65 70	
												225	A	Richmond	68 65	
												229	A	St. Bonaventure	75 68	
												258	H	UNC Asheville	58 50	
												272	A	Appalachian St.	59 57	
												288	H	Massachusetts	87 81	
												320	A	Western Caro.	70 57	
												328	H	Rhode Island	77 67	
<hr/>																
LAST 12 Division I GAMES:																
				48	H	Dayton	68 85	328	H	Rhode Island	77 67					
				288	H	Massachusetts	87 81	57	H	Duquesne	54 79					
				229	A	St. Bonaventure	75 68	109	A	George Mason	61 74					
				111	H	George Washington	48 53	50	A	UCF	54 62					
				225	A	Richmond	68 65	177	H	Charlotte	68 66					
				65	A	Fordham	58 66	122	A	High Point	82 74					

Non-Div I Games:

Davidson

Average RPI Win: 177

Average RPI Loss: 41

WON-LOST
RECORDWINNING
PCT. RANKLAST 10
GAMESSTRENGTH OF
SCHEDULEOPP. STRENGTH
OF SCHEDULETEAM
RPIADJ.
RPICONF.
RPIADJ CONF.
RPIDIV. I ONLY
DIV. I NON-CONF.16- 4
7- 430
10210- 0
2- 1142
6090
7848
7048
7013
1013
10

TOTALS

RPI 1-25

RPI 26-50

W-L RECORDS

RPI 51-100

RPI 101-999

RPI 201+

16- 4

0- 1

1- 1

OVERALL

4- 2

11- 0

7- 0

8- 1

0- 1

1- 0

HOME

1- 0

6- 0

4- 0

5- 2

0- 0

0- 0

AWAY

1- 2

4- 0

2- 0

3- 1

0- 0

0- 1

NEUTRAL

2- 0

1- 0

1- 0

7- 4

0- 1

1- 1

NON-CONFERENCE

3- 2

3- 0

3- 0

4- 1

0- 1

1- 0

HOME

1- 0

2- 0

2- 0

0- 2

0- 0

0- 0

AWAY

0- 2

0- 0

0- 0

3- 1

0- 0

0- 1

NEUTRAL

2- 0

1- 0

1- 0

9- 0

0- 0

0- 0

CONFERENCE

1- 0

8- 0

4- 0

4- 0

0- 0

0- 0

HOME

0- 0

4- 0

2- 0

5- 0

0- 0

0- 0

AWAY

1- 0

4- 0

2- 0

0- 0

0- 0

0- 0

NEUTRAL

0- 0

0- 0

0- 0

RPI 1-25

RPI 26-50

Team's RPI: 48

RPI 51-100

RPI 101+

RPI	S	Opponent	Score
13	H	Green Bay	64 75

RPI	S	Opponent	Score
28	H	Virginia	61 46
31	N	South Fla.	87 93

RPI	S	Opponent	Score
58	A	Quinnipiac	66 72
61	A	Tolledo	50 68
65	A	Fordham	63 62
68	N	Harvard	72 66
90	H	James Madison	82 54
92	N	Tulane	71 65

RPI	S	Opponent	Score
105	H	Saint Louis	101 76
111	H	George Washington	66 55
148	A	Davison	85 68
154	A	Saint Joseph's	65 59
221	A	La Salle	76 47
225	A	Richmond	66 59
229	H	St. Bonaventure	80 59
287	H	Morgan St.	88 52
328	H	Rhode Island	116 58
338	N	Mississippi Val.	65 46
340	H	Ark.-Pine Bluff	81 43

LAST 12 Division I GAMES:

148	A	Davison	85 68
225	A	Richmond	66 59
111	H	George Washington	66 55
65	A	Fordham	63 62
105	H	Saint Louis	101 76
229	H	St. Bonaventure	80 59

154	A	Saint Joseph's	65 59
328	H	Rhode Island	116 58
221	A	La Salle	76 47
338	N	Mississippi Val.	65 46
31	N	South Fla.	87 93
90	H	James Madison	82 54

Dayton

Dayton

Non-Div I Games:

Dayton

Loss,
 Non-Conf, S Site,
 H Home
A Away
 N Neutral

DePaul

Non-Div I Games:

DePaul				Through Games Of Jan. 29, 2018							
Average RPI Win:		127	WON-LOST RECORD	WINNING PCT. RANK	LAST 10 GAMES	STRENGTH OF SCHEDULE	OPP. STRENGTH OF SCHEDULE	TEAM RPI	ADJ. RPI	CONF. RPI	ADJ CONF. RPI
Average RPI Loss:		22									
DIV. I ONLY			16- 6	58	8- 2	29	7	26	26	6	6
DIV. I NON-CONF.			8- 4	87	1- 1	28	4	47	47	5	5

TOTALS		RPI 1-25	RPI 26-50		W-L RECORDS		RPI 51-100	RPI 101-999	RPI 201+		
16- 6		1- 4	2- 1		OVERALL		5- 1	8- 0	2- 0		
10- 2		1- 1	1- 0		HOME		4- 1	4- 0	2- 0		
4- 3		0- 3	1- 0		AWAY		0- 0	3- 0	0- 0		
2- 1		0- 0	0- 1		NEUTRAL		1- 0	1- 0	0- 0		
8- 4		0- 2	1- 1		NON-CONFERENCE		2- 1	5- 0	2- 0		
5- 2		0- 1	1- 0		HOME		1- 1	3- 0	2- 0		
1- 1		0- 1	0- 0		AWAY		0- 0	1- 0	0- 0		
2- 1		0- 0	0- 1		NEUTRAL		1- 0	1- 0	0- 0		
8- 2		1- 2	1- 0		CONFERENCE		3- 0	3- 0	0- 0		
5- 0		1- 0	0- 0		HOME		3- 0	1- 0	0- 0		
3- 2		0- 2	1- 0		AWAY		0- 0	2- 0	0- 0		
0- 0		0- 0	0- 0		NEUTRAL		0- 0	0- 0	0- 0		

RPI 1-25				RPI 26-50		Team's RPI: 26		RPI 51-100		RPI 101+	
RPI	S	Opponent	Score	RPI	S	Opponent	Score	RPI	S	Opponent	Score
1	A	Notre Dame	82 91	34	N	FGCU	84 89	51	H	Northern Colo.	88 94
2	H	UConn	69 103	37	H	Oklahoma	111 108	55	N	Gonzaga	88 71
20	A	Marquette	81 93	44	A	Creighton	82 54	56	H	St. John's (NY)	76 67
20	H	Marquette	95 83					62	H	IUPUI	85 71
21	A	Villanova	58 84					89	H	Butler	87 65
								94	H	Seton Hall	89 66

DePaul

DePaul

Delaware

Delaware				Through Games Of Jan. 29, 2018							
Average RPI Win:	225	WON-LOST	WINNING	LAST 10	STRENGTH OF	OPP. STRENGTH	TEAM	ADJ.	CONF.	ADJ CONF.	
Average RPI Loss:	126	RECORD	PCT. RANK	GAMES	SCHEDULE	OF SCHEDULE	RPI	RPI	RPI	RPI	
DIV. I ONLY		13- 7	88	7- 3	216	198	119	119	10	10	
DIV. I NON-CONF.		7- 4	102	3- 0	243	249	137	137	13	13	

TOTALS	RPI 1-25		RPI 26-50		W-L RECORDS		RPI 51-100		RPI 101-999	RPI 201+	
13- 7	0- 1		0- 1		OVERALL		2- 2		11- 3	9- 1	
6- 2	0- 0		0- 0		HOME		2- 0		4- 2	4- 0	
6- 4	0- 1		0- 1		AWAY		0- 2		6- 0	4- 0	
1- 1	0- 0		0- 0		NEUTRAL		0- 0		1- 1	1- 1	
7- 4	0- 1		0- 0		NON-CONFERENCE		1- 1		6- 2	4- 1	
3- 1	0- 0		0- 0		HOME		1- 0		2- 1	2- 0	
3- 2	0- 1		0- 0		AWAY		0- 1		3- 0	1- 0	
1- 1	0- 0		0- 0		NEUTRAL		0- 0		1- 1	1- 1	
6- 3	0- 0		0- 1		CONFERENCE		1- 1		5- 1	5- 0	
3- 1	0- 0		0- 0		HOME		1- 0		2- 1	2- 0	
3- 2	0- 0		0- 1		AWAY		0- 1		3- 0	3- 0	
0- 0	0- 0		0- 0		NEUTRAL		0- 0		0- 0	0- 0	

RPI 1-25				RPI 26-50				RPI 51-100				RPI 101+ Team's RPI: 119			
RPI	S	Opponent	Score	RPI	S	Opponent	Score	RPI	S	Opponent	Score	RPI	S	Opponent	Score
23	A	Buffalo	73 87	42	A	Drexel	53 74	53	A	Princeton	60 78	153	H	Northeastern	53 64
								72	H	American	72 56	155	A	Hartford	72 63
								77	A	Elon	51 64	189	A	Army West Point	70 59
								77	H	Elon	80 66	193	H	Boston U.	79 85
												211	A	Hofstra	58 51
												229	A	St. Bonaventure	53 52
												239	H	Loyola Maryland	71 38
												255	A	Col. of Charleston	68 59
												279	A	UNCW	82 49
												279	H	UNCW	80 62
												280	H	Towson	51 49
												310	H	Delaware St.	84 49
												343	N	Saint Peter's	87 90
												344	N	Eastern Ill.	66 37
LAST 12 Division I GAMES:															
279	H	UNCW	80 62	255	A	Col. of Charleston	68 59	77	H	Elon	80 66	42	A	Drexel	53 74
153	H	Northeastern	53 64												
77	A	Elon	51 64												
279	A	UNCW	82 49	239	H	Loyola Maryland	71 38								
280	H	Towson	51 49	310	H	Delaware St.	84 49								
211	A	Hofstra	58 51	189	A	Army West Point	70 59								

Non-Div I Games:

Delaware

Delaware

Average RPI Win:	329	WON-LOST	WINNING	LAST 10	STRENGTH OF	OPP. STRENGTH	TEAM	ADJ.	CONF.	ADJ CONF.
Average RPI Loss:	163	RECORD	PCT. RANK	GAMES	SCHEDULE	OF SCHEDULE	RPI	RPI	RPI	RPI
DIV. I ONLY	4- 17	311	3- 7	223	273	310	310	31	31	
DIV. I NON-CONF.	1- 12	335	0- 4	102	110	288	288	30	30	

TOTALS	RPI 1-25	RPI 26-50	W-L RECORDS	RPI 51-100	RPI 101-999	RPI 201+				
4- 17	0- 1	0- 2	OVERALL	0- 1	4- 13	4- 5				
3- 6	0- 0	0- 1	HOME	0- 0	3- 5	3- 3				
1- 9	0- 0	0- 0	AWAY	0- 0	1- 3	1- 1				
0- 2	0- 0	0- 0	NEUTRAL	0- 1	0- 1	0- 0				
1- 12	0- 1	0- 2	NON-CONFERENCE	0- 1	1- 8	1- 1				
1- 3	0- 0	0- 1	HOME	0- 0	1- 2	1- 1				
0- 7	0- 1	0- 1	AWAY	0- 0	0- 5	0- 0				
0- 2	0- 0	0- 0	NEUTRAL	0- 1	0- 1	0- 0				
3- 5	0- 0	0- 0	CONFERENCE	0- 0	3- 5	3- 4				
2- 3	0- 0	0- 0	HOME	0- 0	2- 3	2- 2				
1- 2	0- 0	0- 0	AWAY	0- 0	1- 2	1- 2				
0- 0	0- 0	0- 0	NEUTRAL	0- 0	0- 0	0- 0				

RPI 1-25				RPI 26-50				RPI 51-100				RPI 101+ Team's RPI: 310			
RPI	S	Opponent	Score	RPI	S	Opponent	Score	RPI	S	Opponent	Score	RPI	S	Opponent	Score
24	A	Michigan	36 105	26	A	DePaul	71 110	100	N	Ole Miss	58 110	119	A	Delaware	49 84
				42	H	Drexel	52 73					134	A	Kansas	49 81
												151	H	Bethune-Cookman	60 68
												157	H	Robert Morris	42 65
												168	A	Temple	72 96
												172	N	Stetson	43 58
												174	A	Florida	51 85
												185	A	Fla. Atlantic	67 90
												203	A	Hampton	62 66
												221	H	La Salle	48 71
												224	H	N. C. A&T	48 66
												287	A	Morgan St.	62 54
												330	H	N. C. Central	67 74
												334	H	South Carolina St.	58 44
												335	A	Florida A&M	54 59
												345	H	Savannah St.	93 79
												349	H	Longwood	60 56

LAST 12 Division I GAMES:															
345	H	Savannah St.	93 79	334	H	South Carolina St.	58 44	330	H	N. C. Central	67 74				
287	A	Morgan St.	62 54	172	N	Stetson	43 58	185	A	Fla. Atlantic	67 90				
151	H	Bethune-Cookman	60 68	174	A	Florida	51 85	24	A	Michigan	36 105				
335	A	Florida A&M	54 59												
203	A	Hampton	62 66												
224	H	N. C. A&T	48 66												

Non-Div I Games:

Delaware St.

Average RPI Win:	317	WON-LOST	WINNING	LAST 10	STRENGTH OF	OPP. STRENGTH	TEAM	ADJ.	CONF.	ADJ CONF.
Average RPI Loss:	129	RECORD	PCT. RANK	GAMES	SCHEDULE	OF SCHEDULE	RPI	RPI	RPI	RPI
DIV. I ONLY	1- 19	344	1- 9	110	115	290	290	11	11	
DIV. I NON-CONF.	0- 11	337	0- 3	139	51	315	315	12	12	

TOTALS	RPI 1-25	RPI 26-50	W-L RECORDS	RPI 51-100	RPI 101-999	RPI 201+				
1- 19	0- 2	0- 1	OVERALL	0- 3	1- 13	1- 4				
0- 9	0- 2	0- 1	HOME	0- 1	0- 5	0- 2				
1- 8	0- 0	0- 0	AWAY	0- 2	1- 6	1- 1				
0- 2	0- 0	0- 0	NEUTRAL	0- 0	0- 2	0- 1				
0- 11	0- 1	0- 1	NON-CONFERENCE	0- 2	0- 7	0- 2				
0- 5	0- 1	0- 1	HOME	0- 1	0- 2	0- 1				
0- 4	0- 0	0- 0	AWAY	0- 1	0- 3	0- 0				
0- 2	0- 0	0- 0	NEUTRAL	0- 0	0- 2	0- 1				
1- 8	0- 1	0- 0	CONFERENCE	0- 1	1- 6	1- 2				
0- 4	0- 1	0- 0	HOME	0- 0	0- 3	0- 1				
1- 4	0- 0	0- 0	AWAY	0- 1	1- 3	1- 1				
0- 0	0- 0	0- 0	NEUTRAL	0- 0	0- 0	0- 0				

RPI 1-25				RPI 26-50				RPI 51-100				RPI 101+ Team's RPI: 290			
RPI	S	Opponent	Score	RPI	S	Opponent	Score	RPI	S	Opponent	Score	RPI	S	Opponent	Score
13	H	Green Bay	27 85	41	H	Michigan St.	60 97	61	H	Toledo	64 81	102	H	Wright St.	60 88
24	H	Michigan	50 86					62	A	IUPUI	62 90	106	H	Milwaukee	61 70
								98	A	Western Mich.	62 74	110	A	Miami (OH)	64 91
												118	N	Clemson	44 72
												123	A	Kent St.	74 82
												132	A	Cleveland St.	50 75
												142	H	Bowling Green	81 85
												183	A	Oakland	50 83
												192	A	Illinois	65 73
												207	H	Eastern Mich.	76 78
												234	N	North Texas	57 63
												241	A	Youngstown St.	59 76
												267	H	Northern Ky.	67 78
												317	A	Ill. -Chicago	61 58

LAST 12 Division I GAMES:															
183	A	Oakland	50 83	267	H	Northern Ky.	67 78	132	A	Cleveland St.	50 75	241	A	Youngstown St.	59 76
106	H	Milwaukee	61 70					61	H	Toledo	64 81				
13	H	Green Bay	27 85					207	H	Eastern Mich.	76 78	192	A	Illinois	65 73
317	A	Ill. -Chicago	61 58												
62	A	IUPUI	62 90												
102	H	Wright St.	60 88												

Non-Div I Games:

Detroit Mercy

Average RPI Win: 216

Average RPI Loss: 47

WON-LOST
RECORDWINNING
PCT. RANKLAST 10
GAMESSTRENGTH OF
SCHEDULEOPP. STRENGTH
OF SCHEDULETEAM
RPIADJ.
RPICONF.
RPIADJ CONF.
RPIDIV. I ONLY
DIV. I NON-CONF.13- 7
4- 788
2269- 1
0- 3113
16137
2497
13397
13324
2224
22

TOTALS

RPI 1-25

RPI 26-50

W-L RECORDS

RPI 51-100

RPI 101-999

RPI 201+

13- 7

0- 1

0- 4

OVERALL

0- 1

13- 1

7- 0

8- 3

0- 0

0- 3

HOME

0- 0

8- 0

4- 0

4- 3

0- 1

0- 1

AWAY

0- 1

4- 0

2- 0

1- 1

0- 0

0- 0

NEUTRAL

0- 0

1- 1

1- 0

4- 7

0- 1

0- 4

NON-CONFERENCE

0- 1

4- 1

1- 0

3- 3

0- 0

0- 3

HOME

0- 0

3- 0

0- 0

0- 3

0- 1

0- 1

AWAY

0- 1

0- 0

0- 0

1- 1

0- 0

0- 0

NEUTRAL

0- 0

1- 1

1- 0

9- 0

0- 0

0- 0

CONFERENCE

0- 0

9- 0

6- 0

5- 0

0- 0

0- 0

HOME

0- 0

5- 0

4- 0

4- 0

0- 0

0- 0

AWAY

0- 0

4- 0

2- 0

0- 0

0- 0

0- 0

NEUTRAL

0- 0

0- 0

0- 0

RPI 1-25

RPI 26-50

RPI 51-100

Team's RPI: 97

RPI 101+

RPI	S	Opponent	Score
4	A	Oregon	77 110

RPI	S	Opponent	Score
30	A	Iowa	66 79
40	H	South Dakota St.	78 85
44	H	Creighton	100 108
47	H	Nebraska	84 89

RPI	S	Opponent	Score
54	A	Wyoming	61 75

RPI	S	Opponent	Score
106	H	Milwaukee	77 73
109	N	George Mason	75 87
126	A	Missouri St.	80 68
127	H	Iowa St.	83 80
128	H	Liberty	96 68
137	H	UNI	81 64
141	A	Southern Ill.	75 64
236	A	Bradley	84 75
256	H	Indiana St.	85 64
268	A	Illinois St.	65 58
286	H	Valparaiso	86 50
308	H	Loyola Chicago	72 46
338	N	Mississippi Val.	96 60
347	H	Evansville	107 66

LAST 12 Division I GAMES:

236	A	Bradley	84 75
268	A	Illinois St.	65 58
137	H	UNI	81 64
347	H	Evansville	107 66
256	H	Indiana St.	85 64
141	A	Southern Ill.	75 64

126	A	Missouri St.	80 68
308	H	Loyola Chicago	72 46
286	H	Valparaiso	86 50
30	A	Iowa	66 79
40	H	South Dakota St.	78 85
47	H	Nebraska	84 89

Non-Div I Games: Iowa Wesleyan 102 25

Drake

Loss,
 Non-Conf, S Site,
 H Home
A Away
 N Neutral

Average RPI Win: **187**
 Average RPI Loss: **62**

WON-LOST
RECORD

WINNING
PCT. RANK

LAST 10
GAMES

STRENGTH OF
SCHEDULE

OPP. STRENGTH
OF SCHEDULE

TEAM
RPI

ADJ.
RPI

CONF.
RPI

ADJ CONF.
RPI

DIV. I ONLY	16- 5	45	9- 1	92	129	42	42	10	10
DIV. I NON-CONF.	8- 4	87	2- 1	149	95	79	79	13	13
TOTALS	RPI 1-25	RPI 26-50	W-L RECORDS	RPI 51-100	RPI 101-999	RPI 201+			
16- 5	0- 1	0- 1	OVERALL	2- 3	14- 0	8- 0			
9- 0	0- 0	0- 0	HOME	1- 0	8- 0	5- 0			
6- 3	0- 1	0- 0	AWAY	0- 2	6- 0	3- 0			
1- 2	0- 0	0- 1	NEUTRAL	1- 1	0- 0	0- 0			
8- 4	0- 1	0- 1	NON-CONFERENCE	1- 2	7- 0	5- 0			
4- 0	0- 0	0- 0	HOME	0- 0	4- 0	3- 0			
3- 2	0- 1	0- 0	AWAY	0- 1	3- 0	2- 0			
1- 2	0- 0	0- 1	NEUTRAL	1- 1	0- 0	0- 0			
8- 1	0- 0	0- 0	CONFERENCE	1- 1	7- 0	3- 0			
5- 0	0- 0	0- 0	HOME	1- 0	4- 0	2- 0			
3- 1	0- 0	0- 0	AWAY	0- 1	3- 0	1- 0			
0- 0	0- 0	0- 0	NEUTRAL	0- 0	0- 0	0- 0			

RPI 1-25				RPI 26-50				Team's RPI: 42				RPI 51-100				RPI 101+			
RPI	S	Opponent	Score	RPI	S	Opponent	Score	RPI	S	Opponent	Score	RPI	S	Opponent	Score	RPI	S	Opponent	Score
25	A	Syracuse	62 72	39	N	West Virginia	42 75	75	N	Virginia Tech	67 79	119	H	Delaware	74 53				
								77	H	Elon	58 56	140	A	William & Mary	65 58				
								80	A	Penn St.	70 84	145	H	Bucknell	63 54				
								89	N	Butler	76 62	153	A	Northeastern	69 58				
								90	A	James Madison	48 56	153	H	Northeastern	58 50				
												154	A	Saint Joseph's	65 58				
												211	A	Hofstra	58 47				
												211	H	Hofstra	47 38				
												213	A	Niagara	66 65				
												221	H	La Salle	79 54				
												237	H	Lafayette	52 37				
												278	H	Cornell	61 39				
												279	H	UNCW	68 42				
												310	A	Delaware St.	73 52				
LAST 12 Division I GAMES:																			
153	H	Northeastern	58 50	140	A	William & Mary	65 58	211	H	Hofstra	47 38	119	H	Delaware	74 53				
77	H	Elon	58 56	211	H	Hofstra	47 38	278	H	Cornell	61 39	154	A	Saint Joseph's	65 58				
211	A	Hofstra	58 47	278	H	Cornell	61 39	25	A	Syracuse	62 72								
153	A	Northeastern	69 58																
279	H	UNCW	68 42																
90	A	James Madison	48 56																

Non-Div I Games:

Drexel

Loss, Non-Conf, S Site, H Home A Away N Neutral

D
u
k
e

D
u
k
e

Duke

D
u
q
u
e
s
n
e

Duquesne					Through Games Of Jan. 29, 2018						
Average RPI	Win:	191	WON-LOST	WINNING	LAST 10	STRENGTH OF	OPP. STRENGTH	TEAM	ADJ.	CONF.	ADJ CONF.
Average RPI	Loss:	103	RECORD	PCT. RANK	GAMES	SCHEDULE	OF SCHEDULE	RPI	RPI	RPI	RPI
DIV. I ONLY	18- 3	12	9- 1	221	96	57	57	13	13		
DIV. I NON-CONF.	10- 3	51	3- 1	203	47	60	60	10	10		

TOTALS	RPI 1-25		RPI 26-50		W-L RECORDS	RPI 51-100		RPI 101-999		RPI 201+	
18- 3	0- 1		2- 0		OVERALL	1- 0		15- 2		9- 0	
10- 0	0- 0		1- 0		HOME	1- 0		8- 0		6- 0	
7- 2	0- 0		1- 0		AWAY	0- 0		6- 2		2- 0	
1- 1	0- 1		0- 0		NEUTRAL	0- 0		1- 0		1- 0	
10- 3	0- 1		2- 0		NON-CONFERENCE	1- 0		7- 2		5- 0	
6- 0	0- 0		1- 0		HOME	1- 0		4- 0		3- 0	
3- 2	0- 0		1- 0		AWAY	0- 0		2- 2		1- 0	
1- 1	0- 1		0- 0		NEUTRAL	0- 0		1- 0		1- 0	
8- 0	0- 0		0- 0		CONFERENCE	0- 0		8- 0		4- 0	
4- 0	0- 0		0- 0		HOME	0- 0		4- 0		3- 0	
4- 0	0- 0		0- 0		AWAY	0- 0		4- 0		1- 0	
0- 0	0- 0		0- 0		NEUTRAL	0- 0		0- 0		0- 0	

RPI 1-25				RPI 26-50				Team's RPI: 57		RPI 101+	
RPI S	Opponent	Score		RPI S	Opponent	Score		RPI S	Opponent	Score	
2 N	UConn	52	104	28 A	Virginia	74 63		61 H	Toledo	73 54	
				36 H	Central Mi ch.	64 61					

RPI 101+											
RPI S	Opponent	Score		RPI S	Opponent	Score		RPI S	Opponent	Score	
109 H	George Mason	71 64									
111 A	George Washington	54 53									
130 A	ETSU	77 81									
147 H	Saint Francis (PA)	87 68									
148 A	Davi dson	79 54									
154 A	Saint Joseph' s	61 42									
162 A	Pittsburgh	66 53									
177 A	Charlotte	72 75									
219 H	Akron	66 60									
221 H	La Salle	78 50									
224 N	N. C. A&T	73 60									
229 H	St. Bonaventure	73 59									
288 H	Massachusetts	60 57									
309 H	Central Conn. St.	83 58									
316 A	VCU	70 51									
337 A	Winthrop	81 54									
342 H	Iona	80 59									

LAST 12 Division I GAMES:											
229 H	St. Bonaventure	73 59		148 A	Davi dson	79 54					
154 A	Saint Joseph' s	61 42		288 H	Massachusetts	60 57					
109 H	George Mason	71 64		2 N	UConn	52 104					
221 H	La Salle	78 50		36 H	Central Mi ch.	64 61					
111 A	George Washi ngton	54 53		219 H	Akron	66 60					
316 A	VCU	70 51		61 H	Toledo	73 54					

D
u
q
u
e
s
n
e

Non-Div I Games:

Duquesne

Average RPI Win:	230	WON-LOST	WINNING	LAST 10	STRENGTH OF	OPP. STRENGTH	TEAM	ADJ.	CONF.	ADJ CONF.
Average RPI Loss:	70	RECORD	PCT. RANK	GAMES	SCHEDULE	OF SCHEDULE	RPI	RPI	RPI	RPI
DIV. I ONLY	12- 9	133	6- 3	161	92	130	130	17	17	
DIV. I NON-CONF.	6- 8	209	0- 4	158	33	161	161	17	17	

TOTALS	RPI 1-25	RPI 26-50	W-L RECORDS	RPI 51-100	RPI 101-999	RPI 201+				
12- 9	0- 3	0- 2	OVERALL	2- 3	10- 1	7- 1				
7- 3	0- 0	0- 1	HOME	2- 1	5- 1	3- 1				
5- 3	0- 2	0- 1	AWAY	0- 0	5- 0	4- 0				
0- 3	0- 1	0- 0	NEUTRAL	0- 2	0- 0	0- 0				
6- 8	0- 3	0- 2	NON-CONFERENCE	1- 2	5- 1	4- 1				
3- 2	0- 0	0- 1	HOME	1- 0	2- 1	1- 1				
3- 3	0- 2	0- 1	AWAY	0- 0	3- 0	3- 0				
0- 3	0- 1	0- 0	NEUTRAL	0- 2	0- 0	0- 0				
6- 1	0- 0	0- 0	CONFERENCE	1- 1	5- 0	3- 0				
4- 1	0- 0	0- 0	HOME	1- 1	3- 0	2- 0				
2- 0	0- 0	0- 0	AWAY	0- 0	2- 0	1- 0				
0- 0	0- 0	0- 0	NEUTRAL	0- 0	0- 0	0- 0				

RPI 1-25				RPI 26-50				RPI 51-100				RPI 101+				Team's RPI: 130
RPI	S	Opponent	Score	RPI	S	Opponent	Score	RPI	S	Opponent	Score	RPI	S	Opponent	Score	
1	N	Notre Dame	46 77	41	H	Michigan St.	74 83	57	H	Duquesne	81 77	166	H	Cincinnati	87 77	
10	A	Tennessee	49 87	49	A	Houston	69 88	66	H	Mercer	65 85	187	A	Furman	69 57	
18	A	NC State	58 70					79	N	Washington St.	76 80	188	H	Samford	76 48	
								91	H	Chattanooga	65 58	230	H	UNCG	60 52	
								98	N	Western Mich.	79 87	267	H	Northern Ky.	45 57	
												272	A	Appalachian St.	70 57	
												282	A	Wofford	61 58	
												297	A	Murray St.	96 68	
												320	H	Western Caro.	66 50	
												333	H	Tennessee Tech	74 55	
												337	A	Winthrop	74 63	

LAST 12 Division I GAMES:																
188	H	Samford	76 48	320	H	Western Caro.	66 50	267	H	Northern Ky.	45 57					
66	H	Mercer	65 85	41	H	Michigan St.	74 83	18	A	NC State	58 70					
282	A	Wofford	61 58	49	A	Houston	69 88	91	H	Chattanooga	65 58					
187	A	Furman	69 57	337	A	Winthrop	74 63	230	H	UNCG	60 52					

Non-Div I Games: North Greenville 90 67

ETSU

■ Loss,
 ■ Non-Conf,
 ■ S Site,
 ■ H Home
 ■ A Away
 N Neutral

Average RPI Win:	235	WON-LOST	WINNING	LAST 10	STRENGTH OF	OPP. STRENGTH	TEAM	ADJ.	CONF.	ADJ CONF.
Average RPI Loss:	159	RECORD	PCT. RANK	GAMES	SCHEDULE	OF SCHEDULE	RPI	RPI	RPI	RPI
DIV. I ONLY	11- 10	161	5- 5	264	174	228	228	8	8	
DIV. I NON-CONF.	8- 5	111	3- 1	332	329	263	263	7	7	

TOTALS	RPI 1-25	RPI 26-50	W-L RECORDS	RPI 51-100	RPI 101-999	RPI 201+				
11- 10	0- 1	1- 0	OVERALL	0- 1	10- 8	7- 3				
8- 4	0- 1	1- 0	HOME	0- 0	7- 3	5- 1				
2- 4	0- 0	0- 0	AWAY	0- 1	2- 0	1- 0				
1- 2	0- 0	0- 0	NEUTRAL	0- 0	1- 2	1- 0				
8- 5	0- 0	0- 0	NON-CONFERENCE	0- 0	8- 5	7- 2				
6- 2	0- 0	0- 0	HOME	0- 0	6- 2	5- 1				
1- 1	0- 0	0- 0	AWAY	0- 0	1- 1	1- 1				
1- 2	0- 0	0- 0	NEUTRAL	0- 0	1- 2	1- 0				
3- 5	0- 1	1- 0	CONFERENCE	0- 1	2- 3	0- 1				
2- 2	0- 1	1- 0	HOME	0- 0	1- 1	0- 0				
1- 3	0- 0	0- 0	AWAY	0- 1	1- 2	0- 1				
0- 0	0- 0	0- 0	NEUTRAL	0- 0	0- 0	0- 0				

RPI 1-25				RPI 26-50				RPI 51-100				RPI 101+ Team's RPI: 228			
RPI	S	Opponent	Score	RPI	S	Opponent	Score	RPI	S	Opponent	Score	RPI	S	Opponent	Score
2	H	UConn	35 96	49	H	Houston	80 78	92	A	Tulane	58 64	117	N	UTEP	79 93
												140	H	William & Mary	65 71
												165	N	Jacksonville St.	73 82
												166	A	Cincinnati	79 70
												166	H	Cincinnati	54 66
												167	H	Tulsa	73 67
												177	H	Charlotte	58 55
												179	A	Memphis	36 72
												202	H	Norfolk St.	51 46
												220	A	SMU	51 65
												225	H	Richmond	64 65
												265	N	Rider	66 63
												269	A	Kennesaw St.	66 56
												279	A	UNCW	62 66
												305	H	USC Upstate	66 53
												311	H	UMES	64 54
												330	H	N.C. Central	73 61
												345	H	Savannah St.	103 37

LAST 12 Division I GAMES:															
166	A	Cincinnati	79 70	2	H	UConn	35 96	166	H	Cincinnati	54 66				
92	A	Tulane	58 64	311	H	UMES	64 54	117	N	UTEP	79 93				
49	H	Houston	80 78	345	H	Savannah St.	103 37	330	H	N.C. Central	73 61				
220	A	SMU	51 65												
167	H	Tulsa	73 67												
179	A	Memphis	36 72												

Non-Div I Games:

East Carolina

Loss,
Non-Conf,
S Site,
H Home
A Away
N Neutral

Average RPI Win:	347	WON-LOST	WINNING	LAST 10	STRENGTH OF	OPP. STRENGTH	TEAM	ADJ.	CONF.	ADJ CONF.
Average RPI Loss:	203	RECORD	PCT. RANK	GAMES	SCHEDULE	OF SCHEDULE	RPI	RPI	RPI	RPI
DIV. I ONLY	2- 19	339	1- 9	276	340	344	344	26	26	
DIV. I NON-CONF.	1- 10	327	0- 2	290	306	343	343	27	27	

TOTALS	RPI 1-25	RPI 26-50	W-L RECORDS	RPI 51-100	RPI 101-999	RPI 201+				
2- 19	0- 0	0- 0	OVERALL	0- 2	2- 17	2- 10				
2- 7	0- 0	0- 0	HOME	0- 1	2- 6	2- 4				
0- 11	0- 0	0- 0	AWAY	0- 1	0- 10	0- 6				
0- 1	0- 0	0- 0	NEUTRAL	0- 0	0- 1	0- 0				
1- 10	0- 0	0- 0	NON-CONFERENCE	0- 0	1- 10	1- 4				
1- 4	0- 0	0- 0	HOME	0- 0	1- 4	1- 3				
0- 5	0- 0	0- 0	AWAY	0- 0	0- 5	0- 1				
0- 1	0- 0	0- 0	NEUTRAL	0- 0	0- 1	0- 0				
1- 9	0- 0	0- 0	CONFERENCE	0- 2	1- 7	1- 6				
1- 3	0- 0	0- 0	HOME	0- 1	1- 2	1- 1				
0- 6	0- 0	0- 0	AWAY	0- 1	0- 5	0- 5				
0- 0	0- 0	0- 0	NEUTRAL	0- 0	0- 0	0- 0				

RPI 1-25				RPI 26-50				RPI 51-100				RPI 101+ Team's RPI : 344					
RPI	S	Opponent	Score	RPI	S	Opponent	Score	RPI	S	Opponent	Score	RPI	S	Opponent	Score		
								76	A	Bel mont	37	59	102	A	Wright St.	46	81
								76	H	Bel mont	58	86	119	N	Del aware	37	66
													132	A	Clevel and St.	69	77
													139	H	Northern Ill.	64	93
													154	A	Saint Joseph' s	62	80
													175	A	Northwestern	40	74
													200	H	Southeast Mo. St.	54	77
													215	A	Morehead St.	81	89
													227	H	UT Martin	44	72
													234	H	North Texas	61	63
													236	H	Bradley	52	67
													244	A	Austin Peay	59	69
													286	H	Valparai so	67	76
													293	A	Eastern Ky.	51	67
													297	A	Murray St.	61	72
													303	A	Fort Wayne	77	93
													346	A	Tennessee St.	68	86
													346	H	Tennessee St.	66	59
													347	H	Evansville	79	52
LAST 12 Division I GAMES:																	
346	A	Tennessee St.	68	86	293	A	Eastern Ky.	51	67								
76	A	Bel mont	37	59	215	A	Morehead St.	81	89								
200	H	Southeast Mo. St.	54	77	244	A	Austin Peay	59	69								
227	H	UT Martin	44	72	297	A	Murray St.	61	72								
76	H	Bel mont	58	86	175	A	Northwestern	40	74								
346	H	Tennessee St.	66	59	234	H	North Texas	61	63								

Non-Div I Games:

Eastern Ill.

■ Loss,
 ■ Non-Conf,
 ■ S Site,
 ■ H Home
 ■ A Away
 N Neutral

Average RPI Win:	288	WON-LOST	WINNING	LAST 10	STRENGTH OF	OPP. STRENGTH	TEAM	ADJ.	CONF.	ADJ CONF.
Average RPI Loss:	175	RECORD	PCT. RANK	GAMES	SCHEDULE	OF SCHEDULE	RPI	RPI	RPI	RPI
DIV. I ONLY	6- 12	261	4- 6	334	185	293	293	26	26	
DIV. I NON-CONF.	2- 6	280	0- 1	293	77	286	286	27	27	

TOTALS	RPI 1-25	RPI 26-50	W-L RECORDS	RPI 51-100	RPI 101-999	RPI 201+				
6- 12	0- 0	0- 0	OVERALL	0- 1	6- 11	5- 4				
4- 3	0- 0	0- 0	HOME	0- 1	4- 2	3- 0				
2- 9	0- 0	0- 0	AWAY	0- 0	2- 9	2- 4				
0- 0	0- 0	0- 0	NEUTRAL	0- 0	0- 0	0- 0				
2- 6	0- 0	0- 0	NON-CONFERENCE	0- 1	2- 5	2- 1				
1- 2	0- 0	0- 0	HOME	0- 1	1- 1	1- 0				
1- 4	0- 0	0- 0	AWAY	0- 0	1- 4	1- 1				
0- 0	0- 0	0- 0	NEUTRAL	0- 0	0- 0	0- 0				
4- 6	0- 0	0- 0	CONFERENCE	0- 0	4- 6	3- 3				
3- 1	0- 0	0- 0	HOME	0- 0	3- 1	2- 0				
1- 5	0- 0	0- 0	AWAY	0- 0	1- 5	1- 3				
0- 0	0- 0	0- 0	NEUTRAL	0- 0	0- 0	0- 0				

E
a
s
t
e
r
n
K
y
.E
a
s
t
e
r
n
K
y
.

RPI 1-25				RPI 26-50				RPI 51-100				RPI 101+ Team's RPI: 293					
RPI	S	Opponent	Score	RPI	S	Opponent	Score	RPI	S	Opponent	Score	RPI	S	Opponent	Score		
								78	H	Ohio	57	69	109	A	George Mason	41	64
												123	H	Kent St.	57	65	
												135	H	SIUE	60	62	
												142	A	Bowling Green	60	77	
												165	A	Jacksonville St.	51	65	
												165	H	Jacksonville St.	48	44	
												166	A	Cincinnati	53	64	
												200	A	Southeast Mo. St.	55	69	
												219	A	Akron	45	62	
												227	A	UT Martin	49	77	
												230	H	UNCG	70	59	
												244	A	Austin Peay	45	59	
												297	A	Murray St.	68	75	
												320	A	Western Caro.	62	59	
												333	A	Tennessee Tech	76	68	
												333	H	Tennessee Tech	55	53	
												344	H	Eastern Ill.	67	51	

LAST 12 Division I GAMES:																	
297	A	Murray St.	68	75	344	H	Eastern Ill.	67	51								
244	A	Austin Peay	45	59	135	H	SIUE	60	62								
165	H	Jacksonville St.	48	44	333	A	Tennessee Tech	76	68								
333	H	Tennessee Tech	55	53	165	A	Jacksonville St.	51	65								
200	A	Southeast Mo. St.	55	69	109	A	George Mason	41	64								
227	A	UT Martin	49	77	123	H	Kent St.	57	65								

Non-Div I Games: Ohio Christian 69 45

Eastern Ky.

■ Loss,
 ■ Non-Conf,
 ■ S Site,
 ■ H Home
 ■ A Away
 N Neutral

Average RPI Win:	191	WON-LOST	WINNING	LAST 10	STRENGTH OF	OPP. STRENGTH	TEAM	ADJ.	CONF.	ADJ CONF.
Average RPI Loss:	157	RECORD	PCT. RANK	GAMES	SCHEDULE	OF SCHEDULE	RPI	RPI	RPI	RPI
DIV. I ONLY	8- 11	220	6- 4	226	168	207	207	7	7	
DIV. I NON-CONF.	3- 7	254	2- 1	335	315	311	311	8	8	

TOTALS	RPI 1-25	RPI 26-50	W-L RECORDS	RPI 51-100	RPI 101-999	RPI 201+				
8- 11	0- 1	0- 0	OVERALL	2- 1	6- 9	3- 3				
4- 2	0- 0	0- 0	HOME	2- 0	2- 2	2- 0				
4- 8	0- 1	0- 0	AWAY	0- 1	4- 6	1- 3				
0- 1	0- 0	0- 0	NEUTRAL	0- 0	0- 1	0- 0				
3- 7	0- 0	0- 0	NON-CONFERENCE	0- 1	3- 6	3- 3				
2- 0	0- 0	0- 0	HOME	0- 0	2- 0	2- 0				
1- 6	0- 0	0- 0	AWAY	0- 1	1- 5	1- 3				
0- 1	0- 0	0- 0	NEUTRAL	0- 0	0- 1	0- 0				
5- 4	0- 1	0- 0	CONFERENCE	2- 0	3- 3	0- 0				
2- 2	0- 0	0- 0	HOME	2- 0	0- 2	0- 0				
3- 2	0- 1	0- 0	AWAY	0- 0	3- 1	0- 0				
0- 0	0- 0	0- 0	NEUTRAL	0- 0	0- 0	0- 0				

RPI 1-25				RPI 26-50				RPI 51-100				RPI 101+				Team's RPI: 207
RPI	S	Opponent	Score	RPI	S	Opponent	Score	RPI	S	Opponent	Score	RPI	S	Opponent	Score	
23	A	Buffalo	92 97					52	A	Minnesota	56 80	110	A	Miami (OH)	74 59	
								61	H	Toledo	70 57	110	H	Miami (OH)	69 73	
								98	H	Western Mich.	69 67	123	A	Kent St.	69 76	
												123	H	Kent St.	60 67	
												132	A	Cleveland St.	65 77	
												139	A	Northern Ill.	83 76	
												142	A	Bowling Green	54 52	
												150	A	Loyola Marymount	64 73	
												199	N	Denver	54 60	
												229	A	St. Bonaventure	51 70	
												268	A	Illinois St.	56 65	
												290	A	Detroit Mercy	78 76	
												317	A	Ill. -Chicago	70 73	
												335	H	Florida A&M	83 61	
												349	H	Longwood	73 44	

LAST 12 Division I GAMES:																
23	A	Buffalo	92 97	61	H	Toledo	70 57	110	H	Miami (OH)	69 73	142	A	Bowling Green	54 52	
110	H	Miami (OH)	69 73	123	H	Kent St.	60 67	139	A	Northern Ill.	83 76	290	A	Detroit Mercy	78 76	
98	H	Western Mich.	69 67	349	H	Longwood	73 44	268	A	Illinois St.	56 65					
110	A	Miami (OH)	74 59													
123	A	Kent St.	69 76													

Non-Div I Games: Rochester College 62 29

Eastern Mich.

Average RPI	Win:	249	WON-LOST	WINNING	LAST 10	STRENGTH OF	OPP. STRENGTH	TEAM	ADJ.	CONF.	ADJ CONF.
Average RPI	Loss:	99	RECORD	PCT. RANK	GAMES	SCHEDULE	OF SCHEDULE	RPI	RPI	RPI	RPI
DIV. I ONLY		9- 11		206	6- 4	190	116	206	206	19	19
DIV. I NON-CONF.		4- 7		226	1- 2	100	171	193	193	14	14

TOTALS	RPI 1-25		RPI 26-50		W-L RECORDS	RPI 51-100		RPI 101-999		RPI 201+	
9- 11	0- 1		0- 1		OVERALL	0- 4		9- 5		6- 0	
6- 3	0- 0		0- 0		HOME	0- 1		6- 2		3- 0	
2- 7	0- 1		0- 1		AWAY	0- 2		2- 3		2- 0	
1- 1	0- 0		0- 0		NEUTRAL	0- 1		1- 0		1- 0	
4- 7	0- 1		0- 1		NON-CONFERENCE	0- 2		4- 3		3- 0	
2- 2	0- 0		0- 0		HOME	0- 0		2- 2		1- 0	
1- 4	0- 1		0- 1		AWAY	0- 1		1- 1		1- 0	
1- 1	0- 0		0- 0		NEUTRAL	0- 1		1- 0		1- 0	
5- 4	0- 0		0- 0		CONFERENCE	0- 2		5- 2		3- 0	
4- 1	0- 0		0- 0		HOME	0- 1		4- 0		2- 0	
1- 3	0- 0		0- 0		AWAY	0- 1		1- 2		1- 0	
0- 0	0- 0		0- 0		NEUTRAL	0- 0		0- 0		0- 0	

RPI 1-25				RPI 26-50				RPI 51-100				RPI 101+				Team's RPI: 206
RPI	S	Opponent	Score	RPI	S	Opponent	Score	RPI	S	Opponent	Score	RPI	S	Opponent	Score	
4	A	Oregon	40 81	46	A	Purdue	40 65	51	A	Northern Colo.	62 68	124	H	BYU	69 73	
								51	H	Northern Colo.	65 70	133	A	Portland St.	60 75	
								55	A	Gonzaga	45 69	152	A	North Dakota	79 81	
								87	N	Saint Mary's (CA)	56 76	152	H	North Dakota	74 70	
												161	H	Idaho	71 64	
												170	H	Cal Poly	75 72	
												191	A	Fresno St.	56 81	
												198	H	Boise St.	57 61	
												227	N	UT Martin	61 58	
												273	A	Sacramento St.	83 72	
												304	H	Utah Valley	61 41	
												307	H	Southern Utah	58 41	
												321	A	Air Force	65 63	
												327	H	Northern Ariz.	82 62	

LAST 12 Division I GAMES:																
				51	A	Northern Colo.	62 68	133	A	Portland St.	60 75					
				152	A	North Dakota	79 81	152	H	North Dakota	74 70					
				307	H	Southern Utah	58 41	51	H	Northern Colo.	65 70					
				327	H	Northern Ariz.	82 62	227	N	UT Martin	61 58					
				161	H	Idaho	71 64	87	N	Saint Mary's (CA)	56 76					
				273	A	Sacramento St.	83 72	46	A	Purdue	40 65					

Non-Div I Games: Multnomah 88 42

Eastern Wash.

En

E
l
o
n

106 54

■ Loss, ■ Non-Conf, S Site, H Home A Away N Neutral

Average RPI Win:	297	WON-LOST	WINNING	LAST 10	STRENGTH OF	OPP. STRENGTH	TEAM	ADJ.	CONF.	ADJ CONF.
Average RPI Loss:	212	RECORD	PCT. RANK	GAMES	SCHEDULE	OF SCHEDULE	RPI	RPI	RPI	RPI
DIV. I ONLY	1- 17	342	0- 10	302	311	347	347	24	24	
DIV. I NON-CONF.	1- 8	313	0- 2	303	340	345	345	22	22	

TOTALS	RPI 1-25	RPI 26-50	W-L RECORDS	RPI 51-100	RPI 101-999	RPI 201+				
1- 17	0- 0	0- 1	OVERALL	0- 2	1- 14	1- 10				
1- 5	0- 0	0- 0	HOME	0- 0	1- 5	1- 3				
0- 12	0- 0	0- 0	AWAY	0- 1	0- 2	0- 1				
0- 0	0- 0	0- 0	NEUTRAL	0- 0	0- 0	0- 0				
1- 8	0- 0	0- 1	NON-CONFERENCE	0- 1	1- 6	1- 5				
1- 1	0- 0	0- 0	HOME	0- 0	1- 1	1- 1				
0- 7	0- 0	0- 1	AWAY	0- 1	0- 5	0- 4				
0- 0	0- 0	0- 0	NEUTRAL	0- 0	0- 0	0- 0				
0- 9	0- 0	0- 0	CONFERENCE	0- 1	0- 8	0- 5				
0- 4	0- 0	0- 0	HOME	0- 0	0- 4	0- 2				
0- 5	0- 0	0- 0	AWAY	0- 1	0- 4	0- 3				
0- 0	0- 0	0- 0	NEUTRAL	0- 0	0- 0	0- 0				

RPI 1-25				RPI 26-50				RPI 51-100				RPI 101+				Team's RPI: 347
RPI	S	Opponent	Score	RPI	S	Opponent	Score	RPI	S	Opponent	Score	RPI	S	Opponent	Score	
				43	A	Western Ky.	54 92	95	A	Kentucky	62 100	126	H	Missouri St.	65 95	
								97	A	Drake	66 107	137	A	UNI	41 65	
												141	H	Southern Ill.	62 74	
												200	A	Southeast Mo. St.	65 74	
												215	H	Morehead St.	75 82	
												236	H	Bradley	59 117	
												244	A	Austin Peay	73 82	
												256	A	Indiana St.	48 56	
												268	H	Illinois St.	43 67	
												286	A	Valparaiso	59 101	
												296	A	Alabama A&M	56 70	
												297	H	Murray St.	89 81	
												308	A	Loyola Chicago	63 82	
												317	A	Ill.-Chicago	77 96	
												344	A	Eastern Ill.	52 79	

LAST 12 Division I GAMES:																
308	A	Loyola Chicago	63 82	256	A	Indiana St.	48 56									
286	A	Valparaiso	59 101	126	H	Missouri St.	65 95									
236	H	Bradley	59 117	141	H	Southern Ill.	62 74									
268	H	Illinois St.	43 67	200	A	Southeast Mo. St.	65 74									
97	A	Drake	66 107	317	A	Ill.-Chicago	77 96									
137	A	UNI	41 65	215	H	Morehead St.	75 82									

Non-Div I Games: Oakland City 96 59 Westminster (MO) 79 53

Average RPI Win:	179	WON-LOST	WINNING	LAST 10	STRENGTH OF	OPP. STRENGTH	TEAM	ADJ.	CONF.	ADJ CONF.
Average RPI Loss:	58	RECORD	PCT. RANK	GAMES	SCHEDULE	OF SCHEDULE	RPI	RPI	RPI	RPI
DIV. I ONLY	17- 3	16	9- 0	116	113	34	34	22	22	
DIV. I NON-CONF.	11- 3	46	3- 1	47	41	17	17	21	21	

TOTALS	RPI 1-25	RPI 26-50	W-L RECORDS	RPI 51-100	RPI 101-999	RPI 201+				
17- 3	0- 1	2- 0	OVERALL	2- 2	13- 0	7- 0				
9- 0	0- 0	1- 0	HOME	2- 0	6- 0	2- 0				
6- 1	0- 0	0- 0	AWAY	0- 0	6- 0	5- 0				
2- 2	0- 1	1- 0	NEUTRAL	0- 1	1- 0	0- 0				
11- 3	0- 1	2- 0	NON-CONFERENCE	2- 2	7- 0	3- 0				
5- 0	0- 0	1- 0	HOME	2- 0	2- 0	0- 0				
4- 1	0- 0	0- 0	AWAY	0- 1	4- 0	3- 0				
2- 2	0- 1	1- 0	NEUTRAL	0- 1	1- 0	0- 0				
6- 0	0- 0	0- 0	CONFERENCE	0- 0	6- 0	4- 0				
4- 0	0- 0	0- 0	HOME	0- 0	4- 0	2- 0				
2- 0	0- 0	0- 0	AWAY	0- 0	2- 0	2- 0				
0- 0	0- 0	0- 0	NEUTRAL	0- 0	0- 0	0- 0				

RPI 1-25				RPI 26-50				RPI 51-100				RPI 101+			
RPI	S	Opponent	Score	RPI	S	Opponent	Score	RPI	S	Opponent	Score	RPI	S	Opponent	Score
6	N	Ohio St.	62 104	26	N	DePaul	89 84	68	H	Harvard	65 56	115	H	Jacksonville	63 58
				40	H	South Dakota St.	87 78	76	N	Belmont	65 75	123	N	Kent St.	80 62
								91	A	Chattanooga	61 68	135	H	SIUE	66 49
								95	H	Kentucky	70 64	172	H	Stetson	80 40
												192	H	Illinois	85 61
												196	A	Siena	63 50
												216	A	Abilene Christian	94 55
												219	A	Akron	82 63
												253	A	Lipscomb	68 54
												269	A	Kennesaw St.	78 57
												285	A	FIU	88 52
												305	H	USC Upstate	93 60
												341	H	NJIT	90 66

LAST 12 Division I GAMES:															
115	H	Jacksonville	63 58	40	H	South Dakota St.	87 78	135	H	SIUE	66 49				
253	A	Lipscomb	68 54					68	H	Harvard	65 56				
269	A	Kennesaw St.	78 57					91	A	Chattanooga	61 68				
305	H	USC Upstate	93 60					95	H	Kentucky	70 64				
341	H	NJIT	90 66					216	A	Abilene Christian	94 55				
172	H	Stetson	80 40												

Non-Div I Games: Southeastern (FL) 76 66 Ave Maria 99 35 Fla. Memorial 82 43

FGCU

Average RPI Win:	266	WON-LOST	WINNING	LAST 10	STRENGTH OF	OPP. STRENGTH	TEAM	ADJ.	CONF.	ADJ CONF.
Average RPI Loss:	156	RECORD	PCT. RANK	GAMES	SCHEDULE	OF SCHEDULE	RPI	RPI	RPI	RPI
DIV. I ONLY	6- 14	276	4- 6	154	292	285	285	18	18	
DIV. I NON-CONF.	3- 10	285	1- 4	257	273	330	330	19	19	

TOTALS	RPI 1-25	RPI 26-50	W-L RECORDS	RPI 51-100	RPI 101-999	RPI 201+				
6- 14	0- 0	0- 3	OVERALL	0- 2	6- 9	5- 5				
6- 8	0- 0	0- 2	HOME	0- 1	6- 5	5- 2				
0- 6	0- 0	0- 1	AWAY	0- 1	0- 4	0- 3				
0- 0	0- 0	0- 0	NEUTRAL	0- 0	0- 0	0- 0				
3- 10	0- 0	0- 2	NON-CONFERENCE	0- 1	3- 7	3- 4				
3- 6	0- 0	0- 2	HOME	0- 0	3- 4	3- 2				
0- 4	0- 0	0- 0	AWAY	0- 1	0- 3	0- 2				
0- 0	0- 0	0- 0	NEUTRAL	0- 0	0- 0	0- 0				
3- 4	0- 0	0- 1	CONFERENCE	0- 1	3- 2	2- 1				
3- 2	0- 0	0- 0	HOME	0- 1	3- 1	2- 0				
0- 2	0- 0	0- 1	AWAY	0- 0	0- 1	0- 1				
0- 0	0- 0	0- 0	NEUTRAL	0- 0	0- 0	0- 0				

RPI 1-25				RPI 26-50				RPI 51-100				RPI 101+				Team's RPI: 285	
RPI	S	Opponent	Score	RPI	S	Opponent	Score	RPI	S	Opponent	Score	RPI	S	Opponent	Score		
				31	H	South Fla.	52 82	59	A	Miami (FL)	69 77	114	H	Rice	68 58		
				34	H	FGCU	52 88	83	H	UAB	61 71	117	H	UTEP	76 77		
				43	A	Western Ky.	47 101					118	H	Clemson	65 67		
												125	A	Georgetown	56 77		
												151	H	Bethune-Cookman	59 77		
												212	H	Louisiana Tech	57 54		
												248	A	Howard	62 69		
												266	H	North Dakota St.	68 71		
												287	A	Morgan St.	51 62		
												292	H	Vermont	80 70		
												296	H	Alabama A&M	51 58		
												321	H	Air Force	70 69		
												323	A	Marshall	75 78		
												323	H	Marshall	67 54		
												332	H	Charleston So.	77 70		
LAST 12 Division I GAMES:																	
				323	A	Marshall	75 78	117	H	UTEP	76 77						
				83	H	UAB	61 71	292	H	Vermont	80 70						
				212	H	Louisiana Tech	57 54	118	H	Clemson	65 67						
				114	H	Rice	68 58	266	H	North Dakota St.	68 71						
				43	A	Western Ky.	47 101	31	H	South Fla.	52 82						
				323	H	Marshall	67 54	287	A	Morgan St.	51 62						

Non-Div I Games:

FIU

Average RPI Win:	275	WON-LOST	WINNING	LAST 10	STRENGTH OF	OPP. STRENGTH	TEAM	ADJ.	CONF.	ADJ CONF.
Average RPI Loss:	167	RECORD	PCT. RANK	GAMES	SCHEDULE	OF SCHEDULE	RPI	RPI	RPI	RPI
DIV. I ONLY	8- 12	229	5- 5	292	277	261	261	27	27	
DIV. I NON-CONF.	3- 8	268	0- 3	278	244	290	290	26	26	

TOTALS	RPI 1-25	RPI 26-50	W-L RECORDS	RPI 51-100	RPI 101-999	RPI 201+				
8- 12	0- 1	0- 0	OVERALL	0- 2	8- 9	7- 3				
5- 3	0- 1	0- 0	HOME	0- 0	5- 2	5- 2				
3- 8	0- 0	0- 0	AWAY	0- 2	3- 6	2- 1				
0- 1	0- 0	0- 0	NEUTRAL	0- 0	0- 1	0- 0				
3- 8	0- 1	0- 0	NON-CONFERENCE	0- 1	3- 6	2- 2				
2- 2	0- 1	0- 0	HOME	0- 0	2- 1	2- 1				
1- 5	0- 0	0- 0	AWAY	0- 1	1- 4	0- 1				
0- 1	0- 0	0- 0	NEUTRAL	0- 0	0- 1	0- 0				
5- 4	0- 0	0- 0	CONFERENCE	0- 1	5- 3	5- 1				
3- 1	0- 0	0- 0	HOME	0- 0	3- 1	3- 1				
2- 3	0- 0	0- 0	AWAY	0- 1	2- 2	2- 0				
0- 0	0- 0	0- 0	NEUTRAL	0- 0	0- 0	0- 0				

RPI 1-25				RPI 26-50				RPI 51-100				RPI 101+ Team's RPI: 261			
RPI	S	Opponent	Score	RPI	S	Opponent	Score	RPI	S	Opponent	Score	RPI	S	Opponent	Score
21	H	Villanova	44 73					58	A	Quinnipiac	45 77	140	A	William & Mary	47 57
								94	A	Seton Hall	61 80	153	A	Northeastern	43 63
												171	A	Marist	63 71
												173	A	Lehigh	53 56
												180	N	New Hampshire	61 71
												181	A	Boston College	66 58
												196	A	Siena	40 51
												213	H	Niagara	59 53
												225	H	Richmond	67 72
												260	H	Mt. St. Mary's	76 65
												265	A	Rider	68 57
												265	H	Rider	45 61
												291	A	Canisius	56 52
												302	H	Monmouth	61 55
												328	A	Rhode Island	47 62
												343	H	Saint Peter's	62 41
												348	H	UMass Lowell	78 67

LAST 12 Division I GAMES:															
265	A	Rider	68 57	302	H	Monmouth	61 55								
196	A	Siena	40 51	213	H	Niagara	59 53								
58	A	Quinnipiac	45 77	291	A	Canisius	56 52								
343	H	Saint Peter's	62 41	94	A	Seton Hall	61 80								
171	A	Marist	63 71	328	A	Rhode Island	47 62								
265	H	Rider	45 61	21	H	Villanova	44 73								

Non-Div I Games:

Fairfield

Average RPI Win: 299	WON-LOST RECORD	WINNING PCT. RANK	LAST 10 GAMES	STRENGTH OF SCHEDULE	OPP. STRENGTH OF SCHEDULE	TEAM RPI	ADJ. RPI	CONF. RPI	ADJ CONF. RPI
Average RPI Loss: 190									
DIV. I ONLY	12- 7	105	6- 4	348	324	263	263	29	29
DIV. I NON-CONF.	7- 3	74	2- 1	347	323	260	260	29	29

TOTALS	RPI 1-25	RPI 26-50	W-L RECORDS	RPI 51-100	RPI 101-999	RPI 201+			
12- 7	0- 1	0- 0	OVERALL	0- 0	12- 6	11- 4			
7- 4	0- 0	0- 0	HOME	0- 0	7- 4	6- 2			
5- 3	0- 1	0- 0	AWAY	0- 0	5- 2	5- 2			
0- 0	0- 0	0- 0	NEUTRAL	0- 0	0- 0	0- 0			
7- 3	0- 1	0- 0	NON-CONFERENCE	0- 0	7- 2	6- 2			
5- 1	0- 0	0- 0	HOME	0- 0	5- 1	4- 1			
2- 2	0- 1	0- 0	AWAY	0- 0	2- 1	2- 1			
0- 0	0- 0	0- 0	NEUTRAL	0- 0	0- 0	0- 0			
5- 4	0- 0	0- 0	CONFERENCE	0- 0	5- 4	5- 2			
2- 3	0- 0	0- 0	HOME	0- 0	2- 3	2- 1			
3- 1	0- 0	0- 0	AWAY	0- 0	3- 1	3- 1			
0- 0	0- 0	0- 0	NEUTRAL	0- 0	0- 0	0- 0			

RPI 1-25				RPI 26-50				RPI 51-100				RPI 101+ Team's RPI: 263			
RPI	S	Opponent	Score	RPI	S	Opponent	Score	RPI	S	Opponent	Score	RPI	S	Opponent	Score
19	A	Rutgers	35 101									147	H	Saint Francis (PA)	56 80
												157	H	Robert Morris	68 77
												189	H	Army West Point	58 56
												222	H	Stony Brook	51 56
												248	A	Howard	65 68
												257	H	Sacred Heart	69 59
												260	A	Mt. St. Mary's	52 55
												270	H	Colgate	61 51
												274	A	LIU Brooklyn	61 49
												275	A	St. Francis Brooklyn	70 62
												276	H	Bryant	48 65
												302	H	Monmouth	78 61
												309	H	Central Conn. St.	78 49
												325	A	Wagner	74 64
												341	A	NJIT	74 70
												343	H	Saint Peter's	69 59
												348	H	UMass Lowell	60 51
												349	A	Longwood	72 52
LAST 12 Division I GAMES:															
274	A	LIU Brooklyn	61 49	325	A	Wagner	74 64	147	H	Saint Francis (PA)	56 80				
275	A	St. Francis Brooklyn	70 62	157	H	Robert Morris	68 77	189	H	Army West Point	58 56				
257	H	Sacred Heart	69 59	222	H	Stony Brook	51 56	248	A	Howard	65 68				
309	H	Central Conn. St.	78 49	270	H	Colgate	61 51	274	A	LIU Brooklyn	61 49				
276	H	Bryant	48 65	275	A	St. Francis Brooklyn	70 62	276	H	Bryant	48 65				
260	A	Mt. St. Mary's	52 55	302	H	Monmouth	78 61	309	H	Central Conn. St.	78 49				

Non-Div I Games: Rutgers-Newark 76 40

Fairleigh Dickinson

Average RPI Win:	262	WON-LOST	WINNING	LAST 10	STRENGTH OF	OPP. STRENGTH	TEAM	ADJ.	CONF.	ADJ CONF.
Average RPI Loss:	122	RECORD	PCT. RANK	GAMES	SCHEDULE	OF SCHEDULE	RPI	RPI	RPI	RPI
DIV. I ONLY	10- 8	139	6- 4	182	282	185	185	18	18	
DIV. I NON-CONF.	6- 5	153	4- 1	297	248	234	234	19	19	

TOTALS	RPI 1-25	RPI 26-50	W-L RECORDS	RPI 51-100	RPI 101-999	RPI 201+				
10- 8	0- 0	0- 1	OVERALL	0- 2	10- 5	9- 1				
7- 3	0- 0	0- 0	HOME	0- 1	7- 2	6- 1				
3- 4	0- 0	0- 1	AWAY	0- 1	3- 2	3- 0				
0- 1	0- 0	0- 0	NEUTRAL	0- 0	0- 1	0- 0				
6- 5	0- 0	0- 1	NON-CONFERENCE	0- 1	6- 3	6- 1				
4- 2	0- 0	0- 0	HOME	0- 1	4- 1	4- 1				
2- 2	0- 0	0- 1	AWAY	0- 0	2- 1	2- 0				
0- 1	0- 0	0- 0	NEUTRAL	0- 0	0- 1	0- 0				
4- 3	0- 0	0- 0	CONFERENCE	0- 1	4- 2	3- 0				
3- 1	0- 0	0- 0	HOME	0- 0	3- 1	2- 0				
1- 2	0- 0	0- 0	AWAY	0- 1	1- 1	1- 0				
0- 0	0- 0	0- 0	NEUTRAL	0- 0	0- 0	0- 0				

RPI	S	Opponent	Score	RPI	S	Opponent	Score	RPI	S	Opponent	Score	RPI	S	Opponent	Score	Team's RPI: 185
47	A	Nebraska	69 86	66	H	Mercer	55 66	83	A	UAB	57 90	114	H	Rice	53 67	
												117	A	UTEP	70 75	
												117	H	UTEP	72 66	
												142	N	Bowling Green	55 66	
												146	A	Colorado	69 76	
												212	H	Louisiana Tech	86 72	
												245	H	North Florida	83 75	
												252	H	UMKC	65 55	
												256	A	Indiana St.	66 58	
												264	H	Grand Canyon	73 77	
												275	H	St. Francis Brooklyn	80 60	
												310	H	Delaware St.	90 67	
												313	A	Georgia St.	82 50	
												314	A	UTSA	99 65	
												323	H	Marshall	79 59	
LAST 12 Division I GAMES:																
83	A	UAB	57 90	323	H	Marshall	79 59	252	H	UMKC	65 55	310	H	Delaware St.	90 67	
314	A	UTSA	99 65	47	A	Nebraska	69 86	313	A	Georgia St.	82 50	245	H	North Florida	83 75	
212	H	Louisiana Tech	86 72													
117	A	UTEP	70 75													
114	H	Rice	53 67													
117	H	UTEP	72 66													

Non-Div I Games:

Fla. Atlantic

Average RPI Win:	202	WON-LOST	WINNING	LAST 10	STRENGTH OF	OPP. STRENGTH	TEAM	ADJ.	CONF.	ADJ CONF.
Average RPI Loss:	76	RECORD	PCT. RANK	GAMES	SCHEDULE	OF SCHEDULE	RPI	RPI	RPI	RPI
DIV. I ONLY	10- 12	203	3- 7	102	50	174	174	2	2	
DIV. I NON-CONF.	8- 5	111	2- 1	242	112	196	196	2	2	

TOTALS	RPI 1-25	RPI 26-50	W-L RECORDS	RPI 51-100	RPI 101-999	RPI 201+				
10- 12	0- 4	1- 1	OVERALL	2- 5	7- 2	5- 1				
6- 8	0- 3	0- 1	HOME	1- 3	5- 1	3- 1				
2- 3	0- 1	1- 0	AWAY	1- 2	0- 0	0- 0				
2- 1	0- 0	0- 0	NEUTRAL	0- 0	2- 1	2- 0				
8- 5	0- 2	1- 0	NON-CONFERENCE	0- 1	7- 2	5- 1				
5- 4	0- 2	0- 0	HOME	0- 1	5- 1	3- 1				
1- 0	0- 0	1- 0	AWAY	0- 0	0- 0	0- 0				
2- 1	0- 0	0- 0	NEUTRAL	0- 0	2- 1	2- 0				
2- 7	0- 2	0- 1	CONFERENCE	2- 4	0- 0	0- 0				
1- 4	0- 1	0- 1	HOME	1- 2	0- 0	0- 0				
1- 3	0- 1	0- 0	AWAY	1- 2	0- 0	0- 0				
0- 0	0- 0	0- 0	NEUTRAL	0- 0	0- 0	0- 0				

RPI 1-25				RPI 26-50				RPI 51-100				RPI 101+ Team's RPI: 174			
RPI	S	Opponent	Score	RPI	S	Opponent	Score	RPI	S	Opponent	Score	RPI	S	Opponent	Score
3	A	Mississippi St.	53 90	35	H	LSU	59 66	85	H	Alabama	54 63	115	H	Jacksonville	69 59
6	H	Ohio St.	77 103	37	A	Oklahoma	80 61	91	H	Chattanooga	60 65	154	H	Saint Joseph's	71 51
7	H	Florida St.	54 84					93	A	Arkansas	65 51	172	N	Stetson	71 85
16	H	Georgia	57 66					95	H	Kentucky	53 56	204	H	Arkansas St.	69 70
								99	A	Auburn	55 84	225	N	Richmond	87 80
								100	A	Ole Miss	75 78	310	H	Delaware St.	85 51
								100	H	Ole Miss	61 60	313	H	Georgia St.	82 66
												323	H	Marshall	74 69
												345	N	Savannah St.	90 40

LAST 12 Division I GAMES:															
16	H	Georgia	57 66	100	A	Ole Miss	75 78	85	H	Alabama	54 63				
3	A	Mississippi St.	53 90	85	H	Alabama	54 63	99	A	Auburn	55 84				
100	H	Ole Miss	61 60	99	A	Auburn	55 84	310	H	Delaware St.	85 51				
93	A	Arkansas	65 51	310	H	Delaware St.	85 51	154	H	Saint Joseph's	71 51				
35	H	LSU	59 66	154	H	Saint Joseph's	71 51	91	H	Chattanooga	60 65				
95	H	Kentucky	53 56	91	H	Chattanooga	60 65								

Non-Div I Games:

Florida

Average RPI Win:	293	WON-LOST	WINNING	LAST 10	STRENGTH OF	OPP. STRENGTH	TEAM	ADJ.	CONF.	ADJ CONF.
Average RPI Loss:	210	RECORD	PCT. RANK	GAMES	SCHEDULE	OF SCHEDULE	RPI	RPI	RPI	RPI
DIV. I ONLY	3- 16	318	2- 8	316	276	335	335	31	31	
DIV. I NON-CONF.	1- 11	331	0- 4	321	219	342	342	30	30	

TOTALS	RPI 1-25	RPI 26-50	W-L RECORDS	RPI 51-100	RPI 101-999	RPI 201+				
3- 16	0- 0	0- 0	OVERALL	0- 2	3- 14	3- 11				
2- 2	0- 0	0- 0	HOME	0- 0	2- 2	2- 2				
1- 13	0- 0	0- 0	AWAY	0- 2	1- 11	1- 8				
0- 1	0- 0	0- 0	NEUTRAL	0- 0	0- 1	0- 1				
1- 11	0- 0	0- 0	NON-CONFERENCE	0- 2	1- 9	1- 7				
0- 2	0- 0	0- 0	HOME	0- 0	0- 2	0- 2				
1- 8	0- 0	0- 0	AWAY	0- 2	1- 6	1- 4				
0- 1	0- 0	0- 0	NEUTRAL	0- 0	0- 1	0- 1				
2- 5	0- 0	0- 0	CONFERENCE	0- 0	2- 5	2- 4				
2- 0	0- 0	0- 0	HOME	0- 0	2- 0	2- 0				
0- 5	0- 0	0- 0	AWAY	0- 0	0- 5	0- 4				
0- 0	0- 0	0- 0	NEUTRAL	0- 0	0- 0	0- 0				

RPI 1-25				RPI 26-50				RPI 51-100				RPI 101+ Team's RPI: 335					
RPI	S	Opponent	Score	RPI	S	Opponent	Score	RPI	S	Opponent	Score	RPI	S	Opponent	Score		
								70	A	Kansas St.	57	81	110	A	Miami (OH)	33	73
								85	A	Alabama	55	91	151	A	Bethune-Cookman	42	44
													194	A	Xavier	52	70
													202	A	Norfolk St.	49	70
													203	A	Hampton	65	66
													207	A	Eastern Mich.	61	83
													232	A	Texas Tech	63	82
													233	A	Omaha	73	78
													245	H	North Florida	68	77
													248	H	Howard	74	59
													257	H	Sacred Heart	68	73
													262	N	A&M-Corpus Christi	55	58
													287	A	Morgan St.	56	61
													298	A	Coppin St.	56	62
													310	H	Delaware St.	59	54
													318	A	UTRGV	38	51
													320	A	Western Caro.	80	63

LAST 12 Division I GAMES:																	
202	A	Norfolk St.	49	70	248	H	Howard	74	59								
203	A	Hampton	65	66	85	A	Alabama	55	91								
310	H	Delaware St.	59	54	194	A	Xavier	52	70								
151	A	Bethune-Cookman	42	44	110	A	Miami (OH)	33	73								
298	A	Coppin St.	56	62	245	H	North Florida	68	77								
287	A	Morgan St.	56	61	320	A	Western Caro.	80	63								

Non-Div I Games: Lynn 74 37

Florida A&M

Average RPI Win:	123	WON-LOST	WINNING	LAST 10	STRENGTH OF	OPP. STRENGTH	TEAM	ADJ.	CONF.	ADJ CONF.
Average RPI Loss:	12	RECORD	PCT. RANK	GAMES	SCHEDULE	OF SCHEDULE	RPI	RPI	RPI	RPI
DIV. I ONLY	18- 3	12	8- 2	10	43	7	7	1	1	
DIV. I NON-CONF.	12- 1	6	3- 1	50	93	8	8	1	1	

TOTALS	RPI 1-25	RPI 26-50	W-L RECORDS	RPI 51-100	RPI 101-999	RPI 201+				
18- 3	1- 3	3- 0	OVERALL	4- 0	10- 0	3- 0				
9- 1	0- 1	1- 0	HOME	3- 0	5- 0	2- 0				
9- 2	1- 2	2- 0	AWAY	1- 0	5- 0	1- 0				
0- 0	0- 0	0- 0	NEUTRAL	0- 0	0- 0	0- 0				
12- 1	0- 1	3- 0	NON-CONFERENCE	1- 0	8- 0	3- 0				
6- 0	0- 0	1- 0	HOME	0- 0	5- 0	2- 0				
6- 1	0- 1	2- 0	AWAY	1- 0	3- 0	1- 0				
0- 0	0- 0	0- 0	NEUTRAL	0- 0	0- 0	0- 0				
6- 2	1- 2	0- 0	CONFERENCE	3- 0	2- 0	0- 0				
3- 1	0- 1	0- 0	HOME	3- 0	0- 0	0- 0				
3- 1	1- 1	0- 0	AWAY	0- 0	2- 0	0- 0				
0- 0	0- 0	0- 0	NEUTRAL	0- 0	0- 0	0- 0				

RPI	S	Opponent	Score	RPI	S	Opponent	Score	RPI	S	Opponent	Score	RPI	S	Opponent	Score
1	H	Notre Dame	69 100	29	H	Arizona St.	77 66	59	H	Miami (FL)	105 67	103	A	Wake Forest	81 79
5	A	Louisville	50 49	30	A	Iowa	94 93	75	H	Virginia Tech	107 62	115	H	Jacksonville	82 50
11	A	Texas	72 87	44	A	Creighton	92 82	86	H	North Carolina	103 65	118	A	Clemson	69 47
25	A	Syracuse	69 76					90	A	James Madison	79 63	165	A	Jacksonville St.	75 51

LAST 12 Division I GAMES:															
1	H	Notre Dame	69 100	118	A	Clemson	69 47	86	H	North Carolina	103 65	115	H	Jacksonville	82 50
5	A	Louisville	50 49	86	H	North Carolina	103 65	44	A	Creighton	92 82	11	A	Texas	72 87
103	A	Wake Forest	81 79	115	H	Jacksonville	82 50	29	H	Arizona St.	77 66				
75	H	Virginia Tech	107 62												
59	H	Miami (FL)	105 67												
25	A	Syracuse	69 76												

Non-Div I Games:

Florida St.

Average RPI Win:	181	WON-LOST	WINNING	LAST 10	STRENGTH OF	OPP. STRENGTH	TEAM	ADJ.	CONF.	ADJ CONF.
Average RPI Loss:	77	RECORD	PCT. RANK	GAMES	SCHEDULE	OF SCHEDULE	RPI	RPI	RPI	RPI
DIV. I ONLY	17- 5	35	9- 1	144	101	65	65	13	13	
DIV. I NON-CONF.	9- 4	82	2- 1	116	58	67	67	10	10	

TOTALS	RPI 1-25	RPI 26-50	W-L RECORDS	RPI 51-100	RPI 101-999	RPI 201+				
17- 5	0- 1	0- 1	OVERALL	3- 2	14- 1	7- 0				
11- 2	0- 1	0- 1	HOME	2- 0	9- 0	3- 0				
6- 3	0- 0	0- 0	AWAY	1- 2	5- 1	4- 0				
0- 0	0- 0	0- 0	NEUTRAL	0- 0	0- 0	0- 0				
9- 4	0- 1	0- 0	NON-CONFERENCE	3- 2	6- 1	3- 0				
7- 1	0- 1	0- 0	HOME	2- 0	5- 0	2- 0				
2- 3	0- 0	0- 0	AWAY	1- 2	1- 1	1- 0				
0- 0	0- 0	0- 0	NEUTRAL	0- 0	0- 0	0- 0				
8- 1	0- 0	0- 1	CONFERENCE	0- 0	8- 0	4- 0				
4- 1	0- 0	0- 1	HOME	0- 0	4- 0	1- 0				
4- 0	0- 0	0- 0	AWAY	0- 0	4- 0	3- 0				
0- 0	0- 0	0- 0	NEUTRAL	0- 0	0- 0	0- 0				

RPI	S	Opponent	Score	RPI	S	Opponent	Score	RPI	S	Opponent	Score	RPI	S	Opponent	Score
8	H	UCLA	30 67	48	H	Dayton	62 63	51	H	Northern Colo.	48 33	105	H	Saint Louis	66 63
								56	A	St. John's (NY)	67 64	109	A	George Mason	67 62
								60	H	UC Davis	70 62	111	H	George Washington	61 50
								67	A	Albany (NY)	52 59	145	H	Bucknell	71 62
								80	A	Penn St.	60 65	148	H	Davidson	66 58
												155	H	Hartford	69 44
												162	H	Pittsburgh	58 55
												181	A	Boston College	52 55
												225	A	Richmond	43 38
												229	H	St. Bonaventure	72 48
												238	A	Manhattan	54 48
												288	A	Massachusetts	62 51
												316	A	VCU	64 54
												329	H	UMBC	55 46
												342	H	Iona	78 48
LAST 12 Division I GAMES:															
109	A	George Mason	67 62	105	H	Saint Louis	66 63								
229	H	St. Bonaventure	72 48	288	A	Massachusetts	62 51								
225	A	Richmond	43 38	111	H	George Washington	61 50								
48	H	Dayton	62 63	60	H	UC Davis	70 62								
316	A	VCU	64 54	155	H	Hartford	69 44								
148	H	Davidson	66 58	8	H	UCLA	30 67								

Non-Div I Games:

Fordham

Average RPI Win:	295	WON-LOST	WINNING	LAST 10	STRENGTH OF	OPP. STRENGTH	TEAM	ADJ.	CONF.	ADJ CONF.
Average RPI Loss:	165	RECORD	PCT. RANK	GAMES	SCHEDULE	OF SCHEDULE	RPI	RPI	RPI	RPI
DIV. I ONLY	3- 15	315	1- 8	158	287	303	303	14	14	
DIV. I NON-CONF.	2- 8	290	0- 3	260	322	334	334	15	15	

TOTALS	RPI 1-25	RPI 26-50	W-L RECORDS	RPI 51-100	RPI 101-999	RPI 201+				
3- 15	0- 1	0- 1	OVERALL	0- 2	3- 11	3- 4				
3- 5	0- 0	0- 0	HOME	0- 0	3- 5	3- 1				
0- 10	0- 1	0- 1	AWAY	0- 2	0- 6	0- 3				
0- 0	0- 0	0- 0	NEUTRAL	0- 0	0- 0	0- 0				
2- 8	0- 1	0- 0	NON-CONFERENCE	0- 1	2- 6	2- 3				
2- 2	0- 0	0- 0	HOME	0- 0	2- 2	2- 1				
0- 6	0- 1	0- 0	AWAY	0- 1	0- 4	0- 2				
0- 0	0- 0	0- 0	NEUTRAL	0- 0	0- 0	0- 0				
1- 7	0- 0	0- 1	CONFERENCE	0- 1	1- 5	1- 1				
1- 3	0- 0	0- 0	HOME	0- 0	1- 3	1- 0				
0- 4	0- 0	0- 1	AWAY	0- 1	0- 2	0- 1				
0- 0	0- 0	0- 0	NEUTRAL	0- 0	0- 0	0- 0				

RPI 1-25				RPI 26-50				RPI 51-100				RPI 101+				Team's RPI: 303
RPI	S	Opponent	Score	RPI	S	Opponent	Score	RPI	S	Opponent	Score	RPI	S	Opponent	Score	
24	A	Michigan	45 77	40	A	South Dakota St.	49 105	74	A	South Dakota	43 85	106	H	Milwaukee	48 60	
								76	A	Belmont	42 74	116	A	Western Ill.	44 91	
												116	H	Western Ill.	64 100	
												190	H	Oral Roberts	48 73	
												192	A	Illinois	50 64	
												194	A	Xavier	50 62	
												199	H	Denver	55 73	
												233	H	Omaha	76 65	
												266	A	North Dakota St.	56 72	
												284	A	Coastal Caro.	58 67	
												286	A	Valparaiso	50 68	
												308	H	Loyola Chicago	79 70	
												317	H	Ill. -Chicago	51 67	
												344	H	Eastern Ill.	93 77	

LAST 12 Division I GAMES:																
				40	A	South Dakota St.	49 105	190	H	Oral Roberts	48 73					
				266	A	North Dakota St.	56 72	116	H	Western Ill.	64 100					
				116	A	Western Ill.	44 91	286	A	Valparaiso	50 68					
				74	A	South Dakota	43 85	24	A	Michigan	45 77					
				233	H	Omaha	76 65	106	H	Milwaukee	48 60					
				199	H	Denver	55 73	344	H	Eastern Ill.	93 77					

Non-Div I Games: Quincy 73 72 Maryville (MO) 70 76 Findlay 55 75

Fort Wayne

Average RPI Win: 213

Average RPI Loss: 175

WON-LOST
RECORDWINNING
PCT. RANKLAST 10
GAMESSTRENGTH OF
SCHEDULEOPP. STRENGTH
OF SCHEDULETEAM
RPIADJ.
RPICONF.
RPIADJ CONF.
RPI

DIV. I ONLY	11- 10	161	6- 4	245	176	191	191	16	16
DIV. I NON-CONF.	5- 6	187	1- 1	153	224	197	197	16	16
<hr/>									
TOTALS	RPI 1-25	RPI 26-50	W-L RECORDS	RPI 51-100	RPI 101-999	RPI 201+			
11- 10	0- 0	0- 1	OVERALL	0- 1	11- 8	6- 4			
8- 2	0- 0	0- 1	HOME	0- 0	8- 1	5- 1			
3- 8	0- 0	0- 0	AWAY	0- 1	3- 7	1- 3			
0- 0	0- 0	0- 0	NEUTRAL	0- 0	0- 0	0- 0			
5- 6	0- 0	0- 1	NON-CONFERENCE	0- 0	5- 5	2- 3			
4- 2	0- 0	0- 1	HOME	0- 0	4- 1	2- 1			
1- 4	0- 0	0- 0	AWAY	0- 0	1- 4	0- 2			
0- 0	0- 0	0- 0	NEUTRAL	0- 0	0- 0	0- 0			
6- 4	0- 0	0- 0	CONFERENCE	0- 1	6- 3	4- 1			
4- 0	0- 0	0- 0	HOME	0- 0	4- 0	3- 0			
2- 4	0- 0	0- 0	AWAY	0- 1	2- 3	1- 1			
0- 0	0- 0	0- 0	NEUTRAL	0- 0	0- 0	0- 0			

RPI	S	Opponent	Score	RPI	S	Opponent	Score	RPI	S	Opponent	Score	RPI	S	Opponent	Score
29	H	Arizona St.	49 81	71	A	New Mexico	75 88	104	A	UNLV	74 72	131	H	Weber St.	81 78
								149	H	Colorado St.	56 45	156	H	Pacific	81 70
								158	A	Texas St.	59 76	163	A	San Francisco	62 70
								164	A	Nevada	73 90	197	A	UC Santa Barbara	64 57
								198	A	Boise St.	66 75	206	H	Eastern Wash.	81 56
								209	A	UT Arlington	54 67	217	A	CSUN	72 85
								231	H	Montana	61 58	235	H	San Diego St.	64 53
								243	H	UC Riverside	56 68	295	A	Utah St.	52 60
								295	H	Utah St.	57 56	321	A	Air Force	64 58
								321	H	Air Force	64 48				
LAST 12 Division I GAMES:															
321	H	Air Force	64 48	149	H	Colorado St.	56 45	295	H	Utah St.	57 56	321	A	Air Force	64 58
295	A	Utah St.	52 60	295	H	Utah St.	57 56	164	A	Nevada	73 90	131	H	Weber St.	81 78
104	A	UNLV	74 72	163	A	San Francisco	62 70	198	A	Boise St.	66 75				
235	H	San Diego St.	64 53												
71	A	New Mexico	75 88												
198	A	Boise St.	66 75												

Non-Div I Games:

Fresno St.

Average RPI Win: 219

Average RPI Loss: 161

WON-LOST
RECORDWINNING
PCT. RANKLAST 10
GAMESSTRENGTH OF
SCHEDULEOPP. STRENGTH
OF SCHEDULETEAM
RPIADJ.
RPICONF.
RPIADJ CONF.
RPIDIV. I ONLY
DIV. I NON-CONF.10- 9
7- 5154
1324- 5
2- 2246
268139
139187
145187
14517
1717
17

TOTALS

RPI 1-25

RPI 26-50

W-L RECORDS

RPI 51-100

RPI 101-999

RPI 201+

10- 9

0- 1

0- 0

OVERALL

2- 2

8- 6

6- 3

6- 2

0- 0

0- 0

HOME

1- 1

5- 1

3- 0

3- 6

0- 0

0- 0

AWAY

0- 0

3- 2

3- 1

1- 1

0- 0

0- 0

NEUTRAL

1- 0

0- 1

0- 0

7- 5

0- 1

0- 0

NON-CONFERENCE

1- 1

6- 3

5- 1

4- 0

0- 0

0- 0

HOME

0- 0

4- 0

3- 0

2- 4

0- 1

0- 0

AWAY

0- 1

2- 2

2- 1

1- 1

0- 0

0- 0

NEUTRAL

1- 0

0- 1

0- 0

3- 4

0- 0

0- 0

CONFERENCE

1- 1

2- 3

1- 2

2- 2

0- 0

0- 0

HOME

1- 1

1- 1

0- 0

1- 2

0- 0

0- 0

AWAY

0- 0

1- 2

1- 2

0- 0

0- 0

0- 0

NEUTRAL

0- 0

0- 0

0- 0

RPI 1-25

RPI 26-50

RPI 51-100

RPI 101+

Team's RPI: 187

RPI	S	Opponent	Score
16	A	Georgia	44 79

RPI	S	Opponent	Score
-----	---	----------	-------

RPI	S	Opponent	Score
66	H	Mercer	64 86
78	N	Ohio	70 68
86	A	North Carolina	56 84
91	H	Chattanooga	58 57

RPI	S	Opponent	Score
130	H	ETSU	57 69
148	H	Davidson	65 62
188	H	Samford	45 41
194	N	Xavier	62 75
201	A	Gardner-Webb	57 71
230	A	UNCG	74 76
242	A	Presbyterian	75 76
255	H	Col. of Charleston	72 58
258	A	UNC Asheville	71 63
269	H	Kennesaw St.	78 59
279	H	UNCW	76 71
282	A	Wofford	48 79
305	A	USC Upstate	80 59
320	A	Western Caro.	68 59

LAST 12 Division I GAMES:

282	A	Wofford	48 79	188	H	Samford	45 41
91	H	Chattanooga	58 57	242	A	Presbyterian	75 76
130	H	ETSU	57 69	258	A	UNC Asheville	71 63
230	A	UNCG	74 76	194	N	Xavier	62 75
320	A	Western Caro.	68 59	78	N	Ohio	70 68
66	H	Mercer	64 86	86	A	North Carolina	56 84

Non-Div I Games:

Bob Jones

93 46

Pfeiffer

102 51

Converse

80 41

Furman

■ Loss,
 ■ Non-Conf,
 S Site,
 ■ Home
 ■ Away
 N Neutral

Average RPI Win:	272	WON-LOST	WINNING	LAST 10	STRENGTH OF	OPP. STRENGTH	TEAM	ADJ.	CONF.	ADJ CONF.
Average RPI Loss:	186	RECORD	PCT. RANK	GAMES	SCHEDULE	OF SCHEDULE	RPI	RPI	RPI	RPI
DIV. I ONLY	2- 16	326	1- 9	195	318	324	324	23	23	
DIV. I NON-CONF.	1- 8	313	0- 3	200	325	308	308	23	23	

TOTALS	RPI 1-25	RPI 26-50	W-L RECORDS	RPI 51-100	RPI 101-999	RPI 201+				
2- 16	0- 0	0- 1	OVERALL	0- 4	2- 11	2- 9				
1- 8	0- 0	0- 0	HOME	0- 2	1- 6	1- 4				
1- 8	0- 0	0- 1	AWAY	0- 2	1- 5	1- 5				
0- 0	0- 0	0- 0	NEUTRAL	0- 0	0- 0	0- 0				
1- 8	0- 0	0- 1	NON-CONFERENCE	0- 3	1- 4	1- 4				
0- 5	0- 0	0- 0	HOME	0- 2	0- 3	0- 3				
1- 3	0- 0	0- 1	AWAY	0- 1	1- 1	1- 1				
0- 0	0- 0	0- 0	NEUTRAL	0- 0	0- 0	0- 0				
1- 8	0- 0	0- 0	CONFERENCE	0- 1	1- 7	1- 5				
1- 3	0- 0	0- 0	HOME	0- 0	1- 3	1- 1				
0- 5	0- 0	0- 0	AWAY	0- 1	0- 4	0- 4				
0- 0	0- 0	0- 0	NEUTRAL	0- 0	0- 0	0- 0				

RPI 1-25				RPI 26-50				RPI 51-100				RPI 101+ Team's RPI: 324			
RPI	S	Opponent	Score	RPI	S	Opponent	Score	RPI	S	Opponent	Score	RPI	S	Opponent	Score
				50	A	UCF	38 62	62	H	IUPUI	52 72	113	H	Little Rock	34 64
								66	A	Mercer	45 72	158	H	Texas St.	56 81
								85	H	Al abama	36 84	204	H	Arkansas St.	62 71
								88	A	South Ala.	52 79	209	H	UT Arlington	73 68
												218	A	Troy	47 88
												222	H	Stony Brook	49 68
												224	A	N. C. A&T	49 60
												269	H	Kennesaw St.	58 60
												272	A	Appal achian St.	56 87
												284	A	Coastal Caro.	51 54
												313	A	Georgia St.	56 71
												334	A	South Carolina St.	61 58
												345	H	Savannah St.	67 71
LAST 12 Division I GAMES:															
				209	H	UT Arlington	73 68	204	H	Arkansas St.	62 71				
				158	H	Texas St.	56 81	88	A	South Ala.	52 79				
				313	A	Georgia St.	56 71	218	A	Troy	47 88				
				272	A	Appal achian St.	56 87	222	H	Stony Brook	49 68				
				284	A	Coastal Caro.	51 54	62	H	IUPUI	52 72				
				113	H	Little Rock	34 64	269	H	Kennesaw St.	58 60				

Non-Div I Games: Coastal Ga. 68 63 Thomas (GA) 79 51








































Ga. Southern

Average RPI Win: 268

Average RPI Loss: 148

WON-LOST
RECORDWINNING
PCT. RANKLAST 10
GAMESSTRENGTH OF
SCHEDULEOPP. STRENGTH
OF SCHEDULETEAM
RPIADJ.
RPICONF.
RPIADJ CONF.
RPI

DIV. I ONLY	11- 6	96	5- 4	320	294	201	201	28	28
DIV. I NON-CONF.	7- 2	50	3- 0	283	228	116	116	28	28
TOTALS	RPI 1-25	RPI 26-50	W-L RECORDS	RPI 51-100	RPI 101-999	RPI 201+			
11- 6	0- 0	0- 1	OVERALL	0- 1	11- 4	9- 2			
6- 3	0- 0	0- 1	HOME	0- 0	6- 2	5- 1			
5- 3	0- 0	0- 0	AWAY	0- 0	5- 2	4- 1			
0- 0	0- 0	0- 0	NEUTRAL	0- 0	0- 0	0- 0			
7- 2	0- 0	0- 1	NON-CONFERENCE	0- 1	7- 0	5- 0			
4- 1	0- 0	0- 1	HOME	0- 0	4- 0	3- 0			
3- 1	0- 0	0- 0	AWAY	0- 1	3- 0	2- 0			
0- 0	0- 0	0- 0	NEUTRAL	0- 0	0- 0	0- 0			
4- 4	0- 0	0- 0	CONFERENCE	0- 0	4- 4	4- 2			
2- 2	0- 0	0- 0	HOME	0- 0	2- 2	2- 1			
2- 2	0- 0	0- 0	AWAY	0- 0	2- 2	2- 1			
0- 0	0- 0	0- 0	NEUTRAL	0- 0	0- 0	0- 0			

RPI 1-25	RPI 26-50	RPI 51-100	RPI 101+	Team's RPI: 201
RPI S Opponent Score	RPI S Opponent Score	RPI S Opponent Score	RPI S Opponent Score	
	50  UCF 30  65	95  Kentucky 34  72	122  High Point 80  83	
			128  Liberty 60  85	
			148  Davidson 70 65	
			187  Furman 71 57	
			208  Radford 69 53	
			215  Morehead St. 68 60	
			242  Presbyterian 69  72	
			251  Campbell 44  73	
			260  Mt. St. Mary's 75 67	
			282  Wofford 73 55	
			305  USC Upstate 60 39	
			320  Western Caro. 70 67	
			332  Charleston So. 68 52	
			337  Winthrop 66 59	
			349  Longwood 61 54	
LAST 12 Division I GAMES:				
337  Winthrop 66 59	208  Radford 69 53			
251  Campbell 44  73	122  High Point 80  83			
332  Charleston So. 68 52	320  Western Caro. 70 67			
242  Presbyterian 69  72	260  Mt. St. Mary's 75 67			
128  Liberty 60  85	148  Davidson 70 65			
349  Longwood 61 54	282  Wofford 73 55			

Non-Div I Games:

Montreat

83 26

Converse

82 59

Pfeiffer

72 53

Gardner-Webb

Average RPI Win: 236		WON-LOST	WINNING	LAST 10	STRENGTH OF		OPP. STRENGTH	TEAM	ADJ.	CONF.	ADJ CONF.
Loss: 75		RECORD	PCT. RANK	GAMES	SCHEDULE		OF SCHEDULE	RPI	RPI	RPI	RPI
DIV. I ONLY		16- 6	58	6- 4	255		172	109	109	13	13
DIV. I NON-CONF.		11- 3	46	3- 1	285		258	107	107	10	10
TOTALS		RPI 1-25	RPI 26-50	W-L RECORDS		RPI 51-100	RPI 101-999	RPI 201+			
16- 6	0- 1	0- 1		OVERALL		2- 2	14- 2	11- 0			
12- 1	0- 0	0- 0		HOME		1- 1	11- 0	8- 0			
3- 5	0- 0	0- 0		AWAY		0- 0	3- 2	3- 0			
1- 0	0- 0	0- 0		NEUTRAL		1- 0	0- 0	0- 0			
11- 3	0- 1	0- 1		NON-CONFERENCE		2- 0	9- 1	8- 0			
9- 0	0- 0	0- 0		HOME		1- 0	8- 0	7- 0			
1- 3	0- 1	0- 1		AWAY		0- 0	1- 1	1- 0			
1- 0	0- 0	0- 0		NEUTRAL		1- 0	0- 0	0- 0			
5- 3	0- 0	0- 0		CONFERENCE		0- 2	5- 1	3- 0			
3- 1	0- 0	0- 0		HOME		0- 1	3- 0	1- 0			
2- 2	0- 0	0- 0		AWAY		0- 1	2- 1	2- 0			
0- 0	0- 0	0- 0		NEUTRAL		0- 0	0- 0	0- 0			

RPI 1-25				RPI 26-50				RPI 51-100				RPI 101+				Team's RPI: 109	
RPI	S	Opponent	Score	RPI	S	Opponent	Score	RPI	S	Opponent	Score	RPI	S	Opponent	Score		
24	A	Michigan	61 75	49	A	Houston	73 82	57	A	Duquesne	64 71	105	H	Saint Louis	81 72		
								65	H	Fordham	62 67	111	A	George Washington	52 62		
								72	H	American	71 53	146	A	Colorado	61 76		
								97	N	Drake	87 75	148	H	Davidson	74 61		
												200	H	Southeast Mo. St.	57 38		
												221	A	La Salle	69 56		
												225	H	Richmond	77 56		
												239	A	Loyola Maryland	80 72		
												268	H	Illinois St.	56 37		
												274	H	LIU Brooklyn	73 70		
												293	H	Eastern Ky.	64 41		
												311	H	UMES	82 68		
												319	H	Old Dominion	66 53		
												328	A	Rhode Island	92 53		
												329	H	UMBC	58 38		
												349	H	Longwood	60 41		
LAST 12 Division I GAMES:																	
				65	H	Fordham	62 67	221	A	La Salle	69 56						
				105	H	Saint Louis	81 72	148	H	Davidson	74 61						
				57	A	Duquesne	64 71	349	H	Longwood	60 41						
				225	H	Richmond	77 56	49	A	Houston	73 82						
				328	A	Rhode Island	92 53	329	H	UMBC	58 38						
				111	A	George Washington	52 62	293	H	Eastern Ky.	64 41						

Non-Div I Games:

George Mason

Average RPI	Win:	206	WON-LOST	WINNING	LAST 10	STRENGTH OF	OPP. STRENGTH	TEAM	ADJ.	CONF.	ADJ CONF.
Average RPI	Loss:	58	RECORD	PCT. RANK	GAMES	SCHEDULE	OF SCHEDULE	RPI	RPI	RPI	RPI
DIV. I ONLY		9- 11		206	6- 4	33	120	111	111	13	13
DIV. I NON-CONF.		5- 7		212	2- 2	21	87	112	112	10	10

TOTALS	RPI 1-25		RPI 26-50		W-L RECORDS	RPI 51-100		RPI 101-999		RPI 201+	
9- 11	0- 2		0- 3		OVERALL	1- 4		8- 2		4- 0	
5- 6	0- 1		0- 2		HOME	1- 1		4- 2		1- 0	
4- 5	0- 0		0- 0		AWAY	0- 0		4- 0		3- 0	
0- 0	0- 0		0- 0		NEUTRAL	0- 0		0- 0		0- 0	
5- 7	0- 2		0- 2		NON-CONFERENCE	1- 2		4- 1		2- 0	
3- 4	0- 1		0- 2		HOME	1- 0		2- 1		0- 0	
2- 3	0- 1		0- 0		AWAY	0- 2		2- 0		2- 0	
0- 0	0- 0		0- 0		NEUTRAL	0- 0		0- 0		0- 0	
4- 4	0- 0		0- 1		CONFERENCE	0- 2		4- 1		2- 0	
2- 2	0- 0		0- 0		HOME	0- 1		2- 1		1- 0	
2- 2	0- 0		0- 1		AWAY	0- 1		2- 0		1- 0	
0- 0	0- 0		0- 0		NEUTRAL	0- 0		0- 0		0- 0	

RPI 1-25				RPI 26-50				RPI 51-100				RPI 101+ Team's RPI: 111			
RPI	S	Opponent	Score	RPI	S	Opponent	Score	RPI	S	Opponent	Score	RPI	S	Opponent	Score
22	A	Maryl and	54 80	31	H	South Fla.	78 83	53	A	Princeton	52 72	105	H	Saint Louis	69 72
25	H	Syracuse	62 74	40	H	South Dakota St.	88 97	57	H	Duquesne	53 54	109	H	George Mason	62 52
				48	A	Dayton	55 66	65	A	Fordham	50 61	125	H	Georgetown	65 54
								66	A	Mercer	44 61	129	H	Vanderbilt	59 69
								72	H	Ameri can	61 44	148	A	Davi dson	53 48
												178	H	Wi sconsi n	61 46
												280	A	Towson	66 43
												302	A	Monmouth	59 45
												316	A	VCU	61 39
												328	H	Rhode Island	65 52

LAST 12 Division I GAMES:															
105	H	Saint Louis	69 72	316	A	VCU	61 39	65	A	Fordham	50 61				
328	H	Rhode Island	65 52	65	A	Monmouth	59 45	72	H	Ameri can	61 44				
48	A	Dayton	55 66	22	A	Maryl and	54 80	66	A	Mercer	44 61				
148	A	Davi dson	53 48												
57	H	Duquesne	53 54												
109	H	George Mason	62 52												

Non-Div I Games:

George Washington

Average RPI Win:	194	WON-LOST	WINNING	LAST 10	STRENGTH OF	OPP. STRENGTH	TEAM	ADJ.	CONF.	ADJ CONF.
Average RPI Loss:	64	RECORD	PCT. RANK	GAMES	SCHEDULE	OF SCHEDULE	RPI	RPI	RPI	RPI
DIV. I ONLY	10- 11	187	4- 6	124	23	125	125	6	6	
DIV. I NON-CONF.	5- 5	170	1- 0	246	42	175	175	5	5	

TOTALS	RPI 1-25	RPI 26-50	W-L RECORDS	RPI 51-100	RPI 101-999	RPI 201+				
10- 11	1- 2	0- 2	OVERALL	1- 6	8- 1	4- 0				
4- 4	1- 1	0- 1	HOME	0- 2	3- 0	2- 0				
5- 5	0- 1	0- 1	AWAY	1- 2	4- 1	2- 0				
1- 2	0- 0	0- 0	NEUTRAL	0- 2	1- 0	0- 0				
5- 5	0- 1	0- 0	NON-CONFERENCE	0- 3	5- 1	4- 0				
2- 1	0- 0	0- 0	HOME	0- 1	2- 0	2- 0				
2- 2	0- 1	0- 0	AWAY	0- 0	2- 1	2- 0				
1- 2	0- 0	0- 0	NEUTRAL	0- 2	1- 0	0- 0				
5- 6	1- 1	0- 2	CONFERENCE	1- 3	3- 0	0- 0				
2- 3	1- 1	0- 1	HOME	0- 1	1- 0	0- 0				
3- 3	0- 0	0- 1	AWAY	1- 2	2- 0	0- 0				
0- 0	0- 0	0- 0	NEUTRAL	0- 0	0- 0	0- 0				

RPI 1-25				RPI 26-50				RPI 51-100				RPI 101+ Team's RPI: 125			
RPI	S	Opponent	Score	RPI	S	Opponent	Score	RPI	S	Opponent	Score	RPI	S	Opponent	Score
18	A	NC State	49 63	26	H	DePaul	62 78	52	H	Minnesota	63 73	111	A	George Washington	54 65
20	H	Marquette	85 58	44	A	Creighton	58 69	56	A	St. John's (NY)	41 64	175	N	Northwestern	55 54
21	H	Villanova	58 60					89	A	Butler	63 52	184	A	Providence	75 43
								89	H	Butler	57 66	194	A	Xavier	65 48
								91	N	Chattanooga	41 54	194	H	Xavier	65 60
								94	A	Seton Hall	65 70	239	A	Loyola Maryland	72 54
								99	N	Auburn	40 60	248	H	Howard	93 41
												285	H	FIU	77 56
												316	A	VCU	71 59
LAST 12 Division I GAMES:															
194	A	Xavier	65 48	21	H	Villanova	58 60	89	H	Butler	57 66				
89	A	Butler	63 52	194	H	Xavier	65 60	44	A	Creighton	58 69				
26	H	DePaul	62 78	44	A	Creighton	58 69	184	A	Providence	75 43				
20	H	Marquette	85 58	56	A	St. John's (NY)	41 64	316	A	VCU	71 59				
94	A	Seton Hall	65 70												
56	A	St. John's (NY)	41 64												

Non-Div I Games:

Georgetown

Average RPI Win: 150

Average RPI Loss: 7

WON-LOST
RECORDWINNING
PCT. RANKLAST 10
GAMESSTRENGTH OF
SCHEDULEOPP. STRENGTH
OF SCHEDULETEAM
RPIADJ.
RPICONF.
RPIADJ CONF.
RPIDIV. I ONLY
DIV. I NON-CONF.19- 2
12- 17
69- 1
4- 054
11946
15416
3216
322
22
2

TOTALS

RPI 1-25

RPI 26-50

W-L RECORDS

RPI 51-100

RPI 101-999

RPI 201+

19- 2

2- 2

1- 0

OVERALL

5- 0

11- 0

6- 0

11- 2

1- 2

0- 0

HOME

3- 0

7- 0

5- 0

8- 0

1- 0

1- 0

AWAY

2- 0

4- 0

1- 0

0- 0

0- 0

0- 0

NEUTRAL

0- 0

0- 0

0- 0

12- 1

0- 1

1- 0

NON-CONFERENCE

2- 0

9- 0

6- 0

8- 1

0- 1

0- 0

HOME

1- 0

7- 0

5- 0

4- 0

0- 0

1- 0

AWAY

1- 0

2- 0

1- 0

0- 0

0- 0

0- 0

NEUTRAL

0- 0

0- 0

0- 0

7- 1

2- 1

0- 0

CONFERENCE

3- 0

2- 0

0- 0

3- 1

1- 1

0- 0

HOME

2- 0

0- 0

0- 0

4- 0

1- 0

0- 0

AWAY

1- 0

2- 0

0- 0

0- 0

0- 0

0- 0

NEUTRAL

0- 0

0- 0

0- 0

RPI 1-25

Team's RPI: 16

RPI 26-50

RPI 51-100

RPI 101+

RPI	S	Opponent	Score
3	H	Mississippi St.	62 86
11	H	Texas	53 81
12	H	Missouri	62 50
14	A	Texas A&M	92 84

RPI	S	Opponent	Score
28	A	Virginia	64 61

RPI	S	Opponent	Score
66	A	Mercer	72 54
73	H	Georgia Tech	60 53
93	H	Arkansas	78 65
95	A	Kentucky	56 42
99	H	Auburn	60 48

RPI	S	Opponent	Score
102	H	Wright St.	87 71
124	A	BYU	79 63
129	A	Vanderbilt	81 52
174	A	Florida	66 57
187	H	Furman	79 44
224	A	N. C. A&T	73 63
245	H	North Florida	75 37
248	H	Howard	87 47
282	H	Wofford	95 56
320	H	Western Caro.	76 50
333	H	Tennessee Tech	56 48

LAST 12 Division I GAMES:

174	A	Florida	66 57	129	A	Vanderbilt	81 52
12	H	Missouri	62 50	3	H	Mississippi St.	62 86
99	H	Auburn	60 48	245	H	North Florida	75 37
14	A	Texas A&M	92 84	102	H	Wright St.	87 71
93	H	Arkansas	78 65	248	H	Howard	87 47
95	A	Kentucky	56 42	73	H	Georgia Tech	60 53

Non-Div I Games:

Georgia

Average RPI Win:	268	WON-LOST	WINNING	LAST 10	STRENGTH OF	OPP. STRENGTH	TEAM	ADJ.	CONF.	ADJ CONF.
Average RPI Loss:	171	RECORD	PCT. RANK	GAMES	SCHEDULE	OF SCHEDULE	RPI	RPI	RPI	RPI
DIV. I ONLY	3- 15	315	1- 9	184	205	313	313	23	23	
DIV. I NON-CONF.	2- 7	286	1- 2	175	90	279	279	23	23	

TOTALS	RPI 1-25	RPI 26-50	W-L RECORDS	RPI 51-100	RPI 101-999	RPI 201+				
3- 15	0- 1	0- 1	OVERALL	0- 2	3- 11	2- 7				
3- 6	0- 0	0- 1	HOME	0- 0	3- 5	2- 2				
0- 9	0- 0	0- 0	AWAY	0- 0	0- 0	0- 0				
0- 0	0- 0	0- 0	NEUTRAL	0- 0	0- 0	0- 0				
2- 7	0- 1	0- 1	NON-CONFERENCE	0- 1	2- 4	1- 2				
2- 2	0- 0	0- 1	HOME	0- 0	2- 1	1- 0				
0- 5	0- 1	0- 0	AWAY	0- 1	0- 3	0- 2				
0- 0	0- 0	0- 0	NEUTRAL	0- 0	0- 0	0- 0				
1- 8	0- 0	0- 0	CONFERENCE	0- 1	1- 7	1- 5				
1- 4	0- 0	0- 0	HOME	0- 0	1- 4	1- 2				
0- 4	0- 0	0- 0	AWAY	0- 1	0- 3	0- 3				
0- 0	0- 0	0- 0	NEUTRAL	0- 0	0- 0	0- 0				

RPI 1-25				RPI 26-50				RPI 51-100				RPI 101+ Team's RPI: 313			
RPI	S	Opponent	Score	RPI	S	Opponent	Score	RPI	S	Opponent	Score	RPI	S	Opponent	Score
3	A	Mississippi St.	50 106	43	H	Western Ky.	63 74	73	A	Georgia Tech	51 75	113	H	Little Rock	50 65
								88	A	South Ala.	52 88	158	H	Texas St.	63 83
												165	H	Jacksonville St.	55 41
												174	A	Florida	66 82
												185	H	Fla. Atlantic	50 82
												204	H	Arkansas St.	58 75
												209	H	UT Arlington	76 81
												218	A	Troy	86 90
												269	A	Kennesaw St.	61 71
												272	A	Appalachian St.	62 77
												279	A	UNCW	62 74
												284	A	Coastal Caro.	49 64
												316	H	VCU	61 56
												324	H	Ga. Southern	71 56
LAST 12 Division I GAMES:															
158	H	Texas St.	63 83	113	H	Little Rock	50 65								
209	H	UT Arlington	76 81	218	A	Troy	86 90								
324	H	Ga. Southern	71 56	88	A	South Ala.	52 88								
284	A	Coastal Caro.	49 64	279	A	UNCW	62 74								
272	A	Appalachian St.	62 77	165	H	Jacksonville St.	55 41								
204	H	Arkansas St.	58 75	185	H	Fla. Atlantic	50 82								

Non-Div I Games: Allen 101 56 North Greenville 91 89

Georgia St.

Average RPI	Win:	188	WON-LOST	WINNING	LAST 10	STRENGTH OF	OPP. STRENGTH	TEAM	ADJ.	CONF.	ADJ CONF.
Average RPI	Loss:	38	RECORD	PCT. RANK	GAMES	SCHEDULE	OF SCHEDULE	RPI	RPI	RPI	RPI
DIV. I ONLY		13- 9		122	3- 7	28	75	73	73	1	1
DIV. I NON-CONF.		11- 2		23	2- 1	82	255	35	35	1	1

TOTALS	RPI 1-25		RPI 26-50		W-L RECORDS	RPI 51-100		RPI 101-999		RPI 201+	
13- 9	0- 6		1- 1		OVERALL	1- 1		11- 1		6- 0	
10- 3	0- 2		1- 1		HOME	0- 0		9- 0		5- 0	
2- 5	0- 3		0- 0		AWAY	1- 1		1- 1		1- 0	
1- 1	0- 1		0- 0		NEUTRAL	0- 0		1- 0		0- 0	
11- 2	0- 2		1- 0		NON-CONFERENCE	1- 0		9- 0		6- 0	
8- 0	0- 0		1- 0		HOME	0- 0		7- 0		5- 0	
2- 1	0- 1		0- 0		AWAY	1- 0		1- 0		1- 0	
1- 1	0- 1		0- 0		NEUTRAL	0- 0		1- 0		0- 0	
2- 7	0- 4		0- 1		CONFERENCE	0- 1		2- 1		0- 0	
2- 3	0- 2		0- 1		HOME	0- 0		2- 0		0- 0	
0- 4	0- 2		0- 0		AWAY	0- 1		0- 1		0- 0	
0- 0	0- 0		0- 0		NEUTRAL	0- 0		0- 0		0- 0	

RPI	S	Opponent	Score
1	H	Notre Dame	54 77
5	H	Louisville	71 74
9	N	Baylor	57 80
16	A	Georgia	53 60
18	A	NC State	43 56
25	A	Syracuse	77 88

RPI	S	Opponent	Score
28	H	Virginia	56 62
46	H	Purdue	68 55

RPI	S	Opponent	Score
53	A	Princeton	67 56
75	A	Virginia Tech	62 68

RPI	S	Opponent	Score
103	H	Wake Forest	79 67
108	N	Penn	69 55
118	H	Clemson	66 33
119	H	Middle Tenn.	48 45
162	A	Pittsburgh	62 68
169	H	Southern Miss.	63 44
209	H	UT Arlington	80 52
269	H	Kennesaw St.	86 48
272	A	Appalachian St.	75 41
313	H	Georgia St.	75 51
332	H	Charleston So.	78 51
334	H	South Carolina St.	86 40

LAST 12 Division I GAMES:

28	H	Virginia	56 62	25	A	Syracuse	77 88
75	A	Virginia Tech	62 68	118	H	Clemson	66 33
103	H	Wake Forest	79 67	5	H	Louisville	71 74
162	A	Pittsburgh	62 68	169	H	Southern Miss.	63 44
18	A	NC State	43 56	332	H	Charleston So.	78 51
1	H	Notre Dame	54 77	16	A	Georgia	53 60

Non-Div I Games:

Georgia Tech

Average RPI	Win: 182	WON-LOST RECORD	WINNING PCT. RANK	LAST 10 GAMES	STRENGTH OF SCHEDULE	OPP. STRENGTH OF SCHEDULE	TEAM RPI	ADJ. RPI	CONF. RPI	ADJ. CONF. RPI
Average RPI	Loss: 89									
DIV. I ONLY	17- 4	25	10- 0	133	123	55	55	12	12	
DIV. I NON-CONF.	7- 4	102	2- 0	34	138	52	52	11	11	

TOTALS	RPI 1-25	RPI 26-50	W-L RECORDS	RPI 51-100	RPI 101-999	RPI 201+				
17- 4	0- 0	0- 1	OVERALL	2- 1	15- 2	7- 0				
9- 1	0- 0	0- 0	HOME	0- 0	9- 1	4- 0				
7- 1	0- 0	0- 0	AWAY	2- 0	5- 1	3- 0				
1- 2	0- 0	0- 1	NEUTRAL	0- 1	1- 0	0- 0				
7- 4	0- 0	0- 1	NON-CONFERENCE	1- 1	6- 2	2- 0				
4- 1	0- 0	0- 0	HOME	0- 0	4- 1	1- 0				
2- 1	0- 0	0- 0	AWAY	1- 0	1- 1	1- 0				
1- 2	0- 0	0- 1	NEUTRAL	0- 1	1- 0	0- 0				
10- 0	0- 0	0- 0	CONFERENCE	1- 0	9- 0	5- 0				
5- 0	0- 0	0- 0	HOME	0- 0	5- 0	3- 0				
5- 0	0- 0	0- 0	AWAY	1- 0	4- 0	2- 0				
0- 0	0- 0	0- 0	NEUTRAL	0- 0	0- 0	0- 0				

RPI	S	Opponent	Score	RPI	S	Opponent	Score	RPI	S	Opponent	Score	RPI	S	Opponent	Score
				26	N	DePaul	71 88	76	N	Belmont	63 71	104	H	UNLV	50 52
								79	A	Washington St.	64 56	116	H	Western Ill.	80 65
								87	A	Saint Mary's (CA)	73 65	123	N	Kent St.	77 57
												133	H	Portland St.	91 52
												147	H	Saint Francis (PA)	97 74
												149	A	Colorado St.	49 65
												150	H	Loyola Marymount	77 67
												156	A	Pacific	99 72
												163	A	San Francisco	81 57
												163	H	San Francisco	74 47
												206	H	Eastern Wash.	69 45
												226	H	Pepperdine	73 51
												231	A	Montana	70 55
												259	A	Santa Clara	63 51
												259	H	Santa Clara	71 44
												300	A	Portland	70 56
												300	H	Portland	75 36
LAST 12 Division I GAMES:															
163	A	San Francisco	81 57	150	H	Loyola Marymount	77 67								
300	H	Portland	75 36	226	H	Pepperdine	73 51								
259	H	Santa Clara	71 44	259	A	Santa Clara	63 51								
87	A	Saint Mary's (CA)	73 65	156	A	Pacific	99 72								
163	H	San Francisco	74 47	116	H	Western Ill.	80 65								
300	A	Portland	70 56	147	H	Saint Francis (PA)	97 74								

Non-Div I Games:

Gonzaga

Average RPI Win:	306	WON-LOST	WINNING	LAST 10	STRENGTH OF	OPP. STRENGTH	TEAM	ADJ.	CONF.	ADJ CONF.
Average RPI Loss:	163	RECORD	PCT. RANK	GAMES	SCHEDULE	OF SCHEDULE	RPI	RPI	RPI	RPI
DIV. I ONLY	9- 11	206	6- 4	332	281	254	254	32	32	
DIV. I NON-CONF.	3- 8	268	0- 3	258	109	270	270	32	32	

TOTALS	RPI 1-25	RPI 26-50	W-L RECORDS	RPI 51-100	RPI 101-999	RPI 201+				
9- 11	0- 1	0- 0	OVERALL	0- 3	9- 7	9- 4				
5- 2	0- 1	0- 0	HOME	0- 0	5- 1	5- 1				
4- 8	0- 0	0- 0	AWAY	0- 0	4- 1	4- 1				
0- 1	0- 0	0- 0	NEUTRAL	0- 1	0- 0	0- 0				
3- 8	0- 1	0- 0	NON-CONFERENCE	0- 3	3- 4	3- 2				
2- 1	0- 1	0- 0	HOME	0- 0	2- 0	2- 0				
1- 6	0- 0	0- 0	AWAY	0- 2	1- 4	1- 2				
0- 1	0- 0	0- 0	NEUTRAL	0- 1	0- 0	0- 0				
6- 3	0- 0	0- 0	CONFERENCE	0- 0	6- 3	6- 2				
3- 1	0- 0	0- 0	HOME	0- 0	3- 1	3- 1				
3- 2	0- 0	0- 0	AWAY	0- 0	3- 2	3- 1				
0- 0	0- 0	0- 0	NEUTRAL	0- 0	0- 0	0- 0				

RPI	S	Opponent	Score	RPI	S	Opponent	Score	RPI	S	Opponent	Score	RPI	S	Opponent	Score	Team's RPI: 254
7	H	Florida St.	53 96					85	A	Alabama	49 73	179	A	Memphis	48 57	
								86	N	North Carolina	63 79	186	A	Southern U.	44 63	
								93	A	Arkansas	62 79	194	A	Xavier	67 72	
												204	A	Arkansas St.	56 76	
												212	A	Louisiana Tech	53 64	
												240	H	Texas Southern	63 73	
												271	A	Alcorn	75 68	
												283	H	Prairie View	81 79	
												289	A	McNeese	75 60	
												294	H	Southeastern La.	61 52	
												296	H	Alabama A&M	78 49	
												306	A	Jackson St.	70 82	
												312	H	Alabama St.	93 71	
												330	H	La. -Monroe	61 52	
												338	A	Mississippi Val.	64 62	
												340	A	Ark. -Pine Bluff	66 57	

LAST 12 Division I GAMES:																
338	A	Mississippi Val.	64 62	186	A	Southern U.	44 63	312	H	Alabama St.	93 71	296	H	Alabama A&M	78 49	
340	A	Ark. -Pine Bluff	66 57	312	H	Alabama St.	93 71	296	H	Alabama A&M	78 49	93	A	Arkansas	62 79	
306	A	Jackson St.	70 82	296	H	Alabama A&M	78 49	93	A	Arkansas	62 79	179	A	Memphis	48 57	
240	H	Texas Southern	63 73	93	A	Arkansas	62 79	179	A	Memphis	48 57	86	N	North Carolina	63 79	
283	H	Prairie View	81 79	179	A	Memphis	48 57	86	N	North Carolina	63 79					
271	A	Alcorn	75 68	86	N	North Carolina	63 79									

Non-Div I Games:

Grambling

Average RPI Win:	282	WON-LOST	WINNING	LAST 10	STRENGTH OF	OPP. STRENGTH	TEAM	ADJ.	CONF.	ADJ CONF.
Average RPI Loss:	182	RECORD	PCT. RANK	GAMES	SCHEDULE	OF SCHEDULE	RPI	RPI	RPI	RPI
DIV. I ONLY	8- 10	211	7- 2	310	310	264	264	30	30	
DIV. I NON-CONF.	4- 8	239	3- 2	264	291	267	267	31	31	

TOTALS	RPI 1-25	RPI 26-50	W-L RECORDS	RPI 51-100	RPI 101-999	RPI 201+				
8- 10	0- 1	0- 0	OVERALL	0- 0	8- 9	7- 4				
5- 4	0- 1	0- 0	HOME	0- 0	5- 3	5- 2				
3- 6	0- 0	0- 0	AWAY	0- 0	3- 6	2- 2				
0- 0	0- 0	0- 0	NEUTRAL	0- 0	0- 0	0- 0				
4- 8	0- 1	0- 0	NON-CONFERENCE	0- 0	4- 7	3- 2				
2- 3	0- 1	0- 0	HOME	0- 0	2- 2	2- 1				
2- 5	0- 0	0- 0	AWAY	0- 0	2- 5	1- 1				
0- 0	0- 0	0- 0	NEUTRAL	0- 0	0- 0	0- 0				
4- 2	0- 0	0- 0	CONFERENCE	0- 0	4- 2	4- 2				
3- 1	0- 0	0- 0	HOME	0- 0	3- 1	3- 1				
1- 1	0- 0	0- 0	AWAY	0- 0	1- 1	1- 1				
0- 0	0- 0	0- 0	NEUTRAL	0- 0	0- 0	0- 0				

RPI 1-25				RPI 26-50				RPI 51-100				RPI 101+ Team's RPI: 264			
RPI	S	Opponent	Score	RPI	S	Opponent	Score	RPI	S	Opponent	Score	RPI	S	Opponent	Score
15	H	Duke	61 74									104	A	UNLV	47 76
												114	H	Rice	59 69
												144	A	Washington	65 79
												151	A	Bethune-Cookman	60 69
												170	A	Cal Poly	69 75
												185	A	Fla. Atlantic	77 73
												214	H	Seattle U	74 63
												250	A	New Mexico St.	60 64
												252	H	UMKC	59 62
												259	H	Santa Clara	39 38
												286	A	Valparaiso	75 80
												304	H	Utah Valley	81 61
												307	H	Southern Utah	59 54
												318	A	UTRGV	65 59
												327	A	Northern Ariz.	72 54
												336	H	Long Beach St.	63 65
												339	H	Chicago St.	64 36

LAST 12 Division I GAMES:															
				304	H	Utah Valley	81 61	259	H	Santa Clara	39 38				
				252	H	UMKC	59 62	307	H	Southern Utah	59 54				
				339	H	Chicago St.	64 36	327	A	Northern Ariz.	72 54				
				318	A	UTRGV	65 59	144	A	Washington	65 79				
				250	A	New Mexico St.	60 64	336	H	Long Beach St.	63 65				
				214	H	Seattle U	74 63	151	A	Bethune-Cookman	60 69				

Non-Div I Games: Arizona Christian 75 51 Benedictine Mesa 67 53

Grand Canyon

Average RPI Loss: 135

DIV. I ONLY	19- 2	7	9- 1	55	108	13	13	11	11
DIV. I NON-CONF.	10- 1	16	2- 0	37	28	7	7	12	12
TOTALS	RPI 1-25	RPI 26-50	W-L RECORDS	RPI 51-100	RPI 101-999	RPI 201+			
19- 2	1- 1	3- 0	OVERALL	3- 0	12- 1	5- 1			
9- 0	1- 0	1- 0	HOME	2- 0	5- 0	3- 0			
8- 1	0- 0	1- 0	AWAY	1- 0	6- 1	2- 1			
2- 1	0- 1	1- 0	NEUTRAL	0- 0	1- 0	0- 0			
10- 1	1- 1	3- 0	NON-CONFERENCE	1- 0	5- 0	2- 0			
4- 0	1- 0	1- 0	HOME	1- 0	1- 0	1- 0			
4- 0	0- 0	1- 0	AWAY	0- 0	3- 0	1- 0			
2- 1	0- 1	1- 0	NEUTRAL	0- 0	1- 0	0- 0			
9- 1	0- 0	0- 0	CONFERENCE	2- 0	7- 1	3- 1			
5- 0	0- 0	0- 0	HOME	1- 0	4- 0	2- 0			
4- 1	0- 0	0- 0	AWAY	1- 0	3- 1	1- 1			
0- 0	0- 0	0- 0	NEUTRAL	0- 0	0- 0	0- 0			

RPI 1-25				Team's RPI: 13		RPI 26-50				RPI 51-100				RPI 101+			
RPI	S	Opponent	Score	RPI	S	Opponent	Score	RPI	S	Opponent	Score	RPI	S	Opponent	Score		
3	N	Mississippi St.	46 67	29	N	Arizona St.	61 48	62	A	IUPUI	60 34	102	A	Wright St.	58 51		
20	H	Marquette	63 55	40	H	South Dakota St.	55 41	62	H	IUPUI	52 45	106	H	Milwaukee	52 29		
				48	A	Dayton	75 64	91	H	Chattanooga	60 30	132	H	Cleveland St.	69 43		
												175	A	Northwestern	63 57		
												178	A	Wisconsin	67 34		
												183	A	Oakland	81 48		
												195	N	Columbia	61 43		
												236	H	Bradley	72 40		
												241	H	Youngstown St.	65 56		
												267	A	Northern Ky.	54 62		
												290	A	Detroit Mercy	85 27		
												308	A	Loyola Chicago	76 39		
												317	H	Ill. -Chicago	65 36		
LAST 12 Division I GAMES:																	
				62	H	IUPUI	52 45	241	H	Youngstown St.	65 56						
				317	H	Ill. -Chicago	65 36	106	H	Milwaukee	52 29						
				183	A	Oakland	81 48	267	A	Northern Ky.	54 62						
				290	A	Detroit Mercy	85 27	102	A	Wright St.	58 51						
				62	A	IUPUI	60 34	175	A	Northwestern	63 57						
				132	H	Cleveland St.	69 43	236	H	Bradley	72 40						

Green Bay

Average RPI Win:	269	WON-LOST	WINNING	LAST 10	STRENGTH OF	OPP. STRENGTH	TEAM	ADJ.	CONF.	ADJ CONF.
Average RPI Loss:	115	RECORD	PCT. RANK	GAMES	SCHEDULE	OF SCHEDULE	RPI	RPI	RPI	RPI
DIV. I ONLY	8- 11	220	6- 3	209	157	203	203	31	31	
DIV. I NON-CONF.	4- 9	249	2- 3	72	44	155	155	30	30	

TOTALS	RPI 1-25	RPI 26-50	W-L RECORDS	RPI 51-100	RPI 101-999	RPI 201+				
8- 11	0- 1	0- 1	OVERALL	1- 4	7- 5	6- 1				
4- 2	0- 0	0- 0	HOME	0- 1	4- 1	3- 0				
3- 8	0- 1	0- 1	AWAY	1- 3	2- 3	2- 1				
1- 1	0- 0	0- 0	NEUTRAL	0- 0	1- 1	1- 0				
4- 9	0- 1	0- 1	NON-CONFERENCE	1- 4	3- 3	2- 0				
2- 1	0- 0	0- 0	HOME	0- 1	2- 0	1- 0				
1- 7	0- 1	0- 1	AWAY	1- 3	0- 2	0- 0				
1- 1	0- 0	0- 0	NEUTRAL	0- 0	1- 1	1- 0				
4- 2	0- 0	0- 0	CONFERENCE	0- 0	4- 2	4- 1				
2- 1	0- 0	0- 0	HOME	0- 0	2- 1	2- 0				
2- 1	0- 0	0- 0	AWAY	0- 0	2- 1	2- 1				
0- 0	0- 0	0- 0	NEUTRAL	0- 0	0- 0	0- 0				

RPI 1-25				RPI 26-50				RPI 51-100				RPI 101+ Team's RPI: 203			
RPI	S	Opponent	Score	RPI	S	Opponent	Score	RPI	S	Opponent	Score	RPI	S	Opponent	Score
4	A	Oregon	45 87	28	A	Virginia	62 66	58	H	Quinnipiac	58 64	101	N	Brown	66 73
								64	A	TCU	68 90	151	H	Bethune-Cookman	56 61
								77	A	Elon	59 82	168	A	Temple	56 65
								86	A	North Carolina	70 66	188	A	Samford	61 66
								91	A	Chattanooga	52 64	195	H	Columbia	60 58
												249	N	San Jose St.	81 73
												310	H	Delaware St.	66 62
												311	A	UMES	70 65
												319	H	Old Dominion	50 42
												334	A	South Carolina St.	70 78
												335	H	Florida A&M	66 65
												345	A	Savannah St.	81 53

LAST 12 Division I GAMES:															
151	H	Bethune-Cookman	56 61	311	A	UMES	70 65	195	H	Columbia	60 58	188	A	Samford	61 66
335	H	Florida A&M	66 65	91	A	Chattanooga	52 64	64	A	TCU	68 90	91	A	Chattanooga	52 64
334	A	South Carolina St.	70 78	64	A	TCU	68 90	168	A	Temple	56 65	64	A	TCU	68 90
345	A	Savannah St.	81 53	168	A	Temple	56 65								
319	H	Old Dominion	50 42												
310	H	Delaware St.	66 62												

Non-Div I Games:

Hampton

Average RPI	Win: 251	WON-LOST	WINNING	LAST 10	STRENGTH OF	OPP. STRENGTH	TEAM	ADJ.	CONF.	ADJ CONF.
Average RPI	Loss: 106	RECORD	PCT. RANK	GAMES	SCHEDULE	OF SCHEDULE	RPI	RPI	RPI	RPI
DIV. I ONLY	13- 8	107	6- 4	227	228	155	155	20	20	
DIV. I NON-CONF.	8- 5	111	3- 1	148	195	117	117	24	24	

TOTALS	RPI 1-25	RPI 26-50	W-L RECORDS	RPI 51-100	RPI 101-999	RPI 201+				
13- 8	0- 2	0- 0	OVERALL	1- 3	12- 3	10- 1				
7- 3	0- 1	0- 0	HOME	1- 1	6- 1	5- 0				
3- 5	0- 0	0- 0	AWAY	0- 0	3- 1	3- 1				
3- 0	0- 0	0- 0	NEUTRAL	0- 0	3- 0	2- 0				
8- 5	0- 2	0- 0	NON-CONFERENCE	0- 2	8- 1	6- 0				
4- 2	0- 1	0- 0	HOME	0- 0	4- 1	3- 0				
1- 3	0- 1	0- 0	AWAY	0- 2	1- 0	1- 0				
3- 0	0- 0	0- 0	NEUTRAL	0- 0	3- 0	2- 0				
5- 3	0- 0	0- 0	CONFERENCE	1- 1	4- 2	4- 1				
3- 1	0- 0	0- 0	HOME	1- 1	2- 0	2- 0				
2- 2	0- 0	0- 0	AWAY	0- 0	2- 2	2- 1				
0- 0	0- 0	0- 0	NEUTRAL	0- 0	0- 0	0- 0				

RPI 1-25				RPI 26-50				RPI 51-100				RPI 101+				Team's RPI: 155
RPI	S	Opponent	Score	RPI	S	Opponent	Score	RPI	S	Opponent	Score	RPI	S	Opponent	Score	
21	H	Villanova	53 71					65	A	Fordham	44 69	119	H	Delaware	63 72	
25	A	Syracuse	63 75					67	H	Albany (NY)	70 55	121	N	Yale	78 70	
								82	H	Maine	44 59	160	A	Binghamton	59 64	
								86	A	North Carolina	70 90	196	H	Siena	71 62	
												211	H	Hofstra	60 49	
												213	H	Niagara	83 65	
												222	A	Stony Brook	75 68	
												276	A	Bryant	59 47	
												292	A	Vermont	47 53	
												296	N	Alabama A&M	56 47	
												309	H	Central Conn. St.	68 52	
												329	H	UMBC	65 54	
												332	N	Charleston So.	62 43	
												348	A	UMass Lowell	81 42	
												348	H	UMass Lowell	78 56	

LAST 12 Division I GAMES:																
348	H	UMass Lowell	78 56	222	A	Stony Brook	75 68									
292	A	Vermont	47 53	67	H	Albany (NY)	70 55									
82	H	Maine	44 59	121	N	Yale	78 70									
329	H	UMBC	65 54	65	A	Fordham	44 69									
160	A	Binghamton	59 64	196	H	Siena	71 62									
348	A	UMass Lowell	81 42	276	A	Bryant	59 47									

Non-Div I Games:

Hartford

Average RPI	Win:	183	WON-LOST	WINNING	LAST 10	STRENGTH OF	OPP. STRENGTH	TEAM	ADJ.	CONF.	ADJ CONF.
Average RPI	Loss:	78	RECORD	PCT. RANK	GAMES	SCHEDULE	OF SCHEDULE	RPI	RPI	RPI	RPI
DIV. I ONLY		11- 6		96	7- 3	67	117	68	68	9	9
DIV. I NON-CONF.		8- 5		111	5- 3	112	107	81	81	9	9

TOTALS	RPI 1-25		RPI 26-50		W-L RECORDS	RPI 51-100		RPI 101-999		RPI 201+	
11- 6	0- 0		0- 3		OVERALL	0- 1		11- 2		5- 0	
8- 0	0- 0		0- 0		HOME	0- 0		8- 0		3- 0	
1- 5	0- 0		0- 2		AWAY	0- 1		1- 2		0- 0	
2- 1	0- 0		0- 1		NEUTRAL	0- 0		2- 0		2- 0	
8- 5	0- 0		0- 3		NON-CONFERENCE	0- 1		8- 1		5- 0	
5- 0	0- 0		0- 0		HOME	0- 0		5- 0		3- 0	
1- 4	0- 0		0- 2		AWAY	0- 1		1- 1		0- 0	
2- 1	0- 0		0- 1		NEUTRAL	0- 0		2- 0		2- 0	
3- 1	0- 0		0- 0		CONFERENCE	0- 0		3- 1		0- 0	
3- 0	0- 0		0- 0		HOME	0- 0		3- 0		0- 0	
0- 1	0- 0		0- 0		AWAY	0- 0		0- 1		0- 0	
0- 0	0- 0		0- 0		NEUTRAL	0- 0		0- 0		0- 0	

RPI 1-25				RPI 26-50				RPI 51-100				Team's RPI: 68				RPI 101+			
RPI	S	Opponent	Score	RPI	S	Opponent	Score	RPI	S	Opponent	Score	RPI	S	Opponent	Score	RPI	S	Opponent	Score
28	A	Virginia	48 50	48				82	A	Maine	51 76	101	H	Brown	87 85				
34	A	FGCU	56 65									107	A	Dartmouth	56 63				
48	N	Dayton	66 72									107	H	Dartmouth	76 65				
												121	H	Yale	97 73				
												153	A	Northeastern	79 69				
												168	A	Temple	64 86				
												193	H	Boston U.	80 70				
												196	H	Siena	75 67				
												219	N	Akron	76 63				
												221	H	La Salle	70 61				
												222	H	Stony Brook	60 53				
												224	N	N.C. A&T	64 60				
												257	H	Sacred Heart	70 62				
LAST 12 Division I GAMES:																			
101	H	Brown	87 85	219	N	Akron	76 63												
121	H	Yale	97 73	34	A	FGCU	56 65												
107	H	Dartmouth	76 65	153	A	Northeastern	79 69												
221	H	La Salle	70 61	168	A	Temple	64 86												
107	A	Dartmouth	56 63	224	N	N.C. A&T	64 60												
222	H	Stony Brook	60 53	28	A	Virginia	48 50												

Non-Div I Games:

Harvard

Average RPI Win: 248
Average RPI Loss: 144

WON-LOST
RECORD

WINNING
PCT. RANK

LAST 10
GAMES

STRENGTH OF
SCHEDULE

OPP. STRENGTH
OF SCHEDULE

TEAM
RPI

ADJ.
RPI

CONF.
RPI

ADJ CONF.
RPI

DIV. I ONLY	8- 12	229	2- 7	193	197	246	246	21	21
DIV. I NON-CONF.	6- 6	170	1- 2	133	134	171	171	20	20

TOTALS	RPI 1-25	RPI 26-50	W-L RECORDS	RPI 51-100	RPI 101-999	RPI 201+			
8- 12	0- 2	0- 2	OVERALL	0- 1	8- 7	7- 4			
6- 5	0- 0	0- 2	HOME	0- 0	6- 3	5- 1			
2- 5	0- 0	0- 0	AWAY	0- 1	2- 4	2- 3			
0- 2	0- 2	0- 0	NEUTRAL	0- 0	0- 0	0- 0			
6- 6	0- 2	0- 2	NON-CONFERENCE	0- 0	6- 2	5- 1			
4- 3	0- 0	0- 2	HOME	0- 0	4- 1	3- 0			
2- 1	0- 0	0- 0	AWAY	0- 0	2- 1	2- 1			
0- 2	0- 2	0- 0	NEUTRAL	0- 0	0- 0	0- 0			
2- 6	0- 0	0- 0	CONFERENCE	0- 1	2- 5	2- 3			
2- 2	0- 0	0- 0	HOME	0- 0	2- 2	2- 1			
0- 4	0- 0	0- 0	AWAY	0- 1	0- 3	0- 2			
0- 0	0- 0	0- 0	NEUTRAL	0- 0	0- 0	0- 0			

RPI 1-25				RPI 26-50				RPI 51-100				RPI 101+ Team's RPI: 246			
RPI	S	Opponent	Score	RPI	S	Opponent	Score	RPI	S	Opponent	Score	RPI	S	Opponent	Score
4	N	Oregon	44 85	45	H	Southern Cal i fornia	60 71	60	A	UC Davis	52 76	143	H	Idaho St.	62 64
14	N	Texas A&M	59 103	46	H	Purdue	67 79					171	H	Marist	70 63
												176	A	UC Irvi ne	66 70
												176	H	UC Irvi ne	67 74
												205	H	San Diego	64 63
												210	H	Montana St.	81 75
												214	A	Seattle U	73 58
												217	H	CSUN	58 70
												243	A	UC Ri versi de	57 79
												243	H	UC Ri versi de	63 57
												277	A	Arizona	65 60
												299	A	Cal St. Fullerton	57 69
												300	A	Portland	47 76
												327	H	Northern Ariz.	84 68
												336	H	Long Beach St.	74 66

LAST 12 Division I GAMES:															
243	H	UC Ri versi de	63 57	60	A	UC Davis	52 76								
217	H	CSUN	58 70	299	A	Cal St. Fullerton	57 69								
176	A	UC Irvi ne	66 70	4	N	Oregon	44 85								
243	A	UC Ri versi de	57 79	14	N	Texas A&M	59 103								
336	H	Long Beach St.	74 66	277	A	Arizona	65 60								
176	H	UC Irvi ne	67 74	143	H	Idaho St.	62 64								

Non-Div I Games: Hawai i Paci fic 67 57

Hawai i

Loss, Non-Conf, S Site, H Home A Away N Neutral

Average RPI Win:	263	WON-LOST	WINNING	LAST 10	STRENGTH OF	OPP. STRENGTH	TEAM	ADJ.	CONF.	ADJ CONF.
Average RPI Loss:	101	RECORD	PCT. RANK	GAMES	SCHEDULE	OF SCHEDULE	RPI	RPI	RPI	RPI
DIV. I ONLY	11- 6	96	9- 1	230	256	122	122	28	28	
DIV. I NON-CONF.	4- 5	202	2- 2	111	92	122	122	28	28	

TOTALS	RPI 1-25	RPI 26-50	W-L RECORDS	RPI 51-100	RPI 101-999	RPI 201+				
11- 6	0- 1	0- 0	OVERALL	0- 3	11- 2	9- 1				
4- 2	0- 0	0- 0	HOME	0- 1	4- 1	3- 0				
7- 4	0- 0	0- 0	AWAY	0- 1	7- 1	6- 1				
0- 0	0- 0	0- 0	NEUTRAL	0- 0	0- 0	0- 0				
4- 5	0- 1	0- 0	NON-CONFERENCE	0- 3	4- 1	3- 0				
1- 2	0- 0	0- 0	HOME	0- 1	1- 1	1- 0				
3- 3	0- 1	0- 0	AWAY	0- 2	3- 0	2- 0				
0- 0	0- 0	0- 0	NEUTRAL	0- 0	0- 0	0- 0				
7- 1	0- 0	0- 0	CONFERENCE	0- 0	7- 1	6- 1				
3- 0	0- 0	0- 0	HOME	0- 0	3- 0	2- 0				
4- 1	0- 0	0- 0	AWAY	0- 0	4- 1	4- 1				
0- 0	0- 0	0- 0	NEUTRAL	0- 0	0- 0	0- 0				

RPI 1-25				RPI 26-50				RPI 51-100				RPI 101+ Team's RPI: 122							
RPI	S	Opponent	Score	RPI	S	Opponent	Score	RPI	S	Opponent	Score	RPI	S	Opponent	Score				
15	A	Duke	50 77					75	A	Virginia Tech	63 86	148	H	Davidson	74 82				
								78	A	Ohio	61 64	172	A	Stetson	69 64				
								83	H	UAB	61 77	201	H	Gardner-Webb	83 80				
												202	A	Norfolk St.	59 56				
												208	A	Radford	47 50				
												230	A	UNCG	81 72				
												242	H	Presbyterian	81 55				
												251	A	Campbell	62 53				
												258	A	UNC Asheville	58 45				
												320	H	Western Caro.	75 69				
												332	A	Charleston So.	75 74				
												337	A	Winthrop	79 58				
												349	H	Longwood	62 41				

LAST 12 Division I GAMES:																			
332	A	Charleston So.	75 74	258	A	UNC Asheville	58 45	201	H	Gardner-Webb	83 80								
208	A	Radford	47 50	230	A	UNCG	81 72	320	H	Western Caro.	75 69								
349	H	Longwood	62 41	320	H	Davidson	74 82	148	H	Davidson	74 82								
251	A	Campbell	62 53	75	A	Virginia Tech	63 86												
337	A	Winthrop	79 58																
242	H	Presbyterian	81 55																

Non-Div I Games: N. C. Wesleyan 111 54 Barton 82 69

High Point

H
o
f
s
t
r
a

Hofstra				Through Games Of Jan. 29, 2018							
Average RPI	Win:	241	WON-LOST	WINNING	LAST 10	STRENGTH OF	OPP. STRENGTH	TEAM	ADJ.	CONF.	ADJ CONF.
Average RPI	Loss:	127	RECORD	PCT. RANK	GAMES	SCHEDULE	OF SCHEDULE	RPI	RPI	RPI	RPI
DIV. I ONLY			10- 11	187	4- 6	222	161	211	211	10	10
DIV. I NON-CONF.			6- 5	153	1- 1	330	201	242	242	13	13

TOTALS		RPI 1-25		RPI 26-50		W-L RECORDS		RPI 51-100	RPI 101-999	RPI 201+	
10- 11		0- 0		0- 2		OVERALL		0- 2	10- 7	8- 1	
5- 5		0- 0		0- 1		HOME		0- 1	5- 3	4- 1	
4- 6		0- 0		0- 1		AWAY		0- 1	4- 4	4- 0	
1- 0		0- 0		0- 0		NEUTRAL		0- 0	1- 0	0- 0	
6- 5		0- 0		0- 0		NON-CONFERENCE		0- 0	6- 5	5- 1	
3- 2		0- 0		0- 0		HOME		0- 0	3- 2	3- 1	
2- 3		0- 0		0- 0		AWAY		0- 0	2- 3	2- 0	
1- 0		0- 0		0- 0		NEUTRAL		0- 0	1- 0	0- 0	
4- 6		0- 0		0- 2		CONFERENCE		0- 2	4- 2	3- 0	
2- 3		0- 0		0- 1		HOME		0- 1	2- 1	1- 0	
2- 3		0- 0		0- 1		AWAY		0- 1	2- 1	2- 0	
0- 0		0- 0		0- 0		NEUTRAL		0- 0	0- 0	0- 0	

H
o
f
s
t
r
a

RPI 1-25				RPI 26-50				RPI 51-100				RPI 101+ Team's RPI: 211			
RPI	S	Opponent	Score	RPI	S	Opponent	Score	RPI	S	Opponent	Score	RPI	S	Opponent	Score
42	A	Drexel	38 47	42	H	Drexel	47 58	90	A	James Madison	56 73	103	N	Wake Forest	69 66
								90	H	James Madison	42 55	104	A	UNLV	52 68

Average RPI Win:	257	WON-LOST	WINNING	LAST 10	STRENGTH OF	OPP. STRENGTH	TEAM	ADJ.	CONF.	ADJ CONF.
Average RPI Loss:	147	RECORD	PCT. RANK	GAMES	SCHEDULE	OF SCHEDULE	RPI	RPI	RPI	RPI
DIV. I ONLY	10- 11	187	5- 5	250	242	223	223	15	15	
DIV. I NON-CONF.	5- 6	187	1- 1	300	309	251	251	18	18	

TOTALS	RPI 1-25	RPI 26-50	W-L RECORDS	RPI 51-100	RPI 101-999	RPI 201+				
10- 11	0- 0	0- 0	OVERALL	0- 3	10- 8	7- 3				
3- 7	0- 0	0- 0	HOME	0- 3	3- 4	2- 1				
7- 4	0- 0	0- 0	AWAY	0- 0	7- 4	5- 2				
0- 0	0- 0	0- 0	NEUTRAL	0- 0	0- 0	0- 0				
5- 6	0- 0	0- 0	NON-CONFERENCE	0- 1	5- 5	5- 1				
2- 3	0- 0	0- 0	HOME	0- 1	2- 2	2- 0				
3- 3	0- 0	0- 0	AWAY	0- 0	3- 3	3- 1				
0- 0	0- 0	0- 0	NEUTRAL	0- 0	0- 0	0- 0				
5- 5	0- 0	0- 0	CONFERENCE	0- 2	5- 3	2- 2				
1- 4	0- 0	0- 0	HOME	0- 2	1- 2	0- 1				
4- 1	0- 0	0- 0	AWAY	0- 0	4- 1	2- 1				
0- 0	0- 0	0- 0	NEUTRAL	0- 0	0- 0	0- 0				

RPI 1-25				RPI 26-50				RPI 51-100				RPI 101+ Team's RPI: 223			
RPI	S	Opponent	Score	RPI	S	Opponent	Score	RPI	S	Opponent	Score	RPI	S	Opponent	Score
								67	H	Albany (NY)	56 65	101	A	Brown	78 82
								72	H	American	63 68	107	H	Dartmouth	74 76
								84	H	Navy	58 65	145	H	Bucknell	47 71
												171	A	Marist	74 85
												173	H	Lehigh	54 49
												181	H	Boston College	61 70
												189	A	Army West Point	70 62
												193	A	Boston U.	60 57
												211	A	Hofstra	63 69
												237	A	Lafayette	69 56
												237	H	Lafayette	65 69
												239	A	Loyola Maryland	60 77
												265	A	Rider	83 56
												270	A	Colgate	71 64
												276	H	Bryant	59 57
												292	H	Vermont	64 53
												328	A	Rhode Island	69 63
												348	A	UMass Lowell	84 56

LAST 12 Division I GAMES:															
237	A	Lafayette	69 56	239	A	Loyola Maryland	60 77								
72	H	American	63 68	173	H	Lehigh	54 49								
145	H	Bucknell	47 71	237	H	Lafayette	65 69								
189	A	Army West Point	70 62	270	A	Colgate	71 64								
193	A	Boston U.	60 57	107	H	Dartmouth	74 76								
84	H	Navy	58 65	328	A	Rhode Island	69 63								

Non-Div I Games:

Holy Cross

H
o
u
s
t
o
n

Houston				Through Games Of Jan. 29, 2018							
Average RPI	Win:	171	WON-LOST	WINNING	LAST 10	STRENGTH OF	OPP. STRENGTH	TEAM	ADJ.	CONF.	ADJ CONF.
Average RPI	Loss:	102	RECORD	PCT. RANK	GAMES	SCHEDULE	OF SCHEDULE	RPI	RPI	RPI	RPI
DIV. I ONLY		16- 6	58	7- 3	87	85	49	49	8	8	
DIV. I NON-CONF.		11- 3	46	3- 1	97	108	31	31	7	7	

TOTALS		RPI 1-25		RPI 26-50	W-L RECORDS		RPI 51-100	RPI 101-999		RPI 201+	
16- 6		0- 3		0- 0	OVERALL		1- 0	15- 3		5- 1	
7- 2		0- 1		0- 0	HOME		0- 0	7- 1		3- 0	
6- 4		0- 2		0- 0	AWAY		1- 0	5- 2		2- 1	
3- 0		0- 0		0- 0	NEUTRAL		0- 0	3- 0		0- 0	
11- 3		0- 2		0- 0	NON-CONFERENCE		0- 0	11- 1		3- 0	
5- 0		0- 0		0- 0	HOME		0- 0	5- 0		2- 0	
3- 3		0- 2		0- 0	AWAY		0- 0	3- 1		1- 0	
3- 0		0- 0		0- 0	NEUTRAL		0- 0	3- 0		0- 0	
5- 3		0- 1		0- 0	CONFERENCE		1- 0	4- 2		2- 1	
2- 2		0- 1		0- 0	HOME		0- 0	2- 1		1- 0	
3- 1		0- 0		0- 0	AWAY		1- 0	2- 1		1- 1	
0- 0		0- 0		0- 0	NEUTRAL		0- 0	0- 0		0- 0	

H
o
u
s
t
o
n

RPI 1-25				RPI 26-50				Team's RPI: 49				RPI 51-100				RPI 101+			
RPI	S	Opponent	Score	RPI	S	Opponent	Score					RPI	S	Opponent	Score	RPI	S	Opponent	Score
2	H	UConn	35 95									92	A	Tulane	98 92	106	N	Milwaukee	74 59
14	A	Texas A&M	65 83													109	H	George Mason	82 73
19	A	Rutgers	57 75													128	N	Liberty	75 68
																130	H	ETSU	88 69
																138	H	Wichita St.	73 55
																153	N	Northeastern	72 64
																158	A	Texas St.	72 67
																166	H	Cincinnati	82 88
																168	A	Temple	99 75
																181	A	Boston College	74 79
																182	A	New Orleans	78 66
																195	H	Columbia	77 53
																209	A	UT Arlington	62 58
																220	A	SMU	85 75
																220	H	SMU	60 56
																228	A	East Carolina	78 80
																232	H	Texas Tech	79 75
																301	H	Incarnate Word	98 67

LAST 12 Division I GAMES:																			
220	H	SMU	60 56	138	H	Wichita St.	73 55												
228	A	East Carolina	78 80	220	A	SMU	85 75												
168	A	Temple	99 75	195	H	Columbia	77 53												
2	H	UConn	35 95	109	H	George Mason	82 73												
166	H	Cincinnati	82 88	301	H	Incarnate Word	98 67												
92	A	Tulane	98 92	19	A	Rutgers	57 75												

Non-Div I Games:

Houston

Average RPI Win:	312	WON-LOST	WINNING	LAST 10	STRENGTH OF	OPP. STRENGTH	TEAM	ADJ.	CONF.	ADJ CONF.
Average RPI Loss:	204	RECORD	PCT. RANK	GAMES	SCHEDULE	OF SCHEDULE	RPI	RPI	RPI	RPI
DIV. I ONLY	2- 13	323	2- 8	296	337	326	326	25	25	
DIV. I NON-CONF.	0- 6	337	0- 2	66	334	303	303	25	25	

TOTALS	RPI 1-25	RPI 26-50	W-L RECORDS	RPI 51-100	RPI 101-999	RPI 201+				
2- 13	0- 0	0- 1	OVERALL	0- 0	2- 12	2- 7				
0- 4	0- 0	0- 0	HOME	0- 0	0- 4	0- 3				
2- 9	0- 0	0- 1	AWAY	0- 0	2- 8	2- 4				
0- 0	0- 0	0- 0	NEUTRAL	0- 0	0- 0	0- 0				
0- 6	0- 0	0- 1	NON-CONFERENCE	0- 0	0- 5	0- 2				
0- 0	0- 0	0- 0	HOME	0- 0	0- 0	0- 0				
0- 6	0- 0	0- 1	AWAY	0- 0	0- 5	0- 2				
0- 0	0- 0	0- 0	NEUTRAL	0- 0	0- 0	0- 0				
2- 7	0- 0	0- 0	CONFERENCE	0- 0	2- 7	2- 5				
0- 4	0- 0	0- 0	HOME	0- 0	0- 4	0- 3				
2- 3	0- 0	0- 0	AWAY	0- 0	2- 3	2- 2				
0- 0	0- 0	0- 0	NEUTRAL	0- 0	0- 0	0- 0				

RPI 1-25				RPI 26-50				RPI 51-100				RPI 101+				Team's RPI: 326
RPI	S	Opponent	Score	RPI	S	Opponent	Score	RPI	S	Opponent	Score	RPI	S	Opponent	Score	
				31	A	South Fla.	43 90					114	A	Rice	45 67	
												117	A	UTEP	62 69	
												136	H	Lamar University	51 79	
												182	A	New Orleans	52 70	
												190	A	Oral Roberts	56 78	
												212	A	Louisiana Tech	62 85	
												216	A	Abilene Christian	68 80	
												262	A	A&M-Corpus Christi	49 50	
												281	H	Nicholls St.	61 73	
												289	H	McNeese	74 86	
												294	H	Southeastern La.	61 76	
												301	A	Incarnate Word	58 56	
												322	A	Sam Houston St.	69 61	
												330	A	La. -Monroe	73 77	

LAST 12 Division I GAMES:																
				262	A	A&M-Corpus Christi	49 50	281	H	Nicholls St.	61 73					
				301	A	Incarnate Word	58 56	182	A	New Orleans	52 70					
				289	H	McNeese	74 86	136	H	Lamar University	51 79					
				294	H	Southeastern La.	61 76	212	A	Louisiana Tech	62 85					
				322	A	Sam Houston St.	69 61	330	A	La. -Monroe	73 77					
				216	A	Abilene Christian	68 80	117	A	UTEP	62 69					

Non-Div I Games: LeTourneau 88 43 Paul Quinn 74 54 Jarvis Christian 78 30 Huston-Tillotson 76 72 Houston Baptist

Average RPI Win: **298**
 Average RPI Loss: **165**

WON-LOST
RECORD

WINNING
PCT. RANK

LAST 10
GAMES

STRENGTH OF
SCHEDULE

OPP. STRENGTH
OF SCHEDULE

TEAM
RPI

ADJ.
RPI

CONF.
RPI

ADJ CONF.
RPI

DIV. I ONLY	7- 13	255	4- 5	165	343	248	248	31	31
DIV. I NON-CONF.	4- 9	249	1- 3	40	328	211	211	30	30
TOTALS	RPI 1-25	RPI 26-50	W-L RECORDS	RPI 51-100	RPI 101-999	RPI 201+			
7- 13	0- 2	0- 0	OVERALL	0- 1	7- 10	7- 4			
5- 4	0- 0	0- 0	HOME	0- 0	5- 4	5- 1			
2- 9	0- 0	0- 0	AWAY	0- 0	2- 1	2- 1			
0- 0	0- 0	0- 0	NEUTRAL	0- 0	0- 0	0- 0			
4- 9	0- 2	0- 0	NON-CONFERENCE	0- 1	4- 6	4- 1			
4- 2	0- 0	0- 0	HOME	0- 0	4- 2	4- 0			
0- 7	0- 2	0- 0	AWAY	0- 1	0- 4	0- 1			
0- 0	0- 0	0- 0	NEUTRAL	0- 0	0- 0	0- 0			
3- 4	0- 0	0- 0	CONFERENCE	0- 0	3- 4	3- 3			
1- 2	0- 0	0- 0	HOME	0- 0	1- 2	1- 1			
2- 2	0- 0	0- 0	AWAY	0- 0	2- 2	2- 2			
0- 0	0- 0	0- 0	NEUTRAL	0- 0	0- 0	0- 0			

RPI	S	Opponent	Score	RPI	S	Opponent	Score	RPI	S	Opponent	Score	RPI	S	Opponent	Score	Team's RPI: 248
16	A	Georgia	47 87					66	A	Mercer	44 70	101	H	Brown	81 85	
22	A	Maryland	49 111									125	A	Georgetown	41 93	
												140	H	William & Mary	71 83	
												151	H	Bethune-Cookman	55 59	
												166	A	Cincinnati	53 87	
												196	A	Siena	61 72	
												224	H	N. C. A&T	68 76	
												251	H	Campbell	63 61	
												263	H	Fairleigh Dickinson	68 65	
												275	H	St. Francis Brooklyn	72 69	
												285	H	FIU	69 62	
												292	A	Vermont	65 88	
												311	A	UMES	52 58	
												330	H	N. C. Central	69 54	
												334	A	South Carolina St.	68 58	
												335	A	Florida A&M	59 74	
												345	A	Savannah St.	87 59	
LAST 12 Division I GAMES:																
311	A	UMES	52 58	335	A	Florida A&M	59 74	101	H	Brown	81 85	251	H	Campbell	63 61	
224	H	N. C. A&T	68 76	101	H	Brown	81 85	66	A	Mercer	44 70	16	A	Georgia	47 87	
330	H	N. C. Central	69 54	66	A	Mercer	44 70	166	A	Cincinnati	53 87					
345	A	Savannah St.	87 59													
334	A	South Carolina St.	68 58													
151	H	Bethune-Cookman	55 59													

Howard

Howard

Non-Div I Games:

Howard

I
U
P
U
I

I
U
P
U
I

I UPU I

Average RPI Win:	199	WON-LOST	WINNING	LAST 10	STRENGTH OF	OPP. STRENGTH	TEAM	ADJ.	CONF.	ADJ CONF.
Average RPI Loss:	126	RECORD	PCT. RANK	GAMES	SCHEDULE	OF SCHEDULE	RPI	RPI	RPI	RPI
DIV. I ONLY	9- 10	194	6- 3	160	91	161	161	19	19	
DIV. I NON-CONF.	3- 7	254	0- 2	64	83	166	166	14	14	

TOTALS	RPI 1-25	RPI 26-50	W-L RECORDS	RPI 51-100	RPI 101-999	RPI 201+				
9- 10	0- 1	0- 1	OVERALL	1- 3	8- 5	4- 4				
4- 4	0- 0	0- 0	HOME	0- 2	4- 2	3- 1				
5- 5	0- 0	0- 0	AWAY	1- 0	4- 0	1- 0				
0- 1	0- 0	0- 0	NEUTRAL	0- 1	0- 0	0- 0				
3- 7	0- 1	0- 1	NON-CONFERENCE	0- 2	3- 3	2- 2				
1- 3	0- 0	0- 0	HOME	0- 1	1- 2	1- 1				
2- 3	0- 1	0- 1	AWAY	0- 0	2- 1	1- 1				
0- 1	0- 0	0- 0	NEUTRAL	0- 1	0- 0	0- 0				
6- 3	0- 0	0- 0	CONFERENCE	1- 1	5- 2	2- 2				
3- 1	0- 0	0- 0	HOME	0- 1	3- 0	2- 0				
3- 2	0- 0	0- 0	AWAY	1- 0	2- 2	0- 2				
0- 0	0- 0	0- 0	NEUTRAL	0- 0	0- 0	0- 0				

RPI 1-25				RPI 26-50				RPI 51-100				RPI 101+				Team's RPI: 161
RPI	S	Opponent	Score	RPI	S	Opponent	Score	RPI	S	Opponent	Score	RPI	S	Opponent	Score	
6	A	Ohio St.	56 99	29	A	Arizona St.	33 77	51	A	Northern Colo.	79 71	133	A	Portland St.	101 90	
								51	H	Northern Colo.	72 78	144	H	Washington	69 81	
								54	H	Wyoming	64 70	149	A	Colorado St.	83 69	
								64	N	TCU	76 86	152	A	North Dakota	78 64	
												152	H	North Dakota	80 75	
												206	A	Eastern Wash.	64 71	
												214	H	Seattle U	60 68	
												216	A	Abilene Christian	72 82	
												217	A	CSUN	80 75	
												273	A	Sacramento St.	64 79	
												299	H	Cal St. Fullerton	80 60	
												307	H	Southern Utah	74 51	
												327	H	Northern Ariz.	83 68	

LAST 12 Division I GAMES:																
152	A	North Dakota	78 64	273	A	Sacramento St.	64 79	51	H	Northern Colo.	72 78	152	H	North Dakota	80 75	
51	A	Northern Colo.	79 71	51	H	Northern Colo.	72 78	29	A	Arizona St.	33 77	214	H	Seattle U	60 68	
327	H	Northern Ariz.	83 68	152	H	North Dakota	80 75	214	H	Seattle U	60 68	54	H	Wyoming	64 70	
307	H	Southern Utah	74 51	29	A	Arizona St.	33 77									
206	A	Eastern Wash.	64 71	214	H	Seattle U	60 68									
133	A	Portland St.	101 90	54	H	Wyoming	64 70									

Non-Div I Games: Eastern Ore. 84 70

Idaho

Average RPI Win:	226	WON-LOST	WINNING	LAST 10	STRENGTH OF	OPP. STRENGTH	TEAM	ADJ.	CONF.	ADJ CONF.
Average RPI Loss:	140	RECORD	PCT. RANK	GAMES	SCHEDULE	OF SCHEDULE	RPI	RPI	RPI	RPI
DIV. I ONLY	10- 7	125	5- 4	287	143	143	143	19	19	
DIV. I NON-CONF.	6- 3	87	2- 1	287	133	99	99	14	14	

TOTALS	RPI 1-25	RPI 26-50	W-L RECORDS	RPI 51-100	RPI 101-999	RPI 201+				
10- 7	0- 0	0- 0	OVERALL	0- 3	10- 4	6- 2				
2- 2	0- 0	0- 0	HOME	0- 1	2- 1	1- 0				
8- 5	0- 0	0- 0	AWAY	0- 0	8- 0	5- 0				
0- 0	0- 0	0- 0	NEUTRAL	0- 0	0- 0	0- 0				
6- 3	0- 0	0- 0	NON-CONFERENCE	0- 2	6- 1	4- 1				
1- 0	0- 0	0- 0	HOME	0- 0	1- 0	1- 0				
5- 3	0- 0	0- 0	AWAY	0- 2	5- 1	3- 1				
0- 0	0- 0	0- 0	NEUTRAL	0- 0	0- 0	0- 0				
4- 4	0- 0	0- 0	CONFERENCE	0- 1	4- 3	2- 1				
1- 2	0- 0	0- 0	HOME	0- 1	1- 1	0- 0				
3- 2	0- 0	0- 0	AWAY	0- 0	3- 2	2- 1				
0- 0	0- 0	0- 0	NEUTRAL	0- 0	0- 0	0- 0				

RPI 1-25				RPI 26-50				RPI 51-100				RPI 101+ Team's RPI: 143			
RPI	S	Opponent	Score	RPI	S	Opponent	Score	RPI	S	Opponent	Score	RPI	S	Opponent	Score
								51	H	Northern Colo.	57 63	131	A	Weber St.	73 84
								54	A	Wyoming	53 61	131	H	Weber St.	70 76
								79	A	Washington St.	55 72	133	A	Portland St.	88 59
												144	A	Washington	79 59
												152	H	North Dakota	57 46
												176	A	UC Irvine	78 72
												214	A	Seattle U	74 69
												226	A	Pepperdine	74 80
												246	A	Hawaii	64 62
												273	A	Sacramento St.	85 71
												295	H	Utah St.	64 44
												304	A	Utah Valley	70 58
												307	A	Southern Utah	70 76
												327	A	Northern Ariz.	75 55
LAST 12 Division I GAMES:															
131	A	Weber St.	73 84	307	A	Southern Utah	70 76								
273	A	Sacramento St.	85 71	131	H	Weber St.	70 76								
133	A	Portland St.	88 59	304	A	Utah Valley	70 58								
51	H	Northern Colo.	57 63	246	A	Hawaii	64 62								
152	H	North Dakota	57 46	54	A	Wyoming	53 61								
327	A	Northern Ariz.	75 55	79	A	Washington St.	55 72								

Non-Div I Games: Westminster (UT) 83 45 Col. of Idaho 89 32

Idaho St.

Average RPI Win:	269	WON-LOST	WINNING	LAST 10	STRENGTH OF	OPP. STRENGTH	TEAM	ADJ.	CONF.	ADJ CONF.
Average RPI Loss:	187	RECORD	PCT. RANK	GAMES	SCHEDULE	OF SCHEDULE	RPI	RPI	RPI	RPI
DIV. I ONLY	5- 14	292	0- 10	283	284	317	317	11	11	
DIV. I NON-CONF.	5- 4	146	1- 1	344	345	310	310	12	12	
<hr/>										
TOTALS	RPI 1-25	RPI 26-50	W-L RECORDS	RPI 51-100	RPI 101-999	RPI 201+				
5- 14	0- 1	0- 0	OVERALL	0- 1	5- 12	5- 7				
4- 6	0- 0	0- 0	HOME	0- 1	4- 5	4- 3				
1- 8	0- 1	0- 0	AWAY	0- 0	1- 7	1- 4				
0- 0	0- 0	0- 0	NEUTRAL	0- 0	0- 0	0- 0				
5- 4	0- 0	0- 0	NON-CONFERENCE	0- 0	5- 4	5- 4				
4- 2	0- 0	0- 0	HOME	0- 0	4- 2	4- 2				
1- 2	0- 0	0- 0	AWAY	0- 0	1- 2	1- 2				
0- 0	0- 0	0- 0	NEUTRAL	0- 0	0- 0	0- 0				
0- 10	0- 1	0- 0	CONFERENCE	0- 1	0- 8	0- 3				
0- 4	0- 0	0- 0	HOME	0- 1	0- 3	0- 1				
0- 6	0- 1	0- 0	AWAY	0- 0	0- 5	0- 2				
0- 0	0- 0	0- 0	NEUTRAL	0- 0	0- 0	0- 0				

RPI 1-25				RPI 26-50				RPI 51-100				RPI 101+ Team's RPI: 317			
RPI	S	Opponent	Score	RPI	S	Opponent	Score	RPI	S	Opponent	Score	RPI	S	Opponent	Score
13	A	Green Bay	36 65					62	H	IUPUI	46 82	102	A	Wright St.	50 60
												106	A	Milwaukee	44 59
												106	H	Milwaukee	53 76
												132	A	Cleveland St.	67 70
												183	H	Oakland	63 67
												207	H	Eastern Mich.	73 70
												234	H	North Texas	70 67
												236	A	Bradley	48 58
												241	A	Youngstown St.	63 76
												256	H	Indiana St.	55 46
												259	H	Santa Clara	36 45
												267	A	Northern Ky.	53 61
												290	H	Detroit Mercy	58 61
												303	A	Fort Wayne	67 51
												306	H	Jackson St.	63 76
												308	A	Loyola Chicago	55 57
												347	H	Evansville	96 77
<hr/>															
LAST 12 Division I GAMES:															
106	A	Milwaukee	44 59	183	H	Oakland	63 67								
13	A	Green Bay	36 65	132	A	Cleveland St.	67 70								
267	A	Northern Ky.	53 61	241	A	Youngstown St.	63 76								
102	A	Wright St.	50 60	62	H	IUPUI	46 82								
106	H	Milwaukee	53 76	308	A	Loyola Chicago	55 57								
290	H	Detroit Mercy	58 61	234	H	North Texas	70 67								

Non-Div I Games: Bethel (IN) 66 46 Ind.-Northwest 74 56

Average RPI Win:	240	WON-LOST	WINNING	LAST 10	STRENGTH OF	OPP. STRENGTH	TEAM	ADJ.	CONF.	ADJ CONF.
Average RPI Loss:	66	RECORD	PCT. RANK	GAMES	SCHEDULE	OF SCHEDULE	RPI	RPI	RPI	RPI
DIV. I ONLY	9- 14	242	0- 10	86	71	192	192	3	3	
DIV. I NON-CONF.	9- 5	99	2- 1	213	137	139	139	4	4	

TOTALS	RPI 1-25	RPI 26-50	W-L RECORDS	RPI 51-100	RPI 101-999	RPI 201+				
9- 14	0- 4	0- 4	OVERALL	0- 3	9- 3	6- 0				
6- 7	0- 0	0- 3	HOME	0- 1	6- 3	6- 0				
1- 7	0- 4	0- 1	AWAY	0- 2	1- 0	0- 0				
2- 0	0- 0	0- 0	NEUTRAL	0- 0	2- 0	0- 0				
9- 5	0- 1	0- 1	NON-CONFERENCE	0- 2	9- 1	6- 0				
6- 2	0- 0	0- 0	HOME	0- 1	6- 1	6- 0				
1- 3	0- 1	0- 1	AWAY	0- 1	1- 0	0- 0				
2- 0	0- 0	0- 0	NEUTRAL	0- 0	2- 0	0- 0				
0- 9	0- 3	0- 3	CONFERENCE	0- 1	0- 2	0- 0				
0- 5	0- 0	0- 3	HOME	0- 0	0- 2	0- 0				
0- 4	0- 3	0- 0	AWAY	0- 1	0- 0	0- 0				
0- 0	0- 0	0- 0	NEUTRAL	0- 0	0- 0	0- 0				

RPI 1-25				RPI 26-50				RPI 51-100				RPI 101+ Team's RPI: 192			
RPI	S	Opponent	Score	RPI	S	Opponent	Score	RPI	S	Opponent	Score	RPI	S	Opponent	Score
12	A	Missouri	55 72	30	H	Iowa	71 84	71	A	New Mexico	68 97	116	H	Western Ill.	67 77
19	A	Rutgers	37 76	34	A	FGCU	61 85	75	H	Virginia Tech	49 96	138	N	Wichita St.	68 67
22	A	Maryland	65 100	41	H	Michigan St.	55 67	80	A	Penn St.	59 68	175	H	Northwestern	59 74
24	A	Michigan	42 86	47	H	Nebraska	72 80					176	N	UC Irvine	65 59
												178	H	Wisconsin	61 70
												179	A	Memphis	63 47
												236	H	Bradley	74 62
												244	H	Austin Peay	59 47
												256	H	Indiana St.	81 52
												290	H	Detroit Mercy	73 65
												303	H	Fort Wayne	64 50
												339	H	Chicago St.	66 56
LAST 12 Division I GAMES:															
178	H	Wisconsin	61 70	19	A	Rutgers	37 76	175	H	Northwestern	59 74	22	A	Maryland	65 100
80	A	Penn St.	59 68	24	A	Michigan	42 86	12	A	Missouri	55 72	244	H	Austin Peay	59 47
41	H	Michigan St.	55 67	47	H	Nebraska	72 80	290	H	Detroit Mercy	73 65				
30	H	Iowa	71 84												

Non-Div I Games:

Illinois

Average RPI Win: 230	WON-LOST RECORD	WINNING PCT. RANK	LAST 10 GAMES	STRENGTH OF SCHEDULE	OPP. STRENGTH OF SCHEDULE	TEAM RPI	ADJ. RPI	CONF. RPI	ADJ CONF. RPI
Average RPI Loss: 172									
DIV. I ONLY	8- 12	229	3- 7	277	233	268	268	24	24
DIV. I NON-CONF.	6- 5	153	2- 1	225	236	194	194	22	22

TOTALS	RPI 1-25	RPI 26-50	W-L RECORDS	RPI 51-100	RPI 101-999	RPI 201+			
8- 12	0- 0	0- 0	OVERALL	0- 2	8- 10	5- 4			
5- 6	0- 0	0- 0	HOME	0- 2	5- 4	3- 1			
2- 6	0- 0	0- 0	AWAY	0- 0	2- 1	2- 1			
1- 0	0- 0	0- 0	NEUTRAL	0- 0	1- 0	0- 0			
6- 5	0- 0	0- 0	NON-CONFERENCE	0- 1	6- 4	4- 0			
4- 2	0- 0	0- 0	HOME	0- 1	4- 1	3- 0			
1- 3	0- 0	0- 0	AWAY	0- 0	1- 3	1- 0			
1- 0	0- 0	0- 0	NEUTRAL	0- 0	1- 0	0- 0			
2- 7	0- 0	0- 0	CONFERENCE	0- 1	2- 6	1- 4			
1- 4	0- 0	0- 0	HOME	0- 1	1- 3	0- 1			
1- 3	0- 0	0- 0	AWAY	0- 0	1- 3	1- 3			
0- 0	0- 0	0- 0	NEUTRAL	0- 0	0- 0	0- 0			

RPI 1-25				RPI 26-50				RPI 51-100				RPI 101+ Team's RPI: 268			
RPI	S	Opponent	Score	RPI	S	Opponent	Score	RPI	S	Opponent	Score	RPI	S	Opponent	Score
								89	H	Butler	45 56	106	A	Milwaukee	59 61
								97	H	Drake	58 65	109	A	George Mason	37 56
												126	H	Missouri St.	50 56
												132	H	Cleveland St.	47 56
												135	H	SIUE	62 47
												137	H	UNI	36 58
												141	H	Southern Ill.	49 46
												153	N	Northeastern	65 55
												183	A	Oakland	43 64
												207	H	Eastern Mich.	65 56
												236	H	Bradley	42 62
												252	H	UMKC	64 53
												256	A	Indiana St.	49 52
												267	H	Northern Ky.	49 37
												286	A	Valparaiso	50 56
												308	A	Loyola Chicago	59 62
												336	A	Long Beach St.	59 51
												347	A	Evansville	67 43

LAST 12 Division I GAMES:															
				137	H	UNI	36 58	308	A	Loyola Chicago	59 62				
				97	H	Drake	58 65	286	A	Valparaiso	50 56				
				256	A	Indiana St.	49 52	236	H	Bradley	42 62				
				347	A	Evansville	67 43	153	N	Northeastern	65 55				
				141	H	Southern Ill.	49 46	336	A	Long Beach St.	59 51				
				126	H	Missouri St.	50 56	132	H	Cleveland St.	47 56				

Non-Div I Games:

Illinois St.

Average RPI Win:	302	WON-LOST	WINNING	LAST 10	STRENGTH OF	OPP. STRENGTH	TEAM	ADJ.	CONF.	ADJ CONF.
Average RPI Loss:	160	RECORD	PCT. RANK	GAMES	SCHEDULE	OF SCHEDULE	RPI	RPI	RPI	RPI
DIV. I ONLY	2- 17	331	2- 8	137	320	301	301	25	25	
DIV. I NON-CONF.	0- 10	337	0- 3	22	313	276	276	25	25	

TOTALS	RPI 1-25	RPI 26-50	W-L RECORDS	RPI 51-100	RPI 101-999	RPI 201+				
2- 17	0- 0	0- 1	OVERALL	0- 4	2- 12	2- 5				
1- 7	0- 0	0- 0	HOME	0- 2	1- 5	1- 3				
1- 10	0- 0	0- 0	AWAY	0- 0	1- 2	1- 0				
0- 0	0- 0	0- 0	NEUTRAL	0- 0	0- 0	0- 0				
0- 10	0- 0	0- 1	NON-CONFERENCE	0- 3	0- 6	0- 3				
0- 3	0- 0	0- 0	HOME	0- 1	0- 2	0- 1				
0- 7	0- 0	0- 1	AWAY	0- 2	0- 4	0- 2				
0- 0	0- 0	0- 0	NEUTRAL	0- 0	0- 0	0- 0				
2- 7	0- 0	0- 0	CONFERENCE	0- 1	2- 6	2- 2				
1- 4	0- 0	0- 0	HOME	0- 1	1- 3	1- 2				
1- 3	0- 0	0- 0	AWAY	0- 0	1- 3	1- 0				
0- 0	0- 0	0- 0	NEUTRAL	0- 0	0- 0	0- 0				

RPI 1-25				RPI 26-50				RPI 51-100				RPI 101+ Team's RPI: 301			
RPI	S	Opponent	Score	RPI	S	Opponent	Score	RPI	S	Opponent	Score	RPI	S	Opponent	Score
				49	A	Houston	67 98	63	A	Oklahoma St.	35 86	112	A	SFA	49 60
								74	H	South Dakota	51 81	114	A	Rice	43 60
								81	A	Utah	31 90	131	A	Weber St.	55 79
								96	H	Central Ark.	35 57	136	A	Lamar University	54 77
												158	H	Texas St.	33 74
												182	A	New Orleans	50 52
												182	H	New Orleans	45 72
												209	A	UT Arlington	48 61
												232	A	Texas Tech	54 80
												281	H	Nicholls St.	64 62
												288	H	Massachusetts	45 64
												289	H	McNeese	57 66
												322	A	Sam Houston St.	56 49
												326	H	Houston Baptist	56 58
LAST 12 Division I GAMES:															
				182	H	New Orleans	45 72	322	A	Sam Houston St.	56 49				
				326	H	Houston Baptist	56 58	281	H	Nicholls St.	64 62				
				182	A	New Orleans	50 52	289	H	McNeese	57 66				
				136	A	Lamar University	54 77	232	A	Texas Tech	54 80				
				112	A	SFA	49 60	49	A	Houston	67 98				
				96	H	Central Ark.	35 57	114	A	Rice	43 60				

Non-Div I Games: Mary Hardin-Baylor 76 58

Incarnate Word

Average RPI Win:	129	WON-LOST	WINNING	LAST 10	STRENGTH OF	OPP. STRENGTH	TEAM	ADJ.	CONF.	ADJ CONF.
Average RPI Loss:	42	RECORD	PCT. RANK	GAMES	SCHEDULE	OF SCHEDULE	RPI	RPI	RPI	RPI
DIV. I ONLY	11- 12	186	4- 6	6	14	69	69	3	3	
DIV. I NON-CONF.	7- 6	165	1- 1	20	54	78	78	4	4	

TOTALS	RPI 1-25	RPI 26-50	W-L RECORDS	RPI 51-100	RPI 101-999	RPI 201+				
11- 12	1- 6	3- 2	OVERALL	1- 4	6- 0	3- 0				
7- 5	1- 2	2- 1	HOME	0- 2	4- 0	2- 0				
3- 5	0- 3	1- 0	AWAY	0- 2	2- 0	1- 0				
1- 2	0- 1	0- 1	NEUTRAL	1- 0	0- 0	0- 0				
7- 6	0- 2	1- 1	NON-CONFERENCE	1- 3	5- 0	3- 0				
4- 3	0- 1	1- 0	HOME	0- 2	3- 0	2- 0				
2- 1	0- 0	0- 0	AWAY	0- 1	2- 0	1- 0				
1- 2	0- 1	0- 1	NEUTRAL	1- 0	0- 0	0- 0				
4- 6	1- 4	2- 1	CONFERENCE	0- 1	1- 0	0- 0				
3- 2	1- 1	1- 1	HOME	0- 0	1- 0	0- 0				
1- 4	0- 3	1- 0	AWAY	0- 1	0- 0	0- 0				
0- 0	0- 0	0- 0	NEUTRAL	0- 0	0- 0	0- 0				

RPI	S	Opponent	Score	RPI	S	Opponent	Score	RPI	S	Opponent	Score	RPI	S	Opponent	Score
5	H	Louisville	59 72	28	N	Virginia	72 82	80	A	Penn St.	74 77	121	A	Yale	72 68
6	A	Ohio St.	70 85	41	A	Michigan St.	69 65	83	N	UAB	71 63	178	H	Wisconsin	69 55
6	H	Ohio St.	62 77	41	H	Michigan St.	46 68	87	A	Saint Mary's (CA)	82 88	186	H	Southern U.	64 49
12	N	Missouri	55 75	43	H	Western Ky.	73 71	91	H	Chattanooga	61 64	204	H	Arkansas St.	93 51
19	H	Rutgers	64 58	46	H	Purdue	72 54	99	H	Auburn	53 65	234	H	North Texas	68 63
22	A	Maryland	70 74									267	A	Northern Ky.	67 56
24	A	Michigan	79 84												

LAST 12 Division I GAMES:															
19	H	Rutgers	64 58	46	H	Purdue	72 54	80	A	Penn St.	74 77				
178	H	Wisconsin	69 55					6	A	Ohio St.	70 85				
41	A	Michigan St.	69 65					41	H	Michigan St.	46 68				
22	A	Maryland	70 74					121	A	Yale	72 68				
6	H	Ohio St.	62 77					28	N	Virginia	72 82				
24	A	Michigan	79 84												

Non-Div I Games:

Indiana

Average RPI Win:	279	WON-LOST	WINNING	LAST 10	STRENGTH OF	OPP. STRENGTH	TEAM	ADJ.	CONF.	ADJ CONF.
Average RPI Loss:	129	RECORD	PCT. RANK	GAMES	SCHEDULE	OF SCHEDULE	RPI	RPI	RPI	RPI
DIV. I ONLY	6- 13	271	5- 5	168	212	256	256	24	24	
DIV. I NON-CONF.	1- 9	318	0- 3	77	151	273	273	22	22	

TOTALS	RPI 1-25	RPI 26-50	W-L RECORDS	RPI 51-100	RPI 101-999	RPI 201+				
6- 13	0- 0	0- 1	OVERALL	0- 4	6- 8	6- 1				
3- 7	0- 0	0- 1	HOME	0- 1	3- 5	3- 0				
2- 5	0- 0	0- 0	AWAY	0- 2	2- 3	2- 1				
1- 1	0- 0	0- 0	NEUTRAL	0- 1	1- 0	1- 0				
1- 9	0- 0	0- 1	NON-CONFERENCE	0- 3	1- 5	1- 1				
0- 5	0- 0	0- 1	HOME	0- 1	0- 3	0- 0				
0- 3	0- 0	0- 0	AWAY	0- 1	0- 2	0- 1				
1- 1	0- 0	0- 0	NEUTRAL	0- 1	1- 0	1- 0				
5- 4	0- 0	0- 0	CONFERENCE	0- 1	5- 3	5- 0				
3- 2	0- 0	0- 0	HOME	0- 0	3- 2	3- 0				
2- 2	0- 0	0- 0	AWAY	0- 1	2- 1	2- 0				
0- 0	0- 0	0- 0	NEUTRAL	0- 0	0- 0	0- 0				

RPI 1-25				RPI 26-50				RPI 51-100				RPI 101+				Team's RPI: 256
RPI	S	Opponent	Score	RPI	S	Opponent	Score	RPI	S	Opponent	Score	RPI	S	Opponent	Score	
				36	H	Central Mich.	67 77	62	A	IUPUI	57 86	105	H	Saint Louis	59 60	
								74	N	South Dakota	59 71	110	H	Miami (OH)	56 68	
								89	H	Butler	51 60	126	H	Missouri St.	63 77	
								97	A	Drake	64 85	137	A	UNI	53 59	
												141	H	Southern Ill.	45 64	
												185	H	Fla. Atlantic	58 66	
												192	A	Illinois	52 81	
												231	N	Montana	57 45	
												236	H	Bradley	65 50	
												268	H	Illinois St.	52 49	
												286	A	Valparaiso	67 54	
												308	A	Loyola Chicago	73 65	
												317	A	Ill. -Chicago	46 55	
												347	H	Evansville	56 48	
LAST 12 Division I GAMES:																
286	A	Valparaiso	67 54	347	H	Evansville	56 48									
308	A	Loyola Chicago	73 65	141	H	Southern Ill.	45 64									
268	H	Illinois St.	52 49	126	H	Missouri St.	63 77									
236	H	Bradley	65 50	89	H	Butler	51 60									
137	A	UNI	53 59	110	H	Miami (OH)	56 68									
97	A	Drake	64 85	36	H	Central Mich.	67 77									

Non-Div I Games: Missouri S&T 84 51

Indiana St.

Average RPI Win:	343	WON-LOST	WINNING	LAST 10	STRENGTH OF	OPP. STRENGTH	TEAM	ADJ.	CONF.	ADJ CONF.
Average RPI Loss:	190	RECORD	PCT. RANK	GAMES	SCHEDULE	OF SCHEDULE	RPI	RPI	RPI	RPI
DIV. I ONLY	1- 20	346	1- 9	257	261	342	342	27	27	
DIV. I NON-CONF.	0- 11	337	0- 2	108	234	318	318	26	26	

TOTALS	RPI 1-25	RPI 26-50	W-L RECORDS	RPI 51-100	RPI 101-999	RPI 201+				
1- 20	0- 0	0- 0	OVERALL	0- 4	1- 16	1- 10				
1- 10	0- 0	0- 0	HOME	0- 2	1- 8	1- 4				
0- 10	0- 0	0- 0	AWAY	0- 2	0- 8	0- 6				
0- 0	0- 0	0- 0	NEUTRAL	0- 0	0- 0	0- 0				
0- 11	0- 0	0- 0	NON-CONFERENCE	0- 3	0- 8	0- 4				
0- 5	0- 0	0- 0	HOME	0- 1	0- 4	0- 1				
0- 6	0- 0	0- 0	AWAY	0- 2	0- 4	0- 3				
0- 0	0- 0	0- 0	NEUTRAL	0- 0	0- 0	0- 0				
1- 9	0- 0	0- 0	CONFERENCE	0- 1	1- 8	1- 6				
1- 5	0- 0	0- 0	HOME	0- 1	1- 4	1- 3				
0- 4	0- 0	0- 0	AWAY	0- 0	0- 4	0- 3				
0- 0	0- 0	0- 0	NEUTRAL	0- 0	0- 0	0- 0				

RPI 1-25				RPI 26-50				RPI 51-100				RPI 101+				Team's RPI: 342			
RPI	S	Opponent	Score	RPI	S	Opponent	Score	RPI	S	Opponent	Score	RPI	S	Opponent	Score				
								57	A	Duquesne	59	80	115	A	Jacksonville	62	71		
								58	H	Quinnipiac	38	74	134	H	Kansas	58	72		
								61	H	Toledo	57	74	145	H	Bucknell	53	60		
								65	A	Fordham	48	78	168	H	Temple	54	59		
													196	A	Siena	51	64		
													196	H	Siena	48	70		
													211	H	Hofstra	43	68		
													213	A	Niagara	59	73		
													222	A	Stony Brook	46	63		
													238	A	Manhattan	63	67		
													265	H	Rider	49	62		
													275	A	St. Francis Brooklyn	63	72		
													277	A	Arizona	58	71		
													291	H	Canisius	49	53		
													302	A	Monmouth	56	68		
													302	H	Monmouth	56	62		
													343	H	Saint Peter's	52	42		

LAST 12 Division I GAMES:																			
343	H	Saint Peter's	52	42	58	H	Quinnipiac	38	74	196	A	Siena	51	64	291	H	Canisius	49	53
265	H	Rider	49	62	213	A	Niagara	59	73	134	H	Kansas	58	72	275	A	St. Francis Brooklyn	63	72
302	A	Monmouth	56	68															
196	H	Siena	48	70															
238	A	Manhattan	63	67															
302	H	Monmouth	56	62															

Non-Div I Games:

Iona

Average RPI Win:	136	WON-LOST	WINNING	LAST 10	STRENGTH OF	OPP. STRENGTH	TEAM	ADJ.	CONF.	ADJ CONF.
Average RPI Loss:	37	RECORD	PCT. RANK	GAMES	SCHEDULE	OF SCHEDULE	RPI	RPI	RPI	RPI
DIV. I ONLY	16- 6	58	5- 5	25	49	30	30	3	3	
DIV. I NON-CONF.	12- 1	6	3- 0	83	85	21	21	4	4	

TOTALS	RPI 1-25	RPI 26-50	W-L RECORDS	RPI 51-100	RPI 101-999	RPI 201+				
16- 6	2- 2	1- 3	OVERALL	4- 1	9- 0	2- 0				
9- 3	2- 1	1- 2	HOME	3- 0	3- 0	1- 0				
4- 3	0- 1	0- 1	AWAY	0- 1	4- 0	0- 0				
3- 0	0- 0	0- 0	NEUTRAL	1- 0	2- 0	1- 0				
12- 1	0- 1	1- 0	NON-CONFERENCE	4- 0	7- 0	2- 0				
7- 1	0- 1	1- 0	HOME	3- 0	3- 0	1- 0				
2- 0	0- 0	0- 0	AWAY	0- 0	2- 0	0- 0				
3- 0	0- 0	0- 0	NEUTRAL	1- 0	2- 0	1- 0				
4- 5	2- 1	0- 3	CONFERENCE	0- 1	2- 0	0- 0				
2- 2	2- 0	0- 2	HOME	0- 0	0- 0	0- 0				
2- 3	0- 1	0- 1	AWAY	0- 1	2- 0	0- 0				
0- 0	0- 0	0- 0	NEUTRAL	0- 0	0- 0	0- 0				

RPI 1-25				RPI 26-50				Team's RPI: 30				RPI 51-100				RPI 101+			
RPI	S	Opponent	Score	RPI	S	Opponent	Score	RPI	S	Opponent	Score	RPI	S	Opponent	Score	RPI	S	Opponent	Score
6	H	Ohio St.	103 89	43	H	Western Ky.	104 97	52	A	Minnesota	72 77	127	A	Iowa St.	61 55				
7	H	Florida St.	93 94	46	H	Purdue	70 76	58	H	Quinnipiac	83 67	137	A	UNI	71 47				
22	A	Maryland	64 80	47	A	Nebraska	65 74	77	N	Elon	74 61	139	H	Northern Ill.	105 80				
24	H	Michigan	82 72	47	H	Nebraska	74 92	97	H	Drake	79 66	177	N	Charlotte	77 64				

Non-Div I Games:

Iowa

Average RPI Win: 189

Average RPI Loss: 54

WON-LOST
RECORDWINNING
PCT. RANKLAST 10
GAMESSTRENGTH OF
SCHEDULEOPP. STRENGTH
OF SCHEDULETEAM
RPIADJ.
RPICONF.
RPIADJ CONF.
RPIDIV. I ONLY
DIV. I NON-CONF.9- 12
6- 5218
1533- 7
2- 046
22438
66127
189127
1895
65
6

TOTALS

RPI 1-25

RPI 26-50

W-L RECORDS

RPI 51-100

RPI 101-999

RPI 201+

9- 12

0- 3

0- 5

OVERALL

3- 2

6- 2

5- 0

6- 5

0- 1

0- 3

HOME

1- 1

5- 0

4- 0

2- 6

0- 2

0- 1

AWAY

1- 1

1- 2

1- 0

1- 1

0- 0

0- 1

NEUTRAL

1- 0

0- 0

0- 0

6- 5

0- 0

0- 2

NON-CONFERENCE

2- 1

4- 2

4- 0

5- 1

0- 0

0- 1

HOME

1- 0

4- 0

4- 0

0- 3

0- 0

0- 0

AWAY

0- 1

0- 2

0- 0

1- 1

0- 0

0- 1

NEUTRAL

1- 0

0- 0

0- 0

3- 7

0- 3

0- 3

CONFERENCE

1- 1

2- 0

1- 0

1- 4

0- 1

0- 2

HOME

0- 1

1- 0

0- 0

2- 3

0- 2

0- 1

AWAY

1- 0

1- 0

1- 0

0- 0

0- 0

0- 0

NEUTRAL

0- 0

0- 0

0- 0

RPI 1-25

RPI 26-50

RPI 51-100

RPI 101+

Team's RPI: 127

RPI	S	Opponent	Score
9	A	Bayl or	49 89
9	H	Bayl or	50 79
11	A	Texas	55 87

RPI	S	Opponent	Score
30	H	Iowa	55 61
36	N	Central Mi ch.	60 81
37	H	Okl ahoma	69 74
39	A	West Vi rgi ni a	49 57
39	H	West Vi rgi ni a	59 69

RPI	S	Opponent	Score
63	A	Okl ahoma St.	78 69
70	H	Kansas St.	60 67
74	H	South Dakota	81 76
92	N	Tul ane	67 64
97	A	Drake	80 83

RPI	S	Opponent	Score
129	A	Vanderbi l t	74 77
134	H	Kansas	71 69
137	A	UNI	53 57
232	A	Texas Tech	66 54
243	H	UC Ri versi de	89 66
252	H	UMKC	61 45
281	H	Ni chol l s St.	75 47
330	H	N. C. Central	99 58

LAST 12 Di v i s i o n I GAMES:

11	A	Texas	55 87	39	A	West Vi rgi ni a	49 57
63	A	Okl ahoma St.	78 69	9	A	Bayl or	49 89
39	H	West Vi rgi ni a	59 69	37	H	Okl ahoma	69 74
9	H	Bayl or	50 79	134	H	Kansas	71 69
232	A	Texas Tech	66 54	281	H	Ni chol l s St.	75 47
70	H	Kansas St.	60 67	243	H	UC Ri versi de	89 66

Non-Di v I Games:

Iowa St.

■ Loss,
 ■ Non-Conf,
 ■ S Site,
 ■ H Home
 ■ A Away
 N Neutral

Average RPI Win:	302	WON-LOST	WINNING	LAST 10	STRENGTH OF	OPP. STRENGTH	TEAM	ADJ.	CONF.	ADJ CONF.
Average RPI Loss:	258	RECORD	PCT. RANK	GAMES	SCHEDULE	OF SCHEDULE	RPI	RPI	RPI	RPI
DIV. I ONLY	8- 6	133	6- 3	349	339	306	306	32	32	
DIV. I NON-CONF.	2- 3	214	0- 2	349	260	347	347	32	32	

TOTALS	RPI 1-25	RPI 26-50	W-L RECORDS	RPI 51-100	RPI 101-999	RPI 201+				
8- 6	0- 0	0- 0	OVERALL	0- 0	8- 6	8- 4				
4- 2	0- 0	0- 0	HOME	0- 0	4- 2	4- 2				
4- 4	0- 0	0- 0	AWAY	0- 0	4- 0	4- 0				
0- 0	0- 0	0- 0	NEUTRAL	0- 0	0- 0	0- 0				
2- 3	0- 0	0- 0	NON-CONFERENCE	0- 0	2- 3	2- 2				
0- 1	0- 0	0- 0	HOME	0- 0	0- 1	0- 1				
2- 2	0- 0	0- 0	AWAY	0- 0	2- 2	2- 1				
0- 0	0- 0	0- 0	NEUTRAL	0- 0	0- 0	0- 0				
6- 3	0- 0	0- 0	CONFERENCE	0- 0	6- 3	6- 2				
4- 1	0- 0	0- 0	HOME	0- 0	4- 1	4- 1				
2- 2	0- 0	0- 0	AWAY	0- 0	2- 2	2- 1				
0- 0	0- 0	0- 0	NEUTRAL	0- 0	0- 0	0- 0				

RPI 1-25				RPI 26-50				RPI 51-100				RPI 101+				Team's RPI: 306
RPI	S	Opponent	Score	RPI	S	Opponent	Score	RPI	S	Opponent	Score	RPI	S	Opponent	Score	
												179	A	Memphi s	53	64
												186	A	Southern U.	76	86
												240	H	Texas Southern	74	77
												254	H	Grambl ing	82	70
												271	A	Al corn	74	51
												281	H	Ni chol l s St.	64	90
												283	H	Prai rie View	70	61
												296	H	Al abama A&M	59	43
												312	H	Al abama St.	70	61
												317	A	Ill. -Chi cago	76	63
												322	A	Sam Houston St.	68	74
												338	A	Mi ssi ssi ppi Val .	61	72
												339	A	Chi cago St.	87	69
												340	A	Ark. -Pi ne Bl uff	60	54
LAST 12 Division I GAMES:																
340	A	Ark. -Pi ne Bl uff	60	54	271	A	Al corn	74	51							
338	A	Mi ssi ssi ppi Val .	61	72	296	H	Al abama A&M	59	43							
254	H	Grambl ing	82	70	312	H	Al abama St.	70	61							
283	H	Prai rie View	70	61	179	A	Memphi s	53	64							
240	H	Texas Southern	74	77	322	A	Sam Houston St.	68	74							
186	A	Southern U.	76	86	281	H	Ni chol l s St.	64	90							

Non-Div I Games: Philander Smith 88 56 Millsaps 79 41 LSU-Shreveport 85 86 Spring Hill 77 50 Jackson St.

Average RPI Win:	266	WON-LOST	WINNING	LAST 10	STRENGTH OF	OPP. STRENGTH	TEAM	ADJ.	CONF.	ADJ CONF.
Average RPI Loss:	89	RECORD	PCT. RANK	GAMES	SCHEDULE	OF SCHEDULE	RPI	RPI	RPI	RPI
DIV. I ONLY	12- 6	77	7- 2	291	206	115	115	22	22	
DIV. I NON-CONF.	7- 5	132	3- 1	248	208	118	118	21	21	

TOTALS	RPI 1-25	RPI 26-50	W-L RECORDS	RPI 51-100	RPI 101-999	RPI 201+				
12- 6	0- 2	0- 1	OVERALL	1- 1	11- 2	10- 1				
5- 0	0- 0	0- 0	HOME	0- 0	5- 0	5- 0				
6- 6	0- 2	0- 1	AWAY	1- 1	5- 2	4- 1				
1- 0	0- 0	0- 0	NEUTRAL	0- 0	1- 0	1- 0				
7- 5	0- 2	0- 0	NON-CONFERENCE	1- 1	6- 2	5- 1				
3- 0	0- 0	0- 0	HOME	0- 0	3- 0	3- 0				
3- 5	0- 2	0- 0	AWAY	1- 1	2- 2	1- 1				
1- 0	0- 0	0- 0	NEUTRAL	0- 0	1- 0	1- 0				
5- 1	0- 0	0- 1	CONFERENCE	0- 0	5- 0	5- 0				
2- 0	0- 0	0- 0	HOME	0- 0	2- 0	2- 0				
3- 1	0- 0	0- 1	AWAY	0- 0	3- 0	3- 0				
0- 0	0- 0	0- 0	NEUTRAL	0- 0	0- 0	0- 0				

RPI 1-25				RPI 26-50				RPI 51-100				RPI 101+ Team's RPI: 115			
RPI	S	Opponent	Score	RPI	S	Opponent	Score	RPI	S	Opponent	Score	RPI	S	Opponent	Score
7	A	Florida St.	50 82	34	A	FGCU	58 63	85	A	Alabama	60 75	151	A	Bethune-Cookman	68 58
18	A	NC State	44 64					88	A	South Ala.	60 58	174	A	Florida	59 69
												218	A	Troy	88 89
												245	A	North Florida	66 48
												253	H	Lipscomb	70 48
												267	N	Northern Ky.	61 49
												269	H	Kennesaw St.	84 49
												281	A	Nicholls St.	69 61
												302	H	Monmouth	74 65
												305	A	USC Upstate	71 45
												341	A	NJIT	88 58
												342	H	Iona	71 62
												345	H	Savannah St.	74 46
LAST 12 Division I GAMES:															
				34	A	FGCU	58 63	345	H	Savannah St.	74 46				
				305	A	USC Upstate	71 45	7	A	Florida St.	50 82				
				341	A	NJIT	88 58	267	N	Northern Ky.	61 49				
				269	H	Kennesaw St.	84 49	151	A	Bethune-Cookman	68 58				
				253	H	Lipscomb	70 48	88	A	South Ala.	60 58				
				245	A	North Florida	66 48	218	A	Troy	88 89				

Non-Div I Games: Flagler 79 52 Webber Int'l 64 43 Edward Waters 79 58

Jacksonville

Average RPI Win:	259	WON-LOST	WINNING	LAST 10	STRENGTH OF	OPP. STRENGTH	TEAM	ADJ.	CONF.	ADJ CONF.
Average RPI Loss:	155	RECORD	PCT. RANK	GAMES	SCHEDULE	OF SCHEDULE	RPI	RPI	RPI	RPI
DIV. I ONLY	11- 8	127	7- 3	197	330	165	165	26	26	
DIV. I NON-CONF.	4- 5	202	0- 2	230	182	203	203	27	27	

TOTALS	RPI 1-25	RPI 26-50	W-L RECORDS	RPI 51-100	RPI 101-999	RPI 201+				
11- 8	0- 1	0- 0	OVERALL	0- 2	11- 5	9- 3				
7- 2	0- 1	0- 0	HOME	0- 0	7- 1	6- 1				
3- 6	0- 0	0- 0	AWAY	0- 2	3- 1	2- 0				
1- 0	0- 0	0- 0	NEUTRAL	0- 0	1- 0	1- 0				
4- 5	0- 1	0- 0	NON-CONFERENCE	0- 1	4- 3	3- 1				
2- 1	0- 1	0- 0	HOME	0- 0	2- 0	2- 0				
1- 4	0- 0	0- 0	AWAY	0- 1	1- 3	0- 1				
1- 0	0- 0	0- 0	NEUTRAL	0- 0	1- 0	1- 0				
7- 3	0- 0	0- 0	CONFERENCE	0- 1	7- 2	6- 2				
5- 1	0- 0	0- 0	HOME	0- 0	5- 1	4- 1				
2- 2	0- 0	0- 0	AWAY	0- 1	2- 1	2- 1				
0- 0	0- 0	0- 0	NEUTRAL	0- 0	0- 0	0- 0				

RPI 1-25				RPI 26-50				RPI 51-100				RPI 101+ Team's RPI: 165			
RPI	S	Opponent	Score	RPI	S	Opponent	Score	RPI	S	Opponent	Score	RPI	S	Opponent	Score
7	H	Florida St.	51 75					76	A	Belmont	55 71	110	A	Miami (OH)	55 58
								94	A	Seton Hall	54 73	118	A	Clemson	45 53
												182	A	New Orleans	59 54
												200	H	Southeast Mo. St.	55 48
												215	A	Morehead St.	67 65
												215	H	Morehead St.	70 64
												227	H	UT Martin	57 61
												228	N	East Carolina	82 73
												244	H	Austin Peay	65 47
												293	A	Eastern Ky.	44 48
												293	H	Eastern Ky.	65 51
												296	H	Alabama A&M	49 33
												297	H	Murray St.	97 65
												313	A	Georgia St.	41 55
												328	H	Rhode Island	63 53
												346	A	Tennessee St.	75 56

LAST 12 Division I GAMES:															
200	H	Southeast Mo. St.	55 48	76	A	Belmont	55 71	346	A	Tennessee St.	75 56	215	H	Morehead St.	70 64
227	H	UT Martin	57 61	215	H	Morehead St.	70 64	293	H	Eastern Ky.	65 51	313	A	Georgia St.	41 55
293	A	Eastern Ky.	44 48	293	H	Eastern Ky.	65 51	118	A	Clemson	45 53				
215	A	Morehead St.	67 65												
244	H	Austin Peay	65 47												
297	H	Murray St.	97 65												

Non-Div I Games: Stillman 93 38 Brewton-Parker 103 44

Jacksonville St.

Average RPI	Win:	214	WON-LOST	WINNING	LAST 10	STRENGTH OF	OPP. STRENGTH	TEAM	ADJ.	CONF.	ADJ CONF.
Average RPI	Loss:	45	RECORD	PCT. RANK	GAMES	SCHEDULE	OF SCHEDULE	RPI	RPI	RPI	RPI
DIV. I ONLY		13- 7	88	10- 0	120	88	90	90	10	10	
DIV. I NON-CONF.		4- 7	226	1- 2	73	19	165	165	13	13	

TOTALS	RPI 1-25		RPI 26-50		W-L RECORDS		RPI 51-100		RPI 101-999		RPI 201+
13- 7	0- 4		1- 1		OVERALL		1- 1		11- 1		9- 0
8- 3	0- 2		1- 0		HOME		1- 0		6- 1		5- 0
5- 3	0- 1		0- 1		AWAY		0- 1		5- 0		4- 0
0- 1	0- 1		0- 0		NEUTRAL		0- 0		0- 0		0- 0
4- 7	0- 4		0- 1		NON-CONFERENCE		0- 1		4- 1		3- 0
3- 3	0- 2		0- 0		HOME		0- 0		3- 1		2- 0
1- 3	0- 1		0- 1		AWAY		0- 1		1- 0		1- 0
0- 1	0- 1		0- 0		NEUTRAL		0- 0		0- 0		0- 0
9- 0	0- 0		1- 0		CONFERENCE		1- 0		7- 0		6- 0
5- 0	0- 0		1- 0		HOME		1- 0		3- 0		3- 0
4- 0	0- 0		0- 0		AWAY		0- 0		4- 0		3- 0
0- 0	0- 0		0- 0		NEUTRAL		0- 0		0- 0		0- 0

RPI	S	Opponent	Score	RPI	S	Opponent	Score	RPI	S	Opponent	Score	RPI	S	Opponent	Score
7	H	Florida St.	63 79	42	H	Drexel	56 48	56	A	St. John's (NY)	64 81	128	H	Liberty	58 47
10	A	Tennessee	60 89	48	A	Dayton	54 82	77	H	El on	70 67	153	A	Northeastern	60 57
19	H	Rutgers	63 76									154	H	Saint Joseph's	66 73
21	N	Villanova	57 60									211	A	Hofstra	55 42
												211	H	Hofstra	73 56
												255	A	Col. of Charleston	67 45
												255	H	Col. of Charleston	67 53
												276	H	Bryant	67 36
												279	A	UNCW	63 48
												280	H	Towson	69 45
												292	A	Vermont	68 56
												325	H	Wagner	68 45

Team's RPI: 90															
LAST 12 Division I GAMES:															
255	H	Col. of Charleston	67 53	280	H	Towson	69 45	153	A	Northeastern	60 57	211	A	Hofstra	55 42
211	H	Hofstra	73 56	48	A	Dayton	54 82	276	H	Bryant	67 36	279	A	UNCW	63 48
279	A	UNCW	63 48	77	H	El on	70 67	48	A	Dayton	54 82	280	H	Towson	69 45
255	A	Col. of Charleston	67 45	42	H	Drexel	56 48	56	A	St. John's (NY)	64 81	292	A	Vermont	68 56
77	H	El on	70 67									325	H	Wagner	68 45

Non-Div I Games:

James Madison

Average RPI Win: 202
Average RPI Loss: 69

WON-LOST
RECORD

WINNING
PCT. RANK

LAST 10
GAMES

STRENGTH OF
SCHEDULE

OPP. STRENGTH
OF SCHEDULE

TEAM
RPI

ADJ.
RPI

CONF.
RPI

ADJ CONF.
RPI

DIV. I ONLY	11- 10	161	2- 8	89	76	134	134	5	5
DIV. I NON-CONF.	9- 2	34	1- 1	215	227	89	89	6	6
TOTALS	RPI 1-25	RPI 26-50	W-L RECORDS	RPI 51-100	RPI 101-999	RPI 201+			
11- 10	0- 2	0- 3	OVERALL	2- 3	9- 2	6- 1			
9- 5	0- 1	0- 2	HOME	2- 1	7- 1	4- 1			
2- 5	0- 1	0- 1	AWAY	0- 2	2- 1	2- 0			
0- 0	0- 0	0- 0	NEUTRAL	0- 0	0- 0	0- 0			
9- 2	0- 0	0- 1	NON-CONFERENCE	1- 1	8- 0	5- 0			
8- 1	0- 0	0- 1	HOME	1- 0	7- 0	4- 0			
1- 1	0- 0	0- 0	AWAY	0- 1	1- 0	1- 0			
0- 0	0- 0	0- 0	NEUTRAL	0- 0	0- 0	0- 0			
2- 8	0- 2	0- 2	CONFERENCE	1- 2	1- 2	1- 1			
1- 4	0- 1	0- 1	HOME	1- 1	0- 1	0- 1			
1- 4	0- 1	0- 1	AWAY	0- 1	1- 1	1- 0			
0- 0	0- 0	0- 0	NEUTRAL	0- 0	0- 0	0- 0			

RPI	S	Opponent	Score	RPI	S	Opponent	Score	RPI	S	Opponent	Score	RPI	S	Opponent	Score
9	H	Bayl or	48 83	37	A	Okl ahoma	64 97	56	A	St. John' s (NY)	53 65	114	H	Ri ce	73 65
11	A	Texas	62 79	39	H	West Vi rgi ni a	54 74	64	A	TCU	66 76	121	H	Yal e	81 75
				47	H	Nebraska	49 66	64	H	TCU	86 77	127	A	Iowa St.	69 71
								70	H	Kansas St.	59 63	200	H	Southeast Mo. St.	51 50
								93	H	Arkansas	71 60	232	A	Texas Tech	60 47
												232	H	Texas Tech	56 68
												240	H	Texas Southern	72 37
												251	H	Campbel l	66 48
												252	H	UMKC	63 48
												310	H	Del aware St.	81 49
												342	A	Iona	72 58
LAST 12 Division I GAMES:															
70	H	Kansas St.	59 63	9	H	Bayl or	48 83	232	A	Texas Tech	60 47	64	H	TCU	86 77
37	A	Okl ahoma	64 97	56	A	St. John' s (NY)	53 65	127	A	Iowa St.	69 71	11	A	Texas	62 79
64	A	TCU	66 76	70	H	Kansas St.	59 63	342	A	Iona	72 58	39	H	West Vi rgi ni a	54 74
232	H	Texas Tech	56 68	93	H	Arkansas	71 60								

Non-Div I Games:

Kansas

Loss, Non-Conf, S Site, H Home A Away N Neutral

Average RPI Win: 168		WON-LOST RECORD	WINNING PCT. RANK	LAST 10 GAMES	STRENGTH OF SCHEDULE	OPP. STRENGTH OF SCHEDULE	TEAM RPI	ADJ. RPI	CONF. RPI	ADJ. CONF. RPI
DIV. I ONLY	39	12- 9	133	4- 6	18	73	70	70	5	5
DIV. I NON-CONF.		8- 3	65	1- 1	125	176	85	85	6	6
TOTALS		RPI 1-25	RPI 26-50	W-L RECORDS		RPI 51-100	RPI 101-999	RPI 201+		
12- 9	0- 5		1- 1	OVERALL		2- 2	9- 1	5- 0		
7- 5	0- 2		0- 1	HOME		1- 1	6- 1	4- 0		
4- 3	0- 2		1- 0	AWAY		0- 1	3- 0	1- 0		
1- 1	0- 1		0- 0	NEUTRAL		1- 0	0- 0	0- 0		
8- 3	0- 2		0- 0	NON-CONFERENCE		1- 0	7- 1	5- 0		
6- 1	0- 0		0- 0	HOME		0- 0	6- 1	4- 0		
1- 1	0- 1		0- 0	AWAY		0- 0	1- 0	1- 0		
1- 1	0- 1		0- 0	NEUTRAL		1- 0	0- 0	0- 0		
4- 6	0- 3		1- 1	CONFERENCE		1- 2	2- 0	0- 0		
1- 4	0- 2		0- 1	HOME		1- 1	0- 0	0- 0		
3- 2	0- 1		1- 0	AWAY		0- 1	2- 0	0- 0		
0- 0	0- 0		0- 0	NEUTRAL		0- 0	0- 0	0- 0		

RPI 1-25					RPI 26-50					RPI 51-100					RPI 101+				
RPI	S	Opponent	Score		RPI	S	Opponent	Score		RPI	S	Opponent	Score		RPI	S	Opponent	Score	
8	N	UCLA	55	64	37	H	Oklahoma	71	76	63	A	Oklahoma St.	68	76	112	H	SFA	74	49
9	A	Baylor	50	75	39	A	West Virginia	60	52	63	H	Oklahoma St.	80	64	113	H	Little Rock	66	51
9	H	Baylor	58	88						64	H	TCU	63	68	127	A	Iowa St.	67	60
11	H	Texas	64	75						80	N	Penn St.	70	65	134	A	Kansas	63	59
12	A	Missouri	59	73											137	H	UNI	71	72
Team's RPI: 70																			
LAST 12 Division I GAMES:																			
134	A	Kansas	63	59	11	H	Texas	64	75										
64	H	TCU	63	68	39	A	West Virginia	60	52										
9	A	Baylor	50	75	63	A	Oklahoma St.	68	76										
37	H	Oklahoma	71	76	9	H	Baylor	58	88										
63	H	Oklahoma St.	80	64	137	H	UNI	71	72										
127	A	Iowa St.	67	60	339	H	Chicago St.	99	51										

Non-Div I Games:

Kansas St.

Average RPI Win:	263	WON-LOST	WINNING	LAST 10	STRENGTH OF	OPP. STRENGTH	TEAM	ADJ.	CONF.	ADJ CONF.
Average RPI Loss:	147	RECORD	PCT. RANK	GAMES	SCHEDULE	OF SCHEDULE	RPI	RPI	RPI	RPI
DIV. I ONLY	4- 12	295	3- 6	225	146	269	269	22	22	
DIV. I NON-CONF.	3- 7	254	2- 3	247	94	241	241	21	21	

TOTALS	RPI 1-25	RPI 26-50	W-L RECORDS	RPI 51-100	RPI 101-999	RPI 201+				
4- 12	0- 1	0- 1	OVERALL	0- 3	4- 7	3- 4				
2- 3	0- 0	0- 1	HOME	0- 0	2- 2	1- 2				
2- 7	0- 0	0- 0	AWAY	0- 2	2- 5	2- 2				
0- 2	0- 1	0- 0	NEUTRAL	0- 1	0- 0	0- 0				
3- 7	0- 1	0- 0	NON-CONFERENCE	0- 3	3- 3	3- 1				
1- 1	0- 0	0- 0	HOME	0- 0	1- 1	1- 1				
2- 4	0- 0	0- 0	AWAY	0- 2	2- 2	2- 0				
0- 2	0- 1	0- 0	NEUTRAL	0- 1	0- 0	0- 0				
1- 5	0- 0	0- 1	CONFERENCE	0- 0	1- 4	0- 3				
1- 2	0- 0	0- 1	HOME	0- 0	1- 1	0- 1				
0- 3	0- 0	0- 0	AWAY	0- 0	0- 3	0- 2				
0- 0	0- 0	0- 0	NEUTRAL	0- 0	0- 0	0- 0				

RPI 1-25				RPI 26-50				RPI 51-100				RPI 101+ Team's RPI: 269			
RPI	S	Opponent	Score	RPI	S	Opponent	Score	RPI	S	Opponent	Score	RPI	S	Opponent	Score
22	N	Maryl and	35 89	34	H	FGCU	57 78	73	A	Georgi a Tech	48 86	115	A	Jacksonville	49 84
								82	N	Maine	39 75	118	A	Clemson	28 41
								100	A	Ole Miss	63 92	172	H	Stetson	66 49
												187	A	Furman	59 78
												228	H	East Carol ina	56 66
												242	A	Presbyteri an	60 51
												245	A	North Flori da	72 77
												253	H	Lipscomb	62 64
												305	A	USC Upstate	61 65
												313	H	Georgi a St.	71 61
												324	A	Ga. Southern	60 58
LAST 12 Division I GAMES:															
305	A	USC Upstate	61 65	324	A	Ga. Southern	60 58	228	H	East Carol ina	56 66	313	H	Georgi a St.	71 61
172	H	Stetson	66 49	82	N	Maine	39 75	245	A	North Flori da	72 77	22	N	Maryl and	35 89
34	H	FGCU	57 78	242	A	Presbyteri an	60 51	253	H	Lipscomb	62 64				

Non-Div I Games: Middle Ga. St. 81 65

Kennesaw St.

Average RPI	Win:	220	WON-LOST	WINNING	LAST 10	STRENGTH OF	OPP. STRENGTH	TEAM	ADJ.	CONF.	ADJ CONF.
Average RPI	Loss:	83	RECORD	PCT. RANK	GAMES	SCHEDULE	OF SCHEDULE	RPI	RPI	RPI	RPI
DIV. I ONLY		10- 11	187	4- 6	115	106	123	123	7	7	
DIV. I NON-CONF.		7- 5	132	1- 2	156	131	110	110	8	8	

TOTALS	RPI 1-25		RPI 26-50		W-L RECORDS	RPI 51-100		RPI 101-999		RPI 201+	
10- 11	0- 1		0- 4		OVERALL	1- 2		9- 4		7- 1	
2- 3	0- 0		0- 1		HOME	0- 1		2- 1		2- 0	
6- 5	0- 0		0- 0		AWAY	1- 0		5- 1		4- 0	
2- 3	0- 0		0- 2		NEUTRAL	0- 1		2- 0		1- 0	
7- 5	0- 1		0- 2		NON-CONFERENCE	0- 1		7- 1		5- 0	
1- 1	0- 0		0- 0		HOME	0- 0		1- 1		1- 0	
4- 1	0- 1		0- 0		AWAY	0- 0		4- 0		3- 0	
2- 3	0- 0		0- 2		NEUTRAL	0- 1		2- 0		1- 0	
3- 6	0- 0		0- 2		CONFERENCE	1- 1		2- 3		2- 1	
1- 2	0- 0		0- 1		HOME	0- 1		1- 0		1- 0	
2- 4	0- 0		0- 1		AWAY	1- 0		1- 3		1- 1	
0- 0	0- 0		0- 0		NEUTRAL	0- 0		0- 0		0- 0	

RPI	S	Opponent	Score	RPI	S	Opponent	Score	RPI	S	Opponent	Score	RPI	S	Opponent	Score
24	A	Michigan	41 54	27	N	Stanford	54 79	55	N	Gonzaga	57 77	102	H	Wright St.	60 72
				32	H	Ball St.	58 79	61	A	Toledo	62 55	139	A	Northern Ill.	79 81
				34	N	FGCU	62 80	98	H	Western Mi ch.	61 66	142	A	Bowling Green	50 60
				36	A	Central Mi ch.	84 88					157	A	Robert Morris	46 31
												179	N	Memphis	70 55
												207	A	Eastern Mi ch.	67 60
												207	H	Eastern Mi ch.	76 69
												219	A	Akron	60 75
												241	A	Youngstown St.	55 44
												267	A	Northern Ky.	59 54
												290	H	Detroit Mercy	82 74
												293	A	Eastern Ky.	65 57
												294	N	Southeastern La.	81 60

Team's RPI: 123															
LAST 12 Division I GAMES:															
219	A	Akron	60 75	98	H	Western Mi ch.	61 66	139	A	Northern Ill.	79 81	207	A	Eastern Mi ch.	67 60
61	A	Toledo	62 55	157	A	Robert Morris	46 31	24	A	Michigan	41 54	102	H	Wright St.	60 72
32	H	Ball St.	58 79												
142	A	Bowling Green	50 60												
36	A	Central Mi ch.	84 88												
207	H	Eastern Mi ch.	76 69												

Non-Div I Games:

Kent St.

Average RPI Win:	214	WON-LOST	WINNING	LAST 10	STRENGTH OF	OPP. STRENGTH	TEAM	ADJ.	CONF.	ADJ CONF.
Average RPI Loss:	40	RECORD	PCT. RANK	GAMES	SCHEDULE	OF SCHEDULE	RPI	RPI	RPI	RPI
DIV. I ONLY	11- 11	170	3- 7	42	64	95	95	2	2	
DIV. I NON-CONF.	8- 6	143	0- 4	91	153	109	109	2	2	

TOTALS	RPI 1-25	RPI 26-50	W-L RECORDS	RPI 51-100	RPI 101-999	RPI 201+				
11- 11	0- 6	0- 2	OVERALL	3- 1	8- 2	6- 0				
7- 5	0- 4	0- 1	HOME	1- 0	6- 0	5- 0				
4- 6	0- 2	0- 1	AWAY	2- 1	2- 2	1- 0				
0- 0	0- 0	0- 0	NEUTRAL	0- 0	0- 0	0- 0				
8- 6	0- 2	0- 2	NON-CONFERENCE	1- 1	7- 1	6- 0				
6- 2	0- 1	0- 1	HOME	0- 0	6- 0	5- 0				
2- 4	0- 1	0- 1	AWAY	1- 1	1- 1	1- 0				
0- 0	0- 0	0- 0	NEUTRAL	0- 0	0- 0	0- 0				
3- 5	0- 4	0- 0	CONFERENCE	2- 0	1- 1	0- 0				
1- 3	0- 3	0- 0	HOME	1- 0	0- 0	0- 0				
2- 2	0- 1	0- 0	AWAY	1- 0	1- 1	0- 0				
0- 0	0- 0	0- 0	NEUTRAL	0- 0	0- 0	0- 0				

RPI 1-25				RPI 26-50				RPI 51-100				Team's RPI : 95				RPI 101+			
RPI	S	Opponent	Score	RPI	S	Opponent	Score	RPI	S	Opponent	Score	RPI	S	Opponent	Score	RPI	S	Opponent	Score
5	H	Louisville	63 87	33	H	California	52 62	59	A	Miami (FL)	54 65	119	A	Middle Tenn.	57 62				
9	A	Baylor	63 90	34	A	FGCU	64 70	79	A	Washington St.	73 68	129	A	Vanderbilt	55 70				
10	H	Tennessee	49 63					85	H	Alabama	79 54	174	A	Florida	56 53				
14	A	Texas A&M	70 74					93	A	Arkansas	76 65	201	H	Gardner-Webb	72 34				
16	H	Georgia	42 56									215	H	Morehead St.	86 53				
17	H	South Carolina	64 81									231	A	Montana	71 54				
												273	H	Sacramento St.	101 70				
												323	H	Marshall	69 39				
												333	H	Tennessee Tech	82 54				
												347	H	Evansville	100 62				

Average RPI Win:	294	WON-LOST	WINNING	LAST 10	STRENGTH OF	OPP. STRENGTH	TEAM	ADJ.	CONF.	ADJ CONF.
Average RPI Loss:	175	RECORD	PCT. RANK	GAMES	SCHEDULE	OF SCHEDULE	RPI	RPI	RPI	RPI
DIV. I ONLY	8- 12	229	4- 6	294	316	274	274	29	29	
DIV. I NON-CONF.	4- 7	226	1- 2	265	287	262	262	29	29	

TOTALS	RPI 1-25	RPI 26-50	W-L RECORDS	RPI 51-100	RPI 101-999	RPI 201+				
8- 12	0- 1	0- 0	OVERALL	0- 1	8- 10	7- 5				
5- 5	0- 1	0- 0	HOME	0- 1	5- 3	4- 3				
3- 7	0- 0	0- 0	AWAY	0- 0	3- 0	3- 0				
0- 0	0- 0	0- 0	NEUTRAL	0- 0	0- 0	0- 0				
4- 7	0- 1	0- 0	NON-CONFERENCE	0- 1	4- 5	3- 2				
2- 3	0- 1	0- 0	HOME	0- 1	2- 1	1- 1				
2- 4	0- 0	0- 0	AWAY	0- 0	2- 4	2- 1				
0- 0	0- 0	0- 0	NEUTRAL	0- 0	0- 0	0- 0				
4- 5	0- 0	0- 0	CONFERENCE	0- 0	4- 5	4- 3				
3- 2	0- 0	0- 0	HOME	0- 0	3- 2	3- 2				
1- 3	0- 0	0- 0	AWAY	0- 0	1- 3	1- 1				
0- 0	0- 0	0- 0	NEUTRAL	0- 0	0- 0	0- 0				

RPI 1-25				RPI 26-50				RPI 51-100				RPI 101+ Team's RPI: 274			
RPI	S	Opponent	Score	RPI	S	Opponent	Score	RPI	S	Opponent	Score	RPI	S	Opponent	Score
24	H	Michigan	49 86					84	H	Navy	47 79	109	A	George Mason	70 73
												121	A	Yale	51 62
												147	A	Saint Francis (PA)	71 101
												157	A	Robert Morris	53 60
												173	H	Lehigh	72 69
												189	A	Army West Point	37 71
												237	A	Lafayette	53 69
												238	H	Manhattan	38 72
												257	H	Sacred Heart	46 50
												260	H	Mt. St. Mary's	53 48
												263	H	Fairleigh Dickinson	49 61
												275	H	St. Francis Brooklyn	61 59
												276	A	Bryant	56 75
												309	A	Central Conn. St.	61 54
												325	H	Wagner	74 69
												329	A	UMBC	66 52
												341	A	NJIT	67 49
												343	H	Saint Peter's	57 46

LAST 12 Division I GAMES:															
263	H	Fairleigh Dickinson	49 61	147	A	Saint Francis (PA)	71 101								
257	H	Sacred Heart	46 50	157	A	Robert Morris	53 60								
309	A	Central Conn. St.	61 54	275	H	St. Francis Brooklyn	61 59								
276	A	Bryant	56 75	84	H	Navy	47 79								
260	H	Mt. St. Mary's	53 48	238	H	Manhattan	38 72								
325	H	Wagner	74 69	173	H	Lehigh	72 69								

Non-Div I Games:

LIU Brooklyn

Average RPI Win:	156	WON-LOST	WINNING	LAST 10	STRENGTH OF	OPP. STRENGTH	TEAM	ADJ.	CONF.	ADJ CONF.
Average RPI Loss:	33	RECORD	PCT. RANK	GAMES	SCHEDULE	OF SCHEDULE	RPI	RPI	RPI	RPI
DIV. I ONLY	13- 6	73	7- 3	49	16	35	35	2	2	
DIV. I NON-CONF.	8- 3	65	4- 0	182	61	61	61	2	2	

TOTALS	RPI 1-25	RPI 26-50	W-L RECORDS	RPI 51-100	RPI 101-999	RPI 201+				
13- 6	2- 3	0- 1	OVERALL	2- 2	9- 0	4- 0				
7- 1	1- 1	0- 0	HOME	1- 0	5- 0	3- 0				
5- 4	1- 1	0- 1	AWAY	1- 2	3- 0	1- 0				
1- 1	0- 1	0- 0	NEUTRAL	0- 0	1- 0	0- 0				
8- 3	0- 1	0- 1	NON-CONFERENCE	1- 1	7- 0	4- 0				
4- 0	0- 0	0- 0	HOME	0- 0	4- 0	3- 0				
3- 2	0- 0	0- 1	AWAY	1- 1	2- 0	1- 0				
1- 1	0- 1	0- 0	NEUTRAL	0- 0	1- 0	0- 0				
5- 3	2- 2	0- 0	CONFERENCE	1- 1	2- 0	0- 0				
3- 1	1- 1	0- 0	HOME	1- 0	1- 0	0- 0				
2- 2	1- 1	0- 0	AWAY	0- 1	1- 0	0- 0				
0- 0	0- 0	0- 0	NEUTRAL	0- 0	0- 0	0- 0				

RPI 1-25				RPI 26-50				RPI 51-100				RPI 101+			
RPI	S	Opponent	Score	RPI	S	Opponent	Score	RPI	S	Opponent	Score	RPI	S	Opponent	Score
3	H	Mississippi St.	70 83	31	A	South Fla.	55 61	51	A	Northern Colo.	50 58	105	N	Saint Louis	71 59
10	H	Tennessee	70 59					85	A	Alabama	51 65	113	A	Little Rock	56 37
11	N	Texas	66 75					92	A	Tulane	73 50	129	H	Vanderbilt	85 65
12	A	Missouri	69 65					99	H	Auburn	59 56	159	H	Louisiana	60 45
14	A	Texas A&M	59 69									174	A	Florida	66 59

Average RPI Win:	222	WON-LOST	WINNING	LAST 10	STRENGTH OF	OPP. STRENGTH	TEAM	ADJ.	CONF.	ADJ CONF.
Average RPI Loss:	141	RECORD	PCT. RANK	GAMES	SCHEDULE	OF SCHEDULE	RPI	RPI	RPI	RPI
DIV. I ONLY	7- 14	261	2- 8	129	191	221	221	13	13	
DIV. I NON-CONF.	5- 8	220	1- 3	92	192	151	151	10	10	

TOTALS	RPI 1-25	RPI 26-50	W-L RECORDS	RPI 51-100	RPI 101-999	RPI 201+				
7- 14	0- 1	0- 2	OVERALL	0- 3	7- 8	4- 4				
3- 6	0- 1	0- 1	HOME	0- 0	3- 4	2- 1				
3- 8	0- 0	0- 1	AWAY	0- 3	3- 4	2- 3				
1- 0	0- 0	0- 0	NEUTRAL	0- 0	1- 0	0- 0				
5- 8	0- 1	0- 1	NON-CONFERENCE	0- 2	5- 4	2- 2				
1- 3	0- 1	0- 0	HOME	0- 0	1- 2	0- 1				
3- 5	0- 0	0- 1	AWAY	0- 2	3- 2	2- 1				
1- 0	0- 0	0- 0	NEUTRAL	0- 0	1- 0	0- 0				
2- 6	0- 0	0- 1	CONFERENCE	0- 1	2- 4	2- 2				
2- 3	0- 0	0- 1	HOME	0- 0	2- 2	2- 0				
0- 3	0- 0	0- 0	AWAY	0- 1	0- 2	0- 2				
0- 0	0- 0	0- 0	NEUTRAL	0- 0	0- 0	0- 0				

RPI 1-25				RPI 26-50				RPI 51-100				RPI 101+ Team's RPI: 221			
RPI	S	Opponent	Score	RPI	S	Opponent	Score	RPI	S	Opponent	Score	RPI	S	Opponent	Score
21	H	Villanova	49 76	42	A	Drexel	54 79	57	A	Duquesne	50 78	108	H	Penn	66 59
				48	H	Dayton	47 76	68	A	Harvard	61 70	109	H	George Mason	56 69
								72	A	American	48 66	154	H	Saint Joseph's	64 75
												168	H	Temple	52 69
												173	A	Lehigh	69 61
												178	A	Wisconsin	60 71
												180	N	New Hampshire	59 51
												225	A	Richmond	51 77
												229	H	St. Bonaventure	66 63
												234	A	North Texas	44 70
												237	A	Lafayette	74 47
												265	H	Rider	55 76
												310	A	Delaware St.	71 48
												316	H	VCU	62 57
												328	A	Rhode Island	63 72
LAST 12 Division I GAMES:															
154	H	Saint Joseph's	64 75	225	A	Richmond	51 77								
316	H	VCU	62 57	109	H	George Mason	56 69								
328	A	Rhode Island	63 72	48	H	Dayton	47 76								
57	A	Duquesne	50 78	21	H	Villanova	49 76								
229	H	St. Bonaventure	66 63	310	A	Delaware St.	71 48								
68	A	Harvard	61 70	234	A	North Texas	44 70								

Non-Div I Games:

La Salle

Average RPI Win:	305	WON-LOST	WINNING	LAST 10	STRENGTH OF	OPP. STRENGTH	TEAM	ADJ.	CONF.	ADJ CONF.
Average RPI Loss:	184	RECORD	PCT. RANK	GAMES	SCHEDULE	OF SCHEDULE	RPI	RPI	RPI	RPI
DIV. I ONLY	2- 16	326	1- 9	203	327	330	330	23	23	
DIV. I NON-CONF.	1- 8	313	1- 2	270	338	341	341	23	23	

TOTALS	RPI 1-25	RPI 26-50	W-L RECORDS	RPI 51-100	RPI 101-999	RPI 201+				
2- 16	0- 0	0- 0	OVERALL	0- 3	2- 13	2- 8				
2- 5	0- 0	0- 0	HOME	0- 1	2- 4	2- 3				
0- 11	0- 0	0- 0	AWAY	0- 1	0- 2	0- 0				
0- 0	0- 0	0- 0	NEUTRAL	0- 0	0- 0	0- 0				
1- 8	0- 0	0- 0	NON-CONFERENCE	0- 2	1- 6	1- 4				
1- 2	0- 0	0- 0	HOME	0- 0	1- 2	1- 1				
0- 6	0- 0	0- 0	AWAY	0- 2	0- 4	0- 3				
0- 0	0- 0	0- 0	NEUTRAL	0- 0	0- 0	0- 0				
1- 8	0- 0	0- 0	CONFERENCE	0- 1	1- 7	1- 4				
1- 3	0- 0	0- 0	HOME	0- 1	1- 2	1- 2				
0- 5	0- 0	0- 0	AWAY	0- 0	0- 5	0- 2				
0- 0	0- 0	0- 0	NEUTRAL	0- 0	0- 0	0- 0				

RPI 1-25				RPI 26-50				RPI 51-100				RPI 101+				Team's RPI: 330
RPI	S	Opponent	Score	RPI	S	Opponent	Score	RPI	S	Opponent	Score	RPI	S	Opponent	Score	
								63	A	Oklahoma St.	58 112	113	A	Little Rock	37 57	
								88	H	South Ala.	60 67	114	A	Rice	47 63	
								99	A	Auburn	41 67	158	A	Texas St.	52 86	
												159	A	Louisiana	55 63	
												182	H	New Orleans	51 89	
												204	A	Arkansas St.	62 76	
												209	A	UT Arlington	61 70	
												212	A	Louisiana Tech	49 71	
												218	H	Troy	79 86	
												254	A	Grambling	52 61	
												272	H	Appalachian St.	67 71	
												284	H	Coastal Caro.	62 56	
												289	A	McNeese	61 65	
												315	H	Northwestern St.	48 70	
												326	H	Houston Baptist	77 73	
LAST 12 Division I GAMES:																
				88	H	South Ala.	60 67	284	H	Coastal Caro.	62 56					
				218	H	Troy	79 86	113	A	Little Rock	37 57					
				209	A	UT Arlington	61 70	204	A	Arkansas St.	62 76					
				158	A	Texas St.	52 86	63	A	Oklahoma St.	58 112					
				159	A	Louisiana	55 63	326	H	Houston Baptist	77 73					
				272	H	Appalachian St.	67 71	182	H	New Orleans	51 89					

Non-Div I Games: Millsaps 73 41 Centenary (LA) 90 53

La. -Monroe

Average RPI Win:	258	WON-LOST	WINNING	LAST 10	STRENGTH OF	OPP. STRENGTH	TEAM	ADJ.	CONF.	ADJ CONF.
Average RPI Loss:	151	RECORD	PCT. RANK	GAMES	SCHEDULE	OF SCHEDULE	RPI	RPI	RPI	RPI
DIV. I ONLY	8- 12	229	4- 6	179	283	237	237	15	15	
DIV. I NON-CONF.	4- 6	214	1- 1	239	330	255	255	18	18	

TOTALS	RPI 1-25	RPI 26-50	W-L RECORDS	RPI 51-100	RPI 101-999	RPI 201+				
8- 12	0- 0	0- 1	OVERALL	0- 3	8- 8	7- 3				
5- 5	0- 0	0- 0	HOME	0- 2	5- 3	5- 2				
3- 7	0- 0	0- 1	AWAY	0- 1	3- 5	2- 1				
0- 0	0- 0	0- 0	NEUTRAL	0- 0	0- 0	0- 0				
4- 6	0- 0	0- 1	NON-CONFERENCE	0- 1	4- 4	4- 2				
3- 2	0- 0	0- 0	HOME	0- 1	3- 1	3- 1				
1- 4	0- 0	0- 1	AWAY	0- 0	1- 3	1- 1				
0- 0	0- 0	0- 0	NEUTRAL	0- 0	0- 0	0- 0				
4- 6	0- 0	0- 0	CONFERENCE	0- 2	4- 4	3- 1				
2- 3	0- 0	0- 0	HOME	0- 1	2- 2	2- 1				
2- 3	0- 0	0- 0	AWAY	0- 1	2- 2	1- 0				
0- 0	0- 0	0- 0	NEUTRAL	0- 0	0- 0	0- 0				

RPI	S	Opponent	Score	RPI	S	Opponent	Score	RPI	S	Opponent	Score	RPI	S	Opponent	Score	Team's RPI: 237
42	A	Drexel	37 52	53	H	Princeton	45 53	108	A	Penn	42 55	145	A	Bucknell	53 83	
				72	H	American	67 74	157	A	Robert Morris	42 63	173	A	Lehigh	45 70	
				84	A	Navy	59 65	189	H	Army West Point	60 65	193	A	Boston U.	47 45	
								221	H	La Salle	47 74	223	A	Holy Cross	69 65	
								223	H	Holy Cross	56 69	239	H	Loyola Maryland	65 54	
								265	H	Rider	60 45	270	H	Colgate	63 48	
								274	H	LIU Brooklyn	69 53	278	A	Cornell	59 58	
								325	H	Wagner	70 52	343	A	Saint Peter's	61 64	
LAST 12 Division I GAMES:																
223	H	Holy Cross	56 69	145	A	Bucknell	53 83	270	H	Colgate	63 48	223	A	Holy Cross	69 65	
193	A	Boston U.	47 45	173	A	Lehigh	45 70	325	H	Wagner	70 52	157	A	Robert Morris	42 63	
72	H	American	67 74	343	A	Saint Peter's	61 64									
84	A	Navy	59 65													
239	H	Loyola Maryland	65 54													
189	H	Army West Point	60 65													

Non-Div I Games:

Lafayette

Average RPI Win:	266	WON-LOST	WINNING	LAST 10	STRENGTH OF	OPP. STRENGTH	TEAM	ADJ.	CONF.	ADJ CONF.
Average RPI Loss:	88	RECORD	PCT. RANK	GAMES	SCHEDULE	OF SCHEDULE	RPI	RPI	RPI	RPI
DIV. I ONLY	9- 6	114	8- 2	280	171	136	136	25	25	
DIV. I NON-CONF.	1- 5	300	0- 2	35	13	168	168	25	25	

TOTALS	RPI 1-25	RPI 26-50	W-L RECORDS	RPI 51-100	RPI 101-999	RPI 201+				
9- 6	0- 1	0- 1	OVERALL	0- 2	9- 2	7- 0				
4- 0	0- 0	0- 0	HOME	0- 0	4- 0	3- 0				
4- 5	0- 1	0- 1	AWAY	0- 2	4- 1	4- 0				
1- 1	0- 0	0- 0	NEUTRAL	0- 0	1- 1	0- 0				
1- 5	0- 1	0- 1	NON-CONFERENCE	0- 1	1- 2	0- 0				
0- 0	0- 0	0- 0	HOME	0- 0	0- 0	0- 0				
0- 4	0- 1	0- 1	AWAY	0- 1	0- 1	0- 0				
1- 1	0- 0	0- 0	NEUTRAL	0- 0	1- 1	0- 0				
8- 1	0- 0	0- 0	CONFERENCE	0- 1	8- 0	7- 0				
4- 0	0- 0	0- 0	HOME	0- 0	4- 0	3- 0				
4- 1	0- 0	0- 0	AWAY	0- 1	4- 0	4- 0				
0- 0	0- 0	0- 0	NEUTRAL	0- 0	0- 0	0- 0				

RPI 1-25				RPI 26-50				RPI 51-100				RPI 101+ Team's RPI: 136			
RPI	S	Opponent	Score	RPI	S	Opponent	Score	RPI	S	Opponent	Score	RPI	S	Opponent	Score
9	A	Baylor	62 121	46	A	Purdue	64 79	71	A	New Mexico	58 90	139	N	Northern Ill.	90 80
								96	A	Central Ark.	39 51	152	N	North Dakota	70 73
												156	A	Pacific	75 80
												182	H	New Orleans	100 77
												262	A	A&M-Corpus Christi	70 31
												281	A	Nicholls St.	76 61
												289	H	McNeese	83 58
												294	A	Southeastern La.	75 58
												301	H	Incarnate Word	77 54
												322	H	Sam Houston St.	91 44
												326	A	Houston Baptist	79 51
LAST 12 Division I GAMES:															
289	H	McNeese	83 58	182	H	New Orleans	100 77								
281	A	Nicholls St.	76 61	262	A	A&M-Corpus Christi	70 31								
322	H	Sam Houston St.	91 44	326	A	Houston Baptist	79 51								
301	H	Incarnate Word	77 54	71	A	New Mexico	58 90								
294	A	Southeastern La.	75 58	156	A	Pacific	75 80								
96	A	Central Ark.	39 51	139	N	Northern Ill.	90 80								

Non-Div I Games: Howard Payne 101 37 Schreiner 116 37 Louisiana Col. 93 62 S' western Assemblies 92 49 Lamar University

Average RPI Win: 233
Average RPI Loss: 160

WON-LOST
RECORD

WINNING
PCT. RANK

LAST 10
GAMES

STRENGTH OF
SCHEDULE

OPP. STRENGTH
OF SCHEDULE

TEAM
RPI

ADJ.
RPI

CONF.
RPI

ADJ CONF.
RPI

DIV. I ONLY	11- 9	146	6- 4	224	243	173	173	15	15
DIV. I NON-CONF.	5- 5	170	1- 1	320	297	250	250	18	18

TOTALS	RPI 1-25	RPI 26-50	W-L RECORDS	RPI 51-100	RPI 101-999	RPI 201+			
11- 9	0- 1	0- 0	OVERALL	1- 3	10- 5	7- 5			
8- 1	0- 0	0- 0	HOME	1- 0	7- 1	4- 1			
3- 7	0- 0	0- 0	AWAY	0- 3	3- 4	3- 4			
0- 1	0- 1	0- 0	NEUTRAL	0- 0	0- 0	0- 0			
5- 5	0- 1	0- 0	NON-CONFERENCE	0- 1	5- 3	5- 3			
3- 1	0- 0	0- 0	HOME	0- 0	3- 1	3- 1			
2- 3	0- 0	0- 0	AWAY	0- 1	2- 2	2- 2			
0- 1	0- 1	0- 0	NEUTRAL	0- 0	0- 0	0- 0			
6- 4	0- 0	0- 0	CONFERENCE	1- 2	5- 2	2- 2			
5- 0	0- 0	0- 0	HOME	1- 0	4- 0	1- 0			
1- 4	0- 0	0- 0	AWAY	0- 2	1- 2	1- 2			
0- 0	0- 0	0- 0	NEUTRAL	0- 0	0- 0	0- 0			

RPI 1-25				RPI 26-50				RPI 51-100				RPI 101+ Team's RPI: 173			
RPI	S	Opponent	Score	RPI	S	Opponent	Score	RPI	S	Opponent	Score	RPI	S	Opponent	Score
21	N	Villanova	42 62					52	A	Minnesota	73 107	145	H	Bucknell	66 62
								72	A	American	64 82	189	H	Army West Point	59 55
								84	A	Navy	50 53	193	H	Boston U.	74 58
								84	H	Navy	66 63	221	H	La Salle	61 69
												223	A	Holy Cross	49 54
												237	H	Lafayette	70 45
												239	A	Loyola Maryland	64 67
												257	A	Sacred Heart	55 65
												260	H	Mt. St. Mary's	75 71
												261	H	Fairfield	56 53
												270	A	Colgate	59 51
												274	A	LIU Brooklyn	69 72
												278	A	Cornell	62 57
												302	A	Monmouth	75 57
												341	H	NJIT	64 50
LAST 12 Division I GAMES:															
				84	A	Navy	50 53	193	H	Boston U.	74 58				
				239	A	Loyola Maryland	64 67	223	A	Holy Cross	49 54				
				189	H	Army West Point	59 55	84	H	Navy	66 63				
				270	A	Colgate	59 51	237	H	Lafayette	70 45				
				72	A	American	64 82	274	A	LIU Brooklyn	69 72				
				145	H	Bucknell	66 62	341	H	NJIT	64 50				

Non-Div I Games: Mansfield 77 47

Lehigh

Average RPI Win:	272	WON-LOST	WINNING	LAST 10	STRENGTH OF	OPP. STRENGTH	TEAM	ADJ.	CONF.	ADJ CONF.
Average RPI Loss:	109	RECORD	PCT. RANK	GAMES	SCHEDULE	OF SCHEDULE	RPI	RPI	RPI	RPI
DIV. I ONLY	10- 8	139	0- 1	167	293	128	128	28	28	
DIV. I NON-CONF.	3- 7	254	0- 1	53	174	150	150	28	28	

TOTALS	RPI 1-25	RPI 26-50	W-L RECORDS	RPI 51-100	RPI 101-999	RPI 201+				
10- 8	0- 2	0- 1	OVERALL	0- 3	10- 2	8- 2				
5- 0	0- 0	0- 0	HOME	0- 0	5- 0	5- 0				
4- 6	0- 2	0- 0	AWAY	0- 2	4- 2	3- 2				
1- 2	0- 0	0- 1	NEUTRAL	0- 1	1- 0	0- 0				
3- 7	0- 2	0- 1	NON-CONFERENCE	0- 3	3- 1	2- 1				
1- 0	0- 0	0- 0	HOME	0- 0	1- 0	1- 0				
1- 5	0- 2	0- 0	AWAY	0- 2	1- 1	1- 1				
1- 2	0- 0	0- 1	NEUTRAL	0- 1	1- 0	0- 0				
7- 1	0- 0	0- 0	CONFERENCE	0- 0	7- 1	6- 1				
4- 0	0- 0	0- 0	HOME	0- 0	4- 0	4- 0				
3- 1	0- 0	0- 0	AWAY	0- 0	3- 1	2- 1				
0- 0	0- 0	0- 0	NEUTRAL	0- 0	0- 0	0- 0				

RPI 1-25				RPI 26-50				RPI 51-100				RPI 101+ Team's RPI: 128			
RPI	S	Opponent	Score	RPI	S	Opponent	Score	RPI	S	Opponent	Score	RPI	S	Opponent	Score
15	A	Duke	51 68	49	N	Houston	68 75	51	N	Northern Colo.	57 65	199	N	Denver	82 69
24	A	Michigan	50 74					90	A	James Madison	47 58	201	A	Gardner-Webb	85 60
								97	A	Drake	68 96	208	H	Radford	61 56
												242	A	Presbyteria n	76 64
												251	H	Campbel l	60 42
												258	A	UNC Asheville	41 48
												286	H	Valparai so	61 40
												288	A	Massachusetts	61 64
												319	A	Old Domini on	63 55
												332	H	Charleston So.	63 53
												337	H	Winthrop	63 37
												349	A	Longwood	63 51

LAST 12 Division I GAMES:															
97	A	Drake	68 96	337	H	Winthrop	63 37	332	H	Charleston So.	63 53	242	A	Presbyteria n	76 64
208	H	Radford	61 56					15	A	Duke	51 68	51	N	Northern Colo.	57 65
349	A	Longwood	63 51					199	N	Denver	82 69				
251	H	Campbel l	60 42												
258	A	UNC Asheville	41 48												
201	A	Gardner-Webb	85 60												

Non-Div I Games: Shippensburg 105 43 Limestone 68 38

Liberty

Average RPI Win:	302	WON-LOST	WINNING	LAST 10	STRENGTH OF	OPP. STRENGTH	TEAM	ADJ.	CONF.	ADJ CONF.
Average RPI Loss:	144	RECORD	PCT. RANK	GAMES	SCHEDULE	OF SCHEDULE	RPI	RPI	RPI	RPI
DIV. I ONLY	7- 14	261	5- 5	254	259	253	253	22	22	
DIV. I NON-CONF.	4- 11	279	2- 4	263	284	284	284	21	21	

TOTALS	RPI 1-25	RPI 26-50	W-L RECORDS	RPI 51-100	RPI 101-999	RPI 201+				
7- 14	0- 0	0- 2	OVERALL	0- 3	7- 9	7- 4				
2- 6	0- 0	0- 1	HOME	0- 2	2- 3	2- 2				
5- 8	0- 0	0- 1	AWAY	0- 1	5- 6	5- 2				
0- 0	0- 0	0- 0	NEUTRAL	0- 0	0- 0	0- 0				
4- 11	0- 0	0- 1	NON-CONFERENCE	0- 3	4- 7	4- 4				
2- 4	0- 0	0- 0	HOME	0- 2	2- 2	2- 2				
2- 7	0- 0	0- 1	AWAY	0- 1	2- 5	2- 2				
0- 0	0- 0	0- 0	NEUTRAL	0- 0	0- 0	0- 0				
3- 3	0- 0	0- 1	CONFERENCE	0- 0	3- 2	3- 0				
0- 2	0- 0	0- 1	HOME	0- 0	0- 1	0- 0				
3- 1	0- 0	0- 0	AWAY	0- 0	3- 1	3- 0				
0- 0	0- 0	0- 0	NEUTRAL	0- 0	0- 0	0- 0				

RPI 1-25				RPI 26-50				RPI 51-100				RPI 101+ Team's RPI: 253			
RPI	S	Opponent	Score	RPI	S	Opponent	Score	RPI	S	Opponent	Score	RPI	S	Opponent	Score
				32	A	Ball St.	46 84	76	H	Belmont	59 91	105	A	Saint Louis	57 101
				34	H	FGCU	54 68	85	H	Alabama	51 73	115	A	Jacksonville	48 70
								89	A	Butler	58 70	119	A	Middle Tenn.	48 72
												129	A	Vanderbilt	82 92
												172	H	Stetson	55 59
												215	H	Morehead St.	55 75
												244	H	Austin Peay	63 71
												245	A	North Florida	73 69
												255	A	Col. of Charleston	69 85
												269	A	Kennesaw St.	64 62
												296	H	Alabama A&M	66 50
												297	H	Murray St.	65 64
												332	A	Charleston So.	58 54
												333	A	Tennessee Tech	61 57
												341	A	NJIT	74 58
												346	A	Tennessee St.	64 71

LAST 12 Division I GAMES:															
				341	A	NJIT	74 58	296	H	Alabama A&M	66 50				
				34	H	FGCU	54 68	129	A	Vanderbilt	82 92				
				172	H	Stetson	55 59	333	A	Tennessee Tech	61 57				
				245	A	North Florida	73 69	105	A	Saint Louis	57 101				
				115	A	Jacksonville	48 70	346	A	Tennessee St.	64 71				
				269	A	Kennesaw St.	64 62	85	H	Alabama	51 73				

Non-Div I Games:

Lipscomb

Average RPI Win:	216	WON-LOST	WINNING	LAST 10	STRENGTH OF	OPP. STRENGTH	TEAM	ADJ.	CONF.	ADJ CONF.
Average RPI Loss:	90	RECORD	PCT. RANK	GAMES	SCHEDULE	OF SCHEDULE	RPI	RPI	RPI	RPI
DIV. I ONLY	12- 8	114	9- 1	149	109	113	113	23	23	
DIV. I NON-CONF.	3- 8	268	0- 3	30	9	183	183	23	23	

TOTALS	RPI 1-25	RPI 26-50	W-L RECORDS	RPI 51-100	RPI 101-999	RPI 201+				
12- 8	0- 2	1- 1	OVERALL	0- 1	11- 4	7- 1				
8- 3	0- 0	1- 1	HOME	0- 0	7- 2	3- 1				
4- 5	0- 2	0- 0	AWAY	0- 1	4- 2	4- 0				
0- 0	0- 0	0- 0	NEUTRAL	0- 0	0- 0	0- 0				
3- 8	0- 2	1- 1	NON-CONFERENCE	0- 1	2- 4	0- 1				
3- 3	0- 0	1- 1	HOME	0- 0	2- 2	0- 1				
0- 5	0- 2	0- 0	AWAY	0- 1	0- 2	0- 0				
0- 0	0- 0	0- 0	NEUTRAL	0- 0	0- 0	0- 0				
9- 0	0- 0	0- 0	CONFERENCE	0- 0	9- 0	7- 0				
5- 0	0- 0	0- 0	HOME	0- 0	5- 0	3- 0				
4- 0	0- 0	0- 0	AWAY	0- 0	4- 0	4- 0				
0- 0	0- 0	0- 0	NEUTRAL	0- 0	0- 0	0- 0				

RPI 1-25				RPI 26-50				RPI 51-100				RPI 101+ Team's RPI: 113			
RPI	S	Opponent	Score	RPI	S	Opponent	Score	RPI	S	Opponent	Score	RPI	S	Opponent	Score
3	A	Mississippi St.	48 86	35	H	LSU	37 56	70	A	Kansas St.	51 66	105	A	Saint Louis	45 48
14	A	Texas A&M	49 66	37	H	Oklahoma	68 56					114	A	Rice	51 58
												126	H	Missouri St.	63 51
												158	H	Texas St.	63 48
												159	H	Louisiana	78 43
												167	H	Tulsa	61 74
												179	H	Memphis	86 57
												204	H	Arkansas St.	53 43
												209	H	UT Arlington	59 57
												212	H	Louisiana Tech	49 58
												272	A	Appalachian St.	52 40
												284	A	Coastal Caro.	51 49
												313	A	Georgia St.	65 50
												324	A	Ga. Southern	64 34
												330	H	La.-Monroe	57 37

LAST 12 Division I GAMES:															
284	A	Coastal Caro.	51 49	313	A	Georgia St.	65 50								
272	A	Appalachian St.	52 40	330	H	La.-Monroe	57 37								
204	H	Arkansas St.	53 43	159	H	Louisiana	78 43								
158	H	Texas St.	63 48	35	H	LSU	37 56								
209	H	UT Arlington	59 57	70	A	Kansas St.	51 66								
324	A	Ga. Southern	64 34	3	A	Mississippi St.	48 86								

Non-Div I Games:

Little Rock

Average RPI Win:	271	WON-LOST	WINNING	LAST 10	STRENGTH OF	OPP. STRENGTH	TEAM	ADJ.	CONF.	ADJ CONF.
Average RPI Loss:	211	RECORD	PCT. RANK	GAMES	SCHEDULE	OF SCHEDULE	RPI	RPI	RPI	RPI
DIV. I ONLY	2- 18	334	0- 10	305	267	336	336	21	21	
DIV. I NON-CONF.	2- 12	306	1- 5	261	319	325	325	20	20	

TOTALS	RPI 1-25	RPI 26-50	W-L RECORDS	RPI 51-100	RPI 101-999	RPI 201+				
2- 18	0- 1	0- 1	OVERALL	0- 0	2- 16	2- 11				
0- 8	0- 1	0- 0	HOME	0- 0	0- 7	0- 4				
2- 8	0- 0	0- 0	AWAY	0- 0	2- 0	2- 0				
0- 2	0- 0	0- 0	NEUTRAL	0- 0	0- 2	0- 1				
2- 12	0- 1	0- 1	NON-CONFERENCE	0- 0	2- 10	2- 8				
0- 6	0- 1	0- 0	HOME	0- 0	0- 5	0- 4				
2- 4	0- 0	0- 1	AWAY	0- 0	2- 3	2- 3				
0- 2	0- 0	0- 0	NEUTRAL	0- 0	0- 2	0- 1				
0- 6	0- 0	0- 0	CONFERENCE	0- 0	0- 6	0- 3				
0- 2	0- 0	0- 0	HOME	0- 0	0- 2	0- 0				
0- 4	0- 0	0- 0	AWAY	0- 0	0- 4	0- 3				
0- 0	0- 0	0- 0	NEUTRAL	0- 0	0- 0	0- 0				

RPI 1-25				RPI 26-50				RPI 51-100				RPI 101+ Team's RPI: 336			
RPI	S	Opponent	Score	RPI	S	Opponent	Score	RPI	S	Opponent	Score	RPI	S	Opponent	Score
10	H	Tennessee	61 90	45	A	Southern California	60 75					150	H	Loyola Marymount	69 84
												170	H	Cal Poly	64 75
												190	N	Oral Roberts	58 64
												197	A	UC Santa Barbara	44 51
												197	H	UC Santa Barbara	74 90
												205	A	San Diego	40 74
												210	H	Montana St.	51 62
												226	H	Pepperdine	71 83
												231	A	Montana	60 67
												243	A	UC Riverside	53 77
												246	A	Hawaii	66 74
												250	H	New Mexico St.	63 72
												264	A	Grand Canyon	65 63
												268	H	Illinois St.	51 59
												277	A	Arizona	80 72
												299	A	Cal St. Fullerton	61 67
												316	N	VCU	59 69
												341	A	NJIT	57 73

LAST 12 Division I GAMES:															
170	H	Cal Poly	64 75	316	N	VCU	59 69								
197	H	UC Santa Barbara	74 90	341	A	NJIT	57 73								
246	A	Hawaii	66 74	250	H	New Mexico St.	63 72								
299	A	Cal St. Fullerton	61 67	268	H	Illinois St.	51 59								
243	A	UC Riverside	53 77	10	H	Tennessee	61 90								
197	A	UC Santa Barbara	44 51	264	A	Grand Canyon	65 63								

Non-Div I Games:

Long Beach St.

Loss,
Non-Conf, S Site,
H Home
A Away
N Neutral

Average RPI Win:	295	WON-LOST	WINNING	LAST 10	STRENGTH OF	OPP. STRENGTH	TEAM	ADJ.	CONF.	ADJ CONF.
Average RPI Loss:	241	RECORD	PCT. RANK	GAMES	SCHEDULE	OF SCHEDULE	RPI	RPI	RPI	RPI
DIV. I ONLY	2- 16	326	1- 9	319	349	349	349	28	28	
DIV. I NON-CONF.	1- 9	318	0- 3	339	348	349	349	28	28	

TOTALS	RPI 1-25	RPI 26-50	W-L RECORDS	RPI 51-100	RPI 101-999	RPI 201+				
2- 16	0- 0	0- 0	OVERALL	0- 0	2- 16	2- 12				
2- 6	0- 0	0- 0	HOME	0- 0	2- 6	2- 4				
0- 10	0- 0	0- 0	AWAY	0- 0	0- 0	0- 0				
0- 0	0- 0	0- 0	NEUTRAL	0- 0	0- 0	0- 0				
1- 9	0- 0	0- 0	NON-CONFERENCE	0- 0	1- 9	1- 8				
1- 3	0- 0	0- 0	HOME	0- 0	1- 3	1- 3				
0- 6	0- 0	0- 0	AWAY	0- 0	0- 6	0- 5				
0- 0	0- 0	0- 0	NEUTRAL	0- 0	0- 0	0- 0				
1- 7	0- 0	0- 0	CONFERENCE	0- 0	1- 7	1- 4				
1- 3	0- 0	0- 0	HOME	0- 0	1- 3	1- 1				
0- 4	0- 0	0- 0	AWAY	0- 0	0- 4	0- 3				
0- 0	0- 0	0- 0	NEUTRAL	0- 0	0- 0	0- 0				

RPI 1-25				RPI 26-50				RPI 51-100				RPI 101+ Team's RPI: 349			
RPI	S	Opponent	Score	RPI	S	Opponent	Score	RPI	S	Opponent	Score	RPI	S	Opponent	Score
												109	A	George Mason	41 60
												122	A	High Point	41 62
												128	H	Liberty	51 63
												201	H	Gardner-Webb	54 61
												202	H	Norfolk St.	45 64
												207	A	Eastern Mich.	44 73
												208	H	Radford	33 52
												242	H	Presbyteria n	66 56
												251	A	Campbell	48 58
												258	A	UNC Asheville	52 82
												263	H	Fairleigh Dickinson	52 72
												286	H	Valparaiso	68 81
												310	A	Delaware St.	56 60
												323	A	Marshall	45 90
												325	A	Wagner	43 60
												330	A	N. C. Central	75 87
												332	A	Charleston So.	57 73
												348	H	UMass Lowell	84 82
LAST 12 Division I GAMES:															
251	A	Campbell	48 58	242	H	Presbyteria n	66 56	332	A	Charleston So.	57 73	202	H	Norfolk St.	45 64
128	H	Liberty	51 63	309	A	George Mason	41 60	207	A	Eastern Mich.	44 73	325	A	Wagner	43 60
122	A	High Point	41 62	258	A	UNC Asheville	52 82								
208	H	Radford	33 52	201	H	Gardner-Webb	54 61								

Non-Div I Games: Milligan 66 56

Longwood

Average RPI Win:	250	WON-LOST	WINNING	LAST 10	STRENGTH OF	OPP. STRENGTH	TEAM	ADJ.	CONF.	ADJ CONF.
Average RPI Loss:	97	RECORD	PCT. RANK	GAMES	SCHEDULE	OF SCHEDULE	RPI	RPI	RPI	RPI
DIV. I ONLY	10- 10	170	6- 4	125	189	159	159	23	23	
DIV. I NON-CONF.	5- 6	187	2- 1	84	82	138	138	23	23	

TOTALS	RPI 1-25	RPI 26-50	W-L RECORDS	RPI 51-100	RPI 101-999	RPI 201+				
10- 10	0- 2	0- 1	OVERALL	0- 3	10- 4	8- 2				
6- 3	0- 0	0- 0	HOME	0- 2	6- 1	5- 1				
3- 5	0- 1	0- 0	AWAY	0- 1	3- 1	2- 1				
1- 2	0- 1	0- 0	NEUTRAL	0- 0	1- 1	1- 0				
5- 6	0- 2	0- 1	NON-CONFERENCE	0- 2	5- 1	4- 0				
3- 1	0- 0	0- 0	HOME	0- 1	3- 0	2- 0				
1- 3	0- 1	0- 1	AWAY	0- 1	1- 0	1- 0				
1- 2	0- 1	0- 0	NEUTRAL	0- 0	1- 1	1- 0				
5- 4	0- 0	0- 0	CONFERENCE	0- 1	5- 3	4- 2				
3- 2	0- 0	0- 0	HOME	0- 1	3- 1	3- 1				
2- 2	0- 0	0- 0	AWAY	0- 0	2- 2	1- 1				
0- 0	0- 0	0- 0	NEUTRAL	0- 0	0- 0	0- 0				

RPI 1-25				RPI 26-50				RPI 51-100				RPI 101+ Team's RPI: 159			
RPI	S	Opponent	Score	RPI	S	Opponent	Score	RPI	S	Opponent	Score	RPI	S	Opponent	Score
3	N	Mississippi St.	37 94	35	A	LSU	45 60	61	A	Toledo	55 79	113	A	Little Rock	43 78
14	A	Texas A&M	62 83					88	H	South Ala.	57 72	132	N	Cleveland St.	45 54
								99	H	Auburn	60 70	158	A	Texas St.	65 58
												182	H	New Orleans	66 57
												204	A	Arkansas St.	77 75
												209	A	UT Arlington	61 63
												213	N	Niagara	68 52
												218	H	Troy	55 62
												271	H	Alcorn	67 47
												272	H	Appalachian St.	61 45
												284	H	Coastal Caro.	59 55
												289	H	McNeese	98 86
												294	A	Southeastern La.	68 56
												330	H	La. -Monroe	63 55

LAST 12 Division I GAMES:															
218	H	Troy	55 62	272	H	Appalachian St.	61 45								
88	H	South Ala.	57 72	204	A	Arkansas St.	77 75								
158	A	Texas St.	65 58	113	A	Little Rock	43 78								
209	A	UT Arlington	61 63	271	H	Alcorn	67 47								
330	H	La. -Monroe	63 55	35	A	LSU	45 60								
284	H	Coastal Caro.	59 55	294	A	Southeastern La.	68 56								

Non-Div I Games: Dillard

53 60

Louisiana

Average RPI Win:	253	WON-LOST	WINNING	LAST 10	STRENGTH OF	OPP. STRENGTH	TEAM	ADJ.	CONF.	ADJ CONF.
Average RPI Loss:	140	RECORD	PCT. RANK	GAMES	SCHEDULE	OF SCHEDULE	RPI	RPI	RPI	RPI
DIV. I ONLY	12- 8	114	6- 4	306	177	212	212	18	18	
DIV. I NON-CONF.	8- 4	87	4- 0	292	157	169	169	19	19	

TOTALS	RPI 1-25	RPI 26-50	W-L RECORDS	RPI 51-100	RPI 101-999	RPI 201+				
12- 8	0- 1	0- 1	OVERALL	1- 1	11- 5	9- 2				
9- 2	0- 0	0- 1	HOME	0- 0	9- 1	8- 0				
2- 5	0- 1	0- 0	AWAY	0- 1	2- 3	1- 1				
1- 1	0- 0	0- 0	NEUTRAL	1- 0	0- 1	0- 1				
8- 4	0- 1	0- 0	NON-CONFERENCE	1- 1	7- 2	5- 1				
6- 1	0- 0	0- 0	HOME	0- 0	6- 1	5- 0				
1- 2	0- 1	0- 0	AWAY	0- 1	1- 0	0- 0				
1- 1	0- 0	0- 0	NEUTRAL	1- 0	0- 1	0- 1				
4- 4	0- 0	0- 1	CONFERENCE	0- 0	4- 3	4- 1				
3- 1	0- 0	0- 1	HOME	0- 0	3- 0	3- 0				
1- 3	0- 0	0- 0	AWAY	0- 0	1- 3	1- 1				
0- 0	0- 0	0- 0	NEUTRAL	0- 0	0- 0	0- 0				

RPI 1-25				RPI 26-50				RPI 51-100				RPI 101+ Team's RPI: 212			
RPI	S	Opponent	Score	RPI	S	Opponent	Score	RPI	S	Opponent	Score	RPI	S	Opponent	Score
11	A	Texas	54 88	43	H	Western Ky.	64 74	80	N	Penn St.	71 59	113	A	Little Rock	58 49
								99	A	Auburn	59 75	118	H	Clemson	47 55
												169	A	Southern Miss.	50 65
												179	H	Memphis	65 40
												185	A	Fla. Atlantic	72 86
												213	N	Niagara	67 73
												234	H	North Texas	61 53
												254	H	Grambling	64 53
												271	H	Alcorn	87 50
												285	A	FIU	54 57
												289	H	McNeese	78 62
												314	H	UTSA	63 55
												319	H	Old Dominion	59 45
												323	A	Marshall	74 65
												326	H	Houston Baptist	85 62
												330	H	La. -Monroe	71 49

LAST 12 Division I GAMES:															
				43	H	Western Ky.	64 74	314	H	UTSA	63 55				
				319	H	Old Dominion	59 45	234	H	North Texas	61 53				
				185	A	Fla. Atlantic	72 86	271	H	Alcorn	87 50				
				285	A	FIU	54 57	326	H	Houston Baptist	85 62				
				323	A	Marshall	74 65	289	H	McNeese	78 62				
				169	A	Southern Miss.	50 65	330	H	La. -Monroe	71 49				

Non-Div I Games: LSU-Alexandria 87 47

Average RPI Win:	111	WON-LOST	WINNING	LAST 10	STRENGTH OF	OPP. STRENGTH	TEAM	ADJ.	CONF.	ADJ CONF.
Average RPI Loss:	7	RECORD	PCT. RANK	GAMES	SCHEDULE	OF SCHEDULE	RPI	RPI	RPI	RPI

DIV. I ONLY	22- 1	3	9- 1	30	5	5	5	1	1
DIV. I NON-CONF.	14- 0	1	3- 0	118	21	11	11	1	1

TOTALS	RPI 1-25	RPI 26-50	W-L RECORDS	RPI 51-100	RPI 101-999	RPI 201+			
22- 1	6- 1	1- 0	OVERALL	6- 0	9- 0	4- 0			
13- 1	4- 1	0- 0	HOME	2- 0	7- 0	3- 0			
9- 0	2- 0	1- 0	AWAY	4- 0	2- 0	1- 0			
0- 0	0- 0	0- 0	NEUTRAL	0- 0	0- 0	0- 0			
14- 0	3- 0	1- 0	NON-CONFERENCE	3- 0	7- 0	4- 0			
9- 0	2- 0	0- 0	HOME	1- 0	6- 0	3- 0			
5- 0	1- 0	1- 0	AWAY	2- 0	1- 0	1- 0			
0- 0	0- 0	0- 0	NEUTRAL	0- 0	0- 0	0- 0			
8- 1	3- 1	0- 0	CONFERENCE	3- 0	2- 0	0- 0			
4- 1	2- 1	0- 0	HOME	1- 0	1- 0	0- 0			
4- 0	1- 0	0- 0	AWAY	2- 0	1- 0	0- 0			
0- 0	0- 0	0- 0	NEUTRAL	0- 0	0- 0	0- 0			

RPI 1-25	Team's RPI: 5	RPI 26-50	RPI 51-100	RPI 101+
RPI S Opponent Score	RPI S Opponent Score	RPI S Opponent Score	RPI S Opponent Score	RPI S Opponent Score
1 H Notre Dame 100 67	40 A South Dakota St. 68 64	59 A Miami (FL) 84 74	103 H Wake Forest 89 52	
4 H Oregon 74 61		61 H Toledo 90 55	119 H Middle Tenn. 80 26	
6 A Ohio St. 95 90		69 A Indiana 72 59	129 H Vanderbilt 79 57	
7 H Florida St. 49 50		73 A Georgia Tech 74 71	162 A Pittsburgh 77 51	
15 H Duke 66 60		75 H Virginia Tech 67 56	200 H Southeast Mo. St. 80 40	
18 A NC State 55 47		95 A Kentucky 87 63	227 H UT Martin 91 56	
24 H Michigan 74 49			297 H Murray St. 115 51	
			321 A Air Force 62 50	
			346 H Tennessee St. 95 56	
LAST 12 Division I GAMES:				
103 H Wake Forest 89 52	15 H Duke 66 60			
59 A Miami (FL) 84 74	18 A NC State 55 47			
7 H Florida St. 49 50	73 A Georgia Tech 74 71			
162 A Pittsburgh 77 51	321 A Air Force 62 50			
1 H Notre Dame 100 67	95 A Kentucky 87 63			
75 H Virginia Tech 67 56	346 H Tennessee St. 95 56			

Non-Div I Games:

Louisville

Average RPI Win:	318	WON-LOST	WINNING	LAST 10	STRENGTH OF	OPP. STRENGTH	TEAM	ADJ.	CONF.	ADJ CONF.
Average RPI Loss:	145	RECORD	PCT. RANK	GAMES	SCHEDULE	OF SCHEDULE	RPI	RPI	RPI	RPI
DIV. I ONLY	4- 16	306	3- 7	273	151	308	308	24	24	
DIV. I NON-CONF.	2- 9	295	1- 2	236	68	285	285	22	22	

TOTALS	RPI 1-25	RPI 26-50	W-L RECORDS	RPI 51-100	RPI 101-999	RPI 201+				
4- 16	0- 2	0- 1	OVERALL	0- 3	4- 10	4- 5				
3- 5	0- 1	0- 0	HOME	0- 1	3- 3	3- 3				
1- 11	0- 1	0- 1	AWAY	0- 2	1- 7	1- 2				
0- 0	0- 0	0- 0	NEUTRAL	0- 0	0- 0	0- 0				
2- 9	0- 2	0- 1	NON-CONFERENCE	0- 2	2- 4	2- 2				
1- 3	0- 1	0- 0	HOME	0- 1	1- 1	1- 1				
1- 6	0- 1	0- 1	AWAY	0- 1	1- 3	1- 1				
0- 0	0- 0	0- 0	NEUTRAL	0- 0	0- 0	0- 0				
2- 7	0- 0	0- 0	CONFERENCE	0- 1	2- 6	2- 3				
2- 2	0- 0	0- 0	HOME	0- 0	2- 2	2- 2				
0- 5	0- 0	0- 0	AWAY	0- 1	0- 4	0- 1				
0- 0	0- 0	0- 0	NEUTRAL	0- 0	0- 0	0- 0				

RPI 1-25				RPI 26-50				RPI 51-100				RPI 101+ Team's RPI: 308			
RPI	S	Opponent	Score	RPI	S	Opponent	Score	RPI	S	Opponent	Score	RPI	S	Opponent	Score
13	H	Green Bay	39 76	26	A	DePaul	47 88	89	A	Butler	52 64	106	A	Milwaukee	41 63
20	A	Marquette	30 92					97	A	Drake	46 72	126	A	Missouri St.	36 75
								98	H	Western Mi ch.	47 65	137	A	UNI	41 70
												139	A	Northern Ill.	71 80
												141	A	Southern Ill.	46 62
												236	H	Bradley	57 59
												241	H	Youngstown St.	49 73
												256	H	Indiana St.	65 73
												268	H	Illinois St.	62 59
												286	A	Valparaiso	60 76
												303	A	Fort Wayne	70 79
												317	H	Ill. -Chicago	57 55
												339	A	Chicago St.	46 28
												347	H	Evansville	82 63

LAST 12 Division I GAMES:															
347	H	Evansville	82 63	236	H	Bradley	57 59								
256	H	Indiana St.	65 73	97	A	Drake	46 72								
126	A	Missouri St.	36 75	137	A	UNI	41 70								
141	A	Southern Ill.	46 62	317	H	Ill. -Chicago	57 55								
286	A	Valparaiso	60 76	89	A	Butler	52 64								
268	H	Illinois St.	62 59	13	H	Green Bay	39 76								

Non-Div I Games:

Loyol a Chi cago

Average RPI Win:	215	WON-LOST	WINNING	LAST 10	STRENGTH OF	OPP. STRENGTH	TEAM	ADJ.	CONF.	ADJ CONF.
Average RPI Loss:	154	RECORD	PCT. RANK	GAMES	SCHEDULE	OF SCHEDULE	RPI	RPI	RPI	RPI
DIV. I ONLY	6- 15	282	4- 6	104	269	239	239	15	15	
DIV. I NON-CONF.	2- 9	295	0- 2	86	310	256	256	18	18	

TOTALS	RPI 1-25	RPI 26-50	W-L RECORDS	RPI 51-100	RPI 101-999	RPI 201+				
6- 15	0- 2	0- 0	OVERALL	0- 2	6- 11	4- 4				
4- 5	0- 0	0- 0	HOME	0- 1	4- 4	3- 1				
2- 10	0- 2	0- 0	AWAY	0- 1	2- 7	1- 3				
0- 0	0- 0	0- 0	NEUTRAL	0- 0	0- 0	0- 0				
2- 9	0- 2	0- 0	NON-CONFERENCE	0- 0	2- 7	2- 3				
1- 3	0- 0	0- 0	HOME	0- 0	1- 3	1- 1				
1- 6	0- 2	0- 0	AWAY	0- 0	1- 4	1- 2				
0- 0	0- 0	0- 0	NEUTRAL	0- 0	0- 0	0- 0				
4- 6	0- 0	0- 0	CONFERENCE	0- 2	4- 4	2- 1				
3- 2	0- 0	0- 0	HOME	0- 1	3- 1	2- 0				
1- 4	0- 0	0- 0	AWAY	0- 1	1- 3	0- 1				
0- 0	0- 0	0- 0	NEUTRAL	0- 0	0- 0	0- 0				

RPI 1-25				RPI 26-50				RPI 51-100				RPI 101+ Team's RPI: 239			
RPI	S	Opponent	Score	RPI	S	Opponent	Score	RPI	S	Opponent	Score	RPI	S	Opponent	Score
20	A	Marquette	63 83					72	H	Ameri can	58 71	109	H	George Mason	72 80
22	A	Maryl and	45 114					84	A	Navy	44 73	119	A	Del aware	38 71
												125	H	Georgetown	54 72
												140	A	William & Mary	49 70
												145	A	Bucknel l	68 65
												173	H	Lehigh	67 64
												189	A	Army West Point	47 62
												189	H	Army West Point	62 69
												193	A	Boston U.	56 75
												202	A	Norfol k St.	61 58
												223	H	Holy Cross	77 60
												237	A	Lafayette	54 65
												260	A	Mt. St. Mary' s	63 71
												270	H	Col gate	70 55
												275	A	St. Franci s Brookl yn	47 64
												278	H	Cornel l	78 63
												280	H	Towson	67 76

LAST 12 Division I GAMES:															
189	A	Army West Point	47 62	223	H	Holy Cross	77 60								
173	H	Lehigh	67 64	193	A	Boston U.	56 75								
270	H	Col gate	70 55	189	H	Army West Point	62 69								
145	A	Bucknel l	68 65	84	A	Navy	44 73								
237	A	Lafayette	54 65	119	A	Del aware	38 71								
72	H	Ameri can	58 71	22	A	Maryl and	45 114								

Non-Div I Games:

Loyola Maryl and

Average RPI Win:	208	WON-LOST	WINNING	LAST 10	STRENGTH OF	OPP. STRENGTH	TEAM	ADJ.	CONF.	ADJ CONF.
Average RPI Loss:	147	RECORD	PCT. RANK	GAMES	SCHEDULE	OF SCHEDULE	RPI	RPI	RPI	RPI
DIV. I ONLY	13- 7	88	6- 4	261	140	150	150	12	12	
DIV. I NON-CONF.	7- 3	74	1- 1	306	150	167	167	11	11	

TOTALS	RPI 1-25	RPI 26-50	W-L RECORDS	RPI 51-100	RPI 101-999	RPI 201+				
13- 7	0- 0	0- 1	OVERALL	1- 1	12- 5	8- 3				
7- 4	0- 0	0- 1	HOME	1- 0	6- 3	3- 2				
6- 3	0- 0	0- 0	AWAY	0- 1	6- 2	5- 1				
0- 0	0- 0	0- 0	NEUTRAL	0- 0	0- 0	0- 0				
7- 3	0- 0	0- 1	NON-CONFERENCE	0- 0	7- 2	4- 2				
4- 2	0- 0	0- 1	HOME	0- 0	4- 1	2- 1				
3- 1	0- 0	0- 0	AWAY	0- 0	3- 1	2- 1				
0- 0	0- 0	0- 0	NEUTRAL	0- 0	0- 0	0- 0				
6- 4	0- 0	0- 0	CONFERENCE	1- 1	5- 3	4- 1				
3- 2	0- 0	0- 0	HOME	1- 0	2- 2	1- 1				
3- 2	0- 0	0- 0	AWAY	0- 1	3- 1	3- 0				
0- 0	0- 0	0- 0	NEUTRAL	0- 0	0- 0	0- 0				

RPI 1-25				RPI 26-50				RPI 51-100				RPI 101+ Team's RPI: 150			
RPI	S	Opponent	Score	RPI	S	Opponent	Score	RPI	S	Opponent	Score	RPI	S	Opponent	Score
				45	H	Southern Cal i forn i a	70 80	55	A	Gonzaga	67 77	105	A	Saint Lou i s	62 60
								87	H	Saint Mary's (CA)	69 57	110	H	Mi ami (OH)	84 71
												124	H	BYU	55 67
												156	H	Paci fi c	75 60
												163	A	San Franci sco	60 78
												197	H	UC Santa Barbara	67 61
												205	A	San Di ego	67 53
												205	H	San Di ego	54 60
												207	H	Eastern Mi ch.	73 64
												217	H	CSUN	68 75
												220	A	SMU	60 63
												226	H	Pepperdi ne	75 60
												243	A	UC Ri versi de	67 59
												259	A	Santa Clara	65 51
												277	H	Ari zona	84 70
												300	A	Portl and	63 60
												336	A	Long Beach St.	84 69

LAST 12 Di vi si on I GAMES:															
				205	A	San Di ego	67 53	55	A	Gonzaga	67 77				
				226	H	Pepperdi ne	75 60	259	A	Santa Clara	65 51				
				300	A	Portl and	63 60	156	H	Paci fi c	75 60				
				124	H	BYU	55 67	87	H	Saint Mary's (CA)	69 57				
				205	H	San Di ego	54 60	220	A	SMU	60 63				
				163	A	San Franci sco	60 78	197	H	UC Santa Barbara	67 61				

Non-Di v I Games: Cal St. Dom. Hills 84 52

Loyola Marymount

Average RPI Win:	219	WON-LOST	WINNING	LAST 10	STRENGTH OF	OPP. STRENGTH	TEAM	ADJ.	CONF.	ADJ CONF.
Average RPI Loss:	58	RECORD	PCT. RANK	GAMES	SCHEDULE	OF SCHEDULE	RPI	RPI	RPI	RPI
DIV. I ONLY	11- 8	127	7- 3	90	93	82	82	20	20	
DIV. I NON-CONF.	5- 6	187	2- 2	45	2	65	65	24	24	

TOTALS	RPI 1-25	RPI 26-50	W-L RECORDS	RPI 51-100	RPI 101-999	RPI 201+				
11- 8	0- 3	0- 0	OVERALL	1- 4	10- 1	6- 0				
5- 2	0- 0	0- 0	HOME	1- 1	4- 1	4- 0				
5- 6	0- 3	0- 0	AWAY	0- 3	5- 0	1- 0				
1- 0	0- 0	0- 0	NEUTRAL	0- 0	1- 0	1- 0				
5- 6	0- 3	0- 0	NON-CONFERENCE	1- 3	4- 0	2- 0				
2- 1	0- 0	0- 0	HOME	1- 1	1- 0	1- 0				
2- 5	0- 3	0- 0	AWAY	0- 2	2- 0	0- 0				
1- 0	0- 0	0- 0	NEUTRAL	0- 0	1- 0	1- 0				
6- 2	0- 0	0- 0	CONFERENCE	0- 1	6- 1	4- 0				
3- 1	0- 0	0- 0	HOME	0- 0	3- 1	3- 0				
3- 1	0- 0	0- 0	AWAY	0- 1	3- 0	1- 0				
0- 0	0- 0	0- 0	NEUTRAL	0- 0	0- 0	0- 0				

RPI 1-25				RPI 26-50				RPI 51-100 Team's RPI: 82				RPI 101+			
RPI	S	Opponent	Score	RPI	S	Opponent	Score	RPI	S	Opponent	Score	RPI	S	Opponent	Score
3	A	Mississippi St.	43 83					59	A	Miami (FL)	70 80	107	A	Dartmouth	64 51
6	A	Ohio St.	70 83					61	A	Toledo	64 65	155	A	Hartford	59 44
15	A	Duke	39 69					67	A	Albany (NY)	54 68	160	H	Binghamton	62 66
								68	H	Harvard	76 51	180	A	New Hampshire	56 46
								92	H	Tulane	34 42	181	A	Boston College	61 40
												222	H	Stony Brook	64 56
												269	N	Kennesaw St.	75 39
												276	H	Bryant	70 68
												292	H	Vermont	64 55
												329	A	UMBC	64 50
												329	H	UMBC	69 36

LAST 12 Division I GAMES:															
329	H	UMBC	69 36	160	H	Binghamton	62 66								
180	A	New Hampshire	56 46	222	H	Stony Brook	64 56								
155	A	Hartford	59 44	181	A	Boston College	61 40								
292	H	Vermont	64 55	15	A	Duke	39 69								
67	A	Albany (NY)	54 68	3	A	Mississippi St.	43 83								
329	A	UMBC	64 50	107	A	Dartmouth	64 51								

Non-Div I Games: Maine Maritime 89 49 Me.-Fort Kent 100 40

Maine

Average RPI	Win:	302	WON-LOST	WINNING	LAST 10	STRENGTH OF	OPP. STRENGTH	TEAM	ADJ.	CONF.	ADJ CONF.
Average RPI	Loss:	131	RECORD	PCT. RANK	GAMES	SCHEDULE	OF SCHEDULE	RPI	RPI	RPI	RPI
DIV. I ONLY		8- 12		229	5- 5	217	254	238	238	27	27
DIV. I NON-CONF.		3- 8		268	1- 2	79	231	205	205	26	26

TOTALS	RPI 1-25		RPI 26-50		W-L RECORDS	RPI 51-100		RPI 101-999		RPI 201+	
8- 12	0- 0		0- 2		OVERALL	0- 4		8- 6		8- 3	
5- 3	0- 0		0- 0		HOME	0- 3		5- 0		5- 0	
2- 9	0- 0		0- 2		AWAY	0- 1		2- 6		2- 3	
1- 0	0- 0		0- 0		NEUTRAL	0- 0		1- 0		1- 0	
3- 8	0- 0		0- 2		NON-CONFERENCE	0- 3		3- 3		3- 2	
1- 2	0- 0		0- 0		HOME	0- 2		1- 0		1- 0	
1- 6	0- 0		0- 2		AWAY	0- 1		1- 3		1- 2	
1- 0	0- 0		0- 0		NEUTRAL	0- 0		1- 0		1- 0	
5- 4	0- 0		0- 0		CONFERENCE	0- 1		5- 3		5- 1	
4- 1	0- 0		0- 0		HOME	0- 1		4- 0		4- 0	
1- 3	0- 0		0- 0		AWAY	0- 0		1- 3		1- 1	
0- 0	0- 0		0- 0		NEUTRAL	0- 0		0- 0		0- 0	

RPI 1-25				RPI 26-50				RPI 51-100				RPI 101+				Team's RPI: 238
RPI	S	Opponent	Score	RPI	S	Opponent	Score	RPI	S	Opponent	Score	RPI	S	Opponent	Score	
				28	A	Virginia	47 69	58	H	Quinnipiac	64 80	171	A	Marist	40 65	
				33	A	Californi a	66 87	65	H	Fordham	48 54	180	A	New Hampshi re	55 68	
								67	H	Albany (NY)	56 62	196	A	Siena	51 56	
								80	A	Penn St.	46 78	213	A	Niagara	64 65	
												222	A	Stony Brook	59 74	
												257	A	Sacred Heart	61 65	
												274	A	LIU Brookl yn	72 38	
												275	H	St. Franci s Brookl yn	57 54	
												291	A	Canisi us	59 56	
												291	H	Canisi us	58 39	
												298	N	Coppin St.	74 56	
												302	H	Monmouth	63 53	
												342	H	Iona	67 63	
												343	H	Saint Peter's	76 64	

LAST 12 Divisi on I GAMES:																
				302	H	Monmouth	63 53	291	H	Canisi us	58 39					
				196	A	Siena	51 56	58	H	Quinnipiac	64 80					
				342	H	Iona	67 63	343	H	Saint Peter's	76 64					
				213	A	Niagara	64 65	28	A	Virginia	47 69					
				291	A	Canisi us	59 56	274	A	LIU Brookl yn	72 38					
				171	A	Marist	40 65	180	A	New Hampshi re	55 68					

Non-Div I Games:

Manhattan

Average RPI Win:	268	WON-LOST	WINNING	LAST 10	STRENGTH OF	OPP. STRENGTH	TEAM	ADJ.	CONF.	ADJ CONF.
Average RPI Loss:	120	RECORD	PCT. RANK	GAMES	SCHEDULE	OF SCHEDULE	RPI	RPI	RPI	RPI
DIV. I ONLY	12- 10	149	8- 2	240	225	171	171	27	27	
DIV. I NON-CONF.	4- 8	239	1- 1	178	147	229	229	26	26	

TOTALS	RPI 1-25	RPI 26-50	W-L RECORDS	RPI 51-100	RPI 101-999	RPI 201+				
12- 10	0- 0	0- 2	OVERALL	0- 3	12- 5	11- 1				
6- 2	0- 0	0- 0	HOME	0- 1	6- 1	6- 0				
6- 6	0- 0	0- 0	AWAY	0- 2	6- 4	5- 1				
0- 2	0- 0	0- 2	NEUTRAL	0- 0	0- 0	0- 0				
4- 8	0- 0	0- 2	NON-CONFERENCE	0- 2	4- 4	3- 1				
2- 2	0- 0	0- 0	HOME	0- 1	2- 1	2- 0				
2- 4	0- 0	0- 0	AWAY	0- 1	2- 3	1- 1				
0- 2	0- 0	0- 2	NEUTRAL	0- 0	0- 0	0- 0				
8- 2	0- 0	0- 0	CONFERENCE	0- 1	8- 1	8- 0				
4- 0	0- 0	0- 0	HOME	0- 0	4- 0	4- 0				
4- 2	0- 0	0- 0	AWAY	0- 1	4- 1	4- 0				
0- 0	0- 0	0- 0	NEUTRAL	0- 0	0- 0	0- 0				

RPI	S	Opponent	Score	RPI	S	Opponent	Score	RPI	S	Opponent	Score	RPI	S	Opponent	Score
45	N	Southern Cal i forni a	57 78	58	A	Qui nni pi ac	56 62	107	H	Dartmouth	51 60	153	A	Northeastern	72 78
46	N	Purdue	47 61	84	H	Navy	70 77	168	A	Temple	77 83	193	A	Boston U.	80 52
				94	A	Seton Hal l	60 85	196	A	Si ena	53 58	213	A	Ni agara	84 78
								223	H	Holy Cross	85 74	238	H	Manhattan	65 40
								246	A	Hawai i	63 70	261	H	Fai rfi el d	71 63
								265	A	Ri der	80 69	265	H	Ri der	68 67
								288	A	Massachusetts	88 60	291	A	Can i si us	78 53
								302	H	Monmouth	69 46	328	H	Rhode Isl and	64 42
								343	A	Saint Peter's	86 53				
LAST 12 Di vi si on I GAMES:															
291	A	Can i si us	78 53	238	H	Manhattan	65 40								
213	A	Ni agara	84 78	343	A	Saint Peter's	86 53								
265	H	Ri der	68 67	302	H	Monmouth	69 46								
196	A	Si ena	53 58	265	A	Ri der	80 69								
261	H	Fai rfi el d	71 63	288	A	Massachusetts	88 60								
58	A	Qui nni pi ac	56 62	168	A	Temple	77 83								

Non-Di v I Games:

Marist

Average RPI Win:	140	WON-LOST	WINNING	LAST 10	STRENGTH OF	OPP. STRENGTH	TEAM	ADJ.	CONF.	ADJ CONF.
Average RPI Loss:	39	RECORD	PCT. RANK	GAMES	SCHEDULE	OF SCHEDULE	RPI	RPI	RPI	RPI
DIV. I ONLY	14- 7	77	8- 2	19	34	20	20	6	6	
DIV. I NON-CONF.	6- 5	153	1- 1	17	48	48	48	5	5	

TOTALS	RPI 1-25	RPI 26-50	W-L RECORDS	RPI 51-100	RPI 101-999	RPI 201+				
14- 7	1- 4	2- 1	OVERALL	3- 1	8- 1	3- 0				
9- 0	0- 0	1- 0	HOME	3- 0	5- 0	2- 0				
4- 6	1- 3	1- 1	AWAY	0- 1	2- 1	0- 0				
1- 1	0- 1	0- 0	NEUTRAL	0- 0	1- 0	1- 0				
6- 5	0- 4	0- 0	NON-CONFERENCE	0- 1	6- 0	3- 0				
4- 0	0- 0	0- 0	HOME	0- 0	4- 0	2- 0				
1- 4	0- 3	0- 0	AWAY	0- 1	1- 0	0- 0				
1- 1	0- 1	0- 0	NEUTRAL	0- 0	1- 0	1- 0				
8- 2	1- 0	2- 1	CONFERENCE	3- 0	2- 1	0- 0				
5- 0	0- 0	1- 0	HOME	3- 0	1- 0	0- 0				
3- 2	1- 0	1- 1	AWAY	0- 0	1- 1	0- 0				
0- 0	0- 0	0- 0	NEUTRAL	0- 0	0- 0	0- 0				

RPI 1-25				RPI 26-50				RPI 51-100				RPI 101+			
RPI	S	Opponent	Score	RPI	S	Opponent	Score	RPI	S	Opponent	Score	RPI	S	Opponent	Score
1	A	Notre Dame	85 91	26	A	DePaul	83 95	56	H	St. John's (NY)	74 72	106	A	Milwaukee	83 68
10	N	Tennessee	99 101	26	H	DePaul	93 81	71	A	New Mexico	87 88	125	A	Georgetown	58 85
13	A	Green Bay	55 63	44	A	Creighton	92 77	89	H	Butler	69 67	178	H	Wisconsin	88 65
21	A	Villanova	67 57					94	H	Seton Hall	97 84	184	A	Providence	77 60
24	A	Michigan	76 82									189	H	Army West Point	83 53
												194	H	Xavier	88 67
												231	N	Montana	87 68
												239	H	Loyola Maryland	83 63
												308	H	Loyola Chicago	92 30

LAST 12 Division I GAMES:															
26	A	DePaul	83 95	44	A	Creighton	92 77	26	H	DePaul	93 81	106	A	Milwaukee	83 68
21	A	Villanova	67 57	26	H	DePaul	93 81	71	A	New Mexico	87 88	125	A	Georgetown	58 85
125	A	Georgetown	58 85	94	H	Seton Hall	97 84	89	H	Butler	69 67	178	H	Wisconsin	88 65
194	H	Xavier	88 67	56	H	St. John's (NY)	74 72	94	H	Seton Hall	97 84	184	A	Providence	77 60
89	H	Butler	69 67	1	A	Notre Dame	85 91	89	H	Butler	69 67	189	H	Army West Point	83 53
184	A	Providence	77 60	106	A	Milwaukee	83 68	94	H	Seton Hall	97 84	194	H	Xavier	88 67

Non-Div I Games:

Marquette

Average RPI Win:	321	WON-LOST	WINNING	LAST 10	STRENGTH OF	OPP. STRENGTH	TEAM	ADJ.	CONF.	ADJ CONF.
Average RPI Loss:	164	RECORD	PCT. RANK	GAMES	SCHEDULE	OF SCHEDULE	RPI	RPI	RPI	RPI

DIV. I ONLY	5- 13	286	2- 6	317	201	323	323	18	18
DIV. I NON-CONF.	4- 7	226	1- 2	331	233	322	322	19	19

TOTALS	RPI 1-25	RPI 26-50	W-L RECORDS	RPI 51-100	RPI 101-999	RPI 201+			
5- 13	0- 0	0- 1	OVERALL	0- 3	5- 9	5- 4			
4- 7	0- 0	0- 1	HOME	0- 2	4- 4	4- 2			
1- 6	0- 0	0- 0	AWAY	0- 1	1- 5	1- 2			
0- 0	0- 0	0- 0	NEUTRAL	0- 0	0- 0	0- 0			
4- 7	0- 0	0- 0	NON-CONFERENCE	0- 3	4- 4	4- 1			
3- 4	0- 0	0- 0	HOME	0- 2	3- 2	3- 1			
1- 3	0- 0	0- 0	AWAY	0- 1	1- 2	1- 0			
0- 0	0- 0	0- 0	NEUTRAL	0- 0	0- 0	0- 0			
1- 6	0- 0	0- 1	CONFERENCE	0- 0	1- 5	1- 3			
1- 3	0- 0	0- 1	HOME	0- 0	1- 2	1- 1			
0- 3	0- 0	0- 0	AWAY	0- 0	0- 3	0- 2			
0- 0	0- 0	0- 0	NEUTRAL	0- 0	0- 0	0- 0			

RPI 1-25				RPI 26-50				RPI 51-100				RPI 101+				Team's RPI: 323	
RPI	S	Opponent	Score	RPI	S	Opponent	Score	RPI	S	Opponent	Score	RPI	S	Opponent	Score		
43	H	Western Ky.	66 86					78	H	Ohio	52 54	119	H	Middle Tenn.	57 73		
								80	H	Penn St.	65 80	132	A	Cleveland St.	76 85		
								95	A	Kentucky	39 69	141	H	Southern Ill.	59 64		
												174	A	Florida	69 74		
												185	A	Fla. Atlantic	59 79		
												212	H	Louisiana Tech	65 74		
												272	H	Appalachian St.	54 56		
												285	A	FIU	54 67		
												285	H	FIU	78 75		
												287	H	Morgan St.	73 68		
												319	A	Old Dominion	53 69		
												337	H	Winthrop	70 40		
												346	A	Tennessee St.	71 65		
												349	H	Longwood	90 45		
LAST 12 Division I GAMES:																	
285	H	FIU	78 75	185	A	Fla. Atlantic	59 79										
119	H	Middle Tenn.	57 73	346	A	Tennessee St.	71 65										
43	H	Western Ky.	66 86	272	H	Appalachian St.	54 56										
319	A	Old Dominion	53 69	174	A	Florida	69 74										
212	H	Louisiana Tech	65 74	287	H	Morgan St.	73 68										
285	A	FIU	54 67	141	H	Southern Ill.	59 64										

Non-Div I Games: Ky. Christian 111 38 Alice Lloyd 96 46

Marshall

Average RPI Win:	152	WON-LOST	WINNING	LAST 10	STRENGTH OF	OPP. STRENGTH	TEAM	ADJ.	CONF.	ADJ CONF.
Average RPI Loss:	20	RECORD	PCT. RANK	GAMES	SCHEDULE	OF SCHEDULE	RPI	RPI	RPI	RPI
DIV. I ONLY	18- 3	12	2- 0	80	20	22	22	3	3	
DIV. I NON-CONF.	11- 2	23	1- 0	103	39	30	30	4	4	

TOTALS	RPI 1-25	RPI 26-50	W-L RECORDS	RPI 51-100	RPI 101-999	RPI 201+				
18- 3	1- 2	2- 1	OVERALL	4- 0	11- 0	7- 0				
10- 2	1- 1	1- 1	HOME	2- 0	6- 0	4- 0				
7- 1	0- 1	1- 0	AWAY	2- 0	4- 0	2- 0				
1- 0	0- 0	0- 0	NEUTRAL	0- 0	1- 0	1- 0				
11- 2	0- 2	1- 0	NON-CONFERENCE	2- 0	8- 0	7- 0				
6- 1	0- 1	0- 0	HOME	1- 0	5- 0	4- 0				
4- 1	0- 1	1- 0	AWAY	1- 0	2- 0	2- 0				
1- 0	0- 0	0- 0	NEUTRAL	0- 0	1- 0	1- 0				
7- 1	1- 0	1- 1	CONFERENCE	2- 0	3- 0	0- 0				
4- 1	1- 0	1- 1	HOME	1- 0	1- 0	0- 0				
3- 0	0- 0	0- 0	AWAY	1- 0	2- 0	0- 0				
0- 0	0- 0	0- 0	NEUTRAL	0- 0	0- 0	0- 0				

RPI	S	Opponent	Score	RPI	S	Opponent	Score	RPI	S	Opponent	Score	RPI	S	Opponent	Score
2	A	UConn	72 97	28	A	Virginia	60 59	59	A	Miami (FL)	79 71	111	H	George Washington	80 54
6	H	Ohio St.	99 69	30	H	Iowa	80 64	67	H	Albany (NY)	91 58	175	A	Northwestern	68 65
17	H	South Carolina	86 94	41	H	Michigan St.	68 82	69	H	Indiana	74 70	178	A	Wisconsin	71 44
								80	A	Penn St.	69 65	192	H	Illinois	100 65
												213	H	Niagara	92 65
												219	A	Akron	75 54
												239	H	Loyola Maryland	114 45
												248	H	Howard	111 49
												260	H	Mt. St. Mary's	97 57
												269	N	Kennesaw St.	89 35
												298	A	Coppin St.	113 49

LAST 12 Division I GAMES:															
59	A	Miami (FL)	79 71	30	H	Iowa	80 64	192	H	Illinois	100 65	111	H	George Washington	80 54
175	A	Northwestern	68 65	80	A	Penn St.	69 65	298	A	Coppin St.	113 49	239	H	Loyola Maryland	114 45
6	H	Ohio St.	99 69												
69	H	Indiana	74 70												
41	H	Michigan St.	68 82												
178	A	Wisconsin	71 44												

Non-Div I Games:

Maryland

Average RPI Win:	298	WON-LOST	WINNING	LAST 10	STRENGTH OF	OPP. STRENGTH	TEAM	ADJ.	CONF.	ADJ CONF.
Average RPI Loss:	165	RECORD	PCT. RANK	GAMES	SCHEDULE	OF SCHEDULE	RPI	RPI	RPI	RPI
DIV. I ONLY	8- 11	220	3- 7	340	249	288	288	13	13	
DIV. I NON-CONF.	6- 5	153	2- 1	345	333	289	289	10	10	

TOTALS	RPI 1-25	RPI 26-50	W-L RECORDS	RPI 51-100	RPI 101-999	RPI 201+				
8- 11	0- 0	0- 0	OVERALL	0- 2	8- 9	7- 3				
4- 4	0- 0	0- 0	HOME	0- 1	4- 3	3- 0				
3- 7	0- 0	0- 0	AWAY	0- 1	3- 6	3- 3				
1- 0	0- 0	0- 0	NEUTRAL	0- 0	1- 0	1- 0				
6- 5	0- 0	0- 0	NON-CONFERENCE	0- 0	6- 5	5- 2				
3- 2	0- 0	0- 0	HOME	0- 0	3- 2	2- 0				
2- 3	0- 0	0- 0	AWAY	0- 0	2- 3	2- 2				
1- 0	0- 0	0- 0	NEUTRAL	0- 0	1- 0	1- 0				
2- 6	0- 0	0- 0	CONFERENCE	0- 2	2- 4	2- 1				
1- 2	0- 0	0- 0	HOME	0- 1	1- 1	1- 0				
1- 4	0- 0	0- 0	AWAY	0- 1	1- 3	1- 1				
0- 0	0- 0	0- 0	NEUTRAL	0- 0	0- 0	0- 0				

RPI 1-25				RPI 26-50				RPI 51-100				RPI 101+				Team's RPI: 288
RPI	S	Opponent	Score	RPI	S	Opponent	Score	RPI	S	Opponent	Score	RPI	S	Opponent	Score	
								57	A	Duquesne	57 60	105	A	Saint Louis	63 64	
								65	H	Fordham	51 62	128	H	Liberty	64 61	
												148	A	Davi dson	81 87	
												152	A	North Dakota	52 82	
												153	H	Northeastern	54 64	
												154	H	Saint Joseph's	79 84	
												171	H	Marist	60 88	
												229	A	St. Bonaventure	59 69	
												266	A	North Dakota St.	70 82	
												280	H	Towson	72 49	
												301	A	Incarnate Word	64 45	
												316	H	VCU	79 75	
												318	A	UTRGV	59 67	
												328	A	Rhode Island	61 59	
												338	N	Mi ssi ssi ppi Val .	85 46	
												343	H	Saint Peter's	81 65	
												348	A	UMass Lowell	73 63	

LAST 12 Division I GAMES:																
328	A	Rhode Island	61 59	65	H	Fordham	51 62									
148	A	Davi dson	81 87	57	A	Duquesne	57 60									
316	H	VCU	79 75	171	H	Marist	60 88									
105	A	Saint Louis	63 64	348	A	UMass Lowell	73 63									
154	H	Saint Joseph's	79 84	343	H	Saint Peter's	81 65									
229	A	St. Bonaventure	59 69	338	N	Mi ssi ssi ppi Val .	85 46									

Non-Div I Games: Me.-Fort Kent 111 45 Fisher 121 38

Massachusetts

Average RPI Win: 313
Average RPI Loss: 161

WON-LOST
RECORD

WINNING
PCT. RANK

LAST 10
GAMES

STRENGTH OF
SCHEDULE

OPP. STRENGTH
OF SCHEDULE

TEAM
RPI

ADJ.
RPI

CONF.
RPI

ADJ CONF.
RPI

DIV. I ONLY	5- 11	275	4- 6	311	213	289	289	25	25
DIV. I NON-CONF.	1- 7	310	0- 3	143	112	294	294	25	25
TOTALS	RPI 1-25	RPI 26-50	W-L RECORDS	RPI 51-100	RPI 101-999	RPI 201+			
5- 11	0- 2	0- 0	OVERALL	0- 1	5- 8	5- 5			
2- 5	0- 0	0- 0	HOME	0- 1	2- 4	2- 3			
3- 6	0- 2	0- 0	AWAY	0- 0	3- 4	3- 2			
0- 0	0- 0	0- 0	NEUTRAL	0- 0	0- 0	0- 0			
1- 7	0- 2	0- 0	NON-CONFERENCE	0- 1	1- 4	1- 3			
1- 2	0- 0	0- 0	HOME	0- 1	1- 1	1- 1			
0- 5	0- 2	0- 0	AWAY	0- 0	0- 3	0- 2			
0- 0	0- 0	0- 0	NEUTRAL	0- 0	0- 0	0- 0			
4- 4	0- 0	0- 0	CONFERENCE	0- 0	4- 4	4- 2			
1- 3	0- 0	0- 0	HOME	0- 0	1- 3	1- 2			
3- 1	0- 0	0- 0	AWAY	0- 0	3- 1	3- 0			
0- 0	0- 0	0- 0	NEUTRAL	0- 0	0- 0	0- 0			

RPI 1-25				RPI 26-50				RPI 51-100				RPI 101+ Team's RPI: 289			
RPI	S	Opponent	Score	RPI	S	Opponent	Score	RPI	S	Opponent	Score	RPI	S	Opponent	Score
9	A	Bayl or	34 95					92	H	Tul ane	66 70	136	A	Lamar Uni versi ty	58 83
11	A	Texas	34 100									159	A	Loui si ana	86 98
												182	H	New OrLeans	64 77
												212	A	Loui si ana Tech	62 78
												216	H	Abi lene Chri sti an	75 80
												220	A	SMU	59 65
												254	H	Grambling	60 75
												281	H	Ni chol l's St.	54 61
												294	A	Southeastern La.	77 65
												301	A	Incar nate Word	66 57
												315	H	Northwestern St.	72 67
												326	A	Houston Baptist	86 74
												330	H	La. -Monroe	65 61
LAST 12 Division I GAMES:															
136	A	Lamar University	58 83	315	H	Northwestern St.	72 67								
326	A	Houston Baptist	86 74	301	A	Incar nate Word	66 57								
294	A	Southeastern La.	77 65	220	A	SMU	59 65								
281	H	Ni chol l's St.	54 61	212	A	Loui si ana Tech	62 78								
182	H	New Orleans	64 77	9	A	Bayl or	34 95								
216	H	Abi lene Chri sti an	75 80	159	A	Loui si ana	86 98								

Non-Div I Games: LSU-Alexandria 73 53 Louisiana Col. 84 46 Southern-N. O. 76 61

McNeese

Average RPI Win:	216	WON-LOST	WINNING	LAST 10	STRENGTH OF	OPP. STRENGTH	TEAM	ADJ.	CONF.	ADJ CONF.
Average RPI Loss:	97	RECORD	PCT. RANK	GAMES	SCHEDULE	OF SCHEDULE	RPI	RPI	RPI	RPI
DIV. I ONLY	7- 14	261	4- 6	43	100	179	179	8	8	
DIV. I NON-CONF.	5- 8	220	4- 0	89	188	214	214	7	7	

TOTALS	RPI 1-25	RPI 26-50	W-L RECORDS	RPI 51-100	RPI 101-999	RPI 201+				
7- 14	0- 3	0- 2	OVERALL	1- 1	6- 8	4- 1				
5- 6	0- 1	0- 1	HOME	1- 1	4- 3	4- 0				
2- 5	0- 1	0- 0	AWAY	0- 0	2- 4	0- 1				
0- 3	0- 1	0- 1	NEUTRAL	0- 0	0- 1	0- 0				
5- 8	0- 1	0- 1	NON-CONFERENCE	1- 1	4- 5	3- 1				
4- 3	0- 0	0- 0	HOME	1- 1	3- 2	3- 0				
1- 2	0- 0	0- 0	AWAY	0- 0	1- 2	0- 1				
0- 3	0- 1	0- 1	NEUTRAL	0- 0	0- 1	0- 0				
2- 6	0- 2	0- 1	CONFERENCE	0- 0	2- 3	1- 0				
1- 3	0- 1	0- 1	HOME	0- 0	1- 1	1- 0				
1- 3	0- 1	0- 0	AWAY	0- 0	1- 2	0- 0				
0- 0	0- 0	0- 0	NEUTRAL	0- 0	0- 0	0- 0				

RPI 1-25				RPI 26-50				RPI 51-100				RPI 101+ Team's RPI: 179			
RPI	S	Opponent	Score	RPI	S	Opponent	Score	RPI	S	Opponent	Score	RPI	S	Opponent	Score
2	A	UConn	49 97	26	N	DePaul	67 81	62	H	IUPUI	57 80	113	A	Little Rock	57 86
2	H	UConn	36 93	31	H	South Fla.	62 81	83	H	UAB	64 62	123	N	Kent St.	55 70
6	N	Ohio St.	69 100									129	A	Vanderbilt	71 60
												138	A	Wichita St.	61 69
												138	H	Wichita St.	64 77
												141	H	Southern Ill.	56 68
												166	A	Cincinnati	53 64
												167	A	Tulsa	69 48
												192	H	Illinois	47 63
												212	A	Louisiana Tech	40 65
												228	H	East Carolina	72 36
												254	H	Grambling	57 48
												306	H	Jackson St.	64 53
												346	H	Tennessee St.	79 75

LAST 12 Division I GAMES:															
138	H	Wichita St.	64 77	228	H	East Carolina	72 36								
2	H	UConn	36 93	2	A	UConn	49 97								
166	A	Cincinnati	53 64	254	H	Grambling	57 48								
31	H	South Fla.	62 81	306	H	Jackson St.	64 53								
167	A	Tulsa	69 48	129	A	Vanderbilt	71 60								
138	A	Wichita St.	61 69	83	H	UAB	64 62								

Non-Div I Games:

Memphis

Average RPI Loss: 30

DIV. I ONLY	20- 2	5	10- 0	251	154	66	66	17	17
DIV. I NON-CONF.	13- 2	21	5- 0	252	175	73	73	17	17
TOTALS	RPI 1-25	RPI 26-50	W-L RECORDS	RPI 51-100	RPI 101-999	RPI 201+			
20- 2	0- 1	1- 1	OVERALL	2- 0	17- 0	10- 0			
8- 1	0- 1	0- 0	HOME	0- 0	8- 0	6- 0			
11- 0	0- 0	1- 0	AWAY	2- 0	8- 0	3- 0			
1- 1	0- 0	0- 1	NEUTRAL	0- 0	1- 0	1- 0			
13- 2	0- 1	1- 1	NON-CONFERENCE	1- 0	11- 0	7- 0			
6- 1	0- 1	0- 0	HOME	0- 0	6- 0	4- 0			
6- 0	0- 0	1- 0	AWAY	1- 0	4- 0	2- 0			
1- 1	0- 0	0- 1	NEUTRAL	0- 0	1- 0	1- 0			
7- 0	0- 0	0- 0	CONFERENCE	1- 0	6- 0	3- 0			
2- 0	0- 0	0- 0	HOME	0- 0	2- 0	2- 0			
5- 0	0- 0	0- 0	AWAY	1- 0	4- 0	1- 0			
0- 0	0- 0	0- 0	NEUTRAL	0- 0	0- 0	0- 0			

RPI 1-25				RPI 26-50				RPI 51-100				RPI 101+			
RPI	S	Opponent	Score	RPI	S	Opponent	Score	RPI	S	Opponent	Score	RPI	S	Opponent	Score
16	H	Georgia	54 72	43	N	Western Ky.	62 67	86	A	North Carolina	97 86	111	H	George Washington	61 44
				50	A	UCF	73 64	91	A	Chattanooga	71 50	130	A	ETSU	85 65
												148	H	Davidson	69 54
												177	A	Charlotte	90 74
												185	A	Fla. Atlantic	66 55
												187	A	Furman	86 64
												188	A	Samford	73 59
												230	H	UNCG	80 57
												248	H	Howard	70 44
												251	A	Campbell	58 57
												258	A	UNC Asheville	67 56
												282	A	Wofford	71 46
												316	N	VCU	70 54
												320	H	Western Caro.	72 50
												324	H	Ga. Southern	72 45
												334	H	South Carolina St.	74 53
												337	H	Winthrop	93 45
LAST 12 Division I GAMES:															
				91	A	Chattanooga	71 50	282	A	Wofford	71 46				
				130	A	ETSU	85 65	177	A	Charlotte	90 74				
				320	H	Western Caro.	72 50	86	A	North Carolina	97 86				
				230	H	UNCG	80 57	248	H	Howard	70 44				
				188	A	Samford	73 59	334	H	South Carolina St.	74 53				
				187	A	Furman	86 64	337	H	Winthrop	93 45				

Non-Div I Games:

Mercer

Average RPI Win:	151	WON-LOST RECORD	WINNING PCT. RANK	LAST 10 GAMES	STRENGTH OF SCHEDULE	OPP. STRENGTH OF SCHEDULE	TEAM RPI	ADJ. RPI	CONF. RPI	ADJ CONF. RPI
Average RPI Loss:	49									
DIV. I ONLY	15- 7	74	6- 4	44	28	59	59	1	1	
DIV. I NON-CONF.	10- 3	51	3- 0	176	79	92	92	1	1	

TOTALS	RPI 1-25	RPI 26-50	W-L RECORDS	RPI 51-100	RPI 101-999	RPI 201+				
15- 7	2- 4	1- 0	OVERALL	3- 1	9- 2	4- 0				
10- 4	2- 2	1- 0	HOME	2- 1	5- 1	3- 0				
3- 3	0- 2	0- 0	AWAY	1- 0	2- 1	0- 0				
2- 0	0- 0	0- 0	NEUTRAL	0- 0	2- 0	1- 0				
10- 3	0- 1	1- 0	NON-CONFERENCE	2- 1	7- 1	4- 0				
8- 2	0- 1	1- 0	HOME	2- 1	5- 0	3- 0				
0- 1	0- 0	0- 0	AWAY	0- 0	0- 1	0- 0				
2- 0	0- 0	0- 0	NEUTRAL	0- 0	2- 0	1- 0				
5- 4	2- 3	0- 0	CONFERENCE	1- 0	2- 1	0- 0				
2- 2	2- 1	0- 0	HOME	0- 0	0- 1	0- 0				
3- 2	0- 2	0- 0	AWAY	1- 0	2- 0	0- 0				
0- 0	0- 0	0- 0	NEUTRAL	0- 0	0- 0	0- 0				

RPI S Opponent Score	RPI S Opponent Score	RPI S Opponent Score	RPI S Opponent Score
1 A Notre Dame 76 83	41 H Michigan St. 67 57	56 H St. John's (NY) 64 74	103 H Wake Forest 50 61
5 H Louisville 74 84		75 A Virginia Tech 82 78	118 A Clemson 72 60
7 A Florida St. 67 105		82 H Maine 80 70	141 N Southern Ill. 75 65
15 H Duke 51 48		95 H Kentucky 65 54	146 A Colorado 61 67
22 H Maryland 71 79			151 H Bethune-Cookman 85 39
25 H Syracuse 72 67			181 A Boston College 65 43
			182 H New Orleans 76 46
			273 N Sacramento St. 82 56
			285 H FIU 77 69
			292 H Vermont 73 49
			312 H Alabama St. 79 31

Team's RPI: 59			
LAST 12 Division I GAMES:			
75 A Virginia Tech 82 78	103 H Wake Forest 50 61		
5 H Louisville 74 84	1 A Notre Dame 76 83		
181 A Boston College 65 43	15 H Duke 51 48		
25 H Syracuse 72 67	151 H Bethune-Cookman 85 39		
118 A Clemson 72 60	141 N Southern Ill. 75 65		
7 A Florida St. 67 105	273 N Sacramento St. 82 56		

Non-Div I Games:

Miami (FL)

Average RPI Win:	211	WON-LOST	WINNING	LAST 10	STRENGTH OF	OPP. STRENGTH	TEAM	ADJ.	CONF.	ADJ CONF.
Average RPI Loss:	95	RECORD	PCT. RANK	GAMES	SCHEDULE	OF SCHEDULE	RPI	RPI	RPI	RPI
DIV. I ONLY	12- 8	114	5- 5	145	153	110	110	7	7	
DIV. I NON-CONF.	8- 3	65	3- 0	251	289	95	95	8	8	

TOTALS	RPI 1-25	RPI 26-50	W-L RECORDS	RPI 51-100	RPI 101-999	RPI 201+				
12- 8	0- 1	0- 3	OVERALL	2- 1	10- 3	7- 1				
8- 2	0- 0	0- 1	HOME	1- 0	7- 1	5- 1				
3- 6	0- 1	0- 2	AWAY	1- 1	2- 2	2- 0				
1- 0	0- 0	0- 0	NEUTRAL	0- 0	1- 0	0- 0				
8- 3	0- 0	0- 1	NON-CONFERENCE	1- 0	7- 2	5- 0				
5- 0	0- 0	0- 0	HOME	0- 0	5- 0	4- 0				
2- 3	0- 0	0- 1	AWAY	1- 0	1- 2	1- 0				
1- 0	0- 0	0- 0	NEUTRAL	0- 0	1- 0	0- 0				
4- 5	0- 1	0- 2	CONFERENCE	1- 1	3- 1	2- 1				
3- 2	0- 0	0- 1	HOME	1- 0	2- 1	1- 1				
1- 3	0- 1	0- 1	AWAY	0- 1	1- 0	1- 0				
0- 0	0- 0	0- 0	NEUTRAL	0- 0	0- 0	0- 0				

RPI 1-25				RPI 26-50				RPI 51-100				RPI 101+ Team's RPI: 110			
RPI	S	Opponent	Score	RPI	S	Opponent	Score	RPI	S	Opponent	Score	RPI	S	Opponent	Score
23	A	Buffalo	67 72	32	A	Ball St.	61 86	62	A	IUPUI	96 83	139	H	Northern Ill.	67 65
				36	H	Central Mich.	66 84	78	H	Ohio	64 55	150	A	Loyola Marymount	71 84
				46	A	Purdue	66 75	98	A	Western Mich.	70 81	165	H	Jacksonville St.	58 55
												166	A	Cincinnati	62 73
												199	N	Denver	69 52
												207	A	Eastern Mich.	73 69
												207	H	Eastern Mich.	59 74
												219	H	Akron	75 67
												256	A	Indiana St.	68 56
												286	H	Valparaiso	77 68
												290	H	Detroit Mercy	91 64
												291	H	Canisius	72 47
												335	H	Florida A&M	73 33

LAST 12 Division I GAMES:															
78	H	Ohio	64 55	36	H	Central Mich.	66 84	139	H	Northern Ill.	67 65	335	H	Florida A&M	73 33
207	A	Eastern Mich.	73 69	32	A	Ball St.	61 86	256	A	Indiana St.	68 56	165	H	Jacksonville St.	58 55
98	A	Western Mich.	70 81												
219	H	Akron	75 67												
207	H	Eastern Mich.	59 74												
23	A	Buffalo	67 72												

Non-Div I Games:

Average RPI Win:	150	WON-LOST	WINNING	LAST 10	STRENGTH OF	OPP. STRENGTH	TEAM	ADJ.	CONF.	ADJ CONF.
Average RPI Loss:	11	RECORD	PCT. RANK	GAMES	SCHEDULE	OF SCHEDULE	RPI	RPI	RPI	RPI
DIV. I ONLY	19- 4	23	8- 2	73	17	24	24	3	3	
DIV. I NON-CONF.	11- 2	23	2- 0	141	59	45	45	4	4	

TOTALS	RPI 1-25	RPI 26-50	W-L RECORDS	RPI 51-100	RPI 101-999	RPI 201+				
19- 4	2- 3	2- 1	OVERALL	3- 0	12- 0	5- 0				
12- 2	1- 2	1- 0	HOME	2- 0	8- 0	3- 0				
7- 2	1- 1	1- 1	AWAY	1- 0	4- 0	2- 0				
0- 0	0- 0	0- 0	NEUTRAL	0- 0	0- 0	0- 0				
11- 2	1- 2	0- 0	NON-CONFERENCE	1- 0	9- 0	5- 0				
8- 1	1- 1	0- 0	HOME	0- 0	7- 0	3- 0				
3- 1	0- 1	0- 0	AWAY	1- 0	2- 0	2- 0				
0- 0	0- 0	0- 0	NEUTRAL	0- 0	0- 0	0- 0				
8- 2	1- 1	2- 1	CONFERENCE	2- 0	3- 0	0- 0				
4- 1	0- 1	1- 0	HOME	2- 0	1- 0	0- 0				
4- 1	1- 0	1- 1	AWAY	0- 0	2- 0	0- 0				
0- 0	0- 0	0- 0	NEUTRAL	0- 0	0- 0	0- 0				

RPI 1-25				RPI 26-50				RPI 51-100				RPI 101+			
RPI	S	Opponent	Score	RPI	S	Opponent	Score	RPI	S	Opponent	Score	RPI	S	Opponent	Score
1	H	Notre Dame	63 83	30	A	Iowa	72 82	69	H	Indiana	84 79	109	H	George Mason	75 61
5	A	Louisville	49 74	41	H	Michigan St.	74 48	78	A	Ohio	74 61	123	H	Kent St.	54 41
6	A	Ohio St.	84 75	47	A	Nebraska	69 64	80	H	Penn St.	89 69	128	H	Liberty	74 50
6	H	Ohio St.	71 78									175	A	Northwestern	80 59
20	H	Marquette	82 76									178	A	Wisconsin	80 57

Average RPI Win: 166		WON-LOST	WINNING	LAST 10	STRENGTH OF		OPP. STRENGTH	TEAM	ADJ.	CONF.	ADJ CONF.
Loss: 29		RECORD	PCT. RANK	GAMES	SCHEDULE		OF SCHEDULE	RPI	RPI	RPI	RPI
DIV. I ONLY		14- 8	100	5- 5	37		25	41	41	3	3
DIV. I NON-CONF.		10- 3	51	3- 0	81		55	36	36	4	4
TOTALS		RPI 1-25	RPI 26-50		W-L RECORDS		RPI 51-100	RPI 101-999		RPI 201+	
14- 8	1- 5	1- 0		OVERALL		3- 3	9- 0		4- 0		
7- 2	0- 1	0- 0		HOME		2- 1	5- 0		2- 0		
5- 5	1- 3	0- 0		AWAY		1- 2	3- 0		1- 0		
2- 1	0- 1	1- 0		NEUTRAL		0- 0	1- 0		1- 0		
10- 3	0- 2	1- 0		NON-CONFERENCE		2- 1	7- 0		4- 0		
6- 0	0- 0	0- 0		HOME		2- 0	4- 0		2- 0		
2- 2	0- 1	0- 0		AWAY		0- 1	2- 0		1- 0		
2- 1	0- 1	1- 0		NEUTRAL		0- 0	1- 0		1- 0		
4- 5	1- 3	0- 0		CONFERENCE		1- 2	2- 0		0- 0		
1- 2	0- 1	0- 0		HOME		0- 1	1- 0		0- 0		
3- 3	1- 2	0- 0		AWAY		1- 1	1- 0		0- 0		
0- 0	0- 0	0- 0		NEUTRAL		0- 0	0- 0		0- 0		

RPI 1-25					RPI 26-50					RPI 51-100					RPI 101+				
RPI	S	Opponent	Score		RPI	S	Opponent	Score		RPI	S	Opponent	Score		RPI	S	Opponent	Score	
1	A	Notre Dame	59	90	31	N	South Fla.	83	73	52	A	Minnesota	77	83	130	A	ETSU	83	74
2	N	UConn	62	96						58	H	Quinnipiac	74	55	157	H	Robert Morris	100	58
6	A	Ohio St.	62	78						59	A	Miami (FL)	57	67	175	H	Northwestern	81	51
19	H	Rutgers	58	61						69	A	Indiana	68	46	183	H	Oakland	95	63
22	A	Maryland	82	68						69	H	Indiana	65	69	192	A	Illinois	67	55
24	A	Michigan	48	74						98	H	Western Mich.	65	62	255	H	Col. of Charleston	107	43
LAST 12 Division I GAMES:																			
6	A	Ohio St.	62	78	175	H	Northwestern	81	51										
24	A	Michigan	48	74	19	H	Rutgers	58	61										
69	H	Indiana	65	69	69	A	Indiana	68	46										
192	A	Illinois	67	55	338	N	Mississippi Val.	83	64										
22	A	Maryland	82	68	31	N	South Fla.	83	73										
52	A	Minnesota	77	83	58	H	Quinnipiac	74	55										

Non-Div I Games:

Mi chi gan St.

Average RPI Win:	234	WON-LOST	WINNING	LAST 10	STRENGTH OF	OPP. STRENGTH	TEAM	ADJ.	CONF.	ADJ CONF.
Average RPI Loss:	76	RECORD	PCT. RANK	GAMES	SCHEDULE	OF SCHEDULE	RPI	RPI	RPI	RPI
DIV. I ONLY	13- 8	107	7- 3	194	119	119	119	18	18	
DIV. I NON-CONF.	8- 5	111	2- 2	250	63	120	120	19	19	

TOTALS	RPI 1-25	RPI 26-50	W-L RECORDS	RPI 51-100	RPI 101-999	RPI 201+				
13- 8	0- 1	0- 2	OVERALL	1- 4	12- 1	9- 0				
7- 2	0- 0	0- 0	HOME	1- 1	6- 1	5- 0				
5- 5	0- 1	0- 1	AWAY	0- 3	5- 0	3- 0				
1- 1	0- 0	0- 1	NEUTRAL	0- 0	1- 0	1- 0				
8- 5	0- 1	0- 1	NON-CONFERENCE	1- 3	7- 0	6- 0				
5- 0	0- 0	0- 0	HOME	1- 0	4- 0	4- 0				
2- 4	0- 1	0- 0	AWAY	0- 3	2- 0	1- 0				
1- 1	0- 0	0- 1	NEUTRAL	0- 0	1- 0	1- 0				
5- 3	0- 0	0- 1	CONFERENCE	0- 1	5- 1	3- 0				
2- 2	0- 0	0- 0	HOME	0- 1	2- 1	1- 0				
3- 1	0- 0	0- 1	AWAY	0- 0	3- 0	2- 0				
0- 0	0- 0	0- 0	NEUTRAL	0- 0	0- 0	0- 0				

RPI 1-25				RPI 26-50				RPI 51-100				RPI 101+ Team's RPI: 119			
RPI	S	Opponent	Score	RPI	S	Opponent	Score	RPI	S	Opponent	Score	RPI	S	Opponent	Score
5	A	Louisville	26 80	43	A	Western Ky.	43 57	73	A	Georgia Tech	45 48	117	A	UTEP	54 45
				45	N	Southern California	57 72	83	H	UAB	51 59	129	A	Vanderbilt	65 54
								92	A	Tulane	44 62	169	H	Southern Miss.	53 61
								95	H	Kentucky	62 57	177	H	Charlotte	64 45
								100	A	Ole Miss	56 65	218	H	Troy	73 57
												234	H	North Texas	56 48
												253	H	Lipscomb	72 48
												258	A	UNC Asheville	72 57
												291	N	Canisius	55 45
												298	H	Coppin St.	69 39
												314	A	UTSA	62 47
												323	A	Marshall	73 57
												333	H	Tennessee Tech	58 44

LAST 12 Division I GAMES:															
177	H	Charlotte	64 45	83	H	UAB	51 59								
323	A	Marshall	73 57	43	A	Western Ky.	43 57								
169	H	Southern Miss.	53 61	95	H	Kentucky	62 57								
234	H	North Texas	56 48	291	N	Canisius	55 45								
117	A	UTEP	54 45	45	N	Southern California	57 72								
314	A	UTSA	62 47	92	A	Tulane	44 62								

Non-Div I Games:

Middle Tenn.

Average RPI Win:	245	WON-LOST	WINNING	LAST 10	STRENGTH OF	OPP. STRENGTH	TEAM	ADJ.	CONF.	ADJ CONF.
Average RPI Loss:	57	RECORD	PCT. RANK	GAMES	SCHEDULE	OF SCHEDULE	RPI	RPI	RPI	RPI
DIV. I ONLY	16- 6	58	7- 3	256	159	106	106	11	11	
DIV. I NON-CONF.	9- 3	61	1- 1	288	161	114	114	12	12	

TOTALS	RPI 1-25	RPI 26-50	W-L RECORDS	RPI 51-100	RPI 101-999	RPI 201+				
16- 6	0- 2	0- 1	OVERALL	0- 2	16- 1	11- 0				
6- 2	0- 1	0- 0	HOME	0- 1	6- 0	5- 0				
9- 3	0- 1	0- 0	AWAY	0- 1	9- 1	5- 0				
1- 1	0- 0	0- 1	NEUTRAL	0- 0	1- 0	1- 0				
9- 3	0- 1	0- 1	NON-CONFERENCE	0- 1	9- 0	6- 0				
3- 1	0- 1	0- 0	HOME	0- 0	3- 0	3- 0				
5- 1	0- 0	0- 0	AWAY	0- 1	5- 0	2- 0				
1- 1	0- 0	0- 1	NEUTRAL	0- 0	1- 0	1- 0				
7- 3	0- 1	0- 0	CONFERENCE	0- 1	7- 1	5- 0				
3- 1	0- 0	0- 0	HOME	0- 1	3- 0	2- 0				
4- 2	0- 1	0- 0	AWAY	0- 0	4- 1	3- 0				
0- 0	0- 0	0- 0	NEUTRAL	0- 0	0- 0	0- 0				

RPI 1-25				RPI 26-50				RPI 51-100				RPI 101+ Team's RPI: 106			
RPI	S	Opponent	Score	RPI	S	Opponent	Score	RPI	S	Opponent	Score	RPI	S	Opponent	Score
13	A	Green Bay	29 52	49	N	Houston	59 74	62	H	IUPUI	68 70	102	A	Wright St.	51 56
20	H	Marquette	68 83					97	A	Drake	73 77	116	A	Western Ill.	77 67
												132	H	Cleveland St.	79 72
												175	A	Northwestern	66 57
												178	A	Wisconsin	67 64
												183	A	Oakland	74 62
												217	N	CSUN	58 50
												241	H	Youngstown St.	62 61
												266	H	North Dakota St.	74 38
												267	A	Northern Ky.	52 49
												268	H	Illinois St.	61 59
												290	A	Detroit Mercy	70 61
												303	A	Fort Wayne	60 48
												308	H	Loyola Chicago	63 41
												317	A	Ill.-Chicago	76 53
												317	H	Ill.-Chicago	59 44
												339	A	Chicago St.	84 59

LAST 12 Division I GAMES:															
317	H	Ill.-Chicago	59 44	132	H	Cleveland St.	79 72								
62	H	IUPUI	68 70	13	A	Green Bay	29 52								
290	A	Detroit Mercy	70 61	102	A	Wright St.	51 56								
183	A	Oakland	74 62	267	A	Northern Ky.	52 49								
317	A	Ill.-Chicago	76 53	339	A	Chicago St.	84 59								
241	H	Youngstown St.	62 61	20	H	Marquette	68 83								

Non-Div I Games:

Milwaukee

Average RPI Win:	166	WON-LOST	WINNING	LAST 10	STRENGTH OF	OPP. STRENGTH	TEAM	ADJ.	CONF.	ADJ CONF.
Average RPI Loss:	73	RECORD	PCT. RANK	GAMES	SCHEDULE	OF SCHEDULE	RPI	RPI	RPI	RPI
DIV. I ONLY	16- 5	45	7- 3	143	52	52	52	3	3	
DIV. I NON-CONF.	11- 2	23	3- 1	276	127	68	68	4	4	

TOTALS	RPI 1-25	RPI 26-50	W-L RECORDS	RPI 51-100	RPI 101-999	RPI 201+				
16- 5	0- 2	2- 1	OVERALL	1- 1	13- 1	4- 1				
10- 1	0- 0	2- 1	HOME	0- 0	8- 0	3- 0				
5- 4	0- 2	0- 0	AWAY	1- 1	4- 1	1- 1				
1- 0	0- 0	0- 0	NEUTRAL	0- 0	1- 0	0- 0				
11- 2	0- 0	0- 0	NON-CONFERENCE	0- 1	11- 1	4- 1				
7- 0	0- 0	0- 0	HOME	0- 0	7- 0	3- 0				
3- 2	0- 0	0- 0	AWAY	0- 1	3- 1	1- 1				
1- 0	0- 0	0- 0	NEUTRAL	0- 0	1- 0	0- 0				
5- 3	0- 2	2- 1	CONFERENCE	1- 0	2- 0	0- 0				
3- 1	0- 0	2- 1	HOME	0- 0	1- 0	0- 0				
2- 2	0- 2	0- 0	AWAY	1- 0	1- 0	0- 0				
0- 0	0- 0	0- 0	NEUTRAL	0- 0	0- 0	0- 0				

RPI 1-25				RPI 26-50				RPI 51-100				RPI 101+			
RPI	S	Opponent	Score	RPI	S	Opponent	Score	RPI	S	Opponent	Score	RPI	S	Opponent	Score
6	A	Ohio St.	75 91	30	H	Iowa	77 72	80	A	Penn St.	91 71	103	N	Wake Forest	93 81
19	A	Rutgers	70 80	41	H	Michigan St.	83 77	86	A	North Carolina	83 88	104	A	UNLV	79 72
				47	H	Nebraska	74 79					125	A	Georgetown	73 63
												170	H	Cal Poly	112 68
												173	H	Lehigh	107 73
												175	A	Northwestern	90 63
												178	H	Wisconsin	90 65
												181	H	Boston College	78 68
												194	H	Xavier	74 62
												205	A	San Diego	69 72
												207	H	Eastern Mich.	80 56
												243	H	UC Riverside	101 75
												316	H	VCU	108 63
												328	A	Rhode Island	82 60

Team's RPI: 52															
LAST 12 Division I GAMES:															
				30	H	Iowa	77 72	47	H	Nebraska	74 79				
				178	H	Wisconsin	90 65	175	A	Northwestern	90 63				
				19	A	Rutgers	70 80	243	H	UC Riverside	101 75				
				80	A	Penn St.	91 71	170	H	Cal Poly	112 68				
				41	H	Michigan St.	83 77	205	A	San Diego	69 72				
				6	A	Ohio St.	75 91	125	A	Georgetown	73 63				

Non-Div I Games:

Minnesota

Average RPI	Win:	102	WON-LOST	WINNING	LAST 10	STRENGTH OF	OPP. STRENGTH	TEAM	ADJ.	CONF.	ADJ CONF.
Average RPI	Loss:	0	RECORD	PCT. RANK	GAMES	SCHEDULE	OF SCHEDULE	RPI	RPI	RPI	RPI
DIV. I ONLY		22- 0		1	10- 0	13	31	3	3	2	2
DIV. I NON-CONF.		14- 0		1	4- 0	33	30	3	3	2	2

TOTALS	RPI 1-25		RPI 26-50		W-L RECORDS	RPI 51-100		RPI 101-999		RPI 201+	
22- 0	5- 0		3- 0		OVERALL	6- 0		8- 0		2- 0	
12- 0	1- 0		1- 0		HOME	5- 0		5- 0		2- 0	
5- 0	2- 0		1- 0		AWAY	1- 0		1- 0		0- 0	
5- 0	2- 0		1- 0		NEUTRAL	0- 0		2- 0		0- 0	
14- 0	3- 0		2- 0		NON-CONFERENCE	2- 0		7- 0		2- 0	
8- 0	1- 0		1- 0		HOME	2- 0		4- 0		2- 0	
1- 0	0- 0		0- 0		AWAY	0- 0		1- 0		0- 0	
5- 0	2- 0		1- 0		NEUTRAL	0- 0		2- 0		0- 0	
8- 0	2- 0		1- 0		CONFERENCE	4- 0		1- 0		0- 0	
4- 0	0- 0		0- 0		HOME	3- 0		1- 0		0- 0	
4- 0	2- 0		1- 0		AWAY	1- 0		0- 0		0- 0	
0- 0	0- 0		0- 0		NEUTRAL	0- 0		0- 0		0- 0	

RPI	S	Opponent	Score	RPI	S	Opponent	Score	RPI	S	Opponent	Score	RPI	S	Opponent	Score
4	H	Oregon	90 79	28	H	Virginia	68 53	63	H	Oklahoma St.	79 76	104	A	UNLV	103 63
10	A	Tennessee	71 52	29	N	Arizona St.	65 57	82	H	Maine	83 43	113	H	Little Rock	86 48
13	N	Green Bay	67 46	35	A	LSU	83 70	85	H	Alabama	75 61	159	N	Louisiana	94 37
16	A	Georgia	86 62					93	H	Arkansas	111 69	169	H	Southern Miss.	91 56
25	N	Syracuse	76 65					100	A	Ole Miss	69 49	174	H	Florida	90 53
								100	H	Ole Miss	76 45	195	N	Columbia	90 54
												313	H	Georgia St.	106 50
												338	H	Mississippi Val.	112 36

LAST 12 Division I GAMES:															
100	A	Ole Miss	69 49	93	H	Arkansas	111 69	16	A	Georgia	86 62	338	H	Mississippi Val.	112 36
174	H	Florida	90 53	82	H	Maine	83 43	25	N	Syracuse	76 65	104	A	UNLV	103 63
10	A	Tennessee	71 52												
85	H	Alabama	75 61												
100	H	Ole Miss	76 45												
35	A	LSU	83 70												

Non-Div I Games:

Mississippi St.

Average RPI Win: 306		WON-LOST	WINNING	LAST 10	STRENGTH OF		OPP. STRENGTH	TEAM	ADJ.	CONF.	ADJ CONF.
Average RPI Loss: 200		RECORD	PCT. RANK	GAMES	SCHEDULE		OF SCHEDULE	RPI	RPI	RPI	RPI
DIV. I ONLY		1- 20	346	1- 9	235		323	338	338	32	32
DIV. I NON-CONF.		0- 12	337	0- 3	85		200	301	301	32	32

TOTALS		RPI 1-25		RPI 26-50	W-L RECORDS		RPI 51-100	RPI 101-999		RPI 201+	
1- 20	0- 1			0- 3	OVERALL		0- 2	1- 14		1- 11	
1- 5	0- 0			0- 0	HOME		0- 0	1- 5		1- 4	
0- 10	0- 0			0- 0	AWAY		0- 0	0- 0		0- 0	
0- 5	0- 0			0- 2	NEUTRAL		0- 1	0- 2		0- 2	
0- 12	0- 1			0- 3	NON-CONFERENCE		0- 2	0- 6		0- 4	
0- 1	0- 0			0- 0	HOME		0- 0	0- 1		0- 1	
0- 6	0- 1			0- 1	AWAY		0- 1	0- 3		0- 1	
0- 5	0- 0			0- 2	NEUTRAL		0- 1	0- 2		0- 2	
1- 8	0- 0			0- 0	CONFERENCE		0- 0	1- 8		1- 7	
1- 4	0- 0			0- 0	HOME		0- 0	1- 4		1- 3	
0- 4	0- 0			0- 0	AWAY		0- 0	0- 4		0- 4	
0- 0	0- 0			0- 0	NEUTRAL		0- 0	0- 0		0- 0	

RPI 1-25				RPI 26-50				RPI 51-100				RPI 101+ Team's RPI: 338			
RPI	S	Opponent	Score	RPI	S	Opponent	Score	RPI	S	Opponent	Score	RPI	S	Opponent	Score
3	A	Mi ssi ssi ppi St.	36 112	41	N	Mi chi gan St.	64 83	83	A	UAB	72 87	146	A	Col orado	48 85
				43	A	Western Ky.	48 87	97	N	Drake	60 96	169	A	Southern Mi ss.	69 84
				48	N	Dayton	46 65					186	H	Southern U.	54 70
												240	A	Texas Southern	39 55
												254	H	Grambl ing	62 64
												271	H	Al corn	70 76
												281	H	Ni cho lls St.	57 62
												283	A	Prai rie View	73 78
												288	N	Massachusetts	46 85
												296	A	Al abama A&M	48 65
												297	A	Murray St.	63 64
												306	H	Jackson St.	72 61
												312	A	Al abama St.	41 76
												314	N	UTSA	55 68
												340	H	Ark. -Pi ne Bl uff	59 64

LAST 12 Di vi si on I GAMES:															
254	H	Grambl ing	62 64	296	A	Al abama A&M	48 65	312	A	Al abama St.	41 76	340	H	Ark. -Pi ne Bl uff	59 64
306	H	Jackson St.	72 61	312	A	Al abama St.	41 76	340	H	Ark. -Pi ne Bl uff	59 64	3	A	Mi ssi ssi ppi St.	36 112
283	A	Prai rie View	73 78	340	H	Ark. -Pi ne Bl uff	59 64	3	A	Mi ssi ssi ppi St.	36 112	41	N	Mi chi gan St.	64 83
240	A	Texas Southern	39 55	3	A	Mi ssi ssi ppi St.	36 112	41	N	Mi chi gan St.	64 83	48	N	Dayton	46 65
186	H	Southern U.	54 70	41	N	Mi chi gan St.	64 83								
271	H	Al corn	70 76	48	N	Dayton	46 65								

Non-Di v I Games:

Average RPI Win:	117	WON-LOST	WINNING	LAST 10	STRENGTH OF	OPP. STRENGTH	TEAM	ADJ.	CONF.	ADJ CONF.
Average RPI Loss:	28	RECORD	PCT. RANK	GAMES	SCHEDULE	OF SCHEDULE	RPI	RPI	RPI	RPI
DIV. I ONLY	17- 4	25	7- 3	23	29	12	12	2	2	
DIV. I NON-CONF.	12- 1	6	4- 0	58	36	12	12	2	2	

TOTALS	RPI 1-25	RPI 26-50	W-L RECORDS	RPI 51-100	RPI 101-999	RPI 201+				
17- 4	1- 2	1- 2	OVERALL	6- 0	9- 0	1- 0				
8- 1	1- 0	0- 1	HOME	2- 0	5- 0	0- 0				
5- 2	0- 2	1- 0	AWAY	2- 0	2- 0	0- 0				
4- 1	0- 0	0- 1	NEUTRAL	2- 0	2- 0	1- 0				
12- 1	0- 0	1- 1	NON-CONFERENCE	3- 0	8- 0	1- 0				
6- 0	0- 0	0- 0	HOME	1- 0	5- 0	0- 0				
2- 0	0- 0	1- 0	AWAY	0- 0	1- 0	0- 0				
4- 1	0- 0	0- 1	NEUTRAL	2- 0	2- 0	1- 0				
5- 3	1- 2	0- 1	CONFERENCE	3- 0	1- 0	0- 0				
2- 1	1- 0	0- 1	HOME	1- 0	0- 0	0- 0				
3- 2	0- 2	0- 0	AWAY	2- 0	1- 0	0- 0				
0- 0	0- 0	0- 0	NEUTRAL	0- 0	0- 0	0- 0				

RPI	S	Opponent	Score	RPI	S	Opponent	Score	RPI	S	Opponent	Score	RPI	S	Opponent	Score
16	A	Georgia	50 62	33	A	Cal i forni a	55 52	58	N	Qui nni pi ac	66 51	102	H	Wright St.	82 80
17	A	South Carolina	54 64	35	H	LSU	65 69	69	N	Indi ana	75 55	105	H	Saint Louis	70 58
17	H	South Carolina	83 74	43	N	Western Ky.	76 79	70	H	Kansas St.	73 59	126	A	Missouri St.	69 59
								85	A	Al abama	62 56	129	A	Vanderbil t	81 70
								93	H	Arkansas	88 54	135	H	SIUE	78 48
								100	A	Ole Miss	67 48	182	H	New Orleans	81 45
												192	H	Ill i noi s	72 55
												194	N	Xavi er	74 48
												298	N	Coppi n St.	73 50

LAST 12 Division I GAMES:															
17	A	South Carolina	54 64	35	H	LSU	65 69	85	A	Al abama	62 56	192	H	Ill i noi s	72 55
16	A	Georgia	50 62	85	A	Al abama	62 56	194	N	Xavi er	74 48	69	N	Indi ana	75 55
93	H	Arkansas	88 54	192	H	Ill i noi s	72 55	135	H	SIUE	78 48				
100	A	Ole Miss	67 48												
129	A	Vanderbil t	81 70												
17	H	South Carolina	83 74												

Non-Div I Games:

Missouri

Average RPI Win:	234	WON-LOST	WINNING	LAST 10	STRENGTH OF	OPP. STRENGTH	TEAM	ADJ.	CONF.	ADJ CONF.
Average RPI Loss:	82	RECORD	PCT. RANK	GAMES	SCHEDULE	OF SCHEDULE	RPI	RPI	RPI	RPI
DIV. I ONLY	10- 9	154	7- 3	114	167	126	126	24	24	
DIV. I NON-CONF.	3- 7	254	2- 1	12	57	152	152	22	22	

TOTALS	RPI 1-25	RPI 26-50	W-L RECORDS	RPI 51-100	RPI 101-999	RPI 201+				
10- 9	0- 2	0- 1	OVERALL	0- 2	10- 4	6- 0				
6- 2	0- 1	0- 0	HOME	0- 1	6- 0	2- 0				
4- 5	0- 0	0- 1	AWAY	0- 1	4- 3	4- 0				
0- 2	0- 1	0- 0	NEUTRAL	0- 0	0- 1	0- 0				
3- 7	0- 2	0- 1	NON-CONFERENCE	0- 1	3- 3	0- 0				
3- 1	0- 1	0- 0	HOME	0- 0	3- 0	0- 0				
0- 4	0- 0	0- 1	AWAY	0- 1	0- 2	0- 0				
0- 2	0- 1	0- 0	NEUTRAL	0- 0	0- 1	0- 0				
7- 2	0- 0	0- 0	CONFERENCE	0- 1	7- 1	6- 0				
3- 1	0- 0	0- 0	HOME	0- 1	3- 0	2- 0				
4- 1	0- 0	0- 0	AWAY	0- 0	4- 1	4- 0				
0- 0	0- 0	0- 0	NEUTRAL	0- 0	0- 0	0- 0				

RPI 1-25				RPI 26-50				RPI 51-100				RPI 101+				Team's RPI: 126
RPI	S	Opponent	Score	RPI	S	Opponent	Score	RPI	S	Opponent	Score	RPI	S	Opponent	Score	
9	N	Bayl or	58 100	32	A	Bal l St.	58 70	85	A	Al abama	61 65	108	N	Penn	60 65	
12	H	Mi ssouri	59 69					97	H	Drake	68 80	113	A	Li ttle Rock	51 63	
												137	H	UNI	62 52	
												138	A	Wi chi ta St.	58 72	
												138	H	Wi chi ta St.	94 71	
												141	A	Southern Ill.	69 71	
												175	H	Northwestern	90 59	
												190	H	Oral Roberts	76 66	
												236	A	Bradley	71 65	
												256	A	Indiana St.	77 63	
												268	A	Illinois St.	56 50	
												286	H	Valparaiso	83 60	
												308	H	Loyola Chicago	75 36	
												347	A	Evansville	95 65	

LAST 12 Division I GAMES:																
141	A	Southern Ill.	69 71	97	H	Drake	68 80									
308	H	Loyola Chicago	75 36	347	A	Evansville	95 65									
286	H	Valparaiso	83 60	256	A	Indiana St.	77 63									
236	A	Bradley	71 65	85	A	Al abama	61 65									
268	A	Illinois St.	56 50	175	H	Northwestern	90 59									
137	H	UNI	62 52	190	H	Oral Roberts	76 66									

Non-Div I Games: Central Mo. 62 36

Missouri St.

Monmouth

M
o
n
m
o
u
t
h

Monmouth

Average RPI	Win: 257	WON-LOST RECORD	WINNING PCT. RANK	LAST 10 GAMES	STRENGTH OF SCHEDULE	OPP. STRENGTH OF SCHEDULE	TEAM RPI	ADJ. RPI	CONF. RPI	ADJ CONF. RPI
Average RPI	Loss: 127									
DIV. I ONLY	10- 9	154	7- 2	288	166	231	231	19	19	
DIV. I NON-CONF.	3- 7	254	0- 2	150	209	272	272	14	14	
TOTALS	RPI 1-25	RPI 26-50	W-L RECORDS	RPI 51-100	RPI 101-999	RPI 201+				
10- 9	0- 1	0- 0	OVERALL	0- 4	10- 4	7- 3				
7- 3	0- 0	0- 0	HOME	0- 2	7- 1	5- 1				
3- 4	0- 0	0- 0	AWAY	0- 2	3- 2	2- 1				
0- 2	0- 1	0- 0	NEUTRAL	0- 0	0- 1	0- 1				
3- 7	0- 1	0- 0	NON-CONFERENCE	0- 3	3- 3	2- 2				
3- 3	0- 0	0- 0	HOME	0- 2	3- 1	2- 1				
0- 2	0- 0	0- 0	AWAY	0- 1	0- 1	0- 0				
0- 2	0- 1	0- 0	NEUTRAL	0- 0	0- 1	0- 1				
7- 2	0- 0	0- 0	CONFERENCE	0- 1	7- 1	5- 1				
4- 0	0- 0	0- 0	HOME	0- 0	4- 0	3- 0				
3- 2	0- 0	0- 0	AWAY	0- 1	3- 1	2- 1				
0- 0	0- 0	0- 0	NEUTRAL	0- 0	0- 0	0- 0				

RPI	S	Opponent	Score	RPI	S	Opponent	Score	RPI	S	Opponent	Score	RPI	S	Opponent	Score
20	N	Marquette	68 87					51	A	Northern Colo.	50 68	112	H	SFA	60 52
								54	A	Wyoming	62 67	133	H	Portland St.	69 53
								55	H	Gonzaga	55 70	152	A	North Dakota	54 43
								95	H	Kentucky	54 71	191	A	Fresno St.	58 61
												210	A	Montana St.	64 81
												214	H	Seattle U	64 78
												256	N	Indiana St.	45 57
												273	H	Sacramento St.	68 59
												299	H	Cal St. Fullerton	68 47
												307	A	Southern Utah	74 65
												307	H	Southern Utah	81 71
												327	A	Northern Ariz.	69 52
												327	H	Northern Ariz.	70 62
												336	H	Long Beach St.	67 60
LAST 12 Division I GAMES:															
327	A	Northern Ariz.	69 52	152	A	North Dakota	54 43								
307	A	Southern Utah	74 65	307	H	Southern Utah	81 71								
210	A	Montana St.	64 81	327	H	Northern Ariz.	70 62								
133	H	Portland St.	69 53	214	H	Seattle U	64 78								
273	H	Sacramento St.	68 59	191	A	Fresno St.	58 61								
51	A	Northern Colo.	50 68	112	H	SFA	60 52								

Non-Div I Games: Rocky Mountain 54 38

Montana

Average RPI Win:	257	WON-LOST	WINNING	LAST 10	STRENGTH OF	OPP. STRENGTH	TEAM	ADJ.	CONF.	ADJ CONF.
Average RPI Loss:	144	RECORD	PCT. RANK	GAMES	SCHEDULE	OF SCHEDULE	RPI	RPI	RPI	RPI
DIV. I ONLY	10- 8	139	6- 4	314	182	210	210	19	19	
DIV. I NON-CONF.	4- 5	202	1- 2	191	250	173	173	14	14	

TOTALS	RPI 1-25	RPI 26-50	W-L RECORDS	RPI 51-100	RPI 101-999	RPI 201+				
10- 8	0- 0	0- 1	OVERALL	1- 1	9- 6	8- 2				
6- 1	0- 0	0- 0	HOME	1- 0	5- 1	4- 0				
3- 6	0- 0	0- 1	AWAY	0- 1	3- 4	3- 2				
1- 1	0- 0	0- 0	NEUTRAL	0- 0	1- 1	1- 0				
4- 5	0- 0	0- 1	NON-CONFERENCE	1- 0	3- 4	2- 2				
2- 0	0- 0	0- 0	HOME	1- 0	1- 0	0- 0				
1- 4	0- 0	0- 1	AWAY	0- 0	1- 3	1- 2				
1- 1	0- 0	0- 0	NEUTRAL	0- 0	1- 1	1- 0				
6- 3	0- 0	0- 0	CONFERENCE	0- 1	6- 2	6- 0				
4- 1	0- 0	0- 0	HOME	0- 0	4- 1	4- 0				
2- 2	0- 0	0- 0	AWAY	0- 1	2- 1	2- 0				
0- 0	0- 0	0- 0	NEUTRAL	0- 0	0- 0	0- 0				

RPI 1-25	RPI 26-50	RPI 51-100	RPI 101+	Team's RPI: 210
RPI S Opponent Score	RPI S Opponent Score	RPI S Opponent Score	RPI S Opponent Score	Score
	45 A Southern Cal i forn i a 47 98	51 A Northern Colo. 69 82	112 H SFA 59 54	
		54 H Wyomi ng 50 46	124 A BYU 54 75	
			133 H Portland St. 60 69	
			152 A North Dakota 70 79	
			164 N Nevada 53 67	
			231 H Montana 81 64	
			233 A Omaha 53 64	
			246 A Hawai i 75 81	
			273 H Sacramento St. 85 50	
			295 N Utah St. 64 52	
			307 A Southern Utah 63 57	
			307 H Southern Utah 91 71	
			327 A Northern Ari z. 78 56	
			327 H Northern Ari z. 81 39	
			336 A Long Beach St. 62 51	
LAST 12 Di vi si on I GAMES:				
	307 A Southern Utah 63 57	51 A Northern Colo. 69 82		
	327 A Northern Ari z. 78 56	327 H Northern Ari z. 81 39		
	231 H Montana 81 64	307 H Southern Utah 91 71		
	273 H Sacramento St. 85 50	124 A BYU 54 75		
	133 H Portland St. 60 69	112 H SFA 59 54		
	152 A North Dakota 70 79	246 A Hawai i 75 81		

Non-Di v I Games: Mont. St. Billings 67 47 Providence (MT) 66 31

Montana St.

Average RPI Win:	278	WON-LOST	WINNING	LAST 10	STRENGTH OF	OPP. STRENGTH	TEAM	ADJ.	CONF.	ADJ CONF.
Average RPI Loss:	149	RECORD	PCT. RANK	GAMES	SCHEDULE	OF SCHEDULE	RPI	RPI	RPI	RPI
DIV. I ONLY	14- 7	77	7- 3	343	255	215	215	26	26	
DIV. I NON-CONF.	7- 4	102	1- 1	337	265	222	222	27	27	
<hr/>										
TOTALS	RPI 1-25	RPI 26-50	W-L RECORDS	RPI 51-100	RPI 101-999	RPI 201+				
14- 7	0- 0	0- 1	OVERALL	0- 1	14- 5	12- 1				
4- 4	0- 0	0- 0	HOME	0- 0	4- 4	3- 1				
10- 3	0- 0	0- 0	AWAY	0- 0	10- 0	9- 0				
0- 0	0- 0	0- 0	NEUTRAL	0- 0	0- 0	0- 0				
7- 4	0- 0	0- 1	NON-CONFERENCE	0- 1	7- 2	6- 1				
2- 2	0- 0	0- 0	HOME	0- 0	2- 2	1- 1				
5- 2	0- 0	0- 1	AWAY	0- 1	5- 0	5- 0				
0- 0	0- 0	0- 0	NEUTRAL	0- 0	0- 0	0- 0				
7- 3	0- 0	0- 0	CONFERENCE	0- 0	7- 3	6- 0				
2- 2	0- 0	0- 0	HOME	0- 0	2- 2	2- 0				
5- 1	0- 0	0- 0	AWAY	0- 0	5- 1	4- 0				
0- 0	0- 0	0- 0	NEUTRAL	0- 0	0- 0	0- 0				

RPI 1-25				RPI 26-50				RPI 51-100				RPI 101+ Team's RPI: 215			
RPI	S	Opponent	Score	RPI	S	Opponent	Score	RPI	S	Opponent	Score	RPI	S	Opponent	Score
				39	A	West Virginia	56 66	95	A	Kentucky	53 86	135	H	SIUE	51 66
												141	H	Southern Ill.	85 81
												165	A	Jacksonville St.	64 70
												165	H	Jacksonville St.	65 67
												200	A	Southeast Mo. St.	59 56
												201	H	Gardner-Webb	60 68
												227	A	UT Martin	81 76
												244	A	Austin Peay	66 59
												245	H	North Florida	56 61
												253	A	Lipscomb	75 55
												273	H	Sacramento St.	75 71
												275	A	St. Francis Brooklyn	73 59
												291	A	Canisius	76 52
												297	A	Murray St.	82 80
												333	A	Tennessee Tech	74 67
												333	H	Tennessee Tech	53 51
												339	A	Chicago St.	79 40
												344	H	Eastern Ill.	89 81
												347	A	Evansville	82 75
<hr/>															
LAST 12 Division I GAMES:															
				244	A	Austin Peay	66 59	135	H	SIUE	51 66				
				297	A	Murray St.	82 80	344	H	Eastern Ill.	89 81				
				333	H	Tennessee Tech	53 51	165	A	Jacksonville St.	64 70				
				165	H	Jacksonville St.	65 67	333	A	Tennessee Tech	74 67				
				227	A	UT Martin	81 76	39	A	West Virginia	56 66				
				200	A	Southeast Mo. St.	59 56	275	A	St. Francis Brooklyn	73 59				

Non-Div I Games: Brescia 120 41 Ky. Christian 115 39

Morehead St.

Average RPI Win: 319

Average RPI Loss: 178

WON-LOST
RECORDWINNING
PCT. RANKLAST 10
GAMESSTRENGTH OF
SCHEDULEOPP. STRENGTH
OF SCHEDULETEAM
RPIADJ.
RPICONF.
RPIADJ CONF.
RPI

DIV. I ONLY	9- 10	194	5- 5	346	297	287	287	31	31
DIV. I NON-CONF.	5- 6	187	1- 3	271	197	207	207	30	30

TOTALS	RPI 1-25	RPI 26-50	W-L RECORDS	RPI 51-100	RPI 101-999	RPI 201+			
9- 10	0- 1	0- 3	OVERALL	0- 0	9- 6	9- 5			
7- 1	0- 0	0- 0	HOME	0- 0	7- 1	7- 1			
2- 8	0- 0	0- 0	AWAY	0- 0	2- 0	2- 0			
0- 1	0- 0	0- 1	NEUTRAL	0- 0	0- 0	0- 0			
5- 6	0- 1	0- 3	NON-CONFERENCE	0- 0	5- 2	5- 1			
3- 0	0- 0	0- 0	HOME	0- 0	3- 0	3- 0			
2- 5	0- 1	0- 2	AWAY	0- 0	2- 2	2- 1			
0- 1	0- 0	0- 1	NEUTRAL	0- 0	0- 0	0- 0			
4- 4	0- 0	0- 0	CONFERENCE	0- 0	4- 4	4- 4			
4- 1	0- 0	0- 0	HOME	0- 0	4- 1	4- 1			
0- 3	0- 0	0- 0	AWAY	0- 0	0- 3	0- 3			
0- 0	0- 0	0- 0	NEUTRAL	0- 0	0- 0	0- 0			

RPI 1-25				RPI 26-50				RPI 51-100				RPI 101+ Team's RPI: 287			
RPI	S	Opponent	Score	RPI	S	Opponent	Score	RPI	S	Opponent	Score	RPI	S	Opponent	Score
25	A	Syracuse	68 95	30	N	Iowa	46 90					149	A	Colorado St.	44 60
				39	A	West Virginia	41 84					224	A	N. C. A&T	60 67
				48	A	Dayton	52 88					260	H	Mt. St. Mary's	75 67
												285	H	FIU	62 51
												298	A	Coppin St.	53 55
												309	A	Central Conn. St.	61 41
												310	H	Delaware St.	54 62
												311	H	UMES	63 50
												323	A	Marshall	68 73
												330	A	N. C. Central	57 60
												334	H	South Carolina St.	65 55
												335	H	Florida A&M	61 56
												341	H	NJIT	55 43
												345	H	Savannah St.	73 67
												348	A	UMass Lowell	65 59
LAST 12 Division I GAMES:															
334	H	South Carolina St.	65 55	335	H	Florida A&M	61 56								
310	H	Delaware St.	54 62	311	H	UMES	63 50								
298	A	Coppin St.	53 55	348	A	UMass Lowell	65 59								
330	A	N. C. Central	57 60	149	A	Colorado St.	44 60								
224	A	N. C. A&T	60 67	39	A	West Virginia	41 84								
345	H	Savannah St.	73 67	323	A	Marshall	68 73								

Non-Div I Games: Cheyney 123 53 Lincoln (PA) 60 41

Morgan St.

Loss,
Non-Conf, S Site,
H Home
A Away
N Neutral

Average RPI Win:	284	WON-LOST	WINNING	LAST 10	STRENGTH OF	OPP. STRENGTH	TEAM	ADJ.	CONF.	ADJ CONF.
Average RPI Loss:	196	RECORD	PCT. RANK	GAMES	SCHEDULE	OF SCHEDULE	RPI	RPI	RPI	RPI
DIV. I ONLY	7- 13	255	5- 5	269	301	260	260	29	29	
DIV. I NON-CONF.	3- 8	268	2- 1	209	252	259	259	29	29	

TOTALS	RPI 1-25	RPI 26-50	W-L RECORDS	RPI 51-100	RPI 101-999	RPI 201+				
7- 13	0- 2	0- 0	OVERALL	0- 0	7- 11	7- 6				
4- 3	0- 0	0- 0	HOME	0- 0	4- 3	4- 1				
3- 10	0- 0	0- 0	AWAY	0- 0	3- 0	3- 0				
0- 0	0- 0	0- 0	NEUTRAL	0- 0	0- 0	0- 0				
3- 8	0- 2	0- 0	NON-CONFERENCE	0- 0	3- 6	3- 3				
2- 1	0- 0	0- 0	HOME	0- 0	2- 1	2- 0				
1- 7	0- 2	0- 0	AWAY	0- 0	1- 5	1- 3				
0- 0	0- 0	0- 0	NEUTRAL	0- 0	0- 0	0- 0				
4- 5	0- 0	0- 0	CONFERENCE	0- 0	4- 5	4- 3				
2- 2	0- 0	0- 0	HOME	0- 0	2- 2	2- 1				
2- 3	0- 0	0- 0	AWAY	0- 0	2- 3	2- 2				
0- 0	0- 0	0- 0	NEUTRAL	0- 0	0- 0	0- 0				

RPI 1-25				RPI 26-50				RPI 51-100				RPI 101+ Team's RPI: 260			
RPI	S	Opponent	Score	RPI	S	Opponent	Score	RPI	S	Opponent	Score	RPI	S	Opponent	Score
1	A	Notre Dame	65 121									147	A	Saint Francis (PA)	88 92
22	A	Maryland	57 97									157	H	Robert Morris	68 77
												173	A	Lehigh	71 75
												194	A	Xavier	45 66
												201	H	Gardner-Webb	67 75
												239	H	Loyola Maryland	71 63
												257	H	Sacred Heart	52 82
												261	A	Fairfield	65 76
												263	H	Fairleigh Dickinson	55 52
												265	H	Rider	82 78
												274	A	LIU Brooklyn	48 53
												275	A	St. Francis Brooklyn	73 82
												276	A	Bryant	68 63
												287	A	Morgan St.	67 75
												298	A	Coppin St.	54 68
												309	A	Central Conn. St.	68 56
												311	A	UMES	66 63
												325	H	Wagner	79 56

LAST 12 Division I GAMES:															
325	H	Wagner	79 56	257	H	Sacred Heart	52 82								
157	H	Robert Morris	68 77	276	A	Bryant	68 63								
147	A	Saint Francis (PA)	88 92	309	A	Central Conn. St.	68 56								
274	A	LIU Brooklyn	48 53	311	A	UMES	66 63								
275	A	St. Francis Brooklyn	73 82	201	H	Gardner-Webb	67 75								
263	H	Fairleigh Dickinson	55 52	265	H	Rider	82 78								

Non-Div I Games:

Mt. St. Mary's

Average RPI Win:	307	WON-LOST	WINNING	LAST 10	STRENGTH OF	OPP. STRENGTH	TEAM	ADJ.	CONF.	ADJ CONF.
Average RPI Loss:	171	RECORD	PCT. RANK	GAMES	SCHEDULE	OF SCHEDULE	RPI	RPI	RPI	RPI
DIV. I ONLY	7- 13	255	4- 6	330	271	297	297	26	26	
DIV. I NON-CONF.	3- 7	254	1- 1	322	213	302	302	27	27	

TOTALS	RPI 1-25	RPI 26-50	W-L RECORDS	RPI 51-100	RPI 101-999	RPI 201+				
7- 13	0- 1	0- 0	OVERALL	0- 3	7- 9	7- 5				
4- 6	0- 0	0- 0	HOME	0- 1	4- 5	4- 2				
3- 7	0- 1	0- 0	AWAY	0- 2	3- 4	3- 3				
0- 0	0- 0	0- 0	NEUTRAL	0- 0	0- 0	0- 0				
3- 7	0- 1	0- 0	NON-CONFERENCE	0- 2	3- 4	3- 3				
2- 2	0- 0	0- 0	HOME	0- 1	2- 1	2- 0				
1- 5	0- 1	0- 0	AWAY	0- 1	1- 3	1- 3				
0- 0	0- 0	0- 0	NEUTRAL	0- 0	0- 0	0- 0				
4- 6	0- 0	0- 0	CONFERENCE	0- 1	4- 5	4- 2				
2- 4	0- 0	0- 0	HOME	0- 0	2- 4	2- 2				
2- 2	0- 0	0- 0	AWAY	0- 1	2- 1	2- 0				
0- 0	0- 0	0- 0	NEUTRAL	0- 0	0- 0	0- 0				

RPI 1-25				RPI 26-50				RPI 51-100				RPI 101+				Team's RPI: 297
RPI	S	Opponent	Score	RPI	S	Opponent	Score	RPI	S	Opponent	Score	RPI	S	Opponent	Score	
5	A	Louisville	51 115					76	A	Belmont	65 70	130	H	ETSU	68 96	
								85	A	Alabama	47 68	135	H	SIUE	70 75	
								89	H	Butler	59 88	165	A	Jacksonville St.	65 97	
												200	H	Southeast Mo. St.	74 85	
												215	H	Morehead St.	80 82	
												227	H	UT Martin	80 97	
												230	A	UNCG	63 52	
												253	A	Lipscomb	64 65	
												267	H	Northern Ky.	98 87	
												293	H	Eastern Ky.	75 68	
												296	A	Alabama A&M	54 71	
												333	A	Tennessee Tech	72 63	
												338	H	Mississippi Val.	64 63	
												344	H	Eastern Ill.	72 61	
												346	A	Tennessee St.	85 73	
												347	A	Evansville	81 89	

LAST 12 Division I GAMES:																
293	H	Eastern Ky.	75 68	227	H	UT Martin	80 97									
215	H	Morehead St.	80 82	200	H	Southeast Mo. St.	74 85									
346	A	Tennessee St.	85 73	135	H	SIUE	70 75									
76	A	Belmont	65 70	344	H	Eastern Ill.	72 61									
333	A	Tennessee Tech	72 63	85	A	Alabama	47 68									
165	A	Jacksonville St.	65 97	338	H	Mississippi Val.	64 63									

Non-Div I Games: Bethel (TN) 81 76

Murray St.

Average RPI Win:	311	WON-LOST	WINNING	LAST 10	STRENGTH OF	OPP. STRENGTH	TEAM	ADJ.	CONF.	ADJ CONF.
Average RPI Loss:	216	RECORD	PCT. RANK	GAMES	SCHEDULE	OF SCHEDULE	RPI	RPI	RPI	RPI
DIV. I ONLY	4- 15	304	3- 7	321	321	330	330	31	31	
DIV. I NON-CONF.	1- 11	331	0- 5	301	298	344	344	30	30	

TOTALS	RPI 1-25	RPI 26-50	W-L RECORDS	RPI 51-100	RPI 101-999	RPI 201+				
4- 15	0- 0	0- 1	OVERALL	0- 1	4- 13	4- 11				
3- 3	0- 0	0- 1	HOME	0- 0	3- 2	3- 2				
1- 12	0- 0	0- 0	AWAY	0- 1	1- 11	1- 9				
0- 0	0- 0	0- 0	NEUTRAL	0- 0	0- 0	0- 0				
1- 11	0- 0	0- 1	NON-CONFERENCE	0- 1	1- 9	1- 7				
1- 2	0- 0	0- 1	HOME	0- 0	1- 1	1- 1				
0- 9	0- 0	0- 0	AWAY	0- 1	0- 8	0- 6				
0- 0	0- 0	0- 0	NEUTRAL	0- 0	0- 0	0- 0				
3- 4	0- 0	0- 0	CONFERENCE	0- 0	3- 4	3- 4				
2- 1	0- 0	0- 0	HOME	0- 0	2- 1	2- 1				
1- 3	0- 0	0- 0	AWAY	0- 0	1- 3	1- 3				
0- 0	0- 0	0- 0	NEUTRAL	0- 0	0- 0	0- 0				

RPI	S	Opponent	Score	RPI	S	Opponent	Score	RPI	S	Opponent	Score	RPI	S	Opponent	Score	Team's RPI: 330
38	H	Oregon St.	44 97	77	A	El on	50 78	127	A	Iowa St.	58 99	149	A	Colorado St.	48 85	
								202	H	Norfol k St.	60 75	224	A	N. C. A&T	54 67	
								228	A	East Carolina	61 73	242	A	Presbyteri an	60 69	
								248	A	Howard	54 69	251	H	Campbel l	51 58	
								279	A	UNCW	63 89	282	A	Wofford	56 77	
								284	A	Coastal Caro.	65 68	287	H	Morgan St.	60 57	
								298	H	Coppin St.	60 52	305	A	USC Upstate	61 66	
								310	A	Del aware St.	74 67	311	A	UMES	73 84	
								349	H	Longwood	87 75					
LAST 12 Division I GAMES:																
224	A	N. C. A&T	54 67	310	A	Del aware St.	74 67									
311	A	UMES	73 84	305	A	USC Upstate	61 66									
248	A	Howard	54 69	251	H	Campbel l	51 58									
287	H	Morgan St.	60 57	77	A	El on	50 78									
298	H	Coppin St.	60 52	242	A	Presbyteri an	60 69									
202	H	Norfol k St.	60 75	228	A	East Carolina	61 73									

Non-Div I Games: Johnson & Wales (NC) 8 51

N. C. Central

RPI	S	Opponent	Score
5	H	Louisville	47 55
15	A	Duke	56 69
19	A	Rutgers	53 57
25	H	Syracuse	60 56

RPI	S	Opponent	Score
28	H	Virginia	63 73
40	N	South Dakota St.	67 75

RPI	S	Opponent	Score
73	H	Georgia Tech	56 43
75	A	Virginia Tech	68 51
77	H	Elon	70 57
85	N	Alabama	68 49
86	A	North Carolina	66 53
88	H	South Ala.	71 50
92	H	Tulane	79 55

RPI	S	Opponent	Score
103	A	Wake Forest	82 68
115	H	Jacksonville	64 44
118	A	Clemson	62 41
125	H	Georgetown	63 49
129	A	Vanderbilt	83 72
130	H	ETSU	70 58
148	H	Davidson	73 49
258	H	UNC Asheville	87 55
319	A	Old Dominion	73 56

LAST 12 Division I GAMES:			
118	A	Clemson	62 41
103	A	Wake Forest	82 68
86	A	North Carolina	66 53
25	H	Syracuse	60 56
73	H	Georgia Tech	56 43
15	A	Duke	56 69
28	H	Virginia	63 73
5	H	Louisville	47 55
75	A	Virginia Tech	68 51
129	A	Vanderbilt	83 72
77	H	Elon	70 57
130	H	ETSU	70 58

Non-Divisible Games:

Average RPI Win:	291	WON-LOST	WINNING	LAST 10	STRENGTH OF	OPP. STRENGTH	TEAM	ADJ.	CONF.	ADJ CONF.
Average RPI Loss:	202	RECORD	PCT. RANK	GAMES	SCHEDULE	OF SCHEDULE	RPI	RPI	RPI	RPI
DIV. I ONLY	2- 18	334	2- 8	266	335	341	341	22	22	
DIV. I NON-CONF.	1- 13	336	1- 4	282	344	346	346	21	21	
<hr/>										
TOTALS	RPI 1-25	RPI 26-50	W-L RECORDS	RPI 51-100	RPI 101-999	RPI 201+				
2- 18	0- 0	0- 2	OVERALL	0- 0	2- 16	2- 9				
2- 9	0- 0	0- 0	HOME	0- 0	2- 9	2- 7				
0- 9	0- 0	0- 2	AWAY	0- 0	0- 7	0- 2				
0- 0	0- 0	0- 0	NEUTRAL	0- 0	0- 0	0- 0				
1- 13	0- 0	0- 1	NON-CONFERENCE	0- 0	1- 12	1- 7				
1- 6	0- 0	0- 0	HOME	0- 0	1- 6	1- 5				
0- 7	0- 0	0- 1	AWAY	0- 0	0- 6	0- 2				
0- 0	0- 0	0- 0	NEUTRAL	0- 0	0- 0	0- 0				
1- 5	0- 0	0- 1	CONFERENCE	0- 0	1- 4	1- 2				
1- 3	0- 0	0- 0	HOME	0- 0	1- 3	1- 2				
0- 2	0- 0	0- 1	AWAY	0- 0	0- 1	0- 0				
0- 0	0- 0	0- 0	NEUTRAL	0- 0	0- 0	0- 0				

RPI	S	Opponent	Score	RPI	S	Opponent	Score	RPI	S	Opponent	Score	RPI	S	Opponent	Score
34	A	FGCU	66 90	40	A	South Dakota St.	48 92					107	A	Dartmouth	50 81
												108	H	Penn	38 77
												115	H	Jacksonville	58 88
												160	A	Binghamton	36 67
												172	A	Stetson	55 73
												173	A	Lehigh	50 64
												189	A	Army West Point	49 79
												245	H	North Florida	75 65
												253	H	Lipscomb	58 74
												263	H	Fairleigh Dickinson	70 74
												265	H	Rider	64 79
												266	A	North Dakota St.	58 105
												274	H	LIU Brooklyn	49 67
												278	H	Cornell	46 61
												287	A	Morgan St.	43 55
												305	H	USC Upstate	57 95
												336	H	Long Beach St.	73 57
												343	H	Saint Peter's	52 59
<hr/>															
LAST 12 Division I GAMES:															
253	H	Lipscomb	58 74	278	H	Cornell	46 61								
245	H	North Florida	75 65	108	H	Penn	38 77								
115	H	Jacksonville	58 88	336	H	Long Beach St.	73 57								
172	A	Stetson	55 73	265	H	Rider	64 79								
34	A	FGCU	66 90	160	A	Binghamton	36 67								
305	H	USC Upstate	57 95	173	A	Lehigh	50 64								

Non-Div I Games: St. Joseph's (Brkln)106 42

NJIT

Average RPI Win:	236	WON-LOST	WINNING	LAST 10	STRENGTH OF	OPP. STRENGTH	TEAM	ADJ.	CONF.	ADJ CONF.
Average RPI Loss:	115	RECORD	PCT. RANK	GAMES	SCHEDULE	OF SCHEDULE	RPI	RPI	RPI	RPI
DIV. I ONLY	16- 4	30	7- 3	262	230	84	84	15	15	
DIV. I NON-CONF.	9- 1	20	1- 1	307	290	83	83	18	18	

TOTALS	RPI 1-25	RPI 26-50	W-L RECORDS	RPI 51-100	RPI 101-999	RPI 201+				
16- 4	0- 0	0- 0	OVERALL	0- 2	16- 2	12- 0				
11- 0	0- 0	0- 0	HOME	0- 0	11- 0	9- 0				
5- 4	0- 0	0- 0	AWAY	0- 2	5- 2	3- 0				
0- 0	0- 0	0- 0	NEUTRAL	0- 0	0- 0	0- 0				
9- 1	0- 0	0- 0	NON-CONFERENCE	0- 1	9- 0	8- 0				
6- 0	0- 0	0- 0	HOME	0- 0	6- 0	6- 0				
3- 1	0- 0	0- 0	AWAY	0- 1	3- 0	2- 0				
0- 0	0- 0	0- 0	NEUTRAL	0- 0	0- 0	0- 0				
7- 3	0- 0	0- 0	CONFERENCE	0- 1	7- 2	4- 0				
5- 0	0- 0	0- 0	HOME	0- 0	5- 0	3- 0				
2- 3	0- 0	0- 0	AWAY	0- 1	2- 2	1- 0				
0- 0	0- 0	0- 0	NEUTRAL	0- 0	0- 0	0- 0				

RPI 1-25				RPI 26-50				RPI 51-100				Team's RPI: 84				RPI 101+			
RPI	S	Opponent	Score	RPI	S	Opponent	Score	RPI	S	Opponent	Score	RPI	S	Opponent	Score	RPI	S	Opponent	Score
								71	A	New Mexico	87	94	145	A	Bucknell	39	47		
								72	A	American	41	46	171	A	Marist	77	70		
												173	A	Lehigh	63	66			
												173	H	Lehigh	53	50			
												189	H	Army West Point	70	44			
												193	A	Boston U.	64	59			
												202	H	Norfolk St.	70	51			
												223	A	Holy Cross	65	58			
												225	A	Richmond	76	56			
												229	H	St. Bonaventure	86	48			
												237	H	Lafayette	65	59			
												239	H	Loyola Maryland	73	44			
												265	H	Rider	63	44			
												266	H	North Dakota St.	67	54			
												270	H	Colgate	70	54			
												274	A	LIU Brooklyn	79	47			
												302	H	Monmouth	73	49			
												321	H	Air Force	71	64			
LAST 12 Division I GAMES:																			
173	H	Lehigh	53	50	270	H	Colgate	70	54										
145	A	Bucknell	39	47	72	A	American	41	46										
193	A	Boston U.	64	59	173	A	Lehigh	63	66										
237	H	Lafayette	65	59	239	H	Loyola Maryland	73	44										
189	H	Army West Point	70	44	274	A	LIU Brooklyn	79	47										
223	A	Holy Cross	65	58	71	A	New Mexico	87	94										

Non-Div I Games: Emory & Henry 88 57

Navy

RPI 1-25				RPI 26-50				RPI 51-100				RPI 101+			
RPI	S	Opponent	Score	RPI	S	Opponent	Score	RPI	S	Opponent	Score	RPI	S	Opponent	Score
6	H	Ohio St.	61 73	30	A	Iowa	92 74	52	A	Minnesota	79 74	118	H	Clemson	66 67
19	A	Rutgers	52 42	30	H	Iowa	74 65	79	H	Washington St.	61 73	134	A	Kansas	66 49
23	N	Buffalo	72 82	44	H	Creighton	49 64	93	H	Arkansas	80 69	135	H	SIUE	62 53
24	H	Michigan	64 69	46	H	Purdue	75 51	97	A	Drake	89 84	175	A	Northwestern	69 59
LAST 12 Division I GAMES:															
				30	A	Iowa	92 74	175	A	Northwestern	69 59				
				46	H	Purdue	75 51	52	A	Minnesota	79 74				
				19	A	Rutgers	52 42	6	H	Ohio St.	61 73				
				30	H	Iowa	74 65	79	H	Washington St.	61 73				
				24	H	Michigan	64 69	185	H	Fla. Atlantic	86 69				
				192	A	Illinois	80 72	249	A	San Jose St.	81 55				

Non-Div I Games:

Average RPI Win: 227
Average RPI Loss: 103

WON-LOST
RECORD

WINNING
PCT. RANK

LAST 10
GAMES

STRENGTH OF
SCHEDULE

OPP. STRENGTH
OF SCHEDULE

TEAM
RPI

ADJ.
RPI

CONF.
RPI

ADJ CONF.
RPI

DIV. I ONLY	10- 8	139	5- 4	177	107	164	164	16	16
DIV. I NON-CONF.	6- 4	122	3- 0	146	72	136	136	16	16

TOTALS	RPI 1-25	RPI 26-50	W-L RECORDS	RPI 51-100	RPI 101-999	RPI 201+			
10- 8	0- 1	0- 1	OVERALL	0- 4	10- 2	7- 2			
7- 3	0- 1	0- 0	HOME	0- 1	7- 1	5- 1			
2- 4	0- 0	0- 0	AWAY	0- 3	2- 1	1- 1			
1- 1	0- 0	0- 1	NEUTRAL	0- 0	1- 0	1- 0			
6- 4	0- 1	0- 1	NON-CONFERENCE	0- 1	6- 1	5- 1			
4- 2	0- 1	0- 0	HOME	0- 0	4- 1	3- 1			
1- 1	0- 0	0- 0	AWAY	0- 1	1- 0	1- 0			
1- 1	0- 0	0- 1	NEUTRAL	0- 0	1- 0	1- 0			
4- 4	0- 0	0- 0	CONFERENCE	0- 3	4- 1	2- 1			
3- 1	0- 0	0- 0	HOME	0- 1	3- 0	2- 0			
1- 3	0- 0	0- 0	AWAY	0- 2	1- 1	0- 1			
0- 0	0- 0	0- 0	NEUTRAL	0- 0	0- 0	0- 0			

RPI 1-25				RPI 26-50				RPI 51-100				RPI 101+ Team's RPI: 164			
RPI	S	Opponent	Score	RPI	S	Opponent	Score	RPI	S	Opponent	Score	RPI	S	Opponent	Score
2	H	UConn	57 88	38	N	Oregon St.	49 89	54	A	Wyoming	60 66	133	H	Portland St.	67 55
								54	H	Wyoming	62 65	191	H	Fresno St.	90 73
								71	A	New Mexico	68 72	198	A	Boise St.	72 68
								81	A	Utah	61 87	210	N	Montana St.	67 53
												214	A	Seattle U	74 65
												220	H	SMU	80 72
												226	H	Pepperdine	72 77
												249	H	San Jose St.	91 63
												259	H	Santa Clara	52 41
												273	H	Sacramento St.	95 68
												295	A	Utah St.	57 79
												321	H	Air Force	70 60
LAST 12 Division I GAMES:															
54	H	Wyoming	62 65	71	A	New Mexico	68 72								
198	A	Boise St.	72 68	191	H	Fresno St.	90 73								
249	H	San Jose St.	91 63	259	H	Santa Clara	52 41								
295	A	Utah St.	57 79	214	A	Seattle U	74 65								
321	H	Air Force	70 60	210	N	Montana St.	67 53								
54	A	Wyoming	60 66	38	N	Oregon St.	49 89								

Non-Div I Games: Stanislaus St. 81 60

Nevada

Loss, Non-Conf, S Site, H Home A Away N Neutral

Average RPI Win:	256	WON-LOST	WINNING	LAST 10	STRENGTH OF	OPP. STRENGTH	TEAM	ADJ.	CONF.	ADJ CONF.
Average RPI Loss:	145	RECORD	PCT. RANK	GAMES	SCHEDULE	OF SCHEDULE	RPI	RPI	RPI	RPI
DIV. I ONLY	13- 7	88	7- 3	323	216	180	180	20	20	
DIV. I NON-CONF.	8- 4	87	3- 1	336	184	188	188	24	24	

TOTALS	RPI 1-25	RPI 26-50	W-L RECORDS	RPI 51-100	RPI 101-999	RPI 201+				
13- 7	0- 0	0- 0	OVERALL	0- 2	13- 5	10- 1				
6- 2	0- 0	0- 0	HOME	0- 1	6- 1	4- 0				
6- 4	0- 0	0- 0	AWAY	0- 1	6- 3	5- 0				
1- 1	0- 0	0- 0	NEUTRAL	0- 0	1- 1	1- 1				
8- 4	0- 0	0- 0	NON-CONFERENCE	0- 0	8- 4	6- 1				
4- 0	0- 0	0- 0	HOME	0- 0	4- 0	2- 0				
3- 3	0- 0	0- 0	AWAY	0- 0	3- 3	3- 0				
1- 1	0- 0	0- 0	NEUTRAL	0- 0	1- 1	1- 1				
5- 3	0- 0	0- 0	CONFERENCE	0- 2	5- 1	4- 0				
2- 2	0- 0	0- 0	HOME	0- 1	2- 1	2- 0				
3- 1	0- 0	0- 0	AWAY	0- 1	3- 0	2- 0				
0- 0	0- 0	0- 0	NEUTRAL	0- 0	0- 0	0- 0				

RPI 1-25				RPI 26-50				RPI 51-100				RPI 101+				Team's RPI: 180
RPI	S	Opponent	Score	RPI	S	Opponent	Score	RPI	S	Opponent	Score	RPI	S	Opponent	Score	
								67	A	Albany (NY)	53 66	107	A	Dartmouth	49 57	
								82	H	Maine	46 56	153	H	Northeastern	65 50	
												160	A	Binghamton	63 61	
												160	H	Binghamton	52 54	
												181	A	Boston College	55 64	
												193	H	Boston U.	72 57	
												194	A	Xavier	66 71	
												221	N	La Salle	51 59	
												222	A	Stony Brook	51 50	
												238	H	Manhattan	68 55	
												257	A	Sacred Heart	74 47	
												261	N	Fairfield	71 61	
												276	A	Bryant	74 65	
												278	H	Cornell	48 45	
												292	A	Vermont	52 49	
												325	A	Wagner	65 53	
												329	H	UMBC	56 51	
												348	H	UMass Lowell	66 45	

LAST 12 Division I GAMES:																
				160	H	Binghamton	52 54	67	A	Albany (NY)	53 66					
				82	H	Maine	46 56	329	H	UMBC	56 51					
				222	A	Stony Brook	51 50	278	H	Cornell	48 45					
				292	A	Vermont	52 49	257	A	Sacred Heart	74 47					
				348	H	UMass Lowell	66 45	181	A	Boston College	55 64					
				160	A	Binghamton	63 61	238	H	Manhattan	68 55					

Non-Div I Games: Colby-Sawyer 64 40

New Hampshire

■ Loss,
 ■ Non-Conf,
 ■ S Site,
 ■ Home
 ■ Away
 N Neutral

Average RPI Win:	171	WON-LOST	WINNING	LAST 10	STRENGTH OF	OPP. STRENGTH	TEAM	ADJ.	CONF.	ADJ CONF.
Average RPI Loss:	138	RECORD	PCT. RANK	GAMES	SCHEDULE	OF SCHEDULE	RPI	RPI	RPI	RPI
DIV. I ONLY	15- 6	64	5- 5	108	132	71	71	16	16	
DIV. I NON-CONF.	11- 1	13	2- 1	65	120	13	13	16	16	

TOTALS	RPI 1-25	RPI 26-50	W-L RECORDS	RPI 51-100	RPI 101-999	RPI 201+				
15- 6	1- 0	0- 1	OVERALL	2- 1	12- 4	4- 2				
12- 1	1- 0	0- 0	HOME	2- 0	9- 1	2- 0				
3- 5	0- 0	0- 1	AWAY	0- 1	3- 3	2- 2				
0- 0	0- 0	0- 0	NEUTRAL	0- 0	0- 0	0- 0				
11- 1	1- 0	0- 1	NON-CONFERENCE	2- 0	8- 0	3- 0				
9- 0	1- 0	0- 0	HOME	2- 0	6- 0	2- 0				
2- 1	0- 0	0- 1	AWAY	0- 0	2- 0	1- 0				
0- 0	0- 0	0- 0	NEUTRAL	0- 0	0- 0	0- 0				
4- 5	0- 0	0- 0	CONFERENCE	0- 1	4- 4	1- 2				
3- 1	0- 0	0- 0	HOME	0- 0	3- 1	0- 0				
1- 4	0- 0	0- 0	AWAY	0- 1	1- 3	1- 2				
0- 0	0- 0	0- 0	NEUTRAL	0- 0	0- 0	0- 0				

RPI 1-25				RPI 26-50				RPI 51-100 Team's RPI: 71				RPI 101+			
RPI	S	Opponent	Score	RPI	S	Opponent	Score	RPI	S	Opponent	Score	RPI	S	Opponent	Score
20	H	Marquette	88 87	37	A	Oklahoma	63 105	54	A	Wyoming	55 66	104	H	UNLV	66 68
								84	H	Navy	94 87	117	A	UTEP	59 35
								98	H	Western Mi ch.	88 76	136	H	Lamar University	90 58
												138	H	Wichita St.	76 62
												149	A	Colorado St.	71 74
												164	H	Nevada	72 68
												176	H	UC Irvine	83 61
												191	H	Fresno St.	88 75
												192	H	Illinois	97 68
												198	H	Boise St.	100 83
												232	H	Texas Tech	90 56
												235	A	San Diego St.	89 97
												249	A	San Jose St.	86 95
												250	A	New Mexico St.	101 93
												250	H	New Mexico St.	86 75
												321	A	Air Force	88 59

LAST 12 Division I GAMES:															
149	A	Colorado St.	71 74	198	H	Boise St.	100 83	164	H	Nevada	72 68	321	A	Air Force	88 59
235	A	San Diego St.	89 97	104	H	UNLV	66 68	136	H	Lamar University	90 58	54	A	Wyoming	55 66
191	H	Fresno St.	88 75	98	H	Western Mi ch.	88 76	37	A	Oklahoma	63 105	249	A	San Jose St.	86 95
54	A	Wyoming	55 66	84	H	Navy	94 87								

Non-Div I Games: Northern N.M. 107 66

New Mexico

Average RPI Win: **261**
 Average RPI Loss: **157**

WON-LOST
RECORD

WINNING
PCT. RANK

LAST 10
GAMES

STRENGTH OF
SCHEDULE

OPP. STRENGTH
OF SCHEDULE

TEAM
RPI

ADJ.
RPI

CONF.
RPI

ADJ CONF.
RPI

DIV. I ONLY	9- 9	170	6- 3	304	238	250	250	30	30
DIV. I NON-CONF.	4- 8	239	2- 3	254	191	264	264	31	31
<hr/>									
TOTALS	RPI 1-25	RPI 26-50	W-L RECORDS	RPI 51-100	RPI 101-999	RPI 201+			
9- 9	0- 0	0- 0	OVERALL	0- 4	9- 5	8- 3			
6- 3	0- 0	0- 0	HOME	0- 2	6- 1	5- 0			
3- 3	0- 0	0- 0	AWAY	0- 1	3- 2	3- 2			
0- 3	0- 0	0- 0	NEUTRAL	0- 1	0- 2	0- 1			
4- 8	0- 0	0- 0	NON-CONFERENCE	0- 4	4- 4	3- 2			
2- 3	0- 0	0- 0	HOME	0- 2	2- 1	1- 0			
2- 2	0- 0	0- 0	AWAY	0- 1	2- 1	2- 1			
0- 3	0- 0	0- 0	NEUTRAL	0- 1	0- 2	0- 1			
5- 1	0- 0	0- 0	CONFERENCE	0- 0	5- 1	5- 1			
4- 0	0- 0	0- 0	HOME	0- 0	4- 0	4- 0			
1- 1	0- 0	0- 0	AWAY	0- 0	1- 1	1- 1			
0- 0	0- 0	0- 0	NEUTRAL	0- 0	0- 0	0- 0			

RPI 1-25				RPI 26-50				RPI 51-100				RPI 101+				Team's RPI: 250
RPI	S	Opponent	Score	RPI	S	Opponent	Score	RPI	S	Opponent	Score	RPI	S	Opponent	Score	
								71	A	New Mexico	75 86	117	H	UTEP	76 68	
								71	H	New Mexico	93 101	153	N	Northeastern	64 65	
								93	N	Arkansas	60 69	197	H	UC Santa Barbara	47 77	
								98	H	Western Mich.	55 64	214	A	Seattle U	59 69	
												226	A	Pepperdine	86 64	
												240	N	Texas Southern	50 66	
												247	H	CSU Bakersfield	56 48	
												252	H	UMKC	70 62	
												262	H	A&M-Corpus Christi	70 61	
												264	H	Grand Canyon	64 60	
												277	A	Arizona	44 83	
												304	A	Utah Valley	82 72	
												336	A	Long Beach St.	72 63	
												339	H	Chicago St.	74 59	
<hr/>																
LAST 12 Division I GAMES:																
252	H	UMKC	70 62	197	H	UC Santa Barbara	47 77									
304	A	Utah Valley	82 72	336	A	Long Beach St.	72 63									
214	A	Seattle U	59 69	153	N	Northeastern	64 65									
247	H	CSU Bakersfield	56 48	226	A	Pepperdine	86 64									
264	H	Grand Canyon	64 60	277	A	Arizona	44 83									
339	H	Chicago St.	74 59	117	H	UTEP	76 68									

Non-Div I Games: Tex. Permian Basin 85 58 Western N.M. 89 60

New Mexico St.

Loss, Non-Conf, S Site, H Home A Away N Neutral

Average RPI Win:	268	WON-LOST	WINNING	LAST 10	STRENGTH OF	OPP. STRENGTH	TEAM	ADJ.	CONF.	ADJ CONF.
Average RPI Loss:	109	RECORD	PCT. RANK	GAMES	SCHEDULE	OF SCHEDULE	RPI	RPI	RPI	RPI
DIV. I ONLY	10- 10	170	7- 3	186	219	182	182	25	25	
DIV. I NON-CONF.	3- 7	254	2- 0	68	115	190	190	25	25	

TOTALS	RPI 1-25	RPI 26-50	W-L RECORDS	RPI 51-100	RPI 101-999	RPI 201+				
10- 10	0- 1	0- 1	OVERALL	1- 3	9- 5	9- 1				
6- 3	0- 0	0- 1	HOME	0- 0	6- 2	6- 0				
4- 7	0- 0	0- 0	AWAY	1- 1	3- 0	3- 0				
0- 0	0- 0	0- 0	NEUTRAL	0- 0	0- 0	0- 0				
3- 7	0- 1	0- 1	NON-CONFERENCE	0- 3	3- 2	3- 0				
2- 2	0- 0	0- 1	HOME	0- 0	2- 1	2- 0				
1- 5	0- 1	0- 0	AWAY	0- 3	1- 1	1- 0				
0- 0	0- 0	0- 0	NEUTRAL	0- 0	0- 0	0- 0				
7- 3	0- 0	0- 0	CONFERENCE	1- 0	6- 3	6- 1				
4- 1	0- 0	0- 0	HOME	0- 0	4- 1	4- 0				
3- 2	0- 0	0- 0	AWAY	1- 0	2- 2	2- 1				
0- 0	0- 0	0- 0	NEUTRAL	0- 0	0- 0	0- 0				

RPI 1-25				RPI 26-50				RPI 51-100				RPI 101+ Team's RPI: 182			
RPI	S	Opponent	Score	RPI	S	Opponent	Score	RPI	S	Opponent	Score	RPI	S	Opponent	Score
12	A	Missouri	45 81	49	H	Houston	66 78	59	A	Miami (FL)	46 76	112	H	SFA	67 74
								88	A	South Ala.	45 67	136	A	Lamar University	77 100
								92	A	Tulane	56 79	159	A	Louisiana	57 66
								96	A	Central Ark.	52 48	165	H	Jacksonville St.	54 59
												216	A	Abilene Christian	70 80
												217	H	CSUN	76 73
												240	H	Texas Southern	72 69
												262	H	A&M-Corpus Christi	66 49
												289	A	McNeese	77 64
												301	A	Incarnate Word	72 45
												301	H	Incarnate Word	52 50
												315	H	Northwestern St.	81 63
												326	H	Houston Baptist	70 52
												330	A	La. -Monroe	89 51

LAST 12 Division I GAMES:															
301	A	Incarnate Word	72 45	289	A	McNeese	77 64	136	A	Lamar University	77 100	326	H	Houston Baptist	70 52
315	H	Northwestern St.	81 63	262	H	A&M-Corpus Christi	66 49	216	A	Abilene Christian	70 80	240	H	Texas Southern	72 69
301	H	Incarnate Word	52 50	112	H	SFA	67 74	330	A	La. -Monroe	89 51				
96	A	Central Ark.	52 48												

Non-Div I Games: Xavier (LA) 85 50

New Orleans

Average RPI Win:	228	WON-LOST	WINNING	LAST 10	STRENGTH OF	OPP. STRENGTH	TEAM	ADJ.	CONF.	ADJ CONF.
Average RPI Loss:	145	RECORD	PCT. RANK	GAMES	SCHEDULE	OF SCHEDULE	RPI	RPI	RPI	RPI
DIV. I ONLY	8- 13	246	5- 5	138	227	213	213	27	27	
DIV. I NON-CONF.	3- 8	268	2- 0	61	167	200	200	26	26	

TOTALS	RPI 1-25	RPI 26-50	W-L RECORDS	RPI 51-100	RPI 101-999	RPI 201+				
8- 13	1- 1	0- 1	OVERALL	0- 2	7- 9	5- 3				
4- 5	1- 0	0- 1	HOME	0- 1	3- 3	2- 0				
3- 7	0- 1	0- 0	AWAY	0- 1	3- 5	2- 3				
1- 1	0- 0	0- 0	NEUTRAL	0- 0	1- 1	1- 0				
3- 8	1- 1	0- 1	NON-CONFERENCE	0- 0	2- 6	2- 1				
1- 3	1- 0	0- 1	HOME	0- 0	0- 2	0- 0				
1- 4	0- 1	0- 0	AWAY	0- 0	1- 3	1- 1				
1- 1	0- 0	0- 0	NEUTRAL	0- 0	1- 1	1- 0				
5- 5	0- 0	0- 0	CONFERENCE	0- 2	5- 3	3- 2				
3- 2	0- 0	0- 0	HOME	0- 1	3- 1	2- 0				
2- 3	0- 0	0- 0	AWAY	0- 1	2- 2	1- 2				
0- 0	0- 0	0- 0	NEUTRAL	0- 0	0- 0	0- 0				

RPI 1-25				RPI 26-50				RPI 51-100				RPI 101+ Team's RPI: 213			
RPI	S	Opponent	Score	RPI	S	Opponent	Score	RPI	S	Opponent	Score	RPI	S	Opponent	Score
22	A	Maryl and	65 92	42	H	Drexel	65 66	58	A	Qui nni pi ac	61 77	132	H	Clevel and St.	61 70
23	H	Buffalo	75 62					58	H	Qui nni pi ac	55 84	154	H	Saint Joseph' s	69 93
												155	A	Hartford	65 83
												159	N	Loui si ana	52 68
												171	H	Mari st	78 84
												183	A	Oakl and	59 67
												196	A	Si ena	73 68
												196	H	Si ena	65 50
												212	N	Loui si ana Tech	73 67
												229	A	St. Bonaventure	58 76
												238	H	Manhattan	65 64
												261	A	Fai rfi el d	53 59
												265	A	Ri der	58 65
												270	A	Col gate	81 44
												342	H	I ona	73 59
												343	A	Saint Peter' s	87 52

LAST 12 Division I GAMES:															
58	H	Qui nni pi ac	55 84	196	A	Si ena	73 68								
171	H	Mari st	78 84	58	A	Qui nni pi ac	61 77								
343	A	Saint Peter' s	87 52	261	A	Fai rfi el d	53 59								
265	A	Ri der	58 65	342	H	I ona	73 59								
196	H	Si ena	65 50	270	A	Col gate	81 44								
238	H	Manhattan	65 64	23	H	Buffalo	75 62								

Non-Div I Games:

Niagara

Average RPI Win:	315	WON-LOST	WINNING	LAST 10	STRENGTH OF	OPP. STRENGTH	TEAM	ADJ.	CONF.	ADJ CONF.
Average RPI Loss:	162	RECORD	PCT. RANK	GAMES	SCHEDULE	OF SCHEDULE	RPI	RPI	RPI	RPI
DIV. I ONLY	5- 12	280	3- 7	290	299	281	281	25	25	
DIV. I NON-CONF.	2- 6	280	1- 2	156	269	237	237	25	25	

TOTALS	RPI 1-25	RPI 26-50	W-L RECORDS	RPI 51-100	RPI 101-999	RPI 201+				
5- 12	0- 1	0- 1	OVERALL	0- 1	5- 9	5- 5				
0- 6	0- 1	0- 0	HOME	0- 1	0- 4	0- 1				
5- 5	0- 0	0- 1	AWAY	0- 0	5- 4	5- 3				
0- 1	0- 0	0- 0	NEUTRAL	0- 0	0- 1	0- 1				
2- 6	0- 1	0- 1	NON-CONFERENCE	0- 0	2- 4	2- 2				
0- 2	0- 1	0- 0	HOME	0- 0	0- 1	0- 0				
2- 3	0- 0	0- 1	AWAY	0- 0	2- 2	2- 1				
0- 1	0- 0	0- 0	NEUTRAL	0- 0	0- 1	0- 1				
3- 6	0- 0	0- 0	CONFERENCE	0- 1	3- 5	3- 3				
0- 4	0- 0	0- 0	HOME	0- 1	0- 3	0- 1				
3- 2	0- 0	0- 0	AWAY	0- 0	3- 2	3- 2				
0- 0	0- 0	0- 0	NEUTRAL	0- 0	0- 0	0- 0				

RPI 1-25				RPI 26-50				RPI 51-100				RPI 101+				Team's RPI: 281
RPI	S	Opponent	Score	RPI	S	Opponent	Score	RPI	S	Opponent	Score	RPI	S	Opponent	Score	
9	H	Bayl or	43 85	35	A	LSU	50 65	96	H	Central Ark.	48 69	112	H	SFA	73 86	
												115	H	Jacksonville	61 69	
												127	A	Iowa St.	47 75	
												136	H	Lamar University	61 76	
												220	A	SMU	61 68	
												236	N	Bradley	65 75	
												262	A	A&M-Corpus Christi	55 76	
												289	A	McNeese	61 54	
												294	H	Southeastern La.	57 66	
												301	A	Incarinate Word	62 64	
												306	A	Jackson St.	90 64	
												315	A	Northwestern St.	79 63	
												326	A	Houston Baptist	73 61	
												338	A	Mi ssi ssi ppi Val .	62 57	
LAST 12 Division I GAMES:																
294	H	Southeastern La.	57 66	112	H	SFA	73 86									
136	H	Lamar University	61 76	301	A	Incarinate Word	62 64									
262	A	A&M-Corpus Christi	55 76	315	A	Northwestern St.	79 63									
96	H	Central Ark.	48 69	127	A	Iowa St.	47 75									
289	A	McNeese	61 54	9	H	Bayl or	43 85									
326	A	Houston Baptist	73 61	338	A	Mi ssi ssi ppi Val .	62 57									

Non-Div I Games: Spring Hill 78 70 Evangel 72 55 Southern-N. O. 83 45

Nicholls St.

Average RPI Win:	290	WON-LOST	WINNING	LAST 10	STRENGTH OF	OPP. STRENGTH	TEAM	ADJ.	CONF.	ADJ CONF.
Average RPI Loss:	161	RECORD	PCT. RANK	GAMES	SCHEDULE	OF SCHEDULE	RPI	RPI	RPI	RPI
DIV. I ONLY	12- 6	77	9- 1	326	347	202	202	31	31	
DIV. I NON-CONF.	7- 5	132	5- 1	259	336	184	184	30	30	

TOTALS	RPI 1-25	RPI 26-50	W-L RECORDS	RPI 51-100	RPI 101-999	RPI 201+				
12- 6	0- 0	0- 0	OVERALL	0- 1	12- 5	11- 2				
4- 3	0- 0	0- 0	HOME	0- 0	4- 3	4- 1				
7- 2	0- 0	0- 0	AWAY	0- 1	7- 1	6- 1				
1- 1	0- 0	0- 0	NEUTRAL	0- 0	1- 1	1- 0				
7- 5	0- 0	0- 0	NON-CONFERENCE	0- 1	7- 4	6- 2				
2- 2	0- 0	0- 0	HOME	0- 0	2- 2	2- 1				
4- 2	0- 0	0- 0	AWAY	0- 1	4- 1	3- 1				
1- 1	0- 0	0- 0	NEUTRAL	0- 0	1- 1	1- 0				
5- 1	0- 0	0- 0	CONFERENCE	0- 0	5- 1	5- 0				
2- 1	0- 0	0- 0	HOME	0- 0	2- 1	2- 0				
3- 0	0- 0	0- 0	AWAY	0- 0	3- 0	3- 0				
0- 0	0- 0	0- 0	NEUTRAL	0- 0	0- 0	0- 0				

RPI 1-25				RPI 26-50				RPI 51-100				RPI 101+				Team's RPI: 202	
RPI	S	Opponent	Score	RPI	S	Opponent	Score	RPI	S	Opponent	Score	RPI	S	Opponent	Score		
								84	A	Navy	51	70	122	H	High Point	56	59
												140	A	William & Mary	80	74	
												142	N	Bowling Green	50	59	
												151	H	Bethune-Cookman	51	58	
												228	A	East Carolina	46	51	
												230	H	UNCG	64	63	
												239	H	Loyola Maryland	58	61	
												251	A	Campbell	53	27	
												275	N	St. Francis Brooklyn	52	51	
												280	H	Towson	86	76	
												298	H	Coppin St.	71	57	
												316	A	VCU	66	52	
												330	A	N.C. Central	75	60	
												334	A	South Carolina St.	71	67	
												335	H	Florida A&M	70	49	
												345	A	Savannah St.	78	58	
												349	A	Longwood	64	45	

LAST 12 Division I GAMES:																	
335	H	Florida A&M	70	49	349	A	Longwood	64	45	140	A	William & Mary	80	74			
151	H	Bethune-Cookman	51	58	251	A	Campbell	53	27	230	H	UNCG	64	63			
345	A	Savannah St.	78	58	280	H	Towson	86	76	228	A	East Carolina	46	51			
334	A	South Carolina St.	71	67													
330	A	N.C. Central	75	60													
298	H	Coppin St.	71	57													

Non-Div I Games:

Norfolk St.

Average RPI Win:	167	WON-LOST	WINNING	LAST 10	STRENGTH OF	OPP. STRENGTH	TEAM	ADJ.	CONF.	ADJ CONF.
Average RPI Loss:	84	RECORD	PCT. RANK	GAMES	SCHEDULE	OF SCHEDULE	RPI	RPI	RPI	RPI
DIV. I ONLY	14- 7	77	5- 5	62	89	86	86	1	1	
DIV. I NON-CONF.	10- 3	51	3- 1	107	280	102	102	1	1	

TOTALS	RPI 1-25	RPI 26-50	W-L RECORDS	RPI 51-100	RPI 101-999	RPI 201+				
14- 7	1- 2	0- 1	OVERALL	1- 2	12- 2	5- 1				
11- 4	1- 1	0- 0	HOME	1- 2	9- 1	4- 1				
1- 3	0- 1	0- 1	AWAY	0- 0	1- 1	0- 0				
2- 0	0- 0	0- 0	NEUTRAL	0- 0	2- 0	1- 0				
10- 3	0- 0	0- 0	NON-CONFERENCE	1- 2	9- 1	5- 1				
8- 3	0- 0	0- 0	HOME	1- 2	7- 1	4- 1				
0- 0	0- 0	0- 0	AWAY	0- 0	0- 0	0- 0				
2- 0	0- 0	0- 0	NEUTRAL	0- 0	2- 0	1- 0				
4- 4	1- 2	0- 1	CONFERENCE	0- 0	3- 1	0- 0				
3- 1	1- 1	0- 0	HOME	0- 0	2- 0	0- 0				
1- 3	0- 1	0- 1	AWAY	0- 0	1- 1	0- 0				
0- 0	0- 0	0- 0	NEUTRAL	0- 0	0- 0	0- 0				

RPI 1-25				RPI 26-50				RPI 51-100				Team's RPI : 86				RPI 101+			
RPI	S	Opponent	Score	RPI	S	Opponent	Score	RPI	S	Opponent	Score	RPI	S	Opponent	Score	RPI	S	Opponent	Score
7	A	Florida St.	65 103	28	A	Vi rgi ni a	70 82	52	H	Mi nnesota	88 83	103	A	Wake Forest	79 76				
15	H	Duke	92 86					66	H	Mercer	86 97	118	H	Cl emson	59 52				
18	H	NC State	53 66					88	H	South Ala.	84 85	144	N	Washi ngton	90 78				
												146	H	Col orado	87 80				
												155	H	Hartford	90 70				
												162	H	Pi ttsburgh	68 67				
												181	A	Boston Col lege	64 77				
												187	H	Furman	84 56				
												203	H	Hampton	66 70				
												208	H	Radford	79 46				
												242	H	Presbyteri an	91 56				
												254	N	Grambl ing	79 63				
												272	H	Appal achi an St.	56 43				
												279	H	UNCW	86 60				

LAST 12 Di vi si on I GAMES:																			
28	A	Vi rgi ni a	70 82	181	A	Boston Col lege	64 77												
15	H	Duke	92 86	7	A	Fl ori da St.	65 103												
18	H	NC State	53 66	66	H	Mercer	86 97												
103	A	Wake Forest	79 76	254	N	Grambl ing	79 63												
118	H	Cl emson	59 52	144	N	Washi ngton	90 78												
162	H	Pi ttsburgh	68 67	187	H	Furman	84 56												

Non-Div I Games:

North Carolina

Average RPI Win:	201	WON-LOST	WINNING	LAST 10	STRENGTH OF	OPP. STRENGTH	TEAM	ADJ.	CONF.	ADJ CONF.
Average RPI Loss:	119	RECORD	PCT. RANK	GAMES	SCHEDULE	OF SCHEDULE	RPI	RPI	RPI	RPI
DIV. I ONLY	8- 10	211	3- 7	76	217	152	152	19	19	
DIV. I NON-CONF.	5- 4	146	0- 1	56	190	66	66	14	14	

TOTALS	RPI 1-25	RPI 26-50	W-L RECORDS	RPI 51-100	RPI 101-999	RPI 201+				
8- 10	0- 1	0- 2	OVERALL	1- 1	7- 6	5- 2				
6- 2	0- 0	0- 0	HOME	1- 0	5- 2	4- 1				
1- 8	0- 1	0- 2	AWAY	0- 1	1- 4	1- 1				
1- 0	0- 0	0- 0	NEUTRAL	0- 0	1- 0	0- 0				
5- 4	0- 1	0- 2	NON-CONFERENCE	0- 1	5- 0	3- 0				
3- 0	0- 0	0- 0	HOME	0- 0	3- 0	2- 0				
1- 4	0- 1	0- 2	AWAY	0- 1	1- 0	1- 0				
1- 0	0- 0	0- 0	NEUTRAL	0- 0	1- 0	0- 0				
3- 6	0- 0	0- 0	CONFERENCE	1- 0	2- 6	2- 2				
3- 2	0- 0	0- 0	HOME	1- 0	2- 2	2- 1				
0- 4	0- 0	0- 0	AWAY	0- 0	0- 4	0- 1				
0- 0	0- 0	0- 0	NEUTRAL	0- 0	0- 0	0- 0				

RPI 1-25				RPI 26-50				RPI 51-100				RPI 101+				Team's RPI: 152
RPI	S	Opponent	Score	RPI	S	Opponent	Score	RPI	S	Opponent	Score	RPI	S	Opponent	Score	
9	A	Baylor	43 105	38	A	Oregon St.	55 65	51	H	Northern Colo.	78 70	131	A	Weber St.	69 80	
				40	A	South Dakota St.	52 66	74	A	South Dakota	71 76	136	N	Lamar University	73 70	
												137	H	UNI	80 72	
												143	A	Idaho St.	46 57	
												161	A	Idaho	75 80	
												161	H	Idaho	64 78	
												206	A	Eastern Wash.	70 74	
												206	H	Eastern Wash.	81 79	
												210	H	Montana St.	79 70	
												231	H	Montana	43 54	
												266	H	North Dakota St.	79 68	
												288	H	Massachusetts	82 52	
												314	A	UTSA	60 47	

LAST 12 Division I GAMES:																
				161	H	Idaho	64 78	231	H	Montana	43 54					
				206	H	Eastern Wash.	81 79	206	A	Eastern Wash.	70 74					
				51	H	Northern Colo.	78 70	161	A	Idaho	75 80					
				131	A	Weber St.	69 80	74	A	South Dakota	71 76					
				143	A	Idaho St.	46 57	266	H	North Dakota St.	79 68					
				210	H	Montana St.	79 70	9	A	Baylor	43 105					

Non-Div I Games: Mayville St. 82 54 Southwest Minn. St. 85 62

North Dakota

Average RPI Win:	309	WON-LOST	WINNING	LAST 10	STRENGTH OF	OPP. STRENGTH	TEAM	ADJ.	CONF.	ADJ CONF.
Average RPI Loss:	148	RECORD	PCT. RANK	GAMES	SCHEDULE	OF SCHEDULE	RPI	RPI	RPI	RPI
DIV. I ONLY	5- 13	286	2- 7	191	274	266	266	14	14	
DIV. I NON-CONF.	4- 7	226	1- 3	273	318	271	271	15	15	
<hr/>										
TOTALS	RPI 1-25	RPI 26-50	W-L RECORDS	RPI 51-100	RPI 101-999	RPI 201+				
5- 13	0- 0	0- 1	OVERALL	0- 3	5- 9	5- 2				
3- 3	0- 0	0- 0	HOME	0- 1	3- 2	3- 1				
1- 9	0- 0	0- 1	AWAY	0- 1	1- 7	1- 1				
1- 1	0- 0	0- 0	NEUTRAL	0- 1	1- 0	1- 0				
4- 7	0- 0	0- 0	NON-CONFERENCE	0- 2	4- 5	4- 1				
2- 2	0- 0	0- 0	HOME	0- 0	2- 2	2- 1				
1- 4	0- 0	0- 0	AWAY	0- 1	1- 3	1- 0				
1- 1	0- 0	0- 0	NEUTRAL	0- 1	1- 0	1- 0				
1- 6	0- 0	0- 1	CONFERENCE	0- 1	1- 4	1- 1				
1- 1	0- 0	0- 0	HOME	0- 1	1- 0	1- 0				
0- 5	0- 0	0- 1	AWAY	0- 0	0- 4	0- 1				
0- 0	0- 0	0- 0	NEUTRAL	0- 0	0- 0	0- 0				

RPI 1-25				RPI 26-50				RPI 51-100				RPI 101+				Team's RPI: 266
RPI	S	Opponent	Score	RPI	S	Opponent	Score	RPI	S	Opponent	Score	RPI	S	Opponent	Score	
				40	A	South Dakota St.	63 83	74	H	South Dakota	67 82	106	A	Milwaukee	38 74	
								84	A	Navy	54 67	116	A	Western Ill.	72 97	
								96	N	Central Ark.	45 68	146	A	Colorado	59 108	
												152	A	North Dakota	68 79	
												170	H	Cal Poly	69 73	
												190	A	Oral Roberts	48 71	
												199	A	Denver	79 98	
												233	A	Omaha	67 80	
												285	A	FIU	71 68	
												288	H	Massachusetts	82 70	
												303	H	Fort Wayne	72 56	
												318	H	UTRGV	79 82	
												329	N	UMBC	67 53	
												341	H	NJIT	105 58	
<hr/>																
LAST 12 Division I GAMES:																
116	A	Western Ill.	72 97	74	H	South Dakota	67 82	96	N	Central Ark.	45 68	285	A	FIU	71 68	
233	A	Omaha	67 80	170	H	Cal Poly	69 73	152	A	North Dakota	68 79					
303	H	Fort Wayne	72 56	318	H	UTRGV	79 82									
199	A	Denver	79 98													
190	A	Oral Roberts	48 71													
40	A	South Dakota St.	63 83													

Non-Div I Games: Valley City St. 67 58 Mayville St. 87 43 Dakota St. 97 42

North Dakota St.

Average RPI Win: 257
Average RPI Loss: 166

WON-LOST
RECORD

WINNING
PCT. RANK

LAST 10
GAMES

STRENGTH OF
SCHEDULE

OPP. STRENGTH
OF SCHEDULE

TEAM
RPI

ADJ.
RPI

CONF.
RPI

ADJ CONF.
RPI

DIV. I ONLY	6- 12	261	3- 6	210	222	245	245	22	22
DIV. I NON-CONF.	4- 8	239	1- 4	98	206	182	182	21	21
<hr/>									
TOTALS	RPI 1-25	RPI 26-50	W-L RECORDS	RPI 51-100	RPI 101-999	RPI 201+			
6- 12	0- 3	0- 1	OVERALL	0- 0	6- 8	5- 5			
3- 3	0- 0	0- 0	HOME	0- 0	3- 3	2- 2			
3- 8	0- 3	0- 1	AWAY	0- 0	3- 4	3- 2			
0- 1	0- 0	0- 0	NEUTRAL	0- 0	0- 1	0- 1			
4- 8	0- 3	0- 1	NON-CONFERENCE	0- 0	4- 4	3- 3			
2- 1	0- 0	0- 0	HOME	0- 0	2- 1	1- 1			
2- 6	0- 3	0- 1	AWAY	0- 0	2- 2	2- 1			
0- 1	0- 0	0- 0	NEUTRAL	0- 0	0- 1	0- 1			
2- 4	0- 0	0- 0	CONFERENCE	0- 0	2- 4	2- 2			
1- 2	0- 0	0- 0	HOME	0- 0	1- 2	1- 1			
1- 2	0- 0	0- 0	AWAY	0- 0	1- 2	1- 1			
0- 0	0- 0	0- 0	NEUTRAL	0- 0	0- 0	0- 0			

RPI	S	Opponent	Score
7	A	Florida St.	51 109
16	A	Georgia	37 75
24	A	Michigan	34 79

RPI	S	Opponent	Score
39	A	West Virginia	59 87

RPI	S	Opponent	Score
-----	---	----------	-------

RPI	S	Opponent	Score
115	H	Jacksonville	48 66
151	H	Bethune-Cookman	70 63
172	A	Stetson	55 68
185	A	Fla. Atlantic	75 83
215	A	Morehead St.	61 56
253	H	Lipscomb	69 73
255	H	Col. of Charleston	69 73
267	H	Northern Ky.	58 50
269	H	Kennesaw St.	77 72
282	A	Wofford	57 69
302	N	Monmouth	57 67
305	A	USC Upstate	65 61
335	A	Florida A&M	77 68
341	A	NJIT	65 75

LAST 12 Division I GAMES:

172	A	Stetson	55 68	282	A	Wofford	57 69
341	A	NJIT	65 75	16	A	Georgia	37 75
305	A	USC Upstate	65 61	267	H	Northern Ky.	58 50
253	H	Lipscomb	69 73	255	H	Col. of Charleston	69 73
269	H	Kennesaw St.	77 72	24	A	Michigan	34 79
115	H	Jacksonville	48 66	335	A	Florida A&M	77 68

Non-Div I Games:

Warner

74 38

Edward Waters

73 47

Webber Int'l

81 53

North Florida

Loss, Non-Conf, S Site, H Home A Away N Neutral

Average RPI Win: 253

Average RPI Loss: 127

WON-LOST
RECORDWINNING
PCT. RANKLAST 10
GAMESSTRENGTH OF
SCHEDULEOPP. STRENGTH
OF SCHEDULETEAM
RPIADJ.
RPICONF.
RPIADJ CONF.
RPIDIV. I ONLY
DIV. I NON-CONF.8- 9
6- 3200
873- 6
2- 1247
342149
73234
232234
23218
1918
19

TOTALS

RPI 1-25

RPI 26-50

W-L RECORDS

RPI 51-100

RPI 101-999

RPI 201+

8- 9
5- 4
1- 5
2- 00- 0
0- 0
0- 0
0- 00- 1
0- 1
0- 0
0- 0OVERALL
HOME
AWAY
NEUTRAL0- 3
0- 1
0- 2
0- 08- 5
5- 2
1- 3
2- 06- 2
3- 0
1- 2
2- 06- 3
3- 1
1- 2
2- 00- 0
0- 0
0- 0
0- 00- 0
0- 0
0- 0
0- 0NON-CONFERENCE
HOME
AWAY
NEUTRAL0- 2
0- 1
0- 1
0- 06- 1
3- 0
1- 1
2- 05- 1
2- 0
1- 1
2- 02- 6
2- 3
0- 3
0- 00- 0
0- 0
0- 0
0- 00- 1
0- 1
0- 0
0- 0CONFERENCE
HOME
AWAY
NEUTRAL0- 1
0- 0
0- 1
0- 02- 4
2- 2
0- 2
0- 01- 1
1- 0
0- 1
0- 0

RPI 1-25

RPI 26-50

RPI 51-100

RPI 101+

Team's RPI: 234

RPI S Opponent Score

RPI S Opponent Score

43 H Western Ky. 65 79

RPI S Opponent Score

69 A Indiana 63 68

70 H Kansas St. 54 55

83 A UAB 52 68

RPI S Opponent Score

114 H Rice 49 50

117 H UTEP 48 50

119 A Middle Tenn. 48 56

167 H Tulsa 66 43

177 H Charlotte 73 68

212 A Louisiana Tech 53 61

220 H SMU 47 40

221 H La Salle 70 44

284 N Coastal Caro. 50 34

290 N Detroit Mercy 63 57

317 A Ill. -Chicago 67 70

319 H Old Dominion 63 46

344 A Eastern Ill. 63 61

LAST 12 Division I GAMES:

117 H UTEP 48 50

43 H Western Ky. 65 79

83 A UAB 52 68

119 A Middle Tenn. 48 56

177 H Charlotte 73 68

319 H Old Dominion 63 46

114 H Rice 49 50

212 A Louisiana Tech 53 61

344 A Eastern Ill. 63 61

317 A Ill. -Chicago 67 70

221 H La Salle 70 44

69 A Indiana 63 68

Non-Div I Games:

Mid-Amer. Christian 86 52

Tex. A&M Int'l 64 38

Okla. Panhandle 63 41

North Texas

Loss, Non-Conf, S Site, H Home A Away N Neutral

Average RPI Win:	234	WON-LOST	WINNING	LAST 10	STRENGTH OF	OPP. STRENGTH	TEAM	ADJ.	CONF.	ADJ CONF.
Average RPI Loss:	119	RECORD	PCT. RANK	GAMES	SCHEDULE	OF SCHEDULE	RPI	RPI	RPI	RPI
DIV. I ONLY	10- 10	170	5- 5	127	231	153	153	10	10	
DIV. I NON-CONF.	5- 6	187	2- 1	206	314	220	220	13	13	

TOTALS	RPI 1-25	RPI 26-50	W-L RECORDS	RPI 51-100	RPI 101-999	RPI 201+				
10- 10	0- 0	0- 3	OVERALL	0- 3	10- 4	7- 1				
4- 4	0- 0	0- 1	HOME	0- 2	4- 1	2- 0				
5- 4	0- 0	0- 1	AWAY	0- 1	5- 2	4- 0				
1- 2	0- 0	0- 1	NEUTRAL	0- 0	1- 1	1- 1				
5- 6	0- 0	0- 1	NON-CONFERENCE	0- 1	5- 4	4- 1				
2- 2	0- 0	0- 0	HOME	0- 1	2- 1	1- 0				
2- 2	0- 0	0- 0	AWAY	0- 0	2- 2	2- 0				
1- 2	0- 0	0- 1	NEUTRAL	0- 0	1- 1	1- 1				
5- 4	0- 0	0- 2	CONFERENCE	0- 2	5- 0	3- 0				
2- 2	0- 0	0- 1	HOME	0- 1	2- 0	1- 0				
3- 2	0- 0	0- 1	AWAY	0- 1	3- 0	2- 0				
0- 0	0- 0	0- 0	NEUTRAL	0- 0	0- 0	0- 0				

RPI 1-25				RPI 26-50				RPI 51-100				RPI 101+				Team's RPI: 153	
RPI	S	Opponent	Score	RPI	S	Opponent	Score	RPI	S	Opponent	Score	RPI	S	Opponent	Score		
42	A	Drexel	50 58	42	H	Drexel	58 69	68	H	Harvard	69 79	119	A	Delaware	64 53		
42	H	Drexel	58 69	49	N	Houston	64 72	77	A	Elon	71 78	140	H	William & Mary	64 46		
								90	H	James Madison	57 60	171	H	Marist	78 72		
												180	A	New Hampshire	50 65		
												184	H	Providence	95 98		
												193	A	Boston U.	73 74		
												250	N	New Mexico St.	65 64		
												255	H	Col. of Charleston	59 37		
												261	H	Fairfield	63 43		
												268	N	Illinois St.	55 65		
												279	A	UNCW	54 47		
												280	A	Towson	70 61		
												288	A	Massachusetts	64 54		
												292	A	Vermont	71 66		
LAST 12 Division I GAMES:																	
42	A	Drexel	50 58	279	A	UNCW	54 47										
119	A	Delaware	64 53	90	H	James Madison	57 60										
140	H	William & Mary	64 46	280	A	Towson	70 61										
42	H	Drexel	58 69	268	N	Illinois St.	55 65										
255	H	Col. of Charleston	59 37	250	N	New Mexico St.	65 64										
77	A	Elon	71 78	292	A	Vermont	71 66										

Non-Div I Games:

Northeastern

Average RPI Win:	202	WON-LOST	WINNING	LAST 10	STRENGTH OF	OPP. STRENGTH	TEAM	ADJ.	CONF.	ADJ CONF.
Average RPI Loss:	209	RECORD	PCT. RANK	GAMES	SCHEDULE	OF SCHEDULE	RPI	RPI	RPI	RPI
DIV. I ONLY	3- 16	318	1- 9	233	332	327	327	19	19	
DIV. I NON-CONF.	2- 8	290	0- 3	256	327	327	327	14	14	

TOTALS	RPI 1-25	RPI 26-50	W-L RECORDS	RPI 51-100	RPI 101-999	RPI 201+				
3- 16	0- 0	0- 0	OVERALL	0- 0	3- 16	1- 10				
2- 8	0- 0	0- 0	HOME	0- 0	2- 8	1- 4				
0- 8	0- 0	0- 0	AWAY	0- 0	0- 8	0- 6				
1- 0	0- 0	0- 0	NEUTRAL	0- 0	1- 0	0- 0				
2- 8	0- 0	0- 0	NON-CONFERENCE	0- 0	2- 8	1- 4				
1- 4	0- 0	0- 0	HOME	0- 0	1- 4	1- 1				
0- 4	0- 0	0- 0	AWAY	0- 0	0- 4	0- 3				
1- 0	0- 0	0- 0	NEUTRAL	0- 0	1- 0	0- 0				
1- 8	0- 0	0- 0	CONFERENCE	0- 0	1- 8	0- 6				
1- 4	0- 0	0- 0	HOME	0- 0	1- 4	0- 3				
0- 4	0- 0	0- 0	AWAY	0- 0	0- 4	0- 3				
0- 0	0- 0	0- 0	NEUTRAL	0- 0	0- 0	0- 0				

RPI 1-25				RPI 26-50				RPI 51-100				RPI 101+ Team's RPI: 327			
RPI	S	Opponent	Score	RPI	S	Opponent	Score	RPI	S	Opponent	Score	RPI	S	Opponent	Score
												114	H	Rice	83 88
												131	H	Weber St.	76 75
												143	H	Idaho St.	55 75
												161	A	Idaho	68 83
												170	H	Cal Poly	73 89
												197	H	UC Santa Barbara	93 96
												198	N	Boise St.	62 60
												199	A	Denver	73 80
												206	A	Eastern Wash.	62 82
												210	A	Montana St.	39 81
												210	H	Montana St.	56 78
												217	A	CSUN	69 78
												231	A	Montana	62 70
												231	H	Montana	52 69
												241	A	Youngstown St.	67 69
												246	A	Hawaii	68 84
												264	H	Grand Canyon	54 72
												277	H	Arizona	84 66
												307	H	Southern Utah	57 60

LAST 12 Division I GAMES:															
				231	H	Montana	52 69	131	H	Weber St.	76 75				
				210	H	Montana St.	56 78	210	A	Montana St.	39 81				
				161	A	Idaho	68 83	231	A	Montana	62 70				
				206	A	Eastern Wash.	62 82	217	A	CSUN	69 78				
				307	H	Southern Utah	57 60	241	A	Youngstown St.	67 69				
				143	H	Idaho St.	55 75	264	H	Grand Canyon	54 72				

Non-Div I Games: Antelope Valley 104 49

Northern Ariz.

Average RPI Win:	160	WON-LOST	WINNING	LAST 10	STRENGTH OF	OPP. STRENGTH	TEAM	ADJ.	CONF.	ADJ CONF.
Average RPI Loss:	119	RECORD	PCT. RANK	GAMES	SCHEDULE	OF SCHEDULE	RPI	RPI	RPI	RPI
DIV. I ONLY	14- 6	69	7- 3	50	163	51	51	19	19	
DIV. I NON-CONF.	8- 3	65	2- 1	42	88	27	27	14	14	

TOTALS	RPI 1-25	RPI 26-50	W-L RECORDS	RPI 51-100	RPI 101-999	RPI 201+				
14- 6	0- 0	2- 0	OVERALL	0- 2	12- 4	5- 0				
7- 2	0- 0	1- 0	HOME	0- 0	6- 2	3- 0				
6- 4	0- 0	1- 0	AWAY	0- 2	5- 2	2- 0				
1- 0	0- 0	0- 0	NEUTRAL	0- 0	1- 0	0- 0				
8- 3	0- 0	2- 0	NON-CONFERENCE	0- 2	6- 1	1- 0				
4- 1	0- 0	1- 0	HOME	0- 0	3- 1	0- 0				
3- 2	0- 0	1- 0	AWAY	0- 2	2- 0	1- 0				
1- 0	0- 0	0- 0	NEUTRAL	0- 0	1- 0	0- 0				
6- 3	0- 0	0- 0	CONFERENCE	0- 0	6- 3	4- 0				
3- 1	0- 0	0- 0	HOME	0- 0	3- 1	3- 0				
3- 2	0- 0	0- 0	AWAY	0- 0	3- 2	1- 0				
0- 0	0- 0	0- 0	NEUTRAL	0- 0	0- 0	0- 0				

RPI 1-25				RPI 26-50				RPI 51-100				Team's RPI : 51				RPI 101+			
RPI	S	Opponent	Score	RPI	S	Opponent	Score	RPI	S	Opponent	Score	RPI	S	Opponent	Score	RPI	S	Opponent	Score
26	A	DePaul	94 88	26	A	DePaul	94 88	58	A	Qui nni pi ac	49 60	124	H	BYU	79 74	124	H	BYU	79 74
35	H	LSU	58 50	35	H	LSU	58 50	65	A	Fordham	33 48	128	N	Liberty	65 57	128	N	Liberty	65 57
												131	A	Weber St.	73 82	131	A	Weber St.	73 82
												143	A	Idaho St.	63 57	143	A	Idaho St.	63 57
												149	H	Col orado St.	44 55	149	H	Col orado St.	44 55
												152	A	North Dakota	70 78	152	A	North Dakota	70 78
												156	H	Paci fi c	80 55	156	H	Paci fi c	80 55
												161	A	Idaho	78 72	161	A	Idaho	78 72
												161	H	Idaho	71 79	161	H	Idaho	71 79
												163	H	San Franci sco	73 60	163	H	San Franci sco	73 60
												199	A	Denver	71 63	199	A	Denver	71 63
												206	A	Eastern Wash.	70 65	206	A	Eastern Wash.	70 65
												206	H	Eastern Wash.	68 62	206	H	Eastern Wash.	68 62
												210	H	Montana St.	82 69	210	H	Montana St.	82 69
												231	H	Montana	68 50	231	H	Montana	68 50
												252	A	UMKC	88 73	252	A	UMKC	88 73
LAST 12 Division I GAMES:																			
206	H	Eastern Wash.	68 62	206	H	Eastern Wash.	68 62	210	H	Montana St.	82 69	210	H	Montana St.	82 69				
161	H	Idaho	71 79	161	H	Idaho	71 79	161	A	Idaho	78 72	161	A	Idaho	78 72				
152	A	North Dakota	70 78	152	A	North Dakota	70 78	206	A	Eastern Wash.	70 65	206	A	Eastern Wash.	70 65				
143	A	Idaho St.	63 57	143	A	Idaho St.	63 57	128	N	Liberty	65 57	128	N	Liberty	65 57				
131	A	Weber St.	73 82	131	A	Weber St.	73 82	252	A	UMKC	88 73	252	A	UMKC	88 73				
231	H	Montana	68 50	231	H	Montana	68 50	149	H	Col orado St.	44 55	149	H	Col orado St.	44 55				

Non-Div I Games:

Northern Colo.

Average RPI	Win:	221	WON-LOST	WINNING	LAST 10	STRENGTH OF	OPP. STRENGTH	TEAM	ADJ.	CONF.	ADJ CONF.
Average RPI	Loss:	86	RECORD	PCT. RANK	GAMES	SCHEDULE	OF SCHEDULE	RPI	RPI	RPI	RPI
DIV. I ONLY	10- 10	170	2- 8	155	130	139	139	7	7		
DIV. I NON-CONF.	8- 3	65	2- 1	311	251	142	142	8	8		

TOTALS	RPI 1-25	RPI 26-50	W-L RECORDS	RPI 51-100	RPI 101-999	RPI 201+					
10- 10	1- 0	0- 3	OVERALL	0- 4	9- 3	6- 1					
5- 2	1- 0	0- 1	HOME	0- 0	4- 1	2- 1					
4- 6	0- 0	0- 0	AWAY	0- 1	4- 0	3- 0					
1- 2	0- 0	0- 0	NEUTRAL	0- 1	1- 1	1- 0					
8- 3	0- 0	0- 1	NON-CONFERENCE	0- 1	8- 1	6- 0					
3- 0	0- 0	0- 0	HOME	0- 0	3- 0	2- 0					
4- 1	0- 0	0- 1	AWAY	0- 0	4- 0	3- 0					
1- 2	0- 0	0- 0	NEUTRAL	0- 1	1- 1	1- 0					
2- 7	1- 0	0- 2	CONFERENCE	0- 3	1- 2	0- 1					
2- 2	1- 0	0- 1	HOME	0- 0	1- 1	0- 1					
0- 5	0- 0	0- 1	AWAY	0- 3	0- 1	0- 0					
0- 0	0- 0	0- 0	NEUTRAL	0- 0	0- 0	0- 0					

RPI	S	Opponent	Score	RPI	S	Opponent	Score	RPI	S	Opponent	Score	RPI	S	Opponent	Score	Team's RPI: 139
23	H	Buffalo	86 84	30	A	Iowa	80 105	61	A	Toledo	60 63	110	A	Miami (OH)	65 67	
				32	A	Ball St.	72 81	67	N	Albany (NY)	91 97	116	H	Western Ill.	96 94	
				36	H	Central Mich.	78 81	78	A	Ohio	75 77	123	H	Kent St.	81 79	
								98	A	Western Mich.	83 88	135	A	SIUE	86 75	
												136	N	Lamar University	80 90	
												207	H	Eastern Mich.	76 83	
												236	H	Bradley	76 52	
												273	N	Sacramento St.	84 75	
												308	H	Loyola Chicago	80 71	
												314	A	UTSA	69 55	
												339	A	Chicago St.	80 59	
												344	A	Eastern Ill.	93 64	
LAST 12 Division I GAMES:																
32	A	Ball St.	72 81	23	H	Buffalo	86 84	123	H	Kent St.	81 79	110	A	Miami (OH)	65 67	
78	A	Ohio	75 77	67	N	Albany (NY)	91 97	273	N	Sacramento St.	84 75	135	A	SIUE	86 75	
207	H	Eastern Mich.	76 83	61	A	Toledo	60 63									
36	H	Central Mich.	78 81	98	A	Western Mich.	83 88									

Non-Div I Games:

Northern Ill.

Average RPI Win: 188

Average RPI Loss: 166

WON-LOST
RECORDWINNING
PCT. RANKLAST 10
GAMESSTRENGTH OF
SCHEDULEOPP. STRENGTH
OF SCHEDULETEAM
RPIADJ.
RPICONF.
RPIADJ CONF.
RPIDIV. I ONLY
DIV. I NON-CONF.4- 16
1- 9306
3183- 7
1- 1130
192232
308267
304267
30411
1211
12

TOTALS

RPI 1-25

RPI 26-50

W-L RECORDS

RPI 51-100

RPI 101-999

RPI 201+

4- 16

1- 0

0- 0

OVERALL

0- 2

3- 14

2- 5

2- 8

1- 0

0- 0

HOME

0- 2

1- 6

1- 1

2- 7

0- 0

0- 0

AWAY

0- 0

2- 7

1- 4

0- 1

0- 0

0- 0

NEUTRAL

0- 0

0- 1

0- 0

1- 9

0- 0

0- 0

NON-CONFERENCE

0- 1

1- 8

0- 4

0- 4

0- 0

0- 0

HOME

0- 1

0- 3

0- 1

1- 4

0- 0

0- 0

AWAY

0- 0

1- 4

0- 3

0- 1

0- 0

0- 0

NEUTRAL

0- 0

0- 1

0- 0

3- 7

1- 0

0- 0

CONFERENCE

0- 1

2- 6

2- 1

2- 4

1- 0

0- 0

HOME

0- 1

1- 3

1- 0

1- 3

0- 0

0- 0

AWAY

0- 0

1- 3

1- 1

0- 0

0- 0

0- 0

NEUTRAL

0- 0

0- 0

0- 0

RPI 1-25

RPI	S	Opponent	Score
13	H	Green Bay	62 54

RPI 26-50

RPI	S	Opponent	Score
62	H	IUPUI	35 71
69	H	Indiana	56 67

RPI 51-100

RPI	S	Opponent	Score
62	H	IUPUI	35 71
69	H	Indiana	56 67

RPI 101+

Team's RPI: 267

RPI	S	Opponent	Score
102	H	Wright St.	63 68
106	H	Milwaukee	49 52
115	N	Jacksonville	49 61
123	H	Kent St.	54 59
130	A	ETSU	57 45
132	A	Cleveland St.	49 72
132	H	Cleveland St.	65 70
157	H	Robert Morris	50 59
172	A	Stetson	56 67
183	A	Oakland	53 79
241	A	Youngstown St.	51 54
244	H	Austin Peay	52 53
245	A	North Florida	50 58
268	A	Illinois St.	37 49
290	A	Detroit Mercy	78 67
297	A	Murray St.	87 98
317	H	Ill. -Chicago	61 53

LAST 12 Division I GAMES:

132	A	Cleveland St.	49 72	183	A	Oakland	53 79
241	A	Youngstown St.	51 54	290	A	Detroit Mercy	78 67
317	H	Ill. -Chicago	61 53	13	H	Green Bay	62 54
62	H	IUPUI	35 71	106	H	Milwaukee	49 52
132	H	Cleveland St.	65 70	130	A	ETSU	57 45
102	H	Wright St.	63 68	115	N	Jacksonville	49 61

Non-Div I Games: Oakland City 103 25

Northern Ky.

Loss,
 Non-Conf,
 S Site,
 H Home
A Away
 N Neutral

Average RPI Win: 227

Average RPI Loss: 66

WON-LOST
RECORDWINNING
PCT. RANKLAST 10
GAMESSTRENGTH OF
SCHEDULEOPP. STRENGTH
OF SCHEDULETEAM
RPIADJ.
RPICONF.
RPIADJ CONF.
RPIDIV. I ONLY
DIV. I NON-CONF.9- 14
7- 7242
1703- 7
1- 279
15981
123175
176175
1763
43
4

TOTALS

RPI 1-25

RPI 26-50

W-L RECORDS

RPI 51-100

RPI 101-999

RPI 201+

9- 14

0- 4

0- 4

OVERALL

1- 2

8- 4

5- 0

5- 7

0- 3

0- 2

HOME

0- 1

5- 1

3- 0

3- 5

0- 0

0- 1

AWAY

0- 0

3- 0

2- 0

1- 2

0- 0

0- 0

NEUTRAL

1- 1

0- 1

0- 0

7- 7

0- 2

0- 1

NON-CONFERENCE

1- 1

6- 3

5- 0

4- 3

0- 1

0- 1

HOME

0- 0

4- 1

3- 0

2- 2

0- 1

0- 0

AWAY

0- 0

2- 1

2- 0

1- 2

0- 0

0- 0

NEUTRAL

1- 1

0- 1

0- 0

2- 7

0- 2

0- 3

CONFERENCE

0- 1

2- 1

0- 0

1- 4

0- 2

0- 1

HOME

0- 1

1- 0

0- 0

1- 3

0- 0

0- 2

AWAY

0- 0

1- 1

0- 0

0- 0

0- 0

0- 0

NEUTRAL

0- 0

0- 0

0- 0

RPI 1-25

RPI 26-50

RPI 51-100

RPI 101+

Team's RPI: 175

RPI	S	Opponent	Score
13	H	Green Bay	57 63
22	H	Maryl and	65 68
24	H	Mi chi gan	59 80
25	A	Syracuse	74 81

RPI	S	Opponent	Score
26	H	DePaul	63 92
41	A	Mi chi gan St.	51 81
46	A	Purdue	60 63
47	H	Nebraska	59 69

RPI	S	Opponent	Score
52	H	Minnesota	63 90
91	N	Chattanooga	44 61
99	N	Auburn	49 48

RPI	S	Opponent	Score
106	H	Milwaukee	57 66
125	N	Georgetown	54 55
126	A	Missouri St.	59 90
178	A	Wisconsin	46 58
178	H	Wisconsin	69 60
183	H	Oakland	88 70
192	A	Illinois	74 59
222	H	Stony Brook	68 36
227	A	UT Martin	71 63
259	H	Santa Clara	57 47
339	A	Chicago St.	63 36
344	H	Eastern Ill.	74 40

LAST 12 Division I GAMES:

24	H	Mi chi gan	59 80	41	A	Mi chi gan St.	51 81
22	H	Maryl and	65 68	192	A	Illinois	74 59
178	A	Wisconsin	46 58	52	H	Minnesota	63 90
46	A	Purdue	60 63	344	H	Eastern Ill.	74 40
178	H	Wisconsin	69 60	13	H	Green Bay	57 63
47	H	Nebraska	59 69	126	A	Missouri St.	59 90

Northwestern

Northwestern

Non-Div I Games:

Northwestern

Average RPI Win:	326	WON-LOST	WINNING	LAST 10	STRENGTH OF	OPP. STRENGTH	TEAM	ADJ.	CONF.	ADJ CONF.
Average RPI Loss:	170	RECORD	PCT. RANK	GAMES	SCHEDULE	OF SCHEDULE	RPI	RPI	RPI	RPI
DIV. I ONLY	2- 14	324	1- 8	201	265	315	315	25	25	
DIV. I NON-CONF.	1- 6	306	0- 2	75	122	230	230	25	25	

TOTALS	RPI 1-25	RPI 26-50	W-L RECORDS	RPI 51-100	RPI 101-999	RPI 201+				
2- 14	0- 1	0- 0	OVERALL	0- 4	2- 9	2- 6				
1- 5	0- 0	0- 0	HOME	0- 1	1- 4	1- 2				
1- 8	0- 0	0- 0	AWAY	0- 1	1- 0	1- 0				
0- 1	0- 0	0- 0	NEUTRAL	0- 0	0- 1	0- 1				
1- 6	0- 1	0- 0	NON-CONFERENCE	0- 3	1- 2	1- 1				
0- 1	0- 0	0- 0	HOME	0- 0	0- 1	0- 0				
1- 4	0- 1	0- 0	AWAY	0- 3	1- 0	1- 0				
0- 1	0- 0	0- 0	NEUTRAL	0- 0	0- 1	0- 1				
1- 8	0- 0	0- 0	CONFERENCE	0- 1	1- 7	1- 5				
1- 4	0- 0	0- 0	HOME	0- 1	1- 3	1- 2				
0- 4	0- 0	0- 0	AWAY	0- 0	0- 4	0- 3				
0- 0	0- 0	0- 0	NEUTRAL	0- 0	0- 0	0- 0				

RPI 1-25				RPI 26-50				RPI 51-100				RPI 101+ Team's RPI: 315			
RPI	S	Opponent	Score	RPI	S	Opponent	Score	RPI	S	Opponent	Score	RPI	S	Opponent	Score
11	A	Texas	44 68					63	A	Oklahoma St.	44 78	112	H	SFA	62 70
								64	A	TCU	51 89	169	H	Southern Miss.	59 71
								96	H	Central Ark.	53 61	182	A	New Orleans	63 81
								100	A	Ole Miss	44 75	216	A	Abilene Christian	41 80
												240	N	Texas Southern	43 56
												262	H	A&M-Corpus Christi	56 62
												281	H	Nicholls St.	63 79
												289	A	McNeese	67 72
												294	A	Southeastern La.	65 71
												322	H	Sam Houston St.	63 60
												330	A	La.-Monroe	70 48
LAST 12 Division I GAMES:															
96	H	Central Ark.	53 61	262	H	A&M-Corpus Christi	56 62								
182	A	New Orleans	63 81	289	A	McNeese	67 72								
294	A	Southeastern La.	65 71	281	H	Nicholls St.	63 79								
322	H	Sam Houston St.	63 60	64	A	TCU	51 89								
216	A	Abilene Christian	41 80	11	A	Texas	44 68								
112	H	SFA	62 70	240	N	Texas Southern	43 56								

Non-Div I Games: LeTourneau 82 39 LSU-Shreveport 62 42 LSU-Alexandria 85 55 Central Baptist 87 22 Northwestern St.

Average RPI	Win:	74	WON-LOST	WINNING	LAST 10	STRENGTH OF	OPP. STRENGTH	TEAM	ADJ.	CONF.	ADJ CONF.
Average RPI	Loss:	4	RECORD	PCT. RANK	GAMES	SCHEDULE	OF SCHEDULE	RPI	RPI	RPI	RPI
DIV. I ONLY		20- 2	5	9- 1	1	4	1	1	1	1	1
DIV. I NON-CONF.		12- 1	6	3- 0	2	8	2	2	1	1	1

TOTALS	RPI 1-25		RPI 26-50		W-L RECORDS	RPI 51-100		RPI 101-999		RPI 201+	
20- 2	6- 2		5- 0		OVERALL	2- 0		7- 0		1- 0	
9- 0	3- 0		2- 0		HOME	1- 0		3- 0		1- 0	
8- 2	2- 2		2- 0		AWAY	1- 0		3- 0		0- 0	
3- 0	1- 0		1- 0		NEUTRAL	0- 0		1- 0		0- 0	
12- 1	4- 1		5- 0		NON-CONFERENCE	0- 0		3- 0		1- 0	
5- 0	2- 0		2- 0		HOME	0- 0		1- 0		1- 0	
4- 1	1- 1		2- 0		AWAY	0- 0		1- 0		0- 0	
3- 0	1- 0		1- 0		NEUTRAL	0- 0		1- 0		0- 0	
8- 1	2- 1		0- 0		CONFERENCE	2- 0		4- 0		0- 0	
4- 0	1- 0		0- 0		HOME	1- 0		2- 0		0- 0	
4- 1	1- 1		0- 0		AWAY	1- 0		2- 0		0- 0	
0- 0	0- 0		0- 0		NEUTRAL	0- 0		0- 0		0- 0	

RPI	S	Opponent	Score	RPI	S	Opponent	Score	RPI	S	Opponent	Score	RPI	S	Opponent	Score
2	A	UConn	71 80	26	H	DePaul	91 82	59	H	Miami (FL)	83 76	103	A	Wake Forest	96 73
5	A	Louisville	67 100	31	N	South Fla.	76 66	73	A	Georgia Tech	77 54	108	A	Penn	66 54
7	A	Florida St.	100 69	38	A	Oregon St.	72 67					118	H	Clemson	90 37
10	H	Tennessee	84 70	41	H	Michigan St.	90 59					130	N	ETSU	77 46
17	N	South Carolina	92 85	43	A	Western Ky.	78 65					162	A	Pittsburgh	87 53
20	H	Marquette	91 85									181	H	Boston College	89 60
24	A	Michigan	83 63									260	H	Mt. St. Mary's	121 65
25	H	Syracuse	87 72												

LAST 12 Division I GAMES:															
7	A	Florida St.	100 69	73	A	Georgia Tech	77 54	59	H	Miami (FL)	83 76	103	A	Wake Forest	96 73
162	A	Pittsburgh	87 53	25	H	Syracuse	87 72	20	H	Marquette	91 85	26	H	DePaul	91 82
118	H	Clemson	90 37												
10	H	Tennessee	84 70												
181	H	Boston College	89 60												
5	A	Louisville	67 100												

Non-Div I Games:

Notre Dame

RPI 1-25			
RPI	S	Opponent	Score
13	H	Green Bay	48 81
24	A	Mi chi gan	69 78
RPI 26-50			
RPI	S	Opponent	Score
36	H	Central Mich.	85 103
41	A	Mi chi gan St.	63 95
RPI 51-100			
RPI	S	Opponent	Score
62	A	IUPUI	64 80
RPI 101+			
RPI	S	Opponent	Score
102	H	Wright St.	57 77
106	H	Milwaukee	62 74
132	A	Cleveland St.	62 70
175	A	Northwestern	70 88
213	H	Niagara	67 59
241	A	Youngstown St.	58 48
267	H	Northern Ky.	79 53
268	H	Illinois St.	64 43
278	A	Cornell	79 77
290	H	Detroit Mercy	83 50
291	A	Canisius	83 48
317	A	Ill.-Chicago	67 63
319	N	Old Dominion	80 59
340	N	Ark.-Pine Bluff	69 37

Oakl and

Average RPI	Win:	167	WON-LOST	WINNING	LAST 10	STRENGTH OF	OPP. STRENGTH	TEAM	ADJ.	CONF.	ADJ CONF.
Average RPI	Loss:	74	RECORD	PCT. RANK	GAMES	SCHEDULE	OF SCHEDULE	RPI	RPI	RPI	RPI
DIV. I ONLY		10- 9		154	6- 4	27	112	78	78	7	7
DIV. I NON-CONF.		5- 5		170	1- 2	41	222	97	97	8	8

TOTALS	RPI 1-25		RPI 26-50		W-L RECORDS		RPI 51-100		RPI 101-999		RPI 201+
10- 9	0- 2		1- 2		OVERALL		2- 2		7- 3		4- 0
5- 3	0- 2		0- 0		HOME		1- 1		4- 0		2- 0
5- 4	0- 0		1- 0		AWAY		1- 0		3- 1		2- 0
0- 2	0- 0		0- 1		NEUTRAL		0- 0		0- 1		0- 0
5- 5	0- 1		1- 1		NON-CONFERENCE		0- 1		4- 2		3- 0
2- 2	0- 1		0- 0		HOME		0- 1		2- 0		1- 0
3- 1	0- 0		1- 0		AWAY		0- 0		2- 1		2- 0
0- 2	0- 0		0- 1		NEUTRAL		0- 0		0- 1		0- 0
5- 4	0- 1		0- 1		CONFERENCE		2- 1		3- 1		1- 0
3- 1	0- 1		0- 0		HOME		1- 0		2- 0		1- 0
2- 3	0- 0		0- 1		AWAY		1- 1		1- 1		0- 0
0- 0	0- 0		0- 0		NEUTRAL		0- 0		0- 0		0- 0

RPI 1-25				RPI 26-50				RPI 51-100				RPI 101+			
RPI	S	Opponent	Score	RPI	S	Opponent	Score	RPI	S	Opponent	Score	RPI	S	Opponent	Score
23	H	Buffalo	63 67	28	N	Virginia	59 77	61	A	Toledo	57 75	110	A	Miami (OH)	55 64
24	H	Michigan	61 74	36	A	Central Mich.	58 82	61	H	Toledo	78 61	122	H	High Point	64 61
				46	A	Purdue	77 71	62	H	IUPUI	52 76	132	A	Cleveland St.	64 71
								98	A	Western Mich.	69 54	139	H	Northern Ill.	77 75
												142	A	Bowling Green	70 63
												187	N	Furman	68 70
												219	H	Akron	70 67
												224	H	N.C. A&T	72 65
												293	A	Eastern Ky.	69 57
												323	A	Marshall	54 52

LAST 12 Division I GAMES:															
110	A	Miami (OH)	55 64	219	H	Akron	70 67								
139	H	Northern Ill.	77 75	36	A	Central Mich.	58 82								
142	A	Bowling Green	70 63	61	H	Toledo	78 61								
23	H	Buffalo	63 67	224	H	N.C. A&T	72 65								
98	A	Western Mich.	69 54	28	N	Virginia	59 77								
61	A	Toledo	57 75	187	N	Furman	68 70								

Non-Div I Games: Notre Dame (OH) 93 37

Ohio

Average RPI	Win:	86	WON-LOST	WINNING	LAST 10	STRENGTH OF	OPP. STRENGTH	TEAM	ADJ.	CONF.	ADJ CONF.
Average RPI	Loss:	19	RECORD	PCT. RANK	GAMES	SCHEDULE	OF SCHEDULE	RPI	RPI	RPI	RPI
DIV. I ONLY		17- 5		35	7- 3	3	6	6	6	3	3
DIV. I NON-CONF.		11- 2		23	3- 0	9	7	6	6	4	4

TOTALS	RPI 1-25		RPI 26-50		W-L RECORDS	RPI 51-100		RPI 101-999		RPI 201+	
17- 5	1- 4		5- 1		OVERALL	5- 0		6- 0		0- 0	
9- 2	0- 2		2- 0		HOME	4- 0		3- 0		0- 0	
5- 3	1- 2		1- 1		AWAY	1- 0		2- 0		0- 0	
3- 0	0- 0		2- 0		NEUTRAL	0- 0		1- 0		0- 0	
11- 2	0- 2		3- 0		NON-CONFERENCE	2- 0		6- 0		0- 0	
6- 1	0- 1		1- 0		HOME	2- 0		3- 0		0- 0	
2- 1	0- 1		0- 0		AWAY	0- 0		2- 0		0- 0	
3- 0	0- 0		2- 0		NEUTRAL	0- 0		1- 0		0- 0	
6- 3	1- 2		2- 1		CONFERENCE	3- 0		0- 0		0- 0	
3- 1	0- 1		1- 0		HOME	2- 0		0- 0		0- 0	
3- 2	1- 1		1- 1		AWAY	1- 0		0- 0		0- 0	
0- 0	0- 0		0- 0		NEUTRAL	0- 0		0- 0		0- 0	

RPI	S	Opponent	Score	RPI	S	Opponent	Score	RPI	S	Opponent	Score	RPI	S	Opponent	Score
5	H	Louisville	90 95	27	H	Stanford	85 64	52	H	Minnesota	91 75	107	H	Dartmouth	103 70
15	A	Duke	60 69	27	N	Stanford	94 82	58	H	Quinnipiac	95 63	144	H	Washington	85 76
22	A	Maryland	69 99	30	A	Iowa	89 103	69	A	Indiana	77 62	161	H	Idaho	99 56
24	A	Michigan	78 71	34	N	FGCU	104 62	69	H	Indiana	85 70	166	A	Cincinnati	87 76
24	H	Michigan	75 84	41	H	Michigan St.	78 62	82	H	Maine	83 70	174	A	Florida	103 77
				47	A	Nebraska	73 61					179	N	Memphis	100 69

LAST 12 Division I GAMES:															
41	H	Michigan St.	78 62	52	H	Minnesota	91 75								
30	A	Iowa	89 103	69	H	Indiana	85 70								
22	A	Maryland	69 99	47	A	Nebraska	73 61								
24	H	Michigan	75 84	166	A	Cincinnati	87 76								
69	A	Indiana	77 62	107	H	Dartmouth	103 70								
24	A	Michigan	78 71	174	A	Florida	103 77								

Non-Div I Games:

Ohio St.

Average RPI Win: 117		WON-LOST RECORD		WINNING PCT. RANK		LAST 10 GAMES		STRENGTH OF SCHEDULE		OPP. STRENGTH OF SCHEDULE		TEAM RPI		ADJ. RPI		CONF. RPI		ADJ CONF. RPI	
Average RPI Loss: 52																			
DIV. I ONLY		10- 11		187		5- 5		2		32		37		37		5		5	
DIV. I NON-CONF.		5- 6		187		1- 1		3		15		40		40		6		6	
TOTALS		RPI 1-25		RPI 26-50		W-L RECORDS		RPI 51-100		RPI 101-999		RPI 201+							
10- 11		0- 4		1- 2		OVERALL		4- 3		5- 2		2- 0							
6- 4		0- 2		1- 0		HOME		3- 1		2- 1		1- 0							
4- 6		0- 1		0- 2		AWAY		1- 2		3- 1		1- 0							
0- 1		0- 1		0- 0		NEUTRAL		0- 0		0- 0		0- 0							
5- 6		0- 2		1- 2		NON-CONFERENCE		2- 0		2- 2		1- 0							
4- 1		0- 0		1- 0		HOME		2- 0		1- 1		1- 0							
1- 4		0- 1		0- 2		AWAY		0- 0		1- 1		0- 0							
0- 1		0- 1		0- 0		NEUTRAL		0- 0		0- 0		0- 0							
5- 5		0- 2		0- 0		CONFERENCE		2- 3		3- 0		1- 0							
2- 3		0- 2		0- 0		HOME		1- 1		1- 0		0- 0							
3- 2		0- 0		0- 0		AWAY		1- 2		2- 0		1- 0							
0- 0		0- 0		0- 0		NEUTRAL		0- 0		0- 0		0- 0							

RPI 1-25				RPI 26-50				Team's RPI: 37				RPI 51-100				RPI 101+			
RPI	S	Opponent	Score	RPI	S	Opponent	Score	RPI	S	Opponent	Score	RPI	S	Opponent	Score	RPI	S	Opponent	Score
2	N	UConn	64 88	26	A	DePaul	108 111	63	A	Oklahoma St.	82 96	113	A	Little Rock	56 68				
4	A	Oregon	74 92	31	H	South Fla.	79 74	63	H	Oklahoma St.	67 70	127	A	Iowa St.	74 69				
9	H	Baylor	52 74	40	A	South Dakota St.	61 67	64	A	TCU	58 62	134	H	Kansas	97 64				
11	H	Texas	78 88					64	H	TCU	84 71	149	A	Colorado St.	78 46				
								70	A	Kansas St.	76 71	174	H	Florida	61 80				
								71	H	New Mexico	105 63	220	H	SMU	87 75				
								76	H	Belmont	96 73	232	A	Texas Tech	73 52				
LAST 12 Division I GAMES:																			
64	A	TCU	58 62	63	A	Oklahoma St.	82 96												
134	H	Kansas	97 64	64	H	TCU	84 71												
63	H	Oklahoma St.	67 70	127	A	Iowa St.	74 69												
70	A	Kansas St.	76 71	11	H	Texas	78 88												
9	H	Baylor	52 74	2	N	UConn	64 88												
232	A	Texas Tech	73 52	71	H	New Mexico	105 63												

Non-Div I Games:

Oklahoma

Average RPI	Win:	175	WON-LOST	WINNING	LAST 10	STRENGTH OF	OPP. STRENGTH	TEAM	ADJ.	CONF.	ADJ CONF.
Average RPI	Loss:	44	RECORD	PCT. RANK	GAMES	SCHEDULE	OF SCHEDULE	RPI	RPI	RPI	RPI
DIV. I ONLY		15- 5		50	7- 3	126	18	63	63	5	5
DIV. I NON-CONF.		9- 2		34	3- 0	185	95	62	62	6	6
<hr/>											
TOTALS	RPI 1-25		RPI 26-50		W-L RECORDS	RPI 51-100		RPI 101-999		RPI 201+	
15- 5	1- 3		3- 0		OVERALL	2- 1		9- 1		7- 0	
12- 1	1- 0		2- 0		HOME	1- 0		8- 1		6- 0	
2- 3	0- 2		1- 0		AWAY	0- 1		1- 0		1- 0	
1- 1	0- 1		0- 0		NEUTRAL	1- 0		0- 0		0- 0	
9- 2	1- 2		0- 0		NON-CONFERENCE	1- 0		7- 0		5- 0	
8- 0	1- 0		0- 0		HOME	0- 0		7- 0		5- 0	
0- 1	0- 1		0- 0		AWAY	0- 0		0- 0		0- 0	
1- 1	0- 1		0- 0		NEUTRAL	1- 0		0- 0		0- 0	
6- 3	0- 1		3- 0		CONFERENCE	1- 1		2- 1		2- 0	
4- 1	0- 0		2- 0		HOME	1- 0		1- 1		1- 0	
2- 2	0- 1		1- 0		AWAY	0- 1		1- 0		1- 0	
0- 0	0- 0		0- 0		NEUTRAL	0- 0		0- 0		0- 0	

RPI 1-25				RPI 26-50				RPI 51-100				Team's RPI: 63	RPI 101+			
RPI	S	Opponent	Score	RPI	S	Opponent	Score	RPI	S	Opponent	Score		RPI	S	Opponent	Score
3	A	Mississippi St.	76 79	37	A	Oklahoma	70 67	70	A	Kansas St.	64 80		127	H	Iowa St.	69 78
8	H	UCLA	87 72	37	H	Oklahoma	96 82	70	H	Kansas St.	76 68		138	H	Wichita St.	91 67
10	N	Tennessee	69 79	39	H	West Virginia	79 73	74	N	South Dakota	76 68		186	H	Southern U.	94 66
11	A	Texas	79 84										232	A	Texas Tech	98 57
													232	H	Texas Tech	80 62
													301	H	Incarnate Word	86 35
													305	H	USC Upstate	108 71
													315	H	Northwestern St.	78 44
													318	H	UTRGV	80 38
													330	H	La. -Monroe	112 58
<hr/>																
LAST 12 Division I GAMES:																
232	H	Texas Tech	80 62	11	A	Texas	79 84	70	H	Kansas St.	76 68					
127	H	Iowa St.	69 78	37	A	Oklahoma	70 67	232	A	Texas Tech	98 57					
37	A	Oklahoma	70 67	39	H	West Virginia	79 73	330	H	La. -Monroe	112 58					
70	A	Kansas St.	64 80	70	A	Kansas St.	76 68	305	H	USC Upstate	108 71					
37	H	Oklahoma	96 82	8	H	UCLA	87 72									

Non-Div I Games:

Oklahoma St.

Average RPI Win:	317	WON-LOST	WINNING	LAST 10	STRENGTH OF	OPP. STRENGTH	TEAM	ADJ.	CONF.	ADJ CONF.
Average RPI Loss:	167	RECORD	PCT. RANK	GAMES	SCHEDULE	OF SCHEDULE	RPI	RPI	RPI	RPI
DIV. I ONLY	4- 18	314	3- 7	187	290	319	319	18	18	
DIV. I NON-CONF.	2- 12	306	1- 3	152	295	306	306	19	19	

TOTALS	RPI 1-25	RPI 26-50	W-L RECORDS	RPI 51-100	RPI 101-999	RPI 201+				
4- 18	0- 2	0- 0	OVERALL	0- 1	4- 15	4- 7				
4- 7	0- 2	0- 0	HOME	0- 1	4- 4	4- 1				
0- 8	0- 0	0- 0	AWAY	0- 0	0- 8	0- 5				
0- 3	0- 0	0- 0	NEUTRAL	0- 0	0- 3	0- 1				
2- 12	0- 2	0- 0	NON-CONFERENCE	0- 0	2- 10	2- 4				
2- 5	0- 2	0- 0	HOME	0- 0	2- 3	2- 1				
0- 4	0- 0	0- 0	AWAY	0- 0	0- 4	0- 2				
0- 3	0- 0	0- 0	NEUTRAL	0- 0	0- 3	0- 1				
2- 6	0- 0	0- 0	CONFERENCE	0- 1	2- 5	2- 3				
2- 2	0- 0	0- 0	HOME	0- 1	2- 1	2- 0				
0- 4	0- 0	0- 0	AWAY	0- 0	0- 4	0- 3				
0- 0	0- 0	0- 0	NEUTRAL	0- 0	0- 0	0- 0				

RPI 1-25				RPI 26-50				RPI 51-100				RPI 101+				Team's RPI: 319
RPI	S	Opponent	Score	RPI	S	Opponent	Score	RPI	S	Opponent	Score	RPI	S	Opponent	Score	
15	H	Duke	51 84					83	H	UAB	61 74	109	A	George Mason	53 66	
18	H	NC State	56 73									114	A	Rice	45 53	
												128	H	Liberty	55 63	
												140	A	William & Mary	58 75	
												147	N	Saint Francis (PA)	68 79	
												166	H	Cincinnati	33 54	
												177	H	Charlotte	60 63	
												183	N	Oakland	59 80	
												203	A	Hampton	42 50	
												212	A	Louisiana Tech	45 59	
												216	N	Abilene Christian	60 74	
												225	H	Richmond	45 54	
												234	A	North Texas	46 63	
												298	H	Coppin St.	75 67	
												314	A	UTSA	56 64	
												314	H	UTSA	69 63	
												316	A	VCU	39 68	
												323	H	Marshall	69 53	
												334	H	South Carolina St.	52 35	

LAST 12 Division I GAMES:																
114	A	Rice	45 53	234	A	North Texas	46 63									
212	A	Louisiana Tech	45 59	177	H	Charlotte	60 63									
314	H	UTSA	69 63	83	H	UAB	61 74									
323	H	Marshall	69 53	334	H	South Carolina St.	52 35									
203	A	Hampton	42 50	216	N	Abilene Christian	60 74									
314	A	UTSA	56 64	183	N	Oakland	59 80									

Non-Div I Games:

Old Domini on

Loss,
Non-Conf, S Site, H Home
A Away
N Neutral

Average RPI Win:	250	WON-LOST	WINNING	LAST 10	STRENGTH OF	OPP. STRENGTH	TEAM	ADJ.	CONF.	ADJ CONF.
Average RPI Loss:	152	RECORD	PCT. RANK	GAMES	SCHEDULE	OF SCHEDULE	RPI	RPI	RPI	RPI
DIV. I ONLY	7- 10	224	2- 7	213	226	233	233	14	14	
DIV. I NON-CONF.	6- 4	122	2- 2	279	278	157	157	15	15	

TOTALS	RPI 1-25	RPI 26-50	W-L RECORDS	RPI 51-100	RPI 101-999	RPI 201+				
7- 10	0- 0	0- 2	OVERALL	0- 2	7- 6	6- 3				
4- 4	0- 0	0- 1	HOME	0- 0	4- 3	3- 0				
3- 6	0- 0	0- 1	AWAY	0- 2	3- 3	3- 3				
0- 0	0- 0	0- 0	NEUTRAL	0- 0	0- 0	0- 0				
6- 4	0- 0	0- 1	NON-CONFERENCE	0- 1	6- 2	5- 2				
3- 1	0- 0	0- 1	HOME	0- 0	3- 0	2- 0				
3- 3	0- 0	0- 0	AWAY	0- 1	3- 2	3- 2				
0- 0	0- 0	0- 0	NEUTRAL	0- 0	0- 0	0- 0				
1- 6	0- 0	0- 1	CONFERENCE	0- 1	1- 4	1- 1				
1- 3	0- 0	0- 0	HOME	0- 0	1- 3	1- 0				
0- 3	0- 0	0- 1	AWAY	0- 1	0- 1	0- 1				
0- 0	0- 0	0- 0	NEUTRAL	0- 0	0- 0	0- 0				

RPI	S	Opponent	Score	RPI	S	Opponent	Score	RPI	S	Opponent	Score	RPI	S	Opponent	Score	Team's RPI: 233
40	A	South Dakota St.	64 89	70	A	Kansas St.	60 81	116	H	Western Ill.	51 90	137	H	UNI	78 74	
44	H	Creighton	51 72	74	A	South Dakota	46 70	190	H	Oral Roberts	53 82	199	H	Denver	74 85	
								210	H	Montana St.	64 53	217	A	CSUN	68 60	
								236	A	Bradley	56 69	247	A	CSU Bakersfield	43 52	
								266	H	North Dakota St.	80 67	282	A	Wofford	64 60	
								303	A	Fort Wayne	65 76	305	A	USC Upstate	69 66	
								335	H	Florida A&M	78 73					

LAST 12 Division I GAMES:																
266	H	North Dakota St.	80 67	190	H	Oral Roberts	53 82	217	A	CSUN	68 60	247	A	CSU Bakersfield	43 52	
74	A	South Dakota	46 70	217	A	CSUN	68 60	44	H	Creighton	51 72	137	H	UNI	78 74	
199	H	Denver	74 85	282	A	Wofford	64 60									
116	H	Western Ill.	51 90													
303	A	Fort Wayne	65 76													
40	A	South Dakota St.	64 89													

Non-Div I Games: Graceland (IA) 96 69 Peru St. 63 47 St. Mary (NE) 81 58

Omaha

Average RPI Win:	272	WON-LOST	WINNING	LAST 10	STRENGTH OF	OPP. STRENGTH	TEAM	ADJ.	CONF.	ADJ CONF.
Average RPI Loss:	100	RECORD	PCT. RANK	GAMES	SCHEDULE	OF SCHEDULE	RPI	RPI	RPI	RPI
DIV. I ONLY	11- 8	127	5- 4	295	204	190	190	14	14	
DIV. I NON-CONF.	7- 5	132	2- 2	333	241	216	216	15	15	

TOTALS	RPI 1-25	RPI 26-50	W-L RECORDS	RPI 51-100	RPI 101-999	RPI 201+				
11- 8	0- 0	0- 1	OVERALL	0- 4	11- 3	9- 1				
3- 3	0- 0	0- 1	HOME	0- 2	3- 0	2- 0				
4- 5	0- 0	0- 0	AWAY	0- 2	4- 3	3- 1				
4- 0	0- 0	0- 0	NEUTRAL	0- 0	4- 0	4- 0				
7- 5	0- 0	0- 0	NON-CONFERENCE	0- 3	7- 2	6- 1				
1- 1	0- 0	0- 0	HOME	0- 1	1- 0	1- 0				
2- 4	0- 0	0- 0	AWAY	0- 2	2- 2	1- 1				
4- 0	0- 0	0- 0	NEUTRAL	0- 0	4- 0	4- 0				
4- 3	0- 0	0- 1	CONFERENCE	0- 1	4- 1	3- 0				
2- 2	0- 0	0- 1	HOME	0- 1	2- 0	1- 0				
2- 1	0- 0	0- 0	AWAY	0- 0	2- 1	2- 0				
0- 0	0- 0	0- 0	NEUTRAL	0- 0	0- 0	0- 0				

RPI 1-25				RPI 26-50				RPI 51-100				RPI 101+ Team's RPI: 190			
RPI	S	Opponent	Score	RPI	S	Opponent	Score	RPI	S	Opponent	Score	RPI	S	Opponent	Score
				40	H	South Dakota St.	70 77	64	A	TCU	58 72	116	A	Western Ill.	49 56
								74	H	South Dakota	68 73	126	A	Missouri St.	66 76
								81	A	Utah	50 71	167	A	Tulsa	53 41
								93	H	Arkansas	66 77	199	H	Denver	90 60
												209	A	UT Arlington	46 70
												233	A	Omaha	82 53
												252	A	UMKC	76 73
												266	H	North Dakota St.	71 48
												271	N	Alcorn	76 52
												299	N	Cal St. Fullerton	60 50
												303	A	Fort Wayne	73 48
												326	H	Houston Baptist	78 56
												336	N	Long Beach St.	64 58
												339	N	Chicago St.	73 43
LAST 12 Division I GAMES:															
				199	H	Denver	90 60	233	A	Omaha	82 53				
				74	H	South Dakota	68 73	81	A	Utah	50 71				
				40	H	South Dakota St.	70 77	339	N	Chicago St.	73 43				
				266	H	North Dakota St.	71 48	271	N	Alcorn	76 52				
				116	A	Western Ill.	49 56	126	A	Missouri St.	66 76				
				303	A	Fort Wayne	73 48	252	A	UMKC	76 73				

Non-Div I Games: Okla. Panhandle 88 35 Cent. Christian (KS) 18 47

Average RPI Win: 121

Average RPI Loss: 15

WON-LOST
RECORDWINNING
PCT. RANKLAST 10
GAMESSTRENGTH OF
SCHEDULEOPP. STRENGTH
OF SCHEDULETEAM
RPIADJ.
RPICONF.
RPIADJ CONF.
RPIDIV. I ONLY
DIV. I NON-CONF.20- 3
11- 29
239- 1
2- 016
1519
174
54
54
34
3

TOTALS

RPI 1-25

RPI 26-50

W-L RECORDS

RPI 51-100

RPI 101-999

RPI 201+

20- 3

3- 2

4- 1

OVERALL

4- 0

9- 0

6- 0

13- 0

0- 0

3- 0

HOME

3- 0

7- 0

5- 0

5- 3

2- 2

1- 1

AWAY

1- 0

1- 0

0- 0

2- 0

1- 0

0- 0

NEUTRAL

0- 0

1- 0

1- 0

11- 2

2- 2

1- 0

NON-CONFERENCE

2- 0

6- 0

5- 0

8- 0

0- 0

1- 0

HOME

2- 0

5- 0

4- 0

1- 2

1- 2

0- 0

AWAY

0- 0

0- 0

0- 0

2- 0

1- 0

0- 0

NEUTRAL

0- 0

1- 0

1- 0

9- 1

1- 0

3- 1

CONFERENCE

2- 0

3- 0

1- 0

5- 0

0- 0

2- 0

HOME

1- 0

2- 0

1- 0

4- 1

1- 0

1- 1

AWAY

1- 0

1- 0

0- 0

0- 0

0- 0

0- 0

NEUTRAL

0- 0

0- 0

0- 0

RPI 1-25

Team's RPI: 4

RPI 26-50

RPI 51-100

RPI 101+

RPI	S	Opponent	Score
3	A	Mississippi St.	79 90
5	A	Louisville	61 74
8	A	UCLA	70 61
14	A	Texas A&M	83 68
14	N	Texas A&M	84 62

RPI	S	Opponent	Score
29	H	Arizona St.	74 64
37	H	Oklahoma	92 74
38	A	Oregon St.	79 85
38	H	Oregon St.	75 63
45	A	Southern California	70 66

RPI	S	Opponent	Score
79	H	Washington St.	89 56
81	A	Utah	84 68
97	H	Drake	110 77
100	H	Ole Miss	90 46

RPI	S	Opponent	Score
131	H	Weber St.	114 87
144	H	Washington	94 83
146	A	Colorado	74 55
203	H	Hampton	87 45
206	H	Eastern Wash.	81 40
217	H	CSUN	91 43
246	N	Hawaii	85 44
277	H	Arizona	62 44
307	H	Southern Utah	98 38

LAST 12 Division I GAMES:

81	A	Utah	84 68	8	A	UCLA	70 61
146	A	Colorado	74 55	45	A	Southern California	70 66
38	H	Oregon St.	75 63	144	H	Washington	94 83
38	A	Oregon St.	79 85	79	H	Washington St.	89 56
29	H	Arizona St.	74 64	246	N	Hawaii	85 44
277	H	Arizona	62 44	14	N	Texas A&M	84 62

Non-Div I Games:

Oregon

Average RPI Win: 179

Average RPI Loss: 15

WON-LOST
RECORDWINNING
PCT. RANKLAST 10
GAMESSTRENGTH OF
SCHEDULEOPP. STRENGTH
OF SCHEDULETEAM
RPIADJ.
RPICONF.
RPIADJ CONF.
RPIDIV. I ONLY
DIV. I NON-CONF.16- 5
9- 245
347- 3
2- 083
23247
16338
8638
864
34
3

TOTALS

RPI 1-25

RPI 26-50

W-L RECORDS

RPI 51-100

RPI 101-999

RPI 201+

16- 5

1- 4

1- 1

OVERALL

3- 0

11- 0

6- 0

11- 1

1- 1

1- 0

HOME

2- 0

7- 0

4- 0

3- 4

0- 3

0- 1

AWAY

1- 0

2- 0

1- 0

2- 0

0- 0

0- 0

NEUTRAL

0- 0

2- 0

1- 0

9- 2

0- 2

0- 0

NON-CONFERENCE

1- 0

8- 0

5- 0

6- 1

0- 1

0- 0

HOME

1- 0

5- 0

3- 0

1- 1

0- 1

0- 0

AWAY

0- 0

1- 0

1- 0

2- 0

0- 0

0- 0

NEUTRAL

0- 0

2- 0

1- 0

7- 3

1- 2

1- 1

CONFERENCE

2- 0

3- 0

1- 0

5- 0

1- 0

1- 0

HOME

1- 0

2- 0

1- 0

2- 3

0- 2

0- 1

AWAY

1- 0

1- 0

0- 0

0- 0

0- 0

0- 0

NEUTRAL

0- 0

0- 0

0- 0

RPI 1-25

RPI 26-50

Team's RPI: 38

RPI 51-100

RPI 101+

RPI	S	Opponent	Score
1	H	Notre Dame	67 72
4	A	Oregon	63 75
4	H	Oregon	85 79
8	A	UCLA	49 84
15	A	Duke	65 72

RPI	S	Opponent	Score
29	H	Arizona St.	57 54
45	A	Southern Cal i forni a	61 65

RPI	S	Opponent	Score
60	H	UC Davi s	61 47
79	H	Washi ngton St.	71 53
81	A	Utah	69 58

RPI	S	Opponent	Score
144	H	Washi ngton	75 63
146	A	Col orado	86 71
152	H	North Dakota	65 55
164	N	Nevada	89 49
197	H	UC Santa Barbara	74 49
249	H	San Jose St.	110 62
277	H	Ari zona	88 48
295	N	Utah St.	94 55
304	H	Utah Valley	98 41
330	A	N. C. Central	97 44
345	H	Savannah St.	84 36

LAST 12 Division I GAMES:

146	A	Col orado	86 71	45	A	Southern Cal i forni a	61 65
81	A	Utah	69 58	8	A	UCLA	49 84
4	A	Oregon	63 75	79	H	Washi ngton St.	71 53
4	H	Oregon	85 79	144	H	Washi ngton	75 63
277	H	Ari zona	88 48	60	H	UC Davi s	61 47
29	H	Arizona St.	57 54	197	H	UC Santa Barbara	74 49

Oregon St.

Oregon St.

Non-Div I Games:

Oregon St.

Average RPI Win: 200
Average RPI Loss: 100

WON-LOST
RECORD

WINNING
PCT. RANK

LAST 10
GAMES

STRENGTH OF
SCHEDULE

OPP. STRENGTH
OF SCHEDULE

TEAM
RPI

ADJ.
RPI

CONF.
RPI

ADJ CONF.
RPI

DIV. I ONLY	9- 11	206	4- 6	59	162	156	156	12	12
DIV. I NON-CONF.	5- 5	170	2- 0	48	220	130	130	11	11

TOTALS	RPI 1-25	RPI 26-50	W-L RECORDS	RPI 51-100	RPI 101-999	RPI 201+			
9- 11	0- 0	1- 1	OVERALL	0- 5	8- 5	6- 0			
6- 6	0- 0	1- 1	HOME	0- 3	5- 2	3- 0			
3- 5	0- 0	0- 0	AWAY	0- 2	3- 3	3- 0			
0- 0	0- 0	0- 0	NEUTRAL	0- 0	0- 0	0- 0			
5- 5	0- 0	1- 1	NON-CONFERENCE	0- 2	4- 2	3- 0			
4- 3	0- 0	1- 1	HOME	0- 1	3- 1	2- 0			
1- 2	0- 0	0- 0	AWAY	0- 1	1- 1	1- 0			
0- 0	0- 0	0- 0	NEUTRAL	0- 0	0- 0	0- 0			
4- 6	0- 0	0- 0	CONFERENCE	0- 3	4- 3	3- 0			
2- 3	0- 0	0- 0	HOME	0- 2	2- 1	1- 0			
2- 3	0- 0	0- 0	AWAY	0- 1	2- 2	2- 0			
0- 0	0- 0	0- 0	NEUTRAL	0- 0	0- 0	0- 0			

RPI	S	Opponent	Score	RPI	S	Opponent	Score	RPI	S	Opponent	Score	RPI	S	Opponent	Score	Team's RPI: 156
33	H	Cal i forn i a	85 92	51	A	Northern Colo.	55 80	101	H	Brown	57 74					
50	H	UCF	78 74	55	H	Gonzaga	72 99	124	A	BYU	65 77					
				60	H	UC Davis	58 90	124	H	BYU	83 76					
				87	A	Saint Mary's (CA)	88 96	136	H	Lamar University	80 75					
				87	H	Saint Mary's (CA)	69 70	150	A	Loyol a Marymount	60 75					
								163	H	San Francis sco	71 81					
								191	A	Fresno St.	70 81					
								205	A	San Diego	81 68					
								214	A	Seattle U	85 73					
								226	A	Pepperdi ne	85 77					
								249	H	San Jose St.	106 97					
								299	H	Cal St. Fullerton	81 65					
								300	H	Portl and	91 55					

LAST 12 Divi s i on I GAMES:																
124	H	BYU	83 76	124	A	BYU	65 77									
163	H	San Francis sco	71 81	87	H	Saint Mary's (CA)	69 70									
87	A	Saint Mary's (CA)	88 96	150	A	Loyol a Marymount	60 75									
226	A	Pepperdi ne	85 77	55	H	Gonzaga	72 99									
300	H	Portl and	91 55	50	H	UCF	78 74									
205	A	San Diego	81 68	214	A	Seattle U	85 73									

Non-Di v I Games: UC Merced 123 59

Paci fi c

Loss, Non-Conf, S Site, H Home A Away N Neutral

Average RPI Win:	216	WON-LOST	WINNING	LAST 10	STRENGTH OF	OPP. STRENGTH	TEAM	ADJ.	CONF.	ADJ CONF.
Average RPI Loss:	102	RECORD	PCT. RANK	GAMES	SCHEDULE	OF SCHEDULE	RPI	RPI	RPI	RPI
DIV. I ONLY	10- 5	77	8- 1	199	103	108	108	9	9	
DIV. I NON-CONF.	8- 4	87	6- 2	226	70	100	100	9	9	

TOTALS	RPI 1-25	RPI 26-50	W-L RECORDS	RPI 51-100	RPI 101-999	RPI 201+				
10- 5	1- 1	0- 0	OVERALL	0- 2	9- 2	5- 1				
4- 2	0- 1	0- 0	HOME	0- 1	4- 0	3- 0				
4- 2	1- 0	0- 0	AWAY	0- 0	3- 2	1- 1				
2- 1	0- 0	0- 0	NEUTRAL	0- 1	2- 0	1- 0				
8- 4	1- 1	0- 0	NON-CONFERENCE	0- 1	7- 2	4- 1				
2- 1	0- 1	0- 0	HOME	0- 0	2- 0	2- 0				
4- 2	1- 0	0- 0	AWAY	0- 0	3- 2	1- 1				
2- 1	0- 0	0- 0	NEUTRAL	0- 1	2- 0	1- 0				
2- 1	0- 0	0- 0	CONFERENCE	0- 1	2- 0	1- 0				
2- 1	0- 0	0- 0	HOME	0- 1	2- 0	1- 0				
0- 0	0- 0	0- 0	AWAY	0- 0	0- 0	0- 0				
0- 0	0- 0	0- 0	NEUTRAL	0- 0	0- 0	0- 0				

RPI 1-25				RPI 26-50				RPI 51-100				RPI 101+ Team's RPI: 108			
RPI	S	Opponent	Score	RPI	S	Opponent	Score	RPI	S	Opponent	Score	RPI	S	Opponent	Score
1	H	Notre Dame	54 66					53	H	Princeton	55 70	126	N	Missouri St.	65 60
21	A	Villanova	79 77					73	N	Georgia Tech	55 69	154	A	Saint Joseph's	57 50
												160	A	Binghamton	72 77
												168	A	Temple	74 59
												195	H	Columbia	70 51
												221	A	La Salle	59 66
												237	H	Lafayette	55 42
												278	H	Cornell	68 48
												316	N	VCU	82 52
												328	H	Rhode Island	84 66
												341	A	NJIT	77 38

LAST 12 Division I GAMES:															
168	A	Temple	74 59	316	N	VCU	82 52								
21	A	Villanova	79 77	328	H	Rhode Island	84 66								
195	H	Columbia	70 51	154	A	Saint Joseph's	57 50								
278	H	Cornell	68 48	1	H	Notre Dame	54 66								
53	H	Princeton	55 70	221	A	La Salle	59 66								
341	A	NJIT	77 38	126	N	Missouri St.	65 60								

Non-Div I Games: Gwynedd Mercy 89 25

Penn

Average RPI Win: 160

Average RPI Loss: 83

WON-LOST
RECORDWINNING
PCT. RANKLAST 10
GAMESSTRENGTH OF
SCHEDULEOPP. STRENGTH
OF SCHEDULETEAM
RPIADJ.
RPICONF.
RPIADJ CONF.
RPIDIV. I ONLY
DIV. I NON-CONF.13- 9
9- 4122
824- 6
1- 257
18054
11880
8480
843
43
4

TOTALS

RPI 1-25

RPI 26-50

W-L RECORDS

RPI 51-100

RPI 101-999

RPI 201+

13- 9

1- 3

1- 1

OVERALL

2- 3

9- 2

3- 2

9- 2

1- 1

1- 0

HOME

2- 1

5- 0

2- 0

4- 5

0- 2

0- 1

AWAY

0- 1

4- 1

1- 1

0- 2

0- 0

0- 0

NEUTRAL

0- 1

0- 1

0- 1

9- 4

0- 0

1- 0

NON-CONFERENCE

1- 2

7- 2

3- 2

6- 0

0- 0

1- 0

HOME

1- 0

4- 0

2- 0

3- 2

0- 0

0- 0

AWAY

0- 1

3- 1

1- 1

0- 2

0- 0

0- 0

NEUTRAL

0- 1

0- 1

0- 1

4- 5

1- 3

0- 1

CONFERENCE

1- 1

2- 0

0- 0

3- 2

1- 1

0- 0

HOME

1- 1

1- 0

0- 0

1- 3

0- 2

0- 1

AWAY

0- 0

1- 0

0- 0

0- 0

0- 0

0- 0

NEUTRAL

0- 0

0- 0

0- 0

RPI 1-25

RPI 26-50

RPI 51-100

Team's RPI: 80

RPI 101+

RPI	S	Opponent	Score
19	A	Rutgers	65 70
19	H	Rutgers	70 67
22	H	Maryl and	65 69
24	A	Mi chi gan	69 89

RPI	S	Opponent	Score
42	H	Drexel	84 70
46	A	Purdue	73 88

RPI	S	Opponent	Score
52	H	Minnesota	71 91
65	H	Fordham	65 60
69	H	Indi ana	77 74
70	N	Kansas St.	65 70
72	A	Ameri can	66 75

RPI	S	Opponent	Score
103	H	Wake Forest	68 58
162	A	Pi ttsburgh	59 48
178	A	Wi sconsi n	69 62
184	A	Provi dence	60 51
192	H	Illi noi s	68 59
196	H	Si ena	86 72
212	N	Loui si ana Tech	59 71
229	A	St. Bonaventure	62 65
238	H	Manhattan	78 46
309	H	Central Conn. St.	83 66
323	A	Marshall	80 65

LAST 12 Di vi si on I GAMES:

46	A	Purdue	73 88	69	H	Indi ana	77 74
192	H	Illi noi s	68 59	22	H	Maryl and	65 69
19	H	Rutgers	70 67	24	A	Mi chi gan	69 89
178	A	Wi sconsi n	69 62	72	A	Ameri can	66 75
52	H	Mi nesota	71 91	162	A	Pi ttsburgh	59 48
19	A	Rutgers	65 70	229	A	St. Bonaventure	62 65

Non-Di v I Games:

Penn St.

Average RPI Win:	225	WON-LOST	WINNING	LAST 10	STRENGTH OF	OPP. STRENGTH	TEAM	ADJ.	CONF.	ADJ CONF.
Average RPI Loss:	147	RECORD	PCT. RANK	GAMES	SCHEDULE	OF SCHEDULE	RPI	RPI	RPI	RPI
DIV. I ONLY	7- 13	255	3- 7	121	258	226	226	12	12	
DIV. I NON-CONF.	4- 6	214	0- 2	106	339	187	187	11	11	

TOTALS	RPI 1-25	RPI 26-50	W-L RECORDS	RPI 51-100	RPI 101-999	RPI 201+				
7- 13	0- 0	0- 0	OVERALL	0- 4	7- 9	4- 3				
5- 4	0- 0	0- 0	HOME	0- 0	5- 4	3- 2				
2- 9	0- 0	0- 0	AWAY	0- 4	2- 5	1- 1				
0- 0	0- 0	0- 0	NEUTRAL	0- 0	0- 0	0- 0				
4- 6	0- 0	0- 0	NON-CONFERENCE	0- 2	4- 4	2- 2				
2- 2	0- 0	0- 0	HOME	0- 0	2- 2	1- 2				
2- 4	0- 0	0- 0	AWAY	0- 2	2- 2	1- 0				
0- 0	0- 0	0- 0	NEUTRAL	0- 0	0- 0	0- 0				
3- 7	0- 0	0- 0	CONFERENCE	0- 2	3- 5	2- 1				
3- 2	0- 0	0- 0	HOME	0- 0	3- 2	2- 0				
0- 5	0- 0	0- 0	AWAY	0- 2	0- 3	0- 1				
0- 0	0- 0	0- 0	NEUTRAL	0- 0	0- 0	0- 0				

RPI 1-25				RPI 26-50				RPI 51-100				RPI 101+ Team's RPI: 226					
RPI	S	Opponent	Score	RPI	S	Opponent	Score	RPI	S	Opponent	Score	RPI	S	Opponent	Score		
								55	A	Gonzaga	51	73	124	H	BYU	67	73
								60	A	UC Davis	64	69	131	A	Weber St.	61	71
								81	A	Utah	65	89	143	H	Idaho St.	80	74
								87	A	Saint Mary's (CA)	62	75	150	A	Loyola Marymount	60	75
													156	H	Pacific	77	85
													163	A	San Francisco	67	68
													163	H	San Francisco	95	92
													164	A	Nevada	77	72
													176	A	UC Irvine	74	75
													205	H	San Diego	66	62
													214	H	Seattle U	62	65
													250	H	New Mexico St.	64	86
													259	A	Santa Clara	50	54
													259	H	Santa Clara	56	55
													304	H	Utah Valley	71	44
													336	A	Long Beach St.	83	71
LAST 12 Division I GAMES:																	
259	A	Santa Clara	50	54	163	A	San Francisco	67	68								
150	A	Loyola Marymount	60	75	55	A	Gonzaga	51	73								
163	H	San Francisco	95	92	205	H	San Diego	66	62								
156	H	Pacific	77	85	259	H	Santa Clara	56	55								
87	A	Saint Mary's (CA)	62	75	250	H	New Mexico St.	64	86								
124	H	BYU	67	73	131	A	Weber St.	61	71								

Non-Div I Games:

Pepperdine

Average RPI	Win:	223	WON-LOST	WINNING	LAST 10	STRENGTH OF	OPP. STRENGTH	TEAM	ADJ.	CONF.	ADJ CONF.
Average RPI	Loss:	58	RECORD	PCT. RANK	GAMES	SCHEDULE	OF SCHEDULE	RPI	RPI	RPI	RPI
DIV. I ONLY	9- 13	225	2- 8	41	65	162	162	1	1		
DIV. I NON-CONF.	8- 5	111	2- 1	187	230	164	164	1	1		

TOTALS	RPI 1-25	RPI 26-50	W-L RECORDS	RPI 51-100	RPI 101-999	RPI 201+					
9- 13	0- 4	0- 2	OVERALL	1- 5	8- 2	6- 0					
8- 7	0- 3	0- 0	HOME	1- 2	7- 2	6- 0					
1- 6	0- 1	0- 2	AWAY	0- 3	1- 0	0- 0					
0- 0	0- 0	0- 0	NEUTRAL	0- 0	0- 0	0- 0					
8- 5	0- 0	0- 1	NON-CONFERENCE	0- 3	8- 1	6- 0					
7- 3	0- 0	0- 0	HOME	0- 2	7- 1	6- 0					
1- 2	0- 0	0- 1	AWAY	0- 1	1- 0	0- 0					
0- 0	0- 0	0- 0	NEUTRAL	0- 0	0- 0	0- 0					
1- 8	0- 4	0- 1	CONFERENCE	1- 2	0- 1	0- 0					
1- 4	0- 3	0- 0	HOME	1- 0	0- 1	0- 0					
0- 4	0- 1	0- 1	AWAY	0- 2	0- 0	0- 0					
0- 0	0- 0	0- 0	NEUTRAL	0- 0	0- 0	0- 0					

RPI	S	Opponent	Score	RPI	S	Opponent	Score	RPI	S	Opponent	Score	RPI	S	Opponent	Score	Team's RPI: 162
1	H	Notre Dame	53 87	28	A	Virginia	50 62	57	H	Duquesne	53 66	103	H	Wake Forest	49 58	
5	H	Louisville	51 77	39	A	West Virginia	52 73	65	A	Fordham	55 58	145	H	Bucknell	57 39	
15	H	Duke	46 58					73	H	Georgia Tech	68 62	166	A	Cincinnati	66 46	
25	A	Syracuse	52 70					75	A	Virginia Tech	66 89	178	H	Wisconsin	57 58	
								80	H	Penn St.	48 59	204	H	Arkansas St.	87 47	
								86	A	North Carolina	67 68	241	H	Youngstown St.	66 58	
												278	H	Cornell	51 39	
												279	H	UNCW	74 55	
												280	H	Towson	81 63	
												339	H	Chicago St.	87 49	

LAST 12 Division I GAMES:																
15	H	Duke	46 58	86	A	North Carolina	67 68	103	H	Wake Forest	49 58	339	H	Chicago St.	87 49	
1	H	Notre Dame	53 87	28	A	Virginia	50 62	145	H	Bucknell	57 39	28	A	Virginia	50 62	
25	A	Syracuse	52 70	39	A	West Virginia	52 73	178	H	Wisconsin	57 58	73	H	Georgia Tech	68 62	
5	H	Louisville	51 77					80	H	Penn St.	48 59	86	A	North Carolina	67 68	
73	H	Georgia Tech	68 62													
75	A	Virginia Tech	66 89													

Non-Div I Games:

Pittsburgh

RPI	S	Opponent	Score
RPI 1-25			
RPI 26-50			
RPI 51-100			
RPI 101+			
Team's RPI: 300			
87	H	Saint Mary's (CA)	68 65
55	A	Gonzaga	36 75
150	H	Loyola Marymount	60 63
205	H	San Diego	60 75
156	A	Pacific	55 91
55	H	Gonzaga	56 70
LAST 12 Division I GAMES:			
259	H	Santa Clara	43 50
205	A	San Diego	52 59
163	A	San Francisco	75 84
124	H	BYU	58 72
147	H	Saint Francis (PA)	101 106
131	H	Weber St.	70 91

Page 226

Average RPI Win:	213	WON-LOST	WINNING	LAST 10	STRENGTH OF	OPP. STRENGTH	TEAM	ADJ.	CONF.	ADJ CONF.
Average RPI Loss:	142	RECORD	PCT. RANK	GAMES	SCHEDULE	OF SCHEDULE	RPI	RPI	RPI	RPI
DIV. I ONLY	9- 8	151	7- 3	172	187	133	133	19	19	
DIV. I NON-CONF.	4- 5	202	2- 1	115	125	94	94	14	14	

TOTALS	RPI 1-25	RPI 26-50	W-L RECORDS	RPI 51-100	RPI 101-999	RPI 201+				
9- 8	0- 0	0- 0	OVERALL	1- 2	8- 6	6- 2				
4- 2	0- 0	0- 0	HOME	1- 0	3- 2	2- 0				
5- 6	0- 0	0- 0	AWAY	0- 2	5- 4	4- 2				
0- 0	0- 0	0- 0	NEUTRAL	0- 0	0- 0	0- 0				
4- 5	0- 0	0- 0	NON-CONFERENCE	1- 2	3- 3	2- 1				
1- 0	0- 0	0- 0	HOME	1- 0	0- 0	0- 0				
3- 5	0- 0	0- 0	AWAY	0- 2	3- 3	2- 1				
0- 0	0- 0	0- 0	NEUTRAL	0- 0	0- 0	0- 0				
5- 3	0- 0	0- 0	CONFERENCE	0- 0	5- 3	4- 1				
3- 2	0- 0	0- 0	HOME	0- 0	3- 2	2- 0				
2- 1	0- 0	0- 0	AWAY	0- 0	2- 1	2- 1				
0- 0	0- 0	0- 0	NEUTRAL	0- 0	0- 0	0- 0				

RPI 1-25				RPI 26-50				RPI 51-100				RPI 101+				Team's RPI: 133
RPI	S	Opponent	Score	RPI	S	Opponent	Score	RPI	S	Opponent	Score	RPI	S	Opponent	Score	
								55	A	Gonzaga	52 91	104	A	UNLV	80 88	
								60	A	UC Davis	67 79	131	H	Weber St.	77 64	
								100	H	Ole Miss	94 79	143	H	Idaho St.	59 88	
												161	H	Idaho	90 101	
												164	A	Nevada	55 67	
												176	A	UC Irvine	82 72	
												206	H	Eastern Wash.	75 60	
												210	A	Montana St.	69 60	
												214	A	Seattle U	77 91	
												231	A	Montana	53 69	
												249	A	San Jose St.	90 78	
												273	A	Sacramento St.	81 72	
												273	H	Sacramento St.	74 73	
												300	A	Portland	77 71	

LAST 12 Division I GAMES:																
273	A	Sacramento St.	81 72	206	H	Eastern Wash.	75 60	273	H	Sacramento St.	74 73					
131	H	Weber St.	77 64	100	H	Ole Miss	94 79									
143	H	Idaho St.	59 88	176	A	UC Irvine	82 72									
231	A	Montana	53 69	55	A	Gonzaga	52 91									
210	A	Montana St.	69 60	300	A	Portland	77 71									
161	H	Idaho	90 101													

Non-Div I Games: Northwest (WA) 63 60 Multnomah 95 32

Portland St.

Average RPI Win:	280	WON-LOST	WINNING	LAST 10	STRENGTH OF	OPP. STRENGTH	TEAM	ADJ.	CONF.	ADJ CONF.
Average RPI Loss:	205	RECORD	PCT. RANK	GAMES	SCHEDULE	OF SCHEDULE	RPI	RPI	RPI	RPI
DIV. I ONLY	5- 13	286	5- 5	237	346	283	283	32	32	
DIV. I NON-CONF.	0- 9	337	0- 3	52	317	296	296	32	32	

TOTALS	RPI 1-25	RPI 26-50	W-L RECORDS	RPI 51-100	RPI 101-999	RPI 201+				
5- 13	0- 1	0- 0	OVERALL	0- 0	5- 12	4- 7				
3- 2	0- 0	0- 0	HOME	0- 0	3- 2	2- 1				
2- 10	0- 1	0- 0	AWAY	0- 0	2- 9	2- 5				
0- 1	0- 0	0- 0	NEUTRAL	0- 0	0- 1	0- 1				
0- 9	0- 1	0- 0	NON-CONFERENCE	0- 0	0- 8	0- 3				
0- 1	0- 0	0- 0	HOME	0- 0	0- 1	0- 0				
0- 7	0- 1	0- 0	AWAY	0- 0	0- 6	0- 2				
0- 1	0- 0	0- 0	NEUTRAL	0- 0	0- 1	0- 1				
5- 4	0- 0	0- 0	CONFERENCE	0- 0	5- 4	4- 4				
3- 1	0- 0	0- 0	HOME	0- 0	3- 1	2- 1				
2- 3	0- 0	0- 0	AWAY	0- 0	2- 3	2- 3				
0- 0	0- 0	0- 0	NEUTRAL	0- 0	0- 0	0- 0				

RPI 1-25				RPI 26-50				RPI 51-100				RPI 101+ Team's RPI: 283			
RPI	S	Opponent	Score	RPI	S	Opponent	Score	RPI	S	Opponent	Score	RPI	S	Opponent	Score
14	A	Texas A&M	70 98									114	H	Ri ce	68 88
												118	A	Cl emson	58 64
												149	A	Col orado St.	59 71
												151	A	Bethune-Cookman	52 77
												158	A	Texas St.	57 84
												186	H	Southern U.	69 62
												232	A	Texas Tech	60 89
												240	A	Texas Southern	61 56
												254	A	Grambl ing	79 81
												262	N	A&M-Corpus Christi	62 72
												271	H	Al corn	72 73
												296	A	Al abama A&M	55 48
												306	A	Jackson St.	61 70
												312	A	Al abama St.	68 70
												318	A	UTRGV	62 78
												338	H	Mi ssi ssi ppi Val .	78 73
												340	H	Ark. -Pi ne Bl uff	64 52

LAST 12 Division I GAMES:															
296	A	Al abama A&M	55 48	240	A	Texas Southern	61 56								
312	A	Al abama St.	68 70	186	H	Southern U.	69 62								
338	H	Mi ssi ssi ppi Val .	78 73	271	H	Al corn	72 73								
340	H	Ark. -Pi ne Bl uff	64 52	114	H	Ri ce	68 88								
306	A	Jackson St.	61 70	149	A	Col orado St.	59 71								
254	A	Grambl ing	79 81	232	A	Texas Tech	60 89								

Non-Div I Games: Texas-Tyler 99 56 Arlington Baptist 116 73

Prairie View

Average RPI Win:	267	WON-LOST	WINNING	LAST 10	STRENGTH OF	OPP. STRENGTH	TEAM	ADJ.	CONF.	ADJ CONF.
Average RPI Loss:	151	RECORD	PCT. RANK	GAMES	SCHEDULE	OF SCHEDULE	RPI	RPI	RPI	RPI
DIV. I ONLY	7- 12	248	5- 5	197	251	242	242	28	28	
DIV. I NON-CONF.	3- 8	268	2- 2	163	140	246	246	28	28	

TOTALS	RPI 1-25	RPI 26-50	W-L RECORDS	RPI 51-100	RPI 101-999	RPI 201+				
7- 12	0- 2	0- 0	OVERALL	0- 3	7- 7	5- 5				
5- 3	0- 0	0- 0	HOME	0- 0	5- 3	3- 2				
2- 9	0- 0	0- 0	AWAY	0- 1	2- 1	2- 1				
0- 0	0- 0	0- 0	NEUTRAL	0- 0	0- 0	0- 0				
3- 8	0- 2	0- 0	NON-CONFERENCE	0- 3	3- 3	2- 3				
2- 2	0- 0	0- 0	HOME	0- 0	2- 2	1- 2				
1- 6	0- 2	0- 0	AWAY	0- 3	1- 1	1- 1				
0- 0	0- 0	0- 0	NEUTRAL	0- 0	0- 0	0- 0				
4- 4	0- 0	0- 0	CONFERENCE	0- 0	4- 4	3- 2				
3- 1	0- 0	0- 0	HOME	0- 0	3- 1	2- 0				
1- 3	0- 0	0- 0	AWAY	0- 0	1- 3	1- 2				
0- 0	0- 0	0- 0	NEUTRAL	0- 0	0- 0	0- 0				

RPI	S	Opponent	Score	RPI	S	Opponent	Score	RPI	S	Opponent	Score	RPI	S	Opponent	Score	Team's RPI: 242
8	A	UCLA	40 76					76	A	Belmont	48 90	122	A	High Point	55 81	
15	A	Duke	45 79					86	A	North Carolina	56 91	128	H	Liberty	64 76	
								91	A	Chattanooga	51 71	187	H	Furman	76 75	
												201	H	Gardner-Webb	72 69	
												208	A	Radford	55 93	
												230	H	UNCG	57 64	
												235	A	San Diego St.	50 77	
												251	H	Campbell	65 59	
												258	A	UNC Asheville	76 74	
												269	H	Kennesaw St.	51 60	
												305	A	USC Upstate	83 69	
												330	H	N.C. Central	69 60	
												337	H	Winthrop	78 45	
												349	A	Longwood	56 66	

LAST 12 Division I GAMES:																
258	A	UNC Asheville	76 74	349	A	Longwood	56 66									
337	H	Winthrop	78 45	128	H	Liberty	64 76									
208	A	Radford	55 93	187	H	Furman	76 75									
201	H	Gardner-Webb	72 69	230	H	UNCG	57 64									
251	H	Campbell	65 59	330	H	N.C. Central	69 60									
122	A	High Point	55 81	86	A	North Carolina	56 91									

Non-Div I Games:

Presbyterian

Average RPI Win:	173	WON-LOST	WINNING	LAST 10	STRENGTH OF	OPP. STRENGTH	TEAM	ADJ.	CONF.	ADJ CONF.
Average RPI Loss:	38	RECORD	PCT. RANK	GAMES	SCHEDULE	OF SCHEDULE	RPI	RPI	RPI	RPI
DIV. I ONLY	13- 3	24	9- 1	141	83	53	53	9	9	
DIV. I NON-CONF.	10- 3	51	7- 2	129	35	49	49	9	9	

TOTALS	RPI 1-25	RPI 26-50	W-L RECORDS	RPI 51-100	RPI 101-999	RPI 201+				
13- 3	0- 2	0- 0	OVERALL	3- 1	10- 0	4- 0				
5- 2	0- 1	0- 0	HOME	0- 1	5- 0	2- 0				
6- 1	0- 1	0- 0	AWAY	2- 0	4- 0	2- 0				
2- 0	0- 0	0- 0	NEUTRAL	1- 0	1- 0	0- 0				
10- 3	0- 2	0- 0	NON-CONFERENCE	3- 1	7- 0	3- 0				
3- 2	0- 1	0- 0	HOME	0- 1	3- 0	1- 0				
5- 1	0- 1	0- 0	AWAY	2- 0	3- 0	2- 0				
2- 0	0- 0	0- 0	NEUTRAL	1- 0	1- 0	0- 0				
3- 0	0- 0	0- 0	CONFERENCE	0- 0	3- 0	1- 0				
2- 0	0- 0	0- 0	HOME	0- 0	2- 0	1- 0				
1- 0	0- 0	0- 0	AWAY	0- 0	1- 0	0- 0				
0- 0	0- 0	0- 0	NEUTRAL	0- 0	0- 0	0- 0				

RPI 1-25				RPI 26-50				RPI 51-100 Team's RPI: 53				RPI 101+			
RPI	S	Opponent	Score	RPI	S	Opponent	Score	RPI	S	Opponent	Score	RPI	S	Opponent	Score
19	A	Rutgers	50 70					58	A	Qui nni pi ac	60 46	108	A	Penn	70 55
21	H	Vi l l anova	59 62					73	H	Georgi a Tech	56 67	111	H	George Washi ngton	72 52
								91	N	Chattanooga	59 49	119	H	Del aware	78 60
								94	A	Seton Hall	85 83	148	A	Davi dson	63 57
												154	N	Saint Joseph' s	63 54
												195	H	Col umbi a	69 47
												237	A	Lafayette	53 45
												278	H	Cornel l	75 54
												325	A	Wagner	58 37
												329	H	UMBC	77 40

LAST 12 Di vi si on I GAMES:															
278	H	Cornel l	75 54	325	A	Wagner	58 37	19	A	Rutgers	50 70				
195	H	Col umbi a	69 47					58	A	Qui nni pi ac	60 46				
108	A	Penn	70 55					237	A	Lafayette	53 45				
329	H	UMBC	77 40					119	H	Del aware	78 60				
91	N	Chattanooga	59 49					21	H	Vi l l anova	59 62				
154	N	Saint Joseph' s	63 54												

Non-Di v I Games:

Pri n c e t o n

Average RPI Win:	168	WON-LOST	WINNING	LAST 10	STRENGTH OF	OPP. STRENGTH	TEAM	ADJ.	CONF.	ADJ CONF.
Average RPI Loss:	100	RECORD	PCT. RANK	GAMES	SCHEDULE	OF SCHEDULE	RPI	RPI	RPI	RPI
DIV. I ONLY	9- 14	242	2- 8	122	60	184	184	6	6	
DIV. I NON-CONF.	7- 5	132	1- 0	234	193	160	160	5	5	
<hr/>										
TOTALS	RPI 1-25	RPI 26-50	W-L RECORDS	RPI 51-100	RPI 101-999	RPI 201+				
9- 14	0- 2	0- 2	OVERALL	2- 5	7- 5	2- 1				
3- 8	0- 2	0- 1	HOME	1- 2	2- 3	1- 0				
3- 6	0- 0	0- 1	AWAY	1- 3	2- 2	0- 1				
3- 0	0- 0	0- 0	NEUTRAL	0- 0	3- 0	1- 0				
7- 5	0- 0	0- 0	NON-CONFERENCE	0- 2	7- 3	2- 1				
2- 3	0- 0	0- 0	HOME	0- 1	2- 2	1- 0				
2- 2	0- 0	0- 0	AWAY	0- 1	2- 1	0- 1				
3- 0	0- 0	0- 0	NEUTRAL	0- 0	3- 0	1- 0				
2- 9	0- 2	0- 2	CONFERENCE	2- 3	0- 2	0- 0				
1- 5	0- 2	0- 1	HOME	1- 1	0- 1	0- 0				
1- 4	0- 0	0- 1	AWAY	1- 2	0- 1	0- 0				
0- 0	0- 0	0- 0	NEUTRAL	0- 0	0- 0	0- 0				

RPI 1-25				RPI 26-50				RPI 51-100				RPI 101+				Team's RPI: 184
RPI	S	Opponent	Score	RPI	S	Opponent	Score	RPI	S	Opponent	Score	RPI	S	Opponent	Score	
20	H	Marquette	60 77	26	H	DePaul	48 71	56	A	St. John's (NY)	49 44	101	H	Brown	59 64	
21	H	Villanova	55 63	44	A	Creighton	56 73	56	H	St. John's (NY)	70 68	102	N	Wright St.	74 69	
								58	A	Quinnipiac	36 62	121	A	Yale	55 51	
								80	H	Penn St.	51 60	125	H	Georgetown	43 75	
								89	A	Butler	57 68	153	A	Northeastern	98 95	
								94	A	Seton Hall	56 65	172	N	Stetson	56 45	
								94	H	Seton Hall	56 65	181	H	Boston College	63 55	
												194	A	Xavier	59 68	
												195	H	Columbia	64 73	
												257	A	Sacred Heart	75 78	
												328	H	Rhode Island	65 41	
												345	N	Savannah St.	78 48	
<hr/>																
LAST 12 Division I GAMES:																
56	H	St. John's (NY)	70 68	26	H	DePaul	48 71	56	H	St. John's (NY)	49 44	181	H	Boston College	63 55	
94	H	Seton Hall	56 65	94	A	Seton Hall	56 65	56	A	St. John's (NY)	49 44					
89	A	Butler	57 68	56	A	St. John's (NY)	49 44	21	H	Villanova	55 63					
194	A	Xavier	59 68	56	H	Georgetown	43 75									
44	A	Creighton	56 73													
20	H	Marquette	60 77													

Non-Div I Games:

Providence

Average RPI Win: 142

Average RPI Loss: 56

WON-LOST
RECORDWINNING
PCT. RANKLAST 10
GAMESSTRENGTH OF
SCHEDULEOPP. STRENGTH
OF SCHEDULETEAM
RPIADJ.
RPICONF.
RPIADJ CONF.
RPIDIV. I ONLY
DIV. I NON-CONF.14- 8
9- 5100
997- 3
3- 124
3853
12146
5846
583
43
4

TOTALS

RPI 1-25

RPI 26-50

W-L RECORDS

RPI 51-100

RPI 101-999

RPI 201+

14- 8

1- 1

2- 3

OVERALL

2- 4

9- 0

4- 0

10- 2

1- 0

0- 1

HOME

2- 1

7- 0

3- 0

3- 5

0- 1

2- 1

AWAY

0- 3

1- 0

1- 0

1- 1

0- 0

0- 1

NEUTRAL

0- 0

1- 0

0- 0

9- 5

0- 0

1- 2

NON-CONFERENCE

1- 3

7- 0

4- 0

6- 2

0- 0

0- 1

HOME

1- 1

5- 0

3- 0

2- 2

0- 0

1- 0

AWAY

0- 2

1- 0

1- 0

1- 1

0- 0

0- 1

NEUTRAL

0- 0

1- 0

0- 0

5- 3

1- 1

1- 1

CONFERENCE

1- 1

2- 0

0- 0

4- 0

1- 0

0- 0

HOME

1- 0

2- 0

0- 0

1- 3

0- 1

1- 1

AWAY

0- 1

0- 0

0- 0

0- 0

0- 0

0- 0

NEUTRAL

0- 0

0- 0

0- 0

RPI 1-25

RPI	S	Opponent	Score
19	A	Rutgers	50 58
19	H	Rutgers	47 33

RPI 26-50

Team's RPI: 46

RPI	S	Opponent	Score
30	A	Iowa	76 70
32	H	Bail St.	60 66
36	A	Central Mich.	79 69
45	N	Southern California	46 58
47	A	Nebraska	51 75

RPI 51-100

RPI	S	Opponent	Score
69	A	Indiana	54 72
73	A	Georgia Tech	55 68
78	H	Ohio	71 77
80	H	Penn St.	88 73
81	A	Utah	68 81
87	H	Saint Mary's (CA)	70 60

RPI 101+

RPI	S	Opponent	Score
110	H	Miami (OH)	75 66
136	H	Lamar University	79 64
171	N	Marist	61 47
175	H	Northwestern	63 60
178	H	Wisconsin	57 35
206	H	Eastern Wash.	65 40
227	H	UT Martin	60 58
246	A	Hawaii	79 67
286	H	Valparaiso	95 49

LAST 12 Division I GAMES:

80	H	Penn St.	88 73	178	H	Wisconsin	57 35
47	A	Nebraska	51 75	19	A	Rutgers	50 58
175	H	Northwestern	63 60	87	H	Saint Mary's (CA)	70 60
30	A	Iowa	76 70	227	H	UT Martin	60 58
19	H	Rutgers	47 33	206	H	Eastern Wash.	65 40
69	A	Indiana	54 72	78	H	Ohio	71 77

Non-Div I Games:

Purdue

■ Loss,
 ■ Non-Conf,
 ■ S Site,
 ■ Home
 ■ A Away
 N Neutral

Average RPI	Win: 211	WON-LOST	WINNING	LAST 10	STRENGTH OF	OPP. STRENGTH	TEAM	ADJ.	CONF.	ADJ CONF.
Average RPI	Loss: 28	RECORD	PCT. RANK	GAMES	SCHEDULE	OF SCHEDULE	RPI	RPI	RPI	RPI
DIV. I ONLY	17- 5	35	10- 0	136	136	58	58	27	27	
DIV. I NON-CONF.	6- 5	153	1- 0	6	10	25	25	26	26	

TOTALS	RPI 1-25	RPI 26-50	W-L RECORDS	RPI 51-100	RPI 101-999	RPI 201+				
17- 5	0- 2	2- 2	OVERALL	1- 1	14- 0	11- 0				
9- 1	0- 0	1- 0	HOME	1- 1	7- 0	4- 0				
8- 3	0- 1	1- 2	AWAY	0- 0	7- 0	7- 0				
0- 1	0- 1	0- 0	NEUTRAL	0- 0	0- 0	0- 0				
6- 5	0- 2	2- 2	NON-CONFERENCE	1- 1	3- 0	2- 0				
3- 1	0- 0	1- 0	HOME	1- 1	1- 0	0- 0				
3- 3	0- 1	1- 2	AWAY	0- 0	2- 0	2- 0				
0- 1	0- 1	0- 0	NEUTRAL	0- 0	0- 0	0- 0				
11- 0	0- 0	0- 0	CONFERENCE	0- 0	11- 0	9- 0				
6- 0	0- 0	0- 0	HOME	0- 0	6- 0	4- 0				
5- 0	0- 0	0- 0	AWAY	0- 0	5- 0	5- 0				
0- 0	0- 0	0- 0	NEUTRAL	0- 0	0- 0	0- 0				

RPI 1-25				RPI 26-50				RPI 51-100 Team's RPI: 58				RPI 101+			
RPI	S	Opponent	Score	RPI	S	Opponent	Score	RPI	S	Opponent	Score	RPI	S	Opponent	Score
6	A	Ohio St.	63 95	30	A	Iowa	67 83	51	H	Northern Colo.	60 49	171	H	Marist	62 56
12	N	Missouri	51 66	36	A	Central Mi ch.	84 70	53	H	Princeton	46 60	184	H	Provi dence	62 36
				41	A	Mi chi gan St.	55 74					196	H	Si ena	68 54
				48	H	Dayton	72 66					203	A	Hampton	64 58
												213	A	Ni agara	84 55
												213	H	Ni agara	77 61
												225	A	Ri chmond	81 65
												238	A	Manhattan	80 64
												261	H	Fairfi eld	77 45
												265	H	Ri der	73 66
												291	A	Canis i us	84 55
												302	A	Monmouth	76 55
												342	A	Iona	74 38
												343	H	Saint Peter's	86 39

LAST 12 Di vi si on I GAMES:															
				213	A	Ni agara	84 55	171	H	Marist	62 56				
				291	A	Canis i us	84 55	342	A	Iona	74 38				
				261	H	Fairfi eld	77 45	213	H	Ni agara	77 61				
				302	A	Monmouth	76 55	238	A	Manhattan	80 64				
				265	H	Ri der	73 66	196	H	Si ena	68 54				
				343	H	Saint Peter's	86 39	36	A	Central Mi ch.	84 70				

Non-Di v I Games:

Qui nni pi ac

Average RPI Win:	275	WON-LOST	WINNING	LAST 10	STRENGTH OF	OPP. STRENGTH	TEAM	ADJ.	CONF.	ADJ CONF.
Average RPI Loss:	158	RECORD	PCT. RANK	GAMES	SCHEDULE	OF SCHEDULE	RPI	RPI	RPI	RPI
DIV. I ONLY	11- 7	113	6- 3	331	272	208	208	28	28	
DIV. I NON-CONF.	6- 4	122	2- 1	308	212	185	185	28	28	

TOTALS	RPI 1-25	RPI 26-50	W-L RECORDS	RPI 51-100	RPI 101-999	RPI 201+				
11- 7	0- 0	0- 1	OVERALL	0- 2	11- 4	10- 2				
6- 1	0- 0	0- 0	HOME	0- 0	6- 1	5- 1				
3- 5	0- 0	0- 0	AWAY	0- 0	3- 2	3- 1				
2- 1	0- 0	0- 1	NEUTRAL	0- 0	2- 0	2- 0				
6- 4	0- 0	0- 1	NON-CONFERENCE	0- 2	6- 1	6- 1				
3- 0	0- 0	0- 0	HOME	0- 0	3- 0	3- 0				
1- 3	0- 0	0- 0	AWAY	0- 2	1- 1	1- 1				
2- 1	0- 0	0- 1	NEUTRAL	0- 0	2- 0	2- 0				
5- 3	0- 0	0- 0	CONFERENCE	0- 0	5- 3	4- 1				
3- 1	0- 0	0- 0	HOME	0- 0	3- 1	2- 1				
2- 2	0- 0	0- 0	AWAY	0- 0	2- 2	2- 0				
0- 0	0- 0	0- 0	NEUTRAL	0- 0	0- 0	0- 0				

RPI 1-25				RPI 26-50				RPI 51-100				RPI 101+				Team's RPI: 208
RPI	S	Opponent	Score	RPI	S	Opponent	Score	RPI	S	Opponent	Score	RPI	S	Opponent	Score	
				39	N	West Virginia	55 75	75	A	Virginia Tech	42 68	122	H	High Point	50 47	
								86	A	North Carolina	46 79	128	A	Liberty	56 61	
												201	A	Gardner-Webb	53 69	
												216	N	Abilene Christian	71 65	
												230	H	UNCG	56 53	
												242	H	Presbyterian	93 55	
												258	H	UNC Asheville	56 67	
												272	H	Appalachian St.	61 40	
												280	N	Towson	69 66	
												316	H	VCU	79 62	
												320	A	Western Caro.	27 39	
												332	A	Charleston So.	61 56	
												333	A	Tennessee Tech	60 41	
												337	H	Winthrop	78 52	
												349	A	Longwood	52 33	
LAST 12 Division I GAMES:																
				128	A	Liberty	56 61	201	A	Gardner-Webb	53 69					
				122	H	High Point	50 47	337	H	Winthrop	78 52					
				242	H	Presbyterian	93 55	280	N	Towson	69 66					
				349	A	Longwood	52 33	216	N	Abilene Christian	71 65					
				332	A	Charleston So.	61 56	39	N	West Virginia	55 75					
				258	H	UNC Asheville	56 67	316	H	VCU	79 62					

Non-Div I Games: UVa-Wise 75 43

Radford

Average RPI Win:	277	WON-LOST	WINNING	LAST 10	STRENGTH OF	OPP. STRENGTH	TEAM	ADJ.	CONF.	ADJ CONF.
Average RPI Loss:	166	RECORD	PCT. RANK	GAMES	SCHEDULE	OF SCHEDULE	RPI	RPI	RPI	RPI
DIV. I ONLY	3- 18	322	1- 8	259	180	328	328	13	13	
DIV. I NON-CONF.	2- 10	300	0- 2	228	232	320	320	10	10	

TOTALS	RPI 1-25	RPI 26-50	W-L RECORDS	RPI 51-100	RPI 101-999	RPI 201+				
3- 18	0- 0	0- 2	OVERALL	0- 1	3- 15	3- 6				
3- 6	0- 0	0- 0	HOME	0- 1	3- 5	3- 4				
0- 11	0- 0	0- 2	AWAY	0- 0	0- 9	0- 1				
0- 1	0- 0	0- 0	NEUTRAL	0- 0	0- 1	0- 1				
2- 10	0- 0	0- 1	NON-CONFERENCE	0- 1	2- 8	2- 2				
2- 2	0- 0	0- 0	HOME	0- 1	2- 1	2- 1				
0- 7	0- 0	0- 1	AWAY	0- 0	0- 6	0- 0				
0- 1	0- 0	0- 0	NEUTRAL	0- 0	0- 1	0- 1				
1- 8	0- 0	0- 1	CONFERENCE	0- 0	1- 7	1- 4				
1- 4	0- 0	0- 0	HOME	0- 0	1- 4	1- 3				
0- 4	0- 0	0- 1	AWAY	0- 0	0- 3	0- 1				
0- 0	0- 0	0- 0	NEUTRAL	0- 0	0- 0	0- 0				

RPI	S	Opponent	Score	RPI	S	Opponent	Score	RPI	S	Opponent	Score	RPI	S	Opponent	Score
41	A	Michigan St.	38 82	52	H	Minnesota	60 82	107	A	Dartmouth	54 70	108	A	Penn	66 84
48	A	Dayton	58 116					109	H	George Mason	53 92	111	A	George Washington	52 65
								148	A	Davi dson	67 77	165	A	Jacksonville St.	53 63
								171	A	Marist	42 64	184	A	Provi dence	41 65
								188	A	Samford	37 67	221	H	La Salle	72 63
								223	H	Holy Cross	63 69	225	H	Ri chmond	53 74
								229	A	St. Bonaventure	70 81	261	H	Fairfield	62 47
								276	N	Bryant	52 58	288	H	Massachusetts	59 61
								316	H	VCU	49 61	348	H	UMass Lowell	81 64

Team's RPI: 328															
LAST 12 Division I GAMES:															
288	H	Massachusetts	59 61	148	A	Davi dson	67 77	111	A	George Washington	52 65	48	A	Dayton	58 116
221	H	La Salle	72 63	225	H	Ri chmond	53 74	229	A	St. Bonaventure	70 81	108	A	Penn	66 84
109	H	George Mason	53 92	223	H	Holy Cross	63 69	261	H	Fairfield	62 47				
316	H	VCU	49 61												

Non-Div I Games: Southern Conn. St. 57 62

Rhode Island

Average RPI Win:	254	WON-LOST	WINNING	LAST 10	STRENGTH OF	OPP. STRENGTH	TEAM	ADJ.	CONF.	ADJ CONF.
Average RPI Loss:	144	RECORD	PCT. RANK	GAMES	SCHEDULE	OF SCHEDULE	RPI	RPI	RPI	RPI
DIV. I ONLY	16- 3	18	9- 1	344	186	114	114	18	18	
DIV. I NON-CONF.	10- 2	33	5- 0	338	225	131	131	19	19	

TOTALS	RPI 1-25	RPI 26-50	W-L RECORDS	RPI 51-100	RPI 101-999	RPI 201+				
16- 3	0- 1	0- 0	OVERALL	0- 0	16- 2	11- 1				
8- 0	0- 0	0- 0	HOME	0- 0	8- 0	5- 0				
8- 3	0- 1	0- 0	AWAY	0- 0	8- 2	6- 1				
0- 0	0- 0	0- 0	NEUTRAL	0- 0	0- 0	0- 0				
10- 2	0- 1	0- 0	NON-CONFERENCE	0- 0	10- 1	8- 0				
5- 0	0- 0	0- 0	HOME	0- 0	5- 0	3- 0				
5- 2	0- 1	0- 0	AWAY	0- 0	5- 1	5- 0				
0- 0	0- 0	0- 0	NEUTRAL	0- 0	0- 0	0- 0				
6- 1	0- 0	0- 0	CONFERENCE	0- 0	6- 1	3- 1				
3- 0	0- 0	0- 0	HOME	0- 0	3- 0	2- 0				
3- 1	0- 0	0- 0	AWAY	0- 0	3- 1	1- 1				
0- 0	0- 0	0- 0	NEUTRAL	0- 0	0- 0	0- 0				

RPI 1-25				RPI 26-50				RPI 51-100				RPI 101+ Team's RPI: 114			
RPI	S	Opponent	Score	RPI	S	Opponent	Score	RPI	S	Opponent	Score	RPI	S	Opponent	Score
14	A	Texas A&M	76 82									113	H	Little Rock	58 51
												117	H	UTEP	56 42
												134	A	Kansas	65 73
												177	A	Charlotte	62 55
												185	A	Fla. Atlantic	67 53
												195	H	Columbia	67 44
												234	A	North Texas	50 49
												262	A	A&M-Corpus Christi	67 56
												264	A	Grand Canyon	69 59
												283	A	Prairie View	88 68
												285	A	FIU	58 68
												301	H	Incarnate Word	60 43
												314	H	UTSA	83 52
												319	H	Old Dominion	53 45
												322	A	Sam Houston St.	79 50
												326	H	Houston Baptist	67 45
												327	A	Northern Ariz.	88 83
												330	H	La. -Monroe	63 47
LAST 12 Division I GAMES:															
319	H	Old Dominion	53 45	234	A	North Texas	50 49	195	H	Columbia	67 44				
117	H	UTEP	56 42	283	A	Prairie View	88 68	262	A	A&M-Corpus Christi	67 56				
177	A	Charlotte	62 55	330	H	La. -Monroe	63 47	301	H	Incarnate Word	60 43				
285	A	FIU	58 68												
185	A	Fla. Atlantic	67 53												
314	H	UTSA	83 52												

Non-Div I Games:

Rice

R
i
c
h
m
o
n
d

Ri chmond				Through Games Of Jan. 29, 2018							
Average RPI	Wi n:	277	WON-LOST	WINNING	LAST 10	STRENGTH OF	OPP. STRENGTH	TEAM	ADJ.	CONF.	ADJ CONF.
Average RPI	Loss:	115	RECORD	PCT. RANK	GAMES	SCHEDULE	OF SCHEDULE	RPI	RPI	RPI	RPI
DIV. I ONLY		8- 14	253	3- 7		163	211	225	225	13	13
DIV. I NON-CONF.		5- 8	220	0- 3		151	286	209	209	10	10

TOTALS		RPI 1-25	RPI 26-50		W-L RECORDS		RPI 51-100	RPI 101-999	RPI 201+		
8- 14		0- 0	0- 1		OVERALL		0- 3	8- 10	7- 0		
1- 8		0- 0	0- 1		HOME		0- 3	1- 4	1- 0		
6- 3		0- 0	0- 0		AWAY		0- 0	6- 0	5- 0		
1- 3		0- 0	0- 0		NEUTRAL		0- 0	1- 3	1- 0		
5- 8		0- 0	0- 0		NON-CONFERENCE		0- 2	5- 6	4- 0		
0- 4		0- 0	0- 0		HOME		0- 2	0- 2	0- 0		
4- 1		0- 0	0- 0		AWAY		0- 0	4- 1	3- 0		
1- 3		0- 0	0- 0		NEUTRAL		0- 0	1- 3	1- 0		
3- 6		0- 0	0- 1		CONFERENCE		0- 1	3- 4	3- 0		
1- 4		0- 0	0- 1		HOME		0- 1	1- 2	1- 0		
2- 2		0- 0	0- 0		AWAY		0- 0	2- 2	2- 0		
0- 0		0- 0	0- 0		NEUTRAL		0- 0	0- 0	0- 0		

R
i
c
h
m
o
n
d

RPI 1-25				RPI 26-50				RPI 51-100				RPI 101+ Team's RPI: 225			
RPI	S	Opponent	Score	RPI	S	Opponent	Score	RPI	S	Opponent	Score	RPI	S	Opponent	Score
				48	H	Dayton	59 66	58	H	Qui nni pi ac	65 81	102	N	Wright St.	69 85
								65	H	Fordham	38 43	103	H	Wake Forest	81 85
								84	H	Navy	56 76	105	H	Saint Loui s	61 79
												109	A	George Mason	56 77
												140	H	William & Mary	64 78
												148	H	Davi dson	65 68
												151	N	Bethune-Cookman	50 63
												154	A	Saint Joseph's	72 81
												172	A	Stetson	67 72
												174	N	Fl ori da	80 87
												195	A	Col umbi a	85 79
												221	H	La Salle	77 51
												228	A	East Carol ina	65 64
												261	A	Fairfi eld	72 67
												316	A	VCU	77 68
												319	A	Ol d Domini on	54 45
												328	A	Rhode Isl and	74 53
												345	N	Savannah St.	100 63

LAST 12 Di vi si on I GAMES:															
316	A	VCU	77 68	221	H	La Salle	77 51								
48	H	Dayton	59 66	105	H	Saint Loui s	61 79								
65	H	Fordham	38 43	328	A	Rhode Isl and	74 53								
109	A	George Mason	56 77	151	N	Bethune-Cookman	50 63								
148	H	Davi dson	65 68	172	A	Stetson	67 72								
154	A	Saint Joseph's	72 81	84	H	Navy	56 76								

Non-Di v I Games:

Ri chmond

Average RPI Win: **288**
 Average RPI Loss: **176**

WON-LOST
RECORD

WINNING
PCT. RANK

LAST 10
GAMES

STRENGTH OF
SCHEDULE

OPP. STRENGTH
OF SCHEDULE

TEAM
RPI

ADJ.
RPI

CONF.
RPI

ADJ CONF.
RPI

DIV. I ONLY	8- 13	246	5- 5	293	304	265	265	27	27
DIV. I NON-CONF.	3- 8	268	1- 1	266	304	281	281	26	26
<hr/>									
TOTALS	RPI 1-25	RPI 26-50	W-L RECORDS	RPI 51-100	RPI 101-999	RPI 201+			
8- 13	0- 0	0- 0	OVERALL	0- 3	8- 10	8- 5			
3- 6	0- 0	0- 0	HOME	0- 0	3- 6	3- 2			
5- 6	0- 0	0- 0	AWAY	0- 3	5- 3	5- 2			
0- 1	0- 0	0- 0	NEUTRAL	0- 0	0- 1	0- 1			
3- 8	0- 0	0- 0	NON-CONFERENCE	0- 2	3- 6	3- 4			
1- 3	0- 0	0- 0	HOME	0- 0	1- 3	1- 1			
2- 4	0- 0	0- 0	AWAY	0- 2	2- 2	2- 2			
0- 1	0- 0	0- 0	NEUTRAL	0- 0	0- 1	0- 1			
5- 5	0- 0	0- 0	CONFERENCE	0- 1	5- 4	5- 1			
2- 3	0- 0	0- 0	HOME	0- 0	2- 3	2- 1			
3- 2	0- 0	0- 0	AWAY	0- 1	3- 1	3- 0			
0- 0	0- 0	0- 0	NEUTRAL	0- 0	0- 0	0- 0			

RPI 1-25				RPI 26-50				RPI 51-100				RPI 101+ Team's RPI: 265			
RPI	S	Opponent	Score	RPI	S	Opponent	Score	RPI	S	Opponent	Score	RPI	S	Opponent	Score
								58	A	Qui nni pi ac	66 73	145	H	Bucknel l	71 76
								84	A	Navy	44 63	160	H	Bi nghamton	54 76
								94	A	Seton Hal l	49 85	171	A	Marist	67 68
												171	H	Marist	69 80
												196	H	Si ena	67 71
												213	H	Ni agara	65 58
												221	A	La Salle	76 55
												223	H	Holy Cross	56 83
												228	N	East Carol ina	63 66
												237	A	Lafayette	45 60
												260	A	Mt. St. Mary's	78 82
												261	A	Fai rfi eld	61 45
												261	H	Fai rfi eld	57 68
												291	H	Canis ius	70 54
												292	H	Vermont	64 49
												341	A	NJIT	79 64
												342	A	Iona	62 49
												343	A	Saint Peter's	57 52
LAST 12 Divisi on I GAMES:															
261	H	Fai rfi eld	57 68	291	H	Canis ius	70 54								
342	A	Iona	62 49	343	A	Saint Peter's	57 52								
171	A	Marist	67 68	196	H	Si ena	67 71								
213	H	Ni agara	65 58	171	H	Marist	69 80								
58	A	Qui nni pi ac	66 73	160	H	Bi nghamton	54 76								
261	A	Fai rfi eld	61 45	341	A	NJIT	79 64								

R
i
d
e
rR
i
d
e
r

Non-Div I Games:

Ri der

Average RPI Win: 261

Average RPI Loss: 117

WON-LOST
RECORDWINNING
PCT. RANKLAST 10
GAMESSTRENGTH OF
SCHEDULEOPP. STRENGTH
OF SCHEDULETEAM
RPIADJ.
RPICONF.
RPIADJ CONF.
RPIDIV. I ONLY
DIV. I NON-CONF.15- 4
6- 434
1229- 1
1- 1333
318235
132157
224157
22429
2929
29

TOTALS

RPI 1-25

RPI 26-50

W-L RECORDS

RPI 51-100

RPI 101-999

RPI 201+

15- 4
8- 2
7- 1
0- 10- 0
0- 0
0- 0
0- 00- 1
0- 0
0- 1
0- 0OVERALL
HOME
AWAY
NEUTRAL0- 0
0- 0
0- 0
0- 015- 3
8- 2
7- 0
0- 113- 0
7- 0
6- 0
0- 06- 4
3- 2
3- 1
0- 10- 0
0- 0
0- 0
0- 00- 1
0- 0
0- 1
0- 0NON-CONFERENCE
HOME
AWAY
NEUTRAL0- 0
0- 0
0- 0
0- 06- 3
3- 2
3- 0
0- 15- 0
3- 0
2- 0
0- 09- 0
5- 0
4- 0
0- 00- 0
0- 0
0- 0
0- 00- 0
0- 0
0- 0
0- 0CONFERENCE
HOME
AWAY
NEUTRAL0- 0
0- 0
0- 0
0- 09- 0
5- 0
4- 0
0- 08- 0
4- 0
4- 0
0- 0RPI 1-25
RPI S Opponent ScoreRPI 26-50
RPI S Opponent Score
41 A Michigan St. 58 100RPI 51-100
RPI S Opponent ScoreRPI 101+ Team's RPI: 157
RPI S Opponent Score

123	H	Kent St.	31	46
142	H	Bowling Green	62	64
147	H	Saint Francis (PA)	63	62
163	N	San Francisco	45	57
170	A	Cal Poly	66	50
237	H	Lafayette	63	42
241	H	Youngstown St.	84	52
257	A	Sacred Heart	91	57
260	A	Mt. St. Mary's	77	68
263	A	Fairleigh Dickinson	77	68
267	A	Northern Ky.	59	50
274	H	LIU Brooklyn	60	53
275	H	St. Francis Brooklyn	59	36
276	H	Bryant	72	49
302	H	Monmouth	56	38
309	H	Central Conn. St.	66	47
310	A	Delaware St.	65	42
325	A	Wagner	58	52

LAST 12 Division I GAMES:

309	H	Central Conn. St.	66	47	274	H	LIU Brooklyn	60	53
276	H	Bryant	72	49	257	A	Sacred Heart	91	57
260	A	Mt. St. Mary's	77	68	263	A	Fairleigh Dickinson	77	68
325	A	Wagner	58	52	123	H	Kent St.	31	46
147	H	Saint Francis (PA)	63	62	237	H	Lafayette	63	42
275	H	St. Francis Brooklyn	59	36	310	A	Delaware St.	65	42

Robert Morris

Robert Morris

Non-Div I Games:

Clarion

67 60

Robert Morris

Loss, Non-Conf, S Site, H Home A Away N Neutral

Average RPI Win: 103

Average RPI Loss: 56

WON-LOST
RECORDWINNING
PCT. RANKLAST 10
GAMESSTRENGTH OF
SCHEDULEOPP. STRENGTH
OF SCHEDULETEAM
RPIADJ.
RPICONF.
RPIADJ CONF.
RPIDIV. I ONLY
DIV. I NON-CONF.17- 6
12- 256
226- 4
3- 017
1821
2319
1019
103
43
4

TOTALS

RPI 1-25

RPI 26-50

W-L RECORDS

RPI 51-100

RPI 101-999

RPI 201+

17- 6

1- 1

4- 2

OVERALL

6- 3

6- 0

1- 0

12- 1

1- 0

3- 1

HOME

4- 0

4- 0

1- 0

4- 3

0- 0

1- 1

AWAY

1- 2

2- 0

0- 0

1- 2

0- 1

0- 0

NEUTRAL

1- 1

0- 0

0- 0

12- 2

1- 1

2- 0

NON-CONFERENCE

4- 1

5- 0

1- 0

8- 0

1- 0

2- 0

HOME

2- 0

3- 0

1- 0

3- 0

0- 0

0- 0

AWAY

1- 0

2- 0

0- 0

1- 2

0- 1

0- 0

NEUTRAL

1- 1

0- 0

0- 0

5- 4

0- 0

2- 2

CONFERENCE

2- 2

1- 0

0- 0

4- 1

0- 0

1- 1

HOME

2- 0

1- 0

0- 0

1- 3

0- 0

1- 1

AWAY

0- 2

0- 0

0- 0

0- 0

0- 0

0- 0

NEUTRAL

0- 0

0- 0

0- 0

RPI 1-25

Team's RPI: 19

RPI 26-50

RPI 51-100

RPI 101+

RPI	S	Opponent	Score
17	N	South Carolina	68 78
18	H	NC State	57 53

RPI	S	Opponent	Score
28	H	Virginia	52 43
41	A	Michigan St.	61 58
46	A	Purdue	33 47
46	H	Purdue	58 50
47	H	Nebraska	42 52
49	H	Houston	75 57

RPI	S	Opponent	Score
52	H	Minnesota	80 70
53	H	Princeton	70 50
69	A	Indiana	58 64
79	N	Washington St.	60 63
80	A	Penn St.	67 70
80	H	Penn St.	70 65
90	A	James Madison	76 63
94	H	Seton Hall	70 45
98	N	Western Mich.	75 64

RPI	S	Opponent	Score
103	H	Wake Forest	65 51
168	A	Temple	84 67
177	A	Charlotte	77 54
192	H	Illinois	76 37
196	H	Siena	59 47
263	H	Fairleigh Dickinson	101 35

LAST 12 Division I GAMES:

69	A	Indiana	58 64	192	H	Illinois	76 37
47	H	Nebraska	42 52	41	A	Michigan St.	61 58
80	A	Penn St.	67 70	46	H	Purdue	58 50
52	H	Minnesota	80 70	49	H	Houston	75 57
46	A	Purdue	33 47	53	H	Princeton	70 50
80	H	Penn St.	70 65	263	H	Fairleigh Dickinson	101 35

Non-Div I Games:

Rutgers

Average RPI Win:	247	WON-LOST	WINNING	LAST 10	STRENGTH OF	OPP. STRENGTH	TEAM	ADJ.	CONF.	ADJ CONF.
Average RPI Loss:	170	RECORD	PCT. RANK	GAMES	SCHEDULE	OF SCHEDULE	RPI	RPI	RPI	RPI
DIV. I ONLY	12- 3	30	8- 0	324	275	112	112	25	25	
DIV. I NON-CONF.	4- 3	143	0- 2	235	292	144	144	25	25	

TOTALS	RPI 1-25	RPI 26-50	W-L RECORDS	RPI 51-100	RPI 101-999	RPI 201+				
12- 3	0- 0	0- 0	OVERALL	2- 1	10- 2	9- 2				
7- 0	0- 0	0- 0	HOME	2- 0	5- 0	5- 0				
3- 3	0- 0	0- 0	AWAY	0- 1	3- 2	2- 2				
2- 0	0- 0	0- 0	NEUTRAL	0- 0	2- 0	2- 0				
4- 3	0- 0	0- 0	NON-CONFERENCE	1- 1	3- 2	3- 2				
2- 0	0- 0	0- 0	HOME	1- 0	1- 0	1- 0				
0- 3	0- 0	0- 0	AWAY	0- 1	0- 2	0- 2				
2- 0	0- 0	0- 0	NEUTRAL	0- 0	2- 0	2- 0				
8- 0	0- 0	0- 0	CONFERENCE	1- 0	7- 0	6- 0				
5- 0	0- 0	0- 0	HOME	1- 0	4- 0	4- 0				
3- 0	0- 0	0- 0	AWAY	0- 0	3- 0	2- 0				
0- 0	0- 0	0- 0	NEUTRAL	0- 0	0- 0	0- 0				

S
F
AS
F
A

RPI 1-25				RPI 26-50				RPI 51-100				RPI 101+				Team's RPI: 112
RPI	S	Opponent	Score	RPI	S	Opponent	Score	RPI	S	Opponent	Score	RPI	S	Opponent	Score	
								70	A	Kansas St.	49 74	182	A	New Orleans	74 67	
								74	H	South Dakota	77 55	210	A	Montana St.	54 59	
								96	H	Central Ark.	59 46	216	H	Abilene Christian	66 55	
												231	A	Montana	52 60	
												271	N	Alcorn	83 79	
												281	A	Nicholls St.	86 73	
												294	H	Southeastern La.	79 67	
												298	H	Coppin St.	72 59	
												301	H	Incarnate Word	60 49	
												312	N	Alabama St.	77 50	
												315	A	Northwestern St.	70 62	
												322	H	Sam Houston St.	75 53	
LAST 12 Division I GAMES:																
322	H	Sam Houston St.	75 53	281	A	Nicholls St.	86 73									
96	H	Central Ark.	59 46	294	H	Southeastern La.	79 67									
216	H	Abilene Christian	66 55	210	A	Montana St.	54 59									
301	H	Incarnate Word	60 49	231	A	Montana	52 60									
182	A	New Orleans	74 67	74	H	South Dakota	77 55									
315	A	Northwestern St.	70 62	271	N	Alcorn	83 79									

Non-Div I Games: Howard Payne 105 35 Central Baptist 97 34 Tex. A&M-Commerce 83 61 Cent. Christian (KS) 105 32 SFA

S
I
U
E

SIUE				Through Games Of Jan. 29, 2018							
Average RPI	Win:	249	WON-LOST	WINNING	LAST 10	STRENGTH OF	OPP. STRENGTH	TEAM	ADJ.	CONF.	ADJ CONF.
Average RPI	Loss:	108	RECORD	PCT. RANK	GAMES	SCHEDULE	OF SCHEDULE	RPI	RPI	RPI	RPI
DIV. I ONLY		11- 10	161	8- 2	128	241	135	135	26	26	
DIV. I NON-CONF.		3- 8	268	0- 2	87	69	225	225	27	27	

TOTALS		RPI 1-25	RPI 26-50		W-L RECORDS		RPI 51-100	RPI 101-999	RPI 201+		
11- 10		0- 1	0- 3		OVERALL		0- 2	11- 4	8- 2		
5- 4		0- 0	0- 1		HOME		0- 1	5- 2	3- 0		
6- 5		0- 1	0- 2		AWAY		0- 1	6- 1	5- 1		
0- 1		0- 0	0- 0		NEUTRAL		0- 0	0- 1	0- 1		
3- 8		0- 1	0- 3		NON-CONFERENCE		0- 0	3- 4	1- 2		
2- 3		0- 0	0- 1		HOME		0- 0	2- 2	1- 0		
1- 4		0- 1	0- 2		AWAY		0- 0	1- 1	0- 1		
0- 1		0- 0	0- 0		NEUTRAL		0- 0	0- 1	0- 1		
8- 2		0- 0	0- 0		CONFERENCE		0- 2	8- 0	7- 0		
3- 1		0- 0	0- 0		HOME		0- 1	3- 0	2- 0		
5- 1		0- 0	0- 0		AWAY		0- 1	5- 0	5- 0		
0- 0		0- 0	0- 0		NEUTRAL		0- 0	0- 0	0- 0		

S
I
U
E

RPI 1-25				RPI 26-50				RPI 51-100				RPI 101+ Team's RPI: 135			
RPI	S	Opponent	Score	RPI	S	Opponent	Score	RPI	S	Opponent	Score	RPI	S	Opponent	Score
12	A	Missouri	48 78	34	A	FGCU	49 66	76	A	Bel mont	64 86	105	H	Saint Louis	79 72
				36	H	Central Mi ch.	56 94	76	H	Bel mont	55 72	139	H	Northern Ill.	75 86
				47	A	Nebraska	53 62					141	A	Southern Ill.	57 53
												172	H	Stetson	61 65
												200	H	Southeast Mo. St.	65 57
												215	A	Morehead St.	66 51
												219	N	Akron	58 59
												227	H	UT Martin	73 70
												244	A	Austin Peay	61 38
												268	A	Illinois St.	47 62
												293	A	Eastern Ky.	62 60
												297	A	Murray St.	75 70
												321	H	Air Force	76 40
												346	A	Tennessee St.	88 76
												346	H	Tennessee St.	74 63

LAST 12 Division I GAMES:															
				76	A	Bel mont	64 86	215	A	Morehead St.	66 51				
				346	A	Tennessee St.	88 76	293	A	Eastern Ky.	62 60				
				227	H	UT Martin	73 70	297	A	Murray St.	75 70				
				200	H	Southeast Mo. St.	65 57	244	A	Austin Peay	61 38				
				346	H	Tennessee St.	74 63	34	A	FGCU	49 66				
				76	H	Bel mont	55 72	219	N	Akron	58 59				

Non-Div I Games:

SIUE

SMU				Through Games Of Jan. 29, 2018							
Average RPI Win:		236	WON-LOST RECORD	WINNING PCT. RANK	LAST 10 GAMES	STRENGTH OF SCHEDULE	OPP. STRENGTH OF SCHEDULE	TEAM RPI	ADJ. RPI	CONF. RPI	ADJ CONF. RPI
Average RPI Loss:		106									
DIV. I ONLY		7- 14	261	2- 8	85	124	220	220	8	8	
DIV. I NON-CONF.		6- 7	184	2- 2	136	198	179	179	7	7	

TOTALS		RPI 1-25	RPI 26-50		W-L RECORDS		RPI 51-100	RPI 101-999	RPI 201+		
7- 14		0- 1	0- 5		OVERALL		0- 2	7- 6	6- 2		
6- 4		0- 0	0- 2		HOME		0- 1	6- 1	5- 0		
0- 10		0- 1	0- 3		AWAY		0- 1	0- 5	0- 2		
1- 0		0- 0	0- 0		NEUTRAL		0- 0	1- 0	1- 0		
6- 7		0- 1	0- 1		NON-CONFERENCE		0- 2	6- 3	5- 2		
5- 1		0- 0	0- 0		HOME		0- 1	5- 0	4- 0		
0- 6		0- 1	0- 1		AWAY		0- 1	0- 3	0- 2		
1- 0		0- 0	0- 0		NEUTRAL		0- 0	1- 0	1- 0		
1- 7		0- 0	0- 4		CONFERENCE		0- 0	1- 3	1- 0		
1- 3		0- 0	0- 2		HOME		0- 0	1- 1	1- 0		
0- 4		0- 0	0- 2		AWAY		0- 0	0- 2	0- 0		
0- 0		0- 0	0- 0		NEUTRAL		0- 0	0- 0	0- 0		

RPI 1-25				RPI 26-50				RPI 51-100				RPI 101+ Team's RPI: 220			
RPI	S	Opponent	Score	RPI	S	Opponent	Score	RPI	S	Opponent	Score	RPI	S	Opponent	Score
14	A	Texas A&M	57 79	37	A	Oklahoma	75 87	64	H	TCU	58 64	138	A	Wichita St.	43 66
				49	A	Houston	56 60	85	A	Alabama	44 59	150	H	Loyola Marymount	63 60
				49	H	Houston	75 85					164	A	Nevada	72 80
				50	A	UCF	43 58					166	H	Cincinnati	40 58
				50	H	UCF	42 60					168	A	Temple	52 55

LAST 12 Division I GAMES:															
				49	A	Houston	56 60	50	H	UCF	42 60				
				166	H	Cincinnati	40 58	49	H	Houston	75 85				
				50	A	UCF	43 58	14	A	Texas A&M	57 79				
				138	A	Wichita St.	43 66	289	H	McNeese	65 59				
				228	H	East Carolina	65 51	150	H	Loyola Marymount	63 60				
				168	A	Temple	52 55	85	A	Alabama	44 59				

Non-Div I Games:

SMU

Average RPI Win:	202	WON-LOST	WINNING	LAST 10	STRENGTH OF	OPP. STRENGTH	TEAM	ADJ.	CONF.	ADJ CONF.
Average RPI Loss:	134	RECORD	PCT. RANK	GAMES	SCHEDULE	OF SCHEDULE	RPI	RPI	RPI	RPI
DIV. I ONLY	2- 16	326	1- 9	78	178	273	273	19	19	
DIV. I NON-CONF.	1- 9	318	0- 3	54	75	238	238	14	14	

TOTALS	RPI 1-25	RPI 26-50	W-L RECORDS	RPI 51-100	RPI 101-999	RPI 201+				
2- 16	0- 0	0- 2	OVERALL	0- 3	2- 11	1- 4				
1- 4	0- 0	0- 0	HOME	0- 0	1- 4	0- 1				
0- 10	0- 0	0- 2	AWAY	0- 2	0- 6	0- 3				
1- 2	0- 0	0- 0	NEUTRAL	0- 1	1- 1	1- 0				
1- 9	0- 0	0- 2	NON-CONFERENCE	0- 3	1- 4	1- 1				
0- 0	0- 0	0- 0	HOME	0- 0	0- 0	0- 0				
0- 7	0- 0	0- 2	AWAY	0- 2	0- 3	0- 1				
1- 2	0- 0	0- 0	NEUTRAL	0- 1	1- 1	1- 0				
1- 7	0- 0	0- 0	CONFERENCE	0- 0	1- 7	0- 3				
1- 4	0- 0	0- 0	HOME	0- 0	1- 4	0- 1				
0- 3	0- 0	0- 0	AWAY	0- 0	0- 3	0- 2				
0- 0	0- 0	0- 0	NEUTRAL	0- 0	0- 0	0- 0				

RPI 1-25				RPI 26-50				RPI 51-100				RPI 101+ Team's RPI: 273			
RPI	S	Opponent	Score	RPI	S	Opponent	Score	RPI	S	Opponent	Score	RPI	S	Opponent	Score
				29	A	Arizona St.	58 106	59	N	Miami (FL)	56 82	131	H	Weber St.	56 78
				39	A	West Virginia	47 101	60	A	UC Davis	72 79	133	A	Portland St.	73 74
								95	A	Kentucky	70 101	133	H	Portland St.	72 81
												139	N	Northern Ill.	75 84
												143	H	Idaho St.	71 85
												161	H	Idaho	79 64
												163	A	San Francisco	76 90
												164	A	Nevada	68 95
												206	H	Eastern Wash.	72 83
												210	A	Montana St.	50 85
												215	A	Morehead St.	71 75
												231	A	Montana	59 68
												243	N	UC Riverside	99 72

LAST 12 Division I GAMES:															
				133	H	Portland St.	72 81	161	H	Idaho	79 64				
				143	H	Idaho St.	71 85	133	A	Portland St.	73 74				
				131	H	Weber St.	56 78	139	N	Northern Ill.	75 84				
				210	A	Montana St.	50 85	59	N	Miami (FL)	56 82				
				231	A	Montana	59 68	163	A	San Francisco	76 90				
				206	H	Eastern Wash.	72 83	60	A	UC Davis	72 79				

Non-Div I Games: Antelope Valley 95 62

Sacramento St.

Average RPI Win:	256	WON-LOST	WINNING	LAST 10	STRENGTH OF	OPP. STRENGTH	TEAM	ADJ.	CONF.	ADJ CONF.
Average RPI Loss:	192	RECORD	PCT. RANK	GAMES	SCHEDULE	OF SCHEDULE	RPI	RPI	RPI	RPI
DIV. I ONLY	7- 13	255	3- 7	248	306	257	257	29	29	
DIV. I NON-CONF.	4- 7	226	1- 2	162	261	233	233	29	29	

TOTALS	RPI 1-25	RPI 26-50	W-L RECORDS	RPI 51-100	RPI 101-999	RPI 201+				
7- 13	0- 1	0- 0	OVERALL	0- 1	7- 11	5- 6				
3- 5	0- 0	0- 0	HOME	0- 0	3- 5	1- 2				
4- 8	0- 1	0- 0	AWAY	0- 1	4- 6	4- 4				
0- 0	0- 0	0- 0	NEUTRAL	0- 0	0- 0	0- 0				
4- 7	0- 1	0- 0	NON-CONFERENCE	0- 1	4- 5	2- 2				
3- 2	0- 0	0- 0	HOME	0- 0	3- 2	1- 1				
1- 5	0- 1	0- 0	AWAY	0- 1	1- 3	1- 1				
0- 0	0- 0	0- 0	NEUTRAL	0- 0	0- 0	0- 0				
3- 6	0- 0	0- 0	CONFERENCE	0- 0	3- 6	3- 4				
0- 3	0- 0	0- 0	HOME	0- 0	0- 3	0- 1				
3- 3	0- 0	0- 0	AWAY	0- 0	3- 3	3- 3				
0- 0	0- 0	0- 0	NEUTRAL	0- 0	0- 0	0- 0				

RPI 1-25				RPI 26-50				RPI 51-100				RPI 101+ Team's RPI: 257			
RPI	S	Opponent	Score	RPI	S	Opponent	Score	RPI	S	Opponent	Score	RPI	S	Opponent	Score
7	A	Florida St.	52 101					68	A	Harvard	62 70	101	A	Brown	77 102
												147	H	Saint Francis (PA)	48 89
												157	H	Robert Morris	57 91
												173	H	Lehigh	65 55
												180	H	New Hampshire	47 74
												184	H	Providence	78 75
												196	A	Siena	57 62
												211	H	Hofstra	81 86
												238	H	Manhattan	65 61
												260	A	Mt. St. Mary's	82 52
												263	A	Fairleigh Dickinson	59 69
												274	A	LIU Brooklyn	50 46
												275	A	St. Francis Brooklyn	48 63
												276	H	Bryant	73 81
												302	A	Monmouth	64 69
												309	A	Central Conn. St.	59 69
												325	A	Wagner	72 55
												335	A	Florida A&M	73 68

LAST 12 Division I GAMES:															
275	A	St. Francis Brooklyn	48 63	260	A	Mt. St. Mary's	82 52	157	H	Robert Morris	57 91				
274	A	LIU Brooklyn	50 46	147	H	Saint Francis (PA)	48 89	180	H	New Hampshire	47 74				
263	A	Fairleigh Dickinson	59 69	196	A	Siena	57 62	184	H	Providence	78 75				
276	H	Bryant	73 81												
309	A	Central Conn. St.	59 69												
325	A	Wagner	72 55												

Non-Div I Games:

Sacred Heart

Average RPI Win:	272	WON-LOST	WINNING	LAST 10	STRENGTH OF	OPP. STRENGTH	TEAM	ADJ.	CONF.	ADJ CONF.
Average RPI Loss:	133	RECORD	PCT. RANK	GAMES	SCHEDULE	OF SCHEDULE	RPI	RPI	RPI	RPI
DIV. I ONLY	12- 8	114	8- 2	249	286	147	147	29	29	
DIV. I NON-CONF.	4- 7	226	1- 2	164	202	191	191	29	29	

TOTALS	RPI 1-25	RPI 26-50	W-L RECORDS	RPI 51-100	RPI 101-999	RPI 201+				
12- 8	0- 0	0- 0	OVERALL	0- 3	12- 5	11- 0				
6- 1	0- 0	0- 0	HOME	0- 0	6- 1	6- 0				
5- 6	0- 0	0- 0	AWAY	0- 3	5- 2	4- 0				
1- 1	0- 0	0- 0	NEUTRAL	0- 0	1- 1	1- 0				
4- 7	0- 0	0- 0	NON-CONFERENCE	0- 3	4- 4	3- 0				
1- 1	0- 0	0- 0	HOME	0- 0	1- 1	1- 0				
2- 5	0- 0	0- 0	AWAY	0- 3	2- 2	1- 0				
1- 1	0- 0	0- 0	NEUTRAL	0- 0	1- 1	1- 0				
8- 1	0- 0	0- 0	CONFERENCE	0- 0	8- 1	8- 0				
5- 0	0- 0	0- 0	HOME	0- 0	5- 0	5- 0				
3- 1	0- 0	0- 0	AWAY	0- 0	3- 1	3- 0				
0- 0	0- 0	0- 0	NEUTRAL	0- 0	0- 0	0- 0				

RPI 1-25				RPI 26-50				RPI 51-100				RPI 101+				Team's RPI: 147
RPI	S	Opponent	Score	RPI	S	Opponent	Score	RPI	S	Opponent	Score	RPI	S	Opponent	Score	
								55	A	Gonzaga	74 97	140	H	William & Mary	86 92	
								57	A	Duquesne	68 87	157	A	Robert Morris	62 63	
								61	A	Tol edo	66 74	166	A	Cincinnati	77 73	
												195	A	Columbia	81 94	
												198	A	Boise St.	59 87	
												200	N	Southeast Mo. St.	50 82	
												241	H	Youngstown St.	79 65	
												257	A	Sacred Heart	89 48	
												260	H	Mt. St. Mary's	92 88	
												263	A	Fairleigh Dickinson	80 56	
												274	H	LIU Brooklyn	101 71	
												275	H	St. Francis Brooklyn	90 75	
												276	H	Bryant	87 69	
												300	A	Portland	106 101	
												309	H	Central Conn. St.	87 59	
												319	N	Old Dominion	79 68	
												325	A	Wagner	79 76	

LAST 12 Division I GAMES:																
				276	H	Bryant	87 69	275	H	St. Francis Brooklyn	90 75					
				309	H	Central Conn. St.	87 59	263	A	Fairleigh Dickinson	80 56					
				325	A	Wagner	79 76	257	A	Sacred Heart	89 48					
				260	H	Mt. St. Mary's	92 88	198	A	Boise St.	59 87					
				157	A	Robert Morris	62 63	300	A	Portland	106 101					
				274	H	LIU Brooklyn	101 71	55	A	Gonzaga	74 97					

Non-Div I Games: Seton Hill 103 71

Saint Francis (PA)

Average RPI Win:	241	WON-LOST	WINNING	LAST 10	STRENGTH OF	OPP. STRENGTH	TEAM	ADJ.	CONF.	ADJ CONF.
Average RPI Loss:	106	RECORD	PCT. RANK	GAMES	SCHEDULE	OF SCHEDULE	RPI	RPI	RPI	RPI
DIV. I ONLY	10- 10	170	5- 5	157	183	154	154	13	13	
DIV. I NON-CONF.	5- 7	212	0- 4	140	194	162	162	10	10	

TOTALS	RPI 1-25	RPI 26-50	W-L RECORDS	RPI 51-100	RPI 101-999	RPI 201+				
10- 10	0- 1	0- 2	OVERALL	1- 2	9- 5	8- 1				
4- 4	0- 0	0- 2	HOME	0- 1	4- 1	4- 0				
6- 5	0- 1	0- 0	AWAY	1- 0	5- 4	4- 1				
0- 1	0- 0	0- 0	NEUTRAL	0- 1	0- 0	0- 0				
5- 7	0- 1	0- 1	NON-CONFERENCE	1- 1	4- 4	3- 1				
2- 2	0- 0	0- 1	HOME	0- 0	2- 1	2- 0				
3- 4	0- 1	0- 0	AWAY	1- 0	2- 3	1- 1				
0- 1	0- 0	0- 0	NEUTRAL	0- 1	0- 0	0- 0				
5- 3	0- 0	0- 1	CONFERENCE	0- 1	5- 1	5- 0				
2- 2	0- 0	0- 1	HOME	0- 1	2- 0	2- 0				
3- 1	0- 0	0- 0	AWAY	0- 0	3- 1	3- 0				
0- 0	0- 0	0- 0	NEUTRAL	0- 0	0- 0	0- 0				

RPI 1-25				RPI 26-50				RPI 51-100				RPI 101+				Team's RPI: 154
RPI	S	Opponent	Score	RPI	S	Opponent	Score	RPI	S	Opponent	Score	RPI	S	Opponent	Score	
21	A	Villanova	44 79	42	H	Drexel	58 65	53	N	Princeton	54 63	105	A	Saint Louis	73 96	
				48	H	Dayton	59 65	57	H	Duquesne	42 61	108	H	Penn	50 57	
								90	A	James Madison	73 66	145	A	Bucknell	77 53	
												168	A	Temple	66 69	
												174	A	Florida	51 71	
												213	A	Niagara	93 69	
												221	A	La Salle	75 64	
												225	H	Richmond	81 72	
												229	A	St. Bonaventure	70 64	
												280	A	Towson	66 90	
												288	A	Massachusetts	84 79	
												316	H	VCU	79 41	
												343	H	Saint Peter's	87 58	
												344	H	Eastern Ill.	80 62	

LAST 12 Division I GAMES:																
221	A	La Salle	75 64	229	A	St. Bonaventure	70 64	316	H	VCU	79 41	174	A	Florida	51 71	
57	H	Duquesne	42 61	42	H	Drexel	58 65	53	N	Princeton	54 63	42	H	Duquesne	42 61	
105	A	Saint Louis	73 96	48	H	Dayton	59 65	108	H	Penn	50 57	225	H	Richmond	81 72	
288	A	Massachusetts	84 79					105	A	Saint Louis	73 96	280	A	Towson	66 90	
225	H	Richmond	81 72					229	A	St. Bonaventure	70 64	288	A	Massachusetts	84 79	
48	H	Dayton	59 65					316	H	VCU	79 41	343	H	Saint Peter's	87 58	
								42	H	Drexel	58 65	344	H	Eastern Ill.	80 62	

Non-Div I Games:

Saint Joseph's

Average RPI Win:	184	WON-LOST	WINNING	LAST 10	STRENGTH OF	OPP. STRENGTH	TEAM	ADJ.	CONF.	ADJ CONF.
Average RPI Loss:	79	RECORD	PCT. RANK	GAMES	SCHEDULE	OF SCHEDULE	RPI	RPI	RPI	RPI
DIV. I ONLY	11- 10	161	7- 3	97	78	105	105	13	13	
DIV. I NON-CONF.	6- 7	184	2- 2	122	18	141	141	10	10	

TOTALS	RPI 1-25	RPI 26-50	W-L RECORDS	RPI 51-100	RPI 101-999	RPI 201+				
11- 10	0- 1	0- 3	OVERALL	1- 2	10- 4	5- 0				
6- 2	0- 0	0- 0	HOME	0- 0	6- 2	3- 0				
3- 7	0- 0	0- 2	AWAY	0- 1	3- 1	2- 0				
2- 1	0- 0	0- 1	NEUTRAL	1- 0	1- 0	0- 0				
6- 7	0- 1	0- 2	NON-CONFERENCE	1- 1	5- 3	2- 0				
3- 2	0- 0	0- 0	HOME	0- 0	3- 2	1- 0				
1- 4	0- 1	0- 1	AWAY	0- 1	1- 1	1- 0				
2- 1	0- 0	0- 1	NEUTRAL	1- 0	1- 0	0- 0				
5- 3	0- 0	0- 1	CONFERENCE	0- 1	5- 1	3- 0				
3- 0	0- 0	0- 0	HOME	0- 0	3- 0	2- 0				
2- 3	0- 0	0- 1	AWAY	0- 1	2- 1	1- 0				
0- 0	0- 0	0- 0	NEUTRAL	0- 0	0- 0	0- 0				

RPI 1-25				RPI 26-50				RPI 51-100				RPI 101+ Team's RPI: 105			
RPI	S	Opponent	Score	RPI	S	Opponent	Score	RPI	S	Opponent	Score	RPI	S	Opponent	Score
12	A	Missouri	58 70	26	A	DePaul	78 86	65	A	Fordham	63 66	109	A	George Mason	72 81
				35	N	LSU	59 71	79	A	Washington St.	63 85	111	A	George Washington	72 69
				48	A	Dayton	76 101	100	N	Ole Miss	79 64	113	H	Little Rock	48 45
												129	H	Vanderbilt	69 74
												132	N	Cleveland St.	80 64
												135	A	SIUE	72 79
												150	H	Loyola Marymount	60 62
												154	H	Saint Joseph's	96 73
												167	H	Tulsa	77 66
												225	A	Richmond	79 61
												229	H	St. Bonaventure	78 55
												253	H	Lipscomb	101 57
												256	A	Indiana St.	60 59
												288	H	Massachusetts	64 63

LAST 12 Division I GAMES:															
111	A	George Washington	72 69	225	A	Richmond	79 61								
109	A	George Mason	72 81	229	H	St. Bonaventure	78 55								
154	H	Saint Joseph's	96 73	167	H	Tulsa	77 66								
288	H	Massachusetts	64 63	253	H	Lipscomb	101 57								
48	A	Dayton	76 101	12	A	Missouri	58 70								
65	A	Fordham	63 66	79	A	Washington St.	63 85								

Non-Div I Games:

Saint Louis

Average RPI Win:	175	WON-LOST	WINNING	LAST 10	STRENGTH OF	OPP. STRENGTH	TEAM	ADJ.	CONF.	ADJ CONF.
Average RPI Loss:	106	RECORD	PCT. RANK	GAMES	SCHEDULE	OF SCHEDULE	RPI	RPI	RPI	RPI
DIV. I ONLY	13- 8	107	6- 4	105	94	87	87	12	12	
DIV. I NON-CONF.	7- 4	102	1- 1	70	38	55	55	11	11	

TOTALS	RPI 1-25	RPI 26-50	W-L RECORDS	RPI 51-100	RPI 101-999	RPI 201+				
13- 8	0- 0	0- 2	OVERALL	2- 3	11- 3	5- 1				
8- 2	0- 0	0- 0	HOME	2- 2	6- 0	2- 0				
3- 6	0- 0	0- 2	AWAY	0- 1	3- 3	1- 1				
2- 0	0- 0	0- 0	NEUTRAL	0- 0	2- 0	2- 0				
7- 4	0- 0	0- 2	NON-CONFERENCE	2- 2	5- 0	2- 0				
4- 1	0- 0	0- 0	HOME	2- 1	2- 0	0- 0				
1- 3	0- 0	0- 2	AWAY	0- 1	1- 0	0- 0				
2- 0	0- 0	0- 0	NEUTRAL	0- 0	2- 0	2- 0				
6- 4	0- 0	0- 0	CONFERENCE	0- 1	6- 3	3- 1				
4- 1	0- 0	0- 0	HOME	0- 1	4- 0	2- 0				
2- 3	0- 0	0- 0	AWAY	0- 0	2- 3	1- 1				
0- 0	0- 0	0- 0	NEUTRAL	0- 0	0- 0	0- 0				

RPI 1-25				RPI 26-50				RPI 51-100				Team's RPI : 87				RPI 101+			
RPI	S	Opponent	Score	RPI	S	Opponent	Score	RPI	S	Opponent	Score	RPI	S	Opponent	Score	RPI	S	Opponent	Score
33	A	Cal i forn i a	80 87	55	H	Gonzaga	65 73	124	A	BYU	54 63								
46	A	Purdue	60 70	60	H	UC Davi s	50 74	124	H	BYU	57 49								
				69	H	Indi ana	88 82	150	A	Loyol a Marymount	57 69								
				79	H	Washi ngton St.	81 75	156	A	Paci fi c	70 69								
				81	A	Utah	63 74	156	H	Paci fi c	96 88								
								170	H	Cal Poly	82 64								
								197	H	UC Santa Barbara	89 59								
								198	A	Boi se St.	74 72								
								205	A	San Di ego	75 53								
								206	N	Eastern Wash.	76 56								
								226	H	Pepperdi ne	75 62								
								227	N	UT Martin	69 58								
								259	H	Santa Cl ara	59 46								
								300	A	Portl and	65 68								
LAST 12 Division I GAMES:																			
300	A	Portl and	65 68	205	A	San Di ego	75 53												
124	A	BYU	54 63	156	A	Paci fi c	70 69												
156	H	Paci fi c	96 88	124	H	BYU	57 49												
55	H	Gonzaga	65 73	150	A	Loyol a Marymount	57 69												
226	H	Pepperdi ne	75 62	46	A	Purdue	60 70												
259	H	Santa Cl ara	59 46	206	N	Eastern Wash.	76 56												

Non-Div I Games:

Saint Mary's (CA)

Average RPI Win:	250	WON-LOST	WINNING	LAST 10	STRENGTH OF	OPP. STRENGTH	TEAM	ADJ.	CONF.	ADJ CONF.
Average RPI Loss:	233	RECORD	PCT. RANK	GAMES	SCHEDULE	OF SCHEDULE	RPI	RPI	RPI	RPI
DIV. I ONLY	4- 17	311	1- 9	338	329	343	343	27	27	
DIV. I NON-CONF.	3- 8	268	0- 2	305	341	316	316	26	26	

TOTALS	RPI 1-25	RPI 26-50	W-L RECORDS	RPI 51-100	RPI 101-999	RPI 201+				
4- 17	0- 0	0- 0	OVERALL	0- 2	4- 15	3- 12				
2- 7	0- 0	0- 0	HOME	0- 0	2- 7	2- 5				
1- 10	0- 0	0- 0	AWAY	0- 2	1- 7	1- 6				
1- 0	0- 0	0- 0	NEUTRAL	0- 0	1- 0	0- 0				
3- 8	0- 0	0- 0	NON-CONFERENCE	0- 1	3- 7	2- 5				
1- 3	0- 0	0- 0	HOME	0- 0	1- 3	1- 2				
1- 5	0- 0	0- 0	AWAY	0- 1	1- 4	1- 3				
1- 0	0- 0	0- 0	NEUTRAL	0- 0	1- 0	0- 0				
1- 9	0- 0	0- 0	CONFERENCE	0- 1	1- 8	1- 7				
1- 4	0- 0	0- 0	HOME	0- 0	1- 4	1- 3				
0- 5	0- 0	0- 0	AWAY	0- 1	0- 4	0- 4				
0- 0	0- 0	0- 0	NEUTRAL	0- 0	0- 0	0- 0				

RPI 1-25				RPI 26-50				RPI 51-100				RPI 101+ Team's RPI: 343					
RPI	S	Opponent	Score	RPI	S	Opponent	Score	RPI	S	Opponent	Score	RPI	S	Opponent	Score		
								58	A	Qui nni pi ac	39	86	119	N	Del aware	90	87
								94	A	Seton Hal l	49	91	121	H	Yal e	49	70
													154	A	Sai nt Joseph' s	58	87
													171	H	Mari st	53	86
													213	H	Ni agara	52	87
													237	H	Lafayette	64	61
													238	A	Manhattan	64	76
													261	A	Fai rfi el d	41	62
													263	A	Fai rl ei gh Di cki nson	59	69
													265	H	Ri der	52	57
													274	A	LIU Brookl yn	46	57
													275	H	St. Franci s Brookl yn	49	64
													288	A	Massachusetts	65	81
													291	H	Canis ius	53	66
													302	A	Monmouth	44	51
													302	H	Monmouth	67	47
													341	A	NJIT	59	52
													342	A	I ona	42	52
													348	H	UMass Lowel l	60	66
LAST 12 Divi sion I GAMES:																	
342	A	I ona	42	52	302	A	Monmouth	44	51								
302	H	Monmouth	67	47	171	H	Mari st	53	86								
213	H	Ni agara	52	87	265	H	Ri der	52	57								
291	H	Canis ius	53	66	238	A	Manhattan	64	76								
261	A	Fai rfi el d	41	62	263	A	Fai rl ei gh Di cki nson	59	69								
58	A	Qui nni pi ac	39	86	121	H	Yal e	49	70								

Non-Div I Games:

Saint Peter's

Average RPI Win:	300	WON-LOST	WINNING	LAST 10	STRENGTH OF	OPP. STRENGTH	TEAM	ADJ.	CONF.	ADJ CONF.
Average RPI Loss:	184	RECORD	PCT. RANK	GAMES	SCHEDULE	OF SCHEDULE	RPI	RPI	RPI	RPI
DIV. I ONLY	2- 14	324	1- 9	189	341	322	322	25	25	
DIV. I NON-CONF.	1- 6	306	0- 3	24	346	261	261	25	25	

TOTALS	RPI 1-25	RPI 26-50	W-L RECORDS	RPI 51-100	RPI 101-999	RPI 201+				
2- 14	0- 0	0- 1	OVERALL	0- 2	2- 11	2- 6				
1- 6	0- 0	0- 0	HOME	0- 0	1- 6	1- 4				
1- 8	0- 0	0- 0	AWAY	0- 0	1- 0	1- 0				
0- 0	0- 0	0- 0	NEUTRAL	0- 0	0- 0	0- 0				
1- 6	0- 0	0- 1	NON-CONFERENCE	0- 1	1- 4	1- 1				
1- 3	0- 0	0- 0	HOME	0- 0	1- 3	1- 1				
0- 3	0- 0	0- 1	AWAY	0- 1	0- 1	0- 0				
0- 0	0- 0	0- 0	NEUTRAL	0- 0	0- 0	0- 0				
1- 8	0- 0	0- 0	CONFERENCE	0- 1	1- 7	1- 5				
0- 3	0- 0	0- 0	HOME	0- 0	0- 3	0- 3				
1- 5	0- 0	0- 0	AWAY	0- 1	1- 4	1- 2				
0- 0	0- 0	0- 0	NEUTRAL	0- 0	0- 0	0- 0				

RPI 1-25				RPI 26-50				RPI 51-100				RPI 101+ Team's RPI: 322			
RPI	S	Opponent	Score	RPI	S	Opponent	Score	RPI	S	Opponent	Score	RPI	S	Opponent	Score
				35	A	LSU	58 71	93	A	Arkansas	54 65	112	A	SFA	53 75
								96	A	Central Ark.	44 69	114	H	Rice	50 79
												136	A	Lamar University	44 91
												158	H	Texas St.	41 73
												169	A	Southern Miss.	38 58
												216	A	Abilene Christian	65 83
												240	H	Texas Southern	58 77
												262	H	A&M-Corpus Christi	57 67
												294	A	Southeastern La.	57 52
												301	H	Incarnate Word	49 56
												306	H	Jackson St.	74 68
												315	A	Northwestern St.	60 63
												326	H	Houston Baptist	61 69
LAST 12 Division I GAMES:															
				112	A	SFA	53 75	301	H	Incarnate Word	49 56				
				294	A	Southeastern La.	57 52	96	A	Central Ark.	44 69				
				136	A	Lamar University	44 91	216	A	Abilene Christian	65 83				
				315	A	Northwestern St.	60 63	35	A	LSU	58 71				
				326	H	Houston Baptist	61 69	158	H	Texas St.	41 73				
				262	H	A&M-Corpus Christi	57 67	169	A	Southern Miss.	38 58				

Non-Div I Games: Wiley 80 41 St. Thomas Houston 68 66

Sam Houston St.

Average RPI Win:	228	WON-LOST	WINNING	LAST 10	STRENGTH OF	OPP. STRENGTH	TEAM	ADJ.	CONF.	ADJ CONF.
Average RPI Loss:	109	RECORD	PCT. RANK	GAMES	SCHEDULE	OF SCHEDULE	RPI	RPI	RPI	RPI
DIV. I ONLY	9- 12	218	4- 6	101	160	188	188	17	17	
DIV. I NON-CONF.	7- 7	170	4- 1	67	160	127	127	17	17	

TOTALS	RPI 1-25	RPI 26-50	W-L RECORDS	RPI 51-100	RPI 101-999	RPI 201+				
9- 12	0- 1	1- 1	OVERALL	0- 5	8- 5	7- 1				
8- 2	0- 0	1- 0	HOME	0- 1	7- 1	6- 0				
0- 9	0- 0	0- 0	AWAY	0- 0	0- 0	0- 0				
1- 1	0- 0	0- 0	NEUTRAL	0- 0	1- 1	1- 0				
7- 7	0- 1	1- 1	NON-CONFERENCE	0- 3	6- 2	5- 0				
6- 1	0- 0	1- 0	HOME	0- 0	5- 1	4- 0				
0- 5	0- 1	0- 1	AWAY	0- 3	0- 0	0- 0				
1- 1	0- 0	0- 0	NEUTRAL	0- 0	1- 1	1- 0				
2- 5	0- 0	0- 0	CONFERENCE	0- 2	2- 3	2- 1				
2- 1	0- 0	0- 0	HOME	0- 1	2- 0	2- 0				
0- 4	0- 0	0- 0	AWAY	0- 1	0- 3	0- 1				
0- 0	0- 0	0- 0	NEUTRAL	0- 0	0- 0	0- 0				

RPI 1-25				RPI 26-50				RPI 51-100				RPI 101+ Team's RPI: 188							
RPI	S	Opponent	Score	RPI	S	Opponent	Score	RPI	S	Opponent	Score	RPI	S	Opponent	Score				
7	A	Florida St.	62 87	30	A	Iowa	59 80	66	H	Mercer	59 73	117	N	UTEP	33 46				
				50	H	UCF	58 51	76	A	Belmont	46 83	130	A	ETSU	48 76				
								83	A	UAB	53 77	146	H	Colorado	60 71				
								91	A	Chattanooga	58 68	169	H	Southern Miss.	61 56				
								93	A	Arkansas	63 84	187	A	Furman	41 45				
												203	H	Hampton	66 61				
												218	H	Troy	80 73				
												218	N	Troy	82 76				
												230	H	UNCG	56 48				
												282	A	Wofford	46 58				
												312	H	Alabama St.	58 39				
												320	H	Western Caro.	62 54				
												328	H	Rhode Island	67 37				

LAST 12 Division I GAMES:																			
130	A	ETSU	48 76	187	A	Furman	41 45	203	H	Hampton	66 61								
91	A	Chattanooga	58 68	218	N	Troy	82 76	117	N	UTEP	33 46								
230	H	UNCG	56 48	169	H	Southern Miss.	61 56	218	H	Troy	80 73								
320	H	Western Caro.	62 54	66	H	Mercer	59 73												
282	A	Wofford	46 58																

Non-Div I Games: AUM 59 46

Samford

Average RPI	Win: 222	WON-LOST	WINNING	LAST 10	STRENGTH OF	OPP. STRENGTH	TEAM	ADJ.	CONF.	ADJ CONF.
Average RPI	Loss: 178	RECORD	PCT. RANK	GAMES	SCHEDULE	OF SCHEDULE	RPI	RPI	RPI	RPI
DIV. I ONLY	11- 9	146	5- 5	297	152	205	205	12	12	
DIV. I NON-CONF.	6- 4	122	2- 0	310	217	181	181	11	11	

TOTALS	RPI 1-25	RPI 26-50	W-L RECORDS	RPI 51-100	RPI 101-999	RPI 201+				
11- 9	0- 0	0- 1	OVERALL	1- 1	10- 7	5- 5				
6- 3	0- 0	0- 0	HOME	1- 1	5- 2	4- 0				
4- 6	0- 0	0- 1	AWAY	0- 0	4- 5	1- 5				
1- 0	0- 0	0- 0	NEUTRAL	0- 0	1- 0	0- 0				
6- 4	0- 0	0- 1	NON-CONFERENCE	1- 0	5- 3	3- 3				
4- 0	0- 0	0- 0	HOME	1- 0	3- 0	3- 0				
1- 4	0- 0	0- 1	AWAY	0- 0	1- 3	0- 3				
1- 0	0- 0	0- 0	NEUTRAL	0- 0	1- 0	0- 0				
5- 5	0- 0	0- 0	CONFERENCE	0- 1	5- 4	2- 2				
2- 3	0- 0	0- 0	HOME	0- 1	2- 2	1- 0				
3- 2	0- 0	0- 0	AWAY	0- 0	3- 2	1- 2				
0- 0	0- 0	0- 0	NEUTRAL	0- 0	0- 0	0- 0				

RPI	S	Opponent	Score	RPI	S	Opponent	Score	RPI	S	Opponent	Score	RPI	S	Opponent	Score
33	A	Cal i forni a	64 89	52	H	Minnesota	72 69	124	H	BYU	70 69	150	A	Loyol a Marymount	60 54
				87	H	Saint Mary's (CA)	53 75	150	H	Loyol a Marymount	53 67	156	H	Paci fi c	68 81
								163	A	San Franci sco	60 54	197	A	UC Santa Barbara	71 58
								198	N	Boise St.	72 52	214	A	Seattle U	73 80
								226	A	Pepperdi ne	62 66	235	A	San Diego St.	76 77
								246	A	Hawai i	63 64	259	A	Santa Clara	50 59
								300	A	Portl and	75 60	300	H	Portl and	59 52
								307	H	Southern Utah	72 59	314	H	UTSA	78 69
								336	H	Long Beach St.	74 40				
LAST 12 Division I GAMES:															
150	H	Loyol a Marymount	53 67	87	H	Saint Mary's (CA)	53 75	300	H	Portl and	59 52				
259	A	Santa Clara	50 59	226	A	Pepperdi ne	62 66	163	A	San Franci sco	60 54				
124	H	BYU	70 69	314	H	UTSA	78 69	52	H	Minnesota	72 69				
300	A	Portl and	75 60												
150	A	Loyol a Marymount	60 54												
156	H	Paci fi c	68 81												

Non-Div I Games: San Diego Christian 82 53

San Diego

Average RPI Win:

202

Average RPI Loss:

168

WON-LOST
RECORDWINNING
PCT. RANKLAST 10
GAMESSTRENGTH OF
SCHEDULEOPP. STRENGTH
OF SCHEDULETEAM
RPIADJ.
RPICONF.
RPIADJ CONF.
RPIDIV. I ONLY
DIV. I NON-CONF.8- 11
5- 5220
1703- 7
0- 2176
255195
256235
245235
24516
1616
16

TOTALS

RPI 1-25

RPI 26-50

W-L RECORDS

RPI 51-100

RPI 101-999

RPI 201+

8- 11

0- 0

0- 1

OVERALL

2- 1

6- 9

6- 2

6- 5

0- 0

0- 0

HOME

2- 0

4- 5

4- 1

2- 4

0- 0

0- 0

AWAY

0- 0

2- 4

2- 1

0- 2

0- 0

0- 1

NEUTRAL

0- 1

0- 0

0- 0

5- 5

0- 0

0- 1

NON-CONFERENCE

0- 1

5- 3

5- 1

4- 2

0- 0

0- 0

HOME

0- 0

4- 2

4- 1

1- 1

0- 0

0- 0

AWAY

0- 0

1- 1

1- 0

0- 2

0- 0

0- 1

NEUTRAL

0- 1

0- 0

0- 0

3- 6

0- 0

0- 0

CONFERENCE

2- 0

1- 6

1- 1

2- 3

0- 0

0- 0

HOME

2- 0

0- 3

0- 0

1- 3

0- 0

0- 0

AWAY

0- 0

1- 3

1- 1

0- 0

0- 0

0- 0

NEUTRAL

0- 0

0- 0

0- 0

RPI 1-25

RPI 26-50

RPI 51-100

RPI 101+

Team's RPI: 235

RPI S Opponent Score

RPI S Opponent Score

RPI S Opponent Score

RPI S Opponent Score

36 N Central Mich. 76 85

54 H Wyoming 68 62

104 H UNLV 64 75

71 H New Mexico 97 89

149 A Colorado St. 43 72

92 N Tulane 46 80

149 H Colorado St. 63 65

176 H UC Irvine 65 67

191 A Fresno St. 53 64

197 A UC Santa Barbara 64 77

198 H Boise St. 70 86

205 H San Diego 77 76

217 H CSUN 58 55

242 H Presbyterian 77 50

249 A San Jose St. 75 65

259 H Santa Clara 34 48

277 A Arizona 78 67

295 A Utah St. 58 62

299 H Cal St. Fullerton 59 58

LAST 12 Division I GAMES:

104 H UNLV 64 75 149 H Colorado St. 63 65

149 A Colorado St. 43 72 295 A Utah St. 58 62

71 H New Mexico 97 89 54 H Wyoming 68 62

191 A Fresno St. 53 64 197 A UC Santa Barbara 64 77

198 H Boise St. 70 86 259 H Santa Clara 34 48

249 A San Jose St. 75 65 176 H UC Irvine 65 67

Non-Div I Games:

Hope Int'l

92 68

San Diego St.

Average RPI Win:	213	WON-LOST	WINNING	LAST 10	STRENGTH OF	OPP. STRENGTH	TEAM	ADJ.	CONF.	ADJ CONF.
Average RPI Loss:	115	RECORD	PCT. RANK	GAMES	SCHEDULE	OF SCHEDULE	RPI	RPI	RPI	RPI
DIV. I ONLY	10- 11	187	5- 5	135	134	163	163	12	12	
DIV. I NON-CONF.	5- 6	187	1- 1	104	126	154	154	11	11	

TOTALS	RPI 1-25	RPI 26-50	W-L RECORDS	RPI 51-100	RPI 101-999	RPI 201+				
10- 11	0- 0	0- 1	OVERALL	0- 5	10- 5	5- 3				
6- 4	0- 0	0- 1	HOME	0- 2	6- 1	3- 1				
3- 7	0- 0	0- 0	AWAY	0- 3	3- 4	2- 2				
1- 0	0- 0	0- 0	NEUTRAL	0- 0	1- 0	0- 0				
5- 6	0- 0	0- 1	NON-CONFERENCE	0- 3	5- 2	2- 1				
3- 2	0- 0	0- 1	HOME	0- 1	3- 0	1- 0				
1- 4	0- 0	0- 0	AWAY	0- 2	1- 2	1- 1				
1- 0	0- 0	0- 0	NEUTRAL	0- 0	1- 0	0- 0				
5- 5	0- 0	0- 0	CONFERENCE	0- 2	5- 3	3- 2				
3- 2	0- 0	0- 0	HOME	0- 1	3- 1	2- 1				
2- 3	0- 0	0- 0	AWAY	0- 1	2- 2	1- 1				
0- 0	0- 0	0- 0	NEUTRAL	0- 0	0- 0	0- 0				

RPI 1-25				RPI 26-50				RPI 51-100				RPI 101+				Team's RPI: 163	
RPI	S	Opponent	Score	RPI	S	Opponent	Score	RPI	S	Opponent	Score	RPI	S	Opponent	Score		
				27	H	Stanford	66 86										
								51	A	Northern Colo.	60 73	124	A	BYU	66 70		
								55	A	Gonzaga	47 74	150	H	Loyola Marymount	78 60		
								55	H	Gonzaga	57 81	156	A	Paci fi c	81 71		
								60	A	UC Davis	55 72	157	N	Robert Morris	57 45		
								79	H	Washi ngton St.	70 74	170	A	Cal Poly	83 88		
												170	H	Cal Poly	83 71		
												191	H	Fresno St.	70 62		
												205	H	San Diego	54 60		
												209	A	UT Arlington	54 56		
												226	A	Pepperdi ne	92 95		
												226	H	Pepperdi ne	68 67		
												249	A	San Jose St.	87 81		
												259	A	Santa Clara	58 54		
												273	H	Sacramento St.	90 76		
												300	H	Portl and	84 75		
LAST 12 Division I GAMES:																	
				55	H	Gonzaga	57 81	226	H	Pepperdi ne	68 67						
				156	A	Paci fi c	81 71	124	A	BYU	66 70						
				226	A	Pepperdi ne	92 95	300	H	Portl and	84 75						
				259	A	Santa Clara	58 54	205	H	San Di ego	54 60						
				55	A	Gonzaga	47 74	209	A	UT Arlington	54 56						
				150	H	Loyol a Marymount	78 60	191	H	Fresno St.	70 62						

Non-Div I Games:

San Francisco

Average RPI Win:	239	WON-LOST	WINNING	LAST 10	STRENGTH OF	OPP. STRENGTH	TEAM	ADJ.	CONF.	ADJ CONF.
Average RPI Loss:	134	RECORD	PCT. RANK	GAMES	SCHEDULE	OF SCHEDULE	RPI	RPI	RPI	RPI
DIV. I ONLY	5- 14	292	3- 6	152	118	249	249	16	16	
DIV. I NON-CONF.	2- 8	290	0- 2	123	106	258	258	16	16	

TOTALS	RPI 1-25	RPI 26-50	W-L RECORDS	RPI 51-100	RPI 101-999	RPI 201+				
5- 14	0- 1	0- 2	OVERALL	1- 1	4- 10	4- 3				
3- 6	0- 0	0- 1	HOME	1- 0	2- 5	2- 2				
2- 7	0- 1	0- 1	AWAY	0- 1	2- 4	2- 0				
0- 1	0- 0	0- 0	NEUTRAL	0- 0	0- 1	0- 1				
2- 8	0- 1	0- 2	NON-CONFERENCE	0- 0	2- 5	2- 2				
1- 4	0- 0	0- 1	HOME	0- 0	1- 3	1- 1				
1- 3	0- 1	0- 1	AWAY	0- 0	1- 1	1- 0				
0- 1	0- 0	0- 0	NEUTRAL	0- 0	0- 1	0- 1				
3- 6	0- 0	0- 0	CONFERENCE	1- 1	2- 5	2- 1				
2- 2	0- 0	0- 0	HOME	1- 0	1- 2	1- 1				
1- 4	0- 0	0- 0	AWAY	0- 1	1- 3	1- 0				
0- 0	0- 0	0- 0	NEUTRAL	0- 0	0- 0	0- 0				

RPI 1-25				RPI 26-50				RPI 51-100				RPI 101+				Team's RPI: 249
RPI	S	Opponent	Score	RPI	S	Opponent	Score	RPI	S	Opponent	Score	RPI	S	Opponent	Score	
8	A	UCLA	69 129	38	A	Oregon St.	62 110	54	A	Wyoming	46 58	104	A	UNLV	60 79	
				47	H	Nebraska	55 81	71	H	New Mexico	95 86	133	H	Portland St.	78 90	
												149	A	Colorado St.	48 63	
												156	A	Pacific	97 106	
												163	H	San Francisco	81 87	
												164	A	Nevada	63 91	
												198	H	Boise St.	80 112	
												203	N	Hampton	73 81	
												217	H	CSUN	59 76	
												235	H	San Diego St.	65 75	
												247	H	CSU Bakersfield	67 57	
												259	A	Santa Clara	71 66	
												295	H	Utah St.	79 66	
												321	A	Air Force	75 74	

LAST 12 Division I GAMES:																
				54	A	Wyoming	46 58	104	A	UNLV	60 79					
				198	H	Boise St.	80 112	149	A	Colorado St.	48 63					
				164	A	Nevada	63 91	295	H	Utah St.	79 66					
				321	A	Air Force	75 74	47	H	Nebraska	55 81					
				235	H	San Diego St.	65 75	38	A	Oregon St.	62 110					
				71	H	New Mexico	95 86	217	H	CSUN	59 76					

Non-Div I Games: Southern Ore. 89 87

San Jose St.

Average RPI Win:	247	WON-LOST	WINNING	LAST 10	STRENGTH OF	OPP. STRENGTH	TEAM	ADJ.	CONF.	ADJ CONF.
Average RPI Loss:	149	RECORD	PCT. RANK	GAMES	SCHEDULE	OF SCHEDULE	RPI	RPI	RPI	RPI
DIV. I ONLY	6- 14	276	3- 7	202	147	259	259	12	12	
DIV. I NON-CONF.	3- 7	254	0- 2	289	179	282	282	11	11	

TOTALS	RPI 1-25	RPI 26-50	W-L RECORDS	RPI 51-100	RPI 101-999	RPI 201+				
6- 14	0- 0	0- 2	OVERALL	0- 3	6- 9	5- 4				
3- 7	0- 0	0- 2	HOME	0- 1	3- 4	2- 2				
3- 7	0- 0	0- 0	AWAY	0- 0	3- 0	3- 0				
0- 0	0- 0	0- 0	NEUTRAL	0- 0	0- 0	0- 0				
3- 7	0- 0	0- 2	NON-CONFERENCE	0- 0	3- 5	2- 3				
1- 4	0- 0	0- 2	HOME	0- 0	1- 2	0- 2				
2- 3	0- 0	0- 0	AWAY	0- 0	2- 3	2- 1				
0- 0	0- 0	0- 0	NEUTRAL	0- 0	0- 0	0- 0				
3- 7	0- 0	0- 0	CONFERENCE	0- 3	3- 4	3- 1				
2- 3	0- 0	0- 0	HOME	0- 1	2- 2	2- 0				
1- 4	0- 0	0- 0	AWAY	0- 2	1- 2	1- 1				
0- 0	0- 0	0- 0	NEUTRAL	0- 0	0- 0	0- 0				

RPI 1-25				RPI 26-50				RPI 51-100				RPI 101+ Team' s RPI: 259			
RPI	S	Opponent	Score	RPI	S	Opponent	Score	RPI	S	Opponent	Score	RPI	S	Opponent	Score
33	H	Cal i forn i a	41 79	55	A	Gonzaga	44 71	124	A	BYU	47 65				
45	H	Southern Cal i forn i a	43 64	55	H	Gonzaga	51 63	150	H	Loyol a Marymount	51 65				
				87	A	Saint Mary' s (CA)	46 59	163	H	San Franci sco	54 58				
								164	A	Nevada	41 52				
								175	A	Northwestern	47 57				
								197	H	UC Santa Barbara	68 63				
								205	H	San Di ego	59 50				
								226	A	Pepperdi ne	55 56				
								226	H	Pepperdi ne	54 50				
								235	A	San Di ego St.	48 34				
								249	H	San Jose St.	66 71				
								264	A	Grand Canyon	38 39				
								299	H	Cal St. Fullerton	69 73				
								300	A	Portland	50 43				
								317	A	Ill. -Chi cago	45 36				
LAST 12 Division I GAMES:															
226	H	Pepperdi ne	54 50	300	A	Portl and	50 43								
205	H	San Di ego	59 50	150	H	Loyol a Marymount	51 65								
55	A	Gonzaga	44 71	55	H	Gonzaga	51 63								
163	H	San Franci sco	54 58	226	A	Pepperdi ne	55 56								
124	A	BYU	47 65	264	A	Grand Canyon	38 39								
87	A	Saint Mary' s (CA)	46 59	164	A	Nevada	41 52								

Non-Div I Games: Menlo 104 61

Santa Clara

Average RPI Win:	324	WON-LOST	WINNING	LAST 10	STRENGTH OF	OPP. STRENGTH	TEAM	ADJ.	CONF.	ADJ CONF.
Average RPI Loss:	208	RECORD	PCT. RANK	GAMES	SCHEDULE	OF SCHEDULE	RPI	RPI	RPI	RPI
DIV. I ONLY	1- 16	340	0- 10	322	234	345	345	31	31	
DIV. I NON-CONF.	1- 9	318	0- 5	262	156	307	307	30	30	

TOTALS	RPI 1-25	RPI 26-50	W-L RECORDS	RPI 51-100	RPI 101-999	RPI 201+				
1- 16	0- 1	0- 1	OVERALL	0- 0	1- 14	1- 10				
0- 4	0- 0	0- 0	HOME	0- 0	0- 4	0- 4				
1- 9	0- 1	0- 1	AWAY	0- 0	1- 7	1- 5				
0- 3	0- 0	0- 0	NEUTRAL	0- 0	0- 3	0- 1				
1- 9	0- 1	0- 1	NON-CONFERENCE	0- 0	1- 7	1- 3				
0- 0	0- 0	0- 0	HOME	0- 0	0- 0	0- 0				
1- 6	0- 1	0- 1	AWAY	0- 0	1- 4	1- 2				
0- 3	0- 0	0- 0	NEUTRAL	0- 0	0- 3	0- 1				
0- 7	0- 0	0- 0	CONFERENCE	0- 0	0- 7	0- 7				
0- 4	0- 0	0- 0	HOME	0- 0	0- 4	0- 4				
0- 3	0- 0	0- 0	AWAY	0- 0	0- 3	0- 3				
0- 0	0- 0	0- 0	NEUTRAL	0- 0	0- 0	0- 0				

RPI 1-25				RPI 26-50				RPI 51-100				RPI 101+ Team's RPI: 345			
RPI	S	Opponent	Score	RPI	S	Opponent	Score	RPI	S	Opponent	Score	RPI	S	Opponent	Score
17	A	South Carolina	38 99	38	A	Oregon St.	36 84					115	A	Jacksonville	46 74
												174	N	Florida	40 90
												178	A	Wisconsin	24 82
												184	N	Providence	48 78
												202	H	Norfolk St.	58 78
												203	H	Hampton	53 81
												225	N	Richmond	63 100
												228	A	East Carolina	37 103
												248	H	Howard	59 87
												287	A	Morgan St.	67 73
												298	A	Coppin St.	57 66
												310	A	Delaware St.	79 93
												311	H	UMES	56 68
												312	A	Alabama St.	61 81
												324	A	Ga. Southern	71 67

LAST 12 Division I GAMES:															
310	A	Delaware St.	79 93	298	A	Coppin St.	57 66								
202	H	Norfolk St.	58 78	115	A	Jacksonville	46 74								
203	H	Hampton	53 81	228	A	East Carolina	37 103								
248	H	Howard	59 87	17	A	South Carolina	38 99								
311	H	UMES	56 68	38	A	Oregon St.	36 84								
287	A	Morgan St.	67 73	178	A	Wisconsin	24 82								

Non-Div I Games: LaGrange 86 44

Savannah St.

Average RPI Win:	231	WON-LOST	WINNING	LAST 10	STRENGTH OF	OPP. STRENGTH	TEAM	ADJ.	CONF.	ADJ CONF.
Average RPI Loss:	168	RECORD	PCT. RANK	GAMES	SCHEDULE	OF SCHEDULE	RPI	RPI	RPI	RPI
DIV. I ONLY	10- 11	187	4- 6	229	239	214	214	30	30	
DIV. I NON-CONF.	6- 9	214	2- 4	145	186	202	202	31	31	

TOTALS	RPI 1-25	RPI 26-50	W-L RECORDS	RPI 51-100	RPI 101-999	RPI 201+				
10- 11	0- 0	0- 1	OVERALL	0- 1	10- 9	7- 4				
4- 6	0- 0	0- 0	HOME	0- 1	4- 5	3- 1				
6- 5	0- 0	0- 1	AWAY	0- 0	6- 4	4- 3				
0- 0	0- 0	0- 0	NEUTRAL	0- 0	0- 0	0- 0				
6- 9	0- 0	0- 1	NON-CONFERENCE	0- 1	6- 7	3- 2				
2- 6	0- 0	0- 0	HOME	0- 1	2- 5	1- 1				
4- 3	0- 0	0- 1	AWAY	0- 0	4- 2	2- 1				
0- 0	0- 0	0- 0	NEUTRAL	0- 0	0- 0	0- 0				
4- 2	0- 0	0- 0	CONFERENCE	0- 0	4- 2	4- 2				
2- 0	0- 0	0- 0	HOME	0- 0	2- 0	2- 0				
2- 2	0- 0	0- 0	AWAY	0- 0	2- 2	2- 2				
0- 0	0- 0	0- 0	NEUTRAL	0- 0	0- 0	0- 0				

RPI	S	Opponent	Score	RPI	S	Opponent	Score	RPI	S	Opponent	Score	RPI	S	Opponent	Score
33	A	Cal i forni a	67 87	60	H	UC Davi s	53 79	133	H	Portland St.	91 77	143	H	Idaho St.	69 74
								144	A	Washi ngton	76 84	156	H	Paci fi c	73 85
								161	A	Idaho	68 60	164	H	Nevada	65 74
								176	H	UC Irvi ne	79 84	197	A	UC Santa Barbara	77 71
								205	H	San Di ego	80 73	217	A	CSUN	62 67
								226	A	Pepperdi ne	65 62	231	A	Montana	78 64
								246	H	Hawai i	58 73	247	A	CSU Bakersfi el d	68 75
								250	H	New Mexico St.	69 59	252	A	UMKC	62 58
								264	A	Grand Canyon	63 74	318	H	UTRGV	64 56
								339	A	Chi cago St.	63 56	339	A	Chi cago St.	63 56
LAST 12 Di vi si on I GAMES:															
247	A	CSU Bakersfi el d	68 75	217	A	CSUN	62 67	176	H	UC Irvi ne	79 84	144	A	Washi ngton	76 84
318	H	UTRGV	64 56	161	A	Idaho	68 60	156	H	Paci fi c	73 85	231	A	Montana	78 64
250	H	New Mexico St.	69 59	264	A	Grand Canyon	63 74								

Non-Di v I Games:

Seattle U

Average RPI Win:	193	WON-LOST	WINNING	LAST 10	STRENGTH OF	OPP. STRENGTH	TEAM	ADJ.	CONF.	ADJ CONF.
Average RPI Loss:	36	RECORD	PCT. RANK	GAMES	SCHEDULE	OF SCHEDULE	RPI	RPI	RPI	RPI
DIV. I ONLY	13- 9	122	5- 5	88	51	94	94	6	6	
DIV. I NON-CONF.	8- 3	65	1- 0	135	155	90	90	5	5	
<hr/>										
TOTALS	RPI 1-25	RPI 26-50	W-L RECORDS	RPI 51-100	RPI 101-999	RPI 201+				
13- 9	0- 4	0- 3	OVERALL	1- 2	12- 0	4- 0				
9- 4	0- 2	0- 1	HOME	1- 1	8- 0	4- 0				
4- 5	0- 2	0- 2	AWAY	0- 1	4- 0	0- 0				
0- 0	0- 0	0- 0	NEUTRAL	0- 0	0- 0	0- 0				
8- 3	0- 2	0- 0	NON-CONFERENCE	0- 1	8- 0	4- 0				
6- 2	0- 1	0- 0	HOME	0- 1	6- 0	4- 0				
2- 1	0- 1	0- 0	AWAY	0- 0	2- 0	0- 0				
0- 0	0- 0	0- 0	NEUTRAL	0- 0	0- 0	0- 0				
5- 6	0- 2	0- 3	CONFERENCE	1- 1	4- 0	0- 0				
3- 2	0- 1	0- 1	HOME	1- 0	2- 0	0- 0				
2- 4	0- 1	0- 2	AWAY	0- 1	2- 0	0- 0				
0- 0	0- 0	0- 0	NEUTRAL	0- 0	0- 0	0- 0				

RPI 1-25					RPI 26-50					RPI 51-100					Team's RPI : 94					RPI 101+				
RPI	S	Opponent	Score		RPI	S	Opponent	Score		RPI	S	Opponent	Score		RPI	S	Opponent	Score		RPI	S	Opponent	Score	
8	H	UCLA	68	77	26	A	DePaul	66	89	53	H	Princeton	83	85	103	A	Wake Forest	67	57					
19	A	Rutgers	45	70	44	A	Creighton	64	81	56	H	St. John's (NY)	62	57	125	H	Georgetown	70	65					
20	A	Marquette	84	97	44	H	Creighton	51	68	89	A	Butler	48	66	165	H	Jacksonville St.	73	54					
21	H	Villanova	59	67											171	H	Marist	85	60					
															181	A	Boston College	73	53					
															184	A	Providence	65	56					
															184	H	Providence	65	56					
															194	A	Xavier	62	51					
															261	H	Fairfield	80	61					
															265	H	Rider	85	49					
															275	H	St. Francis Brooklyn	84	50					
															343	H	Saint Peter's	91	49					
LAST 12 Division I GAMES:																								
					44	A	Creighton	64	81	89	A	Butler	48	66										
					184	A	Providence	65	56	184	H	Providence	65	56										
					56	H	St. John's (NY)	62	57	44	H	Creighton	51	68										
					125	H	Georgetown	70	65	20	A	Marquette	84	97										
					21	H	Villanova	59	67	26	A	DePaul	66	89										
					194	A	Xavier	62	51	261	H	Fairfield	80	61										

Non-Div I Games:

Seton Hall

Average RPI Win:	258	WON-LOST	WINNING	LAST 10	STRENGTH OF	OPP. STRENGTH	TEAM	ADJ.	CONF.	ADJ CONF.
Average RPI Loss:	120	RECORD	PCT. RANK	GAMES	SCHEDULE	OF SCHEDULE	RPI	RPI	RPI	RPI
DIV. I ONLY	11- 10	161	6- 4	252	179	196	196	27	27	
DIV. I NON-CONF.	5- 6	187	1- 1	96	103	135	135	26	26	
<hr/>										
TOTALS	RPI 1-25	RPI 26-50	W-L RECORDS	RPI 51-100	RPI 101-999	RPI 201+				
11- 10	0- 1	0- 1	OVERALL	0- 4	11- 4	10- 3				
7- 3	0- 0	0- 1	HOME	0- 1	7- 1	6- 1				
4- 7	0- 1	0- 0	AWAY	0- 3	4- 3	4- 2				
0- 0	0- 0	0- 0	NEUTRAL	0- 0	0- 0	0- 0				
5- 6	0- 1	0- 1	NON-CONFERENCE	0- 3	5- 1	5- 0				
3- 2	0- 0	0- 1	HOME	0- 1	3- 0	3- 0				
2- 4	0- 1	0- 0	AWAY	0- 2	2- 1	2- 0				
0- 0	0- 0	0- 0	NEUTRAL	0- 0	0- 0	0- 0				
6- 4	0- 0	0- 0	CONFERENCE	0- 1	6- 3	5- 3				
4- 1	0- 0	0- 0	HOME	0- 0	4- 1	3- 1				
2- 3	0- 0	0- 0	AWAY	0- 1	2- 2	2- 2				
0- 0	0- 0	0- 0	NEUTRAL	0- 0	0- 0	0- 0				

RPI 1-25				RPI 26-50				RPI 51-100				RPI 101+				Team's RPI: 196
RPI	S	Opponent	Score	RPI	S	Opponent	Score	RPI	S	Opponent	Score	RPI	S	Opponent	Score	
19	A	Rutgers	47 59	34	H	FGCU	50 63	58	A	Qui nni pi ac	54 68	155	A	Hartford	62 71	
								67	H	Al bany (NY)	63 78	171	H	Marist	58 53	
								68	A	Harvard	67 75	211	A	Hofstra	70 60	
								80	A	Penn St.	72 86	213	A	Ni agara	50 65	
												213	H	Ni agara	68 73	
												229	H	St. Bonaventure	70 62	
												238	H	Manhattan	56 51	
												248	H	Howard	72 61	
												257	H	Sacred Heart	62 57	
												261	H	Fairfi eld	51 40	
												265	A	Ri der	71 67	
												270	A	Col gate	73 70	
												291	A	Canis ius	57 65	
												342	A	Iona	70 48	
												342	H	Iona	64 51	
<hr/>																
LAST 12 Di vi si on I GAMES:																
238	H	Manhattan	56 51	213	H	Ni agara	68 73									
261	H	Fairfi eld	51 40	342	H	Iona	64 51									
342	A	Iona	70 48	265	A	Ri der	71 67									
171	H	Marist	58 53	58	A	Qui nni pi ac	54 68									
213	A	Ni agara	50 65	155	A	Hartford	62 71									
291	A	Canis ius	57 65	257	H	Sacred Heart	62 57									

Non-Di v I Games:

Siena

Average RPI Win:	224	WON-LOST	WINNING	LAST 10	STRENGTH OF	OPP. STRENGTH	TEAM	ADJ.	CONF.	ADJ CONF.
Average RPI Loss:	95	RECORD	PCT. RANK	GAMES	SCHEDULE	OF SCHEDULE	RPI	RPI	RPI	RPI
DIV. I ONLY	14- 5	57	8- 2	170	221	88	88	23	23	
DIV. I NON-CONF.	6- 4	122	2- 1	44	159	63	63	23	23	
TOTALS	RPI 1-25	RPI 26-50	W-L RECORDS	RPI 51-100	RPI 101-999	RPI 201+				
14- 5	0- 1	0- 0	OVERALL	2- 2	12- 2	8- 0				
8- 2	0- 0	0- 0	HOME	1- 1	7- 1	5- 0				
6- 3	0- 1	0- 0	AWAY	1- 1	5- 1	3- 0				
0- 0	0- 0	0- 0	NEUTRAL	0- 0	0- 0	0- 0				
6- 4	0- 1	0- 0	NON-CONFERENCE	2- 2	4- 1	1- 0				
3- 2	0- 0	0- 0	HOME	1- 1	2- 1	0- 0				
3- 2	0- 1	0- 0	AWAY	1- 1	2- 0	1- 0				
0- 0	0- 0	0- 0	NEUTRAL	0- 0	0- 0	0- 0				
8- 1	0- 0	0- 0	CONFERENCE	0- 0	8- 1	7- 0				
5- 0	0- 0	0- 0	HOME	0- 0	5- 0	5- 0				
3- 1	0- 0	0- 0	AWAY	0- 0	3- 1	2- 0				
0- 0	0- 0	0- 0	NEUTRAL	0- 0	0- 0	0- 0				

RPI	S	Opponent	Score	RPI	S	Opponent	Score	RPI	S	Opponent	Score	RPI	S	Opponent	Score
18	A	NC State	50 71					83	H	UAB	66 78	115	H	Jacksonville	58 60
								86	A	North Carolina	85 84	158	A	Texas St.	63 78
								96	H	Central Ark.	64 43	159	A	Louisiana	72 57
								100	A	Ole Miss	59 66	169	A	Southern Miss.	78 57
												182	H	New Orleans	67 45
												186	H	Southern U.	69 65
												209	A	UT Arlington	76 63
												218	H	Troy	79 68
												272	H	Appalachian St.	54 52
												284	H	Coastal Caro.	68 62
												312	A	Alabama St.	59 47
												313	H	Georgia St.	88 52
												324	H	Ga. Southern	79 52
												330	A	La.-Monroe	67 60
LAST 12 Division I GAMES:															
330	A	La.-Monroe	67 60	158	A	Texas St.	63 78								
159	A	Louisiana	72 57	324	H	Ga. Southern	79 52								
272	H	Appalachian St.	54 52	313	H	Georgia St.	88 52								
284	H	Coastal Caro.	68 62	83	H	UAB	66 78								
218	H	Troy	79 68	96	H	Central Ark.	64 43								
209	A	UT Arlington	76 63	186	H	Southern U.	69 65								

Non-Div I Games: Ga. Southwestern 73 42

South Ala.

Average RPI Win: 136 WON-LOST RECORD WINNING PCT. RANK LAST 10 GAMES STRENGTH OF SCHEDULE OPP. STRENGTH OF SCHEDULE TEAM RPI ADJ. RPI CONF. RPI ADJ CONF. RPI

DIV. I ONLY	18- 3	12	8- 2	74	2	17	17	2	2
DIV. I NON-CONF.	11- 1	13	3- 0	183	20	29	29	2	2

TOTALS	RPI 1-25	RPI 26-50	W-L RECORDS	RPI 51-100	RPI 101-999	RPI 201+
18- 3	5- 3	0- 0	OVERALL	5- 0	8- 0	5- 0
10- 1	3- 1	0- 0	HOME	2- 0	5- 0	5- 0
6- 1	1- 1	0- 0	AWAY	2- 0	3- 0	0- 0
2- 1	1- 1	0- 0	NEUTRAL	1- 0	0- 0	0- 0
11- 1	3- 1	0- 0	NON-CONFERENCE	1- 0	7- 0	5- 0
6- 0	1- 0	0- 0	HOME	0- 0	5- 0	5- 0
3- 0	1- 0	0- 0	AWAY	0- 0	2- 0	0- 0
2- 1	1- 1	0- 0	NEUTRAL	1- 0	0- 0	0- 0
7- 2	2- 2	0- 0	CONFERENCE	4- 0	1- 0	0- 0
4- 1	2- 1	0- 0	HOME	2- 0	0- 0	0- 0
3- 1	0- 1	0- 0	AWAY	2- 0	1- 0	0- 0
0- 0	0- 0	0- 0	NEUTRAL	0- 0	0- 0	0- 0

RPI S Opponent Score	RPI S Opponent Score	RPI S Opponent Score	RPI S Opponent Score
1 N Notre Dame 85 92		56 N St. John's (NY) 76 58	118 A Clemson 66 36
10 H Tennessee 70 86		93 H Arkansas 90 42	129 A Vanderbilt 95 82
12 A Missouri 74 83		95 A Kentucky 81 64	168 A Temple 87 60
12 H Missouri 64 54		99 H Auburn 71 63	255 H Col. of Charleston 69 43
14 H Texas A&M 61 59		100 A Ole Miss 88 62	282 H Wofford 94 60
15 H Duke 72 52			312 H Alabama St. 99 31
19 N Rutgers 78 68			320 H Western Caro. 101 43
22 A Maryland 94 86			345 H Savannah St. 99 38
LAST 12 Division I GAMES:			
12 H Missouri 64 54	12 A Missouri 74 83		
93 H Arkansas 90 42	100 A Ole Miss 88 62		
95 A Kentucky 81 64	14 H Texas A&M 61 59		
129 A Vanderbilt 95 82	168 A Temple 87 60		
10 H Tennessee 70 86	345 H Savannah St. 99 38		
99 H Auburn 71 63	255 H Col. of Charleston 69 43		

Non-Div I Games:

South Carolina

Average RPI Win:	301	WON-LOST	WINNING	LAST 10	STRENGTH OF	OPP. STRENGTH	TEAM	ADJ.	CONF.	ADJ CONF.
Average RPI Loss:	221	RECORD	PCT. RANK	GAMES	SCHEDULE	OF SCHEDULE	RPI	RPI	RPI	RPI
DIV. I ONLY	5- 13	286	2- 8	347	266	334	334	31	31	
DIV. I NON-CONF.	3- 7	254	0- 3	348	172	336	336	30	30	

TOTALS	RPI 1-25	RPI 26-50	W-L RECORDS	RPI 51-100	RPI 101-999	RPI 201+				
5- 13	0- 0	0- 0	OVERALL	0- 2	5- 11	5- 8				
3- 3	0- 0	0- 0	HOME	0- 0	3- 3	3- 3				
2- 10	0- 0	0- 0	AWAY	0- 0	2- 1	2- 1				
0- 0	0- 0	0- 0	NEUTRAL	0- 0	0- 0	0- 0				
3- 7	0- 0	0- 0	NON-CONFERENCE	0- 2	3- 5	3- 3				
1- 1	0- 0	0- 0	HOME	0- 0	1- 1	1- 1				
2- 6	0- 0	0- 0	AWAY	0- 2	2- 4	2- 2				
0- 0	0- 0	0- 0	NEUTRAL	0- 0	0- 0	0- 0				
2- 6	0- 0	0- 0	CONFERENCE	0- 0	2- 6	2- 5				
2- 2	0- 0	0- 0	HOME	0- 0	2- 2	2- 2				
0- 4	0- 0	0- 0	AWAY	0- 0	0- 4	0- 3				
0- 0	0- 0	0- 0	NEUTRAL	0- 0	0- 0	0- 0				

RPI 1-25				RPI 26-50				RPI 51-100				RPI 101+ Team's RPI: 334			
RPI	S	Opponent	Score	RPI	S	Opponent	Score	RPI	S	Opponent	Score	RPI	S	Opponent	Score
								66	A	Mercer	53 74	118	A	Clemson	48 56
								73	A	Georgia Tech	40 86	151	A	Bethune-Cookman	50 68
												177	A	Charlotte	49 64
												202	H	Norfolk St.	67 71
												203	H	Hampton	78 70
												248	H	Howard	58 68
												287	A	Morgan St.	55 65
												298	A	Coppin St.	39 56
												305	A	USC Upstate	44 63
												310	A	Delaware St.	44 58
												311	H	UMES	54 51
												319	A	Old Dominion	35 52
												320	H	Western Caro.	75 45
												324	H	Ga. Southern	58 61
												332	A	Charleston So.	60 58
												337	A	Winthrop	65 37

LAST 12 Division I GAMES:															
287	A	Morgan St.	55 65	310	A	Delaware St.	44 58								
298	A	Coppin St.	39 56	151	A	Bethune-Cookman	50 68								
203	H	Hampton	78 70	319	A	Old Dominion	35 52								
202	H	Norfolk St.	67 71	177	A	Charlotte	49 64								
311	H	UMES	54 51	66	A	Mercer	53 74								
248	H	Howard	58 68	320	H	Western Caro.	75 45								

Non-Div I Games: Johnson & Wales (NC) 40 Columbia Int'l 82 38

South Carolina St.

Average RPI Win:	195	WON-LOST	WINNING	LAST 10	STRENGTH OF	OPP. STRENGTH	TEAM	ADJ.	CONF.	ADJ CONF.
Average RPI Loss:	96	RECORD	PCT. RANK	GAMES	SCHEDULE	OF SCHEDULE	RPI	RPI	RPI	RPI

DIV. I ONLY	15- 5	50	9- 0	159	128	74	74	14	14
DIV. I NON-CONF.	7- 5	132	2- 1	198	60	132	132	15	15

TOTALS	RPI 1-25	RPI 26-50	W-L RECORDS	RPI 51-100	RPI 101-999	RPI 201+
15- 5	0- 1	2- 0	OVERALL	0- 1	13- 3	7- 0
7- 1	0- 0	1- 0	HOME	0- 0	6- 1	4- 0
7- 2	0- 0	1- 0	AWAY	0- 0	6- 2	2- 0
1- 2	0- 1	0- 0	NEUTRAL	0- 1	1- 0	1- 0
7- 5	0- 1	1- 0	NON-CONFERENCE	0- 1	6- 3	4- 0
4- 1	0- 0	1- 0	HOME	0- 0	3- 1	2- 0
2- 2	0- 0	0- 0	AWAY	0- 0	2- 2	1- 0
1- 2	0- 1	0- 0	NEUTRAL	0- 1	1- 0	1- 0
8- 0	0- 0	1- 0	CONFERENCE	0- 0	7- 0	3- 0
3- 0	0- 0	0- 0	HOME	0- 0	3- 0	2- 0
5- 0	0- 0	1- 0	AWAY	0- 0	4- 0	1- 0
0- 0	0- 0	0- 0	NEUTRAL	0- 0	0- 0	0- 0

RPI 1-25	RPI 26-50	RPI 51-100	Team's RPI: 74	RPI 101+
RPI S Opponent Score	RPI S Opponent Score	RPI S Opponent Score		RPI S Opponent Score
10 N Tennessee 49 69	40 A South Dakota St. 67 61	63 N Oklahoma St. 68 76		112 A SFA 55 77
	44 H Creighton 73 68			116 A Western Ill. 82 58
				127 A Iowa St. 76 81
				138 A Wichita St. 62 48
				152 H North Dakota 76 71
				167 H Tulsa 61 64
				190 A Oral Roberts 73 68
				199 A Denver 82 60
				199 H Denver 79 51
				233 H Omaha 70 46
				243 H UC Riverside 75 66
				247 H CSU Bakersfield 66 50
				256 N Indiana St. 71 59
				266 A North Dakota St. 82 67
				301 A Incarnate Word 81 51
				303 H Fort Wayne 85 43
LAST 12 Division I GAMES:				
199 A Denver 82 60	266 A North Dakota St. 82 67			
40 A South Dakota St. 67 61	199 H Denver 79 51			
233 H Omaha 70 46	152 H North Dakota 76 71			
190 A Oral Roberts 73 68	243 H UC Riverside 75 66			
303 H Fort Wayne 85 43	167 H Tulsa 61 64			
116 A Western Ill. 82 58	247 H CSU Bakersfield 66 50			

Average RPI Win:	166	WON-LOST	WINNING	LAST 10	STRENGTH OF	OPP. STRENGTH	TEAM	ADJ.	CONF.	ADJ CONF.
Average RPI Loss:	34	RECORD	PCT. RANK	GAMES	SCHEDULE	OF SCHEDULE	RPI	RPI	RPI	RPI
DIV. I ONLY	16- 5	45	7- 2	72	70	40	40	14	14	
DIV. I NON-CONF.	10- 4	73	2- 2	51	5	28	28	15	15	
TOTALS	RPI 1-25	RPI 26-50	W-L RECORDS	RPI 51-100	RPI 101-999	RPI 201+				
16- 5	1- 2	1- 2	OVERALL	1- 1	13- 0	4- 0				
10- 2	0- 1	1- 0	HOME	0- 1	9- 0	4- 0				
4- 3	0- 1	0- 2	AWAY	1- 0	3- 0	0- 0				
2- 0	1- 0	0- 0	NEUTRAL	0- 0	1- 0	0- 0				
10- 4	1- 2	1- 2	NON-CONFERENCE	1- 0	7- 0	1- 0				
6- 1	0- 1	1- 0	HOME	0- 0	5- 0	1- 0				
2- 3	0- 1	0- 2	AWAY	1- 0	1- 0	0- 0				
2- 0	1- 0	0- 0	NEUTRAL	0- 0	1- 0	0- 0				
6- 1	0- 0	0- 0	CONFERENCE	0- 1	6- 0	3- 0				
4- 1	0- 0	0- 0	HOME	0- 1	4- 0	3- 0				
2- 0	0- 0	0- 0	AWAY	0- 0	2- 0	0- 0				
0- 0	0- 0	0- 0	NEUTRAL	0- 0	0- 0	0- 0				

RPI 1-25				RPI 26-50				RPI 51-100				RPI 101+			
RPI	S	Opponent	Score	RPI	S	Opponent	Score	RPI	S	Opponent	Score	RPI	S	Opponent	Score
5	H	Louisville	64 68	34	A	FGCU	78 87	74	H	South Dakota	61 67	111	A	George Washington	97 88
13	A	Green Bay	41 55	37	H	Oklahoma	67 61	97	A	Drake	85 78	116	H	Western Ill.	84 48
18	N	NC State	75 67	44	A	Creighton	65 72					137	H	UNI	57 47
												138 H Wichita St. 96 64			
												142 H Bowling Green 76 44			
												152 H North Dakota 66 52			
												177 N Charlotte 71 70			
												190 A Oral Roberts 77 70			
												199 A Denver 69 58			
												233 H Omaha 89 64			
												266 H North Dakota St. 83 63			
												303 H Fort Wayne 105 49			
												341 H NJIT 92 48			
LAST 12 Division I GAMES:															
303 H Fort Wayne 105 49				233 H Omaha 89 64				34 A FGCU 78 87							
74 H South Dakota 61 67				138 H Wichita St. 96 64				97 A Drake 85 78							
116 H Western Ill. 84 48				44 A Creighton 65 72											
190 A Oral Roberts 77 70															
199 A Denver 69 58															
266 H North Dakota St. 83 63															

Non-Div I Games: Dakota Wesleyan 76 63

South Dakota St.

Average RPI	Win:	140	WON-LOST	WINNING	LAST 10	STRENGTH OF	OPP. STRENGTH	TEAM	ADJ.	CONF.	ADJ CONF.
Average RPI	Loss:	44	RECORD	PCT. RANK	GAMES	SCHEDULE	OF SCHEDULE	RPI	RPI	RPI	RPI
DIV. I ONLY		16- 5		45	7- 3	70	9	31	31	8	8
DIV. I NON-CONF.		10- 3		51	3- 1	95	3	38	38	7	7

TOTALS	RPI 1-25		RPI 26-50		W-L RECORDS	RPI 51-100		RPI 101-999		RPI 201+	
16- 5	0- 2		3- 2		OVERALL	4- 0		9- 1		3- 0	
8- 1	0- 1		2- 0		HOME	2- 0		4- 0		2- 0	
5- 2	0- 0		0- 1		AWAY	0- 0		5- 1		1- 0	
3- 2	0- 1		1- 1		NEUTRAL	2- 0		0- 0		0- 0	
10- 3	0- 1		2- 2		NON-CONFERENCE	3- 0		5- 0		3- 0	
5- 0	0- 0		1- 0		HOME	1- 0		3- 0		2- 0	
2- 1	0- 0		0- 1		AWAY	0- 0		2- 0		1- 0	
3- 2	0- 1		1- 1		NEUTRAL	2- 0		0- 0		0- 0	
6- 2	0- 1		1- 0		CONFERENCE	1- 0		4- 1		0- 0	
3- 1	0- 1		1- 0		HOME	1- 0		1- 0		0- 0	
3- 1	0- 0		0- 0		AWAY	0- 0		3- 1		0- 0	
0- 0	0- 0		0- 0		NEUTRAL	0- 0		0- 0		0- 0	

RPI 1-25				RPI 26-50				RPI 51-100				RPI 101+			
RPI	S	Opponent	Score	RPI	S	Opponent	Score	RPI	S	Opponent	Score	RPI	S	Opponent	Score
1	N	Notre Dame	66 76	35	H	LSU	61 55	56	N	St. John's (NY)	68 59	111	A	George Washington	83 78
2	H	UConn	49 100	37	A	Oklahoma	74 79	79	N	Washington St.	82 45	138	A	Wichita St.	56 64
				41	N	Michigan St.	73 83	89	H	Butler	71 55	166	A	Cincinnati	69 46
				48	N	Dayton	93 87	92	H	Tulane	75 46	168	A	Temple	89 73
				50	H	UCF	62 45					168	H	Temple	76 60
												179	A	Memphis	81 62
												186	H	Southern U.	108 48
												204	H	Arkansas St.	98 55
												285	A	FIU	82 52
												326	H	Houston Baptist	90 43

LAST 12 Division I GAMES:															
168	H	Temple	76 60	166	A	Cincinnati	69 46	92	H	Tulane	75 46	41	N	Michigan St.	73 83
138	A	Wichita St.	56 64	48	N	Dayton	93 87	285	A	FIU	82 52	186	H	Southern U.	108 48
179	A	Memphis	81 62	2	H	UConn	49 100								

Non-Div I Games:

South Fla.

Average RPI Win:	293	WON-LOST	WINNING	LAST 10	STRENGTH OF	OPP. STRENGTH	TEAM	ADJ.	CONF.	ADJ CONF.
Average RPI Loss:	128	RECORD	PCT. RANK	GAMES	SCHEDULE	OF SCHEDULE	RPI	RPI	RPI	RPI
DIV. I ONLY	8- 12	229	5- 5	148	314	200	200	26	26	
DIV. I NON-CONF.	3- 7	254	1- 1	39	240	163	163	27	27	

TOTALS	RPI 1-25	RPI 26-50	W-L RECORDS	RPI 51-100	RPI 101-999	RPI 201+				
8- 12	0- 1	0- 1	OVERALL	0- 1	8- 9	7- 2				
4- 3	0- 0	0- 0	HOME	0- 1	4- 2	4- 1				
3- 9	0- 0	0- 0	AWAY	0- 0	3- 1	3- 0				
1- 0	0- 0	0- 0	NEUTRAL	0- 0	1- 0	0- 0				
3- 7	0- 1	0- 1	NON-CONFERENCE	0- 0	3- 5	2- 0				
2- 1	0- 0	0- 0	HOME	0- 0	2- 1	2- 0				
0- 6	0- 1	0- 1	AWAY	0- 0	0- 4	0- 0				
1- 0	0- 0	0- 0	NEUTRAL	0- 0	1- 0	0- 0				
5- 5	0- 0	0- 0	CONFERENCE	0- 1	5- 4	5- 2				
2- 2	0- 0	0- 0	HOME	0- 1	2- 1	2- 1				
3- 3	0- 0	0- 0	AWAY	0- 0	3- 3	3- 1				
0- 0	0- 0	0- 0	NEUTRAL	0- 0	0- 0	0- 0				

RPI 1-25				RPI 26-50				RPI 51-100				RPI 101+ Team's RPI: 200			
RPI	S	Opponent	Score	RPI	S	Opponent	Score	RPI	S	Opponent	Score	RPI	S	Opponent	Score
5	A	Louisville	40 80	32	A	Ball St.	56 69	76	H	Belmont	57 67	109	A	George Mason	38 57
												116	A	Western Ill.	59 87
												134	A	Kansas	50 51
												135	A	SIUE	57 65
												141	H	Southern Ill.	74 79
												147	N	Saint Francis (PA)	82 50
												165	A	Jacksonville St.	48 55
												166	A	Cincinnati	52 65
												215	H	Morehead St.	56 59
												236	H	Bradley	57 53
												244	A	Austin Peay	65 66
												293	H	Eastern Ky.	69 55
												297	A	Murray St.	85 74
												333	A	Tennessee Tech	70 66
												344	A	Eastern Ill.	77 54
												346	H	Tennessee St.	71 66
												347	H	Evansville	74 65

LAST 12 Division I GAMES:															
165	A	Jacksonville St.	48 55	244	A	Austin Peay	65 66								
333	A	Tennessee Tech	70 66	297	A	Murray St.	85 74								
344	A	Eastern Ill.	77 54	346	H	Tennessee St.	71 66								
135	A	SIUE	57 65	76	H	Belmont	57 67								
293	H	Eastern Ky.	69 55	347	H	Evansville	74 65								
215	H	Morehead St.	56 59	134	A	Kansas	50 51								

Non-Div I Games: Evangel 72 60 Missouri Valley 69 34

Southeast Mo. St.

Average RPI Win:	268	WON-LOST	WINNING	LAST 10	STRENGTH OF	OPP. STRENGTH	TEAM	ADJ.	CONF.	ADJ CONF.
Average RPI Loss:	179	RECORD	PCT. RANK	GAMES	SCHEDULE	OF SCHEDULE	RPI	RPI	RPI	RPI
DIV. I ONLY	4- 16	306	3- 7	253	291	294	294	25	25	
DIV. I NON-CONF.	1- 10	327	0- 3	155	239	293	293	25	25	

TOTALS	RPI 1-25	RPI 26-50	W-L RECORDS	RPI 51-100	RPI 101-999	RPI 201+				
4- 16	0- 0	0- 1	OVERALL	0- 3	4- 12	3- 7				
1- 6	0- 0	0- 0	HOME	0- 0	1- 6	1- 4				
3- 9	0- 0	0- 1	AWAY	0- 3	3- 5	2- 3				
0- 1	0- 0	0- 0	NEUTRAL	0- 0	0- 1	0- 0				
1- 10	0- 0	0- 1	NON-CONFERENCE	0- 2	1- 7	0- 4				
0- 3	0- 0	0- 0	HOME	0- 0	0- 3	0- 2				
1- 6	0- 0	0- 1	AWAY	0- 2	1- 3	0- 2				
0- 1	0- 0	0- 0	NEUTRAL	0- 0	0- 1	0- 0				
3- 6	0- 0	0- 0	CONFERENCE	0- 1	3- 5	3- 3				
1- 3	0- 0	0- 0	HOME	0- 0	1- 3	1- 2				
2- 3	0- 0	0- 0	AWAY	0- 1	2- 2	2- 1				
0- 0	0- 0	0- 0	NEUTRAL	0- 0	0- 0	0- 0				

RPI 1-25				RPI 26-50				RPI 51-100				RPI 101+ Team's RPI: 294			
RPI	S	Opponent	Score	RPI	S	Opponent	Score	RPI	S	Opponent	Score	RPI	S	Opponent	Score
				35	A	LSU	56 84	64	A	TCU	62 112	112	A	SFA	67 79
								96	A	Central Ark.	47 63	123	N	Kent St.	60 81
								99	A	Auburn	46 80	136	H	Lamar University	58 75
												151	A	Bethune-Cookman	60 58
												159	H	Louisiana	56 68
												166	A	Cincinnati	43 82
												216	A	Abilene Christian	80 86
												219	A	Akron	54 66
												254	A	Grambling	52 61
												271	H	Alcorn	77 84
												281	A	Nicholls St.	66 57
												289	H	McNeese	65 77
												296	H	Alabama A&M	74 76
												315	H	Northwestern St.	71 65
												322	H	Sam Houston St.	52 57
												326	A	Houston Baptist	76 61

LAST 12 Division I GAMES:															
				281	A	Nicholls St.	66 57	216	A	Abilene Christian	80 86				
				322	H	Sam Houston St.	52 57	96	A	Central Ark.	47 63				
				315	H	Northwestern St.	71 65	112	A	SFA	67 79				
				326	A	Houston Baptist	76 61	296	H	Alabama A&M	74 76				
				289	H	McNeese	65 77	99	A	Auburn	46 80				
				136	H	Lamar University	58 75	159	H	Louisiana	56 68				

Non-Div I Games:

Southeastern La.

■ Loss,
 ■ Non-Conf,
 ■ S Site,
 ■ Home
 ■ Away
 N Neutral

Average RPI	Win:	172	WON-LOST	WINNING	LAST 10	STRENGTH OF	OPP. STRENGTH	TEAM	ADJ.	CONF.	ADJ CONF.
Average RPI	Loss:	23	RECORD	PCT. RANK	GAMES	SCHEDULE	OF SCHEDULE	RPI	RPI	RPI	RPI
DIV. I ONLY		15- 6		64	5- 5	65	59	45	45	4	4
DIV. I NON-CONF.		10- 1		16	2- 0	177	253	46	46	3	3

TOTALS	RPI 1-25		RPI 26-50		W-L RECORDS	RPI 51-100		RPI 101-999		RPI 201+	
15- 6	0- 2		2- 4		OVERALL	2- 0		11- 0		6- 0	
3- 4	0- 2		1- 2		HOME	0- 0		2- 0		2- 0	
9- 2	0- 0		0- 2		AWAY	2- 0		7- 0		4- 0	
3- 0	0- 0		1- 0		NEUTRAL	0- 0		2- 0		0- 0	
10- 1	0- 1		1- 0		NON-CONFERENCE	0- 0		9- 0		6- 0	
2- 1	0- 1		0- 0		HOME	0- 0		2- 0		2- 0	
5- 0	0- 0		0- 0		AWAY	0- 0		5- 0		4- 0	
3- 0	0- 0		1- 0		NEUTRAL	0- 0		2- 0		0- 0	
5- 5	0- 1		1- 4		CONFERENCE	2- 0		2- 0		0- 0	
1- 3	0- 1		1- 2		HOME	0- 0		0- 0		0- 0	
4- 2	0- 0		0- 2		AWAY	2- 0		2- 0		0- 0	
0- 0	0- 0		0- 0		NEUTRAL	0- 0		0- 0		0- 0	













































RPI 1-25				RPI 26-50				Team's RPI: 45				RPI 51-100				RPI 101+			
RPI	S	Opponent	Score	RPI	S	Opponent	Score	RPI	S	Opponent	Score	RPI	S	Opponent	Score	RPI	S	Opponent	Score
4	H	Oregon	66 70	27	A	Stanford	65 72	79	A	Washington St.	73 72	119	N	Middle Tenn.	72 57				
14	H	Texas A&M	74 75	27	H	Stanford	55 59	81	A	Utah	58 47	144	A	Washington	72 61				
				33	A	California	64 76					146	A	Colorado	86 51				
				33	H	California	59 62					150	A	Loyola Marymount	80 70				
				38	H	Oregon St.	65 61					171	N	Marist	78 57				
				46	N	Purdue	58 46					210	H	Montana St.	98 47				
												243	A	UC Riverside	64 46				
												246	A	Hawaii	71 60				
												259	A	Santa Clara	64 43				
												318	A	UTRGV	71 64				
												336	H	Long Beach St.	75 60				
LAST 12 Division I GAMES:																			
144	A	Washington	72 61	38	H	Oregon St.	65 61												
79	A	Washington St.	73 72	4	H	Oregon	66 70												
33	H	California	59 62	27	A	Stanford	65 72												
27	H	Stanford	55 59	33	A	California	64 76												
81	A	Utah	58 47	318	A	UTRGV	71 64												
146	A	Colorado	86 51	119	N	Middle Tenn.	72 57												

Non-Div I Games:

Southern Cal i forni a

Average RPI Win:	239	WON-LOST	WINNING	LAST 10	STRENGTH OF	OPP. STRENGTH	TEAM	ADJ.	CONF.	ADJ CONF.
Average RPI Loss:	121	RECORD	PCT. RANK	GAMES	SCHEDULE	OF SCHEDULE	RPI	RPI	RPI	RPI
DIV. I ONLY	11- 8	127	7- 3	175	237	141	141	24	24	
DIV. I NON-CONF.	4- 6	214	0- 3	63	221	134	134	22	22	

TOTALS	RPI 1-25	RPI 26-50	W-L RECORDS	RPI 51-100	RPI 101-999	RPI 201+				
11- 8	0- 0	0- 1	OVERALL	0- 4	11- 3	7- 2				
5- 3	0- 0	0- 1	HOME	0- 1	5- 1	3- 0				
6- 3	0- 0	0- 0	AWAY	0- 0	6- 1	4- 1				
0- 2	0- 0	0- 0	NEUTRAL	0- 2	0- 0	0- 0				
4- 6	0- 0	0- 1	NON-CONFERENCE	0- 3	4- 2	2- 1				
1- 2	0- 0	0- 1	HOME	0- 0	1- 1	1- 0				
3- 2	0- 0	0- 0	AWAY	0- 1	3- 1	1- 1				
0- 2	0- 0	0- 0	NEUTRAL	0- 2	0- 0	0- 0				
7- 2	0- 0	0- 0	CONFERENCE	0- 1	7- 1	5- 1				
4- 1	0- 0	0- 0	HOME	0- 1	4- 0	2- 0				
3- 1	0- 0	0- 0	AWAY	0- 0	3- 1	3- 1				
0- 0	0- 0	0- 0	NEUTRAL	0- 0	0- 0	0- 0				

RPI 1-25	RPI 26-50	RPI 51-100	RPI 101+	Team's RPI: 141
RPI S Opponent Score	RPI S Opponent Score	RPI S Opponent Score	RPI S Opponent Score	
	43  Western Ky. 49  75	59  Miami (FL) 65  75	126  Missouri St. 71 69	
		67  Albany (NY) 57  68	135  SIUE 53  57	
		83  UAB 66  76	137  UNI 60 53	
		97  Drake 64  75	179  Memphis 68 56	
			200  Southeast Mo. St. 79 74	
			215  Morehead St. 81  85	
			227  UT Martin 84 72	
			236  Bradley 63 62	
			256  Indiana St. 64 45	
			268  Illinois St. 46  49	
			286  Valparaiso 74 63	
			308  Loyola Chicago 62 46	
			323  Marshall 64 59	
			347  Evansville 74 62	
LAST 12 Division I GAMES:				
126  Missouri St. 71 69	137  UNI 60 53			
286  Valparaiso 74 63	256  Indiana St. 64 45			
308  Loyola Chicago 62 46	347  Evansville 74 62			
268  Illinois St. 46  49	59  Miami (FL) 65  75			
236  Bradley 63 62	67  Albany (NY) 57  68			
97  Drake 64  75	43  Western Ky. 49  75			

Non-Div I Games: Martin Methodist 60 50

Southern Ill.

Average RPI Win: 238

Average RPI Loss: 106

WON-LOST
RECORDWINNING
PCT. RANKLAST 10
GAMESSTRENGTH OF
SCHEDULEOPP. STRENGTH
OF SCHEDULETEAM
RPIADJ.
RPICONF.
RPIADJ CONF.
RPIDIV. I ONLY
DIV. I NON-CONF.10- 8
6- 5139
1534- 5
1- 3242
299111
74169
213169
21318
1918
19

TOTALS

RPI 1-25

RPI 26-50

W-L RECORDS

RPI 51-100

RPI 101-999

RPI 201+

10- 8

0- 1

0- 1

OVERALL

2- 3

8- 3

7- 0

7- 2

0- 0

0- 0

HOME

1- 1

6- 1

6- 0

3- 6

0- 1

0- 1

AWAY

1- 2

2- 2

1- 0

0- 0

0- 0

0- 0

NEUTRAL

0- 0

0- 0

0- 0

6- 5

0- 1

0- 0

NON-CONFERENCE

1- 3

5- 1

5- 0

5- 1

0- 0

0- 0

HOME

1- 1

4- 0

4- 0

1- 4

0- 1

0- 0

AWAY

0- 2

1- 1

1- 0

0- 0

0- 0

0- 0

NEUTRAL

0- 0

0- 0

0- 0

4- 3

0- 0

0- 1

CONFERENCE

1- 0

3- 2

2- 0

2- 1

0- 0

0- 0

HOME

0- 0

2- 1

2- 0

2- 2

0- 0

0- 1

AWAY

1- 0

1- 1

0- 0

0- 0

0- 0

0- 0

NEUTRAL

0- 0

0- 0

0- 0

RPI 1-25

RPI 26-50

RPI 51-100

RPI 101+

Team's RPI: 169

RPI S Opponent Score
3 A Mississippi St. 56 91RPI S Opponent Score
43 A Western Ky. 60 81RPI S Opponent Score
73 A Georgia Tech 44 63
83 A UAB 80 63
88 H South Ala. 57 78
92 H Tulane 66 58
100 A Ole Miss 59 68RPI S Opponent Score
119 A Middle Tenn. 61 53
177 A Charlotte 56 66
177 H Charlotte 79 85
188 A Samford 56 61
212 H Louisiana Tech 65 50
271 H Alcorn 72 67
312 H Alabama St. 72 35
314 H UTSA 83 60
315 A Northwestern St. 71 59
322 H Sam Houston St. 58 38
338 H Mississippi Val. 84 69

LAST 12 Division I GAMES:

314 H UTSA	83 60	177 A Charlotte	56 66
177 H Charlotte	79 85	73 A Georgia Tech	44 63
119 A Middle Tenn.	61 53	188 A Samford	56 61
83 A UAB	80 63	322 H Sam Houston St.	58 38
212 H Louisiana Tech	65 50	100 A Ole Miss	59 68
43 A Western Ky.	60 81	88 H South Ala.	57 78

Non-Div I Games:

William Carey

82 44

Blue Mountain (MS) 96 46

Southern Miss.

Average RPI Win:	295	WON-LOST	WINNING	LAST 10	STRENGTH OF	OPP. STRENGTH	TEAM	ADJ.	CONF.	ADJ CONF.
Average RPI Loss:	114	RECORD	PCT. RANK	GAMES	SCHEDULE	OF SCHEDULE	RPI	RPI	RPI	RPI
DIV. I ONLY	8- 9	200	8- 2	220	288	186	186	32	32	
DIV. I NON-CONF.	0- 8	337	0- 3	23	40	257	257	32	32	

TOTALS	RPI 1-25	RPI 26-50	W-L RECORDS	RPI 51-100	RPI 101-999	RPI 201+				
8- 9	0- 0	0- 1	OVERALL	0- 5	8- 3	8- 1				
5- 0	0- 0	0- 0	HOME	0- 0	5- 0	5- 0				
3- 8	0- 0	0- 1	AWAY	0- 4	3- 3	3- 1				
0- 1	0- 0	0- 0	NEUTRAL	0- 1	0- 0	0- 0				
0- 8	0- 0	0- 1	NON-CONFERENCE	0- 5	0- 2	0- 0				
0- 0	0- 0	0- 0	HOME	0- 0	0- 0	0- 0				
0- 7	0- 0	0- 1	AWAY	0- 4	0- 2	0- 0				
0- 1	0- 0	0- 0	NEUTRAL	0- 1	0- 0	0- 0				
8- 1	0- 0	0- 0	CONFERENCE	0- 0	8- 1	8- 1				
5- 0	0- 0	0- 0	HOME	0- 0	5- 0	5- 0				
3- 1	0- 0	0- 0	AWAY	0- 0	3- 1	3- 1				
0- 0	0- 0	0- 0	NEUTRAL	0- 0	0- 0	0- 0				

RPI 1-25	RPI 26-50	RPI 51-100	RPI 101+	Team's RPI: 186
RPI S Opponent Score	RPI S Opponent Score	RPI S Opponent Score	RPI S Opponent Score	
	31 A South Fla. 48 108	61 N Toledo 76 81	151 A Bethune-Cookman 56 68	
		63 A Oklahoma St. 66 94	178 A Wisconsin 74 77	
		69 A Indiana 49 64	240 A Texas Southern 67 57	
		88 A South Ala. 65 69	254 H Grambling 63 44	
		99 A Auburn 47 65	271 H Alcorn 64 56	
			283 A Prairie View 62 69	
			296 H Alabama A&M 77 62	
			306 H Jackson St. 86 76	
			312 H Alabama St. 66 58	
			338 A Mississippi Val. 70 54	
			340 A Ark.-Pine Bluff 71 52	
LAST 12 Division I GAMES:				
	271 H Alcorn 64 56	254 H Grambling 63 44		
	296 H Alabama A&M 77 62	283 A Prairie View 62 69		
	312 H Alabama St. 66 58	240 A Texas Southern 67 57		
	338 A Mississippi Val. 70 54	61 N Toledo 76 81		
	340 A Ark.-Pine Bluff 71 52	31 A South Fla. 48 108		
	306 H Jackson St. 86 76	151 A Bethune-Cookman 56 68		

Non-Div I Games: Mobile 86 54

Southern U.

Average RPI Win:	255	WON-LOST	WINNING	LAST 10	STRENGTH OF	OPP. STRENGTH	TEAM	ADJ.	CONF.	ADJ CONF.
Average RPI Loss:	188	RECORD	PCT. RANK	GAMES	SCHEDULE	OF SCHEDULE	RPI	RPI	RPI	RPI
DIV. I ONLY	3- 17	321	2- 8	174	334	307	307	19	19	
DIV. I NON-CONF.	1- 10	327	0- 3	166	326	329	329	14	14	

TOTALS	RPI 1-25	RPI 26-50	W-L RECORDS	RPI 51-100	RPI 101-999	RPI 201+				
3- 17	0- 1	0- 0	OVERALL	0- 1	3- 15	2- 10				
2- 7	0- 0	0- 0	HOME	0- 1	2- 6	1- 3				
1- 10	0- 1	0- 0	AWAY	0- 0	1- 9	1- 7				
0- 0	0- 0	0- 0	NEUTRAL	0- 0	0- 0	0- 0				
1- 10	0- 1	0- 0	NON-CONFERENCE	0- 1	1- 8	1- 5				
1- 4	0- 0	0- 0	HOME	0- 1	1- 3	1- 1				
0- 6	0- 1	0- 0	AWAY	0- 0	0- 5	0- 4				
0- 0	0- 0	0- 0	NEUTRAL	0- 0	0- 0	0- 0				
2- 7	0- 0	0- 0	CONFERENCE	0- 0	2- 7	1- 5				
1- 3	0- 0	0- 0	HOME	0- 0	1- 3	0- 2				
1- 4	0- 0	0- 0	AWAY	0- 0	1- 4	1- 3				
0- 0	0- 0	0- 0	NEUTRAL	0- 0	0- 0	0- 0				

RPI 1-25				RPI 26-50				RPI 51-100				RPI 101+ Team's RPI: 307			
RPI	S	Opponent	Score	RPI	S	Opponent	Score	RPI	S	Opponent	Score	RPI	S	Opponent	Score
4	A	Oregon	38 98					60	H	UC Davis	59 85	124	A	BYU	67 75
												131	H	Weber St.	64 77
												143	H	Idaho St.	76 70
												160	H	Binghamton	66 72
												161	A	Idaho	51 74
												176	H	UC Irvine	64 71
												205	A	San Diego	59 72
												206	A	Eastern Wash.	41 58
												210	A	Montana St.	71 91
												210	H	Montana St.	57 63
												231	A	Montana	71 81
												231	H	Montana	65 74
												247	H	CSU Bakersfield	45 46
												264	A	Grand Canyon	54 59
												277	A	Arizona	74 76
												295	H	Utah St.	70 67
												304	A	Utah Valley	61 69
												327	A	Northern Ari z.	60 57

LAST 12 Division I GAMES:															
210	H	Montana St.	57 63	143	H	Idaho St.	76 70								
231	H	Montana	65 74	231	A	Montana	71 81								
206	A	Eastern Wash.	41 58	210	A	Montana St.	71 91								
161	A	Idaho	51 74	277	A	Arizona	74 76								
327	A	Northern Ari z.	60 57	264	A	Grand Canyon	54 59								
131	H	Weber St.	64 77	4	A	Oregon	38 98								

Non-Div I Games:

Southern Utah

Average RPI	Win: 227	WON-LOST	WINNING	LAST 10	STRENGTH OF	OPP. STRENGTH	TEAM	ADJ.	CONF.	ADJ CONF.
Average RPI	Loss: 123	RECORD	PCT. RANK	GAMES	SCHEDULE	OF SCHEDULE	RPI	RPI	RPI	RPI
DIV. I ONLY	7- 15	270	2- 8	103	194	229	229	13	13	
DIV. I NON-CONF.	5- 8	220	0- 3	88	229	192	192	10	10	

TOTALS	RPI 1-25	RPI 26-50	W-L RECORDS	RPI 51-100	RPI 101-999	RPI 201+				
7- 15	0- 1	0- 1	OVERALL	1- 5	6- 8	5- 3				
5- 5	0- 1	0- 0	HOME	1- 1	4- 3	4- 0				
1- 10	0- 0	0- 1	AWAY	0- 4	1- 5	0- 3				
1- 0	0- 0	0- 0	NEUTRAL	0- 0	1- 0	1- 0				
5- 8	0- 1	0- 0	NON-CONFERENCE	1- 3	4- 4	3- 2				
3- 3	0- 1	0- 0	HOME	1- 1	2- 1	2- 0				
1- 5	0- 0	0- 0	AWAY	0- 2	1- 3	0- 2				
1- 0	0- 0	0- 0	NEUTRAL	0- 0	1- 0	1- 0				
2- 7	0- 0	0- 1	CONFERENCE	0- 2	2- 4	2- 1				
2- 2	0- 0	0- 0	HOME	0- 0	2- 2	2- 0				
0- 5	0- 0	0- 1	AWAY	0- 2	0- 2	0- 1				
0- 0	0- 0	0- 0	NEUTRAL	0- 0	0- 0	0- 0				

RPI 1-25				RPI 26-50				RPI 51-100				RPI 101+				Team's RPI: 229
RPI	S	Opponent	Score	RPI	S	Opponent	Score	RPI	S	Opponent	Score	RPI	S	Opponent	Score	
23	H	Buffalo	59 76	48	A	Dayton	59 80	57	A	Duquesne	59 73	105	A	Saint Louis	55 78	
								61	H	Toledo	39 58	119	H	Delaware	52 53	
								65	A	Fordham	48 72	145	A	Bucknell	59 48	
								67	A	Albany (NY)	52 69	148	H	Davidson	68 75	
								80	H	Penn St.	65 62	154	H	Saint Joseph's	64 70	
								84	A	Navy	48 86	196	A	Siena	62 70	
												207	H	Eastern Mich.	70 51	
												211	A	Hofstra	68 71	
												213	H	Niagara	76 58	
												221	A	La Salle	63 66	
												288	H	Massachusetts	69 59	
												291	A	Canisius	69 71	
												328	H	Rhode Island	81 70	
												329	N	UMBC	63 54	
LAST 12 Division I GAMES:																
57	A	Duquesne	59 73	288	H	Massachusetts	69 59									
65	A	Fordham	48 72	154	H	Saint Joseph's	64 70									
148	H	Davidson	68 75	105	A	Saint Louis	55 78									
328	H	Rhode Island	81 70	211	A	Hofstra	68 71									
221	A	La Salle	63 66	67	A	Albany (NY)	52 69									
48	A	Dayton	59 80	23	H	Buffalo	59 76									

Non-Div I Games:

St. Bonaventure

Average RPI Win:	283	WON-LOST	WINNING	LAST 10	STRENGTH OF	OPP. STRENGTH	TEAM	ADJ.	CONF.	ADJ CONF.
Average RPI Loss:	196	RECORD	PCT. RANK	GAMES	SCHEDULE	OF SCHEDULE	RPI	RPI	RPI	RPI
DIV. I ONLY	8- 12	229	4- 6	312	308	275	275	29	29	
DIV. I NON-CONF.	4- 7	226	1- 2	295	283	278	278	29	29	

TOTALS	RPI 1-25	RPI 26-50	W-L RECORDS	RPI 51-100	RPI 101-999	RPI 201+				
8- 12	0- 0	0- 0	OVERALL	0- 2	8- 10	7- 7				
6- 2	0- 0	0- 0	HOME	0- 0	6- 2	5- 2				
2- 9	0- 0	0- 0	AWAY	0- 2	2- 7	2- 4				
0- 1	0- 0	0- 0	NEUTRAL	0- 0	0- 1	0- 1				
4- 7	0- 0	0- 0	NON-CONFERENCE	0- 2	4- 5	3- 4				
3- 1	0- 0	0- 0	HOME	0- 0	3- 1	2- 1				
1- 5	0- 0	0- 0	AWAY	0- 2	1- 3	1- 2				
0- 1	0- 0	0- 0	NEUTRAL	0- 0	0- 1	0- 1				
4- 5	0- 0	0- 0	CONFERENCE	0- 0	4- 5	4- 3				
3- 1	0- 0	0- 0	HOME	0- 0	3- 1	3- 1				
1- 4	0- 0	0- 0	AWAY	0- 0	1- 4	1- 2				
0- 0	0- 0	0- 0	NEUTRAL	0- 0	0- 0	0- 0				

RPI 1-25				RPI 26-50				RPI 51-100				RPI 101+ Team's RPI: 275			
RPI	S	Opponent	Score	RPI	S	Opponent	Score	RPI	S	Opponent	Score	RPI	S	Opponent	Score
								56	A	St. John's (NY)	49 73	147	A	Saint Francis (PA)	75 90
								94	A	Seton Hall	50 84	157	A	Robert Morris	36 59
												185	A	Fla. Atlantic	60 80
												189	H	Army West Point	73 52
												202	N	Norfolk St.	51 52
												215	H	Morehead St.	59 73
												238	A	Manhattan	54 57
												239	H	Loyola Maryland	64 47
												248	A	Howard	69 72
												257	H	Sacred Heart	63 48
												260	H	Mt. St. Mary's	82 73
												263	H	Fairleigh Dickinson	62 70
												274	A	LIU Brooklyn	59 61
												276	A	Bryant	63 73
												309	A	Central Conn. St.	78 70
												325	H	Wagner	80 76
												342	H	Iona	72 63
												343	A	Saint Peter's	64 49

LAST 12 Division I GAMES:															
				257	H	Sacred Heart	63 48					157	A	Robert Morris	36 59
				263	H	Fairleigh Dickinson	62 70					147	A	Saint Francis (PA)	75 90
				276	A	Bryant	63 73					274	A	LIU Brooklyn	59 61
				309	A	Central Conn. St.	78 70					215	H	Morehead St.	59 73
				325	H	Wagner	80 76					342	H	Iona	72 63
				260	H	Mt. St. Mary's	82 73					248	A	Howard	69 72

Non-Div I Games:

St. Francis Brooklyn

Average RPI Win: 111

Average RPI Loss: 69

WON-LOST
RECORDWINNING
PCT. RANKLAST 10
GAMESSTRENGTH OF
SCHEDULEOPP. STRENGTH
OF SCHEDULETEAM
RPIADJ.
RPICONF.
RPIADJ CONF.
RPIDIV. I ONLY
DIV. I NON-CONF.12- 10
7- 4149
1020- 3
0- 112
448
10556
2656
266
56
5

TOTALS

RPI 1-25

RPI 26-50

W-L RECORDS

RPI 51-100

RPI 101-999

RPI 201+

12- 10

1- 3

1- 3

OVERALL

5- 2

5- 2

1- 0

7- 3

1- 1

1- 0

HOME

1- 1

4- 1

1- 0

4- 5

0- 1

0- 2

AWAY

3- 1

1- 1

0- 0

1- 2

0- 1

0- 1

NEUTRAL

1- 0

0- 0

0- 0

7- 4

0- 2

0- 1

NON-CONFERENCE

4- 1

3- 0

1- 0

4- 2

0- 1

0- 0

HOME

1- 1

3- 0

1- 0

2- 0

0- 0

0- 0

AWAY

2- 0

0- 0

0- 0

1- 2

0- 1

0- 1

NEUTRAL

1- 0

0- 0

0- 0

5- 6

1- 1

1- 2

CONFERENCE

1- 1

2- 2

0- 0

3- 1

1- 0

1- 0

HOME

0- 0

1- 1

0- 0

2- 5

0- 1

0- 2

AWAY

1- 1

1- 1

0- 0

0- 0

0- 0

0- 0

NEUTRAL

0- 0

0- 0

0- 0

RPI 1-25

RPI 26-50

RPI 51-100

Team's RPI: 56

RPI 101+

RPI	S	Opponent	Score
17	N	South Carolina	58 76
20	A	Marquette	72 74
21	H	Villanova	70 64
23	H	Buffalo	72 73

RPI	S	Opponent	Score
26	A	DePaul	67 76
31	N	South Fla.	59 68
44	A	Creighton	39 53
44	H	Creighton	72 65

RPI	S	Opponent	Score
59	A	Miami (FL)	74 64
65	H	Fordham	64 67
67	A	Albany (NY)	71 66
89	A	Butler	73 55
90	H	James Madison	81 64
94	A	Seton Hall	57 62
98	N	Western Mich.	76 48

RPI	S	Opponent	Score
125	H	Georgetown	64 41
134	H	Kansas	65 53
140	H	William & Mary	92 81
184	A	Providence	68 70
184	H	Providence	44 49
194	A	Xavier	67 63
275	H	St. Francis Brooklyn	73 49

LAST 12 Division I GAMES:

31	N	South Fla.	59	68	89	A	Butler	73	55
184	A	Providence	68	70	194	A	Xavier	67	63
44	A	Creighton	39	53	44	H	Creighton	72	65
94	A	Seton Hall	57	62	184	H	Providence	44	49
21	H	Villanova	70	64	26	A	DePaul	67	76
125	H	Georgetown	64	41	20	A	Marquette	72	74

Non-Div I Games:

St. John's (NY)

Average RPI Win:	133	WON-LOST	WINNING	LAST 10	STRENGTH OF	OPP. STRENGTH	TEAM	ADJ.	CONF.	ADJ CONF.
Average RPI Loss:	23	RECORD	PCT. RANK	GAMES	SCHEDULE	OF SCHEDULE	RPI	RPI	RPI	RPI
DIV. I ONLY	14- 8	100	8- 2	8	8	27	27	4	4	
DIV. I NON-CONF.	6- 6	170	0- 2	5	12	43	43	3	3	

TOTALS	RPI 1-25	RPI 26-50	W-L RECORDS	RPI 51-100	RPI 101-999	RPI 201+				
14- 8	1- 6	3- 1	OVERALL	2- 0	8- 1	4- 0				
9- 2	1- 1	2- 0	HOME	1- 0	5- 1	3- 0				
3- 4	0- 3	1- 1	AWAY	0- 0	2- 0	1- 0				
2- 2	0- 2	0- 0	NEUTRAL	1- 0	1- 0	0- 0				
6- 6	0- 5	0- 0	NON-CONFERENCE	1- 0	5- 1	2- 0				
3- 2	0- 1	0- 0	HOME	0- 0	3- 1	2- 0				
1- 2	0- 2	0- 0	AWAY	0- 0	1- 0	0- 0				
2- 2	0- 2	0- 0	NEUTRAL	1- 0	1- 0	0- 0				
8- 2	1- 1	3- 1	CONFERENCE	1- 0	3- 0	2- 0				
6- 0	1- 0	2- 0	HOME	1- 0	2- 0	1- 0				
2- 2	0- 1	1- 1	AWAY	0- 0	1- 0	1- 0				
0- 0	0- 0	0- 0	NEUTRAL	0- 0	0- 0	0- 0				

RPI 1-25				RPI 26-50				Team's RPI: 27				RPI 51-100				RPI 101+			
RPI	S	Opponent	Score	RPI	S	Opponent	Score	RPI	S	Opponent	Score	RPI	S	Opponent	Score	RPI	S	Opponent	Score
2	N	UConn	53 78	29	A	Arizona St.	66 73	76	N	Belmont	74 53	104	H	UNLV	74 33				
6	A	Ohio St.	64 85	29	H	Arizona St.	74 50	79	H	Washington St.	70 57	116	H	Western Ill.	64 71				
6	N	Ohio St.	82 94	45	A	Southern Cal i forn i a	59 55					123	N	Kent St.	79 54				
8	A	UCLA	53 64	45	H	Southern Cal i forn i a	72 65					144	H	Washi ngton	71 45				
8	H	UCLA	76 65									163	A	San Franci sco	86 66				
9	A	Bayl or	57 81									243	H	UC Ri versi de	53 43				
10	H	Tennessee	71 83									247	H	CSU Bakersfi el d	57 34				
												277	A	Ari zona	61 46				
												277	H	Ari zona	79 42				
LAST 12 Division I GAMES:																			
277	H	Ari zona	79 42	29	A	Ari zona St.	66 73												
29	H	Ari zona St.	74 50	277	A	Ari zona	61 46												
8	A	UCLA	53 64	45	H	Southern Cal i forn i a	72 65												
45	A	Southern Cal i forn i a	59 55	8	H	UCLA	76 65												
144	H	Washi ngton	71 45	10	H	Tennessee	71 83												
79	H	Washi ngton St.	70 57	116	H	Western Ill.	64 71												

Non-Div I Games:

Stanford

Average RPI Win: 228

Average RPI Loss: 114

WON-LOST
RECORDWINNING
PCT. RANKLAST 10
GAMESSTRENGTH OF
SCHEDULEOPP. STRENGTH
OF SCHEDULETEAM
RPIADJ.
RPICONF.
RPIADJ CONF.
RPIDIV. I ONLY
DIV. I NON-CONF.11- 9
7- 7146
1707- 3
3- 3208
124135
91172
147172
14722
2122
21

TOTALS

RPI 1-25

RPI 26-50

W-L RECORDS

RPI 51-100

RPI 101-999

RPI 201+

11- 9

0- 2

0- 2

OVERALL

1- 0

10- 5

7- 2

7- 1

0- 0

0- 0

HOME

1- 0

6- 1

5- 0

2- 4

0- 2

0- 1

AWAY

0- 0

2- 1

1- 1

2- 4

0- 0

0- 1

NEUTRAL

0- 0

2- 3

1- 1

7- 7

0- 2

0- 1

NON-CONFERENCE

1- 0

6- 4

3- 1

4- 1

0- 0

0- 0

HOME

1- 0

3- 1

2- 0

1- 2

0- 2

0- 0

AWAY

0- 0

1- 0

0- 0

2- 4

0- 0

0- 1

NEUTRAL

0- 0

2- 3

1- 1

4- 2

0- 0

0- 1

CONFERENCE

0- 0

4- 1

4- 1

3- 0

0- 0

0- 0

HOME

0- 0

3- 0

3- 0

1- 2

0- 0

0- 1

AWAY

0- 0

1- 1

1- 1

0- 0

0- 0

0- 0

NEUTRAL

0- 0

0- 0

0- 0

RPI 1-25

RPI 26-50

RPI 51-100

RPI 101+

Team's RPI: 172

RPI	S	Opponent	Score
7	A	Florida St.	39 84
11	A	Texas	59 95

RPI	S	Opponent	Score
34	A	FGCU	40 80
43	N	Western Ky.	58 66

RPI	S	Opponent	Score
91	H	Chattanooga	78 67

RPI	S	Opponent	Score
102	N	Wright St.	59 64
122	H	High Point	64 69
135	A	SIUE	65 61
158	H	Texas St.	61 54
174	N	Florida	85 71
184	N	Providence	45 56
225	H	Richmond	72 67
245	H	North Florida	68 55
252	N	UMKC	50 67
253	A	Lipscomb	59 55
267	H	Northern Ky.	67 56
269	A	Kennesaw St.	49 66
305	H	USC Upstate	62 61
310	N	Delaware St.	58 43
341	H	NJIT	73 55

LAST 12 Division I GAMES:

245	H	North Florida	68 55	310	N	Delaware St.	58 43
269	A	Kennesaw St.	49 66	252	N	UMKC	50 67
253	A	Lipscomb	59 55	158	H	Texas St.	61 54
341	H	NJIT	73 55	225	H	Richmond	72 67
305	H	USC Upstate	62 61	43	N	Western Ky.	58 66
34	A	FGCU	40 80	7	A	Florida St.	39 84

Non-Div I Games:

Thomas (GA)

92 41

Webber Int'l

67 30

Stetson

Loss,
 Non-Conf,
 S Site,
 H Home
A Away
 N Neutral

Average RPI Win:	281	WON-LOST	WINNING	LAST 10	STRENGTH OF	OPP. STRENGTH	TEAM	ADJ.	CONF.	ADJ CONF.
Average RPI Loss:	122	RECORD	PCT. RANK	GAMES	SCHEDULE	OF SCHEDULE	RPI	RPI	RPI	RPI
DIV. I ONLY	10- 10	170	4- 6	260	253	222	222	20	20	
DIV. I NON-CONF.	7- 5	132	3- 1	334	235	228	228	24	24	

TOTALS	RPI 1-25	RPI 26-50	W-L RECORDS	RPI 51-100	RPI 101-999	RPI 201+				
10- 10	0- 1	0- 0	OVERALL	0- 4	10- 5	9- 1				
6- 4	0- 0	0- 0	HOME	0- 1	6- 3	6- 0				
4- 6	0- 1	0- 0	AWAY	0- 3	4- 2	3- 1				
0- 0	0- 0	0- 0	NEUTRAL	0- 0	0- 0	0- 0				
7- 5	0- 1	0- 0	NON-CONFERENCE	0- 1	7- 3	7- 1				
4- 1	0- 0	0- 0	HOME	0- 0	4- 1	4- 0				
3- 4	0- 1	0- 0	AWAY	0- 1	3- 2	3- 1				
0- 0	0- 0	0- 0	NEUTRAL	0- 0	0- 0	0- 0				
3- 5	0- 0	0- 0	CONFERENCE	0- 3	3- 2	2- 0				
2- 3	0- 0	0- 0	HOME	0- 1	2- 2	2- 0				
1- 2	0- 0	0- 0	AWAY	0- 2	1- 0	0- 0				
0- 0	0- 0	0- 0	NEUTRAL	0- 0	0- 0	0- 0				

RPI 1-25				RPI 26-50				RPI 51-100				RPI 101+ Team's RPI: 222			
RPI	S	Opponent	Score	RPI	S	Opponent	Score	RPI	S	Opponent	Score	RPI	S	Opponent	Score
25	A	Syracuse	70 81					67	A	Al bany (NY)	58 64	121	H	Yale	71 77
								67	H	Al bany (NY)	68 72	155	H	Hartford	68 75
								68	A	Harvard	53 60	160	A	Binghamton	67 59
								82	A	Maine	56 64	175	A	Northwestern	36 68
												180	H	New Hampshire	50 51
												211	A	Hofstra	73 49
												238	H	Manhattan	74 59
												263	A	Fairleigh Dickinson	56 51
												278	A	Cornell	40 48
												292	H	Vermont	80 57
												309	H	Central Conn. St.	60 55
												324	A	Ga. Southern	68 49
												325	H	Wagner	69 50
												342	H	Lona	63 46
												348	H	UMass Lowell	59 50

LAST 12 Division I GAMES:															
				67	A	Al bany (NY)	58 64	155	H	Hartford	68 75				
				348	H	UMass Lowell	59 50	82	A	Maine	56 64				
				180	H	New Hampshire	50 51	68	A	Harvard	53 60				
				160	A	Binghamton	67 59	324	A	Ga. Southern	68 49				
				292	H	Vermont	80 57	309	H	Central Conn. St.	60 55				
				67	H	Al bany (NY)	68 72	342	H	Lona	63 46				

Non-Div I Games: Farmingdale St. 76 25

Stony Brook

Average RPI Win:	165	WON-LOST	WINNING	LAST 10	STRENGTH OF	OPP. STRENGTH	TEAM	ADJ.	CONF.	ADJ CONF.
Average RPI Loss:	22	RECORD	PCT. RANK	GAMES	SCHEDULE	OF SCHEDULE	RPI	RPI	RPI	RPI
DIV. I ONLY	17- 5	35	6- 4	64	24	25	25	1	1	
DIV. I NON-CONF.	12- 1	6	2- 1	170	98	34	34	1	1	

TOTALS	RPI 1-25	RPI 26-50	W-L RECORDS	RPI 51-100	RPI 101-999	RPI 201+				
17- 5	1- 3	1- 1	OVERALL	1- 1	14- 0	5- 0				
11- 0	1- 0	1- 0	HOME	1- 0	8- 0	4- 0				
3- 4	0- 2	0- 1	AWAY	0- 1	3- 0	0- 0				
3- 1	0- 1	0- 0	NEUTRAL	0- 0	3- 0	1- 0				
12- 1	0- 1	1- 0	NON-CONFERENCE	0- 0	11- 0	5- 0				
7- 0	0- 0	1- 0	HOME	0- 0	6- 0	4- 0				
2- 0	0- 0	0- 0	AWAY	0- 0	2- 0	0- 0				
3- 1	0- 1	0- 0	NEUTRAL	0- 0	3- 0	1- 0				
5- 4	1- 2	0- 1	CONFERENCE	1- 1	3- 0	0- 0				
4- 0	1- 0	0- 0	HOME	1- 0	2- 0	0- 0				
1- 4	0- 2	0- 1	AWAY	0- 1	1- 0	0- 0				
0- 0	0- 0	0- 0	NEUTRAL	0- 0	0- 0	0- 0				

RPI	S	Opponent	Score	RPI	S	Opponent	Score	RPI	S	Opponent	Score	RPI	S	Opponent	Score
1	A	Notre Dame	72 87	28	A	Virginia	63 68	59	A	Miami (FL)	67 72	104	A	UNLV	69 55
3	N	Mississippi St.	65 76	42	H	Drexel	72 62	73	H	Georgia Tech	88 77	111	A	George Washington	74 62
7	H	Florida St.	76 69									118	H	Clemson	86 51
18	A	NC State	56 60									129	N	Vanderbilt	84 78
												155	H	Hartford	75 63
												162	H	Pittsburgh	70 52
												175	H	Northwestern	81 74
												178	N	Wisconsin	77 74
												181	A	Boston College	75 57
												222	H	Stony Brook	81 70
												270	H	Colgate	79 39
												284	N	Coastal Caro.	69 57
												287	H	Morgan St.	95 68
												311	H	UMES	68 45

LAST 12 Division I GAMES:															
181	A	Boston College	75 57	73	H	Georgia Tech	88 77								
118	H	Clemson	86 51	28	A	Virginia	63 68								
162	H	Pittsburgh	70 52	1	A	Notre Dame	72 87								
59	A	Miami (FL)	67 72	104	A	UNLV	69 55								
18	A	NC State	56 60	3	N	Mississippi St.	65 76								
7	H	Florida St.	76 69	284	N	Coastal Caro.	69 57								

Non-Div I Games:

Syracuse

Average RPI Win:	162	WON-LOST	WINNING	LAST 10	STRENGTH OF	OPP. STRENGTH	TEAM	ADJ.	CONF.	ADJ CONF.
Average RPI Loss:	69	RECORD	PCT. RANK	GAMES	SCHEDULE	OF SCHEDULE	RPI	RPI	RPI	RPI
DIV. I ONLY	15- 5	50	7- 3	117	44	64	64	5	5	
DIV. I NON-CONF.	9- 2	34	3- 0	240	173	87	87	6	6	

TOTALS	RPI 1-25	RPI 26-50	W-L RECORDS	RPI 51-100	RPI 101-999	RPI 201+				
15- 5	1- 1	2- 2	OVERALL	2- 0	10- 2	6- 0				
10- 2	1- 0	1- 1	HOME	1- 0	7- 1	4- 0				
3- 3	0- 1	1- 1	AWAY	1- 0	1- 1	1- 0				
2- 0	0- 0	0- 0	NEUTRAL	0- 0	2- 0	1- 0				
9- 2	0- 1	0- 0	NON-CONFERENCE	1- 0	8- 1	5- 0				
6- 1	0- 0	0- 0	HOME	1- 0	5- 1	3- 0				
1- 1	0- 1	0- 0	AWAY	0- 0	1- 0	1- 0				
2- 0	0- 0	0- 0	NEUTRAL	0- 0	2- 0	1- 0				
6- 3	1- 0	2- 2	CONFERENCE	1- 0	2- 1	1- 0				
4- 1	1- 0	1- 1	HOME	0- 0	2- 0	1- 0				
2- 2	0- 0	1- 1	AWAY	1- 0	0- 1	0- 0				
0- 0	0- 0	0- 0	NEUTRAL	0- 0	0- 0	0- 0				

RPI 1-25				RPI 26-50				RPI 51-100				RPI 101+			
RPI	S	Opponent	Score	RPI	S	Opponent	Score	RPI	S	Opponent	Score	RPI	S	Opponent	Score
11	H	Texas	79 77	37	A	Oklahoma	71 84	70	A	Kansas St.	68 63	121	H	Yale	72 82
14	A	Texas A&M	58 71	37	H	Oklahoma	62 58	85	H	Alabama	88 67	134	A	Kansas	77 86
				39	A	West Virginia	76 74					134	H	Kansas	76 66
				39	H	West Virginia	82 87					158	H	Texas St.	82 58
												161	N	Idaho	86 76
												190	H	Oral Roberts	72 58
												203	H	Hampton	90 68
												220	A	SMU	64 58
												232	H	Texas Tech	93 72
												277	N	Arizona	68 59
												294	H	Southeastern La.	112 62
												315	H	Northwestern St.	89 51

LAST 12 Division I GAMES:															
37	H	Oklahoma	62 58	37	A	Oklahoma	71 84	134	A	Kansas	77 86				
70	A	Kansas St.	68 63					39	H	West Virginia	82 87				
134	H	Kansas	76 66					203	H	Hampton	90 68				
39	A	West Virginia	76 74					315	H	Northwestern St.	89 51				
11	H	Texas	79 77					294	H	Southeastern La.	112 62				
232	H	Texas Tech	93 72												

Non-Div I Games:

TCU

Average RPI Loss: 54

DIV. I ONLY	9- 11	206	2- 8	69	68	168	168	8	8
DIV. I NON-CONF.	8- 5	111	2- 3	190	89	174	174	7	7
TOTALS	RPI 1-25	RPI 26-50	W-L RECORDS	RPI 51-100	RPI 101-999	RPI 201+			
9- 11	0- 4	0- 4	OVERALL	1- 1	8- 2	6- 0			
7- 8	0- 4	0- 2	HOME	1- 1	6- 1	4- 0			
2- 3	0- 0	0- 0	AWAY	0- 0	2- 0	2- 0			
0- 0	0- 0	0- 0	NEUTRAL	0- 0	0- 0	0- 0			
8- 5	0- 3	0- 0	NON-CONFERENCE	1- 1	7- 1	5- 0			
6- 5	0- 3	0- 0	HOME	1- 1	5- 1	3- 0			
2- 0	0- 0	0- 0	AWAY	0- 0	2- 0	2- 0			
0- 0	0- 0	0- 0	NEUTRAL	0- 0	0- 0	0- 0			
1- 6	0- 1	0- 4	CONFERENCE	0- 0	1- 1	1- 0			
1- 3	0- 1	0- 2	HOME	0- 0	1- 0	1- 0			
0- 3	0- 0	0- 2	AWAY	0- 0	0- 1	0- 0			
0- 0	0- 0	0- 0	NEUTRAL	0- 0	0- 0	0- 0			

RPI 1-25				RPI 26-50				RPI 51-100				RPI 101+				Team's RPI: 168	
RPI	S	Opponent	Score	RPI	S	Opponent	Score	RPI	S	Opponent	Score	RPI	S	Opponent	Score		
2	H	UConn	57 113	31	A	South Fla.	60 76	68	H	Harvard	86 64	108	H	Penn	59 74		
17	H	South Carolina	60 87	31	H	South Fla.	73 89	100	H	Ole Miss	48 64	154	H	Saint Joseph's	69 66		
19	H	Rutgers	67 84	49	H	Houston	75 99					166	A	Cincinnati	72 80		
21	H	Villanova	65 69	50	A	UCF	46 76					171	H	Marist	83 77		
												203	H	Hampton	65 56		
												220	H	SMU	55 52		
												221	A	La Salle	69 52		
												310	H	Delaware St.	96 72		
												325	H	Wagner	70 36		
												342	A	Iona	59 54		
LAST 12 Division I GAMES:																	
				31	A	South Fla.	60 76	220	H	SMU	55 52						
				108	H	Penn	59 74	50	A	UCF	46 76						
				2	H	UConn	57 113	17	H	South Carolina	60 87						
				49	H	Houston	75 99	171	H	Marist	83 77						
				166	A	Cincinnati	72 80	21	H	Villanova	65 69						
				31	H	South Fla.	73 89	203	H	Hampton	65 56						

Templ e

Average RPI Win:	115	WON-LOST	WINNING	LAST 10	STRENGTH OF	OPP. STRENGTH	TEAM	ADJ.	CONF.	ADJ CONF.
Average RPI Loss:	13	RECORD	PCT. RANK	GAMES	SCHEDULE	OF SCHEDULE	RPI	RPI	RPI	RPI
DIV. I ONLY	17- 4	25	6- 4	15	12	10	10	2	2	
DIV. I NON-CONF.	12- 1	6	3- 1	27	37	4	4	2	2	

TOTALS	RPI 1-25	RPI 26-50	W-L RECORDS	RPI 51-100	RPI 101-999	RPI 201+				
17- 4	3- 3	1- 1	OVERALL	7- 0	6- 0	3- 0				
10- 1	1- 1	0- 0	HOME	4- 0	5- 0	2- 0				
4- 3	1- 2	1- 1	AWAY	1- 0	1- 0	1- 0				
3- 0	1- 0	0- 0	NEUTRAL	2- 0	0- 0	0- 0				
12- 1	2- 1	1- 0	NON-CONFERENCE	4- 0	5- 0	3- 0				
7- 0	1- 0	0- 0	HOME	2- 0	4- 0	2- 0				
2- 1	0- 1	1- 0	AWAY	0- 0	1- 0	1- 0				
3- 0	1- 0	0- 0	NEUTRAL	2- 0	0- 0	0- 0				
5- 3	1- 2	0- 1	CONFERENCE	3- 0	1- 0	0- 0				
3- 1	0- 1	0- 0	HOME	2- 0	1- 0	0- 0				
2- 2	1- 1	0- 1	AWAY	1- 0	0- 0	0- 0				
0- 0	0- 0	0- 0	NEUTRAL	0- 0	0- 0	0- 0				

RPI 1-25				Team's RPI: 10			
RPI	S	Opponent	Score				
1	A	Notre Dame	70 84				
3	H	Mississippi St.	52 71				
11	H	Texas	82 75				
14	A	Texas A&M	76 79				
17	A	South Carolina	86 70				
20	N	Marquette	101 99				

RPI 26-50			
RPI	S	Opponent	Score
27	A	Stanford	83 71
35	A	LSU	59 70

RPI 51-100			
RPI	S	Opponent	Score
63	N	Oklahoma St.	79 69
74	N	South Dakota	69 49
90	H	James Madison	89 60
95	A	Kentucky	63 49
96	H	Central Ark.	77 34
99	H	Auburn	70 59
100	H	Ole Miss	75 66

RPI 101+			
RPI	S	Opponent	Score
129	H	Vanderbilt	86 73
130	H	ETSU	87 49
138	H	Wichita St.	68 56
218	H	Troy	131 69
312	H	Alabama St.	104 51
336	A	Long Beach St.	90 61

LAST 12 Division I GAMES:

35	A	LSU	59 70
100	H	Ole Miss	75 66
3	H	Mississippi St.	52 71
1	A	Notre Dame	70 84
17	A	South Carolina	86 70
14	A	Texas A&M	76 79

129	H	Vanderbilt	86 73
99	H	Auburn	70 59
95	A	Kentucky	63 49
27	A	Stanford	83 71
336	A	Long Beach St.	90 61
11	H	Texas	82 75

Average RPI Win:	310	WON-LOST	WINNING	LAST 10	STRENGTH OF	OPP. STRENGTH	TEAM	ADJ.	CONF.	ADJ CONF.
Average RPI Loss:	200	RECORD	PCT. RANK	GAMES	SCHEDULE	OF SCHEDULE	RPI	RPI	RPI	RPI
DIV. I ONLY	3- 15	315	2- 8	328	262	346	346	26	26	
DIV. I NON-CONF.	1- 7	310	1- 1	197	263	328	328	27	27	
<hr/>										
TOTALS	RPI 1-25	RPI 26-50	W-L RECORDS	RPI 51-100	RPI 101-999	RPI 201+				
3- 15	0- 1	0- 1	OVERALL	0- 0	3- 13	3- 8				
3- 8	0- 0	0- 1	HOME	0- 0	3- 7	3- 5				
0- 7	0- 1	0- 0	AWAY	0- 0	0- 6	0- 3				
0- 0	0- 0	0- 0	NEUTRAL	0- 0	0- 0	0- 0				
1- 7	0- 1	0- 1	NON-CONFERENCE	0- 0	1- 5	1- 4				
1- 4	0- 0	0- 1	HOME	0- 0	1- 3	1- 3				
0- 3	0- 1	0- 0	AWAY	0- 0	0- 2	0- 1				
0- 0	0- 0	0- 0	NEUTRAL	0- 0	0- 0	0- 0				
2- 8	0- 0	0- 0	CONFERENCE	0- 0	2- 8	2- 4				
2- 4	0- 0	0- 0	HOME	0- 0	2- 4	2- 2				
0- 4	0- 0	0- 0	AWAY	0- 0	0- 4	0- 2				
0- 0	0- 0	0- 0	NEUTRAL	0- 0	0- 0	0- 0				

RPI 1-25				RPI 26-50				RPI 51-100				RPI 101+ Team's RPI: 346			
RPI	S	Opponent	Score	RPI	S	Opponent	Score	RPI	S	Opponent	Score	RPI	S	Opponent	Score
5	A	Louisville	56 95	32	H	Ball St.	65 85					135	A	SIUE	63 74
												135	H	SIUE	76 88
												165	H	Jacksonville St.	56 75
												179	A	Memphis	75 79
												200	A	Southeast Mo. St.	66 71
												204	A	Arkansas St.	62 68
												218	H	Troy	66 95
												227	A	UT Martin	68 80
												244	H	Austin Peay	59 75
												253	H	Lipscomb	71 64
												296	H	Alabama A&M	75 77
												297	H	Murray St.	73 85
												323	H	Marshall	65 71
												333	H	Tennessee Tech	76 66
												344	A	Eastern Ill.	59 66
												344	H	Eastern Ill.	86 68
<hr/>															
LAST 12 Division I GAMES:															
344	H	Eastern Ill.	86 68	333	H	Tennessee Tech	76 66	165	H	Jacksonville St.	56 75	200	A	Southeast Mo. St.	66 71
135	H	SIUE	76 88	227	A	UT Martin	68 80	323	H	Marshall	65 71	253	H	Lipscomb	71 64
297	H	Murray St.	73 85	204	A	Arkansas St.	62 68	218	H	Troy	66 95	244	H	Austin Peay	59 75
244	H	Austin Peay	59 75	227	A	UT Martin	68 80	218	H	Troy	66 95	244	H	Austin Peay	59 75
135	A	SIUE	63 74	227	A	UT Martin	68 80	218	H	Troy	66 95	244	H	Austin Peay	59 75
344	A	Eastern Ill.	59 66	227	A	UT Martin	68 80	218	H	Troy	66 95	244	H	Austin Peay	59 75

Non-Div I Games: Fisk 93 48

Tennessee St.

Average RPI Win:	291	WON-LOST	WINNING	LAST 10	STRENGTH OF	OPP. STRENGTH	TEAM	ADJ.	CONF.	ADJ CONF.
Average RPI Loss:	185	RECORD	PCT. RANK	GAMES	SCHEDULE	OF SCHEDULE	RPI	RPI	RPI	RPI
DIV. I ONLY	2- 17	331	1- 9	183	336	333	333	26	26	
DIV. I NON-CONF.	1- 8	313	1- 1	109	207	291	291	27	27	
<hr/>										
TOTALS	RPI 1-25	RPI 26-50	W-L RECORDS	RPI 51-100	RPI 101-999	RPI 201+				
2- 17	0- 1	0- 0	OVERALL	0- 3	2- 13	2- 9				
2- 8	0- 0	0- 0	HOME	0- 1	2- 7	2- 6				
0- 9	0- 1	0- 0	AWAY	0- 2	0- 6	0- 3				
0- 0	0- 0	0- 0	NEUTRAL	0- 0	0- 0	0- 0				
1- 8	0- 1	0- 0	NON-CONFERENCE	0- 2	1- 5	1- 2				
1- 3	0- 0	0- 0	HOME	0- 1	1- 2	1- 2				
0- 5	0- 1	0- 0	AWAY	0- 1	0- 3	0- 0				
0- 0	0- 0	0- 0	NEUTRAL	0- 0	0- 0	0- 0				
1- 9	0- 0	0- 0	CONFERENCE	0- 1	1- 8	1- 7				
1- 5	0- 0	0- 0	HOME	0- 0	1- 5	1- 4				
0- 4	0- 0	0- 0	AWAY	0- 1	0- 3	0- 3				
0- 0	0- 0	0- 0	NEUTRAL	0- 0	0- 0	0- 0				

RPI 1-25				RPI 26-50				RPI 51-100				RPI 101+ Team's RPI: 333			
RPI	S	Opponent	Score	RPI	S	Opponent	Score	RPI	S	Opponent	Score	RPI	S	Opponent	Score
16	A	Georgia	48 56					62	H	IUPUI	54 68	102	A	Wright St.	59 82
								76	A	Belmont	59 78	119	A	Middle Tenn.	44 58
								95	A	Kentucky	54 82	130	A	ETSU	55 74
												200	H	Southeast Mo. St.	66 70
												208	H	Radford	41 60
												215	A	Morehead St.	51 53
												215	H	Morehead St.	67 74
												227	H	UT Martin	51 67
												244	H	Austin Peay	63 59
												253	H	Lipscomb	57 61
												293	A	Eastern Ky.	53 55
												293	H	Eastern Ky.	68 76
												297	H	Murray St.	63 72
												337	H	Winthrop	70 41
												346	A	Tennessee St.	66 76
<hr/>															
LAST 12 Division I GAMES:															
227	H	UT Martin	51 67	346	A	Tennessee St.	66 76								
200	H	Southeast Mo. St.	66 70	76	A	Belmont	59 78								
215	A	Morehead St.	51 53	293	H	Eastern Ky.	68 76								
293	A	Eastern Ky.	53 55	215	H	Morehead St.	67 74								
297	H	Murray St.	63 72	253	H	Lipscomb	57 61								
244	H	Austin Peay	63 59	337	H	Winthrop	70 41								

Non-Div I Games: Cumberland (TN) 83 52 Tenn. Wesleyan 84 66

Tennessee Tech

Average RPI Win:	138	WON-LOST	WINNING	LAST 10	STRENGTH OF	OPP. STRENGTH	TEAM	ADJ.	CONF.	ADJ CONF.
Average RPI Loss:	21	RECORD	PCT. RANK	GAMES	SCHEDULE	OF SCHEDULE	RPI	RPI	RPI	RPI
DIV. I ONLY	16- 4	30	7- 3	20	27	11	11	5	5	
DIV. I NON-CONF.	9- 2	34	2- 1	46	31	22	22	6	6	

TOTALS	RPI 1-25	RPI 26-50	W-L RECORDS	RPI 51-100	RPI 101-999	RPI 201+				
16- 4	2- 3	3- 0	OVERALL	2- 1	9- 0	5- 0				
10- 1	1- 1	1- 0	HOME	1- 0	7- 0	4- 0				
4- 3	1- 2	1- 0	AWAY	1- 1	1- 0	1- 0				
2- 0	0- 0	1- 0	NEUTRAL	0- 0	1- 0	0- 0				
9- 2	2- 2	1- 0	NON-CONFERENCE	0- 0	6- 0	4- 0				
6- 1	1- 1	0- 0	HOME	0- 0	5- 0	4- 0				
1- 1	1- 1	0- 0	AWAY	0- 0	0- 0	0- 0				
2- 0	0- 0	1- 0	NEUTRAL	0- 0	1- 0	0- 0				
7- 2	0- 1	2- 0	CONFERENCE	2- 1	3- 0	1- 0				
4- 0	0- 0	1- 0	HOME	1- 0	2- 0	0- 0				
3- 2	0- 1	1- 0	AWAY	1- 1	1- 0	1- 0				
0- 0	0- 0	0- 0	NEUTRAL	0- 0	0- 0	0- 0				

RPI	S	Opponent	Score	RPI	S	Opponent	Score	RPI	S	Opponent	Score	RPI	S	Opponent	Score
2	H	UConn	71 75	35	N	LSU	75 66	63	H	Oklahoma St.	84 79	127	H	Iowa St.	87 55
7	H	Florida St.	87 72	37	A	Oklahoma	88 78	64	A	TCU	77 79	134	H	Kansas	79 62
9	A	Baylor	56 81	39	H	West Virginia	79 58	70	A	Kansas St.	75 64	144	N	Washington	92 68
10	A	Tennessee	75 82									172	H	Stetson	95 59
16	A	Georgia	81 53									212	H	Louisiana Tech	88 54
												232	A	Texas Tech	90 39
												289	H	McNeese	100 34
												314	H	UTSA	120 70
												315	H	Northwestern St.	68 44

LAST 12 Division I GAMES:															
127	H	Iowa St.	87 55	70	A	Kansas St.	75 64								
9	A	Baylor	56 81	63	H	Oklahoma St.	84 79								
232	A	Texas Tech	90 39	39	H	West Virginia	79 58								
2	H	UConn	71 75	37	A	Oklahoma	88 78								
134	H	Kansas	79 62	7	H	Florida St.	87 72								
64	A	TCU	77 79	315	H	Northwestern St.	68 44								

Non-Div I Games:

Texas

Average RPI Win: 122		WON-LOST	WINNING	LAST 10	STRENGTH OF	OPP. STRENGTH	TEAM	ADJ.	CONF.	ADJ CONF.
Loss: 16		RECORD	PCT. RANK	GAMES	SCHEDULE	OF SCHEDULE	RPI	RPI	RPI	RPI
DIV. I ONLY		17- 5	35	7- 3	7	42	14	14	2	2
DIV. I NON-CONF.		11- 3	46	3- 1	10	64	23	23	2	2
TOTALS		RPI 1-25	RPI 26-50	W-L RECORDS		RPI 51-100	RPI 101-999	RPI 201+		
17- 5	1- 4	3- 1		OVERALL		5- 0	8- 0	4- 0		
11- 3	1- 2	2- 1		HOME		3- 0	5- 0	2- 0		
5- 1	0- 1	1- 0		AWAY		2- 0	2- 0	1- 0		
1- 1	0- 1	0- 0		NEUTRAL		0- 0	1- 0	1- 0		
11- 3	0- 2	2- 1		NON-CONFERENCE		2- 0	7- 0	4- 0		
8- 2	0- 1	1- 1		HOME		2- 0	5- 0	2- 0		
2- 0	0- 0	1- 0		AWAY		0- 0	1- 0	1- 0		
1- 1	0- 1	0- 0		NEUTRAL		0- 0	1- 0	1- 0		
6- 2	1- 2	1- 0		CONFERENCE		3- 0	1- 0	0- 0		
3- 1	1- 1	1- 0		HOME		1- 0	0- 0	0- 0		
3- 1	0- 1	0- 0		AWAY		2- 0	1- 0	0- 0		
0- 0	0- 0	0- 0		NEUTRAL		0- 0	0- 0	0- 0		

RPI 1-25				Team's RPI: 14				RPI 26-50				RPI 51-100				RPI 101+			
RPI	S	Opponent	Score	RPI	S	Opponent	Score	RPI	S	Opponent	Score	RPI	S	Opponent	Score	RPI	S	Opponent	Score
4	H	Oregon	68 83	35	H	LSU	69 59	64	H	TCU	71 58	113	H	Little Rock	66 49				
4	N	Oregon	62 84	39	H	West Virginia	56 70	85	A	Alabama	73 54	114	H	Rice	82 76				
10	H	Tennessee	79 76	45	A	Southern California	75 74	95	H	Kentucky	74 70	129	A	Vanderbilt	91 67				
16	H	Georgia	84 92	49	H	Houston	83 65	96	H	Central Ark.	72 61	159	H	Louisiana	83 62				
17	A	South Carolina	59 61					99	A	Auburn	82 73	220	H	SMU	79 57				
LAST 12 Division I GAMES:																			
129	A	Vanderbilt	91 67	95	H	Kentucky	74 70												
35	H	LSU	69 59	17	A	South Carolina	59 61												
85	A	Alabama	73 54	220	H	SMU	79 57												
16	H	Georgia	84 92	4	N	Oregon	62 84												
10	H	Tennessee	79 76	246	N	Hawaii	103 59												
99	A	Auburn	82 73	45	A	Southern California	75 74												

Non-Div I Games:

Texas A&M

Average RPI Win:	300	WON-LOST	WINNING	LAST 10	STRENGTH OF	OPP. STRENGTH	TEAM	ADJ.	CONF.	ADJ CONF.
Average RPI Loss:	158	RECORD	PCT. RANK	GAMES	SCHEDULE	OF SCHEDULE	RPI	RPI	RPI	RPI
DIV. I ONLY	10- 8	139	0- 0	337	322	240	240	32	32	
DIV. I NON-CONF.	3- 6	239	0- 0	277	181	240	240	32	32	

TOTALS	RPI 1-25	RPI 26-50	W-L RECORDS	RPI 51-100	RPI 101-999	RPI 201+				
10- 8	0- 0	0- 0	OVERALL	0- 1	10- 7	10- 1				
3- 3	0- 0	0- 0	HOME	0- 0	3- 3	3- 1				
5- 5	0- 0	0- 0	AWAY	0- 1	5- 4	5- 0				
2- 0	0- 0	0- 0	NEUTRAL	0- 0	2- 0	2- 0				
3- 6	0- 0	0- 0	NON-CONFERENCE	0- 1	3- 5	3- 0				
0- 1	0- 0	0- 0	HOME	0- 0	0- 1	0- 0				
1- 5	0- 0	0- 0	AWAY	0- 1	1- 4	1- 0				
2- 0	0- 0	0- 0	NEUTRAL	0- 0	2- 0	2- 0				
7- 2	0- 0	0- 0	CONFERENCE	0- 0	7- 2	7- 1				
3- 2	0- 0	0- 0	HOME	0- 0	3- 2	3- 1				
4- 0	0- 0	0- 0	AWAY	0- 0	4- 0	4- 0				
0- 0	0- 0	0- 0	NEUTRAL	0- 0	0- 0	0- 0				

RPI 1-25				RPI 26-50				RPI 51-100				RPI 101+ Team's RPI: 240					
RPI	S	Opponent	Score	RPI	S	Opponent	Score	RPI	S	Opponent	Score	RPI	S	Opponent	Score		
								100	A	Ole Miss	58	73	103	A	Wake Forest	56	73
												117	A	UTEP	55	65	
												134	A	Kansas	37	72	
												158	H	Texas St.	56	70	
												182	A	New Orleans	69	72	
												186	H	Southern U.	57	67	
												250	N	New Mexico St.	66	50	
												254	A	Grambling	73	63	
												271	H	Alcorn	91	57	
												283	H	Prairie View	56	61	
												296	A	Alabama A&M	55	49	
												306	A	Jackson St.	77	74	
												312	A	Alabama St.	71	39	
												315	N	Northwestern St.	56	43	
												322	A	Sam Houston St.	77	58	
												338	H	Mississippi Val.	55	39	
												340	H	Ark. -Pine Bluff	58	52	

LAST 12 Division I GAMES:																	
				312	A	Alabama St.	71	39	283	H	Prairie View	56	61				
				296	A	Alabama A&M	55	49	271	H	Alcorn	91	57				
				340	H	Ark. -Pine Bluff	58	52	186	H	Southern U.	57	67				
				338	H	Mississippi Val.	55	39	100	A	Ole Miss	58	73				
				254	A	Grambling	73	63	182	A	New Orleans	69	72				
				306	A	Jackson St.	77	74	315	N	Northwestern St.	56	43				

Non-Div I Games: Wiley 74 36 Paul Quinn 85 59

Texas Southern

Average RPI Win: 259

Average RPI Loss: 142

WON-LOST
RECORDWINNING
PCT. RANKLAST 10
GAMESSTRENGTH OF
SCHEDULEOPP. STRENGTH
OF SCHEDULETEAM
RPIADJ.
RPICONF.
RPIADJ CONF.
RPIDIV. I ONLY
DIV. I NON-CONF.14- 7
7- 477
1027- 3
0- 2298
274244
268158
149158
14923
2323
23

TOTALS

RPI 1-25

RPI 26-50

W-L RECORDS

RPI 51-100

RPI 101-999

RPI 201+

14- 7

0- 0

0- 1

OVERALL

1- 1

13- 5

12- 1

6- 2

0- 0

0- 1

HOME

1- 0

5- 1

4- 0

8- 4

0- 0

0- 0

AWAY

0- 0

8- 0

8- 0

0- 1

0- 0

0- 0

NEUTRAL

0- 0

0- 1

0- 0

7- 4

0- 0

0- 1

NON-CONFERENCE

0- 1

7- 2

6- 0

3- 1

0- 0

0- 1

HOME

0- 0

3- 0

2- 0

4- 2

0- 0

0- 0

AWAY

0- 1

4- 1

4- 0

0- 1

0- 0

0- 0

NEUTRAL

0- 0

0- 1

0- 0

7- 3

0- 0

0- 0

CONFERENCE

1- 0

6- 3

6- 1

3- 1

0- 0

0- 0

HOME

1- 0

2- 1

2- 0

4- 2

0- 0

0- 0

AWAY

0- 0

4- 2

4- 1

0- 0

0- 0

0- 0

NEUTRAL

0- 0

0- 0

0- 0

RPI 1-25

RPI 26-50

RPI 51-100

RPI 101+

Team's RPI: 158

RPI S Opponent Score

RPI S Opponent Score

RPI S Opponent Score

RPI S Opponent Score

49 H Houston 67 72

64 A TCU 58 82

88 H South Ala. 78 63

113 A Little Rock 48 63

151 N Bethune-Cookman 56 62

159 H Louisiana 58 65

172 A Stetson 54 61

191 H Fresno St. 76 59

204 A Arkansas St. 67 55

218 H Troy 83 75

232 A Texas Tech 87 70

240 A Texas Southern 70 56

272 A Appal achian St. 69 54

283 H Prairie View 84 57

284 A Coastal Caro. 64 65

301 A Incarnate Word 74 33

313 A Georgia St. 83 63

314 H UTSA 91 38

322 A Sam Houston St. 73 41

324 A Ga. Southern 81 56

330 H La. -Monroe 86 52

LAST 12 Division I GAMES:

313 A Georgia St. 83 63

324 A Ga. Southern 81 56

159 H Louisiana 58 65

330 H La. -Monroe 86 52

113 A Little Rock 48 63

204 A Arkansas St. 67 55

218 H Troy 83 75

88 H South Ala. 78 63

284 A Coastal Caro. 64 65

272 A Appal achian St. 69 54

172 A Stetson 54 61

151 N Bethune-Cookman 56 62

Texas St.

Average RPI Win:	294	WON-LOST	WINNING	LAST 10	STRENGTH OF	OPP. STRENGTH	TEAM	ADJ.	CONF.	ADJ CONF.
Average RPI Loss:	62	RECORD	PCT. RANK	GAMES	SCHEDULE	OF SCHEDULE	RPI	RPI	RPI	RPI
DIV. I ONLY	7- 14	261	1- 9	98	95	232	232	5	5	
DIV. I NON-CONF.	6- 5	153	2- 0	294	266	266	266	6	6	

TOTALS	RPI 1-25	RPI 26-50	W-L RECORDS	RPI 51-100	RPI 101-999	RPI 201+				
7- 14	0- 3	0- 4	OVERALL	0- 4	7- 3	6- 0				
6- 8	0- 2	0- 2	HOME	0- 1	6- 3	6- 0				
1- 6	0- 1	0- 2	AWAY	0- 3	1- 0	0- 0				
0- 0	0- 0	0- 0	NEUTRAL	0- 0	0- 0	0- 0				
6- 5	0- 1	0- 2	NON-CONFERENCE	0- 1	6- 1	6- 0				
6- 3	0- 1	0- 1	HOME	0- 0	6- 1	6- 0				
0- 2	0- 0	0- 1	AWAY	0- 1	0- 0	0- 0				
0- 0	0- 0	0- 0	NEUTRAL	0- 0	0- 0	0- 0				
1- 9	0- 2	0- 2	CONFERENCE	0- 3	1- 2	0- 0				
0- 5	0- 1	0- 1	HOME	0- 1	0- 2	0- 0				
1- 4	0- 1	0- 1	AWAY	0- 2	1- 0	0- 0				
0- 0	0- 0	0- 0	NEUTRAL	0- 0	0- 0	0- 0				

RPI 1-25				RPI 26-50				RPI 51-100				RPI 101+ Team's RPI: 232			
RPI	S	Opponent	Score	RPI	S	Opponent	Score	RPI	S	Opponent	Score	RPI	S	Opponent	Score
9	A	Bayl or	49 97	35	H	LSU	40 48	63	A	Okl ahoma St.	62 80	127	H	Iowa St.	54 66
11	H	Texas	39 90	37	H	Okl ahoma	52 73	63	H	Okl ahoma St.	57 98	134	A	Kansas	68 56
14	H	Texas A&M	56 90	39	A	West Vi rgi ni a	52 82	64	A	TCU	72 93	134	H	Kansas	47 60
				49	A	Houston	75 79	71	A	New Mexi co	56 90	158	H	Texas St.	70 87

T
o
l
e
d
o

T o l e d o

Tol edo

Average RPI Win:	258	WON-LOST	WINNING	LAST 10	STRENGTH OF	OPP. STRENGTH	TEAM	ADJ.	CONF.	ADJ CONF.
Average RPI Loss:	168	RECORD	PCT. RANK	GAMES	SCHEDULE	OF SCHEDULE	RPI	RPI	RPI	RPI
DIV. I ONLY	8- 12	229	3- 7	329	184	280	280	10	10	
DIV. I NON-CONF.	5- 6	187	1- 2	343	257	312	312	13	13	

TOTALS	RPI 1-25	RPI 26-50	W-L RECORDS	RPI 51-100	RPI 101-999	RPI 201+				
8- 12	0- 0	0- 0	OVERALL	0- 3	8- 9	6- 5				
4- 5	0- 0	0- 0	HOME	0- 1	4- 4	3- 2				
3- 6	0- 0	0- 0	AWAY	0- 2	3- 4	2- 2				
1- 1	0- 0	0- 0	NEUTRAL	0- 0	1- 1	1- 1				
5- 6	0- 0	0- 0	NON-CONFERENCE	0- 0	5- 6	4- 4				
3- 2	0- 0	0- 0	HOME	0- 0	3- 2	2- 1				
1- 3	0- 0	0- 0	AWAY	0- 0	1- 3	1- 2				
1- 1	0- 0	0- 0	NEUTRAL	0- 0	1- 1	1- 1				
3- 6	0- 0	0- 0	CONFERENCE	0- 3	3- 3	2- 1				
1- 3	0- 0	0- 0	HOME	0- 1	1- 2	1- 1				
2- 3	0- 0	0- 0	AWAY	0- 2	2- 1	1- 0				
0- 0	0- 0	0- 0	NEUTRAL	0- 0	0- 0	0- 0				

RPI 1-25				RPI 26-50				RPI 51-100				RPI 101+ Team's RPI: 280					
RPI	S	Opponent	Score	RPI	S	Opponent	Score	RPI	S	Opponent	Score	RPI	S	Opponent	Score		
								77	A	El on	61	84	111	H	George Washington	43	66
								77	H	El on	45	71	119	A	Del aware	49	51
								90	A	James Madi son	45	69	140	A	William & Mary	67	66
													153	H	Northeastern	61	70
													154	H	Sai nt Joseph' s	90	66
													162	A	Pittsbu rgh	63	81
													202	A	Norfol k St.	76	86
													208	N	Radford	66	69
													239	A	Loyol a Maryl and	76	67
													255	A	Col . of Charleston	83	58
													255	H	Col . of Charleston	67	80
													270	H	Col gate	61	65
													279	H	UNCW	72	71
													288	A	Massachusetts	49	72
													325	H	Wagner	64	42
													329	H	UMBC	95	64
													340	N	Ark. -Pi ne Bl uff	70	44

LAST 12 Di vi si on I GAMES:																	
								77	H	El on	45	71	90	A	James Madi son	45	69
								255	A	Col . of Charleston	83	58	255	H	Col . of Charleston	67	80
								77	A	El on	61	84	153	H	Northeastern	61	70
								119	A	Del aware	49	51	208	N	Radford	66	69
								279	H	UNCW	72	71	340	N	Ark. -Pi ne Bl uff	70	44
								140	A	William & Mary	67	66	202	A	Norfol k St.	76	86

Non-Di v I Games:

Towson

Average RPI Win:	271	WON-LOST	WINNING	LAST 10	STRENGTH OF	OPP. STRENGTH	TEAM	ADJ.	CONF.	ADJ CONF.
Average RPI Loss:	144	RECORD	PCT. RANK	GAMES	SCHEDULE	OF SCHEDULE	RPI	RPI	RPI	RPI
DIV. I ONLY	8- 10	211	5- 5	282	193	218	218	23	23	
DIV. I NON-CONF.	3- 6	239	0- 3	231	100	208	208	23	23	

TOTALS	RPI 1-25	RPI 26-50	W-L RECORDS	RPI 51-100	RPI 101-999	RPI 201+				
8- 10	0- 1	0- 0	OVERALL	0- 3	8- 6	6- 2				
4- 1	0- 0	0- 0	HOME	0- 0	4- 1	3- 1				
4- 8	0- 1	0- 0	AWAY	0- 3	4- 4	3- 1				
0- 1	0- 0	0- 0	NEUTRAL	0- 0	0- 1	0- 0				
3- 6	0- 1	0- 0	NON-CONFERENCE	0- 2	3- 3	2- 0				
1- 0	0- 0	0- 0	HOME	0- 0	1- 0	0- 0				
2- 5	0- 1	0- 0	AWAY	0- 2	2- 2	2- 0				
0- 1	0- 0	0- 0	NEUTRAL	0- 0	0- 1	0- 0				
5- 4	0- 0	0- 0	CONFERENCE	0- 1	5- 3	4- 2				
3- 1	0- 0	0- 0	HOME	0- 0	3- 1	3- 1				
2- 3	0- 0	0- 0	AWAY	0- 1	2- 2	1- 1				
0- 0	0- 0	0- 0	NEUTRAL	0- 0	0- 0	0- 0				

RPI 1-25				RPI 26-50				RPI 51-100				RPI 101+				Team's RPI: 218
RPI	S	Opponent	Score	RPI	S	Opponent	Score	RPI	S	Opponent	Score	RPI	S	Opponent	Score	
10	A	Tennessee	69 131					88	A	South Ala.	68 79	115	H	Jacksonville	89 88	
								92	A	Tulane	75 106	119	A	Middle Tenn.	57 73	
								100	A	Ole Miss	93 96	158	A	Texas St.	75 83	
												159	A	Louisiana	62 55	
												188	A	Samford	73 80	
												188	N	Samford	76 82	
												209	A	UT Arlington	57 76	
												272	H	Appalachian St.	81 74	
												284	H	Coastal Caro.	92 97	
												312	A	Alabama St.	93 63	
												313	H	Georgia St.	90 86	
												324	H	Ga. Southern	88 47	
												330	A	La.-Monroe	86 79	
												346	A	Tennessee St.	95 66	
LAST 12 Division I GAMES:																
159	A	Louisiana	62 55	209	A	UT Arlington	57 76									
330	A	La.-Monroe	86 79	313	H	Georgia St.	90 86									
284	H	Coastal Caro.	92 97	324	H	Ga. Southern	88 47									
272	H	Appalachian St.	81 74	188	N	Samford	76 82									
88	A	South Ala.	68 79	92	A	Tulane	75 106									
158	A	Texas St.	75 83	188	A	Samford	73 80									

Non-Div I Games: Montevallo 130 50 Stillman 89 62

Troy

T
u
l
a
n
e

Tulane				Through Games Of Jan. 29, 2018							
Average RPI	Win:	176	WON-LOST	WINNING	LAST 10	STRENGTH OF	OPP. STRENGTH	TEAM	ADJ.	CONF.	ADJ CONF.
Average RPI	Loss:	67	RECORD	PCT. RANK	GAMES	SCHEDULE	OF SCHEDULE	RPI	RPI	RPI	RPI
DIV. I ONLY	11- 10	161	5- 5	45	74	92	92	8	8		
DIV. I NON-CONF.	8- 5	111	3- 1	93	102	88	88	7	7		

TOTALS	RPI 1-25		RPI 26-50		W-L RECORDS	RPI 51-100		RPI 101-999		RPI 201+	
11- 10	0- 2		0- 5		OVERALL	1- 0		10- 3		4- 0	
7- 3	0- 0		0- 2		HOME	0- 0		7- 1		2- 0	
3- 5	0- 0		0- 0		AWAY	1- 0		2- 0		1- 0	
1- 2	0- 0		0- 1		NEUTRAL	0- 0		1- 1		1- 0	
8- 5	0- 1		0- 2		NON-CONFERENCE	1- 0		7- 2		3- 0	
5- 1	0- 0		0- 1		HOME	0- 0		5- 0		1- 0	
2- 2	0- 1		0- 0		AWAY	1- 0		1- 1		1- 0	
1- 2	0- 0		0- 1		NEUTRAL	0- 0		1- 1		1- 0	
3- 5	0- 1		0- 3		CONFERENCE	0- 0		3- 1		1- 0	
2- 2	0- 0		0- 1		HOME	0- 0		2- 1		1- 0	
1- 3	0- 1		0- 2		AWAY	0- 0		1- 0		0- 0	
0- 0	0- 0		0- 0		NEUTRAL	0- 0		0- 0		0- 0	

RPI 1-25				RPI 26-50				Team's RPI: 92		RPI 101+	
RPI	S	Opponent	Score	RPI	S	Opponent	Score	RPI	S	Opponent	Score
2	A	UConn	45 98	31	A	South Fla.	46 75	82	A	Maine	42 34
18	A	NC State	55 79	35	H	LSU	50 73				
				48	N	Dayton	65 71				
				49	H	Houston	92 98				
				50	A	UCF	51 59				

T
u
l
a
n
e

Non-Div I Games:

Tulane

Average RPI Win:	209	WON-LOST	WINNING	LAST 10	STRENGTH OF	OPP. STRENGTH	TEAM	ADJ.	CONF.	ADJ CONF.
Average RPI Loss:	139	RECORD	PCT. RANK	GAMES	SCHEDULE	OF SCHEDULE	RPI	RPI	RPI	RPI
DIV. I ONLY	15- 3	21	8- 1	243	163	83	83	18	18	
DIV. I NON-CONF.	9- 2	34	3- 1	298	162	96	96	19	19	

TOTALS	RPI 1-25	RPI 26-50	W-L RECORDS	RPI 51-100	RPI 101-999	RPI 201+				
15- 3	0- 0	1- 0	OVERALL	1- 1	13- 2	7- 0				
8- 1	0- 0	1- 0	HOME	0- 0	7- 1	4- 0				
6- 1	0- 0	0- 0	AWAY	1- 0	5- 1	3- 0				
1- 1	0- 0	0- 0	NEUTRAL	0- 1	1- 0	0- 0				
9- 2	0- 0	0- 0	NON-CONFERENCE	1- 1	8- 1	4- 0				
5- 0	0- 0	0- 0	HOME	0- 0	5- 0	3- 0				
3- 1	0- 0	0- 0	AWAY	1- 0	2- 1	1- 0				
1- 1	0- 0	0- 0	NEUTRAL	0- 1	1- 0	0- 0				
6- 1	0- 0	1- 0	CONFERENCE	0- 0	5- 1	3- 0				
3- 1	0- 0	1- 0	HOME	0- 0	2- 1	1- 0				
3- 0	0- 0	0- 0	AWAY	0- 0	3- 0	2- 0				
0- 0	0- 0	0- 0	NEUTRAL	0- 0	0- 0	0- 0				

U

U

A

A

B

B

RPI 1-25				RPI 26-50				RPI 51-100				RPI 101+			
RPI	S	Opponent	Score	RPI	S	Opponent	Score	RPI	S	Opponent	Score	RPI	S	Opponent	Score
				43	H	Western Ky.	79 61	69	N	Indiana	63 71	119	A	Middle Tenn.	59 51
								88	A	South Ala.	78 66	122	A	High Point	77 61
												141	H	Southern Ill.	76 66
												169	H	Southern Miss.	63 80
												179	A	Memphis	62 64
												185	H	Fla. Atlantic	90 57
												188	H	Samford	77 53
												197	N	UC Santa Barbara	67 54
												234	H	North Texas	68 52
												272	A	Appalachian St.	70 59
												285	A	FIU	71 61
												296	H	Alabama A&M	85 58
												312	H	Alabama St.	61 44
												319	A	Old Dominion	74 61
												338	H	Mississippi Val.	87 72

Team's RPI: 83															
LAST 12 Division I GAMES:															
				185	H	Fla. Atlantic	90 57	319	A	Old Dominion	74 61				
				285	A	FIU	71 61	88	A	South Ala.	78 66				
				234	H	North Texas	68 52	312	H	Alabama St.	61 44				
				169	H	Southern Miss.	63 80	296	H	Alabama A&M	85 58				
				43	H	Western Ky.	79 61	179	A	Memphis	62 64				
				119	A	Middle Tenn.	59 51	188	H	Samford	77 53				

Non-Div I Games: Tuskegee

105 50

Miles

85 42

UAB

Average RPI Win:	193	WON-LOST	WINNING	LAST 10	STRENGTH OF	OPP. STRENGTH	TEAM	ADJ.	CONF.	ADJ CONF.
Average RPI Loss:	51	RECORD	PCT. RANK	GAMES	SCHEDULE	OF SCHEDULE	RPI	RPI	RPI	RPI
DIV. I ONLY	17- 3	16	8- 2	196	105	60	60	21	21	
DIV. I NON-CONF.	10- 3	51	2- 3	184	46	53	53	20	20	

TOTALS	RPI 1-25	RPI 26-50	W-L RECORDS	RPI 51-100	RPI 101-999	RPI 201+				
17- 3	0- 0	0- 2	OVERALL	2- 1	15- 0	7- 0				
9- 1	0- 0	0- 1	HOME	1- 0	8- 0	5- 0				
7- 2	0- 0	0- 1	AWAY	1- 1	6- 0	2- 0				
1- 0	0- 0	0- 0	NEUTRAL	0- 0	1- 0	0- 0				
10- 3	0- 0	0- 2	NON-CONFERENCE	2- 1	8- 0	4- 0				
5- 1	0- 0	0- 1	HOME	1- 0	4- 0	2- 0				
4- 2	0- 0	0- 1	AWAY	1- 1	3- 0	2- 0				
1- 0	0- 0	0- 0	NEUTRAL	0- 0	1- 0	0- 0				
7- 0	0- 0	0- 0	CONFERENCE	0- 0	7- 0	3- 0				
4- 0	0- 0	0- 0	HOME	0- 0	4- 0	3- 0				
3- 0	0- 0	0- 0	AWAY	0- 0	3- 0	0- 0				
0- 0	0- 0	0- 0	NEUTRAL	0- 0	0- 0	0- 0				

RPI S	Opponent	Score	RPI S	Opponent	Score	RPI S	Opponent	Score	RPI S	Opponent	Score
38	A Oregon St.	47 61	50	H UCF	55 62	65	A Fordham	62 70	121	N Yale	71 61
						79	H Washington St.	91 76	133	H Portland St.	79 67
						87	A Saint Mary's (CA)	74 50	156	A Paci fic	90 58
									163	H San Franci sco	72 55
									170	A Cal Poly	80 76
									176	A UC Irvi ne	76 67
									197	A UC Santa Barbara	68 61
									197	H UC Santa Barbara	69 63
									214	A Seattle U	79 53
									226	H Pepperdi ne	69 64
									243	H UC Ri versi de	74 63
									246	H Hawai i	76 52
									273	H Sacramento St.	79 72
									299	H Cal St. Fullerton	67 53
									307	A Southern Utah	85 59
LAST 12 Division I GAMES:											
197	H UC Santa Barbara	69 63	176	A UC Irvi ne	76 67	65	A Fordham	62 70	121	N Yale	71 61
299	H Cal St. Fullerton	67 53				38	A Oregon St.	47 61	50	H UCF	55 62
170	A Cal Poly	80 76				50	H UCF	55 62			
197	A UC Santa Barbara	68 61				87	A Saint Mary's (CA)	74 50			
243	H UC Ri versi de	74 63									
246	H Hawai i	76 52									

Non-Div I Games:

UC Davis

UC Irvine				Through Games Of Jan. 29, 2018							
Average RPI	Win:	248	WON-LOST	WINNING	LAST 10	STRENGTH OF	OPP. STRENGTH	TEAM	ADJ.	CONF.	ADJ CONF.
Average RPI	Loss:	126	RECORD	PCT. RANK	GAMES	SCHEDULE	OF SCHEDULE	RPI	RPI	RPI	RPI
DIV. I ONLY			12- 8	114	7- 2	272	173	176	176	21	21
DIV. I NON-CONF.			7- 6	165	3- 1	302	178	221	221	20	20

TOTALS		RPI 1-25		RPI 26-50		W-L RECORDS		RPI 51-100		RPI 101-999	RPI 201+
12- 8		0- 0		0- 0		OVERALL		0- 2		12- 6	11- 0
6- 3		0- 0		0- 0		HOME		0- 1		6- 2	5- 0
6- 3		0- 0		0- 0		AWAY		0- 1		6- 2	6- 0
0- 2		0- 0		0- 0		NEUTRAL		0- 0		0- 2	0- 0
7- 6		0- 0		0- 0		NON-CONFERENCE		0- 1		7- 5	7- 0
3- 2		0- 0		0- 0		HOME		0- 0		3- 2	3- 0
4- 2		0- 0		0- 0		AWAY		0- 1		4- 1	4- 0
0- 2		0- 0		0- 0		NEUTRAL		0- 0		0- 2	0- 0
5- 2		0- 0		0- 0		CONFERENCE		0- 1		5- 1	4- 0
3- 1		0- 0		0- 0		HOME		0- 1		3- 0	2- 0
2- 1		0- 0		0- 0		AWAY		0- 0		2- 1	2- 0
0- 0		0- 0		0- 0		NEUTRAL		0- 0		0- 0	0- 0

RPI 1-25				RPI 26-50				RPI 51-100				RPI 101+ Team's RPI: 176			
RPI	S	Opponent	Score	RPI	S	Opponent	Score	RPI	S	Opponent	Score	RPI	S	Opponent	Score
								60	H	UC Davis	67 76	104	A	UNLV	54 73
								71	A	New Mexico	61 83	133	H	Portland St.	72 82
												138	N	Wichita St.	53 76
												143	H	Idaho St.	72 78
												170	A	Cal Poly	76 79
												192	N	Illinois	59 65
												197	H	UC Santa Barbara	77 74
												214	A	Seattle U	84 79
												217	H	CSUN	56 47
												226	H	Pepperdine	75 74
												235	A	San Diego St.	67 65
												243	A	UC Riverside	81 71
												246	A	Hawaii	74 67
												246	H	Hawaii	70 66
												247	A	CSU Bakersfield	72 59
												295	H	Utah St.	87 84
												300	H	Portland	63 52
												307	A	Southern Utah	71 64

LAST 12 Division I GAMES:															
				217	H	CSUN	56 47	60	H	UC Davis	67 76				
				243	A	UC Riverside	81 71	247	A	CSU Bakersfield	72 59				
				246	H	Hawaii	70 66	214	A	Seattle U	84 79				
				170	A	Cal Poly	76 79	133	H	Portland St.	72 82				
				197	H	UC Santa Barbara	77 74	235	A	San Diego St.	67 65				
				246	A	Hawaii	74 67	307	A	Southern Utah	71 64				

Non-Div I Games: Chapman 92 57

Average RPI Win:	237	WON-LOST	WINNING	LAST 10	STRENGTH OF	OPP. STRENGTH	TEAM	ADJ.	CONF.	ADJ CONF.
Average RPI Loss:	124	RECORD	PCT. RANK	GAMES	SCHEDULE	OF SCHEDULE	RPI	RPI	RPI	RPI
DIV. I ONLY	6- 16	291	3- 7	118	131	243	243	21	21	
DIV. I NON-CONF.	3- 11	289	0- 4	69	43	215	215	20	20	

TOTALS	RPI 1-25	RPI 26-50	W-L RECORDS	RPI 51-100	RPI 101-999	RPI 201+				
6- 16	0- 1	0- 3	OVERALL	0- 3	6- 9	4- 4				
4- 5	0- 0	0- 1	HOME	0- 0	4- 4	4- 0				
1- 9	0- 1	0- 2	AWAY	0- 3	1- 3	0- 2				
1- 2	0- 0	0- 0	NEUTRAL	0- 0	1- 2	0- 2				
3- 11	0- 1	0- 3	NON-CONFERENCE	0- 2	3- 5	1- 2				
1- 3	0- 0	0- 1	HOME	0- 0	1- 2	1- 0				
1- 6	0- 1	0- 2	AWAY	0- 2	1- 1	0- 0				
1- 2	0- 0	0- 0	NEUTRAL	0- 0	1- 2	0- 2				
3- 5	0- 0	0- 0	CONFERENCE	0- 1	3- 4	3- 2				
3- 2	0- 0	0- 0	HOME	0- 0	3- 2	3- 0				
0- 3	0- 0	0- 0	AWAY	0- 1	0- 2	0- 2				
0- 0	0- 0	0- 0	NEUTRAL	0- 0	0- 0	0- 0				

RPI 1-25				RPI 26-50				RPI 51-100				RPI 101+ Team's RPI: 243			
RPI	S	Opponent	Score	RPI	S	Opponent	Score	RPI	S	Opponent	Score	RPI	S	Opponent	Score
8	A	UCLA	48 68	27	A	Stanford	43 53	52	A	Minnesota	75 101	104	N	UNLV	95 88
				29	A	Arizona St.	48 73	60	A	UC Davis	63 74	117	H	UTEP	62 73
				45	H	Southern California	46 64	74	A	South Dakota	66 75	127	A	Iowa St.	66 89
												150	H	Loyola Marymount	59 67
												170	H	Cal Poly	82 87
												176	H	UC Irvine	71 81
												191	A	Fresno St.	68 56
												217	A	CSUN	55 60
												220	N	SMU	51 73
												246	A	Hawaii	57 63
												246	H	Hawaii	79 57
												247	H	CSU Bakersfield	68 65
												273	N	Sacramento St.	72 99
												299	H	Cal St. Fullerton	63 50
												336	H	Long Beach St.	77 53

LAST 12 Division I GAMES:															
246	A	Hawaii	57 63	336	H	Long Beach St.	77 53	170	H	Cal Poly	82 87	117	H	UTEP	62 73
176	H	UC Irvine	71 81	52	A	Minnesota	75 101	74	A	South Dakota	66 75	127	A	Iowa St.	66 89
217	A	CSUN	55 60	60	A	UC Davis	63 74								
246	H	Hawaii	79 57												
299	H	Cal St. Fullerton	63 50												
60	A	UC Davis	63 74												

Non-Div I Games:

UC Riverside

UC Santa Barbara				Through Games Of Jan. 29, 2018							
Average RPI	Win:	267	WON-LOST	WINNING	LAST 10	STRENGTH OF	OPP. STRENGTH	TEAM	ADJ.	CONF.	ADJ CONF.
Average RPI	Loss:	128	RECORD	PCT. RANK	GAMES	SCHEDULE	OF SCHEDULE	RPI	RPI	RPI	RPI
DIV. I ONLY			7- 12	248	6- 4	109	264	197	197	21	21
DIV. I NON-CONF.			3- 9	280	2- 3	99	245	231	231	20	20

TOTALS		RPI 1-25		RPI 26-50		W-L RECORDS		RPI 51-100	RPI 101-999	RPI 201+	
7- 12		0- 1		0- 1		OVERALL		0- 4	7- 6	6- 3	
3- 4		0- 0		0- 0		HOME		0- 1	3- 3	2- 2	
4- 7		0- 1		0- 1		AWAY		0- 2	4- 3	4- 1	
0- 1		0- 0		0- 0		NEUTRAL		0- 1	0- 0	0- 0	
3- 9		0- 1		0- 1		NON-CONFERENCE		0- 2	3- 5	3- 3	
1- 3		0- 0		0- 0		HOME		0- 0	1- 3	1- 2	
2- 5		0- 1		0- 1		AWAY		0- 1	2- 2	2- 1	
0- 1		0- 0		0- 0		NEUTRAL		0- 1	0- 0	0- 0	
4- 3		0- 0		0- 0		CONFERENCE		0- 2	4- 1	3- 0	
2- 1		0- 0		0- 0		HOME		0- 1	2- 0	1- 0	
2- 2		0- 0		0- 0		AWAY		0- 1	2- 1	2- 0	
0- 0		0- 0		0- 0		NEUTRAL		0- 0	0- 0	0- 0	

RPI 1-25				RPI 26-50				RPI 51-100				RPI 101+ Team's RPI: 197			
RPI	S	Opponent	Score	RPI	S	Opponent	Score	RPI	S	Opponent	Score	RPI	S	Opponent	Score
8	A	UCLA	44 74	38	A	Oregon St.	49 74	60	A	UC Davis	63 69	150	A	Loyola Marymount	61 67
								60	H	UC Davis	61 68	170	H	Cal Poly	73 68
								83	N	UAB	54 67	176	A	UC Irvine	74 77
								87	A	Saint Mary's (CA)	59 89	191	H	Fresno St.	57 64
												205	H	San Diego	58 71
												214	H	Seattle U	71 77
												217	A	CSUN	74 73
												235	H	San Diego St.	77 64
												250	A	New Mexico St.	77 47
												259	A	Santa Clara	63 68
												327	A	Northern Ariz.	96 93
												336	A	Long Beach St.	90 74
												336	H	Long Beach St.	51 44

LAST 12 Division I GAMES:															
				60	A	UC Davis	63 69	336	H	Long Beach St.	51 44				
				336	A	Long Beach St.	90 74	250	A	New Mexico St.	77 47				
				60	H	UC Davis	61 68	235	H	San Diego St.	77 64				
				176	A	UC Irvine	74 77	150	A	Loyola Marymount	61 67				
				217	A	CSUN	74 73	38	A	Oregon St.	49 74				
				170	H	Cal Poly	73 68	8	A	UCLA	44 74				

Non-Div I Games:

Average RPI Win:	159	WON-LOST	WINNING	LAST 10	STRENGTH OF	OPP. STRENGTH	TEAM	ADJ.	CONF.	ADJ CONF.
Average RPI Loss:	85	RECORD	PCT. RANK	GAMES	SCHEDULE	OF SCHEDULE	RPI	RPI	RPI	RPI
DIV. I ONLY	14- 7	77	7- 3	56	67	50	50	8	8	
DIV. I NON-CONF.	8- 5	111	3- 1	62	116	64	64	7	7	

TOTALS	RPI 1-25	RPI 26-50	W-L RECORDS	RPI 51-100	RPI 101-999	RPI 201+				
14- 7	0- 1	0- 1	OVERALL	4- 3	10- 2	3- 0				
8- 2	0- 0	0- 0	HOME	2- 2	6- 0	2- 0				
6- 5	0- 1	0- 1	AWAY	2- 1	4- 2	1- 0				
0- 0	0- 0	0- 0	NEUTRAL	0- 0	0- 0	0- 0				
8- 5	0- 0	0- 0	NON-CONFERENCE	3- 3	5- 2	1- 0				
4- 2	0- 0	0- 0	HOME	1- 2	3- 0	1- 0				
4- 3	0- 0	0- 0	AWAY	2- 1	2- 2	0- 0				
0- 0	0- 0	0- 0	NEUTRAL	0- 0	0- 0	0- 0				
6- 2	0- 1	0- 1	CONFERENCE	1- 0	5- 0	2- 0				
4- 0	0- 0	0- 0	HOME	1- 0	3- 0	1- 0				
2- 2	0- 1	0- 1	AWAY	0- 0	2- 0	1- 0				
0- 0	0- 0	0- 0	NEUTRAL	0- 0	0- 0	0- 0				

RPI	S	Opponent	Score	RPI	S	Opponent	Score	Team's RPI: 50	RPI	S	Opponent	Score	RPI	S	Opponent	Score
2	A	UConn	44 80	31	A	South Fla.	45 62		60	A	UC Davis	62 55	137	H	UNI	53 43
									62	H	IUPUI	63 59	138	H	Wichita St.	59 53
									66	H	Mercer	64 73	148	H	Davidson	62 54
									75	A	Virginia Tech	69 86	156	A	Pacific	74 78
									77	H	Elon	57 71	167	A	Tulsa	47 44
									91	A	Chattanooga	58 57	168	H	Temple	76 46
									92	H	Tulane	59 51	188	A	Samford	51 58
													193	A	Boston U.	47 32
													201	A	Gardner-Webb	65 30
													220	A	SMU	60 42
													220	H	SMU	58 43
													324	H	Ga. Southern	62 38
LAST 12 Division I GAMES:																
167	A	Tulsa	47 44	220	A	SMU	60 42		168	H	Temple	76 46				
220	H	SMU	58 43						148	H	Davidson	62 54				
92	H	Tulane	59 51						156	A	Pacific	74 78				
31	A	South Fla.	45 62						60	A	UC Davis	62 55				
2	A	UConn	44 80						193	A	Boston U.	47 32				
138	H	Wichita St.	59 53													

Non-Div I Games:

UCF

Average RPI Win: 106		WON-LOST	WINNING	LAST 10	STRENGTH OF	OPP. STRENGTH	TEAM	ADJ.	CONF.	ADJ CONF.
Average RPI Loss: 24		RECORD	PCT. RANK	GAMES	SCHEDULE	OF SCHEDULE	RPI	RPI	RPI	RPI
DIV. I ONLY		17- 4	25	8- 2	11	3	8	8	4	4
DIV. I NON-CONF.		9- 2	34	2- 0	25	14	14	14	3	3

TOTALS		RPI 1-25		RPI 26-50	W-L RECORDS		RPI 51-100	RPI 101-999	RPI 201+	
17- 4		1- 2		5- 1	OVERALL		5- 1	6- 0	3- 0	
8- 2		1- 2		3- 0	HOME		0- 0	4- 0	3- 0	
7- 2		0- 0		1- 1	AWAY		4- 1	2- 0	0- 0	
2- 0		0- 0		1- 0	NEUTRAL		1- 0	0- 0	0- 0	
9- 2		1- 1		1- 0	NON-CONFERENCE		3- 1	4- 0	3- 0	
5- 1		1- 1		0- 0	HOME		0- 0	4- 0	3- 0	
2- 1		0- 0		0- 0	AWAY		2- 1	0- 0	0- 0	
2- 0		0- 0		1- 0	NEUTRAL		1- 0	0- 0	0- 0	
8- 2		0- 1		4- 1	CONFERENCE		2- 0	2- 0	0- 0	
3- 1		0- 1		3- 0	HOME		0- 0	0- 0	0- 0	
5- 1		0- 0		1- 1	AWAY		2- 0	2- 0	0- 0	
0- 0		0- 0		0- 0	NEUTRAL		0- 0	0- 0	0- 0	

RPI	S	Opponent	Score	RPI	S	Opponent	Score	RPI	S	Opponent	Score	RPI	S	Opponent	Score
2	H	UConn	60 78	27	A	Stanford	65 76	63	A	Oklahoma St.	72 87	144	A	Washington	86 69
4	H	Oregon	61 70	27	H	Stanford	64 53	65	A	Fordham	67 30	146	A	Colorado	93 55
9	H	Bayl or	82 68	33	A	Cal i forni a	82 46	70	N	Kansas St.	64 55	197	H	UC Santa Barbara	74 44
				33	H	Cal i forni a	60 52	79	A	Washing ton St.	79 71	242	H	Presbyter i an	76 40
				38	H	Oregon St.	84 49	81	A	Utah	81 74	243	H	UC Ri versi de	68 48
				44	N	Creighton	72 63	94	A	Seton Hal l	77 68	249	H	San Jose St.	129 69
LAST 12 Di vi si on I GAMES:															
				79	A	Washington St.	79 71	4	H	Oregon	61 70				
				144	A	Washington	86 69	38	H	Oregon St.	84 49				
				27	H	Stanford	64 53	33	A	Cal i forni a	82 46				
				33	H	Cal i forni a	60 52	27	A	Stanford	65 76				
				146	A	Col orado	93 55	65	A	Fordham	67 30				
				81	A	Utah	81 74	94	A	Seton Hal l	77 68				

Non-Di v I Games:

UCLA

Average RPI Win:	79	WON-LOST	WINNING	LAST 10	STRENGTH OF	OPP. STRENGTH	TEAM	ADJ.	CONF.	ADJ CONF.
Average RPI Loss:	0	RECORD	PCT. RANK	GAMES	SCHEDULE	OF SCHEDULE	RPI	RPI	RPI	RPI
DIV. I ONLY	20- 0	1	10- 0	4	1	2	2	8	8	
DIV. I NON-CONF.	11- 0	1	3- 0	1	1	1	1	7	7	

TOTALS	RPI 1-25	RPI 26-50	W-L RECORDS	RPI 51-100	RPI 101-999	RPI 201+				
20- 0	4- 0	8- 0	OVERALL	2- 0	6- 0	1- 0				
7- 0	2- 0	2- 0	HOME	1- 0	2- 0	0- 0				
9- 0	2- 0	3- 0	AWAY	0- 0	4- 0	1- 0				
4- 0	0- 0	3- 0	NEUTRAL	1- 0	0- 0	0- 0				
11- 0	4- 0	5- 0	NON-CONFERENCE	1- 0	1- 0	0- 0				
3- 0	2- 0	1- 0	HOME	0- 0	0- 0	0- 0				
4- 0	2- 0	1- 0	AWAY	0- 0	1- 0	0- 0				
4- 0	0- 0	3- 0	NEUTRAL	1- 0	0- 0	0- 0				
9- 0	0- 0	3- 0	CONFERENCE	1- 0	5- 0	1- 0				
4- 0	0- 0	1- 0	HOME	1- 0	2- 0	0- 0				
5- 0	0- 0	2- 0	AWAY	0- 0	3- 0	1- 0				
0- 0	0- 0	0- 0	NEUTRAL	0- 0	0- 0	0- 0				

RPI	S	Opponent	Score	RPI	S	Opponent	Score	RPI	S	Opponent	Score	RPI	S	Opponent	Score
1	H	Notre Dame	80 71	26	A	DePaul	103 69	57	N	Duquesne	104 52	164	A	Nevada	88 57
8	A	UCLA	78 60	27	N	Stanford	78 53	92	H	Tulane	98 45	167	H	Tulsa	78 60
11	A	Texas	75 71	31	A	South Fla.	100 49					168	A	Temple	113 57
22	H	Maryland	97 72	33	H	Cal i forni a	82 47					179	A	Memphi s	93 36
				37	N	Okl ahoma	88 64					179	H	Memphi s	97 49
				41	N	Mi chi gan St.	96 62					228	A	East Carol i na	96 35
				49	A	Houston	95 35								
				50	H	UCF	80 44								
LAST 12 Division I GAMES:															
				92	H	Tulane	98 45	50	H	UCF	80 44				
				179	A	Memphi s	93 36	31	A	South Fla.	100 49				
				168	A	Temple	113 57	228	A	East Carol i na	96 35				
				167	H	Tulsa	78 60	179	H	Memphi s	97 49				
				11	A	Texas	75 71	57	N	Duquesne	104 52				
				49	A	Houston	95 35	37	N	Okl ahoma	88 64				

Non-Div I Games:

UConn

UMBC		Average RPI Win: 348	WON-LOST RECORD	WINNING PCT. RANK	LAST 10 GAMES	STRENGTH OF SCHEDULE	OPP. STRENGTH OF SCHEDULE	TEAM RPI	ADJ. RPI	CONF. RPI	ADJ CONF. RPI
		Average RPI Loss: 173									
DIV. I ONLY		1- 19	344	1- 9	169	278	329	329	20	20	
DIV. I NON-CONF.		0- 12	337	0- 4	212	285	340	340	24	24	

TOTALS		RPI 1-25	RPI 26-50	W-L RECORDS		RPI 51-100	RPI 101-999	RPI 201+			
1- 19		0- 0	0- 0	OVERALL		0- 6	1- 13	1- 7			
1- 7		0- 0	0- 0	HOME		0- 3	1- 4	1- 2			
0- 10		0- 0	0- 0	AWAY		0- 3	0- 7	0- 3			
0- 2		0- 0	0- 0	NEUTRAL		0- 0	0- 2	0- 2			
0- 12		0- 0	0- 0	NON-CONFERENCE		0- 3	0- 9	0- 6			
0- 4		0- 0	0- 0	HOME		0- 1	0- 3	0- 1			
0- 6		0- 0	0- 0	AWAY		0- 2	0- 4	0- 3			
0- 2		0- 0	0- 0	NEUTRAL		0- 0	0- 2	0- 2			
1- 7		0- 0	0- 0	CONFERENCE		0- 3	1- 4	1- 1			
1- 3		0- 0	0- 0	HOME		0- 2	1- 1	1- 1			
0- 4		0- 0	0- 0	AWAY		0- 1	0- 3	0- 0			
0- 0		0- 0	0- 0	NEUTRAL		0- 0	0- 0	0- 0			

RPI 1-25				RPI 26-50				RPI 51-100				RPI 101+ Team's RPI: 329			
RPI	S	Opponent	Score	RPI	S	Opponent	Score	RPI	S	Opponent	Score	RPI	S	Opponent	Score
								53	A	Princeton	40 77	109	A	George Mason	38 58
								65	A	Fordham	46 55	155	A	Hartford	54 65
								67	H	Albany (NY)	75 78	160	A	Binghamton	51 81
								72	H	American	48 61	180	A	New Hampshire	51 56
								82	A	Maine	36 69	195	H	Columbia	44 60
								82	H	Maine	50 64	199	H	Denver	48 70
												211	A	Hofstra	55 71
												229	N	St. Bonaventure	54 63
												266	N	North Dakota St.	53 67
												274	H	LIU Brooklyn	52 66
												280	A	Towson	64 95
												292	H	Vermont	58 72
												311	A	UMES	43 66
												348	H	UMass Lowell	66 54

LAST 12 Division I GAMES:															
				82	A	Maine	36 69	292	H	Vermont	58 72				
				160	A	Binghamton	51 81	180	A	New Hampshire	51 56				
				67	H	Albany (NY)	75 78	53	A	Princeton	40 77				
				155	A	Hartford	54 65	311	A	UMES	43 66				
				348	H	UMass Lowell	66 54	109	A	George Mason	38 58				
				82	H	Maine	50 64	199	H	Denver	48 70				

Non-Div I Games: Gettysburg 72 45

UMBC

UMES				Through Games Of Jan. 29, 2018							
Average RPI Win:		313	WON-LOST RECORD	WINNING PCT. RANK	LAST 10 GAMES	STRENGTH OF SCHEDULE	OPP. STRENGTH OF SCHEDULE	TEAM RPI	ADJ. RPI	CONF. RPI	ADJ CONF. RPI
Average RPI Loss:		177									
DIV. I ONLY		4- 14	301	3- 7	258	309	311	311	31	31	
DIV. I NON-CONF.		1- 8	313	1- 2	101	152	283	283	30	30	
<hr/>											
TOTALS		RPI 1-25	RPI 26-50		W-L RECORDS		RPI 51-100	RPI 101-999	RPI 201+		
4- 14		0- 2	0- 0		OVERALL		0- 1	4- 11	4- 7		
3- 4		0- 0	0- 0		HOME		0- 0	3- 4	3- 3		
1- 9		0- 2	0- 0		AWAY		0- 1	1- 6	1- 4		
0- 1		0- 0	0- 0		NEUTRAL		0- 0	0- 1	0- 0		
1- 8		0- 2	0- 0		NON-CONFERENCE		0- 1	1- 5	1- 2		
1- 1		0- 0	0- 0		HOME		0- 0	1- 1	1- 1		
0- 6		0- 2	0- 0		AWAY		0- 1	0- 3	0- 1		
0- 1		0- 0	0- 0		NEUTRAL		0- 0	0- 1	0- 0		
3- 6		0- 0	0- 0		CONFERENCE		0- 0	3- 6	3- 5		
2- 3		0- 0	0- 0		HOME		0- 0	2- 3	2- 2		
1- 3		0- 0	0- 0		AWAY		0- 0	1- 3	1- 3		
0- 0		0- 0	0- 0		NEUTRAL		0- 0	0- 0	0- 0		

RPI 1-25				RPI 26-50				RPI 51-100				RPI 101+ Team's RPI: 311			
RPI	S	Opponent	Score	RPI	S	Opponent	Score	RPI	S	Opponent	Score	RPI	S	Opponent	Score
23	A	Buffalo	41 76					75	A	Virginia Tech	52 90	103	A	Wake Forest	50 92
25	A	Syracuse	45 68									109	A	George Mason	68 82
												151	H	Bethune-Cookman	48 55
												160	N	Binghamton	51 68
												203	H	Hampton	65 70
												224	H	N. C. A&T	45 57
												228	A	East Carolina	54 64
												248	H	Howard	58 52
												260	H	Mt. St. Mary's	63 66
												287	A	Morgan St.	50 63
												298	A	Coppin St.	63 69
												329	H	UMBC	66 43
												330	H	N. C. Central	84 73
												334	A	South Carolina St.	51 54
												345	A	Savannah St.	68 56
<hr/>															
LAST 12 Division I GAMES:															
298	A	Coppin St.	63 69	151	H	Bethune-Cookman	48 55								
248	H	Howard	58 52	203	H	Hampton	65 70								
330	H	N. C. Central	84 73	287	A	Morgan St.	50 63								
224	H	N. C. A&T	45 57	228	A	East Carolina	54 64								
334	A	South Carolina St.	51 54	329	H	UMBC	66 43								
345	A	Savannah St.	68 56	260	H	Mt. St. Mary's	63 66								

Non-Div I Games: Wesley 97 30 Alas. Anchorage 59 **69** Valley Forge 92 38

UMES

Loss, **Non-Conf**, **S Site**, **H Home** **A Away** **N Neutral**

Average RPI Win: 250
Average RPI Loss: 171

WON-LOST
RECORD

WINNING
PCT. RANK

LAST 10
GAMES

STRENGTH OF
SCHEDULE

OPP. STRENGTH
OF SCHEDULE

TEAM
RPI

ADJ.
RPI

CONF.
RPI

ADJ CONF.
RPI

DIV. I ONLY	4- 14	301	4- 5	164	259	252	252	30	30
DIV. I NON-CONF.	1- 11	331	1- 3	131	141	287	287	31	31
<hr/>									
TOTALS	RPI 1-25	RPI 26-50	W-L RECORDS	RPI 51-100	RPI 101-999	RPI 201+			
4- 14	0- 0	0- 1	OVERALL	0- 1	4- 12	3- 4			
0- 5	0- 0	0- 0	HOME	0- 1	0- 4	0- 2			
3- 9	0- 0	0- 1	AWAY	0- 0	3- 8	3- 2			
1- 0	0- 0	0- 0	NEUTRAL	0- 0	1- 0	0- 0			
1- 11	0- 0	0- 1	NON-CONFERENCE	0- 1	1- 9	0- 1			
0- 3	0- 0	0- 0	HOME	0- 1	0- 2	0- 0			
0- 8	0- 0	0- 1	AWAY	0- 0	0- 7	0- 1			
1- 0	0- 0	0- 0	NEUTRAL	0- 0	1- 0	0- 0			
3- 3	0- 0	0- 0	CONFERENCE	0- 0	3- 3	3- 3			
0- 2	0- 0	0- 0	HOME	0- 0	0- 2	0- 2			
3- 1	0- 0	0- 0	AWAY	0- 0	3- 1	3- 1			
0- 0	0- 0	0- 0	NEUTRAL	0- 0	0- 0	0- 0			

RPI 1-25	RPI 26-50	RPI 51-100	RPI 101+	Team's RPI: 252
RPI S Opponent Score	RPI S Opponent Score	RPI S Opponent Score	RPI S Opponent Score	
	47 A Nebraska 60 80	51 H Northern Colo. 73 88	116 A Western Ill. 71 90	
			127 A Iowa St. 45 61	
			134 A Kansas 48 63	
			138 A Wichita St. 63 72	
			167 A Tulsa 52 76	
			172 N Stetson 67 50	
			185 A Fla. Atlantic 55 65	
			190 H Oral Roberts 73 76	
			199 H Denver 68 77	
			214 H Seattle U 58 62	
			247 A CSU Bakersfield 60 58	
			250 A New Mexico St. 62 70	
			264 A Grand Canyon 62 59	
			268 A Illinois St. 53 64	
			304 H Utah Valley 59 66	
			318 A UTRGV 54 52	
LAST 12 Division I GAMES:				
250 A New Mexico St. 62 70	185 A Fla. Atlantic 55 65	172 N Stetson 67 50		
264 A Grand Canyon 62 59	199 H Denver 68 77	51 H Northern Colo. 73 88		
247 A CSU Bakersfield 60 58	138 A Wichita St. 63 72	190 H Oral Roberts 73 76		
214 H Seattle U 58 62				
304 H Utah Valley 59 66				
318 A UTRGV 54 52				

Non-Div I Games: Lincoln (MO) 98 41 Harris-Stowe 114 59 Cent. Christian Bib. 90 10

UMKC

Loss, Non-Conf, S Site, H Home A Away N Neutral

Average RPI Win:	269	WON-LOST	WINNING	LAST 10	STRENGTH OF	OPP. STRENGTH	TEAM	ADJ.	CONF.	ADJ CONF.
Average RPI Loss:	241	RECORD	PCT. RANK	GAMES	SCHEDULE	OF SCHEDULE	RPI	RPI	RPI	RPI
DIV. I ONLY	2- 18	334	0- 10	335	342	348	348	20	20	
DIV. I NON-CONF.	2- 10	300	0- 4	346	347	348	348	24	24	

TOTALS	RPI 1-25	RPI 26-50	W-L RECORDS	RPI 51-100	RPI 101-999	RPI 201+				
2- 18	0- 0	0- 0	OVERALL	0- 1	2- 17	1- 13				
1- 7	0- 0	0- 0	HOME	0- 1	1- 6	0- 4				
1- 11	0- 0	0- 0	AWAY	0- 0	1- 11	1- 9				
0- 0	0- 0	0- 0	NEUTRAL	0- 0	0- 0	0- 0				
2- 10	0- 0	0- 0	NON-CONFERENCE	0- 0	2- 10	1- 10				
1- 4	0- 0	0- 0	HOME	0- 0	1- 4	0- 4				
1- 6	0- 0	0- 0	AWAY	0- 0	1- 6	1- 6				
0- 0	0- 0	0- 0	NEUTRAL	0- 0	0- 0	0- 0				
0- 8	0- 0	0- 0	CONFERENCE	0- 1	0- 7	0- 3				
0- 3	0- 0	0- 0	HOME	0- 1	0- 2	0- 0				
0- 5	0- 0	0- 0	AWAY	0- 0	0- 5	0- 3				
0- 0	0- 0	0- 0	NEUTRAL	0- 0	0- 0	0- 0				

RPI 1-25				RPI 26-50				RPI 51-100				RPI 101+				Team's RPI: 348
RPI	S	Opponent	Score	RPI	S	Opponent	Score	RPI	S	Opponent	Score	RPI	S	Opponent	Score	
								67	H	Albany (NY)	52 61	155	A	Hartford	56 78	
												155	H	Hartford	42 81	
												160	H	Binghamton	46 76	
												180	A	New Hampshire	45 66	
												195	H	Columbia	77 70	
												222	A	Stony Brook	50 59	
												223	H	Holy Cross	56 84	
												232	A	Texas Tech	65 93	
												261	A	Fairfield	67 78	
												263	A	Fairleigh Dickinson	51 60	
												270	A	Colgate	64 84	
												278	H	Cornell	53 71	
												287	H	Morgan St.	59 65	
												288	H	Massachusetts	63 73	
												292	A	Vermont	55 63	
												328	A	Rhode Island	64 81	
												329	A	UMBC	54 66	
												343	A	Saint Peter's	66 60	
												349	A	Longwood	82 84	
LAST 12 Division I GAMES:																
155	A	Hartford	56 78	155	H	Hartford	42 81									
222	A	Stony Brook	50 59	292	A	Vermont	55 63									
160	H	Binghamton	46 76	278	H	Cornell	53 71									
67	H	Albany (NY)	52 61	287	H	Morgan St.	59 65									
180	A	New Hampshire	45 66	288	H	Massachusetts	63 73									
329	A	UMBC	54 66	263	A	Fairleigh Dickinson	51 60									

Non-Div I Games: Fisher 102 47

UMass Lowell

Average RPI Win:	273	WON-LOST	WINNING	LAST 10	STRENGTH OF	OPP. STRENGTH	TEAM	ADJ.	CONF.	ADJ CONF.
Average RPI Loss:	168	RECORD	PCT. RANK	GAMES	SCHEDULE	OF SCHEDULE	RPI	RPI	RPI	RPI
DIV. I ONLY	8- 10	211	7- 3	303	257	258	258	28	28	
DIV. I NON-CONF.	2- 8	290	2- 2	280	169	309	309	28	28	

TOTALS	RPI 1-25	RPI 26-50	W-L RECORDS	RPI 51-100	RPI 101-999	RPI 201+				
8- 10	0- 1	0- 0	OVERALL	0- 1	8- 8	7- 3				
3- 6	0- 0	0- 0	HOME	0- 1	3- 5	2- 1				
5- 4	0- 1	0- 0	AWAY	0- 0	5- 3	5- 2				
0- 0	0- 0	0- 0	NEUTRAL	0- 0	0- 0	0- 0				
2- 8	0- 1	0- 0	NON-CONFERENCE	0- 1	2- 6	2- 2				
1- 4	0- 0	0- 0	HOME	0- 1	1- 3	1- 0				
1- 4	0- 1	0- 0	AWAY	0- 0	1- 3	1- 2				
0- 0	0- 0	0- 0	NEUTRAL	0- 0	0- 0	0- 0				
6- 2	0- 0	0- 0	CONFERENCE	0- 0	6- 2	5- 1				
2- 2	0- 0	0- 0	HOME	0- 0	2- 2	1- 1				
4- 0	0- 0	0- 0	AWAY	0- 0	4- 0	4- 0				
0- 0	0- 0	0- 0	NEUTRAL	0- 0	0- 0	0- 0				

RPI 1-25				RPI 26-50				RPI 51-100				RPI 101+ Team's RPI: 258			
RPI	S	Opponent	Score	RPI	S	Opponent	Score	RPI	S	Opponent	Score	RPI	S	Opponent	Score
18	A	NC State	55 87					66	H	Mercer	56 67	119	H	Middle Tenn.	57 72
												122	H	High Point	45 58
												128	H	Liberty	48 41
												148	A	Davidson	50 58
												177	H	Charlotte	47 51
												187	H	Furman	63 71
												208	A	Radford	67 56
												242	H	Presbyterian	74 76
												251	A	Campbell	60 52
												272	H	Appalachian St.	69 60
												282	A	Wofford	68 70
												305	A	USC Upstate	76 70
												320	A	Western Caro.	52 62
												332	A	Charleston So.	78 61
												337	A	Winthrop	70 48
												349	H	Longwood	82 52

LAST 12 Division I GAMES:															
242	H	Presbyterian	74 76	122	H	High Point	45 58								
332	A	Charleston So.	78 61	251	A	Campbell	60 52								
337	A	Winthrop	70 48	187	H	Furman	63 71								
128	H	Liberty	48 41	272	H	Appalachian St.	69 60								
349	H	Longwood	82 52	305	A	USC Upstate	76 70								
208	A	Radford	67 56	66	H	Mercer	56 67								

Non-Div I Games: Warren Wilson 100 53

UNC Asheville

Average RPI Win:	272	WON-LOST	WINNING	LAST 10	STRENGTH OF	OPP. STRENGTH	TEAM	ADJ.	CONF.	ADJ CONF.
Average RPI Loss:	158	RECORD	PCT. RANK	GAMES	SCHEDULE	OF SCHEDULE	RPI	RPI	RPI	RPI
DIV. I ONLY	6- 12	261	4- 5	162	289	230	230	17	17	
DIV. I NON-CONF.	3- 8	268	1- 2	181	335	254	254	17	17	

TOTALS	RPI 1-25	RPI 26-50	W-L RECORDS	RPI 51-100	RPI 101-999	RPI 201+				
6- 12	0- 1	0- 1	OVERALL	0- 2	6- 8	5- 5				
3- 3	0- 0	0- 0	HOME	0- 0	3- 3	2- 2				
3- 9	0- 1	0- 1	AWAY	0- 2	3- 5	3- 3				
0- 0	0- 0	0- 0	NEUTRAL	0- 0	0- 0	0- 0				
3- 8	0- 1	0- 1	NON-CONFERENCE	0- 0	3- 6	3- 5				
1- 3	0- 0	0- 0	HOME	0- 0	1- 3	1- 2				
2- 5	0- 1	0- 1	AWAY	0- 0	2- 3	2- 3				
0- 0	0- 0	0- 0	NEUTRAL	0- 0	0- 0	0- 0				
3- 4	0- 0	0- 0	CONFERENCE	0- 2	3- 2	2- 0				
2- 0	0- 0	0- 0	HOME	0- 0	2- 0	1- 0				
1- 4	0- 0	0- 0	AWAY	0- 2	1- 2	1- 0				
0- 0	0- 0	0- 0	NEUTRAL	0- 0	0- 0	0- 0				

RPI 1-25				RPI 26-50				RPI 51-100				RPI 101+				Team's RPI: 230
RPI	S	Opponent	Score	RPI	S	Opponent	Score	RPI	S	Opponent	Score	RPI	S	Opponent	Score	
15	A	Duke	54 85	28	A	Virginia	50 68	66	A	Mercer	57 80	122	H	High Point	72 81	
								91	A	Chattanooga	42 49	130	A	ETSU	52 60	
												187	H	Furman	76 74	
												188	A	Samford	48 56	
												202	A	Norfolk St.	63 64	
												208	A	Radford	53 56	
												242	A	Presbyteria n	64 57	
												251	H	Campbel l	61 72	
												282	H	Wofford	66 51	
												284	A	Coastal Caro.	60 54	
												293	A	Eastern Ky.	59 70	
												297	H	Murray St.	52 63	
												316	H	VCU	74 61	
												320	A	Western Caro.	88 67	
LAST 12 Division I GAMES:																
320	A	Western Caro.	88 67	91	A	Chattanooga	42 49	122	H	High Point	72 81	242	A	Presbyteria n	64 57	
188	A	Samford	48 56	202	A	Norfolk St.	63 64	297	H	Murray St.	52 63	15	A	Duke	54 85	
66	A	Mercer	57 80	297	H	Murray St.	52 63									
187	H	Furman	76 74													
282	H	Wofford	66 51													
130	A	ETSU	52 60													

Non-Div I Games: Greensboro 82 34 Tuscul um 69 71 Lees-McRae 78 62 Southern Wesleyan 96 35
UNCG

Loss, Non-Conf, S Site, H Home A Away N Neutral

UNCW		Average RPI Win: 294	WON-LOST RECORD	WINNING PCT. RANK	LAST 10 GAMES	STRENGTH OF SCHEDULE	OPP. STRENGTH OF SCHEDULE	TEAM RPI	ADJ. RPI	CONF. RPI	ADJ CONF. RPI
Average RPI Loss: 150											
DIV. I ONLY	5- 13	286	1- 9	180	236	279	279	10	10		
DIV. I NON-CONF.	5- 4	146	2- 1	326	300	227	227	13	13		

TOTALS	RPI 1-25	RPI 26-50	W-L RECORDS	RPI 51-100	RPI 101-999	RPI 201+					
5- 13	0- 0	0- 1	OVERALL	0- 3	5- 9	5- 3					
4- 5	0- 0	0- 0	HOME	0- 1	4- 4	4- 1					
1- 8	0- 0	0- 1	AWAY	0- 2	1- 5	1- 2					
0- 0	0- 0	0- 0	NEUTRAL	0- 0	0- 0	0- 0					
5- 4	0- 0	0- 0	NON-CONFERENCE	0- 1	5- 3	5- 1					
4- 0	0- 0	0- 0	HOME	0- 0	4- 0	4- 0					
1- 4	0- 0	0- 0	AWAY	0- 1	1- 3	1- 1					
0- 0	0- 0	0- 0	NEUTRAL	0- 0	0- 0	0- 0					
0- 9	0- 0	0- 1	CONFERENCE	0- 2	0- 6	0- 2					
0- 5	0- 0	0- 0	HOME	0- 1	0- 4	0- 1					
0- 4	0- 0	0- 1	AWAY	0- 1	0- 2	0- 1					
0- 0	0- 0	0- 0	NEUTRAL	0- 0	0- 0	0- 0					

RPI 1-25				RPI 26-50				RPI 51-100				RPI 101+ Team's RPI: 279			
RPI	S	Opponent	Score	RPI	S	Opponent	Score	RPI	S	Opponent	Score	RPI	S	Opponent	Score
				42	A	Drexel	42 68	77	A	El on	67 75	119	A	Del aware	62 80
								86	A	North Carol ina	60 86	119	H	Del aware	49 82
								90	H	James Madi son	48 63	140	H	William & Mary	53 66
												153	H	Northeastern	47 54
												162	A	Pi ttsburgh	55 74
												187	A	Furman	71 76
												211	H	Hofstra	61 69
												228	H	East Carol ina	66 62
												280	A	Towson	71 72
												282	A	Wofford	65 60
												284	A	Coastal Caro.	41 57
												313	H	Georgi a St.	74 62
												316	H	VCU	83 67
												330	H	N. C. Central	89 63

LAST 12 Di vi si on I GAMES:															
119	A	Del aware	62 80	153	H	Northeastern	47 54	140	H	William & Mary	53 66	77	A	El on	67 75
90	H	James Madi son	48 63	313	H	Georgi a St.	74 62	282	A	Wofford	65 60	162	A	Pi ttsburgh	55 74
119	H	Del aware	49 82												
42	A	Drexel	42 68												
280	A	Towson	71 72												
211	H	Hofstra	61 69												

Non-Di v I Games: Catawba 74 59 UNC Pembroke 73 64

UNCW

Average RPI Win:	217	WON-LOST	WINNING	LAST 10	STRENGTH OF	OPP. STRENGTH	TEAM	ADJ.	CONF.	ADJ CONF.
Average RPI Loss:	98	RECORD	PCT. RANK	GAMES	SCHEDULE	OF SCHEDULE	RPI	RPI	RPI	RPI
DIV. I ONLY	9- 10	194	7- 3	147	110	137	137	24	24	
DIV. I NON-CONF.	3- 7	254	1- 1	36	6	121	121	22	22	

TOTALS	RPI 1-25	RPI 26-50	W-L RECORDS	RPI 51-100	RPI 101-999	RPI 201+				
9- 10	0- 0	0- 4	OVERALL	2- 2	7- 4	6- 1				
5- 2	0- 0	0- 1	HOME	0- 1	5- 0	4- 0				
3- 8	0- 0	0- 3	AWAY	1- 1	2- 4	2- 1				
1- 0	0- 0	0- 0	NEUTRAL	1- 0	0- 0	0- 0				
3- 7	0- 0	0- 4	NON-CONFERENCE	2- 1	1- 2	0- 1				
1- 2	0- 0	0- 1	HOME	0- 1	1- 0	0- 0				
1- 5	0- 0	0- 3	AWAY	1- 0	0- 2	0- 1				
1- 0	0- 0	0- 0	NEUTRAL	1- 0	0- 0	0- 0				
6- 3	0- 0	0- 0	CONFERENCE	0- 1	6- 2	6- 0				
4- 0	0- 0	0- 0	HOME	0- 0	4- 0	4- 0				
2- 3	0- 0	0- 0	AWAY	0- 1	2- 2	2- 0				
0- 0	0- 0	0- 0	NEUTRAL	0- 0	0- 0	0- 0				

U
N
IU
N
I

RPI	S	Opponent	Score	RPI	S	Opponent	Score	RPI	S	Opponent	Score	RPI	S	Opponent	Score	Team's RPI: 137
30	H	Iowa	47 71	54	N	Wyoming	55 40	126	A	Missouri St.	52 62					
40	A	South Dakota St.	47 57	62	H	IUPUI	48 54	127	H	Iowa St.	57 53					
44	A	Creighton	78 89	70	A	Kansas St.	72 71	141	A	Southern Ill.	53 60					
50	A	UCF	43 53	97	A	Drake	64 81	152	A	North Dakota	72 80					
								233	A	Omaha	74 78					
								236	A	Bradley	51 40					
								256	H	Indiana St.	59 53					
								268	A	Illinois St.	58 36					
								286	H	Valparaiso	77 56					
								308	H	Loyola Chicago	70 41					
								347	H	Evansville	70 41					
								347	H	Evansville	65 41					

LAST 12 Division I GAMES:																
268	A	Illinois St.	58 36	141	A	Southern Ill.	53 60									
236	A	Bradley	51 40	286	H	Valparaiso	77 56									
97	A	Drake	64 81	308	H	Loyola Chicago	70 41									
256	H	Indiana St.	59 53	70	A	Kansas St.	72 71									
347	H	Evansville	65 41	30	H	Iowa	47 71									
126	A	Missouri St.	52 62	233	A	Omaha	74 78									

Non-Div I Games: Wis.-Parkside 92 62

UNI

Average RPI Win:	196	WON-LOST	WINNING	LAST 10	STRENGTH OF	OPP. STRENGTH	TEAM	ADJ.	CONF.	ADJ CONF.
Average RPI Loss:	95	RECORD	PCT. RANK	GAMES	SCHEDULE	OF SCHEDULE	RPI	RPI	RPI	RPI
DIV. I ONLY	11- 8	127	6- 4	58	125	104	104	16	16	
DIV. I NON-CONF.	5- 6	187	1- 3	8	81	93	93	16	16	

TOTALS	RPI 1-25	RPI 26-50	W-L RECORDS	RPI 51-100	RPI 101-999	RPI 201+				
11- 8	0- 3	0- 1	OVERALL	2- 1	9- 3	6- 1				
7- 4	0- 2	0- 0	HOME	0- 1	7- 1	4- 0				
4- 2	0- 0	0- 1	AWAY	2- 0	2- 1	2- 0				
0- 2	0- 1	0- 0	NEUTRAL	0- 0	0- 1	0- 1				
5- 6	0- 3	0- 1	NON-CONFERENCE	1- 1	4- 1	2- 1				
4- 3	0- 2	0- 0	HOME	0- 1	4- 0	2- 0				
1- 1	0- 0	0- 1	AWAY	1- 0	0- 0	0- 0				
0- 2	0- 1	0- 0	NEUTRAL	0- 0	0- 1	0- 1				
6- 2	0- 0	0- 0	CONFERENCE	1- 0	5- 2	4- 0				
3- 1	0- 0	0- 0	HOME	0- 0	3- 1	2- 0				
3- 1	0- 0	0- 0	AWAY	1- 0	2- 1	2- 0				
0- 0	0- 0	0- 0	NEUTRAL	0- 0	0- 0	0- 0				

RPI 1-25				RPI 26-50				RPI 51-100				RPI 101+ Team's RPI: 104			
RPI	S	Opponent	Score	RPI	S	Opponent	Score	RPI	S	Opponent	Score	RPI	S	Opponent	Score
3	H	Mississippi St.	63 103	27	A	Stanford	33 74	52	H	Minnesota	72 79	133	H	Portland St.	88 80
23	N	Buffalo	53 80					55	A	Gonzaga	52 50	149	H	Colorado St.	56 52
25	H	Syracuse	55 69					71	A	New Mexico	68 66	176	H	UC Irvine	73 54
												191	H	Fresno St.	72 74
												198	A	Boise St.	60 69
												211	H	Hofstra	68 52
												235	A	San Diego St.	75 64
												243	N	UC Riverside	88 95
												249	H	San Jose St.	79 60
												264	H	Grand Canyon	76 47
												295	A	Utah St.	63 54
												321	H	Air Force	69 57
LAST 12 Division I GAMES:															
235	A	San Diego St.	75 64	249	H	San Jose St.	79 60								
191	H	Fresno St.	72 74	198	A	Boise St.	60 69								
149	H	Colorado St.	56 52	25	H	Syracuse	55 69								
71	A	New Mexico	68 66	3	H	Mississippi St.	63 103								
321	H	Air Force	69 57	27	A	Stanford	33 74								
295	A	Utah St.	63 54	55	A	Gonzaga	52 50								

Non-Div I Games:

UNLV

Average RPI Win:	319	WON-LOST	WINNING	LAST 10	STRENGTH OF	OPP. STRENGTH	TEAM	ADJ.	CONF.	ADJ CONF.
Average RPI Loss:	175	RECORD	PCT. RANK	GAMES	SCHEDULE	OF SCHEDULE	RPI	RPI	RPI	RPI
DIV. I ONLY	4- 14	301	3- 6	215	331	305	305	22	22	
DIV. I NON-CONF.	2- 10	300	2- 3	205	342	332	332	21	21	

TOTALS	RPI 1-25	RPI 26-50	W-L RECORDS	RPI 51-100	RPI 101-999	RPI 201+				
4- 14	0- 0	0- 1	OVERALL	0- 2	4- 11	4- 6				
3- 6	0- 0	0- 0	HOME	0- 0	3- 6	3- 4				
1- 8	0- 0	0- 1	AWAY	0- 2	1- 5	1- 2				
0- 0	0- 0	0- 0	NEUTRAL	0- 0	0- 0	0- 0				
2- 10	0- 0	0- 0	NON-CONFERENCE	0- 2	2- 8	2- 5				
2- 4	0- 0	0- 0	HOME	0- 0	2- 4	2- 3				
0- 6	0- 0	0- 0	AWAY	0- 2	0- 4	0- 2				
0- 0	0- 0	0- 0	NEUTRAL	0- 0	0- 0	0- 0				
2- 4	0- 0	0- 1	CONFERENCE	0- 0	2- 3	2- 1				
1- 2	0- 0	0- 0	HOME	0- 0	1- 2	1- 1				
1- 2	0- 0	0- 1	AWAY	0- 0	1- 1	1- 0				
0- 0	0- 0	0- 0	NEUTRAL	0- 0	0- 0	0- 0				

RPI 1-25				RPI 26-50				RPI 51-100				RPI 101+				Team's RPI: 305	
RPI	S	Opponent	Score	RPI	S	Opponent	Score	RPI	S	Opponent	Score	RPI	S	Opponent	Score		
				34	A	FGCU	60 93										
								63	A	Oklahoma St.	71 108	115	H	Jacksonville	45 71		
								75	A	Virginia Tech	56 87	140	A	William & Mary	63 83		
												172	A	Stetson	61 62		
												187	H	Furman	59 80		
												201	A	Gardner-Webb	39 60		
												228	A	East Carolina	53 66		
												233	H	Omaha	66 69		
												242	H	Presbyteria n	69 83		
												245	H	North Florida	61 65		
												251	A	Campbel l	49 69		
												258	H	UNC Asheville	70 76		
												269	H	Kennesaw St.	65 61		
												330	H	N. C. Central	66 61		
												334	H	South Carolina St.	63 44		
												341	A	NJIT	95 57		
LAST 12 Division I GAMES:																	
				269	H	Kennesaw St.	65 61					330	H	N. C. Central	66 61		
				115	H	Jacksonville	45 71					63	A	Oklahoma St.	71 108		
				245	H	North Florida	61 65					258	H	UNC Asheville	70 76		
				34	A	FGCU	60 93					334	H	South Carolina St.	63 44		
				172	A	Stetson	61 62					140	A	William & Mary	63 83		
				341	A	NJIT	95 57					187	H	Furman	59 80		

Non-Div I Games: Brevard 109 39 Converse 71 51 Bob Jones 79 45

USC Upstate

Average RPI Win: 243
Average RPI Loss: 138

WON-LOST
RECORD

WINNING
PCT. RANK

LAST 10
GAMES

STRENGTH OF
SCHEDULE

OPP. STRENGTH
OF SCHEDULE

TEAM
RPI

ADJ.
RPI

CONF.
RPI

ADJ CONF.
RPI

DIV. I ONLY	11- 10	161	5- 5	284	138	209	209	23	23
DIV. I NON-CONF.	6- 5	153	1- 1	223	50	156	156	23	23
<hr/>									
TOTALS	RPI 1-25	RPI 26-50	W-L RECORDS	RPI 51-100	RPI 101-999	RPI 201+			
11- 10	0- 0	0- 1	OVERALL	0- 5	11- 4	7- 3			
8- 2	0- 0	0- 1	HOME	0- 1	8- 0	4- 0			
3- 8	0- 0	0- 0	AWAY	0- 4	3- 4	3- 3			
0- 0	0- 0	0- 0	NEUTRAL	0- 0	0- 0	0- 0			
6- 5	0- 0	0- 1	NON-CONFERENCE	0- 4	6- 0	3- 0			
5- 1	0- 0	0- 1	HOME	0- 0	5- 0	2- 0			
1- 4	0- 0	0- 0	AWAY	0- 4	1- 0	1- 0			
0- 0	0- 0	0- 0	NEUTRAL	0- 0	0- 0	0- 0			
5- 5	0- 0	0- 0	CONFERENCE	0- 1	5- 4	4- 3			
3- 1	0- 0	0- 0	HOME	0- 1	3- 0	2- 0			
2- 4	0- 0	0- 0	AWAY	0- 0	2- 4	2- 3			
0- 0	0- 0	0- 0	NEUTRAL	0- 0	0- 0	0- 0			

RPI 1-25				RPI 26-50				RPI 51-100				RPI 101+				Team's RPI: 209			
RPI	S	Opponent	Score	RPI	S	Opponent	Score	RPI	S	Opponent	Score	RPI	S	Opponent	Score				
				49	H	Houston	58 62					70	A	Kansas St.	56 70	113	A	Li t t l e R o c k	57 59
												73	A	Georgi a T e c h	52 80	159	H	Loui s i a n a	63 61
												81	A	Utah	41 71	163	H	S a n F r a n c i s c o	56 54
												88	H	South A l a.	63 76	190	H	O r a l R o b e r t s	70 46
												93	A	Arkansas	57 91	191	H	F r e s n o S t.	67 54
																204	A	Arkansas S t.	80 85
																218	H	T r o y	76 57
																220	H	S M U	58 55
																272	A	A p p a l a c h i a n S t.	64 60
																284	A	C o a s t a l C a r o.	76 89
																301	H	I n c a r n a t e W o r d	61 48
																313	A	G e o r g i a S t.	81 76
																314	A	U T S A	69 68
																324	A	G a. S o u t h e r n	68 73
																330	H	L a. - M o n r o e	70 61
LAST 12 Division I GAMES:																			
				324	A	G a. S o u t h e r n	68 73	88	H	South A l a.	63 76								
				313	A	G e o r g i a S t.	81 76	218	H	T r o y	76 57								
				330	H	L a. - M o n r o e	70 61	272	A	A p p a l a c h i a n S t.	64 60								
				159	H	Loui s i a n a	63 61	284	A	C o a s t a l C a r o.	76 89								
				204	A	Arkansas S t.	80 85	163	H	S a n F r a n c i s c o	56 54								
				113	A	Li t t l e R o c k	57 59	93	A	Arkansas	57 91								

Non-Div I Games:

UT Arlington

Average RPI Win:	290	WON-LOST	WINNING	LAST 10	STRENGTH OF	OPP. STRENGTH	TEAM	ADJ.	CONF.	ADJ CONF.
Average RPI Loss:	135	RECORD	PCT. RANK	GAMES	SCHEDULE	OF SCHEDULE	RPI	RPI	RPI	RPI
DIV. I ONLY	8- 12	229	6- 4	205	250	227	227	26	26	
DIV. I NON-CONF.	2- 8	290	0- 2	120	97	268	268	27	27	

TOTALS	RPI 1-25	RPI 26-50	W-L RECORDS	RPI 51-100	RPI 101-999	RPI 201+				
8- 12	0- 1	0- 1	OVERALL	0- 3	8- 7	7- 4				
4- 3	0- 0	0- 0	HOME	0- 1	4- 2	4- 1				
4- 7	0- 1	0- 1	AWAY	0- 1	4- 4	3- 2				
0- 2	0- 0	0- 0	NEUTRAL	0- 1	0- 1	0- 1				
2- 8	0- 1	0- 1	NON-CONFERENCE	0- 2	2- 4	2- 2				
2- 1	0- 0	0- 0	HOME	0- 0	2- 1	2- 0				
0- 5	0- 1	0- 1	AWAY	0- 1	0- 2	0- 1				
0- 2	0- 0	0- 0	NEUTRAL	0- 1	0- 1	0- 1				
6- 4	0- 0	0- 0	CONFERENCE	0- 1	6- 3	5- 2				
2- 2	0- 0	0- 0	HOME	0- 1	2- 1	2- 1				
4- 2	0- 0	0- 0	AWAY	0- 0	4- 2	3- 1				
0- 0	0- 0	0- 0	NEUTRAL	0- 0	0- 0	0- 0				

RPI 1-25				RPI 26-50				RPI 51-100				RPI 101+ Team's RPI: 227			
RPI	S	Opponent	Score	RPI	S	Opponent	Score	RPI	S	Opponent	Score	RPI	S	Opponent	Score
5	A	Louisville	56 91	46	A	Purdue	58 60	76	H	Belmont	63 65	135	A	SIUE	70 73
								87	N	Saint Mary's (CA)	58 69	141	A	Southern Ill.	72 84
								91	A	Chattanooga	82 87	165	A	Jacksonville St.	61 57
												175	H	Northwestern	63 71
												204	A	Arkansas St.	73 84
												206	N	Eastern Wash.	58 61
												215	H	Morehead St.	76 81
												224	H	N.C. A&T	76 63
												244	A	Austin Peay	62 69
												293	H	Eastern Ky.	77 49
												297	A	Murray St.	97 80
												320	H	Western Caro.	62 54
												333	A	Tennessee Tech	67 51
												344	A	Eastern Ill.	72 44
												346	H	Tennessee St.	80 68
LAST 12 Division I GAMES:															
333	A	Tennessee Tech	67 51	297	A	Murray St.	97 80								
165	A	Jacksonville St.	61 57	244	A	Austin Peay	62 69								
135	A	SIUE	70 73	76	H	Belmont	63 65								
344	A	Eastern Ill.	72 44	346	H	Tennessee St.	80 68								
215	H	Morehead St.	76 81	206	N	Eastern Wash.	58 61								
293	H	Eastern Ky.	77 49	46	A	Purdue	58 60								

Non-Div I Games: Rhodes 90 49 Ala.-Huntsville 104 73

UT Martin

Average RPI Win:	231	WON-LOST	WINNING	LAST 10	STRENGTH OF	OPP. STRENGTH	TEAM	ADJ.	CONF.	ADJ CONF.
Average RPI Loss:	148	RECORD	PCT. RANK	GAMES	SCHEDULE	OF SCHEDULE	RPI	RPI	RPI	RPI
DIV. I ONLY	13- 7	88	6- 4	178	263	117	117	18	18	
DIV. I NON-CONF.	9- 4	82	4- 1	253	301	124	124	19	19	

TOTALS	RPI 1-25	RPI 26-50	W-L RECORDS	RPI 51-100	RPI 101-999	RPI 201+				
13- 7	0- 0	0- 0	OVERALL	1- 2	12- 5	9- 2				
7- 2	0- 0	0- 0	HOME	1- 1	6- 1	4- 0				
4- 5	0- 0	0- 0	AWAY	0- 1	4- 4	4- 2				
2- 0	0- 0	0- 0	NEUTRAL	0- 0	2- 0	1- 0				
9- 4	0- 0	0- 0	NON-CONFERENCE	1- 2	8- 2	7- 2				
5- 1	0- 0	0- 0	HOME	1- 1	4- 0	4- 0				
2- 3	0- 0	0- 0	AWAY	0- 1	2- 2	2- 2				
2- 0	0- 0	0- 0	NEUTRAL	0- 0	2- 0	1- 0				
4- 3	0- 0	0- 0	CONFERENCE	0- 0	4- 3	2- 0				
2- 1	0- 0	0- 0	HOME	0- 0	2- 1	0- 0				
2- 2	0- 0	0- 0	AWAY	0- 0	2- 2	2- 0				
0- 0	0- 0	0- 0	NEUTRAL	0- 0	0- 0	0- 0				

RPI 1-25				RPI 26-50				RPI 51-100				RPI 101+				Team's RPI: 117
RPI	S	Opponent	Score	RPI	S	Opponent	Score	RPI	S	Opponent	Score	RPI	S	Opponent	Score	
								71	H	New Mexico	35 59	114	A	Rice	42 56	
								92	A	Tulane	56 67	119	H	Middle Tenn.	45 54	
								93	H	Arkansas	64 61	177	H	Charlotte	67 58	
												185	A	Fla. Atlantic	66 72	
												185	H	Fla. Atlantic	75 70	
												188	N	Samford	46 33	
												204	A	Arkansas St.	73 76	
												228	N	East Carolina	93 79	
												234	A	North Texas	50 48	
												240	H	Texas Southern	65 55	
												243	A	UC Riverside	73 62	
												247	H	CSU Bakersfield	67 56	
												250	A	New Mexico St.	68 76	
												262	H	A&M-Corpus Christi	69 49	
												285	A	FIU	77 76	
												299	A	Cal St. Fullerton	92 91	
												326	H	Houston Baptist	69 62	

LAST 12 Division I GAMES:																
				234	A	North Texas	50 48					285	A	FIU	77 76	
				114	A	Rice	42 56					243	A	UC Riverside	73 62	
				185	H	Fla. Atlantic	75 70					299	A	Cal St. Fullerton	92 91	
				119	H	Middle Tenn.	45 54					92	A	Tulane	56 67	
				177	H	Charlotte	67 58					188	N	Samford	46 33	
				185	A	Fla. Atlantic	66 72					228	N	East Carolina	93 79	

Non-Div I Games:

UTEP

Average RPI Win: 297
Average RPI Loss: 206

WON-LOST
RECORD

WINNING
PCT. RANK

LAST 10
GAMES

STRENGTH OF
SCHEDULE

OPP. STRENGTH
OF SCHEDULE

















































TEAM
RPI

ADJ.
RPI

CONF.
RPI





ADJ CONF.
RPI

DIV. I ONLY	8- 10	211	2- 8	345	307	318	318	30	30
DIV. I NON-CONF.	7- 5	132	3- 3	329	302	243	243	31	31
<hr/>									
TOTALS	RPI 1-25	RPI 26-50	W-L RECORDS	RPI 51-100	RPI 101-999	RPI 201+			
8- 10	0- 0	0- 1	OVERALL	0- 1	8- 8	8- 7			
7- 4	0- 0	0- 1	HOME	0- 0	7- 3	7- 3			
1- 6	0- 0	0- 0	AWAY	0- 1	1- 5	1- 4			
0- 0	0- 0	0- 0	NEUTRAL	0- 0	0- 0	0- 0			
7- 5	0- 0	0- 1	NON-CONFERENCE	0- 1	7- 3	7- 2			
6- 1	0- 0	0- 1	HOME	0- 0	6- 0	6- 0			
1- 4	0- 0	0- 0	AWAY	0- 1	1- 3	1- 2			
0- 0	0- 0	0- 0	NEUTRAL	0- 0	0- 0	0- 0			
1- 5	0- 0	0- 0	CONFERENCE	0- 0	1- 5	1- 5			
1- 3	0- 0	0- 0	HOME	0- 0	1- 3	1- 3			
0- 2	0- 0	0- 0	AWAY	0- 0	0- 2	0- 2			
0- 0	0- 0	0- 0	NEUTRAL	0- 0	0- 0	0- 0			

RPI 1-25	RPI 26-50	RPI 51-100	RPI 101+	Team's RPI: 318
RPI S Opponent Score	RPI S Opponent Score	RPI S Opponent Score	RPI S Opponent Score	
	45  Southern Cal i forn i a 64  71	63  Okl ahoma St. 38  80	178  Wi scons i n 54  82	
			214  Seattle U 56  64	
			232  Texas Tech 64  80	
			247  CSU Bakersfi el d 64  67	
			252  UMKC 52  54	
			262  A&M-Corpus Christi 41  71	
			262  A&M-Corpus Christi 56 53	
			264  Grand Canyon 59  65	
			266  North Dakota St. 82 79	
			283  Prai ri e Vi ew 78 62	
			288  Massachusetts 67 59	
			291  Cani si us 63 46	
			304  Utah Valley 60  69	
			314  UTSA 70 58	
			335  Flori da A&M 51 38	
			339  Chi cago St. 81 44	
LAST 12 Di vi si on I GAMES:				
339  Chi cago St. 81 44	45  Southern Cal i forn i a 64  71	291  Cani si us 63 46		
214  Seattle U 56  64	232  Texas Tech 64  80	178  Wi scons i n 54  82		
304  Utah Valley 60  69	266  North Dakota St. 82 79	314  UTSA 70 58		
264  Grand Canyon 59  65				
247  CSU Bakersfi el d 64  67				
252  UMKC 52  54				

Non-Di v I Games: Texas Lutheran 78 43 Concordi a (TX) 67 49 Tri ni ty (TX) 62 57

UTRGV

 Loss,  Non-Conf, S Site,  Home  Away N Neutral

U
T
S
A

U
T
S
A

UTSA

Average RPI Win:	175	WON-LOST	WINNING	LAST 10	STRENGTH OF	OPP. STRENGTH	TEAM	ADJ.	CONF.	ADJ CONF.
Average RPI Loss:	48	RECORD	PCT. RANK	GAMES	SCHEDULE	OF SCHEDULE	RPI	RPI	RPI	RPI
DIV. I ONLY	14- 7	77	5- 5	82	62	81	81	4	4	
DIV. I NON-CONF.	9- 2	34	2- 0	144	189	44	44	3	3	

TOTALS	RPI 1-25	RPI 26-50	W-L RECORDS	RPI 51-100	RPI 101-999	RPI 201+				
14- 7	0- 2	2- 3	OVERALL	2- 1	10- 1	6- 0				
8- 5	0- 2	1- 3	HOME	1- 0	6- 0	4- 0				
6- 2	0- 0	1- 0	AWAY	1- 1	4- 1	2- 0				
0- 0	0- 0	0- 0	NEUTRAL	0- 0	0- 0	0- 0				
9- 2	0- 0	1- 0	NON-CONFERENCE	1- 1	7- 1	4- 0				
7- 0	0- 0	1- 0	HOME	1- 0	5- 0	3- 0				
2- 2	0- 0	0- 0	AWAY	0- 1	2- 1	1- 0				
0- 0	0- 0	0- 0	NEUTRAL	0- 0	0- 0	0- 0				
5- 5	0- 2	1- 3	CONFERENCE	1- 0	3- 0	2- 0				
1- 5	0- 2	0- 3	HOME	0- 0	1- 0	1- 0				
4- 0	0- 0	1- 0	AWAY	1- 0	2- 0	1- 0				
0- 0	0- 0	0- 0	NEUTRAL	0- 0	0- 0	0- 0				

RPI 1-25				RPI 26-50				RPI 51-100				RPI 101+			
RPI	S	Opponent	Score	RPI	S	Opponent	Score	RPI	S	Opponent	Score	RPI	S	Opponent	Score
4	H	Oregon	68 84	29	A	Arizona St.	58 56	79	A	Washington St.	81 79	124	A	BYU	68 77
8	H	UCLA	74 81	29	H	Arizona St.	81 83	85	A	Alabama	60 65	131	A	Weber St.	85 58
				38	H	Oregon St.	58 69	87	H	Saint Mary's (CA)	74 63	144	A	Washington	74 65
				45	H	Southern Cal i forni a	47 58					164	H	Nevada	87 61
				46	H	Purdue	81 68					190	H	Oral Roberts	71 50
												209	H	UT Arlington	71 41
												226	H	Pepperdi ne	89 65
												277	A	Ari zona	80 56
												277	H	Ari zona	89 55
												295	A	Utah St.	79 44
												301	H	Incarnate Word	90 31
LAST 12 Division I GAMES:															
4	H	Oregon	68 84	79	A	Washington St.	81 79	144	A	Washington	74 65	29	H	Arizona St.	81 83
38	H	Oregon St.	58 69	277	A	Arizona	80 56	277	H	Arizona	89 55	190	H	Oral Roberts	71 50
277	A	Arizona	80 56	45	H	Southern Cal i forni a	47 58	295	A	Utah St.	79 44				
29	A	Arizona St.	58 56	8	H	UCLA	74 81								

Non-Div I Games:

Utah

U
t
a
h
S
t
.

Utah St.				Through Games Of Jan. 29, 2018							
Average RPI	Win:	179	WON-LOST	WINNING	LAST 10	STRENGTH OF	OPP. STRENGTH	TEAM	ADJ.	CONF.	ADJ CONF.
Average RPI	Loss:	188	RECORD	PCT. RANK	GAMES	SCHEDULE	OF SCHEDULE	RPI	RPI	RPI	RPI
DIV. I ONLY			4- 16	306	3- 7	204	214	295	295	16	16
DIV. I NON-CONF.			1- 9	318	0- 2	216	305	317	317	16	16

TOTALS	RPI 1-25			RPI 26-50		W-L RECORDS		RPI 51-100		RPI 101-999	RPI 201+
4- 16	0- 0			0- 1		OVERALL		0- 2		4- 13	1- 6
3- 5	0- 0			0- 0		HOME		0- 1		3- 4	1- 1
1- 9	0- 0			0- 0		AWAY		0- 1		1- 8	0- 4
0- 2	0- 0			0- 1		NEUTRAL		0- 0		0- 1	0- 1
1- 9	0- 0			0- 1		NON-CONFERENCE		0- 1		1- 7	0- 4
0- 3	0- 0			0- 0		HOME		0- 1		0- 2	0- 1
1- 4	0- 0			0- 0		AWAY		0- 0		1- 4	0- 2
0- 2	0- 0			0- 1		NEUTRAL		0- 0		0- 1	0- 1
3- 7	0- 0			0- 0		CONFERENCE		0- 1		3- 6	1- 2
3- 2	0- 0			0- 0		HOME		0- 0		3- 2	1- 0
0- 5	0- 0			0- 0		AWAY		0- 1		0- 4	0- 2
0- 0	0- 0			0- 0		NEUTRAL		0- 0		0- 0	0- 0

U
t
a
h
S
t
.

RPI 1-25				RPI 26-50				RPI 51-100				RPI 101+ Team's RPI: 295			
RPI	S	Opponent	Score	RPI	S	Opponent	Score	RPI	S	Opponent	Score	RPI	S	Opponent	Score
				38	N	Oregon St.	55 94	54	A	Wyoming	44 61	104	H	UNLV	54 63
								81	H	Utah	44 79	124	A	BYU	76 69
												143	A	Idaho St.	44 64
												149	A	Colorado St.	45 56
												164	H	Nevada	79 57
												176	A	UC Irvine	84 87
												191	A	Fresno St.	56 57
												191	H	Fresno St.	60 52
												198	H	Boise St.	42 64
												199	H	Denver	72 74
												210	N	Montana St.	52 64
												235	H	San Diego St.	62 58
												249	A	San Jose St.	66 79
												277	H	Arizona	49 65
												304	A	Utah Valley	43 61
												307	A	Southern Utah	67 70
												321	A	Air Force	50 57

LAST 12 Division I GAMES:															
				191	H	Fresno St.	60 52	104	H	UNLV	54 63				
				321	A	Air Force	50 57	191	A	Fresno St.	56 57				
				54	A	Wyoming	44 61	235	H	San Diego St.	62 58				
				198	H	Boise St.	42 64	249	A	San Jose St.	66 79				
				164	H	Nevada	79 57	81	H	Utah	44 79				
				149	A	Colorado St.	45 56	199	H	Denver	72 74				

Non-Div I Games: Dixie St. 92 72

Utah St.

Average RPI Win:	286	WON-LOST	WINNING	LAST 10	STRENGTH OF	OPP. STRENGTH	TEAM	ADJ.	CONF.	ADJ CONF.
Average RPI Loss:	202	RECORD	PCT. RANK	GAMES	SCHEDULE	OF SCHEDULE	RPI	RPI	RPI	RPI
DIV. I ONLY	7- 12	248	4- 5	339	296	304	304	30	30	
DIV. I NON-CONF.	4- 9	249	2- 3	319	274	331	331	31	31	

TOTALS	RPI 1-25	RPI 26-50	W-L RECORDS	RPI 51-100	RPI 101-999	RPI 201+				
7- 12	0- 0	0- 1	OVERALL	0- 0	7- 11	6- 7				
5- 3	0- 0	0- 0	HOME	0- 0	5- 3	4- 2				
2- 9	0- 0	0- 0	AWAY	0- 0	2- 1	2- 1				
0- 0	0- 0	0- 0	NEUTRAL	0- 0	0- 0	0- 0				
4- 9	0- 0	0- 1	NON-CONFERENCE	0- 0	4- 8	3- 4				
4- 2	0- 0	0- 0	HOME	0- 0	4- 2	3- 1				
0- 7	0- 0	0- 1	AWAY	0- 0	0- 6	0- 3				
0- 0	0- 0	0- 0	NEUTRAL	0- 0	0- 0	0- 0				
3- 3	0- 0	0- 0	CONFERENCE	0- 0	3- 3	3- 3				
1- 1	0- 0	0- 0	HOME	0- 0	1- 1	1- 1				
2- 2	0- 0	0- 0	AWAY	0- 0	2- 2	2- 2				
0- 0	0- 0	0- 0	NEUTRAL	0- 0	0- 0	0- 0				

RPI 1-25				RPI 26-50				RPI 51-100				RPI 101+ Team's RPI: 304			
RPI	S	Opponent	Score	RPI	S	Opponent	Score	RPI	S	Opponent	Score	RPI	S	Opponent	Score
				38	A	Oregon St.	41 98					124	A	BYU	54 75
												131	A	Weber St.	57 75
												143	H	Idaho St.	58 70
												170	H	Cal Poly	89 70
												199	A	Denver	53 72
												206	A	Eastern Wash.	41 61
												226	A	Pepperdine	44 71
												247	A	CSU Bakersfield	58 63
												250	H	New Mexico St.	72 82
												252	A	UMKC	66 59
												264	A	Grand Canyon	61 81
												295	H	Utah St.	61 43
												299	H	Cal St. Fullerton	36 73
												300	A	Portland	64 71
												307	H	Southern Utah	69 61
												318	H	UTRGV	69 60
												321	H	Air Force	59 56
												339	A	Chicago St.	68 30

LAST 12 Division I GAMES:															
				264	A	Grand Canyon	61 81					199	A	Denver	53 72
				250	H	New Mexico St.	72 82					299	H	Cal St. Fullerton	36 73
				318	H	UTRGV	69 60					170	H	Cal Poly	89 70
				339	A	Chicago St.	68 30					143	H	Idaho St.	58 70
				252	A	UMKC	66 59					295	H	Utah St.	61 43
				247	A	CSU Bakersfield	58 63					321	H	Air Force	59 56

Non-Div I Games: Dixie St. 72 63 Antelope Valley 78 54

Utah Valley

Loss, Non-Conf, S Site, H Home A Away N Neutral

V
C
U

V
C
U

VCU

Average RPI Win:	315	WON-LOST	WINNING	LAST 10	STRENGTH OF	OPP. STRENGTH	TEAM	ADJ.	CONF.	ADJ CONF.
Average RPI Loss:	142	RECORD	PCT. RANK	GAMES	SCHEDULE	OF SCHEDULE	RPI	RPI	RPI	RPI
DIV. I ONLY	8- 10	211	4- 6	342	215	286	286	24	24	
DIV. I NON-CONF.	5- 4	146	2- 0	340	226	239	239	22	22	

TOTALS	RPI 1-25	RPI 26-50	W-L RECORDS	RPI 51-100	RPI 101-999	RPI 201+				
8- 10	0- 0	0- 1	OVERALL	0- 1	8- 8	8- 2				
6- 2	0- 0	0- 0	HOME	0- 0	6- 2	6- 2				
2- 8	0- 0	0- 0	AWAY	0- 0	2- 0	2- 0				
0- 0	0- 0	0- 0	NEUTRAL	0- 0	0- 0	0- 0				
5- 4	0- 0	0- 1	NON-CONFERENCE	0- 0	5- 3	5- 0				
3- 0	0- 0	0- 0	HOME	0- 0	3- 0	3- 0				
2- 4	0- 0	0- 1	AWAY	0- 0	2- 3	2- 0				
0- 0	0- 0	0- 0	NEUTRAL	0- 0	0- 0	0- 0				
3- 6	0- 0	0- 0	CONFERENCE	0- 1	3- 5	3- 2				
3- 2	0- 0	0- 0	HOME	0- 0	3- 2	3- 2				
0- 4	0- 0	0- 0	AWAY	0- 1	0- 3	0- 0				
0- 0	0- 0	0- 0	NEUTRAL	0- 0	0- 0	0- 0				

RPI 1-25				RPI 26-50				RPI 51-100				RPI 101+ Team's RPI: 286			
RPI	S	Opponent	Score	RPI	S	Opponent	Score	RPI	S	Opponent	Score	RPI	S	Opponent	Score
				46	A	Purdue	49 95	97	A	Drake	50 86	110	A	Miami (OH)	68 77
												126	A	Missouri St.	60 83
												128	A	Liberty	40 61
												137	A	UNI	56 77
												141	A	Southern Ill.	63 74
												142	A	Bowling Green	77 90
												236	H	Bradley	69 88
												256	H	Indiana St.	54 67
												264	H	Grand Canyon	80 75
												268	H	Illinois St.	56 50
												303	H	Fort Wayne	68 50
												308	H	Loyola Chicago	76 60
												339	H	Chicago St.	71 60
												344	A	Eastern Ill.	76 67
												347	H	Evansville	101 59
												349	A	Longwood	81 68
LAST 12 Division I GAMES:															
256	H	Indiana St.	54 67	268	H	Illinois St.	56 50								
347	H	Evansville	101 59	137	A	UNI	56 77								
141	A	Southern Ill.	63 74	97	A	Drake	50 86								
126	A	Missouri St.	60 83	303	H	Fort Wayne	68 50								
308	H	Loyola Chicago	76 60	344	A	Eastern Ill.	76 67								
236	H	Bradley	69 88	339	H	Chicago St.	71 60								

Non-Div I Games: Ind.-Northwest 99 59 Ind.-Kokomo 81 47

Val parai so

Loss, Non-Conf, S Site, H Home A Away N Neutral

Average RPI Win:	138	WON-LOST	WINNING	LAST 10	STRENGTH OF	OPP. STRENGTH	TEAM	ADJ.	CONF.	ADJ CONF.
Average RPI Loss:	56	RECORD	PCT. RANK	GAMES	SCHEDULE	OF SCHEDULE	RPI	RPI	RPI	RPI
DIV. I ONLY	5- 17	300	2- 8	5	13	129	129	2	2	
DIV. I NON-CONF.	4- 10	267	1- 3	26	22	148	148	2	2	

TOTALS	RPI 1-25	RPI 26-50	W-L RECORDS	RPI 51-100	RPI 101-999	RPI 201+				
5- 17	0- 8	0- 3	OVERALL	1- 3	4- 3	1- 0				
3- 9	0- 5	0- 1	HOME	1- 1	2- 2	1- 0				
2- 6	0- 2	0- 2	AWAY	0- 2	2- 0	0- 0				
0- 2	0- 1	0- 0	NEUTRAL	0- 0	0- 1	0- 0				
4- 10	0- 3	0- 2	NON-CONFERENCE	0- 2	4- 3	1- 0				
2- 5	0- 1	0- 1	HOME	0- 1	2- 2	1- 0				
2- 3	0- 1	0- 1	AWAY	0- 1	2- 0	0- 0				
0- 2	0- 1	0- 0	NEUTRAL	0- 0	0- 1	0- 0				
1- 7	0- 5	0- 1	CONFERENCE	1- 1	0- 0	0- 0				
1- 4	0- 4	0- 0	HOME	1- 0	0- 0	0- 0				
0- 3	0- 1	0- 1	AWAY	0- 1	0- 0	0- 0				
0- 0	0- 0	0- 0	NEUTRAL	0- 0	0- 0	0- 0				

RPI 1-25				RPI 26-50				RPI 51-100				RPI 101+ Team's RPI: 129			
RPI	S	Opponent	Score	RPI	S	Opponent	Score	RPI	S	Opponent	Score	RPI	S	Opponent	Score
5	A	Louisville	57 79	32	H	Ball St.	79 88	76	H	Belmont	74 111	105	A	Saint Louis	74 69
10	A	Tennessee	73 86	35	A	LSU	65 85	85	A	Alabama	75 77	111	A	George Washington	69 59
12	H	Missouri	70 81	36	A	Central Mich.	75 92	92	A	Tulane	59 71	119	H	Middle Tenn.	54 65
14	H	Texas A&M	67 91					95	H	Kentucky	70 55	127	H	Iowa St.	77 74
16	H	Georgia	52 81									178	N	Wisconsin	71 73
17	H	South Carolina	82 95									179	H	Memphis	60 71
18	H	NC State	72 83									253	H	Lipscomb	92 82
25	N	Syracuse	78 84												
LAST 12 Division I GAMES:															
14	H	Texas A&M	67 91	16	H	Georgia	52 81	253	H	Lipscomb	92 82				
85	A	Alabama	75 77	35	A	LSU	65 85	76	H	Belmont	74 111				
17	H	South Carolina	82 95					18	H	NC State	72 83				
95	H	Kentucky	70 55					179	H	Memphis	60 71				
12	H	Missouri	70 81												
10	A	Tennessee	73 86												

Non-Div I Games:

Vanderbilt

Average RPI Win:	278	WON-LOST	WINNING	LAST 10	STRENGTH OF	OPP. STRENGTH	TEAM	ADJ.	CONF.	ADJ CONF.
Average RPI Loss:	157	RECORD	PCT. RANK	GAMES	SCHEDULE	OF SCHEDULE	RPI	RPI	RPI	RPI
DIV. I ONLY	5- 14	292	4- 6	241	199	292	292	20	20	
DIV. I NON-CONF.	2- 10	300	1- 4	269	144	335	335	24	24	

TOTALS	RPI 1-25	RPI 26-50	W-L RECORDS	RPI 51-100	RPI 101-999	RPI 201+				
5- 14	0- 0	0- 0	OVERALL	0- 5	5- 9	4- 4				
4- 6	0- 0	0- 0	HOME	0- 2	4- 4	3- 0				
1- 8	0- 0	0- 0	AWAY	0- 0	1- 0	1- 0				
0- 0	0- 0	0- 0	NEUTRAL	0- 0	0- 0	0- 0				
2- 10	0- 0	0- 0	NON-CONFERENCE	0- 3	2- 7	2- 3				
2- 5	0- 0	0- 0	HOME	0- 2	2- 3	2- 0				
0- 5	0- 0	0- 0	AWAY	0- 1	0- 4	0- 3				
0- 0	0- 0	0- 0	NEUTRAL	0- 0	0- 0	0- 0				
3- 4	0- 0	0- 0	CONFERENCE	0- 2	3- 2	2- 1				
2- 1	0- 0	0- 0	HOME	0- 0	2- 1	1- 0				
1- 3	0- 0	0- 0	AWAY	0- 2	1- 1	1- 1				
0- 0	0- 0	0- 0	NEUTRAL	0- 0	0- 0	0- 0				

RPI 1-25				RPI 26-50				RPI 51-100				RPI 101+				Team's RPI: 292
RPI	S	Opponent	Score	RPI	S	Opponent	Score	RPI	S	Opponent	Score	RPI	S	Opponent	Score	
								59	A	Mi ami (FL)	49 73	107	A	Dartmouth	56 66	
								67	A	Al bany (NY)	55 67	153	H	Northeastern	66 71	
								72	H	Ameri can	62 64	155	H	Hartford	53 47	
								82	A	Main e	55 64	180	H	New Hampshi re	49 52	
								90	H	James Madi son	56 68	193	H	Boston U.	41 57	
												195	H	Col umbi a	66 73	
												222	A	Stony Brook	57 80	
												223	A	Holy Cross	53 64	
												248	H	Howard	88 65	
												265	A	Ri der	49 64	
												285	A	FIU	70 80	
												309	H	Central Conn. St.	62 48	
												329	A	UMBC	72 58	
												348	H	UMass Lowel l	63 55	

LAST 12 Di vi si on I GAMES:																
				67	A	Al bany (NY)	55 67	348	H	UMass Lowel l	63 55					
				155	H	Hartford	53 47	285	A	FIU	70 80					
				180	H	New Hampshi re	49 52	309	H	Central Conn. St.	62 48					
				82	A	Main e	55 64	153	H	Northeastern	66 71					
				222	A	Stony Brook	57 80	223	A	Holy Cross	53 64					
				329	A	UMBC	72 58	193	H	Boston U.	41 57					

Non-Di v I Games: Norwi ch 75 31

Vermont

Average RPI Win:	133	WON-LOST	WINNING	LAST 10	STRENGTH OF	OPP. STRENGTH	TEAM	ADJ.	CONF.	ADJ CONF.
Average RPI Loss:	63	RECORD	PCT. RANK	GAMES	SCHEDULE	OF SCHEDULE	RPI	RPI	RPI	RPI
DIV. I ONLY	17- 5	35	6- 4	35	63	21	21	6	6	
DIV. I NON-CONF.	10- 1	16	0- 1	19	165	9	9	5	5	

TOTALS	RPI 1-25	RPI 26-50	W-L RECORDS	RPI 51-100	RPI 101-999	RPI 201+				
17- 5	1- 1	1- 1	OVERALL	5- 2	10- 1	2- 0				
4- 3	1- 1	1- 0	HOME	0- 1	2- 1	0- 0				
10- 2	0- 0	0- 1	AWAY	3- 1	7- 0	2- 0				
3- 0	0- 0	0- 0	NEUTRAL	2- 0	1- 0	0- 0				
10- 1	1- 0	0- 0	NON-CONFERENCE	3- 0	6- 1	2- 0				
2- 1	1- 0	0- 0	HOME	0- 0	1- 1	0- 0				
5- 0	0- 0	0- 0	AWAY	1- 0	4- 0	2- 0				
3- 0	0- 0	0- 0	NEUTRAL	2- 0	1- 0	0- 0				
7- 4	0- 1	1- 1	CONFERENCE	2- 2	4- 0	0- 0				
2- 2	0- 1	1- 0	HOME	0- 1	1- 0	0- 0				
5- 2	0- 0	0- 1	AWAY	2- 1	3- 0	0- 0				
0- 0	0- 0	0- 0	NEUTRAL	0- 0	0- 0	0- 0				

RPI 1-25				Team's RPI: 21			
RPI	S	Opponent	Score				
15	H	Duke	64 55				
20	H	Marquette	57 67				

RPI 26-50			
RPI	S	Opponent	Score
26	H	DePaul	84 58
44	A	Creighton	54 69

RPI 51-100			
RPI	S	Opponent	Score
53	A	Princeton	62 59
56	A	St. John's (NY)	64 70
72	N	American	65 60
89	A	Butler	69 67
89	H	Butler	53 76
90	N	James Madison	60 57
94	A	Seton Hall	67 59

RPI 101+			
RPI	S	Opponent	Score
108	H	Penn	77 79
125	A	Georgetown	60 58
154	H	Saint Joseph's	79 44
155	A	Hartford	71 53
168	A	Temple	69 65
173	N	Lehigh	62 42
184	A	Providence	63 55
194	A	Xavier	89 50
194	H	Xavier	75 57
221	A	La Salle	76 49
261	A	Fairfield	73 44

LAST 12 Division I GAMES:			
89	A	Butler	69 67
194	A	Xavier	89 50
20	H	Marquette	57 67
26	H	DePaul	84 58
108	H	Penn	77 79
56	A	St. John's (NY)	64 70
94	A	Seton Hall	67 59
125	A	Georgetown	60 58
194	H	Xavier	75 57
89	H	Butler	53 76
184	A	Providence	63 55
44	A	Creighton	54 69

Non-Div I Games:

Villanova

Average RPI Win:	129	WON-LOST	WINNING	LAST 10	STRENGTH OF	OPP. STRENGTH	TEAM	ADJ.	CONF.	ADJ CONF.
Average RPI Loss:	26	RECORD	PCT. RANK	GAMES	SCHEDULE	OF SCHEDULE	RPI	RPI	RPI	RPI
DIV. I ONLY	15- 7	74	9- 1	14	11	28	28	1	1	
DIV. I NON-CONF.	7- 6	165	3- 0	14	16	74	74	1	1	

TOTALS	RPI 1-25	RPI 26-50	W-L RECORDS	RPI 51-100	RPI 101-999	RPI 201+				
15- 7	2- 5	0- 1	OVERALL	6- 1	7- 0	4- 0				
10- 3	1- 2	0- 0	HOME	3- 1	6- 0	4- 0				
3- 4	1- 3	0- 1	AWAY	1- 0	1- 0	0- 0				
2- 0	0- 0	0- 0	NEUTRAL	2- 0	0- 0	0- 0				
7- 6	0- 4	0- 1	NON-CONFERENCE	3- 1	4- 0	4- 0				
5- 3	0- 2	0- 0	HOME	1- 1	4- 0	4- 0				
0- 3	0- 2	0- 1	AWAY	0- 0	0- 0	0- 0				
2- 0	0- 0	0- 0	NEUTRAL	2- 0	0- 0	0- 0				
8- 1	2- 1	0- 0	CONFERENCE	3- 0	3- 0	0- 0				
5- 0	1- 0	0- 0	HOME	2- 0	2- 0	0- 0				
3- 1	1- 1	0- 0	AWAY	1- 0	1- 0	0- 0				
0- 0	0- 0	0- 0	NEUTRAL	0- 0	0- 0	0- 0				

RPI 1-25				RPI 26-50				RPI 51-100				RPI 101+			
RPI	S	Opponent	Score	RPI	S	Opponent	Score	RPI	S	Opponent	Score	RPI	S	Opponent	Score
3	A	Mississippi St.	53 68	48	A	Dayton	46 61	57	H	Duquesne	63 74	118	H	Clemson	70 41
15	A	Duke	48 55					68	H	Harvard	50 48	162	H	Pittsburgh	62 50
16	H	Georgia	61 64					69	N	Indiana	82 72	181	A	Boston College	68 57
18	A	NC State	73 63					73	A	Georgia Tech	62 56	203	H	Hampton	66 62
19	A	Rutgers	43 52					75	H	Virginia Tech	61 52	230	H	UNCG	68 50
22	H	Maryland	59 60					78	N	Ohio	77 59	238	H	Manhattan	69 47
25	H	Syracuse	68 63					86	H	North Carolina	82 70	309	H	Central Conn. St.	103 59

LAST 12 Division I GAMES:															
73	A	Georgia Tech	62 56	18	A	NC State	73 63	25	H	Syracuse	68 63	162	H	Pittsburgh	62 50
86	H	North Carolina	82 70	25	H	Syracuse	68 63	162	H	Pittsburgh	62 50	238	H	Manhattan	69 47
75	H	Virginia Tech	61 52	181	A	Boston College	68 57	69	N	Indiana	82 72	78	N	Ohio	77 59
15	A	Duke	48 55	118	H	Clemson	70 41								

Non-Div I Games:

Virginia

Average RPI Win:	176	WON-LOST	WINNING	LAST 10	STRENGTH OF	OPP. STRENGTH	TEAM	ADJ.	CONF.	ADJ CONF.
Average RPI Loss:	33	RECORD	PCT. RANK	GAMES	SCHEDULE	OF SCHEDULE	RPI	RPI	RPI	RPI
DIV. I ONLY	14- 8	100	4- 6	47	41	75	75	1	1	
DIV. I NON-CONF.	11- 2	23	3- 0	160	135	50	50	1	1	

TOTALS	RPI 1-25	RPI 26-50	W-L RECORDS	RPI 51-100	RPI 101-999	RPI 201+				
14- 8	0- 4	2- 2	OVERALL	3- 2	9- 0	5- 0				
10- 3	0- 2	1- 0	HOME	2- 1	7- 0	4- 0				
3- 3	0- 2	0- 1	AWAY	1- 0	2- 0	1- 0				
1- 2	0- 0	1- 1	NEUTRAL	0- 1	0- 0	0- 0				
11- 2	0- 0	2- 1	NON-CONFERENCE	2- 1	7- 0	5- 0				
7- 0	0- 0	1- 0	HOME	1- 0	5- 0	4- 0				
3- 0	0- 0	0- 0	AWAY	1- 0	2- 0	1- 0				
1- 2	0- 0	1- 1	NEUTRAL	0- 1	0- 0	0- 0				
3- 6	0- 4	0- 1	CONFERENCE	1- 1	2- 0	0- 0				
3- 3	0- 2	0- 0	HOME	1- 1	2- 0	0- 0				
0- 3	0- 2	0- 1	AWAY	0- 0	0- 0	0- 0				
0- 0	0- 0	0- 0	NEUTRAL	0- 0	0- 0	0- 0				

RPI 1-25				RPI 26-50				RPI 51-100				Team's RPI : 75				RPI 101+			
RPI	S	Opponent	Score	RPI	S	Opponent	Score	RPI	S	Opponent	Score	RPI	S	Opponent	Score	RPI	S	Opponent	Score
5	A	Louisville	56 67	28	A	Virginia	52 61	59	H	Miami (FL)	78 82	122	H	High Point	86 63				
7	A	Florida St.	62 107	39	N	West Virginia	61 79	73	H	Georgia Tech	68 62	162	H	Pittsburgh	89 66				
15	H	Duke	75 86	42	N	Drexel	79 67	89	N	Butler	77 79	181	H	Boston College	89 58				
18	H	NC State	51 68	50	H	UCF	86 69	91	A	Chattanooga	64 44	192	A	Illinois	96 49				
								99	H	Auburn	72 63	208	H	Radford	68 42				
												302	A	Monmouth	84 34				
												305	H	USC Upstate	87 56				
												311	H	UMES	90 52				
												325	H	Wagner	99 32				

LAST 12 Division I GAMES:																			
59	H	Miami (FL)	78 82	5	A	Louisville	56 67	181	H	Boston College	89 58								
73	H	Georgia Tech	68 62	28	A	Virginia	52 61	18	H	NC State	51 68								
28	A	Virginia	52 61	15	H	Duke	75 86	122	H	High Point	86 63								
7	A	Florida St.	62 107	42	N	Drexel	79 67	302	A	Monmouth	84 34								
162	H	Pittsburgh	89 66	50	H	UCF	86 69	91	A	Chattanooga	64 44								

Non-Div I Games:

Virginia Tech

Average RPI Win: 313
Average RPI Loss: 195

WON-LOST
RECORD

WINNING
PCT. RANK

LAST 10
GAMES

STRENGTH OF
SCHEDULE

OPP. STRENGTH
OF SCHEDULE

TEAM
RPI

ADJ.
RPI

CONF.
RPI

ADJ CONF.
RPI

DIV. I ONLY	2- 17	331	1- 9	211	317	325	325	29	29
DIV. I NON-CONF.	1- 9	318	1- 2	121	264	297	297	29	29
TOTALS	RPI 1-25	RPI 26-50	W-L RECORDS	RPI 51-100	RPI 101-999	RPI 201+			
2- 17	0- 0	0- 0	OVERALL	0- 4	2- 13	2- 9			
1- 6	0- 0	0- 0	HOME	0- 1	1- 5	1- 2			
1- 11	0- 0	0- 0	AWAY	0- 3	1- 8	1- 7			
0- 0	0- 0	0- 0	NEUTRAL	0- 0	0- 0	0- 0			
1- 9	0- 0	0- 0	NON-CONFERENCE	0- 4	1- 5	1- 3			
1- 2	0- 0	0- 0	HOME	0- 1	1- 1	1- 0			
0- 7	0- 0	0- 0	AWAY	0- 3	0- 4	0- 3			
0- 0	0- 0	0- 0	NEUTRAL	0- 0	0- 0	0- 0			
1- 8	0- 0	0- 0	CONFERENCE	0- 0	1- 8	1- 6			
0- 4	0- 0	0- 0	HOME	0- 0	0- 4	0- 2			
1- 4	0- 0	0- 0	AWAY	0- 0	1- 4	1- 4			
0- 0	0- 0	0- 0	NEUTRAL	0- 0	0- 0	0- 0			

RPI 1-25				RPI 26-50				RPI 51-100				RPI 101+ Team's RPI: 325			
RPI	S	Opponent	Score	RPI	S	Opponent	Score	RPI	S	Opponent	Score	RPI	S	Opponent	Score
								53	H	Princeton	37 58	147	H	Saint Francis (PA)	76 79
								67	A	Albany (NY)	44 89	157	H	Robert Morris	52 58
								75	A	Virginia Tech	32 99	168	A	Temple	36 70
								90	A	James Madison	45 68	180	H	New Hampshire	53 65
												222	A	Stony Brook	50 69
												237	A	Lafayette	52 70
												257	H	Sacred Heart	55 72
												260	A	Mt. St. Mary's	56 79
												263	H	Fairleigh Dickinson	64 74
												274	A	LIU Brooklyn	69 74
												275	A	St. Francis Brooklyn	76 80
												276	A	Bryant	75 66
												280	A	Towson	42 64
												309	A	Central Conn. St.	56 59
												349	H	Longwood	60 43
LAST 12 Division I GAMES:															
				260	A	Mt. St. Mary's	56 79					263	H	Fairleigh Dickinson	64 74
				147	H	Saint Francis (PA)	76 79					309	A	Central Conn. St.	56 59
				157	H	Robert Morris	52 58					276	A	Bryant	75 66
				275	A	St. Francis Brooklyn	76 80					237	A	Lafayette	52 70
				274	A	LIU Brooklyn	69 74					53	H	Princeton	37 58
				257	H	Sacred Heart	55 72					349	H	Longwood	60 43

Non-Div I Games: Staten Island 63 58

Wagner

Average RPI Win:	197	WON-LOST	WINNING	LAST 10	STRENGTH OF	OPP. STRENGTH	TEAM	ADJ.	CONF.	ADJ CONF.
Average RPI Loss:	55	RECORD	PCT. RANK	GAMES	SCHEDULE	OF SCHEDULE	RPI	RPI	RPI	RPI
DIV. I ONLY	10- 12	203	3- 7	39	35	103	103	1	1	
DIV. I NON-CONF.	8- 5	111	3- 0	204	117	128	128	1	1	

TOTALS	RPI 1-25	RPI 26-50	W-L RECORDS	RPI 51-100	RPI 101-999	RPI 201+				
10- 12	0- 6	0- 0	OVERALL	2- 5	8- 1	5- 1				
5- 6	0- 4	0- 0	HOME	1- 2	4- 0	3- 0				
5- 4	0- 2	0- 0	AWAY	1- 2	4- 0	2- 0				
0- 2	0- 0	0- 0	NEUTRAL	0- 1	0- 1	0- 1				
8- 5	0- 1	0- 0	NON-CONFERENCE	1- 3	7- 1	5- 1				
5- 1	0- 0	0- 0	HOME	1- 1	4- 0	3- 0				
3- 2	0- 1	0- 0	AWAY	0- 1	3- 0	2- 0				
0- 2	0- 0	0- 0	NEUTRAL	0- 1	0- 1	0- 1				
2- 7	0- 5	0- 0	CONFERENCE	1- 2	1- 0	0- 0				
0- 5	0- 4	0- 0	HOME	0- 1	0- 0	0- 0				
2- 2	0- 1	0- 0	AWAY	1- 1	1- 0	0- 0				
0- 0	0- 0	0- 0	NEUTRAL	0- 0	0- 0	0- 0				

RPI	S	Opponent	Score
1	H	Notre Dame	73 96
5	A	Louisville	52 89
7	H	Florida St.	79 81
15	H	Duke	67 80
18	H	NC State	68 82
19	A	Rutgers	51 65

RPI	S	Opponent	Score
-----	---	----------	-------

RPI	S	Opponent	Score
52	N	Minnesota	81 93
59	A	Miami (FL)	61 50
73	A	Georgia Tech	67 79
77	H	Elon	53 51
80	A	Penn St.	58 68
86	H	North Carolina	76 79
94	H	Seton Hall	57 67

RPI	S	Opponent	Score
162	A	Pittsburgh	58 49
177	H	Charlotte	71 69
194	A	Xavier	62 57
211	N	Hofstra	66 69
225	A	Richmond	85 81
240	H	Texas Southern	73 56
255	A	Col. of Charleston	77 40
272	H	Appalachian St.	78 49
311	H	UMES	92 50

LAST 12 Division I GAMES:

5	A	Louisville	52	89	59	A	Miami (FL)	61	50
18	H	NC State	68	82	162	A	Pittsburgh	58	49
73	A	Georgia Tech	67	79	1	H	Notre Dame	73	96
7	H	Florida St.	79	81	255	A	Col. of Charleston	77	40
86	H	North Carolina	76	79	177	H	Charlotte	71	69
15	H	Duke	67	80	311	H	UMES	92	50

Wake Forest

Wake Forest

Non-Div I Games:

Wake Forest

Average RPI Win:	169	WON-LOST	WINNING	LAST 10	STRENGTH OF	OPP. STRENGTH	TEAM	ADJ.	CONF.	ADJ CONF.
Average RPI Loss:	65	RECORD	PCT. RANK	GAMES	SCHEDULE	OF SCHEDULE	RPI	RPI	RPI	RPI
DIV. I ONLY	7- 14	261	1- 9	31	22	144	144	4	4	
DIV. I NON-CONF.	6- 5	153	1- 1	74	84	106	106	3	3	

TOTALS	RPI 1-25	RPI 26-50	W-L RECORDS	RPI 51-100	RPI 101-999	RPI 201+				
7- 14	0- 4	1- 4	OVERALL	1- 3	5- 3	3- 0				
5- 5	0- 1	0- 1	HOME	1- 1	4- 2	3- 0				
1- 7	0- 2	0- 3	AWAY	0- 1	1- 1	0- 0				
1- 2	0- 1	1- 0	NEUTRAL	0- 1	0- 0	0- 0				
6- 5	0- 2	1- 0	NON-CONFERENCE	0- 1	5- 2	3- 0				
4- 1	0- 0	0- 0	HOME	0- 0	4- 1	3- 0				
1- 2	0- 1	0- 0	AWAY	0- 0	1- 1	0- 0				
1- 2	0- 1	1- 0	NEUTRAL	0- 1	0- 0	0- 0				
1- 9	0- 2	0- 4	CONFERENCE	1- 2	0- 1	0- 0				
1- 4	0- 1	0- 1	HOME	1- 1	0- 1	0- 0				
0- 5	0- 1	0- 3	AWAY	0- 1	0- 0	0- 0				
0- 0	0- 0	0- 0	NEUTRAL	0- 0	0- 0	0- 0				

RPI 1-25				RPI 26-50				RPI 51-100				RPI 101+ Team's RPI: 144			
RPI	S	Opponent	Score	RPI	S	Opponent	Score	RPI	S	Opponent	Score	RPI	S	Opponent	Score
4	A	Oregon	83 94	27	A	Stanford	45 71	79	A	Washington St.	75 78	124	H	BYU	80 72
6	A	Ohio St.	76 85	33	A	Cal i forn i a	60 69	79	H	Washington St.	56 49	143	H	Idaho St.	59 79
8	H	UCLA	69 86	38	A	Oregon St.	63 75	81	H	Utah	65 74	146	H	Col orado	61 66
11	N	Texas	68 92	44	N	Creighton	67 64	86	N	North Carol i na	78 90	161	A	Idaho	81 69
				45	H	Southern Cal i forn i a	61 72					198	A	Boise St.	62 85

LAST 12 Division I GAMES:															
45	H	Southern Cal i forn i a	61 72	146	H	Col orado	61 66	4	A	Oregon	83 94	214	H	Seattle U	84 76
8	H	UCLA	69 86	81	H	Utah	65 74	38	A	Oregon St.	63 75	264	H	Grand Canyon	79 65
79	H	Washington St.	56 49	4	A	Oregon	83 94	214	H	Seattle U	84 76	300	H	Portl and	93 67
79	A	Washington St.	75 78	38	A	Oregon St.	63 75								
27	A	Stanford	45 71	86	N	North Carol i na	78 90								
33	A	Cal i forn i a	60 69												

Non-Div I Games:

Washington

Average RPI Win:	122	WON-LOST	WINNING	LAST 10	STRENGTH OF	OPP. STRENGTH	TEAM	ADJ.	CONF.	ADJ CONF.
Average RPI Loss:	54	RECORD	PCT. RANK	GAMES	SCHEDULE	OF SCHEDULE	RPI	RPI	RPI	RPI
DIV. I ONLY	9- 13	225	2- 8	9	30	79	79	4	4	
DIV. I NON-CONF.	7- 5	132	2- 0	7	65	33	33	3	3	

TOTALS	RPI 1-25	RPI 26-50	W-L RECORDS	RPI 51-100	RPI 101-999	RPI 201+				
9- 13	1- 2	1- 5	OVERALL	0- 5	7- 1	0- 0				
4- 5	0- 1	0- 1	HOME	0- 3	4- 0	0- 0				
3- 7	0- 1	1- 3	AWAY	0- 2	2- 1	0- 0				
2- 1	1- 0	0- 1	NEUTRAL	0- 0	1- 0	0- 0				
7- 5	1- 0	1- 1	NON-CONFERENCE	0- 4	5- 0	0- 0				
2- 2	0- 0	0- 0	HOME	0- 2	2- 0	0- 0				
3- 2	0- 0	1- 0	AWAY	0- 2	2- 0	0- 0				
2- 1	1- 0	0- 1	NEUTRAL	0- 0	1- 0	0- 0				
2- 8	0- 2	0- 4	CONFERENCE	0- 1	2- 1	0- 0				
2- 3	0- 1	0- 1	HOME	0- 1	2- 0	0- 0				
0- 5	0- 1	0- 3	AWAY	0- 0	0- 1	0- 0				
0- 0	0- 0	0- 0	NEUTRAL	0- 0	0- 0	0- 0				

RPI 1-25				RPI 26-50				RPI 51-100				RPI 101+			
RPI	S	Opponent	Score	RPI	S	Opponent	Score	RPI	S	Opponent	Score	RPI	S	Opponent	Score
4	A	Oregon	56 89	27	A	Stanford	57 70	55	H	Gonzaga	56 64	105	H	Saint Louis	85 63
8	H	UCLA	71 79	31	N	South Fla.	45 82	60	A	UC Davis	76 91	130	N	ETSU	80 76
19	N	Rutgers	63 60	33	A	Cal i forni a	60 66	81	H	Utah	79 81	143	H	Idaho St.	72 55
				38	A	Oregon St.	53 71	87	A	Saint Mary's (CA)	75 81	144	A	Washi ngton	49 56
				45	H	Southern Cal i forni a	72 73	95	H	Kentucky	68 73	144	H	Washi ngton	78 75
				47	A	Nebraska	73 61					146	H	Col orado	89 75
Team's RPI: 79															
LAST 12 Division I GAMES:															
				8	H	UCLA	71 79	81	H	Utah	79 81				
				45	H	Southern Cal i forni a	72 73	146	H	Col orado	89 75				
				144	A	Washi ngton	49 56	38	A	Oregon St.	53 71				
				144	H	Washi ngton	78 75	4	A	Oregon	56 89				
				33	A	Cal i forni a	60 66	47	A	Nebraska	73 61				
				27	A	Stanford	57 70	198	A	Boi se St.	61 53				

Non-Div I Games:

Washington St.

Average RPI Win:	228	WON-LOST	WINNING	LAST 10	STRENGTH OF	OPP. STRENGTH	TEAM	ADJ.	CONF.	ADJ CONF.
Average RPI Loss:	147	RECORD	PCT. RANK	GAMES	SCHEDULE	OF SCHEDULE	RPI	RPI	RPI	RPI
DIV. I ONLY	12- 5	67	7- 3	308	142	131	131	19	19	
DIV. I NON-CONF.	6- 3	87	3- 1	314	149	180	180	14	14	

TOTALS	RPI 1-25	RPI 26-50	W-L RECORDS	RPI 51-100	RPI 101-999	RPI 201+				
12- 5	0- 1	0- 0	OVERALL	1- 1	11- 3	8- 1				
7- 1	0- 0	0- 0	HOME	1- 1	6- 0	4- 0				
5- 4	0- 1	0- 0	AWAY	0- 0	5- 3	4- 1				
0- 0	0- 0	0- 0	NEUTRAL	0- 0	0- 0	0- 0				
6- 3	0- 1	0- 0	NON-CONFERENCE	0- 1	6- 1	6- 0				
4- 1	0- 0	0- 0	HOME	0- 1	4- 0	4- 0				
2- 2	0- 1	0- 0	AWAY	0- 0	2- 1	2- 0				
0- 0	0- 0	0- 0	NEUTRAL	0- 0	0- 0	0- 0				
6- 2	0- 0	0- 0	CONFERENCE	1- 0	5- 2	2- 1				
3- 0	0- 0	0- 0	HOME	1- 0	2- 0	0- 0				
3- 2	0- 0	0- 0	AWAY	0- 0	3- 2	2- 1				
0- 0	0- 0	0- 0	NEUTRAL	0- 0	0- 0	0- 0				

RPI 1-25				RPI 26-50				RPI 51-100				RPI 101+				Team's RPI: 131
RPI	S	Opponent	Score	RPI	S	Opponent	Score	RPI	S	Opponent	Score	RPI	S	Opponent	Score	
4	A	Oregon	87 114					51	H	Northern Colo.	82 73	133	A	Portland St.	64 77	
								81	H	Utah	58 85	143	A	Idaho St.	76 70	
												143	H	Idaho St.	84 73	
												152	H	North Dakota	80 69	
												191	A	Fresno St.	78 81	
												217	A	CSUN	64 61	
												226	H	Pepperdine	71 61	
												273	A	Sacramento St.	78 56	
												300	A	Portland	91 70	
												301	H	Incarnate Word	79 55	
												304	H	Utah Valley	75 57	
												307	A	Southern Utah	77 64	
												321	H	Air Force	62 52	
												327	A	Northern Ariz.	75 76	

LAST 12 Division I GAMES:																
143	H	Idaho St.	84 73	327	A	Northern Ariz.	75 76	143	A	Idaho St.	76 70	191	A	Fresno St.	78 81	
133	A	Portland St.	64 77					300	A	Portland	91 70	321	H	Air Force	62 52	
273	A	Sacramento St.	78 56					226	H	Pepperdine	71 61					
152	H	North Dakota	80 69													
51	H	Northern Colo.	82 73													
307	A	Southern Utah	77 64													

Non-Div I Games: Westminster (UT) 64 58 Antelope Valley 80 70

Weber St.

Average RPI Win:	171	WON-LOST	WINNING	LAST 10	STRENGTH OF	OPP. STRENGTH	TEAM	ADJ.	CONF.	ADJ CONF.
Average RPI Loss:	43	RECORD	PCT. RANK	GAMES	SCHEDULE	OF SCHEDULE	RPI	RPI	RPI	RPI
DIV. I ONLY	17- 5	35	5- 5	53	79	39	39	5	5	
DIV. I NON-CONF.	12- 0	1	2- 0	174	164	20	20	6	6	

TOTALS	RPI 1-25	RPI 26-50	W-L RECORDS	RPI 51-100	RPI 101-999	RPI 201+				
17- 5	1- 2	1- 0	OVERALL	3- 3	12- 0	8- 0				
9- 3	0- 1	0- 0	HOME	0- 2	9- 0	7- 0				
4- 2	1- 1	0- 0	AWAY	1- 1	2- 0	0- 0				
4- 0	0- 0	1- 0	NEUTRAL	2- 0	1- 0	1- 0				
12- 0	1- 0	1- 0	NON-CONFERENCE	2- 0	8- 0	7- 0				
7- 0	0- 0	0- 0	HOME	0- 0	7- 0	6- 0				
1- 0	1- 0	0- 0	AWAY	0- 0	0- 0	0- 0				
4- 0	0- 0	1- 0	NEUTRAL	2- 0	1- 0	1- 0				
5- 5	0- 2	0- 0	CONFERENCE	1- 3	4- 0	1- 0				
2- 3	0- 1	0- 0	HOME	0- 2	2- 0	1- 0				
3- 2	0- 1	0- 0	AWAY	1- 1	2- 0	0- 0				
0- 0	0- 0	0- 0	NEUTRAL	0- 0	0- 0	0- 0				

RPI 1-25				RPI 26-50				Team's RPI: 39				RPI 51-100				RPI 101+			
RPI	S	Opponent	Score	RPI	S	Opponent	Score	RPI	S	Opponent	Score	RPI	S	Opponent	Score	RPI	S	Opponent	Score
9	H	Bayl or	72 83	42	N	Drexel	75 42	63	A	Okl ahoma St.	73 79	127	A	Iowa St.	69 59				
11	A	Texas	58 79					64	A	TCU	87 82	127	H	Iowa St.	57 49				
14	A	Texas A&M	70 56					64	H	TCU	74 76	134	A	Kansas	74 54				
								70	H	Kansas St.	52 60	162	H	Pittsburgh	73 52				
								75	N	Vi rg i n i a Tech	79 61	208	N	Radford	75 55				
								89	N	Butler	75 68	215	H	Morehead St.	66 56				
												232	H	Texas Tech	82 52				
												245	H	North Florida	87 59				
												273	H	Sacramento St.	101 47				
												287	H	Morgan St.	84 41				
												298	H	Coppin St.	101 43				
												309	H	Central Conn. St.	102 52				
LAST 12 Division I GAMES:																			
9	H	Bayl or	72 83	127	H	Iowa St.	57 49												
232	H	Texas Tech	82 52	70	H	Kansas St.	52 60												
127	A	Iowa St.	69 59	11	A	Texas	58 79												
63	A	Oklahoma St.	73 79	64	A	TCU	87 82												
64	H	TCU	74 76	215	H	Morehead St.	66 56												
134	A	Kansas	74 54	287	H	Morgan St.	84 41												

Non-Div I Games:

West Virginia

Average RPI Win: 233		WON-LOST RECORD	WINNING PCT. RANK	LAST 10 GAMES	STRENGTH OF SCHEDULE	OPP. STRENGTH OF SCHEDULE	TEAM RPI	ADJ. RPI	CONF. RPI	ADJ CONF. RPI
Average RPI Loss: 186										
DIV. I ONLY		2- 18	334	0- 8	153	305	320	320	17	17
DIV. I NON-CONF.		2- 11	305	0- 3	172	343	313	313	17	17
TOTALS		RPI 1-25	RPI 26-50	W-L RECORDS		RPI 51-100	RPI 101-999	RPI 201+		
2- 18	0- 2		0- 0	OVERALL		0- 2	2- 14	2- 8		
2- 6	0- 0		0- 0	HOME		0- 0	2- 6	2- 4		
0- 12	0- 2		0- 0	AWAY		0- 2	0- 8	0- 4		
0- 0	0- 0		0- 0	NEUTRAL		0- 0	0- 0	0- 0		
2- 11	0- 2		0- 0	NON-CONFERENCE		0- 0	2- 9	2- 6		
2- 3	0- 0		0- 0	HOME		0- 0	2- 3	2- 2		
0- 8	0- 2		0- 0	AWAY		0- 0	0- 6	0- 4		
0- 0	0- 0		0- 0	NEUTRAL		0- 0	0- 0	0- 0		
0- 7	0- 0		0- 0	CONFERENCE		0- 2	0- 5	0- 2		
0- 3	0- 0		0- 0	HOME		0- 0	0- 3	0- 2		
0- 4	0- 0		0- 0	AWAY		0- 2	0- 2	0- 0		
0- 0	0- 0		0- 0	NEUTRAL		0- 0	0- 0	0- 0		

[illegible]

Non-Div I Games:	Warren Wilson	114	54	Brevard	79	34
------------------	---------------	-----	----	---------	----	----

Western Caro.

■ Loss, ■ Non-Conf, S Site, H Home A Away N Neutral

Average RPI Win:	230	WON-LOST	WINNING	LAST 10	STRENGTH OF	OPP. STRENGTH	TEAM	ADJ.	CONF.	ADJ CONF.
Average RPI Loss:	108	RECORD	PCT. RANK	GAMES	SCHEDULE	OF SCHEDULE	RPI	RPI	RPI	RPI
DIV. I ONLY	14- 6	69	6- 4	267	169	116	116	14	14	
DIV. I NON-CONF.	8- 4	87	2- 2	284	170	125	125	15	15	

TOTALS	RPI 1-25	RPI 26-50	W-L RECORDS	RPI 51-100	RPI 101-999	RPI 201+				
14- 6	0- 0	1- 1	OVERALL	0- 2	13- 3	8- 1				
7- 2	0- 0	0- 0	HOME	0- 1	7- 1	4- 0				
7- 4	0- 0	1- 1	AWAY	0- 1	6- 2	4- 1				
0- 0	0- 0	0- 0	NEUTRAL	0- 0	0- 0	0- 0				
8- 4	0- 0	1- 0	NON-CONFERENCE	0- 1	7- 3	4- 1				
3- 1	0- 0	0- 0	HOME	0- 0	3- 1	2- 0				
5- 3	0- 0	1- 0	AWAY	0- 1	4- 2	2- 1				
0- 0	0- 0	0- 0	NEUTRAL	0- 0	0- 0	0- 0				
6- 2	0- 0	0- 1	CONFERENCE	0- 1	6- 0	4- 0				
4- 1	0- 0	0- 0	HOME	0- 1	4- 0	2- 0				
2- 1	0- 0	0- 1	AWAY	0- 0	2- 0	2- 0				
0- 0	0- 0	0- 0	NEUTRAL	0- 0	0- 0	0- 0				

RPI	S	Opponent	Score	RPI	S	Opponent	Score	RPI	S	Opponent	Score	RPI	S	Opponent	Score	Team's RPI: 116
27	A	Stanford	71 64	55	A	Gonzaga	65 80	106	H	Milwaukee	67 77	138	A	Wichita St.	78 65	
40	A	South Dakota St.	48 84	74	H	South Dakota	58 82	139	A	Northern Ill.	94 96	190	H	Oral Roberts	56 49	
								192	A	Illinois	77 67	199	H	Denver	118 93	
								200	H	Southeast Mo. St.	87 59	233	A	Omaha	90 51	
								236	A	Bradley	80 87	244	A	Austin Peay	81 68	
								252	H	UMKC	90 71	266	H	North Dakota St.	97 72	
								303	A	Fort Wayne	100 64	303	H	Fort Wayne	91 44	
								339	A	Chicago St.	83 45	339	H	Chicago St.	71 54	

LAST 12 Division I GAMES:																
266	H	North Dakota St.	97 72	74	H	South Dakota	58 82	303	A	Fort Wayne	100 64	236	A	Bradley	80 87	
199	H	Denver	118 93	303	A	Fort Wayne	100 64	236	A	Bradley	80 87	55	A	Gonzaga	65 80	
40	A	South Dakota St.	48 84	236	A	Bradley	80 87	27	A	Stanford	71 64	244	A	Austin Peay	81 68	
303	H	Fort Wayne	91 44	55	A	Gonzaga	65 80									
233	A	Omaha	90 51													
190	H	Oral Roberts	56 49													

Non-Div I Games: Illinois Col. 122 40 William Woods 96 57

Western Ill.

Average RPI Win:	207	WON-LOST	WINNING	LAST 10	STRENGTH OF	OPP. STRENGTH	TEAM	ADJ.	CONF.	ADJ CONF.
Average RPI Loss:	43	RECORD	PCT. RANK	GAMES	SCHEDULE	OF SCHEDULE	RPI	RPI	RPI	RPI
DIV. I ONLY	15- 5	50	7- 2	91	127	43	43	18	18	
DIV. I NON-CONF.	8- 4	87	2- 1	59	34	42	42	19	19	

TOTALS	RPI 1-25	RPI 26-50	W-L RECORDS	RPI 51-100	RPI 101-999	RPI 201+				
15- 5	1- 1	0- 2	OVERALL	2- 2	12- 0	8- 0				
6- 1	0- 1	0- 0	HOME	0- 0	6- 0	4- 0				
5- 4	0- 0	0- 2	AWAY	0- 2	5- 0	4- 0				
4- 0	1- 0	0- 0	NEUTRAL	2- 0	1- 0	0- 0				
8- 4	1- 1	0- 2	NON-CONFERENCE	2- 1	5- 0	3- 0				
2- 1	0- 1	0- 0	HOME	0- 0	2- 0	2- 0				
2- 3	0- 0	0- 2	AWAY	0- 1	2- 0	1- 0				
4- 0	1- 0	0- 0	NEUTRAL	2- 0	1- 0	0- 0				
7- 1	0- 0	0- 0	CONFERENCE	0- 1	7- 0	5- 0				
4- 0	0- 0	0- 0	HOME	0- 0	4- 0	2- 0				
3- 1	0- 0	0- 0	AWAY	0- 1	3- 0	3- 0				
0- 0	0- 0	0- 0	NEUTRAL	0- 0	0- 0	0- 0				

RPI 1-25				RPI 26-50				Team's RPI: 43				RPI 51-100				RPI 101+			
RPI	S	Opponent	Score	RPI	S	Opponent	Score	RPI	S	Opponent	Score	RPI	S	Opponent	Score	RPI	S	Opponent	Score
1	H	Notre Dame	65 78	30	A	Iowa	97 104	61	N	Toledo	70 56	119	H	Middle Tenn.	57 43				
12	N	Missouri	79 76	32	A	Ball St.	81 93	66	N	Mercer	67 62	141	A	Southern Ill.	75 49				
								69	A	Indiana	71 73	169	H	Southern Miss.	81 60				
								83	A	UAB	61 79	172	N	Stetson	66 58				
												212	A	Louisiana Tech	74 64				
												234	A	North Texas	79 65				
												285	H	FIU	101 47				
												313	A	Georgia St.	74 63				
												314	H	UTSA	73 38				
												323	A	Marshall	86 66				
												338	H	Mississippi Val.	87 48				
												347	H	Evansville	92 54				

				LAST 12 Division I GAMES:															
				212	A	Louisiana Tech	74 64	169	H	Southern Miss.	81 60								
				234	A	North Texas	79 65	119	H	Middle Tenn.	57 43								
				323	A	Marshall	86 66	32	A	Ball St.	81 93								
				314	H	UTSA	73 38	61	N	Toledo	70 56								
				83	A	UAB	61 79	172	N	Stetson	66 58								
				285	H	FIU	101 47	338	H	Mississippi Val.	87 48								

Non-Div I Games: Lee 88 64

Western Ky.

Average RPI Win:	190	WON-LOST	WINNING	LAST 10	STRENGTH OF	OPP. STRENGTH	TEAM	ADJ.	CONF.	ADJ CONF.
Average RPI Loss:	62	RECORD	PCT. RANK	GAMES	SCHEDULE	OF SCHEDULE	RPI	RPI	RPI	RPI
DIV. I ONLY	9- 9	170	5- 4	95	57	98	98	7	7	
DIV. I NON-CONF.	4- 5	202	1- 0	137	26	119	119	8	8	

TOTALS	RPI 1-25	RPI 26-50	W-L RECORDS	RPI 51-100	RPI 101-999	RPI 201+				
9- 9	0- 2	0- 3	OVERALL	0- 3	9- 1	4- 1				
4- 1	0- 0	0- 0	HOME	0- 1	4- 0	1- 0				
4- 6	0- 1	0- 3	AWAY	0- 1	4- 1	3- 1				
1- 2	0- 1	0- 0	NEUTRAL	0- 1	1- 0	0- 0				
4- 5	0- 1	0- 2	NON-CONFERENCE	0- 2	4- 0	3- 0				
1- 0	0- 0	0- 0	HOME	0- 0	1- 0	1- 0				
2- 3	0- 0	0- 2	AWAY	0- 1	2- 0	2- 0				
1- 2	0- 1	0- 0	NEUTRAL	0- 1	1- 0	0- 0				
5- 4	0- 1	0- 1	CONFERENCE	0- 1	5- 1	1- 1				
3- 1	0- 0	0- 0	HOME	0- 1	3- 0	0- 0				
2- 3	0- 1	0- 1	AWAY	0- 0	2- 1	1- 1				
0- 0	0- 0	0- 0	NEUTRAL	0- 0	0- 0	0- 0				

RPI 1-25				RPI 26-50				RPI 51-100				Team's RPI: 98	RPI 101+			
RPI	S	Opponent	Score	RPI	S	Opponent	Score	RPI	S	Opponent	Score		RPI	S	Opponent	Score
19	N	Rutgers	64 75	30	A	Iowa	56 79	56	N	St. John's (NY)	48 76		110	H	Miami (OH)	81 70
23	A	Buffalo	49 71	36	A	Central Mich.	70 74	71	A	New Mexico	76 88		123	A	Kent St.	66 61
				41	A	Michigan St.	62 65	78	H	Ohio	54 69		130	N	ETSU	87 79

Average RPI	Win:	187	WON-LOST	WINNING	LAST 10	STRENGTH OF	OPP. STRENGTH	TEAM	ADJ.	CONF.	ADJ CONF.
Average RPI	Loss:	84	RECORD	PCT. RANK	GAMES	SCHEDULE	OF SCHEDULE	RPI	RPI	RPI	RPI
DIV. I ONLY		10- 12	203	6- 4	96	66	138	138	8	8	
DIV. I NON-CONF.		5- 9	238	3- 1	90	99	201	201	7	7	

TOTALS	RPI 1-25		RPI 26-50		W-L RECORDS	RPI 51-100		RPI 101-999		RPI 201+	
10- 12	0- 1		1- 4		OVERALL	1- 3		8- 4		4- 0	
7- 3	0- 0		1- 0		HOME	0- 1		6- 2		4- 0	
2- 8	0- 1		0- 4		AWAY	1- 2		1- 1		0- 0	
1- 1	0- 0		0- 0		NEUTRAL	0- 0		1- 1		0- 0	
5- 9	0- 1		0- 2		NON-CONFERENCE	0- 3		5- 3		3- 0	
4- 2	0- 0		0- 0		HOME	0- 1		4- 1		3- 0	
0- 6	0- 1		0- 2		AWAY	0- 2		0- 1		0- 0	
1- 1	0- 0		0- 0		NEUTRAL	0- 0		1- 1		0- 0	
5- 3	0- 0		1- 2		CONFERENCE	1- 0		3- 1		1- 0	
3- 1	0- 0		1- 0		HOME	0- 0		2- 1		1- 0	
2- 2	0- 0		0- 2		AWAY	1- 0		1- 0		0- 0	
0- 0	0- 0		0- 0		NEUTRAL	0- 0		0- 0		0- 0	

RPI	S	Opponent	Score	RPI	S	Opponent	Score	RPI	S	Opponent	Score	RPI	S	Opponent	Score	Team's RPI: 138
10	A	Tennessee	56 68	31	H	South Fla.	64 56	63	A	Oklahoma St.	67 91	116	H	Western Ill.	65 78	
				40	A	South Dakota St.	64 96	71	A	New Mexico	62 76	126	A	Missouri St.	71 94	
				44	A	Creighton	61 66	74	H	South Dakota	48 62	126	H	Missouri St.	72 58	
				49	A	Houston	55 73	92	A	Tulane	64 56	167	H	Tulsa	62 67	
				50	A	UCF	53 59					176	N	UC Irvine	76 53	
												179	A	Memphis	77 64	
												179	H	Memphis	69 61	
												192	N	Illinois	67 68	
												220	H	SMU	66 43	
												252	H	UMKC	72 63	
												271	H	Alcorn	87 46	
												339	H	Chicago St.	66 63	

LAST 12 Division I GAMES:																
				179	A	Memphis	77 64	49	A	Houston	55 73					
				31	H	South Fla.	64 56	167	H	Tulsa	62 67					
				220	H	SMU	66 43	40	A	South Dakota St.	64 96					
				92	A	Tulane	64 56	271	H	Alcorn	87 46					
				179	H	Memphis	69 61	339	H	Chicago St.	66 63					
				50	A	UCF	53 59	252	H	UMKC	72 63					

Non-Div I Games:

Wichita St.

Average RPI Win:	228	WON-LOST	WINNING	LAST 10	STRENGTH OF	OPP. STRENGTH	TEAM	ADJ.	CONF.	ADJ CONF.
Average RPI Loss:	157	RECORD	PCT. RANK	GAMES	SCHEDULE	OF SCHEDULE	RPI	RPI	RPI	RPI
DIV. I ONLY	14- 6	69	5- 5	279	180	140	140	10	10	
DIV. I NON-CONF.	9- 2	34	2- 1	296	214	108	108	13	13	

TOTALS	RPI 1-25	RPI 26-50	W-L RECORDS	RPI 51-100	RPI 101-999	RPI 201+				
14- 6	0- 0	0- 1	OVERALL	1- 1	13- 4	11- 3				
8- 3	0- 0	0- 1	HOME	1- 0	7- 2	6- 2				
6- 3	0- 0	0- 0	AWAY	0- 1	6- 2	5- 1				
0- 0	0- 0	0- 0	NEUTRAL	0- 0	0- 0	0- 0				
9- 2	0- 0	0- 0	NON-CONFERENCE	0- 1	9- 1	7- 1				
5- 1	0- 0	0- 0	HOME	0- 0	5- 1	4- 1				
4- 1	0- 0	0- 0	AWAY	0- 1	4- 0	3- 0				
0- 0	0- 0	0- 0	NEUTRAL	0- 0	0- 0	0- 0				
5- 4	0- 0	0- 1	CONFERENCE	1- 0	4- 3	4- 2				
3- 2	0- 0	0- 1	HOME	1- 0	2- 1	2- 1				
2- 2	0- 0	0- 0	AWAY	0- 0	2- 2	2- 1				
0- 0	0- 0	0- 0	NEUTRAL	0- 0	0- 0	0- 0				

RPI	S	Opponent	Score	RPI	S	Opponent	Score	RPI	S	Opponent	Score	RPI	S	Opponent	Score
42	H	Drexel	58 65	56	A	St. John's (NY)	81 92	77	H	Elon	81 75	147	A	Saint Francis (PA)	92 86
												148	H	Davidson	73 55
												153	A	Northeastern	46 64
												202	H	Norfolk St.	74 80
												211	A	Hofstra	54 65
												211	H	Hofstra	63 53
												225	A	Richmond	78 64
												228	A	East Carolina	71 65
												239	H	Loyola Maryland	70 49
												248	A	Howard	83 71
												255	A	Col. of Charleston	68 54
												255	H	Col. of Charleston	79 66
												261	H	Fairfield	57 47
												279	A	UNCW	66 53
												280	H	Towson	66 67
												305	H	USC Upstate	83 63
												319	H	Old Dominion	75 58
LAST 12 Division I GAMES:															
211	H	Hofstra	63 53	42	H	Drexel	58 65	279	A	UNCW	66 53	255	A	Col. of Charleston	68 54
255	H	Col. of Charleston	79 66	279	A	UNCW	66 53	255	A	Col. of Charleston	68 54	202	H	Norfolk St.	74 80
153	A	Northeastern	46 64	255	A	Col. of Charleston	68 54	202	H	Norfolk St.	74 80	319	H	Old Dominion	75 58
211	A	Hofstra	54 65	202	H	Norfolk St.	74 80	319	H	Old Dominion	75 58	305	H	USC Upstate	83 63
77	H	Elon	81 75	319	H	Old Dominion	75 58	305	H	USC Upstate	83 63				
280	H	Towson	66 67	305	H	USC Upstate	83 63								

Non-Div I Games:

William & Mary

Average RPI Win:	0	WON-LOST	WINNING	LAST 10	STRENGTH OF	OPP. STRENGTH	TEAM	ADJ.	CONF.	ADJ CONF.
Average RPI Loss:	199	RECORD	PCT. RANK	GAMES	SCHEDULE	OF SCHEDULE	RPI	RPI	RPI	RPI
DIV. I ONLY	0- 18	348	0- 10	192	319	337	337	28	28	
DIV. I NON-CONF.	0- 10	337	0- 4	210	266	339	339	28	28	

TOTALS	RPI 1-25	RPI 26-50	W-L RECORDS	RPI 51-100	RPI 101-999	RPI 201+				
0- 18	0- 1	0- 0	OVERALL	0- 3	0- 14	0- 10				
0- 8	0- 0	0- 0	HOME	0- 1	0- 7	0- 4				
0- 10	0- 1	0- 0	AWAY	0- 2	0- 7	0- 6				
0- 0	0- 0	0- 0	NEUTRAL	0- 0	0- 0	0- 0				
0- 10	0- 1	0- 0	NON-CONFERENCE	0- 3	0- 6	0- 5				
0- 4	0- 0	0- 0	HOME	0- 1	0- 3	0- 2				
0- 6	0- 1	0- 0	AWAY	0- 2	0- 3	0- 3				
0- 0	0- 0	0- 0	NEUTRAL	0- 0	0- 0	0- 0				
0- 8	0- 0	0- 0	CONFERENCE	0- 0	0- 8	0- 5				
0- 4	0- 0	0- 0	HOME	0- 0	0- 4	0- 2				
0- 4	0- 0	0- 0	AWAY	0- 0	0- 4	0- 3				
0- 0	0- 0	0- 0	NEUTRAL	0- 0	0- 0	0- 0				

RPI 1-25				RPI 26-50				RPI 51-100				RPI 101+				Team's RPI: 337
RPI	S	Opponent	Score	RPI	S	Opponent	Score	RPI	S	Opponent	Score	RPI	S	Opponent	Score	
15	A	Duke	30 101					57	H	Duquesne	54 81	122	H	High Point	58 79	
								66	A	Mercer	45 93	128	A	Liberty	37 63	
								77	A	Elon	37 98	130	H	ETSU	63 74	
												201	H	Gardner-Webb	59 66	
												208	A	Radford	52 78	
												219	A	Akron	43 69	
												242	A	Presbyteria n	45 78	
												251	H	Campbel l	48 72	
												258	H	UNC Asheville	48 70	
												282	H	Wofford	68 73	
												323	A	Marshall	40 70	
												332	A	Charleston So.	45 81	
												333	A	Tennessee Tech	41 70	
												334	H	South Carolina St.	37 65	
LAST 12 Division I GAMES:																
201	H	Gardner-Webb	59 66	251	H	Campbel l	48 72									
242	A	Presbyteria n	45 78	208	A	Radford	52 78									
258	H	UNC Asheville	48 70	333	A	Tennessee Tech	41 70									
332	A	Charleston So.	45 81	66	A	Mercer	45 93									
122	H	High Point	58 79	15	A	Duke	30 101									
128	A	Liberty	37 63	282	H	Wofford	68 73									

Non-Div I Games: N. C. Wesleyan 94 50

Winthrop

W
i
s
c
o
n
s
i
n

Wisconsin				Through Games Of Jan. 29, 2018							
Average RPI	Win:	212	WON-LOST	WINNING	LAST 10	STRENGTH OF	OPP. STRENGTH	TEAM	ADJ.	CONF.	ADJ CONF.
Average RPI	Loss:	62	RECORD	PCT. RANK	GAMES	SCHEDULE	OF SCHEDULE	RPI	RPI	RPI	RPI
DIV. I ONLY			9- 14	242	2- 8	99	40	178	178	3	3
DIV. I NON-CONF.			7- 6	165	1- 1	194	53	159	159	4	4

TOTALS	RPI 1-25			RPI 26-50		W-L RECORDS		RPI 51-100		RPI 101-999	RPI 201+
9- 14	0- 5			0- 2		OVERALL		0- 4		9- 3	3- 0
6- 6	0- 3			0- 1		HOME		0- 1		6- 1	3- 0
2- 7	0- 1			0- 1		AWAY		0- 3		2- 2	0- 0
1- 1	0- 1			0- 0		NEUTRAL		0- 0		1- 0	0- 0
7- 6	0- 3			0- 0		NON-CONFERENCE		0- 1		7- 2	3- 0
5- 2	0- 1			0- 0		HOME		0- 0		5- 1	3- 0
1- 3	0- 1			0- 0		AWAY		0- 1		1- 1	0- 0
1- 1	0- 1			0- 0		NEUTRAL		0- 0		1- 0	0- 0
2- 8	0- 2			0- 2		CONFERENCE		0- 3		2- 1	0- 0
1- 4	0- 2			0- 1		HOME		0- 1		1- 0	0- 0
1- 4	0- 0			0- 1		AWAY		0- 2		1- 1	0- 0
0- 0	0- 0			0- 0		NEUTRAL		0- 0		0- 0	0- 0

RPI 1-25				RPI 26-50				RPI 51-100				RPI 101+ Team's RPI: 178			
RPI	S	Opponent	Score	RPI	S	Opponent	Score	RPI	S	Opponent	Score	RPI	S	Opponent	Score
13	H	Green Bay	34 67	30	H	Iowa	46 56	52	A	Minnesota	65 90	106	H	Milwaukee	64 67
20	A	Marquette	65 88	46	A	Purdue	35 57	69	A	Indiana	55 69	111	A	George Washington	46 61
22	H	Maryland	44 71					80	H	Penn St.	62 69	129	N	Vanderbilt	73 71
24	H	Michigan	57 80					89	A	Butler	62 69	162	A	Pittsburgh	58 57
25	N	Syracuse	74 77									175	A	Northwestern	60 69

Average RPI Win:	266	WON-LOST	WINNING	LAST 10	STRENGTH OF	OPP. STRENGTH	TEAM	ADJ.	CONF.	ADJ CONF.
Average RPI Loss:	178	RECORD	PCT. RANK	GAMES	SCHEDULE	OF SCHEDULE	RPI	RPI	RPI	RPI
DIV. I ONLY	7- 12	248	4- 5	275	229	282	282	17	17	
DIV. I NON-CONF.	4- 8	239	1- 3	312	311	305	305	17	17	

TOTALS	RPI 1-25	RPI 26-50	W-L RECORDS	RPI 51-100	RPI 101-999	RPI 201+				
7- 12	0- 2	0- 0	OVERALL	0- 2	7- 8	5- 6				
5- 6	0- 0	0- 0	HOME	0- 2	5- 4	3- 3				
2- 6	0- 2	0- 0	AWAY	0- 0	2- 4	2- 3				
0- 0	0- 0	0- 0	NEUTRAL	0- 0	0- 0	0- 0				
4- 8	0- 2	0- 0	NON-CONFERENCE	0- 0	4- 6	4- 5				
3- 3	0- 0	0- 0	HOME	0- 0	3- 3	3- 3				
1- 5	0- 2	0- 0	AWAY	0- 0	1- 3	1- 2				
0- 0	0- 0	0- 0	NEUTRAL	0- 0	0- 0	0- 0				
3- 4	0- 0	0- 0	CONFERENCE	0- 2	3- 2	1- 1				
2- 3	0- 0	0- 0	HOME	0- 2	2- 1	0- 0				
1- 1	0- 0	0- 0	AWAY	0- 0	1- 1	1- 1				
0- 0	0- 0	0- 0	NEUTRAL	0- 0	0- 0	0- 0				

RPI	S	Opponent	Score	RPI	S	Opponent	Score	RPI	S	Opponent	Score	RPI	S	Opponent	Score	Team's RPI: 282
16	A	Georgia	56 95					66	H	Mercer	46 71	130	H	ETSU	58 61	
17	A	South Carolina	60 94					91	H	Chattanooga	47 54	187	H	Furman	79 48	
												188	H	Samford	58 46	
												201	A	Gardner-Webb	55 73	
												230	A	UNCG	51 66	
												233	H	Omaha	60 64	
												245	H	North Florida	69 57	
												255	A	Col. of Charleston	51 59	
												258	H	UNC Asheville	70 68	
												279	H	UNCW	60 65	
												284	A	Coastal Caro.	51 67	
												320	A	Western Caro.	54 48	
												330	H	N.C. Central	77 56	
												332	H	Charleston So.	45 68	
												337	A	Winthrop	73 68	

LAST 12 Division I GAMES:																
187	H	Furman	79 48	66	H	Mercer	46 71	245	H	North Florida	69 57	332	H	Charleston So.	45 68	
130	H	ETSU	58 61	284	A	Coastal Caro.	51 67	255	A	Col. of Charleston	51 59	279	H	UNCW	60 65	
91	H	Chattanooga	47 54	230	A	UNCG	51 66									
320	A	Western Caro.	54 48	188	H	Samford	58 46									

Non-Div I Games: Bob Jones 96 54 Brevard 85 46 Southern Wesleyan 104 57

Wofford

Average RPI Win:	233	WON-LOST	WINNING	LAST 10	STRENGTH OF	OPP. STRENGTH	TEAM	ADJ.	CONF.	ADJ CONF.
Average RPI Loss:	70	RECORD	PCT. RANK	GAMES	SCHEDULE	OF SCHEDULE	RPI	RPI	RPI	RPI
DIV. I ONLY	14- 6	69	7- 3	207	144	102	102	11	11	
DIV. I NON-CONF.	7- 3	74	1- 1	245	146	98	98	12	12	

TOTALS	RPI 1-25	RPI 26-50	W-L RECORDS	RPI 51-100	RPI 101-999	RPI 201+				
14- 6	0- 3	0- 0	OVERALL	1- 1	13- 2	9- 0				
6- 2	0- 1	0- 0	HOME	0- 1	6- 0	5- 0				
6- 3	0- 2	0- 0	AWAY	1- 0	5- 1	3- 0				
2- 1	0- 0	0- 0	NEUTRAL	0- 0	2- 1	1- 0				
7- 3	0- 2	0- 0	NON-CONFERENCE	1- 0	6- 1	4- 0				
3- 0	0- 0	0- 0	HOME	0- 0	3- 0	3- 0				
2- 2	0- 2	0- 0	AWAY	1- 0	1- 0	0- 0				
2- 1	0- 0	0- 0	NEUTRAL	0- 0	2- 1	1- 0				
7- 3	0- 1	0- 0	CONFERENCE	0- 1	7- 1	5- 0				
3- 2	0- 1	0- 0	HOME	0- 1	3- 0	2- 0				
4- 1	0- 0	0- 0	AWAY	0- 0	4- 1	3- 0				
0- 0	0- 0	0- 0	NEUTRAL	0- 0	0- 0	0- 0				

RPI 1-25				RPI 26-50				RPI 51-100				RPI 101+ Team's RPI: 102			
RPI	S	Opponent	Score	RPI	S	Opponent	Score	RPI	S	Opponent	Score	RPI	S	Opponent	Score
12	A	Missouri	80 82					62	H	IUPUI	61 64	106	H	Milwaukee	56 51
13	H	Green Bay	51 58					76	A	Belmont	91 81	123	A	Kent St.	72 60
16	A	Georgia	71 87									132	A	Cleveland St.	70 71
												172	N	Stetson	64 59
												183	A	Oakland	77 57
												184	N	Providence	69 74
												225	N	Richmond	85 69
												241	A	Youngstown St.	69 59
												241	H	Youngstown St.	73 50
												267	A	Northern Ky.	68 63
												290	A	Detroit Mercy	88 60
												317	H	Ill.-Chicago	60 50
												333	H	Tennessee Tech	82 59
												339	H	Chicago St.	84 39
												344	H	Eastern Ill.	81 46

LAST 12 Division I GAMES:															
241	A	Youngstown St.	69 59	290	A	Detroit Mercy	88 60								
132	A	Cleveland St.	70 71	183	A	Oakland	77 57								
62	H	IUPUI	61 64	106	H	Milwaukee	56 51								
317	H	Ill.-Chicago	60 50	13	H	Green Bay	51 58								
241	H	Youngstown St.	73 50	16	A	Georgia	71 87								
267	A	Northern Ky.	68 63	76	A	Belmont	91 81								

Non-Div I Games: Northwestern Ohio 106 52 Cincinnati Christian 99 36

Wright St.

Average RPI Win: 177

Average RPI Loss: 132

WON-LOST
RECORDWINNING
PCT. RANKLAST 10
GAMESSTRENGTH OF
SCHEDULEOPP. STRENGTH
OF SCHEDULETEAM
RPIADJ.
RPICONF.
RPIADJ CONF.
RPIDIV. I ONLY
DIV. I NON-CONF.12- 5
5- 467
1467- 2
2- 161
43203
24354
7254
7216
1616
16

TOTALS

RPI 1-25

RPI 26-50

W-L RECORDS

RPI 51-100

RPI 101-999

RPI 201+

12- 5

0- 1

0- 0

OVERALL

2- 1

10- 3

3- 2

7- 0

0- 0

0- 0

HOME

2- 0

5- 0

3- 0

5- 3

0- 1

0- 0

AWAY

0- 0

5- 2

0- 2

0- 2

0- 0

0- 0

NEUTRAL

0- 1

0- 1

0- 0

5- 4

0- 1

0- 0

NON-CONFERENCE

1- 1

4- 2

1- 1

3- 0

0- 0

0- 0

HOME

1- 0

2- 0

1- 0

2- 2

0- 1

0- 0

AWAY

0- 0

2- 1

0- 1

0- 2

0- 0

0- 0

NEUTRAL

0- 1

0- 1

0- 0

7- 1

0- 0

0- 0

CONFERENCE

1- 0

6- 1

2- 1

4- 0

0- 0

0- 0

HOME

1- 0

3- 0

2- 0

3- 1

0- 0

0- 0

AWAY

0- 0

3- 1

0- 1

0- 0

0- 0

0- 0

NEUTRAL

0- 0

0- 0

0- 0

RPI 1-25

RPI 26-50

RPI 51-100

Team's RPI: 54

RPI 101+

RPI	S	Opponent	Score
15	A	Duke	40 63

RPI	S	Opponent	Score
-----	---	----------	-------

RPI	S	Opponent	Score
62	N	IUPUI	59 65
71	H	New Mexico	66 55
97	H	Drake	75 61

RPI	S	Opponent	Score
137	N	UNI	40 55
143	H	Idaho St.	61 53
149	A	Colorado St.	53 49
161	A	Idaho	70 64
164	A	Nevada	65 62
164	H	Nevada	66 60
198	A	Boise St.	66 51
199	A	Denver	61 51
210	A	Montana St.	46 50
231	H	Montana	67 62
235	A	San Diego St.	62 68
249	H	San Jose St.	58 46
295	H	Utah St.	61 44

LAST 12 Division I GAMES:

249	H	San Jose St.	58 46	164	H	Nevada	66 60
164	A	Nevada	65 62	235	A	San Diego St.	62 68
295	H	Utah St.	61 44	15	A	Duke	40 63
149	A	Colorado St.	53 49	161	A	Idaho	70 64
71	H	New Mexico	66 55	143	H	Idaho St.	61 53
198	A	Boise St.	66 51	210	A	Montana St.	46 50

Non-Div I Games: Colo. Christian 62 33 Adams St. 73 47

Wyoming

Loss,
 Non-Conf,
 S Site,
 H Home
A Away
 N Neutral

Average RPI Win: 218

Average RPI Loss: 65

WON-LOST
RECORDWINNING
PCT. RANKLAST 10
GAMESSTRENGTH OF
SCHEDULEOPP. STRENGTH
OF SCHEDULETEAM
RPIADJ.
RPICONF.
RPIADJ CONF.
RPIDIV. I ONLY
DIV. I NON-CONF.9- 13
7- 4225
1021- 9
1- 093
18877
238194
146194
1466
56
5

TOTALS

RPI 1-25

RPI 26-50

W-L RECORDS

RPI 51-100

RPI 101-999

RPI 201+

9- 13 0- 4
7- 6 0- 1
1- 6 0- 2
1- 1 0- 10- 2
0- 1
0- 1
0- 0OVERALL
HOME
AWAY
NEUTRAL1- 3
0- 2
1- 1
0- 08- 4
7- 2
0- 2
1- 04- 0
4- 0
0- 0
0- 07- 4 0- 1
6- 1 0- 0
0- 2 0- 0
1- 1 0- 10- 0
0- 0
0- 0
0- 0NON-CONFERENCE
HOME
AWAY
NEUTRAL0- 1
0- 0
0- 1
0- 07- 2
6- 1
0- 1
1- 04- 0
4- 0
0- 0
0- 02- 9 0- 3
1- 5 0- 1
1- 4 0- 2
0- 0 0- 00- 2
0- 1
0- 1
0- 0CONFERENCE
HOME
AWAY
NEUTRAL1- 2
0- 2
1- 0
0- 01- 2
1- 1
0- 1
0- 00- 0
0- 0
0- 0
0- 0

RPI 1-25

RPI 26-50

RPI 51-100

RPI 101+

Team's RPI: 194

RPI	S	Opponent	Score
12	N	Missouri	48 74
20	A	Marquette	67 88
21	A	Villanova	57 75
21	H	Villanova	50 89

RPI	S	Opponent	Score
26	A	DePaul	48 79
44	H	Creighton	64 71

RPI	S	Opponent	Score
52	A	Minnesota	62 74
56	H	St. John's (NY)	63 67
89	A	Butler	69 62
94	H	Seton Hall	51 62

RPI	S	Opponent	Score
103	H	Wake Forest	57 62
125	A	Georgetown	60 65
125	H	Georgetown	48 65
142	A	Bowling Green	53 63
166	H	Cincinnati	53 50
180	H	New Hampshire	71 66
184	H	Providence	68 59
187	N	Furman	75 62
254	H	Grambling	72 67
260	H	Mt. St. Mary's	66 45
303	H	Fort Wayne	62 50
335	H	Florida A&M	70 52

LAST 12 Division I GAMES:

125	H	Georgetown	48 65	94	H	Seton Hall	51 62
21	H	Villanova	50 89	56	H	St. John's (NY)	63 67
44	H	Creighton	64 71	21	A	Villanova	57 75
184	H	Providence	68 59	125	A	Georgetown	60 65
20	A	Marquette	67 88	89	A	Butler	69 62
26	A	DePaul	48 79	335	H	Florida A&M	70 52

X
a
v
i
e
rX
a
v
i
e
r

Non-Div I Games:

Xavier

Average RPI Win:	206	WON-LOST	WINNING	LAST 10	STRENGTH OF	OPP. STRENGTH	TEAM	ADJ.	CONF.	ADJ CONF.
Average RPI Loss:	120	RECORD	PCT. RANK	GAMES	SCHEDULE	OF SCHEDULE	RPI	RPI	RPI	RPI
DIV. I ONLY	9- 8	151	5- 5	112	188	121	121	9	9	
DIV. I NON-CONF.	7- 6	165	4- 4	222	216	172	172	9	9	

TOTALS	RPI 1-25	RPI 26-50	W-L RECORDS	RPI 51-100	RPI 101-999	RPI 201+				
9- 8	0- 0	0- 0	OVERALL	1- 3	8- 5	5- 0				
3- 3	0- 0	0- 0	HOME	0- 1	3- 2	2- 0				
6- 3	0- 0	0- 0	AWAY	1- 1	5- 2	3- 0				
0- 2	0- 0	0- 0	NEUTRAL	0- 1	0- 1	0- 0				
7- 6	0- 0	0- 0	NON-CONFERENCE	1- 2	6- 4	5- 0				
2- 3	0- 0	0- 0	HOME	0- 1	2- 2	2- 0				
5- 1	0- 0	0- 0	AWAY	1- 0	4- 1	3- 0				
0- 2	0- 0	0- 0	NEUTRAL	0- 1	0- 1	0- 0				
2- 2	0- 0	0- 0	CONFERENCE	0- 1	2- 1	0- 0				
1- 0	0- 0	0- 0	HOME	0- 0	1- 0	0- 0				
1- 2	0- 0	0- 0	AWAY	0- 1	1- 1	0- 0				
0- 0	0- 0	0- 0	NEUTRAL	0- 0	0- 0	0- 0				

RPI 1-25				RPI 26-50				RPI 51-100				RPI 101+ Team's RPI: 121					
RPI	S	Opponent	Score	RPI	S	Opponent	Score	RPI	S	Opponent	Score	RPI	S	Opponent	Score		
								60	N	UC Davis	61	71	101	A	Brown	71	81
								64	A	TCU	82	72	101	H	Brown	77	63
								68	A	Harvard	73	97	107	A	Dartmouth	57	39
								69	H	Indiana	68	72	134	A	Kansas	75	81
												155	N	Hartford	70	78	
												160	A	Binghamton	73	69	
												184	H	Providence	51	55	
												189	H	Army West Point	65	82	
												222	A	Stony Brook	77	71	
												270	H	Colgate	82	56	
												274	H	LIU Brooklyn	62	51	
												309	A	Central Conn. St.	75	62	
												343	A	Saint Peter's	70	49	

LAST 12 Division I GAMES:																	
				107	A	Dartmouth	57	39	69	H	Indiana	68	72				
				68	A	Harvard	73	97	343	A	Saint Peter's	70	49				
				101	A	Brown	71	81	309	A	Central Conn. St.	75	62				
				101	H	Brown	77	63	222	A	Stony Brook	77	71				
				155	N	Hartford	70	78	160	A	Binghamton	73	69				
				60	N	UC Davis	61	71	184	H	Providence	51	55				

Non-Div I Games:

Yale

Average RPI Win:	274	WON-LOST	WINNING	LAST 10	STRENGTH OF	OPP. STRENGTH	TEAM	ADJ.	CONF.	ADJ CONF.
Average RPI Loss:	123	RECORD	PCT. RANK	GAMES	SCHEDULE	OF SCHEDULE	RPI	RPI	RPI	RPI
DIV. I ONLY	6- 13	271	4- 6	150	202	241	241	11	11	
DIV. I NON-CONF.	2- 7	286	1- 0	229	246	280	280	12	12	

TOTALS	RPI 1-25	RPI 26-50	W-L RECORDS	RPI 51-100	RPI 101-999	RPI 201+				
6- 13	0- 1	0- 0	OVERALL	0- 2	6- 10	5- 1				
4- 5	0- 0	0- 0	HOME	0- 1	4- 4	4- 0				
2- 8	0- 1	0- 0	AWAY	0- 1	2- 6	1- 1				
0- 0	0- 0	0- 0	NEUTRAL	0- 0	0- 0	0- 0				
2- 7	0- 0	0- 0	NON-CONFERENCE	0- 1	2- 6	2- 1				
1- 2	0- 0	0- 0	HOME	0- 0	1- 2	1- 0				
1- 5	0- 0	0- 0	AWAY	0- 1	1- 4	1- 1				
0- 0	0- 0	0- 0	NEUTRAL	0- 0	0- 0	0- 0				
4- 6	0- 1	0- 0	CONFERENCE	0- 1	4- 4	3- 0				
3- 3	0- 0	0- 0	HOME	0- 1	3- 2	3- 0				
1- 3	0- 1	0- 0	AWAY	0- 0	1- 2	0- 0				
0- 0	0- 0	0- 0	NEUTRAL	0- 0	0- 0	0- 0				

RPI 1-25				RPI 26-50				RPI 51-100				RPI 101+ Team's RPI: 241			
RPI	S	Opponent	Score	RPI	S	Opponent	Score	RPI	S	Opponent	Score	RPI	S	Opponent	Score
13	A	Green Bay	56 65					62	H	IUPUI	43 65	102	A	Wright St.	50 73
								72	A	Ameri can	72 78	102	H	Wright St.	59 69
												106	A	Milwaukee	61 62
												123	H	Kent St.	44 55
												132	A	Cleveland St.	66 52
												145	H	Bucknell	60 66
												147	A	Saint Francis (PA)	65 79
												157	A	Robert Morris	52 84
												162	A	Pittsburgh	58 66
												183	H	Oakland	48 58
												219	A	Akron	58 75
												267	H	Northern Ky.	54 51
												290	H	Detroit Mercy	76 59
												308	A	Loyola Chi cago	73 49
												317	H	Ill. -Chi cago	76 63
												327	H	Northern Ariz.	69 67

LAST 12 Division I GAMES:															
102	H	Wright St.	59 69	62	H	IUPUI	43 65	317	H	Ill. -Chi cago	76 63	183	H	Oakland	48 58
267	H	Northern Ky.	54 51	327	H	Northern Ariz.	69 67	290	H	Detroit Mercy	76 59	147	A	Saint Francis (PA)	65 79
132	A	Cleveland St.	66 52	147	A	Saint Francis (PA)	65 79	162	A	Pittsburgh	58 66				
102	A	Wright St.	50 73												
106	A	Milwaukee	61 62												
13	A	Green Bay	56 65												

Non-Div I Games: Ohio Valley 86 59 Penn St. -Beaver 97 40

Youngstown St.