

Average RPI Win:	303	WON-LOST	WINNING	LAST 10	STRENGTH OF	OPP. STRENGTH	TEAM	ADJ.	CONF.	ADJ CONF.
Average RPI Loss:	173	RECORD	PCT. RANK	GAMES	SCHEDULE	OF SCHEDULE	RPI	RPI	RPI	RPI
DIV. I ONLY	5- 12	278	4- 6	177	347	288	288	27	27	
DIV. I NON-CONF.	1- 7	313	0- 3	68	344	298	298	26	26	
TOTALS	RPI 1-25	RPI 26-50	W-L RECORDS	RPI 51-100	RPI 101-150	RPI 150+				
5- 12	0- 1	0- 0	OVERALL	0- 1	0- 4	5- 6				
4- 3	0- 0	0- 0	HOME	0- 0	0- 2	4- 1				
1- 8	0- 1	0- 0	AWAY	0- 1	0- 2	1- 4				
0- 1	0- 0	0- 0	NEUTRAL	0- 0	0- 0	0- 1				
1- 7	0- 1	0- 0	NON-CONFERENCE	0- 0	0- 2	1- 4				
1- 2	0- 0	0- 0	HOME	0- 0	0- 1	1- 1				
0- 4	0- 1	0- 0	AWAY	0- 0	0- 1	0- 2				
0- 1	0- 0	0- 0	NEUTRAL	0- 0	0- 0	0- 1				
4- 5	0- 0	0- 0	CONFERENCE	0- 1	0- 2	4- 2				
3- 1	0- 0	0- 0	HOME	0- 0	0- 1	3- 0				
1- 4	0- 0	0- 0	AWAY	0- 1	0- 1	1- 2				
0- 0	0- 0	0- 0	NEUTRAL	0- 0	0- 0	0- 0				

RPI 1-25				RPI 26-50				RPI 51-100				RPI 101+ Team's RPI: 288			
RPI	S	Opponent	Score	RPI	S	Opponent	Score	RPI	S	Opponent	Score	RPI	S	Opponent	Score
21	A	Texas A&M	55 84					85	A	SFA	56 64	103	H	Toledo	60 76
												121	H	Central Ark.	41 49
												147	A	Lamar University	49 65
												149	A	Rice	36 70
												184	A	New Orleans	54 75
												202	A	Texas St.	50 57
												204	H	Texas Southern	64 61
												234	N	UC Santa Barbara	60 66
												256	A	UTRGV	46 55
												256	H	UTRGV	65 68
												312	A	Nicholls St.	54 74
												312	H	Nicholls St.	65 60
												320	H	Northwestern St.	60 51
												336	H	Southeastern La.	77 61
												345	A	Sam Houston St.	63 37
LAST 12 Division I GAMES:															
312	H	Nicholls St.	65 60	85	A	SFA	56 64								
147	A	Lamar University	49 65	312	A	Nicholls St.	54 74								
345	A	Sam Houston St.	63 37	184	A	New Orleans	54 75								
121	H	Central Ark.	41 49	256	A	UTRGV	46 55								
336	H	Southeastern La.	77 61	234	N	UC Santa Barbara	60 66								
320	H	Northwestern St.	60 51	149	A	Rice	36 70								

Non-Div I Games: Schreiner 73 44 Okla. Panhandle 66 40 Montana Tech 83 50

A&M-Corpus Christi

Loss, Non-Conf, S Site, H Home A Away N Neutral

Average RPI Win:	238	WON-LOST	WINNING	LAST 10	STRENGTH OF	OPP. STRENGTH	TEAM	ADJ.	CONF.	ADJ CONF.
Average RPI Loss:	110	RECORD	PCT. RANK	GAMES	SCHEDULE	OF SCHEDULE	RPI	RPI	RPI	RPI
DIV. I ONLY	10- 7	131	8- 1	117	278	122	122	27	27	
DIV. I NON-CONF.	3- 6	230	1- 1	70	171	184	184	26	26	
TOTALS	RPI 1-25	RPI 26-50	W-L RECORDS	RPI 51-100	RPI 101-150	RPI 150+				
10- 7	0- 2	0- 1	OVERALL	0- 1	2- 1	8- 2				
6- 2	0- 0	0- 0	HOME	0- 1	2- 0	4- 1				
3- 5	0- 2	0- 1	AWAY	0- 0	0- 1	3- 1				
1- 0	0- 0	0- 0	NEUTRAL	0- 0	0- 0	1- 0				
3- 6	0- 2	0- 1	NON-CONFERENCE	0- 0	0- 1	3- 2				
2- 1	0- 0	0- 0	HOME	0- 0	0- 0	2- 1				
0- 5	0- 2	0- 1	AWAY	0- 0	0- 1	0- 1				
1- 0	0- 0	0- 0	NEUTRAL	0- 0	0- 0	1- 0				
7- 1	0- 0	0- 0	CONFERENCE	0- 1	2- 0	5- 0				
4- 1	0- 0	0- 0	HOME	0- 1	2- 0	2- 0				
3- 0	0- 0	0- 0	AWAY	0- 0	0- 0	3- 0				
0- 0	0- 0	0- 0	NEUTRAL	0- 0	0- 0	0- 0				

RPI 1-25				RPI 26-50				RPI 51-100				RPI 101+ Team's RPI: 122			
RPI	S	Opponent	Score	RPI	S	Opponent	Score	RPI	S	Opponent	Score	RPI	S	Opponent	Score
5	A	Baylor	34 79	36	A	Missouri	46 52	85	H	SFA	61 70	121	H	Central Ark.	83 76
21	A	Texas A&M	45 71									147	H	Lamar University	77 59
												150	A	UTSA	68 71
												166	H	Omaha	73 66
												172	A	Wichita St.	62 81
												184	H	New Orleans	68 55
												254	N	Murray St.	81 57
												256	H	UTRGV	70 54
												271	H	McNeese	77 65
												304	H	UMKC	68 71
												312	A	Nicholls St.	89 73
												335	A	Incarnate Word	75 66
												336	A	Southeastern La.	82 57
LAST 12 Division I GAMES:															
271	H	McNeese	77 65	184	H	New Orleans	68 55								
335	A	Incarnate Word	75 66	336	A	Southeastern La.	82 57								
312	A	Nicholls St.	89 73	254	N	Murray St.	81 57								
147	H	Lamar University	77 59	172	A	Wichita St.	62 81								
85	H	SFA	61 70	304	H	UMKC	68 71								
121	H	Central Ark.	83 76	5	A	Baylor	34 79								

Non-Div I Games: Harding 74 62 Sul Ross St. 106 58 Howard Payne 87 52

Abilene Christian

Loss, Non-Conf, S Site, H Home A Away N Neutral

Average RPI Win:	302	WON-LOST	WINNING	LAST 10	STRENGTH OF	OPP. STRENGTH	TEAM	ADJ.	CONF.	ADJ CONF.
Average RPI Loss:	167	RECORD	PCT. RANK	GAMES	SCHEDULE	OF SCHEDULE	RPI	RPI	RPI	RPI
DIV. I ONLY	3- 15	318	1- 9	210	260	315	315	13	13	
DIV. I NON-CONF.	2- 8	288	1- 3	258	324	321	321	15	15	
TOTALS	RPI 1-25	RPI 26-50	W-L RECORDS	RPI 51-100	RPI 101-150	RPI 150+				
3- 15	0- 0	0- 0	OVERALL	0- 5	0- 2	3- 8				
1- 8	0- 0	0- 0	HOME	0- 4	0- 2	1- 2				
2- 7	0- 0	0- 0	AWAY	0- 1	0- 0	2- 6				
0- 0	0- 0	0- 0	NEUTRAL	0- 0	0- 0	0- 0				
2- 8	0- 0	0- 0	NON-CONFERENCE	0- 2	0- 2	2- 4				
1- 4	0- 0	0- 0	HOME	0- 1	0- 2	1- 1				
1- 4	0- 0	0- 0	AWAY	0- 1	0- 0	1- 3				
0- 0	0- 0	0- 0	NEUTRAL	0- 0	0- 0	0- 0				
1- 7	0- 0	0- 0	CONFERENCE	0- 3	0- 0	1- 4				
0- 4	0- 0	0- 0	HOME	0- 3	0- 0	0- 1				
1- 3	0- 0	0- 0	AWAY	0- 0	0- 0	1- 3				
0- 0	0- 0	0- 0	NEUTRAL	0- 0	0- 0	0- 0				

RPI 1-25			RPI 26-50			RPI 51-100			RPI 101+			Team's RPI: 315
RPI	S	Opponent	Score	RPI	S	Opponent	Score	RPI	S	Opponent	Score	
						77 A Colorado	68 95	105 H Navy		46 64		
						90 H UNLV	56 60	111 H Vanderbilt		49 75		
						91 H Colorado St.	35 72	161 A Army West Point		47 75		
						94 H Wyoming	54 66	173 A Fresno St.		40 63		
						97 H Northern Colo.	44 71	194 A San Jose St.		74 86		
								225 A Utah St.		62 65		
								232 A San Diego St.		62 59		
								257 H Weber St.		61 76		
								261 A Eastern Mich.		44 65		
								269 H Nevada		51 56		
								295 A Denver		52 65		
								331 H Utah Valley		64 53		
								343 A Fairleigh Dickinson		56 48		
LAST 12 Division I GAMES:												
232 A		San Diego St.	62 59	225 A		Utah St.	62 65					
90 H		UNLV	56 60	94 H		Wyoming	54 66					
269 H		Nevada	51 56	261 A		Eastern Mich.	44 65					
194 A		San Jose St.	74 86	97 H		Northern Colo.	44 71					
173 A		Fresno St.	40 63	331 H		Utah Valley	64 53					
91 H		Colorado St.	35 72	111 H		Vanderbilt	49 75					

Non-Div I Games:

Air Force

■ Loss,
 ■ Non-Conf,
 ■ S Site,
 ■ H Home
 ■ A Away
 N Neutral

Average RPI Win:	257	WON-LOST	WINNING	LAST 10	STRENGTH OF	OPP. STRENGTH	TEAM	ADJ.	CONF.	ADJ CONF.
Average RPI Loss:	115	RECORD	PCT. RANK	GAMES	SCHEDULE	OF SCHEDULE	RPI	RPI	RPI	RPI
DIV. I ONLY	7- 10	222	2- 7	140	219	178	178	10	10	
DIV. I NON-CONF.	5- 4	143	1- 2	263	177	165	165	11	11	
TOTALS	RPI 1-25	RPI 26-50	W-L RECORDS	RPI 51-100	RPI 101-150	RPI 150+				
7- 10	0- 0	0- 2	OVERALL	1- 3	0- 2	6- 3				
1- 5	0- 0	0- 1	HOME	0- 1	0- 1	1- 2				
6- 4	0- 0	0- 0	AWAY	1- 2	0- 1	5- 1				
0- 1	0- 0	0- 1	NEUTRAL	0- 0	0- 0	0- 0				
5- 4	0- 0	0- 2	NON-CONFERENCE	0- 1	0- 1	5- 0				
0- 2	0- 0	0- 1	HOME	0- 0	0- 1	0- 0				
5- 1	0- 0	0- 0	AWAY	0- 1	0- 0	5- 0				
0- 1	0- 0	0- 1	NEUTRAL	0- 0	0- 0	0- 0				
2- 6	0- 0	0- 0	CONFERENCE	1- 2	0- 1	1- 3				
1- 3	0- 0	0- 0	HOME	0- 1	0- 0	1- 2				
1- 3	0- 0	0- 0	AWAY	1- 1	0- 1	0- 1				
0- 0	0- 0	0- 0	NEUTRAL	0- 0	0- 0	0- 0				

RPI 1-25				RPI 26-50				RPI 51-100				RPI 101+				Team's RPI: 178
RPI	S	Opponent	Score	RPI	S	Opponent	Score	RPI	S	Opponent	Score	RPI	S	Opponent	Score	
				27	N	Elon	62 65	61	H	Ohio	69 85	112	H	Duquesne	57 67	
				45	H	Bucknell	47 61	83	A	Northern Ill.	84 55	139	A	Ball St.	70 80	
								92	A	Penn St.	71 84	164	A	Western Mich.	60 73	
								95	A	Central Mich.	62 89	164	H	Western Mich.	57 73	
												242	A	Canisius	73 64	
												252	H	Bowling Green	58 62	
												261	H	Eastern Mich.	80 62	
												262	A	Georgia St.	78 66	
												307	A	Youngstown St.	76 74	
												319	A	Eastern Ky.	63 57	
												325	A	Winthrop	80 59	
LAST 12 Division I GAMES:																
				261	H	Eastern Mich.	80 62	95	A	Central Mich.	62 89					
				164	H	Western Mich.	57 73	164	A	Western Mich.	60 73					
				83	A	Northern Ill.	84 55	27	N	Elon	62 65					
				139	A	Ball St.	70 80	262	A	Georgia St.	78 66					
				61	H	Ohio	69 85	112	H	Duquesne	57 67					
				252	H	Bowling Green	58 62	319	A	Eastern Ky.	63 57					

Non-Div I Games: Ohio Christian 69 52 Malone 63 52

Akron

Loss, Non-Conf, S Site, H Home A Away N Neutral

Alabama

Through Games Of Jan. 29, 2017

Average RPI Win:	215	WON-LOST	WINNING	LAST 10	STRENGTH OF	OPP. STRENGTH	TEAM	ADJ.	CONF.	ADJ CONF.
Average RPI Loss:	43	RECORD	PCT. RANK	GAMES	SCHEDULE	OF SCHEDULE	RPI	RPI	RPI	RPI
DIV. I ONLY	15- 7	81	4- 6	155	79	118	118	2	2	
DIV. I NON-CONF.	12- 1	7	3- 0	343	242	128	128	2	2	
TOTALS	RPI 1-25	RPI 26-50	W-L RECORDS	RPI 51-100	RPI 101-150	RPI 150+				
15- 7	0- 4	1- 1	OVERALL	3- 0	1- 2	10- 0				
11- 4	0- 3	0- 0	HOME	2- 0	1- 1	8- 0				
2- 3	0- 1	1- 1	AWAY	1- 0	0- 1	0- 0				
2- 0	0- 0	0- 0	NEUTRAL	0- 0	0- 0	2- 0				
12- 1	0- 0	0- 1	NON-CONFERENCE	1- 0	1- 0	10- 0				
10- 0	0- 0	0- 0	HOME	1- 0	1- 0	8- 0				
0- 1	0- 0	0- 1	AWAY	0- 0	0- 0	0- 0				
2- 0	0- 0	0- 0	NEUTRAL	0- 0	0- 0	2- 0				
3- 6	0- 4	1- 0	CONFERENCE	2- 0	0- 2	0- 0				
1- 4	0- 3	0- 0	HOME	1- 0	0- 1	0- 0				
2- 2	0- 1	1- 0	AWAY	1- 0	0- 1	0- 0				
0- 0	0- 0	0- 0	NEUTRAL	0- 0	0- 0	0- 0				

RPI	S	Opponent	Score	RPI	S	Opponent	Score	RPI	S	Opponent	Score	RPI	S	Opponent	Score	Team's RPI: 118
2	A	South Carolina	45 93	36	A	Missouri	59 58	56	H	Georgia Tech	67 65	107	H	Arkansas	50 68	
4	H	Mississippi St.	54 67	42	A	Georgetown	59 70	98	A	Ole Miss	65 57	111	A	Vanderbilt	80 87	
14	H	Kentucky	54 71					98	H	Ole Miss	90 80	131	H	Kansas	71 65	
23	H	Auburn	55 66									184	H	New Orleans	78 57	
												262	H	Ga. Southern	66 48	
												262	H	Georgia St.	80 57	
												267	H	Mississippi Val.	93 44	
												271	N	McNeese	84 63	
												282	N	UTEP	78 60	
												287	H	Lipscomb	82 35	
												298	H	Alcorn	93 43	
												347	H	Florida A&M	81 46	
												349	H	Alabama A&M	97 29	
LAST 12 Division I GAMES:																
23	H	Auburn	55 66	36	A	Missouri	59 58	56	H	Georgia Tech	67 65	107	H	Arkansas	50 68	
111	A	Vanderbilt	80 87	98	H	Ole Miss	90 80	98	A	Ole Miss	65 57	111	A	Vanderbilt	80 87	
98	A	Ole Miss	65 57	2	A	South Carolina	45 93	56	H	Georgia Tech	67 65	131	H	Kansas	71 65	
4	H	Mississippi St.	54 67	347	H	Florida A&M	81 46	98	H	Ole Miss	90 80	184	H	New Orleans	78 57	
107	H	Arkansas	50 68	282	N	UTEP	78 60					262	H	Ga. Southern	66 48	
14	H	Kentucky	54 71	271	N	McNeese	84 63					262	H	Georgia St.	80 57	

Non-Div I Games:

Alabama

■ Loss,
 ■ Non-Conf, S Site,
 ■ Home
 ■ Away
 N Neutral

RPI 1-25				RPI 26-50				RPI 51-100				RPI 101+				Team's RPI: 349	
RPI	S	Opponent	Score	RPI	S	Opponent	Score	RPI	S	Opponent	Score	RPI	S	Opponent	Score		
								72	A	North Carolina	35 80	118	A	Alabama	29 97		
								89	A	Western Ky.	32 96	212	H	Alabama St.	37 52		
												227	A	Samford	37 61		
												228	H	Southern U.	54 66		
												254	A	Murray St.	49 81		
												267	A	Mississippi Val.	58 60		
												270	A	Prairie View	47 71		
												277	H	Grambling	53 68		
												281	A	Evansville	54 63		
												298	H	Alcorn	57 73		
												302	A	Southeast Mo. St.	47 75		
												322	A	Ark.-Pine Bluff	57 61		
												344	H	Jackson St.	54 64		
LAST 12 Division I GAMES:																	
				270	A	Prairie View	47 71	277	H	Grambling	53 68						
				298	H	Alcorn	57 73	344	H	Jackson St.	54 64						
				228	H	Southern U.	54 66	281	A	Evansville	54 63						
				212	H	Alabama St.	37 52	302	A	Southeast Mo. St.	47 75						
				322	A	Ark.-Pine Bluff	57 61	227	A	Samford	37 61						
				267	A	Mississippi Val.	58 60	118	A	Alabama	29 97						

Page 6

Average RPI Win:	301	WON-LOST	WINNING	LAST 10	STRENGTH OF	OPP. STRENGTH	TEAM	ADJ.	CONF.	ADJ CONF.
Average RPI Loss:	131	RECORD	PCT. RANK	GAMES	SCHEDULE	OF SCHEDULE	RPI	RPI	RPI	RPI
DIV. I ONLY	6- 11	250	6- 4	208	229	212	212	30	30	
DIV. I NON-CONF.	0- 9	335	0- 4	35	11	262	262	30	30	
TOTALS	RPI 1-25	RPI 26-50	W-L RECORDS	RPI 51-100	RPI 101-150	RPI 150+				
6- 11	0- 2	0- 1	OVERALL	0- 2	0- 2	6- 4				
3- 1	0- 0	0- 0	HOME	0- 0	0- 0	3- 1				
3- 10	0- 0	0- 0	AWAY	0- 0	0- 2	3- 1				
0- 0	0- 0	0- 0	NEUTRAL	0- 0	0- 0	0- 0				
0- 9	0- 2	0- 1	NON-CONFERENCE	0- 2	0- 2	0- 2				
0- 0	0- 0	0- 0	HOME	0- 0	0- 0	0- 0				
0- 9	0- 2	0- 1	AWAY	0- 2	0- 2	0- 2				
0- 0	0- 0	0- 0	NEUTRAL	0- 0	0- 0	0- 0				
6- 2	0- 0	0- 0	CONFERENCE	0- 0	0- 0	6- 2				
3- 1	0- 0	0- 0	HOME	0- 0	0- 0	3- 1				
3- 1	0- 0	0- 0	AWAY	0- 0	0- 0	3- 1				
0- 0	0- 0	0- 0	NEUTRAL	0- 0	0- 0	0- 0				

RPI 1-25				RPI 26-50				RPI 51-100				RPI 101+ Team's RPI: 212			
RPI	S	Opponent	Score	RPI	S	Opponent	Score	RPI	S	Opponent	Score	RPI	S	Opponent	Score
4	A	Mississippi St.	47 90	31	A	Ohio St.	61 118	56	A	Georgia Tech	48 70	106	A	Troy	66 95
25	A	LSU	40 93					72	A	North Carolina	54 84	132	A	Southern Miss.	43 70
												204	A	Texas Southern	48 52
												227	A	Samford	49 63
												228	H	Southern U.	75 70
												267	A	Mississippi Val.	79 73
												277	H	Grambling	45 60
												298	H	Alcorn	72 54
												309	A	Savannah St.	39 54
												322	A	Ark.-Pine Bluff	74 62
												344	H	Jackson St.	73 64
												349	A	Alabama A&M	52 37
LAST 12 Division I GAMES:															
204	A	Texas Southern	48 52	344	H	Jackson St.	73 64								
228	H	Southern U.	75 70	277	H	Grambling	45 60								
298	H	Alcorn	72 54	25	A	LSU	40 93								
349	A	Alabama A&M	52 37	4	A	Mississippi St.	47 90								
267	A	Mississippi Val.	79 73	31	A	Ohio St.	61 118								
322	A	Ark.-Pine Bluff	74 62	106	A	Troy	66 95								

Non-Div I Games: Mobile 84 45

Alabama St.

■ Loss,
 ■ Non-Conf,
 ■ S Site,
 ■ Home
 ■ A Away
 N Neutral

Average RPI Win:	232	WON-LOST	WINNING	LAST 10	STRENGTH OF	OPP. STRENGTH	TEAM	ADJ.	CONF.	ADJ CONF.
Average RPI Loss:	127	RECORD	PCT. RANK	GAMES	SCHEDULE	OF SCHEDULE	RPI	RPI	RPI	RPI
DIV. I ONLY	10- 10	164	5- 5	183	185	171	171	19	19	
DIV. I NON-CONF.	5- 7	205	1- 2	162	160	183	183	20	20	
TOTALS	RPI 1-25	RPI 26-50	W-L RECORDS	RPI 51-100	RPI 101-150	RPI 150+				
10- 10	0- 2	0- 0	OVERALL	0- 2	1- 3	9- 3				
8- 1	0- 0	0- 0	HOME	0- 0	1- 0	7- 1				
2- 8	0- 1	0- 0	AWAY	0- 2	0- 3	2- 2				
0- 1	0- 1	0- 0	NEUTRAL	0- 0	0- 0	0- 0				
5- 7	0- 2	0- 0	NON-CONFERENCE	0- 1	0- 2	5- 2				
4- 0	0- 0	0- 0	HOME	0- 0	0- 0	4- 0				
1- 6	0- 1	0- 0	AWAY	0- 1	0- 2	1- 2				
0- 1	0- 1	0- 0	NEUTRAL	0- 0	0- 0	0- 0				
5- 3	0- 0	0- 0	CONFERENCE	0- 1	1- 1	4- 1				
4- 1	0- 0	0- 0	HOME	0- 0	1- 0	3- 1				
1- 2	0- 0	0- 0	AWAY	0- 1	0- 1	1- 0				
0- 0	0- 0	0- 0	NEUTRAL	0- 0	0- 0	0- 0				

RPI	S	Opponent	Score	RPI	S	Opponent	Score	RPI	S	Opponent	Score	RPI	S	Opponent	Score
14	A	Kentucky	46 70					84	A	St. John's (NY)	36 54	117	A	Maine	71 84
22	N	Miami (FL)	53 77					88	A	New Hampshire	58 71	123	A	Fordham	82 89
												127	H	Hartford	82 71
												136	A	Yale	53 64
												161	H	Army West Point	65 59
												177	H	Siena	88 86
												183	A	Binghamton	67 61
												187	H	Fairfield	59 45
												203	A	Dartmouth	61 69
												223	A	St. Bonaventure	59 67
												244	H	Stony Brook	64 54
												260	H	UMBC	56 64
												279	H	Vermont	64 53
												280	H	Boston U.	69 54
												338	H	UMass Lowell	93 69
												346	A	Wagner	75 50
LAST 12 Division I GAMES:															
127	H	Hartford	82 71	244	H	Stony Brook	64 54								
279	H	Vermont	64 53	338	H	UMass Lowell	93 69								
117	A	Maine	71 84	203	A	Dartmouth	61 69								
183	A	Binghamton	67 61	223	A	St. Bonaventure	59 67								
260	H	UMBC	56 64	346	A	Wagner	75 50								
88	A	New Hampshire	58 71	187	H	Fairfield	59 45								

Non-Div I Games: Post 85 61

Albany (NY)

■ Loss,
 ■ Non-Conf,
 ■ S Site,
 ■ H Home
 ■ A Away
 N Neutral

Average RPI Win: 297	WON-LOST	WINNING	LAST 10	STRENGTH OF	OPP. STRENGTH	TEAM	ADJ.	CONF.	ADJ CONF.
Average RPI Loss: 174	RECORD	PCT. RANK	GAMES	SCHEDULE	OF SCHEDULE	RPI	RPI	RPI	RPI
DIV. I ONLY	6- 14	269	0- 1	273	318	298	298	30	30
DIV. I NON-CONF.	0- 11	335	0- 1	132	224	324	324	30	30
TOTALS	RPI 1-25	RPI 26-50	W-L RECORDS	RPI 51-100	RPI 101-150	RPI 150+			
6- 14	0- 0	0- 1	OVERALL	0- 0	0- 6	6- 7			
4- 3	0- 0	0- 0	HOME	0- 0	0- 1	4- 2			
2- 10	0- 0	0- 0	AWAY	0- 0	0- 2	2- 2			
0- 1	0- 0	0- 0	NEUTRAL	0- 0	0- 0	0- 1			
0- 11	0- 0	0- 1	NON-CONFERENCE	0- 0	0- 6	0- 4			
0- 2	0- 0	0- 0	HOME	0- 0	0- 1	0- 1			
0- 8	0- 0	0- 1	AWAY	0- 0	0- 5	0- 2			
0- 1	0- 0	0- 0	NEUTRAL	0- 0	0- 0	0- 1			
6- 3	0- 0	0- 0	CONFERENCE	0- 0	0- 0	6- 3			
4- 1	0- 0	0- 0	HOME	0- 0	0- 0	4- 1			
2- 2	0- 0	0- 0	AWAY	0- 0	0- 0	2- 2			
0- 0	0- 0	0- 0	NEUTRAL	0- 0	0- 0	0- 0			

RPI S	Opponent	Score	RPI S	Opponent	Score	RPI S	Opponent	Score	RPI S	Opponent	Score	Team's RPI: 298
46	A Texas Tech	37 90							118	A Alabama	43 93	
									120	A Arizona	59 74	
									121	A Central Ark.	45 59	
									121	H Central Ark.	57 71	
									132	A Southern Miss.	56 99	
									142	A TCU	39 95	
									167	A Houston	70 85	
									204	H Texas Southern	53 57	
									212	A Alabama St.	54 72	
									215	A Grand Canyon	44 77	
									228	H Southern U.	69 63	
									253	H Jacksonville St.	66 70	
									267	H Mississippi Val.	69 49	
									270	H Prairie View	62 55	
									277	A Grambling	63 86	
									302	N Southeast Mo. St.	50 68	
									322	H Ark.-Pine Bluff	70 48	
									344	A Jackson St.	70 53	
									349	A Alabama A&M	73 57	
LAST 12 Division I GAMES:												
302	N	Southeast Mo. St.	50	68	277	A	Grambling	63	86			
228	H	Southern U.	69	63	344	A	Jackson St.	70	53			
349	A	Alabama A&M	73	57	270	H	Prairie View	62	55			
212	A	Alabama St.	54	72	204	H	Texas Southern	53	57			
322	H	Ark.-Pine Bluff	70	48	167	A	Houston	70	85			
267	H	Mississippi Val.	69	49	142	A	TCU	39	95			

Non-Div I Games:

Alcorn

■ Loss,
 ■ Non-Conf,
 ■ S Site,
 ■ H Home
 ■ A Away
 N Neutral

Average RPI Win: 260	WON-LOST	WINNING	LAST 10	STRENGTH OF	OPP. STRENGTH	TEAM	ADJ.	CONF.	ADJ CONF.
Average RPI Loss: 147	RECORD	PCT. RANK	GAMES	SCHEDULE	OF SCHEDULE	RPI	RPI	RPI	RPI
DIV. I ONLY	9- 11	202	6- 4	212	233	207	207	25	25
DIV. I NON-CONF.	3- 8	262	0- 3	129	193	233	233	25	25
TOTALS	RPI 1-25	RPI 26-50	W-L RECORDS	RPI 51-100	RPI 101-150	RPI 150+			
9- 11	0- 0	0- 2	OVERALL	1- 1	0- 3	8- 5			
5- 3	0- 0	0- 0	HOME	1- 0	0- 2	4- 1			
4- 6	0- 0	0- 2	AWAY	0- 1	0- 0	4- 3			
0- 2	0- 0	0- 0	NEUTRAL	0- 0	0- 1	0- 1			
3- 8	0- 0	0- 1	NON-CONFERENCE	1- 1	0- 3	2- 3			
2- 2	0- 0	0- 0	HOME	1- 0	0- 2	1- 0			
1- 4	0- 0	0- 1	AWAY	0- 1	0- 0	1- 2			
0- 2	0- 0	0- 0	NEUTRAL	0- 0	0- 1	0- 1			
6- 3	0- 0	0- 1	CONFERENCE	0- 0	0- 0	6- 2			
3- 1	0- 0	0- 0	HOME	0- 0	0- 0	3- 1			
3- 2	0- 0	0- 1	AWAY	0- 0	0- 0	3- 1			
0- 0	0- 0	0- 0	NEUTRAL	0- 0	0- 0	0- 0			

RPI S	Opponent	Score	RPI S	Opponent	Score	RPI S	Opponent	Score	RPI S	Opponent	Score
32	A Michigan	33 82	45	A Bucknell	67 73	75	H George Washington	66 61	115	H Delaware	55 56
						92	A Penn St.	65 70	128	N VCU	62 68
									130	H William & Mary	34 48
									158	A La Salle	59 63
									161	A Army West Point	51 53
									186	A Hofstra	67 72
									240	A Loyola Maryland	60 45
									260	H UMBC	70 53
									262	N Georgia St.	58 59
									272	A Colgate	73 62
									272	H Colgate	68 57
									280	H Boston U.	73 62
									306	H Holy Cross	60 61
									307	A Youngstown St.	77 64
									314	H Lehigh	68 51
									324	A Lafayette	76 52
LAST 12 Division I GAMES:											
272	A Colgate	73 62	45	A Bucknell	67 73						
306	H Holy Cross	60 61	272	H Colgate	68 57						
324	A Lafayette	76 52	240	A Loyola Maryland	60 45						
161	A Army West Point	51 53	32	A Michigan	33 82						
280	H Boston U.	73 62	92	A Penn St.	65 70						
314	H Lehigh	68 51	186	A Hofstra	67 72						

Non-Div I Games:

American

■ Loss,
 ■ Non-Conf,
 ■ S Site,
 ■ H Home
 ■ A Away
 N Neutral

Average RPI Win:	257	WON-LOST	WINNING	LAST 10	STRENGTH OF	OPP. STRENGTH	TEAM	ADJ.	CONF.	ADJ CONF.
Average RPI Loss:	123	RECORD	PCT. RANK	GAMES	SCHEDULE	OF SCHEDULE	RPI	RPI	RPI	RPI
DIV. I ONLY	8- 12	224	4- 6	143	207	195	195	20	20	
DIV. I NON-CONF.	5- 6	186	1- 2	159	188	166	166	18	18	
TOTALS	RPI 1-25	RPI 26-50	W-L RECORDS	RPI 51-100	RPI 101-150	RPI 150+				
8- 12	0- 2	0- 2	OVERALL	0- 2	0- 1	8- 5				
3- 5	0- 0	0- 1	HOME	0- 1	0- 1	3- 2				
4- 7	0- 2	0- 1	AWAY	0- 1	0- 0	4- 3				
1- 0	0- 0	0- 0	NEUTRAL	0- 0	0- 0	1- 0				
5- 6	0- 2	0- 0	NON-CONFERENCE	0- 1	0- 1	5- 2				
2- 2	0- 0	0- 0	HOME	0- 0	0- 1	2- 1				
2- 4	0- 2	0- 0	AWAY	0- 1	0- 0	2- 1				
1- 0	0- 0	0- 0	NEUTRAL	0- 0	0- 0	1- 0				
3- 6	0- 0	0- 2	CONFERENCE	0- 1	0- 0	3- 3				
1- 3	0- 0	0- 1	HOME	0- 1	0- 0	1- 1				
2- 3	0- 0	0- 1	AWAY	0- 0	0- 0	2- 2				
0- 0	0- 0	0- 0	NEUTRAL	0- 0	0- 0	0- 0				

RPI 1-25				RPI 26-50				RPI 51-100				RPI 101+ Team's RPI: 195			
RPI	S	Opponent	Score	RPI	S	Opponent	Score	RPI	S	Opponent	Score	RPI	S	Opponent	Score
15	A	Tennessee	66 92	49	A	UT Arlington	63 74	56	A	Georgia Tech	52 81	109	H	Radford	54 57
16	A	DePaul	58 99	49	H	UT Arlington	62 73	57	H	Little Rock	69 77	181	A	ETSU	71 68
												192	H	Col. of Charleston	62 65
												202	A	Texas St.	66 64
												202	H	Texas St.	37 53
												222	H	UNC Asheville	81 51
												231	A	Coastal Caro.	55 60
												239	A	Richmond	46 55
												262	A	Georgia St.	67 63
												262	A	Ga. Southern	50 53
												275	H	N.C. A&T	71 58
												285	N	Gardner-Webb	72 67
												308	A	Liberty	66 57
												323	H	Arkansas St.	76 50
LAST 12 Division I GAMES:															
49	H	UT Arlington	62 73	323	H	Arkansas St.	76 50								
202	H	Texas St.	37 53	202	A	Texas St.	66 64								
262	A	Ga. Southern	50 53	49	A	UT Arlington	63 74								
262	A	Georgia St.	67 63	222	H	UNC Asheville	81 51								
231	A	Coastal Caro.	55 60	15	A	Tennessee	66 92								
57	H	Little Rock	69 77	56	A	Georgia Tech	52 81								

Non-Div I Games:

Appalachian St.

■ Loss,
 ■ Non-Conf, S Site,
 ■ Home
 ■ Away
 N Neutral

Arizona

Through Games Of Jan. 29, 2017

Average RPI Win:	205	WON-LOST	WINNING	LAST 10	STRENGTH OF	OPP. STRENGTH	TEAM	ADJ.	CONF.	ADJ CONF.
Average RPI Loss:	66	RECORD	PCT. RANK	GAMES	SCHEDULE	OF SCHEDULE	RPI	RPI	RPI	RPI
DIV. I ONLY	11- 10	156	2- 8	96	60	120	120	1	1	
DIV. I NON-CONF.	9- 2	37	2- 0	316	282	139	139	1	1	
TOTALS	RPI 1-25	RPI 26-50	W-L RECORDS	RPI 51-100	RPI 101-150	RPI 150+				
11- 10	0- 4	0- 0	OVERALL	2- 4	1- 1	8- 1				
7- 4	0- 2	0- 0	HOME	1- 1	0- 0	6- 1				
4- 6	0- 2	0- 0	AWAY	1- 3	1- 1	2- 0				
0- 0	0- 0	0- 0	NEUTRAL	0- 0	0- 0	0- 0				
9- 2	0- 0	0- 0	NON-CONFERENCE	0- 0	1- 1	8- 1				
6- 1	0- 0	0- 0	HOME	0- 0	0- 0	6- 1				
3- 1	0- 0	0- 0	AWAY	0- 0	1- 1	2- 0				
0- 0	0- 0	0- 0	NEUTRAL	0- 0	0- 0	0- 0				
2- 8	0- 4	0- 0	CONFERENCE	2- 4	0- 0	0- 0				
1- 3	0- 2	0- 0	HOME	1- 1	0- 0	0- 0				
1- 5	0- 2	0- 0	AWAY	1- 3	0- 0	0- 0				
0- 0	0- 0	0- 0	NEUTRAL	0- 0	0- 0	0- 0				

RPI	S	Opponent	Score	RPI	S	Opponent	Score	RPI	S	Opponent	Score	RPI	S	Opponent	Score	Team's RPI: 120
8	A	Stanford	46 73					55	A	Utah	81 70	131	A	Kansas	51 75	
8	H	Stanford	55 77					59	A	California	60 71	146	A	George Mason	81 70	
9	A	UCLA	49 69					59	H	California	64 74	179	A	New Mexico St.	74 63	
12	H	Washington	73 90					60	H	Washington St.	56 55	212	H	San Diego	76 59	
								73	A	Southern California	54 58	224	H	North Texas	58 62	
								77	A	Colorado	56 65	225	H	Utah St.	61 57	
												229	H	Portland St.	75 52	
												250	A	Southern Utah	77 65	
												277	H	Grambling	73 46	
												298	H	Alcorn	74 59	
												326	H	Fla. Atlantic	77 67	
LAST 12 Division I GAMES:																
9	A	UCLA	49 69	55	A	Utah	81 70									
73	A	Southern California	54 58	77	A	Colorado	56 65									
59	A	California	60 71	8	H	Stanford	55 77									
8	A	Stanford	46 73	59	H	California	64 74									
60	H	Washington St.	56 55	229	H	Portland St.	75 52									
12	H	Washington	73 90	225	H	Utah St.	61 57									

Non-Div I Games:

Arizona

Loss, Non-Conf, S Site, H Home A Away N Neutral

Average RPI Win:	127	WON-LOST	WINNING	LAST 10	STRENGTH OF	OPP. STRENGTH	TEAM	ADJ.	CONF.	ADJ CONF.
Average RPI Loss:	24	RECORD	PCT. RANK	GAMES	SCHEDULE	OF SCHEDULE	RPI	RPI	RPI	RPI
DIV. I ONLY	14- 7	87	5- 5	20	10	26	26	1	1	
DIV. I NON-CONF.	9- 2	37	2- 0	95	51	32	32	1	1	
TOTALS	RPI 1-25	RPI 26-50	W-L RECORDS	RPI 51-100	RPI 101-150	RPI 150+				
14- 7	1- 5	0- 1	OVERALL	8- 1	1- 0	4- 0				
8- 2	0- 2	0- 0	HOME	3- 0	1- 0	4- 0				
5- 4	1- 2	0- 1	AWAY	4- 1	0- 0	0- 0				
1- 1	0- 1	0- 0	NEUTRAL	1- 0	0- 0	0- 0				
9- 2	1- 1	0- 1	NON-CONFERENCE	3- 0	1- 0	4- 0				
6- 0	0- 0	0- 0	HOME	1- 0	1- 0	4- 0				
2- 1	1- 0	0- 1	AWAY	1- 0	0- 0	0- 0				
1- 1	0- 1	0- 0	NEUTRAL	1- 0	0- 0	0- 0				
5- 5	0- 4	0- 0	CONFERENCE	5- 1	0- 0	0- 0				
2- 2	0- 2	0- 0	HOME	2- 0	0- 0	0- 0				
3- 3	0- 2	0- 0	AWAY	3- 1	0- 0	0- 0				
0- 0	0- 0	0- 0	NEUTRAL	0- 0	0- 0	0- 0				

RPI 1-25				RPI 26-50				Team's RPI: 26	RPI 51-100				RPI 101+			
RPI	S	Opponent	Score	RPI	S	Opponent	Score		RPI	S	Opponent	Score	RPI	S	Opponent	Score
8	A	Stanford	56 66	40	A	Marquette	63 75		55	A	Utah	66 44	135	H	Oral Roberts	79 52
8	H	Stanford	57 64						59	A	California	54 45	194	H	San Jose St.	82 37
9	A	UCLA	60 69						59	H	California	72 62	280	H	Boston U.	71 42
12	H	Washington	54 65						60	H	Washington St.	68 49	306	H	Holy Cross	63 33
14	A	Kentucky	73 71						62	H	Florida	69 63	313	H	Illinois St.	76 40
19	N	Maryland	42 83						73	A	Southern California	50 65				
									77	A	Colorado	71 52				
									81	A	Middle Tenn.	69 48				
									84	N	St. John's (NY)	54 41				
LAST 12 Division I GAMES:																
73	A	Southern California	50 65	77	A	Colorado	71 52									
9	A	UCLA	60 69	55	A	Utah	66 44									
8	A	Stanford	56 66	59	H	California	72 62									
59	A	California	54 45	8	H	Stanford	57 64									
12	H	Washington	54 65	306	H	Holy Cross	63 33									
60	H	Washington St.	68 49	135	H	Oral Roberts	79 52									

Non-Div I Games:

Arizona St.

■ Loss,
 ■ Non-Conf, S Site,
 ■ Home
 ■ Away
 N Neutral

Average RPI Win:	293	WON-LOST	WINNING	LAST 10	STRENGTH OF	OPP. STRENGTH	TEAM	ADJ.	CONF.	ADJ CONF.
Average RPI Loss:	188	RECORD	PCT. RANK	GAMES	SCHEDULE	OF SCHEDULE	RPI	RPI	RPI	RPI
DIV. I ONLY	4- 13	304	4- 6	261	319	322	322	30	30	
DIV. I NON-CONF.	1- 8	314	1- 2	104	252	282	282	30	30	
TOTALS	RPI 1-25	RPI 26-50	W-L RECORDS	RPI 51-100	RPI 101-150	RPI 150+				
4- 13	0- 1	0- 1	OVERALL	0- 0	0- 1	4- 10				
3- 3	0- 0	0- 0	HOME	0- 0	0- 0	3- 3				
0- 9	0- 1	0- 1	AWAY	0- 0	0- 1	0- 6				
1- 1	0- 0	0- 0	NEUTRAL	0- 0	0- 0	1- 1				
1- 8	0- 1	0- 1	NON-CONFERENCE	0- 0	0- 1	1- 5				
0- 1	0- 0	0- 0	HOME	0- 0	0- 0	0- 1				
0- 6	0- 1	0- 1	AWAY	0- 0	0- 1	0- 3				
1- 1	0- 0	0- 0	NEUTRAL	0- 0	0- 0	1- 1				
3- 5	0- 0	0- 0	CONFERENCE	0- 0	0- 0	3- 5				
3- 2	0- 0	0- 0	HOME	0- 0	0- 0	3- 2				
0- 3	0- 0	0- 0	AWAY	0- 0	0- 0	0- 3				
0- 0	0- 0	0- 0	NEUTRAL	0- 0	0- 0	0- 0				

RPI 1-25				RPI 26-50				RPI 51-100				RPI 101+ Team's RPI: 322			
RPI	S	Opponent	Score	RPI	S	Opponent	Score	RPI	S	Opponent	Score	RPI	S	Opponent	Score
7	A	Oregon St.	40 73	38	A	South Dakota St.	45 103					139	A	Ball St.	60 88
												168	A	Cincinnati	42 72
												176	A	Xavier	41 62
												180	A	Illinois	58 70
												204	H	Texas Southern	49 45
												206	N	Campbell	31 51
												212	H	Alabama St.	62 74
												228	A	Southern U.	50 67
												245	H	Austin Peay	55 69
												267	H	Mississippi Val.	63 73
												270	H	Prairie View	64 47
												277	A	Grambling	54 56
												298	A	Alcorn	48 70
												348	N	Morgan St.	53 44
												349	H	Alabama A&M	61 57
LAST 12 Division I GAMES:															
277	A	Grambling	54 56	212	H	Alabama St.	62 74								
270	H	Prairie View	64 47	267	H	Mississippi Val.	63 73								
204	H	Texas Southern	49 45	7	A	Oregon St.	40 73								
298	A	Alcorn	48 70	348	N	Morgan St.	53 44								
228	A	Southern U.	50 67	206	N	Campbell	31 51								
349	H	Alabama A&M	61 57	38	A	South Dakota St.	45 103								

Non-Div I Games: Philander Smith 88 65 Tougaloo 71 60

Ark.-Pine Bluff

■ Loss,
 ■ Non-Conf,
 ■ S Site,
 ■ H Home
 ■ A Away
 N Neutral

Arkansas

Through Games Of Jan. 29, 2017

Average RPI Win: 190	WON-LOST	WINNING	LAST 10	STRENGTH OF	OPP. STRENGTH	TEAM	ADJ.	CONF.	ADJ CONF.
Average RPI Loss: 63	RECORD	PCT. RANK	GAMES	SCHEDULE	OF SCHEDULE	RPI	RPI	RPI	RPI
DIV. I ONLY	13- 8	114	3- 7	100	83	107	107	2	2
DIV. I NON-CONF.	11- 2	24	2- 2	273	234	107	107	2	2
TOTALS	RPI 1-25	RPI 26-50	W-L RECORDS	RPI 51-100	RPI 101-150	RPI 150+			
13- 8	0- 4	1- 1	OVERALL	1- 1	4- 1	7- 1			
9- 4	0- 2	1- 1	HOME	1- 0	1- 1	6- 0			
2- 4	0- 2	0- 0	AWAY	0- 1	2- 0	0- 1			
2- 0	0- 0	0- 0	NEUTRAL	0- 0	1- 0	1- 0			
11- 2	0- 0	1- 0	NON-CONFERENCE	1- 0	2- 1	7- 1			
8- 1	0- 0	1- 0	HOME	1- 0	0- 1	6- 0			
1- 1	0- 0	0- 0	AWAY	0- 0	1- 0	0- 1			
2- 0	0- 0	0- 0	NEUTRAL	0- 0	1- 0	1- 0			
2- 6	0- 4	0- 1	CONFERENCE	0- 1	2- 0	0- 0			
1- 3	0- 2	0- 1	HOME	0- 0	1- 0	0- 0			
1- 3	0- 2	0- 0	AWAY	0- 1	1- 0	0- 0			
0- 0	0- 0	0- 0	NEUTRAL	0- 0	0- 0	0- 0			

RPI 1-25				RPI 26-50				RPI 51-100				RPI 101+ Team's RPI: 107			
RPI	S	Opponent	Score	RPI	S	Opponent	Score	RPI	S	Opponent	Score	RPI	S	Opponent	Score
4	H	Mississippi St.	51 59	36	H	Missouri	46 60	63	H	South Dakota	70 67	105	N	Navy	70 67
21	A	Texas A&M	65 90	46	H	Texas Tech	66 60	98	A	Ole Miss	64 73	111	H	Vanderbilt	59 56
25	A	LSU	46 53									118	A	Alabama	68 50
25	H	LSU	52 53									135	H	Oral Roberts	60 70
												141	A	Tulsa	57 50
												156	A	Missouri St.	62 64
												165	H	Stetson	79 62
												175	N	Memphis	91 61
												225	H	Butler	68 50
												320	H	Northwestern St.	65 36
												328	H	La.-Monroe	92 46
												334	H	Houston Baptist	101 40
												345	H	Sam Houston St.	71 39
LAST 12 Division I GAMES:															
25	A	LSU	46 53	4	H	Mississippi St.	51 59	98	A	Ole Miss	64 73	334	H	Houston Baptist	101 40
36	H	Missouri	46 60	111	H	Vanderbilt	59 56	135	H	Oral Roberts	60 70	320	H	Northwestern St.	65 36
118	A	Alabama	68 50	21	A	Texas A&M	65 90	156	A	Missouri St.	62 64				
25	H	LSU	52 53												

Non-Div I Games:

Arkansas

■ Loss,
 ■ Non-Conf,
 ■ S Site,
 ■ H Home
 ■ A Away
 N Neutral

Average RPI Win:	254	WON-LOST	WINNING	LAST 10	STRENGTH OF	OPP. STRENGTH	TEAM	ADJ.	CONF.	ADJ CONF.
Average RPI Loss:	163	RECORD	PCT. RANK	GAMES	SCHEDULE	OF SCHEDULE	RPI	RPI	RPI	RPI
DIV. I ONLY	4- 17	314	2- 8	276	144	323	323	20	20	
DIV. I NON-CONF.	2- 10	305	1- 2	242	54	310	310	18	18	
TOTALS	RPI 1-25	RPI 26-50	W-L RECORDS	RPI 51-100	RPI 101-150	RPI 150+				
4- 17	0- 1	0- 1	OVERALL	0- 4	1- 1	3- 10				
3- 4	0- 1	0- 0	HOME	0- 1	1- 1	2- 1				
0- 11	0- 0	0- 1	AWAY	0- 2	0- 0	0- 8				
1- 2	0- 0	0- 0	NEUTRAL	0- 1	0- 0	1- 1				
2- 10	0- 1	0- 1	NON-CONFERENCE	0- 3	1- 0	1- 5				
1- 2	0- 1	0- 0	HOME	0- 1	1- 0	0- 0				
0- 6	0- 0	0- 1	AWAY	0- 1	0- 0	0- 4				
1- 2	0- 0	0- 0	NEUTRAL	0- 1	0- 0	1- 1				
2- 7	0- 0	0- 0	CONFERENCE	0- 1	0- 1	2- 5				
2- 2	0- 0	0- 0	HOME	0- 0	0- 1	2- 1				
0- 5	0- 0	0- 0	AWAY	0- 1	0- 0	0- 4				
0- 0	0- 0	0- 0	NEUTRAL	0- 0	0- 0	0- 0				

RPI 1-25				RPI 26-50				RPI 51-100				RPI 101+ Team's RPI: 323			
RPI	S	Opponent	Score	RPI	S	Opponent	Score	RPI	S	Opponent	Score	RPI	S	Opponent	Score
24	H	South Fla.	59 78	44	A	Oklahoma St.	34 76	57	A	Little Rock	59 73	106	H	Troy	75 83
								59	N	California	55 80	141	H	Tulsa	83 80
								62	H	Florida	60 71	172	A	Wichita St.	51 69
								86	A	Iowa St.	53 105	195	A	Appalachian St.	50 76
												196	A	Louisiana	60 72
												196	H	Louisiana	72 80
												231	A	Coastal Caro.	55 57
												243	A	Tennessee St.	66 76
												245	A	Austin Peay	55 62
												251	H	South Ala.	56 53
												255	A	UT Martin	63 68
												268	N	Northern Ky.	78 83
												296	N	Kennesaw St.	70 67
												328	A	La.-Monroe	51 59
												328	H	La.-Monroe	71 56
LAST 12 Division I GAMES:															
328	A	La.-Monroe	51 59	195	A	Appalachian St.	50 76								
196	A	Louisiana	60 72	196	H	Louisiana	72 80								
106	H	Troy	75 83	328	H	La.-Monroe	71 56								
251	H	South Ala.	56 53	59	N	California	55 80								
57	A	Little Rock	59 73	268	N	Northern Ky.	78 83								
231	A	Coastal Caro.	55 57	296	N	Kennesaw St.	70 67								

Non-Div I Games:

Arkansas St.

■ Loss,
■ Non-Conf,
■ S Site,
■ H Home
■ A Away
N Neutral

Army West Point

Through Games Of Jan. 29, 2017

Average RPI Win:	272	WON-LOST	WINNING	LAST 10	STRENGTH OF	OPP. STRENGTH	TEAM	ADJ.	CONF.	ADJ CONF.
Average RPI Loss:	109	RECORD	PCT. RANK	GAMES	SCHEDULE	OF SCHEDULE	RPI	RPI	RPI	RPI
DIV. I ONLY	13- 6	78	5- 4	311	251	161	161	25	25	
DIV. I NON-CONF.	8- 2	49	1- 1	340	263	149	149	25	25	
TOTALS	RPI 1-25	RPI 26-50	W-L RECORDS	RPI 51-100	RPI 101-150	RPI 150+				
13- 6	0- 0	0- 3	OVERALL	0- 0	2- 1	11- 2				
7- 2	0- 0	0- 1	HOME	0- 0	1- 1	6- 0				
6- 4	0- 0	0- 2	AWAY	0- 0	1- 0	5- 2				
0- 0	0- 0	0- 0	NEUTRAL	0- 0	0- 0	0- 0				
8- 2	0- 0	0- 1	NON-CONFERENCE	0- 0	2- 0	6- 1				
5- 0	0- 0	0- 0	HOME	0- 0	1- 0	4- 0				
3- 2	0- 0	0- 1	AWAY	0- 0	1- 0	2- 1				
0- 0	0- 0	0- 0	NEUTRAL	0- 0	0- 0	0- 0				
5- 4	0- 0	0- 2	CONFERENCE	0- 0	0- 1	5- 1				
2- 2	0- 0	0- 1	HOME	0- 0	0- 1	2- 0				
3- 2	0- 0	0- 1	AWAY	0- 0	0- 0	3- 1				
0- 0	0- 0	0- 0	NEUTRAL	0- 0	0- 0	0- 0				

RPI S	Opponent	Score	RPI S	Opponent	Score	RPI S	Opponent	Score	RPI S	Opponent	Score	Team's RPI: 161
45	A Bucknell	62 68	45	H Bucknell	56 60	45	H Navy	58 63	105	H Navy	58 63	
47	A Minnesota	52 70				115	A Delaware	61 47	136	H Yale	59 55	
						171	A Albany (NY)	59 65	203	A Dartmouth	68 60	
						207	H American	53 51	240	A Loyola Maryland	62 71	
						272	A Colgate	76 69	306	A Holy Cross	67 59	
						310	H St. Francis Brooklyn	69 46	314	A Lehigh	75 71	
						315	H Air Force	75 47	324	H Lafayette	76 73	
						339	A LIU Brooklyn	68 47	343	H Fairleigh Dickinson	86 58	
						346	H Wagner	85 40				
LAST 12 Division I GAMES:												
45	A Bucknell	62 68	324	H Lafayette	76 73	45	H Bucknell	56 60				
105	H Navy	58 63	314	A Lehigh	75 71							
306	A Holy Cross	67 59	115	A Delaware	61 47							
207	H American	53 51	47	A Minnesota	52 70							
272	A Colgate	76 69	346	H Wagner	85 40							
240	A Loyola Maryland	62 71										

Non-Div I Games: Mercy 90 48

Army West Point

Loss, Non-Conf, S Site, H Home A Away N Neutral

Average RPI Win:	128	WON-LOST	WINNING	LAST 10	STRENGTH OF	OPP. STRENGTH	TEAM	ADJ.	CONF.	ADJ CONF.
Average RPI Loss:	29	RECORD	PCT. RANK	GAMES	SCHEDULE	OF SCHEDULE	RPI	RPI	RPI	RPI
DIV. I ONLY	15- 7	81	6- 4	11	41	23	23	2	2	
DIV. I NON-CONF.	10- 4	80	2- 2	26	79	26	26	2	2	
TOTALS	RPI 1-25	RPI 26-50	W-L RECORDS	RPI 51-100	RPI 101-150	RPI 150+				
15- 7	1- 3	1- 3	OVERALL	5- 1	4- 0	4- 0				
6- 3	1- 2	0- 1	HOME	3- 0	1- 0	1- 0				
6- 3	0- 1	0- 2	AWAY	2- 0	2- 0	2- 0				
3- 1	0- 0	1- 0	NEUTRAL	0- 1	1- 0	1- 0				
10- 4	0- 1	1- 2	NON-CONFERENCE	3- 1	2- 0	4- 0				
4- 1	0- 0	0- 1	HOME	2- 0	1- 0	1- 0				
3- 2	0- 1	0- 1	AWAY	1- 0	0- 0	2- 0				
3- 1	0- 0	1- 0	NEUTRAL	0- 1	1- 0	1- 0				
5- 3	1- 2	0- 1	CONFERENCE	2- 0	2- 0	0- 0				
2- 2	1- 2	0- 0	HOME	1- 0	0- 0	0- 0				
3- 1	0- 0	0- 1	AWAY	1- 0	2- 0	0- 0				
0- 0	0- 0	0- 0	NEUTRAL	0- 0	0- 0	0- 0				

RPI	S	Opponent	Score	RPI	S	Opponent	Score	RPI	S	Opponent	Score	RPI	S	Opponent	Score
2	H	South Carolina	47 73	33	N	Drake	85 80	53	H	Indiana	71 67	106	H	Troy	61 52
14	H	Kentucky	60 64	35	A	Tulane	59 61	54	N	West Virginia	52 56	111	A	Vanderbilt	64 59
15	H	Tennessee	79 61	36	A	Missouri	53 68	62	A	Florida	82 75	118	A	Alabama	66 55
17	A	Kansas St.	66 71	43	H	Virginia Tech	87 92	79	H	Jacksonville	53 41	139	N	Ball St.	54 40
								98	H	Ole Miss	83 60	169	A	Louisiana Tech	76 66
								99	A	East Carolina	61 52	248	N	Marist	52 51
												275	A	N.C. A&T	68 36
												309	H	Savannah St.	75 46
LAST 12 Division I GAMES:															
118	A	Alabama	66 55	2	H	South Carolina	47 73								
36	A	Missouri	53 68	62	A	Florida	82 75								
14	H	Kentucky	60 64	79	H	Jacksonville	53 41								
15	H	Tennessee	79 61	35	A	Tulane	59 61								
111	A	Vanderbilt	64 59	33	N	Drake	85 80								
98	H	Ole Miss	83 60	43	H	Virginia Tech	87 92								

Non-Div I Games:

Auburn

■ Loss,
 ■ Non-Conf, S Site,
 ■ Home
 ■ Away
 N Neutral

Average RPI Win:	274	WON-LOST	WINNING	LAST 10	STRENGTH OF	OPP. STRENGTH	TEAM	ADJ.	CONF.	ADJ CONF.
Average RPI Loss:	173	RECORD	PCT. RANK	GAMES	SCHEDULE	OF SCHEDULE	RPI	RPI	RPI	RPI
DIV. I ONLY	9- 11	202	5- 5	273	281	245	245	26	26	
DIV. I NON-CONF.	4- 7	224	1- 2	294	229	288	288	27	27	
TOTALS	RPI 1-25	RPI 26-50	W-L RECORDS	RPI 51-100	RPI 101-150	RPI 150+				
9- 11	0- 0	0- 0	OVERALL	0- 4	0- 1	9- 6				
6- 4	0- 0	0- 0	HOME	0- 2	0- 0	6- 2				
3- 6	0- 0	0- 0	AWAY	0- 2	0- 1	3- 3				
0- 1	0- 0	0- 0	NEUTRAL	0- 0	0- 0	0- 1				
4- 7	0- 0	0- 0	NON-CONFERENCE	0- 3	0- 1	4- 3				
3- 2	0- 0	0- 0	HOME	0- 1	0- 0	3- 1				
1- 4	0- 0	0- 0	AWAY	0- 2	0- 1	1- 1				
0- 1	0- 0	0- 0	NEUTRAL	0- 0	0- 0	0- 1				
5- 4	0- 0	0- 0	CONFERENCE	0- 1	0- 0	5- 3				
3- 2	0- 0	0- 0	HOME	0- 1	0- 0	3- 1				
2- 2	0- 0	0- 0	AWAY	0- 0	0- 0	2- 2				
0- 0	0- 0	0- 0	NEUTRAL	0- 0	0- 0	0- 0				

RPI S	Opponent	Score	RPI S	Opponent	Score	RPI S	Opponent	Score	RPI S	Opponent	Score	Team's RPI: 245
						80	H Belmont	71 80	129	A UCF	43 61	
						81	A Middle Tenn.	51 82	181	H ETSU	77 74	
						89	H Western Ky.	65 85	205	H Morehead St.	71 81	
						98	A Ole Miss	38 66	209	H Miami (OH)	58 73	
									221	H SIUE	85 62	
									223	N St. Bonaventure	57 58	
									253	A Jacksonville St.	45 65	
									254	H Murray St.	75 63	
									255	A UT Martin	80 83	
									266	A Tennessee Tech	87 84	
									281	A Evansville	54 68	
									296	H Kennesaw St.	68 49	
									302	H Southeast Mo. St.	84 74	
									303	A Eastern Ill.	69 59	
									322	A Ark.-Pine Bluff	69 55	
									323	H Arkansas St.	62 55	
LAST 12 Division I GAMES:												
			302	H Southeast Mo. St.	84 74				266	A Tennessee Tech	87 84	
			255	A UT Martin	80 83				80	H Belmont	71 80	
			254	H Murray St.	75 63				205	H Morehead St.	71 81	
			303	A Eastern Ill.	69 59				98	A Ole Miss	38 66	
			221	H SIUE	85 62				81	A Middle Tenn.	51 82	
			253	A Jacksonville St.	45 65				296	H Kennesaw St.	68 49	

Non-Div I Games: Trevecca Nazarene 69 51 Christian Bros. 76 57

Austin Peay

Loss, Non-Conf, S Site, H Home A Away N Neutral

Average RPI Win:	198	WON-LOST	WINNING	LAST 10	STRENGTH OF	OPP. STRENGTH	TEAM	ADJ.	CONF.	ADJ CONF.
Average RPI Loss:	86	RECORD	PCT. RANK	GAMES	SCHEDULE	OF SCHEDULE	RPI	RPI	RPI	RPI
DIV. I ONLY	13- 8	114	7- 3	154	75	104	104	14	14	
DIV. I NON-CONF.	6- 5	148	1- 1	76	17	88	88	12	12	
TOTALS	RPI 1-25	RPI 26-50	W-L RECORDS	RPI 51-100	RPI 101-150	RPI 150+				
13- 8	0- 3	0- 0	OVERALL	1- 1	4- 3	8- 1				
6- 2	0- 2	0- 0	HOME	0- 0	2- 0	4- 0				
4- 5	0- 0	0- 0	AWAY	0- 1	0- 3	4- 1				
3- 1	0- 1	0- 0	NEUTRAL	1- 0	2- 0	0- 0				
6- 5	0- 3	0- 0	NON-CONFERENCE	1- 1	2- 1	3- 0				
1- 2	0- 2	0- 0	HOME	0- 0	0- 0	1- 0				
2- 2	0- 0	0- 0	AWAY	0- 1	0- 1	2- 0				
3- 1	0- 1	0- 0	NEUTRAL	1- 0	2- 0	0- 0				
7- 3	0- 0	0- 0	CONFERENCE	0- 0	2- 2	5- 1				
5- 0	0- 0	0- 0	HOME	0- 0	2- 0	3- 0				
2- 3	0- 0	0- 0	AWAY	0- 0	0- 2	2- 1				
0- 0	0- 0	0- 0	NEUTRAL	0- 0	0- 0	0- 0				

RPI S	Opponent	Score	RPI S	Opponent	Score	RPI S	Opponent	Score	RPI S	Opponent	Score	Team's RPI: 104
7 N	Oregon St.	56 65				55 A	Utah	60 77	110 A	Georgia	51 81	
12 H	Washington	70 82				90 N	UNLV	63 54	125 H	St. Mary's (CA)	70 65	
18 H	Oklahoma	61 68							137 N	Saint Joseph's	71 56	
									141 N	Tulsa	71 56	
									143 A	San Francisco	63 70	
									144 A	Santa Clara	63 64	
									144 H	Santa Clara	72 66	
									198 A	Pacific	68 55	
									198 H	Pacific	68 50	
									200 A	Loyola Marymount	74 77	
									200 H	Loyola Marymount	76 59	
									212 H	San Diego	81 63	
									225 A	Utah St.	60 40	
									257 H	Weber St.	73 64	
									311 A	Pepperdine	73 47	
									331 A	Utah Valley	68 50	
LAST 12 Division I GAMES:												
200 A	Loyola Marymount	74 77	198 A	Pacific	68 55							
144 H	Santa Clara	72 66	125 H	St. Mary's (CA)	70 65							
198 H	Pacific	68 50	200 H	Loyola Marymount	76 59							
311 A	Pepperdine	73 47	144 A	Santa Clara	63 64							
212 H	San Diego	81 63	12 H	Washington	70 82							
143 A	San Francisco	63 70	225 A	Utah St.	60 40							

Non-Div I Games:

BYU

■ Loss,
 ■ Non-Conf,
 S Site,
 ■ Home
 ■ Away
 N Neutral

Average RPI Win:	213	WON-LOST	WINNING	LAST 10	STRENGTH OF	OPP. STRENGTH	TEAM	ADJ.	CONF.	ADJ CONF.
Average RPI Loss:	110	RECORD	PCT. RANK	GAMES	SCHEDULE	OF SCHEDULE	RPI	RPI	RPI	RPI
DIV. I ONLY	13- 7	100	7- 2	216	113	139	139	10	10	
DIV. I NON-CONF.	6- 5	148	0- 2	326	85	235	235	11	11	
TOTALS	RPI 1-25	RPI 26-50	W-L RECORDS	RPI 51-100	RPI 101-150	RPI 150+				
13- 7	0- 1	0- 0	OVERALL	1- 5	2- 0	10- 1				
7- 3	0- 0	0- 0	HOME	0- 2	1- 0	6- 1				
5- 2	0- 0	0- 0	AWAY	1- 2	1- 0	3- 0				
1- 2	0- 1	0- 0	NEUTRAL	0- 1	0- 0	1- 0				
6- 5	0- 1	0- 0	NON-CONFERENCE	0- 3	0- 0	6- 1				
3- 2	0- 0	0- 0	HOME	0- 1	0- 0	3- 1				
2- 1	0- 0	0- 0	AWAY	0- 1	0- 0	2- 0				
1- 2	0- 1	0- 0	NEUTRAL	0- 1	0- 0	1- 0				
7- 2	0- 0	0- 0	CONFERENCE	1- 2	2- 0	4- 0				
4- 1	0- 0	0- 0	HOME	0- 1	1- 0	3- 0				
3- 1	0- 0	0- 0	AWAY	1- 1	1- 0	1- 0				
0- 0	0- 0	0- 0	NEUTRAL	0- 0	0- 0	0- 0				

RPI 1-25				RPI 26-50				RPI 51-100				RPI 101+ Team's RPI: 139			
RPI	S	Opponent	Score	RPI	S	Opponent	Score	RPI	S	Opponent	Score	RPI	S	Opponent	Score
23	N	Auburn	40 54					68	A	Buffalo	89 75	103	A	Toledo	51 45
								83	H	Northern Ill.	96 101	114	H	Kent St.	71 47
								89	A	Western Ky.	61 68	164	H	Western Mich.	61 56
								93	H	Purdue	42 58	178	H	Akron	80 70
								95	A	Central Mich.	92 101	199	A	Oakland	66 59
								99	N	East Carolina	69 82	225	A	Butler	74 50
												252	A	Bowling Green	75 53
												261	H	Eastern Mich.	78 49
												275	N	N.C. A&T	76 57
												281	H	Evansville	84 49
												287	H	Lipscomb	74 78
												322	H	Ark.-Pine Bluff	88 60
												327	H	Chicago St.	88 53
LAST 12 Division I GAMES:															
83	H	Northern Ill.	96 101	164	H	Western Mich.	61 56								
68	A	Buffalo	89 75	114	H	Kent St.	71 47								
252	A	Bowling Green	75 53	103	A	Toledo	51 45								
261	H	Eastern Mich.	78 49	89	A	Western Ky.	61 68								
178	H	Akron	80 70	287	H	Lipscomb	74 78								
95	A	Central Mich.	92 101	199	A	Oakland	66 59								

Non-Div I Games: Urbana 93 49

Ball St.

■ Loss,
 ■ Non-Conf,
 ■ S Site,
 ■ H Home
 ■ A Away
 N Neutral

Average RPI Win:	117	WON-LOST	WINNING	LAST 10	STRENGTH OF	OPP. STRENGTH	TEAM	ADJ.	CONF.	ADJ CONF.
Average RPI Loss:	1	RECORD	PCT. RANK	GAMES	SCHEDULE	OF SCHEDULE	RPI	RPI	RPI	RPI
DIV. I ONLY	21- 1	2	10- 0	38	6	5	5	4	4	
DIV. I NON-CONF.	11- 1	13	2- 0	86	29	8	8	3	3	
TOTALS	RPI 1-25	RPI 26-50	W-L RECORDS	RPI 51-100	RPI 101-150	RPI 150+				
21- 1	6- 1	2- 0	OVERALL	3- 0	5- 0	5- 0				
13- 0	3- 0	0- 0	HOME	2- 0	3- 0	5- 0				
5- 1	2- 1	1- 0	AWAY	1- 0	1- 0	0- 0				
3- 0	1- 0	1- 0	NEUTRAL	0- 0	1- 0	0- 0				
11- 1	3- 1	1- 0	NON-CONFERENCE	0- 0	2- 0	5- 0				
7- 0	1- 0	0- 0	HOME	0- 0	1- 0	5- 0				
1- 1	1- 1	0- 0	AWAY	0- 0	0- 0	0- 0				
3- 0	1- 0	1- 0	NEUTRAL	0- 0	1- 0	0- 0				
10- 0	3- 0	1- 0	CONFERENCE	3- 0	3- 0	0- 0				
6- 0	2- 0	0- 0	HOME	2- 0	2- 0	0- 0				
4- 0	1- 0	1- 0	AWAY	1- 0	1- 0	0- 0				
0- 0	0- 0	0- 0	NEUTRAL	0- 0	0- 0	0- 0				

RPI	S	Opponent	Score	RPI	S	Opponent	Score	RPI	S	Opponent	Score	RPI	S	Opponent	Score
1	A	UConn	61 72	31	N	Ohio St.	85 68	54	A	West Virginia	91 56	114	N	Kent St.	84 42
9	H	UCLA	84 70	44	A	Oklahoma St.	86 50	54	H	West Virginia	79 73	122	H	Abilene Christian	79 34
15	A	Tennessee	88 66					86	H	Iowa St.	68 42	131	A	Kansas	92 43
16	N	DePaul	104 72									131	H	Kansas	90 43
17	A	Kansas St.	91 49									142	H	TCU	77 54
17	H	Kansas St.	87 57									202	H	Texas St.	90 24
18	H	Oklahoma	92 58									267	H	Mississippi Val.	101 36
												325	H	Winthrop	140 32
												334	H	Houston Baptist	118 43
												336	H	Southeastern La.	109 38
LAST 12 Division I GAMES:															
18	H	Oklahoma	92 58	44	A	Oklahoma St.	86 50								
17	A	Kansas St.	91 49	54	A	West Virginia	91 56								
54	H	West Virginia	79 73	131	H	Kansas	90 43								
86	H	Iowa St.	68 42	17	H	Kansas St.	87 57								
131	A	Kansas	92 43	325	H	Winthrop	140 32								
142	H	TCU	77 54	202	H	Texas St.	90 24								

Non-Div I Games:

Baylor

■ Loss,
■ Non-Conf, S Site,
■ Home
■ Away
N Neutral

Average RPI Win:	247	WON-LOST	WINNING	LAST 10	STRENGTH OF	OPP. STRENGTH	TEAM	ADJ.	CONF.	ADJ CONF.
Average RPI Loss:	73	RECORD	PCT. RANK	GAMES	SCHEDULE	OF SCHEDULE	RPI	RPI	RPI	RPI
DIV. I ONLY	16- 5	35	10- 0	211	221	80	80	26	26	
DIV. I NON-CONF.	7- 5	137	2- 1	153	89	95	95	27	27	
TOTALS	RPI 1-25	RPI 26-50	W-L RECORDS	RPI 51-100	RPI 101-150	RPI 150+				
16- 5	0- 1	0- 2	OVERALL	1- 0	0- 1	15- 1				
6- 1	0- 0	0- 1	HOME	1- 0	0- 0	5- 0				
10- 3	0- 1	0- 1	AWAY	0- 0	0- 1	10- 0				
0- 1	0- 0	0- 0	NEUTRAL	0- 0	0- 0	0- 1				
7- 5	0- 1	0- 2	NON-CONFERENCE	1- 0	0- 1	6- 1				
2- 1	0- 0	0- 1	HOME	1- 0	0- 0	1- 0				
5- 3	0- 1	0- 1	AWAY	0- 0	0- 1	5- 0				
0- 1	0- 0	0- 0	NEUTRAL	0- 0	0- 0	0- 1				
9- 0	0- 0	0- 0	CONFERENCE	0- 0	0- 0	9- 0				
4- 0	0- 0	0- 0	HOME	0- 0	0- 0	4- 0				
5- 0	0- 0	0- 0	AWAY	0- 0	0- 0	5- 0				
0- 0	0- 0	0- 0	NEUTRAL	0- 0	0- 0	0- 0				

RPI 1-25				RPI 26-50				RPI 51-100				Team's RPI: 80		RPI 101+			
RPI	S	Opponent	Score	RPI	S	Opponent	Score	RPI	S	Opponent	Score			RPI	S	Opponent	Score
11	A	Louisville	50 73	29	H	Green Bay	53 62	70	H	IUPUI	78 72			106	A	Troy	74 91
				47	A	Minnesota	74 75							173	N	Fresno St.	53 62
														193	A	UAB	72 58
														200	A	Loyola Marymount	79 72
														205	A	Morehead St.	91 59
														227	A	Samford	73 54
														243	A	Tennessee St.	70 60
														245	A	Austin Peay	80 71
														253	A	Jacksonville St.	54 53
														255	H	UT Martin	71 66
														259	A	Presbyterian	83 58
														266	H	Tennessee Tech	89 75
														287	H	Lipscomb	100 62
														302	H	Southeast Mo. St.	89 77
														303	A	Eastern Ill.	77 58
														317	A	Fort Wayne	85 59
														319	H	Eastern Ky.	74 58
LAST 12 Division I GAMES:																	
243	A	Tennessee St.	70 60	255	H	UT Martin	71 66										
266	H	Tennessee Tech	89 75	245	A	Austin Peay	80 71										
253	A	Jacksonville St.	54 53	303	A	Eastern Ill.	77 58										
205	A	Morehead St.	91 59	259	A	Presbyterian	83 58										
319	H	Eastern Ky.	74 58	70	H	IUPUI	78 72										
302	H	Southeast Mo. St.	89 77	47	A	Minnesota	74 75										

Non-Div I Games: Trevecca Nazarene 87 56

Belmont

■ Loss,
 ■ Non-Conf,
 ■ S Site,
 ■ H Home
 ■ A Away
 N Neutral

Average RPI Win:	305	WON-LOST	WINNING	LAST 10	STRENGTH OF	OPP. STRENGTH	TEAM	ADJ.	CONF.	ADJ CONF.
Average RPI Loss:	201	RECORD	PCT. RANK	GAMES	SCHEDULE	OF SCHEDULE	RPI	RPI	RPI	RPI
DIV. I ONLY	8- 9	196	7- 3	337	342	265	265	32	32	
DIV. I NON-CONF.	2- 8	288	2- 3	261	310	314	314	31	31	
TOTALS	RPI 1-25	RPI 26-50	W-L RECORDS	RPI 51-100	RPI 101-150	RPI 150+				
8- 9	0- 0	0- 0	OVERALL	0- 1	0- 2	8- 6				
3- 1	0- 0	0- 0	HOME	0- 0	0- 0	3- 1				
4- 7	0- 0	0- 0	AWAY	0- 1	0- 2	4- 4				
1- 1	0- 0	0- 0	NEUTRAL	0- 0	0- 0	1- 1				
2- 8	0- 0	0- 0	NON-CONFERENCE	0- 1	0- 2	2- 5				
1- 0	0- 0	0- 0	HOME	0- 0	0- 0	1- 0				
0- 7	0- 0	0- 0	AWAY	0- 1	0- 2	0- 4				
1- 1	0- 0	0- 0	NEUTRAL	0- 0	0- 0	1- 1				
6- 1	0- 0	0- 0	CONFERENCE	0- 0	0- 0	6- 1				
2- 1	0- 0	0- 0	HOME	0- 0	0- 0	2- 1				
4- 0	0- 0	0- 0	AWAY	0- 0	0- 0	4- 0				
0- 0	0- 0	0- 0	NEUTRAL	0- 0	0- 0	0- 0				

RPI 1-25			RPI 26-50			RPI 51-100			RPI 101+ Team's RPI: 265		
RPI	S	Opponent	Score	RPI	S	Opponent	Score	RPI	S	Opponent	Score
						79 A Jacksonville	63 69	124 A Clemson		38 59	
								129 A UCF		43 70	
								165 A Stetson		60 63	
								221 N SIUE		83 78	
								228 A Southern U.		59 61	
								238 H UMES		56 59	
								243 N Tennessee St.		60 69	
								270 A Prairie View		64 66	
								283 A Norfolk St.		68 58	
								291 H North Florida		52 50	
								299 H Coppin St.		71 52	
								309 A Savannah St.		38 31	
								336 A Southeastern La.		63 75	
								342 A South Carolina St.		64 34	
								347 A Florida A&M		64 41	
								348 H Morgan St.		50 48	
LAST 12 Division I GAMES:											
283 A Norfolk St.		68 58	309 A Savannah St.		38 31	124 A Clemson		38 59			
238 H UMES		56 59	221 N SIUE		83 78	243 N Tennessee St.		60 69			
347 A Florida A&M		64 41	291 H North Florida		52 50	129 A UCF		43 70			
342 A South Carolina St.		64 34									
299 H Coppin St.		71 52									
348 H Morgan St.		50 48									

Non-Div I Games: Edward Waters 55 45 Flagler 76 53

Bethune-Cookman

Loss, Non-Conf, S Site, H Home A Away N Neutral

Binghamton

Through Games Of Jan. 29, 2017

Average RPI Win:	255	WON-LOST	WINNING	LAST 10	STRENGTH OF	OPP. STRENGTH	TEAM	ADJ.	CONF.	ADJ CONF.
Average RPI Loss:	126	RECORD	PCT. RANK	GAMES	SCHEDULE	OF SCHEDULE	RPI	RPI	RPI	RPI
DIV. I ONLY	8- 11	220	5- 4	113	306	183	183	19	19	
DIV. I NON-CONF.	3- 8	262	0- 2	59	337	196	196	20	20	
TOTALS	RPI 1-25	RPI 26-50	W-L RECORDS	RPI 51-100	RPI 101-150	RPI 150+				
8- 11	0- 0	0- 1	OVERALL	0- 3	1- 3	7- 4				
2- 7	0- 0	0- 1	HOME	0- 2	1- 1	1- 3				
6- 4	0- 0	0- 0	AWAY	0- 1	0- 2	6- 1				
0- 0	0- 0	0- 0	NEUTRAL	0- 0	0- 0	0- 0				
3- 8	0- 0	0- 1	NON-CONFERENCE	0- 2	0- 2	3- 3				
0- 5	0- 0	0- 1	HOME	0- 1	0- 1	0- 2				
3- 3	0- 0	0- 0	AWAY	0- 1	0- 1	3- 1				
0- 0	0- 0	0- 0	NEUTRAL	0- 0	0- 0	0- 0				
5- 3	0- 0	0- 0	CONFERENCE	0- 1	1- 1	4- 1				
2- 2	0- 0	0- 0	HOME	0- 1	1- 0	1- 1				
3- 1	0- 0	0- 0	AWAY	0- 0	0- 1	3- 0				
0- 0	0- 0	0- 0	NEUTRAL	0- 0	0- 0	0- 0				

RPI S	Opponent	Score	RPI S	Opponent	Score	RPI S	Opponent	Score	RPI S	Opponent	Score	Team's RPI: 183
			45	H Bucknell	57 67	61	A Ohio	55 63	117	H Maine	58 52	
						82	H Cornell	51 54	127	A Hartford	73 76	
						88	H New Hampshire	62 70	136	A Yale	48 57	
									145	H Columbia	65 75	
									151	A Penn	61 48	
									152	A Providence	58 71	
									171	H Albany (NY)	61 67	
									188	H Sacred Heart	69 77	
									190	H Brown	72 83	
									244	A Stony Brook	48 40	
									260	H UMBC	69 62	
									279	A Vermont	64 55	
									305	A NJIT	68 44	
									338	A UMass Lowell	58 48	
									343	A Fairleigh Dickinson	80 69	
LAST 12 Division I GAMES:												
			117	H Maine	58 52	338	A UMass Lowell	58 48				
			127	A Hartford	73 76	260	H UMBC	69 62				
			244	A Stony Brook	48 40	82	H Cornell	51 54				
			171	H Albany (NY)	61 67	61	A Ohio	55 63				
			88	H New Hampshire	62 70	145	H Columbia	65 75				
			279	A Vermont	64 55	305	A NJIT	68 44				

Non-Div I Games: Georgian Court 74 53 Misericordia 77 54

Binghamton

Loss, Non-Conf, S Site, H Home A Away N Neutral

Average RPI Win: 164	WON-LOST	WINNING	LAST 10	STRENGTH OF	OPP. STRENGTH	TEAM	ADJ.	CONF.	ADJ CONF.
Average RPI Loss: 148	RECORD	PCT. RANK	GAMES	SCHEDULE	OF SCHEDULE	RPI	RPI	RPI	RPI
DIV. I ONLY	13- 5	56	6- 4	123	122	64	64	13	13
DIV. I NON-CONF.	8- 1	21	2- 1	134	76	24	24	15	15
TOTALS	RPI 1-25	RPI 26-50	W-L RECORDS	RPI 51-100	RPI 101-150	RPI 150+			
13- 5	0- 1	0- 0	OVERALL	4- 1	1- 1	8- 2			
9- 1	0- 0	0- 0	HOME	1- 1	0- 0	8- 0			
3- 4	0- 1	0- 0	AWAY	2- 0	1- 1	0- 2			
1- 0	0- 0	0- 0	NEUTRAL	1- 0	0- 0	0- 0			
8- 1	0- 1	0- 0	NON-CONFERENCE	2- 0	1- 0	5- 0			
5- 0	0- 0	0- 0	HOME	0- 0	0- 0	5- 0			
2- 1	0- 1	0- 0	AWAY	1- 0	1- 0	0- 0			
1- 0	0- 0	0- 0	NEUTRAL	1- 0	0- 0	0- 0			
5- 4	0- 0	0- 0	CONFERENCE	2- 1	0- 1	3- 2			
4- 1	0- 0	0- 0	HOME	1- 1	0- 0	3- 0			
1- 3	0- 0	0- 0	AWAY	1- 0	0- 1	0- 2			
0- 0	0- 0	0- 0	NEUTRAL	0- 0	0- 0	0- 0			

RPI 1-25				RPI 26-50				RPI 51-100 Team's RPI: 64				RPI 101+			
RPI	S	Opponent	Score	RPI	S	Opponent	Score	RPI	S	Opponent	Score	RPI	S	Opponent	Score
12	A	Washington	66 92					60	A	Washington St.	77 73	125	A	St. Mary's (CA)	83 78
								76	N	Charlotte	68 65	138	A	New Mexico	68 75
								90	H	UNLV	55 58	155	H	Eastern Wash.	67 64
								91	A	Colorado St.	51 45	173	H	Fresno St.	67 66
								94	H	Wyoming	64 54	194	H	San Jose St.	86 64
												216	H	Hawaii	61 49
												225	H	Utah St.	76 56
												229	H	Portland St.	94 76
												230	H	Seattle U	73 68
												232	A	San Diego St.	77 84
												258	H	Portland	74 60
												269	A	Nevada	62 69
LAST 12 Division I GAMES:															
94	H	Wyoming	64 54	90	H	UNLV	55 58								
269	A	Nevada	62 69	91	A	Colorado St.	51 45								
194	H	San Jose St.	86 64	225	H	Utah St.	76 56								
138	A	New Mexico	68 75	216	H	Hawaii	61 49								
173	H	Fresno St.	67 66	258	H	Portland	74 60								
232	A	San Diego St.	77 84	12	A	Washington	66 92								

Non-Div I Games: Southern Ore. 89 45 Concordia Portland 71 40

Boise St.

■ Loss,
 ■ Non-Conf, S Site,
 ■ Home
 ■ Away
 N Neutral

Average RPI Win:	200	WON-LOST	WINNING	LAST 10	STRENGTH OF	OPP. STRENGTH	TEAM	ADJ.	CONF.	ADJ CONF.
Average RPI Loss:	81	RECORD	PCT. RANK	GAMES	SCHEDULE	OF SCHEDULE	RPI	RPI	RPI	RPI
DIV. I ONLY	8- 14	247	2- 8	57	71	161	161	3	3	
DIV. I NON-CONF.	7- 6	157	3- 0	164	214	173	173	4	4	
<hr/>										
TOTALS	RPI 1-25	RPI 26-50	W-L RECORDS	RPI 51-100	RPI 101-150	RPI 150+				
8- 14	0- 3	0- 1	OVERALL	0- 4	3- 5	5- 1				
6- 5	0- 2	0- 0	HOME	0- 2	2- 1	4- 0				
1- 8	0- 1	0- 1	AWAY	0- 2	1- 3	0- 1				
1- 1	0- 0	0- 0	NEUTRAL	0- 0	0- 1	1- 0				
7- 6	0- 0	0- 0	NON-CONFERENCE	0- 1	2- 4	5- 1				
5- 2	0- 0	0- 0	HOME	0- 1	1- 1	4- 0				
1- 3	0- 0	0- 0	AWAY	0- 0	1- 2	0- 1				
1- 1	0- 0	0- 0	NEUTRAL	0- 0	0- 1	1- 0				
1- 8	0- 3	0- 1	CONFERENCE	0- 3	1- 1	0- 0				
1- 3	0- 2	0- 0	HOME	0- 1	1- 0	0- 0				
0- 5	0- 1	0- 1	AWAY	0- 2	0- 1	0- 0				
0- 0	0- 0	0- 0	NEUTRAL	0- 0	0- 0	0- 0				

RPI 1-25				RPI 26-50				RPI 51-100				RPI 101+ Team's RPI: 161			
RPI	S	Opponent	Score	RPI	S	Opponent	Score	RPI	S	Opponent	Score	RPI	S	Opponent	Score
3	H	Notre Dame	69 80	34	A	Syracuse	52 79	52	A	Wake Forest	55 71	108	N	SMU	64 72
10	H	Duke	44 67					56	H	Georgia Tech	67 71	117	H	Maine	64 53
22	A	Miami (FL)	51 58					71	A	Virginia	55 62	123	A	Fordham	49 56
								92	H	Penn St.	56 60	124	H	Clemson	60 48
												125	H	St. Mary's (CA)	54 62
												126	A	Pittsburgh	43 56
												127	A	Hartford	56 65
												136	A	Yale	71 64
												152	H	Providence	57 53
												185	A	Seton Hall	66 71
												203	H	Dartmouth	65 53
												278	H	Central Conn. St.	66 46
												280	H	Boston U.	67 49
												310	N	St. Francis Brooklyn	73 58
<hr/>															
LAST 12 Division I GAMES:															
22	A	Miami (FL)	51 58	34	A	Syracuse	52 79	126	A	Pittsburgh	43 56	117	H	Maine	64 53
52	A	Wake Forest	55 71	124	H	Clemson	60 48	203	H	Dartmouth	65 53	278	H	Central Conn. St.	66 46
10	H	Duke	44 67	71	A	Virginia	55 62	280	H	Boston U.	67 49				
3	H	Notre Dame	69 80	56	H	Georgia Tech	67 71								

Non-Div I Games:

Boston College

 Loss,
 Non-Conf,
 S Site,
H Home
A Away
N Neutral

Average RPI Win:	301	WON-LOST	WINNING	LAST 10	STRENGTH OF	OPP. STRENGTH	TEAM	ADJ.	CONF.	ADJ CONF.
Average RPI Loss:	137	RECORD	PCT. RANK	GAMES	SCHEDULE	OF SCHEDULE	RPI	RPI	RPI	RPI
DIV. I ONLY	7- 13	255	6- 4	251	205	280	280	25	25	
DIV. I NON-CONF.	2- 9	293	1- 2	190	147	308	308	25	25	
TOTALS	RPI 1-25	RPI 26-50	W-L RECORDS	RPI 51-100	RPI 101-150	RPI 150+				
7- 13	0- 1	0- 2	OVERALL	0- 2	0- 1	7- 7				
5- 5	0- 1	0- 1	HOME	0- 1	0- 1	5- 1				
2- 7	0- 0	0- 1	AWAY	0- 0	0- 0	2- 6				
0- 1	0- 0	0- 0	NEUTRAL	0- 1	0- 0	0- 0				
2- 9	0- 1	0- 1	NON-CONFERENCE	0- 2	0- 0	2- 5				
2- 3	0- 1	0- 0	HOME	0- 1	0- 0	2- 1				
0- 5	0- 0	0- 1	AWAY	0- 0	0- 0	0- 4				
0- 1	0- 0	0- 0	NEUTRAL	0- 1	0- 0	0- 0				
5- 4	0- 0	0- 1	CONFERENCE	0- 0	0- 1	5- 2				
3- 2	0- 0	0- 1	HOME	0- 0	0- 1	3- 0				
2- 2	0- 0	0- 0	AWAY	0- 0	0- 0	2- 2				
0- 0	0- 0	0- 0	NEUTRAL	0- 0	0- 0	0- 0				

RPI 1-25				RPI 26-50				RPI 51-100				RPI 101+ Team's RPI: 280			
RPI	S	Opponent	Score	RPI	S	Opponent	Score	RPI	S	Opponent	Score	RPI	S	Opponent	Score
20	H	Harvard	52 65	26	A	Arizona St.	42 71	78	N	Long Beach St.	48 61	105	H	Navy	59 62
				45	H	Bucknell	50 66	88	H	New Hampshire	51 59	157	A	Northeastern	59 78
												161	A	Boston College	49 67
												171	A	Albany (NY)	54 69
												203	H	Dartmouth	49 61
												207	A	American	62 73
												240	H	Loyola Maryland	61 58
												248	A	Marist	57 76
												272	A	Colgate	87 96
												274	H	Massachusetts	64 60
												306	A	Holy Cross	66 49
												314	A	Lehigh	69 64
												314	H	Lehigh	64 50
												324	H	Lafayette	68 50
												338	H	UMass Lowell	66 56
LAST 12 Division I GAMES:															
314	H	Lehigh	64 50	105	H	Navy	59 62								
45	H	Bucknell	50 66	314	A	Lehigh	69 64								
272	A	Colgate	87 96	306	A	Holy Cross	66 49								
240	H	Loyola Maryland	61 58	274	H	Massachusetts	64 60								
207	A	American	62 73	248	A	Marist	57 76								
324	H	Lafayette	68 50	203	H	Dartmouth	49 61								

Non-Div I Games:

Boston U.

Bowling Green

Through Games Of Jan. 29, 2017

Average RPI Win:	264	WON-LOST	WINNING	LAST 10	STRENGTH OF	OPP. STRENGTH	TEAM	ADJ.	CONF.	ADJ CONF.
Average RPI Loss:	126	RECORD	PCT. RANK	GAMES	SCHEDULE	OF SCHEDULE	RPI	RPI	RPI	RPI
DIV. I ONLY	3- 15	318	1- 8	94	156	252	252	10	10	
DIV. I NON-CONF.	2- 7	284	0- 2	208	135	286	286	11	11	
TOTALS	RPI 1-25	RPI 26-50	W-L RECORDS	RPI 51-100	RPI 101-150	RPI 150+				
3- 15	0- 1	0- 1	OVERALL	0- 5	0- 3	3- 5				
0- 8	0- 0	0- 0	HOME	0- 5	0- 1	0- 2				
1- 6	0- 1	0- 1	AWAY	0- 0	0- 1	1- 3				
2- 1	0- 0	0- 0	NEUTRAL	0- 0	0- 1	2- 0				
2- 7	0- 1	0- 1	NON-CONFERENCE	0- 1	0- 1	2- 3				
0- 3	0- 0	0- 0	HOME	0- 1	0- 0	0- 2				
0- 3	0- 1	0- 1	AWAY	0- 0	0- 0	0- 1				
2- 1	0- 0	0- 0	NEUTRAL	0- 0	0- 1	2- 0				
1- 8	0- 0	0- 0	CONFERENCE	0- 4	0- 2	1- 2				
0- 5	0- 0	0- 0	HOME	0- 4	0- 1	0- 0				
1- 3	0- 0	0- 0	AWAY	0- 0	0- 1	1- 2				
0- 0	0- 0	0- 0	NEUTRAL	0- 0	0- 0	0- 0				

RPI 1-25				RPI 26-50				RPI 51-100				RPI 101+ Team's RPI: 252			
RPI	S	Opponent	Score	RPI	S	Opponent	Score	RPI	S	Opponent	Score	RPI	S	Opponent	Score
11	A	Louisville	58 83	43	A	Virginia Tech	51 98	61	H	Ohio	58 69	102	N	Chattanooga	49 54
								68	H	Buffalo	50 61	114	A	Kent St.	78 80
								71	H	Virginia	47 67	139	H	Ball St.	53 75
								83	H	Northern Ill.	76 89	164	A	Western Mich.	58 75
								95	H	Central Mich.	65 76	168	H	Cincinnati	58 68
												178	A	Akron	62 58
												191	H	Cleveland St.	56 64
												261	A	Eastern Mich.	74 81
												290	N	Saint Peter's	73 68
												319	A	Eastern Ky.	55 57
												324	N	Lafayette	69 42
LAST 12 Division I GAMES:															
114	A	Kent St.	78 80	178	A	Akron	62 58								
261	A	Eastern Mich.	74 81	83	H	Northern Ill.	76 89								
139	H	Ball St.	53 75	61	H	Ohio	58 69								
68	H	Buffalo	50 61	191	H	Cleveland St.	56 64								
95	H	Central Mich.	65 76	43	A	Virginia Tech	51 98								
164	A	Western Mich.	58 75	71	H	Virginia	47 67								

Non-Div I Games: Davis & Elkins 73 46 Ohio Valley 82 46 Malone 65 78

Bowling Green

Loss, Non-Conf, S Site, H Home A Away N Neutral

Bradley

Through Games Of Jan. 29, 2017

Average RPI Win:	258	WON-LOST	WINNING	LAST 10	STRENGTH OF	OPP. STRENGTH	TEAM	ADJ.	CONF.	ADJ CONF.
Average RPI Loss:	138	RECORD	PCT. RANK	GAMES	SCHEDULE	OF SCHEDULE	RPI	RPI	RPI	RPI
DIV. I ONLY	6- 13	263	4- 6	169	215	233	233	16	16	
DIV. I NON-CONF.	3- 7	250	2- 1	125	260	207	207	14	14	
TOTALS	RPI 1-25	RPI 26-50	W-L RECORDS	RPI 51-100	RPI 101-150	RPI 150+				
6- 13	0- 0	0- 2	OVERALL	0- 2	0- 3	6- 6				
2- 6	0- 0	0- 2	HOME	0- 2	0- 1	2- 1				
4- 7	0- 0	0- 0	AWAY	0- 0	0- 2	4- 5				
0- 0	0- 0	0- 0	NEUTRAL	0- 0	0- 0	0- 0				
3- 7	0- 0	0- 1	NON-CONFERENCE	0- 1	0- 3	3- 2				
1- 3	0- 0	0- 1	HOME	0- 1	0- 1	1- 0				
2- 4	0- 0	0- 0	AWAY	0- 0	0- 2	2- 2				
0- 0	0- 0	0- 0	NEUTRAL	0- 0	0- 0	0- 0				
3- 6	0- 0	0- 1	CONFERENCE	0- 1	0- 0	3- 4				
1- 3	0- 0	0- 1	HOME	0- 1	0- 0	1- 1				
2- 3	0- 0	0- 0	AWAY	0- 0	0- 0	2- 3				
0- 0	0- 0	0- 0	NEUTRAL	0- 0	0- 0	0- 0				

RPI 1-25				RPI 26-50				RPI 51-100				RPI 101+ Team's RPI: 233			
RPI	S	Opponent	Score	RPI	S	Opponent	Score	RPI	S	Opponent	Score	RPI	S	Opponent	Score
				29	H	Green Bay	43 68	58	H	UNI	53 72	101	A	Western Ill.	77 91
				33	H	Drake	60 93	83	H	Northern Ill.	51 81	114	A	Kent St.	52 77
												119	H	Saint Louis	58 68
												156	A	Missouri St.	75 73
												164	A	Western Mich.	64 83
												172	A	Wichita St.	54 65
												174	H	Detroit	70 60
												189	A	Indiana St.	51 58
												197	H	Southern Ill.	57 66
												225	A	Butler	56 58
												281	H	Evansville	56 52
												300	A	Loyola Chicago	60 53
												313	A	Illinois St.	63 71
												316	A	Ill.-Chicago	65 56
												321	A	Valparaiso	67 56
LAST 12 Division I GAMES:															
				281	H	Evansville	56 52	300	A	Loyola Chicago	60 53				
				197	H	Southern Ill.	57 66	189	A	Indiana St.	51 58				
				156	A	Missouri St.	75 73	313	A	Illinois St.	63 71				
				172	A	Wichita St.	54 65	316	A	Ill.-Chicago	65 56				
				58	H	UNI	53 72	321	A	Valparaiso	67 56				
				33	H	Drake	60 93	164	A	Western Mich.	64 83				

Non-Div I Games: Eureka 103 59

Bradley

■ Loss,
 ■ Non-Conf,
 ■ S Site,
 ■ H Home
 ■ A Away
 N Neutral

Average RPI Win: 232		WON-LOST	WINNING	LAST 10	STRENGTH OF	OPP. STRENGTH	TEAM	ADJ.	CONF.	ADJ CONF.
Average RPI Loss: 203		RECORD	PCT. RANK	GAMES	SCHEDULE	OF SCHEDULE	RPI	RPI	RPI	RPI
DIV. I ONLY		10- 6	113	6- 3	313	262	190	190	9	9
DIV. I NON-CONF.		8- 4	97	6- 1	341	287	222	222	10	10
TOTALS	RPI 1-25	RPI 26-50		W-L RECORDS		RPI 51-100	RPI 101-150	RPI 150+		
10- 6	0- 0	0- 0		OVERALL		0- 0	1- 2	9- 4		
5- 2	0- 0	0- 0		HOME		0- 0	1- 0	4- 2		
5- 4	0- 0	0- 0		AWAY		0- 0	0- 2	5- 2		
0- 0	0- 0	0- 0		NEUTRAL		0- 0	0- 0	0- 0		
8- 4	0- 0	0- 0		NON-CONFERENCE		0- 0	0- 1	8- 3		
4- 2	0- 0	0- 0		HOME		0- 0	0- 0	4- 2		
4- 2	0- 0	0- 0		AWAY		0- 0	0- 1	4- 1		
0- 0	0- 0	0- 0		NEUTRAL		0- 0	0- 0	0- 0		
2- 2	0- 0	0- 0		CONFERENCE		0- 0	1- 1	1- 1		
1- 0	0- 0	0- 0		HOME		0- 0	1- 0	0- 0		
1- 2	0- 0	0- 0		AWAY		0- 0	0- 1	1- 1		
0- 0	0- 0	0- 0		NEUTRAL		0- 0	0- 0	0- 0		

B
r
o
w
n

B
r
o
w
n

RPI 1-25				RPI 26-50				RPI 51-100				RPI 101+ Team's RPI: 190			
RPI	S	Opponent	Score	RPI	S	Opponent	Score	RPI	S	Opponent	Score	RPI	S	Opponent	Score
												128	A	VCU	72 85
												136	A	Yale	51 73
												136	H	Yale	76 73
												151	A	Penn	60 86
												152	H	Providence	77 70
												183	A	Binghamton	83 72
												188	A	Sacred Heart	80 66
												208	A	Princeton	98 88
												235	H	Manhattan	57 58
												241	H	Howard	83 78
												272	H	Colgate	62 67
												279	A	Vermont	62 50
												290	H	Saint Peter's	80 71
												292	H	Rhode Island	76 65
												293	A	Bryant	67 70
												348	A	Morgan St.	68 51
LAST 12 Division I GAMES:															
				136	A	Yale	51 73	290	H	Saint Peter's	80 71				
				136	H	Yale	76 73	279	A	Vermont	62 50				
				151	A	Penn	60 86	152	H	Providence	77 70				
				208	A	Princeton	98 88	292	H	Rhode Island	76 65				
				348	A	Morgan St.	68 51	183	A	Binghamton	83 72				
				128	A	VCU	72 85	235	H	Manhattan	57 58				

Non-Div I Games: Rhode Island Col. 90 44

Brown

Loss, Non-Conf, S Site, H Home A Away N Neutral

Average RPI Win:	307	WON-LOST	WINNING	LAST 10	STRENGTH OF	OPP. STRENGTH	TEAM	ADJ.	CONF.	ADJ CONF.
Average RPI Loss:	198	RECORD	PCT. RANK	GAMES	SCHEDULE	OF SCHEDULE	RPI	RPI	RPI	RPI
DIV. I ONLY	9- 11	202	5- 5	340	315	293	293	31	31	
DIV. I NON-CONF.	5- 6	186	1- 2	320	222	263	263	32	32	
TOTALS	RPI 1-25	RPI 26-50	W-L RECORDS	RPI 51-100	RPI 101-150	RPI 150+				
9- 11	0- 0	0- 0	OVERALL	0- 1	0- 2	9- 8				
5- 2	0- 0	0- 0	HOME	0- 0	0- 1	5- 1				
3- 8	0- 0	0- 0	AWAY	0- 1	0- 1	3- 6				
1- 1	0- 0	0- 0	NEUTRAL	0- 0	0- 0	1- 1				
5- 6	0- 0	0- 0	NON-CONFERENCE	0- 1	0- 2	5- 3				
3- 1	0- 0	0- 0	HOME	0- 0	0- 1	3- 0				
1- 4	0- 0	0- 0	AWAY	0- 1	0- 1	1- 2				
1- 1	0- 0	0- 0	NEUTRAL	0- 0	0- 0	1- 1				
4- 5	0- 0	0- 0	CONFERENCE	0- 0	0- 0	4- 5				
2- 1	0- 0	0- 0	HOME	0- 0	0- 0	2- 1				
2- 4	0- 0	0- 0	AWAY	0- 0	0- 0	2- 4				
0- 0	0- 0	0- 0	NEUTRAL	0- 0	0- 0	0- 0				

RPI S	Opponent	Score	RPI S	Opponent	Score	RPI S	Opponent	Score	RPI S	Opponent	Score	Team's RPI: 293
						88 A	New Hampshire	60 62	117 H	Maine	52 77	
									126 A	Pittsburgh	60 76	
									152 N	Providence	51 62	
									182 A	Rutgers	42 50	
									188 H	Sacred Heart	53 65	
									190 H	Brown	70 67	
									211 A	Saint Francis (PA)	67 79	
									247 A	Robert Morris	46 62	
									274 A	Massachusetts	62 68	
									278 A	Central Conn. St.	52 53	
									279 A	Vermont	63 57	
									292 N	Rhode Island	62 56	
									306 H	Holy Cross	76 74	
									310 A	St. Francis Brooklyn	47 63	
									330 H	Mt. St. Mary's	78 62	
									338 H	UMass Lowell	73 62	
									339 A	LIU Brooklyn	62 53	
									343 A	Fairleigh Dickinson	56 48	
									346 H	Wagner	70 61	
LAST 12 Division I GAMES:												
			278 A	Central Conn. St.	52 53		330 H	Mt. St. Mary's	78 62			
			211 A	Saint Francis (PA)	67 79		339 A	LIU Brooklyn	62 53			
			247 A	Robert Morris	46 62		310 A	St. Francis Brooklyn	47 63			
			346 H	Wagner	70 61		338 H	UMass Lowell	73 62			
			188 H	Sacred Heart	53 65		117 H	Maine	52 77			
			343 A	Fairleigh Dickinson	56 48		274 A	Massachusetts	62 68			

Non-Div I Games:

Bryant

■ Loss,
■ Non-Conf,
■ S Site,
■ H Home
■ A Away
N Neutral

Average RPI Win:	210	WON-LOST	WINNING	LAST 10	STRENGTH OF	OPP. STRENGTH	TEAM	ADJ.	CONF.	ADJ CONF.
Average RPI Loss:	94	RECORD	PCT. RANK	GAMES	SCHEDULE	OF SCHEDULE	RPI	RPI	RPI	RPI
DIV. I ONLY	17- 3	13	10- 0	176	201	45	45	25	25	
DIV. I NON-CONF.	8- 3	67	3- 0	204	67	71	71	25	25	
TOTALS	RPI 1-25	RPI 26-50	W-L RECORDS	RPI 51-100	RPI 101-150	RPI 150+				
17- 3	0- 0	0- 1	OVERALL	1- 1	2- 0	14- 1				
9- 0	0- 0	0- 0	HOME	1- 0	1- 0	7- 0				
8- 3	0- 0	0- 0	AWAY	0- 0	1- 0	7- 0				
0- 0	0- 0	0- 0	NEUTRAL	0- 0	0- 0	0- 0				
8- 3	0- 0	0- 1	NON-CONFERENCE	1- 1	1- 0	6- 1				
4- 0	0- 0	0- 0	HOME	1- 0	0- 0	3- 0				
4- 3	0- 0	0- 1	AWAY	0- 1	1- 0	3- 1				
0- 0	0- 0	0- 0	NEUTRAL	0- 0	0- 0	0- 0				
9- 0	0- 0	0- 0	CONFERENCE	0- 0	1- 0	8- 0				
5- 0	0- 0	0- 0	HOME	0- 0	1- 0	4- 0				
4- 0	0- 0	0- 0	AWAY	0- 0	0- 0	4- 0				
0- 0	0- 0	0- 0	NEUTRAL	0- 0	0- 0	0- 0				

RPI 1-25				RPI 26-50		Team's RPI: 45		RPI 51-100				RPI 101+			
RPI	S	Opponent	Score	RPI	S	Opponent	Score	RPI	S	Opponent	Score	RPI	S	Opponent	Score
				27	A	Elon	58 64	69	H	Drexel	78 66	105	H	Navy	67 64
								72	A	North Carolina	50 65	137	A	Saint Joseph's	64 61
												161	A	Army West Point	60 56
												161	H	Army West Point	68 62
												178	A	Akron	61 47
												182	A	Rutgers	53 57
												183	A	Binghamton	67 57
												191	H	Cleveland St.	77 66
												207	H	American	73 67
												223	A	St. Bonaventure	57 35
												235	H	Manhattan	69 64
												240	A	Loyola Maryland	72 66
												272	H	Colgate	79 56
												280	A	Boston U.	66 50
												305	H	NJIT	67 36
												306	H	Holy Cross	77 48
												314	A	Lehigh	77 58
LAST 12 Division I GAMES:															
				161	H	Army West Point	68 62	207	H	American	73 67				
				280	A	Boston U.	66 50	161	A	Army West Point	60 56				
				240	A	Loyola Maryland	72 66	105	H	Navy	67 64				
				272	H	Colgate	79 56	235	H	Manhattan	69 64				
				314	A	Lehigh	77 58	191	H	Cleveland St.	77 66				
				306	H	Holy Cross	77 48	223	A	St. Bonaventure	57 35				

Non-Div I Games:

Bucknell

■ Loss,
■ Non-Conf, S Site,
■ Home
■ Away
N Neutral

Buffalo

Through Games Of Jan. 29, 2017

Average RPI Win:	191	WON-LOST	WINNING	LAST 10	STRENGTH OF	OPP. STRENGTH	TEAM	ADJ.	CONF.	ADJ CONF.
Average RPI Loss:	84	RECORD	PCT. RANK	GAMES	SCHEDULE	OF SCHEDULE	RPI	RPI	RPI	RPI
DIV. I ONLY	15- 5	40	5- 5	116	145	68	68	10	10	
DIV. I NON-CONF.	10- 1	16	2- 1	169	162	46	46	11	11	
TOTALS	RPI 1-25	RPI 26-50	W-L RECORDS	RPI 51-100	RPI 101-150	RPI 150+				
15- 5	0- 1	0- 0	OVERALL	1- 2	3- 2	11- 0				
9- 2	0- 0	0- 0	HOME	1- 0	1- 2	7- 0				
6- 2	0- 0	0- 0	AWAY	0- 2	2- 0	4- 0				
0- 1	0- 1	0- 0	NEUTRAL	0- 0	0- 0	0- 0				
10- 1	0- 1	0- 0	NON-CONFERENCE	0- 0	3- 0	7- 0				
7- 0	0- 0	0- 0	HOME	0- 0	1- 0	6- 0				
3- 0	0- 0	0- 0	AWAY	0- 0	2- 0	1- 0				
0- 1	0- 1	0- 0	NEUTRAL	0- 0	0- 0	0- 0				
5- 4	0- 0	0- 0	CONFERENCE	1- 2	0- 2	4- 0				
2- 2	0- 0	0- 0	HOME	1- 0	0- 2	1- 0				
3- 2	0- 0	0- 0	AWAY	0- 2	0- 0	3- 0				
0- 0	0- 0	0- 0	NEUTRAL	0- 0	0- 0	0- 0				

RPI 1-25				RPI 26-50				RPI 51-100				Team's RPI: 68	RPI 101+			
RPI	S	Opponent	Score	RPI	S	Opponent	Score	RPI	S	Opponent	Score		RPI	S	Opponent	Score
20	N	Harvard	62 74					61	A	Ohio	55 83		103	H	Toledo	64 73
								95	A	Central Mich.	71 88		112	A	Duquesne	71 69
								95	H	Central Mich.	67 56		123	A	Fordham	58 54
													129	H	UCF	66 65
													139	H	Ball St.	75 89
													164	A	Western Mich.	62 47
													186	H	Hofstra	74 50
													188	H	Sacred Heart	76 55
													209	A	Miami (OH)	68 51
													209	H	Miami (OH)	71 45
													217	H	Niagara	73 63
													223	H	St. Bonaventure	68 47
													235	H	Manhattan	73 39
													242	A	Canisius	65 52
													252	A	Bowling Green	61 50
													274	H	Massachusetts	61 47
LAST 12 Division I GAMES:																
				164	A	Western Mich.	62 47					95	A	Central Mich.	71 88	
				139	H	Ball St.	75 89					61	A	Ohio	55 83	
				95	H	Central Mich.	67 56					209	H	Miami (OH)	71 45	
				252	A	Bowling Green	61 50					20	N	Harvard	62 74	
				209	A	Miami (OH)	68 51					123	A	Fordham	58 54	
				103	H	Toledo	64 73					223	H	St. Bonaventure	68 47	

Non-Div I Games:

Buffalo

■ Loss,
 ■ Non-Conf, S Site,
 ■ Home
 ■ Away
 N Neutral

Average RPI Win:	220	WON-LOST	WINNING	LAST 10	STRENGTH OF	OPP. STRENGTH	TEAM	ADJ.	CONF.	ADJ CONF.
Average RPI Loss:	97	RECORD	PCT. RANK	GAMES	SCHEDULE	OF SCHEDULE	RPI	RPI	RPI	RPI
DIV. I ONLY	5- 17	306	2- 8	69	80	225	225	7	7	
DIV. I NON-CONF.	3- 8	262	0- 1	126	157	266	266	7	7	
TOTALS	RPI 1-25	RPI 26-50	W-L RECORDS	RPI 51-100	RPI 101-150	RPI 150+				
5- 17	0- 2	0- 4	OVERALL	0- 3	0- 4	5- 4				
4- 7	0- 1	0- 1	HOME	0- 2	0- 2	4- 1				
1- 10	0- 1	0- 3	AWAY	0- 1	0- 2	1- 3				
0- 0	0- 0	0- 0	NEUTRAL	0- 0	0- 0	0- 0				
3- 8	0- 1	0- 1	NON-CONFERENCE	0- 0	0- 4	3- 2				
3- 4	0- 1	0- 0	HOME	0- 0	0- 2	3- 1				
0- 4	0- 0	0- 1	AWAY	0- 0	0- 2	0- 1				
0- 0	0- 0	0- 0	NEUTRAL	0- 0	0- 0	0- 0				
2- 9	0- 1	0- 3	CONFERENCE	0- 3	0- 0	2- 2				
1- 3	0- 0	0- 1	HOME	0- 2	0- 0	1- 0				
1- 6	0- 1	0- 2	AWAY	0- 1	0- 0	1- 2				
0- 0	0- 0	0- 0	NEUTRAL	0- 0	0- 0	0- 0				

RPI	S	Opponent	Score	RPI	S	Opponent	Score	RPI	S	Opponent	Score	RPI	S	Opponent	Score	Team's RPI: 225
16	A	DePaul	69 100	28	A	Creighton	52 67	66	H	Villanova	69 70	107	A	Arkansas	50 68	
24	H	South Fla.	59 74	29	A	Green Bay	34 61	84	A	St. John's (NY)	55 62	129	H	UCF	59 66	
				40	A	Marquette	53 91	84	H	St. John's (NY)	41 62	139	H	Ball St.	50 74	
				42	H	Georgetown	52 58					142	A	TCU	47 73	
												152	A	Providence	51 68	
												176	A	Xavier	65 62	
												181	H	ETSU	59 68	
												185	A	Seton Hall	63 65	
												185	H	Seton Hall	79 58	
												189	H	Indiana St.	66 48	
												201	A	Wisconsin	55 60	
												233	H	Bradley	58 56	
												317	H	Fort Wayne	70 64	
LAST 12 Division I GAMES:																
185	A	Seton Hall	63 65	176	A	Xavier	65 62									
84	A	St. John's (NY)	55 62	84	H	St. John's (NY)	41 62									
42	H	Georgetown	52 58	185	H	Seton Hall	79 58									
66	H	Villanova	69 70	152	A	Providence	51 68									
40	A	Marquette	53 91	28	A	Creighton	52 67									
16	A	DePaul	69 100	29	A	Green Bay	34 61									

Non-Div I Games:

Butler

■ Loss,
■ Non-Conf,
■ S Site,
■ H Home
■ A Away
N Neutral

CSU Bakersfield

Through Games Of Jan. 29, 2017

Average RPI Win:	287	WON-LOST	WINNING	LAST 10	STRENGTH OF	OPP. STRENGTH	TEAM	ADJ.	CONF.	ADJ CONF.
Average RPI Loss:	162	RECORD	PCT. RANK	GAMES	SCHEDULE	OF SCHEDULE	RPI	RPI	RPI	RPI
DIV. I ONLY	7- 11	230	6- 4	318	191	297	297	29	29	
DIV. I NON-CONF.	3- 9	275	2- 3	286	94	307	307	29	29	
TOTALS	RPI 1-25	RPI 26-50	W-L RECORDS	RPI 51-100	RPI 101-150	RPI 150+				
7- 11	0- 1	0- 1	OVERALL	0- 2	0- 0	7- 7				
5- 5	0- 1	0- 0	HOME	0- 1	0- 0	5- 3				
2- 6	0- 0	0- 1	AWAY	0- 1	0- 0	2- 4				
0- 0	0- 0	0- 0	NEUTRAL	0- 0	0- 0	0- 0				
3- 9	0- 1	0- 1	NON-CONFERENCE	0- 2	0- 0	3- 5				
2- 4	0- 1	0- 0	HOME	0- 1	0- 0	2- 2				
1- 5	0- 0	0- 1	AWAY	0- 1	0- 0	1- 3				
0- 0	0- 0	0- 0	NEUTRAL	0- 0	0- 0	0- 0				
4- 2	0- 0	0- 0	CONFERENCE	0- 0	0- 0	4- 2				
3- 1	0- 0	0- 0	HOME	0- 0	0- 0	3- 1				
1- 1	0- 0	0- 0	AWAY	0- 0	0- 0	1- 1				
0- 0	0- 0	0- 0	NEUTRAL	0- 0	0- 0	0- 0				

RPI 1-25				RPI 26-50				RPI 51-100				RPI 101+ Team's RPI: 297			
RPI	S	Opponent	Score	RPI	S	Opponent	Score	RPI	S	Opponent	Score	RPI	S	Opponent	Score
8	H	Stanford	56 77	37	A	Oregon	62 77	59	A	California	63 86	170	H	UC Riverside	66 71
								63	H	South Dakota	60 75	179	H	New Mexico St.	55 64
												198	A	Pacific	61 91
												216	H	Hawaii	58 51
												230	A	Seattle U	47 54
												249	H	Cal Poly	57 49
												250	H	Southern Utah	59 65
												256	H	UTRGV	74 46
												282	A	UTEP	61 74
												304	H	UMKC	52 33
												311	A	Pepperdine	57 62
												327	H	Chicago St.	83 48
												329	A	UC Irvine	86 66
												331	A	Utah Valley	63 59
LAST 12 Division I GAMES:															
304	H	UMKC	52 33	249	H	Cal Poly	57 49	282	A	UTEP	61 74	311	A	Pepperdine	57 62
327	H	Chicago St.	83 48	329	A	UC Irvine	86 66	170	H	UC Riverside	66 71	198	A	Pacific	61 91
331	A	Utah Valley	63 59	179	H	New Mexico St.	55 64								
256	H	UTRGV	74 46	230	A	Seattle U	47 54								

Non-Div I Games: Stanislaus St. 78 51 Fresno Pacific 84 61

CSU Bakersfield

Loss, Non-Conf, S Site, H Home A Away N Neutral

Average RPI Win: 226	WON-LOST	WINNING	LAST 10	STRENGTH OF	OPP. STRENGTH	TEAM	ADJ.	CONF.	ADJ CONF.
Average RPI Loss: 162	RECORD	PCT. RANK	GAMES	SCHEDULE	OF SCHEDULE	RPI	RPI	RPI	RPI
DIV. I ONLY	9- 11	202	4- 6	221	212	214	214	23	23
DIV. I NON-CONF.	7- 7	165	3- 3	141	183	148	148	23	23
TOTALS	RPI 1-25	RPI 26-50	W-L RECORDS	RPI 51-100	RPI 101-150	RPI 150+			
9- 11	0- 2	0- 0	OVERALL	0- 2	1- 0	8- 7			
4- 6	0- 0	0- 0	HOME	0- 1	0- 0	4- 5			
5- 5	0- 2	0- 0	AWAY	0- 1	1- 0	4- 2			
0- 0	0- 0	0- 0	NEUTRAL	0- 0	0- 0	0- 0			
7- 7	0- 2	0- 0	NON-CONFERENCE	0- 1	1- 0	6- 4			
2- 5	0- 0	0- 0	HOME	0- 1	0- 0	2- 4			
5- 2	0- 2	0- 0	AWAY	0- 0	1- 0	4- 0			
0- 0	0- 0	0- 0	NEUTRAL	0- 0	0- 0	0- 0			
2- 4	0- 0	0- 0	CONFERENCE	0- 1	0- 0	2- 3			
2- 1	0- 0	0- 0	HOME	0- 0	0- 0	2- 1			
0- 3	0- 0	0- 0	AWAY	0- 1	0- 0	0- 2			
0- 0	0- 0	0- 0	NEUTRAL	0- 0	0- 0	0- 0			

RPI 1-25				RPI 26-50				RPI 51-100				RPI 101+ Team's RPI: 214			
RPI	S	Opponent	Score	RPI	S	Opponent	Score	RPI	S	Opponent	Score	RPI	S	Opponent	Score
8	A	Stanford	54 88					65	H	Michigan St.	59 63	125	A	St. Mary's (CA)	73 61
12	A	Washington	44 101					100	A	UC Davis	65 81	151	H	Penn	36 47
												155	H	Eastern Wash.	57 71
												173	A	Fresno St.	61 57
												174	H	Detroit	76 67
												212	H	San Diego	67 76
												229	H	Portland St.	99 72
												230	A	Seattle U	68 64
												234	H	UC Santa Barbara	75 61
												249	A	Cal Poly	68 79
												249	H	Cal Poly	63 70
												250	H	Southern Utah	71 77
												257	A	Weber St.	89 78
												276	A	Northern Ariz.	83 79
												329	A	UC Irvine	52 77
												340	H	Cal St. Fullerton	58 41
LAST 12 Division I GAMES:															
234	H	UC Santa Barbara	75 61	151	H	Penn	36 47								
249	H	Cal Poly	63 70	230	A	Seattle U	68 64								
100	A	UC Davis	65 81	250	H	Southern Utah	71 77								
329	A	UC Irvine	52 77	125	A	St. Mary's (CA)	73 61								
249	A	Cal Poly	68 79	257	A	Weber St.	89 78								
340	H	Cal St. Fullerton	58 41	12	A	Washington	44 101								

Non-Div I Games:

CSUN

■ Loss,
■ Non-Conf,
■ S Site,
■ H Home
■ A Away
N Neutral

Average RPI Win:	266	WON-LOST	WINNING	LAST 10	STRENGTH OF	OPP. STRENGTH	TEAM	ADJ.	CONF.	ADJ CONF.
Average RPI Loss:	149	RECORD	PCT. RANK	GAMES	SCHEDULE	OF SCHEDULE	RPI	RPI	RPI	RPI
DIV. I ONLY	7- 12	240	3- 7	204	214	249	249	23	23	
DIV. I NON-CONF.	4- 8	230	1- 4	221	219	283	283	23	23	
TOTALS	RPI 1-25	RPI 26-50	W-L RECORDS	RPI 51-100	RPI 101-150	RPI 150+				
7- 12	0- 2	0- 0	OVERALL	0- 2	0- 2	7- 6				
6- 3	0- 0	0- 0	HOME	0- 0	0- 2	6- 1				
1- 9	0- 2	0- 0	AWAY	0- 2	0- 0	1- 5				
0- 0	0- 0	0- 0	NEUTRAL	0- 0	0- 0	0- 0				
4- 8	0- 2	0- 0	NON-CONFERENCE	0- 1	0- 2	4- 3				
4- 2	0- 0	0- 0	HOME	0- 0	0- 2	4- 0				
0- 6	0- 2	0- 0	AWAY	0- 1	0- 0	0- 3				
0- 0	0- 0	0- 0	NEUTRAL	0- 0	0- 0	0- 0				
3- 4	0- 0	0- 0	CONFERENCE	0- 1	0- 0	3- 3				
2- 1	0- 0	0- 0	HOME	0- 0	0- 0	2- 1				
1- 3	0- 0	0- 0	AWAY	0- 1	0- 0	1- 2				
0- 0	0- 0	0- 0	NEUTRAL	0- 0	0- 0	0- 0				

RPI 1-25				RPI 26-50				RPI 51-100				RPI 101+ Team's RPI: 249			
RPI	S	Opponent	Score	RPI	S	Opponent	Score	RPI	S	Opponent	Score	RPI	S	Opponent	Score
8	A	Stanford	55 83					67	A	Montana St.	52 71	125	H	St. Mary's (CA)	71 79
9	A	UCLA	64 80					78	A	Long Beach St.	80 83	143	H	San Francisco	67 73
												170	A	UC Riverside	59 68
												214	A	CSUN	70 63
												214	H	CSUN	79 68
												215	A	Grand Canyon	59 64
												216	A	Hawaii	57 66
												216	H	Hawaii	79 87
												234	H	UC Santa Barbara	78 67
												246	A	Sacramento St.	96 97
												276	H	Northern Ariz.	58 53
												284	H	North Dakota St.	73 46
												297	A	CSU Bakersfield	49 57
												311	H	Pepperdine	62 52
												331	H	Utah Valley	77 65
LAST 12 Division I GAMES:															
216	A	Hawaii	57 66	234	H	UC Santa Barbara	78 67								
214	A	CSUN	70 63	297	A	CSU Bakersfield	49 57								
216	H	Hawaii	79 87	67	A	Montana St.	52 71								
78	A	Long Beach St.	80 83	143	H	San Francisco	67 73								
170	A	UC Riverside	59 68	215	A	Grand Canyon	59 64								
214	H	CSUN	79 68	311	H	Pepperdine	62 52								

Non-Div I Games:

Cal Poly

■ Loss,
 ■ Non-Conf, S Site,
 ■ Home
 ■ Away
 N Neutral

Average RPI Win:	331	WON-LOST	WINNING	LAST 10	STRENGTH OF	OPP. STRENGTH	TEAM	ADJ.	CONF.	ADJ CONF.
Average RPI Loss:	185	RECORD	PCT. RANK	GAMES	SCHEDULE	OF SCHEDULE	RPI	RPI	RPI	RPI
DIV. I ONLY	2- 17	336	1- 8	294	267	340	340	23	23	
DIV. I NON-CONF.	1- 10	325	0- 3	319	305	347	347	23	23	
TOTALS	RPI 1-25	RPI 26-50	W-L RECORDS	RPI 51-100	RPI 101-150	RPI 150+				
2- 17	0- 0	0- 0	OVERALL	0- 4	0- 1	2- 12				
2- 8	0- 0	0- 0	HOME	0- 2	0- 1	2- 5				
0- 9	0- 0	0- 0	AWAY	0- 2	0- 0	0- 7				
0- 0	0- 0	0- 0	NEUTRAL	0- 0	0- 0	0- 0				
1- 10	0- 0	0- 0	NON-CONFERENCE	0- 1	0- 1	1- 8				
1- 5	0- 0	0- 0	HOME	0- 0	0- 1	1- 4				
0- 5	0- 0	0- 0	AWAY	0- 1	0- 0	0- 4				
0- 0	0- 0	0- 0	NEUTRAL	0- 0	0- 0	0- 0				
1- 7	0- 0	0- 0	CONFERENCE	0- 3	0- 0	1- 4				
1- 3	0- 0	0- 0	HOME	0- 2	0- 0	1- 1				
0- 4	0- 0	0- 0	AWAY	0- 1	0- 0	0- 3				
0- 0	0- 0	0- 0	NEUTRAL	0- 0	0- 0	0- 0				

RPI S	Opponent	Score	RPI S	Opponent	Score	RPI S	Opponent	Score	RPI S	Opponent	Score	Team's RPI: 340
						78	H Long Beach St.	48 65	145	H Columbia	46 61	
						94	A Wyoming	26 61	154	H Idaho	86 88	
						100	A UC Davis	39 59	155	A Eastern Wash.	67 84	
						100	H UC Davis	51 70	170	A UC Riverside	45 68	
									200	H Loyola Marymount	62 77	
									212	A San Diego	50 103	
									214	A CSUN	41 58	
									216	A Hawaii	50 60	
									229	A Portland St.	73 81	
									232	H San Diego St.	61 71	
									234	H UC Santa Barbara	49 56	
									295	A Denver	58 77	
									311	H Pepperdine	58 69	
									329	H UC Irvine	64 53	
									333	H Montana	72 56	
LAST 12 Division I GAMES:												
			100	A UC Davis	39 59	234	H UC Santa Barbara	49 56				
			78	H Long Beach St.	48 65	214	A CSUN	41 58				
			170	A UC Riverside	45 68	145	H Columbia	46 61				
			100	H UC Davis	51 70	232	H San Diego St.	61 71				
			329	H UC Irvine	64 53	311	H Pepperdine	58 69				
			216	A Hawaii	50 60	229	A Portland St.	73 81				

Non-Div I Games: Antelope Valley 64 56 Whittier 97 49

Cal St. Fullerton

Loss, Non-Conf, S Site, H Home A Away N Neutral

Average RPI Win: 167		WON-LOST	WINNING	LAST 10	STRENGTH OF	OPP. STRENGTH	TEAM	ADJ.	CONF.	ADJ CONF.
Average RPI Loss: 32		RECORD	PCT. RANK	GAMES	SCHEDULE	OF SCHEDULE	RPI	RPI	RPI	RPI
DIV. I ONLY		15- 7	81	3- 7	82	31	59	59	1	1
DIV. I NON-CONF.		12- 0	1	2- 0	224	141	35	35	1	1
TOTALS	RPI 1-25	RPI 26-50		W-L RECORDS		RPI 51-100	RPI 101-150	RPI 150+		
15- 7	1- 2	0- 3		OVERALL		1- 2	7- 0	6- 0		
8- 3	0- 1	0- 2		HOME		0- 0	4- 0	4- 0		
4- 4	0- 1	0- 1		AWAY		1- 2	2- 0	1- 0		
3- 0	1- 0	0- 0		NEUTRAL		0- 0	1- 0	1- 0		
12- 0	1- 0	0- 0		NON-CONFERENCE		0- 0	5- 0	6- 0		
7- 0	0- 0	0- 0		HOME		0- 0	3- 0	4- 0		
2- 0	0- 0	0- 0		AWAY		0- 0	1- 0	1- 0		
3- 0	1- 0	0- 0		NEUTRAL		0- 0	1- 0	1- 0		
3- 7	0- 2	0- 3		CONFERENCE		1- 2	2- 0	0- 0		
1- 3	0- 1	0- 2		HOME		0- 0	1- 0	0- 0		
2- 4	0- 1	0- 1		AWAY		1- 2	1- 0	0- 0		
0- 0	0- 0	0- 0		NEUTRAL		0- 0	0- 0	0- 0		

RPI 1-25				RPI 26-50				RPI 51-100				Team's RPI: 59		RPI 101+					
RPI	S	Opponent	Score	RPI	S	Opponent	Score	RPI	S	Opponent	Score	RPI	S	Opponent	Score				
7	H	Oregon St.	56 66	26	A	Arizona St.	62 72	55	A	Utah	57 63	112	H	Duquesne	86 66				
12	A	Washington	67 90	26	H	Arizona St.	45 54	60	A	Washington St.	79 84	120	A	Arizona	74 64				
18	N	Oklahoma	82 74	37	H	Oregon	66 69	77	A	Colorado	65 53	120	H	Arizona	71 60				
																125	A	St. Mary's (CA)	74 67
																132	N	Southern Miss.	71 51
																143	H	San Francisco	75 52
																144	H	Santa Clara	73 58
																163	A	Nebraska	86 65
																170	H	UC Riverside	71 56
																246	H	Sacramento St.	97 73
																297	H	CSU Bakersfield	86 63
																314	H	Lehigh	96 63
																323	N	Arkansas St.	80 55
LAST 12 Division I GAMES:																			
60	A	Washington St.	79 84	37	H	Oregon	66 69												
12	A	Washington	67 90	7	H	Oregon St.	56 66												
120	H	Arizona	71 60	26	A	Arizona St.	62 72												
26	H	Arizona St.	45 54	120	A	Arizona	74 64												
55	A	Utah	57 63	323	N	Arkansas St.	80 55												
77	A	Colorado	65 53	18	N	Oklahoma	82 74												

Non-Div I Games:

California

Loss, Non-Conf, S Site, H Home A Away N Neutral

Average RPI Win:	302	WON-LOST	WINNING	LAST 10	STRENGTH OF	OPP. STRENGTH	TEAM	ADJ.	CONF.	ADJ CONF.
Average RPI Loss:	134	RECORD	PCT. RANK	GAMES	SCHEDULE	OF SCHEDULE	RPI	RPI	RPI	RPI
DIV. I ONLY	12- 4	40	8- 1	343	334	206	206	28	28	
DIV. I NON-CONF.	5- 3	121	3- 0	342	335	254	254	28	28	
TOTALS	RPI 1-25	RPI 26-50	W-L RECORDS	RPI 51-100	RPI 101-150	RPI 150+				
12- 4	0- 0	0- 0	OVERALL	0- 0	0- 3	12- 1				
4- 3	0- 0	0- 0	HOME	0- 0	0- 2	4- 1				
6- 1	0- 0	0- 0	AWAY	0- 0	0- 1	6- 0				
2- 0	0- 0	0- 0	NEUTRAL	0- 0	0- 0	2- 0				
5- 3	0- 0	0- 0	NON-CONFERENCE	0- 0	0- 2	5- 1				
1- 2	0- 0	0- 0	HOME	0- 0	0- 1	1- 1				
2- 1	0- 0	0- 0	AWAY	0- 0	0- 1	2- 0				
2- 0	0- 0	0- 0	NEUTRAL	0- 0	0- 0	2- 0				
7- 1	0- 0	0- 0	CONFERENCE	0- 0	0- 1	7- 0				
3- 1	0- 0	0- 0	HOME	0- 0	0- 1	3- 0				
4- 0	0- 0	0- 0	AWAY	0- 0	0- 0	4- 0				
0- 0	0- 0	0- 0	NEUTRAL	0- 0	0- 0	0- 0				

RPI 1-25			RPI 26-50			RPI 51-100			RPI 101+			Team's RPI: 206
RPI	S	Opponent	Score	RPI	S	Opponent	Score	RPI	S	Opponent	Score	
								109	H	Radford	42	61
								116	A	Mercer	60	76
								128	H	VCU	53	66
								181	H	ETSU	55	56
								222	A	UNC Asheville	61	55
								259	A	Presbyterian	49	39
								285	A	Gardner-Webb	73	61
								286	H	Charleston So.	54	37
								294	A	USC Upstate	56	41
								301	A	Western Caro.	50	48
								318	H	High Point	58	33
								322	N	Ark.-Pine Bluff	51	31
								325	H	Winthrop	61	32
								332	A	Longwood	66	54
								337	H	N.C. Central	61	30
								348	N	Morgan St.	62	51
LAST 12 Division I GAMES:												
								285	A	Gardner-Webb	73	61
								286	H	Charleston So.	54	37
								318	H	High Point	58	33
								222	A	UNC Asheville	61	55
								348	N	Morgan St.	62	51
								322	N	Ark.-Pine Bluff	51	31
								294	A	USC Upstate	56	41
								109	H	Radford	42	61
								181	H	ETSU	55	56

Non-Div I Games: Columbia (SC) 73 32 Saint Augustine's 69 33 St. Andrews 94 39

Campbell

Loss, Non-Conf, S Site, H Home A Away N Neutral

Canisius

Through Games Of Jan. 29, 2017

Average RPI Win:	231	WON-LOST	WINNING	LAST 10	STRENGTH OF	OPP. STRENGTH	TEAM	ADJ.	CONF.	ADJ CONF.
Average RPI Loss:	155	RECORD	PCT. RANK	GAMES	SCHEDULE	OF SCHEDULE	RPI	RPI	RPI	RPI
DIV. I ONLY	6- 15	279	4- 6	153	247	242	242	17	17	
DIV. I NON-CONF.	1- 8	314	0- 2	65	245	252	252	16	16	
TOTALS	RPI 1-25	RPI 26-50	W-L RECORDS	RPI 51-100	RPI 101-150	RPI 150+				
6- 15	0- 0	0- 2	OVERALL	0- 2	0- 2	6- 9				
2- 7	0- 0	0- 1	HOME	0- 1	0- 2	2- 3				
4- 8	0- 0	0- 1	AWAY	0- 1	0- 0	4- 6				
0- 0	0- 0	0- 0	NEUTRAL	0- 0	0- 0	0- 0				
1- 8	0- 0	0- 1	NON-CONFERENCE	0- 2	0- 1	1- 4				
0- 4	0- 0	0- 0	HOME	0- 1	0- 1	0- 2				
1- 4	0- 0	0- 1	AWAY	0- 1	0- 0	1- 2				
0- 0	0- 0	0- 0	NEUTRAL	0- 0	0- 0	0- 0				
5- 7	0- 0	0- 1	CONFERENCE	0- 0	0- 1	5- 5				
2- 3	0- 0	0- 1	HOME	0- 0	0- 1	2- 1				
3- 4	0- 0	0- 0	AWAY	0- 0	0- 0	3- 4				
0- 0	0- 0	0- 0	NEUTRAL	0- 0	0- 0	0- 0				

RPI S	Opponent	Score	RPI S	Opponent	Score	RPI S	Opponent	Score	RPI S	Opponent	Score	Team's RPI: 242
31	A Ohio St.	56 89	68	H Buffalo	52 65	134	H Rider	70 71				
48	H Quinnipiac	53 64	82	A Cornell	43 60	147	H Lamar University	51 65				
						153	A Iona	52 55				
						157	H Northeastern	59 83				
						177	A Siena	42 67				
						178	H Akron	64 73				
						187	H Fairfield	63 49				
						205	A Morehead St.	68 77				
						211	A Saint Francis (PA)	74 95				
						217	A Niagara	65 57				
						223	A St. Bonaventure	74 57				
						235	A Manhattan	62 57				
						236	A Monmouth	53 55				
						236	H Monmouth	74 54				
						248	A Marist	60 67				
						248	H Marist	74 85				
						290	A Saint Peter's	59 54				
LAST 12 Division I GAMES:												
248	A Marist	60 67	48	H Quinnipiac	53 64							
177	A Siena	42 67	248	H Marist	74 85							
187	H Fairfield	63 49	235	A Manhattan	62 57							
217	A Niagara	65 57	153	A Iona	52 55							
236	A Monmouth	53 55	82	A Cornell	43 60							
290	A Saint Peter's	59 54	205	A Morehead St.	68 77							

Non-Div I Games:

Canisius

■ Loss,
■ Non-Conf,
■ S Site,
■ H Home
■ A Away
N Neutral

Central Ark.

Through Games Of Jan. 29, 2017

Average RPI Win:	263	WON-LOST	WINNING	LAST 10	STRENGTH OF	OPP. STRENGTH	TEAM	ADJ.	CONF.	ADJ CONF.
Average RPI Loss:	84	RECORD	PCT. RANK	GAMES	SCHEDULE	OF SCHEDULE	RPI	RPI	RPI	RPI
DIV. I ONLY	11- 4	50	8- 2	293	241	121	121	27	27	
DIV. I NON-CONF.	4- 2	97	2- 1	287	75	109	109	26	26	
TOTALS	RPI 1-25	RPI 26-50	W-L RECORDS	RPI 51-100	RPI 101-150	RPI 150+				
11- 4	0- 1	0- 1	OVERALL	1- 0	0- 2	10- 0				
4- 1	0- 0	0- 0	HOME	0- 0	0- 1	4- 0				
5- 3	0- 0	0- 1	AWAY	1- 0	0- 0	4- 0				
2- 0	0- 0	0- 0	NEUTRAL	0- 0	0- 0	2- 0				
4- 2	0- 1	0- 1	NON-CONFERENCE	0- 0	0- 0	4- 0				
1- 0	0- 0	0- 0	HOME	0- 0	0- 0	1- 0				
1- 2	0- 1	0- 1	AWAY	0- 0	0- 0	1- 0				
2- 0	0- 0	0- 0	NEUTRAL	0- 0	0- 0	2- 0				
7- 2	0- 0	0- 0	CONFERENCE	1- 0	0- 2	6- 0				
3- 1	0- 0	0- 0	HOME	0- 0	0- 1	3- 0				
4- 1	0- 0	0- 0	AWAY	1- 0	0- 1	3- 0				
0- 0	0- 0	0- 0	NEUTRAL	0- 0	0- 0	0- 0				

RPI 1-25				RPI 26-50				RPI 51-100				RPI 101+ Team's RPI: 121			
RPI	S	Opponent	Score	RPI	S	Opponent	Score	RPI	S	Opponent	Score	RPI	S	Opponent	Score
21	A	Texas A&M	49 74	46	A	Texas Tech	45 79	85	A	SFA	67 63	122	A	Abilene Christian	76 83
												147	H	Lamar University	56 70
												167	N	Houston	69 55
												184	A	New Orleans	55 51
												271	H	McNeese	67 52
												288	A	A&M-Corpus Christi	49 41
												298	A	Alcorn	71 57
												298	H	Alcorn	59 45
												308	N	Liberty	61 41
												320	H	Northwestern St.	76 43
												334	A	Houston Baptist	80 49
												335	H	Incarinate Word	63 50
LAST 12 Division I GAMES:															
335	H	Incarinate Word	63 50	122	A	Abilene Christian	76 83								
85	A	SFA	67 63	320	H	Northwestern St.	76 43								
184	A	New Orleans	55 51	147	H	Lamar University	56 70								
271	H	McNeese	67 52	167	N	Houston	69 55								
288	A	A&M-Corpus Christi	49 41	308	N	Liberty	61 41								
334	A	Houston Baptist	80 49	46	A	Texas Tech	45 79								

Non-Div I Games: Crowley's Ridge 102 31 Williams Baptist 82 32 Central Baptist 94 47 Hendrix 71 39
Central Ark.

Loss, Non-Conf, S Site, H Home A Away N Neutral

Average RPI Win:	304	WON-LOST	WINNING	LAST 10	STRENGTH OF	OPP. STRENGTH	TEAM	ADJ.	CONF.	ADJ CONF.
Average RPI Loss:	171	RECORD	PCT. RANK	GAMES	SCHEDULE	OF SCHEDULE	RPI	RPI	RPI	RPI
DIV. I ONLY	8- 12	224	7- 3	298	302	278	278	31	31	
DIV. I NON-CONF.	1- 10	325	0- 3	193	172	322	322	32	32	
TOTALS	RPI 1-25	RPI 26-50	W-L RECORDS	RPI 51-100	RPI 101-150	RPI 150+				
8- 12	0- 0	0- 2	OVERALL	0- 1	0- 1	8- 8				
6- 2	0- 0	0- 0	HOME	0- 0	0- 1	6- 1				
2- 9	0- 0	0- 2	AWAY	0- 1	0- 0	2- 6				
0- 1	0- 0	0- 0	NEUTRAL	0- 0	0- 0	0- 1				
1- 10	0- 0	0- 2	NON-CONFERENCE	0- 1	0- 1	1- 6				
1- 2	0- 0	0- 0	HOME	0- 0	0- 1	1- 1				
0- 7	0- 0	0- 2	AWAY	0- 1	0- 0	0- 4				
0- 1	0- 0	0- 0	NEUTRAL	0- 0	0- 0	0- 1				
7- 2	0- 0	0- 0	CONFERENCE	0- 0	0- 0	7- 2				
5- 0	0- 0	0- 0	HOME	0- 0	0- 0	5- 0				
2- 2	0- 0	0- 0	AWAY	0- 0	0- 0	2- 2				
0- 0	0- 0	0- 0	NEUTRAL	0- 0	0- 0	0- 0				

RPI 1-25			RPI 26-50			RPI 51-100			RPI 101+			Team's RPI: 278
RPI	S	Opponent	Score	RPI	S	Opponent	Score	RPI	S	Opponent	Score	
				34	A	Syracuse	63 95	88	A	New Hampshire	52 56	
				43	A	Virginia Tech	47 81					
								127	H	Hartford	58 68	
								161	A	Boston College	46 66	
								185	A	Seton Hall	70 78	
								188	H	Sacred Heart	67 50	
								203	A	Dartmouth	51 61	
								211	A	Saint Francis (PA)	81 87	
								232	N	San Diego St.	62 80	
								244	H	Stony Brook	59 64	
								247	A	Robert Morris	46 55	
								274	A	Massachusetts	37 76	
								279	H	Vermont	78 76	
								293	H	Bryant	53 52	
								310	A	St. Francis Brooklyn	61 53	
								330	H	Mt. St. Mary's	68 58	
								339	A	LIU Brooklyn	76 71	
								343	H	Fairleigh Dickinson	68 49	
								346	H	Wagner	66 53	
LAST 12 Division I GAMES:												
293	H	Bryant	53 52	188	H	Sacred Heart	67 50					
247	A	Robert Morris	46 55	310	A	St. Francis Brooklyn	61 53					
211	A	Saint Francis (PA)	81 87	346	H	Wagner	66 53					
339	A	LIU Brooklyn	76 71	88	A	New Hampshire	52 56					
343	H	Fairleigh Dickinson	68 49	161	A	Boston College	46 66					
330	H	Mt. St. Mary's	68 58	244	H	Stony Brook	59 64					

Non-Div I Games:

Central Conn. St.

■ Loss,
 ■ Non-Conf,
 ■ S Site,
 ■ H Home
 ■ A Away
 N Neutral

Average RPI Win:	210	WON-LOST	WINNING	LAST 10	STRENGTH OF	OPP. STRENGTH	TEAM	ADJ.	CONF.	ADJ CONF.
Average RPI Loss:	63	RECORD	PCT. RANK	GAMES	SCHEDULE	OF SCHEDULE	RPI	RPI	RPI	RPI
DIV. I ONLY	14- 6	71	7- 3	198	69	95	95	10	10	
DIV. I NON-CONF.	8- 4	97	2- 2	283	39	152	152	11	11	
TOTALS	RPI 1-25	RPI 26-50	W-L RECORDS	RPI 51-100	RPI 101-150	RPI 150+				
14- 6	0- 1	0- 1	OVERALL	1- 3	3- 1	10- 0				
10- 1	0- 0	0- 1	HOME	1- 0	2- 0	7- 0				
2- 5	0- 1	0- 0	AWAY	0- 3	1- 1	1- 0				
2- 0	0- 0	0- 0	NEUTRAL	0- 0	0- 0	2- 0				
8- 4	0- 1	0- 1	NON-CONFERENCE	0- 2	1- 0	7- 0				
6- 1	0- 0	0- 1	HOME	0- 0	1- 0	5- 0				
0- 3	0- 1	0- 0	AWAY	0- 2	0- 0	0- 0				
2- 0	0- 0	0- 0	NEUTRAL	0- 0	0- 0	2- 0				
6- 2	0- 0	0- 0	CONFERENCE	1- 1	2- 1	3- 0				
4- 0	0- 0	0- 0	HOME	1- 0	1- 0	2- 0				
2- 2	0- 0	0- 0	AWAY	0- 1	1- 1	1- 0				
0- 0	0- 0	0- 0	NEUTRAL	0- 0	0- 0	0- 0				

RPI 1-25				RPI 26-50				RPI 51-100 Team's RPI: 95				RPI 101+			
RPI	S	Opponent	Score	RPI	S	Opponent	Score	RPI	S	Opponent	Score	RPI	S	Opponent	Score
3	A	Notre Dame	47 107	27	H	Elon	57 71	68	A	Buffalo	56 67	103	A	Toledo	72 74
								68	H	Buffalo	88 71	114	A	Kent St.	91 78
								81	A	Middle Tenn.	69 79	137	H	Saint Joseph's	73 71
								93	A	Purdue	51 62	139	H	Ball St.	101 92
												178	H	Akron	89 62
												180	H	Illinois	82 51
												199	H	Oakland	70 67
												209	H	Miami (OH)	80 61
												237	H	Furman	81 71
												252	A	Bowling Green	76 65
												284	N	North Dakota St.	77 55
												300	H	Loyola Chicago	95 57
												316	H	Ill.-Chicago	77 55
												331	N	Utah Valley	71 62
LAST 12 Division I GAMES:															
103	A	Toledo	72 74	178	H	Akron	89 62								
68	A	Buffalo	56 67	114	A	Kent St.	91 78								
209	H	Miami (OH)	80 61	81	A	Middle Tenn.	69 79								
252	A	Bowling Green	76 65	180	H	Illinois	82 51								
139	H	Ball St.	101 92	137	H	Saint Joseph's	73 71								
68	H	Buffalo	88 71	93	A	Purdue	51 62								

Non-Div I Games:

Central Mich.

Charleston So.

Through Games Of Jan. 29, 2017

Average RPI Win:	283	WON-LOST	WINNING	LAST 10	STRENGTH OF	OPP. STRENGTH	TEAM	ADJ.	CONF.	ADJ CONF.
Average RPI Loss:	201	RECORD	PCT. RANK	GAMES	SCHEDULE	OF SCHEDULE	RPI	RPI	RPI	RPI
DIV. I ONLY	8- 8	164	5- 5	341	275	286	286	28	28	
DIV. I NON-CONF.	3- 5	223	0- 3	336	207	317	317	28	28	
TOTALS	RPI 1-25	RPI 26-50	W-L RECORDS	RPI 51-100	RPI 101-150	RPI 150+				
8- 8	0- 0	0- 0	OVERALL	0- 2	1- 0	7- 6				
5- 3	0- 0	0- 0	HOME	0- 0	1- 0	4- 3				
3- 5	0- 0	0- 0	AWAY	0- 2	0- 0	3- 3				
0- 0	0- 0	0- 0	NEUTRAL	0- 0	0- 0	0- 0				
3- 5	0- 0	0- 0	NON-CONFERENCE	0- 2	0- 0	3- 3				
2- 2	0- 0	0- 0	HOME	0- 0	0- 0	2- 2				
1- 3	0- 0	0- 0	AWAY	0- 2	0- 0	1- 1				
0- 0	0- 0	0- 0	NEUTRAL	0- 0	0- 0	0- 0				
5- 3	0- 0	0- 0	CONFERENCE	0- 0	1- 0	4- 3				
3- 1	0- 0	0- 0	HOME	0- 0	1- 0	2- 1				
2- 2	0- 0	0- 0	AWAY	0- 0	0- 0	2- 2				
0- 0	0- 0	0- 0	NEUTRAL	0- 0	0- 0	0- 0				

RPI 1-25			RPI 26-50			RPI 51-100			RPI 101+			Team's RPI: 286
RPI	S	Opponent	Score	RPI	S	Opponent	Score	RPI	S	Opponent	Score	
						54	A West Virginia	38	88	109	H Radford	57 45
						72	A North Carolina	77	93	192	H Col. of Charleston	76 79
										206	A Campbell	37 54
										218	H Wofford	45 59
										259	A Presbyterian	48 50
										262	H Ga. Southern	55 54
										285	H Gardner-Webb	64 57
										287	A Lipscomb	67 52
										301	A Western Caro.	53 58
										308	H Liberty	72 81
										318	A High Point	74 68
										325	H Winthrop	71 52
										332	A Longwood	62 47
										342	H South Carolina St.	67 62
LAST 12 Division I GAMES:												
						332	A Longwood	62	47	206	A Campbell	37 54
						285	H Gardner-Webb	64	57	308	H Liberty	72 81
						109	H Radford	57	45	301	A Western Caro.	53 58
						259	A Presbyterian	48	50	192	H Col. of Charleston	76 79
						325	H Winthrop	71	52	218	H Wofford	45 59
						318	A High Point	74	68	262	H Ga. Southern	55 54

Non-Div I Games: Southern Wesleyan 80 57 Montreat 79 50 Paine 75 67

Charleston So.

Loss, Non-Conf, S Site, H Home A Away N Neutral

Average RPI Win:	185	WON-LOST	WINNING	LAST 10	STRENGTH OF	OPP. STRENGTH	TEAM	ADJ.	CONF.	ADJ CONF.
Average RPI Loss:	92	RECORD	PCT. RANK	GAMES	SCHEDULE	OF SCHEDULE	RPI	RPI	RPI	RPI
DIV. I ONLY	15- 5	40	8- 2	188	85	76	76	15	15	
DIV. I NON-CONF.	8- 3	67	3- 0	267	20	104	104	17	17	
TOTALS	RPI 1-25	RPI 26-50	W-L RECORDS	RPI 51-100	RPI 101-150	RPI 150+				
15- 5	0- 1	0- 0	OVERALL	2- 2	5- 1	8- 1				
8- 1	0- 0	0- 0	HOME	2- 0	0- 1	6- 0				
7- 2	0- 1	0- 0	AWAY	0- 0	5- 0	2- 1				
0- 2	0- 0	0- 0	NEUTRAL	0- 2	0- 0	0- 0				
8- 3	0- 1	0- 0	NON-CONFERENCE	1- 2	2- 0	5- 0				
5- 0	0- 0	0- 0	HOME	1- 0	0- 0	4- 0				
3- 1	0- 1	0- 0	AWAY	0- 0	2- 0	1- 0				
0- 2	0- 0	0- 0	NEUTRAL	0- 2	0- 0	0- 0				
7- 2	0- 0	0- 0	CONFERENCE	1- 0	3- 1	3- 1				
3- 1	0- 0	0- 0	HOME	1- 0	0- 1	2- 0				
4- 1	0- 0	0- 0	AWAY	0- 0	3- 0	1- 1				
0- 0	0- 0	0- 0	NEUTRAL	0- 0	0- 0	0- 0				

RPI 1-25				RPI 26-50				RPI 51-100 Team's RPI: 76				RPI 101+			
RPI	S	Opponent	Score	RPI	S	Opponent	Score	RPI	S	Opponent	Score	RPI	S	Opponent	Score
22	A	Miami (FL)	46 80					55	N	Utah	68 81	112	A	Duquesne	77 63
								64	N	Boise St.	65 68	126	A	Pittsburgh	70 63
								89	H	Western Ky.	89 85	132	A	Southern Miss.	78 61
								99	H	East Carolina	79 64	133	A	Old Dominion	86 75
												149	A	Rice	69 51
												149	H	Rice	52 55
												169	A	Louisiana Tech	54 80
												192	A	Col. of Charleston	62 49
												201	H	Wisconsin	63 48
												219	H	Marshall	93 77
												224	A	North Texas	78 63
												224	H	North Texas	66 49
												259	H	Presbyterian	71 63
												289	H	Davidson	93 79
												332	H	Longwood	66 41
LAST 12 Division I GAMES:															
149	H	Rice	52 55	89	H	Western Ky.	89 85								
224	H	North Texas	66 49	149	A	Rice	69 51								
133	A	Old Dominion	86 75	224	A	North Texas	78 63								
132	A	Southern Miss.	78 61	289	H	Davidson	93 79								
169	A	Louisiana Tech	54 80	332	H	Longwood	66 41								
219	H	Marshall	93 77	112	A	Duquesne	77 63								

Non-Div I Games:

Charlotte

Chattanooga

Through Games Of Jan. 29, 2017

Average RPI Win:	229	WON-LOST	WINNING	LAST 10	STRENGTH OF	OPP. STRENGTH	TEAM	ADJ.	CONF.	ADJ CONF.
Average RPI Loss:	67	RECORD	PCT. RANK	GAMES	SCHEDULE	OF SCHEDULE	RPI	RPI	RPI	RPI
DIV. I ONLY	12- 9	134	7- 3	99	100	102	102	18	18	
DIV. I NON-CONF.	6- 8	203	3- 2	79	14	124	124	22	22	
TOTALS	RPI 1-25	RPI 26-50	W-L RECORDS	RPI 51-100	RPI 101-150	RPI 150+				
12- 9	0- 3	0- 1	OVERALL	0- 3	1- 1	11- 1				
4- 4	0- 1	0- 1	HOME	0- 2	0- 0	4- 0				
6- 4	0- 2	0- 0	AWAY	0- 1	1- 0	5- 1				
2- 1	0- 0	0- 0	NEUTRAL	0- 0	0- 1	2- 0				
6- 8	0- 3	0- 1	NON-CONFERENCE	0- 3	0- 1	6- 0				
1- 4	0- 1	0- 1	HOME	0- 2	0- 0	1- 0				
3- 3	0- 2	0- 0	AWAY	0- 1	0- 0	3- 0				
2- 1	0- 0	0- 0	NEUTRAL	0- 0	0- 1	2- 0				
6- 1	0- 0	0- 0	CONFERENCE	0- 0	1- 0	5- 1				
3- 0	0- 0	0- 0	HOME	0- 0	0- 0	3- 0				
3- 1	0- 0	0- 0	AWAY	0- 0	1- 0	2- 1				
0- 0	0- 0	0- 0	NEUTRAL	0- 0	0- 0	0- 0				

RPI 1-25				RPI 26-50				RPI 51-100				RPI 101+ Team's RPI: 102			
RPI	S	Opponent	Score	RPI	S	Opponent	Score	RPI	S	Opponent	Score	RPI	S	Opponent	Score
1	A	UConn	43 80	29	H	Green Bay	55 71	53	H	Indiana	76 79	116	A	Mercer	74 56
3	H	Notre Dame	58 79					62	H	Florida	61 72	117	N	Maine	39 49
11	A	Louisville	47 63					87	A	FGCU	55 68	165	H	Stetson	66 55
												181	H	ETSU	60 45
												182	A	Rutgers	66 53
												218	A	Wofford	71 61
												227	A	Samford	77 61
												237	A	Furman	48 65
												252	N	Bowling Green	54 49
												255	A	UT Martin	80 60
												259	A	Presbyterian	56 48
												273	H	UNCG	58 55
												301	H	Western Caro.	67 46
												324	N	Lafayette	68 43
LAST 12 Division I GAMES:															
237	A	Furman	48 65	227	A	Samford	77 61								
218	A	Wofford	71 61	259	A	Presbyterian	56 48								
273	H	UNCG	58 55	3	H	Notre Dame	58 79								
301	H	Western Caro.	67 46	87	A	FGCU	55 68								
181	H	ETSU	60 45	165	H	Stetson	66 55								
116	A	Mercer	74 56	255	A	UT Martin	80 60								

Non-Div I Games:

Chattanooga

■ Loss,
 ■ Non-Conf, S Site,
 ■ Home
 ■ Away
 N Neutral

Chicago St.

Through Games Of Jan. 29, 2017

Average RPI Win:	0	WON-LOST	WINNING	LAST 10	STRENGTH OF	OPP. STRENGTH	TEAM	ADJ.	CONF.	ADJ CONF.
Average RPI Loss:	196	RECORD	PCT. RANK	GAMES	SCHEDULE	OF SCHEDULE	RPI	RPI	RPI	RPI
DIV. I ONLY	0- 21	347	0- 10	118	341	327	327	29	29	
DIV. I NON-CONF.	0- 14	335	0- 5	71	318	315	315	29	29	
TOTALS	RPI 1-25	RPI 26-50	W-L RECORDS	RPI 51-100	RPI 101-150	RPI 150+				
0- 21	0- 1	0- 1	OVERALL	0- 1	0- 3	0- 15				
0- 9	0- 0	0- 0	HOME	0- 0	0- 2	0- 7				
0- 12	0- 1	0- 1	AWAY	0- 1	0- 1	0- 8				
0- 0	0- 0	0- 0	NEUTRAL	0- 0	0- 0	0- 0				
0- 14	0- 1	0- 1	NON-CONFERENCE	0- 1	0- 3	0- 8				
0- 6	0- 0	0- 0	HOME	0- 0	0- 2	0- 4				
0- 8	0- 1	0- 1	AWAY	0- 1	0- 1	0- 4				
0- 0	0- 0	0- 0	NEUTRAL	0- 0	0- 0	0- 0				
0- 7	0- 0	0- 0	CONFERENCE	0- 0	0- 0	0- 7				
0- 3	0- 0	0- 0	HOME	0- 0	0- 0	0- 3				
0- 4	0- 0	0- 0	AWAY	0- 0	0- 0	0- 4				
0- 0	0- 0	0- 0	NEUTRAL	0- 0	0- 0	0- 0				

RPI 1-25				RPI 26-50				RPI 51-100				RPI 101+ Team's RPI: 327			
RPI	S	Opponent	Score	RPI	S	Opponent	Score	RPI	S	Opponent	Score	RPI	S	Opponent	Score
17	A	Kansas St.	33 83	41	A	Northwestern	42 75	83	A	Northern Ill.	85 94	101	H	Western Ill.	50 54
												139	A	Ball St.	53 88
												140	H	Wright St.	65 71
												160	A	Milwaukee	49 71
												164	H	Western Mich.	51 64
												168	A	Cincinnati	53 81
												179	A	New Mexico St.	63 100
												199	H	Oakland	60 80
												205	A	Morehead St.	55 63
												215	A	Grand Canyon	39 57
												230	H	Seattle U	51 64
												256	A	UTRGV	43 71
												256	H	UTRGV	46 57
												297	A	CSU Bakersfield	48 83
												300	A	Loyola Chicago	54 59
												305	H	NJIT	42 57
												321	H	Valparaiso	51 53
												331	H	Utah Valley	59 62
LAST 12 Division I GAMES:															
215	A	Grand Canyon	39 57	256	A	UTRGV	43 71								
297	A	CSU Bakersfield	48 83	305	H	NJIT	42 57								
256	H	UTRGV	46 57	168	A	Cincinnati	53 81								
230	H	Seattle U	51 64	164	H	Western Mich.	51 64								
331	H	Utah Valley	59 62	101	H	Western Ill.	50 54								
179	A	New Mexico St.	63 100	160	A	Milwaukee	49 71								

Non-Div I Games:

Chicago St.

■ Loss,
■ Non-Conf, S Site,
■ Home
■ Away
N Neutral

Average RPI Win: 223	WON-LOST	WINNING	LAST 10	STRENGTH OF	OPP. STRENGTH	TEAM	ADJ.	CONF.	ADJ CONF.
Average RPI Loss: 111	RECORD	PCT. RANK	GAMES	SCHEDULE	OF SCHEDULE	RPI	RPI	RPI	RPI
DIV. I ONLY	13- 7	100	7- 3	282	102	168	168	5	5
DIV. I NON-CONF.	8- 4	97	2- 1	337	203	230	230	6	6

TOTALS	RPI 1-25	RPI 26-50	W-L RECORDS	RPI 51-100	RPI 101-150	RPI 150+			
13- 7	0- 0	0- 2	OVERALL	1- 0	2- 3	10- 2			
9- 4	0- 0	0- 1	HOME	1- 0	2- 1	6- 2			
4- 3	0- 0	0- 1	AWAY	0- 0	0- 2	4- 0			
0- 0	0- 0	0- 0	NEUTRAL	0- 0	0- 0	0- 0			
8- 4	0- 0	0- 1	NON-CONFERENCE	0- 0	0- 1	8- 2			
5- 3	0- 0	0- 0	HOME	0- 0	0- 1	5- 2			
3- 1	0- 0	0- 1	AWAY	0- 0	0- 0	3- 0			
0- 0	0- 0	0- 0	NEUTRAL	0- 0	0- 0	0- 0			
5- 3	0- 0	0- 1	CONFERENCE	1- 0	2- 2	2- 0			
4- 1	0- 0	0- 1	HOME	1- 0	2- 0	1- 0			
1- 2	0- 0	0- 0	AWAY	0- 0	0- 2	1- 0			
0- 0	0- 0	0- 0	NEUTRAL	0- 0	0- 0	0- 0			

RPI 1-25			RPI 26-50			RPI 51-100			RPI 101+ Team's RPI: 168		
RPI	S	Opponent	Score	RPI	S	Opponent	Score	RPI	S	Opponent	Score
				31	A	Ohio St.	38 80	99	H	East Carolina	74 64
				35	H	Tulane	68 74				
								108	A	SMU	47 64
								108	H	SMU	67 65
								110	H	Georgia	48 51
								129	A	UCF	44 64
								129	H	UCF	63 57
								167	H	Houston	85 64
								175	A	Memphis	66 59
								176	H	Xavier	61 72
								189	H	Indiana St.	55 63
								209	A	Miami (OH)	49 43
								241	H	Howard	66 56
								252	A	Bowling Green	68 58
								266	H	Tennessee Tech	60 38
								302	A	Southeast Mo. St.	83 75
								303	H	Eastern Ill.	78 64
								322	H	Ark.-Pine Bluff	72 42
								327	H	Chicago St.	81 53
LAST 12 Division I GAMES:											
				35	H	Tulane	68 74	129	H	UCF	63 57
				129	A	UCF	44 64	108	A	SMU	47 64
				99	H	East Carolina	74 64	327	H	Chicago St.	81 53
				108	H	SMU	67 65	303	H	Eastern Ill.	78 64
				175	A	Memphis	66 59	110	H	Georgia	48 51
				167	H	Houston	85 64	176	H	Xavier	61 72

Non-Div I Games: Clarion 92 54

Cincinnati

Average RPI Win:	223	WON-LOST	WINNING	LAST 10	STRENGTH OF	OPP. STRENGTH	TEAM	ADJ.	CONF.	ADJ CONF.
Average RPI Loss:	46	RECORD	PCT. RANK	GAMES	SCHEDULE	OF SCHEDULE	RPI	RPI	RPI	RPI
DIV. I ONLY	12- 10	149	2- 8	68	89	124	124	3	3	
DIV. I NON-CONF.	11- 2	24	3- 0	207	277	79	79	4	4	
TOTALS	RPI 1-25	RPI 26-50	W-L RECORDS	RPI 51-100	RPI 101-150	RPI 150+				
12- 10	0- 3	0- 4	OVERALL	1- 2	2- 0	9- 1				
8- 6	0- 2	0- 3	HOME	1- 1	1- 0	6- 0				
2- 4	0- 1	0- 1	AWAY	0- 1	0- 0	2- 1				
2- 0	0- 0	0- 0	NEUTRAL	0- 0	1- 0	1- 0				
11- 2	0- 1	0- 1	NON-CONFERENCE	0- 0	2- 0	9- 0				
7- 1	0- 0	0- 1	HOME	0- 0	1- 0	6- 0				
2- 1	0- 1	0- 0	AWAY	0- 0	0- 0	2- 0				
2- 0	0- 0	0- 0	NEUTRAL	0- 0	1- 0	1- 0				
1- 8	0- 2	0- 3	CONFERENCE	1- 2	0- 0	0- 1				
1- 5	0- 2	0- 2	HOME	1- 1	0- 0	0- 0				
0- 3	0- 0	0- 1	AWAY	0- 1	0- 0	0- 1				
0- 0	0- 0	0- 0	NEUTRAL	0- 0	0- 0	0- 0				

RPI 1-25				RPI 26-50				RPI 51-100				RPI 101+ Team's RPI: 124			
RPI	S	Opponent	Score	RPI	S	Opponent	Score	RPI	S	Opponent	Score	RPI	S	Opponent	Score
2	A	South Carolina	61 83	34	H	Syracuse	62 88	52	A	Wake Forest	56 68	117	H	Maine	69 61
6	H	Florida St.	27 86	37	H	Oregon	59 87	56	H	Georgia Tech	62 61	140	N	Wright St.	75 51
11	H	Louisville	46 60	39	A	North Carolina St.	53 65	71	H	Virginia	37 69	161	A	Boston College	48 60
				43	H	Virginia Tech	69 78					169	H	Louisiana Tech	78 67
												231	H	Coastal Caro.	64 57
												236	A	Monmouth	60 47
												253	A	Jacksonville St.	69 63
												262	H	Ga. Southern	58 47
												265	H	Bethune-Cookman	59 38
												300	N	Loyola Chicago	61 40
												301	H	Western Caro.	78 63
												342	H	South Carolina St.	56 36
LAST 12 Division I GAMES:															
56	H	Georgia Tech	62 61	43	H	Virginia Tech	69 78								
11	H	Louisville	46 60	34	H	Syracuse	62 88								
39	A	North Carolina St.	53 65	161	A	Boston College	48 60								
71	H	Virginia	37 69	265	H	Bethune-Cookman	59 38								
6	H	Florida St.	27 86	253	A	Jacksonville St.	69 63								
52	A	Wake Forest	56 68	342	H	South Carolina St.	56 36								

Non-Div I Games:

Clemson

■ Loss,
 ■ Non-Conf,
 ■ S Site,
 ■ H Home
 ■ A Away
 N Neutral

Cleveland St.

Through Games Of Jan. 29, 2017

Average RPI Win:	276	WON-LOST	WINNING	LAST 10	STRENGTH OF	OPP. STRENGTH	TEAM	ADJ.	CONF.	ADJ CONF.
Average RPI Loss:	131	RECORD	PCT. RANK	GAMES	SCHEDULE	OF SCHEDULE	RPI	RPI	RPI	RPI
DIV. I ONLY	9- 10	188	5- 5	209	244	191	191	22	22	
DIV. I NON-CONF.	4- 5	198	1- 1	167	200	156	156	21	21	
TOTALS	RPI 1-25	RPI 26-50	W-L RECORDS	RPI 51-100	RPI 101-150	RPI 150+				
9- 10	0- 0	0- 3	OVERALL	0- 0	0- 3	9- 4				
3- 4	0- 0	0- 1	HOME	0- 0	0- 1	3- 2				
5- 6	0- 0	0- 2	AWAY	0- 0	0- 2	5- 2				
1- 0	0- 0	0- 0	NEUTRAL	0- 0	0- 0	1- 0				
4- 5	0- 0	0- 2	NON-CONFERENCE	0- 0	0- 2	4- 1				
0- 2	0- 0	0- 0	HOME	0- 0	0- 1	0- 1				
3- 3	0- 0	0- 2	AWAY	0- 0	0- 1	3- 0				
1- 0	0- 0	0- 0	NEUTRAL	0- 0	0- 0	1- 0				
5- 5	0- 0	0- 1	CONFERENCE	0- 0	0- 1	5- 3				
3- 2	0- 0	0- 1	HOME	0- 0	0- 0	3- 1				
2- 3	0- 0	0- 0	AWAY	0- 0	0- 1	2- 2				
0- 0	0- 0	0- 0	NEUTRAL	0- 0	0- 0	0- 0				

RPI 1-25			RPI 26-50			RPI 51-100			RPI 101+ Team's RPI: 191		
RPI	S	Opponent	Score	RPI	S	Opponent	Score	RPI	S	Opponent	Score
				29	H	Green Bay	51 65	103	H	Toledo	59 92
				31	A	Ohio St.	78 96	105	A	Navy	63 88
				45	A	Bucknell	66 77	140	A	Wright St.	63 84
								160	H	Milwaukee	78 80
								174	A	Detroit	54 66
								199	A	Oakland	74 62
								217	H	Niagara	49 67
								239	N	Richmond	69 65
								252	A	Bowling Green	64 56
								268	A	Northern Ky.	58 54
								281	A	Evansville	66 62
								303	A	Eastern Ill.	66 56
								307	A	Youngstown St.	67 92
								307	H	Youngstown St.	71 68
								316	H	Ill.-Chicago	77 59
								321	H	Valparaiso	71 60
LAST 12 Division I GAMES:											
29	H	Green Bay	51 65	321	H	Valparaiso	71 60				
160	H	Milwaukee	78 80	140	A	Wright St.	63 84				
174	A	Detroit	54 66	268	A	Northern Ky.	58 54				
199	A	Oakland	74 62	307	H	Youngstown St.	71 68				
307	A	Youngstown St.	67 92	252	A	Bowling Green	64 56				
316	H	Ill.-Chicago	77 59	45	A	Bucknell	66 77				

Non-Div I Games: Notre Dame (OH) 51 66 Lake Erie 65 42

Cleveland St.

■ Loss,
 ■ Non-Conf,
 ■ S Site,
 ■ Home
 ■ A Away
 N Neutral

Average RPI Win:	271	WON-LOST	WINNING	LAST 10	STRENGTH OF	OPP. STRENGTH	TEAM	ADJ.	CONF.	ADJ CONF.
Average RPI Loss:	155	RECORD	PCT. RANK	GAMES	SCHEDULE	OF SCHEDULE	RPI	RPI	RPI	RPI
DIV. I ONLY	8- 9	196	5- 5	284	276	231	231	20	20	
DIV. I NON-CONF.	4- 4	165	2- 1	339	336	267	267	18	18	
TOTALS	RPI 1-25	RPI 26-50	W-L RECORDS	RPI 51-100	RPI 101-150	RPI 150+				
8- 9	0- 0	0- 2	OVERALL	0- 1	0- 1	8- 5				
4- 3	0- 0	0- 1	HOME	0- 1	0- 0	4- 1				
3- 6	0- 0	0- 1	AWAY	0- 0	0- 1	3- 4				
1- 0	0- 0	0- 0	NEUTRAL	0- 0	0- 0	1- 0				
4- 4	0- 0	0- 0	NON-CONFERENCE	0- 0	0- 1	4- 3				
1- 1	0- 0	0- 0	HOME	0- 0	0- 0	1- 1				
2- 3	0- 0	0- 0	AWAY	0- 0	0- 1	2- 2				
1- 0	0- 0	0- 0	NEUTRAL	0- 0	0- 0	1- 0				
4- 5	0- 0	0- 2	CONFERENCE	0- 1	0- 0	4- 2				
3- 2	0- 0	0- 1	HOME	0- 1	0- 0	3- 0				
1- 3	0- 0	0- 1	AWAY	0- 0	0- 0	1- 2				
0- 0	0- 0	0- 0	NEUTRAL	0- 0	0- 0	0- 0				

RPI 1-25				RPI 26-50				RPI 51-100				RPI 101+ Team's RPI: 231			
RPI	S	Opponent	Score	RPI	S	Opponent	Score	RPI	S	Opponent	Score	RPI	S	Opponent	Score
				49	A	UT Arlington	58 60	57	H	Little Rock	66 74	124	A	Clemson	57 64
				49	H	UT Arlington	41 70					192	A	Col. of Charleston	79 72
												195	H	Appalachian St.	60 55
												202	A	Texas St.	62 83
												202	H	Texas St.	64 48
												211	H	Saint Francis (PA)	59 70
												218	A	Wofford	62 67
												219	A	Marshall	66 84
												262	A	Georgia St.	73 67
												262	A	Ga. Southern	70 78
												317	A	Fort Wayne	72 57
												323	H	Arkansas St.	57 55
												337	H	N.C. Central	66 50
												342	N	South Carolina St.	63 54
LAST 12 Division I GAMES:															
				202	H	Texas St.	64 48	57	H	Little Rock	66 74				
				49	H	UT Arlington	41 70	49	A	UT Arlington	58 60				
				262	A	Georgia St.	73 67	202	A	Texas St.	62 83				
				262	A	Ga. Southern	70 78	192	A	Col. of Charleston	79 72				
				195	H	Appalachian St.	60 55	342	N	South Carolina St.	63 54				
				323	H	Arkansas St.	57 55	211	H	Saint Francis (PA)	59 70				

Non-Div I Games: Pfeiffer 91 49 Catawba 58 63

Coastal Caro.

Loss, Non-Conf, S Site, H Home A Away N Neutral

Average RPI Win:	224	WON-LOST	WINNING	LAST 10	STRENGTH OF	OPP. STRENGTH	TEAM	ADJ.	CONF.	ADJ CONF.
Average RPI Loss:	112	RECORD	PCT. RANK	GAMES	SCHEDULE	OF SCHEDULE	RPI	RPI	RPI	RPI
DIV. I ONLY	6- 14	269	4- 6	87	114	192	192	8	8	
DIV. I NON-CONF.	3- 8	262	1- 2	137	155	200	200	8	8	
TOTALS	RPI 1-25	RPI 26-50	W-L RECORDS	RPI 51-100	RPI 101-150	RPI 150+				
6- 14	0- 1	0- 4	OVERALL	0- 3	1- 1	5- 5				
3- 5	0- 0	0- 2	HOME	0- 1	1- 0	2- 2				
3- 9	0- 1	0- 2	AWAY	0- 2	0- 1	3- 3				
0- 0	0- 0	0- 0	NEUTRAL	0- 0	0- 0	0- 0				
3- 8	0- 1	0- 2	NON-CONFERENCE	0- 2	0- 0	3- 3				
0- 4	0- 0	0- 1	HOME	0- 1	0- 0	0- 2				
3- 4	0- 1	0- 1	AWAY	0- 1	0- 0	3- 1				
0- 0	0- 0	0- 0	NEUTRAL	0- 0	0- 0	0- 0				
3- 6	0- 0	0- 2	CONFERENCE	0- 1	1- 1	2- 2				
3- 1	0- 0	0- 1	HOME	0- 0	1- 0	2- 0				
0- 5	0- 0	0- 1	AWAY	0- 1	0- 1	0- 2				
0- 0	0- 0	0- 0	NEUTRAL	0- 0	0- 0	0- 0				

RPI 1-25				RPI 26-50				RPI 51-100				RPI 101+ Team's RPI: 192			
RPI	S	Opponent	Score	RPI	S	Opponent	Score	RPI	S	Opponent	Score	RPI	S	Opponent	Score
11	A	Louisville	58 86	27	A	Elon	57 70	69	A	Drexel	57 70	115	A	Delaware	66 71
				27	H	Elon	56 84	76	H	Charlotte	49 62	130	H	William & Mary	70 60
				39	A	North Carolina St.	47 91	89	A	Western Ky.	76 89	159	A	Towson	59 61
				43	H	Virginia Tech	61 71					167	A	Houston	63 79
												186	H	Hofstra	71 55
												195	A	Appalachian St.	65 62
												220	A	UNCW	61 67
												220	H	UNCW	76 37
												231	H	Coastal Caro.	72 79
												286	A	Charleston So.	79 76
												291	H	North Florida	47 60
												325	A	Winthrop	95 64
LAST 12 Division I GAMES:															
220	A	UNCW	61 67	220	H	UNCW	76 37	130	H	William & Mary	70 60				
186	H	Hofstra	71 55	27	A	Elon	57 70	286	A	Charleston So.	79 76				
115	A	Delaware	66 71	69	A	Drexel	57 70	231	H	Coastal Caro.	72 79				
69	A	Drexel	57 70	89	A	Western Ky.	76 89								
159	A	Towson	59 61												
27	H	Elon	56 84												

Non-Div I Games:

Col. of Charleston

■ Loss,
 ■ Non-Conf, S Site,
 ■ Home
 ■ Away
 N Neutral

Average RPI Win: 266	WON-LOST	WINNING	LAST 10	STRENGTH OF	OPP. STRENGTH	TEAM	ADJ.	CONF.	ADJ CONF.
Average RPI Loss: 162	RECORD	PCT. RANK	GAMES	SCHEDULE	OF SCHEDULE	RPI	RPI	RPI	RPI
DIV. I ONLY	6- 14	269	3- 7	201	273	272	272	25	25
DIV. I NON-CONF.	3- 8	262	1- 2	198	276	255	255	25	25
TOTALS	RPI 1-25	RPI 26-50	W-L RECORDS	RPI 51-100	RPI 101-150	RPI 150+			
6- 14	0- 0	0- 1	OVERALL	0- 3	0- 2	6- 8			
4- 4	0- 0	0- 0	HOME	0- 1	0- 1	4- 2			
2- 10	0- 0	0- 1	AWAY	0- 2	0- 1	2- 6			
0- 0	0- 0	0- 0	NEUTRAL	0- 0	0- 0	0- 0			
3- 8	0- 0	0- 0	NON-CONFERENCE	0- 3	0- 1	3- 4			
2- 1	0- 0	0- 0	HOME	0- 1	0- 0	2- 0			
1- 7	0- 0	0- 0	AWAY	0- 2	0- 1	1- 4			
0- 0	0- 0	0- 0	NEUTRAL	0- 0	0- 0	0- 0			
3- 6	0- 0	0- 1	CONFERENCE	0- 0	0- 1	3- 4			
2- 3	0- 0	0- 0	HOME	0- 0	0- 1	2- 2			
1- 3	0- 0	0- 1	AWAY	0- 0	0- 0	1- 2			
0- 0	0- 0	0- 0	NEUTRAL	0- 0	0- 0	0- 0			

RPI S	Opponent	Score	RPI S	Opponent	Score	RPI S	Opponent	Score	RPI S	Opponent	Score	Team's RPI: 272
			45	A Bucknell	56 79	82	H Cornell	57 70	105	H Navy	67 80	
						93	A Purdue	51 71	145	A Columbia	67 75	
						96	A Gonzaga	42 72	152	A Providence	85 92	
									159	H Towson	76 71	
									161	H Army West Point	69 76	
									177	A Siena	63 71	
									190	A Brown	67 62	
									207	A American	57 68	
									207	H American	62 73	
									223	A St. Bonaventure	57 70	
									240	A Loyola Maryland	77 87	
									280	H Boston U.	96 87	
									306	A Holy Cross	62 54	
									324	H Lafayette	76 69	
									338	A UMass Lowell	77 82	
									339	H LIU Brooklyn	76 61	
LAST 12 Division I GAMES:												
207	H American	62 73	306	A Holy Cross	62 54							
240	A Loyola Maryland	77 87	207	A American	57 68							
280	H Boston U.	96 87	324	H Lafayette	76 69							
45	A Bucknell	56 79	96	A Gonzaga	42 72							
161	H Army West Point	69 76	338	A UMass Lowell	77 82							
105	H Navy	67 80	339	H LIU Brooklyn	76 61							

Non-Div I Games:

Colgate

Colorado

Through Games Of Jan. 29, 2017

Average RPI Win:	184	WON-LOST	WINNING	LAST 10	STRENGTH OF	OPP. STRENGTH	TEAM	ADJ.	CONF.	ADJ CONF.
Average RPI Loss:	41	RECORD	PCT. RANK	GAMES	SCHEDULE	OF SCHEDULE	RPI	RPI	RPI	RPI
DIV. I ONLY	12- 9	134	2- 8	48	61	77	77	1	1	
DIV. I NON-CONF.	10- 1	16	1- 1	189	256	66	66	1	1	
TOTALS	RPI 1-25	RPI 26-50	W-L RECORDS	RPI 51-100	RPI 101-150	RPI 150+				
12- 9	1- 3	0- 2	OVERALL	3- 4	2- 0	6- 0				
9- 4	1- 1	0- 1	HOME	2- 2	2- 0	4- 0				
3- 5	0- 2	0- 1	AWAY	1- 2	0- 0	2- 0				
0- 0	0- 0	0- 0	NEUTRAL	0- 0	0- 0	0- 0				
10- 1	1- 0	0- 0	NON-CONFERENCE	2- 1	1- 0	6- 0				
7- 1	1- 0	0- 0	HOME	1- 1	1- 0	4- 0				
3- 0	0- 0	0- 0	AWAY	1- 0	0- 0	2- 0				
0- 0	0- 0	0- 0	NEUTRAL	0- 0	0- 0	0- 0				
2- 8	0- 3	0- 2	CONFERENCE	1- 3	1- 0	0- 0				
2- 3	0- 1	0- 1	HOME	1- 1	1- 0	0- 0				
0- 5	0- 2	0- 1	AWAY	0- 2	0- 0	0- 0				
0- 0	0- 0	0- 0	NEUTRAL	0- 0	0- 0	0- 0				

RPI 1-25				RPI 26-50				RPI 51-100 Team's RPI: 77				RPI 101+			
RPI	S	Opponent	Score	RPI	S	Opponent	Score	RPI	S	Opponent	Score	RPI	S	Opponent	Score
7	A	Oregon St.	57 81	26	H	Arizona St.	52 71	55	A	Utah	53 58	108	H	SMU	67 50
8	H	Stanford	70 84	37	A	Oregon	66 71	55	H	Utah	54 49	120	H	Arizona	65 56
9	A	UCLA	74 87					59	H	California	53 65	210	H	Idaho St.	85 56
14	H	Kentucky	79 69					73	A	Southern California	54 79	267	A	Mississippi Val.	76 64
								91	H	Colorado St.	74 56	284	A	North Dakota St.	76 59
								94	H	Wyoming	75 82	310	H	St. Francis Brooklyn	81 54
								97	A	Northern Colo.	83 62	315	H	Air Force	95 68
												336	H	Southeastern La.	112 54
LAST 12 Division I GAMES:															
55	A	Utah	53 58	26	H	Arizona St.	52 71	120	H	Arizona	65 56				
55	H	Utah	54 49					9	A	UCLA	74 87				
7	A	Oregon St.	57 81	73	A	Southern California	54 79	94	H	Wyoming	75 82				
37	A	Oregon	66 71	267	A	Mississippi Val.	76 64								
8	H	Stanford	70 84												
59	H	California	53 65												

Non-Div I Games:

Colorado

■ Loss,
 ■ Non-Conf, S Site,
 ■ Home
 ■ Away
 N Neutral

Average RPI Win:	216	WON-LOST	WINNING	LAST 10	STRENGTH OF	OPP. STRENGTH	TEAM	ADJ.	CONF.	ADJ CONF.
Average RPI Loss:	67	RECORD	PCT. RANK	GAMES	SCHEDULE	OF SCHEDULE	RPI	RPI	RPI	RPI
DIV. I ONLY	14- 5	47	9- 1	226	101	91	91	13	13	
DIV. I NON-CONF.	6- 4	126	2- 0	245	83	137	137	15	15	
TOTALS	RPI 1-25	RPI 26-50	W-L RECORDS	RPI 51-100	RPI 101-150	RPI 150+				
14- 5	0- 2	0- 0	OVERALL	2- 2	1- 0	11- 1				
9- 1	0- 0	0- 0	HOME	1- 1	0- 0	8- 0				
5- 4	0- 1	0- 0	AWAY	1- 1	1- 0	3- 1				
0- 0	0- 0	0- 0	NEUTRAL	0- 0	0- 0	0- 0				
6- 4	0- 2	0- 0	NON-CONFERENCE	1- 1	0- 0	5- 1				
5- 0	0- 0	0- 0	HOME	1- 0	0- 0	4- 0				
1- 4	0- 2	0- 0	AWAY	0- 1	0- 0	1- 1				
0- 0	0- 0	0- 0	NEUTRAL	0- 0	0- 0	0- 0				
8- 1	0- 0	0- 0	CONFERENCE	1- 1	1- 0	6- 0				
4- 1	0- 0	0- 0	HOME	0- 1	0- 0	4- 0				
4- 0	0- 0	0- 0	AWAY	1- 0	1- 0	2- 0				
0- 0	0- 0	0- 0	NEUTRAL	0- 0	0- 0	0- 0				

RPI 1-25				RPI 26-50				RPI 51-100 Team's RPI: 91				RPI 101+			
RPI	S	Opponent	Score	RPI	S	Opponent	Score	RPI	S	Opponent	Score	RPI	S	Opponent	Score
12	A	Washington	68 101					64	H	Boise St.	45 51	138	A	New Mexico	78 63
18	A	Oklahoma	55 70					77	A	Colorado	56 74	163	A	Nebraska	59 62
								90	A	UNLV	57 37	166	H	Omaha	69 42
								97	H	Northern Colo.	58 47	173	H	Fresno St.	73 56
												194	A	San Jose St.	68 56
												194	H	San Jose St.	70 67
												225	H	Utah St.	74 43
												230	H	Seattle U	66 62
												232	H	San Diego St.	60 43
												295	H	Denver	76 49
												315	A	Air Force	72 35
												333	A	Montana	63 49
												336	H	Southeastern La.	77 31
LAST 12 Division I GAMES:															
232	H	San Diego St.	60 43	194	H	San Jose St.	70 67								
194	A	San Jose St.	68 56	64	H	Boise St.	45 51								
225	H	Utah St.	74 43	90	A	UNLV	57 37								
173	H	Fresno St.	73 56	333	A	Montana	63 49								
138	A	New Mexico	78 63	230	H	Seattle U	66 62								
315	A	Air Force	72 35	77	A	Colorado	56 74								

Non-Div I Games: N.M. Highlands 96 31 Adams St. 76 29

Colorado St.

Loss, Non-Conf, S Site, H Home A Away N Neutral

Average RPI Win:	257	WON-LOST	WINNING	LAST 10	STRENGTH OF	OPP. STRENGTH	TEAM	ADJ.	CONF.	ADJ CONF.
Average RPI Loss:	128	RECORD	PCT. RANK	GAMES	SCHEDULE	OF SCHEDULE	RPI	RPI	RPI	RPI
DIV. I ONLY	11- 6	106	6- 4	278	252	145	145	9	9	
DIV. I NON-CONF.	10- 3	54	7- 1	330	319	161	161	10	10	
TOTALS	RPI 1-25	RPI 26-50	W-L RECORDS	RPI 51-100	RPI 101-150	RPI 150+				
11- 6	0- 1	0- 0	OVERALL	0- 3	0- 0	11- 2				
4- 2	0- 0	0- 0	HOME	0- 1	0- 0	4- 1				
7- 4	0- 1	0- 0	AWAY	0- 2	0- 0	7- 1				
0- 0	0- 0	0- 0	NEUTRAL	0- 0	0- 0	0- 0				
10- 3	0- 0	0- 0	NON-CONFERENCE	0- 1	0- 0	10- 2				
4- 1	0- 0	0- 0	HOME	0- 0	0- 0	4- 1				
6- 2	0- 0	0- 0	AWAY	0- 1	0- 0	6- 1				
0- 0	0- 0	0- 0	NEUTRAL	0- 0	0- 0	0- 0				
1- 3	0- 1	0- 0	CONFERENCE	0- 2	0- 0	1- 0				
0- 1	0- 0	0- 0	HOME	0- 1	0- 0	0- 0				
1- 2	0- 1	0- 0	AWAY	0- 1	0- 0	1- 0				
0- 0	0- 0	0- 0	NEUTRAL	0- 0	0- 0	0- 0				

RPI 1-25				RPI 26-50				RPI 51-100				RPI 101+ Team's RPI: 145			
RPI	S	Opponent	Score	RPI	S	Opponent	Score	RPI	S	Opponent	Score	RPI	S	Opponent	Score
20	A	Harvard	68 70					78	A	Long Beach St.	60 73	152	H	Providence	66 64
								82	A	Cornell	70 77	183	A	Binghamton	75 65
								82	H	Cornell	55 69	203	A	Dartmouth	91 88
												211	A	Saint Francis (PA)	84 77
												239	A	Richmond	65 58
												240	A	Loyola Maryland	65 53
												244	A	Stony Brook	53 55
												260	H	UMBC	56 67
												272	H	Colgate	75 67
												305	A	NJIT	65 51
												338	H	UMass Lowell	76 57
												339	H	LIU Brooklyn	66 57
												340	A	Cal St. Fullerton	61 46
LAST 12 Division I GAMES:															
20	A	Harvard	68 70	340	A	Cal St. Fullerton	61 46								
203	A	Dartmouth	91 88	339	H	LIU Brooklyn	66 57								
82	H	Cornell	55 69	183	A	Binghamton	75 65								
82	A	Cornell	70 77	152	H	Providence	66 64								
305	A	NJIT	65 51	338	H	UMass Lowell	76 57								
78	A	Long Beach St.	60 73	240	A	Loyola Maryland	65 53								

Non-Div I Games:

Columbia

■ Loss,
 ■ Non-Conf, S Site,
 ■ Home
 ■ Away
 N Neutral

Average RPI Win: 328	WON-LOST	WINNING	LAST 10	STRENGTH OF	OPP. STRENGTH	TEAM	ADJ.	CONF.	ADJ CONF.
Average RPI Loss: 151	RECORD	PCT. RANK	GAMES	SCHEDULE	OF SCHEDULE	RPI	RPI	RPI	RPI
DIV. I ONLY	4- 15	310	4- 6	195	286	299	299	32	32
DIV. I NON-CONF.	0- 12	335	0- 5	53	110	292	292	31	31
TOTALS	RPI 1-25	RPI 26-50	W-L RECORDS	RPI 51-100	RPI 101-150	RPI 150+			
4- 15	0- 1	0- 1	OVERALL	0- 5	0- 1	4- 7			
3- 2	0- 0	0- 0	HOME	0- 1	0- 0	3- 1			
1- 12	0- 1	0- 1	AWAY	0- 4	0- 1	1- 5			
0- 1	0- 0	0- 0	NEUTRAL	0- 0	0- 0	0- 1			
0- 12	0- 1	0- 1	NON-CONFERENCE	0- 5	0- 1	0- 4			
0- 1	0- 0	0- 0	HOME	0- 1	0- 0	0- 0			
0- 10	0- 1	0- 1	AWAY	0- 4	0- 1	0- 3			
0- 1	0- 0	0- 0	NEUTRAL	0- 0	0- 0	0- 1			
4- 3	0- 0	0- 0	CONFERENCE	0- 0	0- 0	4- 3			
3- 1	0- 0	0- 0	HOME	0- 0	0- 0	3- 1			
1- 2	0- 0	0- 0	AWAY	0- 0	0- 0	1- 2			
0- 0	0- 0	0- 0	NEUTRAL	0- 0	0- 0	0- 0			

RPI 1-25				RPI 26-50				RPI 51-100				RPI 101+ Team's RPI: 299			
RPI	S	Opponent	Score	RPI	S	Opponent	Score	RPI	S	Opponent	Score	RPI	S	Opponent	Score
22	A	Miami (FL)	35 75	34	A	Syracuse	30 76	54	A	West Virginia	39 69	128	A	VCU	44 73
								71	A	Virginia	40 103	159	A	Towson	65 69
								72	A	North Carolina	55 90	181	N	ETSU	58 70
								75	A	George Washington	46 77	241	A	Howard	58 66
								85	H	SFA	57 72	260	A	UMBC	63 73
												265	A	Bethune-Cookman	52 71
												275	H	N.C. A&T	65 57
												283	H	Norfolk St.	45 49
												330	A	Mt. St. Mary's	48 54
												342	H	South Carolina St.	70 54
												347	A	Florida A&M	70 62
												348	H	Morgan St.	61 45
LAST 12 Division I GAMES:															
348	H	Morgan St.	61 45	342	H	South Carolina St.	70 54								
283	H	Norfolk St.	45 49	260	A	UMBC	63 73								
241	A	Howard	58 66	72	A	North Carolina	55 90								
275	H	N.C. A&T	65 57	181	N	ETSU	58 70								
265	A	Bethune-Cookman	52 71	22	A	Miami (FL)	35 75								
347	A	Florida A&M	70 62	34	A	Syracuse	30 76								

Non-Div I Games:

Coppin St.

■ Loss,
 ■ Non-Conf,
 ■ S Site,
 ■ Home
 ■ A Away
 N Neutral

Average RPI Win: 220	WON-LOST	WINNING	LAST 10	STRENGTH OF	OPP. STRENGTH	TEAM	ADJ.	CONF.	ADJ CONF.
Average RPI Loss: 137	RECORD	PCT. RANK	GAMES	SCHEDULE	OF SCHEDULE	RPI	RPI	RPI	RPI
DIV. I ONLY	11- 6	106	6- 4	132	269	82	82	9	9
DIV. I NON-CONF.	9- 4	85	5- 3	228	304	111	111	10	10
TOTALS	RPI 1-25	RPI 26-50	W-L RECORDS	RPI 51-100	RPI 101-150	RPI 150+			
11- 6	0- 1	0- 0	OVERALL	1- 1	2- 1	8- 3			
5- 1	0- 0	0- 0	HOME	1- 1	1- 0	3- 0			
6- 5	0- 1	0- 0	AWAY	0- 0	1- 1	5- 3			
0- 0	0- 0	0- 0	NEUTRAL	0- 0	0- 0	0- 0			
9- 4	0- 0	0- 0	NON-CONFERENCE	1- 1	0- 1	8- 2			
4- 1	0- 0	0- 0	HOME	1- 1	0- 0	3- 0			
5- 3	0- 0	0- 0	AWAY	0- 0	0- 1	5- 2			
0- 0	0- 0	0- 0	NEUTRAL	0- 0	0- 0	0- 0			
2- 2	0- 1	0- 0	CONFERENCE	0- 0	2- 0	0- 1			
1- 0	0- 0	0- 0	HOME	0- 0	1- 0	0- 0			
1- 2	0- 1	0- 0	AWAY	0- 0	1- 0	0- 1			
0- 0	0- 0	0- 0	NEUTRAL	0- 0	0- 0	0- 0			

RPI 1-25				RPI 26-50				RPI 51-100 Team's RPI: 82				RPI 101+			
RPI	S	Opponent	Score	RPI	S	Opponent	Score	RPI	S	Opponent	Score	RPI	S	Opponent	Score
20	A	Harvard	59 62					69	H	Drexel	53 63	126	A	Pittsburgh	44 56
								88	H	New Hampshire	61 56	145	A	Columbia	69 55
												145	H	Columbia	77 70
												159	A	Towson	63 68
												183	A	Binghamton	54 51
												203	A	Dartmouth	74 84
												211	A	Saint Francis (PA)	78 72
												240	H	Loyola Maryland	58 50
												241	H	Howard	67 55
												242	H	Canisius	60 43
												244	A	Stony Brook	65 66
												272	A	Colgate	70 57
												307	A	Youngstown St.	80 75
												341	A	Delaware St.	72 51
LAST 12 Division I GAMES:															
203	A	Dartmouth	74 84	244	A	Stony Brook	65 66								
20	A	Harvard	59 62	242	H	Canisius	60 43								
145	A	Columbia	69 55	307	A	Youngstown St.	80 75								
145	H	Columbia	77 70	69	H	Drexel	53 63								
341	A	Delaware St.	72 51	211	A	Saint Francis (PA)	78 72								
183	A	Binghamton	54 51	126	A	Pittsburgh	44 56								

Non-Div I Games:

Cornell

■ Loss,
 ■ Non-Conf, S Site,
 ■ Home
 ■ Away
 N Neutral

Creighton

Through Games Of Jan. 29, 2017

Average RPI Win: 122	WON-LOST	WINNING	LAST 10	STRENGTH OF	OPP. STRENGTH	TEAM	ADJ.	CONF.	ADJ CONF.
Average RPI Loss: 56	RECORD	PCT. RANK	GAMES	SCHEDULE	OF SCHEDULE	RPI	RPI	RPI	RPI
DIV. I ONLY	15- 6	61	8- 2	45	29	28	28	7	7
DIV. I NON-CONF.	6- 4	126	1- 0	67	27	70	70	7	7
TOTALS	RPI 1-25	RPI 26-50	W-L RECORDS	RPI 51-100	RPI 101-150	RPI 150+			
15- 6	0- 2	4- 2	OVERALL	3- 1	1- 0	7- 1			
9- 1	0- 1	3- 0	HOME	1- 0	1- 0	4- 0			
5- 4	0- 1	1- 1	AWAY	1- 1	0- 0	3- 1			
1- 1	0- 0	0- 1	NEUTRAL	1- 0	0- 0	0- 0			
6- 4	0- 0	1- 2	NON-CONFERENCE	1- 1	1- 0	3- 1			
4- 0	0- 0	1- 0	HOME	0- 0	1- 0	2- 0			
1- 3	0- 0	0- 1	AWAY	0- 1	0- 0	1- 1			
1- 1	0- 0	0- 1	NEUTRAL	1- 0	0- 0	0- 0			
9- 2	0- 2	3- 0	CONFERENCE	2- 0	0- 0	4- 0			
5- 1	0- 1	2- 0	HOME	1- 0	0- 0	2- 0			
4- 1	0- 1	1- 0	AWAY	1- 0	0- 0	2- 0			
0- 0	0- 0	0- 0	NEUTRAL	0- 0	0- 0	0- 0			

RPI 1-25				RPI 26-50				Team's RPI: 28	RPI 51-100				RPI 101+			
RPI	S	Opponent	Score	RPI	S	Opponent	Score		RPI	S	Opponent	Score	RPI	S	Opponent	Score
16	A	DePaul	65 79	33	H	Drake	80 77		58	A	UNI	49 50	131	H	Kansas	69 49
16	H	DePaul	56 60	36	N	Missouri	63 72		66	H	Villanova	60 46	152	A	Providence	58 51
				38	A	South Dakota St.	56 63		74	N	Dayton	56 53	163	H	Nebraska	80 64
				40	A	Marquette	83 63		84	A	St. John's (NY)	55 43	166	H	Omaha	82 45
				40	H	Marquette	80 77						172	A	Wichita St.	54 62
				42	H	Georgetown	70 68						176	H	Xavier	63 52
													185	A	Seton Hall	70 60
													225	H	Butler	67 52
													248	A	Marist	72 50
LAST 12 Division I GAMES:																
40	H	Marquette	80 77	42	H	Georgetown	70 68		16	A	DePaul	65 79				
16	H	DePaul	56 60	40	A	Marquette	83 63		176	H	Xavier	63 52				
185	A	Seton Hall	70 60	225	H	Butler	67 52		248	A	Marist	72 50				
84	A	St. John's (NY)	55 43													
152	A	Providence	58 51													
66	H	Villanova	60 46													

Non-Div I Games:

Creighton

Average RPI Win:	235	WON-LOST	WINNING	LAST 10	STRENGTH OF	OPP. STRENGTH	TEAM	ADJ.	CONF.	ADJ CONF.
Average RPI Loss:	137	RECORD	PCT. RANK	GAMES	SCHEDULE	OF SCHEDULE	RPI	RPI	RPI	RPI
DIV. I ONLY	6- 11	250	3- 7	101	223	203	203	9	9	
DIV. I NON-CONF.	5- 8	218	3- 5	253	268	236	236	10	10	
TOTALS	RPI 1-25	RPI 26-50	W-L RECORDS	RPI 51-100	RPI 101-150	RPI 150+				
6- 11	0- 2	0- 0	OVERALL	1- 1	0- 4	5- 4				
4- 4	0- 1	0- 0	HOME	1- 0	0- 1	3- 2				
2- 7	0- 1	0- 0	AWAY	0- 1	0- 3	2- 2				
0- 0	0- 0	0- 0	NEUTRAL	0- 0	0- 0	0- 0				
5- 8	0- 0	0- 0	NON-CONFERENCE	0- 1	0- 3	5- 4				
3- 2	0- 0	0- 0	HOME	0- 0	0- 0	3- 2				
2- 6	0- 0	0- 0	AWAY	0- 1	0- 3	2- 2				
0- 0	0- 0	0- 0	NEUTRAL	0- 0	0- 0	0- 0				
1- 3	0- 2	0- 0	CONFERENCE	1- 0	0- 1	0- 0				
1- 2	0- 1	0- 0	HOME	1- 0	0- 1	0- 0				
0- 1	0- 1	0- 0	AWAY	0- 0	0- 0	0- 0				
0- 0	0- 0	0- 0	NEUTRAL	0- 0	0- 0	0- 0				

RPI 1-25				RPI 26-50				RPI 51-100				RPI 101+ Team's RPI: 203			
RPI	S	Opponent	Score	RPI	S	Opponent	Score	RPI	S	Opponent	Score	RPI	S	Opponent	Score
20	A	Harvard	65 70					82	H	Cornell	84 74	117	A	Maine	55 60
20	H	Harvard	61 70					88	A	New Hampshire	47 64	130	A	William & Mary	50 63
												133	A	Old Dominion	56 82
												145	H	Columbia	88 91
												161	A	Boston College	53 65
												161	H	Army West Point	60 68
												171	H	Albany (NY)	69 61
												248	H	Marist	61 66
												278	H	Central Conn. St.	61 51
												279	A	Vermont	54 59
												280	A	Boston U.	61 49
												292	A	Rhode Island	62 52
												306	H	Holy Cross	53 49
LAST 12 Division I GAMES:															
82	H	Cornell	84 74	161	A	Boston College	53 65								
145	H	Columbia	88 91	292	A	Rhode Island	62 52								
20	H	Harvard	61 70	248	H	Marist	61 66								
20	A	Harvard	65 70	117	A	Maine	55 60								
88	A	New Hampshire	47 64	280	A	Boston U.	61 49								
171	H	Albany (NY)	69 61	130	A	William & Mary	50 63								

Non-Div I Games:

Dartmouth

■ Loss,
 ■ Non-Conf,
 ■ S Site,
 ■ H Home
 ■ A Away
 N Neutral

Average RPI Win: 234	WON-LOST	WINNING	LAST 10	STRENGTH OF	OPP. STRENGTH	TEAM	ADJ.	CONF.	ADJ CONF.
Average RPI Loss: 150	RECORD	PCT. RANK	GAMES	SCHEDULE	OF SCHEDULE	RPI	RPI	RPI	RPI
DIV. I ONLY	3- 18	332	1- 9	74	264	289	289	12	12
DIV. I NON-CONF.	2- 10	305	1- 2	56	316	278	278	13	13
TOTALS	RPI 1-25	RPI 26-50	W-L RECORDS	RPI 51-100	RPI 101-150	RPI 150+			
3- 18	0- 0	0- 0	OVERALL	0- 3	1- 7	2- 8			
3- 8	0- 0	0- 0	HOME	0- 0	1- 4	2- 4			
0- 8	0- 0	0- 0	AWAY	0- 3	0- 2	0- 3			
0- 2	0- 0	0- 0	NEUTRAL	0- 0	0- 1	0- 1			
2- 10	0- 0	0- 0	NON-CONFERENCE	0- 2	0- 4	2- 4			
2- 4	0- 0	0- 0	HOME	0- 0	0- 3	2- 1			
0- 4	0- 0	0- 0	AWAY	0- 2	0- 0	0- 2			
0- 2	0- 0	0- 0	NEUTRAL	0- 0	0- 1	0- 1			
1- 8	0- 0	0- 0	CONFERENCE	0- 1	1- 3	0- 4			
1- 4	0- 0	0- 0	HOME	0- 0	1- 1	0- 3			
0- 4	0- 0	0- 0	AWAY	0- 1	0- 2	0- 1			
0- 0	0- 0	0- 0	NEUTRAL	0- 0	0- 0	0- 0			

RPI S	Opponent	Score	RPI S	Opponent	Score	RPI S	Opponent	Score	RPI S	Opponent	Score	Team's RPI: 289
						65	A Michigan St.	34 70	103	N Toledo	41 76	
						75	A George Washington	62 76	109	H Radford	40 44	
						76	A Charlotte	79 93	112	A Duquesne	51 73	
									116	H Mercer	60 67	
									119	H Saint Louis	69 106	
									123	A Fordham	72 85	
									129	H UCF	38 57	
									146	H George Mason	58 54	
									158	H La Salle	58 65	
									164	A Western Mich.	63 76	
									181	A ETSU	56 76	
									210	N Idaho St.	58 70	
									220	H UNCW	58 67	
									223	A St. Bonaventure	51 70	
									237	H Furman	71 61	
									239	H Richmond	52 61	
									274	H Massachusetts	60 61	
									318	H High Point	82 72	
LAST 12 Division I GAMES:												
239	H Richmond	52 61	112	A Duquesne	51 73							
223	A St. Bonaventure	51 70	123	A Fordham	72 85							
158	H La Salle	58 65	119	H Saint Louis	69 106							
146	H George Mason	58 54	116	H Mercer	60 67							
75	A George Washington	62 76	76	A Charlotte	79 93							
274	H Massachusetts	60 61	237	H Furman	71 61							

Non-Div I Games:

Davidson

Average RPI Win:	186	WON-LOST	WINNING	LAST 10	STRENGTH OF	OPP. STRENGTH	TEAM	ADJ.	CONF.	ADJ CONF.
Average RPI Loss:	66	RECORD	PCT. RANK	GAMES	SCHEDULE	OF SCHEDULE	RPI	RPI	RPI	RPI
DIV. I ONLY	14- 7	87	9- 1	97	84	74	74	12	12	
DIV. I NON-CONF.	6- 6	165	3- 1	81	28	101	101	13	13	
TOTALS	RPI 1-25	RPI 26-50	W-L RECORDS	RPI 51-100	RPI 101-150	RPI 150+				
14- 7	1- 1	0- 2	OVERALL	1- 2	5- 1	7- 1				
5- 3	0- 0	0- 1	HOME	1- 0	1- 1	3- 1				
6- 2	0- 1	0- 0	AWAY	0- 1	3- 0	3- 0				
3- 2	1- 0	0- 1	NEUTRAL	0- 1	1- 0	1- 0				
6- 6	1- 1	0- 2	NON-CONFERENCE	0- 2	1- 1	4- 0				
1- 2	0- 0	0- 1	HOME	0- 0	0- 1	1- 0				
2- 2	0- 1	0- 0	AWAY	0- 1	0- 0	2- 0				
3- 2	1- 0	0- 1	NEUTRAL	0- 1	1- 0	1- 0				
8- 1	0- 0	0- 0	CONFERENCE	1- 0	4- 0	3- 1				
4- 1	0- 0	0- 0	HOME	1- 0	1- 0	2- 1				
4- 0	0- 0	0- 0	AWAY	0- 0	3- 0	1- 0				
0- 0	0- 0	0- 0	NEUTRAL	0- 0	0- 0	0- 0				

RPI 1-25				RPI 26-50				RPI 51-100 Team's RPI: 74				RPI 101+			
RPI	S	Opponent	Score	RPI	S	Opponent	Score	RPI	S	Opponent	Score	RPI	S	Opponent	Score
1	A	UConn	65 98	28	N	Creighton	53 56	56	N	Georgia Tech	68 81	103	H	Toledo	72 76
21	N	Texas A&M	74 57	48	H	Quinnipiac	60 63	71	A	Virginia	56 66	112	A	Duquesne	75 64
								75	H	George Washington	50 48	119	A	Saint Louis	78 67
												133	N	Old Dominion	77 69
												137	H	Saint Joseph's	64 59
												146	A	George Mason	60 48
												158	H	La Salle	51 54
												201	A	Wisconsin	83 64
												208	A	Princeton	62 56
												223	A	St. Bonaventure	62 60
												274	H	Massachusetts	77 65
												292	H	Rhode Island	81 51
												308	N	Liberty	82 53
												348	H	Morgan St.	61 42
LAST 12 Division I GAMES:															
292	H	Rhode Island	81 51	223	A	St. Bonaventure	62 60								
146	A	George Mason	60 48	274	H	Massachusetts	77 65								
137	H	Saint Joseph's	64 59	71	A	Virginia	56 66								
119	A	Saint Louis	78 67	308	N	Liberty	82 53								
112	A	Duquesne	75 64	133	N	Old Dominion	77 69								
75	H	George Washington	50 48	21	N	Texas A&M	74 57								

Non-Div I Games:

Dayton

■ Loss,
 ■ Non-Conf,
 S Site,
 ■ Home
 ■ Away
 N Neutral

Average RPI Win: 140	WON-LOST	WINNING	LAST 10	STRENGTH OF	OPP. STRENGTH	TEAM	ADJ.	CONF.	ADJ CONF.
Average RPI Loss: 16	RECORD	PCT. RANK	GAMES	SCHEDULE	OF SCHEDULE	RPI	RPI	RPI	RPI
DIV. I ONLY	18- 5	28	9- 1	29	24	16	16	7	7
DIV. I NON-CONF.	8- 4	97	1- 0	18	7	30	30	7	7
TOTALS	RPI 1-25	RPI 26-50	W-L RECORDS	RPI 51-100	RPI 101-150	RPI 150+			
18- 5	0- 3	5- 2	OVERALL	3- 0	0- 0	10- 0			
9- 2	0- 1	2- 1	HOME	0- 0	0- 0	7- 0			
7- 2	0- 1	2- 1	AWAY	2- 0	0- 0	3- 0			
2- 1	0- 1	1- 0	NEUTRAL	1- 0	0- 0	0- 0			
8- 4	0- 3	2- 1	NON-CONFERENCE	1- 0	0- 0	5- 0			
5- 1	0- 1	1- 0	HOME	0- 0	0- 0	4- 0			
1- 2	0- 1	0- 1	AWAY	0- 0	0- 0	1- 0			
2- 1	0- 1	1- 0	NEUTRAL	1- 0	0- 0	0- 0			
10- 1	0- 0	3- 1	CONFERENCE	2- 0	0- 0	5- 0			
4- 1	0- 0	1- 1	HOME	0- 0	0- 0	3- 0			
6- 0	0- 0	2- 0	AWAY	2- 0	0- 0	2- 0			
0- 0	0- 0	0- 0	NEUTRAL	0- 0	0- 0	0- 0			

RPI 1-25				Team's RPI: 16		RPI 26-50				RPI 51-100				RPI 101+					
RPI	S	Opponent	Score		RPI	S	Opponent	Score		RPI	S	Opponent	Score		RPI	S	Opponent	Score	
1	A	UConn	46	91	28	A	Creighton	60	56	66	A	Villanova	80	50	152	A	Providence	64	55
3	H	Notre Dame	61	75	28	H	Creighton	79	65	84	A	St. John's (NY)	78	66	152	H	Providence	61	56
5	N	Baylor	72	104	30	A	Temple	74	84	89	N	Western Ky.	77	69	176	H	Xavier	85	69
					34	N	Syracuse	108	84						185	A	Seton Hall	96	65
					40	H	Marquette	101	102						193	H	UAB	90	80
					41	H	Northwestern	89	66						195	H	Appalachian St.	99	58
					42	A	Georgetown	76	53						225	H	Butler	100	69
															255	H	UT Martin	100	68
															270	H	Prairie View	94	62
															300	A	Loyola Chicago	107	46
LAST 12 Division I GAMES:																			
					152	A	Providence	64	55						185	A	Seton Hall	96	65
					28	A	Creighton	60	56						28	H	Creighton	79	65
					40	H	Marquette	101	102						152	H	Providence	61	56
					176	H	Xavier	85	69						66	A	Villanova	80	50
					225	H	Butler	100	69						42	A	Georgetown	76	53
					84	A	St. John's (NY)	78	66						255	H	UT Martin	100	68

Non-Div I Games:

DePaul

■ Loss,
 ■ Non-Conf, S Site,
 ■ Home
 ■ Away
 N Neutral

Delaware

Through Games Of Jan. 29, 2017

Average RPI Win:	193	WON-LOST	WINNING	LAST 10	STRENGTH OF	OPP. STRENGTH	TEAM	ADJ.	CONF.	ADJ CONF.
Average RPI Loss:	97	RECORD	PCT. RANK	GAMES	SCHEDULE	OF SCHEDULE	RPI	RPI	RPI	RPI
DIV. I ONLY	12- 8	125	6- 4	88	162	115	115	8	8	
DIV. I NON-CONF.	6- 5	148	1- 2	100	272	160	160	8	8	
TOTALS	RPI 1-25	RPI 26-50	W-L RECORDS	RPI 51-100	RPI 101-150	RPI 150+				
12- 8	0- 0	0- 3	OVERALL	0- 1	2- 2	10- 2				
6- 5	0- 0	0- 2	HOME	0- 0	1- 2	5- 1				
6- 1	0- 0	0- 1	AWAY	0- 0	1- 0	5- 0				
0- 2	0- 0	0- 0	NEUTRAL	0- 1	0- 0	0- 1				
6- 5	0- 0	0- 1	NON-CONFERENCE	0- 1	1- 1	5- 2				
4- 3	0- 0	0- 1	HOME	0- 0	1- 1	3- 1				
2- 0	0- 0	0- 0	AWAY	0- 0	0- 0	2- 0				
0- 2	0- 0	0- 0	NEUTRAL	0- 1	0- 0	0- 1				
6- 3	0- 0	0- 2	CONFERENCE	0- 0	1- 1	5- 0				
2- 2	0- 0	0- 1	HOME	0- 0	0- 1	2- 0				
4- 1	0- 0	0- 1	AWAY	0- 0	1- 0	3- 0				
0- 0	0- 0	0- 0	NEUTRAL	0- 0	0- 0	0- 0				

RPI S	Opponent	Score	RPI S	Opponent	Score	RPI S	Opponent	Score	RPI S	Opponent	Score	Team's RPI: 115
27	A Elon	42 69	42	H Georgetown	46 54	65	N Michigan St.	64 81	127	H Hartford	66 67	
42	H Georgetown	46 54	50	H James Madison	51 66				130	A William & Mary	68 54	
									130	H William & Mary	49 60	
									146	H George Mason	67 51	
									157	H Northeastern	65 53	
									159	A Towson	73 67	
									161	H Army West Point	47 61	
									174	N Detroit	64 66	
									186	A Hofstra	73 56	
									192	H Col. of Charleston	71 66	
									207	A American	56 55	
									208	H Princeton	66 62	
									220	A UNCW	63 52	
									223	H St. Bonaventure	43 40	
									240	A Loyola Maryland	47 45	
									247	H Robert Morris	67 65	
LAST 12 Division I GAMES:												
159	A Towson	73 67	27	A Elon	42 69							
130	A William & Mary	68 54	220	A UNCW	63 52							
192	H Col. of Charleston	71 66	130	H William & Mary	49 60							
157	H Northeastern	65 53	127	H Hartford	66 67							
186	A Hofstra	73 56	161	H Army West Point	47 61							
50	H James Madison	51 66	240	A Loyola Maryland	47 45							

Non-Div I Games:

Delaware

Loss, Non-Conf, S Site, H Home A Away N Neutral

Average RPI Win:	344	WON-LOST	WINNING	LAST 10	STRENGTH OF	OPP. STRENGTH	TEAM	ADJ.	CONF.	ADJ CONF.
Average RPI Loss:	207	RECORD	PCT. RANK	GAMES	SCHEDULE	OF SCHEDULE	RPI	RPI	RPI	RPI
DIV. I ONLY	2- 18	338	1- 9	331	307	341	341	32	32	
DIV. I NON-CONF.	1- 12	332	0- 5	254	250	329	329	31	31	
TOTALS	RPI 1-25	RPI 26-50	W-L RECORDS	RPI 51-100	RPI 101-150	RPI 150+				
2- 18	0- 0	0- 1	OVERALL	0- 3	0- 2	2- 12				
0- 6	0- 0	0- 0	HOME	0- 1	0- 1	0- 4				
2- 12	0- 0	0- 1	AWAY	0- 2	0- 1	2- 8				
0- 0	0- 0	0- 0	NEUTRAL	0- 0	0- 0	0- 0				
1- 12	0- 0	0- 1	NON-CONFERENCE	0- 3	0- 1	1- 7				
0- 3	0- 0	0- 0	HOME	0- 1	0- 0	0- 2				
1- 9	0- 0	0- 1	AWAY	0- 2	0- 1	1- 5				
0- 0	0- 0	0- 0	NEUTRAL	0- 0	0- 0	0- 0				
1- 6	0- 0	0- 0	CONFERENCE	0- 0	0- 1	1- 5				
0- 3	0- 0	0- 0	HOME	0- 0	0- 1	0- 2				
1- 3	0- 0	0- 0	AWAY	0- 0	0- 0	1- 3				
0- 0	0- 0	0- 0	NEUTRAL	0- 0	0- 0	0- 0				

RPI S	Opponent	Score	RPI S	Opponent	Score	RPI S	Opponent	Score	RPI S	Opponent	Score	Team's RPI: 341
			43 A	Virginia Tech	48 88	69 A	Drexel	44 69	113 H	Hampton	52 83	
						82 H	Cornell	51 72	130 A	William & Mary	48 82	
						86 A	Iowa St.	57 88	158 A	La Salle	38 78	
									174 H	Detroit	71 90	
									176 A	Xavier	53 86	
									186 A	Hofstra	44 64	
									275 A	N.C. A&T	44 83	
									283 H	Norfolk St.	74 82	
									305 H	NJIT	43 57	
									309 A	Savannah St.	57 64	
									314 A	Lehigh	80 91	
									332 A	Longwood	77 88	
									337 A	N.C. Central	63 68	
									342 A	South Carolina St.	72 70	
									346 A	Wagner	61 49	
									347 H	Florida A&M	56 65	
LAST 12 Division I GAMES:												
347 H	Florida A&M	56 65	275 A	N.C. A&T	44 83							
309 A	Savannah St.	57 64	82 H	Cornell	51 72							
342 A	South Carolina St.	72 70	43 A	Virginia Tech	48 88							
283 H	Norfolk St.	74 82	332 A	Longwood	77 88							
113 H	Hampton	52 83	158 A	La Salle	38 78							
337 A	N.C. Central	63 68	86 A	Iowa St.	57 88							

Non-Div I Games:

Delaware St.

■ Loss,
 ■ Non-Conf,
 ■ S Site,
 ■ H Home
 ■ A Away
 N Neutral

Denver				Through Games Of Jan. 29, 2017						
Average RPI Win:	284	WON-LOST	WINNING	LAST 10	STRENGTH OF	OPP. STRENGTH	TEAM	ADJ.	CONF.	ADJ CONF.
Average RPI Loss:	155	RECORD	PCT. RANK	GAMES	SCHEDULE	OF SCHEDULE	RPI	RPI	RPI	RPI
DIV. I ONLY	5- 16	300	2- 8	220	246	295	295	11	11	
DIV. I NON-CONF.	3- 10	280	0- 4	284	306	330	330	9	9	
TOTALS	RPI 1-25	RPI 26-50	W-L RECORDS	RPI 51-100	RPI 101-150	RPI 150+				
5- 16	0- 0	0- 1	OVERALL	0- 6	1- 1	4- 8				
3- 5	0- 0	0- 1	HOME	0- 0	0- 0	3- 4				
2- 10	0- 0	0- 0	AWAY	0- 2	1- 1	1- 1				
0- 1	0- 0	0- 0	NEUTRAL	0- 1	0- 0	0- 0				
3- 10	0- 0	0- 0	NON-CONFERENCE	0- 4	0- 0	3- 6				
3- 2	0- 0	0- 0	HOME	0- 0	0- 0	3- 2				
0- 7	0- 0	0- 0	AWAY	0- 3	0- 0	0- 4				
0- 1	0- 0	0- 0	NEUTRAL	0- 1	0- 0	0- 0				
2- 6	0- 0	0- 1	CONFERENCE	0- 2	1- 1	1- 2				
0- 3	0- 0	0- 1	HOME	0- 0	0- 0	0- 2				
2- 3	0- 0	0- 0	AWAY	0- 2	1- 1	1- 0				
0- 0	0- 0	0- 0	NEUTRAL	0- 0	0- 0	0- 0				

Denver

RPI 1-25				RPI 26-50				RPI 51-100				RPI 101+				Team's RPI: 295	
RPI	S	Opponent	Score	RPI	S	Opponent	Score	RPI	S	Opponent	Score	RPI	S	Opponent	Score		
				38	H	South Dakota St.	63 72					101	A	Western Ill.	62 87		
								58	N	UNI	68 79	135	A	Oral Roberts	47 45		
								63	A	South Dakota	64 70	157	H	Northeastern	69 72		
								70	A	IUPUI	49 71	166	H	Omaha	73 82		
								91	A	Colorado St.	49 76	210	A	Idaho St.	64 65		
								94	A	Wyoming	49 59	215	A	Grand Canyon	70 73		
								97	A	Northern Colo.	48 68	230	H	Seattle U	72 75		
												276	A	Northern Ariz.	67 82		
												284	H	North Dakota St.	80 86		
												311	H	Pepperdine	75 67		
												315	H	Air Force	65 52		
												317	A	Fort Wayne	78 72		
												331	A	Utah Valley	58 72		
												340	H	Cal St. Fullerton	77 58		
LAST 12 Division I GAMES:																	
				135	A	Oral Roberts	47 45	284	H	North Dakota St.	80 86						
				166	H	Omaha	73 82	63	A	South Dakota	64 70						
				38	H	South Dakota St.	63 72	157	H	Northeastern	69 72						
				70	A	IUPUI	49 71	230	H	Seattle U	72 75						
				317	A	Fort Wayne	78 72	210	A	Idaho St.	64 65						
				101	A	Western Ill.	62 87	331	A	Utah Valley	58 72						

Non-Div I Games:

Denver

Loss, Non-Conf, S Site, H Home A Away N Neutral

Detroit				Through Games Of Jan. 29, 2017						
Average RPI Win:	246	WON-LOST	WINNING	LAST 10	STRENGTH OF	OPP. STRENGTH	TEAM	ADJ.	CONF.	ADJ CONF.
Average RPI Loss:	134	RECORD	PCT. RANK	GAMES	SCHEDULE	OF SCHEDULE	RPI	RPI	RPI	RPI
DIV. I ONLY	11- 10	156	7- 3	248	177	174	174	22	22	
DIV. I NON-CONF.	4- 7	224	0- 2	256	92	218	218	21	21	
TOTALS	RPI 1-25	RPI 26-50	W-L RECORDS	RPI 51-100	RPI 101-150	RPI 150+				
11- 10	0- 0	0- 2	OVERALL	0- 1	2- 3	9- 4				
6- 2	0- 0	0- 0	HOME	0- 0	1- 1	5- 1				
4- 8	0- 0	0- 2	AWAY	0- 1	0- 2	4- 3				
1- 0	0- 0	0- 0	NEUTRAL	0- 0	1- 0	0- 0				
4- 7	0- 0	0- 1	NON-CONFERENCE	0- 1	2- 2	2- 3				
1- 2	0- 0	0- 0	HOME	0- 0	1- 1	0- 1				
2- 5	0- 0	0- 1	AWAY	0- 1	0- 1	2- 2				
1- 0	0- 0	0- 0	NEUTRAL	0- 0	1- 0	0- 0				
7- 3	0- 0	0- 1	CONFERENCE	0- 0	0- 1	7- 1				
5- 0	0- 0	0- 0	HOME	0- 0	0- 0	5- 0				
2- 3	0- 0	0- 1	AWAY	0- 0	0- 1	2- 1				
0- 0	0- 0	0- 0	NEUTRAL	0- 0	0- 0	0- 0				

D

e

t

r

i

t

RPI 1-25			RPI 26-50			RPI 51-100			RPI 101+ Team's RPI: 174		
RPI	S	Opponent	Score	RPI	S	Opponent	Score	RPI	S	Opponent	Score
				29	A	Green Bay	55 60	99	A	East Carolina	81 83
				47	A	Minnesota	91 111				
LAST 12 Division I GAMES:											
268	A	Northern Ky.	55 53	29	A	Green Bay	55 60	103	A	Toledo	66 72
140	A	Wright St.	69 77	199	A	Oakland	80 71	114	H	Kent St.	73 52
191	H	Cleveland St.	66 54	316	H	Ill.-Chicago	98 76	115	N	Delaware	66 64
307	H	Youngstown St.	80 63	321	H	Valparaiso	85 60	140	A	Wright St.	69 77
268	H	Northern Ky.	57 49	103	A	Toledo	66 72	146	H	George Mason	54 55
160	A	Milwaukee	69 81	164	H	Western Mich.	65 75	160	A	Milwaukee	69 81
								164	H	Western Mich.	65 75
								191	H	Cleveland St.	66 54
								199	A	Oakland	80 71
								214	A	CSUN	67 76
								233	A	Bradley	60 70
								261	A	Eastern Mich.	77 64
								268	A	Northern Ky.	55 53
								268	H	Northern Ky.	57 49
								307	H	Youngstown St.	80 63
								316	H	Ill.-Chicago	98 76
								321	H	Valparaiso	85 60
								341	A	Delaware St.	90 71

Non-Div I Games:

Detroit

Drake

Through Games Of Jan. 29, 2017

Average RPI Win:	173	WON-LOST	WINNING	LAST 10	STRENGTH OF	OPP. STRENGTH	TEAM	ADJ.	CONF.	ADJ CONF.
Average RPI Loss:	42	RECORD	PCT. RANK	GAMES	SCHEDULE	OF SCHEDULE	RPI	RPI	RPI	RPI
DIV. I ONLY	15- 4	27	10- 0	85	97	33	33	16	16	
DIV. I NON-CONF.	6- 4	126	2- 1	10	21	20	20	14	14	
TOTALS	RPI 1-25	RPI 26-50	W-L RECORDS	RPI 51-100	RPI 101-150	RPI 150+				
15- 4	0- 1	0- 2	OVERALL	4- 1	1- 0	10- 0				
7- 0	0- 0	0- 0	HOME	3- 0	0- 0	4- 0				
7- 3	0- 0	0- 2	AWAY	1- 1	1- 0	5- 0				
1- 1	0- 1	0- 0	NEUTRAL	0- 0	0- 0	1- 0				
6- 4	0- 1	0- 2	NON-CONFERENCE	3- 1	1- 0	2- 0				
3- 0	0- 0	0- 0	HOME	3- 0	0- 0	0- 0				
2- 3	0- 0	0- 2	AWAY	0- 1	1- 0	1- 0				
1- 1	0- 1	0- 0	NEUTRAL	0- 0	0- 0	1- 0				
9- 0	0- 0	0- 0	CONFERENCE	1- 0	0- 0	8- 0				
4- 0	0- 0	0- 0	HOME	0- 0	0- 0	4- 0				
5- 0	0- 0	0- 0	AWAY	1- 0	0- 0	4- 0				
0- 0	0- 0	0- 0	NEUTRAL	0- 0	0- 0	0- 0				

RPI 1-25				RPI 26-50				Team's RPI: 33		RPI 51-100				RPI 101+			
RPI	S	Opponent	Score	RPI	S	Opponent	Score			RPI	S	Opponent	Score	RPI	S	Opponent	Score
23	N	Auburn	80 85	28	A	Creighton	77 80			51	H	Iowa	81 76	148	A	North Dakota	99 91
				29	A	Green Bay	48 71			58	A	UNI	88 79	155	N	Eastern Wash.	93 78
										83	H	Northern Ill.	95 86	156	A	Missouri St.	90 64
										86	A	Iowa St.	67 75	163	A	Nebraska	84 70
										94	H	Wyoming	63 50	172	A	Wichita St.	83 78
														189	H	Indiana St.	76 62
														197	H	Southern Ill.	75 59
														233	A	Bradley	93 60
														281	H	Evansville	82 65
														300	H	Loyola Chicago	89 46
														313	A	Illinois St.	87 36
LAST 12 Division I GAMES:																	
				58	A	UNI	88 79			281	H	Evansville	82 65				
				189	H	Indiana St.	76 62			156	A	Missouri St.	90 64				
				300	H	Loyola Chicago	89 46			172	A	Wichita St.	83 78				
				313	A	Illinois St.	87 36			155	N	Eastern Wash.	93 78				
				233	A	Bradley	93 60			23	N	Auburn	80 85				
				197	H	Southern Ill.	75 59			51	H	Iowa	81 76				

Non-Div I Games: Clarke 118 43

Drake

■ Loss,
 ■ Non-Conf,
 ■ S Site,
 ■ Home
 ■ A Away
 N Neutral

Average RPI Win: 181		WON-LOST	WINNING	LAST 10	STRENGTH OF	OPP. STRENGTH	TEAM	ADJ.	CONF.	ADJ CONF.
Average RPI Loss: 52		RECORD	PCT. RANK	GAMES	SCHEDULE	OF SCHEDULE	RPI	RPI	RPI	RPI
DIV. I ONLY		15- 5	40	7- 3	182	76	69	69	8	8
DIV. I NON-CONF.		9- 2	37	3- 0	225	108	67	67	8	8
TOTALS		RPI 1-25	RPI 26-50		W-L RECORDS		RPI 51-100	RPI 101-150	RPI 150+	
15- 5	0- 0	1- 4		OVERALL		2- 0	2- 1		10- 0	
9- 1	0- 0	1- 1		HOME		1- 0	1- 0		6- 0	
4- 4	0- 0	0- 3		AWAY		1- 0	0- 1		3- 0	
2- 0	0- 0	0- 0		NEUTRAL		0- 0	1- 0		1- 0	
9- 2	0- 0	1- 1		NON-CONFERENCE		2- 0	2- 1		4- 0	
5- 0	0- 0	1- 0		HOME		1- 0	1- 0		2- 0	
2- 2	0- 0	0- 1		AWAY		1- 0	0- 1		1- 0	
2- 0	0- 0	0- 0		NEUTRAL		0- 0	1- 0		1- 0	
6- 3	0- 0	0- 3		CONFERENCE		0- 0	0- 0		6- 0	
4- 1	0- 0	0- 1		HOME		0- 0	0- 0		4- 0	
2- 2	0- 0	0- 2		AWAY		0- 0	0- 0		2- 0	
0- 0	0- 0	0- 0		NEUTRAL		0- 0	0- 0		0- 0	

RPI S	Opponent	Score	RPI S	Opponent	Score	RPI S	Opponent	Score	RPI S	Opponent	Score
27	A Elon	65 75	27	H Elon	45 48	82	A Cornell	63 53	111	A Vanderbilt	63 73
34	H Syracuse	62 61	45	A Bucknell	66 78	92	H Penn St.	83 60	137	H Saint Joseph's	60 49
50	A James Madison	47 54							146	N George Mason	82 71
									157	A Northeastern	63 33
									157	H Northeastern	74 51
									159	H Towson	58 48
									186	H Hofstra	65 43
									192	H Col. of Charleston	70 57
									217	H Niagara	69 57
									220	A UNCW	71 38
									274	N Massachusetts	65 47
									324	A Lafayette	81 39
									341	H Delaware St.	69 44
LAST 12 Division I GAMES:											
157	H Northeastern	74 51	157	A Northeastern	63 33						
50	A James Madison	47 54	27	H Elon	45 48						
186	H Hofstra	65 43	159	H Towson	58 48						
192	H Col. of Charleston	70 57	274	N Massachusetts	65 47						
27	A Elon	65 75	146	N George Mason	82 71						
220	A UNCW	71 38	324	A Lafayette	81 39						

Non-Div I Games:

Drexel

Average RPI Win:	123	WON-LOST	WINNING	LAST 10	STRENGTH OF	OPP. STRENGTH	TEAM	ADJ.	CONF.	ADJ CONF.
Average RPI Loss:	40	RECORD	PCT. RANK	GAMES	SCHEDULE	OF SCHEDULE	RPI	RPI	RPI	RPI
DIV. I ONLY	18- 4	18	7- 3	28	8	10	10	3	3	
DIV. I NON-CONF.	12- 1	7	3- 0	106	33	12	12	4	4	
TOTALS	RPI 1-25	RPI 26-50	W-L RECORDS	RPI 51-100	RPI 101-150	RPI 150+				
18- 4	3- 2	2- 1	OVERALL	5- 0	1- 1	7- 0				
12- 0	3- 0	2- 0	HOME	3- 0	1- 0	3- 0				
6- 4	0- 2	0- 1	AWAY	2- 0	0- 1	4- 0				
0- 0	0- 0	0- 0	NEUTRAL	0- 0	0- 0	0- 0				
12- 1	2- 0	1- 0	NON-CONFERENCE	2- 0	1- 1	6- 0				
8- 0	2- 0	1- 0	HOME	1- 0	1- 0	3- 0				
4- 1	0- 0	0- 0	AWAY	1- 0	0- 1	3- 0				
0- 0	0- 0	0- 0	NEUTRAL	0- 0	0- 0	0- 0				
6- 3	1- 2	1- 1	CONFERENCE	3- 0	0- 0	1- 0				
4- 0	1- 0	1- 0	HOME	2- 0	0- 0	0- 0				
2- 3	0- 2	0- 1	AWAY	1- 0	0- 0	1- 0				
0- 0	0- 0	0- 0	NEUTRAL	0- 0	0- 0	0- 0				

RPI	S	Opponent	Score	RPI	S	Opponent	Score	RPI	S	Opponent	Score	RPI	S	Opponent	Score
2	H	South Carolina	74 63	27	H	Elon	68 61	52	H	Wake Forest	71 43	111	A	Vanderbilt	73 77
3	A	Notre Dame	58 62	39	A	North Carolina St.	52 55	56	A	Georgia Tech	75 68	133	H	Old Dominion	92 64
6	A	Florida St.	45 69	43	H	Virginia Tech	84 59	66	H	Villanova	68 50	151	H	Penn	68 55
11	H	Louisville	58 55					72	H	North Carolina	70 58	161	A	Boston College	67 44
14	H	Kentucky	69 54					78	A	Long Beach St.	83 46	182	A	Rutgers	68 32
												215	H	Grand Canyon	90 47
												308	A	Liberty	98 38
												311	A	Pepperdine	99 65
												332	H	Longwood	105 48
LAST 12 Division I GAMES:															
52	H	Wake Forest	71 43	6	A	Florida St.	45 69								
3	A	Notre Dame	58 62	56	A	Georgia Tech	75 68								
161	A	Boston College	67 44	11	H	Louisville	58 55								
43	H	Virginia Tech	84 59	14	H	Kentucky	69 54								
39	A	North Carolina St.	52 55	66	H	Villanova	68 50								
72	H	North Carolina	70 58	27	H	Elon	68 61								

Non-Div I Games:

Duke

■ Loss,
 ■ Non-Conf, S Site,
 ■ Home
 ■ Away
 N Neutral

Average RPI Win:	197	WON-LOST	WINNING	LAST 10	STRENGTH OF	OPP. STRENGTH	TEAM	ADJ.	CONF.	ADJ CONF.
Average RPI Loss:	98	RECORD	PCT. RANK	GAMES	SCHEDULE	OF SCHEDULE	RPI	RPI	RPI	RPI
DIV. I ONLY	12- 11	163	2- 2	65	152	112	112	12	12	
DIV. I NON-CONF.	7- 6	157	0- 1	50	135	92	92	13	13	
TOTALS	RPI 1-25	RPI 26-50	W-L RECORDS	RPI 51-100	RPI 101-150	RPI 150+				
12- 11	0- 1	0- 1	OVERALL	2- 6	2- 1	8- 2				
6- 5	0- 1	0- 0	HOME	0- 4	2- 0	4- 0				
5- 6	0- 0	0- 1	AWAY	2- 2	0- 1	3- 2				
1- 0	0- 0	0- 0	NEUTRAL	0- 0	0- 0	1- 0				
7- 6	0- 1	0- 1	NON-CONFERENCE	1- 4	1- 0	5- 0				
3- 3	0- 1	0- 0	HOME	0- 2	1- 0	2- 0				
3- 3	0- 0	0- 1	AWAY	1- 2	0- 0	2- 0				
1- 0	0- 0	0- 0	NEUTRAL	0- 0	0- 0	1- 0				
5- 5	0- 0	0- 0	CONFERENCE	1- 2	1- 1	3- 2				
3- 2	0- 0	0- 0	HOME	0- 2	1- 0	2- 0				
2- 3	0- 0	0- 0	AWAY	1- 0	0- 1	1- 2				
0- 0	0- 0	0- 0	NEUTRAL	0- 0	0- 0	0- 0				

RPI 1-25				RPI 26-50				RPI 51-100				RPI 101+ Team's RPI: 112			
RPI	S	Opponent	Score	RPI	S	Opponent	Score	RPI	S	Opponent	Score	RPI	S	Opponent	Score
19	H	Maryland	57 77	31	A	Ohio St.	69 89	59	A	California	66 86	119	H	Saint Louis	94 65
								61	A	Ohio	46 64	123	A	Fordham	51 64
								68	H	Buffalo	69 71	126	H	Pittsburgh	63 54
								74	H	Dayton	64 75	153	A	Iona	61 58
								75	A	George Washington	73 63	158	A	La Salle	76 68
								75	H	George Washington	40 75	178	A	Akron	67 57
								76	H	Charlotte	63 77	223	A	St. Bonaventure	56 69
								84	A	St. John's (NY)	71 65	239	H	Richmond	73 61
												274	A	Massachusetts	67 75
												289	H	Davidson	73 51
												301	N	Western Caro.	65 50
												314	H	Lehigh	63 49
												324	H	Lafayette	67 52
LAST 12 Division I GAMES:															
59	A	California	66 86	74	H	Dayton	64 75								
75	A	George Washington	73 63	289	H	Davidson	73 51								
239	H	Richmond	73 61	158	A	La Salle	76 68								
223	A	St. Bonaventure	56 69	75	H	George Washington	40 75								
119	H	Saint Louis	94 65	126	H	Pittsburgh	63 54								
274	A	Massachusetts	67 75	19	H	Maryland	57 77								

Non-Div I Games:

Duquesne

■ Loss,
 ■ Non-Conf,
 S Site,
 ■ Home
 ■ Away
 N Neutral

Average RPI Win:	250	WON-LOST	WINNING	LAST 10	STRENGTH OF	OPP. STRENGTH	TEAM	ADJ.	CONF.	ADJ CONF.
Average RPI Loss:	133	RECORD	PCT. RANK	GAMES	SCHEDULE	OF SCHEDULE	RPI	RPI	RPI	RPI
DIV. I ONLY	13- 9	129	7- 3	283	159	181	181	18	18	
DIV. I NON-CONF.	8- 7	164	3- 2	307	114	226	226	22	22	
TOTALS	RPI 1-25	RPI 26-50	W-L RECORDS	RPI 51-100	RPI 101-150	RPI 150+				
13- 9	0- 1	0- 1	OVERALL	0- 0	1- 4	12- 3				
6- 4	0- 1	0- 1	HOME	0- 0	1- 1	5- 1				
6- 4	0- 0	0- 0	AWAY	0- 0	0- 2	6- 2				
1- 1	0- 0	0- 0	NEUTRAL	0- 0	0- 1	1- 0				
8- 7	0- 1	0- 1	NON-CONFERENCE	0- 0	1- 2	7- 3				
4- 4	0- 1	0- 1	HOME	0- 0	1- 1	3- 1				
3- 2	0- 0	0- 0	AWAY	0- 0	0- 0	3- 2				
1- 1	0- 0	0- 0	NEUTRAL	0- 0	0- 1	1- 0				
5- 2	0- 0	0- 0	CONFERENCE	0- 0	0- 2	5- 0				
2- 0	0- 0	0- 0	HOME	0- 0	0- 0	2- 0				
3- 2	0- 0	0- 0	AWAY	0- 0	0- 2	3- 0				
0- 0	0- 0	0- 0	NEUTRAL	0- 0	0- 0	0- 0				

RPI 1-25				RPI 26-50				RPI 51-100				RPI 101+ Team's RPI: 181			
RPI	S	Opponent	Score	RPI	S	Opponent	Score	RPI	S	Opponent	Score	RPI	S	Opponent	Score
15	H	Tennessee	58 83	27	H	Elon	51 79					102	A	Chattanooga	45 60
												111	H	Vanderbilt	72 80
												116	A	Mercer	55 72
												117	N	Maine	48 61
												133	H	Old Dominion	70 60
												195	H	Appalachian St.	68 71
												206	A	Campbell	56 55
												218	A	Wofford	77 69
												225	A	Butler	68 59
												227	A	Samford	69 57
												237	A	Furman	74 64
												245	A	Austin Peay	74 77
												254	H	Murray St.	79 60
												266	A	Tennessee Tech	82 76
												268	A	Northern Ky.	56 62
												273	H	UNCG	60 52
												289	H	Davidson	76 56
												299	N	Coppin St.	70 58
												301	H	Western Caro.	76 57
												325	H	Winthrop	62 45
LAST 12 Division I GAMES:															
218	A	Wofford	77 69	116	A	Mercer	55 72								
237	A	Furman	74 64	133	H	Old Dominion	70 60								
301	H	Western Caro.	76 57	299	N	Coppin St.	70 58								
273	H	UNCG	60 52	117	N	Maine	48 61								
102	A	Chattanooga	45 60	27	H	Elon	51 79								
227	A	Samford	69 57	266	A	Tennessee Tech	82 76								

Non-Div I Games:

ETSU

■ Loss,
 ■ Non-Conf,
 ■ S Site,
 ■ H Home
 ■ A Away
 N Neutral

East Carolina

Through Games Of Jan. 29, 2017

Average RPI Win:	206	WON-LOST	WINNING	LAST 10	STRENGTH OF	OPP. STRENGTH	TEAM	ADJ.	CONF.	ADJ CONF.
Average RPI Loss:	61	RECORD	PCT. RANK	GAMES	SCHEDULE	OF SCHEDULE	RPI	RPI	RPI	RPI
DIV. I ONLY	9- 11	202	2- 8	16	106	99	99	5	5	
DIV. I NON-CONF.	8- 4	97	3- 1	94	283	91	91	6	6	
TOTALS	RPI 1-25	RPI 26-50	W-L RECORDS	RPI 51-100	RPI 101-150	RPI 150+				
9- 11	0- 4	0- 2	OVERALL	0- 2	2- 2	7- 1				
6- 4	0- 2	0- 1	HOME	0- 0	1- 1	5- 0				
1- 6	0- 2	0- 1	AWAY	0- 1	0- 1	1- 1				
2- 1	0- 0	0- 0	NEUTRAL	0- 1	1- 0	1- 0				
8- 4	0- 1	0- 0	NON-CONFERENCE	0- 2	1- 1	7- 0				
5- 1	0- 1	0- 0	HOME	0- 0	0- 0	5- 0				
1- 2	0- 0	0- 0	AWAY	0- 1	0- 1	1- 0				
2- 1	0- 0	0- 0	NEUTRAL	0- 1	1- 0	1- 0				
1- 7	0- 3	0- 2	CONFERENCE	0- 0	1- 1	0- 1				
1- 3	0- 1	0- 1	HOME	0- 0	1- 1	0- 0				
0- 4	0- 2	0- 1	AWAY	0- 0	0- 0	0- 1				
0- 0	0- 0	0- 0	NEUTRAL	0- 0	0- 0	0- 0				

RPI S Opponent Score	RPI S Opponent Score	RPI S Opponent Score	RPI S Opponent Score
1 A UConn 45 90	30 A Temple 47 78	54 N West Virginia 47 79	108 H SMU 58 57
1 H UConn 44 91	35 H Tulane 45 61	76 A Charlotte 64 79	129 H UCF 42 54
23 H Auburn 52 61			130 A William & Mary 72 82
24 A South Fla. 48 79			139 N Ball St. 82 69
			168 A Cincinnati 64 74
			174 H Detroit 83 81
			220 H UNCW 75 65
			228 H Southern U. 62 55
			238 H UMES 66 58
			239 A Richmond 71 60
			248 N Marist 70 68
			259 H Presbyterian 54 46
LAST 12 Division I GAMES:			
1 H UConn 44 91	1 A UConn 45 90		
168 A Cincinnati 64 74	35 H Tulane 45 61		
129 H UCF 42 54	130 A William & Mary 72 82		
24 A South Fla. 48 79	228 H Southern U. 62 55		
30 A Temple 47 78	239 A Richmond 71 60		
108 H SMU 58 57	238 H UMES 66 58		

Non-Div I Games: Greensboro 107 40

East Carolina

Loss, Non-Conf, S Site, H Home A Away N Neutral

Average RPI Win:	288	WON-LOST	WINNING	LAST 10	STRENGTH OF	OPP. STRENGTH	TEAM	ADJ.	CONF.	ADJ CONF.
Average RPI Loss:	208	RECORD	PCT. RANK	GAMES	SCHEDULE	OF SCHEDULE	RPI	RPI	RPI	RPI
DIV. I ONLY	5- 14	287	3- 7	241	345	303	303	26	26	
DIV. I NON-CONF.	2- 8	288	0- 3	244	347	304	304	27	27	
TOTALS	RPI 1-25	RPI 26-50	W-L RECORDS	RPI 51-100	RPI 101-150	RPI 150+				
5- 14	0- 0	0- 0	OVERALL	0- 1	0- 2	5- 11				
2- 6	0- 0	0- 0	HOME	0- 1	0- 1	2- 4				
3- 8	0- 0	0- 0	AWAY	0- 0	0- 1	3- 7				
0- 0	0- 0	0- 0	NEUTRAL	0- 0	0- 0	0- 0				
2- 8	0- 0	0- 0	NON-CONFERENCE	0- 0	0- 2	2- 6				
0- 3	0- 0	0- 0	HOME	0- 0	0- 1	0- 2				
2- 5	0- 0	0- 0	AWAY	0- 0	0- 1	2- 4				
0- 0	0- 0	0- 0	NEUTRAL	0- 0	0- 0	0- 0				
3- 6	0- 0	0- 0	CONFERENCE	0- 1	0- 0	3- 5				
2- 3	0- 0	0- 0	HOME	0- 1	0- 0	2- 2				
1- 3	0- 0	0- 0	AWAY	0- 0	0- 0	1- 3				
0- 0	0- 0	0- 0	NEUTRAL	0- 0	0- 0	0- 0				

RPI S	Opponent	Score	RPI S	Opponent	Score	RPI S	Opponent	Score	RPI S	Opponent	Score	Team's RPI: 303
						80	H Belmont	58 77	101	A Western Ill.	62 83	
									140	H Wright St.	61 71	
									165	A Stetson	55 72	
									168	A Cincinnati	64 78	
									189	H Indiana St.	61 88	
									191	H Cleveland St.	56 66	
									205	A Morehead St.	62 66	
									221	H SIUE	59 75	
									245	H Austin Peay	59 69	
									253	H Jacksonville St.	71 67	
									254	A Murray St.	74 92	
									255	H UT Martin	80 70	
									281	A Evansville	73 63	
									302	A Southeast Mo. St.	71 62	
									313	A Illinois St.	49 60	
									319	A Eastern Ky.	85 88	
									321	A Valparaiso	68 73	
									347	A Florida A&M	66 50	
LAST 12 Division I GAMES:												
221	H SIUE	59 75	205	A Morehead St.	62 66							
302	A Southeast Mo. St.	71 62	253	H Jacksonville St.	71 67							
255	H UT Martin	80 70	80	H Belmont	58 77							
245	H Austin Peay	59 69	168	A Cincinnati	64 78							
254	A Murray St.	74 92	101	A Western Ill.	62 83							
319	A Eastern Ky.	85 88	191	H Cleveland St.	56 66							

Non-Div I Games: Ill.-Springfield 74 60 Millikin 97 54

Eastern Ill.

Loss, Non-Conf, S Site, H Home A Away N Neutral

Average RPI Win:	278	WON-LOST	WINNING	LAST 10	STRENGTH OF	OPP. STRENGTH	TEAM	ADJ.	CONF.	ADJ CONF.
Average RPI Loss:	193	RECORD	PCT. RANK	GAMES	SCHEDULE	OF SCHEDULE	RPI	RPI	RPI	RPI
DIV. I ONLY	6- 14	269	4- 6	299	303	319	319	26	26	
DIV. I NON-CONF.	2- 10	305	0- 4	315	293	343	343	27	27	
TOTALS	RPI 1-25	RPI 26-50	W-L RECORDS	RPI 51-100	RPI 101-150	RPI 150+				
6- 14	0- 0	0- 0	OVERALL	0- 2	0- 3	6- 9				
4- 4	0- 0	0- 0	HOME	0- 1	0- 0	4- 3				
1- 7	0- 0	0- 0	AWAY	0- 1	0- 3	1- 3				
1- 3	0- 0	0- 0	NEUTRAL	0- 0	0- 0	1- 3				
2- 10	0- 0	0- 0	NON-CONFERENCE	0- 1	0- 3	2- 6				
1- 3	0- 0	0- 0	HOME	0- 1	0- 0	1- 2				
0- 4	0- 0	0- 0	AWAY	0- 0	0- 3	0- 1				
1- 3	0- 0	0- 0	NEUTRAL	0- 0	0- 0	1- 3				
4- 4	0- 0	0- 0	CONFERENCE	0- 1	0- 0	4- 3				
3- 1	0- 0	0- 0	HOME	0- 0	0- 0	3- 1				
1- 3	0- 0	0- 0	AWAY	0- 1	0- 0	1- 2				
0- 0	0- 0	0- 0	NEUTRAL	0- 0	0- 0	0- 0				

RPI S	Opponent	Score	RPI S	Opponent	Score	RPI S	Opponent	Score	RPI S	Opponent	Score	Team's RPI: 319
						80	A Belmont	58 74	114	A Kent St.	67 80	
						89	H Western Ky.	63 90	119	A Saint Louis	51 78	
									140	A Wright St.	73 85	
									164	N Western Mich.	59 74	
									178	H Akron	57 63	
									205	A Morehead St.	54 80	
									209	N Miami (OH)	54 65	
									221	H SIUE	75 63	
									243	H Tennessee St.	66 62	
									252	H Bowling Green	57 55	
									253	H Jacksonville St.	49 54	
									266	A Tennessee Tech	51 53	
									273	A UNCG	66 81	
									301	H Western Caro.	61 72	
									302	A Southeast Mo. St.	74 63	
									303	H Eastern Ill.	88 85	
									317	N Fort Wayne	59 68	
									348	N Morgan St.	66 58	
LAST 12 Division I GAMES:												
			266	A Tennessee Tech	51 53		221	H SIUE	75 63			
			253	H Jacksonville St.	49 54		302	A Southeast Mo. St.	74 63			
			205	A Morehead St.	54 80		273	A UNCG	66 81			
			243	H Tennessee St.	66 62		317	N Fort Wayne	59 68			
			80	A Belmont	58 74		209	N Miami (OH)	54 65			
			303	H Eastern Ill.	88 85		140	A Wright St.	73 85			

Non-Div I Games: Ohio Valley 88 30

Eastern Ky.

■ Loss,
 ■ Non-Conf,
 ■ S Site,
 ■ H Home
 ■ A Away
 N Neutral

Average RPI Win:	277	WON-LOST	WINNING	LAST 10	STRENGTH OF	OPP. STRENGTH	TEAM	ADJ.	CONF.	ADJ CONF.
Average RPI Loss:	130	RECORD	PCT. RANK	GAMES	SCHEDULE	OF SCHEDULE	RPI	RPI	RPI	RPI
DIV. I ONLY	5- 15	296	2- 8	137	224	261	261	10	10	
DIV. I NON-CONF.	4- 7	224	1- 2	178	294	232	232	11	11	
TOTALS	RPI 1-25	RPI 26-50	W-L RECORDS	RPI 51-100	RPI 101-150	RPI 150+				
5- 15	0- 0	0- 1	OVERALL	0- 5	0- 3	5- 6				
3- 5	0- 0	0- 0	HOME	0- 0	0- 2	3- 3				
1- 8	0- 0	0- 0	AWAY	0- 4	0- 1	1- 3				
1- 2	0- 0	0- 1	NEUTRAL	0- 1	0- 0	1- 0				
4- 7	0- 0	0- 1	NON-CONFERENCE	0- 3	0- 0	4- 3				
2- 2	0- 0	0- 0	HOME	0- 0	0- 0	2- 2				
1- 3	0- 0	0- 0	AWAY	0- 2	0- 0	1- 1				
1- 2	0- 0	0- 1	NEUTRAL	0- 1	0- 0	1- 0				
1- 8	0- 0	0- 0	CONFERENCE	0- 2	0- 3	1- 3				
1- 3	0- 0	0- 0	HOME	0- 0	0- 2	1- 1				
0- 5	0- 0	0- 0	AWAY	0- 2	0- 1	0- 2				
0- 0	0- 0	0- 0	NEUTRAL	0- 0	0- 0	0- 0				

RPI S	Opponent	Score	RPI S	Opponent	Score	RPI S	Opponent	Score	RPI S	Opponent	Score	Team's RPI: 261
35 N	Tulane	50 62	52 A	Wake Forest	61 89	103 H	Toledo	49 66				
			61 A	Ohio	51 68	114 H	Kent St.	67 86				
			83 A	Northern Ill.	73 85	139 A	Ball St.	49 78				
			93 A	Purdue	50 77	164 H	Western Mich.	67 76				
			97 N	Northern Colo.	57 58	174 H	Detroit	64 77				
						178 A	Akron	62 80				
						205 A	Morehead St.	73 78				
						209 A	Miami (OH)	61 72				
						223 H	St. Bonaventure	75 56				
						236 H	Monmouth	68 75				
						252 H	Bowling Green	81 74				
						262 N	Georgia St.	69 59				
						315 H	Air Force	65 44				
						335 A	Incarnate Word	66 47				
LAST 12 Division I GAMES:												
178 A	Akron	62 80	114 H	Kent St.	67 86							
252 H	Bowling Green	81 74	103 H	Toledo	49 66							
61 A	Ohio	51 68	83 A	Northern Ill.	73 85							
139 A	Ball St.	49 78	315 H	Air Force	65 44							
164 H	Western Mich.	67 76	93 A	Purdue	50 77							
209 A	Miami (OH)	61 72	236 H	Monmouth	68 75							

Non-Div I Games: Ferris St. 68 50

Eastern Mich.

Average RPI Win:	266	WON-LOST	WINNING	LAST 10	STRENGTH OF	OPP. STRENGTH	TEAM	ADJ.	CONF.	ADJ CONF.
Average RPI Loss:	75	RECORD	PCT. RANK	GAMES	SCHEDULE	OF SCHEDULE	RPI	RPI	RPI	RPI
DIV. I ONLY	10- 9	152	6- 4	191	174	155	155	21	21	
DIV. I NON-CONF.	4- 6	209	0- 3	52	152	119	119	19	19	
TOTALS	RPI 1-25	RPI 26-50	W-L RECORDS	RPI 51-100	RPI 101-150	RPI 150+				
10- 9	0- 1	0- 3	OVERALL	0- 4	0- 0	10- 1				
5- 2	0- 0	0- 0	HOME	0- 2	0- 0	5- 0				
4- 5	0- 1	0- 1	AWAY	0- 2	0- 0	4- 1				
1- 2	0- 0	0- 2	NEUTRAL	0- 0	0- 0	1- 0				
4- 6	0- 1	0- 3	NON-CONFERENCE	0- 2	0- 0	4- 0				
1- 1	0- 0	0- 0	HOME	0- 1	0- 0	1- 0				
2- 3	0- 1	0- 1	AWAY	0- 1	0- 0	2- 0				
1- 2	0- 0	0- 2	NEUTRAL	0- 0	0- 0	1- 0				
6- 3	0- 0	0- 0	CONFERENCE	0- 2	0- 0	6- 1				
4- 1	0- 0	0- 0	HOME	0- 1	0- 0	4- 0				
2- 2	0- 0	0- 0	AWAY	0- 1	0- 0	2- 1				
0- 0	0- 0	0- 0	NEUTRAL	0- 0	0- 0	0- 0				

RPI 1-25				RPI 26-50				RPI 51-100				RPI 101+ Team's RPI: 155			
RPI	S	Opponent	Score	RPI	S	Opponent	Score	RPI	S	Opponent	Score	RPI	S	Opponent	Score
12	A	Washington	52 100	27	N	Elon	55 76	64	A	Boise St.	64 67	154	H	Idaho	67 57
				33	N	Drake	78 93	67	A	Montana St.	83 88	210	H	Idaho St.	58 41
				35	A	Tulane	51 63	67	H	Montana St.	61 72	214	A	CSUN	71 57
								96	H	Gonzaga	54 73	237	N	Furman	68 56
												250	A	Southern Utah	67 66
												257	H	Weber St.	99 85
												276	A	Northern Ariz.	47 56
												331	A	Utah Valley	83 50
												333	A	Montana	60 46
												333	H	Montana	64 57
												340	H	Cal St. Fullerton	84 67
LAST 12 Division I GAMES:															
				67	H	Montana St.	61 72	333	A	Montana	60 46				
				333	H	Montana	64 57	67	A	Montana St.	83 88				
				250	A	Southern Utah	67 66	154	H	Idaho	67 57				
				276	A	Northern Ariz.	47 56	33	N	Drake	78 93				
				257	H	Weber St.	99 85	35	A	Tulane	51 63				
				210	H	Idaho St.	58 41	96	H	Gonzaga	54 73				

Non-Div I Games: Multnomah 88 30

Eastern Wash.

■ Loss,
 ■ Non-Conf, S Site,
 ■ Home
 ■ Away
 N Neutral

Average RPI Win:	147	WON-LOST	WINNING	LAST 10	STRENGTH OF	OPP. STRENGTH	TEAM	ADJ.	CONF.	ADJ CONF.
Average RPI Loss:	43	RECORD	PCT. RANK	GAMES	SCHEDULE	OF SCHEDULE	RPI	RPI	RPI	RPI
DIV. I ONLY	15- 5	40	2- 0	40	82	27	27	8	8	
DIV. I NON-CONF.	7- 4	114	2- 0	27	61	33	33	8	8	
TOTALS	RPI 1-25	RPI 26-50	W-L RECORDS	RPI 51-100	RPI 101-150	RPI 150+				
15- 5	0- 1	1- 2	OVERALL	3- 2	2- 0	9- 0				
5- 2	0- 0	1- 1	HOME	1- 1	1- 0	2- 0				
8- 3	0- 1	0- 1	AWAY	2- 1	1- 0	5- 0				
2- 0	0- 0	0- 0	NEUTRAL	0- 0	0- 0	2- 0				
7- 4	0- 1	1- 1	NON-CONFERENCE	1- 2	0- 0	5- 0				
2- 1	0- 0	1- 0	HOME	0- 1	0- 0	1- 0				
3- 3	0- 1	0- 1	AWAY	1- 1	0- 0	2- 0				
2- 0	0- 0	0- 0	NEUTRAL	0- 0	0- 0	2- 0				
8- 1	0- 0	0- 1	CONFERENCE	2- 0	2- 0	4- 0				
3- 1	0- 0	0- 1	HOME	1- 0	1- 0	1- 0				
5- 0	0- 0	0- 0	AWAY	1- 0	1- 0	3- 0				
0- 0	0- 0	0- 0	NEUTRAL	0- 0	0- 0	0- 0				

RPI 1-25				RPI 26-50				Team's RPI: 27				RPI 51-100				RPI 101+			
RPI	S	Opponent	Score	RPI	S	Opponent	Score	RPI	S	Opponent	Score	RPI	S	Opponent	Score	RPI	S	Opponent	Score
10	A	Duke	61 68	29	A	Green Bay	56 71	52	H	Wake Forest	68 78	115	H	Delaware	69 42				
				45	H	Bucknell	64 58	69	A	Drexel	48 45	130	A	William & Mary	60 58				
				50	H	James Madison	70 76	69	H	Drexel	75 65	155	N	Eastern Wash.	76 55				
								72	A	North Carolina	73 78	157	A	Northeastern	76 65				
								95	A	Central Mich.	71 57	178	N	Akron	65 62				
												181	A	ETSU	79 51				
												182	H	Rutgers	66 54				
												186	A	Hofstra	64 53				
												192	A	Col. of Charleston	84 56				
												192	H	Col. of Charleston	70 57				
												262	A	Georgia St.	84 67				
LAST 12 Division I GAMES:																			
				95	A	Central Mich.	71 57	69	H	Drexel	75 65								
				155	N	Eastern Wash.	76 55	192	A	Col. of Charleston	84 56								
				186	A	Hofstra	64 53	115	H	Delaware	69 42								
				157	A	Northeastern	76 65	69	A	Drexel	48 45								
				130	A	William & Mary	60 58	192	H	Col. of Charleston	70 57								
				50	H	James Madison	70 76	262	A	Georgia St.	84 67								

Non-Div I Games: King (TN) 93 47

Elon

Evansville

Through Games Of Jan. 29, 2017

Average RPI Win:	265	WON-LOST	WINNING	LAST 10	STRENGTH OF	OPP. STRENGTH	TEAM	ADJ.	CONF.	ADJ CONF.
Average RPI Loss:	163	RECORD	PCT. RANK	GAMES	SCHEDULE	OF SCHEDULE	RPI	RPI	RPI	RPI
DIV. I ONLY	7- 12	240	4- 6	265	239	281	281	16	16	
DIV. I NON-CONF.	4- 6	209	2- 1	271	301	269	269	14	14	
TOTALS	RPI 1-25	RPI 26-50	W-L RECORDS	RPI 51-100	RPI 101-150	RPI 150+				
7- 12	0- 1	0- 2	OVERALL	0- 1	0- 1	7- 7				
5- 5	0- 0	0- 0	HOME	0- 0	0- 0	5- 5				
2- 7	0- 0	0- 1	AWAY	0- 0	0- 0	2- 1				
0- 0	0- 0	0- 0	NEUTRAL	0- 0	0- 0	0- 0				
4- 6	0- 1	0- 1	NON-CONFERENCE	0- 0	0- 1	4- 3				
2- 3	0- 0	0- 0	HOME	0- 0	0- 0	2- 3				
2- 3	0- 1	0- 1	AWAY	0- 0	0- 1	2- 0				
0- 0	0- 0	0- 0	NEUTRAL	0- 0	0- 0	0- 0				
3- 6	0- 0	0- 1	CONFERENCE	0- 1	0- 0	3- 4				
3- 2	0- 0	0- 0	HOME	0- 0	0- 0	3- 2				
0- 4	0- 0	0- 1	AWAY	0- 1	0- 0	0- 2				
0- 0	0- 0	0- 0	NEUTRAL	0- 0	0- 0	0- 0				

RPI S	Opponent	Score	RPI S	Opponent	Score	RPI S	Opponent	Score	RPI S	Opponent	Score	Team's RPI: 281
11	A Louisville	47 89	33	A Drake	65 82	58	A UNI	40 54	139	A Ball St.	49 84	
			41	A Northwestern	66 88				156	H Missouri St.	41 77	
									172	H Wichita St.	67 74	
									189	H Indiana St.	57 41	
									191	H Cleveland St.	62 66	
									197	H Southern Ill.	63 60	
									233	A Bradley	52 56	
									245	H Austin Peay	68 54	
									254	A Murray St.	82 77	
									300	H Loyola Chicago	67 36	
									302	H Southeast Mo. St.	74 76	
									303	H Eastern Ill.	63 73	
									313	A Illinois St.	58 71	
									321	A Valparaiso	70 65	
									349	H Alabama A&M	63 54	
LAST 12 Division I GAMES:												
233	A Bradley	52 56	33	A Drake	65 82							
313	A Illinois St.	58 71	300	H Loyola Chicago	67 36							
197	H Southern Ill.	63 60	189	H Indiana St.	57 41							
172	H Wichita St.	67 74	349	H Alabama A&M	63 54							
156	H Missouri St.	41 77	11	A Louisville	47 89							
58	A UNI	40 54	245	H Austin Peay	68 54							

Non-Div I Games: Oakland City 108 68

Evansville

Loss, Non-Conf, S Site, H Home A Away N Neutral

Average RPI Win:	219	WON-LOST	WINNING	LAST 10	STRENGTH OF	OPP. STRENGTH	TEAM	ADJ.	CONF.	ADJ CONF.
Average RPI Loss:	91	RECORD	PCT. RANK	GAMES	SCHEDULE	OF SCHEDULE	RPI	RPI	RPI	RPI
DIV. I ONLY	15- 6	61	1- 1	159	190	87	87	24	24	
DIV. I NON-CONF.	9- 6	126	0- 1	139	156	112	112	24	24	
TOTALS	RPI 1-25	RPI 26-50	W-L RECORDS	RPI 51-100	RPI 101-150	RPI 150+				
15- 6	0- 0	0- 2	OVERALL	1- 2	3- 1	11- 1				
10- 0	0- 0	0- 0	HOME	1- 0	2- 0	7- 0				
5- 3	0- 0	0- 1	AWAY	0- 1	1- 0	4- 1				
0- 3	0- 0	0- 1	NEUTRAL	0- 1	0- 1	0- 0				
9- 6	0- 0	0- 2	NON-CONFERENCE	0- 2	3- 1	6- 1				
7- 0	0- 0	0- 0	HOME	0- 0	2- 0	5- 0				
2- 3	0- 0	0- 1	AWAY	0- 1	1- 0	1- 1				
0- 3	0- 0	0- 1	NEUTRAL	0- 1	0- 1	0- 0				
6- 0	0- 0	0- 0	CONFERENCE	1- 0	0- 0	5- 0				
3- 0	0- 0	0- 0	HOME	1- 0	0- 0	2- 0				
3- 0	0- 0	0- 0	AWAY	0- 0	0- 0	3- 0				
0- 0	0- 0	0- 0	NEUTRAL	0- 0	0- 0	0- 0				

RPI 1-25				RPI 26-50				RPI 51-100				Team's RPI: 87		RPI 101+			
RPI	S	Opponent	Score	RPI	S	Opponent	Score	RPI	S	Opponent	Score			RPI	S	Opponent	Score
				31	N	Ohio St.	66 79	75	N	George Washington	47 76			102	H	Chattanooga	68 55
				48	A	Quinnipiac	56 66	79	H	Jacksonville	60 57			113	H	Hampton	60 49
								97	A	Northern Colo.	74 77			114	N	Kent St.	64 77
														127	A	Hartford	70 63
														165	A	Stetson	84 71
														170	H	UC Riverside	60 45
														177	H	Siena	66 42
														180	A	Illinois	73 82
														264	H	FIU	89 42
														275	H	N.C. A&T	67 41
														287	A	Lipscomb	90 63
														294	H	USC Upstate	93 43
														296	A	Kennesaw St.	75 56
														305	H	NJIT	73 53
														309	H	Savannah St.	89 40
														326	A	Fla. Atlantic	65 50
LAST 12 Division I GAMES:																	
				75	N	George Washington	47 76	165	A	Stetson	84 71						
				79	H	Jacksonville	60 57	309	H	Savannah St.	89 40						
				294	H	USC Upstate	93 43	170	H	UC Riverside	60 45						
				305	H	NJIT	73 53	113	H	Hampton	60 49						
				296	A	Kennesaw St.	75 56	102	H	Chattanooga	68 55						
				287	A	Lipscomb	90 63	180	A	Illinois	73 82						

Non-Div I Games: St. Thomas (FL) 71 48 Ave Maria 101 34

FGCU

Loss, Non-Conf, S Site, H Home A Away N Neutral

Average RPI Win:	291	WON-LOST	WINNING	LAST 10	STRENGTH OF	OPP. STRENGTH	TEAM	ADJ.	CONF.	ADJ CONF.
Average RPI Loss:	123	RECORD	PCT. RANK	GAMES	SCHEDULE	OF SCHEDULE	RPI	RPI	RPI	RPI
DIV. I ONLY	5- 14	287	4- 6	125	206	264	264	15	15	
DIV. I NON-CONF.	2- 9	293	1- 3	41	223	249	249	17	17	
TOTALS	RPI 1-25	RPI 26-50	W-L RECORDS	RPI 51-100	RPI 101-150	RPI 150+				
5- 14	0- 2	0- 1	OVERALL	0- 4	0- 3	5- 4				
4- 8	0- 1	0- 1	HOME	0- 1	0- 3	4- 2				
1- 6	0- 1	0- 0	AWAY	0- 3	0- 0	1- 2				
0- 0	0- 0	0- 0	NEUTRAL	0- 0	0- 0	0- 0				
2- 9	0- 2	0- 1	NON-CONFERENCE	0- 2	0- 2	2- 2				
2- 7	0- 1	0- 1	HOME	0- 1	0- 2	2- 2				
0- 2	0- 1	0- 0	AWAY	0- 1	0- 0	0- 0				
0- 0	0- 0	0- 0	NEUTRAL	0- 0	0- 0	0- 0				
3- 5	0- 0	0- 0	CONFERENCE	0- 2	0- 1	3- 2				
2- 1	0- 0	0- 0	HOME	0- 0	0- 1	2- 0				
1- 4	0- 0	0- 0	AWAY	0- 2	0- 0	1- 2				
0- 0	0- 0	0- 0	NEUTRAL	0- 0	0- 0	0- 0				

RPI 1-25				RPI 26-50				RPI 51-100				RPI 101+				Team's RPI: 264	
RPI	S	Opponent	Score	RPI	S	Opponent	Score	RPI	S	Opponent	Score	RPI	S	Opponent	Score		
22	H	Miami (FL)	49 69	42	H	Georgetown	53 66	79	H	Jacksonville	56 71	129	H	UCF	52 69		
24	A	South Fla.	41 91					81	A	Middle Tenn.	43 95	146	H	George Mason	51 67		
								87	A	FGCU	42 89	150	H	UTSA	61 70		
								89	A	Western Ky.	38 90	193	A	UAB	68 82		
												204	H	Texas Southern	62 70		
												219	A	Marshall	52 70		
												247	H	Robert Morris	59 57		
												257	H	Weber St.	61 64		
												274	H	Massachusetts	58 57		
												282	H	UTEP	88 87		
												326	A	Fla. Atlantic	65 60		
												326	H	Fla. Atlantic	74 65		
LAST 12 Division I GAMES:																	
326	A	Fla. Atlantic	65 60	89	A	Western Ky.	38 90										
193	A	UAB	68 82	219	A	Marshall	52 70										
81	A	Middle Tenn.	43 95	146	H	George Mason	51 67										
150	H	UTSA	61 70	274	H	Massachusetts	58 57										
282	H	UTEP	88 87	204	H	Texas Southern	62 70										
326	H	Fla. Atlantic	74 65	22	H	Miami (FL)	49 69										

Non-Div I Games:

FIU

Fairfield

Through Games Of Jan. 29, 2017

Average RPI Win:	228	WON-LOST	WINNING	LAST 10	STRENGTH OF	OPP. STRENGTH	TEAM	ADJ.	CONF.	ADJ CONF.
Average RPI Loss:	165	RECORD	PCT. RANK	GAMES	SCHEDULE	OF SCHEDULE	RPI	RPI	RPI	RPI
DIV. I ONLY	10- 11	183	6- 4	213	230	187	187	17	17	
DIV. I NON-CONF.	3- 6	230	0- 2	209	278	229	229	16	16	
TOTALS	RPI 1-25	RPI 26-50	W-L RECORDS	RPI 51-100	RPI 101-150	RPI 150+				
10- 11	0- 1	0- 2	OVERALL	0- 0	1- 0	9- 8				
5- 3	0- 0	0- 0	HOME	0- 0	0- 0	5- 3				
5- 8	0- 1	0- 2	AWAY	0- 0	1- 0	4- 5				
0- 0	0- 0	0- 0	NEUTRAL	0- 0	0- 0	0- 0				
3- 6	0- 1	0- 1	NON-CONFERENCE	0- 0	0- 0	3- 4				
1- 2	0- 0	0- 0	HOME	0- 0	0- 0	1- 2				
2- 4	0- 1	0- 1	AWAY	0- 0	0- 0	2- 2				
0- 0	0- 0	0- 0	NEUTRAL	0- 0	0- 0	0- 0				
7- 5	0- 0	0- 1	CONFERENCE	0- 0	1- 0	6- 4				
4- 1	0- 0	0- 0	HOME	0- 0	0- 0	4- 1				
3- 4	0- 0	0- 1	AWAY	0- 0	1- 0	2- 3				
0- 0	0- 0	0- 0	NEUTRAL	0- 0	0- 0	0- 0				

RPI 1-25				RPI 26-50				RPI 51-100				RPI 101+ Team's RPI: 187			
RPI	S	Opponent	Score	RPI	S	Opponent	Score	RPI	S	Opponent	Score	RPI	S	Opponent	Score
20	A	Harvard	44 58	30	A	Temple	59 73					134	A	Rider	68 67
				48	A	Quinnipiac	55 60					153	H	Iona	68 59
												158	A	La Salle	61 68
												171	A	Albany (NY)	45 59
												177	A	Siena	52 67
												177	H	Siena	61 57
												188	H	Sacred Heart	44 56
												217	A	Niagara	65 55
												217	H	Niagara	66 63
												235	H	Manhattan	71 56
												236	A	Monmouth	71 68
												236	H	Monmouth	53 60
												240	H	Loyola Maryland	58 57
												242	A	Canisius	49 63
												248	A	Marist	55 71
												292	H	Rhode Island	65 72
												330	A	Mt. St. Mary's	70 57
												338	A	UMass Lowell	65 41
LAST 12 Division I GAMES:															
217	H	Niagara	66 63	235	H	Manhattan	71 56								
236	H	Monmouth	53 60	177	H	Siena	61 57								
242	A	Canisius	49 63	236	A	Monmouth	71 68								
217	A	Niagara	65 55	248	A	Marist	55 71								
48	A	Quinnipiac	55 60	30	A	Temple	59 73								
134	A	Rider	68 67	158	A	La Salle	61 68								

Non-Div I Games:

Fairfield

■ Loss,
 ■ Non-Conf, S Site,
 ■ Home
 ■ Away
 N Neutral

Average RPI Win: 326		WON-LOST	WINNING	LAST 10	STRENGTH OF	OPP. STRENGTH	TEAM	ADJ.	CONF.	ADJ CONF.
Average RPI Loss: 255		RECORD	PCT. RANK	GAMES	SCHEDULE	OF SCHEDULE	RPI	RPI	RPI	RPI
DIV. I ONLY		5- 14	287	3- 7	349	343	343	343	31	31
DIV. I NON-CONF.		2- 8	288	0- 3	346	333	346	346	32	32
TOTALS		RPI 1-25	RPI 26-50	W-L RECORDS	RPI 51-100	RPI 101-150	RPI 150+			
5- 14	0- 0		0- 0	OVERALL	0- 0	0- 1	5- 13			
2- 7	0- 0		0- 0	HOME	0- 0	0- 0	2- 7			
3- 7	0- 0		0- 0	AWAY	0- 0	0- 1	3- 6			
0- 0	0- 0		0- 0	NEUTRAL	0- 0	0- 0	0- 0			
2- 8	0- 0		0- 0	NON-CONFERENCE	0- 0	0- 1	2- 7			
1- 3	0- 0		0- 0	HOME	0- 0	0- 0	1- 3			
1- 5	0- 0		0- 0	AWAY	0- 0	0- 1	1- 4			
0- 0	0- 0		0- 0	NEUTRAL	0- 0	0- 0	0- 0			
3- 6	0- 0		0- 0	CONFERENCE	0- 0	0- 0	3- 6			
1- 4	0- 0		0- 0	HOME	0- 0	0- 0	1- 4			
2- 2	0- 0		0- 0	AWAY	0- 0	0- 0	2- 2			
0- 0	0- 0		0- 0	NEUTRAL	0- 0	0- 0	0- 0			

RPI 1-25				RPI 26-50				RPI 51-100				RPI 101+				Team's RPI: 343	
RPI	S	Opponent	Score	RPI	S	Opponent	Score	RPI	S	Opponent	Score	RPI	S	Opponent	Score		
												138	A	New Mexico	56	83	
												161	A	Army West Point	58	86	
												183	H	Binghamton	69	80	
												211	H	Saint Francis (PA)	79	82	
												236	A	Monmouth	63	72	
												241	H	Howard	68	71	
												247	H	Robert Morris	64	66	
												278	A	Central Conn. St.	49	68	
												290	A	Saint Peter's	43	65	
												293	H	Bryant	48	56	
												305	A	NJIT	66	61	
												310	A	St. Francis Brooklyn	59	58	
												310	H	St. Francis Brooklyn	59	66	
												315	H	Air Force	48	56	
												330	A	Mt. St. Mary's	50	61	
												332	H	Longwood	75	59	
												338	A	UMass Lowell	55	61	
												339	H	LIU Brooklyn	64	46	
												346	A	Wagner	59	53	
LAST 12 Division I GAMES:																	
				310	A	St. Francis Brooklyn	59 58	346	A	Wagner	59 53						
				310	H	St. Francis Brooklyn	59 66	247	H	Robert Morris	64 66						
				339	H	LIU Brooklyn	64 46	211	H	Saint Francis (PA)	79 82						
				330	A	Mt. St. Mary's	50 61	241	H	Howard	68 71						
				278	A	Central Conn. St.	49 68	290	A	Saint Peter's	43 65						
				293	H	Bryant	48 56	236	A	Monmouth	63 72						

Non-Div I Games: Queens (NY)

54 70

Fairleigh Dickinson

■ Loss, ■ Non-Conf, S Site, H Home A Away N Neutral

Fla. Atlantic

Through Games Of Jan. 29, 2017

Average RPI Win:	262	WON-LOST	WINNING	LAST 10	STRENGTH OF	OPP. STRENGTH	TEAM	ADJ.	CONF.	ADJ CONF.
Average RPI Loss:	190	RECORD	PCT. RANK	GAMES	SCHEDULE	OF SCHEDULE	RPI	RPI	RPI	RPI
DIV. I ONLY	3- 15	318	1- 9	242	292	326	326	15	15	
DIV. I NON-CONF.	3- 7	250	1- 3	199	345	306	306	17	17	
TOTALS	RPI 1-25	RPI 26-50	W-L RECORDS	RPI 51-100	RPI 101-150	RPI 150+				
3- 15	0- 0	0- 0	OVERALL	0- 3	0- 3	3- 9				
3- 6	0- 0	0- 0	HOME	0- 1	0- 1	3- 4				
0- 9	0- 0	0- 0	AWAY	0- 2	0- 2	0- 5				
0- 0	0- 0	0- 0	NEUTRAL	0- 0	0- 0	0- 0				
3- 7	0- 0	0- 0	NON-CONFERENCE	0- 1	0- 2	3- 4				
3- 3	0- 0	0- 0	HOME	0- 1	0- 0	3- 2				
0- 4	0- 0	0- 0	AWAY	0- 0	0- 2	0- 2				
0- 0	0- 0	0- 0	NEUTRAL	0- 0	0- 0	0- 0				
0- 8	0- 0	0- 0	CONFERENCE	0- 2	0- 1	0- 5				
0- 3	0- 0	0- 0	HOME	0- 0	0- 1	0- 2				
0- 5	0- 0	0- 0	AWAY	0- 2	0- 0	0- 3				
0- 0	0- 0	0- 0	NEUTRAL	0- 0	0- 0	0- 0				

RPI S	Opponent	Score	RPI S	Opponent	Score	RPI S	Opponent	Score	RPI S	Opponent	Score	Team's RPI: 326
						81	A Middle Tenn.	69 87	116	A Mercer	57 74	
						87	H FGCU	50 65	120	A Arizona	67 77	
						89	A Western Ky.	55 76	150	H UTSA	62 72	
									189	H Indiana St.	70 67	
									193	A UAB	55 66	
									215	A Grand Canyon	60 81	
									219	A Marshall	53 76	
									238	H UMES	59 76	
									239	H Richmond	67 77	
									253	H Jacksonville St.	63 55	
									264	A FIU	65 74	
									264	H FIU	60 65	
									282	H UTEP	50 51	
									291	A North Florida	88 95	
									344	H Jackson St.	67 58	
LAST 12 Division I GAMES:												
264	H FIU	60 65	219	A Marshall	53 76							
81	A Middle Tenn.	69 87	89	A Western Ky.	55 76							
193	A UAB	55 66	238	H UMES	59 76							
282	H UTEP	50 51	344	H Jackson St.	67 58							
150	H UTSA	62 72	87	H FGCU	50 65							
264	A FIU	65 74	215	A Grand Canyon	60 81							

Non-Div I Games: Fla. Memorial 84 64

Fla. Atlantic

Loss, Non-Conf, S Site, H Home A Away N Neutral

Average RPI Win:	198	WON-LOST	WINNING	LAST 10	STRENGTH OF	OPP. STRENGTH	TEAM	ADJ.	CONF.	ADJ CONF.
Average RPI Loss:	22	RECORD	PCT. RANK	GAMES	SCHEDULE	OF SCHEDULE	RPI	RPI	RPI	RPI
DIV. I ONLY	11- 10	156	4- 6	42	39	62	62	2	2	
DIV. I NON-CONF.	9- 4	85	3- 1	128	164	64	64	2	2	
TOTALS	RPI 1-25	RPI 26-50	W-L RECORDS	RPI 51-100	RPI 101-150	RPI 150+				
11- 10	0- 7	1- 2	OVERALL	1- 1	3- 0	6- 0				
1- 4	0- 4	0- 0	HOME	0- 0	0- 0	1- 0				
4- 5	0- 3	0- 2	AWAY	0- 0	3- 0	1- 0				
6- 1	0- 0	1- 0	NEUTRAL	1- 1	0- 0	4- 0				
9- 4	0- 1	1- 2	NON-CONFERENCE	1- 1	1- 0	6- 0				
1- 0	0- 0	0- 0	HOME	0- 0	0- 0	1- 0				
2- 3	0- 1	0- 2	AWAY	0- 0	1- 0	1- 0				
6- 1	0- 0	1- 0	NEUTRAL	1- 1	0- 0	4- 0				
2- 6	0- 6	0- 0	CONFERENCE	0- 0	2- 0	0- 0				
0- 4	0- 4	0- 0	HOME	0- 0	0- 0	0- 0				
2- 2	0- 2	0- 0	AWAY	0- 0	2- 0	0- 0				
0- 0	0- 0	0- 0	NEUTRAL	0- 0	0- 0	0- 0				

RPI 1-25				RPI 26-50				RPI 51-100 Team's RPI: 62				RPI 101+			
RPI	S	Opponent	Score	RPI	S	Opponent	Score	RPI	S	Opponent	Score	RPI	S	Opponent	Score
2	H	South Carolina	62 81	26	A	Arizona St.	63 69	53	N	Indiana	88 102	102	A	Chattanooga	72 61
4	A	Mississippi St.	49 82	30	N	Temple	83 76	78	N	Long Beach St.	83 53	110	A	Georgia	76 68
6	A	Florida St.	58 83	41	A	Northwestern	68 73					111	A	Vanderbilt	93 73
15	H	Tennessee	75 84									218	N	Wofford	74 51
21	H	Texas A&M	59 67									251	N	South Ala.	85 33
23	H	Auburn	75 82									275	N	N.C. A&T	67 38
25	A	LSU	67 78									323	A	Arkansas St.	71 60
												336	H	Southeastern La.	102 51
												347	N	Florida A&M	78 65
LAST 12 Division I GAMES:															
111	A	Vanderbilt	93 73	25	A	LSU	67 78								
15	H	Tennessee	75 84	23	H	Auburn	75 82								
110	A	Georgia	76 68	336	H	Southeastern La.	102 51								
21	H	Texas A&M	59 67	347	N	Florida A&M	78 65								
4	A	Mississippi St.	49 82	53	N	Indiana	88 102								
2	H	South Carolina	62 81	275	N	N.C. A&T	67 38								

Non-Div I Games:

Florida

■ Loss,
■ Non-Conf, S Site,
■ Home
■ Away
N Neutral

Average RPI Win:	309	WON-LOST	WINNING	LAST 10	STRENGTH OF	OPP. STRENGTH	TEAM	ADJ.	CONF.	ADJ CONF.
Average RPI Loss:	234	RECORD	PCT. RANK	GAMES	SCHEDULE	OF SCHEDULE	RPI	RPI	RPI	RPI
DIV. I ONLY	3- 15	318	3- 6	339	340	347	347	32	32	
DIV. I NON-CONF.	0- 11	335	0- 4	302	326	348	348	31	31	
TOTALS	RPI 1-25	RPI 26-50	W-L RECORDS	RPI 51-100	RPI 101-150	RPI 150+				
3- 15	0- 0	0- 0	OVERALL	0- 1	0- 1	3- 13				
2- 6	0- 0	0- 0	HOME	0- 0	0- 0	2- 6				
1- 5	0- 0	0- 0	AWAY	0- 0	0- 1	1- 4				
0- 4	0- 0	0- 0	NEUTRAL	0- 1	0- 0	0- 3				
0- 11	0- 0	0- 0	NON-CONFERENCE	0- 1	0- 1	0- 9				
0- 4	0- 0	0- 0	HOME	0- 0	0- 0	0- 4				
0- 3	0- 0	0- 0	AWAY	0- 0	0- 1	0- 2				
0- 4	0- 0	0- 0	NEUTRAL	0- 1	0- 0	0- 3				
3- 4	0- 0	0- 0	CONFERENCE	0- 0	0- 0	3- 4				
2- 2	0- 0	0- 0	HOME	0- 0	0- 0	2- 2				
1- 2	0- 0	0- 0	AWAY	0- 0	0- 0	1- 2				
0- 0	0- 0	0- 0	NEUTRAL	0- 0	0- 0	0- 0				

RPI 1-25			RPI 26-50			RPI 51-100			RPI 101+			Team's RPI: 347
RPI	S	Opponent	Score	RPI	S	Opponent	Score	RPI	S	Opponent	Score	
						62 N Florida	65 78	118 A		Alabama	46 81	
								166 H		Omaha	50 70	
								205 H		Morehead St.	48 53	
								219 A		Marshall	67 77	
								238 H		UMES	59 49	
								239 N		Richmond	51 64	
								241 A		Howard	58 72	
								244 N		Stony Brook	49 80	
								253 N		Jacksonville St.	54 66	
								265 H		Bethune-Cookman	41 64	
								291 A		North Florida	60 71	
								299 H		Coppin St.	62 70	
								301 H		Western Caro.	61 62	
								303 H		Eastern Ill.	50 66	
								309 A		Savannah St.	52 56	
								341 A		Delaware St.	65 56	
								348 H		Morgan St.	51 48	
LAST 12 Division I GAMES:												
341 A		Delaware St.	65 56	241 A		Howard	58 72	118 A		Alabama	46 81	
238 H		UMES	59 49	166 H		Omaha	50 70	205 H		Morehead St.	48 53	
265 H		Bethune-Cookman	41 64	219 A		Marshall	67 77	238 H		UMES	59 49	
309 A		Savannah St.	52 56	239 N		Richmond	51 64	241 A		Howard	58 72	
348 H		Morgan St.	51 48	244 N		Stony Brook	49 80	253 N		Jacksonville St.	54 66	
299 H		Coppin St.	62 70	265 H		Bethune-Cookman	41 64	291 A		North Florida	60 71	

Non-Div I Games: Thomas (GA) 74 65 Stillman 69 59

Florida A&M

Average RPI Win:	111	WON-LOST	WINNING	LAST 10	STRENGTH OF	OPP. STRENGTH	TEAM	ADJ.	CONF.	ADJ CONF.
Average RPI Loss:	20	RECORD	PCT. RANK	GAMES	SCHEDULE	OF SCHEDULE	RPI	RPI	RPI	RPI
DIV. I ONLY	20- 2	7	9- 1	8	37	6	6	3	3	
DIV. I NON-CONF.	12- 1	7	3- 0	47	82	10	10	4	4	
TOTALS	RPI 1-25	RPI 26-50	W-L RECORDS	RPI 51-100	RPI 101-150	RPI 150+				
20- 2	3- 1	5- 1	OVERALL	5- 0	2- 0	5- 0				
9- 2	2- 1	2- 1	HOME	2- 0	0- 0	3- 0				
8- 0	1- 0	2- 0	AWAY	2- 0	2- 0	1- 0				
3- 0	0- 0	1- 0	NEUTRAL	1- 0	0- 0	1- 0				
12- 1	0- 1	3- 0	NON-CONFERENCE	3- 0	1- 0	5- 0				
6- 1	0- 1	1- 0	HOME	2- 0	0- 0	3- 0				
3- 0	0- 0	1- 0	AWAY	0- 0	1- 0	1- 0				
3- 0	0- 0	1- 0	NEUTRAL	1- 0	0- 0	1- 0				
8- 1	3- 0	2- 1	CONFERENCE	2- 0	1- 0	0- 0				
3- 1	2- 0	1- 1	HOME	0- 0	0- 0	0- 0				
5- 0	1- 0	1- 0	AWAY	2- 0	1- 0	0- 0				
0- 0	0- 0	0- 0	NEUTRAL	0- 0	0- 0	0- 0				

RPI 1-25				Team's RPI: 6		RPI 26-50				RPI 51-100				RPI 101+					
RPI	S	Opponent	Score		RPI	S	Opponent	Score		RPI	S	Opponent	Score		RPI	S	Opponent	Score	
1	H	UConn	76	78	32	N	Michigan	76	62	56	A	Georgia Tech	69	63	116	A	Mercer	83	40
10	H	Duke	69	45	34	H	Syracuse	77	58	62	H	Florida	83	58	124	A	Clemson	86	27
11	H	Louisville	72	65	39	H	North Carolina St.	61	70	72	A	North Carolina	90	77	193	A	UAB	93	47
22	A	Miami (FL)	81	66	43	A	Virginia Tech	82	54	79	H	Jacksonville	90	47	253	H	Jacksonville St.	73	62
					47	A	Minnesota	75	61	96	N	Gonzaga	87	69	291	H	North Florida	95	39
					50	H	James Madison	84	64						301	H	Western Caro.	90	41
															325	N	Winthrop	98	35
LAST 12 Division I GAMES:																			
					56	A	Georgia Tech	69	63	72	A	North Carolina	90	77					
					43	A	Virginia Tech	82	54	39	H	North Carolina St.	61	70					
					34	H	Syracuse	77	58	22	A	Miami (FL)	81	66					
					124	A	Clemson	86	27	116	A	Mercer	83	40					
					11	H	Louisville	72	65	291	H	North Florida	95	39					
					10	H	Duke	69	45	193	A	UAB	93	47					

Non-Div I Games:

Florida St.

Average RPI Win:	206	WON-LOST	WINNING	LAST 10	STRENGTH OF	OPP. STRENGTH	TEAM	ADJ.	CONF.	ADJ CONF.
Average RPI Loss:	92	RECORD	PCT. RANK	GAMES	SCHEDULE	OF SCHEDULE	RPI	RPI	RPI	RPI
DIV. I ONLY	15- 8	99	6- 4	156	104	123	123	12	12	
DIV. I NON-CONF.	9- 5	112	3- 1	116	92	121	121	13	13	
TOTALS	RPI 1-25	RPI 26-50	W-L RECORDS	RPI 51-100	RPI 101-150	RPI 150+				
15- 8	0- 1	0- 1	OVERALL	1- 2	2- 3	12- 1				
11- 3	0- 0	0- 0	HOME	1- 2	1- 1	9- 0				
3- 4	0- 1	0- 0	AWAY	0- 0	1- 0	2- 0				
1- 1	0- 0	0- 1	NEUTRAL	0- 0	0- 0	1- 0				
9- 5	0- 1	0- 1	NON-CONFERENCE	1- 2	0- 0	8- 1				
8- 2	0- 0	0- 0	HOME	1- 2	0- 0	7- 0				
0- 2	0- 1	0- 0	AWAY	0- 0	0- 0	0- 1				
1- 1	0- 0	0- 1	NEUTRAL	0- 0	0- 0	1- 0				
6- 3	0- 0	0- 0	CONFERENCE	0- 0	2- 3	4- 0				
3- 1	0- 0	0- 0	HOME	0- 0	1- 1	2- 0				
3- 2	0- 0	0- 0	AWAY	0- 0	1- 2	2- 0				
0- 0	0- 0	0- 0	NEUTRAL	0- 0	0- 0	0- 0				

RPI 1-25				RPI 26-50				RPI 51-100				RPI 101+ Team's RPI: 123			
RPI	S	Opponent	Score	RPI	S	Opponent	Score	RPI	S	Opponent	Score	RPI	S	Opponent	Score
3	A	Notre Dame	36 67	46	N	Texas Tech	50 59	57	H	Little Rock	65 43	112	H	Duquesne	64 51
								68	H	Buffalo	54 58	119	A	Saint Louis	58 82
								84	H	St. John's (NY)	45 59	128	H	VCU	58 61
												137	A	Saint Joseph's	44 47
												146	A	George Mason	53 49
												153	A	Iona	46 55
												161	H	Boston College	56 49
												171	H	Albany (NY)	89 82
												208	H	Princeton	57 55
												217	H	Niagara	92 69
												222	H	UNC Asheville	55 42
												223	A	St. Bonaventure	60 44
												235	H	Manhattan	63 60
												237	H	Furman	60 47
												239	H	Richmond	67 41
												277	N	Grambling	59 53
												289	H	Davidson	85 72
												292	A	Rhode Island	74 69
LAST 12 Division I GAMES:															
119	A	Saint Louis	58 82	289	H	Davidson	85 72								
128	H	VCU	58 61	292	A	Rhode Island	74 69								
137	A	Saint Joseph's	44 47	222	H	UNC Asheville	55 42								
223	A	St. Bonaventure	60 44	68	H	Buffalo	54 58								
239	H	Richmond	67 41	217	H	Niagara	92 69								
146	A	George Mason	53 49	235	H	Manhattan	63 60								

Non-Div I Games:

Fordham

■ Loss,
 ■ Non-Conf,
 S Site,
 ■ Home
 ■ Away
 N Neutral

Fort Wayne

Through Games Of Jan. 29, 2017

Average RPI Win:	267	WON-LOST	WINNING	LAST 10	STRENGTH OF	OPP. STRENGTH	TEAM	ADJ.	CONF.	ADJ CONF.
Average RPI Loss:	157	RECORD	PCT. RANK	GAMES	SCHEDULE	OF SCHEDULE	RPI	RPI	RPI	RPI
DIV. I ONLY	3- 17	326	2- 8	218	186	317	317	11	11	
DIV. I NON-CONF.	2- 9	293	1- 2	293	233	319	319	9	9	
TOTALS	RPI 1-25	RPI 26-50	W-L RECORDS	RPI 51-100	RPI 101-150	RPI 150+				
3- 17	0- 0	0- 1	OVERALL	0- 3	0- 5	3- 8				
1- 7	0- 0	0- 0	HOME	0- 2	0- 2	1- 3				
1- 9	0- 0	0- 1	AWAY	0- 1	0- 3	1- 4				
1- 1	0- 0	0- 0	NEUTRAL	0- 0	0- 0	1- 1				
2- 9	0- 0	0- 0	NON-CONFERENCE	0- 1	0- 2	2- 6				
0- 3	0- 0	0- 0	HOME	0- 1	0- 0	0- 2				
1- 5	0- 0	0- 0	AWAY	0- 0	0- 2	1- 3				
1- 1	0- 0	0- 0	NEUTRAL	0- 0	0- 0	1- 1				
1- 8	0- 0	0- 1	CONFERENCE	0- 2	0- 3	1- 2				
1- 4	0- 0	0- 0	HOME	0- 1	0- 2	1- 1				
0- 4	0- 0	0- 1	AWAY	0- 1	0- 1	0- 1				
0- 0	0- 0	0- 0	NEUTRAL	0- 0	0- 0	0- 0				

RPI S	Opponent	Score	RPI S	Opponent	Score	RPI S	Opponent	Score	RPI S	Opponent	Score	Team's RPI: 317
			38 A	South Dakota St.	51 73	63 A	South Dakota	59 87	101 H	Western Ill.	53 75	
						70 H	IUPUI	48 62	114 A	Kent St.	55 66	
						80 H	Belmont	59 85	135 A	Oral Roberts	56 82	
									135 H	Oral Roberts	59 75	
									140 A	Wright St.	51 62	
									164 A	Western Mich.	35 61	
									166 H	Omaha	65 62	
									180 A	Illinois	33 56	
									199 H	Oakland	61 82	
									209 N	Miami (OH)	47 69	
									225 A	Butler	64 70	
									231 H	Coastal Caro.	57 72	
									284 A	North Dakota St.	56 68	
									295 H	Denver	72 78	
									316 A	Ill.-Chicago	61 55	
									319 N	Eastern Ky.	68 59	
LAST 12 Division I GAMES:												
			70 H	IUPUI	48 62	38 A	South Dakota St.	51 73				
			166 H	Omaha	65 62	135 A	Oral Roberts	56 82				
			135 H	Oral Roberts	59 75	101 H	Western Ill.	53 75				
			63 A	South Dakota	59 87	319 N	Eastern Ky.	68 59				
			295 H	Denver	72 78	140 A	Wright St.	51 62				
			284 A	North Dakota St.	56 68	209 N	Miami (OH)	47 69				

Non-Div I Games: Defiance 76 58 Trine 71 80

Fort Wayne

Loss, Non-Conf, S Site, H Home A Away N Neutral

Average RPI Win:	228	WON-LOST	WINNING	LAST 10	STRENGTH OF	OPP. STRENGTH	TEAM	ADJ.	CONF.	ADJ CONF.
Average RPI Loss:	125	RECORD	PCT. RANK	GAMES	SCHEDULE	OF SCHEDULE	RPI	RPI	RPI	RPI
DIV. I ONLY	9- 9	164	5- 5	150	198	173	173	13	13	
DIV. I NON-CONF.	5- 4	143	2- 1	150	192	145	145	15	15	
TOTALS	RPI 1-25	RPI 26-50	W-L RECORDS	RPI 51-100	RPI 101-150	RPI 150+				
9- 9	0- 1	0- 0	OVERALL	1- 4	1- 1	7- 3				
4- 5	0- 0	0- 0	HOME	0- 1	1- 1	3- 3				
3- 4	0- 1	0- 0	AWAY	0- 3	0- 0	3- 0				
2- 0	0- 0	0- 0	NEUTRAL	1- 0	0- 0	1- 0				
5- 4	0- 1	0- 0	NON-CONFERENCE	1- 1	1- 0	3- 2				
1- 3	0- 0	0- 0	HOME	0- 1	1- 0	0- 2				
2- 1	0- 1	0- 0	AWAY	0- 0	0- 0	2- 0				
2- 0	0- 0	0- 0	NEUTRAL	1- 0	0- 0	1- 0				
4- 5	0- 0	0- 0	CONFERENCE	0- 3	0- 1	4- 1				
3- 2	0- 0	0- 0	HOME	0- 0	0- 1	3- 1				
1- 3	0- 0	0- 0	AWAY	0- 3	0- 0	1- 0				
0- 0	0- 0	0- 0	NEUTRAL	0- 0	0- 0	0- 0				

RPI S	Opponent	Score	RPI S	Opponent	Score	RPI S	Opponent	Score	RPI S	Opponent	Score	Team's RPI: 173
12	A Washington	54 85				55	H Utah	55 65	138	H New Mexico	54 80	
						64	A Boise St.	66 67	143	H San Francisco	61 48	
						80	N Belmont	62 53	194	H San Jose St.	88 74	
						91	A Colorado St.	56 73	198	A Pacific	74 67	
						94	A Wyoming	48 70	214	H CSUN	57 61	
									225	H Utah St.	47 52	
									234	H UC Santa Barbara	49 50	
									257	A Weber St.	60 57	
									269	A Nevada	71 70	
									269	H Nevada	68 54	
									315	H Air Force	63 40	
									329	N UC Irvine	63 45	
LAST 12 Division I GAMES:												
225	H Utah St.	47 52	94	A Wyoming	48 70							
269	H Nevada	68 54	269	A Nevada	71 70							
91	A Colorado St.	56 73	138	H New Mexico	54 80							
64	A Boise St.	66 67	257	A Weber St.	60 57							
315	H Air Force	63 40	234	H UC Santa Barbara	49 50							
194	H San Jose St.	88 74	198	A Pacific	74 67							

Non-Div I Games: Biola 71 50 Cal St. Dom. Hills 73 60

Fresno St.

Average RPI Win:	251	WON-LOST	WINNING	LAST 10	STRENGTH OF	OPP. STRENGTH	TEAM	ADJ.	CONF.	ADJ CONF.
Average RPI Loss:	155	RECORD	PCT. RANK	GAMES	SCHEDULE	OF SCHEDULE	RPI	RPI	RPI	RPI
DIV. I ONLY	9- 11	202	1- 2	250	227	237	237	18	18	
DIV. I NON-CONF.	4- 9	248	0- 1	297	209	313	313	22	22	
TOTALS	RPI 1-25	RPI 26-50	W-L RECORDS	RPI 51-100	RPI 101-150	RPI 150+				
9- 11	0- 0	0- 0	OVERALL	0- 2	1- 4	8- 5				
7- 3	0- 0	0- 0	HOME	0- 0	1- 1	6- 2				
2- 7	0- 0	0- 0	AWAY	0- 1	0- 0	2- 0				
0- 1	0- 0	0- 0	NEUTRAL	0- 0	0- 0	0- 1				
4- 9	0- 0	0- 0	NON-CONFERENCE	0- 2	0- 3	4- 4				
4- 2	0- 0	0- 0	HOME	0- 0	0- 1	4- 1				
0- 6	0- 0	0- 0	AWAY	0- 2	0- 2	0- 2				
0- 1	0- 0	0- 0	NEUTRAL	0- 0	0- 0	0- 1				
5- 2	0- 0	0- 0	CONFERENCE	0- 0	1- 1	4- 1				
3- 1	0- 0	0- 0	HOME	0- 0	1- 0	2- 1				
2- 1	0- 0	0- 0	AWAY	0- 0	0- 1	2- 0				
0- 0	0- 0	0- 0	NEUTRAL	0- 0	0- 0	0- 0				

RPI 1-25			RPI 26-50			RPI 51-100			RPI 101+			Team's RPI: 237
RPI	S	Opponent	Score	RPI	S	Opponent	Score	RPI	S	Opponent	Score	
						52	A Wake Forest	52	59	102	H Chattanooga	65 48
						95	A Central Mich.	71	81	110	A Georgia	62 67
										116	A Mercer	52 76
										123	A Fordham	47 60
										128	H VCU	61 75
										155	N Eastern Wash.	56 68
										181	H ETSU	64 74
										218	A Wofford	69 49
										220	A UNCW	52 56
										222	H UNC Asheville	63 51
										227	A Samford	54 50
										239	H Richmond	48 54
										273	H UNCG	65 55
										285	H Gardner-Webb	84 62
										289	A Davidson	61 71
										294	H USC Upstate	57 37
										301	H Western Caro.	73 44
										337	H N.C. Central	60 40
LAST 12 Division I GAMES:												
						95	A Central Mich.	71	81	301	H Western Caro.	73 44
						102	H Chattanooga	65	48	273	H UNCG	65 55
						181	H ETSU	64	74	337	H N.C. Central	60 40
						227	A Samford	54	50	285	H Gardner-Webb	84 62
						116	A Mercer	52	76	239	H Richmond	48 54
						218	A Wofford	69	49	289	A Davidson	61 71

Non-Div I Games: Bob Jones 95 45 Mars Hill 81 46 Newberry 67 41

Furman

Ga. Southern

Through Games Of Jan. 29, 2017

Average RPI Win:	276	WON-LOST	WINNING	LAST 10	STRENGTH OF	OPP. STRENGTH	TEAM	ADJ.	CONF.	ADJ CONF.
Average RPI Loss:	168	RECORD	PCT. RANK	GAMES	SCHEDULE	OF SCHEDULE	RPI	RPI	RPI	RPI
DIV. I ONLY	7- 12	240	5- 5	244	299	262	262	20	20	
DIV. I NON-CONF.	3- 7	250	1- 2	182	331	260	260	18	18	
TOTALS	RPI 1-25	RPI 26-50	W-L RECORDS	RPI 51-100	RPI 101-150	RPI 150+				
7- 12	0- 0	0- 0	OVERALL	0- 1	0- 6	7- 5				
4- 5	0- 0	0- 0	HOME	0- 0	0- 3	4- 2				
3- 7	0- 0	0- 0	AWAY	0- 1	0- 3	3- 3				
0- 0	0- 0	0- 0	NEUTRAL	0- 0	0- 0	0- 0				
3- 7	0- 0	0- 0	NON-CONFERENCE	0- 1	0- 4	3- 2				
2- 2	0- 0	0- 0	HOME	0- 0	0- 2	2- 0				
1- 5	0- 0	0- 0	AWAY	0- 1	0- 2	1- 2				
0- 0	0- 0	0- 0	NEUTRAL	0- 0	0- 0	0- 0				
4- 5	0- 0	0- 0	CONFERENCE	0- 0	0- 2	4- 3				
2- 3	0- 0	0- 0	HOME	0- 0	0- 1	2- 2				
2- 2	0- 0	0- 0	AWAY	0- 0	0- 1	2- 1				
0- 0	0- 0	0- 0	NEUTRAL	0- 0	0- 0	0- 0				

RPI 1-25				RPI 26-50				RPI 51-100				RPI 101+ Team's RPI: 262					
RPI	S	Opponent	Score	RPI	S	Opponent	Score	RPI	S	Opponent	Score	RPI	S	Opponent	Score		
								70	A	IUPUI	57	83	106	A	Troy	67	77
													106	H	Troy	86	89
													116	H	Mercer	56	77
													118	A	Alabama	48	66
													124	A	Clemson	47	58
													129	H	UCF	54	74
													195	H	Appalachian St.	53	50
													196	A	Louisiana	52	79
													231	H	Coastal Caro.	78	70
													251	A	South Ala.	53	45
													251	H	South Ala.	46	55
													253	A	Jacksonville St.	55	67
													262	H	Georgia St.	54	58
													275	H	N.C. A&T	65	50
													286	A	Charleston So.	54	55
													309	A	Savannah St.	50	45
													328	A	La.-Monroe	65	44
													342	H	South Carolina St.	74	58
LAST 12 Division I GAMES:																	
251	A	South Ala.	53	45	106	H	Troy	86	89								
106	A	Troy	67	77	251	H	South Ala.	46	55								
195	H	Appalachian St.	53	50	262	H	Georgia St.	54	58								
231	H	Coastal Caro.	78	70	342	H	South Carolina St.	74	58								
196	A	Louisiana	52	79	129	H	UCF	54	74								
328	A	La.-Monroe	65	44	286	A	Charleston So.	54	55								

Non-Div I Games: Thomas (GA) 106 43

Ga. Southern

■ Loss,
 ■ Non-Conf,
 ■ S Site,
 ■ Home
 ■ A Away
 N Neutral

Average RPI Win:	291	WON-LOST	WINNING	LAST 10	STRENGTH OF	OPP. STRENGTH	TEAM	ADJ.	CONF.	ADJ CONF.
Average RPI Loss:	199	RECORD	PCT. RANK	GAMES	SCHEDULE	OF SCHEDULE	RPI	RPI	RPI	RPI
DIV. I ONLY	5- 11	267	3- 6	292	323	285	285	28	28	
DIV. I NON-CONF.	2- 6	275	1- 2	266	244	257	257	28	28	
TOTALS	RPI 1-25	RPI 26-50	W-L RECORDS	RPI 51-100	RPI 101-150	RPI 150+				
5- 11	0- 0	0- 1	OVERALL	0- 0	0- 2	5- 8				
2- 2	0- 0	0- 0	HOME	0- 0	0- 0	2- 2				
3- 7	0- 0	0- 1	AWAY	0- 0	0- 1	3- 3				
0- 2	0- 0	0- 0	NEUTRAL	0- 0	0- 0	0- 2				
2- 6	0- 0	0- 1	NON-CONFERENCE	0- 0	0- 1	2- 4				
0- 0	0- 0	0- 0	HOME	0- 0	0- 0	0- 0				
2- 4	0- 0	0- 1	AWAY	0- 0	0- 1	2- 2				
0- 2	0- 0	0- 0	NEUTRAL	0- 0	0- 0	0- 2				
3- 5	0- 0	0- 0	CONFERENCE	0- 0	0- 1	3- 4				
2- 2	0- 0	0- 0	HOME	0- 0	0- 0	2- 2				
1- 3	0- 0	0- 0	AWAY	0- 0	0- 1	1- 2				
0- 0	0- 0	0- 0	NEUTRAL	0- 0	0- 0	0- 0				

RPI 1-25			RPI 26-50			RPI 51-100			RPI 101+ Team's RPI: 285		
RPI	S	Opponent	Score	RPI	S	Opponent	Score	RPI	S	Opponent	Score
				43	A	Virginia Tech	42 76	109	A	Radford	57 67
								129	A	UCF	52 66
								193	N	UAB	49 59
								195	N	Appalachian St.	67 72
								206	H	Campbell	61 73
								218	A	Wofford	66 75
								222	H	UNC Asheville	55 52
								237	A	Furman	62 84
								259	H	Presbyterian	55 56
								286	A	Charleston So.	57 64
								294	A	USC Upstate	57 53
								301	A	Western Caro.	68 60
								308	H	Liberty	84 82
								318	A	High Point	69 71
								332	A	Longwood	77 43
LAST 12 Division I GAMES:											
206	H	Campbell	61 73	259	H	Presbyterian	55 56				
286	A	Charleston So.	57 64	109	A	Radford	57 67				
318	A	High Point	69 71	237	A	Furman	62 84				
222	H	UNC Asheville	55 52	301	A	Western Caro.	68 60				
308	H	Liberty	84 82	129	A	UCF	52 66				
332	A	Longwood	77 43	43	A	Virginia Tech	42 76				

Non-Div I Games: Montreat 92 45 Southern Wesleyan 86 62 Converse 68 38

Gardner-Webb

Loss, Non-Conf, S Site, H Home A Away N Neutral

George Mason

Through Games Of Jan. 29, 2017

Average RPI Win:	223	WON-LOST	WINNING	LAST 10	STRENGTH OF	OPP. STRENGTH	TEAM	ADJ.	CONF.	ADJ CONF.
Average RPI Loss:	119	RECORD	PCT. RANK	GAMES	SCHEDULE	OF SCHEDULE	RPI	RPI	RPI	RPI
DIV. I ONLY	11- 12	181	4- 6	98	238	146	146	12	12	
DIV. I NON-CONF.	7- 6	157	2- 1	99	285	113	113	13	13	
TOTALS	RPI 1-25	RPI 26-50	W-L RECORDS	RPI 51-100	RPI 101-150	RPI 150+				
11- 12	0- 0	0- 1	OVERALL	0- 4	3- 4	8- 3				
5- 5	0- 0	0- 0	HOME	0- 3	3- 2	2- 0				
6- 6	0- 0	0- 1	AWAY	0- 0	0- 2	6- 3				
0- 1	0- 0	0- 0	NEUTRAL	0- 1	0- 0	0- 0				
7- 6	0- 0	0- 1	NON-CONFERENCE	0- 2	2- 2	5- 1				
3- 2	0- 0	0- 0	HOME	0- 1	2- 1	1- 0				
4- 3	0- 0	0- 1	AWAY	0- 0	0- 1	4- 1				
0- 1	0- 0	0- 0	NEUTRAL	0- 1	0- 0	0- 0				
4- 6	0- 0	0- 0	CONFERENCE	0- 2	1- 2	3- 2				
2- 3	0- 0	0- 0	HOME	0- 2	1- 1	1- 0				
2- 3	0- 0	0- 0	AWAY	0- 0	0- 1	2- 2				
0- 0	0- 0	0- 0	NEUTRAL	0- 0	0- 0	0- 0				

RPI S	Opponent	Score	RPI S	Opponent	Score	RPI S	Opponent	Score	RPI S	Opponent	Score	Team's RPI: 146
42	A Georgetown	56 69	69	N Drexel	71 82	105	H Navy	68 64	109	H Radford	70 56	
			74	H Dayton	48 60	115	A Delaware	51 67	119	A Saint Louis	50 89	
			75	H George Washington	71 79	120	H Arizona	70 81	123	H Fordham	49 53	
			85	H SFA	76 77	128	H VCU	70 59	158	A La Salle	57 59	
						159	A Towson	75 79	174	A Detroit	55 54	
						223	H St. Bonaventure	52 49	239	A Richmond	54 50	
						264	A FIU	67 51	274	A Massachusetts	66 55	
						283	H Norfolk St.	60 33	289	A Davidson	54 58	
						313	A Illinois St.	72 46	339	A LIU Brooklyn	64 48	
LAST 12 Division I GAMES:												
158	A La Salle	57 59	123	H Fordham	49 53							
74	H Dayton	48 60	119	A Saint Louis	50 89							
239	A Richmond	54 50	223	H St. Bonaventure	52 49							
289	A Davidson	54 58	264	A FIU	67 51							
128	H VCU	70 59	69	N Drexel	71 82							
75	H George Washington	71 79	105	H Navy	68 64							

Non-Div I Games:

George Mason

■ Loss,
 ■ Non-Conf, S Site,
 ■ Home
 ■ Away
 N Neutral

Average RPI Win:	173	WON-LOST	WINNING	LAST 10	STRENGTH OF	OPP. STRENGTH	TEAM	ADJ.	CONF.	ADJ CONF.
Average RPI Loss:	79	RECORD	PCT. RANK	GAMES	SCHEDULE	OF SCHEDULE	RPI	RPI	RPI	RPI
DIV. I ONLY	13- 8	114	6- 4	89	74	75	75	12	12	
DIV. I NON-CONF.	7- 5	137	1- 3	57	38	76	76	13	13	
TOTALS	RPI 1-25	RPI 26-50	W-L RECORDS	RPI 51-100	RPI 101-150	RPI 150+				
13- 8	0- 1	0- 3	OVERALL	3- 1	4- 2	6- 1				
7- 2	0- 1	0- 0	HOME	0- 0	2- 1	5- 0				
4- 5	0- 0	0- 2	AWAY	1- 1	2- 1	1- 1				
2- 1	0- 0	0- 1	NEUTRAL	2- 0	0- 0	0- 0				
7- 5	0- 1	0- 3	NON-CONFERENCE	3- 0	0- 0	4- 1				
4- 1	0- 1	0- 0	HOME	0- 0	0- 0	4- 0				
1- 3	0- 0	0- 2	AWAY	1- 0	0- 0	0- 1				
2- 1	0- 0	0- 1	NEUTRAL	2- 0	0- 0	0- 0				
6- 3	0- 0	0- 0	CONFERENCE	0- 1	4- 2	2- 0				
3- 1	0- 0	0- 0	HOME	0- 0	2- 1	1- 0				
3- 2	0- 0	0- 0	AWAY	0- 1	2- 1	1- 0				
0- 0	0- 0	0- 0	NEUTRAL	0- 0	0- 0	0- 0				

RPI 1-25				RPI 26-50				RPI 51-100 Team's RPI: 75				RPI 101+			
RPI	S	Opponent	Score	RPI	S	Opponent	Score	RPI	S	Opponent	Score	RPI	S	Opponent	Score
8	H	Stanford	52 71	34	N	Syracuse	71 74	66	A	Villanova	72 69	112	A	Duquesne	75 40
				38	A	South Dakota St.	55 60	74	A	Dayton	48 50	112	H	Duquesne	63 73
				42	A	Georgetown	57 72	87	N	FGCU	76 47	119	A	Saint Louis	59 67
								89	N	Western Ky.	68 49	128	H	VCU	81 67
												137	H	Saint Joseph's	53 44
												146	A	George Mason	79 71
												180	H	Illinois	72 56
												207	A	American	61 66
												208	H	Princeton	56 45
												240	H	Loyola Maryland	74 64
												274	A	Massachusetts	60 54
												289	H	Davidson	76 62
												299	H	Coppin St.	77 46
LAST 12 Division I GAMES:															
				112	H	Duquesne	63 73	137	H	Saint Joseph's	53 44				
				119	A	Saint Louis	59 67	112	A	Duquesne	75 40				
				274	A	Massachusetts	60 54	240	H	Loyola Maryland	74 64				
				289	H	Davidson	76 62	8	H	Stanford	52 71				
				146	A	George Mason	79 71	38	A	South Dakota St.	55 60				
				74	A	Dayton	48 50	207	A	American	61 66				

Non-Div I Games:

George Washington

■ Loss,
 ■ Non-Conf, S Site,
 ■ Home
 ■ Away
 N Neutral

Average RPI Win:	147	WON-LOST	WINNING	LAST 10	STRENGTH OF	OPP. STRENGTH	TEAM	ADJ.	CONF.	ADJ CONF.
Average RPI Loss:	46	RECORD	PCT. RANK	GAMES	SCHEDULE	OF SCHEDULE	RPI	RPI	RPI	RPI
DIV. I ONLY	13- 7	100	5- 5	49	51	42	42	7	7	
DIV. I NON-CONF.	8- 2	49	2- 0	29	60	6	6	7	7	
TOTALS	RPI 1-25	RPI 26-50	W-L RECORDS	RPI 51-100	RPI 101-150	RPI 150+				
13- 7	0- 1	0- 4	OVERALL	3- 2	4- 0	6- 0				
5- 3	0- 1	0- 1	HOME	2- 1	2- 0	1- 0				
6- 4	0- 0	0- 3	AWAY	0- 1	1- 0	5- 0				
2- 0	0- 0	0- 0	NEUTRAL	1- 0	1- 0	0- 0				
8- 2	0- 0	0- 2	NON-CONFERENCE	2- 0	4- 0	2- 0				
3- 0	0- 0	0- 0	HOME	1- 0	2- 0	0- 0				
3- 2	0- 0	0- 2	AWAY	0- 0	1- 0	2- 0				
2- 0	0- 0	0- 0	NEUTRAL	1- 0	1- 0	0- 0				
5- 5	0- 1	0- 2	CONFERENCE	1- 2	0- 0	4- 0				
2- 3	0- 1	0- 1	HOME	1- 1	0- 0	1- 0				
3- 2	0- 0	0- 1	AWAY	0- 1	0- 0	3- 0				
0- 0	0- 0	0- 0	NEUTRAL	0- 0	0- 0	0- 0				

RPI 1-25				RPI 26-50				Team's RPI: 42	RPI 51-100				RPI 101+			
RPI	S	Opponent	Score	RPI	S	Opponent	Score		RPI	S	Opponent	Score	RPI	S	Opponent	Score
16	H	DePaul	53 76	28	A	Creighton	68 70		66	A	Villanova	50 71	115	A	Delaware	54 46
				40	H	Marquette	77 84		66	H	Villanova	54 49	118	H	Alabama	70 59
				43	A	Virginia Tech	63 73		75	H	George Washington	72 57	140	N	Wright St.	67 60
				47	A	Minnesota	60 68		84	H	St. John's (NY)	66 71	146	H	George Mason	69 56
									92	N	Penn St.	68 54	152	A	Providence	71 39
													159	A	Towson	75 59
													176	A	Xavier	69 64
													185	H	Seton Hall	77 58
													225	A	Butler	58 52
													264	A	FIU	66 53
LAST 12 Division I GAMES:																
66	H	Villanova	54 49	28	A	Creighton	68 70		66	A	Villanova	50 71				
225	A	Butler	58 52	66	A	Villanova	50 71		40	H	Marquette	77 84				
176	A	Xavier	69 64	16	H	DePaul	53 76		118	H	Alabama	70 59				
185	H	Seton Hall	77 58	146	H	George Mason	69 56									
84	H	St. John's (NY)	66 71													
152	A	Providence	71 39													

Non-Div I Games:

Georgetown

■ Loss,
■ Non-Conf, S Site,
■ Home
■ Away
N Neutral

Average RPI Win:	174	WON-LOST	WINNING	LAST 10	STRENGTH OF	OPP. STRENGTH	TEAM	ADJ.	CONF.	ADJ CONF.
Average RPI Loss:	58	RECORD	PCT. RANK	GAMES	SCHEDULE	OF SCHEDULE	RPI	RPI	RPI	RPI
DIV. I ONLY	10- 11	183	3- 7	39	49	110	110	2	2	
DIV. I NON-CONF.	8- 5	124	2- 2	127	164	130	130	2	2	
<hr/>										
TOTALS	RPI 1-25	RPI 26-50	W-L RECORDS	RPI 51-100	RPI 101-150	RPI 150+				
10- 11	1- 4	1- 2	OVERALL	0- 4	3- 0	5- 1				
8- 4	1- 1	0- 0	HOME	0- 2	3- 0	4- 1				
1- 6	0- 2	0- 2	AWAY	0- 2	0- 0	1- 0				
1- 1	0- 1	1- 0	NEUTRAL	0- 0	0- 0	0- 0				
8- 5	0- 1	1- 1	NON-CONFERENCE	0- 2	2- 0	5- 1				
6- 2	0- 0	0- 0	HOME	0- 1	2- 0	4- 1				
1- 2	0- 0	0- 1	AWAY	0- 1	0- 0	1- 0				
1- 1	0- 1	1- 0	NEUTRAL	0- 0	0- 0	0- 0				
2- 6	1- 3	0- 1	CONFERENCE	0- 2	1- 0	0- 0				
2- 2	1- 1	0- 0	HOME	0- 1	1- 0	0- 0				
0- 4	0- 2	0- 1	AWAY	0- 1	0- 0	0- 0				
0- 0	0- 0	0- 0	NEUTRAL	0- 0	0- 0	0- 0				

RPI 1-25				RPI 26-50				RPI 51-100				RPI 101+ Team's RPI: 110			
RPI	S	Opponent	Score	RPI	S	Opponent	Score	RPI	S	Opponent	Score	RPI	S	Opponent	Score
2	A	South Carolina	63 66	36	A	Missouri	45 63	56	A	Georgia Tech	45 52	104	H	BYU	81 51
2	H	South Carolina	44 62	44	A	Oklahoma St.	51 71	62	H	Florida	68 76	111	H	Vanderbilt	70 68
14	A	Kentucky	61 82	47	N	Minnesota	70 58	71	H	Virginia	43 66	116	H	Mercer	72 64
21	H	Texas A&M	69 59					98	A	Ole Miss	62 69	168	A	Cincinnati	51 48
24	N	South Fla.	65 81									227	H	Samford	59 65
												237	H	Furman	67 62
												296	H	Kennesaw St.	82 40
												301	H	Western Caro.	78 43
												342	H	South Carolina St.	64 50
<hr/>															
LAST 12 Division I GAMES:															
98	A	Ole Miss	62 69	21	H	Texas A&M	69 59	36	A	Missouri	45 63	301	H	Western Caro.	78 43
2	H	South Carolina	44 62	62	H	Florida	68 76	227	H	Samford	59 65	71	H	Virginia	43 66
14	A	Kentucky	61 82	2	A	South Carolina	63 66	168	A	Cincinnati	51 48				
2	A	South Carolina	63 66	111	H	Vanderbilt	70 68								

Non-Div I Games:

Georgia

Average RPI Win:	221	WON-LOST	WINNING	LAST 10	STRENGTH OF	OPP. STRENGTH	TEAM	ADJ.	CONF.	ADJ CONF.
Average RPI Loss:	174	RECORD	PCT. RANK	GAMES	SCHEDULE	OF SCHEDULE	RPI	RPI	RPI	RPI
DIV. I ONLY	6- 13	263	3- 7	234	220	262	262	20	20	
DIV. I NON-CONF.	3- 7	250	0- 3	173	181	242	242	18	18	
TOTALS	RPI 1-25	RPI 26-50	W-L RECORDS	RPI 51-100	RPI 101-150	RPI 150+				
6- 13	0- 0	0- 1	OVERALL	0- 2	1- 2	5- 8				
1- 7	0- 0	0- 1	HOME	0- 0	0- 1	1- 5				
4- 4	0- 0	0- 0	AWAY	0- 1	1- 1	3- 2				
1- 2	0- 0	0- 0	NEUTRAL	0- 1	0- 0	1- 1				
3- 7	0- 0	0- 1	NON-CONFERENCE	0- 2	0- 1	3- 3				
1- 3	0- 0	0- 1	HOME	0- 0	0- 0	1- 2				
1- 2	0- 0	0- 0	AWAY	0- 1	0- 1	1- 0				
1- 2	0- 0	0- 0	NEUTRAL	0- 1	0- 0	1- 1				
3- 6	0- 0	0- 0	CONFERENCE	0- 0	1- 1	2- 5				
0- 4	0- 0	0- 0	HOME	0- 0	0- 1	0- 3				
3- 2	0- 0	0- 0	AWAY	0- 0	1- 0	2- 2				
0- 0	0- 0	0- 0	NEUTRAL	0- 0	0- 0	0- 0				

RPI S	Opponent	Score	RPI S	Opponent	Score	RPI S	Opponent	Score	RPI S	Opponent	Score	Team's RPI: 262
27	H Elon	67 84	56	A Georgia Tech	42 73	106	A Troy	68 65	106	H Troy	69 87	
			92	N Penn St.	42 69	118	A Alabama	57 80	178	H Akron	66 78	
						195	H Appalachian St.	63 67	196	A Louisiana	65 72	
						205	A Morehead St.	68 50	207	N American	59 58	
						220	H UNCW	66 72	231	H Coastal Caro.	67 73	
						251	A South Ala.	55 45	251	H South Ala.	47 77	
						261	N Eastern Mich.	59 69	262	A Ga. Southern	58 54	
						296	H Kennesaw St.	62 59	328	A La.-Monroe	63 72	
LAST 12 Division I GAMES:												
106	A Troy	68 65	251	H South Ala.	47 77	106	H Troy	69 87				
251	A South Ala.	55 45	262	A Ga. Southern	58 54	27	H Elon	67 84				
231	H Coastal Caro.	67 73	178	H Akron	66 78	118	A Alabama	57 80				
195	H Appalachian St.	63 67										
328	A La.-Monroe	63 72										
196	A Louisiana	65 72										

Non-Div I Games: Allen 96 58

Georgia St.

Average RPI Win:	155	WON-LOST	WINNING	LAST 10	STRENGTH OF	OPP. STRENGTH	TEAM	ADJ.	CONF.	ADJ CONF.
Average RPI Loss:	45	RECORD	PCT. RANK	GAMES	SCHEDULE	OF SCHEDULE	RPI	RPI	RPI	RPI
DIV. I ONLY	13- 8	114	4- 6	33	40	56	56	3	3	
DIV. I NON-CONF.	11- 2	24	3- 1	109	117	44	44	4	4	
TOTALS	RPI 1-25	RPI 26-50	W-L RECORDS	RPI 51-100	RPI 101-150	RPI 150+				
13- 8	0- 4	2- 1	OVERALL	2- 1	2- 2	7- 0				
8- 4	0- 3	1- 1	HOME	0- 0	2- 0	5- 0				
3- 4	0- 1	0- 0	AWAY	1- 1	0- 2	2- 0				
2- 0	0- 0	1- 0	NEUTRAL	1- 0	0- 0	0- 0				
11- 2	0- 0	1- 1	NON-CONFERENCE	2- 0	2- 1	6- 0				
7- 1	0- 0	0- 1	HOME	0- 0	2- 0	5- 0				
2- 1	0- 0	0- 0	AWAY	1- 0	0- 1	1- 0				
2- 0	0- 0	1- 0	NEUTRAL	1- 0	0- 0	0- 0				
2- 6	0- 4	1- 0	CONFERENCE	0- 1	0- 1	1- 0				
1- 3	0- 3	1- 0	HOME	0- 0	0- 0	0- 0				
1- 3	0- 1	0- 0	AWAY	0- 1	0- 1	1- 0				
0- 0	0- 0	0- 0	NEUTRAL	0- 0	0- 0	0- 0				

RPI 1-25				RPI 26-50				RPI 51-100				Team's RPI: 56	RPI 101+			
RPI	S	Opponent	Score	RPI	S	Opponent	Score	RPI	S	Opponent	Score		RPI	S	Opponent	Score
3	H	Notre Dame	38 55	32	H	Michigan	52 92	52	A	Wake Forest	65 70		110	H	Georgia	52 45
6	H	Florida St.	63 69	34	H	Syracuse	75 66	74	N	Dayton	81 68		116	H	Mercer	70 50
10	H	Duke	68 75	36	N	Missouri	72 70	81	A	Middle Tenn.	61 60		118	A	Alabama	65 67
11	A	Louisville	51 91										124	A	Clemson	61 62
													161	A	Boston College	71 67
													195	H	Appalachian St.	81 52
													208	H	Princeton	67 51
													212	H	Alabama St.	70 48
													227	H	Samford	62 57
													262	H	Georgia St.	73 42
													296	A	Kennesaw St.	86 49
LAST 12 Division I GAMES:																
124	A	Clemson	61 62	10	H	Duke	68 75									
6	H	Florida St.	63 69	3	H	Notre Dame	38 55									
52	A	Wake Forest	65 70	208	H	Princeton	67 51									
11	A	Louisville	51 91	81	A	Middle Tenn.	61 60									
34	H	Syracuse	75 66	118	A	Alabama	65 67									
161	A	Boston College	71 67	195	H	Appalachian St.	81 52									

Non-Div I Games:

Georgia Tech

■ Loss,
 ■ Non-Conf, S Site,
 ■ Home
 ■ Away
 N Neutral

Average RPI Win: 201	WON-LOST	WINNING	LAST 10	STRENGTH OF	OPP. STRENGTH	TEAM	ADJ.	CONF.	ADJ CONF.
Average RPI Loss: 137	RECORD	PCT. RANK	GAMES	SCHEDULE	OF SCHEDULE	RPI	RPI	RPI	RPI
DIV. I ONLY	17- 4	20	8- 2	270	93	96	96	14	14
DIV. I NON-CONF.	9- 2	37	2- 0	160	43	62	62	12	12
TOTALS	RPI 1-25	RPI 26-50	W-L RECORDS	RPI 51-100	RPI 101-150	RPI 150+			
17- 4	1- 1	1- 1	OVERALL	1- 0	3- 0	11- 2			
10- 1	0- 0	1- 0	HOME	1- 0	2- 0	6- 1			
6- 1	1- 0	0- 0	AWAY	0- 0	1- 0	4- 1			
1- 2	0- 1	0- 1	NEUTRAL	0- 0	0- 0	1- 0			
9- 2	1- 1	1- 1	NON-CONFERENCE	1- 0	0- 0	6- 0			
6- 0	0- 0	1- 0	HOME	1- 0	0- 0	4- 0			
2- 0	1- 0	0- 0	AWAY	0- 0	0- 0	1- 0			
1- 2	0- 1	0- 1	NEUTRAL	0- 0	0- 0	1- 0			
8- 2	0- 0	0- 0	CONFERENCE	0- 0	3- 0	5- 2			
4- 1	0- 0	0- 0	HOME	0- 0	2- 0	2- 1			
4- 1	0- 0	0- 0	AWAY	0- 0	1- 0	3- 1			
0- 0	0- 0	0- 0	NEUTRAL	0- 0	0- 0	0- 0			

RPI 1-25				RPI 26-50				RPI 51-100 Team's RPI: 96				RPI 101+			
RPI	S	Opponent	Score	RPI	S	Opponent	Score	RPI	S	Opponent	Score	RPI	S	Opponent	Score
6	N	Florida St.	69 87	32	N	Michigan	66 78	60	H	Washington St.	79 61	125	A	St. Mary's (CA)	79 75
8	A	Stanford	68 63	41	H	Northwestern	67 56					143	H	San Francisco	61 46
												144	H	Santa Clara	51 39
												155	A	Eastern Wash.	73 54
												198	H	Pacific	63 65
												200	A	Loyola Marymount	80 56
												212	A	San Diego	57 55
												258	A	Portland	85 50
												258	H	Portland	67 55
												259	H	Presbyterian	79 39
												272	H	Colgate	72 42
												311	A	Pepperdine	69 79
												311	H	Pepperdine	83 61
												312	H	Nicholls St.	78 46
												325	N	Winthrop	71 41
												329	H	UC Irvine	102 38
LAST 12 Division I GAMES:															
311	H	Pepperdine	83 61	258	H	Portland	67 55								
212	A	San Diego	57 55	143	H	San Francisco	61 46								
258	A	Portland	85 50	198	H	Pacific	63 65								
144	H	Santa Clara	51 39	311	A	Pepperdine	69 79								
125	A	St. Mary's (CA)	79 75	272	H	Colgate	72 42								
200	A	Loyola Marymount	80 56	41	H	Northwestern	67 56								

Non-Div I Games:

Gonzaga

■ Loss,
 ■ Non-Conf, S Site,
 ■ Home
 ■ Away
 N Neutral

Average RPI Win:	313	WON-LOST	WINNING	LAST 10	STRENGTH OF	OPP. STRENGTH	TEAM	ADJ.	CONF.	ADJ CONF.
Average RPI Loss:	151	RECORD	PCT. RANK	GAMES	SCHEDULE	OF SCHEDULE	RPI	RPI	RPI	RPI
DIV. I ONLY	7- 12	240	6- 4	315	254	277	277	30	30	
DIV. I NON-CONF.	2- 9	293	1- 3	229	101	271	271	30	30	
TOTALS	RPI 1-25	RPI 26-50	W-L RECORDS	RPI 51-100	RPI 101-150	RPI 150+				
7- 12	0- 1	0- 1	OVERALL	0- 1	0- 4	7- 5				
3- 2	0- 0	0- 0	HOME	0- 0	0- 0	3- 2				
4- 8	0- 0	0- 0	AWAY	0- 0	0- 0	4- 1				
0- 2	0- 0	0- 0	NEUTRAL	0- 0	0- 2	0- 0				
2- 9	0- 1	0- 1	NON-CONFERENCE	0- 1	0- 4	2- 2				
0- 1	0- 0	0- 0	HOME	0- 0	0- 0	0- 1				
2- 6	0- 1	0- 1	AWAY	0- 1	0- 2	2- 1				
0- 2	0- 0	0- 0	NEUTRAL	0- 0	0- 2	0- 0				
5- 3	0- 0	0- 0	CONFERENCE	0- 0	0- 0	5- 3				
3- 1	0- 0	0- 0	HOME	0- 0	0- 0	3- 1				
2- 2	0- 0	0- 0	AWAY	0- 0	0- 0	2- 2				
0- 0	0- 0	0- 0	NEUTRAL	0- 0	0- 0	0- 0				

RPI 1-25				RPI 26-50				RPI 51-100				RPI 101+ Team's RPI: 277			
RPI	S	Opponent	Score	RPI	S	Opponent	Score	RPI	S	Opponent	Score	RPI	S	Opponent	Score
22	A	Miami (FL)	61 89	35	A	Tulane	56 79	73	A	Southern California	64 75	108	N	SMU	36 56
												120	A	Arizona	46 73
												123	N	Fordham	53 59
												142	A	TCU	47 83
												169	A	Louisiana Tech	55 69
												204	A	Texas Southern	61 69
												212	A	Alabama St.	60 45
												228	H	Southern U.	68 71
												270	A	Prairie View	49 51
												298	H	Alcorn	86 63
												312	H	Nicholls St.	60 71
												322	H	Ark.-Pine Bluff	56 54
												328	A	La.-Monroe	59 54
												336	A	Southeastern La.	87 71
												344	H	Jackson St.	90 85
												349	A	Alabama A&M	68 53
LAST 12 Division I GAMES:															
322	H	Ark.-Pine Bluff	56 54	349	A	Alabama A&M	68 53	212	A	Alabama St.	60 45	108	N	SMU	36 56
344	H	Jackson St.	90 85	270	A	Prairie View	49 51	336	A	Southeastern La.	87 71	73	A	Southern California	64 75
270	A	Prairie View	49 51	204	A	Texas Southern	61 69	120	A	Arizona	46 73				
204	A	Texas Southern	61 69	298	H	Alcorn	86 63								
298	H	Alcorn	86 63	228	H	Southern U.	68 71								
228	H	Southern U.	68 71												

Non-Div I Games:

Grambling

■ Loss,
 ■ Non-Conf, S Site,
 ■ Home
 ■ Away
 N Neutral

Grand Canyon

Through Games Of Jan. 29, 2017

Average RPI Win:	279	WON-LOST	WINNING	LAST 10	STRENGTH OF	OPP. STRENGTH	TEAM	ADJ.	CONF.	ADJ CONF.
Average RPI Loss:	138	RECORD	PCT. RANK	GAMES	SCHEDULE	OF SCHEDULE	RPI	RPI	RPI	RPI
DIV. I ONLY	11- 7	123	6- 3	320	243	215	215	29	29	
DIV. I NON-CONF.	7- 5	137	4- 1	292	182	193	193	29	29	
TOTALS	RPI 1-25	RPI 26-50	W-L RECORDS	RPI 51-100	RPI 101-150	RPI 150+				
11- 7	0- 2	0- 0	OVERALL	0- 0	0- 1	11- 4				
9- 2	0- 1	0- 0	HOME	0- 0	0- 0	9- 1				
2- 5	0- 1	0- 0	AWAY	0- 0	0- 1	2- 3				
0- 0	0- 0	0- 0	NEUTRAL	0- 0	0- 0	0- 0				
7- 5	0- 2	0- 0	NON-CONFERENCE	0- 0	0- 1	7- 2				
6- 1	0- 1	0- 0	HOME	0- 0	0- 0	6- 0				
1- 4	0- 1	0- 0	AWAY	0- 0	0- 1	1- 2				
0- 0	0- 0	0- 0	NEUTRAL	0- 0	0- 0	0- 0				
4- 2	0- 0	0- 0	CONFERENCE	0- 0	0- 0	4- 2				
3- 1	0- 0	0- 0	HOME	0- 0	0- 0	3- 1				
1- 1	0- 0	0- 0	AWAY	0- 0	0- 0	1- 1				
0- 0	0- 0	0- 0	NEUTRAL	0- 0	0- 0	0- 0				

RPI 1-25				RPI 26-50				RPI 51-100				RPI 101+ Team's RPI: 215			
RPI	S	Opponent	Score	RPI	S	Opponent	Score	RPI	S	Opponent	Score	RPI	S	Opponent	Score
10	A	Duke	47 90									149	A	Rice	50 64
12	H	Washington	66 101									154	H	Idaho	64 60
												170	A	UC Riverside	64 77
												179	H	New Mexico St.	65 81
												216	A	Hawaii	47 51
												230	A	Seattle U	60 86
												249	H	Cal Poly	64 59
												250	A	Southern Utah	76 73
												256	H	UTRGV	60 59
												276	H	Northern Ariz.	76 65
												295	H	Denver	73 70
												298	H	Alcorn	77 44
												304	H	UMKC	75 64
												326	H	Fla. Atlantic	81 60
												327	H	Chicago St.	57 39
												331	A	Utah Valley	62 46
LAST 12 Division I GAMES:															
327	H	Chicago St.	57 39	216	A	Hawaii	47 51								
304	H	UMKC	75 64	276	H	Northern Ariz.	76 65								
230	A	Seattle U	60 86	250	A	Southern Utah	76 73								
256	H	UTRGV	60 59	249	H	Cal Poly	64 59								
179	H	New Mexico St.	65 81	326	H	Fla. Atlantic	81 60								
331	A	Utah Valley	62 46	12	H	Washington	66 101								

Non-Div I Games: Chaminade 85 55

Grand Canyon

■ Loss,
 ■ Non-Conf, S Site,
 ■ Home
 ■ Away
 N Neutral

Average RPI Win:	170	WON-LOST	WINNING	LAST 10	STRENGTH OF	OPP. STRENGTH	TEAM	ADJ.	CONF.	ADJ CONF.
Average RPI Loss:	102	RECORD	PCT. RANK	GAMES	SCHEDULE	OF SCHEDULE	RPI	RPI	RPI	RPI
DIV. I ONLY	19- 2	9	1- 1	110	124	29	29	22	22	
DIV. I NON-CONF.	9- 2	37	0- 1	17	6	5	5	21	21	
TOTALS	RPI 1-25	RPI 26-50	W-L RECORDS	RPI 51-100	RPI 101-150	RPI 150+				
19- 2	0- 1	4- 0	OVERALL	2- 0	2- 0	11- 1				
10- 1	0- 0	2- 0	HOME	1- 0	1- 0	6- 1				
9- 1	0- 1	2- 0	AWAY	1- 0	1- 0	5- 0				
0- 0	0- 0	0- 0	NEUTRAL	0- 0	0- 0	0- 0				
9- 2	0- 1	4- 0	NON-CONFERENCE	2- 0	1- 0	2- 1				
4- 1	0- 0	2- 0	HOME	1- 0	0- 0	1- 1				
5- 1	0- 1	2- 0	AWAY	1- 0	1- 0	1- 0				
0- 0	0- 0	0- 0	NEUTRAL	0- 0	0- 0	0- 0				
10- 0	0- 0	0- 0	CONFERENCE	0- 0	1- 0	9- 0				
6- 0	0- 0	0- 0	HOME	0- 0	1- 0	5- 0				
4- 0	0- 0	0- 0	AWAY	0- 0	0- 0	4- 0				
0- 0	0- 0	0- 0	NEUTRAL	0- 0	0- 0	0- 0				

RPI 1-25				RPI 26-50				RPI 51-100				RPI 101+			
RPI	S	Opponent	Score	RPI	S	Opponent	Score	RPI	S	Opponent	Score	RPI	S	Opponent	Score
3	A	Notre Dame	67 71	27	H	Elon	71 56	57	H	Little Rock	57 31	102	A	Chattanooga	71 55
				33	H	Drake	71 48	80	A	Belmont	62 53	140	H	Wright St.	62 41
				38	A	South Dakota St.	67 43					160	H	Milwaukee	89 47
				40	A	Marquette	78 63					174	H	Detroit	60 55
												191	A	Cleveland St.	65 51
												199	H	Oakland	89 47
												201	H	Wisconsin	53 54
												225	H	Butler	61 34
												233	A	Bradley	68 43
												268	H	Northern Ky.	70 39
												307	A	Youngstown St.	84 51
												316	A	Ill.-Chicago	79 65
												321	A	Valparaiso	75 36
												321	H	Valparaiso	56 35
LAST 12 Division I GAMES:															
3	A	Notre Dame	67 71	174	H	Detroit	60 55								
191	A	Cleveland St.	65 51	316	A	Ill.-Chicago	79 65								
307	A	Youngstown St.	84 51	321	A	Valparaiso	75 36								
160	H	Milwaukee	89 47	140	H	Wright St.	62 41								
321	H	Valparaiso	56 35	268	H	Northern Ky.	70 39								
199	H	Oakland	89 47	225	H	Butler	61 34								

Non-Div I Games:

Green Bay

Average RPI Win:	260	WON-LOST	WINNING	LAST 10	STRENGTH OF	OPP. STRENGTH	TEAM	ADJ.	CONF.	ADJ CONF.
Average RPI Loss:	58	RECORD	PCT. RANK	GAMES	SCHEDULE	OF SCHEDULE	RPI	RPI	RPI	RPI
DIV. I ONLY	12- 7	111	8- 2	214	151	113	113	32	32	
DIV. I NON-CONF.	6- 7	182	3- 3	75	30	90	90	31	31	
TOTALS	RPI 1-25	RPI 26-50	W-L RECORDS	RPI 51-100	RPI 101-150	RPI 150+				
12- 7	0- 1	1- 3	OVERALL	0- 2	1- 1	10- 0				
6- 0	0- 0	1- 0	HOME	0- 0	0- 0	5- 0				
2- 7	0- 1	0- 3	AWAY	0- 2	0- 1	2- 0				
4- 0	0- 0	0- 0	NEUTRAL	0- 0	1- 0	3- 0				
6- 7	0- 1	1- 3	NON-CONFERENCE	0- 2	1- 1	4- 0				
2- 0	0- 0	1- 0	HOME	0- 0	0- 0	1- 0				
0- 7	0- 1	0- 3	AWAY	0- 2	0- 1	0- 0				
4- 0	0- 0	0- 0	NEUTRAL	0- 0	1- 0	3- 0				
6- 0	0- 0	0- 0	CONFERENCE	0- 0	0- 0	6- 0				
4- 0	0- 0	0- 0	HOME	0- 0	0- 0	4- 0				
2- 0	0- 0	0- 0	AWAY	0- 0	0- 0	2- 0				
0- 0	0- 0	0- 0	NEUTRAL	0- 0	0- 0	0- 0				

RPI 1-25				RPI 26-50				RPI 51-100				RPI 101+ Team's RPI: 113			
RPI	S	Opponent	Score	RPI	S	Opponent	Score	RPI	S	Opponent	Score	RPI	S	Opponent	Score
2	A	South Carolina	38 92	30	H	Temple	71 65	51	A	Iowa	51 84	117	N	Maine	58 49
				39	A	North Carolina St.	56 81	87	A	FGCU	49 60	133	A	Old Dominion	58 61
				41	A	Northwestern	48 67					227	N	Samford	63 57
				50	A	James Madison	50 71					239	H	Richmond	72 45
												275	H	N.C. A&T	64 57
												283	A	Norfolk St.	58 57
												290	N	Saint Peter's	71 42
												309	H	Savannah St.	75 46
												324	N	Lafayette	58 55
												337	H	N.C. Central	60 36
												341	A	Delaware St.	83 52
												342	H	South Carolina St.	80 46
LAST 12 Division I GAMES:															
				283	A	Norfolk St.	58 57	227	N	Samford	63 57				
				337	H	N.C. Central	60 36	87	A	FGCU	49 60				
				341	A	Delaware St.	83 52	133	A	Old Dominion	58 61				
				309	H	Savannah St.	75 46	239	H	Richmond	72 45				
				342	H	South Carolina St.	80 46	30	H	Temple	71 65				
				275	H	N.C. A&T	64 57	50	A	James Madison	50 71				

Non-Div I Games:

Hampton

■ Loss,
 ■ Non-Conf, S Site,
 ■ Home
 ■ Away
 N Neutral

Average RPI Win: 229	WON-LOST	WINNING	LAST 10	STRENGTH OF	OPP. STRENGTH	TEAM	ADJ.	CONF.	ADJ CONF.
Average RPI Loss: 126	RECORD	PCT. RANK	GAMES	SCHEDULE	OF SCHEDULE	RPI	RPI	RPI	RPI
DIV. I ONLY	14- 7	87	7- 3	203	225	127	127	19	19
DIV. I NON-CONF.	9- 4	85	2- 2	186	230	115	115	20	20
TOTALS	RPI 1-25	RPI 26-50	W-L RECORDS	RPI 51-100	RPI 101-150	RPI 150+			
14- 7	0- 0	0- 1	OVERALL	0- 2	1- 1	13- 3			
7- 3	0- 0	0- 1	HOME	0- 1	0- 0	7- 1			
5- 4	0- 0	0- 0	AWAY	0- 1	1- 1	4- 2			
2- 0	0- 0	0- 0	NEUTRAL	0- 0	0- 0	2- 0			
9- 4	0- 0	0- 1	NON-CONFERENCE	0- 1	1- 0	8- 2			
3- 3	0- 0	0- 1	HOME	0- 1	0- 0	3- 1			
4- 1	0- 0	0- 0	AWAY	0- 0	1- 0	3- 1			
2- 0	0- 0	0- 0	NEUTRAL	0- 0	0- 0	2- 0			
5- 3	0- 0	0- 0	CONFERENCE	0- 1	0- 1	5- 1			
4- 0	0- 0	0- 0	HOME	0- 0	0- 0	4- 0			
1- 3	0- 0	0- 0	AWAY	0- 1	0- 1	1- 1			
0- 0	0- 0	0- 0	NEUTRAL	0- 0	0- 0	0- 0			

RPI S	Opponent	Score	RPI S	Opponent	Score	RPI S	Opponent	Score	RPI S	Opponent	Score	Team's RPI: 127
48	H Quinnipiac	59 82	87	H FGCU	63 70	115	A Delaware	67 66				
			88	A New Hampshire	50 58	117	A Maine	62 73				
						152	H Providence	65 77				
						161	H Boston College	65 56				
						171	A Albany (NY)	71 82				
						177	A Siena	80 76				
						183	H Binghamton	76 73				
						186	A Hofstra	69 67				
						188	H Sacred Heart	81 64				
						217	A Niagara	62 75				
						236	N Monmouth	75 72				
						244	H Stony Brook	65 52				
						260	A UMBC	80 73				
						274	H Massachusetts	75 56				
						278	A Central Conn. St.	68 58				
						279	H Vermont	68 55				
						283	N Norfolk St.	61 51				
						338	H UMass Lowell	80 59				
LAST 12 Division I GAMES:												
171	A Albany (NY)	71 82	260	A UMBC	80 73							
183	H Binghamton	76 73	279	H Vermont	68 55							
88	A New Hampshire	50 58	186	A Hofstra	69 67							
244	H Stony Brook	65 52	115	A Delaware	67 66							
117	A Maine	62 73	48	H Quinnipiac	59 82							
338	H UMass Lowell	80 59	217	A Niagara	62 75							

Non-Div I Games:

Hartford

■ Loss,
■ Non-Conf,
■ S Site,
■ H Home
■ A Away
N Neutral

Average RPI Win:	170	WON-LOST	WINNING	LAST 10	STRENGTH OF	OPP. STRENGTH	TEAM	ADJ.	CONF.	ADJ CONF.
Average RPI Loss:	47	RECORD	PCT. RANK	GAMES	SCHEDULE	OF SCHEDULE	RPI	RPI	RPI	RPI
DIV. I ONLY	16- 1	6	10- 0	105	128	20	20	9	9	
DIV. I NON-CONF.	12- 1	7	8- 0	131	150	19	19	10	10	
TOTALS	RPI 1-25	RPI 26-50	W-L RECORDS	RPI 51-100	RPI 101-150	RPI 150+				
16- 1	0- 0	1- 1	OVERALL	2- 0	3- 0	10- 0				
8- 0	0- 0	1- 0	HOME	1- 0	2- 0	4- 0				
6- 1	0- 0	0- 1	AWAY	0- 0	1- 0	5- 0				
2- 0	0- 0	0- 0	NEUTRAL	1- 0	0- 0	1- 0				
12- 1	0- 0	1- 1	NON-CONFERENCE	1- 0	2- 0	8- 0				
5- 0	0- 0	1- 0	HOME	0- 0	1- 0	3- 0				
5- 1	0- 0	0- 1	AWAY	0- 0	1- 0	4- 0				
2- 0	0- 0	0- 0	NEUTRAL	1- 0	0- 0	1- 0				
4- 0	0- 0	0- 0	CONFERENCE	1- 0	1- 0	2- 0				
3- 0	0- 0	0- 0	HOME	1- 0	1- 0	1- 0				
1- 0	0- 0	0- 0	AWAY	0- 0	0- 0	1- 0				
0- 0	0- 0	0- 0	NEUTRAL	0- 0	0- 0	0- 0				

RPI S	Opponent	Score	RPI S	Opponent	Score	RPI S	Opponent	Score	RPI S	Opponent	Score
30	H Temple	73 62	47	A Minnesota	87 103	68	N Buffalo	74 62	82	H Cornell	62 59
117	H Maine	69 62	131	A Kansas	69 59	145	H Columbia	70 68	158	A La Salle	66 64
177	A Siena	65 58	187	H Fairfield	58 44	188	A Sacred Heart	68 60	203	A Dartmouth	70 61
203	H Dartmouth	70 65	222	N UNC Asheville	79 62	227	H Samford	57 52	280	A Boston U.	65 52
305	H NJIT	59 38									
LAST 12 Division I GAMES:											
145	H Columbia	70 68	222	N UNC Asheville	79 62	177	A Siena	65 58	131	A Kansas	69 59
82	H Cornell	62 59	305	H NJIT	59 38	30	H Temple	73 62	188	A Sacred Heart	68 60
203	A Dartmouth	70 61									
158	A La Salle	66 64									
203	H Dartmouth	70 65									
68	N Buffalo	74 62									

Non-Div I Games:

Harvard

Average RPI Win:	267	WON-LOST	WINNING	LAST 10	STRENGTH OF	OPP. STRENGTH	TEAM	ADJ.	CONF.	ADJ CONF.
Average RPI Loss:	124	RECORD	PCT. RANK	GAMES	SCHEDULE	OF SCHEDULE	RPI	RPI	RPI	RPI
DIV. I ONLY	7- 11	230	5- 5	144	183	216	216	23	23	
DIV. I NON-CONF.	3- 8	262	1- 3	66	121	223	223	23	23	
TOTALS	RPI 1-25	RPI 26-50	W-L RECORDS	RPI 51-100	RPI 101-150	RPI 150+				
7- 11	0- 2	0- 1	OVERALL	0- 4	0- 0	7- 4				
6- 3	0- 1	0- 1	HOME	0- 0	0- 0	6- 1				
1- 8	0- 1	0- 0	AWAY	0- 4	0- 0	1- 3				
0- 0	0- 0	0- 0	NEUTRAL	0- 0	0- 0	0- 0				
3- 8	0- 2	0- 1	NON-CONFERENCE	0- 2	0- 0	3- 3				
3- 3	0- 1	0- 1	HOME	0- 0	0- 0	3- 1				
0- 5	0- 1	0- 0	AWAY	0- 2	0- 0	0- 2				
0- 0	0- 0	0- 0	NEUTRAL	0- 0	0- 0	0- 0				
4- 3	0- 0	0- 0	CONFERENCE	0- 2	0- 0	4- 1				
3- 0	0- 0	0- 0	HOME	0- 0	0- 0	3- 0				
1- 3	0- 0	0- 0	AWAY	0- 2	0- 0	1- 1				
0- 0	0- 0	0- 0	NEUTRAL	0- 0	0- 0	0- 0				

RPI 1-25				RPI 26-50				RPI 51-100				RPI 101+ Team's RPI: 216			
RPI	S	Opponent	Score	RPI	S	Opponent	Score	RPI	S	Opponent	Score	RPI	S	Opponent	Score
4	H	Mississippi St.	41 66	37	H	Oregon	49 86	64	A	Boise St.	49 61	179	H	New Mexico St.	56 53
9	A	UCLA	49 72					73	A	Southern California	44 76	194	H	San Jose St.	61 77
								78	A	Long Beach St.	57 68	215	H	Grand Canyon	51 47
								100	A	UC Davis	55 70	234	A	UC Santa Barbara	62 74
												249	A	Cal Poly	87 79
												249	H	Cal Poly	66 57
												269	A	Nevada	59 67
												297	A	CSU Bakersfield	51 58
												307	H	Youngstown St.	72 50
												329	H	UC Irvine	79 62
												340	H	Cal St. Fullerton	60 50
LAST 12 Division I GAMES:															
249	H	Cal Poly	66 57	78	A	Long Beach St.	57 68	215	H	Grand Canyon	51 47				
329	H	UC Irvine	79 62	64	A	Boise St.	49 61	269	A	Nevada	59 67				
234	A	UC Santa Barbara	62 74	9	A	UCLA	49 72	4	H	Mississippi St.	41 66				
249	A	Cal Poly	87 79												
340	H	Cal St. Fullerton	60 50												
100	A	UC Davis	55 70												

Non-Div I Games: Hawaii Pacific 88 54

Hawaii

■ Loss,
 ■ Non-Conf, S Site,
 ■ Home
 ■ Away
 N Neutral

Average RPI Win: 273		WON-LOST	WINNING	LAST 10	STRENGTH OF	OPP. STRENGTH	TEAM	ADJ.	CONF.	ADJ CONF.
Average RPI Loss: 202		RECORD	PCT. RANK	GAMES	SCHEDULE	OF SCHEDULE	RPI	RPI	RPI	RPI
DIV. I ONLY		4- 13	304	4- 6	240	321	318	318	28	28
DIV. I NON-CONF.		0- 9	335	0- 3	211	274	341	341	28	28
TOTALS		RPI 1-25	RPI 26-50	W-L RECORDS	RPI 51-100	RPI 101-150	RPI 150+			
4- 13	0- 0		0- 0	OVERALL	0- 3	0- 1	4- 9			
3- 5	0- 0		0- 0	HOME	0- 1	0- 0	3- 4			
1- 8	0- 0		0- 0	AWAY	0- 0	0- 0	1- 0			
0- 0	0- 0		0- 0	NEUTRAL	0- 0	0- 0	0- 0			
0- 9	0- 0		0- 0	NON-CONFERENCE	0- 3	0- 0	0- 6			
0- 4	0- 0		0- 0	HOME	0- 1	0- 0	0- 3			
0- 5	0- 0		0- 0	AWAY	0- 2	0- 0	0- 3			
0- 0	0- 0		0- 0	NEUTRAL	0- 0	0- 0	0- 0			
4- 4	0- 0		0- 0	CONFERENCE	0- 0	0- 1	4- 3			
3- 1	0- 0		0- 0	HOME	0- 0	0- 0	3- 1			
1- 3	0- 0		0- 0	AWAY	0- 0	0- 1	1- 2			
0- 0	0- 0		0- 0	NEUTRAL	0- 0	0- 0	0- 0			

RPI 1-25				RPI 26-50				RPI 51-100				RPI 101+				Team's RPI: 318	
RPI	S	Opponent	Score	RPI	S	Opponent	Score	RPI	S	Opponent	Score	RPI	S	Opponent	Score		
								54	A	West Virginia	59	82	109	A	Radford	56	59
								61	H	Ohio	48	76	165	H	Stetson	47	81
								98	A	Ole Miss	62	73	193	A	UAB	66	75
													206	A	Campbell	33	58
													222	A	UNC Asheville	76	60
													259	H	Presbyterian	87	60
													273	H	UNCG	67	69
													283	H	Norfolk St.	60	63
													285	H	Gardner-Webb	71	69
													286	H	Charleston So.	68	74
													289	A	Davidson	72	82
													301	A	Western Caro.	64	73
													308	A	Liberty	74	81
													325	H	Winthrop	88	43
LAST 12 Division I GAMES:																	
				259	H	Presbyterian	87	60	308	A	Liberty	74	81				
				206	A	Campbell	33	58	325	H	Winthrop	88	43				
				285	H	Gardner-Webb	71	69	273	H	UNCG	67	69				
				109	A	Radford	56	59	301	A	Western Caro.	64	73				
				222	A	UNC Asheville	76	60	289	A	Davidson	72	82				
				286	H	Charleston So.	68	74	165	H	Stetson	47	81				

Non-Div I Games:	Spring Hill	74	58	Brevard	89	42
------------------	-------------	----	----	---------	----	----

High Point

Loss, Non-Conf, S Site, H Home A Away N Neutral

Average RPI Win: 214	WON-LOST	WINNING	LAST 10	STRENGTH OF	OPP. STRENGTH	TEAM	ADJ.	CONF.	ADJ CONF.
Average RPI Loss: 125	RECORD	PCT. RANK	GAMES	SCHEDULE	OF SCHEDULE	RPI	RPI	RPI	RPI
DIV. I ONLY	8- 11	220	2- 8	138	175	186	186	8	8
DIV. I NON-CONF.	7- 4	114	3- 1	176	301	114	114	8	8

TOTALS	RPI 1-25	RPI 26-50	W-L RECORDS	RPI 51-100	RPI 101-150	RPI 150+			
8- 11	0- 0	0- 2	OVERALL	1- 2	1- 3	6- 4			
4- 5	0- 0	0- 1	HOME	0- 0	0- 2	4- 2			
4- 6	0- 0	0- 1	AWAY	1- 2	1- 1	2- 2			
0- 0	0- 0	0- 0	NEUTRAL	0- 0	0- 0	0- 0			
7- 4	0- 0	0- 0	NON-CONFERENCE	1- 1	1- 2	5- 1			
4- 1	0- 0	0- 0	HOME	0- 0	0- 1	4- 0			
3- 3	0- 0	0- 0	AWAY	1- 1	1- 1	1- 1			
0- 0	0- 0	0- 0	NEUTRAL	0- 0	0- 0	0- 0			
1- 7	0- 0	0- 2	CONFERENCE	0- 1	0- 1	1- 3			
0- 4	0- 0	0- 1	HOME	0- 0	0- 1	0- 2			
1- 3	0- 0	0- 1	AWAY	0- 1	0- 0	1- 1			
0- 0	0- 0	0- 0	NEUTRAL	0- 0	0- 0	0- 0			

RPI 1-25				RPI 26-50				RPI 51-100				RPI 101+				Team's RPI: 186	
RPI	S	Opponent	Score	RPI	S	Opponent	Score	RPI	S	Opponent	Score	RPI	S	Opponent	Score		
				27	H	Elon	53 64	68	A	Buffalo	50 74	105	A	Navy	69 78		
				50	A	James Madison	57 93	69	A	Drexel	43 65	115	H	Delaware	56 73		
								100	A	UC Davis	64 60	127	H	Hartford	67 69		
												137	A	Saint Joseph's	75 64		
												157	H	Northeastern	51 53		
												159	A	Towson	70 61		
												192	A	Col. of Charleston	55 71		
												207	H	American	72 67		
												220	H	UNCW	54 56		
												244	A	Stony Brook	67 64		
												246	A	Sacramento St.	85 97		
												248	H	Marist	62 42		
												274	H	Massachusetts	71 55		
												341	H	Delaware St.	64 44		
LAST 12 Division I GAMES:																	
				27	H	Elon	53 64	50	A	James Madison	57 93						
				192	A	Col. of Charleston	55 71	157	H	Northeastern	51 53						
				69	A	Drexel	43 65	127	H	Hartford	67 69						
				220	H	UNCW	54 56	137	A	Saint Joseph's	75 64						
				115	H	Delaware	56 73	207	H	American	72 67						
				159	A	Towson	70 61	274	H	Massachusetts	71 55						

Non-Div I Games:

Hofstra

■ Loss,
 ■ Non-Conf,
 ■ S Site,
 ■ H Home
 ■ A Away
 N Neutral

Holy Cross

Through Games Of Jan. 29, 2017

Average RPI Win:	286	WON-LOST	WINNING	LAST 10	STRENGTH OF	OPP. STRENGTH	TEAM	ADJ.	CONF.	ADJ CONF.
Average RPI Loss:	170	RECORD	PCT. RANK	GAMES	SCHEDULE	OF SCHEDULE	RPI	RPI	RPI	RPI
DIV. I ONLY	5- 15	296	3- 7	243	259	306	306	25	25	
DIV. I NON-CONF.	2- 9	293	1- 2	282	247	335	335	25	25	
TOTALS	RPI 1-25	RPI 26-50	W-L RECORDS	RPI 51-100	RPI 101-150	RPI 150+				
5- 15	0- 0	0- 3	OVERALL	0- 1	0- 3	5- 8				
3- 7	0- 0	0- 1	HOME	0- 1	0- 2	3- 3				
2- 8	0- 0	0- 2	AWAY	0- 0	0- 1	2- 5				
0- 0	0- 0	0- 0	NEUTRAL	0- 0	0- 0	0- 0				
2- 9	0- 0	0- 2	NON-CONFERENCE	0- 1	0- 1	2- 5				
2- 3	0- 0	0- 1	HOME	0- 1	0- 1	2- 0				
0- 6	0- 0	0- 1	AWAY	0- 0	0- 0	0- 5				
0- 0	0- 0	0- 0	NEUTRAL	0- 0	0- 0	0- 0				
3- 6	0- 0	0- 1	CONFERENCE	0- 0	0- 2	3- 3				
1- 4	0- 0	0- 0	HOME	0- 0	0- 1	1- 3				
2- 2	0- 0	0- 1	AWAY	0- 0	0- 1	2- 0				
0- 0	0- 0	0- 0	NEUTRAL	0- 0	0- 0	0- 0				

RPI S	Opponent	Score	RPI S	Opponent	Score	RPI S	Opponent	Score	RPI S	Opponent	Score	Team's RPI: 306
26	A Arizona St.	33 63	92	H Penn St.	48 84	105	A Navy	56 57				
45	A Bucknell	48 77				105	H Navy	71 73				
48	H Quinnipiac	55 78				136	H Yale	70 71				
						161	H Army West Point	59 67				
						203	A Dartmouth	49 53				
						207	A American	61 60				
						235	A Manhattan	56 60				
						248	H Marist	50 46				
						272	H Colgate	54 62				
						274	A Massachusetts	66 69				
						279	A Vermont	52 63				
						280	H Boston U.	49 66				
						293	A Bryant	74 76				
						314	H Lehigh	65 47				
						324	A Lafayette	67 61				
						338	H UMass Lowell	62 47				
LAST 12 Division I GAMES:												
105	H Navy	71 73	272	H Colgate	54 62							
207	A American	61 60	105	A Navy	56 57							
161	H Army West Point	59 67	280	H Boston U.	49 66							
314	H Lehigh	65 47	26	A Arizona St.	33 63							
324	A Lafayette	67 61	274	A Massachusetts	66 69							
45	A Bucknell	48 77	338	H UMass Lowell	62 47							

Non-Div I Games:

Holy Cross

Loss, Non-Conf, S Site, H Home A Away N Neutral

Average RPI Win: 219	WON-LOST	WINNING	LAST 10	STRENGTH OF	OPP. STRENGTH	TEAM	ADJ.	CONF.	ADJ CONF.
Average RPI Loss: 100	RECORD	PCT. RANK	GAMES	SCHEDULE	OF SCHEDULE	RPI	RPI	RPI	RPI
DIV. I ONLY	8- 13	235	2- 8	80	115	167	167	5	5
DIV. I NON-CONF.	7- 6	157	3- 1	156	243	149	149	6	6

TOTALS	RPI 1-25	RPI 26-50	W-L RECORDS	RPI 51-100	RPI 101-150	RPI 150+			
8- 13	0- 1	0- 3	OVERALL	0- 2	2- 4	6- 3			
5- 5	0- 0	0- 1	HOME	0- 0	1- 3	4- 1			
3- 7	0- 1	0- 2	AWAY	0- 2	1- 0	2- 2			
0- 1	0- 0	0- 0	NEUTRAL	0- 0	0- 1	0- 0			
7- 6	0- 0	0- 1	NON-CONFERENCE	0- 2	1- 2	6- 1			
4- 2	0- 0	0- 0	HOME	0- 0	0- 1	4- 1			
3- 3	0- 0	0- 1	AWAY	0- 2	1- 0	2- 0			
0- 1	0- 0	0- 0	NEUTRAL	0- 0	0- 1	0- 0			
1- 7	0- 1	0- 2	CONFERENCE	0- 0	1- 2	0- 2			
1- 3	0- 0	0- 1	HOME	0- 0	1- 2	0- 0			
0- 4	0- 1	0- 1	AWAY	0- 0	0- 0	0- 2			
0- 0	0- 0	0- 0	NEUTRAL	0- 0	0- 0	0- 0			

RPI 1-25				RPI 26-50				RPI 51-100				RPI 101+ Team's RPI: 167			
RPI	S	Opponent	Score	RPI	S	Opponent	Score	RPI	S	Opponent	Score	RPI	S	Opponent	Score
1	A	UConn	42 91	30	H	Temple	57 69	78	A	Long Beach St.	55 65	108	H	SMU	45 66
				35	A	Tulane	56 82	90	A	UNLV	53 64	116	H	Mercer	60 64
				46	A	Texas Tech	60 84					121	N	Central Ark.	55 69
												129	H	UCF	48 62
												141	H	Tulsa	71 66
												150	A	UTSA	56 49
												168	A	Cincinnati	64 85
												175	A	Memphis	65 66
												182	H	Rutgers	53 51
												192	H	Col. of Charleston	79 63
												196	A	Louisiana	69 64
												202	H	Texas St.	56 61
												256	A	UTRGV	68 52
												298	H	Alcorn	85 70
												336	H	Southeastern La.	83 80
LAST 12 Division I GAMES:															
1	A	UConn	42 91	168	A	Cincinnati	64 85								
175	A	Memphis	65 66	141	H	Tulsa	71 66								
108	H	SMU	45 66	298	H	Alcorn	85 70								
30	H	Temple	57 69	121	N	Central Ark.	55 69								
35	A	Tulane	56 82	150	A	UTSA	56 49								
129	H	UCF	48 62	196	A	Louisiana	69 64								

Non-Div I Games:

Houston

 Loss,
 Non-Conf,
 S Site,
 H Home
 A Away
N Neutral

Houston Baptist

Through Games Of Jan. 29, 2017

Average RPI Win:	340	WON-LOST	WINNING	LAST 10	STRENGTH OF	OPP. STRENGTH	TEAM	ADJ.	CONF.	ADJ CONF.
Average RPI Loss:	181	RECORD	PCT. RANK	GAMES	SCHEDULE	OF SCHEDULE	RPI	RPI	RPI	RPI
DIV. I ONLY	2- 14	333	2- 8	253	288	334	334	27	27	
DIV. I NON-CONF.	0- 8	335	0- 3	112	178	318	318	26	26	
TOTALS	RPI 1-25	RPI 26-50	W-L RECORDS	RPI 51-100	RPI 101-150	RPI 150+				
2- 14	0- 2	0- 0	OVERALL	0- 1	0- 4	2- 7				
2- 7	0- 0	0- 0	HOME	0- 0	0- 3	2- 4				
0- 7	0- 0	0- 0	AWAY	0- 0	0- 0	0- 1				
0- 0	0- 0	0- 0	NEUTRAL	0- 0	0- 0	0- 0				
0- 8	0- 2	0- 0	NON-CONFERENCE	0- 0	0- 3	0- 3				
0- 4	0- 0	0- 0	HOME	0- 0	0- 2	0- 2				
0- 4	0- 2	0- 0	AWAY	0- 0	0- 1	0- 1				
0- 0	0- 0	0- 0	NEUTRAL	0- 0	0- 0	0- 0				
2- 6	0- 0	0- 0	CONFERENCE	0- 1	0- 1	2- 4				
2- 3	0- 0	0- 0	HOME	0- 0	0- 1	2- 2				
0- 3	0- 0	0- 0	AWAY	0- 1	0- 0	0- 2				
0- 0	0- 0	0- 0	NEUTRAL	0- 0	0- 0	0- 0				










































































RPI 1-25				RPI 26-50				RPI 51-100				RPI 101+ Team's RPI: 334			
RPI	S	Opponent	Score	RPI	S	Opponent	Score	RPI	S	Opponent	Score	RPI	S	Opponent	Score
5	A	Baylor	43 118					85	A	SFA	49 86	107	A	Arkansas	40 101
13	A	Texas	46 98									121	H	Central Ark.	49 80
												135	H	Oral Roberts	65 75
												149	H	Rice	53 79
												184	H	New Orleans	63 73
												204	H	Texas Southern	34 50
												271	A	McNeese	53 68
												282	A	UTEP	45 75
												312	A	Nicholls St.	57 76
												328	H	La.-Monroe	65 77
												335	H	Incarinate Word	68 51
												336	H	Southeastern La.	71 87
												345	H	Sam Houston St.	61 51
LAST 12 Division I GAMES:															
312	A	Nicholls St.	57 76	345	H	Sam Houston St.	61 51								
184	H	New Orleans	63 73	85	A	SFA	49 86								
335	H	Incarinate Word	68 51	107	A	Arkansas	40 101								
121	H	Central Ark.	49 80	328	H	La.-Monroe	65 77								
271	A	McNeese	53 68	204	H	Texas Southern	34 50								
336	H	Southeastern La.	71 87	282	A	UTEP	45 75								

Non-Div I Games: S'western Assemblie71 52 Arlington Baptist 75 55

Houston Baptist

Loss, Non-Conf, S Site, H Home A Away N Neutral

Average RPI Win: 310	WON-LOST	WINNING	LAST 10	STRENGTH OF	OPP. STRENGTH	TEAM	ADJ.	CONF.	ADJ CONF.
Average RPI Loss: 185	RECORD	PCT. RANK	GAMES	SCHEDULE	OF SCHEDULE	RPI	RPI	RPI	RPI
DIV. I ONLY	9- 9	164	7- 3	332	335	241	241	32	32
DIV. I NON-CONF.	4- 8	230	3- 3	257	339	253	253	31	31
TOTALS	RPI 1-25	RPI 26-50	W-L RECORDS	RPI 51-100	RPI 101-150	RPI 150+			
9- 9	0- 0	0- 1	OVERALL	0- 2	0- 0	9- 6			
5- 1	0- 0	0- 0	HOME	0- 0	0- 0	5- 1			
4- 8	0- 0	0- 1	AWAY	0- 2	0- 0	4- 5			
0- 0	0- 0	0- 0	NEUTRAL	0- 0	0- 0	0- 0			
4- 8	0- 0	0- 1	NON-CONFERENCE	0- 2	0- 0	4- 5			
2- 1	0- 0	0- 0	HOME	0- 0	0- 0	2- 1			
2- 7	0- 0	0- 1	AWAY	0- 2	0- 0	2- 4			
0- 0	0- 0	0- 0	NEUTRAL	0- 0	0- 0	0- 0			
5- 1	0- 0	0- 0	CONFERENCE	0- 0	0- 0	5- 1			
3- 0	0- 0	0- 0	HOME	0- 0	0- 0	3- 0			
2- 1	0- 0	0- 0	AWAY	0- 0	0- 0	2- 1			
0- 0	0- 0	0- 0	NEUTRAL	0- 0	0- 0	0- 0			

RPI S	Opponent	Score	RPI S	Opponent	Score	RPI S	Opponent	Score	RPI S	Opponent	Score	Team's RPI: 241
			32 	 Michigan	41  109	54 	 West Virginia	49  95	168 	 Cincinnati	56  66	
						82 	 Cornell	55  67	190 	 Brown	78  83	
									238 	 UMES	72 71	
									247 	 Robert Morris	42  59	
									275 	 N.C. A&T	55  63	
									279 	 Vermont	64 57	
									299 	 Coppin St.	66 58	
									305 	 NJIT	55  70	
									309 	 Savannah St.	55 49	
									310 	 St. Francis Brooklyn	78 63	
									316 	 Ill.-Chicago	63  70	
									330 	 Mt. St. Mary's	95 62	
									337 	 N.C. Central	73 50	
									343 	 Fairleigh Dickinson	71 68	
									347 	 Florida A&M	72 58	
LAST 12 Division I GAMES:												
309 	 Savannah St.	55 49	279 	 Vermont	64 57							
337 	 N.C. Central	73 50	343 	 Fairleigh Dickinson	71 68							
275 	 N.C. A&T	55  63	316 	 Ill.-Chicago	63  70							
299 	 Coppin St.	66 58	305 	 NJIT	55  70							
238 	 UMES	72 71	330 	 Mt. St. Mary's	95 62							
347 	 Florida A&M	72 58	247 	 Robert Morris	42  59							

Non-Div I Games:

Howard

Average RPI Win:	195	WON-LOST	WINNING	LAST 10	STRENGTH OF	OPP. STRENGTH	TEAM	ADJ.	CONF.	ADJ CONF.
Average RPI Loss:	78	RECORD	PCT. RANK	GAMES	SCHEDULE	OF SCHEDULE	RPI	RPI	RPI	RPI
DIV. I ONLY	14- 6	71	6- 3	122	153	70	70	11	11	
DIV. I NON-CONF.	8- 3	67	1- 1	118	142	74	74	9	9	
TOTALS	RPI 1-25	RPI 26-50	W-L RECORDS	RPI 51-100	RPI 101-150	RPI 150+				
14- 6	0- 0	1- 1	OVERALL	1- 4	4- 0	8- 1				
7- 2	0- 0	1- 0	HOME	0- 2	2- 0	4- 0				
7- 4	0- 0	0- 1	AWAY	1- 2	2- 0	4- 1				
0- 0	0- 0	0- 0	NEUTRAL	0- 0	0- 0	0- 0				
8- 3	0- 0	1- 0	NON-CONFERENCE	1- 3	1- 0	5- 0				
3- 2	0- 0	1- 0	HOME	0- 2	0- 0	2- 0				
5- 1	0- 0	0- 0	AWAY	1- 1	1- 0	3- 0				
0- 0	0- 0	0- 0	NEUTRAL	0- 0	0- 0	0- 0				
6- 3	0- 0	0- 1	CONFERENCE	0- 1	3- 0	3- 1				
4- 0	0- 0	0- 0	HOME	0- 0	2- 0	2- 0				
2- 3	0- 0	0- 1	AWAY	0- 1	1- 0	1- 1				
0- 0	0- 0	0- 0	NEUTRAL	0- 0	0- 0	0- 0				

RPI S	Opponent	Score	RPI S	Opponent	Score	RPI S	Opponent	Score	RPI S	Opponent	Score
36	H Missouri	73 45	38	A South Dakota St.	49 68	58	H UNI	62 69	101	A Western Ill.	76 72
						61	H Ohio	65 71	101	H Western Ill.	66 52
						63	A South Dakota	62 75	128	A VCU	71 62
						80	A Belmont	72 78	135	H Oral Roberts	53 41
						93	A Purdue	67 62	166	A Omaha	44 64
									189	A Indiana St.	45 35
									209	A Miami (OH)	65 53
									262	H Ga. Southern	83 57
									266	H Tennessee Tech	77 63
									284	H North Dakota St.	71 58
									295	H Denver	71 49
									316	A Ill.-Chicago	67 57
									317	A Fort Wayne	62 48
LAST 12 Division I GAMES:											
317	A Fort Wayne	62 48	63	A South Dakota	62 75						
101	A Western Ill.	76 72	166	A Omaha	44 64						
284	H North Dakota St.	71 58	101	H Western Ill.	66 52						
135	H Oral Roberts	53 41	93	A Purdue	67 62						
295	H Denver	71 49	80	A Belmont	72 78						
38	A South Dakota St.	49 68	266	H Tennessee Tech	77 63						

Non-Div I Games: Oakland City 95 62 Ind.-Northwest 89 36

IUPUI

Loss, Non-Conf, S Site, H Home A Away N Neutral

Idaho

Through Games Of Jan. 29, 2017

Average RPI Win:	264	WON-LOST	WINNING	LAST 10	STRENGTH OF	OPP. STRENGTH	TEAM	ADJ.	CONF.	ADJ CONF.
Average RPI Loss:	92	RECORD	PCT. RANK	GAMES	SCHEDULE	OF SCHEDULE	RPI	RPI	RPI	RPI
DIV. I ONLY	8- 10	211	5- 4	157	143	154	154	21	21	
DIV. I NON-CONF.	3- 6	230	0- 1	21	74	86	86	19	19	
TOTALS	RPI 1-25	RPI 26-50	W-L RECORDS	RPI 51-100	RPI 101-150	RPI 150+				
8- 10	0- 2	0- 1	OVERALL	1- 4	0- 0	7- 3				
2- 2	0- 0	0- 0	HOME	0- 1	0- 0	2- 1				
6- 5	0- 0	0- 0	AWAY	1- 0	0- 0	5- 0				
0- 3	0- 1	0- 0	NEUTRAL	0- 2	0- 0	0- 0				
3- 6	0- 2	0- 1	NON-CONFERENCE	1- 2	0- 0	2- 1				
0- 0	0- 0	0- 0	HOME	0- 0	0- 0	0- 0				
3- 3	0- 1	0- 1	AWAY	1- 0	0- 0	2- 1				
0- 3	0- 1	0- 0	NEUTRAL	0- 2	0- 0	0- 0				
5- 4	0- 0	0- 0	CONFERENCE	0- 2	0- 0	5- 2				
2- 2	0- 0	0- 0	HOME	0- 1	0- 0	2- 1				
3- 2	0- 0	0- 0	AWAY	0- 1	0- 0	3- 1				
0- 0	0- 0	0- 0	NEUTRAL	0- 0	0- 0	0- 0				

RPI 1-25				RPI 26-50				RPI 51-100				RPI 101+ Team's RPI: 154			
RPI	S	Opponent	Score	RPI	S	Opponent	Score	RPI	S	Opponent	Score	RPI	S	Opponent	Score
7	N	Oregon St.	49 60	37	A	Oregon	70 73	58	N	UNI	74 76	155	A	Eastern Wash.	57 67
12	A	Washington	53 105					67	A	Montana St.	64 80	210	H	Idaho St.	60 67
								67	H	Montana St.	61 66	215	A	Grand Canyon	60 64
								90	N	UNLV	61 73	230	A	Seattle U	68 64
								94	A	Wyoming	74 71	250	A	Southern Utah	85 68
												257	H	Weber St.	95 77
												276	A	Northern Ariz.	91 80
												333	A	Montana	86 59
												333	H	Montana	75 50
												340	A	Cal St. Fullerton	88 86
LAST 12 Division I GAMES:															
333	H	Montana	75 50	67	A	Montana St.	64 80								
67	H	Montana St.	61 66	333	A	Montana	86 59								
276	A	Northern Ariz.	91 80	155	A	Eastern Wash.	57 67								
250	A	Southern Utah	85 68	37	A	Oregon	70 73								
210	H	Idaho St.	60 67	94	A	Wyoming	74 71								
257	H	Weber St.	95 77	90	N	UNLV	61 73								

Non-Div I Games: Lewis-Clark St. 85 49 Central Wash. 79 45

Idaho

Loss, Non-Conf, S Site, H Home A Away N Neutral

Average RPI Win:	251	WON-LOST	WINNING	LAST 10	STRENGTH OF	OPP. STRENGTH	TEAM	ADJ.	CONF.	ADJ CONF.
Average RPI Loss:	129	RECORD	PCT. RANK	GAMES	SCHEDULE	OF SCHEDULE	RPI	RPI	RPI	RPI
DIV. I ONLY	9- 9	164	5- 4	281	155	210	210	21	21	
DIV. I NON-CONF.	5- 5	165	3- 0	323	73	213	213	19	19	
TOTALS	RPI 1-25	RPI 26-50	W-L RECORDS	RPI 51-100	RPI 101-150	RPI 150+				
9- 9	0- 1	0- 1	OVERALL	1- 2	0- 2	8- 3				
6- 2	0- 0	0- 0	HOME	1- 1	0- 1	5- 0				
2- 6	0- 0	0- 0	AWAY	0- 0	0- 0	2- 0				
1- 1	0- 0	0- 1	NEUTRAL	0- 0	0- 0	1- 0				
5- 5	0- 1	0- 1	NON-CONFERENCE	0- 1	0- 1	5- 1				
3- 0	0- 0	0- 0	HOME	0- 0	0- 0	3- 0				
1- 4	0- 1	0- 0	AWAY	0- 1	0- 1	1- 1				
1- 1	0- 0	0- 1	NEUTRAL	0- 0	0- 0	1- 0				
4- 4	0- 0	0- 0	CONFERENCE	1- 1	0- 1	3- 2				
3- 2	0- 0	0- 0	HOME	1- 1	0- 1	2- 0				
1- 2	0- 0	0- 0	AWAY	0- 0	0- 0	1- 2				
0- 0	0- 0	0- 0	NEUTRAL	0- 0	0- 0	0- 0				

RPI 1-25				RPI 26-50				RPI 51-100				RPI 101+ Team's RPI: 210			
RPI	S	Opponent	Score	RPI	S	Opponent	Score	RPI	S	Opponent	Score	RPI	S	Opponent	Score
7	A	Oregon St.	38 61	50	N	James Madison	53 83	67	H	Montana St.	67 59	144	A	Santa Clara	78 82
								77	A	Colorado	56 85	148	H	North Dakota	62 65
								97	H	Northern Colo.	62 77	154	A	Idaho	67 60
												155	A	Eastern Wash.	41 58
												201	A	Wisconsin	42 35
												225	A	Utah St.	56 69
												257	A	Weber St.	43 50
												257	H	Weber St.	57 52
												289	N	Davidson	70 58
												295	H	Denver	65 64
												329	H	UC Irvine	65 54
												331	H	Utah Valley	61 56
												333	H	Montana	61 43
LAST 12 Division I GAMES:															
257	H	Weber St.	57 52	67	H	Montana St.	67 59	333	H	Montana	61 43				
148	H	North Dakota	62 65	331	H	Utah Valley	61 56	295	H	Denver	65 64				
97	H	Northern Colo.	62 77	201	A	Wisconsin	42 35	77	A	Colorado	56 85				
154	A	Idaho	67 60												
155	A	Eastern Wash.	41 58												
257	A	Weber St.	43 50												

Non-Div I Games: Montana Tech 77 55

Idaho St.

Average RPI Win:	281	WON-LOST	WINNING	LAST 10	STRENGTH OF	OPP. STRENGTH	TEAM	ADJ.	CONF.	ADJ CONF.
Average RPI Loss:	169	RECORD	PCT. RANK	GAMES	SCHEDULE	OF SCHEDULE	RPI	RPI	RPI	RPI
DIV. I ONLY	2- 17	336	1- 9	146	271	316	316	22	22	
DIV. I NON-CONF.	1- 8	314	1- 1	161	227	300	300	21	21	
TOTALS	RPI 1-25	RPI 26-50	W-L RECORDS	RPI 51-100	RPI 101-150	RPI 150+				
2- 17	0- 0	0- 2	OVERALL	0- 3	0- 2	2- 10				
1- 8	0- 0	0- 1	HOME	0- 1	0- 1	1- 5				
1- 9	0- 0	0- 1	AWAY	0- 2	0- 1	1- 5				
0- 0	0- 0	0- 0	NEUTRAL	0- 0	0- 0	0- 0				
1- 8	0- 0	0- 1	NON-CONFERENCE	0- 3	0- 1	1- 3				
0- 4	0- 0	0- 0	HOME	0- 1	0- 0	0- 3				
1- 4	0- 0	0- 1	AWAY	0- 2	0- 1	1- 0				
0- 0	0- 0	0- 0	NEUTRAL	0- 0	0- 0	0- 0				
1- 9	0- 0	0- 1	CONFERENCE	0- 0	0- 1	1- 7				
1- 4	0- 0	0- 1	HOME	0- 0	0- 1	1- 2				
0- 5	0- 0	0- 0	AWAY	0- 0	0- 0	0- 5				
0- 0	0- 0	0- 0	NEUTRAL	0- 0	0- 0	0- 0				

RPI S	Opponent	Score	RPI S	Opponent	Score	RPI S	Opponent	Score	RPI S	Opponent	Score	Team's RPI: 316
29	H Green Bay	65 79	70	H IUPUI	57 67	103	A Toledo	51 79				
41	A Northwestern	44 88	71	A Virginia	39 76	140	H Wright St.	54 73				
			95	A Central Mich.	55 77	160	A Milwaukee	55 83				
						160	H Milwaukee	65 88				
						174	A Detroit	76 98				
						191	A Cleveland St.	59 77				
						199	A Oakland	58 81				
						233	H Bradley	56 65				
						241	A Howard	70 63				
						268	H Northern Ky.	37 58				
						307	A Youngstown St.	54 70				
						313	H Illinois St.	52 59				
						317	H Fort Wayne	55 61				
						321	H Valparaiso	74 60				
LAST 12 Division I GAMES:												
321	H Valparaiso	74 60	29	H Green Bay	65 79							
268	H Northern Ky.	37 58	160	H Milwaukee	65 88							
140	H Wright St.	54 73	174	A Detroit	76 98							
160	A Milwaukee	55 83	199	A Oakland	58 81							
191	A Cleveland St.	59 77	233	H Bradley	56 65							
307	A Youngstown St.	54 70	241	A Howard	70 63							

Non-Div I Games: Lake Forest 84 48 Robert Morris (IL) 106 58

Ill.-Chicago

Loss, Non-Conf, S Site, H Home A Away N Neutral

Average RPI Win:	195	WON-LOST	WINNING	LAST 10	STRENGTH OF	OPP. STRENGTH	TEAM	ADJ.	CONF.	ADJ CONF.
Average RPI Loss:	83	RECORD	PCT. RANK	GAMES	SCHEDULE	OF SCHEDULE	RPI	RPI	RPI	RPI
DIV. I ONLY	8- 14	247	3- 7	50	88	180	180	6	6	
DIV. I NON-CONF.	5- 8	218	1- 2	61	273	201	201	5	5	
TOTALS	RPI 1-25	RPI 26-50	W-L RECORDS	RPI 51-100	RPI 101-150	RPI 150+				
8- 14	0- 1	0- 2	OVERALL	2- 8	1- 1	5- 2				
8- 5	0- 1	0- 0	HOME	2- 1	1- 1	5- 2				
0- 9	0- 0	0- 2	AWAY	0- 7	0- 0	0- 0				
0- 0	0- 0	0- 0	NEUTRAL	0- 0	0- 0	0- 0				
5- 8	0- 0	0- 0	NON-CONFERENCE	1- 5	1- 1	3- 2				
5- 4	0- 0	0- 0	HOME	1- 1	1- 1	3- 2				
0- 4	0- 0	0- 0	AWAY	0- 4	0- 0	0- 0				
0- 0	0- 0	0- 0	NEUTRAL	0- 0	0- 0	0- 0				
3- 6	0- 1	0- 2	CONFERENCE	1- 3	0- 0	2- 0				
3- 1	0- 1	0- 0	HOME	1- 0	0- 0	2- 0				
0- 5	0- 0	0- 2	AWAY	0- 3	0- 0	0- 0				
0- 0	0- 0	0- 0	NEUTRAL	0- 0	0- 0	0- 0				

RPI	S	Opponent	Score	RPI	S	Opponent	Score	RPI	S	Opponent	Score	RPI	S	Opponent	Score	Team's RPI: 180
19	H	Maryland	49 94	31	A	Ohio St.	64 88	51	A	Iowa	58 78	116	H	Mercer	33 51	
				47	A	Minnesota	50 78	51	H	Iowa	70 65	140	H	Wright St.	76 72	
								52	H	Wake Forest	70 79	163	H	Nebraska	79 59	
								61	A	Ohio	68 80	175	H	Memphis	54 64	
								63	A	South Dakota	68 77	182	H	Rutgers	78 41	
								65	A	Michigan St.	47 71	219	H	Marshall	53 55	
								75	A	George Washington	56 72	294	H	USC Upstate	77 57	
								87	H	FGCU	82 73	317	H	Fort Wayne	56 33	
								92	A	Penn St.	66 82	322	H	Ark.-Pine Bluff	70 58	
								95	A	Central Mich.	51 82					
LAST 12 Division I GAMES:																
92	A	Penn St.	66 82	182	H	Rutgers	78 41									
19	H	Maryland	49 94	65	A	Michigan St.	47 71									
31	A	Ohio St.	64 88	51	H	Iowa	70 65									
47	A	Minnesota	50 78	61	A	Ohio	68 80									
163	H	Nebraska	79 59	95	A	Central Mich.	51 82									
51	A	Iowa	58 78	87	H	FGCU	82 73									

Non-Div I Games:

Illinois

■ Loss,
 ■ Non-Conf,
 ■ S Site,
 ■ H Home
 ■ A Away
 N Neutral

Average RPI Win:	291	WON-LOST	WINNING	LAST 10	STRENGTH OF	OPP. STRENGTH	TEAM	ADJ.	CONF.	ADJ CONF.
Average RPI Loss:	145	RECORD	PCT. RANK	GAMES	SCHEDULE	OF SCHEDULE	RPI	RPI	RPI	RPI
DIV. I ONLY	5- 15	296	2- 8	252	170	313	313	16	16	
DIV. I NON-CONF.	3- 8	262	0- 3	264	199	303	303	14	14	
TOTALS	RPI 1-25	RPI 26-50	W-L RECORDS	RPI 51-100	RPI 101-150	RPI 150+				
5- 15	0- 0	0- 2	OVERALL	0- 2	0- 3	5- 8				
4- 7	0- 0	0- 1	HOME	0- 1	0- 2	4- 3				
1- 8	0- 0	0- 1	AWAY	0- 1	0- 1	1- 5				
0- 0	0- 0	0- 0	NEUTRAL	0- 0	0- 0	0- 0				
3- 8	0- 0	0- 1	NON-CONFERENCE	0- 1	0- 3	3- 3				
2- 4	0- 0	0- 0	HOME	0- 0	0- 2	2- 2				
1- 4	0- 0	0- 1	AWAY	0- 1	0- 1	1- 1				
0- 0	0- 0	0- 0	NEUTRAL	0- 0	0- 0	0- 0				
2- 7	0- 0	0- 1	CONFERENCE	0- 1	0- 0	2- 5				
2- 3	0- 0	0- 1	HOME	0- 1	0- 0	2- 1				
0- 4	0- 0	0- 0	AWAY	0- 0	0- 0	0- 4				
0- 0	0- 0	0- 0	NEUTRAL	0- 0	0- 0	0- 0				

RPI S	Opponent	Score	RPI S	Opponent	Score	RPI S	Opponent	Score	RPI S	Opponent	Score	Team's RPI: 313
26	A Arizona St.	40 76	58	H UNI	40 78	101	A Western Ill.	50 80				
33	H Drake	36 87	83	A Northern Ill.	66 108	136	H Yale	45 59				
						146	H George Mason	46 72				
						156	A Missouri St.	60 65				
						160	H Milwaukee	60 68				
						172	A Wichita St.	45 67				
						189	A Indiana St.	49 63				
						197	H Southern Ill.	56 63				
						201	H Wisconsin	46 64				
						221	A SIUE	80 92				
						233	H Bradley	71 63				
						281	H Evansville	71 58				
						300	A Loyola Chicago	61 64				
						303	H Eastern Ill.	60 49				
						316	A Ill.-Chicago	59 52				
						321	H Valparaiso	77 56				
LAST 12 Division I GAMES:												
197	H Southern Ill.	56 63	189	A Indiana St.	49 63							
281	H Evansville	71 58	300	A Loyola Chicago	61 64							
172	A Wichita St.	45 67	233	H Bradley	71 63							
156	A Missouri St.	60 65	221	A SIUE	80 92							
33	H Drake	36 87	101	A Western Ill.	50 80							
58	H UNI	40 78	146	H George Mason	46 72							

Non-Div I Games:

Illinois St.

Average RPI Win:	328	WON-LOST	WINNING	LAST 10	STRENGTH OF	OPP. STRENGTH	TEAM	ADJ.	CONF.	ADJ CONF.
Average RPI Loss:	205	RECORD	PCT. RANK	GAMES	SCHEDULE	OF SCHEDULE	RPI	RPI	RPI	RPI
DIV. I ONLY	3- 16	323	3- 7	325	313	335	335	27	27	
DIV. I NON-CONF.	0- 9	335	0- 0	331	269	349	349	26	26	
TOTALS	RPI 1-25	RPI 26-50	W-L RECORDS	RPI 51-100	RPI 101-150	RPI 150+				
3- 16	0- 0	0- 0	OVERALL	0- 1	0- 5	3- 10				
1- 6	0- 0	0- 0	HOME	0- 1	0- 2	1- 3				
2- 8	0- 0	0- 0	AWAY	0- 0	0- 0	2- 0				
0- 2	0- 0	0- 0	NEUTRAL	0- 0	0- 0	0- 2				
0- 9	0- 0	0- 0	NON-CONFERENCE	0- 0	0- 2	0- 7				
0- 2	0- 0	0- 0	HOME	0- 0	0- 1	0- 1				
0- 5	0- 0	0- 0	AWAY	0- 0	0- 1	0- 4				
0- 2	0- 0	0- 0	NEUTRAL	0- 0	0- 0	0- 2				
3- 7	0- 0	0- 0	CONFERENCE	0- 1	0- 3	3- 3				
1- 4	0- 0	0- 0	HOME	0- 1	0- 1	1- 2				
2- 3	0- 0	0- 0	AWAY	0- 0	0- 2	2- 1				
0- 0	0- 0	0- 0	NEUTRAL	0- 0	0- 0	0- 0				

RPI S	Opponent	Score	RPI S	Opponent	Score	RPI S	Opponent	Score	RPI S	Opponent	Score
						85	H SFA	75 94			
									121	A Central Ark.	50 63
									122	H Abilene Christian	66 75
									142	A TCU	40 88
									147	A Lamar University	54 83
									149	H Rice	43 60
									172	A Wichita St.	63 73
									184	H New Orleans	67 71
									202	A Texas St.	50 67
									224	A North Texas	61 84
									225	N Utah St.	46 79
									254	N Murray St.	68 72
									261	H Eastern Mich.	47 66
									312	A Nicholls St.	78 52
									320	H Northwestern St.	74 76
									333	A Montana	56 61
									334	A Houston Baptist	51 68
									336	A Southeastern La.	85 76
									336	H Southeastern La.	96 56
LAST 12 Division I GAMES:											
			121	A Central Ark.	50 63		184	H New Orleans	67 71		
			122	H Abilene Christian	66 75		320	H Northwestern St.	74 76		
			85	H SFA	75 94		336	A Southeastern La.	85 76		
			336	H Southeastern La.	96 56		312	A Nicholls St.	78 52		
			334	A Houston Baptist	51 68		172	A Wichita St.	63 73		
			147	A Lamar University	54 83		254	N Murray St.	68 72		

Non-Div I Games: LSU-Alexandria 106 79 Tex. A&M-Kingsville 79 66

Indiana

Through Games Of Jan. 29, 2017

Average RPI Win: 177		WON-LOST	WINNING	LAST 10	STRENGTH OF	OPP. STRENGTH	TEAM	ADJ.	CONF.	ADJ CONF.
Average RPI Loss: 43		RECORD	PCT. RANK	GAMES	SCHEDULE	OF SCHEDULE	RPI	RPI	RPI	RPI
DIV. I ONLY		15- 6	61	7- 3	107	68	53	53	6	6
DIV. I NON-CONF.		10- 3	54	4- 0	250	102	81	81	5	5
TOTALS		RPI 1-25	RPI 26-50		W-L RECORDS		RPI 51-100	RPI 101-150	RPI 150+	
15- 6	0- 1	1- 4		OVERALL		4- 1	2- 0	8- 0		
9- 1	0- 0	1- 1		HOME		2- 0	1- 0	5- 0		
4- 5	0- 1	0- 3		AWAY		1- 1	1- 0	2- 0		
2- 0	0- 0	0- 0		NEUTRAL		1- 0	0- 0	1- 0		
10- 3	0- 1	0- 1		NON-CONFERENCE		1- 1	2- 0	7- 0		
6- 0	0- 0	0- 0		HOME		0- 0	1- 0	5- 0		
2- 3	0- 1	0- 1		AWAY		0- 1	1- 0	1- 0		
2- 0	0- 0	0- 0		NEUTRAL		1- 0	0- 0	1- 0		
5- 3	0- 0	1- 3		CONFERENCE		3- 0	0- 0	1- 0		
3- 1	0- 0	1- 1		HOME		2- 0	0- 0	0- 0		
2- 2	0- 0	0- 2		AWAY		1- 0	0- 0	1- 0		
0- 0	0- 0	0- 0		NEUTRAL		0- 0	0- 0	0- 0		

RPI 1-25				RPI 26-50				RPI 51-100				RPI 101+			
RPI	S	Opponent	Score	RPI	S	Opponent	Score	RPI	S	Opponent	Score	RPI	S	Opponent	Score
23	A	Auburn	67 71	31	H	Ohio St.	82 92	62	N	Florida	102 88	102	A	Chattanooga	79 76
				32	A	Michigan	74 78	89	A	Western Ky.	74 85	111	H	Vanderbilt	94 61
				39	A	North Carolina St.	70 84	92	A	Penn St.	89 70	199	H	Oakland	84 59
				41	A	Northwestern	67 80	92	H	Penn St.	72 66	201	A	Wisconsin	78 54
				47	H	Minnesota	78 62	93	H	Purdue	74 60	224	A	North Texas	94 64
												244	N	Stony Brook	74 60
												259	H	Presbyterian	71 37
												268	H	Northern Ky.	100 49
												321	H	Valparaiso	87 58
												338	H	UMass Lowell	79 45
LAST 12 Division I GAMES:															
201	A	Wisconsin	78 54	31	H	Ohio St.	82 92	92	A	Penn St.	89 70				
92	H	Penn St.	72 66	244	N	Stony Brook	74 60	62	N	Florida	102 88				
93	H	Purdue	74 60	199	H	Oakland	84 59								
41	A	Northwestern	67 80	321	H	Valparaiso	87 58								
32	A	Michigan	74 78												
47	H	Minnesota	78 62												

Non-Div I Games:

Indiana

■ Loss,
 ■ Non-Conf, S Site,
 ■ Home
 ■ Away
 N Neutral

Average RPI Win: 225		WON-LOST	WINNING	LAST 10	STRENGTH OF		OPP. STRENGTH	TEAM	ADJ.	CONF.	ADJ CONF.
Average RPI Loss: 152		RECORD	PCT. RANK	GAMES	SCHEDULE		OF SCHEDULE	RPI	RPI	RPI	RPI
DIV. I ONLY		10- 10	164	5- 5	279		136	189	189	16	16
DIV. I NON-CONF.		6- 5	148	2- 1	280		133	162	162	14	14
TOTALS		RPI 1-25	RPI 26-50		W-L RECORDS		RPI 51-100	RPI 101-150		RPI 150+	
10- 10	0- 0	0- 2		OVERALL		0- 2	2- 0		8- 6		
4- 3	0- 0	0- 0		HOME		0- 1	1- 0		3- 2		
6- 7	0- 0	0- 2		AWAY		0- 1	1- 0		5- 4		
0- 0	0- 0	0- 0		NEUTRAL		0- 0	0- 0		0- 0		
6- 5	0- 0	0- 1		NON-CONFERENCE		0- 1	2- 0		4- 3		
2- 1	0- 0	0- 0		HOME		0- 1	1- 0		1- 0		
4- 4	0- 0	0- 1		AWAY		0- 0	1- 0		3- 3		
0- 0	0- 0	0- 0		NEUTRAL		0- 0	0- 0		0- 0		
4- 5	0- 0	0- 1		CONFERENCE		0- 1	0- 0		4- 3		
2- 2	0- 0	0- 0		HOME		0- 0	0- 0		2- 2		
2- 3	0- 0	0- 1		AWAY		0- 1	0- 0		2- 1		
0- 0	0- 0	0- 0		NEUTRAL		0- 0	0- 0		0- 0		

RPI 1-25				RPI 26-50				RPI 51-100				RPI 101+				Team's RPI: 189	
RPI	S	Opponent	Score	RPI	S	Opponent	Score	RPI	S	Opponent	Score	RPI	S	Opponent	Score		
				33	A	Drake	62 76	58	A	UNI	47 59	119	A	Saint Louis	70 67		
				36	A	Missouri	48 77	70	H	IUPUI	35 45	141	H	Tulsa	72 68		
												156	H	Missouri St.	46 49		
												166	A	Omaha	45 72		
												168	A	Cincinnati	63 55		
												172	H	Wichita St.	42 56		
												197	A	Southern Ill.	68 53		
												209	A	Miami (OH)	62 54		
												225	A	Butler	48 66		
												233	H	Bradley	58 51		
												268	H	Northern Ky.	58 38		
												281	A	Evansville	41 57		
												300	A	Loyola Chicago	48 38		
												303	A	Eastern Ill.	88 61		
												313	H	Illinois St.	63 49		
												326	A	Fla. Atlantic	67 70		
LAST 12 Division I GAMES:																	
				156	H	Missouri St.	46 49	233	H	Bradley	58 51						
				172	H	Wichita St.	42 56	197	A	Southern Ill.	68 53						
				33	A	Drake	62 76	281	A	Evansville	41 57						
				58	A	UNI	47 59	141	H	Tulsa	72 68						
				300	A	Loyola Chicago	48 38	225	A	Butler	48 66						
				313	H	Illinois St.	63 49	119	A	Saint Louis	70 67						

Non-Div I Games:

Indiana St.

Loss, Non-Conf, S Site, H Home A Away N Neutral

Average RPI Win:	207	WON-LOST	WINNING	LAST 10	STRENGTH OF	OPP. STRENGTH	TEAM	ADJ.	CONF.	ADJ CONF.
Average RPI Loss:	160	RECORD	PCT. RANK	GAMES	SCHEDULE	OF SCHEDULE	RPI	RPI	RPI	RPI
DIV. I ONLY	13- 8	114	7- 3	229	188	153	153	17	17	
DIV. I NON-CONF.	5- 4	143	1- 1	157	175	143	143	16	16	
TOTALS	RPI 1-25	RPI 26-50	W-L RECORDS	RPI 51-100	RPI 101-150	RPI 150+				
13- 8	0- 0	1- 0	OVERALL	0- 1	3- 3	9- 4				
9- 3	0- 0	1- 0	HOME	0- 0	2- 1	6- 2				
4- 5	0- 0	0- 0	AWAY	0- 1	1- 2	3- 2				
0- 0	0- 0	0- 0	NEUTRAL	0- 0	0- 0	0- 0				
5- 4	0- 0	0- 0	NON-CONFERENCE	0- 1	3- 2	2- 1				
4- 1	0- 0	0- 0	HOME	0- 0	2- 1	2- 0				
1- 3	0- 0	0- 0	AWAY	0- 1	1- 1	0- 1				
0- 0	0- 0	0- 0	NEUTRAL	0- 0	0- 0	0- 0				
8- 4	0- 0	1- 0	CONFERENCE	0- 0	0- 1	7- 3				
5- 2	0- 0	1- 0	HOME	0- 0	0- 0	4- 2				
3- 2	0- 0	0- 0	AWAY	0- 0	0- 1	3- 1				
0- 0	0- 0	0- 0	NEUTRAL	0- 0	0- 0	0- 0				

RPI S	Opponent	Score	RPI S	Opponent	Score	RPI S	Opponent	Score	RPI S	Opponent	Score	Team's RPI: 153
48	H Quinnipiac	58 44	92	A Penn St.	67 80	105	A Navy	68 73				
						112	H Duquesne	58 61				
						123	H Fordham	55 46				
						128	A VCU	59 57				
						134	A Rider	65 85				
						137	H Saint Joseph's	58 57				
						177	H Siena	46 58				
						187	A Fairfield	59 68				
						217	H Niagara	68 61				
						224	A North Texas	55 66				
						235	A Manhattan	76 62				
						235	H Manhattan	70 53				
						236	H Monmouth	60 54				
						242	H Canisius	55 52				
						244	H Stony Brook	57 46				
						248	A Marist	48 37				
						248	H Marist	62 68				
						290	A Saint Peter's	66 58				
						310	H St. Francis Brooklyn	62 46				
LAST 12 Division I GAMES:												
48	H Quinnipiac	58 44	177	H Siena	46 58							
248	A Marist	48 37	290	A Saint Peter's	66 58							
236	H Monmouth	60 54	134	A Rider	65 85							
235	A Manhattan	76 62	242	H Canisius	55 52							
248	H Marist	62 68	92	A Penn St.	67 80							
217	H Niagara	68 61	310	H St. Francis Brooklyn	62 46							

Non-Div I Games:

Iona

Average RPI Win: 138		WON-LOST	WINNING	LAST 10	STRENGTH OF	OPP. STRENGTH	TEAM	ADJ.	CONF.	ADJ CONF.
Average RPI Loss: 49		RECORD	PCT. RANK	GAMES	SCHEDULE	OF SCHEDULE	RPI	RPI	RPI	RPI
DIV. I ONLY		13- 8	114	5- 5	25	47	51	51	6	6
DIV. I NON-CONF.		9- 4	85	3- 1	7	57	31	31	5	5
TOTALS	RPI 1-25	RPI 26-50		W-L RECORDS		RPI 51-100	RPI 101-150		RPI 150+	
13- 8	0- 4	2- 2		OVERALL		2- 1	4- 0		5- 1	
10- 3	0- 2	1- 1		HOME		2- 0	3- 0		4- 0	
2- 4	0- 1	0- 1		AWAY		0- 1	1- 0		1- 1	
1- 1	0- 1	1- 0		NEUTRAL		0- 0	0- 0		0- 0	
9- 4	0- 2	1- 2		NON-CONFERENCE		2- 0	4- 0		2- 0	
7- 2	0- 1	0- 1		HOME		2- 0	3- 0		2- 0	
1- 1	0- 0	0- 1		AWAY		0- 0	1- 0		0- 0	
1- 1	0- 1	1- 0		NEUTRAL		0- 0	0- 0		0- 0	
4- 4	0- 2	1- 0		CONFERENCE		0- 1	0- 0		3- 1	
3- 1	0- 1	1- 0		HOME		0- 0	0- 0		2- 0	
1- 3	0- 1	0- 0		AWAY		0- 1	0- 0		1- 1	
0- 0	0- 0	0- 0		NEUTRAL		0- 0	0- 0		0- 0	

RPI 1-25					RPI 26-50					RPI 51-100					Team's RPI: 51					RPI 101+				
RPI	S	Opponent	Score		RPI	S	Opponent	Score		RPI	S	Opponent	Score		RPI	S	Opponent	Score		RPI	S	Opponent	Score	
3	H	Notre Dame	58	73	33	A	Drake	76	81	58	H	UNI	88	39	113	H	Hampton	84	51					
9	N	UCLA	65	78	38	H	South Dakota St.	64	66	86	H	Iowa St.	88	76	114	H	Kent St.	83	48					
19	A	Maryland	81	100	47	H	Minnesota	80	65	92	A	Penn St.	58	71	135	H	Oral Roberts	96	76					
19	H	Maryland	82	98	50	N	James Madison	90	75						148	A	North Dakota	75	60					
															163	H	Nebraska	75	72					
															180	A	Illinois	65	70					
															180	H	Illinois	78	58					
															182	A	Rutgers	71	59					
															247	H	Robert Morris	81	60					
															274	H	Massachusetts	71	30					
LAST 12 Division I GAMES:																								
					19	A	Maryland	81	100	163	H	Nebraska	75	72										
					47	H	Minnesota	80	65	180	A	Illinois	65	70										
					182	A	Rutgers	71	59	114	H	Kent St.	83	48										
					19	H	Maryland	82	98	33	A	Drake	76	81										
					180	H	Illinois	78	58	247	H	Robert Morris	81	60										
					92	A	Penn St.	58	71	86	H	Iowa St.	88	76										

Non-Div I Games:

Iowa

■ Loss, ■ Non-Conf, S Site, H Home A Away N Neutral

Average RPI Win: 170		WON-LOST	WINNING	LAST 10	STRENGTH OF	OPP. STRENGTH	TEAM	ADJ.	CONF.	ADJ CONF.
Average RPI Loss: 38		RECORD	PCT. RANK	GAMES	SCHEDULE	OF SCHEDULE	RPI	RPI	RPI	RPI
DIV. I ONLY		12- 9	134	3- 7	44	45	86	86	4	4
DIV. I NON-CONF.		9- 2	37	2- 0	85	216	63	63	3	3
TOTALS		RPI 1-25	RPI 26-50		W-L RECORDS		RPI 51-100	RPI 101-150	RPI 150+	
12- 9	1- 5	1- 2		OVERALL		2- 1	2- 1	6- 0		
12- 3	1- 3	1- 0		HOME		2- 0	2- 0	6- 0		
0- 6	0- 2	0- 2		AWAY		0- 1	0- 1	0- 0		
0- 0	0- 0	0- 0		NEUTRAL		0- 0	0- 0	0- 0		
9- 2	0- 1	1- 0		NON-CONFERENCE		2- 1	0- 0	6- 0		
9- 1	0- 1	1- 0		HOME		2- 0	0- 0	6- 0		
0- 1	0- 0	0- 0		AWAY		0- 1	0- 0	0- 0		
0- 0	0- 0	0- 0		NEUTRAL		0- 0	0- 0	0- 0		
3- 7	1- 4	0- 2		CONFERENCE		0- 0	2- 1	0- 0		
3- 2	1- 2	0- 0		HOME		0- 0	2- 0	0- 0		
0- 5	0- 2	0- 2		AWAY		0- 0	0- 1	0- 0		
0- 0	0- 0	0- 0		NEUTRAL		0- 0	0- 0	0- 0		

RPI	S	Opponent	Score	RPI	S	Opponent	Score	RPI	S	Opponent	Score	RPI	S	Opponent	Score
4	H	Mississippi St.	81 85	33	H	Drake	75 67	51	A	Iowa	76 88	131	H	Kansas	87 58
5	A	Baylor	42 68	44	A	Oklahoma St.	59 71	58	H	UNI	76 68	142	A	TCU	75 80
13	H	Texas	68 75	46	A	Texas Tech	66 75	83	H	Northern Ill.	97 89	142	H	TCU	72 69
17	H	Kansas St.	75 69									184	H	New Orleans	100 63
18	A	Oklahoma	63 78									188	H	Sacred Heart	76 56
18	H	Oklahoma	57 67									234	H	UC Santa Barbara	77 60
												309	H	Savannah St.	74 51
												323	H	Arkansas St.	105 53
												341	H	Delaware St.	88 57
LAST 12 Division I GAMES:															
142	H	TCU	72 69	131	H	Kansas	87 58								
18	A	Oklahoma	63 78	46	A	Texas Tech	66 75								
17	H	Kansas St.	75 69	13	H	Texas	68 75								
5	A	Baylor	42 68	44	A	Oklahoma St.	59 71								
142	A	TCU	75 80	188	H	Sacred Heart	76 56								
18	H	Oklahoma	57 67	341	H	Delaware St.	88 57								

Non-Div I Games:

Iowa St.

■ Loss,
■ Non-Conf, S Site,
■ Home
■ Away
N Neutral

Average RPI Win:	299	WON-LOST	WINNING	LAST 10	STRENGTH OF	OPP. STRENGTH	TEAM	ADJ.	CONF.	ADJ CONF.
Average RPI Loss:	256	RECORD	PCT. RANK	GAMES	SCHEDULE	OF SCHEDULE	RPI	RPI	RPI	RPI
DIV. I ONLY	3- 11	309	2- 7	348	348	344	344	30	30	
DIV. I NON-CONF.	2- 4	230	2- 1	344	346	327	327	30	30	
TOTALS	RPI 1-25	RPI 26-50	W-L RECORDS	RPI 51-100	RPI 101-150	RPI 150+				
3- 11	0- 0	0- 0	OVERALL	0- 1	0- 0	3- 10				
1- 3	0- 0	0- 0	HOME	0- 0	0- 0	1- 3				
1- 8	0- 0	0- 0	AWAY	0- 0	0- 0	1- 2				
1- 0	0- 0	0- 0	NEUTRAL	0- 0	0- 0	1- 0				
2- 4	0- 0	0- 0	NON-CONFERENCE	0- 1	0- 0	2- 3				
1- 0	0- 0	0- 0	HOME	0- 0	0- 0	1- 0				
0- 4	0- 0	0- 0	AWAY	0- 1	0- 0	0- 3				
1- 0	0- 0	0- 0	NEUTRAL	0- 0	0- 0	1- 0				
1- 7	0- 0	0- 0	CONFERENCE	0- 0	0- 0	1- 7				
0- 3	0- 0	0- 0	HOME	0- 0	0- 0	0- 3				
1- 4	0- 0	0- 0	AWAY	0- 0	0- 0	1- 4				
0- 0	0- 0	0- 0	NEUTRAL	0- 0	0- 0	0- 0				

RPI 1-25			RPI 26-50			RPI 51-100			RPI 101+			Team's RPI: 344
RPI	S	Opponent	Score	RPI	S	Opponent	Score	RPI	S	Opponent	Score	
						98 A Ole Miss	41 89	204 A Texas Southern		52 62		
								211 N Saint Francis (PA)		88 84		
								212 A Alabama St.		64 73		
								228 H Southern U.		56 85		
								267 H Mississippi Val.		57 62		
								270 A Prairie View		63 73		
								277 A Grambling		85 90		
								298 H Alcorn		53 70		
								312 A Nicholls St.		76 83		
								320 A Northwestern St.		65 83		
								326 A Fla. Atlantic		58 67		
								336 H Southeastern La.		83 66		
								349 A Alabama A&M		64 54		
LAST 12 Division I GAMES:												
267	H	Mississippi Val.	57 62	212	A	Alabama St.	64 73					
277	A	Grambling	85 90	349	A	Alabama A&M	64 54					
204	A	Texas Southern	52 62	211	N	Saint Francis (PA)	88 84					
270	A	Prairie View	63 73	326	A	Fla. Atlantic	58 67					
228	H	Southern U.	56 85	336	H	Southeastern La.	83 66					
298	H	Alcorn	53 70	320	A	Northwestern St.	65 83					

Non-Div I Games: Blue Mountain 86 54 LeMoyne-Owen 88 67 Lane 57 52 Fisk 93 54 Jackson St.

Jacksonville

Through Games Of Jan. 29, 2017

Average RPI Win:	254	WON-LOST	WINNING	LAST 10	STRENGTH OF	OPP. STRENGTH	TEAM	ADJ.	CONF.	ADJ CONF.
Average RPI Loss:	42	RECORD	PCT. RANK	GAMES	SCHEDULE	OF SCHEDULE	RPI	RPI	RPI	RPI
DIV. I ONLY	13- 5	56	7- 3	185	178	79	79	24	24	
DIV. I NON-CONF.	8- 4	97	3- 2	83	143	57	57	24	24	
TOTALS	RPI 1-25	RPI 26-50	W-L RECORDS	RPI 51-100	RPI 101-150	RPI 150+				
13- 5	0- 3	0- 0	OVERALL	1- 2	1- 0	11- 0				
7- 0	0- 0	0- 0	HOME	0- 0	1- 0	6- 0				
4- 4	0- 3	0- 0	AWAY	0- 1	0- 0	4- 0				
2- 1	0- 0	0- 0	NEUTRAL	1- 1	0- 0	1- 0				
8- 4	0- 3	0- 0	NON-CONFERENCE	1- 1	1- 0	6- 0				
4- 0	0- 0	0- 0	HOME	0- 0	1- 0	3- 0				
2- 3	0- 3	0- 0	AWAY	0- 0	0- 0	2- 0				
2- 1	0- 0	0- 0	NEUTRAL	1- 1	0- 0	1- 0				
5- 1	0- 0	0- 0	CONFERENCE	0- 1	0- 0	5- 0				
3- 0	0- 0	0- 0	HOME	0- 0	0- 0	3- 0				
2- 1	0- 0	0- 0	AWAY	0- 1	0- 0	2- 0				
0- 0	0- 0	0- 0	NEUTRAL	0- 0	0- 0	0- 0				

RPI 1-25				RPI 26-50				RPI 51-100 Team's RPI: 79				RPI 101+			
RPI	S	Opponent	Score	RPI	S	Opponent	Score	RPI	S	Opponent	Score	RPI	S	Opponent	Score
6	A	Florida St.	47 90					72	N	North Carolina	57 87	106	H	Troy	77 70
23	A	Auburn	41 53					87	A	FGCU	57 60	218	N	Wofford	66 60
24	A	South Fla.	52 64					100	N	UC Davis	61 54	251	H	South Ala.	62 55
												264	A	FIU	71 56
												265	H	Bethune-Cookman	69 63
												287	H	Lipscomb	84 60
												291	H	North Florida	68 58
												294	A	USC Upstate	65 47
												296	H	Kennesaw St.	72 48
												305	A	NJIT	75 56
												309	A	Savannah St.	55 40
												312	H	Nicholls St.	76 71
LAST 12 Division I GAMES:															
87	A	FGCU	57 60	218	N	Wofford	66 60								
287	H	Lipscomb	84 60	100	N	UC Davis	61 54								
296	H	Kennesaw St.	72 48	23	A	Auburn	41 53								
305	A	NJIT	75 56	72	N	North Carolina	57 87								
294	A	USC Upstate	65 47	106	H	Troy	77 70								
291	H	North Florida	68 58	264	A	FIU	71 56								

Non-Div I Games: Thomas (GA) 100 43 Johnson & Wales (FI110 31 Fla. Memorial 76 51

Jacksonville

Loss, Non-Conf, S Site, H Home A Away N Neutral

Average RPI Win:	288	WON-LOST	WINNING	LAST 10	STRENGTH OF	OPP. STRENGTH	TEAM	ADJ.	CONF.	ADJ CONF.
Average RPI Loss:	194	RECORD	PCT. RANK	GAMES	SCHEDULE	OF SCHEDULE	RPI	RPI	RPI	RPI
DIV. I ONLY	9- 11	202	3- 7	308	300	253	253	26	26	
DIV. I NON-CONF.	6- 5	148	2- 1	324	266	224	224	27	27	
TOTALS	RPI 1-25	RPI 26-50	W-L RECORDS	RPI 51-100	RPI 101-150	RPI 150+				
9- 11	0- 1	0- 0	OVERALL	0- 2	0- 1	9- 7				
4- 4	0- 0	0- 0	HOME	0- 1	0- 1	4- 2				
4- 7	0- 1	0- 0	AWAY	0- 1	0- 0	4- 5				
1- 0	0- 0	0- 0	NEUTRAL	0- 0	0- 0	1- 0				
6- 5	0- 1	0- 0	NON-CONFERENCE	0- 1	0- 1	6- 2				
2- 2	0- 0	0- 0	HOME	0- 0	0- 1	2- 1				
3- 3	0- 1	0- 0	AWAY	0- 1	0- 0	3- 1				
1- 0	0- 0	0- 0	NEUTRAL	0- 0	0- 0	1- 0				
3- 6	0- 0	0- 0	CONFERENCE	0- 1	0- 0	3- 5				
2- 2	0- 0	0- 0	HOME	0- 1	0- 0	2- 1				
1- 4	0- 0	0- 0	AWAY	0- 0	0- 0	1- 4				
0- 0	0- 0	0- 0	NEUTRAL	0- 0	0- 0	0- 0				

RPI 1-25			RPI 26-50			RPI 51-100			RPI 101+ Team's RPI: 253		
RPI	S	Opponent	Score	RPI	S	Opponent	Score	RPI	S	Opponent	Score
6	A	Florida St.	62 73					80	H	Belmont	53 54
								98	A	Ole Miss	50 68
								124	H	Clemson	63 69
								184	H	New Orleans	79 81
								205	H	Morehead St.	69 68
								243	A	Tennessee St.	51 64
								245	H	Austin Peay	65 45
								254	H	Murray St.	64 71
								255	A	UT Martin	83 94
								262	H	Ga. Southern	67 55
								266	A	Tennessee Tech	54 56
								296	A	Kennesaw St.	65 59
								298	A	Alcorn	70 66
								303	A	Eastern Ill.	67 71
								309	A	Savannah St.	64 57
								312	H	Nicholls St.	75 52
								319	A	Eastern Ky.	54 49
								326	A	Fla. Atlantic	55 63
								347	N	Florida A&M	66 54
LAST 12 Division I GAMES:											
205	H	Morehead St.	69 68	254	H	Murray St.	64 71				
319	A	Eastern Ky.	54 49	303	A	Eastern Ill.	67 71				
243	A	Tennessee St.	51 64	255	A	UT Martin	83 94				
80	H	Belmont	53 54	124	H	Clemson	63 69				
266	A	Tennessee Tech	54 56	312	H	Nicholls St.	75 52				
245	H	Austin Peay	65 45	298	A	Alcorn	70 66				

Non-Div I Games: Brewton Parker 89 26

Jacksonville St.

■ Loss,
 ■ Non-Conf, S Site,
 ■ Home
 ■ Away
 N Neutral

Average RPI Win:	158	WON-LOST	WINNING	LAST 10	STRENGTH OF	OPP. STRENGTH	TEAM	ADJ.	CONF.	ADJ CONF.
Average RPI Loss:	79	RECORD	PCT. RANK	GAMES	SCHEDULE	OF SCHEDULE	RPI	RPI	RPI	RPI
DIV. I ONLY	14- 6	71	8- 2	75	67	50	50	8	8	
DIV. I NON-CONF.	7- 4	114	2- 1	101	23	73	73	8	8	
TOTALS	RPI 1-25	RPI 26-50	W-L RECORDS	RPI 51-100	RPI 101-150	RPI 150+				
14- 6	0- 2	1- 0	OVERALL	2- 2	4- 0	7- 2				
7- 2	0- 1	0- 0	HOME	2- 0	1- 0	4- 1				
6- 3	0- 1	1- 0	AWAY	0- 1	3- 0	2- 1				
1- 1	0- 0	0- 0	NEUTRAL	0- 1	0- 0	1- 0				
7- 4	0- 2	0- 0	NON-CONFERENCE	1- 2	2- 0	4- 0				
3- 1	0- 1	0- 0	HOME	1- 0	1- 0	1- 0				
3- 2	0- 1	0- 0	AWAY	0- 1	1- 0	2- 0				
1- 1	0- 0	0- 0	NEUTRAL	0- 1	0- 0	1- 0				
7- 2	0- 0	1- 0	CONFERENCE	1- 0	2- 0	3- 2				
4- 1	0- 0	0- 0	HOME	1- 0	0- 0	3- 1				
3- 1	0- 0	1- 0	AWAY	0- 0	2- 0	0- 1				
0- 0	0- 0	0- 0	NEUTRAL	0- 0	0- 0	0- 0				

RPI 1-25				RPI 26-50				Team's RPI: 50				RPI 51-100				RPI 101+			
RPI	S	Opponent	Score	RPI	S	Opponent	Score	RPI	S	Opponent	Score	RPI	S	Opponent	Score	RPI	S	Opponent	Score
6	A	Florida St.	64 84	27	A	Elon	76 70	51	N	Iowa	75 90	113	H	Hampton	71 50				
15	H	Tennessee	69 81					52	H	Wake Forest	83 76	115	A	Delaware	66 51				
								69	H	Drexel	54 47	130	A	William & Mary	79 64				
								84	A	St. John's (NY)	63 74	137	A	Saint Joseph's	85 72				
												157	H	Northeastern	74 54				
												159	A	Towson	51 54				
												159	H	Towson	55 60				
												182	A	Rutgers	82 76				
												186	H	Hofstra	93 57				
												210	N	Idaho St.	83 53				
												220	H	UNCW	73 51				
												308	A	Liberty	62 48				
												310	H	St. Francis Brooklyn	83 57				
LAST 12 Division I GAMES:																			
130	A	William & Mary	79 64	159	A	Towson	51 54												
69	H	Drexel	54 47	186	H	Hofstra	93 57												
159	H	Towson	55 60	220	H	UNCW	73 51												
27	A	Elon	76 70	52	H	Wake Forest	83 76												
157	H	Northeastern	74 54	137	A	Saint Joseph's	85 72												
115	A	Delaware	66 51	84	A	St. John's (NY)	63 74												

Non-Div I Games:

James Madison

■ Loss,
■ Non-Conf, S Site,
■ Home
■ Away
N Neutral

Kansas

Through Games Of Jan. 29, 2017

Average RPI Win:	155	WON-LOST	WINNING	LAST 10	STRENGTH OF	OPP. STRENGTH	TEAM	ADJ.	CONF.	ADJ CONF.
Average RPI Loss:	58	RECORD	PCT. RANK	GAMES	SCHEDULE	OF SCHEDULE	RPI	RPI	RPI	RPI
DIV. I ONLY	7- 14	258	1- 9	17	22	131	131	4	4	
DIV. I NON-CONF.	6- 5	148	2- 0	69	116	133	133	3	3	
TOTALS	RPI 1-25	RPI 26-50	W-L RECORDS	RPI 51-100	RPI 101-150	RPI 150+				
7- 14	0- 6	1- 2	OVERALL	0- 2	3- 3	3- 1				
6- 7	0- 4	1- 0	HOME	0- 1	3- 1	2- 1				
1- 7	0- 2	0- 2	AWAY	0- 1	0- 2	1- 0				
0- 0	0- 0	0- 0	NEUTRAL	0- 0	0- 0	0- 0				
6- 5	0- 1	0- 1	NON-CONFERENCE	0- 0	3- 2	3- 1				
5- 3	0- 1	0- 0	HOME	0- 0	3- 1	2- 1				
1- 2	0- 0	0- 1	AWAY	0- 0	0- 1	1- 0				
0- 0	0- 0	0- 0	NEUTRAL	0- 0	0- 0	0- 0				
1- 9	0- 5	1- 1	CONFERENCE	0- 2	0- 1	0- 0				
1- 4	0- 3	1- 0	HOME	0- 1	0- 0	0- 0				
0- 5	0- 2	0- 1	AWAY	0- 1	0- 1	0- 0				
0- 0	0- 0	0- 0	NEUTRAL	0- 0	0- 0	0- 0				

RPI	S	Opponent	Score	RPI	S	Opponent	Score	RPI	S	Opponent	Score	RPI	S	Opponent	Score	Team's RPI: 131
5	A	Baylor	43 90	28	A	Creighton	49 69	54	H	West Virginia	51 62	108	H	SMU	63 75	
5	H	Baylor	43 92	44	A	Oklahoma St.	70 74	86	A	Iowa St.	58 87	118	A	Alabama	65 71	
13	H	Texas	54 66	46	H	Texas Tech	66 60					120	H	Arizona	75 51	
17	A	Kansas St.	60 73									135	H	Oral Roberts	64 56	
18	H	Oklahoma	54 84									142	A	TCU	68 83	
20	H	Harvard	59 69									148	H	North Dakota	76 71	
												156	H	Missouri St.	64 87	
												170	H	UC Riverside	90 84	
												175	A	Memphis	68 58	
												292	H	Rhode Island	72 36	
LAST 12 Division I GAMES:																
46	H	Texas Tech	66 60	86	A	Iowa St.	58 87	13	H	Texas	54 66	5	A	Baylor	43 90	
44	A	Oklahoma St.	70 74	170	H	UC Riverside	90 84	18	H	Oklahoma	54 84	120	H	Arizona	75 51	
142	A	TCU	68 83	120	H	Arizona	75 51									
54	H	West Virginia	51 62													
5	H	Baylor	43 92													
17	A	Kansas St.	60 73													

Non-Div I Games:

Kansas

Loss, Non-Conf, S Site, H Home A Away N Neutral

Average RPI Win:	295	WON-LOST	WINNING	LAST 10	STRENGTH OF	OPP. STRENGTH	TEAM	ADJ.	CONF.	ADJ CONF.
Average RPI Loss:	167	RECORD	PCT. RANK	GAMES	SCHEDULE	OF SCHEDULE	RPI	RPI	RPI	RPI
DIV. I ONLY	4- 16	313	3- 7	199	253	296	296	24	24	
DIV. I NON-CONF.	1- 13	334	0- 6	216	280	337	337	24	24	
TOTALS	RPI 1-25	RPI 26-50	W-L RECORDS	RPI 51-100	RPI 101-150	RPI 150+				
4- 16	0- 0	0- 1	OVERALL	0- 3	0- 3	4- 9				
1- 7	0- 0	0- 1	HOME	0- 2	0- 0	1- 4				
3- 6	0- 0	0- 0	AWAY	0- 0	0- 0	3- 0				
0- 3	0- 0	0- 0	NEUTRAL	0- 0	0- 0	0- 3				
1- 13	0- 0	0- 1	NON-CONFERENCE	0- 1	0- 3	1- 8				
1- 5	0- 0	0- 1	HOME	0- 1	0- 0	1- 3				
0- 5	0- 0	0- 0	AWAY	0- 0	0- 3	0- 2				
0- 3	0- 0	0- 0	NEUTRAL	0- 0	0- 0	0- 3				
3- 3	0- 0	0- 0	CONFERENCE	0- 2	0- 0	3- 1				
0- 2	0- 0	0- 0	HOME	0- 1	0- 0	0- 1				
3- 1	0- 0	0- 0	AWAY	0- 1	0- 0	3- 0				
0- 0	0- 0	0- 0	NEUTRAL	0- 0	0- 0	0- 0				

RPI S	Opponent	Score	RPI S	Opponent	Score	RPI S	Opponent	Score	RPI S	Opponent	Score	Team's RPI: 296
30	H Temple	38 79	56	H Georgia Tech	49 86	110	A Georgia	40 82	110	A Georgia	40 82	
			79	A Jacksonville	48 72	111	A Vanderbilt	54 86	111	A Vanderbilt	54 86	
			87	H FGCU	56 75	116	A Mercer	46 61	116	A Mercer	46 61	
						165	H Stetson	56 65	165	H Stetson	56 65	
						176	N Xavier	52 75	176	N Xavier	52 75	
						205	H Morehead St.	50 71	205	H Morehead St.	50 71	
						218	H Wofford	49 78	218	H Wofford	49 78	
						229	N Portland St.	61 71	229	N Portland St.	61 71	
						245	A Austin Peay	49 68	245	A Austin Peay	49 68	
						253	H Jacksonville St.	59 65	253	H Jacksonville St.	59 65	
						262	A Georgia St.	59 62	262	A Georgia St.	59 62	
						287	A Lipscomb	70 55	287	A Lipscomb	70 55	
						291	A North Florida	67 61	291	A North Florida	67 61	
						294	A USC Upstate	79 71	294	A USC Upstate	79 71	
						309	H Savannah St.	72 60	309	H Savannah St.	72 60	
						323	N Arkansas St.	67 70	323	N Arkansas St.	67 70	
LAST 12 Division I GAMES:												
294	A USC Upstate	79 71	30	H Temple	38 79	218	H Wofford	49 78	218	H Wofford	49 78	
291	A North Florida	67 61	176	N Xavier	52 75	229	N Portland St.	61 71	229	N Portland St.	61 71	
79	A Jacksonville	48 72	323	N Arkansas St.	67 70	205	H Morehead St.	50 71	205	H Morehead St.	50 71	
87	H FGCU	56 75										
165	H Stetson	56 65										
287	A Lipscomb	70 55										

Non-Div I Games:

Kennesaw St.

■ Loss,
 ■ Non-Conf,
 ■ S Site,
 ■ H Home
 ■ A Away
 N Neutral

Average RPI Win:	204	WON-LOST	WINNING	LAST 10	STRENGTH OF	OPP. STRENGTH	TEAM	ADJ.	CONF.	ADJ CONF.
Average RPI Loss:	101	RECORD	PCT. RANK	GAMES	SCHEDULE	OF SCHEDULE	RPI	RPI	RPI	RPI
DIV. I ONLY	11- 10	156	5- 5	63	200	114	114	10	10	
DIV. I NON-CONF.	6- 6	165	1- 2	123	202	153	153	11	11	
TOTALS	RPI 1-25	RPI 26-50	W-L RECORDS	RPI 51-100	RPI 101-150	RPI 150+				
11- 10	0- 1	0- 1	OVERALL	2- 5	2- 1	7- 2				
6- 3	0- 0	0- 0	HOME	0- 2	1- 0	5- 1				
4- 5	0- 0	0- 1	AWAY	1- 2	1- 1	2- 1				
1- 2	0- 1	0- 0	NEUTRAL	1- 1	0- 0	0- 0				
6- 6	0- 1	0- 1	NON-CONFERENCE	1- 2	1- 0	4- 2				
4- 1	0- 0	0- 0	HOME	0- 0	0- 0	4- 1				
1- 3	0- 0	0- 1	AWAY	0- 1	1- 0	0- 1				
1- 2	0- 1	0- 0	NEUTRAL	1- 1	0- 0	0- 0				
5- 4	0- 0	0- 0	CONFERENCE	1- 3	1- 1	3- 0				
2- 2	0- 0	0- 0	HOME	0- 2	1- 0	1- 0				
3- 2	0- 0	0- 0	AWAY	1- 1	0- 1	2- 0				
0- 0	0- 0	0- 0	NEUTRAL	0- 0	0- 0	0- 0				

RPI 1-25				RPI 26-50				RPI 51-100				RPI 101+ Team's RPI: 114			
RPI	S	Opponent	Score	RPI	S	Opponent	Score	RPI	S	Opponent	Score	RPI	S	Opponent	Score
5	N	Baylor	42 84	47	A	Minnesota	62 92	51	A	Iowa	48 83	103	H	Toledo	70 60
								61	A	Ohio	68 65	139	A	Ball St.	47 71
								83	A	Northern Ill.	72 93	140	A	Wright St.	79 69
								83	H	Northern Ill.	97 98	164	A	Western Mich.	71 67
								87	N	FGCU	77 64	174	A	Detroit	52 73
								89	N	Western Ky.	73 79	233	H	Bradley	77 52
								95	H	Central Mich.	78 91	247	H	Robert Morris	65 68
												252	H	Bowling Green	80 78
												261	A	Eastern Mich.	86 67
												307	H	Youngstown St.	75 60
												317	H	Fort Wayne	66 55
												319	H	Eastern Ky.	80 67
LAST 12 Division I GAMES:															
252	H	Bowling Green	80 78	261	A	Eastern Mich.	86 67								
83	A	Northern Ill.	72 93	139	A	Ball St.	47 71								
103	H	Toledo	70 60	95	H	Central Mich.	78 91								
164	A	Western Mich.	71 67	47	A	Minnesota	62 92								
61	A	Ohio	68 65	51	A	Iowa	48 83								
83	H	Northern Ill.	97 98	307	H	Youngstown St.	75 60								

Non-Div I Games:

Kent St.

■ Loss,
■ Non-Conf,
■ S Site,
■ H Home
■ A Away
N Neutral

Average RPI Win:	93	WON-LOST	WINNING	LAST 10	STRENGTH OF	OPP. STRENGTH	TEAM	ADJ.	CONF.	ADJ CONF.
Average RPI Loss:	27	RECORD	PCT. RANK	GAMES	SCHEDULE	OF SCHEDULE	RPI	RPI	RPI	RPI
DIV. I ONLY	15- 6	61	7- 3	5	7	14	14	2	2	
DIV. I NON-CONF.	9- 4	85	2- 2	5	24	15	15	2	2	
TOTALS	RPI 1-25	RPI 26-50	W-L RECORDS	RPI 51-100	RPI 101-150	RPI 150+				
15- 6	4- 4	1- 1	OVERALL	4- 1	3- 0	3- 0				
12- 2	2- 1	1- 1	HOME	4- 0	2- 0	3- 0				
3- 4	2- 3	0- 0	AWAY	0- 1	1- 0	0- 0				
0- 0	0- 0	0- 0	NEUTRAL	0- 0	0- 0	0- 0				
9- 4	2- 2	0- 1	NON-CONFERENCE	3- 1	1- 0	3- 0				
9- 1	2- 0	0- 1	HOME	3- 0	1- 0	3- 0				
0- 3	0- 2	0- 0	AWAY	0- 1	0- 0	0- 0				
0- 0	0- 0	0- 0	NEUTRAL	0- 0	0- 0	0- 0				
6- 2	2- 2	1- 0	CONFERENCE	1- 0	2- 0	0- 0				
3- 1	0- 1	1- 0	HOME	1- 0	1- 0	0- 0				
3- 1	2- 1	0- 0	AWAY	0- 0	1- 0	0- 0				
0- 0	0- 0	0- 0	NEUTRAL	0- 0	0- 0	0- 0				

RPI	S	Opponent	Score	RPI	S	Opponent	Score	RPI	S	Opponent	Score	RPI	S	Opponent	Score
10	A	Duke	54 69	26	H	Arizona St.	71 73	60	H	Washington St.	69 67	109	H	Radford	59 36
11	A	Louisville	67 69	36	H	Missouri	64 62	77	A	Colorado	69 79	110	H	Georgia	82 61
15	A	Tennessee	65 72					81	H	Middle Tenn.	61 48	118	A	Alabama	71 54
18	H	Oklahoma	82 68					88	H	New Hampshire	92 43	171	H	Albany (NY)	70 46
21	H	Texas A&M	68 77					98	H	Ole Miss	89 57	205	H	Morehead St.	74 47
22	H	Miami (FL)	82 66									227	H	Samford	80 57
23	A	Auburn	64 60												
25	A	LSU	55 42												
LAST 12 Division I GAMES:															
98	H	Ole Miss	89 57	36	H	Missouri	64 62	15	A	Tennessee	65 72	10	A	Duke	54 69
23	A	Auburn	64 60	15	A	Tennessee	65 72	60	H	Washington St.	69 67	109	H	Radford	59 36
25	A	LSU	55 42	10	A	Duke	54 69	60	H	Washington St.	69 67	109	H	Radford	59 36
110	H	Georgia	82 61	60	H	Washington St.	69 67	26	H	Arizona St.	71 73				
118	A	Alabama	71 54	109	H	Radford	59 36								
21	H	Texas A&M	68 77	26	H	Arizona St.	71 73								

Non-Div I Games:

Kentucky

■ Loss,
■ Non-Conf, S Site,
■ Home
■ Away
N Neutral

Average RPI Win:	307	WON-LOST	WINNING	LAST 10	STRENGTH OF	OPP. STRENGTH	TEAM	ADJ.	CONF.	ADJ CONF.
Average RPI Loss:	216	RECORD	PCT. RANK	GAMES	SCHEDULE	OF SCHEDULE	RPI	RPI	RPI	RPI
DIV. I ONLY	3- 17	326	0- 1	277	344	339	339	31	31	
DIV. I NON-CONF.	1- 10	325	0- 1	149	315	323	323	32	32	
TOTALS	RPI 1-25	RPI 26-50	W-L RECORDS	RPI 51-100	RPI 101-150	RPI 150+				
3- 17	0- 0	0- 1	OVERALL	0- 0	0- 3	3- 13				
3- 7	0- 0	0- 0	HOME	0- 0	0- 2	3- 5				
0- 8	0- 0	0- 1	AWAY	0- 0	0- 1	0- 6				
0- 2	0- 0	0- 0	NEUTRAL	0- 0	0- 0	0- 2				
1- 10	0- 0	0- 1	NON-CONFERENCE	0- 0	0- 3	1- 6				
1- 4	0- 0	0- 0	HOME	0- 0	0- 2	1- 2				
0- 4	0- 0	0- 1	AWAY	0- 0	0- 1	0- 2				
0- 2	0- 0	0- 0	NEUTRAL	0- 0	0- 0	0- 2				
2- 7	0- 0	0- 0	CONFERENCE	0- 0	0- 0	2- 7				
2- 3	0- 0	0- 0	HOME	0- 0	0- 0	2- 3				
0- 4	0- 0	0- 0	AWAY	0- 0	0- 0	0- 4				
0- 0	0- 0	0- 0	NEUTRAL	0- 0	0- 0	0- 0				

RPI 1-25			RPI 26-50			RPI 51-100			RPI 101+ Team's RPI: 339		
RPI	S	Opponent	Score	RPI	S	Opponent	Score	RPI	S	Opponent	Score
				31	A	Ohio St.	54 113				
								136	H	Yale	44 75
								145	A	Columbia	57 66
								146	H	George Mason	48 64
								160	N	Milwaukee	50 88
								161	H	Army West Point	47 68
								185	A	Seton Hall	59 77
								188	A	Sacred Heart	48 66
								211	A	Saint Francis (PA)	52 66
								244	H	Stony Brook	58 48
								247	A	Robert Morris	42 83
								260	H	UMBC	45 57
								272	A	Colgate	61 76
								278	H	Central Conn. St.	71 76
								293	H	Bryant	53 62
								305	N	NJIT	48 50
								310	H	St. Francis Brooklyn	54 56
								330	H	Mt. St. Mary's	63 60
								343	A	Fairleigh Dickinson	46 64
								346	H	Wagner	69 64
LAST 12 Division I GAMES:											
305	N	NJIT	48 50	247	A	Robert Morris	42 83				
188	A	Sacred Heart	48 66	211	A	Saint Francis (PA)	52 66				
346	H	Wagner	69 64	293	H	Bryant	53 62				
343	A	Fairleigh Dickinson	46 64	330	H	Mt. St. Mary's	63 60				
278	H	Central Conn. St.	71 76	260	H	UMBC	45 57				
310	H	St. Francis Brooklyn	54 56	145	A	Columbia	57 66				

Non-Div I Games:

LIU Brooklyn

■ Loss,
 ■ Non-Conf,
 ■ S Site,
 ■ H Home
 ■ A Away
 N Neutral

Average RPI Win:	124	WON-LOST	WINNING	LAST 10	STRENGTH OF	OPP. STRENGTH	TEAM	ADJ.	CONF.	ADJ CONF.
Average RPI Loss:	10	RECORD	PCT. RANK	GAMES	SCHEDULE	OF SCHEDULE	RPI	RPI	RPI	RPI
DIV. I ONLY	15- 6	61	6- 4	10	4	25	25	2	2	
DIV. I NON-CONF.	11- 2	24	4- 0	54	13	25	25	2	2	
TOTALS	RPI 1-25	RPI 26-50	W-L RECORDS	RPI 51-100	RPI 101-150	RPI 150+				
15- 6	0- 6	3- 0	OVERALL	4- 0	4- 0	4- 0				
10- 3	0- 3	2- 0	HOME	3- 0	3- 0	2- 0				
2- 2	0- 0	0- 0	AWAY	0- 0	1- 0	1- 0				
3- 1	0- 1	1- 0	NEUTRAL	1- 0	0- 0	1- 0				
11- 2	0- 2	2- 0	NON-CONFERENCE	3- 0	2- 0	4- 0				
7- 1	0- 1	1- 0	HOME	2- 0	2- 0	2- 0				
1- 0	0- 0	0- 0	AWAY	0- 0	0- 0	1- 0				
3- 1	0- 1	1- 0	NEUTRAL	1- 0	0- 0	1- 0				
4- 4	0- 4	1- 0	CONFERENCE	1- 0	2- 0	0- 0				
3- 2	0- 2	1- 0	HOME	1- 0	1- 0	0- 0				
1- 2	0- 2	0- 0	AWAY	0- 0	1- 0	0- 0				
0- 0	0- 0	0- 0	NEUTRAL	0- 0	0- 0	0- 0				

RPI	S	Opponent	Score	RPI	S	Opponent	Score	RPI	S	Opponent	Score	RPI	S	Opponent	Score
1	H	UConn	53 76	35	H	Tulane	69 51	52	H	Wake Forest	60 57	107	A	Arkansas	53 52
2	H	South Carolina	61 84	36	H	Missouri	80 71	57	H	Little Rock	69 49	107	H	Arkansas	53 46
4	A	Mississippi St.	48 74	39	N	North Carolina St.	59 58	62	H	Florida	78 67	142	H	TCU	67 61
14	H	Kentucky	42 55					72	N	North Carolina	70 43	149	H	Rice	66 55
17	N	Kansas St.	54 69									169	A	Louisiana Tech	77 73
21	A	Texas A&M	52 54									212	H	Alabama St.	93 40
												282	N	UTEP	78 45
												345	H	Sam Houston St.	89 41
LAST 12 Division I GAMES:															
107	H	Arkansas	53 46	62	H	Florida	78 67	4	A	Mississippi St.	48 74	212	H	Alabama St.	93 40
21	A	Texas A&M	52 54	57	H	Little Rock	69 49	72	N	North Carolina	70 43	59	H	Missouri	80 71
14	H	Kentucky	42 55	36	H	Missouri	80 71	72	N	North Carolina	70 43	345	H	Sam Houston St.	89 41
2	H	South Carolina	61 84	107	A	Arkansas	53 52								

Non-Div I Games:

LSU

■ Loss,
 ■ Non-Conf,
 ■ S Site,
 ■ H Home
 ■ A Away
 N Neutral

Average RPI Win:	226	WON-LOST	WINNING	LAST 10	STRENGTH OF	OPP. STRENGTH	TEAM	ADJ.	CONF.	ADJ CONF.
Average RPI Loss:	119	RECORD	PCT. RANK	GAMES	SCHEDULE	OF SCHEDULE	RPI	RPI	RPI	RPI
DIV. I ONLY	13- 8	114	6- 4	260	132	158	158	12	12	
DIV. I NON-CONF.	7- 5	137	3- 1	233	197	171	171	13	13	
TOTALS	RPI 1-25	RPI 26-50	W-L RECORDS	RPI 51-100	RPI 101-150	RPI 150+				
13- 8	0- 1	0- 1	OVERALL	1- 1	1- 4	11- 1				
7- 4	0- 1	0- 0	HOME	0- 0	1- 2	6- 1				
5- 4	0- 0	0- 1	AWAY	1- 1	0- 2	4- 0				
1- 0	0- 0	0- 0	NEUTRAL	0- 0	0- 0	1- 0				
7- 5	0- 1	0- 1	NON-CONFERENCE	0- 1	0- 1	7- 1				
4- 2	0- 1	0- 0	HOME	0- 0	0- 0	4- 1				
2- 3	0- 0	0- 1	AWAY	0- 1	0- 1	2- 0				
1- 0	0- 0	0- 0	NEUTRAL	0- 0	0- 0	1- 0				
6- 3	0- 0	0- 0	CONFERENCE	1- 0	1- 3	4- 0				
3- 2	0- 0	0- 0	HOME	0- 0	1- 2	2- 0				
3- 1	0- 0	0- 0	AWAY	1- 0	0- 1	2- 0				
0- 0	0- 0	0- 0	NEUTRAL	0- 0	0- 0	0- 0				

RPI 1-25				RPI 26-50				RPI 51-100				RPI 101+ Team's RPI: 158			
RPI	S	Opponent	Score	RPI	S	Opponent	Score	RPI	S	Opponent	Score	RPI	S	Opponent	Score
20	H	Harvard	64 66	30	A	Temple	70 86	66	A	Villanova	49 52	112	H	Duquesne	68 76
								74	A	Dayton	54 51	128	A	VCU	56 61
												134	A	Rider	61 74
												137	H	Saint Joseph's	55 75
												146	H	George Mason	59 57
												151	A	Penn	58 56
												187	H	Fairfield	68 61
												207	H	American	63 59
												209	N	Miami (OH)	79 70
												220	A	UNCW	64 48
												239	A	Richmond	63 58
												274	H	Massachusetts	68 64
												289	A	Davidson	65 58
												292	H	Rhode Island	70 51
												304	H	UMKC	64 59
												324	H	Lafayette	49 56
												341	H	Delaware St.	78 38
LAST 12 Division I GAMES:															
				146	H	George Mason	59 57	292	H	Rhode Island	70 51				
				274	H	Massachusetts	68 64	112	H	Duquesne	68 76				
				289	A	Davidson	65 58	128	A	VCU	56 61				
				239	A	Richmond	63 58	304	H	UMKC	64 59				
				137	H	Saint Joseph's	55 75	341	H	Delaware St.	78 38				
				20	H	Harvard	64 66	187	H	Fairfield	68 61				

Non-Div I Games:

La Salle

■ Loss,
 ■ Non-Conf,
 S Site,
 ■ Home
 ■ Away
 N Neutral

Average RPI Win:	306	WON-LOST	WINNING	LAST 10	STRENGTH OF	OPP. STRENGTH	TEAM	ADJ.	CONF.	ADJ CONF.
Average RPI Loss:	190	RECORD	PCT. RANK	GAMES	SCHEDULE	OF SCHEDULE	RPI	RPI	RPI	RPI
DIV. I ONLY	3- 15	318	3- 7	295	277	328	328	20	20	
DIV. I NON-CONF.	1- 8	314	1- 2	317	321	345	345	18	18	
TOTALS	RPI 1-25	RPI 26-50	W-L RECORDS	RPI 51-100	RPI 101-150	RPI 150+				
3- 15	0- 0	0- 1	OVERALL	0- 3	0- 2	3- 9				
2- 6	0- 0	0- 0	HOME	0- 1	0- 1	2- 4				
1- 9	0- 0	0- 1	AWAY	0- 2	0- 1	1- 5				
0- 0	0- 0	0- 0	NEUTRAL	0- 0	0- 0	0- 0				
1- 8	0- 0	0- 0	NON-CONFERENCE	0- 1	0- 2	1- 5				
0- 4	0- 0	0- 0	HOME	0- 0	0- 1	0- 3				
1- 4	0- 0	0- 0	AWAY	0- 1	0- 1	1- 2				
0- 0	0- 0	0- 0	NEUTRAL	0- 0	0- 0	0- 0				
2- 7	0- 0	0- 1	CONFERENCE	0- 2	0- 0	2- 4				
2- 2	0- 0	0- 0	HOME	0- 1	0- 0	2- 1				
0- 5	0- 0	0- 1	AWAY	0- 1	0- 0	0- 3				
0- 0	0- 0	0- 0	NEUTRAL	0- 0	0- 0	0- 0				

RPI S	Opponent	Score	RPI S	Opponent	Score	RPI S	Opponent	Score	RPI S	Opponent	Score	Team's RPI: 328
49	A UT Arlington	59 93	57	A Little Rock	34 78	107	A Arkansas	46 92				
			57	H Little Rock	47 92	149	H Rice	50 93				
			98	A Ole Miss	40 97	169	H Louisiana Tech	53 73				
						196	A Louisiana	57 67				
						202	A Texas St.	50 63				
						262	H Georgia St.	72 63				
						262	H Ga. Southern	44 65				
						271	H McNeese	52 78				
						277	H Grambling	54 59				
						312	A Nicholls St.	54 73				
						320	A Northwestern St.	65 67				
						323	A Arkansas St.	56 71				
						323	H Arkansas St.	59 51				
						334	A Houston Baptist	77 65				
LAST 12 Division I GAMES:												
323	H Arkansas St.	59 51	196	A Louisiana	57 67							
57	H Little Rock	47 92	57	A Little Rock	34 78							
49	A UT Arlington	59 93	323	A Arkansas St.	56 71							
202	A Texas St.	50 63	334	A Houston Baptist	77 65							
262	H Georgia St.	72 63	149	H Rice	50 93							
262	H Ga. Southern	44 65	271	H McNeese	52 78							

Non-Div I Games: Centenary (LA) 83 39 LSU-Alexandria 73 61

La.-Monroe

■ Loss,
 ■ Non-Conf, S Site,
 ■ Home
 ■ Away
 N Neutral

Average RPI Win:	158	WON-LOST	WINNING	LAST 10	STRENGTH OF	OPP. STRENGTH	TEAM	ADJ.	CONF.	ADJ CONF.
Average RPI Loss:	180	RECORD	PCT. RANK	GAMES	SCHEDULE	OF SCHEDULE	RPI	RPI	RPI	RPI
DIV. I ONLY	1- 20	346	0- 10	158	248	324	324	25	25	
DIV. I NON-CONF.	1- 11	330	0- 3	63	204	261	261	25	25	
TOTALS	RPI 1-25	RPI 26-50	W-L RECORDS	RPI 51-100	RPI 101-150	RPI 150+				
1- 20	0- 1	0- 0	OVERALL	0- 2	0- 5	1- 12				
0- 7	0- 0	0- 0	HOME	0- 1	0- 0	0- 6				
1- 10	0- 1	0- 0	AWAY	0- 1	0- 3	1- 5				
0- 3	0- 0	0- 0	NEUTRAL	0- 0	0- 2	0- 1				
1- 11	0- 1	0- 0	NON-CONFERENCE	0- 2	0- 4	1- 4				
0- 3	0- 0	0- 0	HOME	0- 1	0- 0	0- 2				
1- 5	0- 1	0- 0	AWAY	0- 1	0- 2	1- 1				
0- 3	0- 0	0- 0	NEUTRAL	0- 0	0- 2	0- 1				
0- 9	0- 0	0- 0	CONFERENCE	0- 0	0- 1	0- 8				
0- 4	0- 0	0- 0	HOME	0- 0	0- 0	0- 4				
0- 5	0- 0	0- 0	AWAY	0- 0	0- 1	0- 4				
0- 0	0- 0	0- 0	NEUTRAL	0- 0	0- 0	0- 0				

RPI 1-25				RPI 26-50				RPI 51-100				RPI 101+ Team's RPI: 324			
RPI	S	Opponent	Score	RPI	S	Opponent	Score	RPI	S	Opponent	Score	RPI	S	Opponent	Score
11	A	Louisville	48 92					69	H	Drexel	39 81	102	N	Chattanooga	43 68
								84	A	St. John's (NY)	46 64	105	A	Navy	41 76
												112	A	Duquesne	52 67
												113	N	Hampton	55 58
												134	A	Rider	58 76
												151	H	Penn	47 64
												158	A	La Salle	56 49
												161	A	Army West Point	73 76
												207	H	American	52 76
												208	A	Princeton	27 65
												240	A	Loyola Maryland	47 75
												240	H	Loyola Maryland	55 60
												247	H	Robert Morris	51 62
												252	N	Bowling Green	42 69
												272	A	Colgate	69 76
												280	A	Boston U.	50 68
												306	H	Holy Cross	61 67
												314	H	Lehigh	53 56
LAST 12 Division I GAMES:															
240	A	Loyola Maryland	47 75	161	A	Army West Point	73 76								
314	H	Lehigh	53 56	240	H	Loyola Maryland	55 60								
207	H	American	52 76	272	A	Colgate	69 76								
105	A	Navy	41 76	69	H	Drexel	39 81								
306	H	Holy Cross	61 67	112	A	Duquesne	52 67								
280	A	Boston U.	50 68	208	A	Princeton	27 65								

Non-Div I Games:

Lafayette

■ Loss,
 ■ Non-Conf,
 ■ S Site,
 ■ H Home
 ■ A Away
 N Neutral

Average RPI Win:	275	WON-LOST	WINNING	LAST 10	STRENGTH OF	OPP. STRENGTH	TEAM	ADJ.	CONF.	ADJ CONF.
Average RPI Loss:	99	RECORD	PCT. RANK	GAMES	SCHEDULE	OF SCHEDULE	RPI	RPI	RPI	RPI
DIV. I ONLY	10- 5	87	7- 2	312	192	147	147	27	27	
DIV. I NON-CONF.	3- 3	165	1- 0	195	3	116	116	26	26	
TOTALS	RPI 1-25	RPI 26-50	W-L RECORDS	RPI 51-100	RPI 101-150	RPI 150+				
10- 5	0- 2	0- 1	OVERALL	0- 0	1- 1	9- 1				
7- 0	0- 0	0- 0	HOME	0- 0	0- 0	7- 0				
3- 5	0- 2	0- 1	AWAY	0- 0	1- 1	2- 1				
0- 0	0- 0	0- 0	NEUTRAL	0- 0	0- 0	0- 0				
3- 3	0- 2	0- 1	NON-CONFERENCE	0- 0	0- 0	3- 0				
2- 0	0- 0	0- 0	HOME	0- 0	0- 0	2- 0				
1- 3	0- 2	0- 1	AWAY	0- 0	0- 0	1- 0				
0- 0	0- 0	0- 0	NEUTRAL	0- 0	0- 0	0- 0				
7- 2	0- 0	0- 0	CONFERENCE	0- 0	1- 1	6- 1				
5- 0	0- 0	0- 0	HOME	0- 0	0- 0	5- 0				
2- 2	0- 0	0- 0	AWAY	0- 0	1- 1	1- 1				
0- 0	0- 0	0- 0	NEUTRAL	0- 0	0- 0	0- 0				

RPI 1-25				RPI 26-50				RPI 51-100				RPI 101+ Team's RPI: 147			
RPI	S	Opponent	Score	RPI	S	Opponent	Score	RPI	S	Opponent	Score	RPI	S	Opponent	Score
7	A	Oregon St.	56 88	37	A	Oregon	67 84					121	A	Central Ark.	70 56
17	A	Kansas St.	43 68									122	A	Abilene Christian	59 77
												184	H	New Orleans	73 42
												242	A	Canisius	65 51
												276	H	Northern Ariz.	75 60
												288	H	A&M-Corpus Christi	65 49
												300	H	Loyola Chicago	76 50
												312	A	Nicholls St.	67 78
												320	H	Northwestern St.	73 60
												335	H	Incarnate Word	83 54
												336	H	Southeastern La.	86 68
												345	A	Sam Houston St.	70 44
LAST 12 Division I GAMES:															
320	H	Northwestern St.	73 60	336	H	Southeastern La.	86 68								
288	H	A&M-Corpus Christi	65 49	184	H	New Orleans	73 42								
312	A	Nicholls St.	67 78	121	A	Central Ark.	70 56								
345	A	Sam Houston St.	70 44	300	H	Loyola Chicago	76 50								
122	A	Abilene Christian	59 77	242	A	Canisius	65 51								
335	H	Incarnate Word	83 54	276	H	Northern Ariz.	75 60								

Non-Div I Games: St. Thomas (TX) 95 49 Louisiana Col. 94 55 Howard Payne 93 56 Southwestern (TX) 87 41
Lamar University

Average RPI Win: 298	WON-LOST	WINNING	LAST 10	STRENGTH OF	OPP. STRENGTH	TEAM	ADJ.	CONF.	ADJ CONF.
Average RPI Loss: 180	RECORD	PCT. RANK	GAMES	SCHEDULE	OF SCHEDULE	RPI	RPI	RPI	RPI
DIV. I ONLY	5- 14	287	1- 9	259	312	314	314	25	25
DIV. I NON-CONF.	4- 6	209	0- 3	235	327	274	274	25	25
TOTALS	RPI 1-25	RPI 26-50	W-L RECORDS	RPI 51-100	RPI 101-150	RPI 150+			
5- 14	0- 0	0- 1	OVERALL	0- 2	0- 3	5- 8			
3- 7	0- 0	0- 1	HOME	0- 0	0- 2	3- 4			
2- 7	0- 0	0- 0	AWAY	0- 2	0- 1	2- 4			
0- 0	0- 0	0- 0	NEUTRAL	0- 0	0- 0	0- 0			
4- 6	0- 0	0- 0	NON-CONFERENCE	0- 2	0- 2	4- 2			
3- 3	0- 0	0- 0	HOME	0- 0	0- 1	3- 2			
1- 3	0- 0	0- 0	AWAY	0- 2	0- 1	1- 0			
0- 0	0- 0	0- 0	NEUTRAL	0- 0	0- 0	0- 0			
1- 8	0- 0	0- 1	CONFERENCE	0- 0	0- 1	1- 6			
0- 4	0- 0	0- 1	HOME	0- 0	0- 1	0- 2			
1- 4	0- 0	0- 0	AWAY	0- 0	0- 0	1- 4			
0- 0	0- 0	0- 0	NEUTRAL	0- 0	0- 0	0- 0			

RPI 1-25			RPI 26-50			RPI 51-100			RPI 101+ Team's RPI: 314		
RPI	S	Opponent	Score	RPI	S	Opponent	Score	RPI	S	Opponent	Score
				45	H	Bucknell	58 77	59	A	California	63 96
								66	A	Villanova	37 59
								105	H	Navy	64 66
								112	A	Duquesne	49 63
								134	H	Rider	68 75
								161	H	Army West Point	71 75
								188	H	Sacred Heart	68 62
								207	A	American	51 68
								236	H	Monmouth	62 73
								240	A	Loyola Maryland	58 62
								280	A	Boston U.	50 64
								280	H	Boston U.	64 69
								283	H	Norfolk St.	57 81
								305	H	NJIT	84 52
								306	A	Holy Cross	47 65
								324	A	Lafayette	56 53
								330	A	Mt. St. Mary's	74 57
								341	H	Delaware St.	91 80
LAST 12 Division I GAMES:											
280	A	Boston U.	50 64	240	A	Loyola Maryland	58 62				
324	A	Lafayette	56 53	280	H	Boston U.	64 69				
105	H	Navy	64 66	161	H	Army West Point	71 75				
306	A	Holy Cross	47 65	59	A	California	63 96				
45	H	Bucknell	58 77	134	H	Rider	68 75				
207	A	American	51 68	66	A	Villanova	37 59				

Non-Div I Games: East Stroudsburg 78 72

Lehigh

■ Loss,
 ■ Non-Conf, S Site,
 ■ Home
 ■ Away
 N Neutral

Liberty

Through Games Of Jan. 29, 2017

Average RPI Win: 304	WON-LOST	WINNING	LAST 10	STRENGTH OF	OPP. STRENGTH	TEAM	ADJ.	CONF.	ADJ CONF.
Average RPI Loss: 165	RECORD	PCT. RANK	GAMES	SCHEDULE	OF SCHEDULE	RPI	RPI	RPI	RPI
DIV. I ONLY	5- 13	281	5- 5	247	268	308	308	28	28
DIV. I NON-CONF.	0- 10	335	0- 4	115	205	320	320	28	28
TOTALS	RPI 1-25	RPI 26-50	W-L RECORDS	RPI 51-100	RPI 101-150	RPI 150+			
5- 13	0- 1	0- 1	OVERALL	0- 1	0- 4	5- 6			
4- 3	0- 1	0- 1	HOME	0- 0	0- 0	4- 1			
1- 6	0- 0	0- 0	AWAY	0- 0	0- 3	1- 3			
0- 4	0- 0	0- 0	NEUTRAL	0- 1	0- 1	0- 2			
0- 10	0- 1	0- 1	NON-CONFERENCE	0- 1	0- 3	0- 4			
0- 3	0- 1	0- 1	HOME	0- 0	0- 0	0- 1			
0- 3	0- 0	0- 0	AWAY	0- 0	0- 2	0- 1			
0- 4	0- 0	0- 0	NEUTRAL	0- 1	0- 1	0- 2			
5- 3	0- 0	0- 0	CONFERENCE	0- 0	0- 1	5- 2			
4- 0	0- 0	0- 0	HOME	0- 0	0- 0	4- 0			
1- 3	0- 0	0- 0	AWAY	0- 0	0- 1	1- 2			
0- 0	0- 0	0- 0	NEUTRAL	0- 0	0- 0	0- 0			

RPI 1-25				RPI 26-50				RPI 51-100				RPI 101+ Team's RPI: 308			
RPI	S	Opponent	Score	RPI	S	Opponent	Score	RPI	S	Opponent	Score	RPI	S	Opponent	Score
10	H	Duke	38 98	50	H	James Madison	48 62	74	N	Dayton	53 82	105	A	Navy	66 67
												109	A	Radford	68 76
												121	N	Central Ark.	41 61
												150	A	UTSA	64 80
												195	H	Appalachian St.	57 66
												222	A	UNC Asheville	54 64
												239	N	Richmond	54 63
												259	H	Presbyterian	68 60
												260	N	UMBC	51 62
												285	A	Gardner-Webb	82 84
												286	A	Charleston So.	81 72
												318	H	High Point	81 74
												321	A	Valparaiso	68 70
												325	H	Winthrop	80 51
												332	H	Longwood	92 47
LAST 12 Division I GAMES:															
325	H	Winthrop	80 51	318	H	High Point	81 74								
109	A	Radford	68 76	286	A	Charleston So.	81 72								
222	A	UNC Asheville	54 64	260	N	UMBC	51 62								
332	H	Longwood	92 47	74	N	Dayton	53 82								
285	A	Gardner-Webb	82 84	150	A	UTSA	64 80								
259	H	Presbyterian	68 60	121	N	Central Ark.	41 61								

Non-Div I Games: West Liberty 64 38

Liberty

Loss, Non-Conf, S Site, H Home A Away N Neutral

Average RPI Win:	232	WON-LOST	WINNING	LAST 10	STRENGTH OF	OPP. STRENGTH	TEAM	ADJ.	CONF.	ADJ CONF.
Average RPI Loss:	187	RECORD	PCT. RANK	GAMES	SCHEDULE	OF SCHEDULE	RPI	RPI	RPI	RPI
DIV. I ONLY	3- 17	326	3- 7	111	329	287	287	24	24	
DIV. I NON-CONF.	2- 12	310	2- 4	98	342	285	285	24	24	
TOTALS	RPI 1-25	RPI 26-50	W-L RECORDS	RPI 51-100	RPI 101-150	RPI 150+				
3- 17	0- 0	0- 0	OVERALL	0- 5	1- 2	2- 10				
1- 7	0- 0	0- 0	HOME	0- 1	0- 1	1- 5				
2- 10	0- 0	0- 0	AWAY	0- 1	1- 0	1- 1				
0- 0	0- 0	0- 0	NEUTRAL	0- 0	0- 0	0- 0				
2- 12	0- 0	0- 0	NON-CONFERENCE	0- 3	1- 2	1- 7				
1- 4	0- 0	0- 0	HOME	0- 0	0- 1	1- 3				
1- 8	0- 0	0- 0	AWAY	0- 3	1- 1	0- 4				
0- 0	0- 0	0- 0	NEUTRAL	0- 0	0- 0	0- 0				
1- 5	0- 0	0- 0	CONFERENCE	0- 2	0- 0	1- 3				
0- 3	0- 0	0- 0	HOME	0- 1	0- 0	0- 2				
1- 2	0- 0	0- 0	AWAY	0- 1	0- 0	1- 1				
0- 0	0- 0	0- 0	NEUTRAL	0- 0	0- 0	0- 0				

RPI 1-25				RPI 26-50				RPI 51-100				RPI 101+ Team's RPI: 287					
RPI	S	Opponent	Score	RPI	S	Opponent	Score	RPI	S	Opponent	Score	RPI	S	Opponent	Score		
								79	A	Jacksonville	60	84	118	A	Alabama	35	82
								80	A	Belmont	62	100	119	H	Saint Louis	38	83
								87	H	FGCU	63	90	139	A	Ball St.	78	74
								89	A	Western Ky.	35	87	165	H	Stetson	66	91
								98	A	Ole Miss	49	76	205	A	Morehead St.	53	73
													208	H	Princeton	43	71
													240	A	Loyola Maryland	30	74
													243	H	Tennessee St.	71	77
													254	A	Murray St.	59	79
													266	H	Tennessee Tech	71	69
													286	H	Charleston So.	52	67
													291	A	North Florida	60	58
													296	H	Kennesaw St.	55	70
													302	A	Southeast Mo. St.	63	79
													305	A	NJIT	68	76
LAST 12 Division I GAMES:																	
305	A	NJIT	68	76	208	H	Princeton	43	71								
79	A	Jacksonville	60	84	119	H	Saint Louis	38	83								
291	A	North Florida	60	58	266	H	Tennessee Tech	71	69								
165	H	Stetson	66	91	139	A	Ball St.	78	74								
87	H	FGCU	63	90	89	A	Western Ky.	35	87								
296	H	Kennesaw St.	55	70	243	H	Tennessee St.	71	77								

Non-Div I Games: Anderson (SC) 66 59

Lipscomb

■ Loss,
 ■ Non-Conf,
 ■ S Site,
 ■ H Home
 ■ A Away
 N Neutral

Little Rock

Through Games Of Jan. 29, 2017

Average RPI Win:	207	WON-LOST	WINNING	LAST 10	STRENGTH OF	OPP. STRENGTH	TEAM	ADJ.	CONF.	ADJ CONF.
Average RPI Loss:	37	RECORD	PCT. RANK	GAMES	SCHEDULE	OF SCHEDULE	RPI	RPI	RPI	RPI
DIV. I ONLY	15- 6	61	0- 1	93	123	57	57	20	20	
DIV. I NON-CONF.	6- 6	165	0- 1	16	22	54	54	18	18	
TOTALS	RPI 1-25	RPI 26-50	W-L RECORDS	RPI 51-100	RPI 101-150	RPI 150+				
15- 6	0- 4	0- 1	OVERALL	0- 0	4- 1	11- 0				
8- 2	0- 2	0- 0	HOME	0- 0	3- 0	5- 0				
7- 4	0- 2	0- 1	AWAY	0- 0	1- 1	6- 0				
0- 0	0- 0	0- 0	NEUTRAL	0- 0	0- 0	0- 0				
6- 6	0- 4	0- 1	NON-CONFERENCE	0- 0	3- 1	3- 0				
3- 2	0- 2	0- 0	HOME	0- 0	2- 0	1- 0				
3- 4	0- 2	0- 1	AWAY	0- 0	1- 1	2- 0				
0- 0	0- 0	0- 0	NEUTRAL	0- 0	0- 0	0- 0				
9- 0	0- 0	0- 0	CONFERENCE	0- 0	1- 0	8- 0				
5- 0	0- 0	0- 0	HOME	0- 0	1- 0	4- 0				
4- 0	0- 0	0- 0	AWAY	0- 0	0- 0	4- 0				
0- 0	0- 0	0- 0	NEUTRAL	0- 0	0- 0	0- 0				

RPI 1-25				RPI 26-50				RPI 51-100				Team's RPI: 57	RPI 101+			
RPI	S	Opponent	Score	RPI	S	Opponent	Score	RPI	S	Opponent	Score		RPI	S	Opponent	Score
4	H	Mississippi St.	44 58	29	A	Green Bay	31 57						106	H	Troy	77 74
18	A	Oklahoma	58 68										119	H	Saint Louis	56 43
21	H	Texas A&M	37 55										123	A	Fordham	43 65
25	A	LSU	49 69										135	H	Oral Roberts	56 50
													141	A	Tulsa	63 58
													156	A	Missouri St.	58 47
													175	A	Memphis	54 44
													195	A	Appalachian St.	77 69
													196	A	Louisiana	82 64
													196	H	Louisiana	64 60
													224	H	North Texas	55 44
													231	A	Coastal Caro.	74 66
													251	H	South Ala.	71 54
													323	H	Arkansas St.	73 59
													328	A	La.-Monroe	92 47
													328	H	La.-Monroe	78 34
LAST 12 Division I GAMES:																
123	A	Fordham	43 65	195	A	Appalachian St.	77 69									
196	A	Louisiana	82 64	231	A	Coastal Caro.	74 66									
328	A	La.-Monroe	92 47	328	H	La.-Monroe	78 34									
251	H	South Ala.	71 54	196	H	Louisiana	64 60									
106	H	Troy	77 74	25	A	LSU	49 69									
323	H	Arkansas St.	73 59	141	A	Tulsa	63 58									

Non-Div I Games:

Little Rock

Loss, Non-Conf, S Site, H Home A Away N Neutral

Average RPI Win:	198	WON-LOST	WINNING	LAST 10	STRENGTH OF	OPP. STRENGTH	TEAM	ADJ.	CONF.	ADJ CONF.
Average RPI Loss:	88	RECORD	PCT. RANK	GAMES	SCHEDULE	OF SCHEDULE	RPI	RPI	RPI	RPI
DIV. I ONLY	14- 7	87	7- 3	114	138	78	78	23	23	
DIV. I NON-CONF.	8- 6	141	2- 2	102	78	96	96	23	23	
TOTALS	RPI 1-25	RPI 26-50	W-L RECORDS	RPI 51-100	RPI 101-150	RPI 150+				
14- 7	1- 1	0- 2	OVERALL	2- 2	1- 1	10- 1				
7- 1	0- 1	0- 0	HOME	1- 0	1- 0	5- 0				
5- 3	0- 0	0- 0	AWAY	1- 1	0- 1	4- 1				
2- 3	1- 0	0- 2	NEUTRAL	0- 1	0- 0	1- 0				
8- 6	1- 1	0- 2	NON-CONFERENCE	0- 2	1- 1	6- 0				
3- 1	0- 1	0- 0	HOME	0- 0	1- 0	2- 0				
3- 2	0- 0	0- 0	AWAY	0- 1	0- 1	3- 0				
2- 3	1- 0	0- 2	NEUTRAL	0- 1	0- 0	1- 0				
6- 1	0- 0	0- 0	CONFERENCE	2- 0	0- 0	4- 1				
4- 0	0- 0	0- 0	HOME	1- 0	0- 0	3- 0				
2- 1	0- 0	0- 0	AWAY	1- 0	0- 0	1- 1				
0- 0	0- 0	0- 0	NEUTRAL	0- 0	0- 0	0- 0				

RPI 1-25				RPI 26-50				RPI 51-100				Team's RPI: 78	RPI 101+			
RPI	S	Opponent	Score	RPI	S	Opponent	Score	RPI	S	Opponent	Score		RPI	S	Opponent	Score
10	H	Duke	46 83	44	N	Oklahoma St.	57 63	62	N	Florida	53 83		143	A	San Francisco	71 73
24	N	South Fla.	73 68	48	N	Quinnipiac	60 63	73	A	Southern California	74 82		145	H	Columbia	73 60
								100	A	UC Davis	64 51		167	H	Houston	65 55
								100	H	UC Davis	64 62		170	H	UC Riverside	55 51
													198	H	Pacific	66 58
													200	A	Loyola Marymount	81 78
													216	H	Hawaii	68 57
													234	A	UC Santa Barbara	60 65
													249	H	Cal Poly	83 80
													269	A	Nevada	97 93
													280	N	Boston U.	61 48
													311	A	Pepperdine	44 41
													340	A	Cal St. Fullerton	65 48
LAST 12 Division I GAMES:																
170	H	UC Riverside	55 51	216	H	Hawaii	68 57									
340	A	Cal St. Fullerton	65 48	145	H	Columbia	73 60									
100	H	UC Davis	64 62	48	N	Quinnipiac	60 63									
234	A	UC Santa Barbara	60 65	44	N	Oklahoma St.	57 63									
249	H	Cal Poly	83 80	24	N	South Fla.	73 68									
100	A	UC Davis	64 51	200	A	Loyola Marymount	81 78									

Non-Div I Games: Biola 76 48

Long Beach St.

■ Loss,
 ■ Non-Conf,
 ■ S Site,
 ■ H Home
 ■ A Away
 N Neutral

Average RPI Win:	340	WON-LOST	WINNING	LAST 10	STRENGTH OF	OPP. STRENGTH	TEAM	ADJ.	CONF.	ADJ CONF.
Average RPI Loss:	202	RECORD	PCT. RANK	GAMES	SCHEDULE	OF SCHEDULE	RPI	RPI	RPI	RPI
DIV. I ONLY	2- 15	335	1- 8	262	337	332	332	28	28	
DIV. I NON-CONF.	2- 7	284	1- 2	197	325	280	280	28	28	
TOTALS	RPI 1-25	RPI 26-50	W-L RECORDS	RPI 51-100	RPI 101-150	RPI 150+				
2- 15	0- 1	0- 1	OVERALL	0- 2	0- 1	2- 10				
1- 5	0- 0	0- 0	HOME	0- 0	0- 0	1- 5				
1- 10	0- 0	0- 0	AWAY	0- 1	0- 1	1- 1				
0- 0	0- 0	0- 0	NEUTRAL	0- 0	0- 0	0- 0				
2- 7	0- 1	0- 1	NON-CONFERENCE	0- 2	0- 0	2- 3				
1- 1	0- 0	0- 0	HOME	0- 0	0- 0	1- 1				
1- 6	0- 1	0- 1	AWAY	0- 2	0- 0	1- 2				
0- 0	0- 0	0- 0	NEUTRAL	0- 0	0- 0	0- 0				
0- 8	0- 0	0- 0	CONFERENCE	0- 0	0- 1	0- 7				
0- 4	0- 0	0- 0	HOME	0- 0	0- 0	0- 4				
0- 4	0- 0	0- 0	AWAY	0- 0	0- 1	0- 3				
0- 0	0- 0	0- 0	NEUTRAL	0- 0	0- 0	0- 0				

RPI 1-25				RPI 26-50				RPI 51-100				RPI 101+ Team's RPI: 332			
RPI	S	Opponent	Score	RPI	S	Opponent	Score	RPI	S	Opponent	Score	RPI	S	Opponent	Score
10	A	Duke	48 105	40	A	Marquette	37 87	54	A	West Virginia	40 107	109	A	Radford	55 73
								76	A	Charlotte	41 66	206	H	Campbell	54 66
												219	A	Marshall	50 70
												222	H	UNC Asheville	53 80
												259	A	Presbyterian	55 65
												283	H	Norfolk St.	56 85
												285	H	Gardner-Webb	43 77
												286	H	Charleston So.	47 62
												308	A	Liberty	47 92
												325	A	Winthrop	72 78
												338	A	UMass Lowell	72 59
												341	H	Delaware St.	88 77
												343	A	Fairleigh Dickinson	59 75
LAST 12 Division I GAMES:															
286	H	Charleston So.	47 62	222	H	UNC Asheville	53 80								
325	A	Winthrop	72 78	259	A	Presbyterian	55 65								
206	H	Campbell	54 66	341	H	Delaware St.	88 77								
308	A	Liberty	47 92	219	A	Marshall	50 70								
109	A	Radford	55 73	54	A	West Virginia	40 107								
285	H	Gardner-Webb	43 77	76	A	Charlotte	41 66								

Non-Div I Games: West Va. Tech 58 76 Milligan 71 47

Longwood

Loss, Non-Conf, S Site, H Home A Away N Neutral

Average RPI Win:	286	WON-LOST	WINNING	LAST 10	STRENGTH OF	OPP. STRENGTH	TEAM	ADJ.	CONF.	ADJ CONF.
Average RPI Loss:	95	RECORD	PCT. RANK	GAMES	SCHEDULE	OF SCHEDULE	RPI	RPI	RPI	RPI
DIV. I ONLY	9- 7	140	6- 4	256	218	196	196	20	20	
DIV. I NON-CONF.	4- 3	141	2- 1	238	190	182	182	18	18	
TOTALS	RPI 1-25	RPI 26-50	W-L RECORDS	RPI 51-100	RPI 101-150	RPI 150+				
9- 7	0- 1	0- 1	OVERALL	0- 2	0- 1	9- 2				
6- 2	0- 0	0- 0	HOME	0- 1	0- 0	6- 1				
2- 4	0- 0	0- 0	AWAY	0- 1	0- 1	2- 0				
1- 1	0- 1	0- 0	NEUTRAL	0- 0	0- 0	1- 0				
4- 3	0- 1	0- 0	NON-CONFERENCE	0- 0	0- 1	4- 1				
2- 1	0- 0	0- 0	HOME	0- 0	0- 0	2- 1				
1- 1	0- 0	0- 0	AWAY	0- 0	0- 1	1- 0				
1- 1	0- 1	0- 0	NEUTRAL	0- 0	0- 0	1- 0				
5- 4	0- 0	0- 1	CONFERENCE	0- 2	0- 0	5- 1				
4- 1	0- 0	0- 0	HOME	0- 1	0- 0	4- 0				
1- 3	0- 0	0- 1	AWAY	0- 1	0- 0	1- 1				
0- 0	0- 0	0- 0	NEUTRAL	0- 0	0- 0	0- 0				

RPI 1-25				RPI 26-50				RPI 51-100				RPI 101+ Team's RPI: 196			
RPI	S	Opponent	Score	RPI	S	Opponent	Score	RPI	S	Opponent	Score	RPI	S	Opponent	Score
3	N	Notre Dame	51 91	49	A	UT Arlington	66 79	57	A	Little Rock	60 64	132	A	Southern Miss.	49 71
								57	H	Little Rock	64 82	167	H	Houston	64 69
												169	H	Louisiana Tech	80 72
												202	A	Texas St.	40 62
												262	H	Georgia St.	72 65
												262	H	Ga. Southern	79 52
												271	A	McNeese	77 70
												302	N	Southeast Mo. St.	82 78
												323	A	Arkansas St.	80 72
												323	H	Arkansas St.	72 60
												328	H	La.-Monroe	67 57
												336	H	Southeastern La.	86 77
LAST 12 Division I GAMES:															
				57	H	Little Rock	64 82	328	H	La.-Monroe	67 57				
				323	H	Arkansas St.	72 60	323	A	Arkansas St.	80 72				
				202	A	Texas St.	40 62	57	A	Little Rock	60 64				
				49	A	UT Arlington	66 79	169	H	Louisiana Tech	80 72				
				262	H	Ga. Southern	79 52	336	H	Southeastern La.	86 77				
				262	H	Georgia St.	72 65	167	H	Houston	64 69				

Non-Div I Games: Xavier (LA) 74 55 Southern-N.O. 87 57

Louisiana

Loss, Non-Conf, S Site, H Home A Away N Neutral

Average RPI Win:	218	WON-LOST	WINNING	LAST 10	STRENGTH OF	OPP. STRENGTH	TEAM	ADJ.	CONF.	ADJ CONF.
Average RPI Loss:	127	RECORD	PCT. RANK	GAMES	SCHEDULE	OF SCHEDULE	RPI	RPI	RPI	RPI
DIV. I ONLY	9- 10	188	5- 5	141	142	169	169	15	15	
DIV. I NON-CONF.	4- 6	209	0- 3	170	212	202	202	17	17	
TOTALS	RPI 1-25	RPI 26-50	W-L RECORDS	RPI 51-100	RPI 101-150	RPI 150+				
9- 10	0- 2	0- 0	OVERALL	1- 2	2- 3	6- 3				
5- 5	0- 2	0- 0	HOME	1- 2	1- 1	3- 0				
4- 5	0- 0	0- 0	AWAY	0- 0	1- 2	3- 3				
0- 0	0- 0	0- 0	NEUTRAL	0- 0	0- 0	0- 0				
4- 6	0- 2	0- 0	NON-CONFERENCE	0- 1	0- 1	4- 2				
2- 3	0- 2	0- 0	HOME	0- 1	0- 0	2- 0				
2- 3	0- 0	0- 0	AWAY	0- 0	0- 1	2- 2				
0- 0	0- 0	0- 0	NEUTRAL	0- 0	0- 0	0- 0				
5- 4	0- 0	0- 0	CONFERENCE	1- 1	2- 2	2- 1				
3- 2	0- 0	0- 0	HOME	1- 1	1- 1	1- 0				
2- 2	0- 0	0- 0	AWAY	0- 0	1- 1	1- 1				
0- 0	0- 0	0- 0	NEUTRAL	0- 0	0- 0	0- 0				

RPI 1-25				RPI 26-50				RPI 51-100				RPI 101+ Team's RPI: 169			
RPI	S	Opponent	Score	RPI	S	Opponent	Score	RPI	S	Opponent	Score	RPI	S	Opponent	Score
23	H	Auburn	66 76					76	H	Charlotte	80 54	124	A	Clemson	67 78
25	H	LSU	73 77					81	H	Middle Tenn.	65 79	132	H	Southern Miss.	72 61
								85	H	SFA	58 60	133	H	Old Dominion	64 69
												149	A	Rice	70 67
												150	A	UTSA	61 63
												175	A	Memphis	54 56
												193	H	UAB	64 63
												196	A	Louisiana	72 80
												224	A	North Texas	72 65
												271	A	McNeese	66 56
												277	H	Grambling	69 55
												282	A	UTEP	62 69
												312	H	Nicholls St.	68 52
												328	A	La.-Monroe	73 53
LAST 12 Division I GAMES:															
81	H	Middle Tenn.	65 79	150	A	UTSA	61 63								
193	H	UAB	64 63	282	A	UTEP	62 69								
224	A	North Texas	72 65	132	H	Southern Miss.	72 61								
149	A	Rice	70 67	196	A	Louisiana	72 80								
133	H	Old Dominion	64 69	175	A	Memphis	54 56								
76	H	Charlotte	80 54	23	H	Auburn	66 76								

Non-Div I Games: LSU-Alexandria 103 63

Louisiana Tech

■ Loss,
 ■ Non-Conf, S Site,
 ■ Home
 ■ Away
 N Neutral

Louisville

Through Games Of Jan. 29, 2017

Average RPI Win: 120		WON-LOST	WINNING	LAST 10	STRENGTH OF	OPP. STRENGTH	TEAM	ADJ.	CONF.	ADJ CONF.
Average RPI Loss: 9		RECORD	PCT. RANK	GAMES	SCHEDULE	OF SCHEDULE	RPI	RPI	RPI	RPI
DIV. I ONLY		20- 4	17	8- 2	14	20	11	11	3	3
DIV. I NON-CONF.		13- 2	22	3- 0	43	32	13	13	4	4
TOTALS		RPI 1-25	RPI 26-50		W-L RECORDS		RPI 51-100	RPI 101-150	RPI 150+	
20- 4	3- 4	2- 0		OVERALL		5- 0	5- 0	5- 0		
13- 1	2- 1	2- 0		HOME		3- 0	2- 0	4- 0		
7- 2	1- 2	0- 0		AWAY		2- 0	3- 0	1- 0		
0- 1	0- 1	0- 0		NEUTRAL		0- 0	0- 0	0- 0		
13- 2	2- 2	1- 0		NON-CONFERENCE		3- 0	2- 0	5- 0		
9- 1	1- 1	1- 0		HOME		2- 0	1- 0	4- 0		
4- 0	1- 0	0- 0		AWAY		1- 0	1- 0	1- 0		
0- 1	0- 1	0- 0		NEUTRAL		0- 0	0- 0	0- 0		
7- 2	1- 2	1- 0		CONFERENCE		2- 0	3- 0	0- 0		
4- 0	1- 0	1- 0		HOME		1- 0	1- 0	0- 0		
3- 2	0- 2	0- 0		AWAY		1- 0	2- 0	0- 0		
0- 0	0- 0	0- 0		NEUTRAL		0- 0	0- 0	0- 0		

RPI S	Opponent	Score	RPI S	Opponent	Score	RPI S	Opponent	Score	RPI S	Opponent	Score
2 N	South Carolina	59 83	34 H	Syracuse	91 76	56 H	Georgia Tech	91 51	102 H	Chattanooga	63 47
6 A	Florida St.	65 72	38 H	South Dakota St.	83 30	71 A	Virginia	86 81	111 A	Vanderbilt	78 66
10 A	Duke	55 58				80 H	Belmont	73 50	124 A	Clemson	60 46
14 H	Kentucky	69 67				81 A	Middle Tenn.	91 72	126 A	Pittsburgh	63 48
19 H	Maryland	72 78				89 H	Western Ky.	68 61	126 H	Pittsburgh	73 52
22 H	Miami (FL)	63 59							192 H	Col. of Charleston	86 58
24 A	South Fla.	66 52							252 H	Bowling Green	83 58
									255 A	UT Martin	100 57
									281 H	Evansville	89 47
									324 H	Lafayette	92 48
LAST 12 Division I GAMES:											
126 A	Pittsburgh	63 48	126 H	Pittsburgh	73 52						
124 A	Clemson	60 46	71 A	Virginia	86 81						
24 A	South Fla.	66 52	10 A	Duke	55 58						
56 H	Georgia Tech	91 51	34 H	Syracuse	91 76						
22 H	Miami (FL)	63 59	111 A	Vanderbilt	78 66						
6 A	Florida St.	65 72	281 H	Evansville	89 47						

Non-Div I Games:

Louisville

■ Loss,
■ Non-Conf, S Site,
■ Home
■ Away
N Neutral

Average RPI Win:	320	WON-LOST	WINNING	LAST 10	STRENGTH OF	OPP. STRENGTH	TEAM	ADJ.	CONF.	ADJ CONF.
Average RPI Loss:	131	RECORD	PCT. RANK	GAMES	SCHEDULE	OF SCHEDULE	RPI	RPI	RPI	RPI
DIV. I ONLY	2- 18	338	1- 9	90	189	300	300	16	16	
DIV. I NON-CONF.	1- 10	325	1- 2	31	195	251	251	14	14	
TOTALS	RPI 1-25	RPI 26-50	W-L RECORDS	RPI 51-100	RPI 101-150	RPI 150+				
2- 18	0- 2	0- 1	OVERALL	0- 3	0- 4	2- 8				
2- 7	0- 1	0- 0	HOME	0- 1	0- 0	2- 5				
0- 9	0- 1	0- 1	AWAY	0- 2	0- 2	0- 3				
0- 2	0- 0	0- 0	NEUTRAL	0- 0	0- 2	0- 0				
1- 10	0- 2	0- 0	NON-CONFERENCE	0- 2	0- 4	1- 2				
1- 3	0- 1	0- 0	HOME	0- 1	0- 0	1- 1				
0- 5	0- 1	0- 0	AWAY	0- 1	0- 2	0- 1				
0- 2	0- 0	0- 0	NEUTRAL	0- 0	0- 2	0- 0				
1- 8	0- 0	0- 1	CONFERENCE	0- 1	0- 0	1- 6				
1- 4	0- 0	0- 0	HOME	0- 0	0- 0	1- 4				
0- 4	0- 0	0- 1	AWAY	0- 1	0- 0	0- 2				
0- 0	0- 0	0- 0	NEUTRAL	0- 0	0- 0	0- 0				

RPI 1-25			RPI 26-50			RPI 51-100			RPI 101+			Team's RPI: 300
RPI	S	Opponent	Score	RPI	S	Opponent	Score	RPI	S	Opponent	Score	
16	H	DePaul	46 107	33	A	Drake	46 89	58	A	UNI	30 68	106 N Troy 67 91
22	A	Miami (FL)	43 81					83	H	Northern Ill.	70 90	124 N Clemson 40 61
								95	A	Central Mich.	57 95	126 A Pittsburgh 35 59
												147 A Lamar University 50 76
												156 H Missouri St. 32 60
												160 H Milwaukee 46 73
												164 A Western Mich. 53 65
												172 H Wichita St. 64 83
												189 H Indiana St. 38 48
												197 A Southern Ill. 57 73
												233 H Bradley 53 60
												281 A Evansville 36 67
												313 H Illinois St. 64 61
												327 H Chicago St. 59 54
LAST 12 Division I GAMES:												
172	H	Wichita St.	64 83	313	H	Illinois St.	64 61					
156	H	Missouri St.	32 60	281	A	Evansville	36 67					
58	A	UNI	30 68	197	A	Southern Ill.	57 73					
33	A	Drake	46 89	147	A	Lamar University	50 76					
189	H	Indiana St.	38 48	16	H	DePaul	46 107					
233	H	Bradley	53 60	327	H	Chicago St.	59 54					

Non-Div I Games:

Loyola Chicago

■ Loss,
■ Non-Conf,
■ S Site,
■ H Home
■ A Away
N Neutral

Average RPI Win:	287	WON-LOST	WINNING	LAST 10	STRENGTH OF	OPP. STRENGTH	TEAM	ADJ.	CONF.	ADJ CONF.
Average RPI Loss:	126	RECORD	PCT. RANK	GAMES	SCHEDULE	OF SCHEDULE	RPI	RPI	RPI	RPI
DIV. I ONLY	9- 11	202	5- 5	224	245	240	240	25	25	
DIV. I NON-CONF.	4- 7	224	1- 2	168	220	231	231	25	25	
TOTALS	RPI 1-25	RPI 26-50	W-L RECORDS	RPI 51-100	RPI 101-150	RPI 150+				
9- 11	0- 1	0- 1	OVERALL	0- 2	0- 4	9- 3				
7- 5	0- 1	0- 1	HOME	0- 0	0- 2	7- 1				
2- 6	0- 0	0- 0	AWAY	0- 2	0- 2	2- 2				
0- 0	0- 0	0- 0	NEUTRAL	0- 0	0- 0	0- 0				
4- 7	0- 1	0- 0	NON-CONFERENCE	0- 2	0- 3	4- 1				
3- 3	0- 1	0- 0	HOME	0- 0	0- 2	3- 0				
1- 4	0- 0	0- 0	AWAY	0- 2	0- 1	1- 1				
0- 0	0- 0	0- 0	NEUTRAL	0- 0	0- 0	0- 0				
5- 4	0- 0	0- 1	CONFERENCE	0- 0	0- 1	5- 2				
4- 2	0- 0	0- 1	HOME	0- 0	0- 0	4- 1				
1- 2	0- 0	0- 0	AWAY	0- 0	0- 1	1- 1				
0- 0	0- 0	0- 0	NEUTRAL	0- 0	0- 0	0- 0				

RPI	S	Opponent	Score	RPI	S	Opponent	Score	RPI	S	Opponent	Score	RPI	S	Opponent	Score	Team's RPI: 240
19	H	Maryland	60 79	45	H	Bucknell	66 72	75	A	George Washington	64 74	105	A	Navy	51 77	
								82	A	Cornell	50 58	115	H	Delaware	45 47	
												126	A	Pittsburgh	44 74	
												145	H	Columbia	53 65	
												161	H	Army West Point	71 62	
												187	A	Fairfield	57 58	
												207	H	American	45 60	
												260	A	UMBC	70 65	
												272	H	Colgate	87 77	
												280	A	Boston U.	58 61	
												287	H	Lipscomb	74 30	
												310	H	St. Francis Brooklyn	69 60	
												314	H	Lehigh	62 58	
												324	A	Lafayette	60 55	
												324	H	Lafayette	75 47	
												330	H	Mt. St. Mary's	58 53	
LAST 12 Division I GAMES:																
324	H	Lafayette	75 47	314	H	Lehigh	62 58									
272	H	Colgate	87 77	324	A	Lafayette	60 55									
45	H	Bucknell	66 72	207	H	American	45 60									
280	A	Boston U.	58 61	75	A	George Washington	64 74									
105	A	Navy	51 77	19	H	Maryland	60 79									
161	H	Army West Point	71 62	260	A	UMBC	70 65									

Non-Div I Games:

Loyola Maryland

■ Loss,
 ■ Non-Conf, S Site,
 ■ Home
 ■ Away
 N Neutral

Average RPI Win: 238		WON-LOST	WINNING	LAST 10	STRENGTH OF	OPP. STRENGTH	TEAM	ADJ.	CONF.	ADJ CONF.
Average RPI Loss: 112		RECORD	PCT. RANK	GAMES	SCHEDULE	OF SCHEDULE	RPI	RPI	RPI	RPI
DIV. I ONLY		10- 11	183	5- 5	215	140	200	200	14	14
DIV. I NON-CONF.		5- 6	186	0- 2	223	201	206	206	12	12
TOTALS		RPI 1-25	RPI 26-50	W-L RECORDS	RPI 51-100	RPI 101-150	RPI 150+			
10- 11	0- 0		0- 1	OVERALL	0- 4	2- 4	8- 2			
6- 5	0- 0		0- 0	HOME	0- 3	2- 1	4- 1			
4- 6	0- 0		0- 1	AWAY	0- 0	0- 1	4- 0			
0- 0	0- 0		0- 0	NEUTRAL	0- 0	0- 0	0- 0			
5- 6	0- 0		0- 1	NON-CONFERENCE	0- 3	0- 1	5- 1			
2- 4	0- 0		0- 0	HOME	0- 2	0- 1	2- 1			
3- 2	0- 0		0- 1	AWAY	0- 1	0- 0	3- 0			
0- 0	0- 0		0- 0	NEUTRAL	0- 0	0- 0	0- 0			
5- 5	0- 0		0- 0	CONFERENCE	0- 1	2- 3	3- 1			
4- 1	0- 0		0- 0	HOME	0- 1	2- 0	2- 0			
1- 4	0- 0		0- 0	AWAY	0- 0	0- 3	1- 1			
0- 0	0- 0		0- 0	NEUTRAL	0- 0	0- 0	0- 0			

RPI 1-25				RPI 26-50				RPI 51-100				RPI 101+				Team's RPI: 200	
RPI	S	Opponent	Score	RPI	S	Opponent	Score	RPI	S	Opponent	Score	RPI	S	Opponent	Score		
				44	A	Oklahoma St.	58 66	60	A	Washington St.	45 92	104	A	BYU	59 76		
								78	H	Long Beach St.	78 81	104	H	BYU	77 74		
								80	H	Belmont	72 79	119	H	Saint Louis	76 90		
								96	H	Gonzaga	56 80	125	A	St. Mary's (CA)	59 74		
												144	A	Santa Clara	64 71		
												144	H	Santa Clara	61 50		
												170	H	UC Riverside	72 75		
												198	A	Pacific	65 52		
												212	A	San Diego	58 61		
												230	A	Seattle U	62 59		
												232	A	San Diego St.	60 53		
												234	H	UC Santa Barbara	57 55		
												258	H	Portland	69 54		
												311	H	Pepperdine	72 60		
												329	H	UC Irvine	58 39		
												340	A	Cal St. Fullerton	77 62		
LAST 12 Division I GAMES:																	
				104	H	BYU	77 74	144	A	Santa Clara	64 71						
				198	A	Pacific	65 52	311	H	Pepperdine	72 60						
				144	H	Santa Clara	61 50	104	A	BYU	59 76						
				212	A	San Diego	58 61	125	A	St. Mary's (CA)	59 74						
				258	H	Portland	69 54	170	H	UC Riverside	72 75						
				96	H	Gonzaga	56 80	78	H	Long Beach St.	78 81						

Non-Div I Games:

Loyola Marymount

■ Loss, ■ Non-Conf, S Site, H Home A Away N Neutral

Maine

Through Games Of Jan. 29, 2017

Average RPI Win:	201	WON-LOST	WINNING	LAST 10	STRENGTH OF	OPP. STRENGTH	TEAM	ADJ.	CONF.	ADJ CONF.
Average RPI Loss:	106	RECORD	PCT. RANK	GAMES	SCHEDULE	OF SCHEDULE	RPI	RPI	RPI	RPI
DIV. I ONLY	11- 12	181	4- 6	86	105	117	117	19	19	
DIV. I NON-CONF.	7- 8	181	1- 3	38	34	84	84	20	20	
TOTALS	RPI 1-25	RPI 26-50	W-L RECORDS	RPI 51-100	RPI 101-150	RPI 150+				
11- 12	0- 4	0- 1	OVERALL	1- 1	2- 2	8- 4				
6- 1	0- 1	0- 0	HOME	1- 0	1- 0	4- 0				
2- 10	0- 3	0- 1	AWAY	0- 1	0- 1	2- 4				
3- 1	0- 0	0- 0	NEUTRAL	0- 0	1- 1	2- 0				
7- 8	0- 4	0- 1	NON-CONFERENCE	1- 0	1- 2	5- 1				
3- 1	0- 1	0- 0	HOME	1- 0	0- 0	2- 0				
1- 6	0- 3	0- 1	AWAY	0- 0	0- 1	1- 1				
3- 1	0- 0	0- 0	NEUTRAL	0- 0	1- 1	2- 0				
4- 4	0- 0	0- 0	CONFERENCE	0- 1	1- 0	3- 3				
3- 0	0- 0	0- 0	HOME	0- 0	1- 0	2- 0				
1- 4	0- 0	0- 0	AWAY	0- 1	0- 0	1- 3				
0- 0	0- 0	0- 0	NEUTRAL	0- 0	0- 0	0- 0				

RPI 1-25				RPI 26-50				RPI 51-100				RPI 101+ Team's RPI: 117			
RPI	S	Opponent	Score	RPI	S	Opponent	Score	RPI	S	Opponent	Score	RPI	S	Opponent	Score
2	A	South Carolina	42 79	35	A	Tulane	62 77	88	A	New Hampshire	44 50	102	N	Chattanooga	49 39
4	H	Mississippi St.	43 87					93	H	Purdue	67 47	113	N	Hampton	49 58
20	A	Harvard	62 69									124	A	Clemson	61 69
22	A	Miami (FL)	51 76									127	H	Hartford	73 62
												157	H	Northeastern	68 49
												161	A	Boston College	53 64
												171	H	Albany (NY)	84 71
												181	N	ETSU	61 48
												183	A	Binghamton	52 58
												203	H	Dartmouth	60 55
												244	A	Stony Brook	41 55
												260	H	UMBC	72 40
												279	A	Vermont	52 55
												290	N	Saint Peter's	59 43
												293	A	Bryant	77 52
												338	A	UMass Lowell	65 44
LAST 12 Division I GAMES:															
183	A	Binghamton	52 58	260	H	UMBC	72 40								
171	H	Albany (NY)	84 71	279	A	Vermont	52 55								
88	A	New Hampshire	44 50	161	A	Boston College	53 64								
127	H	Hartford	73 62	35	A	Tulane	62 77								
244	A	Stony Brook	41 55	22	A	Miami (FL)	51 76								
338	A	UMass Lowell	65 44	181	N	ETSU	61 48								

Non-Div I Games:

Maine

■ Loss,
 ■ Non-Conf,
 ■ S Site,
 ■ Home
 ■ A Away
 N Neutral

Average RPI Win:	235	WON-LOST	WINNING	LAST 10	STRENGTH OF	OPP. STRENGTH	TEAM	ADJ.	CONF.	ADJ CONF.
Average RPI Loss:	149	RECORD	PCT. RANK	GAMES	SCHEDULE	OF SCHEDULE	RPI	RPI	RPI	RPI
DIV. I ONLY	6- 14	269	2- 8	119	261	235	235	17	17	
DIV. I NON-CONF.	4- 5	198	0- 3	44	314	131	131	16	16	
TOTALS	RPI 1-25	RPI 26-50	W-L RECORDS	RPI 51-100	RPI 101-150	RPI 150+				
6- 14	0- 0	0- 2	OVERALL	0- 2	1- 3	5- 7				
3- 7	0- 0	0- 0	HOME	0- 1	1- 1	2- 5				
3- 7	0- 0	0- 1	AWAY	0- 0	0- 1	3- 0				
0- 0	0- 0	0- 0	NEUTRAL	0- 0	0- 0	0- 0				
4- 5	0- 0	0- 1	NON-CONFERENCE	0- 2	1- 1	3- 1				
2- 2	0- 0	0- 0	HOME	0- 1	1- 0	1- 1				
2- 3	0- 0	0- 1	AWAY	0- 1	0- 1	2- 0				
0- 0	0- 0	0- 0	NEUTRAL	0- 0	0- 0	0- 0				
2- 9	0- 0	0- 1	CONFERENCE	0- 0	0- 2	2- 6				
1- 5	0- 0	0- 0	HOME	0- 0	0- 1	1- 4				
1- 4	0- 0	0- 1	AWAY	0- 0	0- 1	1- 2				
0- 0	0- 0	0- 0	NEUTRAL	0- 0	0- 0	0- 0				

RPI S	Opponent	Score	RPI S	Opponent	Score	RPI S	Opponent	Score	RPI S	Opponent	Score	Team's RPI: 235
45	A Bucknell	64 69	48	A Quinnipiac	38 81	68	A Buffalo	39 73	123	A Fordham	60 63	
									134	A Rider	64 73	
									134	H Rider	36 53	
									136	H Yale	63 57	
									153	A Iona	53 70	
									153	H Iona	62 76	
									177	H Siena	68 66	
									187	A Fairfield	56 71	
									190	A Brown	58 57	
									217	H Niagara	59 62	
									242	H Canisius	57 62	
									244	H Stony Brook	50 55	
									248	H Marist	47 62	
									290	A Saint Peter's	69 65	
									306	H Holy Cross	60 56	
									310	A St. Francis Brooklyn	55 52	
LAST 12 Division I GAMES:												
134	A Rider	64 73	134	H Rider	36 53							
290	A Saint Peter's	69 65	242	H Canisius	57 62							
153	H Iona	62 76	177	H Siena	68 66							
217	H Niagara	59 62	88	H New Hampshire	42 59							
48	A Quinnipiac	38 81	45	A Bucknell	64 69							
187	A Fairfield	56 71	123	A Fordham	60 63							

Non-Div I Games:

Manhattan

■ Loss,
■ Non-Conf,
■ S Site,
■ H Home
■ A Away
N Neutral

Average RPI Win: 226	WON-LOST	WINNING	LAST 10	STRENGTH OF	OPP. STRENGTH	TEAM	ADJ.	CONF.	ADJ CONF.
Average RPI Loss: 176	RECORD	PCT. RANK	GAMES	SCHEDULE	OF SCHEDULE	RPI	RPI	RPI	RPI
DIV. I ONLY	9- 12	216	5- 5	305	131	248	248	17	17
DIV. I NON-CONF.	3- 7	250	2- 1	310	64	297	297	16	16
TOTALS	RPI 1-25	RPI 26-50	W-L RECORDS	RPI 51-100	RPI 101-150	RPI 150+			
9- 12	0- 1	0- 1	OVERALL	0- 1	0- 1	9- 8			
3- 6	0- 0	0- 1	HOME	0- 0	0- 1	3- 4			
5- 4	0- 0	0- 0	AWAY	0- 0	0- 0	5- 4			
1- 2	0- 1	0- 0	NEUTRAL	0- 1	0- 0	1- 0			
3- 7	0- 1	0- 1	NON-CONFERENCE	0- 1	0- 0	3- 4			
1- 2	0- 0	0- 1	HOME	0- 0	0- 0	1- 1			
1- 3	0- 0	0- 0	AWAY	0- 0	0- 0	1- 3			
1- 2	0- 1	0- 0	NEUTRAL	0- 1	0- 0	1- 0			
6- 5	0- 0	0- 0	CONFERENCE	0- 0	0- 1	6- 4			
2- 4	0- 0	0- 0	HOME	0- 0	0- 1	2- 3			
4- 1	0- 0	0- 0	AWAY	0- 0	0- 0	4- 1			
0- 0	0- 0	0- 0	NEUTRAL	0- 0	0- 0	0- 0			

RPI 1-25				RPI 26-50				RPI 51-100				RPI 101+ Team's RPI: 248			
RPI	S	Opponent	Score	RPI	S	Opponent	Score	RPI	S	Opponent	Score	RPI	S	Opponent	Score
23	N	Auburn	51 52	28	H	Creighton	50 72	99	N	East Carolina	68 70	134	H	Rider	56 69
												153	A	Iona	68 62
												153	H	Iona	37 48
												177	H	Siena	68 69
												185	H	Seton Hall	63 76
												186	A	Hofstra	42 62
												187	H	Fairfield	71 55
												203	A	Dartmouth	66 61
												217	A	Niagara	60 58
												235	A	Manhattan	62 47
												236	A	Monmouth	69 79
												242	A	Canisius	85 74
												242	H	Canisius	67 60
												275	N	N.C. A&T	69 64
												280	H	Boston U.	76 57
												290	H	Saint Peter's	69 73
												292	A	Rhode Island	61 82
												306	A	Holy Cross	46 50
LAST 12 Division I GAMES:															
242	H	Canisius	67 60	242	A	Canisius	85 74								
153	H	Iona	37 48	236	A	Monmouth	69 79								
177	H	Siena	68 69	187	H	Fairfield	71 55								
153	A	Iona	68 62	28	H	Creighton	50 72								
134	H	Rider	56 69	203	A	Dartmouth	66 61								
217	A	Niagara	60 58	280	H	Boston U.	76 57								

Non-Div I Games:

Marist

■ Loss,
 ■ Non-Conf,
 S Site,
 ■ Home
 ■ Away
 N Neutral

Average RPI Win:	140	WON-LOST	WINNING	LAST 10	STRENGTH OF	OPP. STRENGTH	TEAM	ADJ.	CONF.	ADJ CONF.
Average RPI Loss:	78	RECORD	PCT. RANK	GAMES	SCHEDULE	OF SCHEDULE	RPI	RPI	RPI	RPI
DIV. I ONLY	16- 6	51	6- 4	59	57	40	40	7	7	
DIV. I NON-CONF.	9- 2	37	1- 0	62	84	39	39	7	7	
TOTALS	RPI 1-25	RPI 26-50	W-L RECORDS	RPI 51-100	RPI 101-150	RPI 150+				
16- 6	2- 0	2- 3	OVERALL	1- 1	2- 1	9- 1				
9- 2	0- 0	1- 2	HOME	0- 0	2- 0	6- 0				
7- 3	2- 0	1- 1	AWAY	1- 1	0- 0	3- 1				
0- 1	0- 0	0- 0	NEUTRAL	0- 0	0- 1	0- 0				
9- 2	1- 0	1- 1	NON-CONFERENCE	0- 0	2- 1	5- 0				
6- 1	0- 0	1- 1	HOME	0- 0	2- 0	3- 0				
3- 0	1- 0	0- 0	AWAY	0- 0	0- 0	2- 0				
0- 1	0- 0	0- 0	NEUTRAL	0- 0	0- 1	0- 0				
7- 4	1- 0	1- 2	CONFERENCE	1- 1	0- 0	4- 1				
3- 1	0- 0	0- 1	HOME	0- 0	0- 0	3- 0				
4- 3	1- 0	1- 1	AWAY	1- 1	0- 0	1- 1				
0- 0	0- 0	0- 0	NEUTRAL	0- 0	0- 0	0- 0				

RPI 1-25				RPI 26-50				Team's RPI: 40				RPI 51-100				RPI 101+			
RPI	S	Opponent	Score	RPI	S	Opponent	Score	RPI	S	Opponent	Score	RPI	S	Opponent	Score	RPI	S	Opponent	Score
7	A	Oregon St.	74 73	26	H	Arizona St.	75 63	66	A	Villanova	77 71	101	H	Western Ill.	77 61				
16	A	DePaul	102 101	28	A	Creighton	77 80	84	A	St. John's (NY)	64 70	138	H	New Mexico	62 52				
				28	H	Creighton	63 83					144	N	Santa Clara	62 65				
				29	H	Green Bay	63 78					152	A	Providence	64 66				
				42	A	Georgetown	84 77					152	H	Providence	79 74				
												160	H	Milwaukee	85 74				
												176	H	Xavier	85 61				
												185	A	Seton Hall	83 77				
												198	A	Pacific	89 75				
												201	A	Wisconsin	81 75				
												211	H	Saint Francis (PA)	104 91				
												225	H	Butler	91 53				
												332	H	Longwood	87 37				
LAST 12 Division I GAMES:																			
28	A	Creighton	77 80	84	A	St. John's (NY)	64 70												
152	A	Providence	64 66	152	H	Providence	79 74												
16	A	DePaul	102 101	28	H	Creighton	63 83												
225	H	Butler	91 53	42	A	Georgetown	84 77												
176	H	Xavier	85 61	66	A	Villanova	77 71												
185	A	Seton Hall	83 77	138	H	New Mexico	62 52												

Non-Div I Games:

Marquette

Average RPI Win: 272	WON-LOST	WINNING	LAST 10	STRENGTH OF	OPP. STRENGTH	TEAM	ADJ.	CONF.	ADJ CONF.
Average RPI Loss: 137	RECORD	PCT. RANK	GAMES	SCHEDULE	OF SCHEDULE	RPI	RPI	RPI	RPI
DIV. I ONLY	10- 8	141	4- 5	326	204	219	219	15	15
DIV. I NON-CONF.	6- 3	97	1- 0	347	303	240	240	17	17
<hr/>									
TOTALS	RPI 1-25	RPI 26-50	W-L RECORDS	RPI 51-100	RPI 101-150	RPI 150+			
10- 8	0- 0	0- 0	OVERALL	0- 5	1- 1	9- 2			
7- 1	0- 0	0- 0	HOME	0- 1	0- 0	7- 0			
2- 6	0- 0	0- 0	AWAY	0- 4	1- 1	1- 1			
1- 1	0- 0	0- 0	NEUTRAL	0- 0	0- 0	1- 1			
6- 3	0- 0	0- 0	NON-CONFERENCE	0- 2	0- 0	6- 1			
4- 0	0- 0	0- 0	HOME	0- 0	0- 0	4- 0			
1- 2	0- 0	0- 0	AWAY	0- 2	0- 0	1- 0			
1- 1	0- 0	0- 0	NEUTRAL	0- 0	0- 0	1- 1			
4- 5	0- 0	0- 0	CONFERENCE	0- 3	1- 1	3- 1			
3- 1	0- 0	0- 0	HOME	0- 1	0- 0	3- 0			
1- 4	0- 0	0- 0	AWAY	0- 2	1- 1	0- 1			
0- 0	0- 0	0- 0	NEUTRAL	0- 0	0- 0	0- 0			

RPI 1-25				RPI 26-50				RPI 51-100				RPI 101+				Team's RPI: 219	
RPI	S	Opponent	Score	RPI	S	Opponent	Score	RPI	S	Opponent	Score	RPI	S	Opponent	Score		
								72	A	North Carolina	53	75	133	A	Old Dominion	69	73
								76	A	Charlotte	77	93	150	A	UTSA	88	81
								81	H	Middle Tenn.	63	72	180	A	Illinois	55	53
								89	A	Western Ky.	57	73	193	H	UAB	61	58
								92	A	Penn St.	80	82	231	H	Coastal Caro.	84	66
													264	H	FIU	70	52
													270	N	Prairie View	68	78
													282	A	UTEP	74	84
													326	H	Fla. Atlantic	76	53
													332	H	Longwood	70	50
													345	N	Sam Houston St.	73	50
													347	H	Florida A&M	77	67
													348	H	Morgan St.	62	43
LAST 12 Division I GAMES:																	
282	A	UTEP	74	84	133	A	Old Dominion	69	73								
150	A	UTSA	88	81	326	H	Fla. Atlantic	76	53								
89	A	Western Ky.	57	73	264	H	FIU	70	52								
193	H	UAB	61	58	332	H	Longwood	70	50								
81	H	Middle Tenn.	63	72	72	A	North Carolina	53	75								
76	A	Charlotte	77	93	92	A	Penn St.	80	82								

Non-Div I Games: Me.-Fort Kent 136 62 Bluefield Col. 77 35

Marshall

Loss, Non-Conf, S Site, H Home A Away N Neutral

Maryland

Through Games Of Jan. 29, 2017

Average RPI Win:	149	WON-LOST	WINNING	LAST 10	STRENGTH OF	OPP. STRENGTH	TEAM	ADJ.	CONF.	ADJ CONF.
Average RPI Loss:	1	RECORD	PCT. RANK	GAMES	SCHEDULE	OF SCHEDULE	RPI	RPI	RPI	RPI
DIV. I ONLY	21- 1	2	9- 1	130	17	19	19	6	6	
DIV. I NON-CONF.	12- 1	7	2- 1	202	44	48	48	5	5	
TOTALS	RPI 1-25	RPI 26-50	W-L RECORDS	RPI 51-100	RPI 101-150	RPI 150+				
21- 1	1- 1	4- 0	OVERALL	4- 0	1- 0	11- 0				
11- 1	0- 1	2- 0	HOME	2- 0	0- 0	7- 0				
8- 0	1- 0	1- 0	AWAY	1- 0	1- 0	4- 0				
2- 0	0- 0	1- 0	NEUTRAL	1- 0	0- 0	0- 0				
12- 1	1- 1	1- 0	NON-CONFERENCE	1- 0	1- 0	8- 0				
6- 1	0- 1	0- 0	HOME	0- 0	0- 0	6- 0				
4- 0	1- 0	0- 0	AWAY	0- 0	1- 0	2- 0				
2- 0	0- 0	1- 0	NEUTRAL	1- 0	0- 0	0- 0				
9- 0	0- 0	3- 0	CONFERENCE	3- 0	0- 0	3- 0				
5- 0	0- 0	2- 0	HOME	2- 0	0- 0	1- 0				
4- 0	0- 0	1- 0	AWAY	1- 0	0- 0	2- 0				
0- 0	0- 0	0- 0	NEUTRAL	0- 0	0- 0	0- 0				

RPI 1-25				RPI 26-50				RPI 51-100				RPI 101+			
RPI	S	Opponent	Score	RPI	S	Opponent	Score	RPI	S	Opponent	Score	RPI	S	Opponent	Score
1	H	UConn	81 87	26	N	Arizona St.	83 42	51	A	Iowa	98 82	112	A	Duquesne	77 57
11	A	Louisville	78 72	32	H	Michigan	83 70	51	H	Iowa	100 81	159	H	Towson	97 63
				41	H	Northwestern	96 65	60	N	Washington St.	79 69	163	A	Nebraska	93 49
				47	A	Minnesota	83 72	92	H	Penn St.	89 83	180	A	Illinois	94 49
												182	H	Rutgers	80 71
												217	A	Niagara	96 64
												238	H	UMES	106 61
												240	A	Loyola Maryland	79 60
												260	H	UMBC	92 42
												290	H	Saint Peter's	101 49
												330	H	Mt. St. Mary's	106 42
												338	H	UMass Lowell	100 44
LAST 12 Division I GAMES:															
				51	H	Iowa	100 81	41	H	Northwestern	96 65				
				180	A	Illinois	94 49	163	A	Nebraska	93 49				
				182	H	Rutgers	80 71	47	A	Minnesota	83 72				
				32	H	Michigan	83 70	1	H	UConn	81 87				
				51	A	Iowa	98 82	112	A	Duquesne	77 57				
				92	H	Penn St.	89 83	240	A	Loyola Maryland	79 60				

Non-Div I Games:

Maryland

Loss, Non-Conf, S Site, H Home A Away N Neutral

Massachusetts

Through Games Of Jan. 29, 2017

Average RPI Win:	273	WON-LOST	WINNING	LAST 10	STRENGTH OF	OPP. STRENGTH	TEAM	ADJ.	CONF.	ADJ CONF.
Average RPI Loss:	142	RECORD	PCT. RANK	GAMES	SCHEDULE	OF SCHEDULE	RPI	RPI	RPI	RPI
DIV. I ONLY	8- 14	247	1- 3	289	133	274	274	12	12	
DIV. I NON-CONF.	5- 7	205	1- 0	303	232	264	264	13	13	
TOTALS	RPI 1-25	RPI 26-50	W-L RECORDS	RPI 51-100	RPI 101-150	RPI 150+				
8- 14	0- 0	0- 0	OVERALL	0- 5	1- 4	7- 5				
6- 3	0- 0	0- 0	HOME	0- 1	1- 1	5- 1				
1- 10	0- 0	0- 0	AWAY	0- 0	0- 1	1- 2				
1- 1	0- 0	0- 0	NEUTRAL	0- 1	0- 0	1- 0				
5- 7	0- 0	0- 0	NON-CONFERENCE	0- 3	0- 1	5- 3				
4- 0	0- 0	0- 0	HOME	0- 0	0- 0	4- 0				
0- 6	0- 0	0- 0	AWAY	0- 2	0- 1	0- 3				
1- 1	0- 0	0- 0	NEUTRAL	0- 1	0- 0	1- 0				
3- 7	0- 0	0- 0	CONFERENCE	0- 2	1- 3	2- 2				
2- 3	0- 0	0- 0	HOME	0- 1	1- 1	1- 1				
1- 4	0- 0	0- 0	AWAY	0- 1	0- 2	1- 1				
0- 0	0- 0	0- 0	NEUTRAL	0- 0	0- 0	0- 0				

RPI S	Opponent	Score	RPI S	Opponent	Score	RPI S	Opponent	Score	RPI S	Opponent	Score	Team's RPI: 274
						51	A Iowa	30 71	112	H Duquesne	75 67	
						68	A Buffalo	47 61	127	A Hartford	56 75	
						69	N Drexel	47 65	128	A VCU	52 55	
						74	A Dayton	65 77	137	A Saint Joseph's	50 81	
						75	H George Washington	54 60	146	H George Mason	55 66	
									158	A La Salle	64 68	
									186	A Hofstra	55 71	
									223	H St. Bonaventure	38 55	
									264	A FIU	57 58	
									278	H Central Conn. St.	76 37	
									280	A Boston U.	60 64	
									284	H North Dakota St.	70 58	
									289	A Davidson	61 60	
									292	H Rhode Island	68 67	
									293	H Bryant	68 62	
									306	H Holy Cross	69 66	
									333	N Montana	59 58	
LAST 12 Division I GAMES:												
			333	N Montana	59 58		289	A Davidson	61 60			
			128	A VCU	52 55		137	A Saint Joseph's	50 81			
			158	A La Salle	64 68		292	H Rhode Island	68 67			
			75	H George Washington	54 60		74	A Dayton	65 77			
			223	H St. Bonaventure	38 55		69	N Drexel	47 65			
			112	H Duquesne	75 67		264	A FIU	57 58			

Non-Div I Games: Merrimack 73 44

Massachusetts

Loss, Non-Conf, S Site, H Home A Away N Neutral

Average RPI Win:	331	WON-LOST	WINNING	LAST 10	STRENGTH OF	OPP. STRENGTH	TEAM	ADJ.	CONF.	ADJ CONF.
Average RPI Loss:	130	RECORD	PCT. RANK	GAMES	SCHEDULE	OF SCHEDULE	RPI	RPI	RPI	RPI
DIV. I ONLY	6- 10	239	5- 5	275	255	271	271	27	27	
DIV. I NON-CONF.	1- 6	310	1- 2	187	109	287	287	26	26	
TOTALS	RPI 1-25	RPI 26-50	W-L RECORDS	RPI 51-100	RPI 101-150	RPI 150+				
6- 10	0- 0	0- 1	OVERALL	0- 1	0- 5	6- 3				
3- 4	0- 0	0- 0	HOME	0- 1	0- 0	3- 3				
3- 4	0- 0	0- 1	AWAY	0- 0	0- 3	3- 0				
0- 2	0- 0	0- 0	NEUTRAL	0- 0	0- 2	0- 0				
1- 6	0- 0	0- 1	NON-CONFERENCE	0- 0	0- 3	1- 2				
0- 2	0- 0	0- 0	HOME	0- 0	0- 0	0- 2				
1- 2	0- 0	0- 1	AWAY	0- 0	0- 1	1- 0				
0- 2	0- 0	0- 0	NEUTRAL	0- 0	0- 2	0- 0				
5- 4	0- 0	0- 0	CONFERENCE	0- 1	0- 2	5- 1				
3- 2	0- 0	0- 0	HOME	0- 1	0- 0	3- 1				
2- 2	0- 0	0- 0	AWAY	0- 0	0- 2	2- 0				
0- 0	0- 0	0- 0	NEUTRAL	0- 0	0- 0	0- 0				

RPI 1-25			RPI 26-50			RPI 51-100			RPI 101+ Team's RPI: 271		
RPI	S	Opponent	Score	RPI	S	Opponent	Score	RPI	S	Opponent	Score
				35	A	Tulane	65 82	85	H	SFA	65 96
										118	N
										A	Alabama
										121	A
										A	Central Ark.
										122	A
										A	Abilene Christian
										126	N
										H	Pittsburgh
										142	A
										A	TCU
										169	H
										H	Louisiana Tech
										184	H
										H	New Orleans
										196	H
										H	Louisiana
										320	A
										A	Northwestern St.
										320	H
										H	Northwestern St.
										328	A
										A	La.-Monroe
										334	H
										H	Houston Baptist
										336	A
										A	Southeastern La.
										345	H
										H	Sam Houston St.
LAST 12 Division I GAMES:											
122	A	Abilene Christian	65 77	345	H	Sam Houston St.	79 56				
184	H	New Orleans	59 71	85	H	SFA	65 96				
320	H	Northwestern St.	68 52	320	A	Northwestern St.	68 63				
121	A	Central Ark.	52 67	126	N	Pittsburgh	65 71				
336	A	Southeastern La.	86 83	118	N	Alabama	63 84				
334	H	Houston Baptist	68 53	328	A	La.-Monroe	78 52				

Non-Div I Games: LSU-Alexandria 100 66 Louisiana Col. 88 47 Southern-N.O. 94 65 Wiley 72 56
McNeese

Loss, Non-Conf, S Site, H Home A Away N Neutral

Memphis

Through Games Of Jan. 29, 2017

Average RPI Win: 198	WON-LOST	WINNING	LAST 10	STRENGTH OF	OPP. STRENGTH	TEAM	ADJ.	CONF.	ADJ CONF.
Average RPI Loss: 126	RECORD	PCT. RANK	GAMES	SCHEDULE	OF SCHEDULE	RPI	RPI	RPI	RPI
DIV. I ONLY	10- 11	183	5- 5	135	116	175	175	5	5
DIV. I NON-CONF.	7- 6	157	4- 0	270	186	220	220	6	6
TOTALS	RPI 1-25	RPI 26-50	W-L RECORDS	RPI 51-100	RPI 101-150	RPI 150+			
10- 11	0- 1	0- 2	OVERALL	0- 1	3- 3	7- 4			
8- 4	0- 0	0- 1	HOME	0- 1	2- 1	6- 1			
2- 6	0- 1	0- 1	AWAY	0- 0	1- 1	1- 3			
0- 1	0- 0	0- 0	NEUTRAL	0- 0	0- 1	0- 0			
7- 6	0- 0	0- 0	NON-CONFERENCE	0- 1	1- 2	6- 3			
6- 2	0- 0	0- 0	HOME	0- 1	1- 1	5- 0			
1- 3	0- 0	0- 0	AWAY	0- 0	0- 0	1- 3			
0- 1	0- 0	0- 0	NEUTRAL	0- 0	0- 1	0- 0			
3- 5	0- 1	0- 2	CONFERENCE	0- 0	2- 1	1- 1			
2- 2	0- 0	0- 1	HOME	0- 0	1- 0	1- 1			
1- 3	0- 1	0- 1	AWAY	0- 0	1- 1	0- 0			
0- 0	0- 0	0- 0	NEUTRAL	0- 0	0- 0	0- 0			

RPI S	Opponent	Score	RPI S	Opponent	Score	RPI S	Opponent	Score	RPI S	Opponent	Score	Team's RPI: 175
24	A South Fla.	49 79	30	A Temple	51 66	57	H Little Rock	44 54	107	N Arkansas	61 91	
			30	H Temple	67 73				111	H Vanderbilt	75 59	
									129	A UCF	65 62	
									129	H UCF	65 59	
									131	H Kansas	58 68	
									141	A Tulsa	52 57	
									156	H Missouri St.	69 60	
									167	H Houston	66 65	
									168	H Cincinnati	59 66	
									169	H Louisiana Tech	56 54	
									180	A Illinois	64 54	
									197	A Southern Ill.	61 69	
									227	A Samford	42 48	
									269	A Nevada	67 75	
									302	H Southeast Mo. St.	65 63	
									312	H Nicholls St.	73 62	
									320	H Northwestern St.	54 38	
LAST 12 Division I GAMES:												
129	H UCF	65 59	141	A Tulsa	52 57							
167	H Houston	66 65	30	H Temple	67 73							
30	A Temple	51 66	111	H Vanderbilt	75 59							
24	A South Fla.	49 79	312	H Nicholls St.	73 62							
168	H Cincinnati	59 66	169	H Louisiana Tech	56 54							
129	A UCF	65 62	302	H Southeast Mo. St.	65 63							

Non-Div I Games:

Memphis

Loss, Non-Conf, S Site, H Home A Away N Neutral

Average RPI Win:	249	WON-LOST	WINNING	LAST 10	STRENGTH OF	OPP. STRENGTH	TEAM	ADJ.	CONF.	ADJ CONF.
Average RPI Loss:	69	RECORD	PCT. RANK	GAMES	SCHEDULE	OF SCHEDULE	RPI	RPI	RPI	RPI
DIV. I ONLY	14- 4	29	7- 2	296	139	116	116	18	18	
DIV. I NON-CONF.	8- 3	67	2- 1	311	62	123	123	22	22	
TOTALS	RPI 1-25	RPI 26-50	W-L RECORDS	RPI 51-100	RPI 101-150	RPI 150+				
14- 4	0- 1	0- 0	OVERALL	0- 1	0- 2	14- 0				
7- 2	0- 1	0- 0	HOME	0- 0	0- 1	7- 0				
7- 2	0- 0	0- 0	AWAY	0- 1	0- 1	7- 0				
0- 0	0- 0	0- 0	NEUTRAL	0- 0	0- 0	0- 0				
8- 3	0- 1	0- 0	NON-CONFERENCE	0- 1	0- 1	8- 0				
3- 1	0- 1	0- 0	HOME	0- 0	0- 0	3- 0				
5- 2	0- 0	0- 0	AWAY	0- 1	0- 1	5- 0				
0- 0	0- 0	0- 0	NEUTRAL	0- 0	0- 0	0- 0				
6- 1	0- 0	0- 0	CONFERENCE	0- 0	0- 1	6- 0				
4- 1	0- 0	0- 0	HOME	0- 0	0- 1	4- 0				
2- 0	0- 0	0- 0	AWAY	0- 0	0- 0	2- 0				
0- 0	0- 0	0- 0	NEUTRAL	0- 0	0- 0	0- 0				

RPI 1-25			RPI 26-50			RPI 51-100			RPI 101+			Team's RPI: 116
RPI	S	Opponent	Score	RPI	S	Opponent	Score	RPI	S	Opponent	Score	
6	H	Florida St.	40 83					56	A	Georgia Tech	50 70	
								102	H	Chattanooga	56 74	
								110	A	Georgia	64 72	
								167	A	Houston	64 60	
								180	A	Illinois	51 33	
								181	H	ETSU	72 55	
								206	H	Campbell	76 60	
								218	H	Wofford	54 39	
								227	H	Samford	59 49	
								237	H	Furman	76 52	
								262	A	Ga. Southern	77 56	
								273	A	UNCG	77 64	
								289	A	Davidson	67 60	
								296	H	Kennesaw St.	61 46	
								301	A	Western Caro.	59 57	
								325	A	Winthrop	71 48	
								326	H	Fla. Atlantic	74 57	
LAST 12 Division I GAMES:												
227	H	Samford	59 49	181	H	ETSU	72 55					
218	H	Wofford	54 39	289	A	Davidson	67 60					
237	H	Furman	76 52	6	H	Florida St.	40 83					
301	A	Western Caro.	59 57	325	A	Winthrop	71 48					
273	A	UNCG	77 64	56	A	Georgia Tech	50 70					
102	H	Chattanooga	56 74	296	H	Kennesaw St.	61 46					

Non-Div I Games: West Ga. 67 36 Paine 93 50 Emmanuel (GA) 84 70

Mercer

Loss, Non-Conf, S Site, H Home A Away N Neutral

Average RPI Win:	140	WON-LOST	WINNING	LAST 10	STRENGTH OF	OPP. STRENGTH	TEAM	ADJ.	CONF.	ADJ CONF.
Average RPI Loss:	14	RECORD	PCT. RANK	GAMES	SCHEDULE	OF SCHEDULE	RPI	RPI	RPI	RPI
DIV. I ONLY	16- 5	35	6- 4	37	12	22	22	3	3	
DIV. I NON-CONF.	11- 1	13	3- 0	151	37	22	22	4	4	
TOTALS	RPI 1-25	RPI 26-50	W-L RECORDS	RPI 51-100	RPI 101-150	RPI 150+				
16- 5	0- 4	4- 1	OVERALL	3- 0	3- 0	6- 0				
10- 2	0- 2	2- 0	HOME	2- 0	2- 0	4- 0				
5- 3	0- 2	2- 1	AWAY	1- 0	1- 0	1- 0				
1- 0	0- 0	0- 0	NEUTRAL	0- 0	0- 0	1- 0				
11- 1	0- 1	2- 0	NON-CONFERENCE	2- 0	2- 0	5- 0				
7- 0	0- 0	1- 0	HOME	1- 0	2- 0	3- 0				
3- 1	0- 1	1- 0	AWAY	1- 0	0- 0	1- 0				
1- 0	0- 0	0- 0	NEUTRAL	0- 0	0- 0	1- 0				
5- 4	0- 3	2- 1	CONFERENCE	1- 0	1- 0	1- 0				
3- 2	0- 2	1- 0	HOME	1- 0	0- 0	1- 0				
2- 2	0- 1	1- 1	AWAY	0- 0	1- 0	0- 0				
0- 0	0- 0	0- 0	NEUTRAL	0- 0	0- 0	0- 0				

RPI 1-25				RPI 26-50				RPI 51-100				RPI 101+			
RPI	S	Opponent	Score	RPI	S	Opponent	Score	RPI	S	Opponent	Score	RPI	S	Opponent	Score
3	H	Notre Dame	55 67	31	A	Ohio St.	94 89	72	H	North Carolina	100 88	117	H	Maine	76 51
6	H	Florida St.	66 81	34	A	Syracuse	48 81	76	H	Charlotte	80 46	126	A	Pittsburgh	82 50
11	A	Louisville	59 63	39	A	North Carolina St.	67 64	84	A	St. John's (NY)	62 50	133	H	Old Dominion	66 56
14	A	Kentucky	66 82	43	H	Virginia Tech	82 75					161	H	Boston College	58 51
				46	H	Texas Tech	74 56					171	N	Albany (NY)	77 53
LAST 12 Division I GAMES:															
				161	H	Boston College	58 51	39	A	North Carolina St.	67 64				
				72	H	North Carolina	100 88	126	A	Pittsburgh	82 50				
				34	A	Syracuse	48 81	6	H	Florida St.	66 81				
				11	A	Louisville	59 63	117	H	Maine	76 51				
				43	H	Virginia Tech	82 75	299	H	Coppin St.	75 35				
				3	H	Notre Dame	55 67	264	A	FIU	69 49				

Non-Div I Games:

Miami (FL)

■ Loss,
■ Non-Conf, S Site,
■ Home
■ Away
N Neutral

Average RPI Win:	282	WON-LOST	WINNING	LAST 10	STRENGTH OF	OPP. STRENGTH	TEAM	ADJ.	CONF.	ADJ CONF.
Average RPI Loss:	123	RECORD	PCT. RANK	GAMES	SCHEDULE	OF SCHEDULE	RPI	RPI	RPI	RPI
DIV. I ONLY	5- 14	287	1- 8	62	284	209	209	10	10	
DIV. I NON-CONF.	4- 7	224	2- 1	175	341	225	225	11	11	
TOTALS	RPI 1-25	RPI 26-50	W-L RECORDS	RPI 51-100	RPI 101-150	RPI 150+				
5- 14	0- 0	0- 0	OVERALL	0- 6	0- 2	5- 6				
1- 6	0- 0	0- 0	HOME	0- 3	0- 0	1- 3				
2- 6	0- 0	0- 0	AWAY	0- 3	0- 2	2- 1				
2- 2	0- 0	0- 0	NEUTRAL	0- 0	0- 0	2- 2				
4- 7	0- 0	0- 0	NON-CONFERENCE	0- 1	0- 1	4- 5				
0- 3	0- 0	0- 0	HOME	0- 1	0- 0	0- 2				
2- 2	0- 0	0- 0	AWAY	0- 0	0- 1	2- 1				
2- 2	0- 0	0- 0	NEUTRAL	0- 0	0- 0	2- 2				
1- 7	0- 0	0- 0	CONFERENCE	0- 5	0- 1	1- 1				
1- 3	0- 0	0- 0	HOME	0- 2	0- 0	1- 1				
0- 4	0- 0	0- 0	AWAY	0- 3	0- 1	0- 0				
0- 0	0- 0	0- 0	NEUTRAL	0- 0	0- 0	0- 0				

RPI 1-25			RPI 26-50			RPI 51-100			RPI 101+			Team's RPI: 209
RPI	S	Opponent	Score	RPI	S	Opponent	Score	RPI	S	Opponent	Score	
						61 H Ohio	62 79	103 A Toledo			50 64	
						68 A Buffalo	45 71	140 A Wright St.			57 65	
						68 H Buffalo	51 68	152 N Providence			59 75	
						70 H IUPUI	53 65	158 N La Salle			70 79	
						83 A Northern Ill.	76 89	164 H Western Mich.			60 85	
						95 A Central Mich.	61 80	168 H Cincinnati			43 49	
								189 H Indiana St.			54 62	
								205 A Morehead St.			43 77	
								245 A Austin Peay			73 58	
								261 H Eastern Mich.			72 61	
								268 A Northern Ky.			60 50	
								317 N Fort Wayne			69 47	
								319 N Eastern Ky.			65 54	
LAST 12 Division I GAMES:												
						61 H Ohio	62 79	164 H Western Mich.			60 85	
						83 A Northern Ill.	76 89	68 A Buffalo			45 71	
						95 A Central Mich.	61 80	140 A Wright St.			57 65	
						68 H Buffalo	51 68	319 N Eastern Ky.			65 54	
						261 H Eastern Mich.	72 61	317 N Fort Wayne			69 47	
						103 A Toledo	50 64	70 H IUPUI			53 65	

Non-Div I Games: Cedarville 70 57 Northwood 64 49

Miami (OH)

Loss, Non-Conf, S Site, H Home A Away N Neutral

Average RPI Win:	163	WON-LOST	WINNING	LAST 10	STRENGTH OF	OPP. STRENGTH	TEAM	ADJ.	CONF.	ADJ CONF.
Average RPI Loss:	48	RECORD	PCT. RANK	GAMES	SCHEDULE	OF SCHEDULE	RPI	RPI	RPI	RPI
DIV. I ONLY	17- 5	30	8- 2	71	63	32	32	6	6	
DIV. I NON-CONF.	11- 3	53	3- 1	91	145	41	41	5	5	
TOTALS	RPI 1-25	RPI 26-50	W-L RECORDS	RPI 51-100	RPI 101-150	RPI 150+				
17- 5	0- 3	2- 1	OVERALL	4- 0	0- 0	11- 1				
11- 0	0- 0	2- 0	HOME	2- 0	0- 0	7- 0				
4- 4	0- 2	0- 1	AWAY	1- 0	0- 0	3- 1				
2- 1	0- 1	0- 0	NEUTRAL	1- 0	0- 0	1- 0				
11- 3	0- 2	0- 0	NON-CONFERENCE	3- 0	0- 0	8- 1				
7- 0	0- 0	0- 0	HOME	1- 0	0- 0	6- 0				
2- 2	0- 1	0- 0	AWAY	1- 0	0- 0	1- 1				
2- 1	0- 1	0- 0	NEUTRAL	1- 0	0- 0	1- 0				
6- 2	0- 1	2- 1	CONFERENCE	1- 0	0- 0	3- 0				
4- 0	0- 0	2- 0	HOME	1- 0	0- 0	1- 0				
2- 2	0- 1	0- 1	AWAY	0- 0	0- 0	2- 0				
0- 0	0- 0	0- 0	NEUTRAL	0- 0	0- 0	0- 0				

RPI S	Opponent	Score	RPI S	Opponent	Score	Team's RPI: 32	RPI S	Opponent	Score	RPI S	Opponent	Score
6 N	Florida St.	62 76	31 A	Ohio St.	87 96		53 H	Indiana	78 74	163 A	Nebraska	84 51
9 A	UCLA	64 84	41 H	Northwestern	80 54		56 A	Georgia Tech	92 52	164 H	Western Mich.	66 40
19 A	Maryland	70 83	47 H	Minnesota	84 69		61 H	Ohio	69 46	176 A	Xavier	58 61
							96 N	Gonzaga	78 66	182 H	Rutgers	63 50
										199 H	Oakland	101 63
										201 A	Wisconsin	73 56
										207 H	American	82 33
										217 H	Niagara	107 35
										232 A	San Diego St.	92 57
										241 H	Howard	109 41
										279 H	Vermont	78 56
										325 N	Winthrop	76 39
LAST 12 Division I GAMES:												
41 H	Northwestern	80 54	201 A	Wisconsin	73 56							
163 A	Nebraska	84 51	182 H	Rutgers	63 50							
19 A	Maryland	70 83	207 H	American	82 33							
47 H	Minnesota	84 69	279 H	Vermont	78 56							
53 H	Indiana	78 74	61 H	Ohio	69 46							
31 A	Ohio St.	87 96	9 A	UCLA	64 84							

Non-Div I Games:

Michigan

■ Loss,
■ Non-Conf, S Site,
■ Home
■ Away
N Neutral

Average RPI Win:	170	WON-LOST	WINNING	LAST 10	STRENGTH OF	OPP. STRENGTH	TEAM	ADJ.	CONF.	ADJ CONF.
Average RPI Loss:	69	RECORD	PCT. RANK	GAMES	SCHEDULE	OF SCHEDULE	RPI	RPI	RPI	RPI
DIV. I ONLY	14- 7	87	5- 5	109	52	65	65	6	6	
DIV. I NON-CONF.	10- 3	54	3- 1	82	68	40	40	5	5	
TOTALS	RPI 1-25	RPI 26-50	W-L RECORDS	RPI 51-100	RPI 101-150	RPI 150+				
14- 7	0- 1	2- 3	OVERALL	1- 2	1- 0	10- 1				
8- 2	0- 1	1- 0	HOME	1- 1	0- 0	6- 0				
5- 5	0- 0	1- 3	AWAY	0- 1	0- 0	4- 1				
1- 0	0- 0	0- 0	NEUTRAL	0- 0	1- 0	0- 0				
10- 3	0- 1	1- 2	NON-CONFERENCE	1- 0	1- 0	7- 0				
5- 1	0- 1	0- 0	HOME	1- 0	0- 0	4- 0				
4- 2	0- 0	1- 2	AWAY	0- 0	0- 0	3- 0				
1- 0	0- 0	0- 0	NEUTRAL	0- 0	1- 0	0- 0				
4- 4	0- 0	1- 1	CONFERENCE	0- 2	0- 0	3- 1				
3- 1	0- 0	1- 0	HOME	0- 1	0- 0	2- 0				
1- 3	0- 0	0- 1	AWAY	0- 1	0- 0	1- 1				
0- 0	0- 0	0- 0	NEUTRAL	0- 0	0- 0	0- 0				

RPI 1-25				RPI 26-50				RPI 51-100				RPI 101+			
RPI	S	Opponent	Score	RPI	S	Opponent	Score	RPI	S	Opponent	Score	RPI	S	Opponent	Score
3	H	Notre Dame	61 79	31	H	Ohio St.	94 75	93	A	Purdue	54 66	115	N	Delaware	81 64
				34	A	Syracuse	64 75	93	H	Purdue	66 76	157	H	Northeastern	78 44
				37	A	Oregon	55 88	94	H	Wyoming	63 51	163	H	Nebraska	93 73
				41	A	Northwestern	65 76					164	A	Western Mich.	68 64
				48	A	Quinnipiac	71 54					180	H	Illinois	71 47
												182	A	Rutgers	58 62
												199	H	Oakland	81 74
												201	A	Wisconsin	81 57
												214	A	CSUN	63 59
												228	H	Southern U.	70 55
												289	H	Davidson	70 34
												292	A	Rhode Island	85 48
LAST 12 Division I GAMES:															
201	A	Wisconsin	81 57	93	A	Purdue	54 66	180	H	Illinois	71 47				
93	H	Purdue	66 76	41	A	Northwestern	65 76	3	H	Notre Dame	61 79	157	H	Northeastern	78 44
182	A	Rutgers	58 62	31	H	Ohio St.	94 75	292	A	Rhode Island	85 48	48	A	Quinnipiac	71 54
163	H	Nebraska	93 73												

Non-Div I Games:

Michigan St.

Average RPI Win:	195	WON-LOST	WINNING	LAST 10	STRENGTH OF	OPP. STRENGTH	TEAM	ADJ.	CONF.	ADJ CONF.
Average RPI Loss:	58	RECORD	PCT. RANK	GAMES	SCHEDULE	OF SCHEDULE	RPI	RPI	RPI	RPI
DIV. I ONLY	12- 8	125	8- 2	67	91	81	81	15	15	
DIV. I NON-CONF.	5- 6	186	2- 1	15	18	89	89	17	17	
TOTALS	RPI 1-25	RPI 26-50	W-L RECORDS	RPI 51-100	RPI 101-150	RPI 150+				
12- 8	0- 2	1- 1	OVERALL	1- 4	1- 1	9- 0				
7- 4	0- 1	1- 1	HOME	1- 2	1- 0	4- 0				
5- 4	0- 1	0- 0	AWAY	0- 2	0- 1	5- 0				
0- 0	0- 0	0- 0	NEUTRAL	0- 0	0- 0	0- 0				
5- 6	0- 2	1- 1	NON-CONFERENCE	1- 3	0- 0	3- 0				
3- 4	0- 1	1- 1	HOME	1- 2	0- 0	1- 0				
2- 2	0- 1	0- 0	AWAY	0- 1	0- 0	2- 0				
0- 0	0- 0	0- 0	NEUTRAL	0- 0	0- 0	0- 0				
7- 2	0- 0	0- 0	CONFERENCE	0- 1	1- 1	6- 0				
4- 0	0- 0	0- 0	HOME	0- 0	1- 0	3- 0				
3- 2	0- 0	0- 0	AWAY	0- 1	0- 1	3- 0				
0- 0	0- 0	0- 0	NEUTRAL	0- 0	0- 0	0- 0				

RPI 1-25					RPI 26-50					RPI 51-100					Team's RPI: 81	RPI 101+				
RPI	S	Opponent	Score		RPI	S	Opponent	Score		RPI	S	Opponent	Score			RPI	S	Opponent	Score	
11	H	Louisville	72	91	26	H	Arizona St.	48	69	56	H	Georgia Tech	60	61		132	A	Southern Miss.	61	81
14	A	Kentucky	48	61	35	H	Tulane	62	59	61	H	Ohio	52	73		149	H	Rice	71	61
										71	A	Virginia	51	63		156	A	Missouri St.	71	52
										89	A	Western Ky.	51	66		169	A	Louisiana Tech	79	65
										95	H	Central Mich.	79	69		193	A	UAB	64	61
																219	A	Marshall	72	63
																224	H	North Texas	60	52
																245	H	Austin Peay	82	51
																264	H	FIU	95	43
																266	A	Tennessee Tech	73	62
																326	H	Fla. Atlantic	87	69
LAST 12 Division I GAMES:																				
					169	A	Louisiana Tech	79	65	224	H	North Texas	60	52						
					132	A	Southern Miss.	61	81	149	H	Rice	71	61						
					326	H	Fla. Atlantic	87	69	193	A	UAB	64	61						
					264	H	FIU	95	43	95	H	Central Mich.	79	69						
					89	A	Western Ky.	51	66	56	H	Georgia Tech	60	61						
					219	A	Marshall	72	63	156	A	Missouri St.	71	52						

Non-Div I Games:

Middle Tenn.

Average RPI Win:	269	WON-LOST	WINNING	LAST 10	STRENGTH OF	OPP. STRENGTH	TEAM	ADJ.	CONF.	ADJ CONF.
Average RPI Loss:	89	RECORD	PCT. RANK	GAMES	SCHEDULE	OF SCHEDULE	RPI	RPI	RPI	RPI
DIV. I ONLY	15- 6	61	2- 0	327	180	160	160	22	22	
DIV. I NON-CONF.	8- 3	67	1- 0	328	126	164	164	21	21	
TOTALS	RPI 1-25	RPI 26-50	W-L RECORDS	RPI 51-100	RPI 101-150	RPI 150+				
15- 6	0- 0	0- 3	OVERALL	0- 1	1- 1	14- 1				
7- 3	0- 0	0- 1	HOME	0- 0	1- 1	6- 1				
7- 3	0- 0	0- 2	AWAY	0- 1	0- 0	7- 0				
1- 0	0- 0	0- 0	NEUTRAL	0- 0	0- 0	1- 0				
8- 3	0- 0	0- 2	NON-CONFERENCE	0- 1	1- 0	7- 0				
4- 1	0- 0	0- 1	HOME	0- 0	1- 0	3- 0				
3- 2	0- 0	0- 1	AWAY	0- 1	0- 0	3- 0				
1- 0	0- 0	0- 0	NEUTRAL	0- 0	0- 0	1- 0				
7- 3	0- 0	0- 1	CONFERENCE	0- 0	0- 1	7- 1				
3- 2	0- 0	0- 0	HOME	0- 0	0- 1	3- 1				
4- 1	0- 0	0- 1	AWAY	0- 0	0- 0	4- 0				
0- 0	0- 0	0- 0	NEUTRAL	0- 0	0- 0	0- 0				

RPI S	Opponent	Score	RPI S	Opponent	Score	RPI S	Opponent	Score	RPI S	Opponent	Score	Team's RPI: 160
29	A Green Bay	47 89	83	A Northern Ill.	104 114	101	H Western Ill.	76 68				
40	A Marquette	74 85				140	H Wright St.	51 69				
41	H Northwestern	63 65				174	H Detroit	81 69				
						191	A Cleveland St.	80 78				
						199	H Oakland	73 75				
						201	H Wisconsin	80 63				
						268	H Northern Ky.	72 44				
						279	A Vermont	68 44				
						284	H North Dakota St.	79 74				
						300	A Loyola Chicago	73 46				
						307	A Youngstown St.	78 74				
						313	A Illinois St.	68 60				
						316	A Ill.-Chicago	88 65				
						316	H Ill.-Chicago	83 55				
						321	A Valparaiso	85 74				
						327	H Chicago St.	71 49				
						339	N LIU Brooklyn	88 50				
LAST 12 Division I GAMES:												
279	A Vermont	68 44	199	H Oakland	73 75							
307	A Youngstown St.	78 74	321	A Valparaiso	85 74							
191	A Cleveland St.	80 78	316	A Ill.-Chicago	88 65							
29	A Green Bay	47 89	268	H Northern Ky.	72 44							
316	H Ill.-Chicago	83 55	140	H Wright St.	51 69							
174	H Detroit	81 69	40	A Marquette	74 85							

Non-Div I Games:

Milwaukee

■ Loss,
 ■ Non-Conf,
 ■ S Site,
 ■ H Home
 ■ A Away
 N Neutral

Minnesota

Through Games Of Jan. 29, 2017

Average RPI Win: 129		WON-LOST	WINNING	LAST 10	STRENGTH OF		OPP. STRENGTH	TEAM	ADJ.	CONF.	ADJ CONF.
Average RPI Loss: 41		RECORD	PCT. RANK	GAMES	SCHEDULE		OF SCHEDULE	RPI	RPI	RPI	RPI
DIV. I ONLY		11- 10	156	4- 6	6		33	47	47	6	6
DIV. I NON-CONF.		9- 4	85	3- 1	4		31	14	14	5	5
TOTALS		RPI 1-25	RPI 26-50		W-L RECORDS		RPI 51-100	RPI 101-150		RPI 150+	
11- 10	1- 3	1- 3		OVERALL		1- 3	3- 1		5- 0		
9- 3	1- 2	1- 1		HOME		1- 0	1- 0		5- 0		
2- 5	0- 1	0- 2		AWAY		0- 2	2- 0		0- 0		
0- 2	0- 0	0- 0		NEUTRAL		0- 1	0- 1		0- 0		
9- 4	1- 2	1- 0		NON-CONFERENCE		1- 1	3- 1		3- 0		
7- 1	1- 1	1- 0		HOME		1- 0	1- 0		3- 0		
2- 1	0- 1	0- 0		AWAY		0- 0	2- 0		0- 0		
0- 2	0- 0	0- 0		NEUTRAL		0- 1	0- 1		0- 0		
2- 6	0- 1	0- 3		CONFERENCE		0- 2	0- 0		2- 0		
2- 2	0- 1	0- 1		HOME		0- 0	0- 0		2- 0		
0- 4	0- 0	0- 2		AWAY		0- 2	0- 0		0- 0		
0- 0	0- 0	0- 0		NEUTRAL		0- 0	0- 0		0- 0		

RPI S	Opponent	Score	RPI S	Opponent	Score	Team's RPI: 47	RPI S	Opponent	Score	RPI S	Opponent	Score
2	A South Carolina	58 98	31	A Ohio St.	62 87		51	A Iowa	65 80	110	N Georgia	58 70
6	H Florida St.	61 75	31	H Ohio St.	76 88		53	A Indiana	62 78	114	H Kent St.	92 62
19	H Maryland	72 83	32	A Michigan	69 84		72	N North Carolina	77 91	128	A VCU	79 69
20	H Harvard	103 87	42	H Georgetown	68 60		80	H Belmont	75 74	138	A New Mexico	69 65
LAST 12 Division I GAMES:												
31	H Ohio St.	76 88	19	H Maryland	72 83		31	A Ohio St.	62 87			
51	A Iowa	65 80					114	H Kent St.	92 62			
180	H Illinois	78 50					80	H Belmont	75 74			
32	A Michigan	69 84					2	A South Carolina	58 98			
201	H Wisconsin	88 60					161	H Army West Point	70 52			
53	A Indiana	62 78										

Non-Div I Games:

Minnesota

■ Loss,
■ Non-Conf, S Site,
■ Home
■ Away
N Neutral

Average RPI Win:	101	WON-LOST	WINNING	LAST 10	STRENGTH OF	OPP. STRENGTH	TEAM	ADJ.	CONF.	ADJ CONF.
Average RPI Loss:	2	RECORD	PCT. RANK	GAMES	SCHEDULE	OF SCHEDULE	RPI	RPI	RPI	RPI
DIV. I ONLY	21- 1	2	9- 1	27	9	4	4	2	2	
DIV. I NON-CONF.	14- 0	1	4- 0	80	12	4	4	2	2	
TOTALS	RPI 1-25	RPI 26-50	W-L RECORDS	RPI 51-100	RPI 101-150	RPI 150+				
21- 1	4- 1	2- 0	OVERALL	6- 0	5- 0	4- 0				
7- 0	3- 0	0- 0	HOME	2- 0	0- 0	2- 0				
9- 1	1- 1	0- 0	AWAY	3- 0	4- 0	1- 0				
5- 0	0- 0	2- 0	NEUTRAL	1- 0	1- 0	1- 0				
14- 0	1- 0	2- 0	NON-CONFERENCE	4- 0	3- 0	4- 0				
3- 0	1- 0	0- 0	HOME	0- 0	0- 0	2- 0				
6- 0	0- 0	0- 0	AWAY	3- 0	2- 0	1- 0				
5- 0	0- 0	2- 0	NEUTRAL	1- 0	1- 0	1- 0				
7- 1	3- 1	0- 0	CONFERENCE	2- 0	2- 0	0- 0				
4- 0	2- 0	0- 0	HOME	2- 0	0- 0	0- 0				
3- 1	1- 1	0- 0	AWAY	0- 0	2- 0	0- 0				
0- 0	0- 0	0- 0	NEUTRAL	0- 0	0- 0	0- 0				

RPI 1-25				Team's RPI: 4		RPI 26-50				RPI 51-100				RPI 101+					
RPI	S	Opponent	Score		RPI	S	Opponent	Score		RPI	S	Opponent	Score		RPI	S	Opponent	Score	
2	A	South Carolina	61	64	35	N	Tulane	66	49	57	A	Little Rock	58	44	107	A	Arkansas	59	51
13	H	Texas	79	68	37	N	Oregon	75	63	62	H	Florida	82	49	108	N	SMU	91	42
15	A	Tennessee	74	64						66	N	Villanova	108	62	117	A	Maine	87	43
21	H	Texas A&M	71	61						73	A	Southern California	76	72	118	A	Alabama	67	54
25	H	LSU	74	48						86	A	Iowa St.	85	81	132	A	Southern Miss.	72	50
										98	H	Ole Miss	73	62	194	N	San Jose St.	88	51
															212	H	Alabama St.	90	47
															216	A	Hawaii	66	41
															320	H	Northwestern St.	106	30
LAST 12 Division I GAMES:																			
21	H	Texas A&M	71	61	107	A	Arkansas	59	51										
2	A	South Carolina	61	64	25	H	LSU	74	48										
118	A	Alabama	67	54	320	H	Northwestern St.	106	30										
98	H	Ole Miss	73	62	212	H	Alabama St.	90	47										
62	H	Florida	82	49	73	A	Southern California	76	72										
15	A	Tennessee	74	64	108	N	SMU	91	42										

Non-Div I Games:

Mississippi St.

Average RPI Win:	302	WON-LOST	WINNING	LAST 10	STRENGTH OF	OPP. STRENGTH	TEAM	ADJ.	CONF.	ADJ CONF.
Average RPI Loss:	165	RECORD	PCT. RANK	GAMES	SCHEDULE	OF SCHEDULE	RPI	RPI	RPI	RPI
DIV. I ONLY	6- 11	250	5- 5	286	297	267	267	30	30	
DIV. I NON-CONF.	1- 8	314	0- 3	110	161	259	259	30	30	
TOTALS	RPI 1-25	RPI 26-50	W-L RECORDS	RPI 51-100	RPI 101-150	RPI 150+				
6- 11	0- 1	0- 0	OVERALL	0- 2	0- 2	6- 6				
3- 3	0- 0	0- 0	HOME	0- 1	0- 0	3- 2				
3- 8	0- 0	0- 0	AWAY	0- 0	0- 1	3- 1				
0- 0	0- 0	0- 0	NEUTRAL	0- 0	0- 0	0- 0				
1- 8	0- 1	0- 0	NON-CONFERENCE	0- 2	0- 2	1- 3				
0- 2	0- 0	0- 0	HOME	0- 1	0- 0	0- 1				
1- 6	0- 1	0- 0	AWAY	0- 1	0- 2	1- 2				
0- 0	0- 0	0- 0	NEUTRAL	0- 0	0- 0	0- 0				
5- 3	0- 0	0- 0	CONFERENCE	0- 0	0- 0	5- 3				
3- 1	0- 0	0- 0	HOME	0- 0	0- 0	3- 1				
2- 2	0- 0	0- 0	AWAY	0- 0	0- 0	2- 2				
0- 0	0- 0	0- 0	NEUTRAL	0- 0	0- 0	0- 0				

RPI 1-25				RPI 26-50				RPI 51-100				RPI 101+ Team's RPI: 267			
RPI	S	Opponent	Score	RPI	S	Opponent	Score	RPI	S	Opponent	Score	RPI	S	Opponent	Score
5	A	Baylor	36 101					77	H	Colorado	64 76	118	A	Alabama	44 93
								98	A	Ole Miss	30 67	132	A	Southern Miss.	55 83
												193	A	UAB	46 80
												201	A	Wisconsin	61 103
												204	H	Texas Southern	75 74
												212	H	Alabama St.	73 79
												228	A	Southern U.	44 51
												254	H	Murray St.	62 80
												270	H	Prairie View	64 55
												298	A	Alcorn	49 69
												320	A	Northwestern St.	68 64
												322	A	Ark.-Pine Bluff	73 63
												344	A	Jackson St.	62 57
												349	H	Alabama A&M	60 58
LAST 12 Division I GAMES:															
344	A	Jackson St.	62 57	349	H	Alabama A&M	60 58	322	A	Ark.-Pine Bluff	73 63	98	A	Ole Miss	30 67
204	H	Texas Southern	75 74	254	H	Murray St.	62 80	77	H	Colorado	64 76	201	A	Wisconsin	61 103
270	H	Prairie View	64 55												
228	A	Southern U.	44 51												
298	A	Alcorn	49 69												
212	H	Alabama St.	73 79												

Non-Div I Games: Tougaloo 99 55 Blue Mountain 66 40

Mississippi Val.

Loss, Non-Conf, S Site, H Home A Away N Neutral

Average RPI Win:	130	WON-LOST	WINNING	LAST 10	STRENGTH OF	OPP. STRENGTH	TEAM	ADJ.	CONF.	ADJ CONF.
Average RPI Loss:	59	RECORD	PCT. RANK	GAMES	SCHEDULE	OF SCHEDULE	RPI	RPI	RPI	RPI
DIV. I ONLY	15- 7	81	6- 4	33	44	36	36	2	2	
DIV. I NON-CONF.	10- 4	80	3- 1	60	86	49	49	2	2	
TOTALS	RPI 1-25	RPI 26-50	W-L RECORDS	RPI 51-100	RPI 101-150	RPI 150+				
15- 7	2- 3	1- 0	OVERALL	0- 2	5- 2	7- 0				
11- 1	2- 0	0- 0	HOME	0- 0	3- 1	6- 0				
3- 5	0- 1	0- 0	AWAY	0- 0	2- 0	1- 0				
1- 1	0- 0	1- 0	NEUTRAL	0- 1	0- 0	0- 0				
10- 4	0- 1	1- 0	NON-CONFERENCE	0- 2	2- 1	7- 0				
8- 0	0- 0	0- 0	HOME	0- 0	2- 0	6- 0				
1- 3	0- 1	0- 0	AWAY	0- 1	0- 1	1- 0				
1- 1	0- 0	1- 0	NEUTRAL	0- 1	0- 0	0- 0				
5- 3	2- 2	0- 0	CONFERENCE	0- 0	3- 1	0- 0				
3- 1	2- 0	0- 0	HOME	0- 0	1- 1	0- 0				
2- 2	0- 2	0- 0	AWAY	0- 0	2- 0	0- 0				
0- 0	0- 0	0- 0	NEUTRAL	0- 0	0- 0	0- 0				

RPI 1-25				RPI 26-50				Team's RPI: 36				RPI 51-100				RPI 101+			
RPI	S	Opponent	Score	RPI	S	Opponent	Score	RPI	S	Opponent	Score	RPI	S	Opponent	Score	RPI	S	Opponent	Score
12	A	Washington	66 79	28	N	Creighton	72 63	56	N	Georgia Tech	70 72	101	H	Western Ill.	71 68				
14	A	Kentucky	62 64					70	A	IUPUI	45 73	107	A	Arkansas	60 46				
21	H	Texas A&M	78 76									110	H	Georgia	63 45				
23	H	Auburn	68 53									111	A	Vanderbilt	74 68				
25	A	LSU	71 80									118	H	Alabama	58 59				
												119	A	Saint Louis	61 72				
												122	H	Abilene Christian	52 46				
												156	H	Missouri St.	73 49				
												163	A	Nebraska	55 35				
												170	H	UC Riverside	68 62				
												172	H	Wichita St.	64 57				
												189	H	Indiana St.	77 48				
												221	H	SIUE	72 60				
												255	H	UT Martin	80 69				
LAST 12 Division I GAMES:																			
23	H	Auburn	68 53	14	A	Kentucky	62 64	110	H	Georgia	63 45	119	A	Saint Louis	61 72	170	H	UC Riverside	68 62
107	A	Arkansas	60 46	110	H	Georgia	63 45	170	H	UC Riverside	68 62	255	H	UT Martin	80 69	172	H	Wichita St.	64 57
21	H	Texas A&M	78 76	119	A	Saint Louis	61 72												
111	A	Vanderbilt	74 68																
25	A	LSU	71 80																
118	H	Alabama	58 59																

Non-Div I Games:

Missouri

Average RPI Win:	213	WON-LOST	WINNING	LAST 10	STRENGTH OF	OPP. STRENGTH	TEAM	ADJ.	CONF.	ADJ CONF.
Average RPI Loss:	92	RECORD	PCT. RANK	GAMES	SCHEDULE	OF SCHEDULE	RPI	RPI	RPI	RPI
DIV. I ONLY	9- 10	188	6- 4	145	86	156	156	16	16	
DIV. I NON-CONF.	3- 7	250	2- 1	96	9	189	189	14	14	
TOTALS	RPI 1-25	RPI 26-50	W-L RECORDS	RPI 51-100	RPI 101-150	RPI 150+				
9- 10	0- 0	0- 3	OVERALL	0- 4	2- 1	7- 2				
4- 5	0- 0	0- 1	HOME	0- 3	1- 0	3- 1				
5- 4	0- 0	0- 2	AWAY	0- 0	1- 1	4- 1				
0- 1	0- 0	0- 0	NEUTRAL	0- 1	0- 0	0- 0				
3- 7	0- 0	0- 2	NON-CONFERENCE	0- 3	2- 1	1- 1				
2- 2	0- 0	0- 0	HOME	0- 2	1- 0	1- 0				
1- 4	0- 0	0- 2	AWAY	0- 0	1- 1	0- 1				
0- 1	0- 0	0- 0	NEUTRAL	0- 1	0- 0	0- 0				
6- 3	0- 0	0- 1	CONFERENCE	0- 1	0- 0	6- 1				
2- 3	0- 0	0- 1	HOME	0- 1	0- 0	2- 1				
4- 0	0- 0	0- 0	AWAY	0- 0	0- 0	4- 0				
0- 0	0- 0	0- 0	NEUTRAL	0- 0	0- 0	0- 0				

RPI 1-25				RPI 26-50				RPI 51-100				RPI 101+				Team's RPI: 156	
RPI	S	Opponent	Score	RPI	S	Opponent	Score	RPI	S	Opponent	Score	RPI	S	Opponent	Score		
				33	H	Drake	64 90	57	H	Little Rock	47 58	107	H	Arkansas	64 62		
				36	A	Missouri	49 73	58	H	UNI	54 61	131	A	Kansas	87 64		
				41	A	Northwestern	52 75	73	N	Southern California	67 89	135	A	Oral Roberts	56 78		
								81	H	Middle Tenn.	52 71	172	H	Wichita St.	73 62		
												175	A	Memphis	60 69		
												189	A	Indiana St.	49 46		
												197	A	Southern Ill.	78 60		
												224	H	North Texas	63 54		
												233	H	Bradley	73 75		
												281	A	Evansville	77 41		
												300	A	Loyola Chicago	60 32		
												313	H	Illinois St.	65 60		
LAST 12 Division I GAMES:																	
				189	A	Indiana St.	49 46	172	H	Wichita St.	73 62						
				300	A	Loyola Chicago	60 32	33	H	Drake	64 90						
				233	H	Bradley	73 75	58	H	UNI	54 61						
				313	H	Illinois St.	65 60	81	H	Middle Tenn.	52 71						
				197	A	Southern Ill.	78 60	224	H	North Texas	63 54						
				281	A	Evansville	77 41	107	H	Arkansas	64 62						

Non-Div I Games: Alas. Anchorage 65 58

Missouri St.

■ Loss,
■ Non-Conf,
■ S Site,
■ H Home
■ A Away
N Neutral

Average RPI Win: 237	WON-LOST	WINNING	LAST 10	STRENGTH OF	OPP. STRENGTH	TEAM	ADJ.	CONF.	ADJ CONF.
Average RPI Loss: 187	RECORD	PCT. RANK	GAMES	SCHEDULE	OF SCHEDULE	RPI	RPI	RPI	RPI
DIV. I ONLY	10- 10	164	5- 5	307	242	236	236	17	17
DIV. I NON-CONF.	5- 4	143	2- 1	298	328	204	204	16	16
TOTALS	RPI 1-25	RPI 26-50	W-L RECORDS	RPI 51-100	RPI 101-150	RPI 150+			
10- 10	0- 0	1- 0	OVERALL	0- 0	0- 2	9- 8			
5- 4	0- 0	1- 0	HOME	0- 0	0- 1	4- 3			
5- 5	0- 0	0- 0	AWAY	0- 0	0- 0	5- 1			
0- 1	0- 0	0- 0	NEUTRAL	0- 0	0- 1	0- 0			
5- 4	0- 0	0- 0	NON-CONFERENCE	0- 0	0- 2	5- 2			
1- 2	0- 0	0- 0	HOME	0- 0	0- 1	1- 1			
4- 1	0- 0	0- 0	AWAY	0- 0	0- 0	4- 1			
0- 1	0- 0	0- 0	NEUTRAL	0- 0	0- 1	0- 0			
5- 6	0- 0	1- 0	CONFERENCE	0- 0	0- 0	4- 6			
4- 2	0- 0	1- 0	HOME	0- 0	0- 0	3- 2			
1- 4	0- 0	0- 0	AWAY	0- 0	0- 0	1- 4			
0- 0	0- 0	0- 0	NEUTRAL	0- 0	0- 0	0- 0			

RPI S	Opponent	Score	RPI S	Opponent	Score	RPI S	Opponent	Score	RPI S	Opponent	Score	Team's RPI: 236
			48	H Quinnipiac	61 58				124	H Clemson	47 60	
									127	N Hartford	72 75	
									152	H Providence	58 62	
									153	A Iona	54 60	
									177	A Siena	76 85	
									177	H Siena	86 91	
									187	A Fairfield	60 53	
									187	H Fairfield	68 71	
									188	A Sacred Heart	65 54	
									217	A Niagara	45 66	
									242	A Canisius	54 74	
									242	H Canisius	55 53	
									247	A Robert Morris	69 56	
									248	H Marist	79 69	
									261	A Eastern Mich.	75 68	
									290	H Saint Peter's	76 59	
									310	A St. Francis Brooklyn	78 87	
									314	A Lehigh	73 62	
									343	H Fairleigh Dickinson	72 63	
LAST 12 Division I GAMES:												
177	H Siena	86 91	290	H Saint Peter's	76 59							
187	A Fairfield	60 53	187	H Fairfield	68 71							
153	A Iona	54 60	248	H Marist	79 69							
48	H Quinnipiac	61 58	152	H Providence	58 62							
242	H Canisius	55 53	261	A Eastern Mich.	75 68							
177	A Siena	76 85	343	H Fairleigh Dickinson	72 63							

Non-Div I Games:

Monmouth

■ Loss,
■ Non-Conf,
■ S Site,
■ H Home
■ A Away
N Neutral

Average RPI Win:	335	WON-LOST	WINNING	LAST 10	STRENGTH OF	OPP. STRENGTH	TEAM	ADJ.	CONF.	ADJ CONF.
Average RPI Loss:	177	RECORD	PCT. RANK	GAMES	SCHEDULE	OF SCHEDULE	RPI	RPI	RPI	RPI
DIV. I ONLY	1- 18	343	0- 10	197	308	333	333	21	21	
DIV. I NON-CONF.	1- 8	314	0- 2	206	322	334	334	19	19	
TOTALS	RPI 1-25	RPI 26-50	W-L RECORDS	RPI 51-100	RPI 101-150	RPI 150+				
1- 18	0- 0	0- 1	OVERALL	0- 4	0- 1	1- 12				
1- 7	0- 0	0- 0	HOME	0- 2	0- 0	1- 5				
0- 9	0- 0	0- 0	AWAY	0- 2	0- 1	0- 6				
0- 2	0- 0	0- 1	NEUTRAL	0- 0	0- 0	0- 1				
1- 8	0- 0	0- 1	NON-CONFERENCE	0- 3	0- 0	1- 4				
1- 3	0- 0	0- 0	HOME	0- 2	0- 0	1- 1				
0- 3	0- 0	0- 0	AWAY	0- 1	0- 0	0- 2				
0- 2	0- 0	0- 1	NEUTRAL	0- 0	0- 0	0- 1				
0- 10	0- 0	0- 0	CONFERENCE	0- 1	0- 1	0- 8				
0- 4	0- 0	0- 0	HOME	0- 0	0- 0	0- 4				
0- 6	0- 0	0- 0	AWAY	0- 1	0- 1	0- 4				
0- 0	0- 0	0- 0	NEUTRAL	0- 0	0- 0	0- 0				

RPI S	Opponent	Score	RPI S	Opponent	Score	RPI S	Opponent	Score	RPI S	Opponent	Score	Team's RPI: 333
38 N	South Dakota St.	43 84	85 A	SFA	46 54	148 A	North Dakota	63 73				
			91 H	Colorado St.	49 63	154 A	Idaho	50 75				
			94 H	Wyoming	42 67	154 H	Idaho	59 86				
			97 A	Northern Colo.	46 65	155 A	Eastern Wash.	57 64				
						155 H	Eastern Wash.	46 60				
						210 A	Idaho St.	43 61				
						225 H	Utah St.	47 65				
						229 H	Portland St.	44 64				
						230 A	Seattle U	44 60				
						246 H	Sacramento St.	60 73				
						257 A	Weber St.	58 74				
						274 N	Massachusetts	58 59				
						335 H	Incarinate Word	61 56				
						340 A	Cal St. Fullerton	56 72				
LAST 12 Division I GAMES:												
154 A	Idaho	50 75	155 H	Eastern Wash.	46 60							
155 A	Eastern Wash.	57 64	154 H	Idaho	59 86							
246 H	Sacramento St.	60 73	257 A	Weber St.	58 74							
229 H	Portland St.	44 64	210 A	Idaho St.	43 61							
148 A	North Dakota	63 73	91 H	Colorado St.	49 63							
97 A	Northern Colo.	46 65	94 H	Wyoming	42 67							

Non-Div I Games: Rocky Mountain 64 56 Great Falls 66 55

Montana

Loss, Non-Conf, S Site, H Home A Away N Neutral

Average RPI Win:	198	WON-LOST	WINNING	LAST 10	STRENGTH OF	OPP. STRENGTH	TEAM	ADJ.	CONF.	ADJ CONF.
Average RPI Loss:	137	RECORD	PCT. RANK	GAMES	SCHEDULE	OF SCHEDULE	RPI	RPI	RPI	RPI
DIV. I ONLY	13- 5	56	8- 2	164	217	67	67	21	21	
DIV. I NON-CONF.	5- 3	121	2- 0	278	97	122	122	19	19	
TOTALS	RPI 1-25	RPI 26-50	W-L RECORDS	RPI 51-100	RPI 101-150	RPI 150+				
13- 5	0- 0	0- 0	OVERALL	0- 3	2- 0	11- 2				
6- 0	0- 0	0- 0	HOME	0- 0	0- 0	6- 0				
6- 5	0- 0	0- 0	AWAY	0- 3	1- 0	5- 2				
1- 0	0- 0	0- 0	NEUTRAL	0- 0	1- 0	0- 0				
5- 3	0- 0	0- 0	NON-CONFERENCE	0- 2	1- 0	4- 1				
2- 0	0- 0	0- 0	HOME	0- 0	0- 0	2- 0				
2- 3	0- 0	0- 0	AWAY	0- 2	0- 0	2- 1				
1- 0	0- 0	0- 0	NEUTRAL	0- 0	1- 0	0- 0				
8- 2	0- 0	0- 0	CONFERENCE	0- 1	1- 0	7- 1				
4- 0	0- 0	0- 0	HOME	0- 0	0- 0	4- 0				
4- 2	0- 0	0- 0	AWAY	0- 1	1- 0	3- 1				
0- 0	0- 0	0- 0	NEUTRAL	0- 0	0- 0	0- 0				

RPI 1-25				RPI 26-50				RPI 51-100				Team's RPI: 67	RPI 101+			
RPI	S	Opponent	Score	RPI	S	Opponent	Score	RPI	S	Opponent	Score		RPI	S	Opponent	Score
													144	N	Santa Clara	77 50
								55	A	Utah	64 74		148	A	North Dakota	74 71
								97	A	Northern Colo.	58 66		154	A	Idaho	66 61
								100	A	UC Davis	62 70		154	H	Idaho	80 64
													155	A	Eastern Wash.	72 61
													155	H	Eastern Wash.	88 83
													198	A	Pacific	72 66
													210	A	Idaho St.	59 67
													225	A	Utah St.	56 64
													229	H	Portland St.	83 76
													230	H	Seattle U	75 56
													246	H	Sacramento St.	84 80
													249	H	Cal Poly	71 52
													257	A	Weber St.	83 68
													258	A	Portland	70 66
LAST 12 Division I GAMES:																
				155	A	Eastern Wash.	72 61						154	H	Idaho	80 64
				154	A	Idaho	66 61						155	H	Eastern Wash.	88 83
				229	H	Portland St.	83 76						210	A	Idaho St.	59 67
				246	H	Sacramento St.	84 80						257	A	Weber St.	83 68
				97	A	Northern Colo.	58 66						249	H	Cal Poly	71 52
				148	A	North Dakota	74 71						258	A	Portland	70 66

Non-Div I Games: Carroll (MT) 75 44 Great Falls 75 42

Montana St.

Loss, Non-Conf, S Site, H Home A Away N Neutral

Average RPI Win:	276	WON-LOST	WINNING	LAST 10	STRENGTH OF	OPP. STRENGTH	TEAM	ADJ.	CONF.	ADJ CONF.
Average RPI Loss:	151	RECORD	PCT. RANK	GAMES	SCHEDULE	OF SCHEDULE	RPI	RPI	RPI	RPI
DIV. I ONLY	14- 6	71	7- 3	345	208	205	205	26	26	
DIV. I NON-CONF.	8- 3	67	3- 0	349	132	214	214	27	27	
TOTALS	RPI 1-25	RPI 26-50	W-L RECORDS	RPI 51-100	RPI 101-150	RPI 150+				
14- 6	0- 1	0- 0	OVERALL	0- 2	0- 0	14- 3				
9- 2	0- 0	0- 0	HOME	0- 1	0- 0	9- 1				
5- 4	0- 1	0- 0	AWAY	0- 1	0- 0	5- 2				
0- 0	0- 0	0- 0	NEUTRAL	0- 0	0- 0	0- 0				
8- 3	0- 1	0- 0	NON-CONFERENCE	0- 1	0- 0	8- 1				
5- 1	0- 0	0- 0	HOME	0- 0	0- 0	5- 1				
3- 2	0- 1	0- 0	AWAY	0- 1	0- 0	3- 0				
0- 0	0- 0	0- 0	NEUTRAL	0- 0	0- 0	0- 0				
6- 3	0- 0	0- 0	CONFERENCE	0- 1	0- 0	6- 2				
4- 1	0- 0	0- 0	HOME	0- 1	0- 0	4- 0				
2- 2	0- 0	0- 0	AWAY	0- 0	0- 0	2- 2				
0- 0	0- 0	0- 0	NEUTRAL	0- 0	0- 0	0- 0				

RPI 1-25				RPI 26-50				RPI 51-100				RPI 101+ Team's RPI: 205			
RPI	S	Opponent	Score	RPI	S	Opponent	Score	RPI	S	Opponent	Score	RPI	S	Opponent	Score
14	A	Kentucky	47 74					54	A	West Virginia	53 94	209	H	Miami (OH)	77 43
								80	H	Belmont	59 91	221	H	SIUE	69 66
												242	H	Canisius	77 68
												243	A	Tennessee St.	66 69
												245	A	Austin Peay	81 71
												253	A	Jacksonville St.	68 69
												255	A	UT Martin	89 68
												261	H	Eastern Mich.	78 73
												262	H	Georgia St.	50 68
												266	H	Tennessee Tech	79 65
												287	H	Lipscomb	73 53
												291	A	North Florida	84 65
												296	A	Kennesaw St.	71 50
												303	H	Eastern Ill.	66 62
												319	H	Eastern Ky.	80 54
												327	H	Chicago St.	63 55
												347	A	Florida A&M	53 48
LAST 12 Division I GAMES:															
253	A	Jacksonville St.	68 69	303	H	Eastern Ill.	66 62								
266	H	Tennessee Tech	79 65	255	A	UT Martin	89 68								
319	H	Eastern Ky.	80 54	245	A	Austin Peay	81 71								
80	H	Belmont	59 91	242	H	Canisius	77 68								
243	A	Tennessee St.	66 69	296	A	Kennesaw St.	71 50								
221	H	SIUE	69 66	291	A	North Florida	84 65								

Non-Div I Games: Ky. Christian 100 52 Alice Lloyd 92 42

Morehead St.

Loss, Non-Conf, S Site, H Home A Away N Neutral

Average RPI Win:	260	WON-LOST	WINNING	LAST 10	STRENGTH OF	OPP. STRENGTH	TEAM	ADJ.	CONF.	ADJ CONF.
Average RPI Loss:	261	RECORD	PCT. RANK	GAMES	SCHEDULE	OF SCHEDULE	RPI	RPI	RPI	RPI
DIV. I ONLY	1- 18	343	0- 10	335	349	348	348	32	32	
DIV. I NON-CONF.	1- 11	330	0- 5	248	349	339	339	31	31	
TOTALS	RPI 1-25	RPI 26-50	W-L RECORDS	RPI 51-100	RPI 101-150	RPI 150+				
1- 18	0- 0	0- 0	OVERALL	0- 1	0- 1	1- 16				
0- 4	0- 0	0- 0	HOME	0- 0	0- 0	0- 4				
1- 11	0- 0	0- 0	AWAY	0- 1	0- 1	1- 9				
0- 3	0- 0	0- 0	NEUTRAL	0- 0	0- 0	0- 3				
1- 11	0- 0	0- 0	NON-CONFERENCE	0- 1	0- 1	1- 9				
0- 2	0- 0	0- 0	HOME	0- 0	0- 0	0- 2				
1- 6	0- 0	0- 0	AWAY	0- 1	0- 1	1- 4				
0- 3	0- 0	0- 0	NEUTRAL	0- 0	0- 0	0- 3				
0- 7	0- 0	0- 0	CONFERENCE	0- 0	0- 0	0- 7				
0- 2	0- 0	0- 0	HOME	0- 0	0- 0	0- 2				
0- 5	0- 0	0- 0	AWAY	0- 0	0- 0	0- 5				
0- 0	0- 0	0- 0	NEUTRAL	0- 0	0- 0	0- 0				

RPI 1-25			RPI 26-50			RPI 51-100			RPI 101+			Team's RPI: 348
RPI	S	Opponent	Score	RPI	S	Opponent	Score	RPI	S	Opponent	Score	
						74 A Dayton	42 61			119 A Saint Louis	43 71	
										190 H Brown	51 68	
										206 N Campbell	51 62	
										219 A Marshall	43 62	
										239 A Richmond	37 54	
										247 H Robert Morris	44 58	
										260 A UMBC	69 61	
										265 A Bethune-Cookman	48 50	
										275 H N.C. A&T	62 67	
										283 H Norfolk St.	47 56	
										299 A Coppin St.	45 61	
										304 A UMKC	56 64	
										309 A Savannah St.	62 66	
										319 N Eastern Ky.	58 66	
										322 N Ark.-Pine Bluff	44 53	
										330 A Mt. St. Mary's	50 65	
										342 A South Carolina St.	46 50	
										347 A Florida A&M	48 51	
LAST 12 Division I GAMES:												
299	A	Coppin St.	45 61	283	H	Norfolk St.	47 56					
342	A	South Carolina St.	46 50	190	H	Brown	51 68					
309	A	Savannah St.	62 66	239	A	Richmond	37 54					
275	H	N.C. A&T	62 67	322	N	Ark.-Pine Bluff	44 53					
347	A	Florida A&M	48 51	206	N	Campbell	51 62					
265	A	Bethune-Cookman	48 50	247	H	Robert Morris	44 58					

Non-Div I Games: Washington Adventis79 28

Morgan St.

Mt. St. Mary's

Through Games Of Jan. 29, 2017

Average RPI Win:	329	WON-LOST	WINNING	LAST 10	STRENGTH OF	OPP. STRENGTH	TEAM	ADJ.	CONF.	ADJ CONF.
Average RPI Loss:	207	RECORD	PCT. RANK	GAMES	SCHEDULE	OF SCHEDULE	RPI	RPI	RPI	RPI
DIV. I ONLY	5- 15	296	3- 7	310	339	330	330	31	31	
DIV. I NON-CONF.	2- 9	293	0- 3	231	300	326	326	32	32	
TOTALS	RPI 1-25	RPI 26-50	W-L RECORDS	RPI 51-100	RPI 101-150	RPI 150+				
5- 15	0- 1	0- 0	OVERALL	0- 1	0- 2	5- 11				
4- 5	0- 0	0- 0	HOME	0- 0	0- 0	4- 5				
1- 10	0- 1	0- 0	AWAY	0- 1	0- 2	1- 6				
0- 0	0- 0	0- 0	NEUTRAL	0- 0	0- 0	0- 0				
2- 9	0- 1	0- 0	NON-CONFERENCE	0- 1	0- 2	2- 5				
2- 3	0- 0	0- 0	HOME	0- 0	0- 0	2- 3				
0- 6	0- 1	0- 0	AWAY	0- 1	0- 2	0- 2				
0- 0	0- 0	0- 0	NEUTRAL	0- 0	0- 0	0- 0				
3- 6	0- 0	0- 0	CONFERENCE	0- 0	0- 0	3- 6				
2- 2	0- 0	0- 0	HOME	0- 0	0- 0	2- 2				
1- 4	0- 0	0- 0	AWAY	0- 0	0- 0	1- 4				
0- 0	0- 0	0- 0	NEUTRAL	0- 0	0- 0	0- 0				

RPI 1-25				RPI 26-50				RPI 51-100				RPI 101+ Team's RPI: 330			
RPI	S	Opponent	Score	RPI	S	Opponent	Score	RPI	S	Opponent	Score	RPI	S	Opponent	Score
19	A	Maryland	42 106					54	A	West Virginia	45 77	126	A	Pittsburgh	54 89
												130	A	William & Mary	46 68
												187	H	Fairfield	57 70
												188	A	Sacred Heart	45 49
												211	H	Saint Francis (PA)	88 97
												238	H	UMES	52 63
												240	A	Loyola Maryland	53 58
												241	A	Howard	62 95
												247	H	Robert Morris	44 50
												278	A	Central Conn. St.	58 68
												293	A	Bryant	62 78
												299	H	Coppin St.	54 48
												310	A	St. Francis Brooklyn	62 44
												314	H	Lehigh	57 74
												339	A	LIU Brooklyn	60 63
												343	H	Fairleigh Dickinson	61 50
												346	H	Wagner	66 47
												348	H	Morgan St.	65 50
LAST 12 Division I GAMES:															
247	H	Robert Morris	44 50	293	A	Bryant	62 78								
188	A	Sacred Heart	45 49	346	H	Wagner	66 47								
310	A	St. Francis Brooklyn	62 44	339	A	LIU Brooklyn	60 63								
343	H	Fairleigh Dickinson	61 50	54	A	West Virginia	45 77								
211	H	Saint Francis (PA)	88 97	130	A	William & Mary	46 68								
278	A	Central Conn. St.	58 68	241	A	Howard	62 95								

Non-Div I Games:

Mt. St. Mary's

■ Loss,
■ Non-Conf,
■ S Site,
■ H Home
■ A Away
N Neutral

Average RPI Win: 280	WON-LOST	WINNING	LAST 10	STRENGTH OF	OPP. STRENGTH	TEAM	ADJ.	CONF.	ADJ CONF.
Average RPI Loss: 212	RECORD	PCT. RANK	GAMES	SCHEDULE	OF SCHEDULE	RPI	RPI	RPI	RPI
DIV. I ONLY	10- 9	152	5- 5	338	310	254	254	26	26
DIV. I NON-CONF.	6- 5	148	2- 1	334	323	247	247	27	27

TOTALS	RPI 1-25	RPI 26-50	W-L RECORDS	RPI 51-100	RPI 101-150	RPI 150+			
10- 9	0- 0	0- 0	OVERALL	0- 1	0- 1	10- 7			
5- 2	0- 0	0- 0	HOME	0- 0	0- 0	5- 2			
4- 6	0- 0	0- 0	AWAY	0- 1	0- 0	4- 5			
1- 1	0- 0	0- 0	NEUTRAL	0- 0	0- 1	1- 0			
6- 5	0- 0	0- 0	NON-CONFERENCE	0- 1	0- 1	6- 3			
3- 1	0- 0	0- 0	HOME	0- 0	0- 0	3- 1			
2- 3	0- 0	0- 0	AWAY	0- 1	0- 0	2- 2			
1- 1	0- 0	0- 0	NEUTRAL	0- 0	0- 1	1- 0			
4- 4	0- 0	0- 0	CONFERENCE	0- 0	0- 0	4- 4			
2- 1	0- 0	0- 0	HOME	0- 0	0- 0	2- 1			
2- 3	0- 0	0- 0	AWAY	0- 0	0- 0	2- 3			
0- 0	0- 0	0- 0	NEUTRAL	0- 0	0- 0	0- 0			

RPI 1-25				RPI 26-50				RPI 51-100				RPI 101+				Team's RPI: 254	
RPI	S	Opponent	Score	RPI	S	Opponent	Score	RPI	S	Opponent	Score	RPI	S	Opponent	Score		
								61	A	Ohio	70	79	122	N	Abilene Christian	57	81
												181	A	ETSU	60	79	
												197	A	Southern Ill.	63	70	
												221	A	SIUE	84	77	
												243	H	Tennessee St.	80	72	
												245	A	Austin Peay	63	75	
												253	A	Jacksonville St.	71	64	
												255	H	UT Martin	70	90	
												266	A	Tennessee Tech	54	72	
												267	A	Mississippi Val.	80	62	
												268	A	Northern Ky.	72	69	
												273	H	UNCG	81	70	
												281	H	Evansville	77	82	
												287	H	Lipscomb	79	59	
												302	A	Southeast Mo. St.	70	79	
												303	H	Eastern Ill.	92	74	
												335	N	Incarnate Word	72	68	
												349	H	Alabama A&M	81	49	
LAST 12 Division I GAMES:																	
				255	H	UT Martin	70	90		253	A	Jacksonville St.	71	64			
				302	A	Southeast Mo. St.	70	79		243	H	Tennessee St.	80	72			
				245	A	Austin Peay	63	75		267	A	Mississippi Val.	80	62			
				221	A	SIUE	84	77		122	N	Abilene Christian	57	81			
				303	H	Eastern Ill.	92	74		335	N	Incarnate Word	72	68			
				266	A	Tennessee Tech	54	72		268	A	Northern Ky.	72	69			

Non-Div I Games: Eureka 101 59 MacMurray 93 37

Murray St.

Average RPI Win:	264	WON-LOST	WINNING	LAST 10	STRENGTH OF	OPP. STRENGTH	TEAM	ADJ.	CONF.	ADJ CONF.
Average RPI Loss:	144	RECORD	PCT. RANK	GAMES	SCHEDULE	OF SCHEDULE	RPI	RPI	RPI	RPI
DIV. I ONLY	6- 12	258	5- 4	236	226	275	275	32	32	
DIV. I NON-CONF.	2- 9	293	1- 2	64	79	245	245	31	31	
TOTALS	RPI 1-25	RPI 26-50	W-L RECORDS	RPI 51-100	RPI 101-150	RPI 150+				
6- 12	0- 2	0- 0	OVERALL	1- 3	0- 2	5- 5				
4- 3	0- 2	0- 0	HOME	1- 0	0- 0	3- 1				
2- 5	0- 0	0- 0	AWAY	0- 1	0- 1	2- 3				
0- 4	0- 0	0- 0	NEUTRAL	0- 2	0- 1	0- 1				
2- 9	0- 2	0- 0	NON-CONFERENCE	1- 3	0- 1	1- 3				
2- 2	0- 2	0- 0	HOME	1- 0	0- 0	1- 0				
0- 3	0- 0	0- 0	AWAY	0- 1	0- 0	0- 2				
0- 4	0- 0	0- 0	NEUTRAL	0- 2	0- 1	0- 1				
4- 3	0- 0	0- 0	CONFERENCE	0- 0	0- 1	4- 2				
2- 1	0- 0	0- 0	HOME	0- 0	0- 0	2- 1				
2- 2	0- 0	0- 0	AWAY	0- 0	0- 1	2- 1				
0- 0	0- 0	0- 0	NEUTRAL	0- 0	0- 0	0- 0				

RPI 1-25				RPI 26-50				RPI 51-100				RPI 101+ Team's RPI: 275			
RPI	S	Opponent	Score	RPI	S	Opponent	Score	RPI	S	Opponent	Score	RPI	S	Opponent	Score
9	H	UCLA	42 83					54	N	West Virginia	64 80	113	A	Hampton	57 64
23	H	Auburn	36 68					61	H	Ohio	63 57	139	N	Ball St.	57 76
								62	N	Florida	38 67	195	A	Appalachian St.	58 71
								87	A	FGCU	41 67	238	H	UMES	57 60
												241	H	Howard	63 55
												248	N	Marist	64 69
												255	H	UT Martin	74 59
												262	A	Ga. Southern	50 65
												299	A	Coppin St.	57 65
												337	A	N.C. Central	62 38
												341	H	Delaware St.	83 44
												348	A	Morgan St.	67 62
LAST 12 Division I GAMES:															
337	A	N.C. Central	62 38	113	A	Hampton	57 64	61	H	Ohio	63 57	9	H	UCLA	42 83
241	H	Howard	63 55	62	N	Florida	38 67	87	A	FGCU	41 67	238	H	UMES	57 60
348	A	Morgan St.	67 62	195	A	Appalachian St.	58 71								
299	A	Coppin St.	57 65												
238	H	UMES	57 60												
341	H	Delaware St.	83 44												

Non-Div I Games: Francis Marion 72 65 Slippery Rock 70 59

N.C. A&T

Loss, Non-Conf, S Site, H Home A Away N Neutral

N.C. Central

Through Games Of Jan. 29, 2017

Average RPI Win:	290	WON-LOST	WINNING	LAST 10	STRENGTH OF	OPP. STRENGTH	TEAM	ADJ.	CONF.	ADJ CONF.
Average RPI Loss:	207	RECORD	PCT. RANK	GAMES	SCHEDULE	OF SCHEDULE	RPI	RPI	RPI	RPI
DIV. I ONLY	2- 14	333	2- 8	263	328	337	337	32	32	
DIV. I NON-CONF.	0- 10	335	0- 6	219	291	342	342	31	31	
TOTALS	RPI 1-25	RPI 26-50	W-L RECORDS	RPI 51-100	RPI 101-150	RPI 150+				
2- 14	0- 0	0- 1	OVERALL	0- 1	0- 2	2- 10				
2- 6	0- 0	0- 0	HOME	0- 0	0- 0	2- 6				
0- 8	0- 0	0- 1	AWAY	0- 1	0- 2	0- 4				
0- 0	0- 0	0- 0	NEUTRAL	0- 0	0- 0	0- 0				
0- 10	0- 0	0- 1	NON-CONFERENCE	0- 1	0- 1	0- 7				
0- 4	0- 0	0- 0	HOME	0- 0	0- 0	0- 4				
0- 6	0- 0	0- 1	AWAY	0- 1	0- 1	0- 3				
0- 0	0- 0	0- 0	NEUTRAL	0- 0	0- 0	0- 0				
2- 4	0- 0	0- 0	CONFERENCE	0- 0	0- 1	2- 3				
2- 2	0- 0	0- 0	HOME	0- 0	0- 0	2- 2				
0- 2	0- 0	0- 0	AWAY	0- 0	0- 1	0- 1				
0- 0	0- 0	0- 0	NEUTRAL	0- 0	0- 0	0- 0				

RPI 1-25	RPI 26-50	RPI 51-100	RPI 101+	Team's RPI: 337
RPI S Opponent Score	RPI S Opponent Score	RPI S Opponent Score	RPI S Opponent Score	
	39 A North Carolina St. 33 83	93 A Purdue 27 61	113 A Hampton 36 60	
			133 A Old Dominion 52 83	
			206 A Campbell 30 61	
			218 H Wofford 54 64	
			231 A Coastal Caro. 50 66	
			237 A Furman 40 60	
			238 H UMES 68 59	
			241 H Howard 50 73	
			259 H Presbyterian 63 72	
			273 H UNCG 51 64	
			275 H N.C. A&T 38 62	
			283 A Norfolk St. 40 71	
			294 H USC Upstate 58 68	
			341 H Delaware St. 68 63	
LAST 12 Division I GAMES:				
275 H N.C. A&T 38 62	294 H USC Upstate 58 68			
241 H Howard 50 73	237 A Furman 40 60			
113 A Hampton 36 60	259 H Presbyterian 63 72			
283 A Norfolk St. 40 71	273 H UNCG 51 64			
341 H Delaware St. 68 63	39 A North Carolina St. 33 83			
238 H UMES 68 59	93 A Purdue 27 61			

Non-Div I Games: Johnson & Wales (NC75 38 Pfeiffer 47 50

N.C. Central

Loss, Non-Conf, S Site, H Home A Away N Neutral

Average RPI Win: 310	WON-LOST	WINNING	LAST 10	STRENGTH OF	OPP. STRENGTH	TEAM	ADJ.	CONF.	ADJ CONF.
Average RPI Loss: 174	RECORD	PCT. RANK	GAMES	SCHEDULE	OF SCHEDULE	RPI	RPI	RPI	RPI
DIV. I ONLY	7- 12	240	4- 5	329	290	305	305	24	24
DIV. I NON-CONF.	5- 8	218	3- 2	338	309	312	312	24	24

TOTALS	RPI 1-25	RPI 26-50	W-L RECORDS	RPI 51-100	RPI 101-150	RPI 150+			
7- 12	0- 1	0- 1	OVERALL	0- 2	0- 2	7- 6			
4- 4	0- 0	0- 0	HOME	0- 1	0- 1	4- 2			
2- 8	0- 1	0- 1	AWAY	0- 1	0- 1	2- 4			
1- 0	0- 0	0- 0	NEUTRAL	0- 0	0- 0	1- 0			
5- 8	0- 1	0- 1	NON-CONFERENCE	0- 0	0- 2	5- 4			
2- 3	0- 0	0- 0	HOME	0- 0	0- 1	2- 2			
2- 5	0- 1	0- 1	AWAY	0- 0	0- 1	2- 2			
1- 0	0- 0	0- 0	NEUTRAL	0- 0	0- 0	1- 0			
2- 4	0- 0	0- 0	CONFERENCE	0- 2	0- 0	2- 2			
2- 1	0- 0	0- 0	HOME	0- 1	0- 0	2- 0			
0- 3	0- 0	0- 0	AWAY	0- 1	0- 0	0- 2			
0- 0	0- 0	0- 0	NEUTRAL	0- 0	0- 0	0- 0			

RPI 1-25				RPI 26-50				RPI 51-100				RPI 101+ Team's RPI: 305			
RPI	S	Opponent	Score	RPI	S	Opponent	Score	RPI	S	Opponent	Score	RPI	S	Opponent	Score
20	A	Harvard	38 59	45	A	Bucknell	36 67	79	H	Jacksonville	56 75	137	A	Saint Joseph's	36 75
								87	A	FGCU	53 73	145	H	Columbia	51 65
												165	A	Stetson	43 77
												183	H	Binghamton	44 68
												241	H	Howard	70 55
												279	A	Vermont	42 64
												287	H	Lipscomb	76 68
												291	H	North Florida	64 62
												294	A	USC Upstate	58 75
												314	A	Lehigh	52 84
												327	A	Chicago St.	57 42
												339	N	LIU Brooklyn	50 48
												341	A	Delaware St.	57 43
												343	H	Fairleigh Dickinson	61 66
												346	H	Wagner	68 45
LAST 12 Division I GAMES:															
287	H	Lipscomb	76 68	145	H	Columbia	51 65								
165	A	Stetson	43 77	327	A	Chicago St.	57 42								
87	A	FGCU	53 73	241	H	Howard	70 55								
79	H	Jacksonville	56 75	137	A	Saint Joseph's	36 75								
291	H	North Florida	64 62	341	A	Delaware St.	57 43								
294	A	USC Upstate	58 75	183	H	Binghamton	44 68								

Non-Div I Games: St. Joseph's (Brkln87 53 Rutgers-Newark 83 52

NJIT

Loss, Non-Conf, S Site, H Home A Away N Neutral

Average RPI Win:	259	WON-LOST	WINNING	LAST 10	STRENGTH OF	OPP. STRENGTH	TEAM	ADJ.	CONF.	ADJ CONF.
Average RPI Loss:	73	RECORD	PCT. RANK	GAMES	SCHEDULE	OF SCHEDULE	RPI	RPI	RPI	RPI
DIV. I ONLY	14- 5	47	8- 2	271	202	105	105	25	25	
DIV. I NON-CONF.	6- 4	126	1- 1	218	111	126	126	25	25	
TOTALS	RPI 1-25	RPI 26-50	W-L RECORDS	RPI 51-100	RPI 101-150	RPI 150+				
14- 5	0- 1	0- 1	OVERALL	0- 1	0- 2	14- 0				
7- 0	0- 0	0- 0	HOME	0- 0	0- 0	7- 0				
7- 4	0- 1	0- 1	AWAY	0- 1	0- 1	7- 0				
0- 1	0- 0	0- 0	NEUTRAL	0- 0	0- 1	0- 0				
6- 4	0- 1	0- 0	NON-CONFERENCE	0- 1	0- 2	6- 0				
4- 0	0- 0	0- 0	HOME	0- 0	0- 0	4- 0				
2- 3	0- 1	0- 0	AWAY	0- 1	0- 1	2- 0				
0- 1	0- 0	0- 0	NEUTRAL	0- 0	0- 1	0- 0				
8- 1	0- 0	0- 1	CONFERENCE	0- 0	0- 0	8- 0				
3- 0	0- 0	0- 0	HOME	0- 0	0- 0	3- 0				
5- 1	0- 0	0- 1	AWAY	0- 0	0- 0	5- 0				
0- 0	0- 0	0- 0	NEUTRAL	0- 0	0- 0	0- 0				

RPI 1-25				RPI 26-50				RPI 51-100				RPI 101+ Team's RPI: 105			
RPI	S	Opponent	Score	RPI	S	Opponent	Score	RPI	S	Opponent	Score	RPI	S	Opponent	Score
15	A	Tennessee	55 85	45	A	Bucknell	64 67	52	A	Wake Forest	65 75	107	N	Arkansas	67 70
												146	A	George Mason	64 68
												153	H	Iona	73 68
												161	A	Army West Point	63 58
												186	H	Hofstra	78 69
												191	H	Cleveland St.	88 63
												240	H	Loyola Maryland	77 51
												269	A	Nevada	79 62
												272	A	Colgate	80 67
												280	A	Boston U.	62 59
												306	A	Holy Cross	73 71
												306	H	Holy Cross	57 56
												308	H	Liberty	67 66
												314	A	Lehigh	66 64
												315	A	Air Force	64 46
												324	H	Lafayette	76 41
LAST 12 Division I GAMES:															
306	A	Holy Cross	73 71	280	A	Boston U.	62 59								
161	A	Army West Point	63 58	306	H	Holy Cross	57 56								
314	A	Lehigh	66 64	45	A	Bucknell	64 67								
324	H	Lafayette	76 41	146	A	George Mason	64 68								
240	H	Loyola Maryland	77 51	308	H	Liberty	67 66								
272	A	Colgate	80 67	191	H	Cleveland St.	88 63								

Non-Div I Games: Goucher 93 40

Navy

Nebraska

Through Games Of Jan. 29, 2017

Average RPI Win:	178	WON-LOST	WINNING	LAST 10	STRENGTH OF	OPP. STRENGTH	TEAM	ADJ.	CONF.	ADJ CONF.
Average RPI Loss:	55	RECORD	PCT. RANK	GAMES	SCHEDULE	OF SCHEDULE	RPI	RPI	RPI	RPI
DIV. I ONLY	5- 17	306	1- 9	9	27	163	163	6	6	
DIV. I NON-CONF.	4- 8	230	0- 2	11	19	144	144	5	5	
TOTALS	RPI 1-25	RPI 26-50	W-L RECORDS	RPI 51-100	RPI 101-150	RPI 150+				
5- 17	0- 2	0- 7	OVERALL	1- 7	0- 0	4- 1				
5- 7	0- 2	0- 4	HOME	1- 1	0- 0	4- 0				
0- 8	0- 0	0- 3	AWAY	0- 4	0- 0	0- 1				
0- 2	0- 0	0- 0	NEUTRAL	0- 2	0- 0	0- 0				
4- 8	0- 1	0- 4	NON-CONFERENCE	1- 3	0- 0	3- 0				
4- 4	0- 1	0- 2	HOME	1- 1	0- 0	3- 0				
0- 2	0- 0	0- 2	AWAY	0- 0	0- 0	0- 0				
0- 2	0- 0	0- 0	NEUTRAL	0- 2	0- 0	0- 0				
1- 9	0- 1	0- 3	CONFERENCE	0- 4	0- 0	1- 1				
1- 3	0- 1	0- 2	HOME	0- 0	0- 0	1- 0				
0- 6	0- 0	0- 1	AWAY	0- 4	0- 0	0- 1				
0- 0	0- 0	0- 0	NEUTRAL	0- 0	0- 0	0- 0				

RPI 1-25				RPI 26-50				RPI 51-100				RPI 101+ Team's RPI: 163			
RPI	S	Opponent	Score	RPI	S	Opponent	Score	RPI	S	Opponent	Score	RPI	S	Opponent	Score
1	H	UConn	41 84	28	A	Creighton	64 80	51	A	Iowa	72 75	166	H	Omaha	66 58
19	H	Maryland	49 93	31	A	Ohio St.	75 95	59	H	California	65 86	180	A	Illinois	59 79
				32	H	Michigan	51 84	60	N	Washington St.	65 79	182	H	Rutgers	62 58
				33	H	Drake	70 84	65	A	Michigan St.	73 93	194	H	San Jose St.	83 61
				36	H	Missouri	35 55	71	N	Virginia	51 73	256	H	UTRGV	71 53
				41	H	Northwestern	58 62	91	H	Colorado St.	62 59				
				43	A	Virginia Tech	67 76	92	A	Penn St.	69 86				
								93	A	Purdue	45 88				
LAST 12 Division I GAMES:															
				31	A	Ohio St.	75 95	65	A	Michigan St.	73 93				
				93	A	Purdue	45 88	19	H	Maryland	49 93				
				32	H	Michigan	51 84	51	A	Iowa	72 75				
				92	A	Penn St.	69 86	41	H	Northwestern	58 62				
				180	A	Illinois	59 79	1	H	UConn	41 84				
				182	H	Rutgers	62 58	28	A	Creighton	64 80				

Non-Div I Games:

Nebraska

■ Loss,
■ Non-Conf,
■ S Site,
■ H Home
■ A Away
N Neutral

Nevada

Through Games Of Jan. 29, 2017

Average RPI Win: 226	WON-LOST	WINNING	LAST 10	STRENGTH OF	OPP. STRENGTH	TEAM	ADJ.	CONF.	ADJ CONF.
Average RPI Loss: 160	RECORD	PCT. RANK	GAMES	SCHEDULE	OF SCHEDULE	RPI	RPI	RPI	RPI
DIV. I ONLY	7- 12	240	3- 7	268	149	269	269	13	13
DIV. I NON-CONF.	5- 5	165	1- 1	295	206	248	248	15	15
TOTALS	RPI 1-25	RPI 26-50	W-L RECORDS	RPI 51-100	RPI 101-150	RPI 150+			
7- 12	0- 0	0- 0	OVERALL	1- 3	0- 3	6- 6			
4- 7	0- 0	0- 0	HOME	1- 3	0- 2	3- 2			
3- 5	0- 0	0- 0	AWAY	0- 0	0- 1	3- 4			
0- 0	0- 0	0- 0	NEUTRAL	0- 0	0- 0	0- 0			
5- 5	0- 0	0- 0	NON-CONFERENCE	0- 2	0- 1	5- 2			
3- 4	0- 0	0- 0	HOME	0- 2	0- 1	3- 1			
2- 1	0- 0	0- 0	AWAY	0- 0	0- 0	2- 1			
0- 0	0- 0	0- 0	NEUTRAL	0- 0	0- 0	0- 0			
2- 7	0- 0	0- 0	CONFERENCE	1- 1	0- 2	1- 4			
1- 3	0- 0	0- 0	HOME	1- 1	0- 1	0- 1			
1- 4	0- 0	0- 0	AWAY	0- 0	0- 1	1- 3			
0- 0	0- 0	0- 0	NEUTRAL	0- 0	0- 0	0- 0			

RPI S	Opponent	Score	RPI S	Opponent	Score	RPI S	Opponent	Score	RPI S	Opponent	Score	Team's RPI: 269
						55	H Utah	50 80	105	H Navy	62 79	
						64	H Boise St.	69 62	138	A New Mexico	50 59	
						78	H Long Beach St.	93 97	138	H New Mexico	63 69	
						94	H Wyoming	59 72	173	A Fresno St.	54 68	
									173	H Fresno St.	70 71	
									175	H Memphis	75 67	
									194	A San Jose St.	84 107	
									212	A San Diego	54 70	
									216	H Hawaii	67 59	
									232	A San Diego St.	78 83	
									246	A Sacramento St.	99 95	
									258	H Portland	72 59	
									311	A Pepperdine	69 60	
									315	A Air Force	56 51	
									329	H UC Irvine	59 72	
LAST 12 Division I GAMES:												
138	A New Mexico	50 59	232	A San Diego St.	78 83							
64	H Boise St.	69 62	173	H Fresno St.	70 71							
173	A Fresno St.	54 68	194	A San Jose St.	84 107							
315	A Air Force	56 51	216	H Hawaii	67 59							
94	H Wyoming	59 72	212	A San Diego	54 70							
138	H New Mexico	63 69	55	H Utah	50 80							

Non-Div I Games: Holy Names 70 42

Nevada

Loss,
Non-Conf, S Site,
H Home
A Away
N Neutral

New Hampshire

Through Games Of Jan. 29, 2017

Average RPI Win:	228	WON-LOST	WINNING	LAST 10	STRENGTH OF	OPP. STRENGTH	TEAM	ADJ.	CONF.	ADJ CONF.
Average RPI Loss:	77	RECORD	PCT. RANK	GAMES	SCHEDULE	OF SCHEDULE	RPI	RPI	RPI	RPI
DIV. I ONLY	17- 3	13	10- 0	290	196	88	88	19	19	
DIV. I NON-CONF.	9- 3	63	4- 0	277	198	117	117	20	20	
TOTALS	RPI 1-25	RPI 26-50	W-L RECORDS	RPI 51-100	RPI 101-150	RPI 150+				
17- 3	0- 1	0- 0	OVERALL	0- 1	2- 1	15- 0				
10- 1	0- 0	0- 0	HOME	0- 0	2- 1	8- 0				
7- 2	0- 1	0- 0	AWAY	0- 1	0- 0	7- 0				
0- 0	0- 0	0- 0	NEUTRAL	0- 0	0- 0	0- 0				
9- 3	0- 1	0- 0	NON-CONFERENCE	0- 1	0- 1	9- 0				
5- 1	0- 0	0- 0	HOME	0- 0	0- 1	5- 0				
4- 2	0- 1	0- 0	AWAY	0- 1	0- 0	4- 0				
0- 0	0- 0	0- 0	NEUTRAL	0- 0	0- 0	0- 0				
8- 0	0- 0	0- 0	CONFERENCE	0- 0	2- 0	6- 0				
5- 0	0- 0	0- 0	HOME	0- 0	2- 0	3- 0				
3- 0	0- 0	0- 0	AWAY	0- 0	0- 0	3- 0				
0- 0	0- 0	0- 0	NEUTRAL	0- 0	0- 0	0- 0				

RPI 1-25				RPI 26-50				RPI 51-100 Team's RPI: 88				RPI 101+			
RPI	S	Opponent	Score	RPI	S	Opponent	Score	RPI	S	Opponent	Score	RPI	S	Opponent	Score
14	A	Kentucky	43 92					82	A	Cornell	56 61	117	H	Maine	50 44
												127	H	Hartford	58 50
												136	H	Yale	58 64
												157	A	Northeastern	66 63
												171	H	Albany (NY)	71 58
												177	A	Siena	77 67
												183	A	Binghamton	70 62
												188	H	Sacred Heart	71 43
												203	H	Dartmouth	64 47
												235	A	Manhattan	59 42
												244	H	Stony Brook	49 46
												260	H	UMBC	60 50
												278	H	Central Conn. St.	56 52
												279	A	Vermont	57 49
												280	A	Boston U.	59 51
												293	H	Bryant	62 60
												338	A	UMass Lowell	76 57
												346	H	Wagner	73 40
LAST 12 Division I GAMES:															
260	H	UMBC	60 50	171	H	Albany (NY)	71 58								
338	A	UMass Lowell	76 57	244	H	Stony Brook	49 46								
127	H	Hartford	58 50	203	H	Dartmouth	64 47								
117	H	Maine	50 44	235	A	Manhattan	59 42								
279	A	Vermont	57 49	278	H	Central Conn. St.	56 52								
183	A	Binghamton	70 62	188	H	Sacred Heart	71 43								

Non-Div I Games: New England Col. 58 38

New Hampshire

■ Loss,
 ■ Non-Conf, S Site,
 ■ Home
 ■ Away
 N Neutral

Average RPI Win:	215	WON-LOST	WINNING	LAST 10	STRENGTH OF	OPP. STRENGTH	TEAM	ADJ.	CONF.	ADJ CONF.
Average RPI Loss:	96	RECORD	PCT. RANK	GAMES	SCHEDULE	OF SCHEDULE	RPI	RPI	RPI	RPI
DIV. I ONLY	11- 9	142	6- 3	112	154	138	138	13	13	
DIV. I NON-CONF.	4- 6	209	0- 1	181	90	237	237	15	15	
TOTALS	RPI 1-25	RPI 26-50	W-L RECORDS	RPI 51-100	RPI 101-150	RPI 150+				
11- 9	0- 0	0- 3	OVERALL	1- 3	1- 2	9- 1				
8- 4	0- 0	0- 1	HOME	1- 1	1- 2	6- 0				
3- 5	0- 0	0- 2	AWAY	0- 2	0- 0	3- 1				
0- 0	0- 0	0- 0	NEUTRAL	0- 0	0- 0	0- 0				
4- 6	0- 0	0- 3	NON-CONFERENCE	0- 0	1- 2	3- 1				
4- 3	0- 0	0- 1	HOME	0- 0	1- 2	3- 0				
0- 3	0- 0	0- 2	AWAY	0- 0	0- 0	0- 1				
0- 0	0- 0	0- 0	NEUTRAL	0- 0	0- 0	0- 0				
7- 3	0- 0	0- 0	CONFERENCE	1- 3	0- 0	6- 0				
4- 1	0- 0	0- 0	HOME	1- 1	0- 0	3- 0				
3- 2	0- 0	0- 0	AWAY	0- 2	0- 0	3- 0				
0- 0	0- 0	0- 0	NEUTRAL	0- 0	0- 0	0- 0				

RPI 1-25				RPI 26-50				RPI 51-100				RPI 101+				Team's RPI: 138	
RPI	S	Opponent	Score	RPI	S	Opponent	Score	RPI	S	Opponent	Score	RPI	S	Opponent	Score		
				40	A	Marquette	52 62	64	H	Boise St.	75 68	108	H	SMU	64 49		
				46	A	Texas Tech	58 69	90	A	UNLV	42 56	137	H	Saint Joseph's	67 79		
				47	H	Minnesota	65 69	91	H	Colorado St.	63 78	141	H	Tulsa	64 67		
								94	A	Wyoming	52 68	173	A	Fresno St.	80 54		
												179	A	New Mexico St.	70 77		
												179	H	New Mexico St.	84 55		
												225	A	Utah St.	68 58		
												225	H	Utah St.	78 67		
												232	H	San Diego St.	85 42		
												269	A	Nevada	69 63		
												269	H	Nevada	59 50		
												282	H	UTEP	79 66		
												343	H	Fairleigh Dickinson	83 56		
LAST 12 Division I GAMES:																	
				269	H	Nevada	59 50	269	A	Nevada	69 63						
				225	A	Utah St.	68 58	225	H	Utah St.	78 67						
				94	A	Wyoming	52 68	232	H	San Diego St.	85 42						
				64	H	Boise St.	75 68	173	A	Fresno St.	80 54						
				91	H	Colorado St.	63 78	40	A	Marquette	52 62						
				90	A	UNLV	42 56	282	H	UTEP	79 66						

Non-Div I Games: Northern N.M. 87 47

New Mexico

■ Loss,
 ■ Non-Conf, S Site,
 ■ Home
 ■ Away
 N Neutral

Average RPI Win:	266	WON-LOST	WINNING	LAST 10	STRENGTH OF	OPP. STRENGTH	TEAM	ADJ.	CONF.	ADJ CONF.
Average RPI Loss:	126	RECORD	PCT. RANK	GAMES	SCHEDULE	OF SCHEDULE	RPI	RPI	RPI	RPI
DIV. I ONLY	13- 6	78	7- 2	330	184	179	179	29	29	
DIV. I NON-CONF.	6- 6	165	1- 3	272	104	203	203	29	29	
TOTALS	RPI 1-25	RPI 26-50	W-L RECORDS	RPI 51-100	RPI 101-150	RPI 150+				
13- 6	0- 0	0- 1	OVERALL	0- 1	1- 3	12- 1				
7- 1	0- 0	0- 0	HOME	0- 0	1- 1	6- 0				
5- 2	0- 0	0- 0	AWAY	0- 0	0- 1	5- 1				
1- 3	0- 0	0- 1	NEUTRAL	0- 1	0- 1	1- 0				
6- 6	0- 0	0- 1	NON-CONFERENCE	0- 1	1- 3	5- 1				
3- 1	0- 0	0- 0	HOME	0- 0	1- 1	2- 0				
2- 2	0- 0	0- 0	AWAY	0- 0	0- 1	2- 1				
1- 3	0- 0	0- 1	NEUTRAL	0- 1	0- 1	1- 0				
7- 0	0- 0	0- 0	CONFERENCE	0- 0	0- 0	7- 0				
4- 0	0- 0	0- 0	HOME	0- 0	0- 0	4- 0				
3- 0	0- 0	0- 0	AWAY	0- 0	0- 0	3- 0				
0- 0	0- 0	0- 0	NEUTRAL	0- 0	0- 0	0- 0				

RPI 1-25			RPI 26-50			RPI 51-100			RPI 101+ Team's RPI: 179		
RPI	S	Opponent	Score	RPI	S	Opponent	Score	RPI	S	Opponent	Score
				48	N	Quinnipiac	46 49	90	N	UNLV	47 52
								120	H	Arizona	63 74
								138	A	New Mexico	55 84
								138	H	New Mexico	77 70
								144	N	Santa Clara	46 60
								194	H	San Jose St.	66 55
								215	A	Grand Canyon	81 65
								216	A	Hawaii	53 56
								230	H	Seattle U	73 69
								246	N	Sacramento St.	99 73
								276	A	Northern Ariz.	79 68
								282	A	UTEP	67 59
								297	A	CSU Bakersfield	64 55
								304	A	UMKC	60 43
								304	H	UMKC	78 72
								311	H	Pepperdine	75 66
								327	H	Chicago St.	100 63
								331	H	Utah Valley	63 46
LAST 12 Division I GAMES:											
331	H	Utah Valley	63 46	304	H	UMKC	78 72				
230	H	Seattle U	73 69	144	N	Santa Clara	46 60				
304	A	UMKC	60 43	90	N	UNLV	47 52				
297	A	CSU Bakersfield	64 55	48	N	Quinnipiac	46 49				
215	A	Grand Canyon	81 65	282	A	UTEP	67 59				
327	H	Chicago St.	100 63	276	A	Northern Ariz.	79 68				

Non-Div I Games: N.M. Highlands 94 37 Western N.M. 85 28

New Mexico St.

New Orleans

Through Games Of Jan. 29, 2017

Average RPI Win:	290	WON-LOST	WINNING	LAST 10	STRENGTH OF	OPP. STRENGTH	TEAM	ADJ.	CONF.	ADJ CONF.
Average RPI Loss:	119	RECORD	PCT. RANK	GAMES	SCHEDULE	OF SCHEDULE	RPI	RPI	RPI	RPI
DIV. I ONLY	7- 9	212	5- 4	186	272	184	184	27	27	
DIV. I NON-CONF.	2- 5	259	0- 1	73	191	181	181	26	26	
TOTALS	RPI 1-25	RPI 26-50	W-L RECORDS	RPI 51-100	RPI 101-150	RPI 150+				
7- 9	0- 1	0- 0	OVERALL	0- 2	0- 5	7- 1				
3- 2	0- 0	0- 0	HOME	0- 0	0- 1	3- 1				
4- 7	0- 1	0- 0	AWAY	0- 2	0- 4	4- 0				
0- 0	0- 0	0- 0	NEUTRAL	0- 0	0- 0	0- 0				
2- 5	0- 1	0- 0	NON-CONFERENCE	0- 1	0- 2	2- 1				
1- 1	0- 0	0- 0	HOME	0- 0	0- 0	1- 1				
1- 4	0- 1	0- 0	AWAY	0- 1	0- 2	1- 0				
0- 0	0- 0	0- 0	NEUTRAL	0- 0	0- 0	0- 0				
5- 4	0- 0	0- 0	CONFERENCE	0- 1	0- 3	5- 0				
2- 1	0- 0	0- 0	HOME	0- 0	0- 1	2- 0				
3- 3	0- 0	0- 0	AWAY	0- 1	0- 2	3- 0				
0- 0	0- 0	0- 0	NEUTRAL	0- 0	0- 0	0- 0				

RPI 1-25				RPI 26-50				RPI 51-100				RPI 101+ Team's RPI: 184			
RPI	S	Opponent	Score	RPI	S	Opponent	Score	RPI	S	Opponent	Score	RPI	S	Opponent	Score
13	A	Texas	48 80					85	A	SFA	61 88	118	A	Alabama	57 78
								86	A	Iowa St.	63 100	121	H	Central Ark.	51 55
												122	A	Abilene Christian	55 68
												132	A	Southern Miss.	53 78
												147	A	Lamar University	42 73
												204	H	Texas Southern	63 57
												251	H	South Ala.	62 65
												253	A	Jacksonville St.	81 79
												271	A	McNeese	71 59
												288	H	A&M-Corpus Christi	75 54
												334	A	Houston Baptist	73 63
												335	A	Incarinate Word	71 67
												345	H	Sam Houston St.	78 49
LAST 12 Division I GAMES:															
85	A	SFA	61 88	147	A	Lamar University	42 73								
271	A	McNeese	71 59	122	A	Abilene Christian	55 68								
121	H	Central Ark.	51 55	288	H	A&M-Corpus Christi	75 54								
334	A	Houston Baptist	73 63	13	A	Texas	48 80								
345	H	Sam Houston St.	78 49	86	A	Iowa St.	63 100								
335	A	Incarinate Word	71 67	204	H	Texas Southern	63 57								

Non-Div I Games: Blue Mountain 75 37 Crowley's Ridge 123 33 Trinity Baptist 100 35

New Orleans

Loss, Non-Conf, S Site, H Home A Away N Neutral

Niagara

Through Games Of Jan. 29, 2017

Average RPI Win:	202	WON-LOST	WINNING	LAST 10	STRENGTH OF	OPP. STRENGTH	TEAM	ADJ.	CONF.	ADJ CONF.
Average RPI Loss:	129	RECORD	PCT. RANK	GAMES	SCHEDULE	OF SCHEDULE	RPI	RPI	RPI	RPI
DIV. I ONLY	5- 16	300	1- 9	72	179	217	217	17	17	
DIV. I NON-CONF.	3- 6	230	0- 2	6	120	82	82	16	16	
TOTALS	RPI 1-25	RPI 26-50	W-L RECORDS	RPI 51-100	RPI 101-150	RPI 150+				
5- 16	0- 1	0- 4	OVERALL	0- 2	1- 2	4- 7				
3- 6	0- 1	0- 1	HOME	0- 0	1- 1	2- 3				
2- 10	0- 0	0- 3	AWAY	0- 2	0- 1	2- 4				
0- 0	0- 0	0- 0	NEUTRAL	0- 0	0- 0	0- 0				
3- 6	0- 1	0- 2	NON-CONFERENCE	0- 2	1- 1	2- 0				
2- 1	0- 1	0- 0	HOME	0- 0	1- 0	1- 0				
1- 5	0- 0	0- 2	AWAY	0- 2	0- 1	1- 0				
0- 0	0- 0	0- 0	NEUTRAL	0- 0	0- 0	0- 0				
2- 10	0- 0	0- 2	CONFERENCE	0- 0	0- 1	2- 7				
1- 5	0- 0	0- 1	HOME	0- 0	0- 1	1- 3				
1- 5	0- 0	0- 1	AWAY	0- 0	0- 0	1- 4				
0- 0	0- 0	0- 0	NEUTRAL	0- 0	0- 0	0- 0				

RPI	S	Opponent	Score	RPI	S	Opponent	Score	RPI	S	Opponent	Score	RPI	S	Opponent	Score	Team's RPI: 217
19	H	Maryland	64 96	32	A	Michigan	35 107	68	A	Buffalo	63 73	123	A	Fordham	69 92	
				34	A	Syracuse	60 109	69	A	Drexel	57 69	127	H	Hartford	75 62	
				48	A	Quinnipiac	45 61					134	H	Rider	58 78	
				48	H	Quinnipiac	64 71					153	A	Iona	61 68	
												177	A	Siena	53 71	
												187	A	Fairfield	63 66	
												187	H	Fairfield	55 65	
												191	A	Cleveland St.	67 49	
												223	H	St. Bonaventure	65 43	
												235	A	Manhattan	62 59	
												236	H	Monmouth	66 45	
												242	H	Canisius	57 65	
												248	H	Marist	58 60	
												290	A	Saint Peter's	66 78	
LAST 12 Division I GAMES:																
187	A	Fairfield	63 66	248	H	Marist	58 60									
48	A	Quinnipiac	45 61	48	H	Quinnipiac	64 71									
187	H	Fairfield	55 65	177	A	Siena	53 71									
242	H	Canisius	57 65	290	A	Saint Peter's	66 78									
235	A	Manhattan	62 59	123	A	Fordham	69 92									
153	A	Iona	61 68	69	A	Drexel	57 69									

Non-Div I Games:

Niagara

■ Loss,
 ■ Non-Conf, S Site,
 ■ Home
 ■ Away
 N Neutral

Average RPI Win:	295	WON-LOST	WINNING	LAST 10	STRENGTH OF	OPP. STRENGTH	TEAM	ADJ.	CONF.	ADJ CONF.
Average RPI Loss:	199	RECORD	PCT. RANK	GAMES	SCHEDULE	OF SCHEDULE	RPI	RPI	RPI	RPI
DIV. I ONLY	7- 13	255	4- 6	317	332	312	312	27	27	
DIV. I NON-CONF.	3- 8	262	0- 3	268	343	302	302	26	26	
TOTALS	RPI 1-25	RPI 26-50	W-L RECORDS	RPI 51-100	RPI 101-150	RPI 150+				
7- 13	0- 0	0- 0	OVERALL	0- 3	1- 2	6- 8				
5- 3	0- 0	0- 0	HOME	0- 0	1- 2	4- 1				
2- 9	0- 0	0- 0	AWAY	0- 0	0- 0	2- 1				
0- 1	0- 0	0- 0	NEUTRAL	0- 0	0- 0	0- 1				
3- 8	0- 0	0- 0	NON-CONFERENCE	0- 2	0- 1	3- 5				
2- 1	0- 0	0- 0	HOME	0- 0	0- 1	2- 0				
1- 6	0- 0	0- 0	AWAY	0- 2	0- 0	1- 4				
0- 1	0- 0	0- 0	NEUTRAL	0- 0	0- 0	0- 1				
4- 5	0- 0	0- 0	CONFERENCE	0- 1	1- 1	3- 3				
3- 2	0- 0	0- 0	HOME	0- 0	1- 1	2- 1				
1- 3	0- 0	0- 0	AWAY	0- 1	0- 0	1- 2				
0- 0	0- 0	0- 0	NEUTRAL	0- 0	0- 0	0- 0				

RPI 1-25			RPI 26-50			RPI 51-100			RPI 101+ Team's RPI: 312		
RPI	S	Opponent	Score	RPI	S	Opponent	Score	RPI	S	Opponent	Score
								79	A	Jacksonville	71 76
								85	A	SFA	55 80
								96	A	Gonzaga	46 78
								106	H	Troy	75 100
								122	H	Abilene Christian	73 89
								147	H	Lamar University	78 67
								169	A	Louisiana Tech	52 68
								175	A	Memphis	62 73
								253	A	Jacksonville St.	52 75
								270	A	Prairie View	67 69
								277	A	Grambling	71 60
								288	A	A&M-Corpus Christi	60 65
								288	H	A&M-Corpus Christi	74 54
								291	N	North Florida	74 77
								320	A	Northwestern St.	58 75
								328	H	La.-Monroe	73 54
								334	H	Houston Baptist	76 57
								335	H	Incarnate Word	52 78
								344	H	Jackson St.	83 76
								345	A	Sam Houston St.	66 59
LAST 12 Division I GAMES:											
288	A	A&M-Corpus Christi	60 65	345	A	Sam Houston St.	66 59				
334	H	Houston Baptist	76 57	288	H	A&M-Corpus Christi	74 54				
147	H	Lamar University	78 67	335	H	Incarnate Word	52 78				
122	H	Abilene Christian	73 89	175	A	Memphis	62 73				
85	A	SFA	55 80	253	A	Jacksonville St.	52 75				
320	A	Northwestern St.	58 75	106	H	Troy	75 100				

Non-Div I Games:

Nicholls St.

■ Loss,
 ■ Non-Conf,
 ■ S Site,
 ■ Home
 ■ A Away
 N Neutral

Average RPI Win:	325	WON-LOST	WINNING	LAST 10	STRENGTH OF	OPP. STRENGTH	TEAM	ADJ.	CONF.	ADJ CONF.
Average RPI Loss:	174	RECORD	PCT. RANK	GAMES	SCHEDULE	OF SCHEDULE	RPI	RPI	RPI	RPI
DIV. I ONLY	8- 9	196	5- 4	344	304	283	283	32	32	
DIV. I NON-CONF.	3- 7	250	1- 3	309	257	270	270	31	31	
TOTALS	RPI 1-25	RPI 26-50	W-L RECORDS	RPI 51-100	RPI 101-150	RPI 150+				
8- 9	0- 0	0- 0	OVERALL	0- 0	0- 5	8- 4				
2- 3	0- 0	0- 0	HOME	0- 0	0- 2	2- 1				
6- 5	0- 0	0- 0	AWAY	0- 0	0- 2	6- 3				
0- 1	0- 0	0- 0	NEUTRAL	0- 0	0- 1	0- 0				
3- 7	0- 0	0- 0	NON-CONFERENCE	0- 0	0- 4	3- 3				
0- 1	0- 0	0- 0	HOME	0- 0	0- 1	0- 0				
3- 5	0- 0	0- 0	AWAY	0- 0	0- 2	3- 3				
0- 1	0- 0	0- 0	NEUTRAL	0- 0	0- 1	0- 0				
5- 2	0- 0	0- 0	CONFERENCE	0- 0	0- 1	5- 1				
2- 2	0- 0	0- 0	HOME	0- 0	0- 1	2- 1				
3- 0	0- 0	0- 0	AWAY	0- 0	0- 0	3- 0				
0- 0	0- 0	0- 0	NEUTRAL	0- 0	0- 0	0- 0				

RPI 1-25			RPI 26-50			RPI 51-100			RPI 101+			Team's RPI: 283
RPI	S	Opponent	Score	RPI	S	Opponent	Score	RPI	S	Opponent	Score	
								113	H	Hampton	57	58
								127	N	Hartford	51	61
								130	H	William & Mary	52	65
								133	A	Old Dominion	54	65
								146	A	George Mason	33	60
								159	A	Towson	58	61
								220	A	UNCW	56	64
								265	H	Bethune-Cookman	58	68
								273	A	UNCG	52	59
								299	A	Coppin St.	49	45
								309	H	Savannah St.	61	55
								314	A	Lehigh	81	57
								318	A	High Point	63	60
								332	A	Longwood	85	56
								337	H	N.C. Central	71	40
								341	A	Delaware St.	82	74
								348	A	Morgan St.	56	47
LAST 12 Division I GAMES:												
265	H	Bethune-Cookman	58	68	348	A	Morgan St.	56	47			
299	A	Coppin St.	49	45	159	A	Towson	58	61			
113	H	Hampton	57	58	273	A	UNCG	52	59			
341	A	Delaware St.	82	74	130	H	William & Mary	52	65			
337	H	N.C. Central	71	40	332	A	Longwood	85	56			
309	H	Savannah St.	61	55	318	A	High Point	63	60			

Non-Div I Games: Lincoln (PA) 62 28 Saint Augustine's 99 59

Norfolk St.

North Carolina				Through Games of Jan. 15, 1917						
Average RPI Win:	170	WON-LOST	WINNING	LAST 10	STRENGTH OF	OPP. STRENGTH	TEAM	ADJ.	CONF.	ADJ CONF.
Average RPI Loss:	35	RECORD	PCT. RANK	GAMES	SCHEDULE	OF SCHEDULE	RPI	RPI	RPI	RPI
DIV. I ONLY	13- 9	129	2- 1	31	65	72	72	3	3	
DIV. I NON-CONF.	11- 2	24	1- 0	147	196	59	59	4	4	
TOTALS	RPI 1-25	RPI 26-50	W-L RECORDS	RPI 51-100	RPI 101-150	RPI 150+				
13- 9	0- 6	4- 1	OVERALL	2- 1	0- 1	7- 0				
10- 3	0- 2	3- 0	HOME	1- 1	0- 0	6- 0				
1- 4	0- 2	0- 1	AWAY	0- 0	0- 1	1- 0				
2- 2	0- 2	1- 0	NEUTRAL	1- 0	0- 0	0- 0				
11- 2	0- 2	3- 0	NON-CONFERENCE	1- 0	0- 0	7- 0				
8- 0	0- 0	2- 0	HOME	0- 0	0- 0	6- 0				
1- 0	0- 0	0- 0	AWAY	0- 0	0- 0	1- 0				
2- 2	0- 2	1- 0	NEUTRAL	1- 0	0- 0	0- 0				
2- 7	0- 4	1- 1	CONFERENCE	1- 1	0- 1	0- 0				
2- 3	0- 2	1- 0	HOME	1- 1	0- 0	0- 0				
0- 4	0- 2	0- 1	AWAY	0- 0	0- 1	0- 0				
0- 0	0- 0	0- 0	NEUTRAL	0- 0	0- 0	0- 0				

RPI 1-25				RPI 26-50				RPI 51-100				Team's RPI: 72				RPI 101+			
RPI	S	Opponent	Score	RPI	S	Opponent	Score	RPI	S	Opponent	Score	RPI	S	Opponent	Score	RPI	S	Opponent	Score
3	H	Notre Dame	55 77	27	H	Elon	78 73	52	H	Wake Forest	77 80	126	A	Pittsburgh	48 68				
6	H	Florida St.	77 90	39	H	North Carolina St.	83 70	71	H	Virginia	67 58	201	A	Wisconsin	72 59				
10	A	Duke	58 70	43	A	Virginia Tech	68 76	79	N	Jacksonville	87 57	212	H	Alabama St.	84 54				
22	A	Miami (FL)	88 100	45	H	Bucknell	65 50					219	H	Marshall	75 53				
24	N	South Fla.	55 83	47	N	Minnesota	91 77					286	H	Charleston So.	93 77				
25	N	LSU	43 70									299	H	Coppin St.	90 55				
												342	H	South Carolina St.	82 49				
												349	H	Alabama A&M	80 35				
LAST 12 Division I GAMES:																			
				47	N	Minnesota	91 77	10	A	Duke	58 70								
				39	H	North Carolina St.	83 70	71	H	Virginia	67 58								
				22	A	Miami (FL)	88 100	6	H	Florida St.	77 90								
				3	H	Notre Dame	55 77	43	A	Virginia Tech	68 76								
				52	H	Wake Forest	77 80	342	H	South Carolina St.	82 49								
				126	A	Pittsburgh	48 68	299	H	Coppin St.	90 55								

Non-Div I Games:

North Carolina

■ Loss, ■ Non-Conf, S Site, H Home A Away N Neutral

Average RPI Win: 157		WON-LOST	WINNING	LAST 10	STRENGTH OF	OPP. STRENGTH	TEAM	ADJ.	CONF.	ADJ CONF.
Average RPI Loss: 34		RECORD	PCT. RANK	GAMES	SCHEDULE	OF SCHEDULE	RPI	RPI	RPI	RPI
DIV. I ONLY		16- 6	51	7- 3	54	43	39	39	3	3
DIV. I NON-CONF.		10- 3	54	2- 1	217	131	98	98	4	4
TOTALS	RPI 1-25	RPI 26-50		W-L RECORDS		RPI 51-100	RPI 101-150	RPI 150+		
16- 6	3- 3	0- 2		OVERALL		2- 1	3- 0	8- 0		
12- 1	2- 1	0- 0		HOME		1- 0	3- 0	6- 0		
3- 3	1- 0	0- 2		AWAY		1- 1	0- 0	1- 0		
1- 2	0- 2	0- 0		NEUTRAL		0- 0	0- 0	1- 0		
10- 3	0- 2	0- 1		NON-CONFERENCE		1- 0	1- 0	8- 0		
8- 0	0- 0	0- 0		HOME		1- 0	1- 0	6- 0		
1- 1	0- 0	0- 1		AWAY		0- 0	0- 0	1- 0		
1- 2	0- 2	0- 0		NEUTRAL		0- 0	0- 0	1- 0		
6- 3	3- 1	0- 1		CONFERENCE		1- 1	2- 0	0- 0		
4- 1	2- 1	0- 0		HOME		0- 0	2- 0	0- 0		
2- 2	1- 0	0- 1		AWAY		1- 1	0- 0	0- 0		
0- 0	0- 0	0- 0		NEUTRAL		0- 0	0- 0	0- 0		

RPI 1-25				Team's RPI: 39		RPI 51-100				RPI 101+					
RPI	S	Opponent	Score	RPI	S	Opponent	Score	RPI	S	Opponent	Score	RPI	S	Opponent	Score
3	H	Notre Dame	70 62	34	A	Syracuse	75 85	52	A	Wake Forest	65 50	113	H	Hampton	81 56
6	A	Florida St.	70 61	35	A	Tulane	58 63	53	H	Indiana	84 70	124	H	Clemson	65 53
10	H	Duke	55 52					72	A	North Carolina	70 83	126	H	Pittsburgh	55 42
17	N	Kansas St.	50 67									192	H	Col. of Charleston	91 47
22	H	Miami (FL)	64 67									218	H	Wofford	80 40
25	N	LSU	58 59									220	H	UNCW	86 54
												238	H	UMES	77 58
												251	A	South Ala.	74 31
												282	N	UTEP	71 55
												291	H	North Florida	78 52
												337	H	N.C. Central	83 33
LAST 12 Division I GAMES:															
				72	A	North Carolina	70 83	22	H	Miami (FL)	64 67				
				126	H	Pittsburgh	55 42	6	A	Florida St.	70 61				
				124	H	Clemson	65 53	3	H	Notre Dame	70 62				
				10	H	Duke	55 52	251	A	South Ala.	74 31				
				34	A	Syracuse	75 85	35	A	Tulane	58 63				
				52	A	Wake Forest	65 50	337	H	N.C. Central	83 33				

Non-Div I Games:

North Carolina St.

■ Loss, ■ Non-Conf, S Site, H Home A Away N Neutral

North Dakota

Through Games Of Jan. 29, 2017

Average RPI Win:	247	WON-LOST	WINNING	LAST 10	STRENGTH OF	OPP. STRENGTH	TEAM	ADJ.	CONF.	ADJ CONF.
Average RPI Loss:	61	RECORD	PCT. RANK	GAMES	SCHEDULE	OF SCHEDULE	RPI	RPI	RPI	RPI
DIV. I ONLY	12- 7	111	9- 1	246	111	148	148	21	21	
DIV. I NON-CONF.	3- 6	230	1- 1	90	8	163	163	19	19	
TOTALS	RPI 1-25	RPI 26-50	W-L RECORDS	RPI 51-100	RPI 101-150	RPI 150+				
12- 7	0- 0	0- 3	OVERALL	0- 3	1- 1	11- 0				
6- 4	0- 0	0- 2	HOME	0- 2	1- 0	5- 0				
6- 3	0- 0	0- 1	AWAY	0- 1	0- 1	6- 0				
0- 0	0- 0	0- 0	NEUTRAL	0- 0	0- 0	0- 0				
3- 6	0- 0	0- 3	NON-CONFERENCE	0- 2	1- 1	2- 0				
1- 3	0- 0	0- 2	HOME	0- 1	1- 0	0- 0				
2- 3	0- 0	0- 1	AWAY	0- 1	0- 1	2- 0				
0- 0	0- 0	0- 0	NEUTRAL	0- 0	0- 0	0- 0				
9- 1	0- 0	0- 0	CONFERENCE	0- 1	0- 0	9- 0				
5- 1	0- 0	0- 0	HOME	0- 1	0- 0	5- 0				
4- 0	0- 0	0- 0	AWAY	0- 0	0- 0	4- 0				
0- 0	0- 0	0- 0	NEUTRAL	0- 0	0- 0	0- 0				

RPI 1-25				RPI 26-50				RPI 51-100				RPI 101+				Team's RPI: 148	
RPI	S	Opponent	Score	RPI	S	Opponent	Score	RPI	S	Opponent	Score	RPI	S	Opponent	Score		
				33	H	Drake	91 99	51	H	Iowa	60 75	131	A	Kansas	71 76		
				38	H	South Dakota St.	72 83	58	A	UNI	53 74	143	H	San Francisco	71 63		
				46	A	Texas Tech	80 90	67	H	Montana St.	71 74	210	A	Idaho St.	65 62		
												212	A	San Diego	65 61		
												229	H	Portland St.	65 61		
												246	H	Sacramento St.	94 71		
												250	A	Southern Utah	68 65		
												250	H	Southern Utah	75 70		
												257	A	Weber St.	70 65		
												276	A	Northern Ariz.	80 78		
												276	H	Northern Ariz.	88 69		
												284	A	North Dakota St.	76 55		
												333	H	Montana	73 63		
LAST 12 Division I GAMES:																	
				276	H	Northern Ariz.	88 69	250	A	Southern Utah	68 65						
				250	H	Southern Utah	75 70	276	A	Northern Ariz.	80 78						
				210	A	Idaho St.	65 62	246	H	Sacramento St.	94 71						
				257	A	Weber St.	70 65	229	H	Portland St.	65 61						
				333	H	Montana	73 63	212	A	San Diego	65 61						
				67	H	Montana St.	71 74	58	A	UNI	53 74						

Non-Div I Games: Mayville St. 70 43 Mary 79 67

North Dakota

Loss, Non-Conf, S Site, H Home A Away N Neutral

Average RPI Win:	225	WON-LOST	WINNING	LAST 10	STRENGTH OF	OPP. STRENGTH	TEAM	ADJ.	CONF.	ADJ CONF.
Average RPI Loss:	152	RECORD	PCT. RANK	GAMES	SCHEDULE	OF SCHEDULE	RPI	RPI	RPI	RPI
DIV. I ONLY	3- 17	326	3- 7	92	274	284	284	11	11	
DIV. I NON-CONF.	0- 11	335	0- 2	136	340	333	333	9	9	
TOTALS	RPI 1-25	RPI 26-50	W-L RECORDS	RPI 51-100	RPI 101-150	RPI 150+				
3- 17	0- 0	0- 1	OVERALL	1- 4	0- 3	2- 9				
2- 6	0- 0	0- 1	HOME	1- 1	0- 2	1- 2				
1- 9	0- 0	0- 0	AWAY	0- 2	0- 1	1- 6				
0- 2	0- 0	0- 0	NEUTRAL	0- 1	0- 0	0- 1				
0- 11	0- 0	0- 0	NON-CONFERENCE	0- 2	0- 1	0- 8				
0- 3	0- 0	0- 0	HOME	0- 1	0- 1	0- 1				
0- 6	0- 0	0- 0	AWAY	0- 0	0- 0	0- 6				
0- 2	0- 0	0- 0	NEUTRAL	0- 1	0- 0	0- 1				
3- 6	0- 0	0- 1	CONFERENCE	1- 2	0- 2	2- 1				
2- 3	0- 0	0- 1	HOME	1- 0	0- 1	1- 1				
1- 3	0- 0	0- 0	AWAY	0- 2	0- 1	1- 0				
0- 0	0- 0	0- 0	NEUTRAL	0- 0	0- 0	0- 0				

RPI 1-25				RPI 26-50				RPI 51-100				RPI 101+				Team's RPI: 284			
RPI	S	Opponent	Score	RPI	S	Opponent	Score	RPI	S	Opponent	Score	RPI	S	Opponent	Score				
				38	H	South Dakota St.	66 69	63	A	South Dakota	48 80	101	A	Western Ill.	81 110				
								63	H	South Dakota	83 73	135	H	Oral Roberts	50 70				
								70	A	IUPUI	58 71	148	H	North Dakota	55 76				
								77	H	Colorado	59 76	152	A	Providence	63 86				
								95	N	Central Mich.	55 77	160	A	Milwaukee	74 79				
												164	H	Western Mich.	63 68				
												166	H	Omaha	60 80				
												199	A	Oakland	66 95				
												234	N	UC Santa Barbara	59 66				
												249	A	Cal Poly	46 73				
												256	A	UTRGV	67 81				
												274	A	Massachusetts	58 70				
												295	A	Denver	86 80				
												317	H	Fort Wayne	68 56				
LAST 12 Division I GAMES:																			
135	H	Oral Roberts	50 70	63	H	South Dakota	83 73	295	A	Denver	86 80	38	H	South Dakota St.	66 69	234	N	UC Santa Barbara	59 66
63	A	South Dakota	48 80	70	A	IUPUI	58 71	256	A	UTRGV	67 81	148	H	North Dakota	55 76				
70	A	IUPUI	58 71	166	H	Omaha	60 80												
166	H	Omaha	60 80	101	A	Western Ill.	81 110												
101	A	Western Ill.	81 110	317	H	Fort Wayne	68 56												

Non-Div I Games: Mayville St. 93 44 Dickinson St. 70 63

North Dakota St.

Loss, Non-Conf, S Site, H Home A Away N Neutral

North Florida

Through Games Of Jan. 29, 2017

Average RPI Win:	294	WON-LOST	WINNING	LAST 10	STRENGTH OF	OPP. STRENGTH	TEAM	ADJ.	CONF.	ADJ CONF.
Average RPI Loss:	178	RECORD	PCT. RANK	GAMES	SCHEDULE	OF SCHEDULE	RPI	RPI	RPI	RPI
DIV. I ONLY	5- 13	281	1- 8	258	266	291	291	24	24	
DIV. I NON-CONF.	4- 8	230	0- 4	210	275	244	244	24	24	
TOTALS	RPI 1-25	RPI 26-50	W-L RECORDS	RPI 51-100	RPI 101-150	RPI 150+				
5- 13	0- 2	0- 1	OVERALL	0- 1	0- 0	5- 9				
2- 4	0- 0	0- 0	HOME	0- 0	0- 0	2- 4				
2- 8	0- 2	0- 1	AWAY	0- 1	0- 0	2- 4				
1- 1	0- 0	0- 0	NEUTRAL	0- 0	0- 0	1- 1				
4- 8	0- 2	0- 1	NON-CONFERENCE	0- 0	0- 0	4- 5				
2- 2	0- 0	0- 0	HOME	0- 0	0- 0	2- 2				
1- 5	0- 2	0- 1	AWAY	0- 0	0- 0	1- 2				
1- 1	0- 0	0- 0	NEUTRAL	0- 0	0- 0	1- 1				
1- 5	0- 0	0- 0	CONFERENCE	0- 1	0- 0	1- 4				
0- 2	0- 0	0- 0	HOME	0- 0	0- 0	0- 2				
1- 3	0- 0	0- 0	AWAY	0- 1	0- 0	1- 2				
0- 0	0- 0	0- 0	NEUTRAL	0- 0	0- 0	0- 0				

RPI 1-25				RPI 26-50				RPI 51-100				RPI 101+ Team's RPI: 291			
RPI	S	Opponent	Score	RPI	S	Opponent	Score	RPI	S	Opponent	Score	RPI	S	Opponent	Score
6	A	Florida St.	39 95	39	A	North Carolina St.	52 78	79	A	Jacksonville	58 68	165	A	Stetson	44 68
24	A	South Fla.	42 78									176	A	Xavier	46 83
												192	A	Col. of Charleston	60 47
												205	H	Morehead St.	65 84
												218	H	Wofford	60 79
												251	N	South Ala.	55 62
												265	A	Bethune-Cookman	50 52
												287	H	Lipscomb	58 60
												294	A	USC Upstate	78 67
												296	H	Kennesaw St.	61 67
												305	A	NJIT	62 64
												312	N	Nicholls St.	77 74
												326	H	Fla. Atlantic	95 88
												347	H	Florida A&M	71 60
LAST 12 Division I GAMES:															
165	A	Stetson	44 68	218	H	Wofford	60 79	6	A	Florida St.	39 95				
296	H	Kennesaw St.	61 67					265	A	Bethune-Cookman	50 52				
287	H	Lipscomb	58 60					205	H	Morehead St.	65 84				
294	A	USC Upstate	78 67					39	A	North Carolina St.	52 78				
305	A	NJIT	62 64					192	A	Col. of Charleston	60 47				
79	A	Jacksonville	58 68												

Non-Div I Games: Warner 72 44 Webber Int'l 103 57 Edward Waters 70 50

North Florida

Loss, Non-Conf, S Site, H Home A Away N Neutral

North Texas

Through Games Of Jan. 29, 2017

Average RPI Win:	178	WON-LOST	WINNING	LAST 10	STRENGTH OF	OPP. STRENGTH	TEAM	ADJ.	CONF.	ADJ CONF.
Average RPI Loss:	130	RECORD	PCT. RANK	GAMES	SCHEDULE	OF SCHEDULE	RPI	RPI	RPI	RPI
DIV. I ONLY	6- 14	269	3- 7	106	150	224	224	15	15	
DIV. I NON-CONF.	3- 8	262	1- 2	179	218	265	265	17	17	
TOTALS	RPI 1-25	RPI 26-50	W-L RECORDS	RPI 51-100	RPI 101-150	RPI 150+				
6- 14	0- 0	0- 0	OVERALL	0- 5	3- 4	3- 5				
4- 5	0- 0	0- 0	HOME	0- 2	2- 1	2- 2				
2- 7	0- 0	0- 0	AWAY	0- 3	1- 3	1- 1				
0- 2	0- 0	0- 0	NEUTRAL	0- 0	0- 0	0- 2				
3- 8	0- 0	0- 0	NON-CONFERENCE	0- 2	1- 2	2- 4				
2- 2	0- 0	0- 0	HOME	0- 1	0- 0	2- 1				
1- 4	0- 0	0- 0	AWAY	0- 1	1- 2	0- 1				
0- 2	0- 0	0- 0	NEUTRAL	0- 0	0- 0	0- 2				
3- 6	0- 0	0- 0	CONFERENCE	0- 3	2- 2	1- 1				
2- 3	0- 0	0- 0	HOME	0- 1	2- 1	0- 1				
1- 3	0- 0	0- 0	AWAY	0- 2	0- 1	1- 0				
0- 0	0- 0	0- 0	NEUTRAL	0- 0	0- 0	0- 0				

RPI 1-25				RPI 26-50				RPI 51-100				RPI 101+				Team's RPI: 224	
RPI	S	Opponent	Score	RPI	S	Opponent	Score	RPI	S	Opponent	Score	RPI	S	Opponent	Score		
								53	H	Indiana	64	94	108	A	SMU	51	65
								57	A	Little Rock	44	55	120	A	Arizona	62	58
								76	A	Charlotte	49	66	132	H	Southern Miss.	75	62
								76	H	Charlotte	63	78	133	A	Old Dominion	47	62
								81	A	Middle Tenn.	52	60	133	H	Old Dominion	65	55
													141	A	Tulsa	58	63
													149	H	Rice	49	51
													153	H	Iona	66	55
													156	A	Missouri St.	54	63
													166	N	Omaha	57	85
													169	H	Louisiana Tech	65	72
													193	A	UAB	59	58
													202	H	Texas St.	58	59
													256	N	UTRGV	69	74
													335	H	Incarnate Word	84	61
LAST 12 Division I GAMES:																	
				133	A	Old Dominion	47	62		193	A	UAB	59	58			
				76	A	Charlotte	49	66		133	H	Old Dominion	65	55			
				169	H	Louisiana Tech	65	72		76	H	Charlotte	63	78			
				132	H	Southern Miss.	75	62		202	H	Texas St.	58	59			
				149	H	Rice	49	51		156	A	Missouri St.	54	63			
				81	A	Middle Tenn.	52	60		335	H	Incarnate Word	84	61			

Non-Div I Games:

North Texas

■ Loss,
 ■ Non-Conf,
 ■ S Site,
 ■ H Home
 ■ A Away
 N Neutral

Northeastern

Through Games Of Jan. 29, 2017

Average RPI Win:	223	WON-LOST	WINNING	LAST 10	STRENGTH OF	OPP. STRENGTH	TEAM	ADJ.	CONF.	ADJ CONF.
Average RPI Loss:	84	RECORD	PCT. RANK	GAMES	SCHEDULE	OF SCHEDULE	RPI	RPI	RPI	RPI
DIV. I ONLY	7- 14	258	4- 6	55	108	157	157	8	8	
DIV. I NON-CONF.	4- 8	230	2- 1	97	119	187	187	8	8	
TOTALS	RPI 1-25	RPI 26-50	W-L RECORDS	RPI 51-100	RPI 101-150	RPI 150+				
7- 14	0- 1	0- 3	OVERALL	0- 5	0- 4	7- 1				
4- 4	0- 0	0- 1	HOME	0- 2	0- 1	4- 0				
3- 7	0- 0	0- 2	AWAY	0- 2	0- 3	3- 0				
0- 3	0- 1	0- 0	NEUTRAL	0- 1	0- 0	0- 1				
4- 8	0- 1	0- 1	NON-CONFERENCE	0- 3	0- 2	4- 1				
2- 2	0- 0	0- 0	HOME	0- 1	0- 1	2- 0				
2- 3	0- 0	0- 1	AWAY	0- 1	0- 1	2- 0				
0- 3	0- 1	0- 0	NEUTRAL	0- 1	0- 0	0- 1				
3- 6	0- 0	0- 2	CONFERENCE	0- 2	0- 2	3- 0				
2- 2	0- 0	0- 1	HOME	0- 1	0- 0	2- 0				
1- 4	0- 0	0- 1	AWAY	0- 1	0- 2	1- 0				
0- 0	0- 0	0- 0	NEUTRAL	0- 0	0- 0	0- 0				

RPI 1-25				RPI 26-50				RPI 51-100				RPI 101+ Team's RPI: 157			
RPI	S	Opponent	Score	RPI	S	Opponent	Score	RPI	S	Opponent	Score	RPI	S	Opponent	Score
8	N	Stanford	45 74	27	H	Elon	65 76	65	A	Michigan St.	44 78	115	A	Delaware	53 65
				48	A	Quinnipiac	59 76	69	A	Drexel	51 74	117	A	Maine	49 68
				50	A	James Madison	54 74	69	H	Drexel	33 63	125	H	St. Mary's (CA)	53 77
								88	H	New Hampshire	63 66	130	A	William & Mary	58 60
								93	N	Purdue	54 79	159	H	Towson	72 64
												172	N	Wichita St.	73 87
												177	H	Siena	61 50
												186	A	Hofstra	53 51
												220	H	UNCW	55 47
												242	A	Canisius	83 59
												280	H	Boston U.	78 59
												295	A	Denver	72 69
LAST 12 Division I GAMES:															
				69	A	Drexel	51 74	69	H	Drexel	33 63				
				27	H	Elon	65 76	159	H	Towson	72 64				
				220	H	UNCW	55 47	186	A	Hofstra	53 51				
				115	A	Delaware	53 65	177	H	Siena	61 50				
				50	A	James Madison	54 74	295	A	Denver	72 69				
				130	A	William & Mary	58 60	65	A	Michigan St.	44 78				

Non-Div I Games:

Northeastern

■ Loss,
 ■ Non-Conf,
 ■ S Site,
 ■ H Home
 ■ A Away
 N Neutral

Average RPI Win:	258	WON-LOST	WINNING	LAST 10	STRENGTH OF	OPP. STRENGTH	TEAM	ADJ.	CONF.	ADJ CONF.
Average RPI Loss:	172	RECORD	PCT. RANK	GAMES	SCHEDULE	OF SCHEDULE	RPI	RPI	RPI	RPI
DIV. I ONLY	5- 14	287	2- 8	165	316	276	276	21	21	
DIV. I NON-CONF.	3- 7	250	0- 3	240	330	289	289	19	19	
TOTALS	RPI 1-25	RPI 26-50	W-L RECORDS	RPI 51-100	RPI 101-150	RPI 150+				
5- 14	0- 0	0- 0	OVERALL	0- 3	0- 3	5- 8				
3- 5	0- 0	0- 0	HOME	0- 1	0- 1	3- 3				
2- 9	0- 0	0- 0	AWAY	0- 2	0- 2	2- 5				
0- 0	0- 0	0- 0	NEUTRAL	0- 0	0- 0	0- 0				
3- 7	0- 0	0- 0	NON-CONFERENCE	0- 1	0- 1	3- 5				
2- 2	0- 0	0- 0	HOME	0- 0	0- 0	2- 2				
1- 5	0- 0	0- 0	AWAY	0- 1	0- 1	1- 3				
0- 0	0- 0	0- 0	NEUTRAL	0- 0	0- 0	0- 0				
2- 7	0- 0	0- 0	CONFERENCE	0- 2	0- 2	2- 3				
1- 3	0- 0	0- 0	HOME	0- 1	0- 1	1- 1				
1- 4	0- 0	0- 0	AWAY	0- 1	0- 1	1- 2				
0- 0	0- 0	0- 0	NEUTRAL	0- 0	0- 0	0- 0				

RPI S	Opponent	Score	RPI S	Opponent	Score	RPI S	Opponent	Score	RPI S	Opponent	Score	Team's RPI: 276
						55	A Utah	65 78	147	A Lamar University	60 75	
						97	A Northern Colo.	64 75	148	A North Dakota	69 88	
						97	H Northern Colo.	66 69	148	H North Dakota	78 80	
									154	H Idaho	80 91	
									155	H Eastern Wash.	56 47	
									179	H New Mexico St.	68 79	
									214	H CSUN	79 83	
									215	A Grand Canyon	65 76	
									229	A Portland St.	55 56	
									234	A UC Santa Barbara	51 60	
									246	A Sacramento St.	76 82	
									249	A Cal Poly	53 58	
									250	A Southern Utah	77 68	
									282	A UTEP	65 51	
									295	H Denver	82 67	
									307	H Youngstown St.	70 49	
LAST 12 Division I GAMES:												
148	A North Dakota	69 88	97	H Northern Colo.	66 69							
97	A Northern Colo.	64 75	148	H North Dakota	78 80							
154	H Idaho	80 91	250	A Southern Utah	77 68							
155	H Eastern Wash.	56 47	55	A Utah	65 78							
246	A Sacramento St.	76 82	215	A Grand Canyon	65 76							
229	A Portland St.	55 56	179	H New Mexico St.	68 79							

Non-Div I Games: Antelope Valley 109 60

Northern Ariz.

■ Loss,
 ■ Non-Conf,
 ■ S Site,
 ■ Home
 ■ A Away
 N Neutral

Average RPI Win:	230	WON-LOST	WINNING	LAST 10	STRENGTH OF	OPP. STRENGTH	TEAM	ADJ.	CONF.	ADJ CONF.
Average RPI Loss:	98	RECORD	PCT. RANK	GAMES	SCHEDULE	OF SCHEDULE	RPI	RPI	RPI	RPI
DIV. I ONLY	17- 3	13	10- 0	302	199	97	97	21	21	
DIV. I NON-CONF.	7- 3	83	1- 1	227	166	104	104	19	19	
TOTALS	RPI 1-25	RPI 26-50	W-L RECORDS	RPI 51-100	RPI 101-150	RPI 150+				
17- 3	0- 0	0- 0	OVERALL	2- 2	1- 1	14- 0				
9- 1	0- 0	0- 0	HOME	2- 1	0- 0	7- 0				
7- 2	0- 0	0- 0	AWAY	0- 1	1- 1	6- 0				
1- 0	0- 0	0- 0	NEUTRAL	0- 0	0- 0	1- 0				
7- 3	0- 0	0- 0	NON-CONFERENCE	1- 2	1- 1	5- 0				
3- 1	0- 0	0- 0	HOME	1- 1	0- 0	2- 0				
3- 2	0- 0	0- 0	AWAY	0- 1	1- 1	2- 0				
1- 0	0- 0	0- 0	NEUTRAL	0- 0	0- 0	1- 0				
10- 0	0- 0	0- 0	CONFERENCE	1- 0	0- 0	9- 0				
6- 0	0- 0	0- 0	HOME	1- 0	0- 0	5- 0				
4- 0	0- 0	0- 0	AWAY	0- 0	0- 0	4- 0				
0- 0	0- 0	0- 0	NEUTRAL	0- 0	0- 0	0- 0				

RPI 1-25				RPI 26-50				RPI 51-100				Team's RPI: 97		RPI 101+			
RPI	S	Opponent	Score	RPI	S	Opponent	Score	RPI	S	Opponent	Score	RPI	S	Opponent	Score		
								67	H	Montana St.	66 58	125	A	St. Mary's (CA)	65 75		
								77	H	Colorado	62 83	150	A	UTSA	73 66		
								87	H	FGCU	77 74	198	A	Pacific	60 56		
								91	A	Colorado St.	47 58	210	A	Idaho St.	77 62		
												212	H	San Diego	54 51		
												229	H	Portland St.	91 62		
												246	H	Sacramento St.	95 88		
												250	A	Southern Utah	83 53		
												250	H	Southern Utah	74 55		
												257	A	Weber St.	88 79		
												261	N	Eastern Mich.	58 57		
												276	A	Northern Ariz.	69 66		
												276	H	Northern Ariz.	75 64		
												295	H	Denver	68 48		
												315	A	Air Force	71 44		
												333	H	Montana	65 46		
LAST 12 Division I GAMES:																	
250	H	Southern Utah	74 55	276	A	Northern Ariz.	69 66										
276	H	Northern Ariz.	75 64	250	A	Southern Utah	83 53										
257	A	Weber St.	88 79	229	H	Portland St.	91 62										
210	A	Idaho St.	77 62	246	H	Sacramento St.	95 88										
67	H	Montana St.	66 58	198	A	Pacific	60 56										
333	H	Montana	65 46	125	A	St. Mary's (CA)	65 75										

Non-Div I Games: Colo. Christian 90 47

Northern Colo.

Average RPI Win:	207	WON-LOST	WINNING	LAST 10	STRENGTH OF	OPP. STRENGTH	TEAM	ADJ.	CONF.	ADJ CONF.
Average RPI Loss:	92	RECORD	PCT. RANK	GAMES	SCHEDULE	OF SCHEDULE	RPI	RPI	RPI	RPI
DIV. I ONLY	15- 5	40	9- 1	207	117	83	83	10	10	
DIV. I NON-CONF.	7- 4	114	2- 1	265	187	135	135	11	11	
TOTALS	RPI 1-25	RPI 26-50	W-L RECORDS	RPI 51-100	RPI 101-150	RPI 150+				
15- 5	0- 0	0- 1	OVERALL	1- 2	4- 1	10- 1				
8- 1	0- 0	0- 0	HOME	1- 0	1- 0	6- 1				
7- 3	0- 0	0- 1	AWAY	0- 0	3- 1	4- 0				
0- 1	0- 0	0- 0	NEUTRAL	0- 1	0- 0	0- 0				
7- 4	0- 0	0- 1	NON-CONFERENCE	0- 2	0- 1	7- 0				
4- 0	0- 0	0- 0	HOME	0- 0	0- 0	4- 0				
3- 3	0- 0	0- 1	AWAY	0- 1	0- 1	3- 0				
0- 1	0- 0	0- 0	NEUTRAL	0- 1	0- 0	0- 0				
8- 1	0- 0	0- 0	CONFERENCE	1- 0	4- 0	3- 1				
4- 1	0- 0	0- 0	HOME	1- 0	1- 0	2- 1				
4- 0	0- 0	0- 0	AWAY	0- 0	3- 0	1- 0				
0- 0	0- 0	0- 0	NEUTRAL	0- 0	0- 0	0- 0				

RPI S	Opponent	Score	RPI S	Opponent	Score	RPI S	Opponent	Score	RPI S	Opponent	Score
			33 A	Drake	86 95	61 H	Ohio	88 80	101 A	Western Ill.	79 83
						63 N	South Dakota	83 97	103 A	Toledo	77 73
						86 A	Iowa St.	89 97	114 A	Kent St.	98 97
									114 H	Kent St.	93 72
									139 A	Ball St.	101 96
									160 H	Milwaukee	114 104
									178 H	Akron	55 84
									209 H	Miami (OH)	89 76
									221 H	SIUE	97 78
									233 A	Bradley	81 51
									252 A	Bowling Green	89 76
									261 H	Eastern Mich.	85 73
									300 A	Loyola Chicago	90 70
									304 A	UMKC	86 75
									313 H	Illinois St.	108 66
									327 H	Chicago St.	94 85
LAST 12 Division I GAMES:											
139 A	Ball St.	101 96	61 H	Ohio	88 80	252 A	Bowling Green	89 76			
114 H	Kent St.	93 72	261 H	Eastern Mich.	85 73	304 A	UMKC	86 75			
209 H	Miami (OH)	89 76	63 N	South Dakota	83 97	313 H	Illinois St.	108 66			
178 H	Akron	55 84	221 H	SIUE	97 78						
103 A	Toledo	77 73									
114 A	Kent St.	98 97									

Non-Div I Games:

Northern Ill.

Average RPI Win:	263	WON-LOST	WINNING	LAST 10	STRENGTH OF	OPP. STRENGTH	TEAM	ADJ.	CONF.	ADJ CONF.
Average RPI Loss:	166	RECORD	PCT. RANK	GAMES	SCHEDULE	OF SCHEDULE	RPI	RPI	RPI	RPI
DIV. I ONLY	6- 15	279	3- 7	172	305	268	268	22	22	
DIV. I NON-CONF.	3- 8	262	2- 0	158	320	273	273	21	21	
TOTALS	RPI 1-25	RPI 26-50	W-L RECORDS	RPI 51-100	RPI 101-150	RPI 150+				
6- 15	0- 0	0- 1	OVERALL	0- 2	1- 1	5- 11				
2- 7	0- 0	0- 0	HOME	0- 0	0- 1	2- 6				
2- 7	0- 0	0- 1	AWAY	0- 1	0- 0	2- 3				
2- 1	0- 0	0- 0	NEUTRAL	0- 0	1- 0	1- 1				
3- 8	0- 0	0- 0	NON-CONFERENCE	0- 2	1- 0	2- 6				
1- 3	0- 0	0- 0	HOME	0- 0	0- 0	1- 3				
0- 4	0- 0	0- 0	AWAY	0- 2	0- 0	0- 2				
2- 1	0- 0	0- 0	NEUTRAL	0- 0	1- 0	1- 1				
3- 7	0- 0	0- 1	CONFERENCE	0- 0	0- 1	3- 5				
1- 4	0- 0	0- 0	HOME	0- 0	0- 1	1- 3				
2- 3	0- 0	0- 1	AWAY	0- 0	0- 0	2- 2				
0- 0	0- 0	0- 0	NEUTRAL	0- 0	0- 0	0- 0				

RPI S	Opponent	Score	RPI S	Opponent	Score	RPI S	Opponent	Score	RPI S	Opponent	Score	Team's RPI: 268
29	A Green Bay	39 70	53	A Indiana	49 100	132	N Southern Miss.	58 53	140	H Wright St.	63 70	
			61	A Ohio	41 58	160	A Milwaukee	44 72	165	H Stetson	45 54	
						174	A Detroit	49 57	174	H Detroit	53 55	
						181	H ETSU	62 56	189	A Indiana St.	38 58	
						191	H Cleveland St.	54 58	199	H Oakland	47 61	
						209	H Miami (OH)	50 60	229	N Portland St.	54 77	
						254	H Murray St.	69 72	266	A Tennessee Tech	40 55	
						307	H Youngstown St.	87 81	316	A Ill.-Chicago	58 37	
						321	A Valparaiso	70 55	323	N Arkansas St.	83 78	
LAST 12 Division I GAMES:												
174	H Detroit	53 55	307	H Youngstown St.	87 81							
199	H Oakland	47 61	191	H Cleveland St.	54 58							
316	A Ill.-Chicago	58 37	160	A Milwaukee	44 72							
321	A Valparaiso	70 55	29	A Green Bay	39 70							
174	A Detroit	49 57	132	N Southern Miss.	58 53							
140	H Wright St.	63 70	323	N Arkansas St.	83 78							

Non-Div I Games: Ind.-East 66 46

Northern Ky.

■ Loss,
 ■ Non-Conf,
 ■ S Site,
 ■ Home
 ■ A Away
 N Neutral

Northwestern

Through Games Of Jan. 29, 2017

Average RPI Win:	161	WON-LOST	WINNING	LAST 10	STRENGTH OF	OPP. STRENGTH	TEAM	ADJ.	CONF.	ADJ CONF.
Average RPI Loss:	39	RECORD	PCT. RANK	GAMES	SCHEDULE	OF SCHEDULE	RPI	RPI	RPI	RPI
DIV. I ONLY	16- 5	35	6- 4	79	81	41	41	6	6	
DIV. I NON-CONF.	11- 2	24	3- 1	177	163	51	51	5	5	
TOTALS	RPI 1-25	RPI 26-50	W-L RECORDS	RPI 51-100	RPI 101-150	RPI 150+				
16- 5	0- 2	0- 2	OVERALL	5- 1	3- 0	8- 0				
12- 1	0- 0	0- 1	HOME	5- 0	2- 0	5- 0				
4- 4	0- 2	0- 1	AWAY	0- 1	1- 0	3- 0				
0- 0	0- 0	0- 0	NEUTRAL	0- 0	0- 0	0- 0				
11- 2	0- 1	0- 0	NON-CONFERENCE	2- 1	3- 0	6- 0				
9- 0	0- 0	0- 0	HOME	2- 0	2- 0	5- 0				
2- 2	0- 1	0- 0	AWAY	0- 1	1- 0	1- 0				
0- 0	0- 0	0- 0	NEUTRAL	0- 0	0- 0	0- 0				
5- 3	0- 1	0- 2	CONFERENCE	3- 0	0- 0	2- 0				
3- 1	0- 0	0- 1	HOME	3- 0	0- 0	0- 0				
2- 2	0- 1	0- 1	AWAY	0- 0	0- 0	2- 0				
0- 0	0- 0	0- 0	NEUTRAL	0- 0	0- 0	0- 0				

RPI 1-25				RPI 26-50				Team's RPI: 41	RPI 51-100				RPI 101+			
RPI	S	Opponent	Score	RPI	S	Opponent	Score		RPI	S	Opponent	Score	RPI	S	Opponent	Score
16	A	DePaul	66 89	31	H	Ohio St.	87 94		53	H	Indiana	80 67	113	H	Hampton	67 48
19	A	Maryland	65 96	32	A	Michigan	54 80		62	H	Florida	73 68	135	H	Oral Roberts	64 55
									65	H	Michigan St.	76 65	144	A	Santa Clara	87 75
									71	H	Virginia	69 60	156	H	Missouri St.	75 52
									93	H	Purdue	76 60	160	A	Milwaukee	65 63
									96	A	Gonzaga	56 67	163	A	Nebraska	62 58
													182	A	Rutgers	55 37
													255	H	UT Martin	82 59
													281	H	Evansville	88 66
													316	H	Ill.-Chicago	88 44
													327	H	Chicago St.	75 42
LAST 12 Division I GAMES:																
182	A	Rutgers	55 37	93	H	Purdue	76 60		163	A	Nebraska	62 58				
32	A	Michigan	54 80	255	H	UT Martin	82 59		96	A	Gonzaga	56 67				
65	H	Michigan St.	76 65	144	A	Santa Clara	87 75		316	H	Ill.-Chicago	88 44				
53	H	Indiana	80 67													
19	A	Maryland	65 96													
31	H	Ohio St.	87 94													

Non-Div I Games:

Northwestern

■ Loss,
 ■ Non-Conf, S Site,
 ■ Home
 ■ Away
 N Neutral

Average RPI Win:	333	WON-LOST	WINNING	LAST 10	STRENGTH OF	OPP. STRENGTH	TEAM	ADJ.	CONF.	ADJ CONF.
Average RPI Loss:	182	RECORD	PCT. RANK	GAMES	SCHEDULE	OF SCHEDULE	RPI	RPI	RPI	RPI
DIV. I ONLY	5- 11	267	3- 7	322	309	320	320	27	27	
DIV. I NON-CONF.	2- 5	259	0- 2	166	184	268	268	26	26	
TOTALS	RPI 1-25	RPI 26-50	W-L RECORDS	RPI 51-100	RPI 101-150	RPI 150+				
5- 11	0- 2	0- 0	OVERALL	0- 0	0- 3	5- 6				
4- 2	0- 0	0- 0	HOME	0- 0	0- 0	4- 2				
1- 9	0- 2	0- 0	AWAY	0- 0	0- 3	1- 4				
0- 0	0- 0	0- 0	NEUTRAL	0- 0	0- 0	0- 0				
2- 5	0- 2	0- 0	NON-CONFERENCE	0- 0	0- 1	2- 2				
2- 1	0- 0	0- 0	HOME	0- 0	0- 0	2- 1				
0- 4	0- 2	0- 0	AWAY	0- 0	0- 1	0- 1				
0- 0	0- 0	0- 0	NEUTRAL	0- 0	0- 0	0- 0				
3- 6	0- 0	0- 0	CONFERENCE	0- 0	0- 2	3- 4				
2- 1	0- 0	0- 0	HOME	0- 0	0- 0	2- 1				
1- 5	0- 0	0- 0	AWAY	0- 0	0- 2	1- 3				
0- 0	0- 0	0- 0	NEUTRAL	0- 0	0- 0	0- 0				

RPI 1-25				RPI 26-50				RPI 51-100				RPI 101+ Team's RPI: 320			
RPI	S	Opponent	Score	RPI	S	Opponent	Score	RPI	S	Opponent	Score	RPI	S	Opponent	Score
4	A	Mississippi St.	30 106									107	A	Arkansas	36 65
13	A	Texas	39 86									121	A	Central Ark.	43 76
												147	A	Lamar University	60 73
												175	A	Memphis	38 54
												267	H	Mississippi Val.	64 68
												271	A	McNeese	52 68
												271	H	McNeese	63 68
												288	A	A&M-Corpus Christi	51 60
												312	H	Nicholls St.	75 58
												328	H	La.-Monroe	67 65
												335	A	Incarinate Word	76 74
												336	A	Southeastern La.	58 69
												344	H	Jackson St.	83 65
												345	H	Sam Houston St.	78 51
LAST 12 Division I GAMES:															
147	A	Lamar University	60 73	335	A	Incarinate Word	76 74								
336	A	Southeastern La.	58 69	121	A	Central Ark.	43 76								
271	A	McNeese	52 68	271	H	McNeese	63 68								
345	H	Sam Houston St.	78 51	4	A	Mississippi St.	30 106								
312	H	Nicholls St.	75 58	107	A	Arkansas	36 65								
288	A	A&M-Corpus Christi	51 60	344	H	Jackson St.	83 65								

Non-Div I Games: LeTourneau 80 68 Louisiana Col. 113 65 LSU-Alexandria 97 76 Central Baptist 93 42 Northwestern St.

Average RPI Win:	91	WON-LOST	WINNING	LAST 10	STRENGTH OF	OPP. STRENGTH	TEAM	ADJ.	CONF.	ADJ CONF.
Average RPI Loss:	18	RECORD	PCT. RANK	GAMES	SCHEDULE	OF SCHEDULE	RPI	RPI	RPI	RPI
DIV. I ONLY	20- 3	10	8- 2	4	11	3	3	3	3	3
DIV. I NON-CONF.	12- 2	23	2- 1	3	5	2	2	4	4	4
TOTALS	RPI 1-25	RPI 26-50	W-L RECORDS	RPI 51-100	RPI 101-150	RPI 150+				
20- 3	4- 2	1- 1	OVERALL	7- 0	5- 0	3- 0				
10- 1	2- 1	1- 0	HOME	3- 0	3- 0	1- 0				
9- 2	2- 1	0- 1	AWAY	4- 0	2- 0	1- 0				
1- 0	0- 0	0- 0	NEUTRAL	0- 0	0- 0	1- 0				
12- 2	2- 2	1- 0	NON-CONFERENCE	3- 0	4- 0	2- 0				
6- 1	1- 1	1- 0	HOME	1- 0	2- 0	1- 0				
5- 1	1- 1	0- 0	AWAY	2- 0	2- 0	0- 0				
1- 0	0- 0	0- 0	NEUTRAL	0- 0	0- 0	1- 0				
8- 1	2- 0	0- 1	CONFERENCE	4- 0	1- 0	1- 0				
4- 0	1- 0	0- 0	HOME	2- 0	1- 0	0- 0				
4- 1	1- 0	0- 1	AWAY	2- 0	0- 0	1- 0				
0- 0	0- 0	0- 0	NEUTRAL	0- 0	0- 0	0- 0				

RPI	S	Opponent	Score	RPI	S	Opponent	Score	RPI	S	Opponent	Score	RPI	S	Opponent	Score
1	H	UConn	61 72	29	H	Green Bay	71 67	51	A	Iowa	73 58	102	A	Chattanooga	79 58
10	H	Duke	62 58	39	A	North Carolina St.	62 70	52	H	Wake Forest	92 72	103	A	Toledo	85 68
12	H	Washington	71 60					56	A	Georgia Tech	55 38	123	H	Fordham	67 36
15	A	Tennessee	69 71					65	A	Michigan St.	79 61	126	H	Pittsburgh	86 54
16	A	DePaul	75 61					71	H	Virginia	82 74	142	H	TCU	92 59
22	A	Miami (FL)	67 55					72	A	North Carolina	77 55	161	A	Boston College	80 69
								95	H	Central Mich.	107 47	196	N	Louisiana	91 51
												321	H	Valparaiso	114 54
LAST 12 Division I GAMES:															
71	H	Virginia	82 74	22	A	Miami (FL)	67 55								
10	H	Duke	62 58	52	H	Wake Forest	92 72								
72	A	North Carolina	77 55	56	A	Georgia Tech	55 38								
161	A	Boston College	80 69	39	A	North Carolina St.	62 70								
15	A	Tennessee	69 71	102	A	Chattanooga	79 58								
126	H	Pittsburgh	86 54	65	A	Michigan St.	79 61								

Non-Div I Games:

Notre Dame

Average RPI Win:	287	WON-LOST	WINNING	LAST 10	STRENGTH OF	OPP. STRENGTH	TEAM	ADJ.	CONF.	ADJ CONF.
Average RPI Loss:	106	RECORD	PCT. RANK	GAMES	SCHEDULE	OF SCHEDULE	RPI	RPI	RPI	RPI
DIV. I ONLY	9- 10	188	5- 5	202	232	199	199	22	22	
DIV. I NON-CONF.	4- 5	198	1- 1	255	128	194	194	21	21	
TOTALS	RPI 1-25	RPI 26-50	W-L RECORDS	RPI 51-100	RPI 101-150	RPI 150+				
9- 10	0- 0	0- 2	OVERALL	0- 3	0- 3	9- 2				
5- 4	0- 0	0- 0	HOME	0- 0	0- 2	5- 2				
4- 6	0- 0	0- 2	AWAY	0- 3	0- 1	4- 0				
0- 0	0- 0	0- 0	NEUTRAL	0- 0	0- 0	0- 0				
4- 5	0- 0	0- 1	NON-CONFERENCE	0- 3	0- 1	4- 0				
2- 1	0- 0	0- 0	HOME	0- 0	0- 1	2- 0				
2- 4	0- 0	0- 1	AWAY	0- 3	0- 0	2- 0				
0- 0	0- 0	0- 0	NEUTRAL	0- 0	0- 0	0- 0				
5- 5	0- 0	0- 1	CONFERENCE	0- 0	0- 2	5- 2				
3- 3	0- 0	0- 0	HOME	0- 0	0- 1	3- 2				
2- 2	0- 0	0- 1	AWAY	0- 0	0- 1	2- 0				
0- 0	0- 0	0- 0	NEUTRAL	0- 0	0- 0	0- 0				

RPI S	Opponent	Score	RPI S	Opponent	Score	RPI S	Opponent	Score	RPI S	Opponent	Score	Team's RPI: 199
29	A Green Bay	47 89	53	A Indiana	59 84	139	H Ball St.	59 66				
32	A Michigan	63 101	65	A Michigan St.	74 81	140	A Wright St.	66 84				
			95	A Central Mich.	67 70	140	H Wright St.	61 73				
						160	A Milwaukee	75 73				
						174	H Detroit	71 80				
						191	H Cleveland St.	62 74				
						268	A Northern Ky.	61 47				
						279	H Vermont	79 55				
						284	H North Dakota St.	95 66				
						307	H Youngstown St.	80 54				
						316	H Ill.-Chicago	81 58				
						317	A Fort Wayne	82 61				
						321	H Valparaiso	104 63				
						327	A Chicago St.	80 60				
LAST 12 Division I GAMES:												
140	A Wright St.	66 84	160	A Milwaukee	75 73							
268	A Northern Ky.	61 47	174	H Detroit	71 80							
307	H Youngstown St.	80 54	321	H Valparaiso	104 63							
191	H Cleveland St.	62 74	316	H Ill.-Chicago	81 58							
140	H Wright St.	61 73	279	H Vermont	79 55							
29	A Green Bay	47 89	53	A Indiana	59 84							

Non-Div I Games: Concordia (MI) 99 32 Marygrove 126 31

Oakland

Loss, Non-Conf, S Site, H Home A Away N Neutral

Average RPI Win: 185		WON-LOST	WINNING	LAST 10	STRENGTH OF	OPP. STRENGTH	TEAM	ADJ.	CONF.	ADJ CONF.
Average RPI Loss: 126		RECORD	PCT. RANK	GAMES	SCHEDULE	OF SCHEDULE	RPI	RPI	RPI	RPI
DIV. I ONLY		16- 4	22	7- 3	173	121	61	61	10	10
DIV. I NON-CONF.		9- 2	37	2- 1	222	144	68	68	11	11
<hr/>										
TOTALS	RPI 1-25		RPI 26-50		W-L RECORDS		RPI 51-100		RPI 101-150	RPI 150+
16- 4	0- 0		0- 1		OVERALL		3- 1		2- 1	11- 1
9- 1	0- 0		0- 0		HOME		1- 0		1- 1	7- 0
7- 3	0- 0		0- 1		AWAY		2- 1		1- 0	4- 1
0- 0	0- 0		0- 0		NEUTRAL		0- 0		0- 0	0- 0
9- 2	0- 0		0- 1		NON-CONFERENCE		2- 0		1- 0	6- 1
6- 0	0- 0		0- 0		HOME		0- 0		1- 0	5- 0
3- 2	0- 0		0- 1		AWAY		2- 0		0- 0	1- 1
0- 0	0- 0		0- 0		NEUTRAL		0- 0		0- 0	0- 0
7- 2	0- 0		0- 0		CONFERENCE		1- 1		1- 1	5- 0
3- 1	0- 0		0- 0		HOME		1- 0		0- 1	2- 0
4- 1	0- 0		0- 0		AWAY		0- 1		1- 0	3- 0
0- 0	0- 0		0- 0		NEUTRAL		0- 0		0- 0	0- 0

RPI S	Opponent	Score	RPI S	Opponent	Score	RPI S	Opponent	Score	RPI S	Opponent	Score
			32	A Michigan	46 69	68	H Buffalo	83 55	103	A Toledo	64 55
						70	A IUPUI	71 65	112	H Duquesne	64 46
						81	A Middle Tenn.	73 52	114	H Kent St.	65 68
						83	A Northern Ill.	80 88	164	H Western Mich.	80 67
									178	A Akron	85 69
									180	H Illinois	80 68
									183	H Binghamton	63 55
									209	A Miami (OH)	79 62
									252	A Bowling Green	69 58
									254	H Murray St.	79 70
									255	H UT Martin	72 55
									261	H Eastern Mich.	68 51
									268	H Northern Ky.	58 41
									275	A N.C. A&T	57 63
									318	A High Point	76 48
LAST 12 Division I GAMES:											
209	A	Miami (OH)	79	62	83	A	Northern Ill.	80	88		
164	H	Western Mich.	80	67	68	H	Buffalo	83	55		
261	H	Eastern Mich.	68	51	252	A	Bowling Green	69	58		
103	A	Toledo	64	55	275	A	N.C. A&T	57	63		
114	H	Kent St.	65	68	180	H	Illinois	80	68		
178	A	Akron	85	69	183	H	Binghamton	63	55		

Non-Div I Games:

Ohio

Average RPI Win: 147		WON-LOST	WINNING	LAST 10	STRENGTH OF	OPP. STRENGTH	TEAM	ADJ.	CONF.	ADJ CONF.
Average RPI Loss: 19		RECORD	PCT. RANK	GAMES	SCHEDULE	OF SCHEDULE	RPI	RPI	RPI	RPI
DIV. I ONLY		19- 5	26	9- 1	51	23	31	31	6	6
DIV. I NON-CONF.		10- 4	80	1- 1	46	46	69	69	5	5
TOTALS	RPI 1-25	RPI 26-50		W-L RECORDS		RPI 51-100	RPI 101-150	RPI 150+		
19- 5	0- 4	5- 0		OVERALL		3- 1	1- 0	10- 0		
13- 2	0- 2	2- 0		HOME		0- 0	1- 0	10- 0		
4- 2	0- 1	2- 0		AWAY		2- 1	0- 0	0- 0		
2- 1	0- 1	1- 0		NEUTRAL		1- 0	0- 0	0- 0		
10- 4	0- 4	1- 0		NON-CONFERENCE		1- 0	1- 0	7- 0		
8- 2	0- 2	0- 0		HOME		0- 0	1- 0	7- 0		
0- 1	0- 1	0- 0		AWAY		0- 0	0- 0	0- 0		
2- 1	0- 1	1- 0		NEUTRAL		1- 0	0- 0	0- 0		
9- 1	0- 0	4- 0		CONFERENCE		2- 1	0- 0	3- 0		
5- 0	0- 0	2- 0		HOME		0- 0	0- 0	3- 0		
4- 1	0- 0	2- 0		AWAY		2- 1	0- 0	0- 0		
0- 0	0- 0	0- 0		NEUTRAL		0- 0	0- 0	0- 0		

RPI 1-25				RPI 26-50				Team's RPI: 31				RPI 51-100				RPI 101+			
RPI	S	Opponent	Score	RPI	S	Opponent	Score	RPI	S	Opponent	Score	RPI	S	Opponent	Score	RPI	S	Opponent	Score
1	A	UConn	63 82	32	H	Michigan	96 87	53	A	Indiana	92 82	112	H	Duquesne	89 69				
2	H	South Carolina	80 92	34	N	Syracuse	77 72	65	A	Michigan St.	75 94	163	H	Nebraska	95 75				
5	N	Baylor	68 85	41	A	Northwestern	94 87	87	N	FGCU	79 66	168	H	Cincinnati	80 38				
22	H	Miami (FL)	89 94	47	A	Minnesota	88 76	93	A	Purdue	61 56	180	H	Illinois	88 64				
				47	H	Minnesota	87 62					191	H	Cleveland St.	96 78				
												201	H	Wisconsin	70 61				
												212	H	Alabama St.	118 61				
												228	H	Southern U.	108 73				
												242	H	Canisius	89 56				
												325	H	Winthrop	88 48				
												339	H	LIU Brooklyn	113 54				
LAST 12 Division I GAMES:																			
163	H	Nebraska	95 75	32	H	Michigan	96 87												
47	A	Minnesota	88 76	41	A	Northwestern	94 87												
180	H	Illinois	88 64	53	A	Indiana	92 82												
201	H	Wisconsin	70 61	47	H	Minnesota	87 62												
93	A	Purdue	61 56	325	H	Winthrop	88 48												
65	A	Michigan St.	75 94	1	A	UConn	63 82												

Non-Div I Games:

Ohio St.

Loss, Non-Conf, S Site, H Home A Away N Neutral

Through Games of Sun. 12/1/17										
Average RPI Win:	115	WON-LOST	WINNING	LAST 10	STRENGTH OF	OPP. STRENGTH	TEAM	ADJ.	CONF.	ADJ CONF.
Average RPI Loss:	47	RECORD	PCT. RANK	GAMES	SCHEDULE	OF SCHEDULE	RPI	RPI	RPI	RPI
DIV. I ONLY	16- 6	51	7- 3	21	42	18	18	4	4	
DIV. I NON-CONF.	9- 3	63	1- 1	32	151	42	42	3	3	
<hr/>										
TOTALS	RPI 1-25	RPI 26-50		W-L RECORDS		RPI 51-100	RPI 101-150	RPI 150+		
16- 6	1- 3	3- 0		OVERALL		4- 2	4- 1	4- 0		
11- 1	1- 0	3- 0		HOME		3- 0	2- 1	2- 0		
3- 4	0- 3	0- 0		AWAY		1- 1	2- 0	0- 0		
2- 1	0- 0	0- 0		NEUTRAL		0- 1	0- 0	2- 0		
9- 3	0- 1	1- 0		NON-CONFERENCE		2- 1	2- 1	4- 0		
6- 1	0- 0	1- 0		HOME		2- 0	1- 1	2- 0		
1- 1	0- 1	0- 0		AWAY		0- 0	1- 0	0- 0		
2- 1	0- 0	0- 0		NEUTRAL		0- 1	0- 0	2- 0		
7- 3	1- 2	2- 0		CONFERENCE		2- 1	2- 0	0- 0		
5- 0	1- 0	2- 0		HOME		1- 0	1- 0	0- 0		
2- 3	0- 2	0- 0		AWAY		1- 1	1- 0	0- 0		
0- 0	0- 0	0- 0		NEUTRAL		0- 0	0- 0	0- 0		

RPI	S	Opponent	Score	RPI	S	Opponent	Score	RPI	S	Opponent	Score	RPI	S	Opponent	Score
5	A	Baylor	58 92	38	H	South Dakota St.	74 60	54	A	West Virginia	73 83	104	A	BYU	68 61
13	A	Texas	68 86	44	H	Oklahoma St.	68 62	57	H	Little Rock	68 58	131	A	Kansas	84 54
14	A	Kentucky	68 82	46	H	Texas Tech	66 45	59	N	California	74 82	135	H	Oral Roberts	67 74
17	H	Kansas St.	85 80					86	A	Iowa St.	67 57	141	H	Tulsa	85 68
								86	H	Iowa St.	78 63	142	H	TCU	87 72
								91	H	Colorado St.	70 55	176	N	Xavier	81 69
												197	H	Southern Ill.	80 48
												229	N	Portland St.	74 60
												256	H	UTRGV	92 59
LAST 12 Division I GAMES:															
5	A	Baylor	58 92	54	A	West Virginia	73 83								
86	H	Iowa St.	78 63	17	H	Kansas St.	85 80								
44	H	Oklahoma St.	68 62	142	H	TCU	87 72								
13	A	Texas	68 86	131	A	Kansas	84 54								
46	H	Texas Tech	66 45	229	N	Portland St.	74 60								
86	A	Iowa St.	67 57	59	N	California	74 82								

Non-Div I Games:

Oklahoma

■ Loss,
 ■ Non-Conf,
 ■ S Site,
 ■ H Home
 ■ A Away
 N Neutral

Average RPI Win:	152	WON-LOST	WINNING	LAST 10	STRENGTH OF	OPP. STRENGTH	TEAM	ADJ.	CONF.	ADJ CONF.
Average RPI Loss:	18	RECORD	PCT. RANK	GAMES	SCHEDULE	OF SCHEDULE	RPI	RPI	RPI	RPI
DIV. I ONLY	13- 7	100	3- 7	42	15	44	44	4	4	
DIV. I NON-CONF.	10- 1	16	2- 1	92	99	23	23	3	3	
TOTALS	RPI 1-25	RPI 26-50	W-L RECORDS	RPI 51-100	RPI 101-150	RPI 150+				
13- 7	0- 6	0- 1	OVERALL	4- 0	5- 0	4- 0				
9- 2	0- 2	0- 0	HOME	2- 0	3- 0	4- 0				
2- 4	0- 3	0- 1	AWAY	1- 0	1- 0	0- 0				
2- 1	0- 1	0- 0	NEUTRAL	1- 0	1- 0	0- 0				
10- 1	0- 1	0- 0	NON-CONFERENCE	3- 0	3- 0	4- 0				
7- 0	0- 0	0- 0	HOME	1- 0	2- 0	4- 0				
1- 0	0- 0	0- 0	AWAY	1- 0	0- 0	0- 0				
2- 1	0- 1	0- 0	NEUTRAL	1- 0	1- 0	0- 0				
3- 6	0- 5	0- 1	CONFERENCE	1- 0	2- 0	0- 0				
2- 2	0- 2	0- 0	HOME	1- 0	1- 0	0- 0				
1- 4	0- 3	0- 1	AWAY	0- 0	1- 0	0- 0				
0- 0	0- 0	0- 0	NEUTRAL	0- 0	0- 0	0- 0				

RPI S	Opponent	Score	RPI S	Opponent	Score	Team's RPI: 44	RPI S	Opponent	Score	RPI S	Opponent	Score
5	H Baylor	50 86	46	A Texas Tech	65 70		58	H UNI	81 57	110	H Georgia	71 51
7	N Oregon St.	54 73					60	A Washington St.	79 72	131	H Kansas	74 70
13	A Texas	35 66					78	N Long Beach St.	63 57	142	A TCU	82 67
17	A Kansas St.	69 74					86	H Iowa St.	71 59	144	N Santa Clara	67 53
17	H Kansas St.	43 63								149	H Rice	65 51
18	A Oklahoma	62 68								200	H Loyola Marymount	66 58
										243	H Tennessee St.	86 48
										256	H UTRGV	86 53
										323	H Arkansas St.	76 34
LAST 12 Division I GAMES:												
17	A Kansas St.	69 74	142	A TCU	82 67							
131	H Kansas	74 70	46	A Texas Tech	65 70							
18	A Oklahoma	62 68	86	H Iowa St.	71 59							
17	H Kansas St.	43 63	7	N Oregon St.	54 73							
13	A Texas	35 66	78	N Long Beach St.	63 57							
5	H Baylor	50 86	144	N Santa Clara	67 53							

Non-Div I Games:

Oklahoma St.

Average RPI Win:	197	WON-LOST	WINNING	LAST 10	STRENGTH OF	OPP. STRENGTH	TEAM	ADJ.	CONF.	ADJ CONF.
Average RPI Loss:	97	RECORD	PCT. RANK	GAMES	SCHEDULE	OF SCHEDULE	RPI	RPI	RPI	RPI
DIV. I ONLY	10- 10	164	5- 5	60	166	133	133	15	15	
DIV. I NON-CONF.	5- 6	186	0- 3	55	149	155	155	17	17	
TOTALS	RPI 1-25	RPI 26-50	W-L RECORDS	RPI 51-100	RPI 101-150	RPI 150+				
10- 10	0- 2	0- 1	OVERALL	0- 3	4- 2	6- 2				
8- 3	0- 0	0- 0	HOME	0- 2	3- 1	5- 0				
2- 5	0- 2	0- 0	AWAY	0- 0	1- 1	1- 2				
0- 2	0- 0	0- 1	NEUTRAL	0- 1	0- 0	0- 0				
5- 6	0- 2	0- 1	NON-CONFERENCE	0- 1	2- 1	3- 1				
5- 1	0- 0	0- 0	HOME	0- 0	2- 1	3- 0				
0- 3	0- 2	0- 0	AWAY	0- 0	0- 0	0- 1				
0- 2	0- 0	0- 1	NEUTRAL	0- 1	0- 0	0- 0				
5- 4	0- 0	0- 0	CONFERENCE	0- 2	2- 1	3- 1				
3- 2	0- 0	0- 0	HOME	0- 2	1- 0	2- 0				
2- 2	0- 0	0- 0	AWAY	0- 0	1- 1	1- 1				
0- 0	0- 0	0- 0	NEUTRAL	0- 0	0- 0	0- 0				

RPI 1-25				RPI 26-50				RPI 51-100				RPI 101+ Team's RPI: 133			
RPI	S	Opponent	Score	RPI	S	Opponent	Score	RPI	S	Opponent	Score	RPI	S	Opponent	Score
10	A	Duke	64 92	34	N	Syracuse	66 92	74	N	Dayton	69 77	113	H	Hampton	61 58
22	A	Miami (FL)	56 66					76	H	Charlotte	75 86	128	H	VCU	70 60
								89	H	Western Ky.	62 67	130	H	William & Mary	58 69
												132	A	Southern Miss.	69 84
												149	A	Rice	59 47
												149	H	Rice	81 66
												169	A	Louisiana Tech	69 64
												181	A	ETSU	60 70
												203	H	Dartmouth	82 56
												219	H	Marshall	73 69
												224	A	North Texas	55 65
												224	H	North Texas	62 47
												283	H	Norfolk St.	65 54
												337	H	N.C. Central	83 52
LAST 12 Division I GAMES:															
224	H	North Texas	62 47	219	H	Marshall	73 69								
149	H	Rice	81 66	224	A	North Texas	55 65								
76	H	Charlotte	75 86	149	A	Rice	59 47								
169	A	Louisiana Tech	69 64	181	A	ETSU	60 70								
132	A	Southern Miss.	69 84	74	N	Dayton	69 77								
89	H	Western Ky.	62 67	34	N	Syracuse	66 92								

Non-Div I Games:

Old Dominion

■ Loss,
■ Non-Conf,
■ S Site,
■ H Home
■ A Away
N Neutral

Average RPI Win:	213	WON-LOST	WINNING	LAST 10	STRENGTH OF	OPP. STRENGTH	TEAM	ADJ.	CONF.	ADJ CONF.
Average RPI Loss:	53	RECORD	PCT. RANK	GAMES	SCHEDULE	OF SCHEDULE	RPI	RPI	RPI	RPI
DIV. I ONLY	14- 8	108	4- 6	120	78	98	98	2	2	
DIV. I NON-CONF.	11- 2	24	3- 0	321	261	120	120	2	2	
TOTALS	RPI 1-25	RPI 26-50	W-L RECORDS	RPI 51-100	RPI 101-150	RPI 150+				
14- 8	1- 4	1- 0	OVERALL	0- 2	3- 2	9- 0				
13- 1	1- 0	1- 0	HOME	0- 0	3- 1	8- 0				
0- 7	0- 4	0- 0	AWAY	0- 2	0- 1	0- 0				
1- 0	0- 0	0- 0	NEUTRAL	0- 0	0- 0	1- 0				
11- 2	0- 0	1- 0	NON-CONFERENCE	0- 2	1- 0	9- 0				
10- 0	0- 0	1- 0	HOME	0- 0	1- 0	8- 0				
0- 2	0- 0	0- 0	AWAY	0- 2	0- 0	0- 0				
1- 0	0- 0	0- 0	NEUTRAL	0- 0	0- 0	1- 0				
3- 6	1- 4	0- 0	CONFERENCE	0- 0	2- 2	0- 0				
3- 1	1- 0	0- 0	HOME	0- 0	2- 1	0- 0				
0- 5	0- 4	0- 0	AWAY	0- 0	0- 1	0- 0				
0- 0	0- 0	0- 0	NEUTRAL	0- 0	0- 0	0- 0				

RPI	S	Opponent	Score	RPI	S	Opponent	Score	RPI	S	Opponent	Score	RPI	S	Opponent	Score
2	A	South Carolina	46 65	37	H	Oregon	83 67	54	A	West Virginia	61 66	107	H	Arkansas	73 64
4	A	Mississippi St.	62 73					90	A	UNLV	57 64	110	H	Georgia	69 62
14	A	Kentucky	57 89									118	A	Alabama	80 90
15	H	Tennessee	67 62									118	H	Alabama	57 65
23	A	Auburn	60 83									128	H	VCU	77 57
												201	N	Wisconsin	69 44
												245	H	Austin Peay	66 38
												253	H	Jacksonville St.	68 50
												267	H	Mississippi Val.	67 30
												287	H	Lipscomb	76 49
												318	H	High Point	73 62
												328	H	La.-Monroe	97 40
												336	H	Southeastern La.	81 31
												344	H	Jackson St.	89 41
LAST 12 Division I GAMES:															
110	H	Georgia	69 62	23	A	Auburn	60 83								
14	A	Kentucky	57 89	118	A	Alabama	80 90								
118	H	Alabama	57 65	107	H	Arkansas	73 64								
2	A	South Carolina	46 65	267	H	Mississippi Val.	67 30								
4	A	Mississippi St.	62 73	245	H	Austin Peay	66 38								
15	H	Tennessee	67 62	128	H	VCU	77 57								

Non-Div I Games:

Ole Miss

Average RPI Win:	219	WON-LOST	WINNING	LAST 10	STRENGTH OF	OPP. STRENGTH	TEAM	ADJ.	CONF.	ADJ CONF.
Average RPI Loss:	109	RECORD	PCT. RANK	GAMES	SCHEDULE	OF SCHEDULE	RPI	RPI	RPI	RPI
DIV. I ONLY	9- 11	202	2- 1	151	130	166	166	11	11	
DIV. I NON-CONF.	5- 6	186	1- 1	212	137	169	169	9	9	
TOTALS	RPI 1-25	RPI 26-50	W-L RECORDS	RPI 51-100	RPI 101-150	RPI 150+				
9- 11	0- 1	1- 2	OVERALL	1- 2	0- 4	7- 2				
4- 4	0- 1	1- 0	HOME	1- 1	0- 2	2- 0				
4- 7	0- 0	0- 2	AWAY	0- 1	0- 2	4- 2				
1- 0	0- 0	0- 0	NEUTRAL	0- 0	0- 0	1- 0				
5- 6	0- 1	0- 1	NON-CONFERENCE	0- 1	0- 2	5- 1				
2- 1	0- 1	0- 0	HOME	0- 0	0- 0	2- 0				
2- 5	0- 0	0- 1	AWAY	0- 1	0- 2	2- 1				
1- 0	0- 0	0- 0	NEUTRAL	0- 0	0- 0	1- 0				
4- 5	0- 0	1- 1	CONFERENCE	1- 1	0- 2	2- 1				
2- 3	0- 0	1- 0	HOME	1- 1	0- 2	0- 0				
2- 2	0- 0	0- 1	AWAY	0- 0	0- 0	2- 1				
0- 0	0- 0	0- 0	NEUTRAL	0- 0	0- 0	0- 0				

RPI 1-25				RPI 26-50				RPI 51-100				RPI 101+ Team's RPI: 166			
RPI	S	Opponent	Score	RPI	S	Opponent	Score	RPI	S	Opponent	Score	RPI	S	Opponent	Score
17	H	Kansas St.	57 70	28	A	Creighton	45 82	63	H	South Dakota	52 60	101	H	Western Ill.	74 78
				38	A	South Dakota St.	64 76	70	H	IUPUI	64 44	122	A	Abilene Christian	66 73
				38	H	South Dakota St.	83 82	91	A	Colorado St.	42 69	129	A	UCF	41 81
												135	H	Oral Roberts	65 67
												163	A	Nebraska	58 66
												189	H	Indiana St.	72 45
												218	H	Wofford	89 64
												224 N	North Texas	85 57	
												284	A	North Dakota St.	80 60
												295	A	Denver	82 73
												304	A	UMKC	80 57
												317	A	Fort Wayne	62 65
												347	A	Florida A&M	70 50
LAST 12 Division I GAMES:															
224 N	North Texas	85	57	63	H	South Dakota	52	60	101	H	Western Ill.	74	78		
122	A	Abilene Christian	66	73	38	A	South Dakota St.	64	76	70	H	IUPUI	64	44	
38	H	South Dakota St.	83	82	135	H	Oral Roberts	65	67	129	A	UCF	41	81	
317	A	Fort Wayne	62	65											
295	A	Denver	82	73											
284	A	North Dakota St.	80	60											

Non-Div I Games: Lincoln (MO) 98 49 York (NE) 106 37

Omaha

Loss, Non-Conf, S Site, H Home A Away N Neutral

Oral Roberts

Through Games Of Jan. 29, 2017

Average RPI Win:	210	WON-LOST	WINNING	LAST 10	STRENGTH OF	OPP. STRENGTH	TEAM	ADJ.	CONF.	ADJ CONF.
Average RPI Loss:	87	RECORD	PCT. RANK	GAMES	SCHEDULE	OF SCHEDULE	RPI	RPI	RPI	RPI
DIV. I ONLY	10- 10	164	5- 5	181	72	135	135	11	11	
DIV. I NON-CONF.	6- 5	148	1- 1	144	4	78	78	9	9	
TOTALS	RPI 1-25	RPI 26-50	W-L RECORDS	RPI 51-100	RPI 101-150	RPI 150+				
10- 10	1- 0	0- 3	OVERALL	0- 4	2- 2	7- 1				
4- 3	0- 0	0- 1	HOME	0- 1	1- 0	3- 1				
6- 7	1- 0	0- 2	AWAY	0- 3	1- 2	4- 0				
0- 0	0- 0	0- 0	NEUTRAL	0- 0	0- 0	0- 0				
6- 5	1- 0	0- 2	NON-CONFERENCE	0- 2	2- 1	3- 0				
3- 0	0- 0	0- 0	HOME	0- 0	1- 0	2- 0				
3- 5	1- 0	0- 2	AWAY	0- 2	1- 1	1- 0				
0- 0	0- 0	0- 0	NEUTRAL	0- 0	0- 0	0- 0				
4- 5	0- 0	0- 1	CONFERENCE	0- 2	0- 1	4- 1				
1- 3	0- 0	0- 1	HOME	0- 1	0- 0	1- 1				
3- 2	0- 0	0- 0	AWAY	0- 1	0- 1	3- 0				
0- 0	0- 0	0- 0	NEUTRAL	0- 0	0- 0	0- 0				

RPI S	Opponent	Score	RPI S	Opponent	Score	RPI S	Opponent	Score	RPI S	Opponent	Score	Team's RPI: 135
18	A Oklahoma	74 67	26	A Arizona St.	52 79	51	A Iowa	76 96	101	A Western Ill.	72 76	
			38	H South Dakota St.	57 78	57	A Little Rock	50 56	107	A Arkansas	70 60	
			41	A Northwestern	55 64	63	H South Dakota	47 69	131	A Kansas	56 64	
						70	A IUPUI	41 53	141	H Tulsa	76 68	
									156	H Missouri St.	78 56	
									166	A Omaha	67 65	
									255	H UT Martin	82 53	
									284	A North Dakota St.	70 50	
									295	H Denver	45 47	
									317	A Fort Wayne	75 59	
									317	H Fort Wayne	82 56	
									334	A Houston Baptist	75 65	
LAST 12 Division I GAMES:												
284	A North Dakota St.	70 50	101	A Western Ill.	72 76							
295	H Denver	45 47	317	H Fort Wayne	82 56							
317	A Fort Wayne	75 59	166	A Omaha	67 65							
70	A IUPUI	41 53	107	A Arkansas	70 60							
38	H South Dakota St.	57 78	26	A Arizona St.	52 79							
63	H South Dakota	47 69	255	H UT Martin	82 53							

Non-Div I Games: Mid-Amer. Christian98 63 Okla. Sci. & Arts 67 35

Oral Roberts

Loss, Non-Conf, S Site, H Home A Away N Neutral

Oregon

Through Games Of Jan. 29, 2017

Average RPI Win:	150	WON-LOST	WINNING	LAST 10	STRENGTH OF	OPP. STRENGTH	TEAM	ADJ.	CONF.	ADJ CONF.
Average RPI Loss:	26	RECORD	PCT. RANK	GAMES	SCHEDULE	OF SCHEDULE	RPI	RPI	RPI	RPI
DIV. I ONLY	14- 8	108	4- 6	22	27	37	37	1	1	
DIV. I NON-CONF.	10- 2	33	2- 0	121	158	43	43	1	1	
TOTALS	RPI 1-25	RPI 26-50	W-L RECORDS	RPI 51-100	RPI 101-150	RPI 150+				
14- 8	0- 6	0- 0	OVERALL	5- 2	3- 0	6- 0				
8- 3	0- 2	0- 0	HOME	3- 1	2- 0	3- 0				
4- 4	0- 3	0- 0	AWAY	2- 1	1- 0	1- 0				
2- 1	0- 1	0- 0	NEUTRAL	0- 0	0- 0	2- 0				
10- 2	0- 1	0- 0	NON-CONFERENCE	1- 1	3- 0	6- 0				
6- 0	0- 0	0- 0	HOME	1- 0	2- 0	3- 0				
2- 1	0- 0	0- 0	AWAY	0- 1	1- 0	1- 0				
2- 1	0- 1	0- 0	NEUTRAL	0- 0	0- 0	2- 0				
4- 6	0- 5	0- 0	CONFERENCE	4- 1	0- 0	0- 0				
2- 3	0- 2	0- 0	HOME	2- 1	0- 0	0- 0				
2- 3	0- 3	0- 0	AWAY	2- 0	0- 0	0- 0				
0- 0	0- 0	0- 0	NEUTRAL	0- 0	0- 0	0- 0				

RPI 1-25				RPI 26-50		Team's RPI: 37		RPI 51-100				RPI 101+			
RPI	S	Opponent	Score	RPI	S	Opponent	Score	RPI	S	Opponent	Score	RPI	S	Opponent	Score
4	N	Mississippi St.	63 75					55	H	Utah	84 66	124	A	Clemson	87 59
7	A	Oregon St.	60 67					59	A	California	69 66	147	H	Lamar University	84 67
7	H	Oregon St.	40 43					60	H	Washington St.	59 75	150	H	UTSA	77 63
8	A	Stanford	60 81					65	H	Michigan St.	88 55	154	H	Idaho	73 70
9	A	UCLA	63 79					73	A	Southern California	59 53	194	N	San Jose St.	91 62
12	H	Washington	77 99					77	H	Colorado	71 66	216	A	Hawaii	86 49
								98	A	Ole Miss	67 83	229	N	Portland St.	90 46
												258	H	Portland	81 41
												297	H	CSU Bakersfield	77 62
LAST 12 Division I GAMES:															
		7	A	Oregon St.	60	67				59	A	California	69	66	
		7	H	Oregon St.	40	43				8	A	Stanford	60	81	
		55	H	Utah	84	66				60	H	Washington St.	59	75	
		77	H	Colorado	71	66				12	H	Washington	77	99	
		9	A	UCLA	63	79				154	H	Idaho	73	70	
		73	A	Southern California	59	53				229	N	Portland St.	90	46	

Non-Div I Games:

Oregon

■ Loss,
 ■ Non-Conf, S Site,
 ■ Home
 ■ Away
 N Neutral

Average RPI Win:	107	WON-LOST	WINNING	LAST 10	STRENGTH OF	OPP. STRENGTH	TEAM	ADJ.	CONF.	ADJ CONF.
Average RPI Loss:	25	RECORD	PCT. RANK	GAMES	SCHEDULE	OF SCHEDULE	RPI	RPI	RPI	RPI
DIV. I ONLY	20- 2	7	9- 1	23	25	7	7	1	1	
DIV. I NON-CONF.	11- 1	13	2- 0	89	154	28	28	1	1	
TOTALS	RPI 1-25	RPI 26-50	W-L RECORDS	RPI 51-100	RPI 101-150	RPI 150+				
20- 2	2- 1	4- 1	OVERALL	7- 0	2- 0	5- 0				
11- 1	1- 0	1- 1	HOME	4- 0	1- 0	4- 0				
4- 1	1- 1	1- 0	AWAY	2- 0	0- 0	0- 0				
5- 0	0- 0	2- 0	NEUTRAL	1- 0	1- 0	1- 0				
11- 1	0- 0	2- 1	NON-CONFERENCE	2- 0	2- 0	5- 0				
6- 1	0- 0	0- 1	HOME	1- 0	1- 0	4- 0				
0- 0	0- 0	0- 0	AWAY	0- 0	0- 0	0- 0				
5- 0	0- 0	2- 0	NEUTRAL	1- 0	1- 0	1- 0				
9- 1	2- 1	2- 0	CONFERENCE	5- 0	0- 0	0- 0				
5- 0	1- 0	1- 0	HOME	3- 0	0- 0	0- 0				
4- 1	1- 1	1- 0	AWAY	2- 0	0- 0	0- 0				
0- 0	0- 0	0- 0	NEUTRAL	0- 0	0- 0	0- 0				

RPI 1-25				RPI 26-50				RPI 51-100				RPI 101+			
RPI	S	Opponent	Score	RPI	S	Opponent	Score	RPI	S	Opponent	Score	RPI	S	Opponent	Score
8	A	Stanford	72 69	37	A	Oregon	43 40	55	H	Utah	70 44	104	N	BYU	65 56
9	A	UCLA	56 66	37	H	Oregon	67 60	59	A	California	66 56	147	H	Lamar University	88 56
12	H	Washington	73 70	40	H	Marquette	73 74	60	H	Washington St.	80 58	154	N	Idaho	60 49
				44	N	Oklahoma St.	73 54	73	A	Southern California	74 60	210	H	Idaho St.	61 38
				48	N	Quinnipiac	75 60	77	H	Colorado	81 57	250	H	Southern Utah	77 38
								90	N	UNLV	62 59	258	H	Portland	62 45
								100	H	UC Davis	93 52	322	H	Ark.-Pine Bluff	73 40
LAST 12 Division I GAMES:															
37	H	Oregon	67 60	8	A	Stanford	72 69	59	A	California	66 56	12	H	Washington	73 70
37	A	Oregon	43 40	59	A	California	66 56	60	H	Washington St.	80 58	322	H	Ark.-Pine Bluff	73 40
77	H	Colorado	81 57	12	H	Washington	73 70	44	N	Oklahoma St.	73 54				
55	H	Utah	70 44												
73	A	Southern California	74 60												
9	A	UCLA	56 66												

Non-Div I Games:

Oregon St.

Pacific

Through Games Of Jan. 29, 2017

Average RPI Win:	200	WON-LOST	WINNING	LAST 10	STRENGTH OF	OPP. STRENGTH	TEAM	ADJ.	CONF.	ADJ CONF.
Average RPI Loss:	119	RECORD	PCT. RANK	GAMES	SCHEDULE	OF SCHEDULE	RPI	RPI	RPI	RPI
DIV. I ONLY	6- 13	263	4- 6	70	172	198	198	14	14	
DIV. I NON-CONF.	2- 7	284	0- 1	22	134	188	188	12	12	
TOTALS	RPI 1-25	RPI 26-50	W-L RECORDS	RPI 51-100	RPI 101-150	RPI 150+				
6- 13	0- 1	0- 1	OVERALL	1- 4	1- 4	4- 3				
3- 8	0- 0	0- 1	HOME	0- 3	1- 2	2- 2				
3- 5	0- 1	0- 0	AWAY	1- 1	0- 2	2- 1				
0- 0	0- 0	0- 0	NEUTRAL	0- 0	0- 0	0- 0				
2- 7	0- 1	0- 1	NON-CONFERENCE	0- 4	0- 0	2- 1				
1- 5	0- 0	0- 1	HOME	0- 3	0- 0	1- 1				
1- 2	0- 1	0- 0	AWAY	0- 1	0- 0	1- 0				
0- 0	0- 0	0- 0	NEUTRAL	0- 0	0- 0	0- 0				
4- 6	0- 0	0- 0	CONFERENCE	1- 0	1- 4	2- 2				
2- 3	0- 0	0- 0	HOME	0- 0	1- 2	1- 1				
2- 3	0- 0	0- 0	AWAY	1- 0	0- 2	1- 1				
0- 0	0- 0	0- 0	NEUTRAL	0- 0	0- 0	0- 0				

RPI 1-25				RPI 26-50				RPI 51-100				RPI 101+ Team's RPI: 198			
RPI	S	Opponent	Score	RPI	S	Opponent	Score	RPI	S	Opponent	Score	RPI	S	Opponent	Score
9	A	UCLA	55 82	40	H	Marquette	75 89	67	H	Montana St.	66 72	104	A	BYU	50 68
								78	A	Long Beach St.	58 66	104	H	BYU	55 68
								96	A	Gonzaga	65 63	125	H	St. Mary's (CA)	54 63
								97	H	Northern Colo.	56 60	143	A	San Francisco	64 67
								100	H	UC Davis	87 95	143	H	San Francisco	63 60
												173	H	Fresno St.	67 74
												194	A	San Jose St.	99 96
												200	H	Loyola Marymount	52 65
												212	H	San Diego	84 64
												258	A	Portland	84 74
												297	H	CSU Bakersfield	91 61
												311	A	Pepperdine	58 59
LAST 12 Division I GAMES:															
143	A	San Francisco	64 67	104	H	BYU	55 68								
200	H	Loyola Marymount	52 65	212	H	San Diego	84 64								
104	A	BYU	50 68	96	A	Gonzaga	65 63								
125	H	St. Mary's (CA)	54 63	258	A	Portland	84 74								
143	H	San Francisco	63 60	97	H	Northern Colo.	56 60								
311	A	Pepperdine	58 59	173	H	Fresno St.	67 74								

Non-Div I Games: UC Merced 111 50 William Jessup 103 65

Pacific

Loss, Non-Conf, S Site, H Home A Away N Neutral

Average RPI Win:	235	WON-LOST	WINNING	LAST 10	STRENGTH OF	OPP. STRENGTH	TEAM	ADJ.	CONF.	ADJ CONF.
Average RPI Loss:	97	RECORD	PCT. RANK	GAMES	SCHEDULE	OF SCHEDULE	RPI	RPI	RPI	RPI
DIV. I ONLY	9- 6	125	6- 3	219	157	151	151	9	9	
DIV. I NON-CONF.	6- 6	165	5- 3	279	122	198	198	10	10	
TOTALS	RPI 1-25	RPI 26-50	W-L RECORDS	RPI 51-100	RPI 101-150	RPI 150+				
9- 6	0- 1	0- 1	OVERALL	0- 1	1- 1	8- 2				
2- 5	0- 0	0- 1	HOME	0- 1	1- 1	1- 2				
7- 1	0- 1	0- 0	AWAY	0- 0	0- 0	7- 0				
0- 0	0- 0	0- 0	NEUTRAL	0- 0	0- 0	0- 0				
6- 6	0- 1	0- 1	NON-CONFERENCE	0- 1	0- 1	6- 2				
0- 5	0- 0	0- 1	HOME	0- 1	0- 1	0- 2				
6- 1	0- 1	0- 0	AWAY	0- 0	0- 0	6- 0				
0- 0	0- 0	0- 0	NEUTRAL	0- 0	0- 0	0- 0				
3- 0	0- 0	0- 0	CONFERENCE	0- 0	1- 0	2- 0				
2- 0	0- 0	0- 0	HOME	0- 0	1- 0	1- 0				
1- 0	0- 0	0- 0	AWAY	0- 0	0- 0	1- 0				
0- 0	0- 0	0- 0	NEUTRAL	0- 0	0- 0	0- 0				

RPI	S	Opponent	Score	RPI	S	Opponent	Score	RPI	S	Opponent	Score	RPI	S	Opponent	Score	Team's RPI: 151
10	A	Duke	55 68	30	H	Temple	53 63	66	H	Villanova	48 60	136	H	Yale	66 55	
												137	H	Saint Joseph's	53 57	
												158	H	La Salle	56 58	
												170	A	UC Riverside	71 55	
												183	H	Binghamton	48 61	
												190	H	Brown	86 60	
												208	A	Princeton	62 57	
												214	A	CSUN	47 36	
												239	A	Richmond	47 44	
												292	A	Rhode Island	75 43	
												324	A	Lafayette	64 47	
												346	A	Wagner	63 39	
LAST 12 Division I GAMES:																
30	H	Temple	53 63	214	A	CSUN	47 36									
66	H	Villanova	48 60	239	A	Richmond	47 44									
190	H	Brown	86 60	158	H	La Salle	56 58									
136	H	Yale	66 55	346	A	Wagner	63 39									
208	A	Princeton	62 57	324	A	Lafayette	64 47									
170	A	UC Riverside	71 55	137	H	Saint Joseph's	53 57									

Non-Div I Games: Stevens 89 43

Penn

■ Loss,
 ■ Non-Conf,
 ■ S Site,
 ■ H Home
 ■ A Away
 N Neutral

Average RPI Win: 179		WON-LOST	WINNING	LAST 10	STRENGTH OF	OPP. STRENGTH	TEAM	ADJ.	CONF.	ADJ CONF.
Average RPI Loss: 73		RECORD	PCT. RANK	GAMES	SCHEDULE	OF SCHEDULE	RPI	RPI	RPI	RPI
DIV. I ONLY		14- 7	87	5- 5	142	58	92	92	6	6
DIV. I NON-CONF.		10- 2	33	3- 0	184	118	61	61	5	5
TOTALS		RPI 1-25	RPI 26-50		W-L RECORDS		RPI 51-100	RPI 101-150	RPI 150+	
14- 7	1- 1	0- 1		OVERALL		1- 4	1- 0	11- 1		
11- 1	1- 0	0- 0		HOME		1- 1	1- 0	8- 0		
2- 5	0- 1	0- 0		AWAY		0- 3	0- 0	2- 1		
1- 1	0- 0	0- 1		NEUTRAL		0- 0	0- 0	1- 0		
10- 2	1- 0	0- 1		NON-CONFERENCE		0- 1	1- 0	8- 0		
7- 0	1- 0	0- 0		HOME		0- 0	1- 0	5- 0		
2- 1	0- 0	0- 0		AWAY		0- 1	0- 0	2- 0		
1- 1	0- 0	0- 1		NEUTRAL		0- 0	0- 0	1- 0		
4- 5	0- 1	0- 0		CONFERENCE		1- 3	0- 0	3- 1		
4- 1	0- 0	0- 0		HOME		1- 1	0- 0	3- 0		
0- 4	0- 1	0- 0		AWAY		0- 2	0- 0	0- 1		
0- 0	0- 0	0- 0		NEUTRAL		0- 0	0- 0	0- 0		

RPI 1-25				RPI 26-50				RPI 51-100				Team's RPI: 92	RPI 101+			
RPI	S	Opponent	Score	RPI	S	Opponent	Score	RPI	S	Opponent	Score		RPI	S	Opponent	Score
15	H	Tennessee	70 56	42	N	Georgetown	54 68	51	H	Iowa	71 58		126	H	Pittsburgh	91 62
19	A	Maryland	83 89					53	A	Indiana	66 72		153	H	Iona	80 67
								53	H	Indiana	70 89		161	A	Boston College	60 56
								69	A	Drexel	60 83		163	H	Nebraska	86 69
								93	A	Purdue	51 64		178	H	Akron	84 71
													180	H	Illinois	82 66
													182	A	Rutgers	45 61
													201	H	Wisconsin	76 46
													207	H	American	70 65
													219	H	Marshall	82 80
													262	N	Georgia St.	69 42
													290	H	Saint Peter's	106 50
													306	A	Holy Cross	84 48
LAST 12 Division I GAMES:																
180	H	Illinois	82 66	51	H	Iowa	71 58									
53	A	Indiana	66 72	182	A	Rutgers	45 61									
163	H	Nebraska	86 69	53	H	Indiana	70 89									
201	H	Wisconsin	76 46	153	H	Iona	80 67									
19	A	Maryland	83 89	207	H	American	70 65									
93	A	Purdue	51 64	126	H	Pittsburgh	91 62									

Non-Div I Games:

Penn St.

Pepperdine

Through Games Of Jan. 29, 2017

Average RPI Win: 229	WON-LOST	WINNING	LAST 10	STRENGTH OF	OPP. STRENGTH	TEAM	ADJ.	CONF.	ADJ CONF.
Average RPI Loss: 183	RECORD	PCT. RANK	GAMES	SCHEDULE	OF SCHEDULE	RPI	RPI	RPI	RPI
DIV. I ONLY	5- 16	300	3- 7	255	231	311	311	14	14
DIV. I NON-CONF.	2- 9	293	2- 0	276	311	328	328	12	12
TOTALS	RPI 1-25	RPI 26-50	W-L RECORDS	RPI 51-100	RPI 101-150	RPI 150+			
5- 16	0- 1	0- 0	OVERALL	1- 3	0- 3	4- 9			
3- 7	0- 1	0- 0	HOME	1- 2	0- 2	2- 2			
2- 9	0- 0	0- 0	AWAY	0- 1	0- 1	2- 7			
0- 0	0- 0	0- 0	NEUTRAL	0- 0	0- 0	0- 0			
2- 9	0- 1	0- 0	NON-CONFERENCE	0- 2	0- 0	2- 6			
1- 4	0- 1	0- 0	HOME	0- 2	0- 0	1- 1			
1- 5	0- 0	0- 0	AWAY	0- 0	0- 0	1- 5			
0- 0	0- 0	0- 0	NEUTRAL	0- 0	0- 0	0- 0			
3- 7	0- 0	0- 0	CONFERENCE	1- 1	0- 3	2- 3			
2- 3	0- 0	0- 0	HOME	1- 0	0- 2	1- 1			
1- 4	0- 0	0- 0	AWAY	0- 1	0- 1	1- 2			
0- 0	0- 0	0- 0	NEUTRAL	0- 0	0- 0	0- 0			

RPI S	Opponent	Score	RPI S	Opponent	Score	RPI S	Opponent	Score	RPI S	Opponent	Score	Team's RPI: 311
10	H Duke	65 99				78	H Long Beach St.	41 44	104	H BYU	47 73	
						90	H UNLV	61 68	125	H St. Mary's (CA)	60 81	
						96	A Gonzaga	61 83	144	A Santa Clara	40 61	
						96	H Gonzaga	79 69	179	A New Mexico St.	66 75	
									198	H Pacific	59 58	
									200	A Loyola Marymount	60 72	
									212	A San Diego	55 42	
									234	A UC Santa Barbara	57 66	
									249	A Cal Poly	52 62	
									258	A Portland	55 75	
									258	H Portland	61 71	
									269	H Nevada	60 69	
									295	A Denver	67 75	
									297	H CSU Bakersfield	62 57	
									331	A Utah Valley	65 72	
									340	A Cal St. Fullerton	69 58	
LAST 12 Division I GAMES:												
96	A Gonzaga	61 83	212	A San Diego	55 42							
258	A Portland	55 75	200	A Loyola Marymount	60 72							
125	H St. Mary's (CA)	60 81	258	H Portland	61 71							
104	H BYU	47 73	96	H Gonzaga	79 69							
144	A Santa Clara	40 61	297	H CSU Bakersfield	62 57							
198	H Pacific	59 58	340	A Cal St. Fullerton	69 58							

Non-Div I Games:

Pepperdine

Loss, Non-Conf, S Site, H Home A Away N Neutral

Average RPI Win:	219	WON-LOST	WINNING	LAST 10	STRENGTH OF	OPP. STRENGTH	TEAM	ADJ.	CONF.	ADJ CONF.
Average RPI Loss:	51	RECORD	PCT. RANK	GAMES	SCHEDULE	OF SCHEDULE	RPI	RPI	RPI	RPI
DIV. I ONLY	11- 9	142	4- 6	73	77	126	126	3	3	
DIV. I NON-CONF.	8- 4	97	2- 2	246	255	177	177	4	4	
TOTALS	RPI 1-25	RPI 26-50	W-L RECORDS	RPI 51-100	RPI 101-150	RPI 150+				
11- 9	0- 4	0- 1	OVERALL	3- 3	0- 1	8- 0				
9- 4	0- 2	0- 0	HOME	3- 2	0- 0	6- 0				
0- 5	0- 2	0- 1	AWAY	0- 1	0- 1	0- 0				
2- 0	0- 0	0- 0	NEUTRAL	0- 0	0- 0	2- 0				
8- 4	0- 0	0- 0	NON-CONFERENCE	1- 3	0- 1	7- 0				
6- 2	0- 0	0- 0	HOME	1- 2	0- 0	5- 0				
0- 2	0- 0	0- 0	AWAY	0- 1	0- 1	0- 0				
2- 0	0- 0	0- 0	NEUTRAL	0- 0	0- 0	2- 0				
3- 5	0- 4	0- 1	CONFERENCE	2- 0	0- 0	1- 0				
3- 2	0- 2	0- 0	HOME	2- 0	0- 0	1- 0				
0- 3	0- 2	0- 1	AWAY	0- 0	0- 0	0- 0				
0- 0	0- 0	0- 0	NEUTRAL	0- 0	0- 0	0- 0				

RPI 1-25				RPI 26-50				RPI 51-100				RPI 101+ Team's RPI: 126			
RPI	S	Opponent	Score	RPI	S	Opponent	Score	RPI	S	Opponent	Score	RPI	S	Opponent	Score
3	A	Notre Dame	54 86	39	A	North Carolina St.	42 55	71	H	Virginia	62 54	112	A	Duquesne	54 63
11	A	Louisville	52 73					72	H	North Carolina	68 48	161	H	Boston College	56 43
11	H	Louisville	48 63					76	H	Charlotte	63 70	240	H	Loyola Maryland	74 44
22	H	Miami (FL)	50 82					82	H	Cornell	56 44	271	N	McNeese	71 65
								92	A	Penn St.	62 91	282	N	UTEP	71 46
								93	H	Purdue	61 67	293	H	Bryant	76 60
												300	H	Loyola Chicago	59 35
												307	H	Youngstown St.	63 50
												330	H	Mt. St. Mary's	89 54
LAST 12 Division I GAMES:															
11	H	Louisville	48 63	161	H	Boston College	56 43								
39	A	North Carolina St.	42 55	22	H	Miami (FL)	50 82								
71	H	Virginia	62 54	112	A	Duquesne	54 63								
72	H	North Carolina	68 48	271	N	McNeese	71 65								
3	A	Notre Dame	54 86	282	N	UTEP	71 46								
11	A	Louisville	52 73	92	A	Penn St.	62 91								

Non-Div I Games: Slippery Rock 94 48

Pittsburgh

■ Loss,
 ■ Non-Conf, S Site,
 ■ Home
 ■ Away
 N Neutral

Average RPI Win:	284	WON-LOST	WINNING	LAST 10	STRENGTH OF	OPP. STRENGTH	TEAM	ADJ.	CONF.	ADJ CONF.
Average RPI Loss:	124	RECORD	PCT. RANK	GAMES	SCHEDULE	OF SCHEDULE	RPI	RPI	RPI	RPI
DIV. I ONLY	3- 17	326	2- 8	84	135	258	258	14	14	
DIV. I NON-CONF.	1- 9	323	0- 2	24	63	228	228	12	12	
TOTALS	RPI 1-25	RPI 26-50	W-L RECORDS	RPI 51-100	RPI 101-150	RPI 150+				
3- 17	0- 2	0- 1	OVERALL	0- 6	0- 3	3- 5				
2- 6	0- 1	0- 0	HOME	0- 2	0- 2	2- 1				
1- 10	0- 1	0- 1	AWAY	0- 3	0- 1	1- 4				
0- 1	0- 0	0- 0	NEUTRAL	0- 1	0- 0	0- 0				
1- 9	0- 2	0- 1	NON-CONFERENCE	0- 4	0- 0	1- 2				
1- 2	0- 1	0- 0	HOME	0- 1	0- 0	1- 0				
0- 6	0- 1	0- 1	AWAY	0- 2	0- 0	0- 2				
0- 1	0- 0	0- 0	NEUTRAL	0- 1	0- 0	0- 0				
2- 8	0- 0	0- 0	CONFERENCE	0- 2	0- 3	2- 3				
1- 4	0- 0	0- 0	HOME	0- 1	0- 2	1- 1				
1- 4	0- 0	0- 0	AWAY	0- 1	0- 1	1- 2				
0- 0	0- 0	0- 0	NEUTRAL	0- 0	0- 0	0- 0				

RPI 1-25				RPI 26-50				RPI 51-100				RPI 101+ Team's RPI: 258			
RPI	S	Opponent	Score	RPI	S	Opponent	Score	RPI	S	Opponent	Score	RPI	S	Opponent	Score
7	A	Oregon St.	45 62	37	A	Oregon	41 81	64	A	Boise St.	60 74	125	A	St. Mary's (CA)	76 92
12	H	Washington	53 83					67	H	Montana St.	66 70	143	H	San Francisco	56 75
								73	N	Southern California	54 67	144	H	Santa Clara	44 56
								96	A	Gonzaga	55 67	198	H	Pacific	74 84
								96	H	Gonzaga	50 85	200	A	Loyola Marymount	54 69
								100	A	UC Davis	52 66	212	A	San Diego	40 57
												229	H	Portland St.	79 68
												257	A	Weber St.	37 76
												269	A	Nevada	59 72
												311	A	Pepperdine	71 61
												311	H	Pepperdine	75 55
LAST 12 Division I GAMES:															
212	A	San Diego	40 57	96	A	Gonzaga	55 67								
311	H	Pepperdine	75 55	144	H	Santa Clara	44 56								
96	H	Gonzaga	50 85	311	A	Pepperdine	71 61								
143	H	San Francisco	56 75	198	H	Pacific	74 84								
200	A	Loyola Marymount	54 69	64	A	Boise St.	60 74								
125	A	St. Mary's (CA)	76 92	67	H	Montana St.	66 70								

Non-Div I Games: Alas. Anchorage 66 57

Portland

■ Loss,
 ■ Non-Conf,
 ■ S Site,
 ■ Home
 ■ A Away
 N Neutral

Average RPI Win:	285	WON-LOST	WINNING	LAST 10	STRENGTH OF	OPP. STRENGTH	TEAM	ADJ.	CONF.	ADJ CONF.
Average RPI Loss:	127	RECORD	PCT. RANK	GAMES	SCHEDULE	OF SCHEDULE	RPI	RPI	RPI	RPI
DIV. I ONLY	9- 10	188	4- 6	316	167	229	229	21	21	
DIV. I NON-CONF.	5- 6	186	2- 2	327	107	241	241	19	19	
TOTALS	RPI 1-25	RPI 26-50	W-L RECORDS	RPI 51-100	RPI 101-150	RPI 150+				
9- 10	0- 1	0- 1	OVERALL	0- 3	0- 2	9- 3				
4- 1	0- 0	0- 0	HOME	0- 0	0- 0	4- 1				
3- 7	0- 0	0- 0	AWAY	0- 0	0- 0	3- 0				
2- 2	0- 1	0- 1	NEUTRAL	0- 0	0- 0	2- 0				
5- 6	0- 1	0- 1	NON-CONFERENCE	0- 1	0- 1	5- 2				
2- 0	0- 0	0- 0	HOME	0- 0	0- 0	2- 0				
1- 4	0- 0	0- 0	AWAY	0- 1	0- 1	1- 2				
2- 2	0- 1	0- 1	NEUTRAL	0- 0	0- 0	2- 0				
4- 4	0- 0	0- 0	CONFERENCE	0- 2	0- 1	4- 1				
2- 1	0- 0	0- 0	HOME	0- 0	0- 0	2- 1				
2- 3	0- 0	0- 0	AWAY	0- 2	0- 1	2- 0				
0- 0	0- 0	0- 0	NEUTRAL	0- 0	0- 0	0- 0				

RPI 1-25				RPI 26-50				RPI 51-100				RPI 101+ Team's RPI: 229			
RPI	S	Opponent	Score	RPI	S	Opponent	Score	RPI	S	Opponent	Score	RPI	S	Opponent	Score
18	N	Oklahoma	60 74	37	N	Oregon	46 90	64	A	Boise St.	76 94	120	A	Arizona	52 75
								67	A	Montana St.	76 83	148	A	North Dakota	61 65
								97	A	Northern Colo.	62 91	214	A	CSUN	72 99
												230	A	Seattle U	79 71
												246	A	Sacramento St.	88 86
												246	H	Sacramento St.	68 77
												250	H	Southern Utah	81 74
												258	A	Portland	68 79
												268	N	Northern Ky.	77 54
												276	H	Northern Ariz.	56 55
												296	N	Kennesaw St.	71 61
												329	H	UC Irvine	79 73
												333	A	Montana	64 44
												340	H	Cal St. Fullerton	81 73
LAST 12 Division I GAMES:															
246	H	Sacramento St.	68 77	97	A	Northern Colo.	62 91								
67	A	Montana St.	76 83	148	A	North Dakota	61 65								
333	A	Montana	64 44	120	A	Arizona	52 75								
250	H	Southern Utah	81 74	18	N	Oklahoma	60 74								
276	H	Northern Ariz.	56 55	296	N	Kennesaw St.	71 61								
246	A	Sacramento St.	88 86	268	N	Northern Ky.	77 54								

Non-Div I Games: Pacific Union 93 61

Portland St.

Loss, Non-Conf, S Site, H Home A Away N Neutral

Average RPI Win:	289	WON-LOST	WINNING	LAST 10	STRENGTH OF	OPP. STRENGTH	TEAM	ADJ.	CONF.	ADJ CONF.
Average RPI Loss:	167	RECORD	PCT. RANK	GAMES	SCHEDULE	OF SCHEDULE	RPI	RPI	RPI	RPI
DIV. I ONLY	8- 12	224	3- 7	267	330	270	270	30	30	
DIV. I NON-CONF.	5- 7	205	1- 3	111	280	170	170	30	30	
TOTALS	RPI 1-25	RPI 26-50	W-L RECORDS	RPI 51-100	RPI 101-150	RPI 150+				
8- 12	0- 2	0- 1	OVERALL	0- 1	0- 2	8- 6				
7- 1	0- 0	0- 0	HOME	0- 0	0- 0	7- 1				
0- 11	0- 0	0- 0	AWAY	0- 0	0- 0	0- 1				
1- 0	0- 0	0- 0	NEUTRAL	0- 0	0- 0	1- 0				
5- 7	0- 2	0- 1	NON-CONFERENCE	0- 1	0- 2	5- 1				
4- 0	0- 0	0- 0	HOME	0- 0	0- 0	4- 0				
0- 7	0- 2	0- 1	AWAY	0- 1	0- 2	0- 1				
1- 0	0- 0	0- 0	NEUTRAL	0- 0	0- 0	1- 0				
3- 5	0- 0	0- 0	CONFERENCE	0- 0	0- 0	3- 5				
3- 1	0- 0	0- 0	HOME	0- 0	0- 0	3- 1				
0- 4	0- 0	0- 0	AWAY	0- 0	0- 0	0- 4				
0- 0	0- 0	0- 0	NEUTRAL	0- 0	0- 0	0- 0				

RPI 1-25				RPI 26-50				RPI 51-100				RPI 101+ Team's RPI: 270			
RPI	S	Opponent	Score	RPI	S	Opponent	Score	RPI	S	Opponent	Score	RPI	S	Opponent	Score
16	A	DePaul	62 94	46	A	Texas Tech	43 85	85	A	SFA	64 88	108	A	SMU	54 61
21	A	Texas A&M	62 90									149	A	Rice	57 68
												202	H	Texas St.	64 60
												204	H	Texas Southern	62 70
												219	N	Marshall	78 68
												228	A	Southern U.	72 86
												256	A	UTRGV	74 82
												265	H	Bethune-Cookman	66 64
												267	A	Mississippi Val.	55 64
												277	H	Grambling	51 49
												298	A	Alcorn	55 62
												312	H	Nicholls St.	69 67
												322	A	Ark.-Pine Bluff	47 64
												344	H	Jackson St.	73 63
												345	H	Sam Houston St.	75 65
												349	H	Alabama A&M	71 47
LAST 12 Division I GAMES:															
349	H	Alabama A&M	71 47	298	A	Alcorn	55 62								
322	A	Ark.-Pine Bluff	47 64	228	A	Southern U.	72 86								
267	A	Mississippi Val.	55 64	21	A	Texas A&M	62 90								
277	H	Grambling	51 49	85	A	SFA	64 88								
344	H	Jackson St.	73 63	202	H	Texas St.	64 60								
204	H	Texas Southern	62 70	16	A	DePaul	62 94								

Non-Div I Games:

Prairie View

Presbyterian

Through Games Of Jan. 29, 2017

Average RPI Win:	306	WON-LOST	WINNING	LAST 10	STRENGTH OF	OPP. STRENGTH	TEAM	ADJ.	CONF.	ADJ CONF.
Average RPI Loss:	162	RECORD	PCT. RANK	GAMES	SCHEDULE	OF SCHEDULE	RPI	RPI	RPI	RPI
DIV. I ONLY	6- 13	263	4- 6	231	295	259	259	28	28	
DIV. I NON-CONF.	2- 9	293	2- 2	88	239	221	221	28	28	
TOTALS	RPI 1-25	RPI 26-50	W-L RECORDS	RPI 51-100	RPI 101-150	RPI 150+				
6- 13	0- 0	0- 1	OVERALL	0- 5	0- 1	6- 6				
2- 5	0- 0	0- 0	HOME	0- 1	0- 1	2- 3				
4- 7	0- 0	0- 1	AWAY	0- 4	0- 0	4- 2				
0- 1	0- 0	0- 0	NEUTRAL	0- 0	0- 0	0- 1				
2- 9	0- 0	0- 1	NON-CONFERENCE	0- 5	0- 1	2- 2				
0- 3	0- 0	0- 0	HOME	0- 1	0- 1	0- 1				
2- 5	0- 0	0- 1	AWAY	0- 4	0- 0	2- 0				
0- 1	0- 0	0- 0	NEUTRAL	0- 0	0- 0	0- 1				
4- 4	0- 0	0- 0	CONFERENCE	0- 0	0- 0	4- 4				
2- 2	0- 0	0- 0	HOME	0- 0	0- 0	2- 2				
2- 2	0- 0	0- 0	AWAY	0- 0	0- 0	2- 2				
0- 0	0- 0	0- 0	NEUTRAL	0- 0	0- 0	0- 0				

RPI 1-25				RPI 26-50				RPI 51-100				RPI 101+				Team's RPI: 259	
RPI	S	Opponent	Score	RPI	S	Opponent	Score	RPI	S	Opponent	Score	RPI	S	Opponent	Score		
				43	A	Virginia Tech	36 67	53	A	Indiana	37 71	102	H	Chattanooga	48 56		
								76	A	Charlotte	63 71	204	N	Texas Southern	62 74		
								80	H	Belmont	58 83	206	H	Campbell	39 49		
								96	A	Gonzaga	39 79	222	H	UNC Asheville	60 67		
								99	A	East Carolina	46 54	273	A	UNCG	69 62		
												285	A	Gardner-Webb	56 55		
												286	H	Charleston So.	50 48		
												294	H	USC Upstate	48 55		
												308	A	Liberty	60 68		
												318	A	High Point	60 87		
												325	A	Winthrop	78 39		
												332	H	Longwood	65 55		
												337	A	N.C. Central	72 63		
LAST 12 Division I GAMES:																	
				318	A	High Point	60 87	285	A	Gardner-Webb	56 55						
				222	H	UNC Asheville	60 67	332	H	Longwood	65 55						
				325	A	Winthrop	78 39	102	H	Chattanooga	48 56						
				286	H	Charleston So.	50 48	80	H	Belmont	58 83						
				206	H	Campbell	39 49	337	A	N.C. Central	72 63						
				308	A	Liberty	60 68	273	A	UNCG	69 62						

Non-Div I Games:

Presbyterian

Loss, Non-Conf, S Site, H Home A Away N Neutral

Average RPI Win:	246	WON-LOST	WINNING	LAST 10	STRENGTH OF	OPP. STRENGTH	TEAM	ADJ.	CONF.	ADJ CONF.
Average RPI Loss:	104	RECORD	PCT. RANK	GAMES	SCHEDULE	OF SCHEDULE	RPI	RPI	RPI	RPI
DIV. I ONLY	7- 9	212	5- 5	189	126	208	208	9	9	
DIV. I NON-CONF.	6- 7	182	6- 3	247	81	199	199	10	10	
TOTALS	RPI 1-25	RPI 26-50	W-L RECORDS	RPI 51-100	RPI 101-150	RPI 150+				
7- 9	0- 1	0- 0	OVERALL	0- 3	1- 3	6- 2				
5- 4	0- 0	0- 0	HOME	0- 1	1- 1	4- 2				
2- 5	0- 1	0- 0	AWAY	0- 2	0- 2	2- 0				
0- 0	0- 0	0- 0	NEUTRAL	0- 0	0- 0	0- 0				
6- 7	0- 1	0- 0	NON-CONFERENCE	0- 3	0- 3	6- 0				
4- 2	0- 0	0- 0	HOME	0- 1	0- 1	4- 0				
2- 5	0- 1	0- 0	AWAY	0- 2	0- 2	2- 0				
0- 0	0- 0	0- 0	NEUTRAL	0- 0	0- 0	0- 0				
1- 2	0- 0	0- 0	CONFERENCE	0- 0	1- 0	0- 2				
1- 2	0- 0	0- 0	HOME	0- 0	1- 0	0- 2				
0- 0	0- 0	0- 0	AWAY	0- 0	0- 0	0- 0				
0- 0	0- 0	0- 0	NEUTRAL	0- 0	0- 0	0- 0				

RPI 1-25				RPI 26-50				RPI 51-100				RPI 101+ Team's RPI: 208			
RPI	S	Opponent	Score	RPI	S	Opponent	Score	RPI	S	Opponent	Score	RPI	S	Opponent	Score
17	A	Kansas St.	42 60					56	A	Georgia Tech	51 67	115	A	Delaware	62 66
								74	H	Dayton	56 62	123	A	Fordham	55 57
								75	A	George Washington	45 56	134	H	Rider	62 70
												136	H	Yale	74 62
												151	H	Penn	57 62
												182	H	Rutgers	64 34
												185	H	Seton Hall	94 67
												190	H	Brown	88 98
												260	A	UMBC	69 58
												287	A	Lipscomb	71 43
												324	H	Lafayette	65 27
												346	H	Wagner	107 44
LAST 12 Division I GAMES:															
136	H	Yale	74 62	17	A	Kansas St.	42 60	123	A	Fordham	55 57				
190	H	Brown	88 98	324	H	Lafayette	65 27	185	H	Seton Hall	94 67				
151	H	Penn	57 62	260	A	UMBC	69 58								
287	A	Lipscomb	71 43	182	H	Rutgers	64 34								
56	A	Georgia Tech	51 67												
346	H	Wagner	107 44												

Non-Div I Games:

Princeton

Providence

Through Games Of Jan. 29, 2017

Average RPI Win:	209	WON-LOST	WINNING	LAST 10	STRENGTH OF	OPP. STRENGTH	TEAM	ADJ.	CONF.	ADJ CONF.
Average RPI Loss:	96	RECORD	PCT. RANK	GAMES	SCHEDULE	OF SCHEDULE	RPI	RPI	RPI	RPI
DIV. I ONLY	10- 12	199	2- 8	124	87	152	152	7	7	
DIV. I NON-CONF.	8- 3	67	1- 0	269	267	102	102	7	7	
TOTALS	RPI 1-25	RPI 26-50	W-L RECORDS	RPI 51-100	RPI 101-150	RPI 150+				
10- 12	0- 2	1- 3	OVERALL	0- 2	1- 1	8- 4				
5- 5	0- 1	1- 2	HOME	0- 1	0- 0	4- 1				
3- 7	0- 1	0- 1	AWAY	0- 1	1- 1	2- 3				
2- 0	0- 0	0- 0	NEUTRAL	0- 0	0- 0	2- 0				
8- 3	0- 0	0- 0	NON-CONFERENCE	0- 0	1- 1	7- 2				
3- 0	0- 0	0- 0	HOME	0- 0	0- 0	3- 0				
3- 3	0- 0	0- 0	AWAY	0- 0	1- 1	2- 2				
2- 0	0- 0	0- 0	NEUTRAL	0- 0	0- 0	2- 0				
2- 9	0- 2	1- 3	CONFERENCE	0- 2	0- 0	1- 2				
2- 5	0- 1	1- 2	HOME	0- 1	0- 0	1- 1				
0- 4	0- 1	0- 1	AWAY	0- 1	0- 0	0- 1				
0- 0	0- 0	0- 0	NEUTRAL	0- 0	0- 0	0- 0				

RPI 1-25				RPI 26-50				RPI 51-100				RPI 101+ Team's RPI: 152			
RPI	S	Opponent	Score	RPI	S	Opponent	Score	RPI	S	Opponent	Score	RPI	S	Opponent	Score
16	A	DePaul	56 61	28	H	Creighton	51 58	66	H	Villanova	59 64	127	A	Hartford	77 65
16	H	DePaul	55 64	40	A	Marquette	74 79	84	A	St. John's (NY)	50 60	145	A	Columbia	64 66
				40	H	Marquette	66 64					161	A	Boston College	53 57
				42	H	Georgetown	39 71					176	H	Xavier	51 54
												183	H	Binghamton	71 58
												185	A	Seton Hall	43 55
												190	A	Brown	70 77
												209	N	Miami (OH)	75 59
												220	A	UNCW	65 49
												225	H	Butler	68 51
												236	A	Monmouth	62 58
												272	H	Colgate	92 85
												284	H	North Dakota St.	86 63
												293	N	Bryant	62 51
LAST 12 Division I GAMES:															
16	H	DePaul	55 64	66	H	Villanova	59 64								
40	H	Marquette	66 64	40	A	Marquette	74 79								
84	A	St. John's (NY)	50 60	16	A	DePaul	56 61								
185	A	Seton Hall	43 55	225	H	Butler	68 51								
28	H	Creighton	51 58	176	H	Xavier	51 54								
42	H	Georgetown	39 71	236	A	Monmouth	62 58								

Non-Div I Games:

Providence

Loss, Non-Conf, S Site, H Home A Away N Neutral

Average RPI Win:	174	WON-LOST	WINNING	LAST 10	STRENGTH OF	OPP. STRENGTH	TEAM	ADJ.	CONF.	ADJ CONF.
Average RPI Loss:	73	RECORD	PCT. RANK	GAMES	SCHEDULE	OF SCHEDULE	RPI	RPI	RPI	RPI
DIV. I ONLY	14- 8	108	6- 4	102	73	93	93	6	6	
DIV. I NON-CONF.	9- 5	112	3- 1	194	98	136	136	5	5	
TOTALS	RPI 1-25	RPI 26-50	W-L RECORDS	RPI 51-100	RPI 101-150	RPI 150+				
14- 8	0- 1	0- 2	OVERALL	4- 3	2- 1	8- 1				
8- 3	0- 0	0- 1	HOME	3- 1	0- 0	5- 1				
4- 3	0- 0	0- 1	AWAY	1- 1	2- 1	1- 0				
2- 2	0- 1	0- 0	NEUTRAL	0- 1	0- 0	2- 0				
9- 5	0- 1	0- 0	NON-CONFERENCE	1- 2	2- 1	6- 1				
5- 2	0- 0	0- 0	HOME	1- 1	0- 0	4- 1				
2- 1	0- 0	0- 0	AWAY	0- 0	2- 1	0- 0				
2- 2	0- 1	0- 0	NEUTRAL	0- 1	0- 0	2- 0				
5- 3	0- 0	0- 2	CONFERENCE	3- 1	0- 0	2- 0				
3- 1	0- 0	0- 1	HOME	2- 0	0- 0	1- 0				
2- 2	0- 0	0- 1	AWAY	1- 1	0- 0	1- 0				
0- 0	0- 0	0- 0	NEUTRAL	0- 0	0- 0	0- 0				

RPI 1-25			RPI 26-50			RPI 51-100			Team's RPI: 93	RPI 101+		
RPI	S	Opponent	Score	RPI	S	Opponent	Score	RPI	S	Opponent	Score	RPI
8	N	Stanford	69 78	31	H	Ohio St.	56 61	53	A	Indiana	60 74	117
				41	A	Northwestern	60 76	65	A	Michigan St.	76 66	126
								65	H	Michigan St.	66 54	139
								66	N	Villanova	44 58	157
								70	H	IUPUI	62 67	163
								92	H	Penn St.	64 51	172
								95	H	Central Mich.	62 51	197
										201	A	Wisconsin
										261	H	Eastern Mich.
										272	H	Colgate
										294	H	USC Upstate
										337	H	N.C. Central
LAST 12 Division I GAMES:												
163	H	Nebraska	88 45	65	H	Michigan St.	66 54					
65	A	Michigan St.	76 66	41	A	Northwestern	60 76					
53	A	Indiana	60 74	70	H	IUPUI	62 67					
31	H	Ohio St.	56 61	261	H	Eastern Mich.	77 50					
201	A	Wisconsin	79 57	337	H	N.C. Central	61 27					
92	H	Penn St.	64 51	139	A	Ball St.	58 42					

Non-Div I Games:

Purdue

■ Loss,
■ Non-Conf,
S Site,
■ Home
■ Away
N Neutral

Quinnipiac

Through Games Of Jan. 29, 2017

Average RPI Win:	184	WON-LOST	WINNING	LAST 10	STRENGTH OF	OPP. STRENGTH	TEAM	ADJ.	CONF.	ADJ CONF.
Average RPI Loss:	98	RECORD	PCT. RANK	GAMES	SCHEDULE	OF SCHEDULE	RPI	RPI	RPI	RPI
DIV. I ONLY	17- 5	30	8- 2	115	141	48	48	17	17	
DIV. I NON-CONF.	7- 3	83	1- 1	8	105	16	16	16	16	
TOTALS	RPI 1-25	RPI 26-50	W-L RECORDS	RPI 51-100	RPI 101-150	RPI 150+				
17- 5	0- 1	0- 1	OVERALL	3- 1	3- 0	11- 2				
8- 1	0- 0	0- 0	HOME	1- 1	1- 0	6- 0				
7- 3	0- 0	0- 0	AWAY	1- 0	2- 0	4- 1				
2- 1	0- 1	0- 0	NEUTRAL	1- 0	0- 0	1- 0				
7- 3	0- 1	0- 1	NON-CONFERENCE	3- 1	1- 0	3- 0				
2- 1	0- 0	0- 0	HOME	1- 1	0- 0	1- 0				
3- 1	0- 0	0- 1	AWAY	1- 0	1- 0	1- 0				
2- 1	0- 1	0- 0	NEUTRAL	1- 0	0- 0	1- 0				
10- 2	0- 0	0- 0	CONFERENCE	0- 0	2- 0	8- 2				
6- 0	0- 0	0- 0	HOME	0- 0	1- 0	5- 0				
4- 2	0- 0	0- 0	AWAY	0- 0	1- 0	3- 2				
0- 0	0- 0	0- 0	NEUTRAL	0- 0	0- 0	0- 0				

RPI 1-25				RPI 26-50				Team's RPI: 48				RPI 51-100				RPI 101+			
RPI	S	Opponent	Score	RPI	S	Opponent	Score	RPI	S	Opponent	Score	RPI	S	Opponent	Score	RPI	S	Opponent	Score
7	N	Oregon St.	60 75	30	A	Temple	68 71					65	H	Michigan St.	54 71	127	A	Hartford	82 59
												74	A	Dayton	63 60	134	A	Rider	91 79
												78	N	Long Beach St.	63 60	134	H	Rider	79 53
												87	H	FGCU	66 56	153	A	Iona	44 58
																157	H	Northeastern	76 59
																177	H	Siena	73 47
																179	N	New Mexico St.	49 46
																187	H	Fairfield	60 55
																217	A	Niagara	71 64
																217	H	Niagara	61 45
																235	H	Manhattan	81 38
																236	A	Monmouth	58 61
																242	A	Canisius	64 53
																290	A	Saint Peter's	84 51
																290	H	Saint Peter's	82 47
																306	A	Holy Cross	78 55
LAST 12 Division I GAMES:																			
				153	A	Iona	44 58					242	A	Canisius	64 53				
				217	H	Niagara	61 45					217	A	Niagara	71 64				
				134	H	Rider	79 53					290	H	Saint Peter's	82 47				
				236	A	Monmouth	58 61					134	A	Rider	91 79				
				187	H	Fairfield	60 55					78	N	Long Beach St.	63 60				
				235	H	Manhattan	81 38					7	N	Oregon St.	60 75				

Non-Div I Games:

Quinnipiac

Loss, Non-Conf, S Site, H Home A Away N Neutral

Average RPI Win:	259	WON-LOST	WINNING	LAST 10	STRENGTH OF	OPP. STRENGTH	TEAM	ADJ.	CONF.	ADJ CONF.
Average RPI Loss:	122	RECORD	PCT. RANK	GAMES	SCHEDULE	OF SCHEDULE	RPI	RPI	RPI	RPI
DIV. I ONLY	13- 4	33	7- 2	309	213	109	109	28	28	
DIV. I NON-CONF.	6- 3	97	1- 2	249	41	87	87	28	28	
TOTALS	RPI 1-25	RPI 26-50	W-L RECORDS	RPI 51-100	RPI 101-150	RPI 150+				
13- 4	0- 1	0- 1	OVERALL	1- 0	0- 1	12- 1				
6- 0	0- 0	0- 0	HOME	0- 0	0- 0	6- 0				
7- 4	0- 0	0- 1	AWAY	1- 0	0- 0	6- 0				
0- 0	0- 0	0- 0	NEUTRAL	0- 0	0- 0	0- 0				
6- 3	0- 1	0- 1	NON-CONFERENCE	1- 0	0- 1	5- 0				
2- 0	0- 0	0- 0	HOME	0- 0	0- 0	2- 0				
4- 3	0- 1	0- 1	AWAY	1- 0	0- 1	3- 0				
0- 0	0- 0	0- 0	NEUTRAL	0- 0	0- 0	0- 0				
7- 1	0- 0	0- 0	CONFERENCE	0- 0	0- 0	7- 1				
4- 0	0- 0	0- 0	HOME	0- 0	0- 0	4- 0				
3- 1	0- 0	0- 0	AWAY	0- 0	0- 0	3- 1				
0- 0	0- 0	0- 0	NEUTRAL	0- 0	0- 0	0- 0				

RPI 1-25				RPI 26-50				RPI 51-100				RPI 101+ Team's RPI: 109			
RPI	S	Opponent	Score	RPI	S	Opponent	Score	RPI	S	Opponent	Score	RPI	S	Opponent	Score
14	A	Kentucky	36 59	43	A	Virginia Tech	52 71	52	A	Wake Forest	68 60	146	A	George Mason	56 70
												195	A	Appalachian St.	57 54
												206	A	Campbell	61 42
												222	A	UNC Asheville	64 62
												266	H	Tennessee Tech	79 46
												273	A	UNCG	70 54
												285	H	Gardner-Webb	67 57
												286	A	Charleston So.	45 57
												289	A	Davidson	44 40
												301	H	Western Caro.	67 39
												308	H	Liberty	76 68
												318	H	High Point	59 56
												325	A	Winthrop	60 50
												332	H	Longwood	73 55
LAST 12 Division I GAMES:															
222	A	UNC Asheville	64 62	325	A	Winthrop	60 50								
308	H	Liberty	76 68	285	H	Gardner-Webb	67 57								
286	A	Charleston So.	45 57	43	A	Virginia Tech	52 71								
318	H	High Point	59 56	14	A	Kentucky	36 59								
332	H	Longwood	73 55	52	A	Wake Forest	68 60								
206	A	Campbell	61 42	301	H	Western Caro.	67 39								

Non-Div I Games: Concord 78 51 Davis & Elkins 67 57

Radford

Loss, Non-Conf, S Site, H Home A Away N Neutral

Rhode Island

Through Games Of Jan. 29, 2017

Average RPI Win:	250	WON-LOST	WINNING	LAST 10	STRENGTH OF	OPP. STRENGTH	TEAM	ADJ.	CONF.	ADJ CONF.
Average RPI Loss:	156	RECORD	PCT. RANK	GAMES	SCHEDULE	OF SCHEDULE	RPI	RPI	RPI	RPI
DIV. I ONLY	4- 17	314	0- 10	171	210	292	292	12	12	
DIV. I NON-CONF.	4- 8	230	0- 3	226	225	250	250	13	13	
TOTALS	RPI 1-25	RPI 26-50	W-L RECORDS	RPI 51-100	RPI 101-150	RPI 150+				
4- 17	0- 0	0- 1	OVERALL	0- 2	0- 6	4- 8				
2- 7	0- 0	0- 0	HOME	0- 1	0- 3	2- 3				
2- 9	0- 0	0- 1	AWAY	0- 1	0- 3	2- 4				
0- 1	0- 0	0- 0	NEUTRAL	0- 0	0- 0	0- 1				
4- 8	0- 0	0- 1	NON-CONFERENCE	0- 1	0- 2	4- 4				
2- 3	0- 0	0- 0	HOME	0- 1	0- 0	2- 2				
2- 4	0- 0	0- 1	AWAY	0- 0	0- 2	2- 1				
0- 1	0- 0	0- 0	NEUTRAL	0- 0	0- 0	0- 1				
0- 9	0- 0	0- 0	CONFERENCE	0- 1	0- 4	0- 4				
0- 4	0- 0	0- 0	HOME	0- 0	0- 3	0- 1				
0- 5	0- 0	0- 0	AWAY	0- 1	0- 1	0- 3				
0- 0	0- 0	0- 0	NEUTRAL	0- 0	0- 0	0- 0				

RPI 1-25				RPI 26-50				RPI 51-100				RPI 101+				Team's RPI: 292
RPI	S	Opponent	Score	RPI	S	Opponent	Score	RPI	S	Opponent	Score	RPI	S	Opponent	Score	
				34	A	Syracuse	49 95	65	H	Michigan St.	48 85	103	A	Toledo	50 65	
								74	A	Dayton	51 81	119	H	Saint Louis	50 68	
												123	H	Fordham	69 74	
												128	A	VCU	57 68	
												131	A	Kansas	36 72	
												137	H	Saint Joseph's	49 75	
												151	H	Penn	43 75	
												158	A	La Salle	51 70	
												187	A	Fairfield	72 65	
												190	A	Brown	65 76	
												203	H	Dartmouth	52 62	
												223	A	St. Bonaventure	69 78	
												227	H	Samford	78 63	
												239	H	Richmond	53 58	
												248	H	Marist	82 61	
												274	A	Massachusetts	67 68	
												293	N	Bryant	56 62	
												338	A	UMass Lowell	64 57	
LAST 12 Division I GAMES:																
				74	A	Dayton	51 81	274	A	Massachusetts	67 68					
				137	H	Saint Joseph's	49 75	123	H	Fordham	69 74					
				119	H	Saint Louis	50 68	223	A	St. Bonaventure	69 78					
				128	A	VCU	57 68	203	H	Dartmouth	52 62					
				239	H	Richmond	53 58	131	A	Kansas	36 72					
				158	A	La Salle	51 70	65	H	Michigan St.	48 85					

Non-Div I Games:

Rhode Island

■ Loss,
■ Non-Conf,
■ S Site,
■ H Home
■ A Away
N Neutral

Average RPI Win: 250	WON-LOST	WINNING	LAST 10	STRENGTH OF	OPP. STRENGTH	TEAM	ADJ.	CONF.	ADJ CONF.
Average RPI Loss: 107	RECORD	PCT. RANK	GAMES	SCHEDULE	OF SCHEDULE	RPI	RPI	RPI	RPI
DIV. I ONLY	11- 8	133	3- 6	228	197	149	149	15	15
DIV. I NON-CONF.	8- 2	49	2- 0	325	308	127	127	17	17
TOTALS	RPI 1-25	RPI 26-50	W-L RECORDS	RPI 51-100	RPI 101-150	RPI 150+			
11- 8	0- 1	0- 1	OVERALL	1- 2	1- 2	9- 2			
5- 3	0- 0	0- 0	HOME	0- 1	1- 1	4- 1			
6- 5	0- 1	0- 1	AWAY	1- 1	0- 1	5- 1			
0- 0	0- 0	0- 0	NEUTRAL	0- 0	0- 0	0- 0			
8- 2	0- 1	0- 1	NON-CONFERENCE	0- 0	0- 0	8- 0			
4- 0	0- 0	0- 0	HOME	0- 0	0- 0	4- 0			
4- 2	0- 1	0- 1	AWAY	0- 0	0- 0	4- 0			
0- 0	0- 0	0- 0	NEUTRAL	0- 0	0- 0	0- 0			
3- 6	0- 0	0- 0	CONFERENCE	1- 2	1- 2	1- 2			
1- 3	0- 0	0- 0	HOME	0- 1	1- 1	0- 1			
2- 3	0- 0	0- 0	AWAY	1- 1	0- 1	1- 1			
0- 0	0- 0	0- 0	NEUTRAL	0- 0	0- 0	0- 0			

RPI 1-25				RPI 26-50				RPI 51-100				RPI 101+ Team's RPI: 149			
RPI	S	Opponent	Score	RPI	S	Opponent	Score	RPI	S	Opponent	Score	RPI	S	Opponent	Score
25	A	LSU	55 66	44	A	Oklahoma St.	51 65	76	A	Charlotte	55 52	132	H	Southern Miss.	76 68
								76	H	Charlotte	51 69	133	A	Old Dominion	66 81
								81	A	Middle Tenn.	61 71	133	H	Old Dominion	47 59
												169	H	Louisiana Tech	67 70
												193	A	UAB	61 62
												204	A	Texas Southern	52 49
												215	H	Grand Canyon	64 50
												224	A	North Texas	51 49
												270	H	Prairie View	68 57
												288	H	A&M-Corpus Christi	70 36
												328	A	La.-Monroe	93 50
												334	A	Houston Baptist	79 53
												335	A	Incarinate Word	60 43
												345	H	Sam Houston St.	77 51
LAST 12 Division I GAMES:															
76	A	Charlotte	55 52	81	A	Middle Tenn.	61 71								
133	A	Old Dominion	66 81	76	H	Charlotte	51 69								
132	H	Southern Miss.	76 68	133	H	Old Dominion	47 59								
169	H	Louisiana Tech	67 70	328	A	La.-Monroe	93 50								
224	A	North Texas	51 49	288	H	A&M-Corpus Christi	70 36								
193	A	UAB	61 62	204	A	Texas Southern	52 49								

Non-Div I Games: Huston-Tillotson 96 62

Rice

Average RPI Win:	270	WON-LOST	WINNING	LAST 10	STRENGTH OF	OPP. STRENGTH	TEAM	ADJ.	CONF.	ADJ CONF.
Average RPI Loss:	131	RECORD	PCT. RANK	GAMES	SCHEDULE	OF SCHEDULE	RPI	RPI	RPI	RPI
DIV. I ONLY	10- 12	199	5- 5	287	203	239	239	12	12	
DIV. I NON-CONF.	6- 7	182	2- 1	291	298	258	258	13	13	
TOTALS	RPI 1-25	RPI 26-50	W-L RECORDS	RPI 51-100	RPI 101-150	RPI 150+				
10- 12	0- 0	0- 0	OVERALL	0- 2	1- 7	9- 3				
4- 6	0- 0	0- 0	HOME	0- 2	1- 2	3- 2				
4- 5	0- 0	0- 0	AWAY	0- 0	0- 5	4- 0				
2- 1	0- 0	0- 0	NEUTRAL	0- 0	0- 0	2- 1				
6- 7	0- 0	0- 0	NON-CONFERENCE	0- 2	0- 3	6- 2				
2- 4	0- 0	0- 0	HOME	0- 2	0- 1	2- 1				
2- 2	0- 0	0- 0	AWAY	0- 0	0- 2	2- 0				
2- 1	0- 0	0- 0	NEUTRAL	0- 0	0- 0	2- 1				
4- 5	0- 0	0- 0	CONFERENCE	0- 0	1- 4	3- 1				
2- 2	0- 0	0- 0	HOME	0- 0	1- 1	1- 1				
2- 3	0- 0	0- 0	AWAY	0- 0	0- 3	2- 0				
0- 0	0- 0	0- 0	NEUTRAL	0- 0	0- 0	0- 0				

RPI 1-25				RPI 26-50				RPI 51-100				RPI 101+				Team's RPI: 239	
RPI	S	Opponent	Score	RPI	S	Opponent	Score	RPI	S	Opponent	Score	RPI	S	Opponent	Score		
								71	H	Virginia	56	63	112	A	Duquesne	61	73
								99	H	East Carolina	60	71	113	A	Hampton	45	72
													123	A	Fordham	41	67
													128	A	VCU	55	62
													130	A	William & Mary	39	67
													137	H	Saint Joseph's	70	52
													145	H	Columbia	58	65
													146	H	George Mason	50	54
													151	H	Penn	44	47
													158	H	La Salle	58	63
													191	N	Cleveland St.	65	69
													195	H	Appalachian St.	55	46
													223	H	St. Bonaventure	61	54
													237	A	Furman	54	48
													289	A	Davidson	61	52
													292	A	Rhode Island	58	53
													308	N	Liberty	63	54
													326	A	Fla. Atlantic	77	67
													347	N	Florida A&M	64	51
													348	H	Morgan St.	54	37
LAST 12 Division I GAMES:																	
289	A	Davidson	61	52	223	H	St. Bonaventure	61	54								
112	A	Duquesne	61	73	128	A	VCU	55	62								
146	H	George Mason	50	54	137	H	Saint Joseph's	70	52								
158	H	La Salle	58	63	348	H	Morgan St.	54	37								
292	A	Rhode Island	58	53	237	A	Furman	54	48								
123	A	Fordham	41	67	99	H	East Carolina	60	71								

Non-Div I Games:

Richmond

■ Loss,
 ■ Non-Conf,
 ■ S Site,
 ■ H Home
 ■ A Away
 N Neutral

Average RPI Win:	237	WON-LOST	WINNING	LAST 10	STRENGTH OF	OPP. STRENGTH	TEAM	ADJ.	CONF.	ADJ CONF.
Average RPI Loss:	137	RECORD	PCT. RANK	GAMES	SCHEDULE	OF SCHEDULE	RPI	RPI	RPI	RPI
DIV. I ONLY	15- 6	61	7- 3	300	187	134	134	17	17	
DIV. I NON-CONF.	6- 3	97	1- 1	301	284	146	146	16	16	
TOTALS	RPI 1-25	RPI 26-50	W-L RECORDS	RPI 51-100	RPI 101-150	RPI 150+				
15- 6	0- 0	0- 2	OVERALL	0- 0	0- 1	15- 3				
6- 2	0- 0	0- 1	HOME	0- 0	0- 0	6- 1				
9- 3	0- 0	0- 1	AWAY	0- 0	0- 1	9- 1				
0- 1	0- 0	0- 0	NEUTRAL	0- 0	0- 0	0- 1				
6- 3	0- 0	0- 0	NON-CONFERENCE	0- 0	0- 1	6- 2				
3- 0	0- 0	0- 0	HOME	0- 0	0- 0	3- 0				
3- 2	0- 0	0- 0	AWAY	0- 0	0- 1	3- 1				
0- 1	0- 0	0- 0	NEUTRAL	0- 0	0- 0	0- 1				
9- 3	0- 0	0- 2	CONFERENCE	0- 0	0- 0	9- 1				
3- 2	0- 0	0- 1	HOME	0- 0	0- 0	3- 1				
6- 1	0- 0	0- 1	AWAY	0- 0	0- 0	6- 0				
0- 0	0- 0	0- 0	NEUTRAL	0- 0	0- 0	0- 0				

RPI S	Opponent	Score	RPI S	Opponent	Score	RPI S	Opponent	Score	RPI S	Opponent	Score	Team's RPI: 134
48	A Quinnipiac	53 79	48	H Quinnipiac	79 91				129	A UCF	30 49	
									153	H Iona	85 65	
									158	H La Salle	74 61	
									159	A Towson	79 75	
									177	A Siena	62 61	
									185	A Seton Hall	81 89	
									187	H Fairfield	67 68	
									208	A Princeton	70 62	
									217	A Niagara	78 58	
									223	N St. Bonaventure	47 60	
									235	A Manhattan	53 36	
									235	H Manhattan	73 64	
									242	A Canisius	71 70	
									248	A Marist	69 56	
									290	A Saint Peter's	56 43	
									290	H Saint Peter's	47 46	
									310	H St. Francis Brooklyn	77 60	
									314	A Lehigh	75 68	
									324	H Lafayette	76 58	
LAST 12 Division I GAMES:												
290	H Saint Peter's	47 46	177	A Siena	62 61							
235	H Manhattan	73 64	235	A Manhattan	53 36							
48	A Quinnipiac	53 79	153	H Iona	85 65							
290	A Saint Peter's	56 43	48	H Quinnipiac	79 91							
187	H Fairfield	67 68	310	H St. Francis Brooklyn	77 60							
248	A Marist	69 56	185	A Seton Hall	81 89							

Non-Div I Games:

Rider

■ Loss,
 ■ Non-Conf,
 ■ S Site,
 ■ H Home
 ■ A Away
 N Neutral

Average RPI Win:	296	WON-LOST	WINNING	LAST 10	STRENGTH OF	OPP. STRENGTH	TEAM	ADJ.	CONF.	ADJ CONF.
Average RPI Loss:	183	RECORD	PCT. RANK	GAMES	SCHEDULE	OF SCHEDULE	RPI	RPI	RPI	RPI
DIV. I ONLY	10- 9	152	7- 3	336	324	247	247	31	31	
DIV. I NON-CONF.	4- 6	209	2- 1	299	221	227	227	32	32	
TOTALS	RPI 1-25	RPI 26-50	W-L RECORDS	RPI 51-100	RPI 101-150	RPI 150+				
10- 9	0- 0	0- 0	OVERALL	0- 1	1- 2	9- 6				
4- 3	0- 0	0- 0	HOME	0- 0	0- 0	4- 3				
6- 5	0- 0	0- 0	AWAY	0- 1	1- 2	5- 2				
0- 1	0- 0	0- 0	NEUTRAL	0- 0	0- 0	0- 1				
4- 6	0- 0	0- 0	NON-CONFERENCE	0- 1	1- 2	3- 3				
1- 1	0- 0	0- 0	HOME	0- 0	0- 0	1- 1				
3- 4	0- 0	0- 0	AWAY	0- 1	1- 2	2- 1				
0- 1	0- 0	0- 0	NEUTRAL	0- 0	0- 0	0- 1				
6- 3	0- 0	0- 0	CONFERENCE	0- 0	0- 0	6- 3				
3- 2	0- 0	0- 0	HOME	0- 0	0- 0	3- 2				
3- 1	0- 0	0- 0	AWAY	0- 0	0- 0	3- 1				
0- 0	0- 0	0- 0	NEUTRAL	0- 0	0- 0	0- 0				

RPI 1-25				RPI 26-50				RPI 51-100				RPI 101+ Team's RPI: 247					
RPI	S	Opponent	Score	RPI	S	Opponent	Score	RPI	S	Opponent	Score	RPI	S	Opponent	Score		
								51	A	Iowa	60	81	111	A	Vanderbilt	59	75
													114	A	Kent St.	68	65
													115	A	Delaware	65	67
													165	N	Stetson	60	68
													188	A	Sacred Heart	59	69
													211	H	Saint Francis (PA)	55	70
													236	H	Monmouth	56	69
													241	H	Howard	59	42
													264	A	FIU	57	59
													278	H	Central Conn. St.	55	46
													293	H	Bryant	62	46
													310	H	St. Francis Brooklyn	49	56
													324	A	Lafayette	62	51
													330	A	Mt. St. Mary's	50	44
													339	H	LIU Brooklyn	83	42
													343	A	Fairleigh Dickinson	66	64
													346	A	Wagner	82	63
													348	A	Morgan St.	58	44
LAST 12 Division I GAMES:																	
330	A	Mt. St. Mary's	50	44	310	H	St. Francis Brooklyn	49	56								
278	H	Central Conn. St.	55	46	343	A	Fairleigh Dickinson	66	64								
293	H	Bryant	62	46	188	A	Sacred Heart	59	69								
211	H	Saint Francis (PA)	55	70	348	A	Morgan St.	58	44								
346	A	Wagner	82	63	51	A	Iowa	60	81								
339	H	LIU Brooklyn	83	42	241	H	Howard	59	42								

Non-Div I Games: Point Park 69 52

Robert Morris

■ Loss,
 ■ Non-Conf,
 ■ S Site,
 ■ H Home
 ■ A Away
 N Neutral

Average RPI Win:	147	WON-LOST	WINNING	LAST 10	STRENGTH OF	OPP. STRENGTH	TEAM	ADJ.	CONF.	ADJ CONF.
Average RPI Loss:	80	RECORD	PCT. RANK	GAMES	SCHEDULE	OF SCHEDULE	RPI	RPI	RPI	RPI
DIV. I ONLY	6- 16	285	3- 7	32	54	182	182	6	6	
DIV. I NON-CONF.	3- 10	280	1- 2	20	58	191	191	5	5	
TOTALS	RPI 1-25	RPI 26-50	W-L RECORDS	RPI 51-100	RPI 101-150	RPI 150+				
6- 16	0- 2	1- 5	OVERALL	2- 4	0- 1	3- 4				
6- 6	0- 1	1- 3	HOME	2- 1	0- 1	3- 0				
0- 10	0- 1	0- 2	AWAY	0- 3	0- 0	0- 4				
0- 0	0- 0	0- 0	NEUTRAL	0- 0	0- 0	0- 0				
3- 10	0- 1	1- 3	NON-CONFERENCE	0- 3	0- 1	2- 2				
3- 4	0- 1	1- 2	HOME	0- 0	0- 1	2- 0				
0- 6	0- 0	0- 1	AWAY	0- 3	0- 0	0- 2				
0- 0	0- 0	0- 0	NEUTRAL	0- 0	0- 0	0- 0				
3- 6	0- 1	0- 2	CONFERENCE	2- 1	0- 0	1- 2				
3- 2	0- 0	0- 1	HOME	2- 1	0- 0	1- 0				
0- 4	0- 1	0- 1	AWAY	0- 0	0- 0	0- 2				
0- 0	0- 0	0- 0	NEUTRAL	0- 0	0- 0	0- 0				

RPI 1-25				RPI 26-50				RPI 51-100				RPI 101+ Team's RPI: 182			
RPI	S	Opponent	Score	RPI	S	Opponent	Score	RPI	S	Opponent	Score	RPI	S	Opponent	Score
10	H	Duke	32 68	27	A	Elon	54 66	51	H	Iowa	59 71	102	H	Chattanooga	53 66
19	A	Maryland	71 80	30	H	Temple	37 48	52	A	Wake Forest	43 55	163	A	Nebraska	58 62
				32	A	Michigan	50 63	65	H	Michigan St.	62 58	167	A	Houston	51 53
				41	H	Northwestern	37 55	71	A	Virginia	54 62	180	A	Illinois	41 78
				45	H	Bucknell	57 53	84	A	St. John's (NY)	39 65	185	H	Seton Hall	53 45
				50	H	James Madison	76 82	92	H	Penn St.	61 45	201	H	Wisconsin	68 52
												208	A	Princeton	34 64
												293	H	Bryant	50 42
LAST 12 Division I GAMES:															
				41	H	Northwestern	37 55	201	H	Wisconsin	68 52				
				19	A	Maryland	71 80	92	H	Penn St.	61 45				
				51	H	Iowa	59 71	32	A	Michigan	50 63				
				65	H	Michigan St.	62 58	30	H	Temple	37 48				
				163	A	Nebraska	58 62	185	H	Seton Hall	53 45				
				180	A	Illinois	41 78	167	A	Houston	51 53				

Non-Div I Games:

Rutgers

■ Loss,
 ■ Non-Conf, S Site,
 ■ Home
 ■ Away
 N Neutral

Average RPI Win:	239	WON-LOST	WINNING	LAST 10	STRENGTH OF	OPP. STRENGTH	TEAM	ADJ.	CONF.	ADJ CONF.
Average RPI Loss:	68	RECORD	PCT. RANK	GAMES	SCHEDULE	OF SCHEDULE	RPI	RPI	RPI	RPI
DIV. I ONLY	13- 3	19	8- 1	254	234	85	85	27	27	
DIV. I NON-CONF.	6- 2	63	3- 0	172	139	53	53	26	26	
TOTALS	RPI 1-25	RPI 26-50	W-L RECORDS	RPI 51-100	RPI 101-150	RPI 150+				
13- 3	0- 1	1- 0	OVERALL	0- 1	2- 1	10- 0				
6- 1	0- 0	0- 0	HOME	0- 0	0- 1	6- 0				
7- 2	0- 1	1- 0	AWAY	0- 1	2- 0	4- 0				
0- 0	0- 0	0- 0	NEUTRAL	0- 0	0- 0	0- 0				
6- 2	0- 1	1- 0	NON-CONFERENCE	0- 1	1- 0	4- 0				
2- 0	0- 0	0- 0	HOME	0- 0	0- 0	2- 0				
4- 2	0- 1	1- 0	AWAY	0- 1	1- 0	2- 0				
0- 0	0- 0	0- 0	NEUTRAL	0- 0	0- 0	0- 0				
7- 1	0- 0	0- 0	CONFERENCE	0- 0	1- 1	6- 0				
4- 1	0- 0	0- 0	HOME	0- 0	0- 1	4- 0				
3- 0	0- 0	0- 0	AWAY	0- 0	1- 0	2- 0				
0- 0	0- 0	0- 0	NEUTRAL	0- 0	0- 0	0- 0				

RPI 1-25				RPI 26-50				RPI 51-100				Team's RPI: 85	RPI 101+			
RPI	S	Opponent	Score	RPI	S	Opponent	Score	RPI	S	Opponent	Score		RPI	S	Opponent	Score
21	A	Texas A&M	48 63	49	A	UT Arlington	65 60	63	A	South Dakota	74 80		121	H	Central Ark.	63 67
													122	A	Abilene Christian	70 61
													146	A	George Mason	77 76
													169	A	Louisiana Tech	60 58
													184	H	New Orleans	88 61
													270	H	Prairie View	88 64
													271	A	McNeese	96 65
													288	H	A&M-Corpus Christi	64 56
													299	A	Coppin St.	72 57
													312	H	Nicholls St.	80 55
													333	H	Montana	54 46
													334	H	Houston Baptist	86 49
													335	A	Incarinate Word	94 75
LAST 12 Division I GAMES:																
184	H	New Orleans	88 61	271	A	McNeese	96 65	334	H	Houston Baptist	86 49					
121	H	Central Ark.	63 67	270	H	Prairie View	88 64	333	H	Montana	54 46					
335	A	Incarinate Word	94 75	169	A	Louisiana Tech	60 58	49	A	UT Arlington	65 60					
312	H	Nicholls St.	80 55													
122	A	Abilene Christian	70 61													
288	H	A&M-Corpus Christi	64 56													

Non-Div I Games: Okla. Panhandle 77 43 Tex. Permian Basin 89 70 LSU-Shreveport 93 56

SFA

Loss, Non-Conf, S Site, H Home A Away N Neutral

Average RPI Win:	276	WON-LOST	WINNING	LAST 10	STRENGTH OF	OPP. STRENGTH	TEAM	ADJ.	CONF.	ADJ CONF.
Average RPI Loss:	154	RECORD	PCT. RANK	GAMES	SCHEDULE	OF SCHEDULE	RPI	RPI	RPI	RPI
DIV. I ONLY	8- 13	235	6- 4	149	322	221	221	26	26	
DIV. I NON-CONF.	3- 9	275	1- 2	49	296	212	212	27	27	
TOTALS	RPI 1-25	RPI 26-50	W-L RECORDS	RPI 51-100	RPI 101-150	RPI 150+				
8- 13	0- 0	0- 2	OVERALL	0- 2	0- 3	8- 6				
5- 2	0- 0	0- 0	HOME	0- 0	0- 1	5- 1				
2- 8	0- 0	0- 2	AWAY	0- 1	0- 1	2- 4				
1- 3	0- 0	0- 0	NEUTRAL	0- 1	0- 1	1- 1				
3- 9	0- 0	0- 2	NON-CONFERENCE	0- 2	0- 3	3- 2				
2- 1	0- 0	0- 0	HOME	0- 0	0- 1	2- 0				
0- 5	0- 0	0- 2	AWAY	0- 1	0- 1	0- 1				
1- 3	0- 0	0- 0	NEUTRAL	0- 1	0- 1	1- 1				
5- 4	0- 0	0- 0	CONFERENCE	0- 0	0- 0	5- 4				
3- 1	0- 0	0- 0	HOME	0- 0	0- 0	3- 1				
2- 3	0- 0	0- 0	AWAY	0- 0	0- 0	2- 3				
0- 0	0- 0	0- 0	NEUTRAL	0- 0	0- 0	0- 0				

RPI S	Opponent	Score	RPI S	Opponent	Score	RPI S	Opponent	Score	RPI S	Opponent	Score	Team's RPI: 221
36	A Missouri	60 72	38	A South Dakota St.	49 82	63	N South Dakota	68 75	101	H Western Ill.	74 76	
						83	A Northern Ill.	78 97	111	N Vanderbilt	63 73	
									119	A Saint Louis	49 90	
									165	A Stetson	68 78	
									197	H Southern Ill.	60 59	
									205	A Morehead St.	66 69	
									243	H Tennessee St.	73 52	
									245	A Austin Peay	62 85	
									254	H Murray St.	77 84	
									255	A UT Martin	70 68	
									265	N Bethune-Cookman	78 83	
									266	H Tennessee Tech	60 49	
									302	H Southeast Mo. St.	70 69	
									303	A Eastern Ill.	75 59	
									313	H Illinois St.	92 80	
									319	A Eastern Ky.	63 75	
									331	N Utah Valley	71 64	
LAST 12 Division I GAMES:												
303	A Eastern Ill.	75 59	205	A Morehead St.	66 69							
243	H Tennessee St.	73 52	319	A Eastern Ky.	63 75							
255	A UT Martin	70 68	266	H Tennessee Tech	60 49							
302	H Southeast Mo. St.	70 69	313	H Illinois St.	92 80							
254	H Murray St.	77 84	265	N Bethune-Cookman	78 83							
245	A Austin Peay	62 85	165	A Stetson	68 78							

Non-Div I Games: Mo.-St. Louis 59 49

SIUE

Loss, Non-Conf, S Site, H Home A Away N Neutral

Sacramento St.

Through Games Of Jan. 29, 2017

Average RPI Win:	265	WON-LOST	WINNING	LAST 10	STRENGTH OF	OPP. STRENGTH	TEAM	ADJ.	CONF.	ADJ CONF.
Average RPI Loss:	152	RECORD	PCT. RANK	GAMES	SCHEDULE	OF SCHEDULE	RPI	RPI	RPI	RPI
DIV. I ONLY	7- 11	230	5- 5	233	256	246	246	21	21	
DIV. I NON-CONF.	3- 7	250	1- 3	237	246	294	294	19	19	
TOTALS	RPI 1-25	RPI 26-50	W-L RECORDS	RPI 51-100	RPI 101-150	RPI 150+				
7- 11	0- 0	0- 0	OVERALL	0- 5	0- 2	7- 4				
4- 4	0- 0	0- 0	HOME	0- 2	0- 0	4- 2				
3- 5	0- 0	0- 0	AWAY	0- 3	0- 2	3- 0				
0- 2	0- 0	0- 0	NEUTRAL	0- 0	0- 0	0- 2				
3- 7	0- 0	0- 0	NON-CONFERENCE	0- 3	0- 1	3- 3				
2- 3	0- 0	0- 0	HOME	0- 2	0- 0	2- 1				
1- 2	0- 0	0- 0	AWAY	0- 1	0- 1	1- 0				
0- 2	0- 0	0- 0	NEUTRAL	0- 0	0- 0	0- 2				
4- 4	0- 0	0- 0	CONFERENCE	0- 2	0- 1	4- 1				
2- 1	0- 0	0- 0	HOME	0- 0	0- 0	2- 1				
2- 3	0- 0	0- 0	AWAY	0- 2	0- 1	2- 0				
0- 0	0- 0	0- 0	NEUTRAL	0- 0	0- 0	0- 0				

RPI 1-25				RPI 26-50				RPI 51-100				RPI 101+				Team's RPI: 246	
RPI	S	Opponent	Score	RPI	S	Opponent	Score	RPI	S	Opponent	Score	RPI	S	Opponent	Score		
								59	A	California	73	97	143	A	San Francisco	80	91
								67	A	Montana St.	80	84	148	A	North Dakota	71	94
								73	H	Southern California	95	111	179	N	New Mexico St.	73	99
								97	A	Northern Colo.	88	95	186	H	Hofstra	97	85
								100	H	UC Davis	78	110	229	A	Portland St.	77	68
													229	H	Portland St.	86	88
													249	H	Cal Poly	97	96
													250	H	Southern Utah	81	69
													269	H	Nevada	95	99
													276	H	Northern Ariz.	82	76
													307	N	Youngstown St.	94	102
													329	A	UC Irvine	78	70
													333	A	Montana	73	60
LAST 12 Division I GAMES:																	
				229	A	Portland St.	77 68					148	A	North Dakota	71	94	
				333	A	Montana	73 60					97	A	Northern Colo.	88	95	
				67	A	Montana St.	80 84					100	H	UC Davis	78	110	
				276	H	Northern Ariz.	82 76					329	A	UC Irvine	78	70	
				250	H	Southern Utah	81 69					59	A	California	73	97	
				229	H	Portland St.	86 88					73	H	Southern California	95	111	

Non-Div I Games: Stanislaus St. 102 72

Sacramento St.

■ Loss,
 ■ Non-Conf,
 ■ S Site,
 ■ H Home
 ■ A Away
 N Neutral

Sacred Heart

Through Games Of Jan. 29, 2017

Average RPI Win:	270	WON-LOST	WINNING	LAST 10	STRENGTH OF	OPP. STRENGTH	TEAM	ADJ.	CONF.	ADJ CONF.
Average RPI Loss:	156	RECORD	PCT. RANK	GAMES	SCHEDULE	OF SCHEDULE	RPI	RPI	RPI	RPI
DIV. I ONLY	11- 9	142	8- 2	239	317	188	188	31	31	
DIV. I NON-CONF.	3- 8	262	1- 2	51	241	179	179	32	32	
TOTALS	RPI 1-25	RPI 26-50	W-L RECORDS	RPI 51-100	RPI 101-150	RPI 150+				
11- 9	0- 1	0- 0	OVERALL	0- 3	0- 1	11- 4				
6- 3	0- 1	0- 0	HOME	0- 0	0- 0	6- 2				
5- 6	0- 0	0- 0	AWAY	0- 3	0- 1	5- 2				
0- 0	0- 0	0- 0	NEUTRAL	0- 0	0- 0	0- 0				
3- 8	0- 1	0- 0	NON-CONFERENCE	0- 3	0- 1	3- 3				
1- 3	0- 1	0- 0	HOME	0- 0	0- 0	1- 2				
2- 5	0- 0	0- 0	AWAY	0- 3	0- 1	2- 1				
0- 0	0- 0	0- 0	NEUTRAL	0- 0	0- 0	0- 0				
8- 1	0- 0	0- 0	CONFERENCE	0- 0	0- 0	8- 1				
5- 0	0- 0	0- 0	HOME	0- 0	0- 0	5- 0				
3- 1	0- 0	0- 0	AWAY	0- 0	0- 0	3- 1				
0- 0	0- 0	0- 0	NEUTRAL	0- 0	0- 0	0- 0				

RPI 1-25				RPI 26-50				RPI 51-100				RPI 101+ Team's RPI: 188			
RPI	S	Opponent	Score	RPI	S	Opponent	Score	RPI	S	Opponent	Score	RPI	S	Opponent	Score
20	H	Harvard	60 68					68	A	Buffalo	55 76	127	A	Hartford	64 81
								86	A	Iowa St.	56 76	177	H	Siena	62 58
								88	A	New Hampshire	43 71	183	A	Binghamton	77 69
												187	A	Fairfield	56 44
												190	H	Brown	66 80
												211	H	Saint Francis (PA)	73 63
												236	H	Monmouth	54 65
												247	H	Robert Morris	69 59
												278	A	Central Conn. St.	50 67
												293	A	Bryant	65 53
												310	A	St. Francis Brooklyn	81 74
												314	A	Lehigh	62 68
												330	H	Mt. St. Mary's	49 45
												339	H	LIU Brooklyn	66 48
												346	A	Wagner	70 56
												346	H	Wagner	62 52
LAST 12 Division I GAMES:															
339	H	LIU Brooklyn	66 48	278	A	Central Conn. St.	50 67								
330	H	Mt. St. Mary's	49 45	211	H	Saint Francis (PA)	73 63								
346	H	Wagner	62 52	247	H	Robert Morris	69 59								
310	A	St. Francis Brooklyn	81 74	86	A	Iowa St.	56 76								
293	A	Bryant	65 53	88	A	New Hampshire	43 71								
346	A	Wagner	70 56	177	H	Siena	62 58								

Non-Div I Games:

Sacred Heart

■ Loss,
 ■ Non-Conf,
 ■ S Site,
 ■ Home
 ■ A Away
 N Neutral

Average RPI Win:	287	WON-LOST	WINNING	LAST 10	STRENGTH OF	OPP. STRENGTH	TEAM	ADJ.	CONF.	ADJ CONF.
Average RPI Loss:	166	RECORD	PCT. RANK	GAMES	SCHEDULE	OF SCHEDULE	RPI	RPI	RPI	RPI
DIV. I ONLY	11- 9	142	8- 2	306	331	211	211	31	31	
DIV. I NON-CONF.	3- 8	262	0- 3	205	264	255	255	32	32	
TOTALS	RPI 1-25	RPI 26-50	W-L RECORDS	RPI 51-100	RPI 101-150	RPI 150+				
11- 9	0- 1	0- 1	OVERALL	0- 1	0- 2	11- 4				
5- 2	0- 0	0- 0	HOME	0- 1	0- 1	5- 0				
6- 5	0- 1	0- 1	AWAY	0- 0	0- 1	6- 2				
0- 2	0- 0	0- 0	NEUTRAL	0- 0	0- 0	0- 2				
3- 8	0- 1	0- 1	NON-CONFERENCE	0- 1	0- 2	3- 3				
1- 2	0- 0	0- 0	HOME	0- 1	0- 1	1- 0				
2- 4	0- 1	0- 1	AWAY	0- 0	0- 1	2- 1				
0- 2	0- 0	0- 0	NEUTRAL	0- 0	0- 0	0- 2				
8- 1	0- 0	0- 0	CONFERENCE	0- 0	0- 0	8- 1				
4- 0	0- 0	0- 0	HOME	0- 0	0- 0	4- 0				
4- 1	0- 0	0- 0	AWAY	0- 0	0- 0	4- 1				
0- 0	0- 0	0- 0	NEUTRAL	0- 0	0- 0	0- 0				

RPI 1-25				RPI 26-50				RPI 51-100				RPI 101+ Team's RPI: 211			
RPI	S	Opponent	Score	RPI	S	Opponent	Score	RPI	S	Opponent	Score	RPI	S	Opponent	Score
24	A	South Fla.	80 129	40	A	Marquette	91 104	82	H	Cornell	72 78	130	A	William & Mary	60 73
												145	H	Columbia	77 84
												188	A	Sacred Heart	63 73
												201	A	Wisconsin	103 100
												231	A	Coastal Caro.	70 59
												238	N	UMES	82 90
												242	H	Canisius	95 74
												247	A	Robert Morris	70 55
												278	H	Central Conn. St.	87 81
												293	H	Bryant	79 67
												307	A	Youngstown St.	68 69
												310	H	St. Francis Brooklyn	79 62
												330	A	Mt. St. Mary's	97 88
												339	H	LIU Brooklyn	66 52
												343	A	Fairleigh Dickinson	82 79
												344	N	Jackson St.	84 88
												346	A	Wagner	67 46
LAST 12 Division I GAMES:															
346	A	Wagner	67 46	339	H	LIU Brooklyn	66 52								
293	H	Bryant	79 67	188	A	Sacred Heart	63 73								
278	H	Central Conn. St.	87 81	343	A	Fairleigh Dickinson	82 79								
247	A	Robert Morris	70 55	130	A	William & Mary	60 73								
330	A	Mt. St. Mary's	97 88	344	N	Jackson St.	84 88								
310	H	St. Francis Brooklyn	79 62	238	N	UMES	82 90								

Non-Div I Games:

Saint Francis (PA)

■ Loss,
 ■ Non-Conf,
 ■ S Site,
 ■ Home
 ■ A Away
 N Neutral

Saint Joseph's

Through Games Of Jan. 29, 2017

Average RPI Win:	199	WON-LOST	WINNING	LAST 10	STRENGTH OF	OPP. STRENGTH	TEAM	ADJ.	CONF.	ADJ CONF.
Average RPI Loss:	99	RECORD	PCT. RANK	GAMES	SCHEDULE	OF SCHEDULE	RPI	RPI	RPI	RPI
DIV. I ONLY	9- 12	216	6- 4	56	164	137	137	12	12	
DIV. I NON-CONF.	3- 9	275	0- 3	23	169	168	168	13	13	
TOTALS	RPI 1-25	RPI 26-50	W-L RECORDS	RPI 51-100	RPI 101-150	RPI 150+				
9- 12	0- 0	0- 3	OVERALL	0- 5	3- 1	6- 3				
5- 5	0- 0	0- 3	HOME	0- 1	2- 0	3- 1				
4- 6	0- 0	0- 0	AWAY	0- 1	1- 0	3- 0				
0- 1	0- 0	0- 0	NEUTRAL	0- 0	0- 1	0- 0				
3- 9	0- 0	0- 3	NON-CONFERENCE	0- 3	1- 1	2- 2				
1- 5	0- 0	0- 3	HOME	0- 1	0- 0	1- 1				
2- 3	0- 0	0- 0	AWAY	0- 2	1- 0	1- 1				
0- 1	0- 0	0- 0	NEUTRAL	0- 0	0- 1	0- 0				
6- 3	0- 0	0- 0	CONFERENCE	0- 2	2- 0	4- 1				
4- 0	0- 0	0- 0	HOME	0- 0	2- 0	2- 0				
2- 3	0- 0	0- 0	AWAY	0- 2	0- 0	2- 1				
0- 0	0- 0	0- 0	NEUTRAL	0- 0	0- 0	0- 0				

RPI 1-25				RPI 26-50				RPI 51-100				RPI 101+ Team's RPI: 137			
RPI	S	Opponent	Score	RPI	S	Opponent	Score	RPI	S	Opponent	Score	RPI	S	Opponent	Score
				30	H	Temple	70 86	66	H	Villanova	54 62	104	N	BYU	56 71
				45	H	Bucknell	61 64	69	A	Drexel	49 60	123	H	Fordham	47 44
				50	H	James Madison	72 85	74	A	Dayton	59 64	128	H	VCU	64 58
								75	A	George Washington	44 53	138	A	New Mexico	79 67
								95	A	Central Mich.	71 73	151	A	Penn	57 53
												153	A	Iona	57 58
												158	A	La Salle	75 55
												186	H	Hofstra	64 75
												223	H	St. Bonaventure	70 53
												239	A	Richmond	52 70
												274	H	Massachusetts	81 50
												292	A	Rhode Island	75 49
												305	H	NJIT	75 36
LAST 12 Division I GAMES:															
				223	H	St. Bonaventure	70 53					274	H	Massachusetts	81 50
				292	A	Rhode Island	75 49					75	A	George Washington	44 53
				74	A	Dayton	59 64					239	A	Richmond	52 70
				123	H	Fordham	47 44					50	H	James Madison	72 85
				158	A	La Salle	75 55					186	H	Hofstra	64 75
				128	H	VCU	64 58					69	A	Drexel	49 60

Non-Div I Games:

Saint Joseph's

■ Loss,
■ Non-Conf,
■ S Site,
■ H Home
■ A Away
N Neutral

Saint Louis

Through Games Of Jan. 29, 2017

Average RPI Win:	212	WON-LOST	WINNING	LAST 10	STRENGTH OF	OPP. STRENGTH	TEAM	ADJ.	CONF.	ADJ CONF.
Average RPI Loss:	115	RECORD	PCT. RANK	GAMES	SCHEDULE	OF SCHEDULE	RPI	RPI	RPI	RPI
DIV. I ONLY	17- 5	30	8- 2	303	112	119	119	12	12	
DIV. I NON-CONF.	10- 3	54	3- 0	333	170	147	147	13	13	
TOTALS	RPI 1-25	RPI 26-50	W-L RECORDS	RPI 51-100	RPI 101-150	RPI 150+				
17- 5	0- 0	1- 0	OVERALL	2- 2	3- 2	11- 1				
9- 2	0- 0	1- 0	HOME	2- 1	2- 0	4- 1				
8- 3	0- 0	0- 0	AWAY	0- 1	1- 2	7- 0				
0- 0	0- 0	0- 0	NEUTRAL	0- 0	0- 0	0- 0				
10- 3	0- 0	1- 0	NON-CONFERENCE	1- 1	0- 1	8- 1				
5- 1	0- 0	1- 0	HOME	1- 0	0- 0	3- 1				
5- 2	0- 0	0- 0	AWAY	0- 1	0- 1	5- 0				
0- 0	0- 0	0- 0	NEUTRAL	0- 0	0- 0	0- 0				
7- 2	0- 0	0- 0	CONFERENCE	1- 1	3- 1	3- 0				
4- 1	0- 0	0- 0	HOME	1- 1	2- 0	1- 0				
3- 1	0- 0	0- 0	AWAY	0- 0	1- 1	2- 0				
0- 0	0- 0	0- 0	NEUTRAL	0- 0	0- 0	0- 0				

RPI 1-25				RPI 26-50				RPI 51-100				RPI 101+				Team's RPI: 119	
RPI	S	Opponent	Score	RPI	S	Opponent	Score	RPI	S	Opponent	Score	RPI	S	Opponent	Score		
				36	H	Missouri	72 61	57	A	Little Rock	43 56	112	A	Duquesne	65 94		
								60	H	Washington St.	73 70	123	H	Fordham	82 58		
								74	H	Dayton	67 78	128	A	VCU	62 48		
								75	H	George Washington	67 59	141	A	Tulsa	64 70		
												146	H	George Mason	89 50		
												189	H	Indiana St.	67 70		
												200	A	Loyola Marymount	90 76		
												221	H	SIUE	90 49		
												223	H	St. Bonaventure	64 49		
												233	A	Bradley	68 58		
												287	A	Lipscomb	83 38		
												289	A	Davidson	106 69		
												292	A	Rhode Island	68 50		
												302	A	Southeast Mo. St.	89 50		
												319	H	Eastern Ky.	78 51		
												329	A	UC Irvine	79 69		
												348	H	Morgan St.	71 43		
LAST 12 Division I GAMES:																	
				123	H	Fordham	82 58					128	A	VCU	62 48		
				75	H	George Washington	67 59					146	H	George Mason	89 50		
				292	A	Rhode Island	68 50					289	A	Davidson	106 69		
				112	A	Duquesne	65 94					287	A	Lipscomb	83 38		
				74	H	Dayton	67 78					36	H	Missouri	72 61		
				223	H	St. Bonaventure	64 49					60	H	Washington St.	73 70		

Non-Div I Games:

Saint Louis

■ Loss,
 ■ Non-Conf,
 ■ S Site,
 ■ H Home
 ■ A Away
 N Neutral

Saint Peter's

Through Games Of Jan. 29, 2017

Average RPI Win:	269	WON-LOST	WINNING	LAST 10	STRENGTH OF	OPP. STRENGTH	TEAM	ADJ.	CONF.	ADJ CONF.
Average RPI Loss:	147	RECORD	PCT. RANK	GAMES	SCHEDULE	OF SCHEDULE	RPI	RPI	RPI	RPI
DIV. I ONLY	3- 17	326	1- 9	128	222	290	290	17	17	
DIV. I NON-CONF.	1- 8	314	1- 2	107	228	296	296	16	16	
TOTALS	RPI 1-25	RPI 26-50	W-L RECORDS	RPI 51-100	RPI 101-150	RPI 150+				
3- 17	0- 2	0- 2	OVERALL	0- 1	0- 4	3- 8				
2- 5	0- 0	0- 1	HOME	0- 0	0- 1	2- 3				
1- 9	0- 0	0- 0	AWAY	0- 0	0- 0	1- 1				
0- 3	0- 0	0- 0	NEUTRAL	0- 0	0- 2	0- 1				
1- 8	0- 2	0- 0	NON-CONFERENCE	0- 1	0- 2	1- 3				
1- 0	0- 0	0- 0	HOME	0- 0	0- 0	1- 0				
0- 5	0- 2	0- 0	AWAY	0- 1	0- 0	0- 2				
0- 3	0- 0	0- 0	NEUTRAL	0- 0	0- 2	0- 1				
2- 9	0- 0	0- 2	CONFERENCE	0- 0	0- 2	2- 5				
1- 5	0- 0	0- 1	HOME	0- 0	0- 1	1- 3				
1- 4	0- 0	0- 1	AWAY	0- 0	0- 1	1- 2				
0- 0	0- 0	0- 0	NEUTRAL	0- 0	0- 0	0- 0				

RPI 1-25				RPI 26-50				RPI 51-100				RPI 101+ Team's RPI: 290			
RPI	S	Opponent	Score	RPI	S	Opponent	Score	RPI	S	Opponent	Score	RPI	S	Opponent	Score
2	A	South Carolina	38 93	48	A	Quinnipiac	47 82	92	A	Penn St.	50 106	113	N	Hampton	42 71
19	A	Maryland	49 101	48	H	Quinnipiac	51 84					117	N	Maine	43 59
												134	A	Rider	46 47
												134	H	Rider	43 56
												153	H	Iona	58 66
												177	A	Siena	55 80
												190	A	Brown	71 80
												217	H	Niagara	78 66
												235	H	Manhattan	65 69
												236	A	Monmouth	59 76
												242	H	Canisius	54 59
												248	A	Marist	73 69
												252	N	Bowling Green	68 73
												310	A	St. Francis Brooklyn	52 58
												343	H	Fairleigh Dickinson	65 43
LAST 12 Division I GAMES:															
134	A	Rider	46 47	153	H	Iona	58 66								
235	H	Manhattan	65 69	48	A	Quinnipiac	47 82								
134	H	Rider	43 56	217	H	Niagara	78 66								
177	A	Siena	55 80	190	A	Brown	71 80								
242	H	Canisius	54 59	343	H	Fairleigh Dickinson	65 43								
236	A	Monmouth	59 76	310	A	St. Francis Brooklyn	52 58								

Non-Div I Games:

Saint Peter's

■ Loss,
 ■ Non-Conf,
 ■ S Site,
 ■ H Home
 ■ A Away
 N Neutral

Average RPI Win:	336	WON-LOST	WINNING	LAST 10	STRENGTH OF	OPP. STRENGTH	TEAM	ADJ.	CONF.	ADJ CONF.
Average RPI Loss:	218	RECORD	PCT. RANK	GAMES	SCHEDULE	OF SCHEDULE	RPI	RPI	RPI	RPI
DIV. I ONLY	1- 16	342	1- 9	301	327	345	345	27	27	
DIV. I NON-CONF.	0- 9	335	0- 4	140	313	331	331	26	26	
TOTALS	RPI 1-25	RPI 26-50	W-L RECORDS	RPI 51-100	RPI 101-150	RPI 150+				
1- 16	0- 1	0- 0	OVERALL	0- 0	0- 4	1- 11				
1- 4	0- 0	0- 0	HOME	0- 0	0- 1	1- 3				
0- 11	0- 1	0- 0	AWAY	0- 0	0- 3	0- 6				
0- 1	0- 0	0- 0	NEUTRAL	0- 0	0- 0	0- 1				
0- 9	0- 1	0- 0	NON-CONFERENCE	0- 0	0- 3	0- 5				
0- 1	0- 0	0- 0	HOME	0- 0	0- 0	0- 1				
0- 7	0- 1	0- 0	AWAY	0- 0	0- 3	0- 3				
0- 1	0- 0	0- 0	NEUTRAL	0- 0	0- 0	0- 1				
1- 7	0- 0	0- 0	CONFERENCE	0- 0	0- 1	1- 6				
1- 3	0- 0	0- 0	HOME	0- 0	0- 1	1- 2				
0- 4	0- 0	0- 0	AWAY	0- 0	0- 0	0- 4				
0- 0	0- 0	0- 0	NEUTRAL	0- 0	0- 0	0- 0				

RPI 1-25				RPI 26-50				RPI 51-100				RPI 101+ Team's RPI: 345			
RPI	S	Opponent	Score	RPI	S	Opponent	Score	RPI	S	Opponent	Score	RPI	S	Opponent	Score
25	A	LSU	41 89									107	A	Arkansas	39 71
												142	A	TCU	37 81
												147	H	Lamar University	44 70
												149	A	Rice	51 77
												184	A	New Orleans	49 78
												202	A	Texas St.	46 69
												219	N	Marshall	50 73
												256	A	UTRGV	50 78
												256	H	UTRGV	45 69
												270	A	Prairie View	65 75
												271	A	McNeese	56 79
												288	H	A&M-Corpus Christi	37 63
												312	H	Nicholls St.	59 66
												320	A	Northwestern St.	51 78
												334	A	Houston Baptist	51 61
												336	H	Southeastern La.	68 61
LAST 12 Division I GAMES:															
336	H	Southeastern La.	68 61	271	A	McNeese	56 79								
288	H	A&M-Corpus Christi	37 63	334	A	Houston Baptist	51 61								
147	H	Lamar University	44 70	202	A	Texas St.	46 69								
320	A	Northwestern St.	51 78	25	A	LSU	41 89								
184	A	New Orleans	49 78	270	A	Prairie View	65 75								
312	H	Nicholls St.	59 66	149	A	Rice	51 77								

Non-Div I Games: Wiley

51 57

Sam Houston St.

Average RPI Win:	227	WON-LOST	WINNING	LAST 10	STRENGTH OF	OPP. STRENGTH	TEAM	ADJ.	CONF.	ADJ CONF.
Average RPI Loss:	131	RECORD	PCT. RANK	GAMES	SCHEDULE	OF SCHEDULE	RPI	RPI	RPI	RPI
DIV. I ONLY	8- 13	235	2- 7	169	160	227	227	18	18	
DIV. I NON-CONF.	6- 8	203	1- 3	174	96	195	195	22	22	
TOTALS	RPI 1-25	RPI 26-50	W-L RECORDS	RPI 51-100	RPI 101-150	RPI 150+				
8- 13	0- 2	0- 0	OVERALL	0- 3	1- 3	7- 5				
6- 4	0- 0	0- 0	HOME	0- 1	0- 1	6- 2				
2- 7	0- 2	0- 0	AWAY	0- 2	1- 1	1- 2				
0- 2	0- 0	0- 0	NEUTRAL	0- 0	0- 1	0- 1				
6- 8	0- 2	0- 0	NON-CONFERENCE	0- 3	1- 1	5- 2				
5- 1	0- 0	0- 0	HOME	0- 1	0- 0	5- 0				
1- 5	0- 2	0- 0	AWAY	0- 2	1- 0	0- 1				
0- 2	0- 0	0- 0	NEUTRAL	0- 0	0- 1	0- 1				
2- 5	0- 0	0- 0	CONFERENCE	0- 0	0- 2	2- 3				
1- 3	0- 0	0- 0	HOME	0- 0	0- 1	1- 2				
1- 2	0- 0	0- 0	AWAY	0- 0	0- 1	1- 1				
0- 0	0- 0	0- 0	NEUTRAL	0- 0	0- 0	0- 0				

RPI 1-25				RPI 26-50				RPI 51-100				RPI 101+ Team's RPI: 227			
RPI	S	Opponent	Score	RPI	S	Opponent	Score	RPI	S	Opponent	Score	RPI	S	Opponent	Score
14	A	Kentucky	57 80					52	A	Wake Forest	40 51	102	H	Chattanooga	61 77
20	A	Harvard	52 57					56	A	Georgia Tech	57 62	110	A	Georgia	65 59
								80	H	Belmont	54 73	113	N	Hampton	57 63
												116	A	Mercer	49 59
												170	N	UC Riverside	48 51
												175	H	Memphis	48 42
												181	H	ETSU	57 69
												193	H	UAB	52 49
												212	H	Alabama St.	63 49
												218	H	Wofford	57 54
												237	H	Furman	50 54
												255	H	UT Martin	69 62
												273	A	UNCG	40 64
												292	A	Rhode Island	63 78
												301	A	Western Caro.	49 42
												349	H	Alabama A&M	61 37
LAST 12 Division I GAMES:															
116	A	Mercer	49 59	102	H	Chattanooga	61 77								
237	H	Furman	50 54	113	N	Hampton	57 63								
218	H	Wofford	57 54	170	N	UC Riverside	48 51								
273	A	UNCG	40 64	110	A	Georgia	65 59								
301	A	Western Caro.	49 42	52	A	Wake Forest	40 51								
181	H	ETSU	57 69	193	H	UAB	52 49								

Non-Div I Games: AUM

72 50

Samford

■ Loss,
 ■ Non-Conf,
 ■ S Site,
 ■ H Home
 ■ A Away
 N Neutral

Average RPI Win:	225	WON-LOST	WINNING	LAST 10	STRENGTH OF	OPP. STRENGTH	TEAM	ADJ.	CONF.	ADJ CONF.
Average RPI Loss:	142	RECORD	PCT. RANK	GAMES	SCHEDULE	OF SCHEDULE	RPI	RPI	RPI	RPI
DIV. I ONLY	10- 10	164	4- 6	225	193	212	212	14	14	
DIV. I NON-CONF.	6- 4	126	1- 1	232	253	175	175	12	12	
TOTALS	RPI 1-25	RPI 26-50	W-L RECORDS	RPI 51-100	RPI 101-150	RPI 150+				
10- 10	0- 0	0- 0	OVERALL	0- 3	2- 5	8- 2				
8- 4	0- 0	0- 0	HOME	0- 1	1- 2	7- 1				
2- 6	0- 0	0- 0	AWAY	0- 0	1- 0	1- 0				
0- 0	0- 0	0- 0	NEUTRAL	0- 0	0- 0	0- 0				
6- 4	0- 0	0- 0	NON-CONFERENCE	0- 2	0- 2	6- 0				
5- 1	0- 0	0- 0	HOME	0- 0	0- 1	5- 0				
1- 3	0- 0	0- 0	AWAY	0- 2	0- 1	1- 0				
0- 0	0- 0	0- 0	NEUTRAL	0- 0	0- 0	0- 0				
4- 6	0- 0	0- 0	CONFERENCE	0- 1	2- 3	2- 2				
3- 3	0- 0	0- 0	HOME	0- 1	1- 1	2- 1				
1- 3	0- 0	0- 0	AWAY	0- 0	1- 2	0- 1				
0- 0	0- 0	0- 0	NEUTRAL	0- 0	0- 0	0- 0				

RPI 1-25				RPI 26-50				RPI 51-100				RPI 101+				Team's RPI: 212	
RPI	S	Opponent	Score	RPI	S	Opponent	Score	RPI	S	Opponent	Score	RPI	S	Opponent	Score		
								60	A	Washington St.	73	83	104	A	BYU	63	81
								96	H	Gonzaga	55	57	120	A	Arizona	59	76
								97	A	Northern Colo.	51	54					
													125	H	St. Mary's (CA)	73	71
													143	A	San Francisco	72	81
													143	H	San Francisco	67	82
													144	A	Santa Clara	57	56
													148	H	North Dakota	61	65
													198	A	Pacific	64	84
													200	H	Loyola Marymount	61	58
													214	A	CSUN	76	67
													230	H	Seattle U	67	44
													232	H	San Diego St.	91	53
													234	H	UC Santa Barbara	77	63
													258	H	Portland	57	40
													269	H	Nevada	70	54
													311	H	Pepperdine	42	55
													340	H	Cal St. Fullerton	103	50
LAST 12 Division I GAMES:																	
258	H	Portland	57	40	311	H	Pepperdine	42	55								
96	H	Gonzaga	55	57	198	A	Pacific	64	84								
143	A	San Francisco	72	81	125	H	St. Mary's (CA)	73	71								
200	H	Loyola Marymount	61	58	143	H	San Francisco	67	82								
104	A	BYU	63	81	148	H	North Dakota	61	65								
144	A	Santa Clara	57	56	230	H	Seattle U	67	44								

Non-Div I Games:

San Diego

■ Loss,
 ■ Non-Conf,
 ■ S Site,
 ■ H Home
 ■ A Away
 N Neutral

San Diego St.

Through Games Of Jan. 29, 2017

Average RPI Win:	213	WON-LOST	WINNING	LAST 10	STRENGTH OF	OPP. STRENGTH	TEAM	ADJ.	CONF.	ADJ CONF.
Average RPI Loss:	157	RECORD	PCT. RANK	GAMES	SCHEDULE	OF SCHEDULE	RPI	RPI	RPI	RPI
DIV. I ONLY	6- 11	250	4- 5	147	228	232	232	13	13	
DIV. I NON-CONF.	3- 6	230	2- 1	143	290	217	217	15	15	
TOTALS	RPI 1-25	RPI 26-50	W-L RECORDS	RPI 51-100	RPI 101-150	RPI 150+				
6- 11	0- 0	0- 2	OVERALL	2- 2	0- 1	4- 6				
4- 3	0- 0	0- 1	HOME	2- 0	0- 0	2- 2				
1- 7	0- 0	0- 0	AWAY	0- 2	0- 1	1- 4				
1- 1	0- 0	0- 1	NEUTRAL	0- 0	0- 0	1- 0				
3- 6	0- 0	0- 2	NON-CONFERENCE	0- 1	0- 0	3- 3				
1- 2	0- 0	0- 1	HOME	0- 0	0- 0	1- 1				
1- 3	0- 0	0- 0	AWAY	0- 1	0- 0	1- 2				
1- 1	0- 0	0- 1	NEUTRAL	0- 0	0- 0	1- 0				
3- 5	0- 0	0- 0	CONFERENCE	2- 1	0- 1	1- 3				
3- 1	0- 0	0- 0	HOME	2- 0	0- 0	1- 1				
0- 4	0- 0	0- 0	AWAY	0- 1	0- 1	0- 2				
0- 0	0- 0	0- 0	NEUTRAL	0- 0	0- 0	0- 0				

RPI 1-25				RPI 26-50				RPI 51-100				RPI 101+ Team's RPI: 232			
RPI	S	Opponent	Score	RPI	S	Opponent	Score	RPI	S	Opponent	Score	RPI	S	Opponent	Score
				32	H	Michigan	57 92	64	H	Boise St.	84 77	138	A	New Mexico	42 85
				49	N	UT Arlington	58 64	90	H	UNLV	87 68	170	A	UC Riverside	44 72
								91	A	Colorado St.	43 60	194	A	San Jose St.	80 81
								100	A	UC Davis	55 75	200	H	Loyola Marymount	53 60
												212	A	San Diego	53 91
												225	A	Utah St.	47 53
												234	H	UC Santa Barbara	84 70
												269	H	Nevada	83 78
												278	N	Central Conn. St.	80 62
												315	H	Air Force	59 62
												340	A	Cal St. Fullerton	71 61
LAST 12 Division I GAMES:															
				91	A	Colorado St.	43 60	269	H	Nevada	83 78				
				315	H	Air Force	59 62	138	A	New Mexico	42 85				
				90	H	UNLV	87 68	340	A	Cal St. Fullerton	71 61				
				225	A	Utah St.	47 53	234	H	UC Santa Barbara	84 70				
				194	A	San Jose St.	80 81	32	H	Michigan	57 92				
				64	H	Boise St.	84 77	100	A	UC Davis	55 75				

Non-Div I Games: Biola 63 48 San Diego Christian 80 70

San Diego St.

Loss, Non-Conf, S Site, H Home A Away N Neutral

San Francisco

Through Games Of Jan. 29, 2017

Average RPI Win:	202	WON-LOST	WINNING	LAST 10	STRENGTH OF	OPP. STRENGTH	TEAM	ADJ.	CONF.	ADJ CONF.
Average RPI Loss:	120	RECORD	PCT. RANK	GAMES	SCHEDULE	OF SCHEDULE	RPI	RPI	RPI	RPI
DIV. I ONLY	12- 9	134	6- 4	196	109	143	143	14	14	
DIV. I NON-CONF.	6- 5	148	1- 1	213	113	157	157	12	12	
TOTALS	RPI 1-25	RPI 26-50	W-L RECORDS	RPI 51-100	RPI 101-150	RPI 150+				
12- 9	0- 0	0- 0	OVERALL	1- 4	2- 3	9- 2				
8- 2	0- 0	0- 0	HOME	1- 1	2- 1	5- 0				
3- 7	0- 0	0- 0	AWAY	0- 3	0- 2	3- 2				
1- 0	0- 0	0- 0	NEUTRAL	0- 0	0- 0	1- 0				
6- 5	0- 0	0- 0	NON-CONFERENCE	1- 3	0- 1	5- 1				
4- 1	0- 0	0- 0	HOME	1- 1	0- 0	3- 0				
1- 4	0- 0	0- 0	AWAY	0- 2	0- 1	1- 1				
1- 0	0- 0	0- 0	NEUTRAL	0- 0	0- 0	1- 0				
6- 4	0- 0	0- 0	CONFERENCE	0- 1	2- 2	4- 1				
4- 1	0- 0	0- 0	HOME	0- 0	2- 1	2- 0				
2- 3	0- 0	0- 0	AWAY	0- 1	0- 1	2- 1				
0- 0	0- 0	0- 0	NEUTRAL	0- 0	0- 0	0- 0				

RPI S	Opponent	Score	RPI S	Opponent	Score	RPI S	Opponent	Score	RPI S	Opponent	Score	Team's RPI: 143
						59	A California	52 75	104	H BYU	70 63	
						60	A Washington St.	35 73	125	A St. Mary's (CA)	72 75	
						78	H Long Beach St.	73 71	125	H St. Mary's (CA)	62 64	
						96	A Gonzaga	46 61	144	H Santa Clara	77 68	
						100	H UC Davis	58 78	148	A North Dakota	63 71	
									173	A Fresno St.	48 61	
									194	H San Jose St.	79 71	
									198	A Pacific	60 63	
									198	H Pacific	67 64	
									212	A San Diego	82 67	
									212	H San Diego	81 72	
									230	H Seattle U	73 59	
									246	H Sacramento St.	91 80	
									249	A Cal Poly	73 67	
									258	A Portland	75 56	
									301	N Western Caro.	73 52	
LAST 12 Division I GAMES:												
			198	H Pacific	67 64		125	A St. Mary's (CA)	72 75			
			125	H St. Mary's (CA)	62 64		96	A Gonzaga	46 61			
			212	H San Diego	81 72		144	H Santa Clara	77 68			
			258	A Portland	75 56		212	A San Diego	82 67			
			198	A Pacific	60 63		100	H UC Davis	58 78			
			104	H BYU	70 63		249	A Cal Poly	73 67			

Non-Div I Games:

San Francisco

 Loss,
 Non-Conf,
 S Site,
 H Home
 A Away
N Neutral

San Jose St.

Through Games Of Jan. 29, 2017

Average RPI Win:	211	WON-LOST	WINNING	LAST 10	STRENGTH OF	OPP. STRENGTH	TEAM	ADJ.	CONF.	ADJ CONF.
Average RPI Loss:	104	RECORD	PCT. RANK	GAMES	SCHEDULE	OF SCHEDULE	RPI	RPI	RPI	RPI
DIV. I ONLY	6- 14	269	4- 5	81	96	194	194	13	13	
DIV. I NON-CONF.	2- 9	293	0- 2	87	26	216	216	15	15	
TOTALS	RPI 1-25	RPI 26-50	W-L RECORDS	RPI 51-100	RPI 101-150	RPI 150+				
6- 14	0- 1	0- 2	OVERALL	1- 5	1- 2	4- 4				
4- 3	0- 0	0- 0	HOME	0- 1	1- 1	3- 1				
2- 9	0- 0	0- 1	AWAY	1- 4	0- 0	1- 3				
0- 2	0- 1	0- 1	NEUTRAL	0- 0	0- 0	0- 0				
2- 9	0- 1	0- 2	NON-CONFERENCE	0- 1	1- 2	1- 3				
1- 2	0- 0	0- 0	HOME	0- 0	1- 1	0- 1				
1- 5	0- 0	0- 1	AWAY	0- 1	0- 1	1- 2				
0- 2	0- 1	0- 1	NEUTRAL	0- 0	0- 0	0- 0				
4- 5	0- 0	0- 0	CONFERENCE	1- 4	0- 0	3- 1				
3- 1	0- 0	0- 0	HOME	0- 1	0- 0	3- 0				
1- 4	0- 0	0- 0	AWAY	1- 3	0- 0	0- 1				
0- 0	0- 0	0- 0	NEUTRAL	0- 0	0- 0	0- 0				

RPI 1-25				RPI 26-50				RPI 51-100				RPI 101+ Team's RPI: 194			
RPI	S	Opponent	Score	RPI	S	Opponent	Score	RPI	S	Opponent	Score	RPI	S	Opponent	Score
4	N	Mississippi St.	51 88	26	A	Arizona St.	37 82	63	A	South Dakota	69 84	125	H	St. Mary's (CA)	64 85
				37	N	Oregon	62 91	64	A	Boise St.	64 86	143	A	San Francisco	71 79
								90	A	UNLV	76 65	144	H	Santa Clara	75 64
								91	A	Colorado St.	67 70	163	A	Nebraska	61 83
								91	H	Colorado St.	56 68	173	A	Fresno St.	74 88
								94	A	Wyoming	60 89	179	A	New Mexico St.	55 66
												198	H	Pacific	96 99
												216	A	Hawaii	77 61
												232	H	San Diego St.	81 80
												269	H	Nevada	107 84
												315	H	Air Force	86 74
LAST 12 Division I GAMES:															
				90	A	UNLV	76 65	173	A	Fresno St.	74 88				
				91	H	Colorado St.	56 68	91	A	Colorado St.	67 70				
				64	A	Boise St.	64 86	269	H	Nevada	107 84				
				94	A	Wyoming	60 89	63	A	South Dakota	69 84				
				315	H	Air Force	86 74	163	A	Nebraska	61 83				
				232	H	San Diego St.	81 80	143	A	San Francisco	71 79				

Non-Div I Games: Stanislaus St. 90 85

San Jose St.

■ Loss,
 ■ Non-Conf,
 ■ S Site,
 ■ Home
 ■ A Away
 N Neutral

Santa Clara

Through Games Of Jan. 29, 2017

Average RPI Win:	192	WON-LOST	WINNING	LAST 10	STRENGTH OF	OPP. STRENGTH	TEAM	ADJ.	CONF.	ADJ CONF.
Average RPI Loss:	109	RECORD	PCT. RANK	GAMES	SCHEDULE	OF SCHEDULE	RPI	RPI	RPI	RPI
DIV. I ONLY	8- 12	224	0- 2	58	169	144	144	14	14	
DIV. I NON-CONF.	4- 6	209	0- 1	12	128	94	94	12	12	
TOTALS	RPI 1-25	RPI 26-50	W-L RECORDS	RPI 51-100	RPI 101-150	RPI 150+				
8- 12	0- 1	1- 2	OVERALL	0- 3	1- 3	6- 3				
4- 2	0- 0	0- 1	HOME	0- 0	1- 0	3- 1				
2- 7	0- 0	0- 0	AWAY	0- 0	0- 0	2- 0				
2- 3	0- 1	1- 1	NEUTRAL	0- 1	0- 0	1- 0				
4- 6	0- 1	1- 2	NON-CONFERENCE	0- 2	0- 0	3- 1				
1- 1	0- 0	0- 1	HOME	0- 0	0- 0	1- 0				
1- 2	0- 0	0- 0	AWAY	0- 1	0- 0	1- 1				
2- 3	0- 1	1- 1	NEUTRAL	0- 1	0- 0	1- 0				
4- 6	0- 0	0- 0	CONFERENCE	0- 1	1- 3	3- 2				
3- 1	0- 0	0- 0	HOME	0- 0	1- 0	2- 1				
1- 5	0- 0	0- 0	AWAY	0- 1	0- 3	1- 1				
0- 0	0- 0	0- 0	NEUTRAL	0- 0	0- 0	0- 0				

RPI 1-25				RPI 26-50				RPI 51-100				RPI 101+				Team's RPI: 144	
RPI	S	Opponent	Score	RPI	S	Opponent	Score	RPI	S	Opponent	Score	RPI	S	Opponent	Score		
24	N	South Fla.	54 63	40	N	Marquette	65 62	59	A	California	58 73	104	A	BYU	66 72		
				41	H	Northwestern	75 87	67	N	Montana St.	50 77	104	H	BYU	64 63		
				44	N	Oklahoma St.	53 67	96	A	Gonzaga	39 51	125	A	St. Mary's (CA)	53 55		
												143	A	San Francisco	68 77		
												179	N	New Mexico St.	60 46		
												194	A	San Jose St.	64 75		
												200	A	Loyola Marymount	50 61		
												200	H	Loyola Marymount	71 64		
												210	H	Idaho St.	82 78		
												212	H	San Diego	56 57		
												234	A	UC Santa Barbara	69 58		
												258	A	Portland	56 44		
												311	H	Pepperdine	61 40		
LAST 12 Division I GAMES:																	
24	N	South Fla.	54 63	212	H	San Diego	56 57	200	H	Loyola Marymount	71 64						
125	A	St. Mary's (CA)	53 55	258	A	Portland	56 44	143	A	San Francisco	68 77						
104	A	BYU	66 72	104	H	BYU	64 63										
200	A	Loyola Marymount	50 61	179	N	New Mexico St.	60 46										
96	A	Gonzaga	39 51														
311	H	Pepperdine	61 40														

Non-Div I Games: UC Santa Cruz 85 39

Santa Clara

Loss, Non-Conf, S Site, H Home A Away N Neutral

Average RPI Win:	318	WON-LOST	WINNING	LAST 10	STRENGTH OF	OPP. STRENGTH	TEAM	ADJ.	CONF.	ADJ CONF.
Average RPI Loss:	156	RECORD	PCT. RANK	GAMES	SCHEDULE	OF SCHEDULE	RPI	RPI	RPI	RPI
DIV. I ONLY	5- 14	287	4- 6	237	285	309	309	32	32	
DIV. I NON-CONF.	1- 10	325	0- 4	72	65	281	281	31	31	
TOTALS	RPI 1-25	RPI 26-50	W-L RECORDS	RPI 51-100	RPI 101-150	RPI 150+				
5- 14	0- 3	0- 0	OVERALL	0- 3	0- 1	5- 7				
4- 5	0- 1	0- 0	HOME	0- 1	0- 0	4- 3				
1- 9	0- 2	0- 0	AWAY	0- 2	0- 1	1- 4				
0- 0	0- 0	0- 0	NEUTRAL	0- 0	0- 0	0- 0				
1- 10	0- 3	0- 0	NON-CONFERENCE	0- 3	0- 0	1- 4				
1- 4	0- 1	0- 0	HOME	0- 1	0- 0	1- 2				
0- 6	0- 2	0- 0	AWAY	0- 2	0- 0	0- 2				
0- 0	0- 0	0- 0	NEUTRAL	0- 0	0- 0	0- 0				
4- 4	0- 0	0- 0	CONFERENCE	0- 0	0- 1	4- 3				
3- 1	0- 0	0- 0	HOME	0- 0	0- 0	3- 1				
1- 3	0- 0	0- 0	AWAY	0- 0	0- 1	1- 2				
0- 0	0- 0	0- 0	NEUTRAL	0- 0	0- 0	0- 0				

RPI 1-25				RPI 26-50				RPI 51-100				RPI 101+ Team's RPI: 309			
RPI	S	Opponent	Score	RPI	S	Opponent	Score	RPI	S	Opponent	Score	RPI	S	Opponent	Score
2	H	South Carolina	30 70					79	H	Jacksonville	40 55	113	A	Hampton	46 75
12	A	Washington	36 87					86	A	Iowa St.	51 74	185	A	Seton Hall	60 74
23	A	Auburn	46 75					87	A	FGCU	40 89	212	H	Alabama St.	54 39
												241	A	Howard	49 55
												253	H	Jacksonville St.	57 64
												262	H	Ga. Southern	45 50
												265	H	Bethune-Cookman	31 38
												283	A	Norfolk St.	55 61
												296	A	Kennesaw St.	60 72
												341	H	Delaware St.	64 57
												342	A	South Carolina St.	60 49
												347	H	Florida A&M	56 52
												348	H	Morgan St.	66 62
LAST 12 Division I GAMES:															
241	A	Howard	49 55	283	A	Norfolk St.	55 61								
341	H	Delaware St.	64 57	265	H	Bethune-Cookman	31 38								
348	H	Morgan St.	66 62	87	A	FGCU	40 89								
342	A	South Carolina St.	60 49	2	H	South Carolina	30 70								
347	H	Florida A&M	56 52	12	A	Washington	36 87								
113	A	Hampton	46 75	23	A	Auburn	46 75								

Non-Div I Games: Columbia (SC) 68 52

Savannah St.

Loss, Non-Conf, S Site, H Home A Away N Neutral

Average RPI Win:	283	WON-LOST	WINNING	LAST 10	STRENGTH OF	OPP. STRENGTH	TEAM	ADJ.	CONF.	ADJ CONF.
Average RPI Loss:	142	RECORD	PCT. RANK	GAMES	SCHEDULE	OF SCHEDULE	RPI	RPI	RPI	RPI
DIV. I ONLY	8- 13	235	6- 4	190	282	230	230	29	29	
DIV. I NON-CONF.	3- 12	288	1- 5	163	251	291	291	29	29	
TOTALS	RPI 1-25	RPI 26-50	W-L RECORDS	RPI 51-100	RPI 101-150	RPI 150+				
8- 13	0- 1	0- 0	OVERALL	0- 3	0- 2	8- 7				
4- 5	0- 1	0- 0	HOME	0- 0	0- 0	4- 4				
4- 8	0- 0	0- 0	AWAY	0- 3	0- 2	4- 3				
0- 0	0- 0	0- 0	NEUTRAL	0- 0	0- 0	0- 0				
3- 12	0- 1	0- 0	NON-CONFERENCE	0- 3	0- 2	3- 6				
2- 5	0- 1	0- 0	HOME	0- 0	0- 0	2- 4				
1- 7	0- 0	0- 0	AWAY	0- 3	0- 2	1- 2				
0- 0	0- 0	0- 0	NEUTRAL	0- 0	0- 0	0- 0				
5- 1	0- 0	0- 0	CONFERENCE	0- 0	0- 0	5- 1				
2- 0	0- 0	0- 0	HOME	0- 0	0- 0	2- 0				
3- 1	0- 0	0- 0	AWAY	0- 0	0- 0	3- 1				
0- 0	0- 0	0- 0	NEUTRAL	0- 0	0- 0	0- 0				

RPI 1-25				RPI 26-50				RPI 51-100				RPI 101+ Team's RPI: 230			
RPI	S	Opponent	Score	RPI	S	Opponent	Score	RPI	S	Opponent	Score	RPI	S	Opponent	Score
12	H	Washington	64 94					64	A	Boise St.	68 73	108	A	SMU	43 77
								67	A	Montana St.	56 75	143	A	San Francisco	59 73
								91	A	Colorado St.	62 66	154	H	Idaho	64 68
												170	A	UC Riverside	54 58
												179	A	New Mexico St.	69 73
												200	H	Loyola Marymount	59 62
												212	A	San Diego	44 67
												214	H	CSUN	64 68
												215	H	Grand Canyon	86 60
												229	H	Portland St.	71 79
												234	H	UC Santa Barbara	58 53
												256	A	UTRGV	67 54
												295	A	Denver	75 72
												297	H	CSU Bakersfield	54 47
												304	A	UMKC	75 65
												327	A	Chicago St.	64 51
												333	H	Montana	60 44
LAST 12 Division I GAMES:															
256	A	UTRGV	67 54	214	H	CSUN	64 68								
179	A	New Mexico St.	69 73	108	A	SMU	43 77								
215	H	Grand Canyon	86 60	91	A	Colorado St.	62 66								
327	A	Chicago St.	64 51	295	A	Denver	75 72								
304	A	UMKC	75 65	212	A	San Diego	44 67								
297	H	CSU Bakersfield	54 47	170	A	UC Riverside	54 58								

Non-Div I Games:

Seattle U

Average RPI Win:	196	WON-LOST	WINNING	LAST 10	STRENGTH OF	OPP. STRENGTH	TEAM	ADJ.	CONF.	ADJ CONF.
Average RPI Loss:	98	RECORD	PCT. RANK	GAMES	SCHEDULE	OF SCHEDULE	RPI	RPI	RPI	RPI
DIV. I ONLY	11- 11	164	3- 7	174	66	185	185	7	7	
DIV. I NON-CONF.	7- 4	114	1- 0	252	130	159	159	7	7	
TOTALS	RPI 1-25	RPI 26-50	W-L RECORDS	RPI 51-100	RPI 101-150	RPI 150+				
11- 11	0- 1	0- 5	OVERALL	2- 1	1- 0	8- 4				
10- 4	0- 1	0- 3	HOME	2- 0	1- 0	7- 0				
1- 7	0- 0	0- 2	AWAY	0- 1	0- 0	1- 4				
0- 0	0- 0	0- 0	NEUTRAL	0- 0	0- 0	0- 0				
7- 4	0- 0	0- 2	NON-CONFERENCE	1- 0	1- 0	5- 2				
6- 1	0- 0	0- 1	HOME	1- 0	1- 0	4- 0				
1- 3	0- 0	0- 1	AWAY	0- 0	0- 0	1- 2				
0- 0	0- 0	0- 0	NEUTRAL	0- 0	0- 0	0- 0				
4- 7	0- 1	0- 3	CONFERENCE	1- 1	0- 0	3- 2				
4- 3	0- 1	0- 2	HOME	1- 0	0- 0	3- 0				
0- 4	0- 0	0- 1	AWAY	0- 1	0- 0	0- 2				
0- 0	0- 0	0- 0	NEUTRAL	0- 0	0- 0	0- 0				

RPI 1-25				RPI 26-50				RPI 51-100				RPI 101+ Team's RPI: 185			
RPI	S	Opponent	Score	RPI	S	Opponent	Score	RPI	S	Opponent	Score	RPI	S	Opponent	Score
16	H	DePaul	65 96	28	H	Creighton	60 70	52	H	Wake Forest	70 63	134	H	Rider	89 81
				40	H	Marquette	77 83	66	A	Villanova	52 69	152	H	Providence	55 43
				42	A	Georgetown	58 77	84	H	St. John's (NY)	64 59	161	H	Boston College	71 66
				47	A	Minnesota	57 90					176	A	Xavier	64 72
				49	H	UT Arlington	61 86					176	H	Xavier	71 62
												182	A	Rutgers	45 53
												208	A	Princeton	67 94
												225	A	Butler	58 79
												225	H	Butler	65 63
												248	A	Marist	76 63
												278	H	Central Conn. St.	78 70
												309	H	Savannah St.	74 60
												339	H	LIU Brooklyn	77 59
LAST 12 Division I GAMES:															
225	H	Butler	65 63	40	H	Marquette	77 83								
176	H	Xavier	71 62	16	H	DePaul	65 96								
28	H	Creighton	60 70	176	A	Xavier	64 72								
152	H	Providence	55 43	225	A	Butler	58 79								
42	A	Georgetown	58 77	84	H	St. John's (NY)	64 59								
66	A	Villanova	52 69	134	H	Rider	89 81								

Non-Div I Games:

Seton Hall

Average RPI Win:	231	WON-LOST	WINNING	LAST 10	STRENGTH OF	OPP. STRENGTH	TEAM	ADJ.	CONF.	ADJ CONF.
Average RPI Loss:	123	RECORD	PCT. RANK	GAMES	SCHEDULE	OF SCHEDULE	RPI	RPI	RPI	RPI
DIV. I ONLY	9- 12	216	7- 3	121	210	177	177	17	17	
DIV. I NON-CONF.	1- 8	314	0- 2	33	176	243	243	16	16	
TOTALS	RPI 1-25	RPI 26-50	W-L RECORDS	RPI 51-100	RPI 101-150	RPI 150+				
9- 12	0- 1	0- 2	OVERALL	0- 2	0- 2	9- 5				
6- 4	0- 1	0- 0	HOME	0- 1	0- 2	6- 0				
3- 8	0- 0	0- 2	AWAY	0- 1	0- 0	3- 5				
0- 0	0- 0	0- 0	NEUTRAL	0- 0	0- 0	0- 0				
1- 8	0- 1	0- 1	NON-CONFERENCE	0- 2	0- 1	1- 3				
1- 3	0- 1	0- 0	HOME	0- 1	0- 1	1- 0				
0- 5	0- 0	0- 1	AWAY	0- 1	0- 0	0- 3				
0- 0	0- 0	0- 0	NEUTRAL	0- 0	0- 0	0- 0				
8- 4	0- 0	0- 1	CONFERENCE	0- 0	0- 1	8- 2				
5- 1	0- 0	0- 0	HOME	0- 0	0- 1	5- 0				
3- 3	0- 0	0- 1	AWAY	0- 0	0- 0	3- 2				
0- 0	0- 0	0- 0	NEUTRAL	0- 0	0- 0	0- 0				

RPI 1-25				RPI 26-50				RPI 51-100				RPI 101+ Team's RPI: 177			
RPI	S	Opponent	Score	RPI	S	Opponent	Score	RPI	S	Opponent	Score	RPI	S	Opponent	Score
20	H	Harvard	58 65	34	A	Syracuse	65 102	87	A	FGCU	42 66	127	H	Hartford	76 80
				48	A	Quinnipiac	47 73	88	H	New Hampshire	67 77	134	H	Rider	61 62
												153	A	Iona	58 46
												157	A	Northeastern	50 61
												171	A	Albany (NY)	86 88
												187	A	Fairfield	57 61
												187	H	Fairfield	67 52
												188	A	Sacred Heart	58 62
												217	H	Niagara	71 53
												235	A	Manhattan	66 68
												236	A	Monmouth	91 86
												236	H	Monmouth	85 76
												242	H	Canisius	67 42
												248	A	Marist	69 68
												272	H	Colgate	71 63
												290	H	Saint Peter's	80 55
LAST 12 Division I GAMES:															
236	A	Monmouth	91 86	134	H	Rider	61 62								
242	H	Canisius	67 42	187	A	Fairfield	57 61								
248	A	Marist	69 68	217	H	Niagara	71 53								
290	H	Saint Peter's	80 55	235	A	Manhattan	66 68								
236	H	Monmouth	85 76	157	A	Northeastern	50 61								
153	A	Iona	58 46	20	H	Harvard	58 65								

Non-Div I Games:

Siena

Average RPI Win:	245	WON-LOST	WINNING	LAST 10	STRENGTH OF	OPP. STRENGTH	TEAM	ADJ.	CONF.	ADJ CONF.
Average RPI Loss:	146	RECORD	PCT. RANK	GAMES	SCHEDULE	OF SCHEDULE	RPI	RPI	RPI	RPI
DIV. I ONLY	5- 13	281	2- 8	175	209	251	251	20	20	
DIV. I NON-CONF.	3- 6	230	0- 2	124	180	197	197	18	18	
TOTALS	RPI 1-25	RPI 26-50	W-L RECORDS	RPI 51-100	RPI 101-150	RPI 150+				
5- 13	0- 0	0- 2	OVERALL	0- 3	0- 3	5- 5				
1- 7	0- 0	0- 2	HOME	0- 0	0- 2	1- 3				
3- 5	0- 0	0- 0	AWAY	0- 2	0- 1	3- 2				
1- 1	0- 0	0- 0	NEUTRAL	0- 1	0- 0	1- 0				
3- 6	0- 0	0- 1	NON-CONFERENCE	0- 2	0- 2	3- 1				
1- 2	0- 0	0- 1	HOME	0- 0	0- 1	1- 0				
1- 3	0- 0	0- 0	AWAY	0- 1	0- 1	1- 1				
1- 1	0- 0	0- 0	NEUTRAL	0- 1	0- 0	1- 0				
2- 7	0- 0	0- 1	CONFERENCE	0- 1	0- 1	2- 4				
0- 5	0- 0	0- 1	HOME	0- 0	0- 1	0- 3				
2- 2	0- 0	0- 0	AWAY	0- 1	0- 0	2- 1				
0- 0	0- 0	0- 0	NEUTRAL	0- 0	0- 0	0- 0				

RPI S	Opponent	Score	RPI S	Opponent	Score	RPI S	Opponent	Score	RPI S	Opponent	Score	Team's RPI: 251
39	H North Carolina St.	31 74	57	A Little Rock	54 71	106	H Troy	57 73				
49	H UT Arlington	49 73	62	N Florida	33 85	129	A UCF	58 70				
			79	A Jacksonville	55 62	132	H Southern Miss.	48 57				
						184	A New Orleans	65 62				
						193	A UAB	41 66				
						202	H Texas St.	44 57				
						228	H Southern U.	55 48				
						262	A Ga. Southern	55 46				
						262	A Georgia St.	77 47				
						262	H Georgia St.	45 55				
						262	H Ga. Southern	45 53				
						291	N North Florida	62 55				
						323	A Arkansas St.	53 56				
LAST 12 Division I GAMES:												
262	H Ga. Southern	45 53	262	A Georgia St.	77 47							
262	H Georgia St.	45 55	262	A Ga. Southern	55 46							
57	A Little Rock	54 71	106	H Troy	57 73							
323	A Arkansas St.	53 56	193	A UAB	41 66							
202	H Texas St.	44 57	39	H North Carolina St.	31 74							
49	H UT Arlington	49 73	228	H Southern U.	55 48							

Non-Div I Games: Spring Hill 38 33 William Carey 62 39

South Ala.

■ Loss,
 ■ Non-Conf,
 ■ S Site,
 ■ Home
 ■ Away
 N Neutral

South Carolina

Through Games Of Jan. 29, 2017

Average RPI Win:	90	WON-LOST	WINNING	LAST 10	STRENGTH OF	OPP. STRENGTH	TEAM	ADJ.	CONF.	ADJ CONF.
Average RPI Loss:	10	RECORD	PCT. RANK	GAMES	SCHEDULE	OF SCHEDULE	RPI	RPI	RPI	RPI
DIV. I ONLY	18- 1	5	10- 0	7	2	2	2	2	2	2
DIV. I NON-CONF.	10- 1	16	4- 0	19	2	3	3	2	2	2
TOTALS	RPI 1-25	RPI 26-50	W-L RECORDS	RPI 51-100	RPI 101-150	RPI 150+				
18- 1	6- 1	2- 0	OVERALL	2- 0	6- 0	2- 0				
10- 0	2- 0	1- 0	HOME	1- 0	5- 0	1- 0				
7- 1	3- 1	1- 0	AWAY	1- 0	1- 0	1- 0				
1- 0	1- 0	0- 0	NEUTRAL	0- 0	0- 0	0- 0				
10- 1	3- 1	2- 0	NON-CONFERENCE	0- 0	3- 0	2- 0				
6- 0	1- 0	1- 0	HOME	0- 0	3- 0	1- 0				
3- 1	1- 1	1- 0	AWAY	0- 0	0- 0	1- 0				
1- 0	1- 0	0- 0	NEUTRAL	0- 0	0- 0	0- 0				
8- 0	3- 0	0- 0	CONFERENCE	2- 0	3- 0	0- 0				
4- 0	1- 0	0- 0	HOME	1- 0	2- 0	0- 0				
4- 0	2- 0	0- 0	AWAY	1- 0	1- 0	0- 0				
0- 0	0- 0	0- 0	NEUTRAL	0- 0	0- 0	0- 0				

RPI	S	Opponent	Score	RPI	S	Opponent	Score	RPI	S	Opponent	Score	RPI	S	Opponent	Score
4	H	Mississippi St.	64 61	31	A	Ohio St.	92 80	62	A	Florida	81 62	110	A	Georgia	62 44
9	H	UCLA	66 57	47	H	Minnesota	98 58	98	H	Ole Miss	65 46	110	H	Georgia	66 63
10	A	Duke	63 74									113	H	Hampton	92 38
11	N	Louisville	83 59									117	H	Maine	79 42
13	A	Texas	76 67									118	H	Alabama	93 45
23	A	Auburn	73 47									124	H	Clemson	83 61
25	A	LSU	84 61									290	H	Saint Peter's	93 38
												309	A	Savannah St.	70 30
LAST 12 Division I GAMES:															
110	A	Georgia	62 44	23	A	Auburn	73 47								
4	H	Mississippi St.	64 61	118	H	Alabama	93 45								
98	H	Ole Miss	65 46	309	A	Savannah St.	70 30								
25	A	LSU	84 61	9	H	UCLA	66 57								
110	H	Georgia	66 63	124	H	Clemson	83 61								
62	A	Florida	81 62	47	H	Minnesota	98 58								

Non-Div I Games:

South Carolina

Loss, Non-Conf, S Site, H Home A Away N Neutral

Average RPI Win:	304	WON-LOST	WINNING	LAST 10	STRENGTH OF	OPP. STRENGTH	TEAM	ADJ.	CONF.	ADJ CONF.
Average RPI Loss:	225	RECORD	PCT. RANK	GAMES	SCHEDULE	OF SCHEDULE	RPI	RPI	RPI	RPI
DIV. I ONLY	3- 13	317	2- 8	346	298	342	342	32	32	
DIV. I NON-CONF.	1- 8	314	0- 5	322	217	338	338	31	31	
TOTALS	RPI 1-25	RPI 26-50	W-L RECORDS	RPI 51-100	RPI 101-150	RPI 150+				
3- 13	0- 0	0- 0	OVERALL	0- 1	0- 3	3- 9				
1- 4	0- 0	0- 0	HOME	0- 0	0- 0	1- 4				
2- 8	0- 0	0- 0	AWAY	0- 1	0- 3	2- 4				
0- 1	0- 0	0- 0	NEUTRAL	0- 0	0- 0	0- 1				
1- 8	0- 0	0- 0	NON-CONFERENCE	0- 1	0- 2	1- 5				
0- 1	0- 0	0- 0	HOME	0- 0	0- 0	0- 1				
1- 6	0- 0	0- 0	AWAY	0- 1	0- 2	1- 3				
0- 1	0- 0	0- 0	NEUTRAL	0- 0	0- 0	0- 1				
2- 5	0- 0	0- 0	CONFERENCE	0- 0	0- 1	2- 4				
1- 3	0- 0	0- 0	HOME	0- 0	0- 0	1- 3				
1- 2	0- 0	0- 0	AWAY	0- 0	0- 1	1- 1				
0- 0	0- 0	0- 0	NEUTRAL	0- 0	0- 0	0- 0				

RPI 1-25				RPI 26-50				RPI 51-100				RPI 101+				Team's RPI: 342
RPI	S	Opponent	Score	RPI	S	Opponent	Score	RPI	S	Opponent	Score	RPI	S	Opponent	Score	
								72	A	North Carolina	49 82	110	A	Georgia	50 64	
												113	A	Hampton	46 80	
												124	A	Clemson	36 56	
												218	A	Wofford	65 66	
												231	N	Coastal Caro.	54 63	
												238	A	UMES	67 60	
												262	A	Ga. Southern	58 74	
												265	H	Bethune-Cookman	34 64	
												286	A	Charleston So.	62 67	
												294	H	USC Upstate	67 73	
												299	A	Coppin St.	54 70	
												309	H	Savannah St.	49 60	
												325	A	Winthrop	63 55	
												341	H	Delaware St.	70 72	
												348	H	Morgan St.	50 46	
LAST 12 Division I GAMES:																
238	A	UMES	67 60	299	A	Coppin St.	54 70									
113	A	Hampton	46 80	72	A	North Carolina	49 82									
348	H	Morgan St.	50 46	262	A	Ga. Southern	58 74									
341	H	Delaware St.	70 72	124	A	Clemson	36 56									
309	H	Savannah St.	49 60	231	N	Coastal Caro.	54 63									
265	H	Bethune-Cookman	34 64	294	H	USC Upstate	67 73									

Non-Div I Games: St. Andrews 72 35 Morris 85 57

South Carolina St.

Loss, Non-Conf, S Site, H Home A Away N Neutral

South Dakota

Through Games Of Jan. 29, 2017

Average RPI Win:	180	WON-LOST	WINNING	LAST 10	STRENGTH OF	OPP. STRENGTH	TEAM	ADJ.	CONF.	ADJ CONF.
Average RPI Loss:	147	RECORD	PCT. RANK	GAMES	SCHEDULE	OF SCHEDULE	RPI	RPI	RPI	RPI
DIV. I ONLY	16- 4	22	8- 2	184	147	63	63	11	11	
DIV. I NON-CONF.	9- 2	37	2- 0	122	185	36	36	9	9	
TOTALS	RPI 1-25	RPI 26-50	W-L RECORDS	RPI 51-100	RPI 101-150	RPI 150+				
16- 4	0- 0	1- 0	OVERALL	3- 1	2- 2	10- 1				
8- 1	0- 0	1- 0	HOME	2- 0	0- 1	5- 0				
5- 3	0- 0	0- 0	AWAY	0- 1	2- 1	3- 1				
3- 0	0- 0	0- 0	NEUTRAL	1- 0	0- 0	2- 0				
9- 2	0- 0	0- 0	NON-CONFERENCE	2- 1	1- 1	6- 0				
3- 0	0- 0	0- 0	HOME	1- 0	0- 0	2- 0				
3- 2	0- 0	0- 0	AWAY	0- 1	1- 1	2- 0				
3- 0	0- 0	0- 0	NEUTRAL	1- 0	0- 0	2- 0				
7- 2	0- 0	1- 0	CONFERENCE	1- 0	1- 1	4- 1				
5- 1	0- 0	1- 0	HOME	1- 0	0- 1	3- 0				
2- 1	0- 0	0- 0	AWAY	0- 0	1- 0	1- 1				
0- 0	0- 0	0- 0	NEUTRAL	0- 0	0- 0	0- 0				

RPI S	Opponent	Score	RPI S	Opponent	Score	RPI S	Opponent	Score	RPI S	Opponent	Score
			38 H	South Dakota St.	65 62	70 H	IUPUI	75 62	101 H	Western Ill.	78 86
						83 N	Northern Ill.	97 83	107 A	Arkansas	67 70
						85 H	SFA	80 74	135 A	Oral Roberts	69 47
						94 A	Wyoming	62 69	141 A	Tulsa	71 68
									166 A	Omaha	60 52
									170 A	UC Riverside	61 55
									180 H	Illinois	77 68
									194 H	San Jose St.	84 69
									197 N	Southern Ill.	68 57
									221 N	SIUE	75 68
									284 A	North Dakota St.	73 83
									284 H	North Dakota St.	80 48
									295 H	Denver	70 64
									297 A	CSU Bakersfield	75 60
									317 H	Fort Wayne	87 59
LAST 12 Division I GAMES:											
			101 H	Western Ill.	78 86	284 A	North Dakota St.	73 83			
			284 H	North Dakota St.	80 48	38 H	South Dakota St.	65 62			
			317 H	Fort Wayne	87 59	295 H	Denver	70 64			
			166 A	Omaha	60 52	197 N	Southern Ill.	68 57			
			135 A	Oral Roberts	69 47	83 N	Northern Ill.	97 83			
			70 H	IUPUI	75 62	194 H	San Jose St.	84 69			

Non-Div I Games: Concordia-St. Paul 83 58 Northwestern (IA) 100 57

South Dakota

Loss, Non-Conf, S Site, H Home A Away N Neutral

Average RPI Win:	174	WON-LOST	WINNING	LAST 10	STRENGTH OF	OPP. STRENGTH	TEAM	ADJ.	CONF.	ADJ CONF.
Average RPI Loss:	57	RECORD	PCT. RANK	GAMES	SCHEDULE	OF SCHEDULE	RPI	RPI	RPI	RPI
DIV. I ONLY	16- 5	35	8- 2	91	98	38	38	11	11	
DIV. I NON-CONF.	9- 3	63	2- 1	37	36	21	21	9	9	
TOTALS	RPI 1-25	RPI 26-50	W-L RECORDS	RPI 51-100	RPI 101-150	RPI 150+				
16- 5	0- 2	1- 1	OVERALL	4- 1	3- 0	8- 1				
8- 1	0- 0	1- 1	HOME	2- 0	1- 0	4- 0				
7- 4	0- 2	0- 0	AWAY	2- 1	2- 0	3- 1				
1- 0	0- 0	0- 0	NEUTRAL	0- 0	0- 0	1- 0				
9- 3	0- 2	1- 1	NON-CONFERENCE	3- 0	1- 0	4- 0				
4- 1	0- 0	1- 1	HOME	1- 0	0- 0	2- 0				
4- 2	0- 2	0- 0	AWAY	2- 0	1- 0	1- 0				
1- 0	0- 0	0- 0	NEUTRAL	0- 0	0- 0	1- 0				
7- 2	0- 0	0- 0	CONFERENCE	1- 1	2- 0	4- 1				
4- 0	0- 0	0- 0	HOME	1- 0	1- 0	2- 0				
3- 2	0- 0	0- 0	AWAY	0- 1	1- 0	2- 1				
0- 0	0- 0	0- 0	NEUTRAL	0- 0	0- 0	0- 0				

RPI 1-25				RPI 26-50				Team's RPI: 38	RPI 51-100				RPI 101+			
RPI	S	Opponent	Score	RPI	S	Opponent	Score		RPI	S	Opponent	Score	RPI	S	Opponent	Score
11	A	Louisville	30 83	28	H	Creighton	63 56		51	A	Iowa	66 64	101	H	Western Ill.	73 58
18	A	Oklahoma	60 74	29	H	Green Bay	43 67		58	A	UNI	61 50	135	A	Oral Roberts	78 57
									63	A	South Dakota	62 65	148	A	North Dakota	83 72
									70	H	IUPUI	68 49	166	A	Omaha	82 83
									75	H	George Washington	60 55	166	H	Omaha	76 64
													172	A	Wichita St.	78 58
													221	H	SIUE	82 49
													284	A	North Dakota St.	69 66
													295	A	Denver	72 63
													317	H	Fort Wayne	73 51
													322	H	Ark.-Pine Bluff	103 45
													333	N	Montana	84 43
LAST 12 Division I GAMES:																
166	A	Omaha	82 83	317	H	Fort Wayne	73 51		63	A	South Dakota	62 65				
101	H	Western Ill.	73 58	284	A	North Dakota St.	69 66		172	A	Wichita St.	78 58				
295	A	Denver	72 63	11	A	Louisville	30 83		75	H	George Washington	60 55				
135	A	Oral Roberts	78 57													
70	H	IUPUI	68 49													
166	H	Omaha	76 64													

Non-Div I Games:

South Dakota St.

Average RPI Win: 151		WON-LOST	WINNING	LAST 10	STRENGTH OF	OPP. STRENGTH	TEAM	ADJ.	CONF.	ADJ CONF.
Average RPI Loss: 30		RECORD	PCT. RANK	GAMES	SCHEDULE	OF SCHEDULE	RPI	RPI	RPI	RPI
DIV. I ONLY		17- 3	13	8- 2	66	50	24	24	5	5
DIV. I NON-CONF.		11- 2	24	3- 2	135	95	52	52	6	6
TOTALS		RPI 1-25	RPI 26-50		W-L RECORDS		RPI 51-100	RPI 101-150	RPI 150+	
17- 3	0- 2	2- 0		OVERALL		4- 1	4- 0	7- 0		
8- 1	0- 1	0- 0		HOME		2- 0	1- 0	5- 0		
5- 1	0- 1	2- 0		AWAY		0- 0	1- 0	2- 0		
4- 1	0- 0	0- 0		NEUTRAL		2- 1	2- 0	0- 0		
11- 2	0- 1	0- 0		NON-CONFERENCE		3- 1	2- 0	6- 0		
5- 1	0- 1	0- 0		HOME		1- 0	0- 0	4- 0		
2- 0	0- 0	0- 0		AWAY		0- 0	0- 0	2- 0		
4- 1	0- 0	0- 0		NEUTRAL		2- 1	2- 0	0- 0		
6- 1	0- 1	2- 0		CONFERENCE		1- 0	2- 0	1- 0		
3- 0	0- 0	0- 0		HOME		1- 0	1- 0	1- 0		
3- 1	0- 1	2- 0		AWAY		0- 0	1- 0	0- 0		
0- 0	0- 0	0- 0		NEUTRAL		0- 0	0- 0	0- 0		

RPI	S	Opponent	Score	RPI	S	Opponent	Score	RPI	S	Opponent	Score	RPI	S	Opponent	Score
1	A	UConn	37 102	30	A	Temple	55 51	72	N	North Carolina	83 55	108	A	SMU	52 51
11	H	Louisville	52 66	35	A	Tulane	62 53	78	N	Long Beach St.	68 73	110	N	Georgia	81 65
								79	H	Jacksonville	64 52	141	H	Tulsa	84 68
								90	N	UNLV	77 42	144	N	Santa Clara	63 54
								99	H	East Carolina	79 48	165	H	Stetson	74 60
												175	H	Memphis	79 49
												211	H	Saint Francis (PA)	129 80
												225	A	Butler	74 59
												264	H	FIU	91 41
												291	H	North Florida	78 42
												323	A	Arkansas St.	78 59
LAST 12 Division I GAMES:															
30	A	Temple	55 51	141	H	Tulsa	84 68								
108	A	SMU	52 51	35	A	Tulane	62 53								
11	H	Louisville	52 66	165	H	Stetson	74 60								
175	H	Memphis	79 49	90	N	UNLV	77 42								
99	H	East Carolina	79 48	144	N	Santa Clara	63 54								
1	A	UConn	37 102	78	N	Long Beach St.	68 73								

Non-Div I Games:

South Fla.

■ Loss,
 ■ Non-Conf, S Site,
 ■ Home
 ■ Away
 N Neutral

Average RPI Win:	281	WON-LOST	WINNING	LAST 10	STRENGTH OF	OPP. STRENGTH	TEAM	ADJ.	CONF.	ADJ CONF.
Average RPI Loss:	197	RECORD	PCT. RANK	GAMES	SCHEDULE	OF SCHEDULE	RPI	RPI	RPI	RPI
DIV. I ONLY	7- 13	255	4- 6	304	311	302	302	26	26	
DIV. I NON-CONF.	4- 7	224	1- 2	274	317	293	293	27	27	
TOTALS	RPI 1-25	RPI 26-50	W-L RECORDS	RPI 51-100	RPI 101-150	RPI 150+				
7- 13	0- 0	0- 0	OVERALL	0- 1	0- 2	7- 10				
3- 6	0- 0	0- 0	HOME	0- 0	0- 2	3- 4				
3- 6	0- 0	0- 0	AWAY	0- 1	0- 0	3- 5				
1- 1	0- 0	0- 0	NEUTRAL	0- 0	0- 0	1- 1				
4- 7	0- 0	0- 0	NON-CONFERENCE	0- 0	0- 2	4- 5				
2- 3	0- 0	0- 0	HOME	0- 0	0- 2	2- 1				
1- 3	0- 0	0- 0	AWAY	0- 0	0- 0	1- 3				
1- 1	0- 0	0- 0	NEUTRAL	0- 0	0- 0	1- 1				
3- 6	0- 0	0- 0	CONFERENCE	0- 1	0- 0	3- 5				
1- 3	0- 0	0- 0	HOME	0- 0	0- 0	1- 3				
2- 3	0- 0	0- 0	AWAY	0- 1	0- 0	2- 2				
0- 0	0- 0	0- 0	NEUTRAL	0- 0	0- 0	0- 0				

RPI S	Opponent	Score	RPI S	Opponent	Score	RPI S	Opponent	Score	RPI S	Opponent	Score	Team's RPI: 302
						80 A	Belmont	77 89	101 H	Western Ill.	87 100	
									119 H	Saint Louis	50 89	
									168 H	Cincinnati	75 83	
									175 A	Memphis	63 65	
									176 A	Xavier	48 54	
									196 N	Louisiana	78 82	
									197 A	Southern Ill.	70 77	
									221 A	SIUE	69 70	
									243 A	Tennessee St.	75 67	
									245 A	Austin Peay	74 84	
									254 H	Murray St.	79 70	
									255 A	UT Martin	82 79	
									266 H	Tennessee Tech	63 74	
									281 A	Evansville	76 74	
									287 H	Lipscomb	79 63	
									298 N	Alcorn	68 50	
									303 H	Eastern Ill.	62 71	
									319 H	Eastern Ky.	63 74	
									349 H	Alabama A&M	75 47	
LAST 12 Division I GAMES:												
245 A	Austin Peay	74 84	243 A	Tennessee St.	75 67							
254 H	Murray St.	79 70	319 H	Eastern Ky.	63 74							
303 H	Eastern Ill.	62 71	266 H	Tennessee Tech	63 74							
221 A	SIUE	69 70	349 H	Alabama A&M	75 47							
255 A	UT Martin	82 79	175 A	Memphis	63 65							
80 A	Belmont	77 89	197 A	Southern Ill.	70 77							

Non-Div I Games: Hannibal-La Grange 99 52 Stephens College 107 59

Southeast Mo. St.

Loss, Non-Conf, S Site, H Home A Away N Neutral

Average RPI Win:	306	WON-LOST	WINNING	LAST 10	STRENGTH OF	OPP. STRENGTH	TEAM	ADJ.	CONF.	ADJ CONF.
Average RPI Loss:	198	RECORD	PCT. RANK	GAMES	SCHEDULE	OF SCHEDULE	RPI	RPI	RPI	RPI
DIV. I ONLY	3- 16	323	2- 8	323	293	336	336	27	27	
DIV. I NON-CONF.	1- 9	323	0- 3	142	231	305	305	26	26	
TOTALS	RPI 1-25	RPI 26-50	W-L RECORDS	RPI 51-100	RPI 101-150	RPI 150+				
3- 16	0- 1	0- 0	OVERALL	0- 4	0- 2	3- 9				
2- 4	0- 0	0- 0	HOME	0- 0	0- 1	2- 3				
1- 12	0- 1	0- 0	AWAY	0- 4	0- 1	1- 6				
0- 0	0- 0	0- 0	NEUTRAL	0- 0	0- 0	0- 0				
1- 9	0- 1	0- 0	NON-CONFERENCE	0- 4	0- 0	1- 4				
1- 1	0- 0	0- 0	HOME	0- 0	0- 0	1- 1				
0- 8	0- 1	0- 0	AWAY	0- 4	0- 0	0- 3				
0- 0	0- 0	0- 0	NEUTRAL	0- 0	0- 0	0- 0				
2- 7	0- 0	0- 0	CONFERENCE	0- 0	0- 2	2- 5				
1- 3	0- 0	0- 0	HOME	0- 0	0- 1	1- 2				
1- 4	0- 0	0- 0	AWAY	0- 0	0- 1	1- 3				
0- 0	0- 0	0- 0	NEUTRAL	0- 0	0- 0	0- 0				

RPI 1-25				RPI 26-50				RPI 51-100				RPI 101+ Team's RPI: 336			
RPI	S	Opponent	Score	RPI	S	Opponent	Score	RPI	S	Opponent	Score	RPI	S	Opponent	Score
5	A	Baylor	38 109					62	A	Florida	51 102	122	H	Abilene Christian	57 82
								77	A	Colorado	54 112	147	A	Lamar University	68 86
								91	A	Colorado St.	31 77	167	A	Houston	80 83
								98	A	Ole Miss	31 81	196	A	Louisiana	77 86
												265	H	Bethune-Cookman	75 63
												271	H	McNeese	83 86
												277	H	Grambling	71 87
												288	A	A&M-Corpus Christi	61 77
												320	H	Northwestern St.	69 58
												334	A	Houston Baptist	87 71
												335	A	Incarnate Word	56 96
												335	H	Incarnate Word	76 85
												344	A	Jackson St.	66 83
												345	A	Sam Houston St.	61 68
LAST 12 Division I GAMES:															
345	A	Sam Houston St.	61 68	334	A	Houston Baptist	87 71								
320	H	Northwestern St.	69 58	335	H	Incarnate Word	76 85								
335	A	Incarnate Word	56 96	122	H	Abilene Christian	57 82								
271	H	McNeese	83 86	62	A	Florida	51 102								
288	A	A&M-Corpus Christi	61 77	277	H	Grambling	71 87								
147	A	Lamar University	68 86	196	A	Louisiana	77 86								

Non-Div I Games: Mobile 67 52

Southeastern La.

■ Loss,
 ■ Non-Conf, S Site,
 ■ Home
 ■ Away
 N Neutral

Average RPI Win:	165	WON-LOST	WINNING	LAST 10	STRENGTH OF	OPP. STRENGTH	TEAM	ADJ.	CONF.	ADJ CONF.
Average RPI Loss:	31	RECORD	PCT. RANK	GAMES	SCHEDULE	OF SCHEDULE	RPI	RPI	RPI	RPI
DIV. I ONLY	12- 9	134	3- 7	46	14	73	73	1	1	
DIV. I NON-CONF.	9- 2	37	1- 1	165	112	60	60	1	1	
TOTALS	RPI 1-25	RPI 26-50	W-L RECORDS	RPI 51-100	RPI 101-150	RPI 150+				
12- 9	1- 5	1- 1	OVERALL	2- 3	1- 0	7- 0				
7- 5	0- 3	1- 1	HOME	2- 1	1- 0	3- 0				
3- 4	1- 2	0- 0	AWAY	0- 2	0- 0	2- 0				
2- 0	0- 0	0- 0	NEUTRAL	0- 0	0- 0	2- 0				
9- 2	1- 1	0- 0	NON-CONFERENCE	1- 1	0- 0	7- 0				
4- 1	0- 1	0- 0	HOME	1- 0	0- 0	3- 0				
3- 1	1- 0	0- 0	AWAY	0- 1	0- 0	2- 0				
2- 0	0- 0	0- 0	NEUTRAL	0- 0	0- 0	2- 0				
3- 7	0- 4	1- 1	CONFERENCE	1- 2	1- 0	0- 0				
3- 4	0- 2	1- 1	HOME	1- 1	1- 0	0- 0				
0- 3	0- 2	0- 0	AWAY	0- 1	0- 0	0- 0				
0- 0	0- 0	0- 0	NEUTRAL	0- 0	0- 0	0- 0				

RPI	S	Opponent	Score	RPI	S	Opponent	Score	RPI	S	Opponent	Score	RPI	S	Opponent	Score
4	H	Mississippi St.	72 76	26	H	Arizona St.	65 50	55	H	Utah	53 58	120	H	Arizona	58 54
7	H	Oregon St.	60 74	37	H	Oregon	53 59	60	A	Washington St.	57 74	156	N	Missouri St.	89 67
9	A	UCLA	67 71					77	H	Colorado	79 54	170	H	UC Riverside	67 49
9	H	UCLA	59 74					78	H	Long Beach St.	82 74	216	H	Hawaii	76 44
12	A	Washington	67 77					90	A	UNLV	66 77	246	A	Sacramento St.	111 95
21	A	Texas A&M	66 62									258	N	Portland	67 54
												277	H	Grambling	75 64
												329	A	UC Irvine	83 45
LAST 12 Division I GAMES:															
26	H	Arizona St.	65 50	60	A	Washington St.	57 74								
120	H	Arizona	58 54	12	A	Washington	67 77								
9	A	UCLA	67 71	55	H	Utah	53 58								
9	H	UCLA	59 74	77	H	Colorado	79 54								
7	H	Oregon St.	60 74	329	A	UC Irvine	83 45								
37	H	Oregon	53 59	4	H	Mississippi St.	72 76								

Non-Div I Games:

Southern California

■ Loss,
 ■ Non-Conf, S Site,
 ■ Home
 ■ Away
 N Neutral

Average RPI Win:	238	WON-LOST	WINNING	LAST 10	STRENGTH OF	OPP. STRENGTH	TEAM	ADJ.	CONF.	ADJ CONF.
Average RPI Loss:	147	RECORD	PCT. RANK	GAMES	SCHEDULE	OF SCHEDULE	RPI	RPI	RPI	RPI
DIV. I ONLY	9- 10	188	4- 6	217	181	197	197	16	16	
DIV. I NON-CONF.	5- 5	165	2- 1	196	210	174	174	14	14	
TOTALS	RPI 1-25	RPI 26-50	W-L RECORDS	RPI 51-100	RPI 101-150	RPI 150+				
9- 10	0- 1	0- 1	OVERALL	1- 2	0- 0	8- 6				
5- 3	0- 0	0- 0	HOME	0- 0	0- 0	5- 3				
4- 6	0- 1	0- 1	AWAY	1- 1	0- 0	3- 3				
0- 1	0- 0	0- 0	NEUTRAL	0- 1	0- 0	0- 0				
5- 5	0- 1	0- 0	NON-CONFERENCE	1- 1	0- 0	4- 3				
3- 1	0- 0	0- 0	HOME	0- 0	0- 0	3- 1				
2- 3	0- 1	0- 0	AWAY	1- 0	0- 0	1- 2				
0- 1	0- 0	0- 0	NEUTRAL	0- 1	0- 0	0- 0				
4- 5	0- 0	0- 1	CONFERENCE	0- 1	0- 0	4- 3				
2- 2	0- 0	0- 0	HOME	0- 0	0- 0	2- 2				
2- 3	0- 0	0- 1	AWAY	0- 1	0- 0	2- 1				
0- 0	0- 0	0- 0	NEUTRAL	0- 0	0- 0	0- 0				

RPI 1-25				RPI 26-50				RPI 51-100				RPI 101+				Team's RPI: 197	
RPI	S	Opponent	Score	RPI	S	Opponent	Score	RPI	S	Opponent	Score	RPI	S	Opponent	Score		
18	A	Oklahoma	48 80	33	A	Drake	59 75	58	A	UNI	49 79	156	H	Missouri St.	60 78		
								63	N	South Dakota	57 68	172	H	Wichita St.	77 54		
								93	A	Purdue	64 61	175	H	Memphis	69 61		
												189	H	Indiana St.	53 68		
												193	H	UAB	49 64		
												221	A	SIUE	59 60		
												233	A	Bradley	66 57		
												254	H	Murray St.	70 63		
												255	A	UT Martin	68 76		
												281	A	Evansville	60 63		
												300	H	Loyola Chicago	73 57		
												302	H	Southeast Mo. St.	77 70		
												304	A	UMKC	77 69		
												313	A	Illinois St.	63 56		
LAST 12 Division I GAMES:																	
313	A	Illinois St.	63 56	58	A	UNI	49 79										
233	A	Bradley	66 57	189	H	Indiana St.	53 68										
281	A	Evansville	60 63	300	H	Loyola Chicago	73 57										
156	H	Missouri St.	60 78	63	N	South Dakota	57 68										
172	H	Wichita St.	77 54	304	A	UMKC	77 69										
33	A	Drake	59 75	175	H	Memphis	69 61										

Non-Div I Games: Brescia 104 35

Southern Ill.

■ Loss,
 ■ Non-Conf,
 ■ S Site,
 ■ Home
 ■ A Away
 N Neutral

Average RPI Win:	202	WON-LOST	WINNING	LAST 10	STRENGTH OF	OPP. STRENGTH	TEAM	ADJ.	CONF.	ADJ CONF.
Average RPI Loss:	123	RECORD	PCT. RANK	GAMES	SCHEDULE	OF SCHEDULE	RPI	RPI	RPI	RPI
DIV. I ONLY	12- 8	125	5- 5	160	125	132	132	15	15	
DIV. I NON-CONF.	7- 4	114	1- 2	185	173	142	142	17	17	
TOTALS	RPI 1-25	RPI 26-50	W-L RECORDS	RPI 51-100	RPI 101-150	RPI 150+				
12- 8	0- 1	0- 1	OVERALL	1- 2	2- 1	9- 3				
8- 2	0- 1	0- 0	HOME	1- 1	1- 0	6- 0				
3- 4	0- 0	0- 0	AWAY	0- 0	1- 0	2- 0				
1- 2	0- 0	0- 0	NEUTRAL	0- 1	0- 0	1- 1				
7- 4	0- 1	0- 1	NON-CONFERENCE	0- 1	0- 0	7- 1				
5- 1	0- 1	0- 0	HOME	0- 0	0- 0	5- 0				
1- 1	0- 0	0- 1	AWAY	0- 0	0- 0	1- 0				
1- 2	0- 0	0- 0	NEUTRAL	0- 1	0- 0	1- 1				
5- 4	0- 0	0- 0	CONFERENCE	1- 1	2- 1	2- 2				
3- 1	0- 0	0- 0	HOME	1- 1	1- 0	1- 0				
2- 3	0- 0	0- 0	AWAY	0- 0	1- 1	1- 2				
0- 0	0- 0	0- 0	NEUTRAL	0- 0	0- 0	0- 0				

RPI	S	Opponent	Score	RPI	S	Opponent	Score	RPI	S	Opponent	Score	RPI	S	Opponent	Score	Team's RPI: 132
4	H	Mississippi St.	50 72	35	A	Tulane	67 86	59	N	California	51 71	133	H	Old Dominion	84 69	
								76	H	Charlotte	61 78	149	A	Rice	68 76	
								81	H	Middle Tenn.	81 61	150	A	UTSA	69 68	
												169	A	Louisiana Tech	61 72	
												176	N	Xavier	73 59	
												184	H	New Orleans	78 53	
												193	H	UAB	64 59	
												196	H	Louisiana	71 49	
												212	H	Alabama St.	70 43	
												224	A	North Texas	62 75	
												251	A	South Ala.	57 48	
												267	H	Mississippi Val.	83 55	
												268	N	Northern Ky.	53 58	
												282	A	UTEP	79 68	
												298	H	Alcorn	99 56	
LAST 12 Division I GAMES:																
193	H	UAB	64 59	282	A	UTEP	79 68									
81	H	Middle Tenn.	81 61	150	A	UTSA	69 68									
149	A	Rice	68 76	169	A	Louisiana Tech	61 72									
224	A	North Texas	62 75	268	N	Northern Ky.	53 58									
76	H	Charlotte	61 78	176	N	Xavier	73 59									
133	H	Old Dominion	84 69	59	N	California	51 71									

Non-Div I Games: William Carey 92 39

Southern Miss.

■ Loss,
 ■ Non-Conf, S Site,
 ■ Home
 ■ Away
 N Neutral

Average RPI Win:	299	WON-LOST	WINNING	LAST 10	STRENGTH OF	OPP. STRENGTH	TEAM	ADJ.	CONF.	ADJ CONF.
Average RPI Loss:	132	RECORD	PCT. RANK	GAMES	SCHEDULE	OF SCHEDULE	RPI	RPI	RPI	RPI
DIV. I ONLY	7- 9	212	6- 4	291	257	228	228	30	30	
DIV. I NON-CONF.	1- 6	310	0- 3	48	16	219	219	30	30	
TOTALS	RPI 1-25	RPI 26-50	W-L RECORDS	RPI 51-100	RPI 101-150	RPI 150+				
7- 9	0- 2	0- 1	OVERALL	0- 2	0- 0	7- 4				
4- 1	0- 0	0- 0	HOME	0- 0	0- 0	4- 1				
3- 7	0- 0	0- 0	AWAY	0- 0	0- 0	3- 1				
0- 1	0- 1	0- 0	NEUTRAL	0- 0	0- 0	0- 0				
1- 6	0- 2	0- 1	NON-CONFERENCE	0- 2	0- 0	1- 1				
1- 0	0- 0	0- 0	HOME	0- 0	0- 0	1- 0				
0- 5	0- 1	0- 1	AWAY	0- 2	0- 0	0- 1				
0- 1	0- 1	0- 0	NEUTRAL	0- 0	0- 0	0- 0				
6- 3	0- 0	0- 0	CONFERENCE	0- 0	0- 0	6- 3				
3- 1	0- 0	0- 0	HOME	0- 0	0- 0	3- 1				
3- 2	0- 0	0- 0	AWAY	0- 0	0- 0	3- 2				
0- 0	0- 0	0- 0	NEUTRAL	0- 0	0- 0	0- 0				

RPI	S	Opponent	Score	RPI	S	Opponent	Score	RPI	S	Opponent	Score	RPI	S	Opponent	Score	Team's RPI: 228
9	A	UCLA	47 95	31	A	Ohio St.	73 108	65	A	Michigan St.	55 70	204	H	Texas Southern	71 77	
21	N	Texas A&M	58 81					99	A	East Carolina	55 62	212	A	Alabama St.	70 75	
												251	A	South Ala.	48 55	
												265	H	Bethune-Cookman	61 59	
												267	H	Mississippi Val.	51 44	
												270	H	Prairie View	86 72	
												277	A	Grambling	71 68	
												298	A	Alcorn	63 69	
												322	H	Ark.-Pine Bluff	67 50	
												344	A	Jackson St.	85 56	
												349	A	Alabama A&M	66 54	
LAST 12 Division I GAMES:																
298	A	Alcorn	63 69	277	A	Grambling	71 68									
212	A	Alabama St.	70 75	204	H	Texas Southern	71 77									
349	A	Alabama A&M	66 54	270	H	Prairie View	86 72									
267	H	Mississippi Val.	51 44	99	A	East Carolina	55 62									
322	H	Ark.-Pine Bluff	67 50	21	N	Texas A&M	58 81									
344	A	Jackson St.	85 56	251	A	South Ala.	48 55									

Non-Div I Games: Spring Hill 68 53

Southern U.

Southern Utah

Through Games Of Jan. 29, 2017

Average RPI Win:	266	WON-LOST	WINNING	LAST 10	STRENGTH OF	OPP. STRENGTH	TEAM	ADJ.	CONF.	ADJ CONF.
Average RPI Loss:	158	RECORD	PCT. RANK	GAMES	SCHEDULE	OF SCHEDULE	RPI	RPI	RPI	RPI
DIV. I ONLY	4- 15	310	1- 9	134	279	250	250	21	21	
DIV. I NON-CONF.	4- 6	209	2- 1	171	265	185	185	19	19	
TOTALS	RPI 1-25	RPI 26-50	W-L RECORDS	RPI 51-100	RPI 101-150	RPI 150+				
4- 15	0- 1	0- 0	OVERALL	0- 4	0- 3	4- 7				
0- 8	0- 0	0- 0	HOME	0- 1	0- 2	0- 5				
4- 7	0- 1	0- 0	AWAY	0- 3	0- 1	4- 2				
0- 0	0- 0	0- 0	NEUTRAL	0- 0	0- 0	0- 0				
4- 6	0- 1	0- 0	NON-CONFERENCE	0- 2	0- 1	4- 2				
0- 3	0- 0	0- 0	HOME	0- 0	0- 1	0- 2				
4- 3	0- 1	0- 0	AWAY	0- 2	0- 0	4- 0				
0- 0	0- 0	0- 0	NEUTRAL	0- 0	0- 0	0- 0				
0- 9	0- 0	0- 0	CONFERENCE	0- 2	0- 2	0- 5				
0- 5	0- 0	0- 0	HOME	0- 1	0- 1	0- 3				
0- 4	0- 0	0- 0	AWAY	0- 1	0- 1	0- 2				
0- 0	0- 0	0- 0	NEUTRAL	0- 0	0- 0	0- 0				

RPI 1-25				RPI 26-50				RPI 51-100				RPI 101+ Team's RPI: 250			
RPI	S	Opponent	Score	RPI	S	Opponent	Score	RPI	S	Opponent	Score	RPI	S	Opponent	Score
7	A	Oregon St.	38 77					55	A	Utah	43 69	120	H	Arizona	65 77
								94	A	Wyoming	48 68	148	A	North Dakota	70 75
								97	A	Northern Colo.	55 74	148	H	North Dakota	65 68
								97	H	Northern Colo.	53 83	154	H	Idaho	68 85
												155	H	Eastern Wash.	66 67
												214	A	CSUN	77 71
												215	H	Grand Canyon	73 76
												225	A	Utah St.	70 54
												229	A	Portland St.	74 81
												246	A	Sacramento St.	69 81
												276	H	Northern Ariz.	68 77
												297	A	CSU Bakersfield	65 59
												329	A	UC Irvine	70 58
												331	H	Utah Valley	64 70
LAST 12 Division I GAMES:															
				97	A	Northern Colo.	55 74	148	H	North Dakota	65 68				
				148	A	North Dakota	70 75	97	H	Northern Colo.	53 83				
				155	H	Eastern Wash.	66 67	276	H	Northern Ariz.	68 77				
				154	H	Idaho	68 85	214	A	CSUN	77 71				
				229	A	Portland St.	74 81	329	A	UC Irvine	70 58				
				246	A	Sacramento St.	69 81	215	H	Grand Canyon	73 76				

Non-Div I Games: Antelope Valley 89 76

Southern Utah

■ Loss,
 ■ Non-Conf,
 ■ S Site,
 ■ H Home
 ■ A Away
 N Neutral

St. Bonaventure

Through Games Of Jan. 29, 2017

Average RPI Win:	226	WON-LOST	WINNING	LAST 10	STRENGTH OF	OPP. STRENGTH	TEAM	ADJ.	CONF.	ADJ CONF.
Average RPI Loss:	145	RECORD	PCT. RANK	GAMES	SCHEDULE	OF SCHEDULE	RPI	RPI	RPI	RPI
DIV. I ONLY	9- 13	223	4- 6	192	161	223	223	12	12	
DIV. I NON-CONF.	5- 7	205	1- 1	180	208	205	205	13	13	
TOTALS	RPI 1-25	RPI 26-50	W-L RECORDS	RPI 51-100	RPI 101-150	RPI 150+				
9- 13	0- 0	0- 1	OVERALL	0- 2	2- 6	7- 4				
6- 4	0- 0	0- 1	HOME	0- 1	1- 1	5- 1				
1- 9	0- 0	0- 0	AWAY	0- 1	0- 5	1- 3				
2- 0	0- 0	0- 0	NEUTRAL	0- 0	1- 0	1- 0				
5- 7	0- 0	0- 1	NON-CONFERENCE	0- 1	1- 2	4- 3				
3- 2	0- 0	0- 1	HOME	0- 0	0- 0	3- 1				
0- 5	0- 0	0- 0	AWAY	0- 1	0- 2	0- 2				
2- 0	0- 0	0- 0	NEUTRAL	0- 0	1- 0	1- 0				
4- 6	0- 0	0- 0	CONFERENCE	0- 1	1- 4	3- 1				
3- 2	0- 0	0- 0	HOME	0- 1	1- 1	2- 0				
1- 4	0- 0	0- 0	AWAY	0- 0	0- 3	1- 1				
0- 0	0- 0	0- 0	NEUTRAL	0- 0	0- 0	0- 0				

RPI S	Opponent	Score	RPI S	Opponent	Score	RPI S	Opponent	Score	RPI S	Opponent	Score	Team's RPI: 223
45	H Bucknell	35 57	68	A Buffalo	47 68	103	A Toledo	50 74	112	H Duquesne	69 56	
			74	H Dayton	60 62	115	A Delaware	40 43	119	A Saint Louis	49 64	
						123	H Fordham	44 60	134	N Rider	60 47	
						137	A Saint Joseph's	53 70	146	A George Mason	49 52	
						171	H Albany (NY)	67 59	217	A Niagara	43 65	
						239	A Richmond	54 61	242	H Canisius	57 74	
						244	H Stony Brook	51 37	245	N Austin Peay	58 57	
						261	A Eastern Mich.	56 75	272	H Colgate	70 57	
						274	A Massachusetts	55 38	289	H Davidson	70 51	
						292	H Rhode Island	78 69				
LAST 12 Division I GAMES:												
137	A Saint Joseph's	53 70	239	A Richmond	54 61							
289	H Davidson	70 51	74	H Dayton	60 62							
112	H Duquesne	69 56	146	A George Mason	49 52							
274	A Massachusetts	55 38	292	H Rhode Island	78 69							
123	H Fordham	44 60	68	A Buffalo	47 68							
119	A Saint Louis	49 64	171	H Albany (NY)	67 59							

Non-Div I Games:

St. Bonaventure

■ Loss,
 ■ Non-Conf,
 ■ S Site,
 ■ H Home
 ■ A Away
 N Neutral

Average RPI Win: 291		WON-LOST	WINNING	LAST 10	STRENGTH OF	OPP. STRENGTH	TEAM	ADJ.	CONF.	ADJ CONF.
Average RPI Loss: 200		RECORD	PCT. RANK	GAMES	SCHEDULE	OF SCHEDULE	RPI	RPI	RPI	RPI
DIV. I ONLY		6- 14	269	4- 6	288	338	310	310	31	31
DIV. I NON-CONF.		2- 9	293	1- 2	192	248	311	311	32	32
TOTALS	RPI 1-25	RPI 26-50		W-L RECORDS		RPI 51-100	RPI 101-150	RPI 150+		
6- 14	0- 0	0- 1		OVERALL		0- 1	0- 1	6- 11		
3- 6	0- 0	0- 0		HOME		0- 0	0- 0	3- 6		
3- 7	0- 0	0- 1		AWAY		0- 1	0- 1	3- 4		
0- 1	0- 0	0- 0		NEUTRAL		0- 0	0- 0	0- 1		
2- 9	0- 0	0- 1		NON-CONFERENCE		0- 1	0- 1	2- 6		
2- 2	0- 0	0- 0		HOME		0- 0	0- 0	2- 2		
0- 6	0- 0	0- 1		AWAY		0- 1	0- 1	0- 3		
0- 1	0- 0	0- 0		NEUTRAL		0- 0	0- 0	0- 1		
4- 5	0- 0	0- 0		CONFERENCE		0- 0	0- 0	4- 5		
1- 4	0- 0	0- 0		HOME		0- 0	0- 0	1- 4		
3- 1	0- 0	0- 0		AWAY		0- 0	0- 0	3- 1		
0- 0	0- 0	0- 0		NEUTRAL		0- 0	0- 0	0- 0		

RPI 1-25				RPI 26-50				RPI 51-100				RPI 101+				Team's RPI: 310	
RPI	S	Opponent	Score	RPI	S	Opponent	Score	RPI	S	Opponent	Score	RPI	S	Opponent	Score		
				50	A	James Madison	57 83					134	A	Rider	60 77		
												153	A	Iona	46 62		
												161	A	Army West Point	46 69		
												161	N	Boston College	58 73		
												188	H	Sacred Heart	74 81		
												211	A	Saint Francis (PA)	62 79		
												235	H	Manhattan	52 55		
												236	H	Monmouth	87 78		
												240	A	Loyola Maryland	60 69		
												241	H	Howard	63 78		
												247	A	Robert Morris	56 49		
												278	H	Central Conn. St.	53 61		
												290	H	Saint Peter's	58 52		
												293	H	Bryant	63 47		
												330	H	Mt. St. Mary's	44 62		
												339	A	LIU Brooklyn	56 54		
												343	A	Fairleigh Dickinson	66 59		
												343	H	Fairleigh Dickinson	58 59		
LAST 12 Division I GAMES:																	
				343	H	Fairleigh Dickinson	58 59					247	A	Robert Morris	56 49		
				343	A	Fairleigh Dickinson	66 59					278	H	Central Conn. St.	53 61		
				330	H	Mt. St. Mary's	44 62					293	H	Bryant	63 47		
				188	H	Sacred Heart	74 81					134	A	Rider	60 77		
				339	A	LIU Brooklyn	56 54					153	A	Iona	46 62		
				211	A	Saint Francis (PA)	62 79					290	H	Saint Peter's	58 52		

Non-Div I Games:

St. Francis Brooklyn

Loss, Non-Conf, S Site, H Home A Away N Neutral

St. John's (NY)

Through Games Of Jan. 29, 2017

Average RPI Win:	162	WON-LOST	WINNING	LAST 10	STRENGTH OF	OPP. STRENGTH	TEAM	ADJ.	CONF.	ADJ CONF.
Average RPI Loss:	65	RECORD	PCT. RANK	GAMES	SCHEDULE	OF SCHEDULE	RPI	RPI	RPI	RPI
DIV. I ONLY	15- 7	81	7- 3	127	48	84	84	7	7	
DIV. I NON-CONF.	8- 3	67	1- 0	155	47	99	99	7	7	
TOTALS	RPI 1-25	RPI 26-50	W-L RECORDS	RPI 51-100	RPI 101-150	RPI 150+				
15- 7	0- 2	3- 2	OVERALL	1- 1	2- 1	9- 1				
9- 4	0- 2	2- 1	HOME	0- 0	0- 1	7- 0				
5- 2	0- 0	1- 0	AWAY	0- 1	2- 0	2- 1				
1- 1	0- 0	0- 1	NEUTRAL	1- 0	0- 0	0- 0				
8- 3	0- 1	1- 1	NON-CONFERENCE	1- 0	2- 1	4- 0				
5- 2	0- 1	1- 0	HOME	0- 0	0- 1	4- 0				
2- 0	0- 0	0- 0	AWAY	0- 0	2- 0	0- 0				
1- 1	0- 0	0- 1	NEUTRAL	1- 0	0- 0	0- 0				
7- 4	0- 1	2- 1	CONFERENCE	0- 1	0- 0	5- 1				
4- 2	0- 1	1- 1	HOME	0- 0	0- 0	3- 0				
3- 2	0- 0	1- 0	AWAY	0- 1	0- 0	2- 1				
0- 0	0- 0	0- 0	NEUTRAL	0- 0	0- 0	0- 0				

RPI 1-25				RPI 26-50				RPI 51-100				RPI 101+			
RPI	S	Opponent	Score	RPI	S	Opponent	Score	RPI	S	Opponent	Score	RPI	S	Opponent	Score
16	H	DePaul	66 78	26	N	Arizona St.	41 54	66	A	Villanova	50 55	112	H	Duquesne	65 71
22	H	Miami (FL)	50 62	28	H	Creighton	43 55	71	N	Virginia	66 55	123	A	Fordham	59 45
				40	H	Marquette	70 64					130	A	William & Mary	73 57
				42	A	Georgetown	71 66					152	H	Providence	60 50
				50	H	James Madison	74 63					171	H	Albany (NY)	54 36
												176	A	Xavier	65 48
												176	H	Xavier	64 55
												182	H	Rutgers	65 39
												185	A	Seton Hall	59 64
												225	A	Butler	62 41
												225	H	Butler	62 55
												324	H	Lafayette	64 46
												346	H	Wagner	62 34
LAST 12 Division I GAMES:															
176	H	Xavier	64 55	16	H	DePaul	66 78	40	H	Marquette	70 64				
225	H	Butler	62 55	225	A	Butler	62 41	176	A	Xavier	65 48				
152	H	Providence	60 50	28	H	Creighton	43 55	185	A	Seton Hall	59 64				
28	H	Creighton	43 55	66	A	Villanova	50 55	50	H	James Madison	74 63				
66	A	Villanova	50 55	42	A	Georgetown	71 66								

Non-Div I Games:

St. John's (NY)

■ Loss,
 ■ Non-Conf,
 ■ S Site,
 ■ H Home
 ■ A Away
 N Neutral

St. Mary's (CA)

Through Games Of Jan. 29, 2017

Average RPI Win:	188	WON-LOST	WINNING	LAST 10	STRENGTH OF	OPP. STRENGTH	TEAM	ADJ.	CONF.	ADJ CONF.
Average RPI Loss:	107	RECORD	PCT. RANK	GAMES	SCHEDULE	OF SCHEDULE	RPI	RPI	RPI	RPI
DIV. I ONLY	12- 9	134	7- 3	139	103	125	125	14	14	
DIV. I NON-CONF.	5- 6	186	1- 1	119	42	138	138	12	12	
TOTALS	RPI 1-25	RPI 26-50	W-L RECORDS	RPI 51-100	RPI 101-150	RPI 150+				
12- 9	0- 0	0- 0	OVERALL	1- 6	3- 1	8- 2				
5- 5	0- 0	0- 0	HOME	1- 4	2- 0	2- 1				
7- 4	0- 0	0- 0	AWAY	0- 2	1- 1	6- 1				
0- 0	0- 0	0- 0	NEUTRAL	0- 0	0- 0	0- 0				
5- 6	0- 0	0- 0	NON-CONFERENCE	1- 5	0- 0	4- 1				
1- 4	0- 0	0- 0	HOME	1- 3	0- 0	0- 1				
4- 2	0- 0	0- 0	AWAY	0- 2	0- 0	4- 0				
0- 0	0- 0	0- 0	NEUTRAL	0- 0	0- 0	0- 0				
7- 3	0- 0	0- 0	CONFERENCE	0- 1	3- 1	4- 1				
4- 1	0- 0	0- 0	HOME	0- 1	2- 0	2- 0				
3- 2	0- 0	0- 0	AWAY	0- 0	1- 1	2- 1				
0- 0	0- 0	0- 0	NEUTRAL	0- 0	0- 0	0- 0				

RPI 1-25			RPI 26-50			RPI 51-100			RPI 101+			Team's RPI: 125
RPI	S	Opponent	Score	RPI	S	Opponent	Score	RPI	S	Opponent	Score	
						55 H Utah	62 63	104 A BYU		65 70		
						59 H California	67 74	143 A San Francisco		64 62		
						60 A Washington St.	69 85	143 H San Francisco		75 72		
						64 H Boise St.	78 83	144 H Santa Clara		55 53		
						96 H Gonzaga	75 79	157 A Northeastern		77 53		
						97 H Northern Colo.	75 65	161 A Boston College		62 54		
						100 A UC Davis	66 68	194 A San Jose St.		85 64		
								198 A Pacific		63 54		
								200 H Loyola Marymount		74 59		
								212 A San Diego		71 73		
								214 H CSUN		61 73		
								249 A Cal Poly		79 71		
								258 H Portland		92 76		
								311 A Pepperdine		81 60		
LAST 12 Division I GAMES:												
144 H		Santa Clara	55 53	143 H		San Francisco	75 72					
143 A		San Francisco	64 62	104 A		BYU	65 70					
311 A		Pepperdine	81 60	212 A		San Diego	71 73					
198 A		Pacific	63 54	200 H		Loyola Marymount	74 59					
96 H		Gonzaga	75 79	214 H		CSUN	61 73					
258 H		Portland	92 76	97 H		Northern Colo.	75 65					

Non-Div I Games:

St. Mary's (CA)

■ Loss,
 ■ Non-Conf,
 ■ S Site,
 ■ H Home
 ■ A Away
 N Neutral

Average RPI Win:	107	WON-LOST	WINNING	LAST 10	STRENGTH OF	OPP. STRENGTH	TEAM	ADJ.	CONF.	ADJ CONF.
Average RPI Loss:	39	RECORD	PCT. RANK	GAMES	SCHEDULE	OF SCHEDULE	RPI	RPI	RPI	RPI
DIV. I ONLY	19- 3	12	9- 1	15	19	8	8	1	1	
DIV. I NON-CONF.	10- 2	33	2- 0	42	106	18	18	1	1	
TOTALS	RPI 1-25	RPI 26-50	W-L RECORDS	RPI 51-100	RPI 101-150	RPI 150+				
19- 3	2- 2	3- 0	OVERALL	6- 1	3- 0	5- 0				
8- 2	1- 1	2- 0	HOME	1- 1	2- 0	2- 0				
8- 1	1- 1	1- 0	AWAY	4- 0	1- 0	1- 0				
3- 0	0- 0	0- 0	NEUTRAL	1- 0	0- 0	2- 0				
10- 2	1- 1	0- 0	NON-CONFERENCE	3- 1	1- 0	5- 0				
5- 1	1- 0	0- 0	HOME	1- 1	1- 0	2- 0				
2- 1	0- 1	0- 0	AWAY	1- 0	0- 0	1- 0				
3- 0	0- 0	0- 0	NEUTRAL	1- 0	0- 0	2- 0				
9- 1	1- 1	3- 0	CONFERENCE	3- 0	2- 0	0- 0				
3- 1	0- 1	2- 0	HOME	0- 0	1- 0	0- 0				
6- 0	1- 0	1- 0	AWAY	3- 0	1- 0	0- 0				
0- 0	0- 0	0- 0	NEUTRAL	0- 0	0- 0	0- 0				

RPI	S	Opponent	Score	RPI	S	Opponent	Score	RPI	S	Opponent	Score	RPI	S	Opponent	Score
7	H	Oregon St.	69 72	26	A	Arizona St.	64 57	55	A	Utah	77 58	120	A	Arizona	77 55
12	A	Washington	72 68	26	H	Arizona St.	66 56	60	A	Washington St.	76 54	120	H	Arizona	73 46
13	H	Texas	71 59	37	H	Oregon	81 60	75	A	George Washington	71 52	136	H	Yale	102 44
15	A	Tennessee	51 59					77	A	Colorado	84 70	157	N	Northeastern	74 45
								93	N	Purdue	78 69	172	N	Wichita St.	87 39
								96	H	Gonzaga	63 68	214	H	CSUN	88 54
								100	H	UC Davis	68 42	249	H	Cal Poly	83 55
												297	A	CSU Bakersfield	77 56
LAST 12 Division I GAMES:															
12	A	Washington	72 68	7	H	Oregon St.	69 72								
60	A	Washington St.	76 54	37	H	Oregon	81 60								
26	H	Arizona St.	66 56	120	A	Arizona	77 55								
120	H	Arizona	73 46	26	A	Arizona St.	64 57								
77	A	Colorado	84 70	136	H	Yale	102 44								
55	A	Utah	77 58	75	A	George Washington	71 52								

Non-Div I Games:

Stanford

■ Loss,
 ■ Non-Conf,
 ■ S Site,
 ■ Home
 ■ Away
 N Neutral

Average RPI Win:	283	WON-LOST	WINNING	LAST 10	STRENGTH OF	OPP. STRENGTH	TEAM	ADJ.	CONF.	ADJ CONF.
Average RPI Loss:	113	RECORD	PCT. RANK	GAMES	SCHEDULE	OF SCHEDULE	RPI	RPI	RPI	RPI
DIV. I ONLY	13- 5	56	6- 3	319	263	165	165	24	24	
DIV. I NON-CONF.	8- 4	97	1- 3	288	288	158	158	24	24	
TOTALS	RPI 1-25	RPI 26-50	W-L RECORDS	RPI 51-100	RPI 101-150	RPI 150+				
13- 5	0- 1	0- 0	OVERALL	0- 1	0- 2	13- 1				
7- 2	0- 0	0- 0	HOME	0- 1	0- 0	7- 1				
4- 3	0- 1	0- 0	AWAY	0- 0	0- 2	4- 0				
2- 0	0- 0	0- 0	NEUTRAL	0- 0	0- 0	2- 0				
8- 4	0- 1	0- 0	NON-CONFERENCE	0- 0	0- 2	8- 1				
4- 1	0- 0	0- 0	HOME	0- 0	0- 0	4- 1				
2- 3	0- 1	0- 0	AWAY	0- 0	0- 2	2- 0				
2- 0	0- 0	0- 0	NEUTRAL	0- 0	0- 0	2- 0				
5- 1	0- 0	0- 0	CONFERENCE	0- 1	0- 0	5- 0				
3- 1	0- 0	0- 0	HOME	0- 1	0- 0	3- 0				
2- 0	0- 0	0- 0	AWAY	0- 0	0- 0	2- 0				
0- 0	0- 0	0- 0	NEUTRAL	0- 0	0- 0	0- 0				

RPI 1-25				RPI 26-50				RPI 51-100				RPI 101+ Team's RPI: 165			
RPI	S	Opponent	Score	RPI	S	Opponent	Score	RPI	S	Opponent	Score	RPI	S	Opponent	Score
24	A	South Fla.	60 74					87	H	FGCU	71 84	102	A	Chattanooga	55 66
												107	A	Arkansas	62 79
												221	H	SIUE	78 68
												243	H	Tennessee St.	50 56
												247	N	Robert Morris	68 60
												257	N	Weber St.	70 68
												265	H	Bethune-Cookman	63 60
												268	A	Northern Ky.	54 45
												287	A	Lipscomb	91 66
												291	H	North Florida	68 44
												294	H	USC Upstate	80 68
												296	A	Kennesaw St.	65 56
												303	H	Eastern Ill.	72 55
												305	H	NJIT	77 43
												318	A	High Point	81 47
												321	H	Valparaiso	87 75
LAST 12 Division I GAMES:															
291	H	North Florida	68 44	24	A	South Fla.	60 74	243	H	Tennessee St.	50 56	221	H	SIUE	78 68
305	H	NJIT	77 43	247	N	Robert Morris	68 60	257	N	Weber St.	70 68	265	H	Bethune-Cookman	63 60
294	H	USC Upstate	80 68	268	A	Northern Ky.	54 45	287	A	Lipscomb	91 66	291	H	North Florida	68 44
287	A	Lipscomb	91 66	296	A	Kennesaw St.	65 56	303	H	Eastern Ill.	72 55	294	H	USC Upstate	80 68
296	A	Kennesaw St.	65 56	305	H	NJIT	77 43	318	A	High Point	81 47	296	A	Kennesaw St.	65 56
87	H	FGCU	71 84	321	H	Valparaiso	87 75					303	H	Eastern Ill.	72 55
												305	H	NJIT	77 43
												318	A	High Point	81 47
												321	H	Valparaiso	87 75

Non-Div I Games: Webber Int'l 92 54 Palm Beach Atl. 89 50 Warner 100 34

Stetson

Stony Brook

Through Games Of Jan. 29, 2017

Average RPI Win:	231	WON-LOST	WINNING	LAST 10	STRENGTH OF	OPP. STRENGTH	TEAM	ADJ.	CONF.	ADJ CONF.
Average RPI Loss:	175	RECORD	PCT. RANK	GAMES	SCHEDULE	OF SCHEDULE	RPI	RPI	RPI	RPI
DIV. I ONLY	8- 12	224	4- 6	256	235	244	244	19	19	
DIV. I NON-CONF.	6- 6	165	3- 1	259	258	209	209	20	20	
TOTALS	RPI 1-25	RPI 26-50	W-L RECORDS	RPI 51-100	RPI 101-150	RPI 150+				
8- 12	0- 0	0- 1	OVERALL	1- 2	2- 1	5- 8				
5- 3	0- 0	0- 1	HOME	1- 0	2- 0	2- 2				
2- 8	0- 0	0- 0	AWAY	0- 1	0- 1	2- 6				
1- 1	0- 0	0- 0	NEUTRAL	0- 1	0- 0	1- 0				
6- 6	0- 0	0- 1	NON-CONFERENCE	1- 1	1- 0	4- 4				
3- 2	0- 0	0- 1	HOME	1- 0	1- 0	1- 1				
2- 3	0- 0	0- 0	AWAY	0- 0	0- 0	2- 3				
1- 1	0- 0	0- 0	NEUTRAL	0- 1	0- 0	1- 0				
2- 6	0- 0	0- 0	CONFERENCE	0- 1	1- 1	1- 4				
2- 1	0- 0	0- 0	HOME	0- 0	1- 0	1- 1				
0- 5	0- 0	0- 0	AWAY	0- 1	0- 1	0- 3				
0- 0	0- 0	0- 0	NEUTRAL	0- 0	0- 0	0- 0				

RPI 1-25			RPI 26-50			RPI 51-100			RPI 101+ Team's RPI: 244		
RPI	S	Opponent	Score	RPI	S	Opponent	Score	RPI	S	Opponent	Score
				34	H	Syracuse	60 78	53	N	Indiana	60 74
								82	H	Cornell	66 65
								88	A	New Hampshire	46 49
								117	H	Maine	55 41
								127	A	Hartford	52 65
								145	H	Columbia	55 53
								153	A	Iona	46 57
								171	A	Albany (NY)	54 64
								183	H	Binghamton	40 48
								186	H	Hofstra	64 67
								223	A	St. Bonaventure	37 51
								235	A	Manhattan	55 50
								260	A	UMBC	61 67
								278	A	Central Conn. St.	64 59
								279	A	Vermont	43 53
								304	H	UMKC	57 55
								338	H	UMass Lowell	83 53
								339	A	LIU Brooklyn	48 58
								347	N	Florida A&M	80 49
LAST 12 Division I GAMES:											
279	A	Vermont	43 53	171	A	Albany (NY)	54 64				
260	A	UMBC	61 67	88	A	New Hampshire	46 49				
183	H	Binghamton	40 48	304	H	UMKC	57 55				
127	A	Hartford	52 65	82	H	Cornell	66 65				
338	H	UMass Lowell	83 53	53	N	Indiana	60 74				
117	H	Maine	55 41	347	N	Florida A&M	80 49				

Non-Div I Games: Molloy 62 53

Stony Brook

 Loss,
 Non-Conf,
 S Site,
H Home
A Away
N Neutral

Syracuse

Through Games Of Jan. 29, 2017

Average RPI Win:	149	WON-LOST	WINNING	LAST 10	STRENGTH OF	OPP. STRENGTH	TEAM	ADJ.	CONF.	ADJ CONF.
Average RPI Loss:	30	RECORD	PCT. RANK	GAMES	SCHEDULE	OF SCHEDULE	RPI	RPI	RPI	RPI
DIV. I ONLY	15- 7	81	6- 4	35	38	34	34	3	3	
DIV. I NON-CONF.	9- 4	85	2- 1	132	56	85	85	4	4	
TOTALS	RPI 1-25	RPI 26-50	W-L RECORDS	RPI 51-100	RPI 101-150	RPI 150+				
15- 7	1- 4	2- 1	OVERALL	3- 2	2- 0	7- 0				
10- 0	1- 0	1- 0	HOME	2- 0	0- 0	6- 0				
3- 4	0- 2	1- 0	AWAY	0- 2	1- 0	1- 0				
2- 3	0- 2	0- 1	NEUTRAL	1- 0	1- 0	0- 0				
9- 4	0- 2	0- 1	NON-CONFERENCE	2- 1	1- 0	6- 0				
6- 0	0- 0	0- 0	HOME	1- 0	0- 0	5- 0				
1- 1	0- 0	0- 0	AWAY	0- 1	0- 0	1- 0				
2- 3	0- 2	0- 1	NEUTRAL	1- 0	1- 0	0- 0				
6- 3	1- 2	2- 0	CONFERENCE	1- 1	1- 0	1- 0				
4- 0	1- 0	1- 0	HOME	1- 0	0- 0	1- 0				
2- 3	0- 2	1- 0	AWAY	0- 1	1- 0	0- 0				
0- 0	0- 0	0- 0	NEUTRAL	0- 0	0- 0	0- 0				

RPI 1-25				RPI 26-50				Team's RPI: 34				RPI 51-100				RPI 101+			
RPI	S	Opponent	Score	RPI	S	Opponent	Score	RPI	S	Opponent	Score	RPI	S	Opponent	Score	RPI	S	Opponent	Score
6	A	Florida St.	58 77	31	N	Ohio St.	72 77	56	A	Georgia Tech	66 75	124	A	Clemson	88 62				
11	A	Louisville	76 91	39	H	North Carolina St.	85 75	65	H	Michigan St.	75 64	133	N	Old Dominion	92 66				
16	N	DePaul	84 108	43	A	Virginia Tech	82 72	69	A	Drexel	61 62	161	H	Boston College	79 52				
21	N	Texas A&M	84 105					71	H	Virginia	54 49	177	H	Siena	102 65				
22	H	Miami (FL)	81 48					75	N	George Washington	74 71	217	H	Niagara	109 60				
																244	A	Stony Brook	78 60
																278	H	Central Conn. St.	95 63
																292	H	Rhode Island	95 49
																299	H	Coppin St.	76 30

Average RPI Win:	228	WON-LOST	WINNING	LAST 10	STRENGTH OF	OPP. STRENGTH	TEAM	ADJ.	CONF.	ADJ CONF.
Average RPI Loss:	27	RECORD	PCT. RANK	GAMES	SCHEDULE	OF SCHEDULE	RPI	RPI	RPI	RPI
DIV. I ONLY	10- 11	183	2- 8	64	32	142	142	4	4	
DIV. I NON-CONF.	8- 3	67	2- 0	241	179	141	141	3	3	
TOTALS	RPI 1-25	RPI 26-50	W-L RECORDS	RPI 51-100	RPI 101-150	RPI 150+				
10- 11	0- 8	0- 1	OVERALL	1- 2	2- 0	7- 0				
10- 4	0- 2	0- 1	HOME	1- 1	2- 0	7- 0				
0- 7	0- 6	0- 0	AWAY	0- 1	0- 0	0- 0				
0- 0	0- 0	0- 0	NEUTRAL	0- 0	0- 0	0- 0				
8- 3	0- 3	0- 0	NON-CONFERENCE	0- 0	1- 0	7- 0				
8- 1	0- 1	0- 0	HOME	0- 0	1- 0	7- 0				
0- 2	0- 2	0- 0	AWAY	0- 0	0- 0	0- 0				
0- 0	0- 0	0- 0	NEUTRAL	0- 0	0- 0	0- 0				
2- 8	0- 5	0- 1	CONFERENCE	1- 2	1- 0	0- 0				
2- 3	0- 1	0- 1	HOME	1- 1	1- 0	0- 0				
0- 5	0- 4	0- 0	AWAY	0- 1	0- 0	0- 0				
0- 0	0- 0	0- 0	NEUTRAL	0- 0	0- 0	0- 0				

RPI 1-25				RPI 26-50				RPI 51-100				RPI 101+ Team's RPI: 142			
RPI	S	Opponent	Score	RPI	S	Opponent	Score	RPI	S	Opponent	Score	RPI	S	Opponent	Score
3	A	Notre Dame	59 92	44	H	Oklahoma St.	67 82	54	H	West Virginia	61 83	108	H	SMU	76 67
5	A	Baylor	54 77					86	A	Iowa St.	69 72	131	H	Kansas	83 68
13	A	Texas	54 83					86	H	Iowa St.	80 75	204	H	Texas Southern	77 48
13	H	Texas	69 77									225	H	Butler	73 47
17	A	Kansas St.	63 74									271	H	McNeese	74 70
18	A	Oklahoma	72 87									277	H	Grambling	83 47
21	H	Texas A&M	67 75									298	H	Alcorn	95 39
25	A	LSU	61 67									335	H	Incarnate Word	88 40
												345	H	Sam Houston St.	81 37
LAST 12 Division I GAMES:															
86	A	Iowa St.	69 72	13	A	Texas	54 83								
13	H	Texas	69 77	44	H	Oklahoma St.	67 82								
131	H	Kansas	83 68	18	A	Oklahoma	72 87								
17	A	Kansas St.	63 74	54	H	West Virginia	61 83								
86	H	Iowa St.	80 75	298	H	Alcorn	95 39								
5	A	Baylor	54 77	204	H	Texas Southern	77 48								

Non-Div I Games:

TCU

■ Loss,
 ■ Non-Conf, S Site,
 ■ Home
 ■ Away
 N Neutral

Average RPI Win:	145	WON-LOST	WINNING	LAST 10	STRENGTH OF	OPP. STRENGTH	TEAM	ADJ.	CONF.	ADJ CONF.
Average RPI Loss:	55	RECORD	PCT. RANK	GAMES	SCHEDULE	OF SCHEDULE	RPI	RPI	RPI	RPI
DIV. I ONLY	16- 4	22	9- 1	76	55	30	30	5	5	
DIV. I NON-CONF.	10- 3	54	5- 0	78	52	29	29	6	6	
TOTALS	RPI 1-25	RPI 26-50	W-L RECORDS	RPI 51-100	RPI 101-150	RPI 150+				
16- 4	1- 2	2- 0	OVERALL	2- 1	2- 1	9- 0				
8- 1	1- 1	2- 0	HOME	1- 0	0- 0	4- 0				
8- 2	0- 1	0- 0	AWAY	1- 0	2- 1	5- 0				
0- 1	0- 0	0- 0	NEUTRAL	0- 1	0- 0	0- 0				
10- 3	1- 1	1- 0	NON-CONFERENCE	1- 1	1- 1	6- 0				
5- 0	1- 0	1- 0	HOME	0- 0	0- 0	3- 0				
5- 2	0- 1	0- 0	AWAY	1- 0	1- 1	3- 0				
0- 1	0- 0	0- 0	NEUTRAL	0- 1	0- 0	0- 0				
6- 1	0- 1	1- 0	CONFERENCE	1- 0	1- 0	3- 0				
3- 1	0- 1	1- 0	HOME	1- 0	0- 0	1- 0				
3- 0	0- 0	0- 0	AWAY	0- 0	1- 0	2- 0				
0- 0	0- 0	0- 0	NEUTRAL	0- 0	0- 0	0- 0				

RPI 1-25				RPI 26-50				Team's RPI: 30	RPI 51-100				RPI 101+			
RPI	S	Opponent	Score	RPI	S	Opponent	Score		RPI	S	Opponent	Score	RPI	S	Opponent	Score
16	H	DePaul	84 74	35	H	Tulane	86 71		62	N	Florida	76 83	113	A	Hampton	65 71
20	A	Harvard	62 73	48	H	Quinnipiac	71 68		66	A	Villanova	83 48	137	A	Saint Joseph's	86 70
24	H	South Fla.	51 55						99	H	East Carolina	78 47	141	A	Tulsa	58 49
													151	A	Penn	63 53
													158	H	La Salle	86 70
													167	A	Houston	69 57
													175	A	Memphis	73 67
													175	H	Memphis	66 51
													182	A	Rutgers	48 37
													187	H	Fairfield	73 59
													279	H	Vermont	53 39
													296	A	Kennesaw St.	79 38
LAST 12 Division I GAMES:																
24	H	South Fla.	51 55	35	H	Tulane	86 71		62	N	Florida	76 83	113	A	Hampton	65 71
151	A	Penn	63 53	296	A	Kennesaw St.	79 38		66	A	Villanova	83 48	137	A	Saint Joseph's	86 70
175	H	Memphis	66 51	175	A	Memphis	73 67		99	H	East Carolina	78 47	141	A	Tulsa	58 49
167	A	Houston	69 57	187	H	Fairfield	73 59						151	A	Penn	63 53
141	A	Tulsa	58 49	182	A	Rutgers	48 37						158	H	La Salle	86 70
99	H	East Carolina	78 47	16	H	DePaul	84 74						167	A	Houston	69 57

Non-Div I Games:

Temple

Tennessee

Through Games Of Jan. 29, 2017

Average RPI Win:	108	WON-LOST	WINNING	LAST 10	STRENGTH OF	OPP. STRENGTH	TEAM	ADJ.	CONF.	ADJ CONF.
Average RPI Loss:	40	RECORD	PCT. RANK	GAMES	SCHEDULE	OF SCHEDULE	RPI	RPI	RPI	RPI
DIV. I ONLY	13- 7	100	7- 3	3	18	15	15	2	2	
DIV. I NON-CONF.	9- 4	85	5- 0	2	40	7	7	2	2	
TOTALS	RPI 1-25	RPI 26-50	W-L RECORDS	RPI 51-100	RPI 101-150	RPI 150+				
13- 7	3- 4	1- 1	OVERALL	1- 2	4- 0	4- 0				
9- 2	3- 2	0- 0	HOME	0- 0	3- 0	3- 0				
4- 5	0- 2	1- 1	AWAY	1- 2	1- 0	1- 0				
0- 0	0- 0	0- 0	NEUTRAL	0- 0	0- 0	0- 0				
9- 4	2- 2	1- 1	NON-CONFERENCE	0- 1	2- 0	4- 0				
7- 1	2- 1	0- 0	HOME	0- 0	2- 0	3- 0				
2- 3	0- 1	1- 1	AWAY	0- 1	0- 0	1- 0				
0- 0	0- 0	0- 0	NEUTRAL	0- 0	0- 0	0- 0				
4- 3	1- 2	0- 0	CONFERENCE	1- 1	2- 0	0- 0				
2- 1	1- 1	0- 0	HOME	0- 0	1- 0	0- 0				
2- 2	0- 1	0- 0	AWAY	1- 1	1- 0	0- 0				
0- 0	0- 0	0- 0	NEUTRAL	0- 0	0- 0	0- 0				

RPI	S	Opponent	Score
3	H	Notre Dame	71 69
4	H	Mississippi St.	64 74
5	H	Baylor	66 88
8	H	Stanford	59 51
13	A	Texas	67 72
14	H	Kentucky	72 65
23	A	Auburn	61 79

RPI	S	Opponent	Score
43	A	Virginia Tech	63 67
50	A	James Madison	81 69

RPI	S	Opponent	Score
62	A	Florida	84 75
92	A	Penn St.	56 70
98	A	Ole Miss	62 67

RPI	S	Opponent	Score
105	H	Navy	85 55
106	H	Troy	110 84
111	A	Vanderbilt	70 57
111	H	Vanderbilt	91 63
181	A	ETSU	83 58
195	H	Appalachian St.	92 66
220	H	UNCW	90 54
243	H	Tennessee St.	86 36

LAST 12 Division I GAMES:

62	A	Florida	84 75	111	A	Vanderbilt	70 57
111	H	Vanderbilt	91 63	14	H	Kentucky	72 65
23	A	Auburn	61 79	220	H	UNCW	90 54
3	H	Notre Dame	71 69	106	H	Troy	110 84
98	A	Ole Miss	62 67	8	H	Stanford	59 51
4	H	Mississippi St.	64 74	195	H	Appalachian St.	92 66

Non-Div I Games:

Tennessee

■ Loss,
 ■ Non-Conf, S Site,
 ■ Home
 ■ Away
 N Neutral

Average RPI Win:	250	WON-LOST	WINNING	LAST 10	STRENGTH OF	OPP. STRENGTH	TEAM	ADJ.	CONF.	ADJ CONF.
Average RPI Loss:	179	RECORD	PCT. RANK	GAMES	SCHEDULE	OF SCHEDULE	RPI	RPI	RPI	RPI
DIV. I ONLY	7- 11	230	4- 6	249	249	243	243	26	26	
DIV. I NON-CONF.	4- 5	198	2- 0	239	103	167	167	27	27	
TOTALS	RPI 1-25	RPI 26-50	W-L RECORDS	RPI 51-100	RPI 101-150	RPI 150+				
7- 11	0- 1	0- 1	OVERALL	0- 2	0- 0	7- 7				
4- 2	0- 0	0- 0	HOME	0- 1	0- 0	4- 1				
2- 8	0- 1	0- 1	AWAY	0- 1	0- 0	2- 5				
1- 1	0- 0	0- 0	NEUTRAL	0- 0	0- 0	1- 1				
4- 5	0- 1	0- 1	NON-CONFERENCE	0- 1	0- 0	4- 2				
1- 0	0- 0	0- 0	HOME	0- 0	0- 0	1- 0				
2- 4	0- 1	0- 1	AWAY	0- 1	0- 0	2- 1				
1- 1	0- 0	0- 0	NEUTRAL	0- 0	0- 0	1- 1				
3- 6	0- 0	0- 0	CONFERENCE	0- 1	0- 0	3- 5				
3- 2	0- 0	0- 0	HOME	0- 1	0- 0	3- 1				
0- 4	0- 0	0- 0	AWAY	0- 0	0- 0	0- 4				
0- 0	0- 0	0- 0	NEUTRAL	0- 0	0- 0	0- 0				

RPI 1-25				RPI 26-50				RPI 51-100				RPI 101+ Team's RPI: 243			
RPI	S	Opponent	Score	RPI	S	Opponent	Score	RPI	S	Opponent	Score	RPI	S	Opponent	Score
15	A	Tennessee	36 86	44	A	Oklahoma St.	48 86	80	H	Belmont	60 70	165	A	Stetson	56 50
								90	A	UNLV	48 69	176	A	Xavier	54 63
												201	N	Wisconsin	70 80
												205	H	Morehead St.	69 66
												221	A	SIUE	52 73
												253	H	Jacksonville St.	64 51
												254	A	Murray St.	72 80
												255	H	UT Martin	85 80
												265	N	Bethune-Cookman	69 60
												266	A	Tennessee Tech	59 64
												287	A	Lipscomb	77 71
												302	H	Southeast Mo. St.	67 75
												319	A	Eastern Ky.	62 66
												323	H	Arkansas St.	76 66
LAST 12 Division I GAMES:															
80	H	Belmont	60 70	255	H	UT Martin	85 80								
221	A	SIUE	52 73	302	H	Southeast Mo. St.	67 75								
253	H	Jacksonville St.	64 51	254	A	Murray St.	72 80								
266	A	Tennessee Tech	59 64	165	A	Stetson	56 50								
319	A	Eastern Ky.	62 66	265	N	Bethune-Cookman	69 60								
205	H	Morehead St.	69 66	287	A	Lipscomb	77 71								

Non-Div I Games: Fisk 97 41

Tennessee St.

Tennessee Tech

Through Games Of Jan. 29, 2017

Average RPI Win:	281	WON-LOST	WINNING	LAST 10	STRENGTH OF	OPP. STRENGTH	TEAM	ADJ.	CONF.	ADJ CONF.
Average RPI Loss:	171	RECORD	PCT. RANK	GAMES	SCHEDULE	OF SCHEDULE	RPI	RPI	RPI	RPI
DIV. I ONLY	7- 14	258	5- 5	194	314	266	266	26	26	
DIV. I NON-CONF.	2- 10	305	0- 3	214	270	309	309	27	27	
TOTALS	RPI 1-25	RPI 26-50	W-L RECORDS	RPI 51-100	RPI 101-150	RPI 150+				
7- 14	0- 0	0- 0	OVERALL	0- 3	0- 3	7- 8				
5- 5	0- 0	0- 0	HOME	0- 1	0- 1	5- 3				
2- 9	0- 0	0- 0	AWAY	0- 2	0- 2	2- 5				
0- 0	0- 0	0- 0	NEUTRAL	0- 0	0- 0	0- 0				
2- 10	0- 0	0- 0	NON-CONFERENCE	0- 2	0- 3	2- 5				
1- 4	0- 0	0- 0	HOME	0- 1	0- 1	1- 2				
1- 6	0- 0	0- 0	AWAY	0- 1	0- 2	1- 3				
0- 0	0- 0	0- 0	NEUTRAL	0- 0	0- 0	0- 0				
5- 4	0- 0	0- 0	CONFERENCE	0- 1	0- 0	5- 3				
4- 1	0- 0	0- 0	HOME	0- 0	0- 0	4- 1				
1- 3	0- 0	0- 0	AWAY	0- 1	0- 0	1- 2				
0- 0	0- 0	0- 0	NEUTRAL	0- 0	0- 0	0- 0				

RPI 1-25			RPI 26-50			RPI 51-100			RPI 101+ Team's RPI: 266		
RPI	S	Opponent	Score	RPI	S	Opponent	Score	RPI	S	Opponent	Score
								70	A	IUPUI	63 77
								80	A	Belmont	75 89
								81	H	Middle Tenn.	62 73
								109	A	Radford	46 79
								111	A	Vanderbilt	57 89
								140	H	Wright St.	54 65
								168	A	Cincinnati	38 60
								181	H	ETSU	76 82
								205	A	Morehead St.	65 79
								221	A	SIUE	49 60
								222	A	UNC Asheville	65 77
								243	H	Tennessee St.	64 59
								245	H	Austin Peay	84 87
								253	H	Jacksonville St.	56 54
								254	H	Murray St.	72 54
								268	H	Northern Ky.	55 40
								273	H	UNCG	59 65
								287	A	Lipscomb	69 71
								302	A	Southeast Mo. St.	74 63
								319	H	Eastern Ky.	53 51
								325	A	Winthrop	73 50
LAST 12 Division I GAMES:											
319	H	Eastern Ky.	53 51	245	H	Austin Peay	84 87				
205	A	Morehead St.	65 79	221	A	SIUE	49 60				
80	A	Belmont	75 89	302	A	Southeast Mo. St.	74 63				
243	H	Tennessee St.	64 59	287	A	Lipscomb	69 71				
253	H	Jacksonville St.	56 54	111	A	Vanderbilt	57 89				
254	H	Murray St.	72 54	70	A	IUPUI	63 77				

Non-Div I Games: Tenn. Wesleyan 54 41

Tennessee Tech

Loss, Non-Conf, S Site, H Home A Away N Neutral

Average RPI Win:	126	WON-LOST	WINNING	LAST 10	STRENGTH OF	OPP. STRENGTH	TEAM	ADJ.	CONF.	ADJ CONF.
Average RPI Loss:	4	RECORD	PCT. RANK	GAMES	SCHEDULE	OF SCHEDULE	RPI	RPI	RPI	RPI
DIV. I ONLY	16- 4	22	10- 0	12	5	13	13	4	4	
DIV. I NON-CONF.	6- 4	126	2- 0	9	25	55	55	3	3	
TOTALS	RPI 1-25	RPI 26-50	W-L RECORDS	RPI 51-100	RPI 101-150	RPI 150+				
16- 4	2- 4	3- 0	OVERALL	3- 0	4- 0	4- 0				
11- 1	2- 1	2- 0	HOME	1- 0	2- 0	4- 0				
5- 2	0- 2	1- 0	AWAY	2- 0	2- 0	0- 0				
0- 1	0- 1	0- 0	NEUTRAL	0- 0	0- 0	0- 0				
6- 4	1- 4	0- 0	NON-CONFERENCE	0- 0	1- 0	4- 0				
6- 1	1- 1	0- 0	HOME	0- 0	1- 0	4- 0				
0- 2	0- 2	0- 0	AWAY	0- 0	0- 0	0- 0				
0- 1	0- 1	0- 0	NEUTRAL	0- 0	0- 0	0- 0				
10- 0	1- 0	3- 0	CONFERENCE	3- 0	3- 0	0- 0				
5- 0	1- 0	2- 0	HOME	1- 0	1- 0	0- 0				
5- 0	0- 0	1- 0	AWAY	2- 0	2- 0	0- 0				
0- 0	0- 0	0- 0	NEUTRAL	0- 0	0- 0	0- 0				

RPI	S	Opponent	Score	RPI	S	Opponent	Score	RPI	S	Opponent	Score	RPI	S	Opponent	Score
1	N	UConn	54 72	44	H	Oklahoma St.	66 35	54	A	West Virginia	73 63	131	A	Kansas	66 54
2	H	South Carolina	67 76	46	A	Texas Tech	77 57	54	H	West Virginia	69 54	142	A	TCU	77 69
4	A	Mississippi St.	68 79	46	H	Texas Tech	67 47	86	A	Iowa St.	75 68	142	H	TCU	83 54
8	A	Stanford	59 71									150	H	UTSA	76 43
15	H	Tennessee	72 67									184	H	New Orleans	80 48
18	H	Oklahoma	86 68									256	H	UTRGV	85 61
												320	H	Northwestern St.	86 39
												334	H	Houston Baptist	98 46
LAST 12 Division I GAMES:															
54	H	West Virginia	69 54	142	H	TCU	83 54								
142	A	TCU	77 69	131	A	Kansas	66 54								
46	A	Texas Tech	77 57	86	A	Iowa St.	75 68								
18	H	Oklahoma	86 68	46	H	Texas Tech	67 47								
54	A	West Virginia	73 63	184	H	New Orleans	80 48								
44	H	Oklahoma St.	66 35	150	H	UTSA	76 43								

Non-Div I Games:

Texas

Average RPI Win:	114	WON-LOST	WINNING	LAST 10	STRENGTH OF	OPP. STRENGTH	TEAM	ADJ.	CONF.	ADJ CONF.
Average RPI Loss:	68	RECORD	PCT. RANK	GAMES	SCHEDULE	OF SCHEDULE	RPI	RPI	RPI	RPI
DIV. I ONLY	15- 6	61	7- 3	24	30	21	21	2	2	
DIV. I NON-CONF.	10- 3	54	3- 1	40	77	34	34	2	2	
TOTALS	RPI 1-25	RPI 26-50	W-L RECORDS	RPI 51-100	RPI 101-150	RPI 150+				
15- 6	2- 1	2- 1	OVERALL	3- 2	5- 2	3- 0				
9- 1	1- 0	1- 0	HOME	1- 1	4- 0	2- 0				
4- 4	1- 1	0- 1	AWAY	2- 0	1- 2	0- 0				
2- 1	0- 0	1- 0	NEUTRAL	0- 1	0- 0	1- 0				
10- 3	0- 0	2- 0	NON-CONFERENCE	2- 2	3- 1	3- 0				
6- 1	0- 0	1- 0	HOME	1- 1	2- 0	2- 0				
2- 1	0- 0	0- 0	AWAY	1- 0	1- 1	0- 0				
2- 1	0- 0	1- 0	NEUTRAL	0- 1	0- 0	1- 0				
5- 3	2- 1	0- 1	CONFERENCE	1- 0	2- 1	0- 0				
3- 0	1- 0	0- 0	HOME	0- 0	2- 0	0- 0				
2- 3	1- 1	0- 1	AWAY	1- 0	0- 1	0- 0				
0- 0	0- 0	0- 0	NEUTRAL	0- 0	0- 0	0- 0				

RPI	S	Opponent	Score	RPI	S	Opponent	Score	RPI	S	Opponent	Score	RPI	S	Opponent	Score
4	A	Mississippi St.	61 71	34	N	Syracuse	105 84	57	A	Little Rock	55 37	107	H	Arkansas	90 65
14	A	Kentucky	77 68	36	A	Missouri	76 78	62	A	Florida	67 59	108	A	SMU	53 54
25	H	LSU	54 52	46	H	Texas Tech	98 90	73	H	Southern California	62 66	110	A	Georgia	59 69
								74	N	Dayton	57 74	111	H	Vanderbilt	77 72
								85	H	SFA	63 48	121	H	Central Ark.	74 49
												122	H	Abilene Christian	71 45
												142	A	TCU	75 67
												228	N	Southern U.	81 58
												270	H	Prairie View	90 62
												288	H	A&M-Corpus Christi	84 55
LAST 12 Division I GAMES:															
4	A	Mississippi St.	61 71	110	A	Georgia	59 69								
25	H	LSU	54 52	111	H	Vanderbilt	77 72								
36	A	Missouri	76 78	270	H	Prairie View	90 62								
62	A	Florida	67 59	34	N	Syracuse	105 84								
107	H	Arkansas	90 65	74	N	Dayton	57 74								
14	A	Kentucky	77 68	228	N	Southern U.	81 58								

Non-Div I Games:

Texas A&M

Team Record				Through Games Of Jan. 19, 1917						
Average RPI Win:	270	WON-LOST	WINNING	LAST 10	STRENGTH OF	OPP. STRENGTH	TEAM	ADJ.	CONF.	ADJ CONF.
Average RPI Loss:	209	RECORD	PCT. RANK	GAMES	SCHEDULE	OF SCHEDULE	RPI	RPI	RPI	RPI
DIV. I ONLY	11- 7	123	7- 3	342	296	204	204	30	30	
DIV. I NON-CONF.	5- 5	165	1- 3	335	211	210	210	30	30	
TOTALS	RPI 1-25	RPI 26-50	W-L RECORDS	RPI 51-100	RPI 101-150	RPI 150+				
11- 7	0- 0	0- 0	OVERALL	0- 0	0- 3	11- 4				
3- 1	0- 0	0- 0	HOME	0- 0	0- 1	3- 0				
7- 6	0- 0	0- 0	AWAY	0- 0	0- 2	7- 4				
1- 0	0- 0	0- 0	NEUTRAL	0- 0	0- 0	1- 0				
5- 5	0- 0	0- 0	NON-CONFERENCE	0- 0	0- 3	5- 2				
0- 1	0- 0	0- 0	HOME	0- 0	0- 1	0- 0				
4- 4	0- 0	0- 0	AWAY	0- 0	0- 2	4- 2				
1- 0	0- 0	0- 0	NEUTRAL	0- 0	0- 0	1- 0				
6- 2	0- 0	0- 0	CONFERENCE	0- 0	0- 0	6- 2				
3- 0	0- 0	0- 0	HOME	0- 0	0- 0	3- 0				
3- 2	0- 0	0- 0	AWAY	0- 0	0- 0	3- 2				
0- 0	0- 0	0- 0	NEUTRAL	0- 0	0- 0	0- 0				

RPI 1-25				RPI 26-50				RPI 51-100				RPI 101+				Team's RPI: 204	
RPI	S	Opponent	Score	RPI	S	Opponent	Score	RPI	S	Opponent	Score	RPI	S	Opponent	Score		
												108	A	SMU	36	61	
												142	A	TCU	48	77	
												149	H	Rice	49	52	
												184	A	New Orleans	57	63	
												202	A	Texas St.	66	53	
												212	H	Alabama St.	52	48	
												228	A	Southern U.	77	71	
												259	N	Presbyterian	74	62	
												264	A	FIU	70	62	
												267	A	Mississippi Val.	74	75	
												270	A	Prairie View	70	62	
												277	H	Grambling	69	61	
												282	A	UTEP	89	68	
												288	A	A&M-Corpus Christi	61	64	
												298	A	Alcorn	57	53	
												322	A	Ark.-Pine Bluff	45	49	
												334	A	Houston Baptist	50	34	
												344	H	Jackson St.	62	52	
LAST 12 Division I GAMES:																	
				212	H	Alabama St.	52 48	228	A	Southern U.	77 71						
				267	A	Mississippi Val.	74 75	298	A	Alcorn	57 53						
				322	A	Ark.-Pine Bluff	45 49	264	A	FIU	70 62						
				344	H	Jackson St.	62 52	108	A	SMU	36 61						
				277	H	Grambling	69 61	142	A	TCU	48 77						
				270	A	Prairie View	70 62	149	H	Rice	49 52						

Non-Div I Games:	P.R.-Bayamon	64	58
------------------	--------------	----	----

Texas Southern

Loss, Non-Conf, S Site, H Home A Away N Neutral

Average RPI Win:	256	WON-LOST	WINNING	LAST 10	STRENGTH OF	OPP. STRENGTH	TEAM	ADJ.	CONF.	ADJ CONF.
Average RPI Loss:	146	RECORD	PCT. RANK	GAMES	SCHEDULE	OF SCHEDULE	RPI	RPI	RPI	RPI
DIV. I ONLY	10- 9	152	6- 4	272	240	202	202	20	20	
DIV. I NON-CONF.	5- 5	165	2- 1	305	236	211	211	18	18	
TOTALS	RPI 1-25	RPI 26-50	W-L RECORDS	RPI 51-100	RPI 101-150	RPI 150+				
10- 9	0- 1	0- 1	OVERALL	0- 0	0- 3	10- 4				
6- 3	0- 0	0- 1	HOME	0- 0	0- 0	6- 2				
4- 6	0- 1	0- 0	AWAY	0- 0	0- 3	4- 2				
0- 0	0- 0	0- 0	NEUTRAL	0- 0	0- 0	0- 0				
5- 5	0- 1	0- 0	NON-CONFERENCE	0- 0	0- 2	5- 2				
3- 1	0- 0	0- 0	HOME	0- 0	0- 0	3- 1				
2- 4	0- 1	0- 0	AWAY	0- 0	0- 2	2- 1				
0- 0	0- 0	0- 0	NEUTRAL	0- 0	0- 0	0- 0				
5- 4	0- 0	0- 1	CONFERENCE	0- 0	0- 1	5- 2				
3- 2	0- 0	0- 1	HOME	0- 0	0- 0	3- 1				
2- 2	0- 0	0- 0	AWAY	0- 0	0- 1	2- 1				
0- 0	0- 0	0- 0	NEUTRAL	0- 0	0- 0	0- 0				

RPI 1-25				RPI 26-50				RPI 51-100				RPI 101+ Team's RPI: 202			
RPI	S	Opponent	Score	RPI	S	Opponent	Score	RPI	S	Opponent	Score	RPI	S	Opponent	Score
5	A	Baylor	24 90	49	H	UT Arlington	39 61					106	A	Troy	54 65
												108	A	SMU	56 64
												150	A	UTSA	47 72
												167	A	Houston	61 56
												195	A	Appalachian St.	53 37
												195	H	Appalachian St.	64 66
												196	H	Louisiana	62 40
												204	H	Texas Southern	53 66
												224	A	North Texas	59 58
												231	A	Coastal Caro.	48 64
												231	H	Coastal Caro.	83 62
												251	A	South Ala.	57 44
												270	A	Prairie View	60 64
												288	H	A&M-Corpus Christi	57 50
												328	H	La.-Monroe	63 50
												335	H	Incarnate Word	67 50
												345	H	Sam Houston St.	69 46
LAST 12 Division I GAMES:															
231	A	Coastal Caro.	48 64	49	H	UT Arlington	39 61								
195	A	Appalachian St.	53 37	195	H	Appalachian St.	64 66								
196	H	Louisiana	62 40	231	H	Coastal Caro.	83 62								
328	H	La.-Monroe	63 50	224	A	North Texas	59 58								
251	A	South Ala.	57 44	345	H	Sam Houston St.	69 46								
106	A	Troy	54 65	270	A	Prairie View	60 64								

Non-Div I Games: St. Edward's 51 65

Texas St.

Loss, Non-Conf, S Site, H Home A Away N Neutral

Average RPI Win:	136	WON-LOST	WINNING	LAST 10	STRENGTH OF	OPP. STRENGTH	TEAM	ADJ.	CONF.	ADJ CONF.
Average RPI Loss:	44	RECORD	PCT. RANK	GAMES	SCHEDULE	OF SCHEDULE	RPI	RPI	RPI	RPI
DIV. I ONLY	11- 9	142	4- 6	13	26	46	46	4	4	
DIV. I NON-CONF.	8- 3	67	3- 0	28	124	27	27	3	3	
TOTALS	RPI 1-25	RPI 26-50	W-L RECORDS	RPI 51-100	RPI 101-150	RPI 150+				
11- 9	0- 6	2- 0	OVERALL	2- 1	4- 2	3- 0				
10- 1	0- 1	2- 0	HOME	2- 0	3- 0	3- 0				
0- 8	0- 5	0- 0	AWAY	0- 1	0- 2	0- 0				
1- 0	0- 0	0- 0	NEUTRAL	0- 0	1- 0	0- 0				
8- 3	0- 2	1- 0	NON-CONFERENCE	0- 0	4- 1	3- 0				
7- 0	0- 0	1- 0	HOME	0- 0	3- 0	3- 0				
0- 3	0- 2	0- 0	AWAY	0- 0	0- 1	0- 0				
1- 0	0- 0	0- 0	NEUTRAL	0- 0	1- 0	0- 0				
3- 6	0- 4	1- 0	CONFERENCE	2- 1	0- 1	0- 0				
3- 1	0- 1	1- 0	HOME	2- 0	0- 0	0- 0				
0- 5	0- 3	0- 0	AWAY	0- 1	0- 1	0- 0				
0- 0	0- 0	0- 0	NEUTRAL	0- 0	0- 0	0- 0				

RPI 1-25				RPI 26-50				Team's RPI: 46				RPI 51-100				RPI 101+			
RPI	S	Opponent	Score	RPI	S	Opponent	Score	RPI	S	Opponent	Score	RPI	S	Opponent	Score	RPI	S	Opponent	Score
13	A	Texas	47 67	44	H	Oklahoma St.	70 65	54	A	West Virginia	79 89	107	A	Arkansas	60 66				
13	H	Texas	57 77	49	H	UT Arlington	79 60	54	H	West Virginia	75 66	121	H	Central Ark.	79 45				
17	A	Kansas St.	54 68					86	H	Iowa St.	75 66	123	N	Fordham	59 50				
18	A	Oklahoma	45 66									131	A	Kansas	60 66				
21	A	Texas A&M	90 98									138	H	New Mexico	69 58				
22	A	Miami (FL)	56 74									148	H	North Dakota	90 80				
												167	H	Houston	84 60				
												270	H	Prairie View	85 43				
												298	H	Alcorn	90 37				
LAST 12 Division I GAMES:																			
131	A	Kansas	60 66	86	H	Iowa St.	75 66												
54	A	West Virginia	79 89	44	H	Oklahoma St.	70 65												
13	H	Texas	57 77	13	A	Texas	47 67												
18	A	Oklahoma	45 66	49	H	UT Arlington	79 60												
54	H	West Virginia	75 66	298	H	Alcorn	90 37												
17	A	Kansas St.	54 68	121	H	Central Ark.	79 45												

Non-Div I Games:

Texas Tech

■ Loss,
■ Non-Conf, S Site,
■ Home
■ Away
N Neutral

Average RPI Win:	207	WON-LOST	WINNING	LAST 10	STRENGTH OF	OPP. STRENGTH	TEAM	ADJ.	CONF.	ADJ CONF.
Average RPI Loss:	68	RECORD	PCT. RANK	GAMES	SCHEDULE	OF SCHEDULE	RPI	RPI	RPI	RPI
DIV. I ONLY	12- 6	87	5- 5	129	92	103	103	10	10	
DIV. I NON-CONF.	8- 2	49	3- 1	234	53	93	93	11	11	
TOTALS	RPI 1-25	RPI 26-50	W-L RECORDS	RPI 51-100	RPI 101-150	RPI 150+				
12- 6	0- 2	0- 0	OVERALL	3- 2	0- 2	9- 0				
6- 4	0- 1	0- 0	HOME	1- 2	0- 1	5- 0				
5- 1	0- 0	0- 0	AWAY	2- 0	0- 1	3- 0				
1- 1	0- 1	0- 0	NEUTRAL	0- 0	0- 0	1- 0				
8- 2	0- 2	0- 0	NON-CONFERENCE	1- 0	0- 0	7- 0				
4- 1	0- 1	0- 0	HOME	0- 0	0- 0	4- 0				
3- 0	0- 0	0- 0	AWAY	1- 0	0- 0	2- 0				
1- 1	0- 1	0- 0	NEUTRAL	0- 0	0- 0	1- 0				
4- 4	0- 0	0- 0	CONFERENCE	2- 2	0- 2	2- 0				
2- 3	0- 0	0- 0	HOME	1- 2	0- 1	1- 0				
2- 1	0- 0	0- 0	AWAY	1- 0	0- 1	1- 0				
0- 0	0- 0	0- 0	NEUTRAL	0- 0	0- 0	0- 0				

RPI 1-25				RPI 26-50				RPI 51-100				RPI 101+ Team's RPI: 103			
RPI	S	Opponent	Score	RPI	S	Opponent	Score	RPI	S	Opponent	Score	RPI	S	Opponent	Score
3	H	Notre Dame	68 85					61	H	Ohio	55 64	114	A	Kent St.	60 70
9	N	UCLA	73 75					68	A	Buffalo	73 64	139	H	Ball St.	45 51
								74	A	Dayton	76 72	174	H	Detroit	72 66
								83	H	Northern Ill.	73 77	191	A	Cleveland St.	92 59
								95	H	Central Mich.	74 72	209	H	Miami (OH)	64 50
												223	H	St. Bonaventure	74 50
												261	A	Eastern Mich.	66 49
												288	A	A&M-Corpus Christi	76 60
												289	N	Davidson	76 41
												292	H	Rhode Island	65 50
												316	H	Ill.-Chicago	79 51
LAST 12 Division I GAMES:															
95	H	Central Mich.	74 72	261	A	Eastern Mich.	66 49								
114	A	Kent St.	60 70	139	H	Ball St.	45 51								
61	H	Ohio	55 64	174	H	Detroit	72 66								
83	H	Northern Ill.	73 77	3	H	Notre Dame	68 85								
68	A	Buffalo	73 64	223	H	St. Bonaventure	74 50								
209	H	Miami (OH)	64 50	74	A	Dayton	76 72								

Non-Div I Games: Madonna 99 47

Toledo

Average RPI Win:	198	WON-LOST	WINNING	LAST 10	STRENGTH OF	OPP. STRENGTH	TEAM	ADJ.	CONF.	ADJ CONF.
Average RPI Loss:	135	RECORD	PCT. RANK	GAMES	SCHEDULE	OF SCHEDULE	RPI	RPI	RPI	RPI
DIV. I ONLY	11- 9	142	5- 5	163	163	159	159	8	8	
DIV. I NON-CONF.	7- 4	114	1- 2	251	286	178	178	8	8	
TOTALS	RPI 1-25	RPI 26-50	W-L RECORDS	RPI 51-100	RPI 101-150	RPI 150+				
11- 9	0- 1	2- 1	OVERALL	1- 1	2- 2	6- 4				
8- 4	0- 0	1- 1	HOME	1- 0	2- 2	4- 1				
3- 5	0- 1	1- 0	AWAY	0- 1	0- 0	2- 3				
0- 0	0- 0	0- 0	NEUTRAL	0- 0	0- 0	0- 0				
7- 4	0- 1	0- 1	NON-CONFERENCE	1- 0	1- 1	5- 1				
5- 2	0- 0	0- 1	HOME	1- 0	1- 1	3- 0				
2- 2	0- 1	0- 0	AWAY	0- 0	0- 0	2- 1				
0- 0	0- 0	0- 0	NEUTRAL	0- 0	0- 0	0- 0				
4- 5	0- 0	2- 0	CONFERENCE	0- 1	1- 1	1- 3				
3- 2	0- 0	1- 0	HOME	0- 0	1- 1	1- 1				
1- 3	0- 0	1- 0	AWAY	0- 1	0- 0	0- 2				
0- 0	0- 0	0- 0	NEUTRAL	0- 0	0- 0	0- 0				

RPI 1-25				RPI 26-50				RPI 51-100				RPI 101+ Team's RPI: 159			
RPI	S	Opponent	Score	RPI	S	Opponent	Score	RPI	S	Opponent	Score	RPI	S	Opponent	Score
19	A	Maryland	63 97	42	H	Georgetown	59 75	69	A	Drexel	48 58	115	H	Delaware	67 73
				50	A	James Madison	60 55	82	H	Cornell	68 63	130	H	William & Mary	64 60
				50	H	James Madison	54 51					134	H	Rider	75 79
												146	H	George Mason	79 75
												157	A	Northeastern	64 72
												186	H	Hofstra	61 70
												192	H	Col. of Charleston	61 59
												220	A	UNCW	56 59
												260	A	UMBC	59 48
												272	A	Colgate	71 76
												283	H	Norfolk St.	61 58
												299	H	Coppin St.	69 65
												338	H	UMass Lowell	90 56
												346	A	Wagner	69 40
LAST 12 Division I GAMES:															
115	H	Delaware	67 73	50	H	James Madison	54 51								
220	A	UNCW	56 59	157	A	Northeastern	64 72								
50	A	James Madison	60 55	69	A	Drexel	48 58								
130	H	William & Mary	64 60	283	H	Norfolk St.	61 58								
192	H	Col. of Charleston	61 59	134	H	Rider	75 79								
186	H	Hofstra	61 70	272	A	Colgate	71 76								

Non-Div I Games:

Towson

Average RPI Win:	215	WON-LOST	WINNING	LAST 10	STRENGTH OF	OPP. STRENGTH	TEAM	ADJ.	CONF.	ADJ CONF.
Average RPI Loss:	105	RECORD	PCT. RANK	GAMES	SCHEDULE	OF SCHEDULE	RPI	RPI	RPI	RPI
DIV. I ONLY	12- 6	87	7- 2	193	137	106	106	20	20	
DIV. I NON-CONF.	5- 4	143	0- 2	145	45	108	108	18	18	
TOTALS	RPI 1-25	RPI 26-50	W-L RECORDS	RPI 51-100	RPI 101-150	RPI 150+				
12- 6	0- 2	1- 0	OVERALL	2- 2	0- 0	9- 2				
5- 2	0- 0	1- 0	HOME	1- 0	0- 0	3- 2				
5- 4	0- 0	0- 0	AWAY	0- 0	0- 0	5- 0				
2- 0	0- 0	0- 0	NEUTRAL	1- 0	0- 0	1- 0				
5- 4	0- 2	0- 0	NON-CONFERENCE	2- 1	0- 0	3- 1				
2- 1	0- 0	0- 0	HOME	1- 0	0- 0	1- 1				
1- 3	0- 2	0- 0	AWAY	0- 1	0- 0	1- 0				
2- 0	0- 0	0- 0	NEUTRAL	1- 0	0- 0	1- 0				
7- 2	0- 0	1- 0	CONFERENCE	0- 1	0- 0	6- 1				
3- 1	0- 0	1- 0	HOME	0- 0	0- 0	2- 1				
4- 1	0- 0	0- 0	AWAY	0- 1	0- 0	4- 0				
0- 0	0- 0	0- 0	NEUTRAL	0- 0	0- 0	0- 0				

RPI 1-25				RPI 26-50				RPI 51-100				RPI 101+ Team's RPI: 106			
RPI	S	Opponent	Score	RPI	S	Opponent	Score	RPI	S	Opponent	Score	RPI	S	Opponent	Score
15	A	Tennessee	84 110	49	H	UT Arlington	85 68	57	A	Little Rock	74 77	193	H	UAB	77 81
23	A	Auburn	52 61					66	N	Villanova	93 85	202	H	Texas St.	65 54
								79	A	Jacksonville	70 77	212	H	Alabama St.	95 66
								80	H	Belmont	91 74	251	A	South Ala.	73 57
												262	A	Georgia St.	87 69
												262	A	Ga. Southern	89 86
												262	H	Ga. Southern	77 67
												262	H	Georgia St.	65 68
												300	N	Loyola Chicago	91 67
												312	A	Nicholls St.	100 75
												323	A	Arkansas St.	83 75
LAST 12 Division I GAMES:															
262	H	Georgia St.	65 68	262	A	Ga. Southern	89 86								
262	H	Ga. Southern	77 67	262	A	Georgia St.	87 69								
323	A	Arkansas St.	83 75	251	A	South Ala.	73 57								
57	A	Little Rock	74 77	15	A	Tennessee	84 110								
49	H	UT Arlington	85 68	193	H	UAB	77 81								
202	H	Texas St.	65 54	312	A	Nicholls St.	100 75								

Non-Div I Games: Armstrong St. 118 72 Thomas (GA) 110 55

Troy

Loss, Non-Conf, S Site, H Home A Away N Neutral

Average RPI Win:	151	WON-LOST	WINNING	LAST 10	STRENGTH OF	OPP. STRENGTH	TEAM	ADJ.	CONF.	ADJ CONF.
Average RPI Loss:	39	RECORD	PCT. RANK	GAMES	SCHEDULE	OF SCHEDULE	RPI	RPI	RPI	RPI
DIV. I ONLY	14- 7	87	7- 3	36	36	35	35	5	5	
DIV. I NON-CONF.	9- 4	85	4- 0	58	35	47	47	6	6	
TOTALS	RPI 1-25	RPI 26-50	W-L RECORDS	RPI 51-100	RPI 101-150	RPI 150+				
14- 7	1- 4	1- 1	OVERALL	1- 1	5- 1	6- 0				
9- 1	1- 1	1- 0	HOME	0- 0	3- 0	4- 0				
4- 5	0- 2	0- 1	AWAY	1- 1	2- 1	1- 0				
1- 1	0- 1	0- 0	NEUTRAL	0- 0	0- 0	1- 0				
9- 4	1- 2	1- 0	NON-CONFERENCE	0- 1	3- 1	4- 0				
7- 0	1- 0	1- 0	HOME	0- 0	2- 0	3- 0				
1- 3	0- 1	0- 0	AWAY	0- 1	1- 1	0- 0				
1- 1	0- 1	0- 0	NEUTRAL	0- 0	0- 0	1- 0				
5- 3	0- 2	0- 1	CONFERENCE	1- 0	2- 0	2- 0				
2- 1	0- 1	0- 0	HOME	0- 0	1- 0	1- 0				
3- 2	0- 1	0- 1	AWAY	1- 0	1- 0	1- 0				
0- 0	0- 0	0- 0	NEUTRAL	0- 0	0- 0	0- 0				

RPI 1-25				RPI 26-50				Team's RPI: 35				RPI 51-100				RPI 101+			
RPI	S	Opponent	Score	RPI	S	Opponent	Score	RPI	S	Opponent	Score	RPI	S	Opponent	Score	RPI	S	Opponent	Score
1	A	UConn	56 100	30	A	Temple	71 86	81	A	Middle Tenn.	59 62	108	A	SMU	71 59				
4	N	Mississippi St.	49 66	39	H	North Carolina St.	63 58	99	A	East Carolina	61 45	111	A	Vanderbilt	63 74				
23	H	Auburn	61 59									117	H	Maine	77 62				
24	H	South Fla.	53 62									132	H	Southern Miss.	86 67				
25	A	LSU	51 69									141	H	Tulsa	70 65				
												150	A	UTSA	75 66				
												155	H	Eastern Wash.	63 51				
												167	H	Houston	82 56				
												168	A	Cincinnati	74 68				
												261	N	Eastern Mich.	62 50				
												271	H	McNeese	82 65				
												277	H	Grambling	79 56				
LAST 12 Division I GAMES:																			
168	A	Cincinnati	74 68	24	H	South Fla.	53 62												
141	H	Tulsa	70 65	99	A	East Carolina	61 45												
1	A	UConn	56 100	117	H	Maine	77 62												
167	H	Houston	82 56	23	H	Auburn	61 59												
108	A	SMU	71 59	155	H	Eastern Wash.	63 51												
30	A	Temple	71 86	39	H	North Carolina St.	63 58												

Non-Div I Games:

Tulane

■ Loss,
 ■ Non-Conf,
 ■ S Site,
 ■ H Home
 ■ A Away
 N Neutral

Average RPI Win:	171	WON-LOST	WINNING	LAST 10	STRENGTH OF	OPP. STRENGTH	TEAM	ADJ.	CONF.	ADJ CONF.
Average RPI Loss:	91	RECORD	PCT. RANK	GAMES	SCHEDULE	OF SCHEDULE	RPI	RPI	RPI	RPI
DIV. I ONLY	7- 14	258	3- 7	41	70	141	141	5	5	
DIV. I NON-CONF.	4- 9	248	1- 3	93	123	192	192	6	6	
TOTALS	RPI 1-25	RPI 26-50	W-L RECORDS	RPI 51-100	RPI 101-150	RPI 150+				
7- 14	0- 4	0- 2	OVERALL	0- 2	4- 3	3- 3				
4- 5	0- 1	0- 1	HOME	0- 2	2- 1	2- 0				
3- 8	0- 3	0- 1	AWAY	0- 0	2- 1	1- 3				
0- 1	0- 0	0- 0	NEUTRAL	0- 0	0- 1	0- 0				
4- 9	0- 2	0- 0	NON-CONFERENCE	0- 2	2- 3	2- 2				
2- 3	0- 0	0- 0	HOME	0- 2	1- 1	1- 0				
2- 5	0- 2	0- 0	AWAY	0- 0	1- 1	1- 2				
0- 1	0- 0	0- 0	NEUTRAL	0- 0	0- 1	0- 0				
3- 5	0- 2	0- 2	CONFERENCE	0- 0	2- 0	1- 1				
2- 2	0- 1	0- 1	HOME	0- 0	1- 0	1- 0				
1- 3	0- 1	0- 1	AWAY	0- 0	1- 0	0- 1				
0- 0	0- 0	0- 0	NEUTRAL	0- 0	0- 0	0- 0				

RPI 1-25				RPI 26-50				RPI 51-100				RPI 101+ Team's RPI: 141			
RPI	S	Opponent	Score	RPI	S	Opponent	Score	RPI	S	Opponent	Score	RPI	S	Opponent	Score
1	H	UConn	58 98	30	H	Temple	49 58	57	H	Little Rock	58 63	104	N	BYU	56 71
17	A	Kansas St.	62 82	35	A	Tulane	65 70	63	H	South Dakota	68 71	107	H	Arkansas	50 57
18	A	Oklahoma	68 85									108	H	SMU	66 59
24	A	South Fla.	68 84									119	H	Saint Louis	70 64
												129	A	UCF	73 62
												135	A	Oral Roberts	68 76
												138	A	New Mexico	67 64
												167	A	Houston	66 71
												175	H	Memphis	57 52
												189	A	Indiana St.	68 72
												224	H	North Texas	63 58
												304	A	UMKC	80 70
												323	A	Arkansas St.	80 83
LAST 12 Division I GAMES:															
108	H	SMU	66 59	175	H	Memphis	57 52								
35	A	Tulane	65 70	167	A	Houston	66 71								
129	A	UCF	73 62	189	A	Indiana St.	68 72								
1	H	UConn	58 98	57	H	Little Rock	58 63								
30	H	Temple	49 58	119	H	Saint Louis	70 64								
24	A	South Fla.	68 84	18	A	Oklahoma	68 85								

Non-Div I Games:

Tulsa

■ Loss,
■ Non-Conf,
■ S Site,
■ H Home
■ A Away
N Neutral

Average RPI Win:	240	WON-LOST	WINNING	LAST 10	STRENGTH OF	OPP. STRENGTH	TEAM	ADJ.	CONF.	ADJ CONF.
Average RPI Loss:	124	RECORD	PCT. RANK	GAMES	SCHEDULE	OF SCHEDULE	RPI	RPI	RPI	RPI
DIV. I ONLY	9- 10	188	3- 6	168	176	193	193	15	15	
DIV. I NON-CONF.	6- 4	126	2- 0	138	194	118	118	17	17	
TOTALS	RPI 1-25	RPI 26-50	W-L RECORDS	RPI 51-100	RPI 101-150	RPI 150+				
9- 10	0- 2	0- 0	OVERALL	0- 3	2- 1	7- 4				
6- 4	0- 1	0- 0	HOME	0- 2	1- 0	5- 1				
2- 6	0- 1	0- 0	AWAY	0- 1	1- 1	1- 3				
1- 0	0- 0	0- 0	NEUTRAL	0- 0	0- 0	1- 0				
6- 4	0- 2	0- 0	NON-CONFERENCE	0- 1	1- 0	5- 1				
3- 2	0- 1	0- 0	HOME	0- 1	0- 0	3- 0				
2- 2	0- 1	0- 0	AWAY	0- 0	1- 0	1- 1				
1- 0	0- 0	0- 0	NEUTRAL	0- 0	0- 0	1- 0				
3- 6	0- 0	0- 0	CONFERENCE	0- 2	1- 1	2- 3				
3- 2	0- 0	0- 0	HOME	0- 1	1- 0	2- 1				
0- 4	0- 0	0- 0	AWAY	0- 1	0- 1	0- 2				
0- 0	0- 0	0- 0	NEUTRAL	0- 0	0- 0	0- 0				

RPI	S	Opponent	Score	RPI	S	Opponent	Score	RPI	S	Opponent	Score	RPI	S	Opponent	Score	Team's RPI: 193
6	H	Florida St.	47 93					80	H	Belmont	58 72	106	A	Troy	81 77	
16	A	DePaul	80 90					81	H	Middle Tenn.	61 64	132	A	Southern Miss.	59 64	
								89	A	Western Ky.	48 60	149	H	Rice	62 61	
												169	A	Louisiana Tech	63 64	
												197	A	Southern Ill.	64 49	
												219	A	Marshall	58 61	
												224	H	North Texas	58 59	
												227	A	Samford	49 52	
												251	H	South Ala.	66 41	
												264	H	FIU	82 68	
												267	H	Mississippi Val.	80 46	
												285	N	Gardner-Webb	59 49	
												318	H	High Point	75 66	
												326	H	Fla. Atlantic	66 55	
LAST 12 Division I GAMES:																
132	A	Southern Miss.	59 64	149	H	Rice	62 61									
169	A	Louisiana Tech	63 64	224	H	North Texas	58 59									
264	H	FIU	82 68	81	H	Middle Tenn.	61 64									
326	H	Fla. Atlantic	66 55	251	H	South Ala.	66 41									
219	A	Marshall	58 61	106	A	Troy	81 77									
89	A	Western Ky.	48 60	6	H	Florida St.	47 93									

Non-Div I Games: Miles 106 48

UAB

Loss, Non-Conf, S Site, H Home A Away N Neutral

Average RPI Win:	215	WON-LOST	WINNING	LAST 10	STRENGTH OF	OPP. STRENGTH	TEAM	ADJ.	CONF.	ADJ CONF.
Average RPI Loss:	73	RECORD	PCT. RANK	GAMES	SCHEDULE	OF SCHEDULE	RPI	RPI	RPI	RPI
DIV. I ONLY	14- 6	71	7- 3	178	129	100	100	23	23	
DIV. I NON-CONF.	8- 4	97	3- 1	74	66	58	58	23	23	
TOTALS	RPI 1-25	RPI 26-50	W-L RECORDS	RPI 51-100	RPI 101-150	RPI 150+				
14- 6	0- 2	0- 0	OVERALL	1- 3	3- 0	10- 1				
8- 2	0- 0	0- 0	HOME	1- 1	1- 0	6- 1				
6- 3	0- 2	0- 0	AWAY	0- 1	2- 0	4- 0				
0- 1	0- 0	0- 0	NEUTRAL	0- 1	0- 0	0- 0				
8- 4	0- 2	0- 0	NON-CONFERENCE	1- 1	3- 0	4- 1				
4- 1	0- 0	0- 0	HOME	1- 0	1- 0	2- 1				
4- 2	0- 2	0- 0	AWAY	0- 0	2- 0	2- 0				
0- 1	0- 0	0- 0	NEUTRAL	0- 1	0- 0	0- 0				
6- 2	0- 0	0- 0	CONFERENCE	0- 2	0- 0	6- 0				
4- 1	0- 0	0- 0	HOME	0- 1	0- 0	4- 0				
2- 1	0- 0	0- 0	AWAY	0- 1	0- 0	2- 0				
0- 0	0- 0	0- 0	NEUTRAL	0- 0	0- 0	0- 0				

RPI 1-25				RPI 26-50				RPI 51-100 Team's RPI: 100				RPI 101+			
RPI	S	Opponent	Score	RPI	S	Opponent	Score	RPI	S	Opponent	Score	RPI	S	Opponent	Score
7	A	Oregon St.	52 93					67	H	Montana St.	70 62	125	H	St. Mary's (CA)	68 66
8	A	Stanford	42 68					78	A	Long Beach St.	62 64	129	A	UCF	77 71
								78	H	Long Beach St.	51 64	143	A	San Francisco	78 58
								79	N	Jacksonville	54 61	170	H	UC Riverside	72 55
												186	H	Hofstra	60 64
												198	A	Pacific	95 87
												214	H	CSUN	81 65
												216	H	Hawaii	70 55
												232	H	San Diego St.	75 55
												246	A	Sacramento St.	110 78
												258	H	Portland	66 52
												329	A	UC Irvine	89 48
												340	A	Cal St. Fullerton	70 51
												340	H	Cal St. Fullerton	59 39
LAST 12 Division I GAMES:															
340	H	Cal St. Fullerton	59 39	216	H	Hawaii	70 55								
170	H	UC Riverside	72 55	329	A	UC Irvine	89 48								
78	A	Long Beach St.	62 64	79	N	Jacksonville	54 61								
340	A	Cal St. Fullerton	70 51	129	A	UCF	77 71								
214	H	CSUN	81 65	143	A	San Francisco	78 58								
78	H	Long Beach St.	51 64	246	A	Sacramento St.	110 78								

Non-Div I Games: Holy Names 91 51

UC Davis

Average RPI Win:	242	WON-LOST	WINNING	LAST 10	STRENGTH OF	OPP. STRENGTH	TEAM	ADJ.	CONF.	ADJ CONF.
Average RPI Loss:	191	RECORD	PCT. RANK	GAMES	SCHEDULE	OF SCHEDULE	RPI	RPI	RPI	RPI
DIV. I ONLY	2- 18	338	1- 8	230	283	329	329	23	23	
DIV. I NON-CONF.	1- 12	332	0- 4	201	297	325	325	23	23	
TOTALS	RPI 1-25	RPI 26-50	W-L RECORDS	RPI 51-100	RPI 101-150	RPI 150+				
2- 18	0- 0	0- 0	OVERALL	0- 4	0- 1	2- 13				
1- 9	0- 0	0- 0	HOME	0- 3	0- 1	1- 5				
1- 8	0- 0	0- 0	AWAY	0- 1	0- 0	1- 7				
0- 1	0- 0	0- 0	NEUTRAL	0- 0	0- 0	0- 1				
1- 12	0- 0	0- 0	NON-CONFERENCE	0- 3	0- 1	1- 8				
0- 6	0- 0	0- 0	HOME	0- 2	0- 1	0- 3				
1- 5	0- 0	0- 0	AWAY	0- 1	0- 0	1- 4				
0- 1	0- 0	0- 0	NEUTRAL	0- 0	0- 0	0- 1				
1- 6	0- 0	0- 0	CONFERENCE	0- 1	0- 0	1- 5				
1- 3	0- 0	0- 0	HOME	0- 1	0- 0	1- 2				
0- 3	0- 0	0- 0	AWAY	0- 0	0- 0	0- 3				
0- 0	0- 0	0- 0	NEUTRAL	0- 0	0- 0	0- 0				

RPI 1-25			RPI 26-50			RPI 51-100			RPI 101+ Team's RPI: 329		
RPI	S	Opponent	Score	RPI	S	Opponent	Score	RPI	S	Opponent	Score
								73	H	Southern California	45 83
								90	H	UNLV	46 62
								96	A	Gonzaga	38 102
								100	H	UC Davis	48 89
								119	H	Saint Louis	69 79
								170	A	UC Riverside	58 76
								170	H	UC Riverside	58 79
								173	N	Fresno St.	45 63
								200	A	Loyola Marymount	39 58
								210	A	Idaho St.	54 65
								214	H	CSUN	77 52
								216	A	Hawaii	62 79
								225	A	Utah St.	52 66
								229	A	Portland St.	73 79
								234	H	UC Santa Barbara	60 85
								246	H	Sacramento St.	70 78
								250	H	Southern Utah	58 70
								269	A	Nevada	72 59
								297	H	CSU Bakersfield	66 86
								340	A	Cal St. Fullerton	53 64
LAST 12 Division I GAMES:											
234	H	UC Santa Barbara	60 85	100	H	UC Davis	48 89				
216	A	Hawaii	62 79	73	H	Southern California	45 83				
170	H	UC Riverside	58 79	250	H	Southern Utah	58 70				
340	A	Cal St. Fullerton	53 64	297	H	CSU Bakersfield	66 86				
214	H	CSUN	77 52	90	H	UNLV	46 62				
170	A	UC Riverside	58 76	246	H	Sacramento St.	70 78				

Non-Div I Games: Concordia (CA) 92 61

UC Irvine

■ Loss,
 ■ Non-Conf,
 ■ S Site,
 ■ H Home
 ■ A Away
 N Neutral

UC Riverside

Through Games Of Jan. 29, 2017

Average RPI Win:	265	WON-LOST	WINNING	LAST 10	STRENGTH OF	OPP. STRENGTH	TEAM	ADJ.	CONF.	ADJ CONF.
Average RPI Loss:	101	RECORD	PCT. RANK	GAMES	SCHEDULE	OF SCHEDULE	RPI	RPI	RPI	RPI
DIV. I ONLY	10- 10	164	5- 5	200	195	170	170	23	23	
DIV. I NON-CONF.	6- 7	182	1- 4	114	159	140	140	23	23	
TOTALS	RPI 1-25	RPI 26-50	W-L RECORDS	RPI 51-100	RPI 101-150	RPI 150+				
10- 10	0- 0	0- 1	OVERALL	0- 6	0- 1	10- 2				
6- 2	0- 0	0- 0	HOME	0- 1	0- 0	6- 1				
3- 8	0- 0	0- 1	AWAY	0- 5	0- 1	3- 1				
1- 0	0- 0	0- 0	NEUTRAL	0- 0	0- 0	1- 0				
6- 7	0- 0	0- 1	NON-CONFERENCE	0- 4	0- 1	6- 1				
3- 2	0- 0	0- 0	HOME	0- 1	0- 0	3- 1				
2- 5	0- 0	0- 1	AWAY	0- 3	0- 1	2- 0				
1- 0	0- 0	0- 0	NEUTRAL	0- 0	0- 0	1- 0				
4- 3	0- 0	0- 0	CONFERENCE	0- 2	0- 0	4- 1				
3- 0	0- 0	0- 0	HOME	0- 0	0- 0	3- 0				
1- 3	0- 0	0- 0	AWAY	0- 2	0- 0	1- 1				
0- 0	0- 0	0- 0	NEUTRAL	0- 0	0- 0	0- 0				

RPI S	Opponent	Score	RPI S	Opponent	Score	RPI S	Opponent	Score	RPI S	Opponent	Score	Team's RPI: 170
36	A Missouri	62 68	59	A California	56 71	131	A Kansas	84 90				
			63	H South Dakota	55 61	151	H Penn	55 71				
			73	A Southern California	49 67	200	A Loyola Marymount	75 72				
			78	A Long Beach St.	51 55	215	H Grand Canyon	77 64				
			87	A FGCU	45 60	227	N Samford	51 48				
			100	A UC Davis	55 72	230	H Seattle U	58 54				
						232	H San Diego St.	72 44				
						234	A UC Santa Barbara	54 58				
						249	H Cal Poly	68 59				
						297	A CSU Bakersfield	71 66				
						329	A UC Irvine	79 58				
						329	H UC Irvine	76 58				
						340	H Cal St. Fullerton	68 45				
LAST 12 Division I GAMES:												
78	A Long Beach St.	51 55	329	H UC Irvine	76 58							
100	A UC Davis	55 72	151	H Penn	55 71							
340	H Cal St. Fullerton	68 45	87	A FGCU	45 60							
329	A UC Irvine	79 58	227	N Samford	51 48							
234	A UC Santa Barbara	54 58	131	A Kansas	84 90							
249	H Cal Poly	68 59	36	A Missouri	62 68							

Non-Div I Games:

UC Riverside

■ Loss,
 ■ Non-Conf,
 ■ S Site,
 ■ Home
 ■ A Away
 N Neutral

Average RPI Win:	247	WON-LOST	WINNING	LAST 10	STRENGTH OF	OPP. STRENGTH	TEAM	ADJ.	CONF.	ADJ CONF.
Average RPI Loss:	171	RECORD	PCT. RANK	GAMES	SCHEDULE	OF SCHEDULE	RPI	RPI	RPI	RPI
DIV. I ONLY	10- 10	164	7- 3	321	158	234	234	23	23	
DIV. I NON-CONF.	5- 8	218	3- 2	308	127	272	272	23	23	
TOTALS	RPI 1-25	RPI 26-50	W-L RECORDS	RPI 51-100	RPI 101-150	RPI 150+				
10- 10	0- 1	0- 0	OVERALL	1- 1	0- 2	9- 6				
5- 3	0- 1	0- 0	HOME	1- 0	0- 2	4- 0				
3- 7	0- 0	0- 0	AWAY	0- 1	0- 0	3- 6				
2- 0	0- 0	0- 0	NEUTRAL	0- 0	0- 0	2- 0				
5- 8	0- 1	0- 0	NON-CONFERENCE	0- 1	0- 2	5- 4				
2- 3	0- 1	0- 0	HOME	0- 0	0- 2	2- 0				
1- 5	0- 0	0- 0	AWAY	0- 1	0- 0	1- 4				
2- 0	0- 0	0- 0	NEUTRAL	0- 0	0- 0	2- 0				
5- 2	0- 0	0- 0	CONFERENCE	1- 0	0- 0	4- 2				
3- 0	0- 0	0- 0	HOME	1- 0	0- 0	2- 0				
2- 2	0- 0	0- 0	AWAY	0- 0	0- 0	2- 2				
0- 0	0- 0	0- 0	NEUTRAL	0- 0	0- 0	0- 0				

RPI	S	Opponent	Score	RPI	S	Opponent	Score	RPI	S	Opponent	Score	RPI	S	Opponent	Score	Team's RPI: 234
9	H	UCLA	52 71					78	H	Long Beach St.	65 60	136	H	Yale	60 64	
								86	A	Iowa St.	60 77	144	H	Santa Clara	58 69	
												170	H	UC Riverside	58 54	
												173	A	Fresno St.	50 49	
												200	A	Loyola Marymount	55 57	
												212	A	San Diego	63 77	
												214	A	CSUN	61 75	
												216	H	Hawaii	74 62	
												230	A	Seattle U	53 58	
												232	A	San Diego St.	70 84	
												249	A	Cal Poly	67 78	
												276	H	Northern Ariz.	60 51	
												284	N	North Dakota St.	66 59	
												288	N	A&M-Corpus Christi	66 60	
												311	H	Pepperdine	66 57	
												329	A	UC Irvine	85 60	
												340	A	Cal St. Fullerton	56 49	
LAST 12 Division I GAMES:																
329	A	UC Irvine	85 60	249	A	Cal Poly	67 78									
214	A	CSUN	61 75	136	H	Yale	60 64									
216	H	Hawaii	74 62	284	N	North Dakota St.	66 59									
78	H	Long Beach St.	65 60	288	N	A&M-Corpus Christi	66 60									
170	H	UC Riverside	58 54	173	A	Fresno St.	50 49									
340	A	Cal St. Fullerton	56 49	9	H	UCLA	52 71									

Non-Div I Games:

UC Santa Barbara

■ Loss,
 ■ Non-Conf, S Site,
 ■ Home
 ■ Away
 N Neutral

UCF				Through Games Of Jan. 29, 2017						
Average RPI Win:	217	WON-LOST	WINNING	LAST 10	STRENGTH OF	OPP. STRENGTH	TEAM	ADJ.	CONF.	ADJ CONF.
Average RPI Loss:	109	RECORD	PCT. RANK	GAMES	SCHEDULE	OF SCHEDULE	RPI	RPI	RPI	RPI
DIV. I ONLY		13- 8	114	4- 6	166	120	129	129	5	5
DIV. I NON-CONF.		10- 3	54	3- 1	230	238	110	110	6	6

TOTALS	RPI 1-25	RPI 26-50		W-L RECORDS	RPI 51-100		RPI 101-150		RPI 150+	
13- 8	0- 1	0- 1		OVERALL	1- 2		1- 1		11- 3	
7- 5	0- 1	0- 1		HOME	0- 1		1- 1		6- 1	
6- 3	0- 0	0- 0		AWAY	1- 1		0- 0		5- 2	
0- 0	0- 0	0- 0		NEUTRAL	0- 0		0- 0		0- 0	
10- 3	0- 0	0- 1		NON-CONFERENCE	0- 2		1- 0		9- 0	
6- 2	0- 0	0- 1		HOME	0- 1		1- 0		5- 0	
4- 1	0- 0	0- 0		AWAY	0- 1		0- 0		4- 0	
0- 0	0- 0	0- 0		NEUTRAL	0- 0		0- 0		0- 0	
3- 5	0- 1	0- 0		CONFERENCE	1- 0		0- 1		2- 3	
1- 3	0- 1	0- 0		HOME	0- 0		0- 1		1- 1	
2- 2	0- 0	0- 0		AWAY	1- 0		0- 0		1- 2	
0- 0	0- 0	0- 0		NEUTRAL	0- 0		0- 0		0- 0	

U
C
F

RPI 1-25				RPI 26-50				RPI 51-100				RPI 101+ Team's RPI: 129			
RPI	S	Opponent	Score	RPI	S	Opponent	Score	RPI	S	Opponent	Score	RPI	S	Opponent	Score
1	H	UConn	48 84	43	H	Virginia Tech	64 67	68	A	Buffalo	65 66	134	H	Rider	49 30
								99	A	East Carolina	54 42	141	H	Tulsa	62 73
								100	H	UC Davis	71 77	166	H	Omaha	81 41
												167	A	Houston	62 48
												168	A	Cincinnati	57 63
												168	H	Cincinnati	64 44
												175	A	Memphis	59 65
												175	H	Memphis	62 65
												225	A	Butler	66 59
												245	H	Austin Peay	61 43
												251	H	South Ala.	70 58
												262	A	Ga. Southern	74 54
												264	A	FIU	69 52
												265	H	Bethune-Cookman	70 43
												285	H	Gardner-Webb	66 52
												289	A	Davidson	57 38
LAST 12 Division I GAMES:															
175	A	Memphis	59 65	168	A	Cincinnati	57 63								
168	H	Cincinnati	64 44	1	H	UConn	48 84								
141	H	Tulsa	62 73	100	H	UC Davis	71 77								
99	A	East Carolina	54 42	166	H	Omaha	81 41								
167	A	Houston	62 48	262	A	Ga. Southern	74 54								
175	H	Memphis	62 65	285	H	Gardner-Webb	66 52								

Non-Div I Games:

UCF

Average RPI Win:	121	WON-LOST	WINNING	LAST 10	STRENGTH OF	OPP. STRENGTH	TEAM	ADJ.	CONF.	ADJ CONF.
Average RPI Loss:	20	RECORD	PCT. RANK	GAMES	SCHEDULE	OF SCHEDULE	RPI	RPI	RPI	RPI
DIV. I ONLY	17- 4	20	8- 2	18	13	9	9	1	1	
DIV. I NON-CONF.	9- 2	37	1- 1	39	71	9	9	1	1	
TOTALS	RPI 1-25	RPI 26-50	W-L RECORDS	RPI 51-100	RPI 101-150	RPI 150+				
17- 4	1- 3	3- 0	OVERALL	5- 1	2- 0	6- 0				
12- 0	1- 0	3- 0	HOME	3- 0	1- 0	4- 0				
3- 4	0- 3	0- 0	AWAY	1- 1	0- 0	2- 0				
2- 0	0- 0	0- 0	NEUTRAL	1- 0	1- 0	0- 0				
9- 2	0- 2	1- 0	NON-CONFERENCE	1- 0	1- 0	6- 0				
5- 0	0- 0	1- 0	HOME	0- 0	0- 0	4- 0				
2- 2	0- 2	0- 0	AWAY	0- 0	0- 0	2- 0				
2- 0	0- 0	0- 0	NEUTRAL	1- 0	1- 0	0- 0				
8- 2	1- 1	2- 0	CONFERENCE	4- 1	1- 0	0- 0				
7- 0	1- 0	2- 0	HOME	3- 0	1- 0	0- 0				
1- 2	0- 1	0- 0	AWAY	1- 1	0- 0	0- 0				
0- 0	0- 0	0- 0	NEUTRAL	0- 0	0- 0	0- 0				

RPI 1-25				RPI 26-50				RPI 51-100				RPI 101+			
RPI	S	Opponent	Score	RPI	S	Opponent	Score	RPI	S	Opponent	Score	RPI	S	Opponent	Score
2	A	South Carolina	57 66	26	H	Arizona St.	69 60	51	N	Iowa	78 65	103	N	Toledo	75 73
5	A	Baylor	70 84	32	H	Michigan	84 64	55	H	Utah	67 56	120	H	Arizona	69 49
7	H	Oregon St.	66 56	37	H	Oregon	79 63	60	A	Washington St.	73 82	198	H	Pacific	82 55
12	A	Washington	70 82					73	A	Southern California	74 59	216	H	Hawaii	72 49
								73	H	Southern California	71 67	228	H	Southern U.	95 47
								77	H	Colorado	87 74	234	A	UC Santa Barbara	71 52
												249	H	Cal Poly	80 64
												275	A	N.C. A&T	83 42
LAST 12 Division I GAMES:															
120	H	Arizona	69 49	12	A	Washington	70 82								
26	H	Arizona St.	69 60	60	A	Washington St.	73 82								
73	H	Southern California	71 67	77	H	Colorado	87 74								
73	A	Southern California	74 59	55	H	Utah	67 56								
37	H	Oregon	79 63	275	A	N.C. A&T	83 42								
7	H	Oregon St.	66 56	2	A	South Carolina	57 66								

Non-Div I Games:

UCLA

Average RPI Win:	64	WON-LOST	WINNING	LAST 10	STRENGTH OF	OPP. STRENGTH	TEAM	ADJ.	CONF.	ADJ CONF.
Average RPI Loss:	0	RECORD	PCT. RANK	GAMES	SCHEDULE	OF SCHEDULE	RPI	RPI	RPI	RPI
DIV. I ONLY	20- 0	1	10- 0	1	1	1	1	1	5	5
DIV. I NON-CONF.	12- 0	1	4- 0	1	1	1	1	1	6	6
TOTALS	RPI 1-25	RPI 26-50	W-L RECORDS	RPI 51-100	RPI 101-150	RPI 150+				
20- 0	9- 0	2- 0	OVERALL	3- 0	4- 0	2- 0				
9- 0	3- 0	2- 0	HOME	2- 0	1- 0	1- 0				
10- 0	5- 0	0- 0	AWAY	1- 0	3- 0	1- 0				
1- 0	1- 0	0- 0	NEUTRAL	0- 0	0- 0	0- 0				
12- 0	8- 0	1- 0	NON-CONFERENCE	1- 0	1- 0	1- 0				
5- 0	2- 0	1- 0	HOME	1- 0	1- 0	0- 0				
6- 0	5- 0	0- 0	AWAY	0- 0	0- 0	1- 0				
1- 0	1- 0	0- 0	NEUTRAL	0- 0	0- 0	0- 0				
8- 0	1- 0	1- 0	CONFERENCE	2- 0	3- 0	1- 0				
4- 0	1- 0	1- 0	HOME	1- 0	0- 0	1- 0				
4- 0	0- 0	0- 0	AWAY	1- 0	3- 0	0- 0				
0- 0	0- 0	0- 0	NEUTRAL	0- 0	0- 0	0- 0				

RPI	S	Opponent	Score	RPI	S	Opponent	Score	RPI	S	Opponent	Score	RPI	S	Opponent	Score
3	A	Notre Dame	72 61	31	H	Ohio St.	82 63	74	H	Dayton	98 65	102	H	Chattanooga	80 43
5	H	Baylor	72 61	35	H	Tulane	100 56	99	A	East Carolina	91 44	108	A	SMU	88 48
6	A	Florida St.	78 76					99	H	East Carolina	90 45	129	A	UCF	84 48
13	N	Texas	72 54									141	A	Tulsa	98 58
16	H	DePaul	91 46									163	A	Nebraska	84 41
17	A	Kansas St.	75 58									167	H	Houston	91 42
19	A	Maryland	87 81												
24	H	South Fla.	102 37												
25	A	LSU	76 53												
LAST 12 Division I GAMES:															
167	H	Houston	91 42	99	H	East Carolina	90 45								
99	A	East Carolina	91 44	129	A	UCF	84 48								
35	H	Tulane	100 56	19	A	Maryland	87 81								
141	A	Tulsa	98 58	163	A	Nebraska	84 41								
108	A	SMU	88 48	31	H	Ohio St.	82 63								
24	H	South Fla.	102 37	17	A	Kansas St.	75 58								

Non-Div I Games:

UConn

Average RPI Win:	265	WON-LOST	WINNING	LAST 10	STRENGTH OF	OPP. STRENGTH	TEAM	ADJ.	CONF.	ADJ CONF.
Average RPI Loss:	167	RECORD	PCT. RANK	GAMES	SCHEDULE	OF SCHEDULE	RPI	RPI	RPI	RPI
DIV. I ONLY	8- 12	224	6- 4	266	270	260	260	19	19	
DIV. I NON-CONF.	4- 8	230	3- 1	296	312	299	299	20	20	
TOTALS	RPI 1-25	RPI 26-50	W-L RECORDS	RPI 51-100	RPI 101-150	RPI 150+				
8- 12	0- 1	0- 0	OVERALL	0- 2	1- 2	7- 7				
4- 6	0- 0	0- 0	HOME	0- 0	0- 1	4- 5				
3- 6	0- 1	0- 0	AWAY	0- 2	1- 1	2- 2				
1- 0	0- 0	0- 0	NEUTRAL	0- 0	0- 0	1- 0				
4- 8	0- 1	0- 0	NON-CONFERENCE	0- 1	1- 0	3- 6				
1- 5	0- 0	0- 0	HOME	0- 0	0- 0	1- 5				
2- 3	0- 1	0- 0	AWAY	0- 1	1- 0	1- 1				
1- 0	0- 0	0- 0	NEUTRAL	0- 0	0- 0	1- 0				
4- 4	0- 0	0- 0	CONFERENCE	0- 1	0- 2	4- 1				
3- 1	0- 0	0- 0	HOME	0- 0	0- 1	3- 0				
1- 3	0- 0	0- 0	AWAY	0- 1	0- 1	1- 1				
0- 0	0- 0	0- 0	NEUTRAL	0- 0	0- 0	0- 0				

RPI 1-25				RPI 26-50				RPI 51-100				RPI 101+ Team's RPI: 260			
RPI	S	Opponent	Score	RPI	S	Opponent	Score	RPI	S	Opponent	Score	RPI	S	Opponent	Score
19	A	Maryland	42 92					71	A	Virginia	30 56	117	A	Maine	40 72
								88	A	New Hampshire	50 60	127	H	Hartford	73 80
												145	A	Columbia	67 56
												159	H	Towson	48 59
												171	A	Albany (NY)	64 56
												183	A	Binghamton	62 69
												207	A	American	53 70
												208	H	Princeton	58 69
												238	H	UMES	57 70
												240	H	Loyola Maryland	65 70
												244	H	Stony Brook	67 61
												279	H	Vermont	69 66
												299	H	Coppin St.	73 63
												308	N	Liberty	62 51
												338	H	UMass Lowell	79 72
												339	A	LIU Brooklyn	57 45
												348	H	Morgan St.	61 69
LAST 12 Division I GAMES:															
88	A	New Hampshire	50 60	117	A	Maine	40 72								
244	H	Stony Brook	67 61	183	A	Binghamton	62 69								
338	H	UMass Lowell	79 72	299	H	Coppin St.	73 63								
171	A	Albany (NY)	64 56	308	N	Liberty	62 51								
279	H	Vermont	69 66	71	A	Virginia	30 56								
127	H	Hartford	73 80	339	A	LIU Brooklyn	57 45								

Non-Div I Games: Gettysburg 71 51

UMBC

■ Loss,
 ■ Non-Conf,
 ■ S Site,
 ■ H Home
 ■ A Away
 N Neutral

Average RPI Win:	277	WON-LOST	WINNING	LAST 10	STRENGTH OF	OPP. STRENGTH	TEAM	ADJ.	CONF.	ADJ CONF.
Average RPI Loss:	199	RECORD	PCT. RANK	GAMES	SCHEDULE	OF SCHEDULE	RPI	RPI	RPI	RPI
DIV. I ONLY	7- 9	212	4- 6	314	325	238	238	32	32	
DIV. I NON-CONF.	5- 5	165	3- 3	203	237	129	129	31	31	
TOTALS	RPI 1-25	RPI 26-50	W-L RECORDS	RPI 51-100	RPI 101-150	RPI 150+				
7- 9	0- 1	0- 1	OVERALL	0- 2	0- 0	7- 5				
1- 2	0- 0	0- 0	HOME	0- 0	0- 0	1- 2				
5- 7	0- 1	0- 1	AWAY	0- 2	0- 0	5- 3				
1- 0	0- 0	0- 0	NEUTRAL	0- 0	0- 0	1- 0				
5- 5	0- 1	0- 1	NON-CONFERENCE	0- 2	0- 0	5- 1				
1- 0	0- 0	0- 0	HOME	0- 0	0- 0	1- 0				
3- 5	0- 1	0- 1	AWAY	0- 2	0- 0	3- 1				
1- 0	0- 0	0- 0	NEUTRAL	0- 0	0- 0	1- 0				
2- 4	0- 0	0- 0	CONFERENCE	0- 0	0- 0	2- 4				
0- 2	0- 0	0- 0	HOME	0- 0	0- 0	0- 2				
2- 2	0- 0	0- 0	AWAY	0- 0	0- 0	2- 2				
0- 0	0- 0	0- 0	NEUTRAL	0- 0	0- 0	0- 0				

RPI 1-25				RPI 26-50				RPI 51-100				RPI 101+ Team's RPI: 238			
RPI	S	Opponent	Score	RPI	S	Opponent	Score	RPI	S	Opponent	Score	RPI	S	Opponent	Score
19	A	Maryland	61 106	39	A	North Carolina St.	58 77	71	A	Virginia	50 60	211	N	Saint Francis (PA)	90 82
								99	A	East Carolina	58 66	241	H	Howard	71 72
												260	A	UMBC	70 57
												265	A	Bethune-Cookman	59 56
												273	H	UNCG	60 53
												275	A	N.C. A&T	60 57
												294	A	USC Upstate	63 76
												326	A	Fla. Atlantic	76 59
												330	A	Mt. St. Mary's	63 52
												337	A	N.C. Central	59 68
												342	H	South Carolina St.	60 67
												347	A	Florida A&M	49 59
LAST 12 Division I GAMES:															
342	H	South Carolina St.	60 67	294	A	USC Upstate	63 76	71	A	Virginia	50 60				
347	A	Florida A&M	49 59	326	A	Fla. Atlantic	76 59	211	N	Saint Francis (PA)	90 82				
265	A	Bethune-Cookman	59 56	330	A	Mt. St. Mary's	63 52	99	A	East Carolina	58 66				
241	H	Howard	71 72												
275	A	N.C. A&T	60 57												
337	A	N.C. Central	59 68												

Non-Div I Games: Cheyney 75 38

UMES

■ Loss,
 ■ Non-Conf,
 ■ S Site,
 ■ Home
 ■ A Away
 N Neutral

Average RPI Win:	243	WON-LOST	WINNING	LAST 10	STRENGTH OF	OPP. STRENGTH	TEAM	ADJ.	CONF.	ADJ CONF.
Average RPI Loss:	186	RECORD	PCT. RANK	GAMES	SCHEDULE	OF SCHEDULE	RPI	RPI	RPI	RPI
DIV. I ONLY	4- 14	308	1- 9	180	336	304	304	29	29	
DIV. I NON-CONF.	3- 8	262	0- 5	183	289	276	276	29	29	
TOTALS	RPI 1-25	RPI 26-50	W-L RECORDS	RPI 51-100	RPI 101-150	RPI 150+				
4- 14	0- 0	0- 0	OVERALL	0- 1	1- 2	3- 11				
2- 8	0- 0	0- 0	HOME	0- 1	0- 2	2- 5				
2- 6	0- 0	0- 0	AWAY	0- 0	1- 0	1- 6				
0- 0	0- 0	0- 0	NEUTRAL	0- 0	0- 0	0- 0				
3- 8	0- 0	0- 0	NON-CONFERENCE	0- 1	1- 2	2- 5				
1- 6	0- 0	0- 0	HOME	0- 1	0- 2	1- 3				
2- 2	0- 0	0- 0	AWAY	0- 0	1- 0	1- 2				
0- 0	0- 0	0- 0	NEUTRAL	0- 0	0- 0	0- 0				
1- 6	0- 0	0- 0	CONFERENCE	0- 0	0- 0	1- 6				
1- 2	0- 0	0- 0	HOME	0- 0	0- 0	1- 2				
0- 4	0- 0	0- 0	AWAY	0- 0	0- 0	0- 4				
0- 0	0- 0	0- 0	NEUTRAL	0- 0	0- 0	0- 0				

RPI 1-25				RPI 26-50				RPI 51-100				RPI 101+ Team's RPI: 304					
RPI	S	Opponent	Score	RPI	S	Opponent	Score	RPI	S	Opponent	Score	RPI	S	Opponent	Score		
								83	H	Northern Ill.	75	86	101	H	Western Ill.	65	78
													122	A	Abilene Christian	71	68
													141	H	Tulsa	70	80
													158	A	La Salle	59	64
													164	H	Western Mich.	54	66
													166	H	Omaha	57	80
													172	A	Wichita St.	56	54
													179	A	New Mexico St.	72	78
													179	H	New Mexico St.	43	60
													197	H	Southern Ill.	69	77
													215	A	Grand Canyon	64	75
													230	H	Seattle U	65	75
													244	A	Stony Brook	55	57
													256	A	UTRGV	39	74
													297	A	CSU Bakersfield	33	52
													331	H	Utah Valley	66	63
													348	H	Morgan St.	64	56
LAST 12 Division I GAMES:																	
297	A	CSU Bakersfield	33	52	179	A	New Mexico St.	72	78								
215	A	Grand Canyon	64	75	244	A	Stony Brook	55	57								
179	H	New Mexico St.	43	60	158	A	La Salle	59	64								
331	H	Utah Valley	66	63	83	H	Northern Ill.	75	86								
230	H	Seattle U	65	75	197	H	Southern Ill.	69	77								
256	A	UTRGV	39	74	166	H	Omaha	57	80								

Non-Div I Games: Cent. Christian (KS111 43 Mo.-St. Louis 60 45

UMKC

Loss, Non-Conf, S Site, H Home A Away N Neutral

Average RPI Win:	308	WON-LOST	WINNING	LAST 10	STRENGTH OF	OPP. STRENGTH	TEAM	ADJ.	CONF.	ADJ CONF.
Average RPI Loss:	196	RECORD	PCT. RANK	GAMES	SCHEDULE	OF SCHEDULE	RPI	RPI	RPI	RPI
DIV. I ONLY	2- 18	338	0- 9	269	287	338	338	19	19	
DIV. I NON-CONF.	2- 10	305	1- 2	304	332	344	344	20	20	
TOTALS	RPI 1-25	RPI 26-50	W-L RECORDS	RPI 51-100	RPI 101-150	RPI 150+				
2- 18	0- 1	0- 0	OVERALL	0- 2	0- 3	2- 12				
2- 7	0- 0	0- 0	HOME	0- 1	0- 1	2- 5				
0- 11	0- 1	0- 0	AWAY	0- 1	0- 2	0- 7				
0- 0	0- 0	0- 0	NEUTRAL	0- 0	0- 0	0- 0				
2- 10	0- 1	0- 0	NON-CONFERENCE	0- 1	0- 1	2- 7				
2- 3	0- 0	0- 0	HOME	0- 0	0- 0	2- 3				
0- 7	0- 1	0- 0	AWAY	0- 1	0- 1	0- 4				
0- 0	0- 0	0- 0	NEUTRAL	0- 0	0- 0	0- 0				
0- 8	0- 0	0- 0	CONFERENCE	0- 1	0- 2	0- 5				
0- 4	0- 0	0- 0	HOME	0- 1	0- 1	0- 2				
0- 4	0- 0	0- 0	AWAY	0- 0	0- 1	0- 3				
0- 0	0- 0	0- 0	NEUTRAL	0- 0	0- 0	0- 0				

RPI 1-25				RPI 26-50				RPI 51-100				RPI 101+ Team's RPI: 338			
RPI	S	Opponent	Score	RPI	S	Opponent	Score	RPI	S	Opponent	Score	RPI	S	Opponent	Score
19	A	Maryland	44 100					53	A	Indiana	45 79	117	H	Maine	44 65
								88	H	New Hampshire	57 76	127	A	Hartford	59 80
												145	A	Columbia	57 76
												159	A	Towson	56 90
												171	A	Albany (NY)	69 93
												183	H	Binghamton	48 58
												187	H	Fairfield	41 65
												244	A	Stony Brook	53 83
												260	A	UMBC	72 79
												272	H	Colgate	82 77
												279	H	Vermont	46 61
												280	A	Boston U.	56 66
												292	H	Rhode Island	57 64
												293	A	Bryant	62 73
												306	A	Holy Cross	47 62
												332	H	Longwood	59 72
												343	H	Fairleigh Dickinson	61 55
LAST 12 Division I GAMES:															
				88	H	New Hampshire	57 76			183	H	Binghamton	48 58		
				260	A	UMBC	72 79			171	A	Albany (NY)	69 93		
				279	H	Vermont	46 61			293	A	Bryant	62 73		
				244	A	Stony Brook	53 83			272	H	Colgate	82 77		
				127	A	Hartford	59 80			306	A	Holy Cross	47 62		
				117	H	Maine	44 65			343	H	Fairleigh Dickinson	61 55		

Non-Div I Games: Keene St. 74 48

UMass Lowell

UNC Asheville

Through Games Of Jan. 29, 2017

Average RPI Win:	286	WON-LOST	WINNING	LAST 10	STRENGTH OF	OPP. STRENGTH	TEAM	ADJ.	CONF.	ADJ CONF.
Average RPI Loss:	171	RECORD	PCT. RANK	GAMES	SCHEDULE	OF SCHEDULE	RPI	RPI	RPI	RPI
DIV. I ONLY	9- 9	164	4- 6	297	289	222	222	28	28	
DIV. I NON-CONF.	5- 5	165	1- 3	191	249	154	154	28	28	
TOTALS	RPI 1-25	RPI 26-50	W-L RECORDS	RPI 51-100	RPI 101-150	RPI 150+				
9- 9	0- 1	0- 1	OVERALL	0- 0	0- 2	9- 5				
4- 3	0- 0	0- 0	HOME	0- 0	0- 1	4- 2				
5- 5	0- 0	0- 1	AWAY	0- 0	0- 1	5- 0				
0- 1	0- 1	0- 0	NEUTRAL	0- 0	0- 0	0- 0				
5- 5	0- 1	0- 1	NON-CONFERENCE	0- 0	0- 1	5- 2				
3- 0	0- 0	0- 0	HOME	0- 0	0- 0	3- 0				
2- 4	0- 0	0- 1	AWAY	0- 0	0- 1	2- 2				
0- 1	0- 1	0- 0	NEUTRAL	0- 0	0- 0	0- 0				
4- 4	0- 0	0- 0	CONFERENCE	0- 0	0- 1	4- 3				
1- 3	0- 0	0- 0	HOME	0- 0	0- 1	1- 2				
3- 1	0- 0	0- 0	AWAY	0- 0	0- 0	3- 1				
0- 0	0- 0	0- 0	NEUTRAL	0- 0	0- 0	0- 0				

RPI 1-25				RPI 26-50				RPI 51-100				RPI 101+ Team's RPI: 222			
RPI	S	Opponent	Score	RPI	S	Opponent	Score	RPI	S	Opponent	Score	RPI	S	Opponent	Score
20	N	Harvard	62 79	43	A	Virginia Tech	52 71					109	H	Radford	62 64
												123	A	Fordham	42 55
												195	A	Appalachian St.	51 81
												206	H	Campbell	55 61
												218	H	Wofford	84 65
												237	A	Furman	51 63
												259	A	Presbyterian	67 60
												266	H	Tennessee Tech	77 65
												273	A	UNCG	77 63
												285	A	Gardner-Webb	52 55
												294	A	USC Upstate	70 59
												301	H	Western Caro.	62 53
												308	H	Liberty	64 54
												318	H	High Point	60 76
												325	A	Winthrop	68 53
												332	A	Longwood	80 53
LAST 12 Division I GAMES:															
109	H	Radford	62 64	332	A	Longwood	80 53								
259	A	Presbyterian	67 60	206	H	Campbell	55 61								
308	H	Liberty	64 54	123	A	Fordham	42 55								
285	A	Gardner-Webb	52 55	20	N	Harvard	62 79								
318	H	High Point	60 76	195	A	Appalachian St.	51 81								
325	A	Winthrop	68 53	294	A	USC Upstate	70 59								

Non-Div I Games: Warren Wilson 113 51

UNC Asheville

Loss, Non-Conf, S Site, H Home A Away N Neutral

Average RPI Win:	293	WON-LOST	WINNING	LAST 10	STRENGTH OF	OPP. STRENGTH	TEAM	ADJ.	CONF.	ADJ CONF.
Average RPI Loss:	188	RECORD	PCT. RANK	GAMES	SCHEDULE	OF SCHEDULE	RPI	RPI	RPI	RPI
DIV. I ONLY	7- 11	230	5- 5	280	333	273	273	18	18	
DIV. I NON-CONF.	5- 6	186	4- 1	314	348	279	279	22	22	
TOTALS	RPI 1-25	RPI 26-50	W-L RECORDS	RPI 51-100	RPI 101-150	RPI 150+				
7- 11	0- 0	0- 0	OVERALL	0- 0	0- 4	7- 7				
4- 4	0- 0	0- 0	HOME	0- 0	0- 2	4- 2				
3- 7	0- 0	0- 0	AWAY	0- 0	0- 2	3- 5				
0- 0	0- 0	0- 0	NEUTRAL	0- 0	0- 0	0- 0				
5- 6	0- 0	0- 0	NON-CONFERENCE	0- 0	0- 2	5- 4				
2- 3	0- 0	0- 0	HOME	0- 0	0- 1	2- 2				
3- 3	0- 0	0- 0	AWAY	0- 0	0- 1	3- 2				
0- 0	0- 0	0- 0	NEUTRAL	0- 0	0- 0	0- 0				
2- 5	0- 0	0- 0	CONFERENCE	0- 0	0- 2	2- 3				
2- 1	0- 0	0- 0	HOME	0- 0	0- 1	2- 0				
0- 4	0- 0	0- 0	AWAY	0- 0	0- 1	0- 3				
0- 0	0- 0	0- 0	NEUTRAL	0- 0	0- 0	0- 0				

RPI 1-25			RPI 26-50			RPI 51-100			RPI 101+			Team's RPI: 273
RPI	S	Opponent	Score	RPI	S	Opponent	Score	RPI	S	Opponent	Score	
								102	A	Chattanooga	55	58
								109	H	Radford	54	70
								116	H	Mercer	64	77
								128	A	VCU	54	65
								181	A	ETSU	52	60
								218	A	Wofford	48	54
								222	H	UNC Asheville	63	77
								227	H	Samford	64	40
								237	A	Furman	55	65
								238	A	UMES	53	60
								254	A	Murray St.	70	81
								259	H	Presbyterian	62	69
								266	A	Tennessee Tech	65	59
								283	H	Norfolk St.	59	52
								301	H	Western Caro.	62	45
								318	A	High Point	69	67
								319	H	Eastern Ky.	81	66
								337	A	N.C. Central	64	51
LAST 12 Division I GAMES:												
								301	H	Western Caro.	62	45
								102	A	Chattanooga	55	58
								181	A	ETSU	52	60
								227	H	Samford	64	40
								116	H	Mercer	64	77
								218	A	Wofford	48	54
								237	A	Furman	55	65
								318	A	High Point	69	67
								319	H	Eastern Ky.	81	66
								283	H	Norfolk St.	59	52
								337	A	N.C. Central	64	51
								259	H	Presbyterian	62	69

Non-Div I Games: Barton 70 48 Greensboro 83 26 UNC Pembroke 72 69 Brevard 77 34 UNCG

Average RPI Win:	230	WON-LOST	WINNING	LAST 10	STRENGTH OF	OPP. STRENGTH	TEAM	ADJ.	CONF.	ADJ CONF.
Average RPI Loss:	116	RECORD	PCT. RANK	GAMES	SCHEDULE	OF SCHEDULE	RPI	RPI	RPI	RPI
DIV. I ONLY	7- 12	240	3- 7	179	99	220	220	8	8	
DIV. I NON-CONF.	4- 6	209	0- 2	220	125	215	215	8	8	
TOTALS	RPI 1-25	RPI 26-50	W-L RECORDS	RPI 51-100	RPI 101-150	RPI 150+				
7- 12	0- 1	0- 2	OVERALL	0- 2	0- 2	7- 5				
4- 6	0- 0	0- 0	HOME	0- 1	0- 2	4- 3				
3- 6	0- 1	0- 2	AWAY	0- 1	0- 0	3- 2				
0- 0	0- 0	0- 0	NEUTRAL	0- 0	0- 0	0- 0				
4- 6	0- 1	0- 1	NON-CONFERENCE	0- 1	0- 0	4- 3				
2- 3	0- 0	0- 0	HOME	0- 0	0- 0	2- 3				
2- 3	0- 1	0- 1	AWAY	0- 1	0- 0	2- 0				
0- 0	0- 0	0- 0	NEUTRAL	0- 0	0- 0	0- 0				
3- 6	0- 0	0- 1	CONFERENCE	0- 1	0- 2	3- 2				
2- 3	0- 0	0- 0	HOME	0- 1	0- 2	2- 0				
1- 3	0- 0	0- 1	AWAY	0- 0	0- 0	1- 2				
0- 0	0- 0	0- 0	NEUTRAL	0- 0	0- 0	0- 0				

RPI 1-25				RPI 26-50				RPI 51-100				RPI 101+ Team's RPI: 220			
RPI	S	Opponent	Score	RPI	S	Opponent	Score	RPI	S	Opponent	Score	RPI	S	Opponent	Score
15	A	Tennessee	54 90	39	A	North Carolina St.	54 86	69	H	Drexel	38 71	115	H	Delaware	52 63
				50	A	James Madison	51 73	99	A	East Carolina	65 75	130	H	William & Mary	43 57
												152	H	Providence	49 65
												157	A	Northeastern	47 55
												158	H	La Salle	48 64
												159	H	Towson	59 56
												186	A	Hofstra	56 54
												192	A	Col. of Charleston	37 76
												192	H	Col. of Charleston	67 61
												218	H	Wofford	67 71
												237	H	Furman	56 52
												262	A	Georgia St.	72 66
												283	H	Norfolk St.	64 56
												289	A	Davidson	67 58
LAST 12 Division I GAMES:															
192	H	Col. of Charleston	67 61	192	A	Col. of Charleston	37 76								
159	H	Towson	59 56	115	H	Delaware	52 63								
157	A	Northeastern	47 55	50	A	James Madison	51 73								
186	A	Hofstra	56 54	15	A	Tennessee	54 90								
130	H	William & Mary	43 57	218	H	Wofford	67 71								
69	H	Drexel	38 71	237	H	Furman	56 52								

Non-Div I Games: Catawba 91 65

UNCW

■ Loss,
 ■ Non-Conf, S Site,
 ■ Home
 ■ Away
 N Neutral

Average RPI Win:	182	WON-LOST	WINNING	LAST 10	STRENGTH OF	OPP. STRENGTH	TEAM	ADJ.	CONF.	ADJ CONF.
Average RPI Loss:	50	RECORD	PCT. RANK	GAMES	SCHEDULE	OF SCHEDULE	RPI	RPI	RPI	RPI
DIV. I ONLY	14- 5	47	9- 1	103	90	58	58	16	16	
DIV. I NON-CONF.	6- 4	126	3- 0	25	15	45	45	14	14	
TOTALS	RPI 1-25	RPI 26-50	W-L RECORDS	RPI 51-100	RPI 101-150	RPI 150+				
14- 5	1- 0	1- 3	OVERALL	1- 2	1- 0	10- 0				
7- 2	1- 0	1- 2	HOME	0- 0	1- 0	4- 0				
5- 3	0- 0	0- 1	AWAY	1- 2	0- 0	4- 0				
2- 0	0- 0	0- 0	NEUTRAL	0- 0	0- 0	2- 0				
6- 4	1- 0	1- 2	NON-CONFERENCE	1- 2	1- 0	2- 0				
3- 1	1- 0	1- 1	HOME	0- 0	1- 0	0- 0				
1- 3	0- 0	0- 1	AWAY	1- 2	0- 0	0- 0				
2- 0	0- 0	0- 0	NEUTRAL	0- 0	0- 0	2- 0				
8- 1	0- 0	0- 1	CONFERENCE	0- 0	0- 0	8- 0				
4- 1	0- 0	0- 1	HOME	0- 0	0- 0	4- 0				
4- 0	0- 0	0- 0	AWAY	0- 0	0- 0	4- 0				
0- 0	0- 0	0- 0	NEUTRAL	0- 0	0- 0	0- 0				

RPI 1-25				RPI 26-50				RPI 51-100				Team's RPI: 58	RPI 101+			
RPI	S	Opponent	Score	RPI	S	Opponent	Score	RPI	S	Opponent	Score		RPI	S	Opponent	Score
17	H	Kansas St.	67 59	28	H	Creighton	50 49	51	A	Iowa	39 88		148	H	North Dakota	74 53
				33	H	Drake	79 88	70	A	IUPUI	69 62		154	N	Idaho	76 74
				38	H	South Dakota St.	50 61	86	A	Iowa St.	68 76		156	A	Missouri St.	61 54
				44	A	Oklahoma St.	57 81						172	A	Wichita St.	63 61
													189	H	Indiana St.	59 47
													197	H	Southern Ill.	79 49
													233	A	Bradley	72 53
													281	H	Evansville	54 40
													295	N	Denver	79 68
													300	H	Loyola Chicago	68 30
													313	A	Illinois St.	78 40
LAST 12 Division I GAMES:																
				33	H	Drake	79 88	197	H	Southern Ill.	79 49					
				300	H	Loyola Chicago	68 30	172	A	Wichita St.	63 61					
				189	H	Indiana St.	59 47	156	A	Missouri St.	61 54					
				233	A	Bradley	72 53	17	H	Kansas St.	67 59					
				313	A	Illinois St.	78 40	148	H	North Dakota	74 53					
				281	H	Evansville	54 40	28	H	Creighton	50 49					

Non-Div I Games: Wis.-Parkside 72 57

UNI

■ Loss,
 ■ Non-Conf,
 ■ S Site,
 ■ H Home
 ■ A Away
 N Neutral

UNLVUNLV

UNLV

Page 313

Average RPI Win:	296	WON-LOST	WINNING	LAST 10	STRENGTH OF	OPP. STRENGTH	TEAM	ADJ.	CONF.	ADJ CONF.
Average RPI Loss:	179	RECORD	PCT. RANK	GAMES	SCHEDULE	OF SCHEDULE	RPI	RPI	RPI	RPI
DIV. I ONLY	5- 13	281	3- 7	235	320	294	294	24	24	
DIV. I NON-CONF.	4- 8	230	3- 3	260	329	277	277	24	24	
TOTALS	RPI 1-25	RPI 26-50	W-L RECORDS	RPI 51-100	RPI 101-150	RPI 150+				
5- 13	0- 0	0- 0	OVERALL	0- 4	0- 1	5- 8				
2- 7	0- 0	0- 0	HOME	0- 1	0- 1	2- 5				
3- 6	0- 0	0- 0	AWAY	0- 3	0- 0	3- 3				
0- 0	0- 0	0- 0	NEUTRAL	0- 0	0- 0	0- 0				
4- 8	0- 0	0- 0	NON-CONFERENCE	0- 2	0- 1	4- 5				
1- 4	0- 0	0- 0	HOME	0- 0	0- 1	1- 3				
3- 4	0- 0	0- 0	AWAY	0- 2	0- 0	3- 2				
0- 0	0- 0	0- 0	NEUTRAL	0- 0	0- 0	0- 0				
1- 5	0- 0	0- 0	CONFERENCE	0- 2	0- 0	1- 3				
1- 3	0- 0	0- 0	HOME	0- 1	0- 0	1- 2				
0- 2	0- 0	0- 0	AWAY	0- 1	0- 0	0- 1				
0- 0	0- 0	0- 0	NEUTRAL	0- 0	0- 0	0- 0				

RPI 1-25				RPI 26-50				RPI 51-100				RPI 101+				Team's RPI: 294	
RPI	S	Opponent	Score	RPI	S	Opponent	Score	RPI	S	Opponent	Score	RPI	S	Opponent	Score		
								54	A	West Virginia	33	91	130	H	William & Mary	46	49
								79	H	Jacksonville	47	65	165	A	Stetson	68	80
								87	A	FGCU	43	93	180	A	Illinois	57	77
								93	A	Purdue	41	71	206	H	Campbell	41	56
													222	H	UNC Asheville	59	70
													237	A	Furman	37	57
													238	H	UMES	76	63
													259	A	Presbyterian	55	48
													285	H	Gardner-Webb	53	57
													291	H	North Florida	67	78
													296	H	Kennesaw St.	71	79
													305	H	NJIT	75	58
													337	A	N.C. Central	68	58
													342	A	South Carolina St.	73	67
LAST 12 Division I GAMES:																	
				296	H	Kennesaw St.	71	79					337	A	N.C. Central	68	58
				87	A	FGCU	43	93					238	H	UMES	76	63
				165	A	Stetson	68	80					222	H	UNC Asheville	59	70
				291	H	North Florida	67	78					206	H	Campbell	41	56
				79	H	Jacksonville	47	65					342	A	South Carolina St.	73	67
				305	H	NJIT	75	58					54	A	West Virginia	33	91

Non-Div I Games: Bob Jones 92 50 Converse 93 35 Warren Wilson 91 53

USC Upstate

Average RPI Win:	204	WON-LOST	WINNING	LAST 10	STRENGTH OF	OPP. STRENGTH	TEAM	ADJ.	CONF.	ADJ CONF.
Average RPI Loss:	64	RECORD	PCT. RANK	GAMES	SCHEDULE	OF SCHEDULE	RPI	RPI	RPI	RPI
DIV. I ONLY	13- 4	33	8- 2	108	182	49	49	20	20	
DIV. I NON-CONF.	5- 3	121	0- 1	36	55	50	50	18	18	
TOTALS	RPI 1-25	RPI 26-50	W-L RECORDS	RPI 51-100	RPI 101-150	RPI 150+				
13- 4	0- 1	0- 1	OVERALL	1- 1	1- 1	11- 0				
6- 1	0- 0	0- 0	HOME	0- 1	1- 0	5- 0				
6- 3	0- 1	0- 1	AWAY	1- 0	0- 1	5- 0				
1- 0	0- 0	0- 0	NEUTRAL	0- 0	0- 0	1- 0				
5- 3	0- 1	0- 1	NON-CONFERENCE	1- 1	1- 0	3- 0				
2- 1	0- 0	0- 0	HOME	0- 1	1- 0	1- 0				
2- 2	0- 1	0- 1	AWAY	1- 0	0- 0	1- 0				
1- 0	0- 0	0- 0	NEUTRAL	0- 0	0- 0	1- 0				
8- 1	0- 0	0- 0	CONFERENCE	0- 0	0- 1	8- 0				
4- 0	0- 0	0- 0	HOME	0- 0	0- 0	4- 0				
4- 1	0- 0	0- 0	AWAY	0- 0	0- 1	4- 0				
0- 0	0- 0	0- 0	NEUTRAL	0- 0	0- 0	0- 0				

RPI 1-25				RPI 26-50				Team's RPI: 49		RPI 51-100				RPI 101+			
RPI	S	Opponent	Score	RPI	S	Opponent	Score		RPI	S	Opponent	Score	RPI	S	Opponent	Score	
17	A	Kansas St.	49 62	46	A	Texas Tech	60 79		85	H	SFA	60 65	106	A	Troy	68 85	
									89	A	Western Ky.	71 68	150	H	UTSA	75 54	
													172	H	Wichita St.	74 70	
													185	A	Seton Hall	86 61	
													195	A	Appalachian St.	73 62	
													195	H	Appalachian St.	74 63	
													196	H	Louisiana	79 66	
													202	A	Texas St.	61 39	
													231	A	Coastal Caro.	70 41	
													231	H	Coastal Caro.	60 58	
													232	N	San Diego St.	64 58	
													251	A	South Ala.	73 49	
													328	H	La.-Monroe	93 59	
LAST 12 Division I GAMES:																	
195	A	Appalachian St.	73 62	202	A	Texas St.	61 39										
231	A	Coastal Caro.	70 41	231	H	Coastal Caro.	60 58										
328	H	La.-Monroe	93 59	195	H	Appalachian St.	74 63										
196	H	Louisiana	79 66	46	A	Texas Tech	60 79										
106	A	Troy	68 85	17	A	Kansas St.	49 62										
251	A	South Ala.	73 49	85	H	SFA	60 65										

Non-Div I Games: Tex. A&M-Commerce 80 50 Eastern N.M. 65 48

UT Arlington

Loss, Non-Conf, S Site, H Home A Away N Neutral

Average RPI Win:	269	WON-LOST	WINNING	LAST 10	STRENGTH OF	OPP. STRENGTH	TEAM	ADJ.	CONF.	ADJ CONF.
Average RPI Loss:	136	RECORD	PCT. RANK	GAMES	SCHEDULE	OF SCHEDULE	RPI	RPI	RPI	RPI
DIV. I ONLY	5- 14	287	4- 6	148	165	282	282	15	15	
DIV. I NON-CONF.	2- 9	293	1- 3	117	174	290	290	17	17	
TOTALS	RPI 1-25	RPI 26-50	W-L RECORDS	RPI 51-100	RPI 101-150	RPI 150+				
5- 14	0- 2	0- 1	OVERALL	0- 1	0- 6	5- 4				
4- 6	0- 0	0- 0	HOME	0- 1	0- 2	4- 3				
1- 3	0- 0	0- 0	AWAY	0- 0	0- 2	1- 1				
0- 5	0- 2	0- 1	NEUTRAL	0- 0	0- 2	0- 0				
2- 9	0- 2	0- 1	NON-CONFERENCE	0- 0	0- 3	2- 3				
2- 3	0- 0	0- 0	HOME	0- 0	0- 0	2- 3				
0- 1	0- 0	0- 0	AWAY	0- 0	0- 1	0- 0				
0- 5	0- 2	0- 1	NEUTRAL	0- 0	0- 2	0- 0				
3- 5	0- 0	0- 0	CONFERENCE	0- 1	0- 3	3- 1				
2- 3	0- 0	0- 0	HOME	0- 1	0- 2	2- 0				
1- 2	0- 0	0- 0	AWAY	0- 0	0- 1	1- 1				
0- 0	0- 0	0- 0	NEUTRAL	0- 0	0- 0	0- 0				

RPI 1-25				RPI 26-50				RPI 51-100				RPI 101+				Team's RPI: 282	
RPI	S	Opponent	Score	RPI	S	Opponent	Score	RPI	S	Opponent	Score	RPI	S	Opponent	Score		
17	N	Kansas St.	40 61	39	N	North Carolina St.	55 71	89	H	Western Ky.	54 71	118	N	Alabama	60 78		
25	N	LSU	45 78									126	N	Pittsburgh	46 71		
												132	H	Southern Miss.	68 79		
												138	A	New Mexico	66 79		
												150	A	UTSA	76 97		
												150	H	UTSA	81 83		
												169	H	Louisiana Tech	69 62		
												179	H	New Mexico St.	59 67		
												204	H	Texas Southern	68 89		
												219	H	Marshall	84 74		
												264	A	FIU	87 88		
												276	H	Northern Ariz.	51 65		
												297	H	CSU Bakersfield	74 61		
												326	A	Fla. Atlantic	51 50		
												334	H	Houston Baptist	75 45		
LAST 12 Division I GAMES:																	
219	H	Marshall	84 74	169	H	Louisiana Tech	69 62										
89	H	Western Ky.	54 71	150	H	UTSA	81 83										
150	A	UTSA	76 97	297	H	CSU Bakersfield	74 61										
326	A	Fla. Atlantic	51 50	118	N	Alabama	60 78										
264	A	FIU	87 88	126	N	Pittsburgh	46 71										
132	H	Southern Miss.	68 79	179	H	New Mexico St.	59 67										

Non-Div I Games: Western N.M. 93 46

UTEP

■ Loss,
 ■ Non-Conf, S Site,
 ■ Home
 ■ Away
 N Neutral

Average RPI Win: 303	WON-LOST	WINNING	LAST 10	STRENGTH OF	OPP. STRENGTH	TEAM	ADJ.	CONF.	ADJ CONF.
Average RPI Loss: 141	RECORD	PCT. RANK	GAMES	SCHEDULE	OF SCHEDULE	RPI	RPI	RPI	RPI
DIV. I ONLY	11- 9	142	1- 2	347	127	256	256	29	29
DIV. I NON-CONF.	7- 6	157	1- 1	329	49	208	208	29	29
<hr/>									
TOTALS	RPI 1-25	RPI 26-50	W-L RECORDS	RPI 51-100	RPI 101-150	RPI 150+			
11- 9	0- 2	0- 1	OVERALL	0- 0	0- 1	11- 5			
7- 2	0- 0	0- 0	HOME	0- 0	0- 0	7- 2			
3- 7	0- 2	0- 1	AWAY	0- 0	0- 1	3- 3			
1- 0	0- 0	0- 0	NEUTRAL	0- 0	0- 0	1- 0			
7- 6	0- 2	0- 1	NON-CONFERENCE	0- 0	0- 1	7- 2			
4- 1	0- 0	0- 0	HOME	0- 0	0- 0	4- 1			
2- 5	0- 2	0- 1	AWAY	0- 0	0- 1	2- 1			
1- 0	0- 0	0- 0	NEUTRAL	0- 0	0- 0	1- 0			
4- 3	0- 0	0- 0	CONFERENCE	0- 0	0- 0	4- 3			
3- 1	0- 0	0- 0	HOME	0- 0	0- 0	3- 1			
1- 2	0- 0	0- 0	AWAY	0- 0	0- 0	1- 2			
0- 0	0- 0	0- 0	NEUTRAL	0- 0	0- 0	0- 0			

RPI 1-25				RPI 26-50				RPI 51-100				RPI 101+ Team's RPI: 256			
RPI	S	Opponent	Score	RPI	S	Opponent	Score	RPI	S	Opponent	Score	RPI	S	Opponent	Score
13	A	Texas	61 85	44	A	Oklahoma St.	53 86					122	A	Abilene Christian	54 70
18	A	Oklahoma	59 92									163	A	Nebraska	53 71
												167	H	Houston	52 68
												215	A	Grand Canyon	59 60
												224	N	North Texas	74 69
												230	H	Seattle U	54 67
												270	H	Prairie View	82 74
												284	H	North Dakota St.	81 67
												288	A	A&M-Corpus Christi	68 65
												288	H	A&M-Corpus Christi	55 46
												297	A	CSU Bakersfield	46 74
												304	H	UMKC	74 39
												327	A	Chicago St.	57 46
												327	H	Chicago St.	71 43
												331	H	Utah Valley	64 55
												345	A	Sam Houston St.	69 45
												345	H	Sam Houston St.	78 50
<hr/>															
LAST 12 Division I GAMES:															
122	A	Abilene Christian	54 70	297	A	CSU Bakersfield	46 74								
224	N	North Texas	74 69	304	H	UMKC	74 39								
230	H	Seattle U	54 67	327	H	Chicago St.	71 43								
331	H	Utah Valley	64 55	288	H	A&M-Corpus Christi	55 46								
327	A	Chicago St.	57 46	284	H	North Dakota St.	81 67								
215	A	Grand Canyon	59 60	13	A	Texas	61 85								

Non-Div I Games: St. Thomas (TX) 63 56 Texas Lutheran 68 52 Evangel 86 55

UTRGV

Loss, Non-Conf, S Site, H Home A Away N Neutral

Average RPI Win:	227	WON-LOST	WINNING	LAST 10	STRENGTH OF	OPP. STRENGTH	TEAM	ADJ.	CONF.	ADJ CONF.
Average RPI Loss:	94	RECORD	PCT. RANK	GAMES	SCHEDULE	OF SCHEDULE	RPI	RPI	RPI	RPI
DIV. I ONLY	9- 8	151	7- 3	126	119	150	150	15	15	
DIV. I NON-CONF.	3- 6	230	2- 2	30	50	176	176	17	17	
TOTALS	RPI 1-25	RPI 26-50	W-L RECORDS	RPI 51-100	RPI 101-150	RPI 150+				
9- 8	0- 1	0- 3	OVERALL	1- 1	1- 1	7- 2				
6- 5	0- 0	0- 1	HOME	1- 1	1- 1	4- 2				
3- 3	0- 1	0- 2	AWAY	0- 0	0- 0	3- 0				
0- 0	0- 0	0- 0	NEUTRAL	0- 0	0- 0	0- 0				
3- 6	0- 1	0- 3	NON-CONFERENCE	0- 1	1- 0	2- 1				
3- 3	0- 0	0- 1	HOME	0- 1	1- 0	2- 1				
0- 3	0- 1	0- 2	AWAY	0- 0	0- 0	0- 0				
0- 0	0- 0	0- 0	NEUTRAL	0- 0	0- 0	0- 0				
6- 2	0- 0	0- 0	CONFERENCE	1- 0	0- 1	5- 1				
3- 2	0- 0	0- 0	HOME	1- 0	0- 1	2- 1				
3- 0	0- 0	0- 0	AWAY	0- 0	0- 0	3- 0				
0- 0	0- 0	0- 0	NEUTRAL	0- 0	0- 0	0- 0				

RPI 1-25				RPI 26-50				RPI 51-100				RPI 101+ Team's RPI: 150			
RPI	S	Opponent	Score	RPI	S	Opponent	Score	RPI	S	Opponent	Score	RPI	S	Opponent	Score
13	A	Texas	43 76	35	H	Tulane	66 75	89	H	Western Ky.	80 77	122	H	Abilene Christian	71 68
				37	A	Oregon	63 77	97	H	Northern Colo.	66 73	132	H	Southern Miss.	68 69
				49	A	UT Arlington	54 75					167	H	Houston	49 56
												169	H	Louisiana Tech	63 61
												202	H	Texas St.	72 47
												219	H	Marshall	81 88
												264	A	FIU	70 61
												282	A	UTEP	83 81
												282	H	UTEP	97 76
												308	H	Liberty	80 64
												326	A	Fla. Atlantic	72 62
LAST 12 Division I GAMES:															
				89	H	Western Ky.	80 77	132	H	Southern Miss.	68 69				
				219	H	Marshall	81 88	282	A	UTEP	83 81				
				282	H	UTEP	97 76	308	H	Liberty	80 64				
				264	A	FIU	70 61	167	H	Houston	49 56				
				326	A	Fla. Atlantic	72 62	13	A	Texas	43 76				
				169	H	Louisiana Tech	63 61	202	H	Texas St.	72 47				

Non-Div I Games: Tex. A&M-Kingsville70 44 Angelo St. 77 85

UTSA

Loss, Non-Conf, S Site, H Home A Away N Neutral

Average RPI Win:	169	WON-LOST	WINNING	LAST 10	STRENGTH OF	OPP. STRENGTH	TEAM	ADJ.	CONF.	ADJ CONF.
Average RPI Loss:	41	RECORD	PCT. RANK	GAMES	SCHEDULE	OF SCHEDULE	RPI	RPI	RPI	RPI
DIV. I ONLY	14- 7	87	3- 7	53	64	55	55	1	1	
DIV. I NON-CONF.	11- 0	1	2- 0	200	271	37	37	1	1	
TOTALS	RPI 1-25	RPI 26-50	W-L RECORDS	RPI 51-100	RPI 101-150	RPI 150+				
14- 7	0- 3	0- 2	OVERALL	5- 1	2- 1	7- 0				
9- 3	0- 1	0- 1	HOME	3- 0	1- 1	5- 0				
4- 4	0- 2	0- 1	AWAY	1- 1	1- 0	2- 0				
1- 0	0- 0	0- 0	NEUTRAL	1- 0	0- 0	0- 0				
11- 0	0- 0	0- 0	NON-CONFERENCE	2- 0	2- 0	7- 0				
7- 0	0- 0	0- 0	HOME	1- 0	1- 0	5- 0				
3- 0	0- 0	0- 0	AWAY	0- 0	1- 0	2- 0				
1- 0	0- 0	0- 0	NEUTRAL	1- 0	0- 0	0- 0				
3- 7	0- 3	0- 2	CONFERENCE	3- 1	0- 1	0- 0				
2- 3	0- 1	0- 1	HOME	2- 0	0- 1	0- 0				
1- 4	0- 2	0- 1	AWAY	1- 1	0- 0	0- 0				
0- 0	0- 0	0- 0	NEUTRAL	0- 0	0- 0	0- 0				

RPI 1-25				RPI 26-50				RPI 51-100				RPI 101+			
RPI	S	Opponent	Score	RPI	S	Opponent	Score	RPI	S	Opponent	Score	RPI	S	Opponent	Score
7	A	Oregon St.	44 70	26	H	Arizona St.	44 66	59	H	California	63 57	104	H	BYU	77 60
8	H	Stanford	58 77	37	A	Oregon	66 84	67	H	Montana St.	74 64	120	H	Arizona	70 81
9	A	UCLA	56 67					73	A	Southern California	58 53	125	A	St. Mary's (CA)	63 62
								76	N	Charlotte	81 68	173	A	Fresno St.	65 55
								77	A	Colorado	49 54	225	H	Utah St.	65 58
								77	H	Colorado	58 53	250	H	Southern Utah	69 43
												257	H	Weber St.	71 52
												269	A	Nevada	80 50
												276	H	Northern Ariz.	78 65
												331	H	Utah Valley	100 52
LAST 12 Division I GAMES:															
77	H	Colorado	58 53	120	H	Arizona	70 81								
77	A	Colorado	49 54	26	H	Arizona St.	44 66								
37	A	Oregon	66 84	73	A	Southern California	58 53								
7	A	Oregon St.	44 70	9	A	UCLA	56 67								
59	H	California	63 57	276	H	Northern Ariz.	78 65								
8	H	Stanford	58 77	257	H	Weber St.	71 52								

Non-Div I Games:

Utah

Average RPI Win:	258	WON-LOST	WINNING	LAST 10	STRENGTH OF	OPP. STRENGTH	TEAM	ADJ.	CONF.	ADJ CONF.
Average RPI Loss:	114	RECORD	PCT. RANK	GAMES	SCHEDULE	OF SCHEDULE	RPI	RPI	RPI	RPI
DIV. I ONLY	9- 10	188	3- 7	245	194	225	225	13	13	
DIV. I NON-CONF.	6- 4	126	1- 2	332	262	246	246	15	15	
TOTALS	RPI 1-25	RPI 26-50	W-L RECORDS	RPI 51-100	RPI 101-150	RPI 150+				
9- 10	0- 0	0- 0	OVERALL	1- 5	0- 4	8- 1				
6- 4	0- 0	0- 0	HOME	1- 1	0- 2	5- 1				
2- 6	0- 0	0- 0	AWAY	0- 4	0- 2	2- 0				
1- 0	0- 0	0- 0	NEUTRAL	0- 0	0- 0	1- 0				
6- 4	0- 0	0- 0	NON-CONFERENCE	1- 1	0- 2	5- 1				
4- 2	0- 0	0- 0	HOME	1- 0	0- 1	3- 1				
1- 2	0- 0	0- 0	AWAY	0- 1	0- 1	1- 0				
1- 0	0- 0	0- 0	NEUTRAL	0- 0	0- 0	1- 0				
3- 6	0- 0	0- 0	CONFERENCE	0- 4	0- 2	3- 0				
2- 2	0- 0	0- 0	HOME	0- 1	0- 1	2- 0				
1- 4	0- 0	0- 0	AWAY	0- 3	0- 1	1- 0				
0- 0	0- 0	0- 0	NEUTRAL	0- 0	0- 0	0- 0				

RPI 1-25				RPI 26-50				RPI 51-100				RPI 101+ Team's RPI: 225			
RPI	S	Opponent	Score	RPI	S	Opponent	Score	RPI	S	Opponent	Score	RPI	S	Opponent	Score
								55	A	Utah	58 65	104	H	BYU	40 60
								64	A	Boise St.	56 76	120	A	Arizona	57 61
								67	H	Montana St.	64 56	138	A	New Mexico	67 78
								90	A	UNLV	53 55	138	H	New Mexico	58 68
								91	A	Colorado St.	43 74	173	A	Fresno St.	52 47
								94	H	Wyoming	48 71	210	H	Idaho St.	69 56
												232	H	San Diego St.	53 47
												250	H	Southern Utah	54 70
												315	H	Air Force	65 62
												329	H	UC Irvine	66 52
												331	H	Utah Valley	56 45
												333	A	Montana	65 47
												335	N	Incarnate Word	79 46
LAST 12 Division I GAMES:															
173	A	Fresno St.	52 47	138	A	New Mexico	67 78								
138	H	New Mexico	58 68	315	H	Air Force	65 62								
91	A	Colorado St.	43 74	64	A	Boise St.	56 76								
232	H	San Diego St.	53 47	120	A	Arizona	57 61								
94	H	Wyoming	48 71	104	H	BYU	40 60								
90	A	UNLV	53 55	331	H	Utah Valley	56 45								

Non-Div I Games: Westminster (UT) 72 49

Utah St.

Utah Valley

Through Games Of Jan. 29, 2017

Average RPI Win:	296	WON-LOST	WINNING	LAST 10	STRENGTH OF	OPP. STRENGTH	TEAM	ADJ.	CONF.	ADJ CONF.
Average RPI Loss:	209	RECORD	PCT. RANK	GAMES	SCHEDULE	OF SCHEDULE	RPI	RPI	RPI	RPI
DIV. I ONLY	4- 15	310	1- 7	328	294	331	331	29	29	
DIV. I NON-CONF.	3- 10	280	2- 2	318	259	332	332	29	29	
TOTALS	RPI 1-25	RPI 26-50	W-L RECORDS	RPI 51-100	RPI 101-150	RPI 150+				
4- 15	0- 0	0- 0	OVERALL	0- 2	0- 1	4- 12				
2- 5	0- 0	0- 0	HOME	0- 0	0- 1	2- 4				
2- 8	0- 0	0- 0	AWAY	0- 0	0- 0	2- 2				
0- 2	0- 0	0- 0	NEUTRAL	0- 1	0- 0	0- 1				
3- 10	0- 0	0- 0	NON-CONFERENCE	0- 2	0- 1	3- 7				
2- 3	0- 0	0- 0	HOME	0- 0	0- 1	2- 2				
1- 5	0- 0	0- 0	AWAY	0- 1	0- 0	1- 4				
0- 2	0- 0	0- 0	NEUTRAL	0- 1	0- 0	0- 1				
1- 5	0- 0	0- 0	CONFERENCE	0- 0	0- 0	1- 5				
0- 2	0- 0	0- 0	HOME	0- 0	0- 0	0- 2				
1- 3	0- 0	0- 0	AWAY	0- 0	0- 0	1- 3				
0- 0	0- 0	0- 0	NEUTRAL	0- 0	0- 0	0- 0				

RPI S	Opponent	Score	RPI S	Opponent	Score	RPI S	Opponent	Score	RPI S	Opponent	Score	Team's RPI: 331
						55 A	Utah	52 100	104 H	BYU	50 68	
						95 N	Central Mich.	62 71	155 H	Eastern Wash.	50 83	
									179 A	New Mexico St.	46 63	
									210 A	Idaho St.	56 61	
									215 H	Grand Canyon	46 62	
									221 N	SIUE	64 71	
									225 A	Utah St.	45 56	
									249 A	Cal Poly	65 77	
									250 A	Southern Utah	70 64	
									256 A	UTRGV	55 64	
									257 H	Weber St.	61 64	
									295 H	Denver	72 58	
									297 H	CSU Bakersfield	59 63	
									304 A	UMKC	63 66	
									311 H	Pepperdine	72 65	
									315 A	Air Force	53 64	
									327 A	Chicago St.	62 59	
LAST 12 Division I GAMES:												
179 A	New Mexico St.	46 63	210 A	Idaho St.	56 61							
256 A	UTRGV	55 64	225 A	Utah St.	45 56							
297 H	CSU Bakersfield	59 63	295 H	Denver	72 58							
304 A	UMKC	63 66	250 A	Southern Utah	70 64							
327 A	Chicago St.	62 59	315 A	Air Force	53 64							
215 H	Grand Canyon	46 62	221 N	SIUE	64 71							

Non-Div I Games: Dixie St. 68 56 Antelope Valley 87 47

Utah Valley

Loss, Non-Conf, S Site, H Home A Away N Neutral

V
C
U

V
C
U

VCU

Page 323

Valparaiso

Through Games Of Jan. 29, 2017

Average RPI Win:	313	WON-LOST	WINNING	LAST 10	STRENGTH OF	OPP. STRENGTH	TEAM	ADJ.	CONF.	ADJ CONF.
Average RPI Loss:	179	RECORD	PCT. RANK	GAMES	SCHEDULE	OF SCHEDULE	RPI	RPI	RPI	RPI
DIV. I ONLY	3- 16	323	0- 10	222	236	321	321	22	22	
DIV. I NON-CONF.	3- 6	230	0- 2	313	213	301	301	21	21	
TOTALS	RPI 1-25	RPI 26-50	W-L RECORDS	RPI 51-100	RPI 101-150	RPI 150+				
3- 16	0- 1	0- 2	OVERALL	0- 1	0- 1	3- 11				
2- 6	0- 0	0- 1	HOME	0- 0	0- 1	2- 4				
1- 10	0- 0	0- 0	AWAY	0- 0	0- 0	1- 0				
0- 0	0- 0	0- 0	NEUTRAL	0- 0	0- 0	0- 0				
3- 6	0- 1	0- 0	NON-CONFERENCE	0- 1	0- 0	3- 4				
2- 2	0- 0	0- 0	HOME	0- 0	0- 0	2- 2				
1- 4	0- 1	0- 0	AWAY	0- 1	0- 0	1- 2				
0- 0	0- 0	0- 0	NEUTRAL	0- 0	0- 0	0- 0				
0- 10	0- 0	0- 2	CONFERENCE	0- 0	0- 1	0- 7				
0- 4	0- 0	0- 1	HOME	0- 0	0- 1	0- 2				
0- 6	0- 0	0- 1	AWAY	0- 0	0- 0	0- 5				
0- 0	0- 0	0- 0	NEUTRAL	0- 0	0- 0	0- 0				

RPI	S	Opponent	Score	RPI	S	Opponent	Score	RPI	S	Opponent	Score	RPI	S	Opponent	Score	Team's RPI: 321
3	A	Notre Dame	54 114	29	A	Green Bay	35 56	53	A	Indiana	58 87	140	H	Wright St.	52 65	
				29	H	Green Bay	36 75					160	H	Milwaukee	74 85	
												165	A	Stetson	75 87	
												174	A	Detroit	60 85	
												191	A	Cleveland St.	60 71	
												199	A	Oakland	63 104	
												233	H	Bradley	56 67	
												268	H	Northern Ky.	55 70	
												281	H	Evansville	65 70	
												303	H	Eastern Ill.	73 68	
												307	A	Youngstown St.	70 76	
												308	H	Liberty	70 68	
												313	A	Illinois St.	56 77	
												316	A	Ill.-Chicago	60 74	
												327	A	Chicago St.	53 51	
LAST 12 Division I GAMES:																
316	A	Ill.-Chicago	60 74	160	H	Milwaukee	74 85	29	H	Green Bay	36 75	199	A	Oakland	63 104	
140	H	Wright St.	52 65	174	A	Detroit	60 85	233	H	Bradley	56 67	53	A	Indiana	58 87	
268	H	Northern Ky.	55 70	281	H	Evansville	65 70									
29	A	Green Bay	35 56													
307	A	Youngstown St.	70 76													
191	A	Cleveland St.	60 71													

Non-Div I Games: Ind.-Kokomo 102 47 Grace (IN) 71 49

Valparaiso

Loss, Non-Conf, S Site, H Home A Away N Neutral

Vanderbilt

Through Games Of Jan. 29, 2017

Average RPI Win:	183	WON-LOST	WINNING	LAST 10	STRENGTH OF	OPP. STRENGTH	TEAM	ADJ.	CONF.	ADJ CONF.
Average RPI Loss:	57	RECORD	PCT. RANK	GAMES	SCHEDULE	OF SCHEDULE	RPI	RPI	RPI	RPI
DIV. I ONLY	11- 11	164	1- 9	61	46	111	111	2	2	
DIV. I NON-CONF.	10- 3	54	1- 2	120	140	56	56	2	2	
TOTALS	RPI 1-25	RPI 26-50	W-L RECORDS	RPI 51-100	RPI 101-150	RPI 150+				
11- 11	1- 5	1- 1	OVERALL	1- 2	1- 2	7- 1				
7- 5	1- 3	1- 1	HOME	1- 1	1- 0	3- 0				
3- 6	0- 2	0- 0	AWAY	0- 1	0- 2	3- 1				
1- 0	0- 0	0- 0	NEUTRAL	0- 0	0- 0	1- 0				
10- 3	1- 1	1- 0	NON-CONFERENCE	1- 1	0- 0	7- 1				
6- 1	1- 1	1- 0	HOME	1- 0	0- 0	3- 0				
3- 2	0- 0	0- 0	AWAY	0- 1	0- 0	3- 1				
1- 0	0- 0	0- 0	NEUTRAL	0- 0	0- 0	1- 0				
1- 8	0- 4	0- 1	CONFERENCE	0- 1	1- 2	0- 0				
1- 4	0- 2	0- 1	HOME	0- 1	1- 0	0- 0				
0- 4	0- 2	0- 0	AWAY	0- 0	0- 2	0- 0				
0- 0	0- 0	0- 0	NEUTRAL	0- 0	0- 0	0- 0				

RPI S	Opponent	Score	RPI S	Opponent	Score	RPI S	Opponent	Score	RPI S	Opponent	Score	Team's RPI: 111
10	H Duke	77 73	35	H Tulane	74 63	53	A Indiana	61 94	107	A Arkansas	56 59	
11	H Louisville	66 78	36	H Missouri	68 74	62	H Florida	73 93	110	A Georgia	68 70	
15	A Tennessee	63 91				69	H Drexel	73 63	118	H Alabama	87 80	
15	H Tennessee	57 70							175	A Memphis	59 75	
21	A Texas A&M	72 77							181	A ETSU	80 72	
23	H Auburn	59 64							221	N SIUE	73 63	
									247	H Robert Morris	75 59	
									255	A UT Martin	79 77	
									266	H Tennessee Tech	89 57	
									296	H Kennesaw St.	86 54	
									315	A Air Force	75 49	
LAST 12 Division I GAMES:												
62	H Florida	73 93	110	A Georgia	68 70							
118	H Alabama	87 80	15	H Tennessee	57 70							
15	A Tennessee	63 91	21	A Texas A&M	72 77							
107	A Arkansas	56 59	175	A Memphis	59 75							
36	H Missouri	68 74	11	H Louisville	66 78							
23	H Auburn	59 64	266	H Tennessee Tech	89 57							

Non-Div I Games:

Vanderbilt

Loss, Non-Conf, S Site, H Home A Away N Neutral

Average RPI Win:	252	WON-LOST	WINNING	LAST 10	STRENGTH OF	OPP. STRENGTH	TEAM	ADJ.	CONF.	ADJ CONF.
Average RPI Loss:	171	RECORD	PCT. RANK	GAMES	SCHEDULE	OF SCHEDULE	RPI	RPI	RPI	RPI
DIV. I ONLY	6- 14	269	3- 7	167	301	279	279	19	19	
DIV. I NON-CONF.	3- 9	275	0- 4	152	338	295	295	20	20	
TOTALS	RPI 1-25	RPI 26-50	W-L RECORDS	RPI 51-100	RPI 101-150	RPI 150+				
6- 14	0- 0	0- 2	OVERALL	0- 1	1- 2	5- 9				
5- 5	0- 0	0- 0	HOME	0- 1	1- 0	4- 4				
1- 9	0- 0	0- 2	AWAY	0- 0	0- 2	1- 5				
0- 0	0- 0	0- 0	NEUTRAL	0- 0	0- 0	0- 0				
3- 9	0- 0	0- 2	NON-CONFERENCE	0- 0	0- 1	3- 6				
3- 3	0- 0	0- 0	HOME	0- 0	0- 0	3- 3				
0- 6	0- 0	0- 2	AWAY	0- 0	0- 1	0- 3				
0- 0	0- 0	0- 0	NEUTRAL	0- 0	0- 0	0- 0				
3- 5	0- 0	0- 0	CONFERENCE	0- 1	1- 1	2- 3				
2- 2	0- 0	0- 0	HOME	0- 1	1- 0	1- 1				
1- 3	0- 0	0- 0	AWAY	0- 0	0- 1	1- 2				
0- 0	0- 0	0- 0	NEUTRAL	0- 0	0- 0	0- 0				

RPI	S	Opponent	Score	RPI	S	Opponent	Score	RPI	S	Opponent	Score	RPI	S	Opponent	Score	Team's RPI: 279
30	A	Temple	39 53	32	A	Michigan	56 78	88	H	New Hampshire	49 57	117	H	Maine	55 52	
												127	A	Hartford	55 68	
												136	A	Yale	48 77	
												160	H	Milwaukee	44 68	
												171	A	Albany (NY)	53 64	
												183	H	Binghamton	55 64	
												190	H	Brown	50 62	
												199	A	Oakland	55 79	
												203	H	Dartmouth	59 54	
												241	A	Howard	57 64	
												244	H	Stony Brook	53 43	
												260	A	UMBC	66 69	
												278	A	Central Conn. St.	76 78	
												293	H	Bryant	57 63	
												305	H	NJIT	64 42	
												306	H	Holy Cross	63 52	
												338	A	UMass Lowell	61 46	
LAST 12 Division I GAMES:																
244	H	Stony Brook	53 43	127	A	Hartford	55 68									
171	A	Albany (NY)	53 64	117	H	Maine	55 52									
338	A	UMass Lowell	61 46	241	A	Howard	57 64									
88	H	New Hampshire	49 57	199	A	Oakland	55 79									
260	A	UMBC	66 69	32	A	Michigan	56 78									
183	H	Binghamton	55 64	190	H	Brown	50 62									

Non-Div I Games:

Vermont

Villanova

Through Games Of Jan. 29, 2017

Average RPI Win:	156	WON-LOST	WINNING	LAST 10	STRENGTH OF	OPP. STRENGTH	TEAM	ADJ.	CONF.	ADJ CONF.
Average RPI Loss:	48	RECORD	PCT. RANK	GAMES	SCHEDULE	OF SCHEDULE	RPI	RPI	RPI	RPI
DIV. I ONLY	11- 10	156	7- 3	26	56	66	66	7	7	
DIV. I NON-CONF.	5- 6	186	1- 1	14	59	83	83	7	7	
TOTALS	RPI 1-25	RPI 26-50	W-L RECORDS	RPI 51-100	RPI 101-150	RPI 150+				
11- 10	0- 3	1- 4	OVERALL	2- 1	1- 2	7- 0				
5- 4	0- 1	1- 2	HOME	1- 1	0- 0	3- 0				
5- 3	0- 1	0- 2	AWAY	0- 0	1- 0	4- 0				
1- 3	0- 1	0- 0	NEUTRAL	1- 0	0- 2	0- 0				
5- 6	0- 2	0- 1	NON-CONFERENCE	1- 1	1- 2	3- 0				
2- 2	0- 0	0- 1	HOME	0- 1	0- 0	2- 0				
2- 1	0- 1	0- 0	AWAY	0- 0	1- 0	1- 0				
1- 3	0- 1	0- 0	NEUTRAL	1- 0	0- 2	0- 0				
6- 4	0- 1	1- 3	CONFERENCE	1- 0	0- 0	4- 0				
3- 2	0- 1	1- 1	HOME	1- 0	0- 0	1- 0				
3- 2	0- 0	0- 2	AWAY	0- 0	0- 0	3- 0				
0- 0	0- 0	0- 0	NEUTRAL	0- 0	0- 0	0- 0				

RPI 1-25				RPI 26-50				RPI 51-100 Team's RPI: 66				RPI 101+			
RPI	S	Opponent	Score	RPI	S	Opponent	Score	RPI	S	Opponent	Score	RPI	S	Opponent	Score
4	N	Mississippi St.	62 108	28	A	Creighton	46 60	75	H	George Washington	69 72	106	N	Troy	85 93
10	A	Duke	50 68	30	H	Temple	48 83	84	H	St. John's (NY)	55 50	128	N	VCU	66 68
16	H	DePaul	50 80	40	H	Marquette	71 77	93	N	Purdue	58 44	137	A	Saint Joseph's	62 54
				42	A	Georgetown	49 54					151	A	Penn	60 48
				42	H	Georgetown	71 50					152	A	Providence	64 59
												158	H	La Salle	52 49
												176	A	Xavier	72 47
												185	H	Seton Hall	69 52
												225	A	Butler	70 69
												314	H	Lehigh	59 37
LAST 12 Division I GAMES:															
42	A	Georgetown	49 54	28	A	Creighton	46 60								
176	A	Xavier	72 47	152	A	Providence	64 59								
225	A	Butler	70 69	42	H	Georgetown	71 50								
151	A	Penn	60 48	16	H	DePaul	50 80								
84	H	St. John's (NY)	55 50	40	H	Marquette	71 77								
185	H	Seton Hall	69 52	10	A	Duke	50 68								

Non-Div I Games:

Villanova

Loss, Non-Conf, S Site, H Home A Away N Neutral

Average RPI Win:	182	WON-LOST	WINNING	LAST 10	STRENGTH OF	OPP. STRENGTH	TEAM	ADJ.	CONF.	ADJ CONF.
Average RPI Loss:	53	RECORD	PCT. RANK	GAMES	SCHEDULE	OF SCHEDULE	RPI	RPI	RPI	RPI
DIV. I ONLY	14- 7	87	5- 5	133	35	71	71	3	3	
DIV. I NON-CONF.	11- 2	24	4- 0	281	69	80	80	4	4	
TOTALS	RPI 1-25	RPI 26-50	W-L RECORDS	RPI 51-100	RPI 101-150	RPI 150+				
14- 7	0- 2	1- 2	OVERALL	2- 2	2- 1	9- 0				
9- 1	0- 1	1- 0	HOME	2- 0	0- 0	6- 0				
4- 5	0- 1	0- 2	AWAY	0- 1	2- 1	2- 0				
1- 1	0- 0	0- 0	NEUTRAL	0- 1	0- 0	1- 0				
11- 2	0- 0	0- 1	NON-CONFERENCE	2- 1	1- 0	8- 0				
7- 0	0- 0	0- 0	HOME	2- 0	0- 0	5- 0				
3- 1	0- 0	0- 1	AWAY	0- 0	1- 0	2- 0				
1- 1	0- 0	0- 0	NEUTRAL	0- 1	0- 0	1- 0				
3- 5	0- 2	1- 1	CONFERENCE	0- 1	1- 1	1- 0				
2- 1	0- 1	1- 0	HOME	0- 0	0- 0	1- 0				
1- 4	0- 1	0- 1	AWAY	0- 1	1- 1	0- 0				
0- 0	0- 0	0- 0	NEUTRAL	0- 0	0- 0	0- 0				

RPI 1-25				RPI 26-50				RPI 51-100 Team's RPI: 71				RPI 101+			
RPI	S	Opponent	Score	RPI	S	Opponent	Score	RPI	S	Opponent	Score	RPI	S	Opponent	Score
3	A	Notre Dame	74 82	34	A	Syracuse	49 54	72	A	North Carolina	58 67	110	A	Georgia	66 43
11	H	Louisville	81 86	41	A	Northwestern	60 69	74	H	Dayton	66 56	124	A	Clemson	69 37
				43	H	Virginia Tech	76 27	81	H	Middle Tenn.	63 51	126	A	Pittsburgh	54 62
								84	N	St. John's (NY)	55 66	161	H	Boston College	62 55
												163	N	Nebraska	73 51
												182	H	Rutgers	62 54
												238	H	UMES	60 50
												239	A	Richmond	63 56
												252	A	Bowling Green	67 47
												260	H	UMBC	56 30
												299	H	Coppin St.	103 40
												316	H	Ill.-Chicago	76 39
LAST 12 Division I GAMES:															
3	A	Notre Dame	74 82	11	H	Louisville	81 86								
43	H	Virginia Tech	76 27	34	A	Syracuse	49 54								
126	A	Pittsburgh	54 62	74	H	Dayton	66 56								
124	A	Clemson	69 37	260	H	UMBC	56 30								
161	H	Boston College	62 55	238	H	UMES	60 50								
72	A	North Carolina	58 67	110	A	Georgia	66 43								

Non-Div I Games:

Virginia

■ Loss,
 ■ Non-Conf,
 ■ S Site,
 ■ H Home
 ■ A Away
 N Neutral

Average RPI Win:	160	WON-LOST	WINNING	LAST 10	STRENGTH OF	OPP. STRENGTH	TEAM	ADJ.	CONF.	ADJ CONF.
Average RPI Loss:	29	RECORD	PCT. RANK	GAMES	SCHEDULE	OF SCHEDULE	RPI	RPI	RPI	RPI
DIV. I ONLY	16- 5	35	5- 5	78	53	43	43	3	3	
DIV. I NON-CONF.	13- 0	1	4- 0	236	115	38	38	4	4	
TOTALS	RPI 1-25	RPI 26-50	W-L RECORDS	RPI 51-100	RPI 101-150	RPI 150+				
16- 5	2- 3	1- 1	OVERALL	2- 1	3- 0	8- 0				
12- 2	1- 1	1- 1	HOME	2- 0	1- 0	7- 0				
4- 3	1- 0	0- 0	AWAY	0- 0	2- 0	1- 0				
0- 0	0- 0	0- 0	NEUTRAL	0- 0	0- 0	0- 0				
13- 0	2- 0	1- 0	NON-CONFERENCE	0- 0	2- 0	8- 0				
10- 0	1- 0	1- 0	HOME	0- 0	1- 0	7- 0				
3- 0	1- 0	0- 0	AWAY	0- 0	1- 0	1- 0				
0- 0	0- 0	0- 0	NEUTRAL	0- 0	0- 0	0- 0				
3- 5	0- 3	0- 1	CONFERENCE	2- 1	1- 0	0- 0				
2- 2	0- 1	0- 1	HOME	2- 0	0- 0	0- 0				
1- 3	0- 2	0- 0	AWAY	0- 1	1- 0	0- 0				
0- 0	0- 0	0- 0	NEUTRAL	0- 0	0- 0	0- 0				

RPI 1-25				RPI 26-50				Team's RPI: 43				RPI 51-100				RPI 101+			
RPI	S	Opponent	Score	RPI	S	Opponent	Score	RPI	S	Opponent	Score	RPI	S	Opponent	Score	RPI	S	Opponent	Score
6	H	Florida St.	54 82	34	H	Syracuse	72 82	52	H	Wake Forest	72 70	109	H	Radford	71 52				
10	A	Duke	59 84	42	H	Georgetown	73 63	71	A	Virginia	27 76	124	A	Clemson	78 69				
15	H	Tennessee	67 63					72	H	North Carolina	76 68	129	A	UCF	67 64				
22	A	Miami (FL)	75 82									163	H	Nebraska	76 67				
23	A	Auburn	92 87									192	A	Col. of Charleston	71 61				
												222	H	UNC Asheville	71 52				
												252	H	Bowling Green	98 51				
												259	H	Presbyterian	67 36				
												278	H	Central Conn. St.	81 47				
												285	H	Gardner-Webb	76 42				
												341	H	Delaware St.	88 48				
LAST 12 Division I GAMES:																			
34	H	Syracuse	72 82	124	A	Clemson	78 69												
71	A	Virginia	27 76	72	H	North Carolina	76 68												
6	H	Florida St.	54 82	341	H	Delaware St.	88 48												
10	A	Duke	59 84	109	H	Radford	71 52												
52	H	Wake Forest	72 70	23	A	Auburn	92 87												
22	A	Miami (FL)	75 82	252	H	Bowling Green	98 51												

Non-Div I Games:

Virginia Tech

Average RPI Win:	0	WON-LOST	WINNING	LAST 10	STRENGTH OF	OPP. STRENGTH	TEAM	ADJ.	CONF.	ADJ CONF.
Average RPI Loss:	222	RECORD	PCT. RANK	GAMES	SCHEDULE	OF SCHEDULE	RPI	RPI	RPI	RPI
DIV. I ONLY	0- 19	347	0- 10	264	346	346	346	31	31	
DIV. I NON-CONF.	0- 10	335	0- 3	154	334	336	336	32	32	
TOTALS	RPI 1-25	RPI 26-50	W-L RECORDS	RPI 51-100	RPI 101-150	RPI 150+				
0- 19	0- 0	0- 0	OVERALL	0- 2	0- 1	0- 16				
0- 9	0- 0	0- 0	HOME	0- 0	0- 1	0- 8				
0- 10	0- 0	0- 0	AWAY	0- 2	0- 0	0- 8				
0- 0	0- 0	0- 0	NEUTRAL	0- 0	0- 0	0- 0				
0- 10	0- 0	0- 0	NON-CONFERENCE	0- 2	0- 1	0- 7				
0- 5	0- 0	0- 0	HOME	0- 0	0- 1	0- 4				
0- 5	0- 0	0- 0	AWAY	0- 2	0- 0	0- 3				
0- 0	0- 0	0- 0	NEUTRAL	0- 0	0- 0	0- 0				
0- 9	0- 0	0- 0	CONFERENCE	0- 0	0- 0	0- 9				
0- 4	0- 0	0- 0	HOME	0- 0	0- 0	0- 4				
0- 5	0- 0	0- 0	AWAY	0- 0	0- 0	0- 5				
0- 0	0- 0	0- 0	NEUTRAL	0- 0	0- 0	0- 0				

RPI S	Opponent	Score	RPI S	Opponent	Score	RPI S	Opponent	Score	RPI S	Opponent	Score	Team's RPI: 346
						84	A St. John's (NY)	34 62	136	H Yale	52 66	
						88	A New Hampshire	40 73	151	H Penn	39 63	
									159	H Towson	40 69	
									161	A Army West Point	40 85	
									171	H Albany (NY)	50 75	
									188	A Sacred Heart	52 62	
									188	H Sacred Heart	56 70	
									208	A Princeton	44 107	
									211	H Saint Francis (PA)	46 67	
									247	H Robert Morris	63 82	
									278	A Central Conn. St.	53 66	
									293	A Bryant	61 70	
									305	A NJIT	45 68	
									330	A Mt. St. Mary's	47 66	
									339	A LIU Brooklyn	64 69	
									341	H Delaware St.	49 61	
									343	H Fairleigh Dickinson	53 59	
LAST 12 Division I GAMES:												
211	H Saint Francis (PA)	46 67	343	H Fairleigh Dickinson	53 59							
339	A LIU Brooklyn	64 69	330	A Mt. St. Mary's	47 66							
188	A Sacred Heart	52 62	278	A Central Conn. St.	53 66							
293	A Bryant	61 70	208	A Princeton	44 107							
247	H Robert Morris	63 82	84	A St. John's (NY)	34 62							
188	H Sacred Heart	56 70	171	H Albany (NY)	50 75							

Non-Div I Games: Staten Island 62 60

Wagner

Wake Forest

Through Games Of Jan. 29, 2017

Average RPI Win: 149		WON-LOST	WINNING	LAST 10	STRENGTH OF	OPP. STRENGTH	TEAM	ADJ.	CONF.	ADJ CONF.
Average RPI Loss: 58		RECORD	PCT. RANK	GAMES	SCHEDULE	OF SCHEDULE	RPI	RPI	RPI	RPI
DIV. I ONLY		13- 8	114	5- 5	47	34	52	52	3	3
DIV. I NON-CONF.		9- 4	85	2- 2	108	70	75	75	4	4
TOTALS		RPI 1-25	RPI 26-50	W-L RECORDS		RPI 51-100	RPI 101-150	RPI 150+		
13- 8	0- 3	1- 3		OVERALL		2- 0	3- 1	7- 1		
10- 2	0- 0	0- 1		HOME		1- 0	3- 1	6- 0		
3- 6	0- 3	1- 2		AWAY		1- 0	0- 0	1- 1		
0- 0	0- 0	0- 0		NEUTRAL		0- 0	0- 0	0- 0		
9- 4	0- 1	1- 1		NON-CONFERENCE		0- 0	2- 1	6- 1		
7- 1	0- 0	0- 0		HOME		0- 0	2- 1	5- 0		
2- 3	0- 1	1- 1		AWAY		0- 0	0- 0	1- 1		
0- 0	0- 0	0- 0		NEUTRAL		0- 0	0- 0	0- 0		
4- 4	0- 2	0- 2		CONFERENCE		2- 0	1- 0	1- 0		
3- 1	0- 0	0- 1		HOME		1- 0	1- 0	1- 0		
1- 3	0- 2	0- 1		AWAY		1- 0	0- 0	0- 0		
0- 0	0- 0	0- 0		NEUTRAL		0- 0	0- 0	0- 0		

RPI	S	Opponent	Score	RPI	S	Opponent	Score	RPI	S	Opponent	Score	RPI	S	Opponent	Score
3	A	Notre Dame	72 92	27	A	Elon	78 68	56	H	Georgia Tech	70 65	105	H	Navy	75 65
10	A	Duke	43 71	39	H	North Carolina St.	50 65	72	A	North Carolina	80 77	109	H	Radford	60 68
25	A	LSU	57 60	43	A	Virginia Tech	70 72					124	H	Clemson	68 56
				50	A	James Madison	76 83					128	H	VCU	60 54
												161	H	Boston College	71 55
												176	H	Xavier	58 45
												180	A	Illinois	79 70
												182	H	Rutgers	55 43
												185	A	Seton Hall	63 70
												227	H	Samford	51 40
												237	H	Furman	59 52
												261	H	Eastern Mich.	89 61
LAST 12 Division I GAMES:															
10	A	Duke	43 71	39	H	North Carolina St.	50 65								
161	H	Boston College	71 55	3	A	Notre Dame	72 92								
56	H	Georgia Tech	70 65	50	A	James Madison	76 83								
72	A	North Carolina	80 77	128	H	VCU	60 54								
43	A	Virginia Tech	70 72	227	H	Samford	51 40								
124	H	Clemson	68 56	109	H	Radford	60 68								

Non-Div I Games:

Wake Forest

■ Loss,
 ■ Non-Conf, S Site,
 ■ Home
 ■ Away
 N Neutral

Average RPI Win:	122	WON-LOST	WINNING	LAST 10	STRENGTH OF	OPP. STRENGTH	TEAM	ADJ.	CONF.	ADJ CONF.
Average RPI Loss:	6	RECORD	PCT. RANK	GAMES	SCHEDULE	OF SCHEDULE	RPI	RPI	RPI	RPI
DIV. I ONLY	20- 3	10	0- 2	30	21	12	12	1	1	
DIV. I NON-CONF.	12- 1	7	0- 1	77	146	11	11	1	1	
TOTALS	RPI 1-25	RPI 26-50	W-L RECORDS	RPI 51-100	RPI 101-150	RPI 150+				
20- 3	1- 3	3- 0	OVERALL	6- 0	2- 0	8- 0				
12- 1	1- 1	1- 0	HOME	5- 0	0- 0	5- 0				
8- 2	0- 2	2- 0	AWAY	1- 0	2- 0	3- 0				
0- 0	0- 0	0- 0	NEUTRAL	0- 0	0- 0	0- 0				
12- 1	0- 1	1- 0	NON-CONFERENCE	2- 0	1- 0	8- 0				
8- 0	0- 0	1- 0	HOME	2- 0	0- 0	5- 0				
4- 1	0- 1	0- 0	AWAY	0- 0	1- 0	3- 0				
0- 0	0- 0	0- 0	NEUTRAL	0- 0	0- 0	0- 0				
8- 2	1- 2	2- 0	CONFERENCE	4- 0	1- 0	0- 0				
4- 1	1- 1	0- 0	HOME	3- 0	0- 0	0- 0				
4- 1	0- 1	2- 0	AWAY	1- 0	1- 0	0- 0				
0- 0	0- 0	0- 0	NEUTRAL	0- 0	0- 0	0- 0				

RPI	S	Opponent	Score	RPI	S	Opponent	Score	RPI	S	Opponent	Score	RPI	S	Opponent	Score
3	A	Notre Dame	60 71	26	A	Arizona St.	65 54	59	H	California	90 67	104	A	BYU	82 70
7	A	Oregon St.	70 73	36	H	Missouri	79 66	60	A	Washington St.	87 44	120	A	Arizona	90 73
8	H	Stanford	68 72	37	A	Oregon	99 77	60	H	Washington St.	94 63	154	H	Idaho	105 53
9	H	UCLA	82 70					64	H	Boise St.	92 66	155	H	Eastern Wash.	100 52
								73	H	Southern California	77 67	173	H	Fresno St.	85 54
								91	H	Colorado St.	101 68	214	H	CSUN	101 44
												215	A	Grand Canyon	101 66
												230	A	Seattle U	94 64
												258	A	Portland	83 53
												309	H	Savannah St.	87 36
LAST 12 Division I GAMES:															
3	A	Notre Dame	60 71	9	H	UCLA	82 70	73	H	Southern California	77 67				
8	H	Stanford	68 72	7	A	Oregon St.	70 73	37	A	Oregon	99 77				
59	H	California	90 67	60	H	Washington St.	94 63								
60	A	Washington St.	87 44	26	A	Arizona St.	65 54								
26	A	Arizona St.	65 54	120	A	Arizona	90 73								

Non-Div I Games:

Washington

■ Loss,
 ■ Non-Conf, S Site,
 ■ Home
 ■ Away
 N Neutral

Average RPI Win:	113	WON-LOST	WINNING	LAST 10	STRENGTH OF	OPP. STRENGTH	TEAM	ADJ.	CONF.	ADJ CONF.
Average RPI Loss:	45	RECORD	PCT. RANK	GAMES	SCHEDULE	OF SCHEDULE	RPI	RPI	RPI	RPI
DIV. I ONLY	9- 12	216	4- 6	2	16	60	60	1	1	
DIV. I NON-CONF.	5- 6	186	0- 2	13	88	103	103	1	1	
TOTALS	RPI 1-25	RPI 26-50	W-L RECORDS	RPI 51-100	RPI 101-150	RPI 150+				
9- 12	1- 6	1- 2	OVERALL	2- 2	2- 2	3- 0				
7- 4	1- 2	0- 1	HOME	2- 1	2- 0	2- 0				
1- 7	0- 3	1- 1	AWAY	0- 1	0- 2	0- 0				
1- 1	0- 1	0- 0	NEUTRAL	0- 0	0- 0	1- 0				
5- 6	0- 2	0- 1	NON-CONFERENCE	0- 2	2- 1	3- 0				
4- 2	0- 0	0- 1	HOME	0- 1	2- 0	2- 0				
0- 3	0- 1	0- 0	AWAY	0- 1	0- 1	0- 0				
1- 1	0- 1	0- 0	NEUTRAL	0- 0	0- 0	1- 0				
4- 6	1- 4	1- 1	CONFERENCE	2- 0	0- 1	0- 0				
3- 2	1- 2	0- 0	HOME	2- 0	0- 0	0- 0				
1- 4	0- 2	1- 1	AWAY	0- 0	0- 1	0- 0				
0- 0	0- 0	0- 0	NEUTRAL	0- 0	0- 0	0- 0				

RPI 1-25				RPI 26-50				RPI 51-100				RPI 101+			
RPI	S	Opponent	Score	RPI	S	Opponent	Score	RPI	S	Opponent	Score	RPI	S	Opponent	Score
7	A	Oregon St.	58 80	26	A	Arizona St.	49 68	59	H	California	84 79	119	A	Saint Louis	70 73
8	H	Stanford	54 76	37	A	Oregon	75 59	64	H	Boise St.	73 77	120	A	Arizona	55 56
9	H	UCLA	82 73	44	H	Oklahoma St.	72 79	73	H	Southern California	74 57	125	H	St. Mary's (CA)	85 69
12	A	Washington	63 94					96	A	Gonzaga	61 79	143	H	San Francisco	73 35
12	H	Washington	44 87									163	N	Nebraska	79 65
14	A	Kentucky	67 69									200	H	Loyola Marymount	92 45
19	N	Maryland	69 79									212	H	San Diego	83 73
LAST 12 Division I GAMES:															
59	H	California	84 79	9	H	UCLA	82 73								
8	H	Stanford	54 76	37	A	Oregon	75 59								
12	H	Washington	44 87	7	A	Oregon St.	58 80								
120	A	Arizona	55 56	12	A	Washington	63 94								
26	A	Arizona St.	49 68	14	A	Kentucky	67 69								
73	H	Southern California	74 57	119	A	Saint Louis	70 73								

Non-Div I Games:

Washington St.

■ Loss,
■ Non-Conf,
■ S Site,
■ H Home
■ A Away
N Neutral

Average RPI Win: 285		WON-LOST	WINNING	LAST 10	STRENGTH OF	OPP. STRENGTH	TEAM	ADJ.	CONF.	ADJ CONF.
Average RPI Loss: 140		RECORD	PCT. RANK	GAMES	SCHEDULE	OF SCHEDULE	RPI	RPI	RPI	RPI
DIV. I ONLY		6- 11	250	2- 8	232	250	257	257	21	21
DIV. I NON-CONF.		4- 5	198	0- 4	312	235	238	238	19	19
TOTALS	RPI 1-25	RPI 26-50		W-L RECORDS		RPI 51-100	RPI 101-150		RPI 150+	
6- 11	0- 0	0- 0		OVERALL		0- 3	0- 2		6- 6	
3- 5	0- 0	0- 0		HOME		0- 2	0- 1		3- 2	
3- 5	0- 0	0- 0		AWAY		0- 1	0- 1		3- 3	
0- 1	0- 0	0- 0		NEUTRAL		0- 0	0- 0		0- 1	
4- 5	0- 0	0- 0		NON-CONFERENCE		0- 1	0- 1		4- 3	
1- 2	0- 0	0- 0		HOME		0- 0	0- 0		1- 2	
3- 2	0- 0	0- 0		AWAY		0- 1	0- 1		3- 0	
0- 1	0- 0	0- 0		NEUTRAL		0- 0	0- 0		0- 1	
2- 6	0- 0	0- 0		CONFERENCE		0- 2	0- 1		2- 3	
2- 3	0- 0	0- 0		HOME		0- 2	0- 1		2- 0	
0- 3	0- 0	0- 0		AWAY		0- 0	0- 0		0- 3	
0- 0	0- 0	0- 0		NEUTRAL		0- 0	0- 0		0- 0	

RPI 1-25				RPI 26-50				RPI 51-100				RPI 101+				Team's RPI: 257	
RPI	S	Opponent	Score	RPI	S	Opponent	Score	RPI	S	Opponent	Score	RPI	S	Opponent	Score		
								55	A	Utah	52 71	104	A	BYU	64 73		
								67	H	Montana St.	68 83	148	H	North Dakota	65 70		
								97	H	Northern Colo.	79 88	154	A	Idaho	77 95		
												155	A	Eastern Wash.	85 99		
												165	N	Stetson	68 70		
												173	H	Fresno St.	57 60		
												210	A	Idaho St.	52 57		
												210	H	Idaho St.	50 43		
												214	H	CSUN	78 89		
												258	H	Portland	76 37		
												264	A	FIU	64 61		
												315	A	Air Force	76 61		
												331	A	Utah Valley	64 61		
												333	H	Montana	74 58		
LAST 12 Division I GAMES:																	
				210	A	Idaho St.	52 57	333	H	Montana	74 58						
				97	H	Northern Colo.	79 88	67	H	Montana St.	68 83						
				148	H	North Dakota	65 70	173	H	Fresno St.	57 60						
				155	A	Eastern Wash.	85 99	55	A	Utah	52 71						
				154	A	Idaho	77 95	214	H	CSUN	78 89						
				210	H	Idaho St.	50 43	104	A	BYU	64 73						

Non-Div I Games: Cal St. San B'dino 75 69 Westminster (UT) 81 68

Weber St.

■ Loss, ■ Non-Conf, S Site, H Home A Away N Neutral

Average RPI Win: 196		WON-LOST	WINNING	LAST 10	STRENGTH OF	OPP. STRENGTH	TEAM	ADJ.	CONF.	ADJ CONF.
Average RPI Loss: 17		RECORD	PCT. RANK	GAMES	SCHEDULE	OF SCHEDULE	RPI	RPI	RPI	RPI
DIV. I ONLY		16- 6	51	4- 6	83	62	54	54	4	4
DIV. I NON-CONF.		12- 0	1	2- 0	290	299	65	65	3	3
TOTALS		RPI 1-25	RPI 26-50		W-L RECORDS		RPI 51-100	RPI 101-150		RPI 150+
16- 6		2- 5	1- 1		OVERALL		2- 0	2- 0		9- 0
11- 2		1- 2	1- 0		HOME		1- 0	0- 0		8- 0
2- 4		0- 3	0- 1		AWAY		0- 0	2- 0		0- 0
3- 0		1- 0	0- 0		NEUTRAL		1- 0	0- 0		1- 0
12- 0		1- 0	0- 0		NON-CONFERENCE		2- 0	0- 0		9- 0
9- 0		0- 0	0- 0		HOME		1- 0	0- 0		8- 0
0- 0		0- 0	0- 0		AWAY		0- 0	0- 0		0- 0
3- 0		1- 0	0- 0		NEUTRAL		1- 0	0- 0		1- 0
4- 6		1- 5	1- 1		CONFERENCE		0- 0	2- 0		0- 0
2- 2		1- 2	1- 0		HOME		0- 0	0- 0		0- 0
2- 4		0- 3	0- 1		AWAY		0- 0	2- 0		0- 0
0- 0		0- 0	0- 0		NEUTRAL		0- 0	0- 0		0- 0

RPI	S	Opponent	Score	RPI	S	Opponent	Score	RPI	S	Opponent	Score	RPI	S	Opponent	Score
5	A	Baylor	73 79	46	A	Texas Tech	66 75	98	H	Ole Miss	66 61	131	A	Kansas	62 51
5	H	Baylor	56 91	46	H	Texas Tech	89 79	99	N	East Carolina	79 47	142	A	TCU	83 61
13	A	Texas	54 69									205	H	Morehead St.	94 53
13	H	Texas	63 73									241	H	Howard	95 49
17	A	Kansas St.	71 86									275	N	N.C. A&T	80 64
18	H	Oklahoma	83 73									286	H	Charleston So.	88 38
23	N	Auburn	56 52									294	H	USC Upstate	91 33
												299	H	Coppin St.	69 39
												318	H	High Point	82 59
												330	H	Mt. St. Mary's	77 45
												332	H	Longwood	107 40
LAST 12 Division I GAMES:															
13	A	Texas	54 69	18	H	Oklahoma	83 73								
46	H	Texas Tech	89 79	5	H	Baylor	56 91								
5	A	Baylor	73 79	17	A	Kansas St.	71 86								
131	A	Kansas	62 51	142	A	TCU	83 61								
13	H	Texas	63 73	330	H	Mt. St. Mary's	77 45								
46	A	Texas Tech	66 75	332	H	Longwood	107 40								

Non-Div I Games:

West Virginia

■ Loss,
■ Non-Conf,
■ S Site,
■ H Home
■ A Away
N Neutral

Average RPI Win:	318	WON-LOST	WINNING	LAST 10	STRENGTH OF	OPP. STRENGTH	TEAM	ADJ.	CONF.	ADJ CONF.
Average RPI Loss:	172	RECORD	PCT. RANK	GAMES	SCHEDULE	OF SCHEDULE	RPI	RPI	RPI	RPI
DIV. I ONLY	4- 17	314	2- 8	187	280	301	301	18	18	
DIV. I NON-CONF.	4- 10	259	2- 3	215	295	275	275	22	22	
TOTALS	RPI 1-25	RPI 26-50	W-L RECORDS	RPI 51-100	RPI 101-150	RPI 150+				
4- 17	0- 1	0- 0	OVERALL	0- 0	0- 7	4- 9				
2- 5	0- 0	0- 0	HOME	0- 0	0- 1	2- 4				
2- 10	0- 1	0- 0	AWAY	0- 0	0- 4	2- 5				
0- 2	0- 0	0- 0	NEUTRAL	0- 0	0- 2	0- 0				
4- 10	0- 1	0- 0	NON-CONFERENCE	0- 0	0- 5	4- 4				
2- 3	0- 0	0- 0	HOME	0- 0	0- 0	2- 3				
2- 5	0- 1	0- 0	AWAY	0- 0	0- 3	2- 1				
0- 2	0- 0	0- 0	NEUTRAL	0- 0	0- 2	0- 0				
0- 7	0- 0	0- 0	CONFERENCE	0- 0	0- 2	0- 5				
0- 2	0- 0	0- 0	HOME	0- 0	0- 1	0- 1				
0- 5	0- 0	0- 0	AWAY	0- 0	0- 1	0- 4				
0- 0	0- 0	0- 0	NEUTRAL	0- 0	0- 0	0- 0				

RPI 1-25				RPI 26-50				RPI 51-100				RPI 101+ Team's RPI: 301			
RPI	S	Opponent	Score	RPI	S	Opponent	Score	RPI	S	Opponent	Score	RPI	S	Opponent	Score
6	A	Florida St.	41 90									102	A	Chattanooga	46 67
												109	A	Radford	39 67
												110	A	Georgia	43 78
												112	N	Duquesne	50 65
												116	H	Mercer	57 59
												124	A	Clemson	63 78
												143	N	San Francisco	52 73
												181	A	ETSU	57 76
												206	H	Campbell	48 50
												218	A	Wofford	59 68
												222	A	UNC Asheville	53 62
												227	H	Samford	42 49
												237	A	Furman	44 73
												255	H	UT Martin	72 84
												273	A	UNCG	45 62
												285	H	Gardner-Webb	60 68
												286	H	Charleston So.	58 53
												318	H	High Point	73 64
												319	A	Eastern Ky.	72 61
												347	A	Florida A&M	62 61
LAST 12 Division I GAMES:															
273	A	UNCG	45 62	218	A	Wofford	59 68								
181	A	ETSU	57 76	286	H	Charleston So.	58 53								
102	A	Chattanooga	46 67	110	A	Georgia	43 78								
116	H	Mercer	57 59	318	H	High Point	73 64								
227	H	Samford	42 49	285	H	Gardner-Webb	60 68								
237	A	Furman	44 73	109	A	Radford	39 67								

Non-Div I Games: North Greenville 95 48

Western Caro.

■ Loss,
 ■ Non-Conf, S Site,
 ■ Home
 ■ Away
 N Neutral

Average RPI Win:	239	WON-LOST	WINNING	LAST 10	STRENGTH OF	OPP. STRENGTH	TEAM	ADJ.	CONF.	ADJ CONF.
Average RPI Loss:	69	RECORD	PCT. RANK	GAMES	SCHEDULE	OF SCHEDULE	RPI	RPI	RPI	RPI
DIV. I ONLY	14- 6	71	7- 3	223	173	101	101	11	11	
DIV. I NON-CONF.	8- 3	67	3- 0	285	226	106	106	9	9	
TOTALS	RPI 1-25	RPI 26-50	W-L RECORDS	RPI 51-100	RPI 101-150	RPI 150+				
14- 6	0- 0	0- 3	OVERALL	2- 2	1- 0	11- 1				
7- 1	0- 0	0- 0	HOME	1- 1	1- 0	5- 0				
7- 5	0- 0	0- 0	AWAY	1- 0	0- 0	6- 0				
0- 0	0- 0	0- 0	NEUTRAL	0- 0	0- 0	0- 0				
8- 3	0- 0	0- 2	NON-CONFERENCE	1- 0	0- 0	7- 1				
4- 0	0- 0	0- 0	HOME	1- 0	0- 0	3- 0				
4- 3	0- 0	0- 2	AWAY	0- 0	0- 0	4- 1				
0- 0	0- 0	0- 0	NEUTRAL	0- 0	0- 0	0- 0				
6- 3	0- 0	0- 1	CONFERENCE	1- 2	1- 0	4- 0				
3- 1	0- 0	0- 0	HOME	0- 1	1- 0	2- 0				
3- 2	0- 0	0- 1	AWAY	1- 1	0- 0	2- 0				
0- 0	0- 0	0- 0	NEUTRAL	0- 0	0- 0	0- 0				

RPI 1-25				RPI 26-50				RPI 51-100				RPI 101+ Team's RPI: 101			
RPI	S	Opponent	Score	RPI	S	Opponent	Score	RPI	S	Opponent	Score	RPI	S	Opponent	Score
				36	A	Missouri	68 71	63	A	South Dakota	86 78	135	H	Oral Roberts	76 72
				38	A	South Dakota St.	58 73	70	A	IUPUI	52 66	160	A	Milwaukee	68 76
				40	A	Marquette	61 77	70	H	IUPUI	72 76	166	A	Omaha	78 74
								83	H	Northern Ill.	83 79	221	A	SIUE	76 74
												233	H	Bradley	91 77
												284	H	North Dakota St.	110 81
												295	H	Denver	87 62
												302	A	Southeast Mo. St.	100 87
												303	H	Eastern Ill.	83 62
												304	A	UMKC	78 65
												313	H	Illinois St.	80 50
												317	A	Fort Wayne	75 53
												327	A	Chicago St.	54 50
LAST 12 Division I GAMES:															
				63	A	South Dakota	86 78	295	H	Denver	87 62				
				70	H	IUPUI	72 76	70	A	IUPUI	52 66				
				38	A	South Dakota St.	58 73	317	A	Fort Wayne	75 53				
				284	H	North Dakota St.	110 81	313	H	Illinois St.	80 50				
				166	A	Omaha	78 74	327	A	Chicago St.	54 50				
				135	H	Oral Roberts	76 72	303	H	Eastern Ill.	83 62				

Non-Div I Games: Graceland (IA) 118 40 Monmouth (IL) 113 29

Western Ill.

Loss, Non-Conf, S Site, H Home A Away N Neutral

Average RPI Win:	213	WON-LOST	WINNING	LAST 10	STRENGTH OF	OPP. STRENGTH	TEAM	ADJ.	CONF.	ADJ CONF.
Average RPI Loss:	63	RECORD	PCT. RANK	GAMES	SCHEDULE	OF SCHEDULE	RPI	RPI	RPI	RPI
DIV. I ONLY	15- 6	61	1- 0	162	118	89	89	15	15	
DIV. I NON-CONF.	8- 4	97	1- 0	146	100	100	100	17	17	
TOTALS	RPI 1-25	RPI 26-50	W-L RECORDS	RPI 51-100	RPI 101-150	RPI 150+				
15- 6	0- 2	0- 1	OVERALL	2- 2	3- 1	10- 0				
10- 1	0- 0	0- 1	HOME	2- 0	1- 0	7- 0				
4- 3	0- 1	0- 0	AWAY	0- 1	1- 1	3- 0				
1- 2	0- 1	0- 0	NEUTRAL	0- 1	1- 0	0- 0				
8- 4	0- 2	0- 1	NON-CONFERENCE	1- 1	2- 0	5- 0				
5- 1	0- 0	0- 1	HOME	1- 0	1- 0	3- 0				
2- 1	0- 1	0- 0	AWAY	0- 0	0- 0	2- 0				
1- 2	0- 1	0- 0	NEUTRAL	0- 1	1- 0	0- 0				
7- 2	0- 0	0- 0	CONFERENCE	1- 1	1- 1	5- 0				
5- 0	0- 0	0- 0	HOME	1- 0	0- 0	4- 0				
2- 2	0- 0	0- 0	AWAY	0- 1	1- 1	1- 0				
0- 0	0- 0	0- 0	NEUTRAL	0- 0	0- 0	0- 0				

RPI 1-25				RPI 26-50				RPI 51-100				Team's RPI: 89	RPI 101+			
RPI	S	Opponent	Score	RPI	S	Opponent	Score	RPI	S	Opponent	Score		RPI	S	Opponent	Score
11	A	Louisville	61 68	49	H	UT Arlington	68 71	53	H	Indiana	85 74		114	N	Kent St.	79 73
16	N	DePaul	69 77					75	N	George Washington	49 68		133	A	Old Dominion	67 62
								76	A	Charlotte	85 89		139	H	Ball St.	68 61
								81	H	Middle Tenn.	66 51		150	A	UTSA	77 80
													192	H	Col. of Charleston	89 76
													193	H	UAB	60 48
													219	H	Marshall	73 57
													245	A	Austin Peay	85 65
													264	H	FIU	90 38
													282	A	UTEP	71 54
													287	H	Lipscomb	87 35
													319	A	Eastern Ky.	90 63
													326	H	Fla. Atlantic	76 55
													349	H	Alabama A&M	96 32
LAST 12 Division I GAMES:																
				114	N	Kent St.	79 73					133	A	Old Dominion	67 62	
				150	A	UTSA	77 80					76	A	Charlotte	85 89	
				282	A	UTEP	71 54					264	H	FIU	90 38	
				219	H	Marshall	73 57					326	H	Fla. Atlantic	76 55	
				81	H	Middle Tenn.	66 51					139	H	Ball St.	68 61	
				193	H	UAB	60 48					192	H	Col. of Charleston	89 76	

Non-Div I Games:

Western Ky.

Average RPI Win:	259	WON-LOST	WINNING	LAST 10	STRENGTH OF	OPP. STRENGTH	TEAM	ADJ.	CONF.	ADJ CONF.
Average RPI Loss:	80	RECORD	PCT. RANK	GAMES	SCHEDULE	OF SCHEDULE	RPI	RPI	RPI	RPI
DIV. I ONLY	14- 6	71	6- 4	333	110	164	164	10	10	
DIV. I NON-CONF.	9- 2	37	3- 0	348	148	190	190	11	11	
TOTALS	RPI 1-25	RPI 26-50	W-L RECORDS	RPI 51-100	RPI 101-150	RPI 150+				
14- 6	0- 0	0- 1	OVERALL	0- 3	0- 2	14- 0				
6- 3	0- 0	0- 0	HOME	0- 2	0- 1	6- 0				
7- 3	0- 0	0- 0	AWAY	0- 0	0- 0	7- 0				
1- 0	0- 0	0- 0	NEUTRAL	0- 0	0- 0	1- 0				
9- 2	0- 0	0- 1	NON-CONFERENCE	0- 1	0- 0	9- 0				
4- 1	0- 0	0- 0	HOME	0- 1	0- 0	4- 0				
4- 1	0- 0	0- 1	AWAY	0- 0	0- 0	4- 0				
1- 0	0- 0	0- 0	NEUTRAL	0- 0	0- 0	1- 0				
5- 4	0- 0	0- 0	CONFERENCE	0- 2	0- 2	5- 0				
2- 2	0- 0	0- 0	HOME	0- 1	0- 1	2- 0				
3- 2	0- 0	0- 0	AWAY	0- 1	0- 1	3- 0				
0- 0	0- 0	0- 0	NEUTRAL	0- 0	0- 0	0- 0				

RPI S	Opponent	Score	RPI S	Opponent	Score	RPI S	Opponent	Score	RPI S	Opponent	Score	Team's RPI: 164
			32 A	Michigan	40 66	61 A	Ohio	67 80	114 H	Kent St.	67 71	
						65 H	Michigan St.	64 68	139 A	Ball St.	56 61	
						68 H	Buffalo	47 62	174 A	Detroit	75 65	
									178 A	Akron	73 57	
									178 H	Akron	73 60	
									209 A	Miami (OH)	85 60	
									233 H	Bradley	83 64	
									252 H	Bowling Green	75 58	
									261 A	Eastern Mich.	76 67	
									284 A	North Dakota St.	68 63	
									289 H	Davidson	76 63	
									300 H	Loyola Chicago	65 53	
									304 A	UMKC	66 54	
									317 H	Fort Wayne	61 35	
									319 N	Eastern Ky.	74 59	
									327 A	Chicago St.	64 51	
LAST 12 Division I GAMES:												
			68 H	Buffalo	47 62	139 A	Ball St.	56 61				
			61 A	Ohio	67 80	209 A	Miami (OH)	85 60				
			178 A	Akron	73 57	178 H	Akron	73 60				
			114 H	Kent St.	67 71	327 A	Chicago St.	64 51				
			261 A	Eastern Mich.	76 67	233 H	Bradley	83 64				
			252 H	Bowling Green	75 58	174 A	Detroit	75 65				

Non-Div I Games:

Western Mich.

■ Loss,
■ Non-Conf,
■ S Site,
■ H Home
■ A Away
N Neutral

Average RPI Win:	228	WON-LOST	WINNING	LAST 10	STRENGTH OF	OPP. STRENGTH	TEAM	ADJ.	CONF.	ADJ CONF.
Average RPI Loss:	97	RECORD	PCT. RANK	GAMES	SCHEDULE	OF SCHEDULE	RPI	RPI	RPI	RPI
DIV. I ONLY	10- 10	164	5- 5	161	107	172	172	16	16	
DIV. I NON-CONF.	5- 6	186	2- 1	113	48	180	180	14	14	
TOTALS	RPI 1-25	RPI 26-50	W-L RECORDS	RPI 51-100	RPI 101-150	RPI 150+				
10- 10	0- 1	1- 4	OVERALL	0- 2	1- 0	8- 3				
6- 4	0- 0	1- 2	HOME	0- 1	1- 0	4- 1				
3- 4	0- 0	0- 2	AWAY	0- 0	0- 0	3- 2				
1- 2	0- 1	0- 0	NEUTRAL	0- 1	0- 0	1- 0				
5- 6	0- 1	1- 3	NON-CONFERENCE	0- 1	1- 0	3- 1				
4- 2	0- 0	1- 1	HOME	0- 0	1- 0	2- 1				
0- 2	0- 0	0- 2	AWAY	0- 0	0- 0	0- 0				
1- 2	0- 1	0- 0	NEUTRAL	0- 1	0- 0	1- 0				
5- 4	0- 0	0- 1	CONFERENCE	0- 1	0- 0	5- 2				
2- 2	0- 0	0- 1	HOME	0- 1	0- 0	2- 0				
3- 2	0- 0	0- 0	AWAY	0- 0	0- 0	3- 2				
0- 0	0- 0	0- 0	NEUTRAL	0- 0	0- 0	0- 0				

RPI S	Opponent	Score	RPI S	Opponent	Score	RPI S	Opponent	Score	RPI S	Opponent	Score	Team's RPI: 172
8 N	Stanford	39 87	28 H	Creighton	62 54	58 H	UNI	61 63	122 H	Abilene Christian	81 62	
			33 H	Drake	78 83	93 N	Purdue	49 86	156 A	Missouri St.	62 73	
			36 A	Missouri	57 64				157 N	Northeastern	87 73	
			38 H	South Dakota St.	58 78				189 A	Indiana St.	56 42	
			49 A	UT Arlington	70 74				197 A	Southern Ill.	54 77	
LAST 12 Division I GAMES:												
			300 A	Loyola Chicago	83 64	156 A	Missouri St.	62 73				
			189 A	Indiana St.	56 42	58 H	UNI	61 63				
			313 H	Illinois St.	67 45	33 H	Drake	78 83				
			233 H	Bradley	65 54	38 H	South Dakota St.	58 78				
			281 A	Evansville	74 67	335 H	Incarnate Word	73 63				
			197 A	Southern Ill.	54 77	122 H	Abilene Christian	81 62				

Non-Div I Games:

Wichita St.

Average RPI Win:	218	WON-LOST	WINNING	LAST 10	STRENGTH OF	OPP. STRENGTH	TEAM	ADJ.	CONF.	ADJ CONF.
Average RPI Loss:	105	RECORD	PCT. RANK	GAMES	SCHEDULE	OF SCHEDULE	RPI	RPI	RPI	RPI
DIV. I ONLY	13- 6	78	5- 5	206	148	130	130	8	8	
DIV. I NON-CONF.	10- 1	16	4- 0	289	292	97	97	8	8	
TOTALS	RPI 1-25	RPI 26-50	W-L RECORDS	RPI 51-100	RPI 101-150	RPI 150+				
13- 6	0- 0	0- 2	OVERALL	1- 1	2- 1	10- 2				
7- 4	0- 0	0- 2	HOME	1- 1	0- 1	6- 0				
6- 2	0- 0	0- 0	AWAY	0- 0	2- 0	4- 2				
0- 0	0- 0	0- 0	NEUTRAL	0- 0	0- 0	0- 0				
10- 1	0- 0	0- 0	NON-CONFERENCE	1- 1	1- 0	8- 0				
6- 1	0- 0	0- 0	HOME	1- 1	0- 0	5- 0				
4- 0	0- 0	0- 0	AWAY	0- 0	1- 0	3- 0				
0- 0	0- 0	0- 0	NEUTRAL	0- 0	0- 0	0- 0				
3- 5	0- 0	0- 2	CONFERENCE	0- 0	1- 1	2- 2				
1- 3	0- 0	0- 2	HOME	0- 0	0- 1	1- 0				
2- 2	0- 0	0- 0	AWAY	0- 0	1- 0	1- 2				
0- 0	0- 0	0- 0	NEUTRAL	0- 0	0- 0	0- 0				

RPI S	Opponent	Score	RPI S	Opponent	Score	RPI S	Opponent	Score	RPI S	Opponent	Score	Team's RPI: 130
27	H Elon	58 60	84	H St. John's (NY)	57 73	115	A Delaware	60 49				
50	H James Madison	64 79	99	H East Carolina	82 72	115	H Delaware	54 68				
						133	A Old Dominion	69 58				
						157	H Northeastern	60 58				
						159	A Towson	60 64				
						192	A Col. of Charleston	60 70				
						203	H Dartmouth	63 50				
						207	A American	48 34				
						211	H Saint Francis (PA)	73 60				
						220	A UNCW	57 43				
						239	H Richmond	67 39				
						283	A Norfolk St.	65 52				
						294	A USC Upstate	49 46				
						330	H Mt. St. Mary's	68 46				
						341	H Delaware St.	82 48				
LAST 12 Division I GAMES:												
50	H James Madison	64 79	192	A Col. of Charleston	60 70							
115	H Delaware	54 68	115	A Delaware	60 49							
27	H Elon	58 60	99	H East Carolina	82 72							
159	A Towson	60 64	211	H Saint Francis (PA)	73 60							
220	A UNCW	57 43	330	H Mt. St. Mary's	68 46							
157	H Northeastern	60 58	283	A Norfolk St.	65 52							

Non-Div I Games:

William & Mary

■ Loss,
 ■ Non-Conf,
 S Site,
 ■ Home
 ■ Away
 N Neutral

Average RPI Win:	332	WON-LOST	WINNING	LAST 10	STRENGTH OF	OPP. STRENGTH	TEAM	ADJ.	CONF.	ADJ CONF.
Average RPI Loss:	175	RECORD	PCT. RANK	GAMES	SCHEDULE	OF SCHEDULE	RPI	RPI	RPI	RPI
DIV. I ONLY	1- 18	343	1- 9	131	265	325	325	28	28	
DIV. I NON-CONF.	0- 11	335	0- 4	34	153	284	284	28	28	
TOTALS	RPI 1-25	RPI 26-50	W-L RECORDS	RPI 51-100	RPI 101-150	RPI 150+				
1- 18	0- 2	0- 2	OVERALL	0- 1	0- 2	1- 11				
1- 8	0- 0	0- 0	HOME	0- 0	0- 2	1- 6				
0- 7	0- 1	0- 1	AWAY	0- 0	0- 0	0- 5				
0- 3	0- 1	0- 1	NEUTRAL	0- 1	0- 0	0- 0				
0- 11	0- 2	0- 2	NON-CONFERENCE	0- 1	0- 1	0- 5				
0- 5	0- 0	0- 0	HOME	0- 0	0- 1	0- 4				
0- 3	0- 1	0- 1	AWAY	0- 0	0- 0	0- 1				
0- 3	0- 1	0- 1	NEUTRAL	0- 1	0- 0	0- 0				
1- 7	0- 0	0- 0	CONFERENCE	0- 0	0- 1	1- 6				
1- 3	0- 0	0- 0	HOME	0- 0	0- 1	1- 2				
0- 4	0- 0	0- 0	AWAY	0- 0	0- 0	0- 4				
0- 0	0- 0	0- 0	NEUTRAL	0- 0	0- 0	0- 0				

RPI	S	Opponent	Score	RPI	S	Opponent	Score	RPI	S	Opponent	Score	RPI	S	Opponent	Score	Team's RPI: 325
5	A	Baylor	32 140	31	A	Ohio St.	48 88	96	N	Gonzaga	41 71	109	H	Radford	50 60	
6	N	Florida St.	35 98	32	N	Michigan	39 76					116	H	Mercer	48 71	
												178	H	Akron	59 80	
												181	A	ETSU	45 62	
												192	H	Col. of Charleston	64 95	
												206	A	Campbell	32 61	
												222	H	UNC Asheville	53 68	
												259	H	Presbyterian	39 78	
												266	H	Tennessee Tech	50 73	
												286	A	Charleston So.	52 71	
												308	A	Liberty	51 80	
												318	A	High Point	43 88	
												332	H	Longwood	78 72	
												342	H	South Carolina St.	55 63	
LAST 12 Division I GAMES:																
308	A	Liberty	51 80	109	H	Radford	50 60									
332	H	Longwood	78 72	318	A	High Point	43 88									
259	H	Presbyterian	39 78	31	A	Ohio St.	48 88									
206	A	Campbell	32 61	116	H	Mercer	48 71									
286	A	Charleston So.	52 71	5	A	Baylor	32 140									
222	H	UNC Asheville	53 68	178	H	Akron	59 80									

Non-Div I Games: N.C. Wesleyan 89 40

Winthrop

Loss, Non-Conf, S Site, H Home A Away N Neutral

Average RPI Win:	215	WON-LOST	WINNING	LAST 10	STRENGTH OF	OPP. STRENGTH	TEAM	ADJ.	CONF.	ADJ CONF.
Average RPI Loss:	96	RECORD	PCT. RANK	GAMES	SCHEDULE	OF SCHEDULE	RPI	RPI	RPI	RPI
DIV. I ONLY	5- 16	300	1- 9	52	94	201	201	6	6	
DIV. I NON-CONF.	5- 8	218	2- 2	84	215	186	186	5	5	
TOTALS	RPI 1-25	RPI 26-50	W-L RECORDS	RPI 51-100	RPI 101-150	RPI 150+				
5- 16	0- 0	1- 4	OVERALL	0- 8	0- 0	4- 4				
2- 9	0- 0	0- 2	HOME	0- 5	0- 0	2- 2				
2- 6	0- 0	1- 2	AWAY	0- 2	0- 0	1- 2				
1- 1	0- 0	0- 0	NEUTRAL	0- 1	0- 0	1- 0				
5- 8	0- 0	1- 1	NON-CONFERENCE	0- 4	0- 0	4- 3				
2- 5	0- 0	0- 1	HOME	0- 2	0- 0	2- 2				
2- 2	0- 0	1- 0	AWAY	0- 1	0- 0	1- 1				
1- 1	0- 0	0- 0	NEUTRAL	0- 1	0- 0	1- 0				
0- 8	0- 0	0- 3	CONFERENCE	0- 4	0- 0	0- 1				
0- 4	0- 0	0- 1	HOME	0- 3	0- 0	0- 0				
0- 4	0- 0	0- 2	AWAY	0- 1	0- 0	0- 1				
0- 0	0- 0	0- 0	NEUTRAL	0- 0	0- 0	0- 0				

RPI S	Opponent	Score	RPI S	Opponent	Score	RPI S	Opponent	Score	RPI S	Opponent	Score	Team's RPI: 201
			29	A Green Bay	54 53	53	H Indiana	54 78	160	A Milwaukee	63 80	
			31	A Ohio St.	61 70	65	H Michigan St.	57 81	182	A Rutgers	52 68	
			32	H Michigan	56 73	72	H North Carolina	59 72	210	H Idaho St.	35 42	
			40	H Marquette	75 81	74	H Dayton	64 83	211	H Saint Francis (PA)	100 103	
			47	A Minnesota	60 88	76	A Charlotte	48 63	225	H Butler	60 55	
						92	A Penn St.	46 76	243	N Tennessee St.	80 70	
						93	H Purdue	57 79	267	H Mississippi Val.	103 61	
						98	N Ole Miss	44 69	313	A Illinois St.	64 46	
LAST 12 Division I GAMES:												
			53	H Indiana	54 78	182	A Rutgers	52 68				
			65	H Michigan St.	57 81	32	H Michigan	56 73				
			31	A Ohio St.	61 70	29	A Green Bay	54 53				
			92	A Penn St.	46 76	40	H Marquette	75 81				
			93	H Purdue	57 79	267	H Mississippi Val.	103 61				
			47	A Minnesota	60 88	210	H Idaho St.	35 42				

Non-Div I Games:

Wisconsin

■ Loss,
■ Non-Conf,
■ S Site,
■ H Home
■ A Away
N Neutral

Average RPI Win:	286	WON-LOST	WINNING	LAST 10	STRENGTH OF	OPP. STRENGTH	TEAM	ADJ.	CONF.	ADJ CONF.
Average RPI Loss:	143	RECORD	PCT. RANK	GAMES	SCHEDULE	OF SCHEDULE	RPI	RPI	RPI	RPI
DIV. I ONLY	10- 10	164	3- 6	284	291	218	218	18	18	
DIV. I NON-CONF.	8- 5	124	3- 1	306	306	172	172	22	22	
TOTALS	RPI 1-25	RPI 26-50	W-L RECORDS	RPI 51-100	RPI 101-150	RPI 150+				
10- 10	0- 0	0- 1	OVERALL	0- 2	0- 2	10- 5				
5- 3	0- 0	0- 0	HOME	0- 0	0- 1	5- 2				
5- 5	0- 0	0- 1	AWAY	0- 0	0- 1	5- 3				
0- 2	0- 0	0- 0	NEUTRAL	0- 2	0- 0	0- 0				
8- 5	0- 0	0- 1	NON-CONFERENCE	0- 2	0- 0	8- 2				
3- 0	0- 0	0- 0	HOME	0- 0	0- 0	3- 0				
5- 3	0- 0	0- 1	AWAY	0- 0	0- 0	5- 2				
0- 2	0- 0	0- 0	NEUTRAL	0- 2	0- 0	0- 0				
2- 5	0- 0	0- 0	CONFERENCE	0- 0	0- 2	2- 3				
2- 3	0- 0	0- 0	HOME	0- 0	0- 1	2- 2				
0- 2	0- 0	0- 0	AWAY	0- 0	0- 1	0- 1				
0- 0	0- 0	0- 0	NEUTRAL	0- 0	0- 0	0- 0				

RPI S	Opponent	Score	RPI S	Opponent	Score	RPI S	Opponent	Score	RPI S	Opponent	Score	Team's RPI: 218
39	A North Carolina St.	40 80	62	N Florida	51 74	102	H Chattanooga	61 71	116	A Mercer	39 54	
			79	N Jacksonville	60 66	166	A Omaha	64 89	181	H ETSU	69 77	
						220	A UNCW	71 67	222	A UNC Asheville	65 84	
						227	A Samford	54 57	231	H Coastal Caro.	67 62	
						237	H Furman	49 69	273	H UNCG	54 48	
						285	H Gardner-Webb	75 66	286	A Charleston So.	59 45	
						291	A North Florida	79 60	296	A Kennesaw St.	78 49	
						301	H Western Caro.	68 59	337	A N.C. Central	64 54	
						342	H South Carolina St.	66 65				
LAST 12 Division I GAMES:												
181	H ETSU	69 77	301	H Western Caro.	68 59							
102	H Chattanooga	61 71	296	A Kennesaw St.	78 49							
116	A Mercer	39 54	79	N Jacksonville	60 66							
227	A Samford	54 57	291	A North Florida	79 60							
237	H Furman	49 69	286	A Charleston So.	59 45							
273	H UNCG	54 48	220	A UNCW	71 67							

Non-Div I Games: Montreat 71 30 Erskine 116 74

Wofford

Loss, Non-Conf, S Site, H Home A Away N Neutral

Average RPI Win:	258	WON-LOST	WINNING	LAST 10	STRENGTH OF	OPP. STRENGTH	TEAM	ADJ.	CONF.	ADJ CONF.
Average RPI Loss:	98	RECORD	PCT. RANK	GAMES	SCHEDULE	OF SCHEDULE	RPI	RPI	RPI	RPI
DIV. I ONLY	15- 5	40	9- 1	324	171	140	140	22	22	
DIV. I NON-CONF.	6- 4	126	2- 0	345	91	239	239	21	21	
TOTALS	RPI 1-25	RPI 26-50	W-L RECORDS	RPI 51-100	RPI 101-150	RPI 150+				
15- 5	0- 0	0- 2	OVERALL	0- 0	0- 2	15- 1				
7- 1	0- 0	0- 0	HOME	0- 0	0- 1	7- 0				
8- 2	0- 0	0- 1	AWAY	0- 0	0- 0	8- 1				
0- 2	0- 0	0- 1	NEUTRAL	0- 0	0- 1	0- 0				
6- 4	0- 0	0- 1	NON-CONFERENCE	0- 0	0- 2	6- 1				
3- 1	0- 0	0- 0	HOME	0- 0	0- 1	3- 0				
3- 1	0- 0	0- 0	AWAY	0- 0	0- 0	3- 1				
0- 2	0- 0	0- 1	NEUTRAL	0- 0	0- 1	0- 0				
9- 1	0- 0	0- 1	CONFERENCE	0- 0	0- 0	9- 0				
4- 0	0- 0	0- 0	HOME	0- 0	0- 0	4- 0				
5- 1	0- 0	0- 1	AWAY	0- 0	0- 0	5- 0				
0- 0	0- 0	0- 0	NEUTRAL	0- 0	0- 0	0- 0				

RPI S	Opponent	Score	RPI S	Opponent	Score	RPI S	Opponent	Score	RPI S	Opponent	Score	Team's RPI: 140
29	A Green Bay	41 62	42	N Georgetown	60 67				114	H Kent St.	69 79	
									124	N Clemson	51 75	
									160	A Milwaukee	69 51	
									174	H Detroit	77 69	
									180	A Illinois	72 76	
									191	H Cleveland St.	84 63	
									199	A Oakland	73 61	
									199	H Oakland	84 66	
									209	H Miami (OH)	65 57	
									266	A Tennessee Tech	65 54	
									268	A Northern Ky.	70 63	
									303	A Eastern Ill.	71 61	
									307	H Youngstown St.	71 58	
									316	A Ill.-Chicago	73 54	
									317	H Fort Wayne	62 51	
									319	H Eastern Ky.	85 73	
									321	A Valparaiso	65 52	
									327	A Chicago St.	71 65	
LAST 12 Division I GAMES:												
199	H Oakland	84 66	191	H Cleveland St.	84 63							
174	H Detroit	77 69	307	H Youngstown St.	71 58							
321	A Valparaiso	65 52	29	A Green Bay	41 62							
316	A Ill.-Chicago	73 54	160	A Milwaukee	69 51							
199	A Oakland	73 61	209	H Miami (OH)	65 57							
268	A Northern Ky.	70 63	317	H Fort Wayne	62 51							

Non-Div I Games: Grace (IN) 87 56 Cincinnati Christia 85 61

Wright St.

Loss, Non-Conf, S Site, H Home A Away N Neutral

Wyoming

Through Games Of Jan. 29, 2017

Average RPI Win:	212	WON-LOST	WINNING	LAST 10	STRENGTH OF	OPP. STRENGTH	TEAM	ADJ.	CONF.	ADJ CONF.
Average RPI Loss:	81	RECORD	PCT. RANK	GAMES	SCHEDULE	OF SCHEDULE	RPI	RPI	RPI	RPI
DIV. I ONLY	13- 5	56	8- 2	205	134	94	94	13	13	
DIV. I NON-CONF.	6- 3	97	2- 1	275	167	151	151	15	15	
TOTALS	RPI 1-25	RPI 26-50	W-L RECORDS	RPI 51-100	RPI 101-150	RPI 150+				
13- 5	0- 0	0- 1	OVERALL	3- 3	1- 0	9- 1				
8- 1	0- 0	0- 0	HOME	2- 0	1- 0	5- 1				
5- 4	0- 0	0- 1	AWAY	1- 3	0- 0	4- 0				
0- 0	0- 0	0- 0	NEUTRAL	0- 0	0- 0	0- 0				
6- 3	0- 0	0- 1	NON-CONFERENCE	2- 1	0- 0	4- 1				
4- 1	0- 0	0- 0	HOME	1- 0	0- 0	3- 1				
2- 2	0- 0	0- 1	AWAY	1- 1	0- 0	1- 0				
0- 0	0- 0	0- 0	NEUTRAL	0- 0	0- 0	0- 0				
7- 2	0- 0	0- 0	CONFERENCE	1- 2	1- 0	5- 0				
4- 0	0- 0	0- 0	HOME	1- 0	1- 0	2- 0				
3- 2	0- 0	0- 0	AWAY	0- 2	0- 0	3- 0				
0- 0	0- 0	0- 0	NEUTRAL	0- 0	0- 0	0- 0				

RPI 1-25				RPI 26-50				RPI 51-100				Team's RPI: 94	RPI 101+			
RPI	S	Opponent	Score	RPI	S	Opponent	Score	RPI	S	Opponent	Score		RPI	S	Opponent	Score
				33	A	Drake	50 63	63	H	South Dakota	69 62		138	H	New Mexico	68 52
								64	A	Boise St.	54 64		154	H	Idaho	71 74
								65	A	Michigan St.	51 63		173	H	Fresno St.	70 48
								77	A	Colorado	82 75		194	H	San Jose St.	89 60
								90	A	UNLV	46 51		225	A	Utah St.	71 48
								90	H	UNLV	79 57		250	H	Southern Utah	68 48
													269	A	Nevada	72 59
													295	H	Denver	59 49
													315	A	Air Force	66 54
													333	A	Montana	67 42
													340	H	Cal St. Fullerton	61 26
LAST 12 Division I GAMES:																
				64	A	Boise St.	54 64	173	H	Fresno St.	70 48					
				90	A	UNLV	46 51	90	H	UNLV	79 57					
				138	H	New Mexico	68 52	315	A	Air Force	66 54					
				194	H	San Jose St.	89 60	77	A	Colorado	82 75					
				269	A	Nevada	72 59	333	A	Montana	67 42					
				225	A	Utah St.	71 48	154	H	Idaho	71 74					

Non-Div I Games: Adams St. 79 40 Chadron St. 74 50

Wyoming

Loss, Non-Conf, S Site, H Home A Away N Neutral

Average RPI Win:	233	WON-LOST	WINNING	LAST 10	STRENGTH OF	OPP. STRENGTH	TEAM	ADJ.	CONF.	ADJ CONF.
Average RPI Loss:	81	RECORD	PCT. RANK	GAMES	SCHEDULE	OF SCHEDULE	RPI	RPI	RPI	RPI
DIV. I ONLY	10- 12	199	1- 9	136	94	176	176	7	7	
DIV. I NON-CONF.	8- 3	67	1- 0	243	240	132	132	7	7	
TOTALS	RPI 1-25	RPI 26-50	W-L RECORDS	RPI 51-100	RPI 101-150	RPI 150+				
10- 12	0- 2	1- 3	OVERALL	0- 4	0- 1	9- 2				
7- 4	0- 0	1- 1	HOME	0- 2	0- 0	6- 1				
2- 6	0- 1	0- 2	AWAY	0- 2	0- 0	2- 1				
1- 2	0- 1	0- 0	NEUTRAL	0- 0	0- 1	1- 0				
8- 3	0- 1	1- 0	NON-CONFERENCE	0- 1	0- 1	7- 0				
6- 0	0- 0	1- 0	HOME	0- 0	0- 0	5- 0				
1- 1	0- 0	0- 0	AWAY	0- 1	0- 0	1- 0				
1- 2	0- 1	0- 0	NEUTRAL	0- 0	0- 1	1- 0				
2- 9	0- 1	0- 3	CONFERENCE	0- 3	0- 0	2- 2				
1- 4	0- 0	0- 1	HOME	0- 2	0- 0	1- 1				
1- 5	0- 1	0- 2	AWAY	0- 1	0- 0	1- 1				
0- 0	0- 0	0- 0	NEUTRAL	0- 0	0- 0	0- 0				

RPI 1-25				RPI 26-50				RPI 51-100				RPI 101+ Team's RPI: 176			
RPI	S	Opponent	Score	RPI	S	Opponent	Score	RPI	S	Opponent	Score	RPI	S	Opponent	Score
16	A	DePaul	69 85	28	A	Creighton	52 63	52	A	Wake Forest	45 58	132	N	Southern Miss.	59 73
18	N	Oklahoma	69 81	32	H	Michigan	61 58	66	H	Villanova	47 72	152	A	Providence	54 51
				40	A	Marquette	61 85	84	A	St. John's (NY)	55 64	168	A	Cincinnati	72 61
				42	H	Georgetown	64 69	84	H	St. John's (NY)	48 65	185	A	Seton Hall	62 71
												185	H	Seton Hall	72 64
												225	H	Butler	62 65
												243	H	Tennessee St.	63 54
												291	H	North Florida	83 46
												296	N	Kennesaw St.	75 52
												302	H	Southeast Mo. St.	54 48
												322	H	Ark.-Pine Bluff	62 41
												341	H	Delaware St.	86 53
LAST 12 Division I GAMES:															
84	A	St. John's (NY)	55 64	225	H	Butler	62 65								
185	A	Seton Hall	62 71	185	H	Seton Hall	72 64								
66	H	Villanova	47 72	84	H	St. John's (NY)	48 65								
42	H	Georgetown	64 69	28	A	Creighton	52 63								
16	A	DePaul	69 85	152	A	Providence	54 51								
40	A	Marquette	61 85	296	N	Kennesaw St.	75 52								

Non-Div I Games:

Xavier

■ Loss,
■ Non-Conf,
■ S Site,
■ H Home
■ A Away
N Neutral

Average RPI Win:	245	WON-LOST	WINNING	LAST 10	STRENGTH OF	OPP. STRENGTH	TEAM	ADJ.	CONF.	ADJ CONF.
Average RPI Loss:	159	RECORD	PCT. RANK	GAMES	SCHEDULE	OF SCHEDULE	RPI	RPI	RPI	RPI
DIV. I ONLY	10- 7	131	5- 5	238	258	136	136	9	9	
DIV. I NON-CONF.	9- 4	85	6- 2	300	254	134	134	10	10	
TOTALS	RPI 1-25	RPI 26-50	W-L RECORDS	RPI 51-100	RPI 101-150	RPI 150+				
10- 7	0- 1	0- 0	OVERALL	1- 0	0- 0	9- 6				
4- 1	0- 0	0- 0	HOME	0- 0	0- 0	4- 1				
6- 6	0- 1	0- 0	AWAY	1- 0	0- 0	5- 5				
0- 0	0- 0	0- 0	NEUTRAL	0- 0	0- 0	0- 0				
9- 4	0- 1	0- 0	NON-CONFERENCE	1- 0	0- 0	8- 3				
3- 1	0- 0	0- 0	HOME	0- 0	0- 0	3- 1				
6- 3	0- 1	0- 0	AWAY	1- 0	0- 0	5- 2				
0- 0	0- 0	0- 0	NEUTRAL	0- 0	0- 0	0- 0				
1- 3	0- 0	0- 0	CONFERENCE	0- 0	0- 0	1- 3				
1- 0	0- 0	0- 0	HOME	0- 0	0- 0	1- 0				
0- 3	0- 0	0- 0	AWAY	0- 0	0- 0	0- 3				
0- 0	0- 0	0- 0	NEUTRAL	0- 0	0- 0	0- 0				

RPI 1-25				RPI 26-50				RPI 51-100				RPI 101+ Team's RPI: 136			
RPI	S	Opponent	Score	RPI	S	Opponent	Score	RPI	S	Opponent	Score	RPI	S	Opponent	Score
8	A	Stanford	44 102					88	A	New Hampshire	64 58	151	A	Penn	55 66
												161	A	Army West Point	55 59
												161	H	Boston College	64 71
												171	H	Albany (NY)	64 53
												183	H	Binghamton	57 48
												190	A	Brown	73 76
												190	H	Brown	73 51
												208	A	Princeton	62 74
												234	A	UC Santa Barbara	64 60
												235	A	Manhattan	57 63
												279	H	Vermont	77 48
												306	A	Holy Cross	71 70
												313	A	Illinois St.	59 45
												339	A	LIU Brooklyn	75 44
												346	A	Wagner	66 52
LAST 12 Division I GAMES:															
190	H	Brown	73 51	88	A	New Hampshire	64 58								
190	A	Brown	73 76	161	H	Boston College	64 71								
208	A	Princeton	62 74	171	H	Albany (NY)	64 53								
151	A	Penn	55 66	339	A	LIU Brooklyn	75 44								
234	A	UC Santa Barbara	64 60	346	A	Wagner	66 52								
8	A	Stanford	44 102	306	A	Holy Cross	71 70								

Non-Div I Games:

Yale

Average RPI Win:	257	WON-LOST	WINNING	LAST 10	STRENGTH OF	OPP. STRENGTH	TEAM	ADJ.	CONF.	ADJ CONF.
Average RPI Loss:	169	RECORD	PCT. RANK	GAMES	SCHEDULE	OF SCHEDULE	RPI	RPI	RPI	RPI
DIV. I ONLY	5- 14	287	3- 7	227	237	307	307	22	22	
DIV. I NON-CONF.	2- 7	284	0- 1	262	189	316	316	21	21	
TOTALS	RPI 1-25	RPI 26-50	W-L RECORDS	RPI 51-100	RPI 101-150	RPI 150+				
5- 14	0- 0	0- 1	OVERALL	0- 1	0- 3	5- 9				
4- 5	0- 0	0- 1	HOME	0- 1	0- 0	4- 3				
0- 9	0- 0	0- 0	AWAY	0- 0	0- 3	0- 6				
1- 0	0- 0	0- 0	NEUTRAL	0- 0	0- 0	1- 0				
2- 7	0- 0	0- 0	NON-CONFERENCE	0- 1	0- 2	2- 4				
1- 3	0- 0	0- 0	HOME	0- 1	0- 0	1- 2				
0- 4	0- 0	0- 0	AWAY	0- 0	0- 2	0- 2				
1- 0	0- 0	0- 0	NEUTRAL	0- 0	0- 0	1- 0				
3- 7	0- 0	0- 1	CONFERENCE	0- 0	0- 1	3- 5				
3- 2	0- 0	0- 1	HOME	0- 0	0- 0	3- 1				
0- 5	0- 0	0- 0	AWAY	0- 0	0- 1	0- 4				
0- 0	0- 0	0- 0	NEUTRAL	0- 0	0- 0	0- 0				

RPI S	Opponent	Score	RPI S	Opponent	Score	RPI S	Opponent	Score	RPI S	Opponent	Score	Team's RPI: 307
29	H Green Bay	51 84	82	H Cornell	75 80	114	A Kent St.	60 75	126	A Pittsburgh	50 63	
						140	A Wright St.	58 71	160	H Milwaukee	74 78	
						174	A Detroit	63 80	178	H Akron	74 76	
						191	A Cleveland St.	68 71	191	H Cleveland St.	92 67	
						199	A Oakland	54 80	207	H American	64 77	
						211	H Saint Francis (PA)	69 68	216	A Hawaii	50 72	
						246	N Sacramento St.	102 94	268	A Northern Ky.	81 87	
						276	A Northern Ariz.	49 70	316	H Ill.-Chicago	70 54	
						321	H Valparaiso	76 70				
LAST 12 Division I GAMES:												
160	H Milwaukee	74 78	316	H Ill.-Chicago	70 54							
29	H Green Bay	51 84	268	A Northern Ky.	81 87							
199	A Oakland	54 80	140	A Wright St.	58 71							
174	A Detroit	63 80	191	A Cleveland St.	68 71							
191	H Cleveland St.	92 67	82	H Cornell	75 80							
321	H Valparaiso	76 70	114	A Kent St.	60 75							

Non-Div I Games: Point Park 84 71 Tiffin 84 62

Youngstown St.

Loss, Non-Conf, S Site, H Home A Away N Neutral