

Average RPI Win:	255	WON-LOST	WINNING	LAST 10	STRENGTH OF	OPP. STRENGTH	TEAM	ADJ.	CONF.	ADJ CONF.
Average RPI Loss:	160	RECORD	PCT. RANK	GAMES	SCHEDULE	OF SCHEDULE	RPI	RPI	RPI	RPI
DIV. I ONLY	10- 6	105	7-3	261	260	141	141	23	23	
DIV. I NON-CONF.	3- 4	201	0-1	260	232	195	195	20	20	
TOTALS	RPI 1-25	RPI 26-50	W-L RECORDS	RPI 51-100	RPI 101-150	RPI 150+				
10- 6	0- 2	0- 0	OVERALL	1- 0	1- 1	8- 3				
4- 1	0- 0	0- 0	HOME	0- 0	0- 1	4- 0				
5- 5	0- 2	0- 0	AWAY	1- 0	1- 0	3- 3				
1- 0	0- 0	0- 0	NEUTRAL	0- 0	0- 0	1- 0				
3- 4	0- 2	0- 0	NON-CONFERENCE	0- 0	0- 0	3- 2				
1- 0	0- 0	0- 0	HOME	0- 0	0- 0	1- 0				
1- 4	0- 2	0- 0	AWAY	0- 0	0- 0	1- 2				
1- 0	0- 0	0- 0	NEUTRAL	0- 0	0- 0	1- 0				
7- 2	0- 0	0- 0	CONFERENCE	1- 0	1- 1	5- 1				
3- 1	0- 0	0- 0	HOME	0- 0	0- 1	3- 0				
4- 1	0- 0	0- 0	AWAY	1- 0	1- 0	2- 1				
0- 0	0- 0	0- 0	NEUTRAL	0- 0	0- 0	0- 0				

RPI 1-25				RPI 26-50				RPI 51-100				RPI 101+ Team's RPI: 141			
RPI	S	Opponent	Score	RPI	S	Opponent	Score	RPI	S	Opponent	Score	RPI	S	Opponent	Score
13	A	Missouri St.	51 79					84	A	Abilene Christian	70 58	140	H	SFA	44 66
17	A	Texas A&M	48 85									150	A	New Orleans	83 53
												206	H	Central Ark.	67 47
												217	H	Lamar University	49 39
												234	A	Southeastern La.	44 48
												263	A	South Alabama	82 83
												290	A	Texas St.	48 57
												294	H	Nicholls St.	55 49
												306	N	Prairie View	64 52
												310	A	Incarinate Word	64 38
												320	A	UTRGV	59 54
												320	H	UTRGV	61 50
												343	A	Northwestern St.	72 59
LAST 10 Division I															
310	A	Incarinate Word	64 38	234	A	Southeastern La.	44 48								
150	A	New Orleans	83 53	343	A	Northwestern St.	72 59								
217	H	Lamar University	49 39	17	A	Texas A&M	48 85								
84	A	Abilene Christian	70 58	206	H	Central Ark.	67 47								
140	H	SFA	44 66	294	H	Nicholls St.	55 49								

Non-Div I Games: UNKNOWN 75 55 Huston-Tillotson 63 49 Texas Wesleyan 90 52

A&M-Corpus Christi

Loss, Non-Conf, S Site, H Home A Away N Neutral

Average RPI Win:	216	WON-LOST	WINNING	LAST 10	STRENGTH OF	OPP. STRENGTH	TEAM	ADJ.	CONF.	ADJ CONF.
Average RPI Loss:	94	RECORD	PCT. RANK	GAMES	SCHEDULE	OF SCHEDULE	RPI	RPI	RPI	RPI
DIV. I ONLY	11- 2	22	9-1	270	150	84	84	23	23	
DIV. I NON-CONF.	4- 1	52	2-0	218	55	56	56	20	20	
TOTALS	RPI 1-25	RPI 26-50	W-L RECORDS	RPI 51-100	RPI 101-150	RPI 150+				
11- 2	0- 0	0- 1	OVERALL	0- 0	3- 1	8- 0				
5- 1	0- 0	0- 0	HOME	0- 0	1- 1	4- 0				
6- 1	0- 0	0- 1	AWAY	0- 0	2- 0	4- 0				
0- 0	0- 0	0- 0	NEUTRAL	0- 0	0- 0	0- 0				
4- 1	0- 0	0- 1	NON-CONFERENCE	0- 0	2- 0	2- 0				
2- 0	0- 0	0- 0	HOME	0- 0	0- 0	2- 0				
2- 1	0- 0	0- 1	AWAY	0- 0	2- 0	0- 0				
0- 0	0- 0	0- 0	NEUTRAL	0- 0	0- 0	0- 0				
7- 1	0- 0	0- 0	CONFERENCE	0- 0	1- 1	6- 0				
3- 1	0- 0	0- 0	HOME	0- 0	1- 1	2- 0				
4- 0	0- 0	0- 0	AWAY	0- 0	0- 0	4- 0				
0- 0	0- 0	0- 0	NEUTRAL	0- 0	0- 0	0- 0				

RPI 1-25				RPI 26-50				RPI 51-100				Team's RPI: 84		RPI 101+			
RPI	S	Opponent	Score	RPI	S	Opponent	Score	RPI	S	Opponent	Score			RPI	S	Opponent	Score
				46	A	Oklahoma	65 78							124	A	Portland	76 69
														141	H	A&M-Corpus Christi	58 70
														143	A	Wright St.	83 64
														150	H	New Orleans	76 62
														163	A	Sam Houston St.	81 73
														206	A	Central Ark.	74 64
														214	H	Tulsa	73 63
														217	H	Lamar University	78 72
														234	H	Southeastern La.	61 53
														294	A	Nicholls St.	95 84
														308	H	New Mexico St.	67 54
														319	A	McNeese	90 73
LAST 10 Division I																	
				206	A	Central Ark.	74 64					217	H	Lamar University	78 72		
				163	A	Sam Houston St.	81 73					308	H	New Mexico St.	67 54		
				234	H	Southeastern La.	61 53					294	A	Nicholls St.	95 84		
				141	H	A&M-Corpus Christi	58 70					150	H	New Orleans	76 62		
				319	A	McNeese	90 73					214	H	Tulsa	73 63		

Non-Div I Games: Howard Payne 96 38 Schreiner 110 37 Southwest (NM) 104 52 McMurry 111 43  
Abilene Christian

Average RPI Win:	300	WON-LOST	WINNING	LAST 10	STRENGTH OF	OPP. STRENGTH	TEAM	ADJ.	CONF.	ADJ CONF.
Average RPI Loss:	187	RECORD	PCT. RANK	GAMES	SCHEDULE	OF SCHEDULE	RPI	RPI	RPI	RPI
DIV. I ONLY	3- 16	326	2-8	241	261	315	315	17	17	
DIV. I NON-CONF.	1- 9	326	0-2	230	288	331	331	23	23	
TOTALS	RPI 1-25	RPI 26-50	W-L RECORDS	RPI 51-100	RPI 101-150	RPI 150+				
3- 16	0- 0	0- 1	OVERALL	0- 1	0- 4	3- 10				
1- 8	0- 0	0- 0	HOME	0- 0	0- 3	1- 5				
2- 8	0- 0	0- 1	AWAY	0- 1	0- 1	2- 5				
0- 0	0- 0	0- 0	NEUTRAL	0- 0	0- 0	0- 0				
1- 9	0- 0	0- 1	NON-CONFERENCE	0- 1	0- 2	1- 5				
1- 3	0- 0	0- 0	HOME	0- 0	0- 2	1- 1				
0- 6	0- 0	0- 1	AWAY	0- 1	0- 0	0- 4				
0- 0	0- 0	0- 0	NEUTRAL	0- 0	0- 0	0- 0				
2- 7	0- 0	0- 0	CONFERENCE	0- 0	0- 2	2- 5				
0- 5	0- 0	0- 0	HOME	0- 0	0- 1	0- 4				
2- 2	0- 0	0- 0	AWAY	0- 0	0- 1	2- 1				
0- 0	0- 0	0- 0	NEUTRAL	0- 0	0- 0	0- 0				

RPI S	Opponent	Score	RPI S	Opponent	Score	RPI S	Opponent	Score	RPI S	Opponent	Score	Team's RPI: 315
27	A Arizona St.	56 87	51	A Tennessee	54 81	110	A Boise St.	61 70	124	H Portland	56 72	
						138	H San Jose St.	60 68	146	H San Diego	59 70	
						178	H New Mexico	53 75	188	H UNLV	60 67	
						209	A Northern Colo.	62 72	215	H Wyoming	63 65	
						239	A Cal St. Fullerton	70 79	258	A Colorado St.	40 60	
						262	A Long Beach St.	68 74	276	A Navy	59 67	
						283	A Utah St.	62 45	283	H Utah St.	52 53	
						288	A Nevada	68 61	293	H Army West Point	66 68	
						330	H NJIT	68 48				
LAST 10 Division I												
138	H San Jose St.	60 68	283	A Utah St.	62 45							
283	H Utah St.	52 53	188	H UNLV	60 67							
258	A Colorado St.	40 60	239	A Cal St. Fullerton	70 79							
110	A Boise St.	61 70	262	A Long Beach St.	68 74							
178	H New Mexico	53 75	288	A Nevada	68 61							

Non-Div I Games: Neb. Wesleyan 93 42

Air Force

■ Loss, 
 ■ Non-Conf, S Site, 
 ■ Home 
 ■ Away 
 N Neutral

Average RPI Loss: 121

Average RPI Win:	242	WON-LOST	WINNING	LAST 10	STRENGTH OF	OPP. STRENGTH	TEAM	ADJ.	CONF.	ADJ CONF.
Average RPI Loss:	121	RECORD	PCT. RANK	GAMES	SCHEDULE	OF SCHEDULE	RPI	RPI	RPI	RPI
DIV. I ONLY	9- 9	175	5-5	197	189	194	194	10	10	
DIV. I NON-CONF.	7- 4	100	3-0	211	314	144	144	10	10	
<hr/>										
TOTALS	RPI 1-25	RPI 26-50	W-L RECORDS	RPI 51-100	RPI 101-150	RPI 150+				
9- 9	0- 1	0- 1	OVERALL	0- 1	1- 3	8- 3				
4- 5	0- 1	0- 1	HOME	0- 0	1- 2	3- 1				
3- 4	0- 0	0- 0	AWAY	0- 1	0- 1	3- 2				
2- 0	0- 0	0- 0	NEUTRAL	0- 0	0- 0	2- 0				
<hr/>										
7- 4	0- 0	0- 1	NON-CONFERENCE	0- 1	1- 1	6- 1				
3- 2	0- 0	0- 1	HOME	0- 0	1- 1	2- 0				
2- 2	0- 0	0- 0	AWAY	0- 1	0- 0	2- 1				
2- 0	0- 0	0- 0	NEUTRAL	0- 0	0- 0	2- 0				
<hr/>										
2- 5	0- 1	0- 0	CONFERENCE	0- 0	0- 2	2- 2				
1- 3	0- 1	0- 0	HOME	0- 0	0- 1	1- 1				
1- 2	0- 0	0- 0	AWAY	0- 0	0- 1	1- 1				
0- 0	0- 0	0- 0	NEUTRAL	0- 0	0- 0	0- 0				

RPI 1-25				RPI 26-50				RPI 51-100				RPI 101+				Team's RPI: 194	
RPI	S	Opponent	Score	RPI	S	Opponent	Score	RPI	S	Opponent	Score	RPI	S	Opponent	Score		
21	H	Central Mich.	72 77	48	H	Michigan	71 80	91	A	Butler	55 76	107	H	Duquesne	63 88		
												133	A	Western Mich.	71 79		
												133	H	Western Mich.	51 56		
												135	H	N.C. A&T	64 52		
												156	A	Toledo	61 65		
												189	H	Miami (OH)	70 62		
												190	A	Bowling Green	76 73		
												195	A	Cleveland St.	62 66		
												203	H	Northern Ill.	65 70		
												207	H	Youngstown St.	91 62		
												261	N	Morgan St.	52 45		
												284	A	St. Bonaventure	63 54		
												289	N	Denver	88 72		
												307	H	Purdue Fort Wayne	64 53		
												312	A	Detroit Mercy	81 60		
EAST 10 Division I																	
				133	A	Western Mich.	71 79	133	H	Western Mich.	51 56						
				189	H	Miami (OH)	70 62	21	H	Central Mich.	72 77						
				203	H	Northern Ill.	65 70	261	N	Morgan St.	52 45						
				156	A	Toledo	61 65	289	N	Denver	88 72						
				190	A	Bowling Green	76 73	135	H	N.C. A&T	64 52						

Non-Div I Games:

Akron

■ Loss, ■ Non-Conf, S Site, H Home A Away N Neutral

## Alabama

Through Games Of Jan. 28, 2020

Average RPI Win:	161	WON-LOST	WINNING	LAST 10	STRENGTH OF	OPP. STRENGTH	TEAM	ADJ.	CONF.	ADJ CONF.
Average RPI Loss:	53	RECORD	PCT. RANK	GAMES	SCHEDULE	OF SCHEDULE	RPI	RPI	RPI	RPI
DIV. I ONLY	12- 8	116	5-5	19	72	63	63	4	4	
DIV. I NON-CONF.	10- 3	58	3-0	104	168	66	66	5	5	
TOTALS	RPI 1-25	RPI 26-50	W-L RECORDS	RPI 51-100	RPI 101-150	RPI 150+				
12- 8	0- 4	0- 0	OVERALL	4- 3	2- 0	6- 1				
7- 5	0- 3	0- 0	HOME	3- 1	0- 0	4- 1				
4- 2	0- 1	0- 0	AWAY	0- 1	2- 0	2- 0				
1- 1	0- 0	0- 0	NEUTRAL	1- 1	0- 0	0- 0				
10- 3	0- 0	0- 0	NON-CONFERENCE	3- 2	1- 0	6- 1				
6- 2	0- 0	0- 0	HOME	2- 1	0- 0	4- 1				
3- 0	0- 0	0- 0	AWAY	0- 0	1- 0	2- 0				
1- 1	0- 0	0- 0	NEUTRAL	1- 1	0- 0	0- 0				
2- 5	0- 4	0- 0	CONFERENCE	1- 1	1- 0	0- 0				
1- 3	0- 3	0- 0	HOME	1- 0	0- 0	0- 0				
1- 2	0- 1	0- 0	AWAY	0- 1	1- 0	0- 0				
0- 0	0- 0	0- 0	NEUTRAL	0- 0	0- 0	0- 0				

RPI	S	Opponent	Score	RPI	S	Opponent	Score	RPI	S	Opponent	Score	RPI	S	Opponent	Score
1	H	South Carolina	78 93					51	A	Tennessee	63 65	125	A	Tulane	66 56
17	H	Texas A&M	74 79					53	H	Iowa St.	66 75	137	A	Auburn	75 48
20	H	Kentucky	71 81					58	H	North Carolina	83 77	151	H	Bethune-Cookman	60 49
24	A	LSU	60 71					59	N	UNI	87 77	171	A	Clemson	67 54
								75	N	Southern California	57 60	180	H	Hampton	61 64
								85	H	Vanderbilt	98 61	234	H	Southeastern La.	87 50
								88	H	Colgate	72 52	237	H	Radford	85 51
												263	A	South Alabama	74 62
												324	H	Mercer	111 56
LAST 10 Division I															
85	H	Vanderbilt	98 61	1	H	South Carolina	78 93								
17	H	Texas A&M	74 79	24	A	LSU	60 71								
51	A	Tennessee	63 65	234	H	Southeastern La.	87 50								
137	A	Auburn	75 48	237	H	Radford	85 51								
20	H	Kentucky	71 81	151	H	Bethune-Cookman	60 49								

Non-Div I Games:

Alabama

■ Loss, 
 ■ Non-Conf, S Site, 
 ■ Home 
 ■ Away 
 N Neutral

## Alabama A&amp;M

Through Games Of Jan. 28, 2020

Average RPI Win:	318	WON-LOST	WINNING	LAST 10	STRENGTH OF	OPP. STRENGTH	TEAM	ADJ.	CONF.	ADJ CONF.
Average RPI Loss:	180	RECORD	PCT. RANK	GAMES	SCHEDULE	OF SCHEDULE	RPI	RPI	RPI	RPI
DIV. I ONLY	8- 10	206	5-5	343	340	278	278	31	31	
DIV. I NON-CONF.	4- 7	225	1-2	242	312	223	223	30	30	
TOTALS	RPI 1-25	RPI 26-50	W-L RECORDS	RPI 51-100	RPI 101-150	RPI 150+				
8- 10	0- 0	0- 1	OVERALL	0- 1	0- 1	8- 7				
2- 2	0- 0	0- 0	HOME	0- 1	0- 0	2- 1				
5- 7	0- 0	0- 1	AWAY	0- 0	0- 1	5- 5				
1- 1	0- 0	0- 0	NEUTRAL	0- 0	0- 0	1- 1				
4- 7	0- 0	0- 1	NON-CONFERENCE	0- 1	0- 1	4- 4				
0- 2	0- 0	0- 0	HOME	0- 1	0- 0	0- 1				
4- 4	0- 0	0- 1	AWAY	0- 0	0- 1	4- 2				
0- 1	0- 0	0- 0	NEUTRAL	0- 0	0- 0	0- 1				
4- 3	0- 0	0- 0	CONFERENCE	0- 0	0- 0	4- 3				
2- 0	0- 0	0- 0	HOME	0- 0	0- 0	2- 0				
1- 3	0- 0	0- 0	AWAY	0- 0	0- 0	1- 3				
1- 0	0- 0	0- 0	NEUTRAL	0- 0	0- 0	1- 0				

RPI 1-25			RPI 26-50			RPI 51-100			RPI 101+ Team's RPI: 278		
RPI	S	Opponent	Score	RPI	S	Opponent	Score	RPI	S	Opponent	Score
				50	A	Nebraska	46 68	80	H	North Florida	64 73
								104	A	Cincinnati	47 62
								165	A	Jackson St.	53 67
								170	N	North Ala.	65 80
								174	H	Austin Peay	61 67
								181	A	Memphis	71 79
								241	A	Southern U.	46 55
								267	A	San Diego St.	61 53
								289	A	Denver	86 83
								297	A	California Baptist	55 60
								317	H	Ark.-Pine Bluff	74 55
								318	A	Alcorn	74 67
								323	A	Georgia St.	67 52
								328	N	Alabama St.	75 48
								336	A	Grambling	59 69
								350	A	Florida A&M	77 53
								351	H	Mississippi Val.	68 48
LAST 10 Division I											
241	A	Southern U.	46 55	165	A	Jackson St.	53 67				
318	A	Alcorn	74 67	336	A	Grambling	59 69				
328	N	Alabama St.	75 48	181	A	Memphis	71 79				
351	H	Mississippi Val.	68 48	350	A	Florida A&M	77 53				
317	H	Ark.-Pine Bluff	74 55	104	A	Cincinnati	47 62				

Non-Div I Games:

Alabama A&amp;M

■ Loss, 
 ■ Non-Conf, 
 ■ S Site, 
 ■ H Home 
 ■ A Away 
 N Neutral

Average RPI Win:	332	WON-LOST	WINNING	LAST 10	STRENGTH OF	OPP. STRENGTH	TEAM	ADJ.	CONF.	ADJ CONF.
Average RPI Loss:	178	RECORD	PCT. RANK	GAMES	SCHEDULE	OF SCHEDULE	RPI	RPI	RPI	RPI
DIV. I ONLY	3- 13	316	2-8	301	252	328	328	31	31	
DIV. I NON-CONF.	1- 8	322	0-3	87	71	284	284	30	30	
TOTALS	RPI 1-25	RPI 26-50	W-L RECORDS	RPI 51-100	RPI 101-150	RPI 150+				
3- 13	0- 2	0- 0	OVERALL	0- 1	0- 1	3- 9				
2- 3	0- 0	0- 0	HOME	0- 0	0- 0	2- 3				
1- 9	0- 2	0- 0	AWAY	0- 1	0- 1	1- 5				
0- 1	0- 0	0- 0	NEUTRAL	0- 0	0- 0	0- 1				
1- 8	0- 2	0- 0	NON-CONFERENCE	0- 1	0- 1	1- 4				
1- 2	0- 0	0- 0	HOME	0- 0	0- 0	1- 2				
0- 6	0- 2	0- 0	AWAY	0- 1	0- 1	0- 2				
0- 0	0- 0	0- 0	NEUTRAL	0- 0	0- 0	0- 0				
2- 5	0- 0	0- 0	CONFERENCE	0- 0	0- 0	2- 5				
1- 1	0- 0	0- 0	HOME	0- 0	0- 0	1- 1				
1- 3	0- 0	0- 0	AWAY	0- 0	0- 0	1- 3				
0- 1	0- 0	0- 0	NEUTRAL	0- 0	0- 0	0- 1				

RPI 1-25				RPI 26-50				RPI 51-100				RPI 101+ Team's RPI: 328			
RPI	S	Opponent	Score	RPI	S	Opponent	Score	RPI	S	Opponent	Score	RPI	S	Opponent	Score
1	A	South Carolina	43 103					78	A	South Fla.	29 80	121	A	Wisconsin	67 85
19	A	DePaul	76 105									161	H	Samford	48 83
												165	A	Jackson St.	62 94
												170	H	North Ala.	60 81
												171	A	Clemson	43 76
												241	A	Southern U.	47 69
												275	A	Ole Miss	66 93
												278	N	Alabama A&M	48 75
												309	H	Jacksonville St.	68 63
												317	H	Ark.-Pine Bluff	62 73
												318	A	Alcorn	63 73
												336	A	Grambling	73 59
												351	H	Mississippi Val.	77 64
LAST 10 Division I															
318	A	Alcorn	63 73	336	A	Grambling	73 59								
241	A	Southern U.	47 69	165	A	Jackson St.	62 94								
278	N	Alabama A&M	48 75	275	A	Ole Miss	66 93								
317	H	Ark.-Pine Bluff	62 73	170	H	North Ala.	60 81								
351	H	Mississippi Val.	77 64	19	A	DePaul	76 105								

Non-Div I Games: Mobile 76 66 Paine 84 58

Alabama St.

■ Loss, 
 ■ Non-Conf, 
 ■ S Site, 
 ■ H Home 
 ■ A Away 
 N Neutral

Albany (NY)

Through Games Of Jan. 28, 2020

Average RPI Win:	275	WON-LOST	WINNING	LAST 10	STRENGTH OF	OPP. STRENGTH	TEAM	ADJ.	CONF.	ADJ CONF.
Average RPI Loss:	214	RECORD	PCT. RANK	GAMES	SCHEDULE	OF SCHEDULE	RPI	RPI	RPI	RPI
DIV. I ONLY	6- 13	272	3-7	324	318	313	313	28	28	
DIV. I NON-CONF.	3- 9	279	0-3	336	309	333	333	28	28	
TOTALS	RPI 1-25	RPI 26-50	W-L RECORDS	RPI 51-100	RPI 101-150	RPI 150+				
6- 13	0- 0	0- 0	OVERALL	0- 2	0- 2	6- 9				
3- 7	0- 0	0- 0	HOME	0- 1	0- 1	3- 5				
3- 6	0- 0	0- 0	AWAY	0- 1	0- 1	3- 4				
0- 0	0- 0	0- 0	NEUTRAL	0- 0	0- 0	0- 0				
3- 9	0- 0	0- 0	NON-CONFERENCE	0- 1	0- 2	3- 6				
1- 5	0- 0	0- 0	HOME	0- 0	0- 1	1- 4				
2- 4	0- 0	0- 0	AWAY	0- 1	0- 1	2- 2				
0- 0	0- 0	0- 0	NEUTRAL	0- 0	0- 0	0- 0				
3- 4	0- 0	0- 0	CONFERENCE	0- 1	0- 0	3- 3				
2- 2	0- 0	0- 0	HOME	0- 1	0- 0	2- 1				
1- 2	0- 0	0- 0	AWAY	0- 0	0- 0	1- 2				
0- 0	0- 0	0- 0	NEUTRAL	0- 0	0- 0	0- 0				

RPI S	Opponent	Score	RPI S	Opponent	Score	RPI S	Opponent	Score	RPI S	Opponent	Score
						73	A Marist	52 76	114	A Syracuse	53 75
						94	H Stony Brook	53 73	132	H Cornell	51 71
									160	H Columbia	82 78
									179	H Binghamton	56 53
									201	H Lafayette	47 54
									202	H Boston U.	58 60
									219	A UMass Lowell	51 53
									254	A Maine	49 60
									281	H New Hampshire	47 48
									282	H Vermont	58 49
									286	H Monmouth	41 53
									305	A Siena	46 52
									311	H St. Francis Brooklyn	41 49
									314	A Bryant	55 68
									337	A Canisius	70 53
									344	A Central Conn. St.	73 63
									345	A Hartford	68 63
LAST 10 Division I											
345	A Hartford	68 63	179	H Binghamton	56 53						
219	A UMass Lowell	51 53	282	H Vermont	58 49						
94	H Stony Brook	53 73	286	H Monmouth	41 53						
281	H New Hampshire	47 48	314	A Bryant	55 68						
254	A Maine	49 60	311	H St. Francis Brooklyn	41 49						

Non-Div I Games: FDU-Florham 81 21

Albany (NY)

Loss, Non-Conf, S Site, H Home A Away N Neutral



Average RPI Win:	332	WON-LOST	WINNING	LAST 10	STRENGTH OF	OPP. STRENGTH	TEAM	ADJ.	CONF.	ADJ CONF.
Average RPI Loss:	197	RECORD	PCT. RANK	GAMES	SCHEDULE	OF SCHEDULE	RPI	RPI	RPI	RPI
DIV. I ONLY	7- 11	236	5-5	351	335	318	318	31	31	
DIV. I NON-CONF.	2- 8	295	0-2	326	303	332	332	30	30	
TOTALS	RPI 1-25	RPI 26-50	W-L RECORDS	RPI 51-100	RPI 101-150	RPI 150+				
7- 11	0- 0	0- 0	OVERALL	0- 0	0- 3	7- 8				
3- 3	0- 0	0- 0	HOME	0- 0	0- 1	3- 2				
4- 6	0- 0	0- 0	AWAY	0- 0	0- 2	4- 4				
0- 2	0- 0	0- 0	NEUTRAL	0- 0	0- 0	0- 2				
2- 8	0- 0	0- 0	NON-CONFERENCE	0- 0	0- 2	2- 6				
1- 1	0- 0	0- 0	HOME	0- 0	0- 1	1- 0				
1- 5	0- 0	0- 0	AWAY	0- 0	0- 1	1- 4				
0- 2	0- 0	0- 0	NEUTRAL	0- 0	0- 0	0- 2				
5- 3	0- 0	0- 0	CONFERENCE	0- 0	0- 1	5- 2				
2- 2	0- 0	0- 0	HOME	0- 0	0- 0	2- 2				
3- 1	0- 0	0- 0	AWAY	0- 0	0- 1	3- 0				
0- 0	0- 0	0- 0	NEUTRAL	0- 0	0- 0	0- 0				

RPI 1-25			RPI 26-50			RPI 51-100			RPI 101+			Team's RPI: 318
RPI	S	Opponent	Score	RPI	S	Opponent	Score	RPI	S	Opponent	Score	
								108	A	Texas Southern	70	105
								113	H	UAB	65	86
								140	A	SFA	62	67
								165	H	Jackson St.	67	83
								171	N	Clemson	46	77
								181	A	Memphis	51	57
								210	A	UTEP	47	92
								236	A	North Texas	31	67
								275	N	Ole Miss	55	73
								278	H	Alabama A&M	67	74
								290	A	Texas St.	59	67
								306	A	Prairie View	68	63
								317	A	Ark.-Pine Bluff	77	75
								328	H	Alabama St.	73	63
								336	H	Grambling	80	54
								339	A	Tennessee St.	62	57
								350	H	Florida A&M	58	42
								351	A	Mississippi Val.	81	67
LAST 10 Division I												
328	H	Alabama St.	73	63	165	H	Jackson St.	67	83			
278	H	Alabama A&M	67	74	108	A	Texas Southern	70	105			
317	A	Ark.-Pine Bluff	77	75	306	A	Prairie View	68	63			
351	A	Mississippi Val.	81	67	290	A	Texas St.	59	67			
336	H	Grambling	80	54	113	H	UAB	65	86			

Non-Div I Games:      Tougaloo                      85    61                      Louisiana Col.                      86    50

Alcorn

Loss, Non-Conf, S Site, H Home A Away N Neutral

American

A  
m  
e  
r  
i  
c  
a  
n

American

Page 10

Average RPI Win:	309	WON-LOST	WINNING	LAST 10	STRENGTH OF	OPP. STRENGTH	TEAM	ADJ.	CONF.	ADJ CONF.
Average RPI Loss:	144	RECORD	PCT. RANK	GAMES	SCHEDULE	OF SCHEDULE	RPI	RPI	RPI	RPI
DIV. I ONLY	4- 14	302	2-8	154	227	280	280	22	22	
DIV. I NON-CONF.	3- 8	268	1-2	178	235	253	253	21	21	
TOTALS	RPI 1-25	RPI 26-50	W-L RECORDS	RPI 51-100	RPI 101-150	RPI 150+				
4- 14	0- 1	0- 1	OVERALL	0- 1	0- 4	4- 7				
2- 4	0- 0	0- 0	HOME	0- 0	0- 2	2- 2				
1- 9	0- 1	0- 1	AWAY	0- 1	0- 2	1- 4				
1- 1	0- 0	0- 0	NEUTRAL	0- 0	0- 0	1- 1				
3- 8	0- 1	0- 1	NON-CONFERENCE	0- 0	0- 2	3- 4				
1- 2	0- 0	0- 0	HOME	0- 0	0- 0	1- 2				
1- 5	0- 1	0- 1	AWAY	0- 0	0- 2	1- 1				
1- 1	0- 0	0- 0	NEUTRAL	0- 0	0- 0	1- 1				
1- 6	0- 0	0- 0	CONFERENCE	0- 1	0- 2	1- 3				
1- 2	0- 0	0- 0	HOME	0- 0	0- 2	1- 0				
0- 4	0- 0	0- 0	AWAY	0- 1	0- 0	0- 3				
0- 0	0- 0	0- 0	NEUTRAL	0- 0	0- 0	0- 0				

RPI 1-25				RPI 26-50				RPI 51-100				RPI 101+ Team's RPI: 280			
RPI	S	Opponent	Score	RPI	S	Opponent	Score	RPI	S	Opponent	Score	RPI	S	Opponent	Score
1	A	South Carolina	50 92	48	A	Michigan	35 62	65	A	Troy	55 84	101	H	UT Arlington	60 82
												109	A	VCU	38 66
												122	A	UNC Greensboro	47 54
												123	H	Coastal Caro.	53 80
												151	N	Bethune-Cookman	44 61
												152	A	Elon	66 67
												199	A	Little Rock	63 68
												211	A	Arkansas St.	58 76
												227	H	Gardner-Webb	56 67
												242	H	ETSU	61 67
												263	A	South Alabama	66 81
												285	A	Wofford	54 51
												290	H	Texas St.	73 65
												324	H	Mercer	77 68
												337	N	Canisius	74 57
LAST 10 Division I															
199	A	Little Rock	63 68	65	A	Troy	55 84								
123	H	Coastal Caro.	53 80	263	A	South Alabama	66 81								
211	A	Arkansas St.	58 76	122	A	UNC Greensboro	47 54								
290	H	Texas St.	73 65	337	N	Canisius	74 57								
101	H	UT Arlington	60 82	151	N	Bethune-Cookman	44 61								

Non-Div I Games:

Appalachian St.

■ Loss, 
 ■ Non-Conf, S Site, 
 ■ Home 
 ■ Away 
 N Neutral

# Arizona

Through Games Of Jan. 28, 2020

Average RPI Win:	184	WON-LOST	WINNING	LAST 10	STRENGTH OF	OPP. STRENGTH	TEAM	ADJ.	CONF.	ADJ CONF.
Average RPI Loss:	7	RECORD	PCT. RANK	GAMES	SCHEDULE	OF SCHEDULE	RPI	RPI	RPI	RPI
DIV. I ONLY	16- 3	23	7-3	97	76	34	34	1	1	
DIV. I NON-CONF.	11- 0	1	2-0	327	272	78	78	1	1	
TOTALS	RPI 1-25	RPI 26-50	W-L RECORDS	RPI 51-100	RPI 101-150	RPI 150+				
16- 3	0- 3	3- 0	OVERALL	2- 0	1- 0	10- 0				
8- 2	0- 2	1- 0	HOME	0- 0	0- 0	7- 0				
8- 1	0- 1	2- 0	AWAY	2- 0	1- 0	3- 0				
0- 0	0- 0	0- 0	NEUTRAL	0- 0	0- 0	0- 0				
11- 0	0- 0	1- 0	NON-CONFERENCE	0- 0	0- 0	10- 0				
7- 0	0- 0	0- 0	HOME	0- 0	0- 0	7- 0				
4- 0	0- 0	1- 0	AWAY	0- 0	0- 0	3- 0				
0- 0	0- 0	0- 0	NEUTRAL	0- 0	0- 0	0- 0				
5- 3	0- 3	2- 0	CONFERENCE	2- 0	1- 0	0- 0				
1- 2	0- 2	1- 0	HOME	0- 0	0- 0	0- 0				
4- 1	0- 1	1- 0	AWAY	2- 0	1- 0	0- 0				
0- 0	0- 0	0- 0	NEUTRAL	0- 0	0- 0	0- 0				

RPI S	Opponent	Score	RPI S	Opponent	Score	RPI S	Opponent	Score	RPI S	Opponent	Score
2	H Oregon	64 71	27	A Arizona St.	58 53	75	A Southern California	65 57	106	A Washington	66 58
6	A UCLA	58 70	27	H Arizona St.	59 53	83	A Washington St.	74 67	167	H Santa Clara	65 52
14	H Oregon St.	61 63	30	A Texas	83 58				192	A Montana	77 42
									196	H North Dakota	74 42
									210	A UTEP	54 43
									269	H UC Santa Barbara	61 42
									279	H UC Riverside	70 27
									286	H Monmouth	86 34
									306	H Prairie View	83 48
									339	H Tennessee St.	77 42
									348	A Chicago St.	82 50
LAST 10 Division I											
27	H Arizona St.	59 53	6	A UCLA	58 70						
106	A Washington	66 58	75	A Southern California	65 57						
83	A Washington St.	74 67	27	A Arizona St.	58 53						
2	H Oregon	64 71	269	H UC Santa Barbara	61 42						
14	H Oregon St.	61 63	339	H Tennessee St.	77 42						

Non-Div I Games:

Arizona

Loss, Non-Conf, S Site, H Home A Away N Neutral

Average RPI Win:	159	WON-LOST	WINNING	LAST 10	STRENGTH OF	OPP. STRENGTH	TEAM	ADJ.	CONF.	ADJ CONF.
Average RPI Loss:	35	RECORD	PCT. RANK	GAMES	SCHEDULE	OF SCHEDULE	RPI	RPI	RPI	RPI
DIV. I ONLY	15- 5	44	7-3	49	41	27	27	1	1	
DIV. I NON-CONF.	10- 2	30	2-0	249	114	73	73	1	1	
TOTALS	RPI 1-25	RPI 26-50	W-L RECORDS	RPI 51-100	RPI 101-150	RPI 150+				
15- 5	2- 1	1- 3	OVERALL	4- 1	1- 0	7- 0				
9- 1	2- 0	1- 1	HOME	1- 0	0- 0	5- 0				
4- 3	0- 1	0- 1	AWAY	2- 1	1- 0	1- 0				
2- 1	0- 0	0- 1	NEUTRAL	1- 0	0- 0	1- 0				
10- 2	0- 0	1- 1	NON-CONFERENCE	2- 1	0- 0	7- 0				
7- 0	0- 0	1- 0	HOME	1- 0	0- 0	5- 0				
1- 1	0- 0	0- 0	AWAY	0- 1	0- 0	1- 0				
2- 1	0- 0	0- 1	NEUTRAL	1- 0	0- 0	1- 0				
5- 3	2- 1	0- 2	CONFERENCE	2- 0	1- 0	0- 0				
2- 1	2- 0	0- 1	HOME	0- 0	0- 0	0- 0				
3- 2	0- 1	0- 1	AWAY	2- 0	1- 0	0- 0				
0- 0	0- 0	0- 0	NEUTRAL	0- 0	0- 0	0- 0				

RPI 1-25				RPI 26-50				Team's RPI: 27	RPI 51-100				RPI 101+			
RPI	S	Opponent	Score	RPI	S	Opponent	Score		RPI	S	Opponent	Score	RPI	S	Opponent	Score
2	H	Oregon	72 66	29	N	Purdue	52 59		52	N	Middle Tenn.	61 60	106	A	Washington	67 50
6	A	UCLA	66 68	34	A	Arizona	53 59		71	A	Minnesota	66 80	178	H	New Mexico	84 47
14	H	Oregon St.	55 47	34	H	Arizona	53 58		75	A	Southern California	63 54	254	N	Maine	57 31
				40	H	Creighton	70 55		81	H	BYU	60 52	256	H	Idaho St.	74 69
									83	A	Washington St.	65 56	293	H	Army West Point	83 51
													308	A	New Mexico St.	70 47
													315	H	Air Force	87 56
													335	H	Cal Poly	66 41
LAST 10 Division I																
				34	A	Arizona	53 59		75	A	Southern California	63 54				
				83	A	Washington St.	65 56		6	A	UCLA	66 68				
				106	A	Washington	67 50		34	H	Arizona	53 58				
				14	H	Oregon St.	55 47		40	H	Creighton	70 55				
				2	H	Oregon	72 66		308	A	New Mexico St.	70 47				

Non-Div I Games:

Arizona St.

## Ark.-Pine Bluff

Through Games Of Jan. 28, 2020

Average RPI Win:	340	WON-LOST	WINNING	LAST 10	STRENGTH OF	OPP. STRENGTH	TEAM	ADJ.	CONF.	ADJ CONF.
Average RPI Loss:	179	RECORD	PCT. RANK	GAMES	SCHEDULE	OF SCHEDULE	RPI	RPI	RPI	RPI
DIV. I ONLY	2- 14	333	2-8	273	298	317	317	31	31	
DIV. I NON-CONF.	0- 9	338	0-3	86	154	312	312	30	30	
TOTALS	RPI 1-25	RPI 26-50	W-L RECORDS	RPI 51-100	RPI 101-150	RPI 150+				
2- 14	0- 0	0- 0	OVERALL	0- 3	0- 3	2- 8				
0- 2	0- 0	0- 0	HOME	0- 0	0- 0	0- 2				
2- 12	0- 0	0- 0	AWAY	0- 3	0- 3	2- 6				
0- 0	0- 0	0- 0	NEUTRAL	0- 0	0- 0	0- 0				
0- 9	0- 0	0- 0	NON-CONFERENCE	0- 3	0- 2	0- 4				
0- 0	0- 0	0- 0	HOME	0- 0	0- 0	0- 0				
0- 9	0- 0	0- 0	AWAY	0- 3	0- 2	0- 4				
0- 0	0- 0	0- 0	NEUTRAL	0- 0	0- 0	0- 0				
2- 5	0- 0	0- 0	CONFERENCE	0- 0	0- 1	2- 4				
0- 2	0- 0	0- 0	HOME	0- 0	0- 0	0- 2				
2- 3	0- 0	0- 0	AWAY	0- 0	0- 1	2- 2				
0- 0	0- 0	0- 0	NEUTRAL	0- 0	0- 0	0- 0				

RPI 1-25			RPI 26-50			RPI 51-100			RPI 101+			Team's RPI: 317
RPI	S	Opponent	Score	RPI	S	Opponent	Score	RPI	S	Opponent	Score	
						51 A Tennessee	51 92	108 A Texas Southern		77 78		
						53 A Iowa St.	40 90	123 A Coastal Caro.		69 76		
						83 A Washington St.	56 85	147 A Illinois		50 65		
								154 A Texas Tech		55 81		
								164 A Wichita St.		50 100		
								211 A Arkansas St.		60 81		
								241 H Southern U.		43 70		
								265 A Milwaukee		55 69		
								278 A Alabama A&M		55 74		
								306 A Prairie View		51 61		
								318 H Alcorn		75 77		
								328 A Alabama St.		73 62		
								351 A Mississippi Val.		80 77		
LAST 10 Division I												
108 A		Texas Southern	77 78	278 A		Alabama A&M	55 74					
306 A		Prairie View	51 61	351 A		Mississippi Val.	80 77					
318 H		Alcorn	75 77	154 A		Texas Tech	55 81					
241 H		Southern U.	43 70	164 A		Wichita St.	50 100					
328 A		Alabama St.	73 62	211 A		Arkansas St.	60 81					

Non-Div I Games: Philander Smith 66 54

Ark.-Pine Bluff

■ Loss, 
 ■ Non-Conf, 
 ■ S Site, 
 ■ H Home 
 ■ A Away 
 N Neutral

## Arkansas

Through Games Of Jan. 28, 2020

Average RPI Win:	164	WON-LOST	WINNING	LAST 10	STRENGTH OF	OPP. STRENGTH	TEAM	ADJ.	CONF.	ADJ CONF.
Average RPI Loss:	54	RECORD	PCT. RANK	GAMES	SCHEDULE	OF SCHEDULE	RPI	RPI	RPI	RPI
DIV. I ONLY	16- 4	31	7-3	101	42	47	47	4	4	
DIV. I NON-CONF.	12- 1	9	3-0	192	125	33	33	5	5	
TOTALS	RPI 1-25	RPI 26-50	W-L RECORDS	RPI 51-100	RPI 101-150	RPI 150+				
16- 4	0- 2	0- 0	OVERALL	4- 1	6- 1	6- 0				
12- 2	0- 1	0- 0	HOME	3- 1	3- 0	6- 0				
2- 2	0- 1	0- 0	AWAY	1- 0	1- 1	0- 0				
2- 0	0- 0	0- 0	NEUTRAL	0- 0	2- 0	0- 0				
12- 1	0- 0	0- 0	NON-CONFERENCE	3- 0	3- 1	6- 0				
10- 0	0- 0	0- 0	HOME	3- 0	1- 0	6- 0				
0- 1	0- 0	0- 0	AWAY	0- 0	0- 1	0- 0				
2- 0	0- 0	0- 0	NEUTRAL	0- 0	2- 0	0- 0				
4- 3	0- 2	0- 0	CONFERENCE	1- 1	3- 0	0- 0				
2- 2	0- 1	0- 0	HOME	0- 1	2- 0	0- 0				
2- 1	0- 1	0- 0	AWAY	1- 0	1- 0	0- 0				
0- 0	0- 0	0- 0	NEUTRAL	0- 0	0- 0	0- 0				

RPI 1-25				RPI 26-50		Team's RPI: 47		RPI 51-100				RPI 101+			
RPI	S	Opponent	Score	RPI	S	Opponent	Score	RPI	S	Opponent	Score	RPI	S	Opponent	Score
1	A	South Carolina	82 91					67	H	Belmont	91 60	115	N	Fordham	71 59
17	H	Texas A&M	77 84					69	H	Georgia	55 64	121	N	Wisconsin	68 64
								85	A	Vanderbilt	100 66	127	A	California	80 84
								87	H	UT Martin	96 46	128	H	Florida	79 57
								94	H	Stony Brook	88 58	137	A	Auburn	86 70
												145	H	Missouri	90 73
												150	H	New Orleans	82 52
												172	H	Kansas St.	81 72
												199	H	Little Rock	86 53
												214	H	Tulsa	91 41
												252	H	Oral Roberts	96 64
												319	H	McNeese	101 58
												343	H	Northwestern St.	99 39
LAST 10 Division I															
128	H	Florida	79 57	137	A	Auburn	86 70								
69	H	Georgia	55 64	17	H	Texas A&M	77 84								
85	A	Vanderbilt	100 66	87	H	UT Martin	96 46								
145	H	Missouri	90 73	199	H	Little Rock	86 53								
1	A	South Carolina	82 91	343	H	Northwestern St.	99 39								

Non-Div I Games:

Arkansas

■ Loss, 
 ■ Non-Conf, 
 ■ S Site, 
 ■ H Home 
 ■ A Away 
 N Neutral

Average RPI Win:	270	WON-LOST	WINNING	LAST 10	STRENGTH OF	OPP. STRENGTH	TEAM	ADJ.	CONF.	ADJ CONF.
Average RPI Loss:	147	RECORD	PCT. RANK	GAMES	SCHEDULE	OF SCHEDULE	RPI	RPI	RPI	RPI
DIV. I ONLY	7- 11	236	5-5	176	240	211	211	22	22	
DIV. I NON-CONF.	2- 8	295	0-2	131	245	254	254	21	21	
TOTALS	RPI 1-25	RPI 26-50	W-L RECORDS	RPI 51-100	RPI 101-150	RPI 150+				
7- 11	0- 2	0- 0	OVERALL	0- 0	1- 3	6- 6				
5- 1	0- 0	0- 0	HOME	0- 0	1- 0	4- 1				
2- 9	0- 2	0- 0	AWAY	0- 0	0- 2	2- 5				
0- 1	0- 0	0- 0	NEUTRAL	0- 0	0- 1	0- 0				
2- 8	0- 2	0- 0	NON-CONFERENCE	0- 0	0- 1	2- 5				
1- 1	0- 0	0- 0	HOME	0- 0	0- 0	1- 1				
1- 6	0- 2	0- 0	AWAY	0- 0	0- 0	1- 4				
0- 1	0- 0	0- 0	NEUTRAL	0- 0	0- 1	0- 0				
5- 3	0- 0	0- 0	CONFERENCE	0- 0	1- 2	4- 1				
4- 0	0- 0	0- 0	HOME	0- 0	1- 0	3- 0				
1- 3	0- 0	0- 0	AWAY	0- 0	0- 2	1- 1				
0- 0	0- 0	0- 0	NEUTRAL	0- 0	0- 0	0- 0				

RPI 1-25				RPI 26-50				RPI 51-100				RPI 101+ Team's RPI: 211			
RPI	S	Opponent	Score	RPI	S	Opponent	Score	RPI	S	Opponent	Score	RPI	S	Opponent	Score
8	A	Baylor	43 111									101	A	UT Arlington	44 71
19	A	DePaul	64 109									123	H	Coastal Caro.	63 61
												130	A	Louisiana	43 83
												135	N	N.C. A&T	50 55
												153	H	Southeast Mo. St.	67 79
												181	A	Memphis	50 78
												199	A	Little Rock	58 67
												214	A	Tulsa	77 79
												222	A	Murray St.	62 77
												252	A	Louisiana Tech	54 67
												267	A	San Diego St.	71 62
												280	H	Appalachian St.	76 58
												290	A	Texas St.	56 53
												291	H	Ga. Southern	69 62
												317	H	Ark.-Pine Bluff	81 60
												323	H	Georgia St.	70 68
LAST 10 Division I															
123	H	Coastal Caro.	63 61	323	H	Georgia St.	70 68								
130	A	Louisiana	43 83	290	A	Texas St.	56 53								
199	A	Little Rock	58 67	101	A	UT Arlington	44 71								
280	H	Appalachian St.	76 58	252	A	Louisiana Tech	54 67								
291	H	Ga. Southern	69 62	8	A	Baylor	43 111								

Non-Div I Games: Central Baptist 88 63

Arkansas St.

■ Loss, 
 ■ Non-Conf, S Site, 
 ■ Home 
 ■ Away 
 N Neutral



Army West Point

Through Games Of Jan. 28, 2020

Average RPI Win:	285	WON-LOST	WINNING	LAST 10	STRENGTH OF	OPP. STRENGTH	TEAM	ADJ.	CONF.	ADJ CONF.
Average RPI Loss:	160	RECORD	PCT. RANK	GAMES	SCHEDULE	OF SCHEDULE	RPI	RPI	RPI	RPI
DIV. I ONLY	5- 14	291	2-8	220	247	293	293	15	15	
DIV. I NON-CONF.	4- 7	225	1-1	247	311	260	260	16	16	
TOTALS	RPI 1-25	RPI 26-50	W-L RECORDS	RPI 51-100	RPI 101-150	RPI 150+				
5- 14	0- 1	0- 2	OVERALL	0- 2	1- 0	4- 9				
3- 6	0- 1	0- 0	HOME	0- 1	1- 0	2- 4				
2- 8	0- 0	0- 2	AWAY	0- 1	0- 0	2- 5				
0- 0	0- 0	0- 0	NEUTRAL	0- 0	0- 0	0- 0				
4- 7	0- 1	0- 2	NON-CONFERENCE	0- 0	0- 0	4- 4				
2- 3	0- 1	0- 0	HOME	0- 0	0- 0	2- 2				
2- 4	0- 0	0- 2	AWAY	0- 0	0- 0	2- 2				
0- 0	0- 0	0- 0	NEUTRAL	0- 0	0- 0	0- 0				
1- 7	0- 0	0- 0	CONFERENCE	0- 2	1- 0	0- 5				
1- 3	0- 0	0- 0	HOME	0- 1	1- 0	0- 2				
0- 4	0- 0	0- 0	AWAY	0- 1	0- 0	0- 3				
0- 0	0- 0	0- 0	NEUTRAL	0- 0	0- 0	0- 0				

RPI 1-25				RPI 26-50				RPI 51-100				RPI 101+ Team's RPI: 293			
RPI	S	Opponent	Score	RPI	S	Opponent	Score	RPI	S	Opponent	Score	RPI	S	Opponent	Score
23	H	TCU	52 66	27	A	Arizona St.	51 83	60	H	Bucknell	52 63	119	H	Holy Cross	61 48
				43	A	St. John's (NY)	60 96	88	A	Colgate	93 100	155	H	William & Mary	65 77
												160	H	Columbia	62 71
												197	A	American	57 73
												201	H	Lafayette	52 57
												202	H	Boston U.	66 72
												221	A	Manhattan	56 86
												274	A	Loyola Maryland	59 68
												276	A	Navy	45 57
												311	A	St. Francis Brooklyn	64 70
												314	H	Bryant	81 75
												315	A	Air Force	68 66
												332	A	Fairleigh Dickinson	70 68
												347	H	LIU Brooklyn	67 60
LAST 10 Division I															
276	A	Navy	45 57	197	A	American	57 73								
201	H	Lafayette	52 57	88	A	Colgate	93 100								
274	A	Loyola Maryland	59 68	60	H	Bucknell	52 63								
119	H	Holy Cross	61 48	314	H	Bryant	81 75								
202	H	Boston U.	66 72	221	A	Manhattan	56 86								

Non-Div I Games:

Army West Point

Loss, Non-Conf, S Site, H Home A Away N Neutral

Average RPI Win:	221	WON-LOST	WINNING	LAST 10	STRENGTH OF	OPP. STRENGTH	TEAM	ADJ.	CONF.	ADJ CONF.
Average RPI Loss:	60	RECORD	PCT. RANK	GAMES	SCHEDULE	OF SCHEDULE	RPI	RPI	RPI	RPI
DIV. I ONLY	7- 11	236	3-7	22	86	137	137	4	4	
DIV. I NON-CONF.	6- 5	151	2-1	30	178	84	84	5	5	
TOTALS	RPI 1-25	RPI 26-50	W-L RECORDS	RPI 51-100	RPI 101-150	RPI 150+				
7- 11	0- 2	0- 3	OVERALL	1- 4	0- 2	6- 0				
5- 4	0- 0	0- 2	HOME	0- 1	0- 1	5- 0				
1- 5	0- 2	0- 0	AWAY	0- 2	0- 1	1- 0				
1- 2	0- 0	0- 1	NEUTRAL	1- 1	0- 0	0- 0				
6- 5	0- 1	0- 2	NON-CONFERENCE	1- 1	0- 1	5- 0				
4- 1	0- 0	0- 1	HOME	0- 0	0- 0	4- 0				
1- 2	0- 1	0- 0	AWAY	0- 0	0- 1	1- 0				
1- 2	0- 0	0- 1	NEUTRAL	1- 1	0- 0	0- 0				
1- 6	0- 1	0- 1	CONFERENCE	0- 3	0- 1	1- 0				
1- 3	0- 0	0- 1	HOME	0- 1	0- 1	1- 0				
0- 3	0- 1	0- 0	AWAY	0- 2	0- 0	0- 0				
0- 0	0- 0	0- 0	NEUTRAL	0- 0	0- 0	0- 0				

RPI 1-25				RPI 26-50				RPI 51-100				RPI 101+ Team's RPI: 137			
RPI	S	Opponent	Score	RPI	S	Opponent	Score	RPI	S	Opponent	Score	RPI	S	Opponent	Score
20	A	Kentucky	61 68	31	H	Old Dominion	77 89	52	N	Middle Tenn.	50 73	113	A	UAB	75 80
23	A	TCU	65 80	33	N	Drake	82 83	63	H	Alabama	48 75	128	H	Florida	63 83
				47	H	Arkansas	70 86	69	A	Georgia	50 61	151	H	Bethune-Cookman	74 56
								79	N	Dayton	76 74	184	H	Saint Joseph's	66 62
								85	A	Vanderbilt	55 77	263	A	South Alabama	82 62
												275	H	Ole Miss	59 43
												285	H	Wofford	84 82
												309	H	Jacksonville St.	62 53
LAST 10 Division I															
20	A	Kentucky	61 68	47	H	Arkansas	70 86								
275	H	Ole Miss	59 43	85	A	Vanderbilt	55 77								
69	A	Georgia	50 61	309	H	Jacksonville St.	62 53								
63	H	Alabama	48 75	151	H	Bethune-Cookman	74 56								
128	H	Florida	63 83	23	A	TCU	65 80								

Non-Div I Games:

Auburn

  Loss, 
  Non-Conf, 
  S Site, 
  H Home 
  A Away 
N Neutral

Average RPI Win:	267	WON-LOST	WINNING	LAST 10	STRENGTH OF	OPP. STRENGTH	TEAM	ADJ.	CONF.	ADJ CONF.
Average RPI Loss:	107	RECORD	PCT. RANK	GAMES	SCHEDULE	OF SCHEDULE	RPI	RPI	RPI	RPI
DIV. I ONLY	9- 8	160	4-6	228	275	174	174	18	18	
DIV. I NON-CONF.	7- 2	54	2-0	291	268	97	97	24	24	
TOTALS	RPI 1-25	RPI 26-50	W-L RECORDS	RPI 51-100	RPI 101-150	RPI 150+				
9- 8	0- 1	0- 0	OVERALL	1- 3	0- 2	8- 2				
3- 3	0- 0	0- 0	HOME	1- 2	0- 0	2- 1				
5- 5	0- 1	0- 0	AWAY	0- 1	0- 2	5- 1				
1- 0	0- 0	0- 0	NEUTRAL	0- 0	0- 0	1- 0				
7- 2	0- 1	0- 0	NON-CONFERENCE	1- 0	0- 1	6- 0				
2- 0	0- 0	0- 0	HOME	1- 0	0- 0	1- 0				
4- 2	0- 1	0- 0	AWAY	0- 0	0- 1	4- 0				
1- 0	0- 0	0- 0	NEUTRAL	0- 0	0- 0	1- 0				
2- 6	0- 0	0- 0	CONFERENCE	0- 3	0- 1	2- 2				
1- 3	0- 0	0- 0	HOME	0- 2	0- 0	1- 1				
1- 3	0- 0	0- 0	AWAY	0- 1	0- 1	1- 1				
0- 0	0- 0	0- 0	NEUTRAL	0- 0	0- 0	0- 0				

RPI 1-25				RPI 26-50				RPI 51-100				RPI 101+ Team's RPI: 174			
RPI	S	Opponent	Score	RPI	S	Opponent	Score	RPI	S	Opponent	Score	RPI	S	Opponent	Score
20	A	Kentucky	52 81					67	H	Belmont	52 53	139	A	Tennessee Tech	49 58
								87	A	UT Martin	61 65	147	A	Illinois	62 76
								87	H	UT Martin	61 69	153	A	Southeast Mo. St.	43 81
								95	H	Illinois St.	77 72	153	H	Southeast Mo. St.	66 79
												179	N	Binghamton	80 63
												235	A	Chattanooga	50 49
												278	A	Alabama A&M	67 61
												298	A	FIU	58 56
												309	A	Jacksonville St.	63 57
												316	H	Evansville	80 64
												339	H	Tennessee St.	76 58
												351	A	Mississippi Val.	100 82
LAST 10 Division I															
				67	H	Belmont	52 53	139	A	Tennessee Tech	49 58				
				339	H	Tennessee St.	76 58	87	H	UT Martin	61 69				
				87	A	UT Martin	61 65	153	H	Southeast Mo. St.	66 79				
				153	A	Southeast Mo. St.	43 81	95	H	Illinois St.	77 72				
				309	A	Jacksonville St.	63 57	298	A	FIU	58 56				

Non-Div I Games: Christian Bros. 82 62 Ky. Wesleyan 103 70

Austin Peay

Loss, Non-Conf, S Site, H Home A Away N Neutral

BYU				STRENGTH OF SCHEDULE	OPP. STRENGTH OF SCHEDULE	TEAM RPI	ADJ. RPI	CONF. RPI	ADJ CONF. RPI
Average RPI Win:	195	WON-LOST RECORD	WINNING PCT. RANK						
Average RPI Loss:	67		LAST 10 GAMES						
DIV. I ONLY	11- 7	107	7-3	73	95	81	81	11	11
DIV. I NON-CONF.	4- 5	195	0-1	55	64	108	108	11	11
-----									
TOTALS	RPI 1-25	RPI 26-50	W-L RECORDS	RPI 51-100	RPI 101-150	RPI 150+			
11- 7	0- 2	0- 1	OVERALL	1- 2	3- 2	7- 0			
5- 3	0- 1	0- 0	HOME	0- 1	1- 1	4- 0			
5- 3	0- 0	0- 1	AWAY	1- 1	1- 1	3- 0			
1- 1	0- 1	0- 0	NEUTRAL	0- 0	1- 0	0- 0			
4- 5	0- 1	0- 1	NON-CONFERENCE	1- 2	1- 1	2- 0			
2- 1	0- 0	0- 0	HOME	0- 1	0- 0	2- 0			
1- 3	0- 0	0- 1	AWAY	1- 1	0- 1	0- 0			
1- 1	0- 1	0- 0	NEUTRAL	0- 0	1- 0	0- 0			
7- 2	0- 1	0- 0	CONFERENCE	0- 0	2- 1	5- 0			
3- 2	0- 1	0- 0	HOME	0- 0	1- 1	2- 0			
4- 0	0- 0	0- 0	AWAY	0- 0	1- 0	3- 0			
0- 0	0- 0	0- 0	NEUTRAL	0- 0	0- 0	0- 0			

RPI 1-25				RPI 26-50				RPI 51-100 Team's RPI: 81				RPI 101+			
RPI	S	Opponent	Score	RPI	S	Opponent	Score	RPI	S	Opponent	Score	RPI	S	Opponent	Score
10	H	Gonzaga	43 55	27	A	Arizona St.	52 60	72	A	Fresno St.	71 65	105	A	Pacific	76 66
14	N	Oregon St.	34 65					83	A	Washington St.	50 67	110	A	Boise St.	55 66
								98	H	Utah	73 77	124	H	Portland	48 57
												138	N	San Jose St.	75 56
												146	H	San Diego	52 36
												167	H	Santa Clara	71 48
												175	A	Saint Mary's (CA)	65 55
												232	H	San Francisco	57 44
												247	A	LMU (CA)	59 44
												249	A	Pepperdine	65 47
												283	H	Utah St.	67 50
												326	H	Utah Valley	71 57
-----															
LAST 10 Division I															
167	H	Santa Clara	71 48	124	H	Portland	48 57								
232	H	San Francisco	57 44	10	H	Gonzaga	43 55								
175	A	Saint Mary's (CA)	65 55	249	A	Pepperdine	65 47								
105	A	Pacific	76 66	247	A	LMU (CA)	59 44								
146	H	San Diego	52 36	14	N	Oregon St.	34 65								

Non-Div I Games: Tex. A&amp;M-Kingsville90 38

BYU

Loss, 
Non-Conf, S Site, 
H Home
A Away 
N Neutral

Average RPI Win:	169	WON-LOST	WINNING	LAST 10	STRENGTH OF	OPP. STRENGTH	TEAM	ADJ.	CONF.	ADJ CONF.
Average RPI Loss:	69	RECORD	PCT. RANK	GAMES	SCHEDULE	OF SCHEDULE	RPI	RPI	RPI	RPI
DIV. I ONLY	12- 6	76	8-2	103	88	66	66	10	10	
DIV. I NON-CONF.	7- 4	100	3-0	169	68	101	101	10	10	
TOTALS	RPI 1-25	RPI 26-50	W-L RECORDS	RPI 51-100	RPI 101-150	RPI 150+				
12- 6	0- 1	0- 1	OVERALL	2- 2	3- 2	7- 0				
6- 1	0- 0	0- 1	HOME	2- 0	1- 0	3- 0				
3- 4	0- 1	0- 0	AWAY	0- 2	0- 1	3- 0				
3- 1	0- 0	0- 0	NEUTRAL	0- 0	2- 1	1- 0				
7- 4	0- 0	0- 1	NON-CONFERENCE	1- 1	2- 2	4- 0				
2- 1	0- 0	0- 1	HOME	1- 0	0- 0	1- 0				
2- 2	0- 0	0- 0	AWAY	0- 1	0- 1	2- 0				
3- 1	0- 0	0- 0	NEUTRAL	0- 0	2- 1	1- 0				
5- 2	0- 1	0- 0	CONFERENCE	1- 1	1- 0	3- 0				
4- 0	0- 0	0- 0	HOME	1- 0	1- 0	2- 0				
1- 2	0- 1	0- 0	AWAY	0- 1	0- 0	1- 0				
0- 0	0- 0	0- 0	NEUTRAL	0- 0	0- 0	0- 0				

RPI 1-25				RPI 26-50				RPI 51-100				RPI 101+			
RPI	S	Opponent	Score	RPI	S	Opponent	Score	RPI	S	Opponent	Score	RPI	S	Opponent	Score
21	A	Central Mich.	39 66	28	H	Western Ky.	86 91	62	A	IUPUI	48 65	104	A	Cincinnati	56 63
								68	H	Buffalo	69 65	111	H	Kent St.	66 62
								77	A	Ohio	71 79	117	N	Lehigh	54 52
								91	H	Butler	74 70	121	N	Wisconsin	56 67
												134	N	Providence	52 51
												176	H	Eastern Mich.	59 54
												178	A	New Mexico	70 57
												189	H	Miami (OH)	80 63
												190	A	Bowling Green	86 80
												224	H	Xavier	70 49
												247	N	LMU (CA)	77 72
												307	A	Purdue Fort Wayne	83 52
LAST 10 Division I															
189	H	Miami (OH)	80 63	190	A	Bowling Green	86 80								
68	H	Buffalo	69 65	111	H	Kent St.	66 62								
77	A	Ohio	71 79	178	A	New Mexico	70 57								
21	A	Central Mich.	39 66	134	N	Providence	52 51								
176	H	Eastern Mich.	59 54	247	N	LMU (CA)	77 72								

Non-Div I Games: Urbana 84 49

Ball St.

■ Loss, 
 ■ Non-Conf, 
 ■ S Site, 
 ■ H Home 
 ■ A Away 
 N Neutral

Average RPI Win:	128	WON-LOST	WINNING	LAST 10	STRENGTH OF	OPP. STRENGTH	TEAM	ADJ.	CONF.	ADJ CONF.
Average RPI Loss:	1	RECORD	PCT. RANK	GAMES	SCHEDULE	OF SCHEDULE	RPI	RPI	RPI	RPI
DIV. I ONLY	18- 1	5	10-0	46	9	8	8	3	3	
DIV. I NON-CONF.	11- 1	13	3-0	156	14	27	27	4	4	
TOTALS	RPI 1-25	RPI 26-50	W-L RECORDS	RPI 51-100	RPI 101-150	RPI 150+				
18- 1	3- 1	3- 0	OVERALL	5- 0	0- 0	7- 0				
12- 0	0- 0	2- 0	HOME	3- 0	0- 0	7- 0				
4- 0	2- 0	1- 0	AWAY	1- 0	0- 0	0- 0				
2- 1	1- 1	0- 0	NEUTRAL	1- 0	0- 0	0- 0				
11- 1	2- 1	0- 0	NON-CONFERENCE	3- 0	0- 0	6- 0				
8- 0	0- 0	0- 0	HOME	2- 0	0- 0	6- 0				
1- 0	1- 0	0- 0	AWAY	0- 0	0- 0	0- 0				
2- 1	1- 1	0- 0	NEUTRAL	1- 0	0- 0	0- 0				
7- 0	1- 0	3- 0	CONFERENCE	2- 0	0- 0	1- 0				
4- 0	0- 0	2- 0	HOME	1- 0	0- 0	1- 0				
3- 0	1- 0	1- 0	AWAY	1- 0	0- 0	0- 0				
0- 0	0- 0	0- 0	NEUTRAL	0- 0	0- 0	0- 0				

RPI 1-25				Team's RPI: 8				RPI 26-50				RPI 51-100				RPI 101+			
RPI	S	Opponent	Score					RPI	S	Opponent	Score	RPI	S	Opponent	Score	RPI	S	Opponent	Score
1	N	South Carolina	59 74					39	H	West Virginia	91 51	53	H	Iowa St.	83 62	154	H	Texas Tech	87 79
7	A	UConn	74 58					44	H	Oklahoma St.	94 48	69	H	Georgia	72 38	211	H	Arkansas St.	111 43
12	N	Indiana	77 62					46	A	Oklahoma	77 56	78	H	South Fla.	58 46	217	H	Lamar University	90 28
23	A	TCU	66 57									82	A	Kansas	90 47	243	H	Morehead St.	94 47
												83	N	Washington St.	89 66	281	H	New Hampshire	97 29
																329	H	Houston Baptist	112 42
																336	H	Grambling	120 46
LAST 10 Division I																			
								53	H	Iowa St.	83 62	44	H	Oklahoma St.	94 48				
								154	H	Texas Tech	87 79	7	A	UConn	74 58				
								23	A	TCU	66 57	46	A	Oklahoma	77 56				
								39	H	West Virginia	91 51	243	H	Morehead St.	94 47				
								82	A	Kansas	90 47	211	H	Arkansas St.	111 43				

Non-Div I Games:

Baylor

■ Loss, 
 ■ Non-Conf, S Site, 
 ■ Home 
 ■ Away 
 N Neutral

# Belmont

Through Games Of Jan. 28, 2020

Average RPI Win:	206	WON-LOST	WINNING	LAST 10	STRENGTH OF	OPP. STRENGTH	TEAM	ADJ.	CONF.	ADJ CONF.
Average RPI Loss:	56	RECORD	PCT. RANK	GAMES	SCHEDULE	OF SCHEDULE	RPI	RPI	RPI	RPI
DIV. I ONLY	12- 7	99	8-2	83	120	67	67	18	18	
DIV. I NON-CONF.	5- 6	187	1-1	41	11	93	93	24	24	
TOTALS	RPI 1-25	RPI 26-50	W-L RECORDS	RPI 51-100	RPI 101-150	RPI 150+				
12- 7	0- 1	0- 4	OVERALL	2- 1	0- 0	10- 1				
8- 0	0- 0	0- 0	HOME	2- 0	0- 0	6- 0				
4- 5	0- 0	0- 3	AWAY	0- 1	0- 0	4- 1				
0- 2	0- 1	0- 1	NEUTRAL	0- 0	0- 0	0- 0				
5- 6	0- 1	0- 4	NON-CONFERENCE	2- 0	0- 0	3- 1				
4- 0	0- 0	0- 0	HOME	2- 0	0- 0	2- 0				
1- 4	0- 0	0- 3	AWAY	0- 0	0- 0	1- 1				
0- 2	0- 1	0- 1	NEUTRAL	0- 0	0- 0	0- 0				
7- 1	0- 0	0- 0	CONFERENCE	0- 1	0- 0	7- 0				
4- 0	0- 0	0- 0	HOME	0- 0	0- 0	4- 0				
3- 1	0- 0	0- 0	AWAY	0- 1	0- 0	3- 0				
0- 0	0- 0	0- 0	NEUTRAL	0- 0	0- 0	0- 0				

RPI S	Opponent	Score	RPI S	Opponent	Score	RPI S	Opponent	Score	RPI S	Opponent	Score
9 N	Maryland	26 90	26 N	Virginia Tech	58 60	52 H	Middle Tenn.	68 57	153 A	Southeast Mo. St.	57 45
			28 A	Western Ky.	46 77	56 H	UCF	72 37	156 A	Toledo	48 53
			37 A	Marquette	51 53	87 A	UT Martin	57 74	174 A	Austin Peay	53 52
			47 A	Arkansas	60 91				222 A	Murray St.	86 56
									231 H	Northern Ky.	62 45
									235 H	Chattanooga	63 50
									243 H	Morehead St.	71 62
									244 H	Eastern Ill.	69 45
									264 A	Lipscomb	69 68
									277 H	Eastern Ky.	68 48
									321 H	SIUE	69 48
LAST 10 Division I											
174 A	Austin Peay	53 52	153 A	Southeast Mo. St.	57 45						
222 A	Murray St.	86 56	244 H	Eastern Ill.	69 45						
243 H	Morehead St.	71 62	321 H	SIUE	69 48						
277 H	Eastern Ky.	68 48	37 A	Marquette	51 53						
87 A	UT Martin	57 74	52 H	Middle Tenn.	68 57						

Non-Div I Games:

Belmont

Loss, Non-Conf, S Site, H Home A Away N Neutral

Average RPI Win:	277	WON-LOST	WINNING	LAST 10	STRENGTH OF	OPP. STRENGTH	TEAM	ADJ.	CONF.	ADJ CONF.
Average RPI Loss:	94	RECORD	PCT. RANK	GAMES	SCHEDULE	OF SCHEDULE	RPI	RPI	RPI	RPI
DIV. I ONLY	12- 5	56	8-2	314	259	151	151	30	30	
DIV. I NON-CONF.	6- 4	123	2-1	289	103	163	163	31	31	
TOTALS	RPI 1-25	RPI 26-50	W-L RECORDS	RPI 51-100	RPI 101-150	RPI 150+				
12- 5	0- 1	0- 0	OVERALL	0- 2	1- 1	11- 1				
4- 2	0- 1	0- 0	HOME	0- 1	0- 0	4- 0				
7- 3	0- 0	0- 0	AWAY	0- 1	1- 1	6- 1				
1- 0	0- 0	0- 0	NEUTRAL	0- 0	0- 0	1- 0				
6- 4	0- 1	0- 0	NON-CONFERENCE	0- 2	0- 1	6- 0				
1- 2	0- 1	0- 0	HOME	0- 1	0- 0	1- 0				
4- 2	0- 0	0- 0	AWAY	0- 1	0- 1	4- 0				
1- 0	0- 0	0- 0	NEUTRAL	0- 0	0- 0	1- 0				
6- 1	0- 0	0- 0	CONFERENCE	0- 0	1- 0	5- 1				
3- 0	0- 0	0- 0	HOME	0- 0	0- 0	3- 0				
3- 1	0- 0	0- 0	AWAY	0- 0	1- 0	2- 1				
0- 0	0- 0	0- 0	NEUTRAL	0- 0	0- 0	0- 0				

RPI 1-25				RPI 26-50				RPI 51-100				RPI 101+ Team's RPI: 151			
RPI	S	Opponent	Score	RPI	S	Opponent	Score	RPI	S	Opponent	Score	RPI	S	Opponent	Score
21	H	Central Mich.	67 92					63	A	Alabama	49 60	135	A	N.C. A&T	69 58
								65	H	Troy	62 68	137	A	Auburn	56 74
												182	A	Norfolk St.	51 61
												204	A	Jacksonville	53 52
												240	A	Howard	75 59
												257	A	Stetson	59 55
												261	H	Morgan St.	74 65
												280	N	Appalachian St.	61 44
												291	H	Ga. Southern	75 57
												298	A	FIU	65 60
												325	H	N.C. Central	73 52
												341	A	Charleston So.	81 41
												342	H	Coppin St.	82 51
												349	A	South Carolina St.	66 55
LAST 10 Division I															
349	A	South Carolina St.	66 55	240	A	Howard	75 59								
135	A	N.C. A&T	69 58	182	A	Norfolk St.	51 61								
325	H	N.C. Central	73 52	21	H	Central Mich.	67 92								
261	H	Morgan St.	74 65	257	A	Stetson	59 55								
342	H	Coppin St.	82 51	280	N	Appalachian St.	61 44								

Non-Div I Games: Edward Waters 79 46 Palm Beach Atl. 68 45

Bethune-Cookman

Loss, Non-Conf, S Site, H Home A Away N Neutral



Binghamton

Through Games Of Jan. 28, 2020

Average RPI Win:	263	WON-LOST	WINNING	LAST 10	STRENGTH OF	OPP. STRENGTH	TEAM	ADJ.	CONF.	ADJ CONF.
Average RPI Loss:	191	RECORD	PCT. RANK	GAMES	SCHEDULE	OF SCHEDULE	RPI	RPI	RPI	RPI
DIV. I ONLY	13- 6	67	5-5	326	267	179	179	28	28	
DIV. I NON-CONF.	10- 2	30	2-1	334	227	123	123	28	28	
TOTALS	RPI 1-25	RPI 26-50	W-L RECORDS	RPI 51-100	RPI 101-150	RPI 150+				
13- 6	0- 0	0- 0	OVERALL	0- 2	1- 0	12- 4				
6- 2	0- 0	0- 0	HOME	0- 1	0- 0	6- 1				
6- 3	0- 0	0- 0	AWAY	0- 1	1- 0	5- 2				
1- 1	0- 0	0- 0	NEUTRAL	0- 0	0- 0	1- 1				
10- 2	0- 0	0- 0	NON-CONFERENCE	0- 1	1- 0	9- 1				
5- 0	0- 0	0- 0	HOME	0- 0	0- 0	5- 0				
4- 1	0- 0	0- 0	AWAY	0- 1	1- 0	3- 0				
1- 1	0- 0	0- 0	NEUTRAL	0- 0	0- 0	1- 1				
3- 4	0- 0	0- 0	CONFERENCE	0- 1	0- 0	3- 3				
1- 2	0- 0	0- 0	HOME	0- 1	0- 0	1- 1				
2- 2	0- 0	0- 0	AWAY	0- 0	0- 0	2- 2				
0- 0	0- 0	0- 0	NEUTRAL	0- 0	0- 0	0- 0				

RPI 1-25				RPI 26-50				RPI 51-100				RPI 101+				Team's RPI: 179	
RPI	S	Opponent	Score	RPI	S	Opponent	Score	RPI	S	Opponent	Score	RPI	S	Opponent	Score		
								61	A	Miami (FL)	56	79	132	A	Cornell	59	56
								94	H	Stony Brook	60	67	174	N	Austin Peay	63	80
												176	H	Eastern Mich.	78	67	
												201	H	Lafayette	74	64	
												219	H	UMass Lowell	56	66	
												228	H	Niagara	74	55	
												254	H	Maine	73	63	
												259	A	Delaware St.	75	66	
												281	A	New Hampshire	63	53	
												282	A	Vermont	62	65	
												284	H	St. Bonaventure	78	67	
												303	A	UMBC	61	43	
												305	A	Siena	89	62	
												313	A	Albany (NY)	53	56	
												330	H	NJIT	75	40	
												332	A	Fairleigh Dickinson	60	48	
												336	N	Grambling	88	67	
LAST 10 Division I																	
				281	A	New Hampshire	63	53	303	A	UMBC	61	43				
				94	H	Stony Brook	60	67	313	A	Albany (NY)	53	56				
				254	H	Maine	73	63	330	H	NJIT	75	40				
				282	A	Vermont	62	65	336	N	Grambling	88	67				
				219	H	UMass Lowell	56	66	174	N	Austin Peay	63	80				

Non-Div I Games: Bloomsburg 70 45

Binghamton

Loss, Non-Conf, S Site, H Home A Away N Neutral

Average RPI Win:	237	WON-LOST	WINNING	LAST 10	STRENGTH OF	OPP. STRENGTH	TEAM	ADJ.	CONF.	ADJ CONF.
Average RPI Loss:	85	RECORD	PCT. RANK	GAMES	SCHEDULE	OF SCHEDULE	RPI	RPI	RPI	RPI
DIV. I ONLY	12- 7	99	7-3	142	139	110	110	17	17	
DIV. I NON-CONF.	6- 4	123	3-0	64	46	79	79	23	23	
TOTALS	RPI 1-25	RPI 26-50	W-L RECORDS	RPI 51-100	RPI 101-150	RPI 150+				
12- 7	0- 3	0- 0	OVERALL	1- 2	1- 0	10- 2				
8- 3	0- 1	0- 0	HOME	1- 2	0- 0	7- 0				
4- 4	0- 2	0- 0	AWAY	0- 0	1- 0	3- 2				
0- 0	0- 0	0- 0	NEUTRAL	0- 0	0- 0	0- 0				
6- 4	0- 3	0- 0	NON-CONFERENCE	1- 1	1- 0	4- 0				
4- 2	0- 1	0- 0	HOME	1- 1	0- 0	3- 0				
2- 2	0- 2	0- 0	AWAY	0- 0	1- 0	1- 0				
0- 0	0- 0	0- 0	NEUTRAL	0- 0	0- 0	0- 0				
6- 3	0- 0	0- 0	CONFERENCE	0- 1	0- 0	6- 2				
4- 1	0- 0	0- 0	HOME	0- 1	0- 0	4- 0				
2- 2	0- 0	0- 0	AWAY	0- 0	0- 0	2- 2				
0- 0	0- 0	0- 0	NEUTRAL	0- 0	0- 0	0- 0				

RPI 1-25				RPI 26-50				RPI 51-100				RPI 101+ Team's RPI: 110			
RPI	S	Opponent	Score	RPI	S	Opponent	Score	RPI	S	Opponent	Score	RPI	S	Opponent	Score
3	A	Louisville	82 98					72	H	Fresno St.	80 85	113	A	UAB	83 81
13	H	Missouri St.	69 72					81	H	BYU	66 55	178	H	New Mexico	83 82
23	A	TCU	65 77					83	H	Washington St.	68 80	186	H	Portland St.	82 57
												188	A	UNLV	65 66
												215	A	Wyoming	68 73
												249	H	Pepperdine	76 74
												258	A	Colorado St.	72 69
												267	H	San Diego St.	86 72
												283	A	Utah St.	65 59
												288	H	Nevada	54 40
												295	A	Eastern Wash.	63 61
												315	H	Air Force	70 61
												326	H	Utah Valley	77 69
LAST 10 Division I															
				72	H	Fresno St.	80 85	288	H	Nevada	54 40				
				283	A	Utah St.	65 59	215	A	Wyoming	68 73				
				315	H	Air Force	70 61	249	H	Pepperdine	76 74				
				267	H	San Diego St.	86 72	295	A	Eastern Wash.	63 61				
				188	A	UNLV	65 66	81	H	BYU	66 55				

Non-Div I Games: Lewis-Clark St. 88 34 Western Ore. 75 32

Boise St.

■ Loss, 
 ■ Non-Conf, S Site, 
 ■ Home 
 ■ Away 
 N Neutral

Average RPI Win:	186	WON-LOST	WINNING	LAST 10	STRENGTH OF	OPP. STRENGTH	TEAM	ADJ.	CONF.	ADJ CONF.
Average RPI Loss:	51	RECORD	PCT. RANK	GAMES	SCHEDULE	OF SCHEDULE	RPI	RPI	RPI	RPI
DIV. I ONLY	10- 9	167	5-5	57	53	92	92	5	5	
DIV. I NON-CONF.	7- 4	100	2-0	97	153	77	77	3	3	
TOTALS	RPI 1-25	RPI 26-50	W-L RECORDS	RPI 51-100	RPI 101-150	RPI 150+				
10- 9	0- 3	0- 3	OVERALL	1- 1	3- 2	6- 0				
5- 3	0- 2	0- 1	HOME	0- 0	1- 0	4- 0				
4- 5	0- 1	0- 2	AWAY	1- 0	1- 2	2- 0				
1- 1	0- 0	0- 0	NEUTRAL	0- 1	1- 0	0- 0				
7- 4	0- 1	0- 0	NON-CONFERENCE	0- 1	2- 2	5- 0				
5- 0	0- 0	0- 0	HOME	0- 0	1- 0	4- 0				
1- 3	0- 1	0- 0	AWAY	0- 0	0- 2	1- 0				
1- 1	0- 0	0- 0	NEUTRAL	0- 1	1- 0	0- 0				
3- 5	0- 2	0- 3	CONFERENCE	1- 0	1- 0	1- 0				
0- 3	0- 2	0- 1	HOME	0- 0	0- 0	0- 0				
3- 2	0- 0	0- 2	AWAY	1- 0	1- 0	1- 0				
0- 0	0- 0	0- 0	NEUTRAL	0- 0	0- 0	0- 0				

RPI 1-25				RPI 26-50				RPI 51-100				Team's RPI: 92	RPI 101+			
RPI	S	Opponent	Score	RPI	S	Opponent	Score	RPI	S	Opponent	Score		RPI	S	Opponent	Score
3	H	Louisville	70 81	26	A	Virginia Tech	49 70	55	A	Georgia Tech	55 48		109	H	VCU	87 52
15	A	Northwestern	63 66	35	H	Virginia	52 69	74	N	Charlotte	68 84		119	A	Holy Cross	71 80
18	H	NC State	54 72	38	A	Duke	73 85						125	N	Tulane	89 76
													129	A	Notre Dame	75 65
													134	A	Providence	60 76
													168	H	Rhode Island	66 55
													202	A	Boston U.	88 57
													219	H	UMass Lowell	89 46
													259	H	Delaware St.	109 69
													287	A	Pittsburgh	79 70
													311	H	St. Francis Brooklyn	106 69
LAST 10 Division I																
26	A	Virginia Tech	49 70	287	A	Pittsburgh	79 70									
55	A	Georgia Tech	55 48	18	H	NC State	54 72									
3	H	Louisville	70 81	259	H	Delaware St.	109 69									
35	H	Virginia	52 69	202	A	Boston U.	88 57									
129	A	Notre Dame	75 65	38	A	Duke	73 85									

Non-Div I Games:

Boston College

■ Loss, 
 ■ Non-Conf, 
 ■ S Site, 
 ■ H Home 
 ■ A Away 
 N Neutral

Average RPI Win:	225	WON-LOST	WINNING	LAST 10	STRENGTH OF	OPP. STRENGTH	TEAM	ADJ.	CONF.	ADJ CONF.
Average RPI Loss:	146	RECORD	PCT. RANK	GAMES	SCHEDULE	OF SCHEDULE	RPI	RPI	RPI	RPI
DIV. I ONLY	9- 10	189	6-4	195	187	202	202	15	15	
DIV. I NON-CONF.	5- 6	187	2-0	197	197	204	204	16	16	
TOTALS	RPI 1-25	RPI 26-50	W-L RECORDS	RPI 51-100	RPI 101-150	RPI 150+				
9- 10	0- 0	0- 0	OVERALL	0- 3	2- 4	7- 3				
5- 5	0- 0	0- 0	HOME	0- 3	2- 2	3- 0				
4- 5	0- 0	0- 0	AWAY	0- 0	0- 2	4- 3				
0- 0	0- 0	0- 0	NEUTRAL	0- 0	0- 0	0- 0				
5- 6	0- 0	0- 0	NON-CONFERENCE	0- 2	1- 3	4- 1				
2- 4	0- 0	0- 0	HOME	0- 2	1- 2	1- 0				
3- 2	0- 0	0- 0	AWAY	0- 0	0- 1	3- 1				
0- 0	0- 0	0- 0	NEUTRAL	0- 0	0- 0	0- 0				
4- 4	0- 0	0- 0	CONFERENCE	0- 1	1- 1	3- 2				
3- 1	0- 0	0- 0	HOME	0- 1	1- 0	2- 0				
1- 3	0- 0	0- 0	AWAY	0- 0	0- 1	1- 2				
0- 0	0- 0	0- 0	NEUTRAL	0- 0	0- 0	0- 0				

RPI S	Opponent	Score	RPI S	Opponent	Score	RPI S	Opponent	Score	RPI S	Opponent	Score	Team's RPI: 202
						73	H Marist	75 89	117	A Lehigh	34 51	
						88	H Colgate	61 70	119	H Holy Cross	76 70	
						92	H Boston College	57 88	127	A California	62 73	
									136	H Northeastern	72 56	
									142	H Harvard	39 66	
									148	H Massachusetts	45 58	
									158	H Dartmouth	74 56	
									191	A UC Davis	68 75	
									197	H American	59 44	
									201	A Lafayette	57 59	
									254	A Maine	62 49	
									274	H Loyola Maryland	44 42	
									276	A Navy	41 46	
									281	A New Hampshire	78 64	
									293	A Army West Point	72 66	
									313	A Albany (NY)	60 58	
LAST 10 Division I												
			119	H Holy Cross	76 70				117	A Lehigh	34 51	
			276	A Navy	41 46				197	H American	59 44	
			88	H Colgate	61 70				201	A Lafayette	57 59	
			274	H Loyola Maryland	44 42				136	H Northeastern	72 56	
			293	A Army West Point	72 66				158	H Dartmouth	74 56	

Non-Div I Games:

Boston U.

■ Loss, 
 ■ Non-Conf, 
 ■ S Site, 
 ■ H Home 
 ■ A Away 
 N Neutral

## Bowling Green

Through Games Of Jan. 28, 2020

Average RPI Win:	230	WON-LOST	WINNING	LAST 10	STRENGTH OF	OPP. STRENGTH	TEAM	ADJ.	CONF.	ADJ CONF.
Average RPI Loss:	128	RECORD	PCT. RANK	GAMES	SCHEDULE	OF SCHEDULE	RPI	RPI	RPI	RPI
DIV. I ONLY	6- 11	250	2-8	113	169	190	190	10	10	
DIV. I NON-CONF.	5- 5	164	1-2	191	237	150	150	10	10	
TOTALS	RPI 1-25	RPI 26-50	W-L RECORDS	RPI 51-100	RPI 101-150	RPI 150+				
6- 11	0- 0	0- 1	OVERALL	0- 3	1- 2	5- 5				
3- 2	0- 0	0- 0	HOME	0- 1	1- 0	2- 1				
2- 7	0- 0	0- 1	AWAY	0- 2	0- 1	2- 3				
1- 2	0- 0	0- 0	NEUTRAL	0- 0	0- 1	1- 1				
5- 5	0- 0	0- 1	NON-CONFERENCE	0- 0	0- 2	5- 2				
2- 0	0- 0	0- 0	HOME	0- 0	0- 0	2- 0				
2- 3	0- 0	0- 1	AWAY	0- 0	0- 1	2- 1				
1- 2	0- 0	0- 0	NEUTRAL	0- 0	0- 1	1- 1				
1- 6	0- 0	0- 0	CONFERENCE	0- 3	1- 0	0- 3				
1- 2	0- 0	0- 0	HOME	0- 1	1- 0	0- 1				
0- 4	0- 0	0- 0	AWAY	0- 2	0- 0	0- 2				
0- 0	0- 0	0- 0	NEUTRAL	0- 0	0- 0	0- 0				

RPI S	Opponent	Score	RPI S	Opponent	Score	RPI S	Opponent	Score	RPI S	Opponent	Score	Team's RPI: 190
29	A Purdue	74 81	66	H Ball St.	80 86	103	A Loyola Chicago	76 84				
			68	A Buffalo	59 65	133	H Western Mich.	72 63				
			77	A Ohio	69 79	144	N Green Bay	54 73				
						156	A Toledo	72 79				
						162	A Valparaiso	90 95				
						176	A Eastern Mich.	61 78				
						194	H Akron	73 76				
						195	H Cleveland St.	89 62				
						232	N San Francisco	56 64				
						243	H Morehead St.	79 65				
						246	A Marshall	82 69				
						265	A Milwaukee	63 51				
						297	N California Baptist	98 60				
LAST 10 Division I												
77	A Ohio	69 79	66	H Ball St.	80 86							
133	H Western Mich.	72 63	176	A Eastern Mich.	61 78							
156	A Toledo	72 79	29	A Purdue	74 81							
68	A Buffalo	59 65	103	A Loyola Chicago	76 84							
194	H Akron	73 76	265	A Milwaukee	63 51							

Non-Div I Games: Davis &amp; Elkins 91 52 Notre Dame (OH) 88 54

Bowling Green

Loss, Non-Conf, S Site, H Home A Away N Neutral

Average RPI Win:	186	WON-LOST	WINNING	LAST 10	STRENGTH OF	OPP. STRENGTH	TEAM	ADJ.	CONF.	ADJ CONF.
Average RPI Loss:	80	RECORD	PCT. RANK	GAMES	SCHEDULE	OF SCHEDULE	RPI	RPI	RPI	RPI
DIV. I ONLY	15- 2	15	9-1	252	97	54	54	7	7	
DIV. I NON-CONF.	8- 2	52	2-1	311	92	105	105	7	7	
TOTALS	RPI 1-25	RPI 26-50	W-L RECORDS	RPI 51-100	RPI 101-150	RPI 150+				
15- 2	0- 0	1- 1	OVERALL	2- 0	2- 1	10- 0				
8- 0	0- 0	1- 0	HOME	2- 0	0- 0	5- 0				
4- 1	0- 0	0- 1	AWAY	0- 0	1- 0	3- 0				
3- 1	0- 0	0- 0	NEUTRAL	0- 0	1- 1	2- 0				
8- 2	0- 0	0- 1	NON-CONFERENCE	0- 0	1- 1	7- 0				
3- 0	0- 0	0- 0	HOME	0- 0	0- 0	3- 0				
2- 1	0- 0	0- 1	AWAY	0- 0	0- 0	2- 0				
3- 1	0- 0	0- 0	NEUTRAL	0- 0	1- 1	2- 0				
7- 0	0- 0	1- 0	CONFERENCE	2- 0	1- 0	3- 0				
5- 0	0- 0	1- 0	HOME	2- 0	0- 0	2- 0				
2- 0	0- 0	0- 0	AWAY	0- 0	1- 0	1- 0				
0- 0	0- 0	0- 0	NEUTRAL	0- 0	0- 0	0- 0				

RPI 1-25				RPI 26-50				RPI 51-100				Team's RPI: 54	RPI 101+			
RPI	S	Opponent	Score	RPI	S	Opponent	Score	RPI	S	Opponent	Score		RPI	S	Opponent	Score
				33	H	Drake	77 76	59	H	UNI	61 47		103	A	Loyola Chicago	60 47
				48	A	Michigan	57 77	95	H	Illinois St.	76 61		112	N	Liberty	63 75
													116	N	Richmond	61 57
													162	A	Valparaiso	75 61
													165	H	Jackson St.	78 69
													189	H	Miami (OH)	79 68
													205	A	Western Ill.	84 49
													213	N	George Mason	61 59
													271	H	Indiana St.	91 75
													272	A	Oakland	74 58
													292	H	North Dakota St.	70 64
													295	N	Eastern Wash.	66 46
													316	H	Evansville	82 51
LAST 10 Division I																
				33	H	Drake	77 76	271	H	Indiana St.	91 75					
				59	H	UNI	61 47	316	H	Evansville	82 51					
				162	A	Valparaiso	75 61	295	N	Eastern Wash.	66 46					
				103	A	Loyola Chicago	60 47	112	N	Liberty	63 75					
				95	H	Illinois St.	76 61	165	H	Jackson St.	78 69					

Non-Div I Games: Eureka 101 39

Bradley

Average RPI Win:	287	WON-LOST	WINNING	LAST 10	STRENGTH OF	OPP. STRENGTH	TEAM	ADJ.	CONF.	ADJ CONF.
Average RPI Loss:	150	RECORD	PCT. RANK	GAMES	SCHEDULE	OF SCHEDULE	RPI	RPI	RPI	RPI
DIV. I ONLY	6- 9	231	4-6	237	270	226	226	8	8	
DIV. I NON-CONF.	6- 7	182	4-4	299	327	247	247	8	8	
TOTALS	RPI 1-25	RPI 26-50	W-L RECORDS	RPI 51-100	RPI 101-150	RPI 150+				
6- 9	0- 0	0- 2	OVERALL	0- 1	0- 2	6- 4				
1- 4	0- 0	0- 1	HOME	0- 0	0- 1	1- 2				
5- 4	0- 0	0- 1	AWAY	0- 1	0- 1	5- 1				
0- 1	0- 0	0- 0	NEUTRAL	0- 0	0- 0	0- 1				
6- 7	0- 0	0- 0	NON-CONFERENCE	0- 1	0- 2	6- 4				
1- 3	0- 0	0- 0	HOME	0- 0	0- 1	1- 2				
5- 3	0- 0	0- 0	AWAY	0- 1	0- 1	5- 1				
0- 1	0- 0	0- 0	NEUTRAL	0- 0	0- 0	0- 1				
0- 2	0- 0	0- 2	CONFERENCE	0- 0	0- 0	0- 0				
0- 1	0- 0	0- 1	HOME	0- 0	0- 0	0- 0				
0- 1	0- 0	0- 1	AWAY	0- 0	0- 0	0- 0				
0- 0	0- 0	0- 0	NEUTRAL	0- 0	0- 0	0- 0				

RPI S	Opponent	Score	RPI S	Opponent	Score	RPI S	Opponent	Score	RPI S	Opponent	Score	Team's RPI: 226
41	A Yale	72 79	41	H Yale	40 73	78	A South Fla.	60 70	119	H Holy Cross	71 83	
									148	A Massachusetts	42 95	
									168	N Rhode Island	44 89	
									169	H Merrimack	57 72	
									233	A Fairfield	58 44	
									254	H Maine	76 70	
									270	A Longwood	76 86	
									281	A New Hampshire	76 68	
									298	A FIU	72 57	
									314	A Bryant	56 50	
									314	H Bryant	44 45	
									344	A Central Conn. St.	83 73	
LAST 10 Division I												
41	H Yale	40 73	314	A Bryant	56 50							
41	A Yale	72 79	168	N Rhode Island	44 89							
78	A South Fla.	60 70	119	H Holy Cross	71 83							
298	A FIU	72 57	169	H Merrimack	57 72							
233	A Fairfield	58 44	281	A New Hampshire	76 68							

Non-Div I Games:

Brown

■ Loss, 
 ■ Non-Conf, 
 ■ S Site, 
 ■ H Home 
 ■ A Away 
 N Neutral

Average RPI Win: <b>291</b>	WON-LOST	WINNING	LAST 10	STRENGTH OF	OPP. STRENGTH	TEAM	ADJ.	CONF.	ADJ CONF.
Average RPI Loss: <b>208</b>	RECORD	PCT. RANK	GAMES	SCHEDULE	OF SCHEDULE	RPI	RPI	RPI	RPI
DIV. I ONLY	5- 13	287	4-6	316	323	314	314	29	29
DIV. I NON-CONF.	2- 9	304	1-2	297	284	329	329	29	29
TOTALS	RPI 1-25	RPI 26-50	W-L RECORDS	RPI 51-100	RPI 101-150	RPI 150+			
5- 13	0- 0	0- 0	OVERALL	0- 1	0- 3	5- 9			
2- 7	0- 0	0- 0	HOME	0- 0	0- 1	2- 6			
3- 6	0- 0	0- 0	AWAY	0- 1	0- 2	3- 3			
0- 0	0- 0	0- 0	NEUTRAL	0- 0	0- 0	0- 0			
2- 9	0- 0	0- 0	NON-CONFERENCE	0- 1	0- 3	2- 5			
1- 4	0- 0	0- 0	HOME	0- 0	0- 1	1- 3			
1- 5	0- 0	0- 0	AWAY	0- 1	0- 2	1- 2			
0- 0	0- 0	0- 0	NEUTRAL	0- 0	0- 0	0- 0			
3- 4	0- 0	0- 0	CONFERENCE	0- 0	0- 0	3- 4			
1- 3	0- 0	0- 0	HOME	0- 0	0- 0	1- 3			
2- 1	0- 0	0- 0	AWAY	0- 0	0- 0	2- 1			
0- 0	0- 0	0- 0	NEUTRAL	0- 0	0- 0	0- 0			

RPI 1-25				RPI 26-50				RPI 51-100				RPI 101+				Team's RPI: 314	
RPI	S	Opponent	Score	RPI	S	Opponent	Score	RPI	S	Opponent	Score	RPI	S	Opponent	Score		
								71	A	Minnesota	56	101	119	A	Holy Cross	75	87
												134	H	Providence	32	76	
												147	A	Illinois	55	69	
												169	A	Merrimack	66	78	
												219	H	UMass Lowell	35	55	
												226	A	Brown	45	44	
												226	H	Brown	50	56	
												238	A	Mt. St. Mary's	72	67	
												238	H	Mt. St. Mary's	70	76	
												248	H	Saint Francis (PA)	60	63	
												273	H	Wagner	45	58	
												281	H	New Hampshire	56	68	
												282	A	Vermont	66	71	
												293	A	Army West Point	75	81	
												313	H	Albany (NY)	68	55	
												332	A	Fairleigh Dickinson	57	45	
												347	H	LIU Brooklyn	57	53	
LAST 10 Division I																	
				273	H	Wagner	45	58	332	A	Fairleigh Dickinson	57	45				
				238	A	Mt. St. Mary's	72	67	248	H	Saint Francis (PA)	60	63				
				347	H	LIU Brooklyn	57	53	293	A	Army West Point	75	81				
				238	H	Mt. St. Mary's	70	76	313	H	Albany (NY)	68	55				
				169	A	Merrimack	66	78	226	H	Brown	50	56				

Non-Div I Games:

Bryant

■ Loss, 
 ■ Non-Conf, 
 ■ S Site, 
 ■ H Home 
 ■ A Away 
 N Neutral



# Bucknell

Through Games Of Jan. 28, 2020

Average RPI Win:	195	WON-LOST	WINNING	LAST 10	STRENGTH OF	OPP. STRENGTH	TEAM	ADJ.	CONF.	ADJ CONF.
Average RPI Loss:	129	RECORD	PCT. RANK	GAMES	SCHEDULE	OF SCHEDULE	RPI	RPI	RPI	RPI
DIV. I ONLY	14- 5	47	8-2	148	156	60	60	15	15	
DIV. I NON-CONF.	7- 4	100	1-1	141	146	86	86	16	16	
TOTALS	RPI 1-25	RPI 26-50	W-L RECORDS	RPI 51-100	RPI 101-150	RPI 150+				
14- 5	0- 0	0- 1	OVERALL	2- 2	3- 0	9- 2				
6- 1	0- 0	0- 0	HOME	2- 1	0- 0	4- 0				
6- 4	0- 0	0- 1	AWAY	0- 1	2- 0	4- 2				
2- 0	0- 0	0- 0	NEUTRAL	0- 0	1- 0	1- 0				
7- 4	0- 0	0- 1	NON-CONFERENCE	1- 2	1- 0	5- 1				
3- 1	0- 0	0- 0	HOME	1- 1	0- 0	2- 0				
2- 3	0- 0	0- 1	AWAY	0- 1	0- 0	2- 1				
2- 0	0- 0	0- 0	NEUTRAL	0- 0	1- 0	1- 0				
7- 1	0- 0	0- 0	CONFERENCE	1- 0	2- 0	4- 1				
3- 0	0- 0	0- 0	HOME	1- 0	0- 0	2- 0				
4- 1	0- 0	0- 0	AWAY	0- 0	2- 0	2- 1				
0- 0	0- 0	0- 0	NEUTRAL	0- 0	0- 0	0- 0				

RPI 1-25				RPI 26-50				RPI 51-100				Team's RPI: 60				RPI 101+			
RPI	S	Opponent	Score	RPI	S	Opponent	Score	RPI	S	Opponent	Score	RPI	S	Opponent	Score	RPI	S	Opponent	Score
				35	A	Virginia	60 84									104	N	Cincinnati	56 48
								57	H	Temple	61 72					117	A	Lehigh	71 50
								70	H	Drexel	60 49					119	A	Holy Cross	51 40
								88	H	Colgate	66 43					183	A	Quinnipiac	69 76
								94	A	Stony Brook	73 78					197	H	American	68 43
																201	H	Lafayette	50 36
																213	A	George Mason	64 51
																240	N	Howard	70 60
																248	A	Saint Francis (PA)	70 46
																274	A	Loyola Maryland	50 60
																276	A	Navy	61 34
																284	H	St. Bonaventure	68 60
																286	H	Monmouth	71 37
																293	A	Army West Point	63 52
LAST 10 Division I																			
				274	A	Loyola Maryland	50 60	276	A	Navy	61 34								
				88	H	Colgate	66 43	201	H	Lafayette	50 36								
				117	A	Lehigh	71 50	293	A	Army West Point	63 52								
				197	H	American	68 43	94	A	Stony Brook	73 78								
				119	A	Holy Cross	51 40	248	A	Saint Francis (PA)	70 46								

Non-Div I Games:

Bucknell

Loss, Non-Conf, S Site, H Home A Away N Neutral

## Buffalo

Through Games Of Jan. 28, 2020

Average RPI Win:	<b>194</b>	WON-LOST	WINNING	LAST 10	STRENGTH OF	OPP. STRENGTH	TEAM	ADJ.	CONF.	ADJ CONF.
Average RPI Loss:	<b>88</b>	RECORD	PCT. RANK	GAMES	SCHEDULE	OF SCHEDULE	RPI	RPI	RPI	RPI
DIV. I ONLY	<b>13- 5</b>	<b>51</b>	<b>7-3</b>	<b>144</b>	<b>145</b>	<b>68</b>	<b>68</b>	<b>10</b>	<b>10</b>	
DIV. I NON-CONF.	<b>9- 2</b>	<b>38</b>	<b>3-0</b>	<b>174</b>	<b>218</b>	<b>55</b>	<b>55</b>	<b>10</b>	<b>10</b>	
TOTALS	RPI 1-25	RPI 26-50	W-L RECORDS	RPI 51-100	RPI 101-150	RPI 150+				
13- 5	0- 1	0- 0	OVERALL	2- 2	1- 1	10- 1				
7- 1	0- 0	0- 0	HOME	1- 1	0- 0	6- 0				
4- 4	0- 1	0- 0	AWAY	0- 1	1- 1	3- 1				
2- 0	0- 0	0- 0	NEUTRAL	1- 0	0- 0	1- 0				
9- 2	0- 1	0- 0	NON-CONFERENCE	2- 0	0- 1	7- 0				
5- 0	0- 0	0- 0	HOME	1- 0	0- 0	4- 0				
2- 2	0- 1	0- 0	AWAY	0- 0	0- 1	2- 0				
2- 0	0- 0	0- 0	NEUTRAL	1- 0	0- 0	1- 0				
4- 3	0- 0	0- 0	CONFERENCE	0- 2	1- 0	3- 1				
2- 1	0- 0	0- 0	HOME	0- 1	0- 0	2- 0				
2- 2	0- 0	0- 0	AWAY	0- 1	1- 0	1- 1				
0- 0	0- 0	0- 0	NEUTRAL	0- 0	0- 0	0- 0				

RPI 1-25				RPI 26-50				RPI 51-100 Team's RPI: 68				RPI 101+			
RPI	S	Opponent	Score	RPI	S	Opponent	Score	RPI	S	Opponent	Score	RPI	S	Opponent	Score
4	A	Stanford	69 <b>88</b>					66	A	Ball St.	65 <b>69</b>	111	A	Kent St.	57 44
								70	N	Drexel	63 59	138	A	San Jose St.	88 <b>95</b>
								77	H	Ohio	65 <b>76</b>	156	A	Toledo	59 <b>71</b>
								79	H	Dayton	67 59	158	H	Dartmouth	73 49
												160	H	Columbia	82 75
												176	H	Eastern Mich.	66 63
												189	A	Miami (OH)	86 72
												190	H	Bowling Green	65 59
												197	N	American	73 55
												228	A	Niagara	81 67
												284	A	St. Bonaventure	46 36
												337	H	Canisius	71 55
												344	H	Central Conn. St.	61 56
LAST 10 Division I															
111	A	Kent St.	57 44	156	A	Toledo	59 <b>71</b>								
66	A	Ball St.	65 <b>69</b>	189	A	Miami (OH)	86 72								
176	H	Eastern Mich.	66 63	158	H	Dartmouth	73 49								
190	H	Bowling Green	65 59	79	H	Dayton	67 59								
77	H	Ohio	65 <b>76</b>	284	A	St. Bonaventure	46 36								

Non-Div I Games:

Buffalo

■ Loss, 
 ■ Non-Conf, 
 ■ S Site, 
 ■ H Home 
 ■ A Away 
 N Neutral

Average RPI Win: 176		WON-LOST	WINNING	LAST 10	STRENGTH OF	OPP. STRENGTH	TEAM	ADJ.	CONF.	ADJ CONF.
Average RPI Loss: 48		RECORD	PCT. RANK	GAMES	SCHEDULE	OF SCHEDULE	RPI	RPI	RPI	RPI
DIV. I ONLY		14- 6	62	7-3	126	58	91	91	6	6
DIV. I NON-CONF.		8- 3	68	1-0	193	96	114	114	6	6
TOTALS		RPI 1-25	RPI 26-50		W-L RECORDS		RPI 51-100	RPI 101-150	RPI 150+	
14- 6	0- 2	2- 1		OVERALL		3- 3	1- 0	8- 0		
8- 4	0- 2	1- 1		HOME		1- 1	0- 0	6- 0		
5- 1	0- 0	1- 0		AWAY		1- 1	1- 0	2- 0		
1- 1	0- 0	0- 0		NEUTRAL		1- 1	0- 0	0- 0		
8- 3	0- 1	0- 0		NON-CONFERENCE		2- 2	0- 0	6- 0		
7- 1	0- 1	0- 0		HOME		1- 0	0- 0	6- 0		
0- 1	0- 0	0- 0		AWAY		0- 1	0- 0	0- 0		
1- 1	0- 0	0- 0		NEUTRAL		1- 1	0- 0	0- 0		
6- 3	0- 1	2- 1		CONFERENCE		1- 1	1- 0	2- 0		
1- 3	0- 1	1- 1		HOME		0- 1	0- 0	0- 0		
5- 0	0- 0	1- 0		AWAY		1- 0	1- 0	2- 0		
0- 0	0- 0	0- 0		NEUTRAL		0- 0	0- 0	0- 0		

RPI S	Opponent	Score	RPI S	Opponent	Score	RPI S	Opponent	Score	RPI S	Opponent	Score
12	H Indiana	53 64	37	H Marquette	61 55	62	H IUPUI	64 61	134	A Providence	50 47
19	H DePaul	65 80	40	A Creighton	73 67	66	A Ball St.	70 74	194	H Akron	76 55
			43	H St. John's (NY)	42 67	69	N Georgia	36 69	216	H High Point	74 52
						76	H Seton Hall	62 67	220	A Georgetown	47 46
						77	N Ohio	60 55	224	A Xavier	78 70
						89	A Villanova	58 41	273	H Wagner	74 58
									277	H Eastern Ky.	73 41
									307	H Purdue Fort Wayne	85 58
									312	H Detroit Mercy	82 60
LAST 10 Division I											
40	A Creighton	73 67	89	A Villanova	58 41						
134	A Providence	50 47	224	A Xavier	78 70						
19	H DePaul	65 80	43	H St. John's (NY)	42 67						
37	H Marquette	61 55	76	H Seton Hall	62 67						
220	A Georgetown	47 46	307	H Purdue Fort Wayne	85 58						

Non-Div I Games:

Butler

■ Loss, 
■ Non-Conf, 
■ S Site, 
■ H Home 
■ A Away 
N Neutral

CSU Bakersfield

Through Games Of Jan. 28, 2020

Average RPI Win:	242	WON-LOST	WINNING	LAST 10	STRENGTH OF	OPP. STRENGTH	TEAM	ADJ.	CONF.	ADJ CONF.
Average RPI Loss:	176	RECORD	PCT. RANK	GAMES	SCHEDULE	OF SCHEDULE	RPI	RPI	RPI	RPI
DIV. I ONLY	9- 7	141	6-4	212	282	157	157	32	32	
DIV. I NON-CONF.	5- 5	164	2-2	90	185	122	122	32	32	
TOTALS	RPI 1-25	RPI 26-50	W-L RECORDS	RPI 51-100	RPI 101-150	RPI 150+				
9- 7	0- 2	0- 0	OVERALL	0- 0	2- 2	7- 3				
6- 1	0- 0	0- 0	HOME	0- 0	2- 0	4- 1				
3- 6	0- 2	0- 0	AWAY	0- 0	0- 2	3- 2				
0- 0	0- 0	0- 0	NEUTRAL	0- 0	0- 0	0- 0				
5- 5	0- 2	0- 0	NON-CONFERENCE	0- 0	2- 2	3- 1				
5- 0	0- 0	0- 0	HOME	0- 0	2- 0	3- 0				
0- 5	0- 2	0- 0	AWAY	0- 0	0- 2	0- 1				
0- 0	0- 0	0- 0	NEUTRAL	0- 0	0- 0	0- 0				
4- 2	0- 0	0- 0	CONFERENCE	0- 0	0- 0	4- 2				
1- 1	0- 0	0- 0	HOME	0- 0	0- 0	1- 1				
3- 1	0- 0	0- 0	AWAY	0- 0	0- 0	3- 1				
0- 0	0- 0	0- 0	NEUTRAL	0- 0	0- 0	0- 0				

RPI 1-25				RPI 26-50				RPI 51-100				RPI 101+ Team's RPI: 157			
RPI	S	Opponent	Score	RPI	S	Opponent	Score	RPI	S	Opponent	Score	RPI	S	Opponent	Score
10	A	Gonzaga	48 92									105	H	Pacific	80 70
14	A	Oregon St.	50 69									106	A	Washington	49 80
												138	H	San Jose St.	75 71
												143	A	Wright St.	60 65
												230	H	UMKC	70 60
												236	H	North Texas	61 52
												255	A	Grand Canyon	59 54
												269	H	UC Santa Barbara	66 62
												279	A	UC Riverside	52 53
												297	A	California Baptist	66 61
												325	H	N.C. Central	80 71
												326	A	Utah Valley	55 53
												331	A	Seattle U	57 63
												348	H	Chicago St.	58 60
LAST 10 Division I															
331	A	Seattle U	57 63	255	A	Grand Canyon	59 54								
326	A	Utah Valley	55 53	279	A	UC Riverside	52 53								
348	H	Chicago St.	58 60	14	A	Oregon St.	50 69								
230	H	UMKC	70 60	269	H	UC Santa Barbara	66 62								
297	A	California Baptist	66 61	105	H	Pacific	80 70								

Non-Div I Games: Fresno Pacific 95 64 Westcliff 100 44 Cal St. Dom. Hills 83 74

CSU Bakersfield

Loss, Non-Conf, S Site, H Home A Away N Neutral

Average RPI Win:	241	WON-LOST	WINNING	LAST 10	STRENGTH OF	OPP. STRENGTH	TEAM	ADJ.	CONF.	ADJ CONF.
Average RPI Loss:	152	RECORD	PCT. RANK	GAMES	SCHEDULE	OF SCHEDULE	RPI	RPI	RPI	RPI
DIV. I ONLY	8- 10	206	6-4	292	92	250	250	27	27	
DIV. I NON-CONF.	4- 9	250	2-3	275	18	271	271	26	26	
TOTALS	RPI 1-25	RPI 26-50	W-L RECORDS	RPI 51-100	RPI 101-150	RPI 150+				
8- 10	0- 1	0- 1	OVERALL	0- 2	1- 1	7- 5				
4- 4	0- 1	0- 1	HOME	0- 1	1- 0	3- 1				
3- 5	0- 0	0- 0	AWAY	0- 1	0- 1	3- 3				
1- 1	0- 0	0- 0	NEUTRAL	0- 0	0- 0	1- 1				
4- 9	0- 1	0- 1	NON-CONFERENCE	0- 2	1- 1	3- 4				
1- 4	0- 1	0- 1	HOME	0- 1	1- 0	0- 1				
2- 4	0- 0	0- 0	AWAY	0- 1	0- 1	2- 2				
1- 1	0- 0	0- 0	NEUTRAL	0- 0	0- 0	1- 1				
4- 1	0- 0	0- 0	CONFERENCE	0- 0	0- 0	4- 1				
3- 0	0- 0	0- 0	HOME	0- 0	0- 0	3- 0				
1- 1	0- 0	0- 0	AWAY	0- 0	0- 0	1- 1				
0- 0	0- 0	0- 0	NEUTRAL	0- 0	0- 0	0- 0				

RPI 1-25				RPI 26-50				RPI 51-100				RPI 101+ Team's RPI: 250			
RPI	S	Opponent	Score	RPI	S	Opponent	Score	RPI	S	Opponent	Score	RPI	S	Opponent	Score
6	H	UCLA	44 58	35	H	Virginia	47 72	75	H	Southern California	53 69	124	H	Portland	73 64
								83	A	Washington St.	61 71	146	A	San Diego	40 59
												167	H	Santa Clara	55 76
												185	H	Hawaii	58 54
												212	N	SMU	58 68
												232	A	San Francisco	61 79
												239	H	Cal St. Fullerton	63 57
												247	A	LMU (CA)	56 54
												262	A	Long Beach St.	52 60
												267	A	San Diego St.	74 69
												271	N	Indiana St.	67 59
												297	A	California Baptist	56 64
												299	A	UC Irvine	56 51
												299	H	UC Irvine	70 62
LAST 10 Division I															
299	A	UC Irvine	56 51	267	A	San Diego St.	74 69								
262	A	Long Beach St.	52 60	146	A	San Diego	40 59								
239	H	Cal St. Fullerton	63 57	167	H	Santa Clara	55 76								
299	H	UC Irvine	70 62	6	H	UCLA	44 58								
185	H	Hawaii	58 54	247	A	LMU (CA)	56 54								

Non-Div I Games: Hope Int'l 77 54

CSUN

■ Loss, 
 ■ Non-Conf, S Site, 
 ■ Home 
 ■ Away 
 N Neutral

Average RPI Win:	273	WON-LOST	WINNING	LAST 10	STRENGTH OF	OPP. STRENGTH	TEAM	ADJ.	CONF.	ADJ CONF.
Average RPI Loss:	207	RECORD	PCT. RANK	GAMES	SCHEDULE	OF SCHEDULE	RPI	RPI	RPI	RPI
DIV. I ONLY	3- 12	309	2-8	288	272	335	335	27	27	
DIV. I NON-CONF.	2- 8	295	1-4	231	273	322	322	26	26	
TOTALS	RPI 1-25	RPI 26-50	W-L RECORDS	RPI 51-100	RPI 101-150	RPI 150+				
3- 12	0- 0	0- 2	OVERALL	0- 1	0- 0	3- 9				
3- 5	0- 0	0- 1	HOME	0- 1	0- 0	3- 3				
0- 7	0- 0	0- 1	AWAY	0- 0	0- 0	0- 6				
0- 0	0- 0	0- 0	NEUTRAL	0- 0	0- 0	0- 0				
2- 8	0- 0	0- 2	NON-CONFERENCE	0- 1	0- 0	2- 5				
2- 3	0- 0	0- 1	HOME	0- 1	0- 0	2- 1				
0- 5	0- 0	0- 1	AWAY	0- 0	0- 0	0- 4				
0- 0	0- 0	0- 0	NEUTRAL	0- 0	0- 0	0- 0				
1- 4	0- 0	0- 0	CONFERENCE	0- 0	0- 0	1- 4				
1- 2	0- 0	0- 0	HOME	0- 0	0- 0	1- 2				
0- 2	0- 0	0- 0	AWAY	0- 0	0- 0	0- 2				
0- 0	0- 0	0- 0	NEUTRAL	0- 0	0- 0	0- 0				

RPI S	Opponent	Score	RPI S	Opponent	Score	RPI S	Opponent	Score	RPI S	Opponent	Score	Team's RPI: 335
27	A Arizona St.	41 66	72	H Fresno St.	52 79	175	A Saint Mary's (CA)	67 84				
31	H Old Dominion	55 61				191	H UC Davis	36 42				
						217	H Lamar University	57 56				
						249	A Pepperdine	53 63				
						262	A Long Beach St.	69 72				
						269	A UC Santa Barbara	50 52				
						279	H UC Riverside	75 70				
						288	A Nevada	40 71				
						289	A Denver	66 96				
						299	H UC Irvine	57 68				
						322	H Sacramento St.	62 43				
						331	H Seattle U	49 72				
LAST 10 Division I												
191	H UC Davis	36 42	288	A Nevada	40 71							
279	H UC Riverside	75 70	331	H Seattle U	49 72							
299	H UC Irvine	57 68	175	A Saint Mary's (CA)	67 84							
269	A UC Santa Barbara	50 52	217	H Lamar University	57 56							
262	A Long Beach St.	69 72	31	H Old Dominion	55 61							

Non-Div I Games: Holy Names 100 35

Cal Poly

■ Loss, 
 ■ Non-Conf, 
 ■ S Site, 
 ■ H Home 
 ■ A Away 
 N Neutral

Average RPI Win:	259	WON-LOST	WINNING	LAST 10	STRENGTH OF	OPP. STRENGTH	TEAM	ADJ.	CONF.	ADJ CONF.
Average RPI Loss:	230	RECORD	PCT. RANK	GAMES	SCHEDULE	OF SCHEDULE	RPI	RPI	RPI	RPI
DIV. I ONLY	10- 8	144	6-4	333	293	239	239	27	27	
DIV. I NON-CONF.	8- 5	117	4-1	328	301	221	221	26	26	
TOTALS	RPI 1-25	RPI 26-50	W-L RECORDS	RPI 51-100	RPI 101-150	RPI 150+				
10- 8	0- 0	0- 0	OVERALL	0- 0	1- 0	9- 8				
5- 3	0- 0	0- 0	HOME	0- 0	0- 0	5- 3				
5- 5	0- 0	0- 0	AWAY	0- 0	1- 0	4- 5				
0- 0	0- 0	0- 0	NEUTRAL	0- 0	0- 0	0- 0				
8- 5	0- 0	0- 0	NON-CONFERENCE	0- 0	1- 0	7- 5				
4- 2	0- 0	0- 0	HOME	0- 0	0- 0	4- 2				
4- 3	0- 0	0- 0	AWAY	0- 0	1- 0	3- 3				
0- 0	0- 0	0- 0	NEUTRAL	0- 0	0- 0	0- 0				
2- 3	0- 0	0- 0	CONFERENCE	0- 0	0- 0	2- 3				
1- 1	0- 0	0- 0	HOME	0- 0	0- 0	1- 1				
1- 2	0- 0	0- 0	AWAY	0- 0	0- 0	1- 2				
0- 0	0- 0	0- 0	NEUTRAL	0- 0	0- 0	0- 0				

RPI 1-25				RPI 26-50				RPI 51-100				RPI 101+ Team's RPI: 239			
RPI	S	Opponent	Score	RPI	S	Opponent	Score	RPI	S	Opponent	Score	RPI	S	Opponent	Score
												146	A	San Diego	72 67
												185	A	Hawaii	72 79
												188	A	UNLV	64 58
												192	H	Montana	69 71
												218	A	Southern Utah	63 79
												229	H	Delaware	55 72
												232	A	San Francisco	63 71
												247	A	LMU (CA)	79 74
												250	A	CSUN	57 63
												255	A	Grand Canyon	80 70
												262	H	Long Beach St.	69 65
												267	A	San Diego St.	45 55
												269	A	UC Santa Barbara	70 68
												269	H	UC Santa Barbara	66 75
												283	H	Utah St.	83 62
												297	H	California Baptist	97 93
												315	H	Air Force	79 70
												331	H	Seattle U	81 63
LAST 10 Division I															
				269	H	UC Santa Barbara	66 75					331	H	Seattle U	81 63
				185	A	Hawaii	72 79					315	H	Air Force	79 70
				250	A	CSUN	57 63					297	H	California Baptist	97 93
				262	H	Long Beach St.	69 65					146	A	San Diego	72 67
				269	A	UC Santa Barbara	70 68					232	A	San Francisco	63 71

Non-Div I Games:

Cal St. Fullerton

■ Loss, 
 ■ Non-Conf, 
 ■ S Site, 
 ■ H Home 
 ■ A Away 
 N Neutral

# California

Through Games Of Jan. 28, 2020

Average RPI Win:	226	WON-LOST	WINNING	LAST 10	STRENGTH OF	OPP. STRENGTH	TEAM	ADJ.	CONF.	ADJ CONF.
Average RPI Loss:	47	RECORD	PCT. RANK	GAMES	SCHEDULE	OF SCHEDULE	RPI	RPI	RPI	RPI
DIV. I ONLY	8- 11	218	1-9	17	63	127	127	1	1	
DIV. I NON-CONF.	8- 3	68	1-1	83	238	67	67	1	1	
TOTALS	RPI 1-25	RPI 26-50	W-L RECORDS	RPI 51-100	RPI 101-150	RPI 150+				
8- 11	0- 6	1- 1	OVERALL	0- 2	0- 2	7- 0				
7- 6	0- 2	1- 1	HOME	0- 2	0- 1	6- 0				
1- 5	0- 4	0- 0	AWAY	0- 0	0- 1	1- 0				
0- 0	0- 0	0- 0	NEUTRAL	0- 0	0- 0	0- 0				
8- 3	0- 2	1- 0	NON-CONFERENCE	0- 0	0- 1	7- 0				
7- 1	0- 1	1- 0	HOME	0- 0	0- 0	6- 0				
1- 2	0- 1	0- 0	AWAY	0- 0	0- 1	1- 0				
0- 0	0- 0	0- 0	NEUTRAL	0- 0	0- 0	0- 0				
0- 8	0- 4	0- 1	CONFERENCE	0- 2	0- 1	0- 0				
0- 5	0- 1	0- 1	HOME	0- 2	0- 1	0- 0				
0- 3	0- 3	0- 0	AWAY	0- 0	0- 0	0- 0				
0- 0	0- 0	0- 0	NEUTRAL	0- 0	0- 0	0- 0				

RPI	S	Opponent	Score	RPI	S	Opponent	Score	RPI	S	Opponent	Score	RPI	S	Opponent	Score	Team's RPI: 127
2	A	Oregon	55 105	42	H	Colorado	50 62	83	H	Washington St.	75 96	106	H	Washington	64 67	
4	A	Stanford	40 73	47	H	Arkansas	84 80	98	H	Utah	62 71	142	A	Harvard	53 56	
4	H	Stanford	65 79									167	H	Santa Clara	69 65	
7	A	UConn	61 72									202	H	Boston U.	73 62	
14	A	Oregon St.	44 81									255	H	Grand Canyon	72 53	
20	H	Kentucky	61 63									262	H	Long Beach St.	68 45	
												267	A	San Diego St.	74 48	
												279	H	UC Riverside	84 61	
												325	H	N.C. Central	90 69	
LAST 10 Division I																
42	H	Colorado	50 62	4	A	Stanford	40 73									
98	H	Utah	62 71	83	H	Washington St.	75 96									
2	A	Oregon	55 105	106	H	Washington	64 67									
14	A	Oregon St.	44 81	255	H	Grand Canyon	72 53									
4	H	Stanford	65 79	20	H	Kentucky	61 63									

Non-Div I Games:

California

Loss, Non-Conf, S Site, H Home A Away N Neutral



California Sports				Through Games of Jan. 10, 1910						
Average RPI Win:	266	WON-LOST	WINNING	LAST 10	STRENGTH OF	OPP. STRENGTH	TEAM	ADJ.	CONF.	ADJ CONF.
Average RPI Loss:	219	RECORD	PCT. RANK	GAMES	SCHEDULE	OF SCHEDULE	RPI	RPI	RPI	RPI
DIV. I ONLY	7- 11	236	2-8	300	326	297	297	32	32	
DIV. I NON-CONF.	6- 6	164	1-3	244	316	240	240	32	32	
TOTALS	RPI 1-25	RPI 26-50	W-L RECORDS	RPI 51-100	RPI 101-150	RPI 150+				
7- 11	0- 1	0- 0	OVERALL	0- 0	0- 0	7- 10				
5- 3	0- 0	0- 0	HOME	0- 0	0- 0	5- 3				
2- 5	0- 0	0- 0	AWAY	0- 0	0- 0	2- 5				
0- 3	0- 1	0- 0	NEUTRAL	0- 0	0- 0	0- 2				
6- 6	0- 1	0- 0	NON-CONFERENCE	0- 0	0- 0	6- 5				
5- 1	0- 0	0- 0	HOME	0- 0	0- 0	5- 1				
1- 2	0- 0	0- 0	AWAY	0- 0	0- 0	1- 2				
0- 3	0- 1	0- 0	NEUTRAL	0- 0	0- 0	0- 2				
1- 5	0- 0	0- 0	CONFERENCE	0- 0	0- 0	1- 5				
0- 2	0- 0	0- 0	HOME	0- 0	0- 0	0- 2				
1- 3	0- 0	0- 0	AWAY	0- 0	0- 0	1- 3				
0- 0	0- 0	0- 0	NEUTRAL	0- 0	0- 0	0- 0				

RPI 1-25				RPI 26-50				RPI 51-100				RPI 101+				Team's RPI: 297	
RPI	S	Opponent	Score	RPI	S	Opponent	Score	RPI	S	Opponent	Score	RPI	S	Opponent	Score		
4	N	Stanford	78 83									157	H	CSU Bakersfield	61 66		
												159	N	Houston	75 96		
												190	N	Bowling Green	60 98		
												200	H	Northern Ariz.	98 79		
												230	A	UMKC	65 75		
												239	A	Cal St. Fullerton	93 97		
												250	H	CSUN	64 56		
												255	H	Grand Canyon	58 62		
												256	A	Idaho St.	74 68		
												262	H	Long Beach St.	79 70		
												267	H	San Diego St.	68 80		
												269	H	UC Santa Barbara	85 81		
												278	H	Alabama A&M	60 55		
												279	A	UC Riverside	64 80		
												308	A	New Mexico St.	56 57		
												320	A	UTRGV	68 87		
												348	A	Chicago St.	80 65		
EAST 10 Division I																	
				230	A	UMKC	65 75	308	A	New Mexico St.	56 57						
				348	A	Chicago St.	80 65	267	H	San Diego St.	68 80						
				255	H	Grand Canyon	58 62	256	A	Idaho St.	74 68						
				157	H	CSU Bakersfield	61 66	239	A	Cal St. Fullerton	93 97						
				320	A	UTRGV	68 87	279	A	UC Riverside	64 80						

Non-Div I Games:	Ottawa (AZ)	103	75	LIFE Pacific	93	48
------------------	-------------	-----	----	--------------	----	----

California Baptist

■ Loss, ■ Non-Conf, S Site, H Home A Away N Neutral

Average RPI Win:	253	WON-LOST	WINNING	LAST 10	STRENGTH OF	OPP. STRENGTH	TEAM	ADJ.	CONF.	ADJ CONF.
Average RPI Loss:	190	RECORD	PCT. RANK	GAMES	SCHEDULE	OF SCHEDULE	RPI	RPI	RPI	RPI
DIV. I ONLY	12- 5	56	9-1	289	328	126	126	26	26	
DIV. I NON-CONF.	3- 4	201	0	283	247	224	224	27	27	
TOTALS	RPI 1-25	RPI 26-50	W-L RECORDS	RPI 51-100	RPI 101-150	RPI 150+				
12- 5	0- 0	0- 1	OVERALL	0- 1	1- 0	11- 3				
7- 0	0- 0	0- 0	HOME	0- 0	1- 0	6- 0				
5- 5	0- 0	0- 1	AWAY	0- 1	0- 0	5- 3				
0- 0	0- 0	0- 0	NEUTRAL	0- 0	0- 0	0- 0				
3- 4	0- 0	0- 1	NON-CONFERENCE	0- 1	1- 0	2- 2				
2- 0	0- 0	0- 0	HOME	0- 0	1- 0	1- 0				
1- 4	0- 0	0- 1	AWAY	0- 1	0- 0	1- 2				
0- 0	0- 0	0- 0	NEUTRAL	0- 0	0- 0	0- 0				
9- 1	0- 0	0- 0	CONFERENCE	0- 0	0- 0	9- 1				
5- 0	0- 0	0- 0	HOME	0- 0	0- 0	5- 0				
4- 1	0- 0	0- 0	AWAY	0- 0	0- 0	4- 1				
0- 0	0- 0	0- 0	NEUTRAL	0- 0	0- 0	0- 0				

RPI 1-25			RPI 26-50			RPI 51-100			RPI 101+ Team's RPI: 126		
RPI	S	Opponent	Score	RPI	S	Opponent	Score	RPI	S	Opponent	Score
				31	A	Old Dominion	44 59	64	A	Wake Forest	46 74
								122	H	UNC Greensboro	72 64
								180	A	Hampton	68 31
								208	H	Kennesaw St.	63 51
								216	H	High Point	73 36
								225	A	UNC Asheville	52 60
								227	H	Gardner-Webb	48 44
								237	A	Radford	43 32
								260	H	Winthrop	63 47
								270	A	Longwood	70 55
								296	A	Presbyterian	53 47
								304	A	Hofstra	55 58
								325	A	N.C. Central	64 67
								333	A	Western Caro.	61 40
								340	H	USC Upstate	50 38
								341	H	Charleston So.	61 36
LAST 10 Division I											
				237	A	Radford	43 32	227	H	Gardner-Webb	48 44
				341	H	Charleston So.	61 36	270	A	Longwood	70 55
				296	A	Presbyterian	53 47	225	A	UNC Asheville	52 60
				260	H	Winthrop	63 47	340	H	USC Upstate	50 38
				180	A	Hampton	68 31	216	H	High Point	73 36

Non-Div I Games: St. Andrews 122 56 Bluefield Col. 65 41

Campbell

Loss, Non-Conf, S Site, H Home A Away N Neutral

Average RPI Win:	285	WON-LOST	WINNING	LAST 10	STRENGTH OF	OPP. STRENGTH	TEAM	ADJ.	CONF.	ADJ CONF.
Average RPI Loss:	207	RECORD	PCT. RANK	GAMES	SCHEDULE	OF SCHEDULE	RPI	RPI	RPI	RPI
DIV. I ONLY	2- 16	336	1-9	278	306	337	337	24	24	
DIV. I NON-CONF.	1- 8	322	0-1	300	279	341	341	25	25	
TOTALS	RPI 1-25	RPI 26-50	W-L RECORDS	RPI 51-100	RPI 101-150	RPI 150+				
2- 16	0- 0	0- 0	OVERALL	0- 4	0- 0	2- 12				
1- 6	0- 0	0- 0	HOME	0- 3	0- 0	1- 3				
1- 9	0- 0	0- 0	AWAY	0- 1	0- 0	1- 8				
0- 1	0- 0	0- 0	NEUTRAL	0- 0	0- 0	0- 1				
1- 8	0- 0	0- 0	NON-CONFERENCE	0- 2	0- 0	1- 6				
1- 2	0- 0	0- 0	HOME	0- 1	0- 0	1- 1				
0- 5	0- 0	0- 0	AWAY	0- 1	0- 0	0- 4				
0- 1	0- 0	0- 0	NEUTRAL	0- 0	0- 0	0- 1				
1- 8	0- 0	0- 0	CONFERENCE	0- 2	0- 0	1- 6				
0- 4	0- 0	0- 0	HOME	0- 2	0- 0	0- 2				
1- 4	0- 0	0- 0	AWAY	0- 0	0- 0	1- 4				
0- 0	0- 0	0- 0	NEUTRAL	0- 0	0- 0	0- 0				

RPI 1-25				RPI 26-50				RPI 51-100				RPI 101+ Team's RPI: 337			
RPI	S	Opponent	Score	RPI	S	Opponent	Score	RPI	S	Opponent	Score	RPI	S	Opponent	Score
								68	A	Buffalo	55 71	156	A	Toledo	65 83
								73	H	Marist	59 90	183	A	Quinnipiac	71 74
								86	H	Rider	57 70	207	A	Youngstown St.	59 87
								88	H	Colgate	69 90	221	A	Manhattan	50 68
												228	A	Niagara	62 81
												233	A	Fairfield	70 72
												257	A	Stetson	52 68
												280	N	Appalachian St.	57 74
												282	A	Vermont	53 76
												284	H	St. Bonaventure	84 82
												286	A	Monmouth	71 62
												305	H	Siena	63 68
												313	H	Albany (NY)	53 70
												334	H	Saint Peter's	68 86
LAST 10 Division I															
				228	A	Niagara	62 81	305	H	Siena	63 68				
				334	H	Saint Peter's	68 86	73	H	Marist	59 90				
				86	H	Rider	57 70	286	A	Monmouth	71 62				
				183	A	Quinnipiac	71 74	221	A	Manhattan	50 68				
				233	A	Fairfield	70 72	156	A	Toledo	65 83				

Non-Div I Games:

Canisius

■ Loss, 
 ■ Non-Conf, 
 ■ S Site, 
 ■ H Home 
 ■ A Away 
 N Neutral

Central Ark.

Through Games Of Jan. 28, 2020

Average RPI Win:	283	WON-LOST	WINNING	LAST 10	STRENGTH OF	OPP. STRENGTH	TEAM	ADJ.	CONF.	ADJ CONF.
Average RPI Loss:	130	RECORD	PCT. RANK	GAMES	SCHEDULE	OF SCHEDULE	RPI	RPI	RPI	RPI
DIV. I ONLY	5- 10	261	4-6	123	285	206	206	23	23	
DIV. I NON-CONF.	1- 5	313	0-1	32	147	214	214	20	20	
TOTALS	RPI 1-25	RPI 26-50	W-L RECORDS	RPI 51-100	RPI 101-150	RPI 150+				
5- 10	0- 1	0- 0	OVERALL	0- 2	0- 4	5- 3				
2- 3	0- 0	0- 0	HOME	0- 1	0- 1	2- 1				
3- 7	0- 1	0- 0	AWAY	0- 1	0- 3	3- 2				
0- 0	0- 0	0- 0	NEUTRAL	0- 0	0- 0	0- 0				
1- 5	0- 1	0- 0	NON-CONFERENCE	0- 1	0- 1	1- 2				
1- 0	0- 0	0- 0	HOME	0- 0	0- 0	1- 0				
0- 5	0- 1	0- 0	AWAY	0- 1	0- 1	0- 2				
0- 0	0- 0	0- 0	NEUTRAL	0- 0	0- 0	0- 0				
4- 5	0- 0	0- 0	CONFERENCE	0- 1	0- 3	4- 1				
1- 3	0- 0	0- 0	HOME	0- 1	0- 1	1- 1				
3- 2	0- 0	0- 0	AWAY	0- 0	0- 2	3- 0				
0- 0	0- 0	0- 0	NEUTRAL	0- 0	0- 0	0- 0				

RPI 1-25				RPI 26-50				RPI 51-100				RPI 101+ Team's RPI: 206			
RPI	S	Opponent	Score	RPI	S	Opponent	Score	RPI	S	Opponent	Score	RPI	S	Opponent	Score
17	A	Texas A&M	46 76					51	A	Tennessee	36 63	125	A	Tulane	38 65
								84	H	Abilene Christian	64 74	140	A	SFA	41 102
												141	A	A&M-Corpus Christi	47 67
												150	H	New Orleans	37 49
												163	H	Sam Houston St.	54 72
												165	H	Jackson St.	57 54
												199	A	Little Rock	48 63
												231	A	Northern Ky.	56 72
												294	A	Nicholls St.	53 46
												310	A	Incarinate Word	47 37
												319	A	McNeese	70 57
												329	H	Houston Baptist	63 39
LAST 10 Division I															
				84	H	Abilene Christian	64 74	319	A	McNeese	70 57				
				294	A	Nicholls St.	53 46	329	H	Houston Baptist	63 39				
				140	A	SFA	41 102	141	A	A&M-Corpus Christi	47 67				
				163	H	Sam Houston St.	54 72	310	A	Incarinate Word	47 37				
				150	H	New Orleans	37 49	17	A	Texas A&M	46 76				

Non-Div I Games: Hendrix 104 28 Central Baptist 66 43 Crowley's Ridge 82 26

Central Ark.

Loss, Non-Conf, S Site, H Home A Away N Neutral

Average RPI Win:	309	WON-LOST	WINNING	LAST 10	STRENGTH OF	OPP. STRENGTH	TEAM	ADJ.	CONF.	ADJ CONF.
Average RPI Loss:	212	RECORD	PCT. RANK	GAMES	SCHEDULE	OF SCHEDULE	RPI	RPI	RPI	RPI
DIV. I ONLY	2- 18	338	2-8	309	322	344	344	29	29	
DIV. I NON-CONF.	1- 10	329	1-0	274	270	330	330	29	29	
TOTALS	RPI 1-25	RPI 26-50	W-L RECORDS	RPI 51-100	RPI 101-150	RPI 150+				
2- 18	0- 0	0- 1	OVERALL	0- 1	0- 3	2- 13				
1- 7	0- 0	0- 0	HOME	0- 0	0- 1	1- 6				
1- 11	0- 0	0- 1	AWAY	0- 1	0- 2	1- 7				
0- 0	0- 0	0- 0	NEUTRAL	0- 0	0- 0	0- 0				
1- 10	0- 0	0- 1	NON-CONFERENCE	0- 1	0- 2	1- 6				
0- 3	0- 0	0- 0	HOME	0- 0	0- 0	0- 3				
1- 7	0- 0	0- 1	AWAY	0- 1	0- 2	1- 3				
0- 0	0- 0	0- 0	NEUTRAL	0- 0	0- 0	0- 0				
1- 8	0- 0	0- 0	CONFERENCE	0- 0	0- 1	1- 7				
1- 4	0- 0	0- 0	HOME	0- 0	0- 1	1- 3				
0- 4	0- 0	0- 0	AWAY	0- 0	0- 0	0- 4				
0- 0	0- 0	0- 0	NEUTRAL	0- 0	0- 0	0- 0				

RPI S	Opponent	Score	RPI S	Opponent	Score	RPI S	Opponent	Score	RPI S	Opponent	Score	Team's RPI: 344
			32 A	FGCU	60 94	68 A	Buffalo	56 61	107 A	Duquesne	33 72	
									117 A	Lehigh	51 70	
									131 H	Robert Morris	56 86	
									166 A	Fla. Atlantic	54 72	
									169 H	Merrimack	56 65	
									219 H	UMass Lowell	54 56	
									226 H	Brown	73 83	
									238 A	Mt. St. Mary's	64 72	
									248 H	Saint Francis (PA)	52 64	
									266 A	Sacred Heart	58 66	
									266 H	Sacred Heart	52 54	
									273 H	Wagner	66 63	
									281 A	New Hampshire	59 70	
									287 A	Pittsburgh	73 81	
									313 H	Albany (NY)	63 73	
									332 A	Fairleigh Dickinson	47 66	
									345 A	Hartford	61 54	
									347 A	LIU Brooklyn	61 63	
LAST 10 Division I												
			266 H	Sacred Heart	52 54	169 H	Merrimack	56 65				
			273 H	Wagner	66 63	266 A	Sacred Heart	58 66				
			332 A	Fairleigh Dickinson	47 66	248 H	Saint Francis (PA)	52 64				
			238 A	Mt. St. Mary's	64 72	131 H	Robert Morris	56 86				
			347 A	LIU Brooklyn	61 63	345 A	Hartford	61 54				

Non-Div I Games:

Central Conn. St.

■ Loss, 
 ■ Non-Conf, 
 ■ S Site, 
 ■ H Home 
 ■ A Away 
 N Neutral

Average RPI Win:	144	WON-LOST	WINNING	LAST 10	STRENGTH OF	OPP. STRENGTH	TEAM	ADJ.	CONF.	ADJ CONF.
Average RPI Loss:	58	RECORD	PCT. RANK	GAMES	SCHEDULE	OF SCHEDULE	RPI	RPI	RPI	RPI
DIV. I ONLY	14- 4	39	9-1	29	106	21	21	10	10	
DIV. I NON-CONF.	7- 4	100	2-1	21	59	31	31	10	10	
TOTALS	RPI 1-25	RPI 26-50	W-L RECORDS	RPI 51-100	RPI 101-150	RPI 150+				
14- 4	0- 1	0- 1	OVERALL	5- 1	2- 1	7- 0				
7- 1	0- 0	0- 0	HOME	3- 0	1- 1	3- 0				
7- 3	0- 1	0- 1	AWAY	2- 1	1- 0	4- 0				
0- 0	0- 0	0- 0	NEUTRAL	0- 0	0- 0	0- 0				
7- 4	0- 1	0- 1	NON-CONFERENCE	3- 1	1- 1	3- 0				
4- 1	0- 0	0- 0	HOME	2- 0	1- 1	1- 0				
3- 3	0- 1	0- 1	AWAY	1- 1	0- 0	2- 0				
0- 0	0- 0	0- 0	NEUTRAL	0- 0	0- 0	0- 0				
7- 0	0- 0	0- 0	CONFERENCE	2- 0	1- 0	4- 0				
3- 0	0- 0	0- 0	HOME	1- 0	0- 0	2- 0				
4- 0	0- 0	0- 0	AWAY	1- 0	1- 0	2- 0				
0- 0	0- 0	0- 0	NEUTRAL	0- 0	0- 0	0- 0				

RPI 1-25				Team's RPI: 21	RPI 26-50				RPI 51-100				RPI 101+						
RPI	S	Opponent	Score		RPI	S	Opponent	Score		RPI	S	Opponent	Score		RPI	S	Opponent	Score	
3	A	Louisville	63	76	28	A	Western Ky.	58	93	56	A	UCF	58	64	133	A	Western Mich.	80	70
										66	H	Ball St.	66	39	136	H	Northeastern	79	63
										73	H	Marist	77	54	144	H	Green Bay	105	111
										77	A	Ohio	73	71	151	A	Bethune-Cookman	92	67
										79	H	Dayton	81	80	156	H	Toledo	73	66
										90	A	South Dakota St.	79	74	176	A	Eastern Mich.	89	82
															189	H	Miami (OH)	76	70
															194	A	Akron	77	72
															223	H	Iona	70	50
															272	A	Oakland	65	47
LAST 10 Division I																			
					156	H	Toledo	73	66						77	A	Ohio	73	71
					176	A	Eastern Mich.	89	82						194	A	Akron	77	72
					133	A	Western Mich.	80	70						56	A	UCF	58	64
					66	H	Ball St.	66	39						151	A	Bethune-Cookman	92	67
					189	H	Miami (OH)	76	70						272	A	Oakland	65	47

Non-Div I Games:

Central Mich.

Charleston So.

Through Games Of Jan. 28, 2020

Average RPI Win:	225	WON-LOST	WINNING	LAST 10	STRENGTH OF	OPP. STRENGTH	TEAM	ADJ.	CONF.	ADJ CONF.
Average RPI Loss:	219	RECORD	PCT. RANK	GAMES	SCHEDULE	OF SCHEDULE	RPI	RPI	RPI	RPI
DIV. I ONLY	1- 16	344	1-9	240	343	341	341	26	26	
DIV. I NON-CONF.	0- 7	338	0	214	325	340	340	27	27	
TOTALS	RPI 1-25	RPI 26-50	W-L RECORDS	RPI 51-100	RPI 101-150	RPI 150+				
1- 16	0- 1	0- 0	OVERALL	0- 1	0- 1	1- 13				
0- 9	0- 0	0- 0	HOME	0- 0	0- 0	0- 9				
1- 7	0- 1	0- 0	AWAY	0- 1	0- 1	1- 4				
0- 0	0- 0	0- 0	NEUTRAL	0- 0	0- 0	0- 0				
0- 7	0- 1	0- 0	NON-CONFERENCE	0- 1	0- 0	0- 5				
0- 4	0- 0	0- 0	HOME	0- 0	0- 0	0- 4				
0- 3	0- 1	0- 0	AWAY	0- 1	0- 0	0- 1				
0- 0	0- 0	0- 0	NEUTRAL	0- 0	0- 0	0- 0				
1- 9	0- 0	0- 0	CONFERENCE	0- 0	0- 1	1- 8				
0- 5	0- 0	0- 0	HOME	0- 0	0- 0	0- 5				
1- 4	0- 0	0- 0	AWAY	0- 0	0- 1	1- 3				
0- 0	0- 0	0- 0	NEUTRAL	0- 0	0- 0	0- 0				

RPI 1-25				RPI 26-50				RPI 51-100				RPI 101+ Team's RPI: 341			
RPI	S	Opponent	Score	RPI	S	Opponent	Score	RPI	S	Opponent	Score	RPI	S	Opponent	Score
16	A	Florida St.	36 88					58	A	North Carolina	54 85	126	A	Campbell	36 61
												151	H	Bethune-Cookman	41 81
												180	H	Hampton	59 64
												196	H	North Dakota	57 73
												216	H	High Point	70 84
												225	A	UNC Asheville	60 48
												227	H	Gardner-Webb	52 79
												237	A	Radford	35 72
												245	H	Col. of Charleston	70 79
												260	H	Winthrop	53 58
												270	A	Longwood	64 84
												296	H	Presbyterian	46 67
												333	A	Western Caro.	64 69
												340	A	USC Upstate	53 70
												349	H	South Carolina St.	75 81
LAST 10 Division I															
296	H	Presbyterian	46 67	216	H	High Point	70 84								
260	H	Winthrop	53 58	270	A	Longwood	64 84								
126	A	Campbell	36 61	237	A	Radford	35 72								
180	H	Hampton	59 64	227	H	Gardner-Webb	52 79								
225	A	UNC Asheville	60 48	340	A	USC Upstate	53 70								

Non-Div I Games: Columbia (SC) 76 59 Virginia-Lynchburg 92 55

Charleston So.

Loss, Non-Conf, S Site, H Home A Away N Neutral

Average RPI Win:	<b>184</b>	WON-LOST	WINNING	LAST 10	STRENGTH OF	OPP. STRENGTH	TEAM	ADJ.	CONF.	ADJ CONF.
Average RPI Loss:	<b>69</b>	RECORD	PCT. RANK	GAMES	SCHEDULE	OF SCHEDULE	RPI	RPI	RPI	RPI
DIV. I ONLY	<b>12- 6</b>	<b>76</b>	<b>6-4</b>	<b>130</b>	<b>82</b>	<b>74</b>	<b>74</b>	<b>13</b>	<b>13</b>	
DIV. I NON-CONF.	<b>9- 2</b>	<b>38</b>	<b>3-0</b>	<b>162</b>	<b>63</b>	<b>57</b>	<b>57</b>	<b>13</b>	<b>13</b>	
TOTALS	RPI 1-25	RPI 26-50	W-L RECORDS	RPI 51-100	RPI 101-150	RPI 150+				
12- 6	0- 1	0- 2	OVERALL	2- 1	4- 1	6- 1				
5- 2	0- 0	0- 1	HOME	0- 0	1- 1	4- 0				
5- 4	0- 1	0- 1	AWAY	1- 1	2- 0	2- 1				
2- 0	0- 0	0- 0	NEUTRAL	1- 0	1- 0	0- 0				
9- 2	0- 1	0- 0	NON-CONFERENCE	2- 0	3- 1	4- 0				
4- 1	0- 0	0- 0	HOME	0- 0	1- 1	3- 0				
3- 1	0- 1	0- 0	AWAY	1- 0	1- 0	1- 0				
2- 0	0- 0	0- 0	NEUTRAL	1- 0	1- 0	0- 0				
3- 4	0- 0	0- 2	CONFERENCE	0- 1	1- 0	2- 1				
1- 1	0- 0	0- 1	HOME	0- 0	0- 0	1- 0				
2- 3	0- 0	0- 1	AWAY	0- 1	1- 0	1- 1				
0- 0	0- 0	0- 0	NEUTRAL	0- 0	0- 0	0- 0				

RPI 1-25				RPI 26-50				RPI 51-100				Team's RPI: 74	RPI 101+			
RPI	S	Opponent	Score	RPI	S	Opponent	Score	RPI	S	Opponent	Score		RPI	S	Opponent	Score
20	A	Kentucky	39 86	28	H	Western Ky.	56 60	52	A	Middle Tenn.	59 83		102	A	Davidson	75 64
				31	A	Old Dominion	51 54	64	A	Wake Forest	77 65		113	A	UAB	83 75
								92	N	Boston College	84 68		115	H	Fordham	51 76
													116	H	Richmond	78 59
													125	N	Tulane	60 56
													166	A	Fla. Atlantic	44 65
													227	H	Gardner-Webb	74 49
													229	H	Delaware	61 57
													246	H	Marshall	52 46
													268	A	East Carolina	59 47
													298	A	FIU	64 50
													327	H	UMES	64 44
LAST 10 Division I																
298	A	FIU	64 50	52	A	Middle Tenn.	59 83									
166	A	Fla. Atlantic	44 65	113	A	UAB	83 75									
28	H	Western Ky.	56 60	327	H	UMES	64 44									
246	H	Marshall	52 46	102	A	Davidson	75 64									
31	A	Old Dominion	51 54	229	H	Delaware	61 57									

Non-Div I Games:

Charlotte



# Chattanooga

Through Games Of Jan. 28, 2020

Average RPI Win:	226	WON-LOST	WINNING	LAST 10	STRENGTH OF	OPP. STRENGTH	TEAM	ADJ.	CONF.	ADJ CONF.
Average RPI Loss:	124	RECORD	PCT. RANK	GAMES	SCHEDULE	OF SCHEDULE	RPI	RPI	RPI	RPI
DIV. I ONLY	4- 16	309	3-7	64	164	235	235	25	25	
DIV. I NON-CONF.	1- 13	337	0-4	12	122	216	216	22	22	
TOTALS	RPI 1-25	RPI 26-50	W-L RECORDS	RPI 51-100	RPI 101-150	RPI 150+				
4- 16	0- 2	0- 1	OVERALL	0- 5	1- 2	3- 6				
2- 6	0- 0	0- 1	HOME	0- 2	0- 0	2- 3				
2- 10	0- 2	0- 0	AWAY	0- 3	1- 2	1- 3				
0- 0	0- 0	0- 0	NEUTRAL	0- 0	0- 0	0- 0				
1- 13	0- 2	0- 1	NON-CONFERENCE	0- 5	1- 1	0- 4				
0- 6	0- 0	0- 1	HOME	0- 2	0- 0	0- 3				
1- 7	0- 2	0- 0	AWAY	0- 3	1- 1	0- 1				
0- 0	0- 0	0- 0	NEUTRAL	0- 0	0- 0	0- 0				
3- 3	0- 0	0- 0	CONFERENCE	0- 0	0- 1	3- 2				
2- 0	0- 0	0- 0	HOME	0- 0	0- 0	2- 0				
1- 3	0- 0	0- 0	AWAY	0- 0	0- 1	1- 2				
0- 0	0- 0	0- 0	NEUTRAL	0- 0	0- 0	0- 0				


























































RPI S	Opponent	Score	RPI S	Opponent	Score	RPI S	Opponent	Score	RPI S	Opponent	Score	Team's RPI: 235
3	A Louisville	37 86	29	H Purdue	34 66	65	H Troy	51 90	104	A Cincinnati	53 72	
18	A NC State	38 74				67	A Belmont	50 63	112	A Liberty	71 54	
						77	H Ohio	58 70	122	A UNC Greensboro	41 49	
						87	A UT Martin	51 78	161	A Samford	46 60	
						90	A South Dakota St.	56 71	173	H Furman	60 52	
									174	H Austin Peay	49 50	
									180	H Hampton	55 84	
									209	H Northern Colo.	42 59	
									277	A Eastern Ky.	65 71	
									285	H Wofford	80 76	
									324	A Mercer	48 55	
									333	A Western Caro.	59 52	
LAST 10 Division I												
324	A Mercer	48 55	333	A Western Caro.	59 52							
161	A Samford	46 60	77	H Ohio	58 70							
173	H Furman	60 52	18	A NC State	38 74							
285	H Wofford	80 76	65	H Troy	51 90							
122	A UNC Greensboro	41 49	90	A South Dakota St.	56 71							

Non-Div I Games:

Chattanooga

Loss, Non-Conf, S Site, H Home A Away N Neutral

Average RPI Win:	157	WON-LOST	WINNING	LAST 10	STRENGTH OF	OPP. STRENGTH	TEAM	ADJ.	CONF.	ADJ CONF.
Average RPI Loss:	229	RECORD	PCT. RANK	GAMES	SCHEDULE	OF SCHEDULE	RPI	RPI	RPI	RPI
DIV. I ONLY	1- 19	348	1-9	315	301	348	348	32	32	
DIV. I NON-CONF.	0- 13	338	0-3	262	240	342	342	32	32	
TOTALS	RPI 1-25	RPI 26-50	W-L RECORDS	RPI 51-100	RPI 101-150	RPI 150+				
1- 19	0- 0	0- 1	OVERALL	0- 0	0- 5	1- 13				
0- 9	0- 0	0- 1	HOME	0- 0	0- 2	0- 6				
1- 9	0- 0	0- 0	AWAY	0- 0	0- 3	1- 6				
0- 1	0- 0	0- 0	NEUTRAL	0- 0	0- 0	0- 1				
0- 13	0- 0	0- 1	NON-CONFERENCE	0- 0	0- 5	0- 7				
0- 6	0- 0	0- 1	HOME	0- 0	0- 2	0- 3				
0- 6	0- 0	0- 0	AWAY	0- 0	0- 3	0- 3				
0- 1	0- 0	0- 0	NEUTRAL	0- 0	0- 0	0- 1				
1- 6	0- 0	0- 0	CONFERENCE	0- 0	0- 0	1- 6				
0- 3	0- 0	0- 0	HOME	0- 0	0- 0	0- 3				
1- 3	0- 0	0- 0	AWAY	0- 0	0- 0	1- 3				
0- 0	0- 0	0- 0	NEUTRAL	0- 0	0- 0	0- 0				

RPI 1-25	RPI 26-50	RPI 51-100	RPI 101+	Team's RPI: 348
RPI S Opponent Score	RPI S Opponent Score	RPI S Opponent Score	RPI S Opponent Score	
	34  Arizona 50 		101  UT Arlington 53 	
			103  Loyola Chicago 53 	
			133  Western Mich. 69 	
			144  Green Bay 46 	
			147  Illinois 66 	
			157  CSU Bakersfield 60 58	
			162  Valparaiso 49 	
			205  Western Ill. 78 	
			255  Grand Canyon 49 	
			269 N UC Santa Barbara 65 	
			272  Oakland 70 	
			288  Nevada 60 	
			297  California Baptist 65 	
			308  New Mexico St. 60 	
			316  Evansville 42 	
			320  UTRGV 67 	
			326  Utah Valley 58 	
			331  Seattle U 51 	
			338  UIC 61 	
LAST 10 Division I				
297  California Baptist 65 	331  Seattle U 51 			
157  CSU Bakersfield 60 58	326  Utah Valley 58 			
255  Grand Canyon 49 	162  Valparaiso 49 			
320  UTRGV 67 	316  Evansville 42 			
308  New Mexico St. 60 	133  Western Mich. 69 			

Non-Div I Games:

Chicago St.

Average RPI Win:	175	WON-LOST	WINNING	LAST 10	STRENGTH OF	OPP. STRENGTH	TEAM	ADJ.	CONF.	ADJ CONF.
Average RPI Loss:	65	RECORD	PCT. RANK	GAMES	SCHEDULE	OF SCHEDULE	RPI	RPI	RPI	RPI
DIV. I ONLY	13- 6	67	8-2	180	30	104	104	9	9	
DIV. I NON-CONF.	9- 4	84	4-0	255	25	153	153	9	9	
TOTALS	RPI 1-25	RPI 26-50	W-L RECORDS	RPI 51-100	RPI 101-150	RPI 150+				
13- 6	0- 2	0- 0	OVERALL	4- 3	1- 1	8- 0				
10- 2	0- 1	0- 0	HOME	4- 1	0- 0	6- 0				
3- 2	0- 0	0- 0	AWAY	0- 1	1- 1	2- 0				
0- 2	0- 1	0- 0	NEUTRAL	0- 1	0- 0	0- 0				
9- 4	0- 2	0- 0	NON-CONFERENCE	2- 2	1- 0	6- 0				
7- 2	0- 1	0- 0	HOME	2- 1	0- 0	5- 0				
2- 0	0- 0	0- 0	AWAY	0- 0	1- 0	1- 0				
0- 2	0- 1	0- 0	NEUTRAL	0- 1	0- 0	0- 0				
4- 2	0- 0	0- 0	CONFERENCE	2- 1	0- 1	2- 0				
3- 0	0- 0	0- 0	HOME	2- 0	0- 0	1- 0				
1- 2	0- 0	0- 0	AWAY	0- 1	0- 1	1- 0				
0- 0	0- 0	0- 0	NEUTRAL	0- 0	0- 0	0- 0				

RPI 1-25				RPI 26-50				RPI 51-100				RPI 101+ Team's RPI: 104			
RPI	S	Opponent	Score	RPI	S	Opponent	Score	RPI	S	Opponent	Score	RPI	S	Opponent	Score
5	N	Iowa	61 69					56	H	UCF	81 64	109	A	VCU	58 56
25	H	Ohio St.	73 78					57	H	Temple	86 81	125	A	Tulane	59 64
								60	N	Bucknell	48 56	159	H	Houston	85 66
								66	H	Ball St.	63 56	181	A	Memphis	73 66
								78	A	South Fla.	68 76	189	H	Miami (OH)	98 68
								98	H	Utah	68 62	224	A	Xavier	85 78
								99	H	Saint Louis	50 60	235	H	Chattanooga	72 53
												278	H	Alabama A&M	62 47
												287	H	Pittsburgh	69 53
												342	H	Coppin St.	86 40
LAST 10 Division I															
				57	H	Temple	86 81	78	A	South Fla.	68 76				
				159	H	Houston	85 66	342	H	Coppin St.	86 40				
				125	A	Tulane	59 64	287	H	Pittsburgh	69 53				
				56	H	UCF	81 64	278	H	Alabama A&M	62 47				
				181	A	Memphis	73 66	224	A	Xavier	85 78				

Non-Div I Games:

Cincinnati

## Clemson

Through Games Of Jan. 28, 2020

Average RPI Win:	228	WON-LOST	WINNING	LAST 10	STRENGTH OF	OPP. STRENGTH	TEAM	ADJ.	CONF.	ADJ CONF.
Average RPI Loss:	69	RECORD	PCT. RANK	GAMES	SCHEDULE	OF SCHEDULE	RPI	RPI	RPI	RPI
DIV. I ONLY	7- 13	256	4-6	62	40	171	171	5	5	
DIV. I NON-CONF.	4- 7	225	1-1	126	136	217	217	3	3	
TOTALS	RPI 1-25	RPI 26-50	W-L RECORDS	RPI 51-100	RPI 101-150	RPI 150+				
7- 13	0- 5	1- 1	OVERALL	0- 4	1- 1	5- 2				
4- 6	0- 3	1- 0	HOME	0- 1	0- 1	3- 1				
2- 6	0- 1	0- 1	AWAY	0- 3	1- 0	1- 1				
1- 1	0- 1	0- 0	NEUTRAL	0- 0	0- 0	1- 0				
4- 7	0- 3	0- 0	NON-CONFERENCE	0- 1	0- 1	4- 2				
2- 4	0- 1	0- 0	HOME	0- 1	0- 1	2- 1				
1- 2	0- 1	0- 0	AWAY	0- 0	0- 0	1- 1				
1- 1	0- 1	0- 0	NEUTRAL	0- 0	0- 0	1- 0				
3- 6	0- 2	1- 1	CONFERENCE	0- 3	1- 0	1- 0				
2- 2	0- 2	1- 0	HOME	0- 0	0- 0	1- 0				
1- 4	0- 0	0- 1	AWAY	0- 3	1- 0	0- 0				
0- 0	0- 0	0- 0	NEUTRAL	0- 0	0- 0	0- 0				

RPI 1-25				RPI 26-50				RPI 51-100				RPI 101+ Team's RPI: 171			
RPI	S	Opponent	Score	RPI	S	Opponent	Score	RPI	S	Opponent	Score	RPI	S	Opponent	Score
1	H	South Carolina	48 84	26	A	Virginia Tech	50 71	55	A	Georgia Tech	47 49	129	A	Notre Dame	71 55
3	H	Louisville	50 75	38	H	Duke	62 58	61	A	Miami (FL)	64 68	135	H	N.C. A&T	74 82
5	A	Iowa	60 74					63	H	Alabama	54 67	173	H	Furman	77 71
9	N	Maryland	44 63					64	A	Wake Forest	58 63	187	A	Penn St.	55 68
16	H	Florida St.	64 81									276	H	Navy	52 65
												287	H	Pittsburgh	75 67
												318	N	Alcorn	77 46
												324	A	Mercer	65 61
												328	H	Alabama St.	76 43
LAST 10 Division I															
26	A	Virginia Tech	50 71	64	A	Wake Forest	58 63								
61	A	Miami (FL)	64 68	3	H	Louisville	50 75								
38	H	Duke	62 58	129	A	Notre Dame	71 55								
287	H	Pittsburgh	75 67	135	H	N.C. A&T	74 82								
55	A	Georgia Tech	47 49	324	A	Mercer	65 61								

Non-Div I Games:

Clemson

■ Loss, 
 ■ Non-Conf, S Site, 
 ■ Home 
 ■ Away 
 N Neutral

Average RPI Win:	275	WON-LOST	WINNING	LAST 10	STRENGTH OF	OPP. STRENGTH	TEAM	ADJ.	CONF.	ADJ CONF.
Average RPI Loss:	170	RECORD	PCT. RANK	GAMES	SCHEDULE	OF SCHEDULE	RPI	RPI	RPI	RPI
DIV. I ONLY	13- 5	51	6-4	348	217	195	195	21	21	
DIV. I NON-CONF.	8- 1	27	1-0	351	189	172	172	18	18	
TOTALS	RPI 1-25	RPI 26-50	W-L RECORDS	RPI 51-100	RPI 101-150	RPI 150+				
13- 5	0- 0	0- 0	OVERALL	0- 1	0- 2	13- 2				
4- 2	0- 0	0- 0	HOME	0- 1	0- 1	4- 0				
9- 3	0- 0	0- 0	AWAY	0- 0	0- 1	9- 2				
0- 0	0- 0	0- 0	NEUTRAL	0- 0	0- 0	0- 0				
8- 1	0- 0	0- 0	NON-CONFERENCE	0- 0	0- 0	8- 1				
1- 0	0- 0	0- 0	HOME	0- 0	0- 0	1- 0				
7- 1	0- 0	0- 0	AWAY	0- 0	0- 0	7- 1				
0- 0	0- 0	0- 0	NEUTRAL	0- 0	0- 0	0- 0				
5- 4	0- 0	0- 0	CONFERENCE	0- 1	0- 2	5- 1				
3- 2	0- 0	0- 0	HOME	0- 1	0- 1	3- 0				
2- 2	0- 0	0- 0	AWAY	0- 0	0- 1	2- 1				
0- 0	0- 0	0- 0	NEUTRAL	0- 0	0- 0	0- 0				

RPI 1-25				RPI 26-50				RPI 51-100				RPI 101+ Team's RPI: 195					
RPI	S	Opponent	Score	RPI	S	Opponent	Score	RPI	S	Opponent	Score	RPI	S	Opponent	Score		
								62	H	IUPUI	53	78	143	A	Wright St.	62	78
													144	H	Green Bay	54	74
													190	A	Bowling Green	62	89
													194	H	Akron	66	62
													207	H	Youngstown St.	60	52
													231	A	Northern Ky.	73	68
													242	A	ETSU	62	54
													259	A	Delaware St.	57	49
													265	H	Milwaukee	58	49
													272	A	Oakland	79	58
													284	A	St. Bonaventure	65	62
													301	A	Omaha	79	66
													304	A	Hofstra	61	51
													312	A	Detroit Mercy	59	70
													333	A	Western Caro.	68	61
													338	H	UIC	84	44
													347	A	LIU Brooklyn	79	49
LAST 10 Division I																	

Non-Div I Games: Davis &amp; Elkins 110 41 Lake Erie 95 49

Cleveland St.

Average RPI Win:	243	WON-LOST	WINNING	LAST 10	STRENGTH OF	OPP. STRENGTH	TEAM	ADJ.	CONF.	ADJ CONF.
Average RPI Loss:	131	RECORD	PCT. RANK	GAMES	SCHEDULE	OF SCHEDULE	RPI	RPI	RPI	RPI
DIV. I ONLY	13- 3	30	8-2	327	202	123	123	22	22	
DIV. I NON-CONF.	8- 1	27	3-0	343	243	161	161	21	21	
TOTALS	RPI 1-25	RPI 26-50	W-L RECORDS	RPI 51-100	RPI 101-150	RPI 150+				
13- 3	0- 0	0- 0	OVERALL	0- 1	2- 1	11- 1				
6- 1	0- 0	0- 0	HOME	0- 0	2- 1	4- 0				
6- 2	0- 0	0- 0	AWAY	0- 1	0- 0	6- 1				
1- 0	0- 0	0- 0	NEUTRAL	0- 0	0- 0	1- 0				
8- 1	0- 0	0- 0	NON-CONFERENCE	0- 0	1- 1	7- 0				
4- 1	0- 0	0- 0	HOME	0- 0	1- 1	3- 0				
3- 0	0- 0	0- 0	AWAY	0- 0	0- 0	3- 0				
1- 0	0- 0	0- 0	NEUTRAL	0- 0	0- 0	1- 0				
5- 2	0- 0	0- 0	CONFERENCE	0- 1	1- 0	4- 1				
2- 0	0- 0	0- 0	HOME	0- 0	1- 0	1- 0				
3- 2	0- 0	0- 0	AWAY	0- 1	0- 0	3- 1				
0- 0	0- 0	0- 0	NEUTRAL	0- 0	0- 0	0- 0				

RPI 1-25			RPI 26-50			RPI 51-100			RPI 101+			Team's RPI: 123
RPI	S	Opponent	Score	RPI	S	Opponent	Score	RPI	S	Opponent	Score	
						65	A Troy	77	84	101	H UT Arlington	62 56
										116	H Richmond	67 79
										122	H UNC Greensboro	63 54
										152	N Elon	76 65
										199	A Little Rock	68 48
										211	A Arkansas St.	61 63
										213	H George Mason	74 59
										251	A UNCW	62 43
										263	A South Alabama	71 62
										280	A Appalachian St.	80 53
										285	A Wofford	78 73
										290	H Texas St.	75 67
										317	H Ark.-Pine Bluff	76 69
										333	A Western Caro.	66 43
										349	H South Carolina St.	85 44
LAST 10 Division I												
						211	A Arkansas St.	61	63	263	A South Alabama	71 62
						280	A Appalachian St.	80	53	65	A Troy	77 84
						199	A Little Rock	68	48	349	H South Carolina St.	85 44
						101	H UT Arlington	62	56	152	N Elon	76 65
						290	H Texas St.	75	67	251	A UNCW	62 43

Non-Div I Games: UNC Pembroke 86 44 Wesleyan (GA) 132 32

Coastal Caro.

■ Loss, 
 ■ Non-Conf, 
 ■ S Site, 
 ■ H Home 
 ■ A Away 
 N Neutral

Average RPI Win:	264	WON-LOST	WINNING	LAST 10	STRENGTH OF	OPP. STRENGTH	TEAM	ADJ.	CONF.	ADJ CONF.
Average RPI Loss:	153	RECORD	PCT. RANK	GAMES	SCHEDULE	OF SCHEDULE	RPI	RPI	RPI	RPI
DIV. I ONLY	9- 8	160	5-5	313	245	245	245	14	14	
DIV. I NON-CONF.	6- 4	123	2-1	345	329	273	273	14	14	
TOTALS	RPI 1-25	RPI 26-50	W-L RECORDS	RPI 51-100	RPI 101-150	RPI 150+				
9- 8	0- 0	0- 1	OVERALL	1- 1	0- 1	8- 5				
5- 4	0- 0	0- 1	HOME	1- 0	0- 1	4- 2				
4- 4	0- 0	0- 0	AWAY	0- 1	0- 0	4- 3				
0- 0	0- 0	0- 0	NEUTRAL	0- 0	0- 0	0- 0				
6- 4	0- 0	0- 0	NON-CONFERENCE	0- 1	0- 1	6- 2				
2- 2	0- 0	0- 0	HOME	0- 0	0- 1	2- 1				
4- 2	0- 0	0- 0	AWAY	0- 1	0- 0	4- 1				
0- 0	0- 0	0- 0	NEUTRAL	0- 0	0- 0	0- 0				
3- 4	0- 0	0- 1	CONFERENCE	1- 0	0- 0	2- 3				
3- 2	0- 0	0- 1	HOME	1- 0	0- 0	2- 1				
0- 2	0- 0	0- 0	AWAY	0- 0	0- 0	0- 2				
0- 0	0- 0	0- 0	NEUTRAL	0- 0	0- 0	0- 0				

RPI 1-25				RPI 26-50				RPI 51-100				RPI 101+				Team's RPI: 245	
RPI	S	Opponent	Score	RPI	S	Opponent	Score	RPI	S	Opponent	Score	RPI	S	Opponent	Score		
				45	H	James Madison	53 87	64	A	Wake Forest	50 106	122	H	UNC Greensboro	56 69		
								70	H	Drexel	73 59	152	A	Elon	48 90		
												155	A	William & Mary	60 85		
												177	H	Towson	62 79		
												213	H	George Mason	61 72		
												216	A	High Point	79 70		
												229	H	Delaware	84 73		
												251	H	UNCW	67 63		
												260	A	Winthrop	84 73		
												296	A	Presbyterian	54 58		
												325	H	N.C. Central	85 78		
												333	H	Western Caro.	73 62		
												341	A	Charleston So.	79 70		
												349	A	South Carolina St.	76 55		
LAST 10 Division I																	
				251	H	UNCW	67 63	229	H	Delaware	84 73						
				45	H	James Madison	53 87	70	H	Drexel	73 59						
				177	H	Towson	62 79	333	H	Western Caro.	73 62						
				155	A	William & Mary	60 85	341	A	Charleston So.	79 70						
				152	A	Elon	48 90	122	H	UNC Greensboro	56 69						

Non-Div I Games: Coker 82 57

Col. of Charleston

■ Loss, 
 ■ Non-Conf, 
 ■ S Site, 
 ■ H Home 
 ■ A Away 
 N Neutral

Average RPI Win:	236	WON-LOST	WINNING	LAST 10	STRENGTH OF	OPP. STRENGTH	TEAM	ADJ.	CONF.	ADJ CONF.
Average RPI Loss:	87	RECORD	PCT. RANK	GAMES	SCHEDULE	OF SCHEDULE	RPI	RPI	RPI	RPI
DIV. I ONLY	14- 5	47	7-3	243	137	88	88	15	15	
DIV. I NON-CONF.	8- 3	68	1-1	217	140	71	71	16	16	
TOTALS	RPI 1-25	RPI 26-50	W-L RECORDS	RPI 51-100	RPI 101-150	RPI 150+				
14- 5	0- 1	1- 0	OVERALL	0- 3	1- 0	12- 1				
9- 0	0- 0	1- 0	HOME	0- 0	0- 0	8- 0				
5- 5	0- 1	0- 0	AWAY	0- 3	1- 0	4- 1				
0- 0	0- 0	0- 0	NEUTRAL	0- 0	0- 0	0- 0				
8- 3	0- 1	1- 0	NON-CONFERENCE	0- 2	1- 0	6- 0				
5- 0	0- 0	1- 0	HOME	0- 0	0- 0	4- 0				
3- 3	0- 1	0- 0	AWAY	0- 2	1- 0	2- 0				
0- 0	0- 0	0- 0	NEUTRAL	0- 0	0- 0	0- 0				
6- 2	0- 0	0- 0	CONFERENCE	0- 1	0- 0	6- 1				
4- 0	0- 0	0- 0	HOME	0- 0	0- 0	4- 0				
2- 2	0- 0	0- 0	AWAY	0- 1	0- 0	2- 1				
0- 0	0- 0	0- 0	NEUTRAL	0- 0	0- 0	0- 0				

RPI 1-25				RPI 26-50				RPI 51-100				Team's RPI: 88	RPI 101+			
RPI	S	Opponent	Score	RPI	S	Opponent	Score	RPI	S	Opponent	Score		RPI	S	Opponent	Score
15	A	Northwestern	44 73	41	H	Yale	70 67	60	A	Bucknell	43 66		132	A	Cornell	62 58
								63	A	Alabama	52 72		197	A	American	61 63
								99	A	Saint Louis	51 61		197	H	American	63 62
													201	H	Lafayette	73 52
													202	A	Boston U.	70 61
													219	H	UMass Lowell	73 51
													228	H	Niagara	85 72
													273	H	Wagner	74 58
													274	A	Loyola Maryland	76 74
													276	H	Navy	80 55
													293	H	Army West Point	100 93
													305	H	Siena	88 51
													330	A	NJIT	79 52
													337	A	Canisius	90 69
LAST 10 Division I																
197	H	American	63 62	274	A	Loyola Maryland	76 74									
60	A	Bucknell	43 66	293	H	Army West Point	100 93									
202	A	Boston U.	70 61	197	A	American	61 63									
201	H	Lafayette	73 52	273	H	Wagner	74 58									
276	H	Navy	80 55	63	A	Alabama	52 72									

Non-Div I Games:

Colgate

■ Loss, 
 ■ Non-Conf, S Site, 
 ■ Home 
 ■ Away 
 N Neutral



Average RPI Win:	183	WON-LOST	WINNING	LAST 10	STRENGTH OF	OPP. STRENGTH	TEAM	ADJ.	CONF.	ADJ CONF.
Average RPI Loss:	25	RECORD	PCT. RANK	GAMES	SCHEDULE	OF SCHEDULE	RPI	RPI	RPI	RPI
DIV. I ONLY	14- 5	47	5-5	85	36	42	42	1	1	
DIV. I NON-CONF.	11- 0	1	2-0	284	165	54	54	1	1	
TOTALS	RPI 1-25	RPI 26-50	W-L RECORDS	RPI 51-100	RPI 101-150	RPI 150+				
14- 5	0- 4	0- 0	OVERALL	2- 1	5- 0	7- 0				
7- 2	0- 1	0- 0	HOME	1- 1	2- 0	4- 0				
6- 3	0- 3	0- 0	AWAY	1- 0	2- 0	3- 0				
1- 0	0- 0	0- 0	NEUTRAL	0- 0	1- 0	0- 0				
11- 0	0- 0	0- 0	NON-CONFERENCE	0- 0	4- 0	7- 0				
6- 0	0- 0	0- 0	HOME	0- 0	2- 0	4- 0				
4- 0	0- 0	0- 0	AWAY	0- 0	1- 0	3- 0				
1- 0	0- 0	0- 0	NEUTRAL	0- 0	1- 0	0- 0				
3- 5	0- 4	0- 0	CONFERENCE	2- 1	1- 0	0- 0				
1- 2	0- 1	0- 0	HOME	1- 1	0- 0	0- 0				
2- 3	0- 3	0- 0	AWAY	1- 0	1- 0	0- 0				
0- 0	0- 0	0- 0	NEUTRAL	0- 0	0- 0	0- 0				

RPI 1-25				RPI 26-50				Team's RPI: 42				RPI 51-100				RPI 101+			
RPI	S	Opponent	Score	RPI	S	Opponent	Score	RPI	S	Opponent	Score	RPI	S	Opponent	Score	RPI	S	Opponent	Score
2	A	Oregon	46 104									75	H	Southern California	66 53	108	H	Texas Southern	74 50
4	A	Stanford	68 76									98	A	Utah	80 70	113	N	UAB	77 69
6	H	UCLA	62 65									98	H	Utah	69 84	121	H	Wisconsin	74 57
14	A	Oregon St.	60 72													125	A	Tulane	62 52
																127	A	California	62 50
																204	H	Jacksonville	66 44
																215	A	Wyoming	66 56
																224	A	Xavier	62 53
																258	A	Colorado St.	79 75
																271	H	Indiana St.	59 46
																289	H	Denver	96 70
																330	H	NJIT	80 57
LAST 10 Division I																			
127	A	California	62 50	14	A	Oregon St.	60 72												
4	A	Stanford	68 76	2	A	Oregon	46 104												
98	H	Utah	69 84	98	A	Utah	80 70												
6	H	UCLA	62 65	125	A	Tulane	62 52												
75	H	Southern California	66 53	113	N	UAB	77 69												

Non-Div I Games:

Colorado

■ Loss, 
 ■ Non-Conf, S Site, 
 ■ Home 
 ■ Away 
 N Neutral

Colorado St.

Through Games Of Jan. 28, 2020

Average RPI Win:	281	WON-LOST	WINNING	LAST 10	STRENGTH OF	OPP. STRENGTH	TEAM	ADJ.	CONF.	ADJ CONF.
Average RPI Loss:	137	RECORD	PCT. RANK	GAMES	SCHEDULE	OF SCHEDULE	RPI	RPI	RPI	RPI
DIV. I ONLY	8- 10	206	5-5	251	256	258	258	17	17	
DIV. I NON-CONF.	4- 5	195	1-2	277	285	269	269	23	23	
TOTALS	RPI 1-25	RPI 26-50	W-L RECORDS	RPI 51-100	RPI 101-150	RPI 150+				
8- 10	0- 0	0- 1	OVERALL	0- 3	0- 2	8- 4				
6- 4	0- 0	0- 1	HOME	0- 0	0- 2	6- 1				
2- 6	0- 0	0- 0	AWAY	0- 3	0- 0	2- 3				
0- 0	0- 0	0- 0	NEUTRAL	0- 0	0- 0	0- 0				
4- 5	0- 0	0- 1	NON-CONFERENCE	0- 2	0- 0	4- 2				
3- 2	0- 0	0- 1	HOME	0- 0	0- 0	3- 1				
1- 3	0- 0	0- 0	AWAY	0- 2	0- 0	1- 1				
0- 0	0- 0	0- 0	NEUTRAL	0- 0	0- 0	0- 0				
4- 5	0- 0	0- 0	CONFERENCE	0- 1	0- 2	4- 2				
3- 2	0- 0	0- 0	HOME	0- 0	0- 2	3- 0				
1- 3	0- 0	0- 0	AWAY	0- 1	0- 0	1- 2				
0- 0	0- 0	0- 0	NEUTRAL	0- 0	0- 0	0- 0				

RPI 1-25				RPI 26-50				RPI 51-100				RPI 101+				Team's RPI: 258	
RPI	S	Opponent	Score	RPI	S	Opponent	Score	RPI	S	Opponent	Score	RPI	S	Opponent	Score		
				42	H	Colorado	75 79	51	A	Tennessee	41 79	110	H	Boise St.	69 72		
								72	A	Fresno St.	53 55	138	H	San Jose St.	53 58		
								97	A	Idaho	54 61	178	A	New Mexico	62 73		
												203	H	Northern Ill.	75 80		
												209	A	Northern Colo.	75 58		
												214	A	Tulsa	55 61		
												215	A	Wyoming	56 49		
												267	A	San Diego St.	49 59		
												279	H	UC Riverside	52 40		
												283	H	Utah St.	56 55		
												288	H	Nevada	75 70		
												310	H	Incarinate Word	75 47		
												315	H	Air Force	60 40		
												351	H	Mississippi Val.	65 46		
LAST 10 Division I																	
				283	H	Utah St.	56 55	215	A	Wyoming	56 49						
				72	A	Fresno St.	53 55	288	H	Nevada	75 70						
				315	H	Air Force	60 40	214	A	Tulsa	55 61						
				178	A	New Mexico	62 73	351	H	Mississippi Val.	65 46						
				138	H	San Jose St.	53 58	51	A	Tennessee	41 79						

Non-Div I Games: Western St. 56 47 Chadron St. 102 51

Colorado St.

Loss, Non-Conf, S Site, H Home A Away N Neutral

Average RPI Win: 225		WON-LOST	WINNING	LAST 10	STRENGTH OF	OPP. STRENGTH	TEAM	ADJ.	CONF.	ADJ CONF.
Average RPI Loss: 156		RECORD	PCT. RANK	GAMES	SCHEDULE	OF SCHEDULE	RPI	RPI	RPI	RPI
DIV. I ONLY		10- 5	76	8-2	307	172	160	160	8	8
DIV. I NON-CONF.		9- 4	84	7-1	320	230	174	174	8	8
TOTALS		RPI 1-25	RPI 26-50		W-L RECORDS		RPI 51-100	RPI 101-150	RPI 150+	
10- 5	0- 0	0- 0		OVERALL		0- 2	4- 1	6- 2		
7- 1	0- 0	0- 0		HOME		0- 0	3- 0	4- 1		
3- 4	0- 0	0- 0		AWAY		0- 2	1- 1	2- 1		
0- 0	0- 0	0- 0		NEUTRAL		0- 0	0- 0	0- 0		
9- 4	0- 0	0- 0		NON-CONFERENCE		0- 2	3- 0	6- 2		
6- 1	0- 0	0- 0		HOME		0- 0	2- 0	4- 1		
3- 3	0- 0	0- 0		AWAY		0- 2	1- 0	2- 1		
0- 0	0- 0	0- 0		NEUTRAL		0- 0	0- 0	0- 0		
1- 1	0- 0	0- 0		CONFERENCE		0- 0	1- 1	0- 0		
1- 0	0- 0	0- 0		HOME		0- 0	1- 0	0- 0		
0- 1	0- 0	0- 0		AWAY		0- 0	0- 1	0- 0		
0- 0	0- 0	0- 0		NEUTRAL		0- 0	0- 0	0- 0		

RPI 1-25				RPI 26-50				RPI 51-100				RPI 101+				Team's RPI: 160	
RPI	S	Opponent	Score	RPI	S	Opponent	Score	RPI	S	Opponent	Score	RPI	S	Opponent	Score		
								68	A	Buffalo	75	82	102	H	Davidson	63	60
								85	A	Vanderbilt	51	72	115	H	Fordham	70	51
													131	A	Robert Morris	61	59
													132	A	Cornell	77	80
													132	H	Cornell	76	66
													184	H	Saint Joseph's	57	71
													220	H	Georgetown	54	49
													265	H	Milwaukee	74	46
													293	A	Army West Point	71	62
													313	A	Albany (NY)	78	82
													324	H	Mercer	77	48
													330	H	NJIT	99	43
													339	A	Tennessee St.	75	65
LAST 10 Division I																	
				132	A	Cornell	77	80	330	H	NJIT	99	43				
				132	H	Cornell	76	66	102	H	Davidson	63	60				
				324	H	Mercer	77	48	220	H	Georgetown	54	49				
				339	A	Tennessee St.	75	65	265	H	Milwaukee	74	46				
				85	A	Vanderbilt	51	72	293	A	Army West Point	71	62				

Non-Div I Games:

Columbia

Loss, Non-Conf, S Site, H Home A Away N Neutral

Average RPI Win:	0	WON-LOST	WINNING	LAST 10	STRENGTH OF	OPP. STRENGTH	TEAM	ADJ.	CONF.	ADJ CONF.
Average RPI Loss:	185	RECORD	PCT. RANK	GAMES	SCHEDULE	OF SCHEDULE	RPI	RPI	RPI	RPI
DIV. I ONLY	0- 19	349	0-10	186	311	342	342	30	30	
DIV. I NON-CONF.	0- 12	338	0-3	146	205	327	327	31	31	
TOTALS	RPI 1-25	RPI 26-50	W-L RECORDS	RPI 51-100	RPI 101-150	RPI 150+				
0- 19	0- 0	0- 3	OVERALL	0- 2	0- 3	0- 11				
0- 7	0- 0	0- 0	HOME	0- 0	0- 1	0- 6				
0- 12	0- 0	0- 3	AWAY	0- 2	0- 2	0- 5				
0- 0	0- 0	0- 0	NEUTRAL	0- 0	0- 0	0- 0				
0- 12	0- 0	0- 3	NON-CONFERENCE	0- 2	0- 2	0- 5				
0- 2	0- 0	0- 0	HOME	0- 0	0- 0	0- 2				
0- 10	0- 0	0- 3	AWAY	0- 2	0- 2	0- 3				
0- 0	0- 0	0- 0	NEUTRAL	0- 0	0- 0	0- 0				
0- 7	0- 0	0- 0	CONFERENCE	0- 0	0- 1	0- 6				
0- 5	0- 0	0- 0	HOME	0- 0	0- 1	0- 4				
0- 2	0- 0	0- 0	AWAY	0- 0	0- 0	0- 2				
0- 0	0- 0	0- 0	NEUTRAL	0- 0	0- 0	0- 0				

RPI S	Opponent	Score	RPI S	Opponent	Score	RPI S	Opponent	Score	RPI S	Opponent	Score	Team's RPI: 342
36	A Rutgers	33 107	39	A West Virginia	47 82	49	A South Dakota	44 82	104	A Cincinnati	40 86	
									135	H N.C. A&T	38 84	
									149	A George Washington	35 54	
									151	A Bethune-Cookman	51 82	
									182	H Norfolk St.	48 85	
									193	A La Salle	46 79	
									228	H Niagara	67 82	
									240	H Howard	54 66	
									246	A Marshall	47 60	
									261	H Morgan St.	42 47	
									303	A UMBC	48 71	
									334	H Saint Peter's	57 82	
									349	H South Carolina St.	60 71	
									350	A Florida A&M	48 58	
LAST 10 Division I												
240	H Howard	54 66	182	H Norfolk St.	48 85							
261	H Morgan St.	42 47	349	H South Carolina St.	60 71							
135	H N.C. A&T	38 84	79	A Dayton	48 78							
350	A Florida A&M	48 58	104	A Cincinnati	40 86							
151	A Bethune-Cookman	51 82	228	H Niagara	67 82							

Non-Div I Games:

Coppin St.

Average RPI Win:	254	WON-LOST	WINNING	LAST 10	STRENGTH OF	OPP. STRENGTH	TEAM	ADJ.	CONF.	ADJ CONF.
Average RPI Loss:	99	RECORD	PCT. RANK	GAMES	SCHEDULE	OF SCHEDULE	RPI	RPI	RPI	RPI
DIV. I ONLY	8- 6	140	6-4	128	243	132	132	8	8	
DIV. I NON-CONF.	7- 5	131	5-3	198	234	147	147	8	8	
TOTALS	RPI 1-25	RPI 26-50	W-L RECORDS	RPI 51-100	RPI 101-150	RPI 150+				
8- 6	0- 1	0- 1	OVERALL	0- 1	0- 1	8- 2				
4- 3	0- 0	0- 0	HOME	0- 1	0- 1	4- 1				
4- 3	0- 1	0- 1	AWAY	0- 0	0- 0	4- 1				
0- 0	0- 0	0- 0	NEUTRAL	0- 0	0- 0	0- 0				
7- 5	0- 1	0- 1	NON-CONFERENCE	0- 1	0- 1	7- 1				
3- 3	0- 0	0- 0	HOME	0- 1	0- 1	3- 1				
4- 2	0- 1	0- 1	AWAY	0- 0	0- 0	4- 0				
0- 0	0- 0	0- 0	NEUTRAL	0- 0	0- 0	0- 0				
1- 1	0- 0	0- 0	CONFERENCE	0- 0	0- 0	1- 1				
1- 0	0- 0	0- 0	HOME	0- 0	0- 0	1- 0				
0- 1	0- 0	0- 0	AWAY	0- 0	0- 0	0- 1				
0- 0	0- 0	0- 0	NEUTRAL	0- 0	0- 0	0- 0				

RPI 1-25				RPI 26-50				RPI 51-100				RPI 101+ Team's RPI: 132			
RPI	S	Opponent	Score	RPI	S	Opponent	Score	RPI	S	Opponent	Score	RPI	S	Opponent	Score
23	A	TCU	49 59	39	A	West Virginia	62 68	88	H	Colgate	58 62	107	H	Duquesne	62 72
												160	A	Columbia	66 76
												160	H	Columbia	80 77
												179	H	Binghamton	56 59
												219	A	UMass Lowell	70 56
												228	H	Niagara	82 59
												242	H	ETSU	71 43
												259	A	Delaware St.	77 51
												284	A	St. Bonaventure	70 42
												313	A	Albany (NY)	71 51
												330	H	NJIT	68 44
LAST 10 Division I															
160	H	Columbia	80 77	107	H	Duquesne	62 72								
160	A	Columbia	66 76	179	H	Binghamton	56 59								
242	H	ETSU	71 43	219	A	UMass Lowell	70 56								
39	A	West Virginia	62 68	259	A	Delaware St.	77 51								
284	A	St. Bonaventure	70 42	228	H	Niagara	82 59								

Non-Div I Games:

Cornell

■ Loss, 
 ■ Non-Conf, S Site, 
 ■ Home 
 ■ Away 
 N Neutral

Creighton

Through Games Of Jan. 28, 2020

Average RPI Win:	135	WON-LOST	WINNING	LAST 10	STRENGTH OF	OPP. STRENGTH	TEAM	ADJ.	CONF.	ADJ CONF.
Average RPI Loss:	48	RECORD	PCT. RANK	GAMES	SCHEDULE	OF SCHEDULE	RPI	RPI	RPI	RPI
DIV. I ONLY	13- 7	92	5-5	36	34	40	40	6	6	
DIV. I NON-CONF.	8- 3	68	0-1	22	36	13	13	6	6	
TOTALS	RPI 1-25	RPI 26-50	W-L RECORDS	RPI 51-100	RPI 101-150	RPI 150+				
13- 7	0- 1	3- 4	OVERALL	4- 2	1- 0	5- 0				
7- 2	0- 1	1- 0	HOME	2- 1	1- 0	3- 0				
4- 5	0- 0	1- 4	AWAY	1- 1	0- 0	2- 0				
2- 0	0- 0	1- 0	NEUTRAL	1- 0	0- 0	0- 0				
8- 3	0- 0	2- 3	NON-CONFERENCE	3- 0	0- 0	3- 0				
4- 0	0- 0	0- 0	HOME	2- 0	0- 0	2- 0				
2- 3	0- 0	1- 3	AWAY	0- 0	0- 0	1- 0				
2- 0	0- 0	1- 0	NEUTRAL	1- 0	0- 0	0- 0				
5- 4	0- 1	1- 1	CONFERENCE	1- 2	1- 0	2- 0				
3- 2	0- 1	1- 0	HOME	0- 1	1- 0	1- 0				
2- 2	0- 0	0- 1	AWAY	1- 1	0- 0	1- 0				
0- 0	0- 0	0- 0	NEUTRAL	0- 0	0- 0	0- 0				

RPI 1-25				RPI 26-50				Team's RPI: 40				RPI 51-100				RPI 101+			
RPI	S	Opponent	Score	RPI	S	Opponent	Score	RPI	S	Opponent	Score	RPI	S	Opponent	Score	RPI	S	Opponent	Score
19	H	DePaul	71 74	27	A	Arizona St.	55 70	57	N	Temple	69 59	134	H	Providence	72 63				
				33	A	Drake	53 63	59	H	UNI	57 54	164	H	Wichita St.	56 46				
				37	H	Marquette	72 62	76	A	Seton Hall	70 82	220	A	Georgetown	65 56				
				39	N	West Virginia	82 75	89	A	Villanova	58 42	224	H	Xavier	62 55				
				43	A	St. John's (NY)	58 63	90	H	South Dakota St.	61 48	292	H	North Dakota St.	70 59				
				49	A	South Dakota	65 72	91	H	Butler	67 73	301	A	Omaha	67 54				
				50	A	Nebraska	79 74												
LAST 10 Division I																			
				91	H	Butler	67 73	19	H	DePaul	71 74								
				224	H	Xavier	62 55	37	H	Marquette	72 62								
				43	A	St. John's (NY)	58 63	89	A	Villanova	58 42								
				76	A	Seton Hall	70 82	220	A	Georgetown	65 56								
				134	H	Providence	72 63	27	A	Arizona St.	55 70								

Non-Div I Games:

Creighton

Loss, Non-Conf, S Site, H Home A Away N Neutral

Average RPI Win: <b>226</b>	WON-LOST	WINNING	LAST 10	STRENGTH OF	OPP. STRENGTH	TEAM	ADJ.	CONF.	ADJ CONF.
Average RPI Loss: <b>164</b>	RECORD	PCT. RANK	GAMES	SCHEDULE	OF SCHEDULE	RPI	RPI	RPI	RPI
DIV. I ONLY	7- 8	201	4-6	124	263	158	158	8	8
DIV. I NON-CONF.	6- 7	182	3-5	188	262	175	175	8	8
TOTALS	RPI 1-25	RPI 26-50	W-L RECORDS	RPI 51-100	RPI 101-150	RPI 150+			
7- 8	0- 1	0- 0	OVERALL	0- 1	1- 2	6- 4			
5- 1	0- 0	0- 0	HOME	0- 0	1- 0	4- 1			
2- 7	0- 1	0- 0	AWAY	0- 1	0- 2	2- 3			
0- 0	0- 0	0- 0	NEUTRAL	0- 0	0- 0	0- 0			
6- 7	0- 1	0- 0	NON-CONFERENCE	0- 1	0- 1	6- 4			
4- 1	0- 0	0- 0	HOME	0- 0	0- 0	4- 1			
2- 6	0- 1	0- 0	AWAY	0- 1	0- 1	2- 3			
0- 0	0- 0	0- 0	NEUTRAL	0- 0	0- 0	0- 0			
1- 1	0- 0	0- 0	CONFERENCE	0- 0	1- 1	0- 0			
1- 0	0- 0	0- 0	HOME	0- 0	1- 0	0- 0			
0- 1	0- 0	0- 0	AWAY	0- 0	0- 1	0- 0			
0- 0	0- 0	0- 0	NEUTRAL	0- 0	0- 0	0- 0			

RPI 1-25				RPI 26-50				RPI 51-100				RPI 101+ Team's RPI: 158			
RPI	S	Opponent	Score	RPI	S	Opponent	Score	RPI	S	Opponent	Score	RPI	S	Opponent	Score
15	A	Northwestern	37 <b>79</b>					68	A	Buffalo	49 <b>73</b>	103	A	Loyola Chicago	40 <b>61</b>
												142	A	Harvard	49 <b>64</b>
												142	H	Harvard	63 62
												169	H	Merrimack	57 52
												202	A	Boston U.	56 <b>74</b>
												219	A	UMass Lowell	62 51
												221	A	Manhattan	58 <b>70</b>
												233	A	Fairfield	52 51
												254	H	Maine	57 41
												274	A	Loyola Maryland	56 <b>72</b>
												281	H	New Hampshire	66 47
												282	H	Vermont	72 55
												290	H	Texas St.	51 <b>61</b>
LAST 10 Division I															
142	A	Harvard	49 <b>64</b>	281	H	New Hampshire	66 47								
142	H	Harvard	63 62	290	H	Texas St.	51 <b>61</b>								
274	A	Loyola Maryland	56 <b>72</b>	219	A	UMass Lowell	62 51								
68	A	Buffalo	49 <b>73</b>	254	H	Maine	57 41								
202	A	Boston U.	56 <b>74</b>	15	A	Northwestern	37 <b>79</b>								

Non-Div I Games:

Dartmouth

■ Loss, 
 ■ Non-Conf, 
 ■ S Site, 
 ■ H Home 
 ■ A Away 
 N Neutral

## Davidson

Through Games Of Jan. 28, 2020

Average RPI Win:	208	WON-LOST	WINNING	LAST 10	STRENGTH OF	OPP. STRENGTH	TEAM	ADJ.	CONF.	ADJ CONF.
Average RPI Loss:	87	RECORD	PCT. RANK	GAMES	SCHEDULE	OF SCHEDULE	RPI	RPI	RPI	RPI
DIV. I ONLY	11- 7	107	6-4	196	103	102	102	12	12	
DIV. I NON-CONF.	6- 6	164	1-3	240	128	155	155	12	12	
TOTALS	RPI 1-25	RPI 26-50	W-L RECORDS	RPI 51-100	RPI 101-150	RPI 150+				
11- 7	0- 0	0- 2	OVERALL	1- 2	2- 2	8- 1				
5- 1	0- 0	0- 0	HOME	0- 1	2- 0	3- 0				
5- 6	0- 0	0- 2	AWAY	1- 1	0- 2	4- 1				
1- 0	0- 0	0- 0	NEUTRAL	0- 0	0- 0	1- 0				
6- 6	0- 0	0- 2	NON-CONFERENCE	0- 2	0- 1	6- 1				
2- 1	0- 0	0- 0	HOME	0- 1	0- 0	2- 0				
3- 5	0- 0	0- 2	AWAY	0- 1	0- 1	3- 1				
1- 0	0- 0	0- 0	NEUTRAL	0- 0	0- 0	1- 0				
5- 1	0- 0	0- 0	CONFERENCE	1- 0	2- 1	2- 0				
3- 0	0- 0	0- 0	HOME	0- 0	2- 0	1- 0				
2- 1	0- 0	0- 0	AWAY	1- 0	0- 1	1- 0				
0- 0	0- 0	0- 0	NEUTRAL	0- 0	0- 0	0- 0				

RPI 1-25			RPI 26-50			RPI 51-100			RPI 101+			Team's RPI: 102
RPI	S	Opponent	Score	RPI	S	Opponent	Score	RPI	S	Opponent	Score	Score
				26	A	Virginia Tech	68 88	70	A	Drexel	63 74	115 H Fordham 74 62
				38	A	Duke	52 82	74 H Charlotte 64 75		116 A Richmond 57 69		
								99 A Saint Louis 65 58		128 A Florida 50 55		
										149 H George Washington 62 55		
										160 A Columbia 60 63		
										168 H Rhode Island 79 67		
										213 A George Mason 76 69		
										216 A High Point 73 63		
										220 H Georgetown 66 52		
										230 A UMKC 74 64		
										242 A ETSU 75 60		
										299 N UC Irvine 78 72		
										333 H Western Caro. 101 51		
LAST 10 Division I												
				116 A Richmond 57 69				99 A Saint Louis 65 58				
				149 H George Washington 62 55				128 A Florida 50 55				
				213 A George Mason 76 69				74 H Charlotte 64 75				
				168 H Rhode Island 79 67				160 A Columbia 60 63				
				115 H Fordham 74 62				216 A High Point 73 63				

Non-Div I Games: Newberry 75 46

Davidson

■ Loss, 
 ■ Non-Conf, 
 ■ S Site, 
 ■ H Home 
 ■ A Away 
 N Neutral



Average RPI Win:	190	WON-LOST	WINNING	LAST 10	STRENGTH OF	OPP. STRENGTH	TEAM	ADJ.	CONF.	ADJ CONF.
Average RPI Loss:	44	RECORD	PCT. RANK	GAMES	SCHEDULE	OF SCHEDULE	RPI	RPI	RPI	RPI
DIV. I ONLY	14- 7	76	9-1	118	46	79	79	12	12	
DIV. I NON-CONF.	7- 7	164	2-1	127	13	129	129	12	12	
TOTALS	RPI 1-25	RPI 26-50	W-L RECORDS	RPI 51-100	RPI 101-150	RPI 150+				
14- 7	0- 4	0- 0	OVERALL	1- 2	5- 1	8- 0				
7- 2	0- 2	0- 0	HOME	1- 0	2- 0	4- 0				
5- 2	0- 1	0- 0	AWAY	0- 1	3- 0	2- 0				
2- 3	0- 1	0- 0	NEUTRAL	0- 1	0- 1	2- 0				
7- 7	0- 4	0- 0	NON-CONFERENCE	0- 2	1- 1	6- 0				
3- 2	0- 2	0- 0	HOME	0- 0	0- 0	3- 0				
2- 2	0- 1	0- 0	AWAY	0- 1	1- 0	1- 0				
2- 3	0- 1	0- 0	NEUTRAL	0- 1	0- 1	2- 0				
7- 0	0- 0	0- 0	CONFERENCE	1- 0	4- 0	2- 0				
4- 0	0- 0	0- 0	HOME	1- 0	2- 0	1- 0				
3- 0	0- 0	0- 0	AWAY	0- 0	2- 0	1- 0				
0- 0	0- 0	0- 0	NEUTRAL	0- 0	0- 0	0- 0				

RPI 1-25				RPI 26-50				RPI 51-100 Team's RPI: 79				RPI 101+			
RPI	S	Opponent	Score	RPI	S	Opponent	Score	RPI	S	Opponent	Score	RPI	S	Opponent	Score
1	H	South Carolina	49 75					64	N	Wake Forest	59 78	107	H	Duquesne	54 41
7	H	UConn	37 75					68	A	Buffalo	59 67	115	H	Fordham	48 44
10	N	Gonzaga	65 76					99	H	Saint Louis	48 47	116	A	Richmond	65 51
21	A	Central Mich.	80 81									136	A	Northeastern	71 60
												137	N	Auburn	74 76
												149	A	George Washington	66 50
												156	A	Toledo	60 42
												193	A	La Salle	98 58
												213	H	George Mason	59 55
												243	H	Morehead St.	58 41
												254	N	Maine	78 49
												264	H	Lipscomb	82 60
												268	N	East Carolina	94 68
												342	H	Coppin St.	78 48
LAST 10 Division I															
115	H	Fordham	48 44	213	H	George Mason	59 55								
149	A	George Washington	66 50	193	A	La Salle	98 58								
99	H	Saint Louis	48 47	342	H	Coppin St.	78 48								
107	H	Duquesne	54 41	268	N	East Carolina	94 68								
116	A	Richmond	65 51	64	N	Wake Forest	59 78								

Non-Div I Games:

Dayton

■ Loss, 
 ■ Non-Conf, S Site, 
 ■ Home 
 ■ Away 
 N Neutral

Average RPI Win:	130	WON-LOST	WINNING	LAST 10	STRENGTH OF	OPP. STRENGTH	TEAM	ADJ.	CONF.	ADJ CONF.
Average RPI Loss:	11	RECORD	PCT. RANK	GAMES	SCHEDULE	OF SCHEDULE	RPI	RPI	RPI	RPI
DIV. I ONLY	19- 2	10	10-0	60	25	19	19	6	6	
DIV. I NON-CONF.	10- 2	30	1-0	59	24	16	16	6	6	
TOTALS	RPI 1-25	RPI 26-50	W-L RECORDS	RPI 51-100	RPI 101-150	RPI 150+				
19- 2	1- 2	3- 0	OVERALL	5- 0	4- 0	6- 0				
11- 1	0- 1	2- 0	HOME	4- 0	0- 0	5- 0				
8- 1	1- 1	1- 0	AWAY	1- 0	4- 0	1- 0				
0- 0	0- 0	0- 0	NEUTRAL	0- 0	0- 0	0- 0				
10- 2	1- 2	0- 0	NON-CONFERENCE	2- 0	3- 0	4- 0				
6- 1	0- 1	0- 0	HOME	2- 0	0- 0	4- 0				
4- 1	1- 1	0- 0	AWAY	0- 0	3- 0	0- 0				
0- 0	0- 0	0- 0	NEUTRAL	0- 0	0- 0	0- 0				
9- 0	0- 0	3- 0	CONFERENCE	3- 0	1- 0	2- 0				
5- 0	0- 0	2- 0	HOME	2- 0	0- 0	1- 0				
4- 0	0- 0	1- 0	AWAY	1- 0	1- 0	1- 0				
0- 0	0- 0	0- 0	NEUTRAL	0- 0	0- 0	0- 0				

RPI 1-25				RPI 26-50				RPI 51-100				RPI 101+			
RPI	S	Opponent	Score	RPI	S	Opponent	Score	RPI	S	Opponent	Score	RPI	S	Opponent	Score
7	H	UConn	74 84	37	H	Marquette	89 71	61	H	Miami (FL)	89 83	103	A	Loyola Chicago	83 76
14	A	Oregon St.	77 98	40	A	Creighton	74 71	70	H	Drexel	81 57	129	A	Notre Dame	105 94
15	A	Northwestern	70 68	43	H	St. John's (NY)	74 69	76	H	Seton Hall	85 68	134	A	Providence	80 67
								89	H	Villanova	85 69	144	A	Green Bay	76 65
								91	A	Butler	80 65	189	H	Miami (OH)	98 79
												211	H	Arkansas St.	109 64
												220	H	Georgetown	92 66
												224	A	Xavier	91 68
												265	H	Milwaukee	94 65
												328	H	Alabama St.	105 76
LAST 10 Division I															
220	H	Georgetown	92 66	76	H	Seton Hall	85 68								
89	H	Villanova	85 69	40	A	Creighton	74 71								
91	A	Butler	80 65	134	A	Providence	80 67								
224	A	Xavier	91 68	37	H	Marquette	89 71								
43	H	St. John's (NY)	74 69	103	A	Loyola Chicago	83 76								

Non-Div I Games:

DePaul

■ Loss, 
■ Non-Conf, S Site, 
■ Home 
■ Away 
N Neutral

Delaware

Through Games Of Jan. 28, 2020

Average RPI Win:	201	WON-LOST	WINNING	LAST 10	STRENGTH OF	OPP. STRENGTH	TEAM	ADJ.	CONF.	ADJ CONF.
Average RPI Loss:	157	RECORD	PCT. RANK	GAMES	SCHEDULE	OF SCHEDULE	RPI	RPI	RPI	RPI
DIV. I ONLY	6- 12	261	3-7	201	116	229	229	14	14	
DIV. I NON-CONF.	4- 7	225	1-2	168	89	202	202	14	14	
TOTALS	RPI 1-25	RPI 26-50	W-L RECORDS	RPI 51-100	RPI 101-150	RPI 150+				
6- 12	0- 1	0- 0	OVERALL	0- 3	1- 2	5- 6				
2- 4	0- 0	0- 0	HOME	0- 0	0- 2	2- 2				
3- 8	0- 1	0- 0	AWAY	0- 3	1- 0	2- 4				
1- 0	0- 0	0- 0	NEUTRAL	0- 0	0- 0	1- 0				
4- 7	0- 1	0- 0	NON-CONFERENCE	0- 2	1- 1	3- 3				
1- 3	0- 0	0- 0	HOME	0- 0	0- 1	1- 2				
2- 4	0- 1	0- 0	AWAY	0- 2	1- 0	1- 1				
1- 0	0- 0	0- 0	NEUTRAL	0- 0	0- 0	1- 0				
2- 5	0- 0	0- 0	CONFERENCE	0- 1	0- 1	2- 3				
1- 1	0- 0	0- 0	HOME	0- 0	0- 1	1- 0				
1- 4	0- 0	0- 0	AWAY	0- 1	0- 0	1- 3				
0- 0	0- 0	0- 0	NEUTRAL	0- 0	0- 0	0- 0				

RPI	S	Opponent	Score	RPI	S	Opponent	Score	RPI	S	Opponent	Score	RPI	S	Opponent	Score	Team's RPI: 229
9	A	Maryland	55 99					56	A	UCF	49 75	131	A	Robert Morris	73 62	
								70	A	Drexel	59 63	136	H	Northeastern	62 72	
								74	A	Charlotte	57 61	149	H	George Washington	49 63	
												152	A	Elon	65 56	
												155	A	William & Mary	58 68	
												167	N	Santa Clara	81 80	
												213	H	George Mason	63 44	
												227	A	Gardner-Webb	65 67	
												239	A	Cal St. Fullerton	72 55	
												245	A	Col. of Charleston	73 84	
												251	A	UNCW	65 71	
												254	H	Maine	56 69	
												259	H	Delaware St.	64 67	
												304	H	Hofstra	80 59	
LAST 10 Division I																
152	A	Elon	65 56	245	A	Col. of Charleston	73 84									
155	A	William & Mary	58 68	251	A	UNCW	65 71									
70	A	Drexel	59 63	213	H	George Mason	63 44									
136	H	Northeastern	62 72	74	A	Charlotte	57 61									
304	H	Hofstra	80 59	227	A	Gardner-Webb	65 67									

Non-Div I Games:

Delaware

Loss, Non-Conf, S Site, H Home A Away N Neutral

Average RPI Win:	295	WON-LOST	WINNING	LAST 10	STRENGTH OF	OPP. STRENGTH	TEAM	ADJ.	CONF.	ADJ CONF.
Average RPI Loss:	140	RECORD	PCT. RANK	GAMES	SCHEDULE	OF SCHEDULE	RPI	RPI	RPI	RPI
DIV. I ONLY	5- 11	275	4-6	87	349	259	259	30	30	
DIV. I NON-CONF.	2- 9	304	1-4	47	341	251	251	31	31	
TOTALS	RPI 1-25	RPI 26-50	W-L RECORDS	RPI 51-100	RPI 101-150	RPI 150+				
5- 11	0- 0	0- 1	OVERALL	0- 2	0- 4	5- 4				
3- 7	0- 0	0- 0	HOME	0- 1	0- 3	3- 3				
2- 4	0- 0	0- 1	AWAY	0- 1	0- 1	2- 1				
0- 0	0- 0	0- 0	NEUTRAL	0- 0	0- 0	0- 0				
2- 9	0- 0	0- 1	NON-CONFERENCE	0- 2	0- 2	2- 4				
1- 6	0- 0	0- 0	HOME	0- 1	0- 2	1- 3				
1- 3	0- 0	0- 1	AWAY	0- 1	0- 0	1- 1				
0- 0	0- 0	0- 0	NEUTRAL	0- 0	0- 0	0- 0				
3- 2	0- 0	0- 0	CONFERENCE	0- 0	0- 2	3- 0				
2- 1	0- 0	0- 0	HOME	0- 0	0- 1	2- 0				
1- 1	0- 0	0- 0	AWAY	0- 0	0- 1	1- 0				
0- 0	0- 0	0- 0	NEUTRAL	0- 0	0- 0	0- 0				

RPI S	Opponent	Score	RPI S	Opponent	Score	RPI S	Opponent	Score	RPI S	Opponent	Score	Team's RPI: 259
45	A James Madison	64 83	86	H Rider	69 71	117	H Lehigh	38 68	132	H Cornell	51 77	
			92	A Boston College	69 109	135	A N.C. A&T	53 58	135	H N.C. A&T	45 69	
						155	H William & Mary	52 73	179	H Binghamton	66 75	
						195	H Cleveland St.	49 57	229	A Delaware	67 64	
						261	H Morgan St.	69 61	270	A Longwood	62 78	
						325	A N.C. Central	64 60	325	H N.C. Central	64 54	
						334	H Saint Peter's	89 66				
LAST 10 Division I												
135	A N.C. A&T	53 58	86	H Rider	69 71							
325	A N.C. Central	64 60	92	A Boston College	69 109							
135	H N.C. A&T	45 69	45	A James Madison	64 83							
325	H N.C. Central	64 54	270	A Longwood	62 78							
261	H Morgan St.	69 61	334	H Saint Peter's	89 66							

Non-Div I Games: Post 67 41 Georgian Court 69 48

Delaware St.

Loss, Non-Conf, S Site, H Home A Away N Neutral

Denver

Through Games Of Jan. 28, 2020

Average RPI Win: <b>258</b>	WON-LOST	WINNING	LAST 10	STRENGTH OF	OPP. STRENGTH	TEAM	ADJ.	CONF.	ADJ CONF.
Average RPI Loss: <b>186</b>	RECORD	PCT. RANK	GAMES	SCHEDULE	OF SCHEDULE	RPI	RPI	RPI	RPI
DIV. I ONLY	8- 12	231	3-7	263	291	289	289	19	19
DIV. I NON-CONF.	5- 7	205	0-2	272	324	302	302	19	19
TOTALS	RPI 1-25	RPI 26-50	W-L RECORDS	RPI 51-100	RPI 101-150	RPI 150+			
8- 12	0- 0	0- 2	OVERALL	0- 1	0- 1	8- 8			
7- 4	0- 0	0- 0	HOME	0- 1	0- 0	7- 3			
1- 6	0- 0	0- 2	AWAY	0- 0	0- 0	1- 4			
0- 2	0- 0	0- 0	NEUTRAL	0- 0	0- 1	0- 1			
5- 7	0- 0	0- 1	NON-CONFERENCE	0- 0	0- 1	5- 5			
5- 2	0- 0	0- 0	HOME	0- 0	0- 0	5- 2			
0- 3	0- 0	0- 1	AWAY	0- 0	0- 0	0- 2			
0- 2	0- 0	0- 0	NEUTRAL	0- 0	0- 1	0- 1			
3- 5	0- 0	0- 1	CONFERENCE	0- 1	0- 0	3- 3			
2- 2	0- 0	0- 0	HOME	0- 1	0- 0	2- 1			
1- 3	0- 0	0- 1	AWAY	0- 0	0- 0	1- 2			
0- 0	0- 0	0- 0	NEUTRAL	0- 0	0- 0	0- 0			

RPI S	Opponent	Score	RPI S	Opponent	Score	RPI S	Opponent	Score	RPI S	Opponent	Score	Team's RPI: 289
42	A Colorado	70 96	49	A South Dakota	61 104	90	H South Dakota St.	79 86	133	N Western Mich.	70 79	
									194	N Akron	72 88	
									196	A North Dakota	91 81	
									196	H North Dakota	82 90	
									205	A Western Ill.	75 82	
									209	H Northern Colo.	74 55	
									215	H Wyoming	71 57	
									217	A Lamar University	59 71	
									218	H Southern Utah	81 73	
									230	A UMKC	79 83	
									278	H Alabama A&M	83 86	
									292	A North Dakota St.	80 85	
									292	H North Dakota St.	91 82	
									299	H UC Irvine	83 75	
									301	H Omaha	66 60	
									308	H New Mexico St.	75 78	
									335	H Cal Poly	96 66	
LAST 10 Division I												
292	A North Dakota St.	80 85	49	A South Dakota	61 104	196	H North Dakota	82 90	292	H North Dakota St.	91 82	
196	A North Dakota	91 81				133	N Western Mich.	70 79	194	N Akron	72 88	
301	H Omaha	66 60										
205	A Western Ill.	75 82										
90	H South Dakota St.	79 86										

Non-Div I Games: Colo. Christian 89 49

Denver

Loss, Non-Conf, S Site, H Home A Away N Neutral

Detroit Mercy

Through Games Of Jan. 28, 2020

Average RPI Win:	267	WON-LOST	WINNING	LAST 10	STRENGTH OF	OPP. STRENGTH	TEAM	ADJ.	CONF.	ADJ CONF.
Average RPI Loss:	170	RECORD	PCT. RANK	GAMES	SCHEDULE	OF SCHEDULE	RPI	RPI	RPI	RPI
DIV. I ONLY	2- 18	338	2-8	161	271	312	312	21	21	
DIV. I NON-CONF.	0- 11	338	0-1	110	246	323	323	18	18	
TOTALS	RPI 1-25	RPI 26-50	W-L RECORDS	RPI 51-100	RPI 101-150	RPI 150+				
2- 18	0- 0	0- 0	OVERALL	0- 3	0- 5	2- 10				
1- 9	0- 0	0- 0	HOME	0- 0	0- 2	1- 7				
1- 7	0- 0	0- 0	AWAY	0- 3	0- 2	1- 2				
0- 2	0- 0	0- 0	NEUTRAL	0- 0	0- 1	0- 1				
0- 11	0- 0	0- 0	NON-CONFERENCE	0- 2	0- 3	0- 6				
0- 5	0- 0	0- 0	HOME	0- 0	0- 1	0- 4				
0- 4	0- 0	0- 0	AWAY	0- 2	0- 1	0- 1				
0- 2	0- 0	0- 0	NEUTRAL	0- 0	0- 1	0- 1				
2- 7	0- 0	0- 0	CONFERENCE	0- 1	0- 2	2- 4				
1- 4	0- 0	0- 0	HOME	0- 0	0- 1	1- 3				
1- 3	0- 0	0- 0	AWAY	0- 1	0- 1	1- 1				
0- 0	0- 0	0- 0	NEUTRAL	0- 0	0- 0	0- 0				

RPI S	Opponent	Score	RPI S	Opponent	Score	RPI S	Opponent	Score	RPI S	Opponent	Score
						62	A IUPUI	45 82	103	H Loyola Chicago	60 89
						91	A Butler	60 82	133	A Western Mich.	67 82
						96	A Michigan St.	52 110	139	N Tennessee Tech	47 69
									143	A Wright St.	61 67
									144	H Green Bay	48 65
									156	H Toledo	64 82
									162	H Valparaiso	58 77
									176	H Eastern Mich.	70 84
									194	H Akron	60 81
									195	H Cleveland St.	70 59
									207	H Youngstown St.	47 62
									213	A George Mason	62 75
									231	A Northern Ky.	60 72
									265	H Milwaukee	48 63
									266	N Sacred Heart	60 66
									272	H Oakland	57 71
									338	A UIC	70 62
LAST 10 Division I											
231	A Northern Ky.	60 72	265	H Milwaukee	48 63						
143	A Wright St.	61 67	62	A IUPUI	45 82						
207	H Youngstown St.	47 62	338	A UIC	70 62						
195	H Cleveland St.	70 59	272	H Oakland	57 71						
144	H Green Bay	48 65	176	H Eastern Mich.	70 84						

Non-Div I Games:

Detroit Mercy

Loss, Non-Conf, S Site, H Home A Away N Neutral

## Drake

Through Games Of Jan. 28, 2020

Average RPI Win: 151		WON-LOST	WINNING	LAST 10	STRENGTH OF	OPP. STRENGTH	TEAM	ADJ.	CONF.	ADJ CONF.
Average RPI Loss: 33		RECORD	PCT. RANK	GAMES	SCHEDULE	OF SCHEDULE	RPI	RPI	RPI	RPI
DIV. I ONLY		12- 6	76	6-4	52	21	33	33	7	7
DIV. I NON-CONF.		7- 4	100	1-2	54	4	39	39	7	7
TOTALS		RPI 1-25	RPI 26-50	W-L RECORDS		RPI 51-100	RPI 101-150	RPI 150+		
12- 6	0- 2	1- 3		OVERALL		5- 1	1- 0	5- 0		
7- 0	0- 0	1- 0		HOME		3- 0	0- 0	3- 0		
3- 5	0- 2	0- 2		AWAY		2- 1	0- 0	1- 0		
2- 1	0- 0	0- 1		NEUTRAL		0- 0	1- 0	1- 0		
7- 4	0- 1	1- 3		NON-CONFERENCE		2- 0	1- 0	3- 0		
4- 0	0- 0	1- 0		HOME		2- 0	0- 0	1- 0		
1- 3	0- 1	0- 2		AWAY		0- 0	0- 0	1- 0		
2- 1	0- 0	0- 1		NEUTRAL		0- 0	1- 0	1- 0		
5- 2	0- 1	0- 0		CONFERENCE		3- 1	0- 0	2- 0		
3- 0	0- 0	0- 0		HOME		1- 0	0- 0	2- 0		
2- 2	0- 1	0- 0		AWAY		2- 1	0- 0	0- 0		
0- 0	0- 0	0- 0		NEUTRAL		0- 0	0- 0	0- 0		

RPI 1-25				RPI 26-50				Team's RPI: 33				RPI 51-100				RPI 101+			
RPI	S	Opponent	Score	RPI	S	Opponent	Score	RPI	S	Opponent	Score	RPI	S	Opponent	Score	RPI	S	Opponent	Score
5	A	Iowa	67 79	29	N	Purdue	47 67	53	H	Iowa St.	86 81	137	N	Auburn	83 82				
13	A	Missouri St.	67 69	40	H	Creighton	63 53	54	A	Bradley	76 77	203	A	Northern Ill.	73 49				
				46	A	Oklahoma	84 93	59	H	UNI	104 87	205	H	Western Ill.	94 75				
				49	A	South Dakota	94 102	90	H	South Dakota St.	74 67	254	N	Maine	94 62				
								93	A	Southern Ill.	73 65	271	H	Indiana St.	105 65				
								95	A	Illinois St.	69 67	316	H	Evansville	108 44				
LAST 10 Division I																			
				54	A	Bradley	76 77	13	A	Missouri St.	67 69								
				95	A	Illinois St.	69 67	59	H	UNI	104 87								
				316	H	Evansville	108 44	203	A	Northern Ill.	73 49								
				271	H	Indiana St.	105 65	5	A	Iowa	67 79								
				93	A	Southern Ill.	73 65	46	A	Oklahoma	84 93								

Non-Div I Games: Waldorf 103 18

Drake

■ Loss, 
 ■ Non-Conf, 
 ■ S Site, 
 ■ H Home 
 ■ A Away 
 N Neutral

Average RPI Win: <b>181</b>	WON-LOST	WINNING	LAST 10	STRENGTH OF	OPP. STRENGTH	TEAM	ADJ.	CONF.	ADJ CONF.
Average RPI Loss: <b>103</b>	RECORD	PCT. RANK	GAMES	SCHEDULE	OF SCHEDULE	RPI	RPI	RPI	RPI
DIV. I ONLY	13- 6	67	8-2	120	123	70	70	14	14
DIV. I NON-CONF.	7- 5	131	2-1	57	90	74	74	14	14
-----									
TOTALS	RPI 1-25	RPI 26-50	W-L RECORDS	RPI 51-100	RPI 101-150	RPI 150+			
13- 6	0- 1	0- 0	OVERALL	1- 2	3- 2	9- 1			
8- 1	0- 0	0- 0	HOME	1- 0	3- 1	4- 0			
5- 4	0- 1	0- 0	AWAY	0- 1	0- 1	5- 1			
0- 1	0- 0	0- 0	NEUTRAL	0- 1	0- 0	0- 0			
7- 5	0- 1	0- 0	NON-CONFERENCE	1- 2	2- 2	4- 0			
5- 1	0- 0	0- 0	HOME	1- 0	2- 1	2- 0			
2- 3	0- 1	0- 0	AWAY	0- 1	0- 1	2- 0			
0- 1	0- 0	0- 0	NEUTRAL	0- 1	0- 0	0- 0			
6- 1	0- 0	0- 0	CONFERENCE	0- 0	1- 0	5- 1			
3- 0	0- 0	0- 0	HOME	0- 0	1- 0	2- 0			
3- 1	0- 0	0- 0	AWAY	0- 0	0- 0	3- 1			
0- 0	0- 0	0- 0	NEUTRAL	0- 0	0- 0	0- 0			

RPI 1-25				RPI 26-50				RPI 51-100 Team's RPI: 70				RPI 101+			
RPI	S	Opponent	Score	RPI	S	Opponent	Score	RPI	S	Opponent	Score	RPI	S	Opponent	Score
19	A	DePaul	57 <b>81</b>					60	A	Bucknell	49 <b>60</b>	102	H	Davidson	74 63
								68	N	Buffalo	59 <b>63</b>	105	H	Pacific	51 <b>58</b>
								89	H	Villanova	54 52	116	H	Richmond	58 52
												120	A	Penn	49 <b>53</b>
												136	H	Northeastern	50 41
												152	A	Elon	55 53
												155	A	William & Mary	61 54
												183	A	Quinnipiac	66 62
												184	A	Saint Joseph's	62 52
												193	H	La Salle	69 31
												229	H	Delaware	63 59
												245	A	Col. of Charleston	59 <b>73</b>
												251	A	UNCW	73 72
												254	H	Maine	70 57
												304	H	Hofstra	74 54
-----															
LAST 10 Division I															
155	A	William & Mary	61 54	251	A	UNCW	73 72								
152	A	Elon	55 53	245	A	Col. of Charleston	59 <b>73</b>								
229	H	Delaware	63 59	254	H	Maine	70 57								
304	H	Hofstra	74 54	120	A	Penn	49 <b>53</b>								
136	H	Northeastern	50 41	193	H	La Salle	69 31								

Non-Div I Games:

Drexel

■ Loss, 
 ■ Non-Conf, 
 ■ S Site, 
 ■ H Home 
 ■ A Away 
 N Neutral



Average RPI Win:	124	WON-LOST	WINNING	LAST 10	STRENGTH OF	OPP. STRENGTH	TEAM	ADJ.	CONF.	ADJ CONF.
Average RPI Loss:	43	RECORD	PCT. RANK	GAMES	SCHEDULE	OF SCHEDULE	RPI	RPI	RPI	RPI
DIV. I ONLY	11- 9	149	4-6	6	32	38	38	5	5	
DIV. I NON-CONF.	6- 5	151	0-2	2	109	23	23	3	3	
TOTALS	RPI 1-25	RPI 26-50	W-L RECORDS	RPI 51-100	RPI 101-150	RPI 150+				
11- 9	0- 4	1- 3	OVERALL	3- 1	4- 0	3- 1				
9- 2	0- 1	1- 0	HOME	3- 1	3- 0	2- 0				
2- 7	0- 3	0- 3	AWAY	0- 0	1- 0	1- 1				
0- 0	0- 0	0- 0	NEUTRAL	0- 0	0- 0	0- 0				
6- 5	0- 3	0- 2	NON-CONFERENCE	1- 0	2- 0	3- 0				
5- 1	0- 1	0- 0	HOME	1- 0	2- 0	2- 0				
1- 4	0- 2	0- 2	AWAY	0- 0	0- 0	1- 0				
0- 0	0- 0	0- 0	NEUTRAL	0- 0	0- 0	0- 0				
5- 4	0- 1	1- 1	CONFERENCE	2- 1	2- 0	0- 1				
4- 1	0- 0	1- 0	HOME	2- 1	1- 0	0- 0				
1- 3	0- 1	0- 1	AWAY	0- 0	1- 0	0- 1				
0- 0	0- 0	0- 0	NEUTRAL	0- 0	0- 0	0- 0				

RPI 1-25				RPI 26-50				Team's RPI: 38		RPI 51-100				RPI 101+																			
RPI	S	Opponent	Score	RPI	S	Opponent	Score		RPI	S	Opponent	Score	RPI	S	Opponent	Score																	
1	A	South Carolina	46 89	26	H	Virginia Tech	72 67		55	H	Georgia Tech	58 46	102	H	Davidson	82 52																	
3	A	Louisville	55 60	32	A	FGCU	56 78		64	H	Wake Forest	58 60	114	A	Syracuse	88 58																	
15	H	Northwestern	42 63	35	A	Virginia	63 66		65	H	Troy	99 85	120	H	Penn	66 50																	
17	A	Texas A&M	58 79	50	A	Nebraska	79 83		92	H	Boston College	85 73	129	H	Notre Dame	50 47																	
LAST 10 Division I																																	
				55	H	Georgia Tech	58 46		35	A	Virginia	63 66																					
				114	A	Syracuse	88 58		3	A	Louisville	55 60																					
				171	A	Clemson	58 62		64	H	Wake Forest	58 60																					
				129	H	Notre Dame	50 47		32	A	FGCU	56 78																					
				26	H	Virginia Tech	72 67		1	A	South Carolina	46 89																					

Non-Div I Games:

Duke

■ Loss, 
■ Non-Conf, 
■ S Site, 
■ H Home 
■ A Away 
N Neutral

Average RPI Win:	216	WON-LOST	WINNING	LAST 10	STRENGTH OF	OPP. STRENGTH	TEAM	ADJ.	CONF.	ADJ CONF.
Average RPI Loss:	98	RECORD	PCT. RANK	GAMES	SCHEDULE	OF SCHEDULE	RPI	RPI	RPI	RPI
DIV. I ONLY	13- 7	92	5-5	227	115	107	107	12	12	
DIV. I NON-CONF.	10- 3	58	2-1	252	133	87	87	12	12	
TOTALS	RPI 1-25	RPI 26-50	W-L RECORDS	RPI 51-100	RPI 101-150	RPI 150+				
13- 7	0- 0	0- 1	OVERALL	0- 3	1- 3	12- 0				
6- 2	0- 0	0- 0	HOME	0- 0	0- 2	6- 0				
7- 5	0- 0	0- 1	AWAY	0- 3	1- 1	6- 0				
0- 0	0- 0	0- 0	NEUTRAL	0- 0	0- 0	0- 0				
10- 3	0- 0	0- 1	NON-CONFERENCE	0- 1	1- 1	9- 0				
4- 1	0- 0	0- 0	HOME	0- 0	0- 1	4- 0				
6- 2	0- 0	0- 1	AWAY	0- 1	1- 0	5- 0				
0- 0	0- 0	0- 0	NEUTRAL	0- 0	0- 0	0- 0				
3- 4	0- 0	0- 0	CONFERENCE	0- 2	0- 2	3- 0				
2- 1	0- 0	0- 0	HOME	0- 0	0- 1	2- 0				
1- 3	0- 0	0- 0	AWAY	0- 2	0- 1	1- 0				
0- 0	0- 0	0- 0	NEUTRAL	0- 0	0- 0	0- 0				

RPI 1-25	RPI 26-50	RPI 51-100	RPI 101+ Team's RPI: 107
RPI S Opponent Score	RPI S Opponent Score	RPI S Opponent Score	RPI S Opponent Score
	44  Oklahoma St. 41  84	57  Temple 72  85	111  Kent St. 75  77
		79  Dayton 41  54	132  Cornell 72 62
		99  Saint Louis 50  53	148  Massachusetts 77  81
			149  George Washington 60  65
			156  Toledo 79 74
			184  Saint Joseph's 58 51
			193  La Salle 82 56
			194  Akron 88 63
			201  Lafayette 73 65
			208  Kennesaw St. 75 72
			213  George Mason 84 63
			221  Manhattan 76 65
			223  Iona 76 74
			248  Saint Francis (PA) 72 69
			287  Pittsburgh 81 62
			344  Central Conn. St. 72 33
LAST 10 Division I			
	99  Saint Louis 50  53	149  George Washington 60  65	
	213  George Mason 84 63	148  Massachusetts 77  81	
	184  Saint Joseph's 58 51	44  Oklahoma St. 41  84	
	79  Dayton 41  54	208  Kennesaw St. 75 72	
	193  La Salle 82 56	248  Saint Francis (PA) 72 69	

Non-Div I Games:

Duquesne

Average RPI Win: <b>229</b>	WON-LOST	WINNING	LAST 10	STRENGTH OF	OPP. STRENGTH	TEAM	ADJ.	CONF.	ADJ CONF.
Average RPI Loss: <b>154</b>	RECORD	PCT. RANK	GAMES	SCHEDULE	OF SCHEDULE	RPI	RPI	RPI	RPI
DIV. I ONLY	6- 14	278	3-7	138	273	242	242	25	25
DIV. I NON-CONF.	4- 10	259	1-3	66	281	208	208	22	22
TOTALS	RPI 1-25	RPI 26-50	W-L RECORDS	RPI 51-100	RPI 101-150	RPI 150+			
6- 14	0- 0	0- 0	OVERALL	1- 3	1- 4	4- 7			
2- 7	0- 0	0- 0	HOME	1- 1	0- 1	1- 5			
4- 7	0- 0	0- 0	AWAY	0- 2	1- 3	3- 2			
0- 0	0- 0	0- 0	NEUTRAL	0- 0	0- 0	0- 0			
4- 10	0- 0	0- 0	NON-CONFERENCE	1- 3	1- 3	2- 4			
2- 5	0- 0	0- 0	HOME	1- 1	0- 1	1- 3			
2- 5	0- 0	0- 0	AWAY	0- 2	1- 2	1- 1			
0- 0	0- 0	0- 0	NEUTRAL	0- 0	0- 0	0- 0			
2- 4	0- 0	0- 0	CONFERENCE	0- 0	0- 1	2- 3			
0- 2	0- 0	0- 0	HOME	0- 0	0- 0	0- 2			
2- 2	0- 0	0- 0	AWAY	0- 0	0- 1	2- 1			
0- 0	0- 0	0- 0	NEUTRAL	0- 0	0- 0	0- 0			

RPI S	Opponent	Score	RPI S	Opponent	Score	RPI S	Opponent	Score	RPI S	Opponent	Score	Team's RPI: 242
						51	H Tennessee	68 72	102	H Davidson	60 75	
						55	A Georgia Tech	48 87	112	A Liberty	63 62	
						64	H Wake Forest	67 60	122	A UNC Greensboro	47 63	
						65	A Troy	61 79	132	A Cornell	43 71	
									135	A N.C. A&T	69 80	
									161	A Samford	34 68	
									173	H Furman	62 81	
									195	H Cleveland St.	54 62	
									216	A High Point	62 80	
									225	H UNC Asheville	54 72	
									237	H Radford	43 67	
									263	H South Alabama	65 60	
									280	A Appalachian St.	67 61	
									285	H Wofford	47 76	
									324	A Mercer	72 66	
									333	A Western Caro.	62 57	
LAST 10 Division I												
			161	A Samford	34 68	122	A UNC Greensboro	47 63				
			324	A Mercer	72 66	132	A Cornell	43 71				
			285	H Wofford	47 76	263	H South Alabama	65 60				
			173	H Furman	62 81	55	A Georgia Tech	48 87				
			333	A Western Caro.	62 57	65	A Troy	61 79				

Non-Div I Games: Converse 73 35

ETSU

■ Loss, 
 ■ Non-Conf, 
 ■ S Site, 
 ■ H Home 
 ■ A Away 
 N Neutral

# East Carolina

Through Games Of Jan. 28, 2020

Average RPI Win:	280	WON-LOST	WINNING	LAST 10	STRENGTH OF	OPP. STRENGTH	TEAM	ADJ.	CONF.	ADJ CONF.
Average RPI Loss:	111	RECORD	PCT. RANK	GAMES	SCHEDULE	OF SCHEDULE	RPI	RPI	RPI	RPI
DIV. I ONLY	4- 16	309	1-9	88	104	268	268	9	9	
DIV. I NON-CONF.	3- 10	282	0-3	94	149	248	248	9	9	
TOTALS	RPI 1-25	RPI 26-50	W-L RECORDS	RPI 51-100	RPI 101-150	RPI 150+				
4- 16	0- 2	0- 0	OVERALL	0- 6	0- 2	4- 6				
3- 7	0- 1	0- 0	HOME	0- 2	0- 0	3- 4				
1- 7	0- 0	0- 0	AWAY	0- 3	0- 2	1- 2				
0- 2	0- 1	0- 0	NEUTRAL	0- 1	0- 0	0- 0				
3- 10	0- 1	0- 0	NON-CONFERENCE	0- 5	0- 2	3- 2				
2- 4	0- 0	0- 0	HOME	0- 2	0- 0	2- 2				
1- 4	0- 0	0- 0	AWAY	0- 2	0- 2	1- 0				
0- 2	0- 1	0- 0	NEUTRAL	0- 1	0- 0	0- 0				
1- 6	0- 1	0- 0	CONFERENCE	0- 1	0- 0	1- 4				
1- 3	0- 1	0- 0	HOME	0- 0	0- 0	1- 2				
0- 3	0- 0	0- 0	AWAY	0- 1	0- 0	0- 2				
0- 0	0- 0	0- 0	NEUTRAL	0- 0	0- 0	0- 0				

RPI	S	Opponent	Score	RPI	S	Opponent	Score	RPI	S	Opponent	Score	RPI	S	Opponent	Score	Team's RPI: 268
7	H	UConn	42 98					52	H	Middle Tenn.	66 68	109	A	VCU	40 53	
15	N	Northwestern	45 64					56	A	UCF	55 91	112	A	Liberty	66 81	
								64	A	Wake Forest	53 76	155	H	William & Mary	68 78	
								69	A	Georgia	50 67	159	A	Houston	63 72	
								74	H	Charlotte	47 59	164	H	Wichita St.	53 61	
								79	N	Dayton	68 94	181	H	Memphis	71 65	
												212	H	SMU	47 55	
												214	A	Tulsa	56 58	
												240	H	Howard	51 67	
												270	A	Longwood	64 61	
												327	H	UMES	57 42	
												340	H	USC Upstate	69 48	
LAST 10 Division I																
181	H	Memphis	71 65	212	H	SMU	47 55									
7	H	UConn	42 98	56	A	UCF	55 91									
214	A	Tulsa	56 58	69	A	Georgia	50 67									
159	A	Houston	63 72	79	N	Dayton	68 94									
164	H	Wichita St.	53 61	15	N	Northwestern	45 64									

Non-Div I Games:

East Carolina

Loss, Non-Conf, S Site, H Home A Away N Neutral

Average RPI Win:	268	WON-LOST	WINNING	LAST 10	STRENGTH OF	OPP. STRENGTH	TEAM	ADJ.	CONF.	ADJ CONF.
Average RPI Loss:	152	RECORD	PCT. RANK	GAMES	SCHEDULE	OF SCHEDULE	RPI	RPI	RPI	RPI
DIV. I ONLY	10- 8	144	6-4	337	207	244	244	18	18	
DIV. I NON-CONF.	5- 5	164	1-1	348	138	300	300	24	24	
TOTALS	RPI 1-25	RPI 26-50	W-L RECORDS	RPI 51-100	RPI 101-150	RPI 150+				
10- 8	0- 0	0- 0	OVERALL	1- 1	0- 3	9- 4				
3- 5	0- 0	0- 0	HOME	1- 0	0- 2	2- 3				
6- 3	0- 0	0- 0	AWAY	0- 1	0- 1	6- 1				
1- 0	0- 0	0- 0	NEUTRAL	0- 0	0- 0	1- 0				
5- 5	0- 0	0- 0	NON-CONFERENCE	0- 0	0- 2	5- 3				
1- 3	0- 0	0- 0	HOME	0- 0	0- 1	1- 2				
3- 2	0- 0	0- 0	AWAY	0- 0	0- 1	3- 1				
1- 0	0- 0	0- 0	NEUTRAL	0- 0	0- 0	1- 0				
5- 3	0- 0	0- 0	CONFERENCE	1- 1	0- 1	4- 1				
2- 2	0- 0	0- 0	HOME	1- 0	0- 1	1- 1				
3- 1	0- 0	0- 0	AWAY	0- 1	0- 0	3- 0				
0- 0	0- 0	0- 0	NEUTRAL	0- 0	0- 0	0- 0				

RPI 1-25				RPI 26-50				RPI 51-100				RPI 101+				Team's RPI: 244	
RPI	S	Opponent	Score	RPI	S	Opponent	Score	RPI	S	Opponent	Score	RPI	S	Opponent	Score		
								67	A	Belmont	45	69	103	H	Loyola Chicago	51	67
								87	H	UT Martin	74	70	121	A	Wisconsin	55	63
													139	H	Tennessee Tech	62	75
													153	H	Southeast Mo. St.	65	77
													162	H	Valparaiso	66	78
													203	A	Northern Ill.	48	61
													205	N	Western Ill.	60	52
													243	A	Morehead St.	57	51
													264	A	Lipscomb	66	56
													271	H	Indiana St.	57	59
													277	A	Eastern Ky.	83	63
													301	H	Omaha	65	52
													309	H	Jacksonville St.	55	52
													316	A	Evansville	90	44
													338	A	UIC	80	45
													339	A	Tennessee St.	73	52
LAST 10 Division I																	
				153	H	Southeast Mo. St.	65	77		277	A	Eastern Ky.	83	63			
				87	H	UT Martin	74	70		67	A	Belmont	45	69			
				139	H	Tennessee Tech	62	75		339	A	Tennessee St.	73	52			
				309	H	Jacksonville St.	55	52		162	H	Valparaiso	66	78			
				243	A	Morehead St.	57	51		205	N	Western Ill.	60	52			

Non-Div I Games: Lindenwood (MO) 88 66

Eastern Ill.

Average RPI Win:	265	WON-LOST	WINNING	LAST 10	STRENGTH OF	OPP. STRENGTH	TEAM	ADJ.	CONF.	ADJ CONF.
Average RPI Loss:	167	RECORD	PCT. RANK	GAMES	SCHEDULE	OF SCHEDULE	RPI	RPI	RPI	RPI
DIV. I ONLY	7- 11	236	2-8	294	264	277	277	18	18	
DIV. I NON-CONF.	5- 5	164	0-2	280	135	205	205	24	24	
TOTALS	RPI 1-25	RPI 26-50	W-L RECORDS	RPI 51-100	RPI 101-150	RPI 150+				
7- 11	0- 0	0- 0	OVERALL	0- 4	0- 2	7- 5				
3- 5	0- 0	0- 0	HOME	0- 0	0- 1	3- 4				
4- 6	0- 0	0- 0	AWAY	0- 4	0- 1	4- 1				
0- 0	0- 0	0- 0	NEUTRAL	0- 0	0- 0	0- 0				
5- 5	0- 0	0- 0	NON-CONFERENCE	0- 3	0- 0	5- 2				
2- 2	0- 0	0- 0	HOME	0- 0	0- 0	2- 2				
3- 3	0- 0	0- 0	AWAY	0- 3	0- 0	3- 0				
0- 0	0- 0	0- 0	NEUTRAL	0- 0	0- 0	0- 0				
2- 6	0- 0	0- 0	CONFERENCE	0- 1	0- 2	2- 3				
1- 3	0- 0	0- 0	HOME	0- 0	0- 1	1- 2				
1- 3	0- 0	0- 0	AWAY	0- 1	0- 1	1- 1				
0- 0	0- 0	0- 0	NEUTRAL	0- 0	0- 0	0- 0				

RPI 1-25				RPI 26-50				RPI 51-100				RPI 101+				Team's RPI: 277	
RPI	S	Opponent	Score	RPI	S	Opponent	Score	RPI	S	Opponent	Score	RPI	S	Opponent	Score		
								62	A	IUPUI	42	72	139	A	Tennessee Tech	82	87
								67	A	Belmont	48	68	139	H	Tennessee Tech	42	60
								85	A	Vanderbilt	69	75	181	A	Memphis	63	60
								91	A	Butler	41	73	189	H	Miami (OH)	57	75
													207	H	Youngstown St.	63	72
													224	A	Xavier	56	55
													231	H	Northern Ky.	69	62
													235	H	Chattanooga	71	65
													244	H	Eastern Ill.	63	83
													309	A	Jacksonville St.	54	68
													309	H	Jacksonville St.	33	43
													321	H	SIUE	49	46
													324	A	Mercer	61	60
													339	A	Tennessee St.	61	55
LAST 10 Division I																	
139	A	Tennessee Tech	82	87	244	H	Eastern Ill.	63	83								
309	A	Jacksonville St.	54	68	309	H	Jacksonville St.	33	43								
339	A	Tennessee St.	61	55	139	H	Tennessee Tech	42	60								
67	A	Belmont	48	68	62	A	IUPUI	42	72								
321	H	SIUE	49	46	85	A	Vanderbilt	69	75								

Non-Div I Games: Alice Lloyd 102 65

Eastern Ky.

■ Loss, 
 ■ Non-Conf, 
 ■ S Site, 
 ■ H Home 
 ■ A Away 
 N Neutral

Average RPI Win:	225	WON-LOST	WINNING	LAST 10	STRENGTH OF	OPP. STRENGTH	TEAM	ADJ.	CONF.	ADJ CONF.
Average RPI Loss:	105	RECORD	PCT. RANK	GAMES	SCHEDULE	OF SCHEDULE	RPI	RPI	RPI	RPI
DIV. I ONLY	8- 9	194	7-3	172	142	176	176	10	10	
DIV. I NON-CONF.	4- 6	212	3-0	245	265	236	236	10	10	
TOTALS	RPI 1-25	RPI 26-50	W-L RECORDS	RPI 51-100	RPI 101-150	RPI 150+				
8- 9	0- 1	0- 1	OVERALL	0- 4	1- 0	7- 3				
5- 3	0- 1	0- 1	HOME	0- 1	0- 0	5- 0				
3- 6	0- 0	0- 0	AWAY	0- 3	1- 0	2- 3				
0- 0	0- 0	0- 0	NEUTRAL	0- 0	0- 0	0- 0				
4- 6	0- 0	0- 1	NON-CONFERENCE	0- 2	0- 0	4- 3				
2- 2	0- 0	0- 1	HOME	0- 1	0- 0	2- 0				
2- 4	0- 0	0- 0	AWAY	0- 1	0- 0	2- 3				
0- 0	0- 0	0- 0	NEUTRAL	0- 0	0- 0	0- 0				
4- 3	0- 1	0- 0	CONFERENCE	0- 2	1- 0	3- 0				
3- 1	0- 1	0- 0	HOME	0- 0	0- 0	3- 0				
1- 2	0- 0	0- 0	AWAY	0- 2	1- 0	0- 0				
0- 0	0- 0	0- 0	NEUTRAL	0- 0	0- 0	0- 0				

RPI 1-25				RPI 26-50				RPI 51-100				RPI 101+ Team's RPI: 176			
RPI	S	Opponent	Score	RPI	S	Opponent	Score	RPI	S	Opponent	Score	RPI	S	Opponent	Score
21	H	Central Mich.	82 89	48	H	Michigan	38 57	66	A	Ball St.	54 59	111	A	Kent St.	74 69
								68	A	Buffalo	63 66	153	H	Southeast Mo. St.	69 64
								93	H	Southern Ill.	54 85	164	A	Wichita St.	52 63
								96	A	Michigan St.	50 85	179	A	Binghamton	67 78
												189	H	Miami (OH)	80 53
												190	H	Bowling Green	78 61
												203	H	Northern Ill.	62 55
												207	A	Youngstown St.	77 79
												307	H	Purdue Fort Wayne	64 40
												312	A	Detroit Mercy	84 70
												338	A	UIC	68 59
LAST 10 Division I															
203	H	Northern Ill.	62 55	111	A	Kent St.	74 69								
21	H	Central Mich.	82 89	190	H	Bowling Green	78 61								
68	A	Buffalo	63 66	312	A	Detroit Mercy	84 70								
189	H	Miami (OH)	80 53	338	A	UIC	68 59								
66	A	Ball St.	54 59	307	H	Purdue Fort Wayne	64 40								

Non-Div I Games: Olivet 95 38

Eastern Mich.

■ Loss, 
 ■ Non-Conf, 
 ■ S Site, 
 ■ Home 
 ■ A Away 
 N Neutral

Average RPI Win:	300	WON-LOST	WINNING	LAST 10	STRENGTH OF	OPP. STRENGTH	TEAM	ADJ.	CONF.	ADJ CONF.
Average RPI Loss:	145	RECORD	PCT. RANK	GAMES	SCHEDULE	OF SCHEDULE	RPI	RPI	RPI	RPI
DIV. I ONLY	1- 15	343	1-9	56	224	295	295	20	20	
DIV. I NON-CONF.	0- 8	338	0-2	6	163	233	233	17	17	
TOTALS	RPI 1-25	RPI 26-50	W-L RECORDS	RPI 51-100	RPI 101-150	RPI 150+				
1- 15	0- 2	0- 0	OVERALL	0- 3	0- 3	1- 7				
1- 4	0- 0	0- 0	HOME	0- 0	0- 2	1- 2				
0- 10	0- 2	0- 0	AWAY	0- 2	0- 1	0- 5				
0- 1	0- 0	0- 0	NEUTRAL	0- 1	0- 0	0- 0				
0- 8	0- 2	0- 0	NON-CONFERENCE	0- 2	0- 2	0- 2				
0- 2	0- 0	0- 0	HOME	0- 0	0- 1	0- 1				
0- 5	0- 2	0- 0	AWAY	0- 1	0- 1	0- 1				
0- 1	0- 0	0- 0	NEUTRAL	0- 1	0- 0	0- 0				
1- 7	0- 0	0- 0	CONFERENCE	0- 1	0- 1	1- 5				
1- 2	0- 0	0- 0	HOME	0- 0	0- 1	1- 1				
0- 5	0- 0	0- 0	AWAY	0- 1	0- 0	0- 4				
0- 0	0- 0	0- 0	NEUTRAL	0- 0	0- 0	0- 0				

RPI 1-25				RPI 26-50				RPI 51-100				RPI 101+ Team's RPI: 295			
RPI	S	Opponent	Score	RPI	S	Opponent	Score	RPI	S	Opponent	Score	RPI	S	Opponent	Score
4	A	Stanford	27 92					54	N	Bradley	46 66	110	H	Boise St.	61 63
10	A	Gonzaga	44 84					97	A	Idaho	60 69	118	H	Montana St.	85 89
								98	A	Utah	49 87	138	A	San Jose St.	66 84
												186	A	Portland St.	58 75
												192	A	Montana	54 92
												209	A	Northern Colo.	42 63
												218	A	Southern Utah	50 71
												230	A	UMKC	55 66
												249	H	Pepperdine	52 53
												256	H	Idaho St.	47 67
												300	H	Weber St.	63 53
LAST 10 Division I															
209	A	Northern Colo.	42 63	186	A	Portland St.	58 75								
218	A	Southern Utah	50 71	256	H	Idaho St.	47 67								
118	H	Montana St.	85 89	300	H	Weber St.	63 53								
97	A	Idaho	60 69	54	N	Bradley	46 66								
192	A	Montana	54 92	230	A	UMKC	55 66								

Non-Div I Games: Northwest Chrst. 81 62

Eastern Wash.



Average RPI Win:	244	WON-LOST	WINNING	LAST 10	STRENGTH OF	OPP. STRENGTH	TEAM	ADJ.	CONF.	ADJ CONF.
Average RPI Loss:	88	RECORD	PCT. RANK	GAMES	SCHEDULE	OF SCHEDULE	RPI	RPI	RPI	RPI
DIV. I ONLY	8- 10	206	5-5	93	151	152	152	14	14	
DIV. I NON-CONF.	4- 6	212	1-1	44	203	120	120	14	14	
TOTALS	RPI 1-25	RPI 26-50	W-L RECORDS	RPI 51-100	RPI 101-150	RPI 150+				
8- 10	0- 1	0- 1	OVERALL	0- 5	0- 2	8- 1				
4- 3	0- 0	0- 0	HOME	0- 2	0- 0	4- 1				
4- 5	0- 1	0- 1	AWAY	0- 2	0- 1	4- 0				
0- 2	0- 0	0- 0	NEUTRAL	0- 1	0- 1	0- 0				
4- 6	0- 1	0- 0	NON-CONFERENCE	0- 4	0- 1	4- 0				
2- 1	0- 0	0- 0	HOME	0- 1	0- 0	2- 0				
2- 3	0- 1	0- 0	AWAY	0- 2	0- 0	2- 0				
0- 2	0- 0	0- 0	NEUTRAL	0- 1	0- 1	0- 0				
4- 4	0- 0	0- 1	CONFERENCE	0- 1	0- 1	4- 1				
2- 2	0- 0	0- 0	HOME	0- 1	0- 0	2- 1				
2- 2	0- 0	0- 1	AWAY	0- 0	0- 1	2- 0				
0- 0	0- 0	0- 0	NEUTRAL	0- 0	0- 0	0- 0				

RPI 1-25				RPI 26-50				RPI 51-100				RPI 101+ Team's RPI: 152			
RPI	S	Opponent	Score	RPI	S	Opponent	Score	RPI	S	Opponent	Score	RPI	S	Opponent	Score
18	A	NC State	49 62	45	A	James Madison	48 61	58	A	North Carolina	46 76	123	N	Coastal Caro.	65 76
								62	N	IUPUI	53 59	136	A	Northeastern	65 68
								64	H	Wake Forest	57 69	173	A	Furman	87 76
								70	H	Drexel	53 55	177	A	Towson	74 61
								73	A	Marist	55 63	188	A	UNLV	50 44
												229	H	Delaware	56 65
												245	H	Col. of Charleston	90 48
												251	H	UNCW	77 53
												280	H	Appalachian St.	67 66
												304	A	Hofstra	69 56
												333	H	Western Caro.	68 24
LAST 10 Division I															
229	H	Delaware	56 65	245	H	Col. of Charleston	90 48								
70	H	Drexel	53 55	45	A	James Madison	48 61								
304	A	Hofstra	69 56	177	A	Towson	74 61								
136	A	Northeastern	65 68	173	A	Furman	87 76								
251	H	UNCW	77 53	123	N	Coastal Caro.	65 76								

Non-Div I Games: Newberry 73 53

Elon

Evansville

Through Games Of Jan. 28, 2020

Average RPI Win:	297	WON-LOST	WINNING	LAST 10	STRENGTH OF	OPP. STRENGTH	TEAM	ADJ.	CONF.	ADJ CONF.
Average RPI Loss:	148	RECORD	PCT. RANK	GAMES	SCHEDULE	OF SCHEDULE	RPI	RPI	RPI	RPI
DIV. I ONLY	2- 16	336	1-9	162	218	316	316	7	7	
DIV. I NON-CONF.	2- 8	295	1-1	342	331	344	344	7	7	
TOTALS	RPI 1-25	RPI 26-50	W-L RECORDS	RPI 51-100	RPI 101-150	RPI 150+				
2- 16	0- 1	0- 1	OVERALL	0- 4	0- 2	2- 8				
2- 6	0- 1	0- 0	HOME	0- 1	0- 1	2- 3				
0- 10	0- 0	0- 1	AWAY	0- 3	0- 1	0- 5				
0- 0	0- 0	0- 0	NEUTRAL	0- 0	0- 0	0- 0				
2- 8	0- 0	0- 0	NON-CONFERENCE	0- 0	0- 1	2- 7				
2- 2	0- 0	0- 0	HOME	0- 0	0- 0	2- 2				
0- 6	0- 0	0- 0	AWAY	0- 0	0- 1	0- 5				
0- 0	0- 0	0- 0	NEUTRAL	0- 0	0- 0	0- 0				
0- 8	0- 1	0- 1	CONFERENCE	0- 4	0- 1	0- 1				
0- 4	0- 1	0- 0	HOME	0- 1	0- 1	0- 1				
0- 4	0- 0	0- 1	AWAY	0- 3	0- 0	0- 0				
0- 0	0- 0	0- 0	NEUTRAL	0- 0	0- 0	0- 0				

RPI S	Opponent	Score	RPI S	Opponent	Score	RPI S	Opponent	Score	RPI S	Opponent	Score	Team's RPI: 316
13	H Missouri St.	55 81	33	A Drake	44 108	54	A Bradley	51 82	103	H Loyola Chicago	61 71	
						59	A UNI	60 76	147	A Illinois	44 59	
						93	H Southern Ill.	57 70	153	A Southeast Mo. St.	60 83	
						95	A Illinois St.	58 81	162	H Valparaiso	66 88	
									174	A Austin Peay	64 80	
									189	A Miami (OH)	64 72	
									222	H Murray St.	59 61	
									244	H Eastern Ill.	44 90	
									246	H Marshall	66 62	
									307	A Purdue Fort Wayne	64 67	
									321	A SIUE	74 85	
									348	H Chicago St.	76 42	
LAST 10 Division I												
13	H Missouri St.	55 81	103	H Loyola Chicago	61 71							
93	H Southern Ill.	57 70	95	A Illinois St.	58 81							
33	A Drake	44 108	54	A Bradley	51 82							
59	A UNI	60 76	189	A Miami (OH)	64 72							
162	H Valparaiso	66 88	348	H Chicago St.	76 42							

Non-Div I Games: Brescia 77 61

Evansville

Loss, Non-Conf, S Site, H Home A Away N Neutral

FGCU				Through Games Of Jan. 28, 2020						
Average RPI Win:	172	WON-LOST	WINNING	LAST 10	STRENGTH OF	OPP. STRENGTH	TEAM	ADJ.	CONF.	ADJ CONF.
Average RPI Loss:	23	RECORD	PCT. RANK	GAMES	SCHEDULE	OF SCHEDULE	RPI	RPI	RPI	RPI
DIV. I ONLY	17- 2	13	9-1	160	79	32	32	16	16	
DIV. I NON-CONF.	10- 2	30	2-1	102	16	28	28	15	15	
<hr/>										
TOTALS	RPI 1-25	RPI 26-50		W-L RECORDS		RPI 51-100	RPI 101-150	RPI 150+		
17- 2	0- 2	1- 0		OVERALL		5- 0	2- 0	9- 0		
7- 1	0- 1	1- 0		HOME		1- 0	1- 0	4- 0		
6- 1	0- 1	0- 0		AWAY		2- 0	0- 0	4- 0		
4- 0	0- 0	0- 0		NEUTRAL		2- 0	1- 0	1- 0		
10- 2	0- 2	1- 0		NON-CONFERENCE		4- 0	1- 0	4- 0		
3- 1	0- 1	1- 0		HOME		1- 0	0- 0	1- 0		
3- 1	0- 1	0- 0		AWAY		1- 0	0- 0	2- 0		
4- 0	0- 0	0- 0		NEUTRAL		2- 0	1- 0	1- 0		
7- 0	0- 0	0- 0		CONFERENCE		1- 0	1- 0	5- 0		
4- 0	0- 0	0- 0		HOME		0- 0	1- 0	3- 0		
3- 0	0- 0	0- 0		AWAY		1- 0	0- 0	2- 0		
0- 0	0- 0	0- 0		NEUTRAL		0- 0	0- 0	0- 0		

RPI 1-25				RPI 26-50				Team's RPI: 32				RPI 51-100				RPI 101+			
RPI	S	Opponent	Score	RPI	S	Opponent	Score	RPI	S	Opponent	Score	RPI	S	Opponent	Score	RPI	S	Opponent	Score
22	A	Princeton	53 67	38	H	Duke	78 56	56	H	UCF	72 50	112	H	Liberty	64 57				
24	H	LSU	63 74					57	A	Temple	93 67	129	N	Notre Dame	69 60				
								78	N	South Fla.	81 77	159	A	Houston	57 45				
								80	A	North Florida	72 50	170	A	North Ala.	74 63				
								90	N	South Dakota St.	71 70	208	H	Kennesaw St.	80 63				
												248	N	Saint Francis (PA)	97 64				
												257	A	Stetson	89 47				
												264	H	Lipscomb	82 56				
												298	A	FIU	100 54				
												330	H	NJIT	82 39				
												344	H	Central Conn. St.	94 60				
LAST 10 Division I																			
330	H	NJIT	82 39	112	H	Liberty	64 57												
208	H	Kennesaw St.	80 63	264	H	Lipscomb	82 56												
170	A	North Ala.	74 63	38	H	Duke	78 56												
80	A	North Florida	72 50	57	A	Temple	93 67												
257	A	Stetson	89 47	24	H	LSU	63 74												

Non-Div I Games: Webber Int'l 99 48 Fla. Memorial 91 47 Johnson & Wales (FL89 56

FGCU

Loss, Non-Conf, S Site, H Home A Away N Neutral

Average RPI Win:	305	WON-LOST	WINNING	LAST 10	STRENGTH OF	OPP. STRENGTH	TEAM	ADJ.	CONF.	ADJ CONF.
Average RPI Loss:	150	RECORD	PCT. RANK	GAMES	SCHEDULE	OF SCHEDULE	RPI	RPI	RPI	RPI
DIV. I ONLY	4- 15	307	1-9	170	257	298	298	13	13	
DIV. I NON-CONF.	3- 8	268	0-2	270	335	317	317	13	13	
TOTALS	RPI 1-25	RPI 26-50	W-L RECORDS	RPI 51-100	RPI 101-150	RPI 150+				
4- 15	0- 0	0- 2	OVERALL	0- 4	0- 1	4- 8				
2- 10	0- 0	0- 2	HOME	0- 3	0- 0	2- 5				
2- 5	0- 0	0- 0	AWAY	0- 1	0- 1	2- 3				
0- 0	0- 0	0- 0	NEUTRAL	0- 0	0- 0	0- 0				
3- 8	0- 0	0- 1	NON-CONFERENCE	0- 1	0- 0	3- 6				
1- 7	0- 0	0- 1	HOME	0- 1	0- 0	1- 5				
2- 1	0- 0	0- 0	AWAY	0- 0	0- 0	2- 1				
0- 0	0- 0	0- 0	NEUTRAL	0- 0	0- 0	0- 0				
1- 7	0- 0	0- 1	CONFERENCE	0- 3	0- 1	1- 2				
1- 3	0- 0	0- 1	HOME	0- 2	0- 0	1- 0				
0- 4	0- 0	0- 0	AWAY	0- 1	0- 1	0- 2				
0- 0	0- 0	0- 0	NEUTRAL	0- 0	0- 0	0- 0				

RPI S	Opponent	Score	RPI S	Opponent	Score	RPI S	Opponent	Score	RPI S	Opponent	Score	Team's RPI: 298
31	H Old Dominion	39 66	52	A Middle Tenn.	56 72	113	A UAB	58 71				
32	H FGCU	54 100	74	H Charlotte	50 64	151	H Bethune-Cookman	60 65				
			80	H North Florida	49 64	174	H Austin Peay	56 58				
			100	H Rice	47 68	204	A Jacksonville	52 77				
						210	A UTEP	34 64				
						226	H Brown	57 72				
						231	H Northern Ky.	45 67				
						236	H North Texas	58 56				
						272	H Oakland	49 58				
						302	A UTSA	45 60				
						323	A Georgia St.	70 63				
						325	A N.C. Central	59 58				
						336	H Grambling	56 55				
LAST 10 Division I												
74	H Charlotte	50 64	236	H North Texas	58 56							
31	H Old Dominion	39 66	302	A UTSA	45 60							
52	A Middle Tenn.	56 72	210	A UTEP	34 64							
113	A UAB	58 71	226	H Brown	57 72							
100	H Rice	47 68	174	H Austin Peay	56 58							

Non-Div I Games:

FIU

## Fairfield

Through Games Of Jan. 28, 2020

Average RPI Win:	293	WON-LOST	WINNING	LAST 10	STRENGTH OF	OPP. STRENGTH	TEAM	ADJ.	CONF.	ADJ CONF.
Average RPI Loss:	125	RECORD	PCT. RANK	GAMES	SCHEDULE	OF SCHEDULE	RPI	RPI	RPI	RPI
DIV. I ONLY	9- 8	160	6-4	322	206	233	233	24	24	
DIV. I NON-CONF.	3- 6	235	0-2	288	112	291	291	25	25	
TOTALS	RPI 1-25	RPI 26-50	W-L RECORDS	RPI 51-100	RPI 101-150	RPI 150+				
9- 8	0- 0	0- 1	OVERALL	0- 3	0- 0	9- 4				
6- 2	0- 0	0- 0	HOME	0- 0	0- 0	6- 2				
3- 6	0- 0	0- 1	AWAY	0- 3	0- 0	3- 2				
0- 0	0- 0	0- 0	NEUTRAL	0- 0	0- 0	0- 0				
3- 6	0- 0	0- 1	NON-CONFERENCE	0- 2	0- 0	3- 3				
2- 2	0- 0	0- 0	HOME	0- 0	0- 0	2- 2				
1- 4	0- 0	0- 1	AWAY	0- 2	0- 0	1- 1				
0- 0	0- 0	0- 0	NEUTRAL	0- 0	0- 0	0- 0				
6- 2	0- 0	0- 0	CONFERENCE	0- 1	0- 0	6- 1				
4- 0	0- 0	0- 0	HOME	0- 0	0- 0	4- 0				
2- 2	0- 0	0- 0	AWAY	0- 1	0- 0	2- 1				
0- 0	0- 0	0- 0	NEUTRAL	0- 0	0- 0	0- 0				

RPI 1-25				RPI 26-50				RPI 51-100				RPI 101+				Team's RPI: 233	
RPI	S	Opponent	Score	RPI	S	Opponent	Score	RPI	S	Opponent	Score	RPI	S	Opponent	Score		
				43	A	St. John's (NY)	69 71	57	A	Temple	59 77	158	H	Dartmouth	51 52		
								76	A	Seton Hall	44 74	168	A	Rhode Island	41 74		
								86	A	Rider	52 60	183	A	Quinnipiac	62 76		
												221	H	Manhattan	87 47		
												223	A	Iona	52 40		
												226	H	Brown	44 58		
												276	H	Navy	66 52		
												286	H	Monmouth	49 38		
												304	H	Hofstra	73 64		
												305	A	Siena	65 35		
												334	H	Saint Peter's	67 48		
												337	H	Canisius	72 70		
												347	A	LIU Brooklyn	53 51		
LAST 10 Division I																	
				86	A	Rider	52 60	334	H	Saint Peter's	67 48						
				183	A	Quinnipiac	62 76	286	H	Monmouth	49 38						
				221	H	Manhattan	87 47	305	A	Siena	65 35						
				223	A	Iona	52 40	226	H	Brown	44 58						
				337	H	Canisius	72 70	43	A	St. John's (NY)	69 71						

Non-Div I Games:

Fairfield

■ Loss, 
 ■ Non-Conf, 
 ■ S Site, 
 ■ H Home 
 ■ A Away 
 N Neutral

Ralphie Brown				Through Games Of Jan. 10, 1918						
Average RPI Win:	305	WON-LOST	WINNING	LAST 10	STRENGTH OF	OPP. STRENGTH	TEAM	ADJ.	CONF.	ADJ CONF.
Average RPI Loss:	251	RECORD	PCT. RANK	GAMES	SCHEDULE	OF SCHEDULE	RPI	RPI	RPI	RPI
DIV. I ONLY	7- 12	248	5-5	350	345	332	332	29	29	
DIV. I NON-CONF.	3- 8	268	1-1	341	339	336	336	29	29	
TOTALS	RPI 1-25	RPI 26-50	W-L RECORDS	RPI 51-100	RPI 101-150	RPI 150+				
7- 12	0- 0	0- 0	OVERALL	0- 0	0- 0	7- 12				
4- 5	0- 0	0- 0	HOME	0- 0	0- 0	4- 5				
3- 7	0- 0	0- 0	AWAY	0- 0	0- 0	3- 7				
0- 0	0- 0	0- 0	NEUTRAL	0- 0	0- 0	0- 0				
3- 8	0- 0	0- 0	NON-CONFERENCE	0- 0	0- 0	3- 8				
1- 4	0- 0	0- 0	HOME	0- 0	0- 0	1- 4				
2- 4	0- 0	0- 0	AWAY	0- 0	0- 0	2- 4				
0- 0	0- 0	0- 0	NEUTRAL	0- 0	0- 0	0- 0				
4- 4	0- 0	0- 0	CONFERENCE	0- 0	0- 0	4- 4				
3- 1	0- 0	0- 0	HOME	0- 0	0- 0	3- 1				
1- 3	0- 0	0- 0	AWAY	0- 0	0- 0	1- 3				
0- 0	0- 0	0- 0	NEUTRAL	0- 0	0- 0	0- 0				

RPI 1-25				RPI 26-50				RPI 51-100				RPI 101+				Team's RPI: 332	
RPI	S	Opponent	Score	RPI	S	Opponent	Score	RPI	S	Opponent	Score	RPI	S	Opponent	Score		
												169	A	Merrimack	51	62	
												179	H	Binghamton	48	60	
												201	A	Lafayette	29	61	
												219	A	UMass Lowell	56	61	
												221	H	Manhattan	61	62	
												240	A	Howard	56	64	
												248	H	Saint Francis (PA)	56	47	
												266	A	Sacred Heart	53	68	
												266	H	Sacred Heart	65	60	
												274	H	Loyola Maryland	46	75	
												287	A	Pittsburgh	60	69	
												293	H	Army West Point	68	70	
												305	H	Siena	67	58	
												311	A	St. Francis Brooklyn	62	57	
												314	H	Bryant	45	57	
												330	A	NJIT	68	59	
												334	A	Saint Peter's	77	71	
												344	H	Central Conn. St.	66	47	
												347	A	LIU Brooklyn	63	68	
				LAST 10 Division I													
				169	A	Merrimack	51 62	248	H	Saint Francis (PA)	56 47						
				266	A	Sacred Heart	53 68	314	H	Bryant	45 57						
				344	H	Central Conn. St.	66 47	311	A	St. Francis Brooklyn	62 57						
				266	H	Sacred Heart	65 60	219	A	UMass Lowell	56 61						
				347	A	LIU Brooklyn	63 68	334	A	Saint Peter's	77 71						

Non-Div I Games:

Fairleigh Dickinson

■ Loss, ■ Non-Conf, S Site, H Home A Away N Neutral

Average RPI Win: <b>227</b>	WON-LOST	WINNING	LAST 10	STRENGTH OF	OPP. STRENGTH	TEAM	ADJ.	CONF.	ADJ CONF.
Average RPI Loss: <b>102</b>	RECORD	PCT. RANK	GAMES	SCHEDULE	OF SCHEDULE	RPI	RPI	RPI	RPI
DIV. I ONLY	9- 10	189	3-7	98	149	166	166	13	13
DIV. I NON-CONF.	6- 5	151	0-2	186	191	178	178	13	13
TOTALS	RPI 1-25	RPI 26-50	W-L RECORDS	RPI 51-100	RPI 101-150	RPI 150+			
9- 10	0- 1	0- 1	OVERALL	1- 3	1- 3	7- 2			
6- 5	0- 0	0- 1	HOME	1- 2	0- 1	5- 1			
3- 5	0- 1	0- 0	AWAY	0- 1	1- 2	2- 1			
0- 0	0- 0	0- 0	NEUTRAL	0- 0	0- 0	0- 0			
6- 5	0- 1	0- 0	NON-CONFERENCE	0- 1	1- 2	5- 1			
4- 3	0- 0	0- 0	HOME	0- 1	0- 1	4- 1			
2- 2	0- 1	0- 0	AWAY	0- 0	1- 1	1- 0			
0- 0	0- 0	0- 0	NEUTRAL	0- 0	0- 0	0- 0			
3- 5	0- 0	0- 1	CONFERENCE	1- 2	0- 1	2- 1			
2- 2	0- 0	0- 1	HOME	1- 1	0- 0	1- 0			
1- 3	0- 0	0- 0	AWAY	0- 1	0- 1	1- 1			
0- 0	0- 0	0- 0	NEUTRAL	0- 0	0- 0	0- 0			

RPI	S	Opponent	Score	RPI	S	Opponent	Score	RPI	S	Opponent	Score	RPI	S	Opponent	Score	Team's RPI: 166
5	A	Iowa	53 <b>85</b>	31	H	Old Dominion	63 <b>75</b>	52	A	Middle Tenn.	66 <b>81</b>	113	A	UAB	73 <b>92</b>	
								74	H	Charlotte	65 44	116	A	Richmond	55 <b>57</b>	
								82	H	Kansas	60 <b>90</b>	133	A	Western Mich.	80 79	
								100	H	Rice	69 <b>78</b>	142	H	Harvard	51 <b>65</b>	
												173	H	Furman	63 <b>69</b>	
												180	A	Hampton	64 63	
												199	H	Little Rock	79 72	
												210	A	UTEP	65 <b>96</b>	
												236	H	North Texas	84 78	
												274	H	Loyola Maryland	72 61	
												302	A	UTSA	80 53	
												305	H	Siena	83 39	
												344	H	Central Conn. St.	72 54	
LAST 10 Division I																
				31	H	Old Dominion	63 <b>75</b>	100	H	Rice	69 <b>78</b>					
				74	H	Charlotte	65 44	210	A	UTEP	65 <b>96</b>					
				113	A	UAB	73 <b>92</b>	302	A	UTSA	80 53					
				52	A	Middle Tenn.	66 <b>81</b>	142	H	Harvard	51 <b>65</b>					
				236	H	North Texas	84 78	173	H	Furman	63 <b>69</b>					

Non-Div I Games:

Average RPI Win:	236	WON-LOST	WINNING	LAST 10	STRENGTH OF	OPP. STRENGTH	TEAM	ADJ.	CONF.	ADJ CONF.
Average RPI Loss:	36	RECORD	PCT. RANK	GAMES	SCHEDULE	OF SCHEDULE	RPI	RPI	RPI	RPI
DIV. I ONLY	11- 9	149	4-6	116	75	128	128	4	4	
DIV. I NON-CONF.	9- 4	84	2-1	306	148	188	188	5	5	
TOTALS	RPI 1-25	RPI 26-50	W-L RECORDS	RPI 51-100	RPI 101-150	RPI 150+				
11- 9	0- 5	0- 1	OVERALL	1- 3	2- 0	8- 0				
7- 4	0- 3	0- 0	HOME	1- 1	1- 0	5- 0				
3- 4	0- 2	0- 1	AWAY	0- 1	1- 0	2- 0				
1- 1	0- 0	0- 0	NEUTRAL	0- 1	0- 0	1- 0				
9- 4	0- 2	0- 0	NON-CONFERENCE	0- 2	1- 0	8- 0				
6- 2	0- 2	0- 0	HOME	0- 0	1- 0	5- 0				
2- 1	0- 0	0- 0	AWAY	0- 1	0- 0	2- 0				
1- 1	0- 0	0- 0	NEUTRAL	0- 1	0- 0	1- 0				
2- 5	0- 3	0- 1	CONFERENCE	1- 1	1- 0	0- 0				
1- 2	0- 1	0- 0	HOME	1- 1	0- 0	0- 0				
1- 3	0- 2	0- 1	AWAY	0- 0	1- 0	0- 0				
0- 0	0- 0	0- 0	NEUTRAL	0- 0	0- 0	0- 0				

RPI S	Opponent	Score	RPI S	Opponent	Score	RPI S	Opponent	Score	RPI S	Opponent	Score	Team's RPI: 128
11	A Mississippi St.	47 93	47	A Arkansas	57 79	51	H Tennessee	50 78	102	H Davidson	55 50	
12	H Indiana	49 73				64	N Wake Forest	68 73	137	A Auburn	83 63	
16	H Florida St.	55 66				82	A Kansas	66 76	161	H Samford	84 48	
17	A Texas A&M	42 69				85	H Vanderbilt	68 60	224	N Xavier	67 64	
20	H Kentucky	45 65							270	H Longwood	71 54	
									296	H Presbyterian	60 46	
									306	A Prairie View	51 44	
									324	H Mercer	71 50	
									336	A Grambling	72 65	
									350	H Florida A&M	84 40	
LAST 10 Division I												
47	A Arkansas	57 79	85	H Vanderbilt	68 60	11	A Mississippi St.	47 93				
17	A Texas A&M	42 69	102	H Davidson	55 50	64	N Wake Forest	68 73				
51	H Tennessee	50 78	224	N Xavier	67 64							
20	H Kentucky	45 65										
137	A Auburn	83 63										

Non-Div I Games:

Florida

■ Loss, 
 ■ Non-Conf, 
 ■ S Site, 
 ■ H Home 
 ■ A Away 
 N Neutral



Average RPI Win:	346	WON-LOST	WINNING	LAST 10	STRENGTH OF	OPP. STRENGTH	TEAM	ADJ.	CONF.	ADJ CONF.
Average RPI Loss:	238	RECORD	PCT. RANK	GAMES	SCHEDULE	OF SCHEDULE	RPI	RPI	RPI	RPI
DIV. I ONLY	2- 15	334	2-8	345	351	350	350	30	30	
DIV. I NON-CONF.	0- 9	338	0-2	302	351	350	350	31	31	
TOTALS	RPI 1-25	RPI 26-50	W-L RECORDS	RPI 51-100	RPI 101-150	RPI 150+				
2- 15	0- 1	0- 0	OVERALL	0- 0	0- 2	2- 12				
1- 4	0- 0	0- 0	HOME	0- 0	0- 0	1- 4				
1- 11	0- 1	0- 0	AWAY	0- 0	0- 2	1- 8				
0- 0	0- 0	0- 0	NEUTRAL	0- 0	0- 0	0- 0				
0- 9	0- 1	0- 0	NON-CONFERENCE	0- 0	0- 1	0- 7				
0- 2	0- 0	0- 0	HOME	0- 0	0- 0	0- 2				
0- 7	0- 1	0- 0	AWAY	0- 0	0- 1	0- 5				
0- 0	0- 0	0- 0	NEUTRAL	0- 0	0- 0	0- 0				
2- 6	0- 0	0- 0	CONFERENCE	0- 0	0- 1	2- 5				
1- 2	0- 0	0- 0	HOME	0- 0	0- 0	1- 2				
1- 4	0- 0	0- 0	AWAY	0- 0	0- 1	1- 3				
0- 0	0- 0	0- 0	NEUTRAL	0- 0	0- 0	0- 0				

RPI 1-25				RPI 26-50				RPI 51-100				RPI 101+ Team's RPI: 350			
RPI	S	Opponent	Score	RPI	S	Opponent	Score	RPI	S	Opponent	Score	RPI	S	Opponent	Score
24	A	LSU	45 73									128	A	Florida	40 84
												135	A	N.C. A&T	44 71
												154	A	Texas Tech	60 98
												182	A	Norfolk St.	51 59
												204	H	Jacksonville	54 88
												240	A	Howard	58 72
												261	H	Morgan St.	47 59
												278	H	Alabama A&M	53 77
												309	A	Jacksonville St.	67 72
												318	A	Alcorn	42 58
												325	A	N.C. Central	57 66
												325	H	N.C. Central	70 71
												340	A	USC Upstate	61 74
												342	H	Coppin St.	58 48
												349	A	South Carolina St.	44 39
												351	A	Mississippi Val.	70 71
LAST 10 Division I															
182	A	Norfolk St.	51 59	261	H	Morgan St.	47 59								
240	A	Howard	58 72	135	A	N.C. A&T	44 71								
325	H	N.C. Central	70 71	325	A	N.C. Central	57 66								
349	A	South Carolina St.	44 39	24	A	LSU	45 73								
342	H	Coppin St.	58 48	278	H	Alabama A&M	53 77								

Non-Div I Games: Johnson (FL) 102 40 Trinity Baptist 103 54

Florida A&amp;M

■ Loss, 
 ■ Non-Conf, S Site, 
 ■ Home 
 ■ Away 
 N Neutral

Average RPI Win:	113	WON-LOST	WINNING	LAST 10	STRENGTH OF	OPP. STRENGTH	TEAM	ADJ.	CONF.	ADJ CONF.
Average RPI Loss:	62	RECORD	PCT. RANK	GAMES	SCHEDULE	OF SCHEDULE	RPI	RPI	RPI	RPI
DIV. I ONLY	17- 3	18	7-3	33	26	16	16	5	5	
DIV. I NON-CONF.	11- 0	1	2-0	95	50	9	9	3	3	
TOTALS	RPI 1-25	RPI 26-50	W-L RECORDS	RPI 51-100	RPI 101-150	RPI 150+				
17- 3	2- 1	3- 0	OVERALL	6- 1	1- 1	5- 0				
9- 1	0- 0	2- 0	HOME	4- 1	0- 0	3- 0				
6- 2	1- 1	0- 0	AWAY	2- 0	1- 1	2- 0				
2- 0	1- 0	1- 0	NEUTRAL	0- 0	0- 0	0- 0				
11- 0	2- 0	2- 0	NON-CONFERENCE	2- 0	1- 0	4- 0				
6- 0	0- 0	1- 0	HOME	2- 0	0- 0	3- 0				
3- 0	1- 0	0- 0	AWAY	0- 0	1- 0	1- 0				
2- 0	1- 0	1- 0	NEUTRAL	0- 0	0- 0	0- 0				
6- 3	0- 1	1- 0	CONFERENCE	4- 1	0- 1	1- 0				
3- 1	0- 0	1- 0	HOME	2- 1	0- 0	0- 0				
3- 2	0- 1	0- 0	AWAY	2- 0	0- 1	1- 0				
0- 0	0- 0	0- 0	NEUTRAL	0- 0	0- 0	0- 0				

RPI 1-25				Team's RPI: 16				RPI 26-50				RPI 51-100				RPI 101+			
RPI	S	Opponent	Score					RPI	S	Opponent	Score					RPI	S	Opponent	Score
17	N	Texas A&M	80	58				26	H	Virginia Tech	86	62				55	H	Georgia Tech	52 67
18	A	NC State	51	68				43	H	St. John's (NY)	74	70				58	H	North Carolina	78 64
24	A	LSU	70	62				48	N	Michigan	79	69				61	A	Miami (FL)	73 62
																61	H	Miami (FL)	79 61
																64	A	Wake Forest	70 65
																80	H	North Florida	70 41
																96	H	Michigan St.	78 68
LAST 10 Division I																			
								61	H	Miami (FL)	79	61				61	A	Miami (FL)	73 62
								64	A	Wake Forest	70	65				114	A	Syracuse	89 90
								18	A	NC State	51	68				26	H	Virginia Tech	86 62
								58	H	North Carolina	78	64				48	N	Michigan	79 69
								55	H	Georgia Tech	52	67				80	H	North Florida	70 41

Non-Div I Games:

Florida St.

Average RPI Win: <b>173</b>	WON-LOST	WINNING	LAST 10	STRENGTH OF	OPP. STRENGTH	TEAM	ADJ.	CONF.	ADJ CONF.
Average RPI Loss: <b>113</b>	RECORD	PCT. RANK	GAMES	SCHEDULE	OF SCHEDULE	RPI	RPI	RPI	RPI
DIV. I ONLY	12- 7	99	8-2	174	94	115	115	12	12
DIV. I NON-CONF.	8- 5	117	4-0	175	93	127	127	12	12
-----									
TOTALS	RPI 1-25	RPI 26-50	W-L RECORDS	RPI 51-100	RPI 101-150	RPI 150+			
12- 7	0- 0	0- 1	OVERALL	2- 2	3- 2	7- 2			
8- 2	0- 0	0- 0	HOME	1- 1	2- 1	5- 0			
3- 4	0- 0	0- 0	AWAY	1- 1	0- 1	2- 2			
1- 1	0- 0	0- 1	NEUTRAL	0- 0	1- 0	0- 0			
8- 5	0- 0	0- 1	NON-CONFERENCE	1- 1	2- 1	5- 2			
5- 2	0- 0	0- 0	HOME	0- 1	1- 1	4- 0			
2- 2	0- 0	0- 0	AWAY	1- 0	0- 0	1- 2			
1- 1	0- 0	0- 1	NEUTRAL	0- 0	1- 0	0- 0			
4- 2	0- 0	0- 0	CONFERENCE	1- 1	1- 1	2- 0			
3- 0	0- 0	0- 0	HOME	1- 0	1- 0	1- 0			
1- 2	0- 0	0- 0	AWAY	0- 1	0- 1	1- 0			
0- 0	0- 0	0- 0	NEUTRAL	0- 0	0- 0	0- 0			

RPI 1-25				RPI 26-50				RPI 51-100				RPI 101+				Team's RPI: 115	
RPI	S	Opponent	Score	RPI	S	Opponent	Score	RPI	S	Opponent	Score	RPI	S	Opponent	Score		
				47	N	Arkansas	59 71	74	A	Charlotte	76 51	102	A	Davidson	62 74		
								79	A	Dayton	44 48	117	N	Lehigh	59 57		
								89	H	Villanova	66 73	129	H	Notre Dame	55 60		
								99	H	Saint Louis	66 54	136	H	Northeastern	74 58		
												149	H	George Washington	53 47		
												159	H	Houston	63 54		
												160	A	Columbia	51 70		
												161	H	Samford	68 37		
												187	A	Penn St.	59 72		
												213	A	George Mason	66 54		
												220	H	Georgetown	67 54		
												221	A	Manhattan	51 45		
												241	H	Southern U.	65 52		
												284	H	St. Bonaventure	79 53		
LAST 10 Division I																	
				79	A	Dayton	44 48	284	H	St. Bonaventure	79 53						
				99	H	Saint Louis	66 54	159	H	Houston	63 54						
				213	A	George Mason	66 54	161	H	Samford	68 37						
				149	H	George Washington	53 47	241	H	Southern U.	65 52						
				102	A	Davidson	62 74	220	H	Georgetown	67 54						

Non-Div I Games:

Fordham






































Average RPI Win:	217	WON-LOST	WINNING	LAST 10	STRENGTH OF	OPP. STRENGTH	TEAM	ADJ.	CONF.	ADJ CONF.
Average RPI Loss:	103	RECORD	PCT. RANK	GAMES	SCHEDULE	OF SCHEDULE	RPI	RPI	RPI	RPI
DIV. I ONLY	14- 4	39	9-1	178	173	72	72	17	17	
DIV. I NON-CONF.	5- 4	140	0-1	222	159	154	154	23	23	
TOTALS	RPI 1-25	RPI 26-50	W-L RECORDS	RPI 51-100	RPI 101-150	RPI 150+				
14- 4	0- 0	0- 1	OVERALL	0- 1	2- 1	12- 1				
7- 1	0- 0	0- 0	HOME	0- 1	0- 0	7- 0				
6- 2	0- 0	0- 0	AWAY	0- 0	2- 1	4- 1				
1- 1	0- 0	0- 1	NEUTRAL	0- 0	0- 0	1- 0				
5- 4	0- 0	0- 1	NON-CONFERENCE	0- 1	0- 1	5- 1				
2- 1	0- 0	0- 0	HOME	0- 1	0- 0	2- 0				
2- 2	0- 0	0- 0	AWAY	0- 0	0- 1	2- 1				
1- 1	0- 0	0- 1	NEUTRAL	0- 0	0- 0	1- 0				
9- 0	0- 0	0- 0	CONFERENCE	0- 0	2- 0	7- 0				
5- 0	0- 0	0- 0	HOME	0- 0	0- 0	5- 0				
4- 0	0- 0	0- 0	AWAY	0- 0	2- 0	2- 0				
0- 0	0- 0	0- 0	NEUTRAL	0- 0	0- 0	0- 0				

RPI 1-25				RPI 26-50				RPI 51-100				Team's RPI: 72		RPI 101+			
RPI	S	Opponent	Score	RPI	S	Opponent	Score	RPI	S	Opponent	Score			RPI	S	Opponent	Score
				41	N	Yale	67 87							110	A	Boise St.	85 80
														124	A	Portland	64 75
														138	A	San Jose St.	85 76
														167	A	Santa Clara	66 90
														178	H	New Mexico	84 81
														188	A	UNLV	72 66
														191	H	UC Davis	73 65
														192	A	Montana	76 63
														200	H	Northern Ariz.	83 66
														215	H	Wyoming	89 59
														220	N	Georgetown	82 69
														258	H	Colorado St.	55 53
														267	A	San Diego St.	65 60
														267	H	San Diego St.	79 54
														283	H	Utah St.	76 64
														335	A	Cal Poly	79 52
LAST 10 Division I																	
				110	A	Boise St.	85 80					138	A	San Jose St.	85 76		
				258	H	Colorado St.	55 53					267	H	San Diego St.	79 54		
				215	H	Wyoming	89 59					167	A	Santa Clara	66 90		
				267	A	San Diego St.	65 60					283	H	Utah St.	76 64		
				178	H	New Mexico	84 81					188	A	UNLV	72 66		

Non-Div I Games: La Verne 111 56 UC Merced 92 26





Fresno St.

Average RPI Win: <b>232</b>	WON-LOST	WINNING	LAST 10	STRENGTH OF	OPP. STRENGTH	TEAM	ADJ.	CONF.	ADJ CONF.
Average RPI Loss: <b>127</b>	RECORD	PCT. RANK	GAMES	SCHEDULE	OF SCHEDULE	RPI	RPI	RPI	RPI
DIV. I ONLY	11- 7	107	6-4	308	98	173	173	25	25
DIV. I NON-CONF.	7- 5	131	2-2	227	53	119	119	22	22
TOTALS	RPI 1-25	RPI 26-50	W-L RECORDS	RPI 51-100	RPI 101-150	RPI 150+			
11- 7	0- 0	0- 0	OVERALL	0- 3	1- 1	10- 3			
6- 2	0- 0	0- 0	HOME	0- 0	0- 1	6- 1			
4- 5	0- 0	0- 0	AWAY	0- 3	1- 0	3- 2			
1- 0	0- 0	0- 0	NEUTRAL	0- 0	0- 0	1- 0			
7- 5	0- 0	0- 0	NON-CONFERENCE	0- 3	1- 0	6- 2			
3- 1	0- 0	0- 0	HOME	0- 0	0- 0	3- 1			
3- 4	0- 0	0- 0	AWAY	0- 3	1- 0	2- 1			
1- 0	0- 0	0- 0	NEUTRAL	0- 0	0- 0	1- 0			
4- 2	0- 0	0- 0	CONFERENCE	0- 0	0- 1	4- 1			
3- 1	0- 0	0- 0	HOME	0- 0	0- 1	3- 0			
1- 1	0- 0	0- 0	AWAY	0- 0	0- 0	1- 1			
0- 0	0- 0	0- 0	NEUTRAL	0- 0	0- 0	0- 0			

RPI 1-25			RPI 26-50			RPI 51-100			RPI 101+			Team's RPI: 173
RPI	S	Opponent	Score	RPI	S	Opponent	Score	RPI	S	Opponent	Score	
						52  Middle Tenn.	62  78	116  Richmond			70	69
						69  Georgia	48  77	122  UNC Greensboro			53	 59
						85  Vanderbilt	46  74	152  Elon			76	 87
								161  Samford			77	69
								166  Fla. Atlantic			69	63
								171  Clemson			71	 77
								180  Hampton			70	65
								184 N Saint Joseph's			63	48
								227  Gardner-Webb			72	67
								235  Chattanooga			52	 60
								242  ETSU			81	62
								291  Ga. Southern			78	63
								323  Georgia St.			62	55
								324  Mercer			62	49
								333  Western Caro.			69	53
LAST 10 Division I												
333	 H	Western Caro.	69	53	324	 H	Mercer	62	49			
122	 H	UNC Greensboro	53	 59	152	 H	Elon	76	 87			
235	 A	Chattanooga	52	 60	184	N	Saint Joseph's	63	48			
242	 A	ETSU	81	62	166	 A	Fla. Atlantic	69	63			
161	 H	Samford	77	69	69	 A	Georgia	48	 77			

Non-Div I Games: North Greenville 88 51 Newberry 62 43 UNKNOWN 88 24

Furman

 Loss,  Non-Conf, S Site,  Home  Away N Neutral

## Ga. Southern

Through Games Of Jan. 28, 2020

Average RPI Win:	276	WON-LOST	WINNING	LAST 10	STRENGTH OF	OPP. STRENGTH	TEAM	ADJ.	CONF.	ADJ CONF.
Average RPI Loss:	192	RECORD	PCT. RANK	GAMES	SCHEDULE	OF SCHEDULE	RPI	RPI	RPI	RPI
DIV. I ONLY	6- 12	261	4-6	264	325	291	291	22	22	
DIV. I NON-CONF.	3- 8	268	1-2	257	336	285	285	21	21	
TOTALS	RPI 1-25	RPI 26-50	W-L RECORDS	RPI 51-100	RPI 101-150	RPI 150+				
6- 12	0- 0	0- 0	OVERALL	0- 1	1- 2	5- 9				
3- 4	0- 0	0- 0	HOME	0- 1	1- 0	2- 3				
2- 7	0- 0	0- 0	AWAY	0- 0	0- 1	2- 6				
1- 1	0- 0	0- 0	NEUTRAL	0- 0	0- 1	1- 0				
3- 8	0- 0	0- 0	NON-CONFERENCE	0- 0	0- 2	3- 6				
0- 2	0- 0	0- 0	HOME	0- 0	0- 0	0- 2				
2- 5	0- 0	0- 0	AWAY	0- 0	0- 1	2- 4				
1- 1	0- 0	0- 0	NEUTRAL	0- 0	0- 1	1- 0				
3- 4	0- 0	0- 0	CONFERENCE	0- 1	1- 0	2- 3				
3- 2	0- 0	0- 0	HOME	0- 1	1- 0	2- 1				
0- 2	0- 0	0- 0	AWAY	0- 0	0- 0	0- 2				
0- 0	0- 0	0- 0	NEUTRAL	0- 0	0- 0	0- 0				

RPI S	Opponent	Score	RPI S	Opponent	Score	RPI S	Opponent	Score	RPI S	Opponent	Score	Team's RPI: 291
						65	H Troy	69 79				
									111	N Kent St.	48 62	
									125	A Tulane	40 56	
									130	H Louisiana	83 67	
									151	A Bethune-Cookman	57 75	
									173	A Furman	63 78	
									196	H North Dakota	56 69	
									199	A Little Rock	46 58	
									208	H Kennesaw St.	69 95	
									211	A Arkansas St.	62 69	
									260	A Winthrop	91 47	
									263	H South Alabama	65 71	
									275	A Ole Miss	66 69	
									285	A Wofford	70 57	
									311	N St. Francis Brooklyn	78 47	
									323	H Georgia St.	81 56	
									324	A Mercer	52 62	
									346	H La.-Monroe	64 47	
LAST 10 Division I												
			323	H Georgia St.	81 56		130	H Louisiana	83 67			
			263	H South Alabama	65 71		346	H La.-Monroe	64 47			
			65	H Troy	69 79		125	A Tulane	40 56			
			211	A Arkansas St.	62 69		311	N St. Francis Brooklyn	78 47			
			199	A Little Rock	46 58		111	N Kent St.	48 62			

Non-Div I Games:

Ga. Southern

■ Loss, 
 ■ Non-Conf, 
 ■ S Site, 
 ■ H Home 
 ■ A Away 
 N Neutral

## Gardner-Webb

Through Games Of Jan. 28, 2020

Average RPI Win:	283	WON-LOST	WINNING	LAST 10	STRENGTH OF	OPP. STRENGTH	TEAM	ADJ.	CONF.	ADJ CONF.
Average RPI Loss:	161	RECORD	PCT. RANK	GAMES	SCHEDULE	OF SCHEDULE	RPI	RPI	RPI	RPI
DIV. I ONLY	10- 9	167	5-5	293	303	227	227	26	26	
DIV. I NON-CONF.	5- 4	140	0	286	201	191	191	27	27	
TOTALS	RPI 1-25	RPI 26-50	W-L RECORDS	RPI 51-100	RPI 101-150	RPI 150+				
10- 9	0- 0	0- 1	OVERALL	0- 2	0- 1	10- 5				
6- 3	0- 0	0- 0	HOME	0- 0	0- 0	6- 3				
4- 6	0- 0	0- 1	AWAY	0- 2	0- 1	4- 2				
0- 0	0- 0	0- 0	NEUTRAL	0- 0	0- 0	0- 0				
5- 4	0- 0	0- 1	NON-CONFERENCE	0- 2	0- 0	5- 1				
3- 1	0- 0	0- 0	HOME	0- 0	0- 0	3- 1				
2- 3	0- 0	0- 1	AWAY	0- 2	0- 0	2- 0				
0- 0	0- 0	0- 0	NEUTRAL	0- 0	0- 0	0- 0				
5- 5	0- 0	0- 0	CONFERENCE	0- 0	0- 1	5- 4				
3- 2	0- 0	0- 0	HOME	0- 0	0- 0	3- 2				
2- 3	0- 0	0- 0	AWAY	0- 0	0- 1	2- 2				
0- 0	0- 0	0- 0	NEUTRAL	0- 0	0- 0	0- 0				

RPI 1-25				RPI 26-50				RPI 51-100				RPI 101+				Team's RPI: 227
RPI	S	Opponent	Score	RPI	S	Opponent	Score	RPI	S	Opponent	Score	RPI	S	Opponent	Score	
				26	A	Virginia Tech	65 87	69	A	Georgia	56 84	126	A	Campbell	44 48	
								74	A	Charlotte	49 74	173	H	Furman	67 72	
												180	A	Hampton	58 63	
												216	H	High Point	70 57	
												225	A	UNC Asheville	65 59	
												229	H	Delaware	67 65	
												237	H	Radford	73 84	
												260	H	Winthrop	71 59	
												270	A	Longwood	70 80	
												280	A	Appalachian St.	67 56	
												285	H	Wofford	67 53	
												296	H	Presbyterian	53 56	
												324	A	Mercer	65 62	
												333	H	Western Caro.	88 62	
												340	H	USC Upstate	63 53	
												341	A	Charleston So.	79 52	
LAST 10 Division I																
				216	H	High Point	70 57	126	A	Campbell	44 48					
				237	H	Radford	73 84	260	H	Winthrop	71 59					
				225	A	UNC Asheville	65 59	180	A	Hampton	58 63					
				340	H	USC Upstate	63 53	341	A	Charleston So.	79 52					
				296	H	Presbyterian	53 56	270	A	Longwood	70 80					

Non-Div I Games:

Gardner-Webb

■ Loss, 
 ■ Non-Conf, 
 ■ S Site, 
 ■ H Home 
 ■ A Away 
 N Neutral

## George Mason

Through Games Of Jan. 28, 2020

Average RPI Win: <b>225</b>	WON-LOST	WINNING	LAST 10	STRENGTH OF	OPP. STRENGTH	TEAM	ADJ.	CONF.	ADJ CONF.
Average RPI Loss: <b>135</b>	RECORD	PCT. RANK	GAMES	SCHEDULE	OF SCHEDULE	RPI	RPI	RPI	RPI
DIV. I ONLY	7- 13	256	2-8	119	204	213	213	12	12
DIV. I NON-CONF.	6- 7	182	1-2	136	274	169	169	12	12
TOTALS	RPI 1-25	RPI 26-50	W-L RECORDS	RPI 51-100	RPI 101-150	RPI 150+			
7- 13	0- 0	0- 1	OVERALL	0- 3	1- 5	6- 4			
3- 7	0- 0	0- 1	HOME	0- 1	1- 3	2- 2			
4- 5	0- 0	0- 0	AWAY	0- 1	0- 2	4- 2			
0- 1	0- 0	0- 0	NEUTRAL	0- 1	0- 0	0- 0			
6- 7	0- 0	0- 1	NON-CONFERENCE	0- 2	0- 1	6- 3			
2- 4	0- 0	0- 1	HOME	0- 1	0- 0	2- 2			
4- 2	0- 0	0- 0	AWAY	0- 0	0- 1	4- 1			
0- 1	0- 0	0- 0	NEUTRAL	0- 1	0- 0	0- 0			
1- 6	0- 0	0- 0	CONFERENCE	0- 1	1- 4	0- 1			
1- 3	0- 0	0- 0	HOME	0- 0	1- 3	0- 0			
0- 3	0- 0	0- 0	AWAY	0- 1	0- 1	0- 1			
0- 0	0- 0	0- 0	NEUTRAL	0- 0	0- 0	0- 0			

RPI 1-25				RPI 26-50				RPI 51-100				RPI 101+				Team's RPI: 213	
RPI	S	Opponent	Score	RPI	S	Opponent	Score	RPI	S	Opponent	Score	RPI	S	Opponent	Score		
				26	H	Virginia Tech	58 77	54	N	Bradley	59 61	102	H	Davidson	69 76		
								60	H	Bucknell	51 64	107	A	Duquesne	63 84		
								79	A	Dayton	55 59	109	H	VCU	63 82		
												115	H	Fordham	54 66		
												123	A	Coastal Caro.	59 74		
												149	H	George Washington	70 60		
												187	A	Penn St.	78 68		
												197	H	American	73 55		
												212	A	SMU	59 58		
												229	A	Delaware	44 63		
												230	H	UMKC	58 64		
												240	H	Howard	75 86		
												245	A	Col. of Charleston	72 61		
												276	A	Navy	67 58		
												284	A	St. Bonaventure	47 62		
												312	H	Detroit Mercy	75 62		
LAST 10 Division I																	
				109	H	VCU	63 82	79	A	Dayton	55 59						
				107	A	Duquesne	63 84	149	H	George Washington	70 60						
				115	H	Fordham	54 66	212	A	SMU	59 58						
				102	H	Davidson	69 76	229	A	Delaware	44 63						
				284	A	St. Bonaventure	47 62	240	H	Howard	75 86						

Non-Div I Games:

George Mason

■ Loss, 
 ■ Non-Conf, 
 S Site, 
 ■ Home 
 ■ Away 
 N Neutral



Average RPI Win:	187	WON-LOST	WINNING	LAST 10	STRENGTH OF	OPP. STRENGTH	TEAM	ADJ.	CONF.	ADJ CONF.
Average RPI Loss:	102	RECORD	PCT. RANK	GAMES	SCHEDULE	OF SCHEDULE	RPI	RPI	RPI	RPI
DIV. I ONLY	8- 11	218	2-8	74	121	149	149	12	12	
DIV. I NON-CONF.	6- 7	182	0-4	112	83	136	136	12	12	
TOTALS	RPI 1-25	RPI 26-50	W-L RECORDS	RPI 51-100	RPI 101-150	RPI 150+				
8- 11	0- 2	0- 1	OVERALL	1- 2	2- 3	5- 3				
4- 5	0- 1	0- 1	HOME	0- 2	2- 0	2- 1				
4- 6	0- 1	0- 0	AWAY	1- 0	0- 3	3- 2				
0- 0	0- 0	0- 0	NEUTRAL	0- 0	0- 0	0- 0				
6- 7	0- 2	0- 1	NON-CONFERENCE	1- 1	0- 1	5- 2				
2- 4	0- 1	0- 1	HOME	0- 1	0- 0	2- 1				
4- 3	0- 1	0- 0	AWAY	1- 0	0- 1	3- 1				
0- 0	0- 0	0- 0	NEUTRAL	0- 0	0- 0	0- 0				
2- 4	0- 0	0- 0	CONFERENCE	0- 1	2- 2	0- 1				
2- 1	0- 0	0- 0	HOME	0- 1	2- 0	0- 0				
0- 3	0- 0	0- 0	AWAY	0- 0	0- 2	0- 1				
0- 0	0- 0	0- 0	NEUTRAL	0- 0	0- 0	0- 0				

RPI 1-25				RPI 26-50				RPI 51-100				RPI 101+ Team's RPI: 149			
RPI	S	Opponent	Score	RPI	S	Opponent	Score	RPI	S	Opponent	Score	RPI	S	Opponent	Score
9	A	Maryland	54 88	45	H	James Madison	50 69	71	H	Minnesota	50 83	102	A	Davidson	55 62
22	H	Princeton	50 75					79	H	Dayton	50 66	107	H	Duquesne	65 60
								89	A	Villanova	68 56	115	A	Fordham	47 53
												117	A	Lehigh	53 59
												148	H	Massachusetts	50 47
												155	H	William & Mary	51 63
												181	A	Memphis	64 63
												183	A	Quinnipiac	78 67
												197	A	American	53 66
												213	A	George Mason	60 70
												220	H	Georgetown	52 49
												229	A	Delaware	63 49
												342	H	Coppin St.	54 35
LAST 10 Division I															
148	H	Massachusetts	50 47	213	A	George Mason	60 70								
79	H	Dayton	50 66	155	H	William & Mary	51 63								
102	A	Davidson	55 62	197	A	American	53 66								
115	A	Fordham	47 53	45	H	James Madison	50 69								
107	H	Duquesne	65 60	71	H	Minnesota	50 83								

Non-Div I Games:

George Washington

■ Loss, 
 ■ Non-Conf, 
 ■ S Site, 
 ■ H Home 
 ■ A Away 
 N Neutral

## Georgetown

Through Games Of Jan. 28, 2020

Average RPI Win:	249	WON-LOST	WINNING	LAST 10	STRENGTH OF	OPP. STRENGTH	TEAM	ADJ.	CONF.	ADJ CONF.
Average RPI Loss:	92	RECORD	PCT. RANK	GAMES	SCHEDULE	OF SCHEDULE	RPI	RPI	RPI	RPI
DIV. I ONLY	4- 16	309	2-8	84	83	220	220	6	6	
DIV. I NON-CONF.	3- 8	268	1-0	145	196	213	213	6	6	
TOTALS	RPI 1-25	RPI 26-50	W-L RECORDS	RPI 51-100	RPI 101-150	RPI 150+				
4- 16	0- 1	0- 4	OVERALL	0- 5	1- 4	3- 2				
1- 6	0- 0	0- 2	HOME	0- 2	1- 1	0- 1				
3- 9	0- 1	0- 2	AWAY	0- 2	0- 3	3- 1				
0- 1	0- 0	0- 0	NEUTRAL	0- 1	0- 0	0- 0				
3- 8	0- 0	0- 1	NON-CONFERENCE	0- 2	0- 4	3- 1				
0- 3	0- 0	0- 1	HOME	0- 1	0- 1	0- 0				
3- 4	0- 0	0- 0	AWAY	0- 0	0- 3	3- 1				
0- 1	0- 0	0- 0	NEUTRAL	0- 1	0- 0	0- 0				
1- 8	0- 1	0- 3	CONFERENCE	0- 3	1- 0	0- 1				
1- 3	0- 0	0- 1	HOME	0- 1	1- 0	0- 1				
0- 5	0- 1	0- 2	AWAY	0- 2	0- 0	0- 0				
0- 0	0- 0	0- 0	NEUTRAL	0- 0	0- 0	0- 0				

RPI 1-25				RPI 26-50				RPI 51-100				RPI 101+ Team's RPI: 220			
RPI	S	Opponent	Score	RPI	S	Opponent	Score	RPI	S	Opponent	Score	RPI	S	Opponent	Score
19	A	DePaul	66 92	37	A	Marquette	51 73	72	N	Fresno St.	69 82	102	A	Davidson	52 66
				40	H	Creighton	56 65	76	A	Seton Hall	60 79	115	A	Fordham	54 67
				43	A	St. John's (NY)	54 71	86	H	Rider	64 65	116	H	Richmond	49 51
				45	H	James Madison	59 66	89	A	Villanova	53 74	134	H	Providence	62 53
								91	H	Butler	46 47	149	A	George Washington	49 52
												160	A	Columbia	49 54
												224	H	Xavier	64 85
												247	A	LMU (CA)	64 53
												287	A	Pittsburgh	66 56
												327	A	UMES	57 39
LAST 10 Division I															
19	A	DePaul	66 92	76	A	Seton Hall	60 79								
37	A	Marquette	51 73	43	A	St. John's (NY)	54 71								
89	A	Villanova	53 74	134	H	Providence	62 53								
91	H	Butler	46 47	40	H	Creighton	56 65								
224	H	Xavier	64 85	327	A	UMES	57 39								

Non-Div I Games:

Georgetown

■ Loss, 
 ■ Non-Conf, 
 ■ S Site, 
 ■ H Home 
 ■ A Away 
 N Neutral

Average RPI Win: <b>188</b>	WON-LOST	WINNING	LAST 10	STRENGTH OF	OPP. STRENGTH	TEAM	ADJ.	CONF.	ADJ CONF.
Average RPI Loss: <b>38</b>	RECORD	PCT. RANK	GAMES	SCHEDULE	OF SCHEDULE	RPI	RPI	RPI	RPI
DIV. I ONLY	12- 8	116	5-5	14	96	69	69	4	4
DIV. I NON-CONF.	9- 4	84	2-1	48	194	80	80	5	5
TOTALS	RPI 1-25	RPI 26-50	W-L RECORDS	RPI 51-100	RPI 101-150	RPI 150+			
12- 8	0- 4	2- 0	OVERALL	1- 4	2- 0	7- 0			
8- 6	0- 3	0- 0	HOME	0- 3	2- 0	6- 0			
2- 2	0- 1	1- 0	AWAY	0- 1	0- 0	1- 0			
2- 0	0- 0	1- 0	NEUTRAL	1- 0	0- 0	0- 0			
9- 4	0- 2	1- 0	NON-CONFERENCE	1- 2	1- 0	6- 0			
7- 3	0- 1	0- 0	HOME	0- 2	1- 0	6- 0			
0- 1	0- 1	0- 0	AWAY	0- 0	0- 0	0- 0			
2- 0	0- 0	1- 0	NEUTRAL	1- 0	0- 0	0- 0			
3- 4	0- 2	1- 0	CONFERENCE	0- 2	1- 0	1- 0			
1- 3	0- 2	0- 0	HOME	0- 1	1- 0	0- 0			
2- 1	0- 0	1- 0	AWAY	0- 1	0- 0	1- 0			
0- 0	0- 0	0- 0	NEUTRAL	0- 0	0- 0	0- 0			

RPI	S	Opponent	Score	RPI	S	Opponent	Score	RPI	S	Opponent	Score	RPI	S	Opponent	Score
1	H	South Carolina	53 <b>88</b>	26	N	Virginia Tech	77 72	51	A	Tennessee	56 <b>73</b>	135	H	N.C. A&T	72 54
6	H	UCLA	50 <b>59</b>	47	A	Arkansas	64 55	55	H	Georgia Tech	40 <b>73</b>	137	H	Auburn	61 50
8	A	Baylor	38 <b>72</b>					85	H	Vanderbilt	55 <b>63</b>	173	H	Furman	77 48
11	H	Mississippi St.	66 <b>73</b>					89	H	Villanova	58 <b>63</b>	208	H	Kennesaw St.	80 65
								91	N	Butler	69 36	227	H	Gardner-Webb	84 56
												268	H	East Carolina	67 50
												275	A	Ole Miss	58 51
												324	H	Mercer	76 60
												340	H	USC Upstate	67 53
LAST 10 Division I															
1	H	South Carolina	53 <b>88</b>	11	H	Mississippi St.	66 <b>73</b>	275	A	Ole Miss	58 51	268	H	East Carolina	67 50
47	A	Arkansas	64 55	227	H	Gardner-Webb	84 56	6	H	UCLA	50 <b>59</b>				
137	H	Auburn	61 50												
51	A	Tennessee	56 <b>73</b>												
85	H	Vanderbilt	55 <b>63</b>												

Non-Div I Games:

Georgia

Average RPI Win:	331	WON-LOST	WINNING	LAST 10	STRENGTH OF	OPP. STRENGTH	TEAM	ADJ.	CONF.	ADJ CONF.
Average RPI Loss:	176	RECORD	PCT. RANK	GAMES	SCHEDULE	OF SCHEDULE	RPI	RPI	RPI	RPI
DIV. I ONLY	4- 14	302	3-7	247	315	323	323	22	22	
DIV. I NON-CONF.	3- 8	268	2-1	234	319	311	311	21	21	
TOTALS	RPI 1-25	RPI 26-50	W-L RECORDS	RPI 51-100	RPI 101-150	RPI 150+				
4- 14	0- 1	0- 0	OVERALL	0- 2	0- 2	4- 9				
3- 7	0- 1	0- 0	HOME	0- 1	0- 1	3- 4				
0- 7	0- 0	0- 0	AWAY	0- 1	0- 1	0- 5				
1- 0	0- 0	0- 0	NEUTRAL	0- 0	0- 0	1- 0				
3- 8	0- 1	0- 0	NON-CONFERENCE	0- 1	0- 1	3- 5				
2- 4	0- 1	0- 0	HOME	0- 0	0- 0	2- 3				
0- 4	0- 0	0- 0	AWAY	0- 1	0- 1	0- 2				
1- 0	0- 0	0- 0	NEUTRAL	0- 0	0- 0	1- 0				
1- 6	0- 0	0- 0	CONFERENCE	0- 1	0- 1	1- 4				
1- 3	0- 0	0- 0	HOME	0- 1	0- 1	1- 1				
0- 3	0- 0	0- 0	AWAY	0- 0	0- 0	0- 3				
0- 0	0- 0	0- 0	NEUTRAL	0- 0	0- 0	0- 0				

RPI	S	Opponent	Score	RPI	S	Opponent	Score	RPI	S	Opponent	Score	RPI	S	Opponent	Score	Team's RPI: 323
9	H	Maryland	41 114					55	A	Georgia Tech	28 69	122	A	UNC Greensboro	49 64	
								65	H	Troy	57 71	130	H	Louisiana	65 75	
												156	H	Toledo	48 74	
												173	A	Furman	55 62	
												199	A	Little Rock	46 66	
												210	A	UTEP	68 71	
												211	A	Arkansas St.	68 70	
												263	H	South Alabama	64 81	
												278	H	Alabama A&M	52 67	
												291	A	Ga. Southern	56 81	
												298	H	FIU	63 70	
												308	N	New Mexico St.	59 51	
												321	H	SIUE	74 73	
												346	H	La.-Monroe	68 52	
												349	H	South Carolina St.	77 52	
LAST 10 Division I																
291	A	Ga. Southern	56 81	346	H	La.-Monroe	68 52									
65	H	Troy	57 71	130	H	Louisiana	65 75									
263	H	South Alabama	64 81	321	H	SIUE	74 73									
199	A	Little Rock	46 66	349	H	South Carolina St.	77 52									
211	A	Arkansas St.	68 70	9	H	Maryland	41 114									

Non-Div I Games:

Georgia St.

■ Loss, 
■ Non-Conf, 
■ S Site, 
■ H Home 
■ A Away 
N Neutral

Average RPI Win:	145	WON-LOST	WINNING	LAST 10	STRENGTH OF	OPP. STRENGTH	TEAM	ADJ.	CONF.	ADJ CONF.
Average RPI Loss:	51	RECORD	PCT. RANK	GAMES	SCHEDULE	OF SCHEDULE	RPI	RPI	RPI	RPI
DIV. I ONLY	14- 6	62	6-4	91	6	55	55	5	5	
DIV. I NON-CONF.	9- 2	38	1-0	135	52	53	53	3	3	
TOTALS	RPI 1-25	RPI 26-50	W-L RECORDS	RPI 51-100	RPI 101-150	RPI 150+				
14- 6	1- 1	1- 2	OVERALL	4- 3	2- 0	6- 0				
8- 2	0- 0	1- 0	HOME	1- 2	1- 0	5- 0				
4- 2	1- 0	0- 1	AWAY	1- 1	1- 0	1- 0				
2- 2	0- 1	0- 1	NEUTRAL	2- 0	0- 0	0- 0				
9- 2	0- 1	0- 1	NON-CONFERENCE	3- 0	1- 0	5- 0				
5- 0	0- 0	0- 0	HOME	0- 0	1- 0	4- 0				
2- 0	0- 0	0- 0	AWAY	1- 0	0- 0	1- 0				
2- 2	0- 1	0- 1	NEUTRAL	2- 0	0- 0	0- 0				
5- 4	1- 0	1- 1	CONFERENCE	1- 3	1- 0	1- 0				
3- 2	0- 0	1- 0	HOME	1- 2	0- 0	1- 0				
2- 2	1- 0	0- 1	AWAY	0- 1	1- 0	0- 0				
0- 0	0- 0	0- 0	NEUTRAL	0- 0	0- 0	0- 0				

RPI 1-25				RPI 26-50				RPI 51-100				RPI 101+			
RPI	S	Opponent	Score	RPI	S	Opponent	Score	RPI	S	Opponent	Score	RPI	S	Opponent	Score
16	A	Florida St.	67 52	35	H	Virginia	61 51	58	H	North Carolina	60 67	114	A	Syracuse	82 64
17	N	Texas A&M	48 60	36	N	Rutgers	43 46	61	H	Miami (FL)	61 54	121	H	Wisconsin	60 41
				38	A	Duke	46 58	64	A	Wake Forest	60 65	159	H	Houston	69 38
								69	A	Georgia	73 40	171	H	Clemson	49 47
								76	N	Seton Hall	79 54	208	A	Kennesaw St.	63 47
								92	H	Boston College	48 55	242	H	ETSU	87 48
								100	N	Rice	54 52	323	H	Georgia St.	69 28
												336	H	Grambling	89 42
LAST 10 Division I															
38	A	Duke	46 58	16	A	Florida St.	67 52	64	A	Wake Forest	60 65	61	H	Miami (FL)	61 54
58	H	North Carolina	60 67	35	H	Virginia	61 51	54	N	Rice	54 52				
92	H	Boston College	48 55												
114	A	Syracuse	82 64												
171	H	Clemson	49 47												

Non-Div I Games:

Georgia Tech

## Gonzaga

Through Games Of Jan. 28, 2020

Average RPI Win:	138	WON-LOST	WINNING	LAST 10	STRENGTH OF	OPP. STRENGTH	TEAM	ADJ.	CONF.	ADJ CONF.
Average RPI Loss:	4	RECORD	PCT. RANK	GAMES	SCHEDULE	OF SCHEDULE	RPI	RPI	RPI	RPI
DIV. I ONLY	20- 1	1	10-0	59	62	10	10	11	11	
DIV. I NON-CONF.	11- 1	13	1-0	20	12	3	3	11	11	
TOTALS	RPI 1-25	RPI 26-50	W-L RECORDS	RPI 51-100	RPI 101-150	RPI 150+				
20- 1	1- 1	1- 0	OVERALL	5- 0	5- 0	8- 0				
10- 0	1- 0	0- 0	HOME	1- 0	3- 0	5- 0				
7- 1	0- 1	0- 0	AWAY	2- 0	2- 0	3- 0				
3- 0	0- 0	1- 0	NEUTRAL	2- 0	0- 0	0- 0				
11- 1	1- 1	1- 0	NON-CONFERENCE	4- 0	2- 0	3- 0				
5- 0	1- 0	0- 0	HOME	1- 0	1- 0	2- 0				
3- 1	0- 1	0- 0	AWAY	1- 0	1- 0	1- 0				
3- 0	0- 0	1- 0	NEUTRAL	2- 0	0- 0	0- 0				
9- 0	0- 0	0- 0	CONFERENCE	1- 0	3- 0	5- 0				
5- 0	0- 0	0- 0	HOME	0- 0	2- 0	3- 0				
4- 0	0- 0	0- 0	AWAY	1- 0	1- 0	2- 0				
0- 0	0- 0	0- 0	NEUTRAL	0- 0	0- 0	0- 0				

RPI	S	Opponent	Score	RPI	S	Opponent	Score	RPI	S	Opponent	Score	RPI	S	Opponent	Score
4	A	Stanford	70 76	29	N	Purdue	63 50	52	N	Middle Tenn.	62 50	105	H	Pacific	68 67
13	H	Missouri St.	64 52					79	N	Dayton	76 65	108	H	Texas Southern	80 45
								81	A	BYU	55 43	118	A	Montana St.	70 55
								83	A	Washington St.	76 53	124	H	Portland	62 57
								87	H	UT Martin	78 55	146	A	San Diego	57 42
												157	H	CSU Bakersfield	92 48
												167	A	Santa Clara	67 52
												175	H	Saint Mary's (CA)	74 49
												215	A	Wyoming	65 54
												232	A	San Francisco	69 46
												247	H	LMU (CA)	78 52
												249	H	Pepperdine	70 36
												295	H	Eastern Wash.	84 44
LAST 10 Division I															
247	H	LMU (CA)	78 52	175	H	Saint Mary's (CA)	74 49								
249	H	Pepperdine	70 36	146	A	San Diego	57 42								
232	A	San Francisco	69 46	81	A	BYU	55 43								
167	A	Santa Clara	67 52	124	H	Portland	62 57								
105	H	Pacific	68 67	13	H	Missouri St.	64 52								

Non-Div I Games:

Gonzaga

■ Loss, 
 ■ Non-Conf, S Site, 
 ■ Home 
 ■ Away 
 N Neutral

## Grambling

Through Games Of Jan. 28, 2020

Average RPI Win:	278	WON-LOST	WINNING	LAST 10	STRENGTH OF	OPP. STRENGTH	TEAM	ADJ.	CONF.	ADJ CONF.
Average RPI Loss:	188	RECORD	PCT. RANK	GAMES	SCHEDULE	OF SCHEDULE	RPI	RPI	RPI	RPI
DIV. I ONLY	1- 16	344	1-9	222	266	336	336	31	31	
DIV. I NON-CONF.	0- 10	338	0-3	88	179	314	314	30	30	
TOTALS	RPI 1-25	RPI 26-50	W-L RECORDS	RPI 51-100	RPI 101-150	RPI 150+				
1- 16	0- 2	0- 0	OVERALL	0- 1	0- 3	1- 10				
1- 5	0- 0	0- 0	HOME	0- 0	0- 3	1- 2				
0- 10	0- 2	0- 0	AWAY	0- 1	0- 0	0- 7				
0- 1	0- 0	0- 0	NEUTRAL	0- 0	0- 0	0- 1				
0- 10	0- 2	0- 0	NON-CONFERENCE	0- 1	0- 2	0- 5				
0- 2	0- 0	0- 0	HOME	0- 0	0- 2	0- 0				
0- 7	0- 2	0- 0	AWAY	0- 1	0- 0	0- 4				
0- 1	0- 0	0- 0	NEUTRAL	0- 0	0- 0	0- 1				
1- 6	0- 0	0- 0	CONFERENCE	0- 0	0- 1	1- 5				
1- 3	0- 0	0- 0	HOME	0- 0	0- 1	1- 2				
0- 3	0- 0	0- 0	AWAY	0- 0	0- 0	0- 3				
0- 0	0- 0	0- 0	NEUTRAL	0- 0	0- 0	0- 0				

RPI 1-25				RPI 26-50				RPI 51-100				RPI 101+ Team's RPI: 336			
RPI	S	Opponent	Score	RPI	S	Opponent	Score	RPI	S	Opponent	Score	RPI	S	Opponent	Score
8	A	Baylor	46 120					55	A	Georgia Tech	42 89	101	H	UT Arlington	54 88
20	A	Kentucky	35 81									108	H	Texas Southern	85 89
												128	H	Florida	65 72
												164	A	Wichita St.	65 77
												165	A	Jackson St.	46 61
												179	N	Binghamton	67 88
												241	A	Southern U.	57 81
												252	A	Louisiana Tech	66 70
												278	H	Alabama A&M	69 59
												298	A	FIU	55 56
												306	H	Prairie View	54 67
												318	A	Alcorn	54 80
												328	H	Alabama St.	59 73
												343	A	Northwestern St.	61 65
LAST 10 Division I															
165	A	Jackson St.	46 61	328	H	Alabama St.	59 73								
108	H	Texas Southern	85 89	278	H	Alabama A&M	69 59								
306	H	Prairie View	54 67	164	A	Wichita St.	65 77								
318	A	Alcorn	54 80	179	N	Binghamton	67 88								
241	A	Southern U.	57 81	298	A	FIU	55 56								

Non-Div I Games: Centenary (LA) 106 42

Grambling

■ Loss, 
 ■ Non-Conf, 
 ■ S Site, 
 ■ H Home 
 ■ A Away 
 N Neutral

## Grand Canyon

Through Games Of Jan. 28, 2020

Average RPI Win:	282	WON-LOST	WINNING	LAST 10	STRENGTH OF	OPP. STRENGTH	TEAM	ADJ.	CONF.	ADJ CONF.
Average RPI Loss:	181	RECORD	PCT. RANK	GAMES	SCHEDULE	OF SCHEDULE	RPI	RPI	RPI	RPI
DIV. I ONLY	7- 8	201	6-4	256	338	255	255	32	32	
DIV. I NON-CONF.	3- 6	235	2-2	158	299	276	276	32	32	
TOTALS	RPI 1-25	RPI 26-50	W-L RECORDS	RPI 51-100	RPI 101-150	RPI 150+				
7- 8	0- 0	0- 0	OVERALL	0- 0	0- 2	7- 6				
4- 4	0- 0	0- 0	HOME	0- 0	0- 0	4- 4				
3- 4	0- 0	0- 0	AWAY	0- 0	0- 2	3- 2				
0- 0	0- 0	0- 0	NEUTRAL	0- 0	0- 0	0- 0				
3- 6	0- 0	0- 0	NON-CONFERENCE	0- 0	0- 2	3- 4				
3- 2	0- 0	0- 0	HOME	0- 0	0- 0	3- 2				
0- 4	0- 0	0- 0	AWAY	0- 0	0- 2	0- 2				
0- 0	0- 0	0- 0	NEUTRAL	0- 0	0- 0	0- 0				
4- 2	0- 0	0- 0	CONFERENCE	0- 0	0- 0	4- 2				
1- 2	0- 0	0- 0	HOME	0- 0	0- 0	1- 2				
3- 0	0- 0	0- 0	AWAY	0- 0	0- 0	3- 0				
0- 0	0- 0	0- 0	NEUTRAL	0- 0	0- 0	0- 0				

RPI 1-25				RPI 26-50				RPI 51-100				RPI 101+ Team's RPI: 255			
RPI	S	Opponent	Score	RPI	S	Opponent	Score	RPI	S	Opponent	Score	RPI	S	Opponent	Score
												124	A	Portland	41 73
												127	A	California	53 72
												157	H	CSU Bakersfield	54 59
												186	A	Portland St.	46 69
												188	H	UNLV	53 51
												192	A	Montana	67 72
												196	H	North Dakota	76 78
												218	H	Southern Utah	69 65
												230	H	UMKC	53 74
												239	H	Cal St. Fullerton	70 80
												269	H	UC Santa Barbara	58 57
												297	A	California Baptist	62 58
												326	A	Utah Valley	66 59
												331	A	Seattle U	56 48
												348	H	Chicago St.	69 49
LAST 10 Division I															
				326	A	Utah Valley	66 59					157	H	CSU Bakersfield	54 59
				331	A	Seattle U	56 48					127	A	California	53 72
				230	H	UMKC	53 74					269	H	UC Santa Barbara	58 57
				348	H	Chicago St.	69 49					188	H	UNLV	53 51
				297	A	California Baptist	62 58					124	A	Portland	41 73

Non-Div I Games: Benedictine Mesa 72 53 Whittier 77 41

Grand Canyon

■ Loss, 
 ■ Non-Conf, 
 ■ S Site, 
 ■ H Home 
 ■ A Away 
 N Neutral



Average RPI Win:	215	WON-LOST	WINNING	LAST 10	STRENGTH OF	OPP. STRENGTH	TEAM	ADJ.	CONF.	ADJ CONF.
Average RPI Loss:	101	RECORD	PCT. RANK	GAMES	SCHEDULE	OF SCHEDULE	RPI	RPI	RPI	RPI
DIV. I ONLY	11- 10	173	6-4	112	144	144	144	21	21	
DIV. I NON-CONF.	5- 7	205	0-1	43	29	112	112	18	18	
TOTALS	RPI 1-25	RPI 26-50	W-L RECORDS	RPI 51-100	RPI 101-150	RPI 150+				
11- 10	1- 2	0- 2	OVERALL	0- 3	2- 1	8- 2				
4- 6	0- 1	0- 2	HOME	0- 2	1- 1	3- 0				
5- 3	1- 0	0- 0	AWAY	0- 1	0- 0	4- 2				
2- 1	0- 1	0- 0	NEUTRAL	0- 0	1- 0	1- 0				
5- 7	1- 2	0- 2	NON-CONFERENCE	0- 2	2- 0	2- 1				
1- 4	0- 1	0- 2	HOME	0- 1	1- 0	0- 0				
2- 2	1- 0	0- 0	AWAY	0- 1	0- 0	1- 1				
2- 1	0- 1	0- 0	NEUTRAL	0- 0	1- 0	1- 0				
6- 3	0- 0	0- 0	CONFERENCE	0- 1	0- 1	6- 1				
3- 2	0- 0	0- 0	HOME	0- 1	0- 1	3- 0				
3- 1	0- 0	0- 0	AWAY	0- 0	0- 0	3- 1				
0- 0	0- 0	0- 0	NEUTRAL	0- 0	0- 0	0- 0				

RPI 1-25				RPI 26-50				RPI 51-100				RPI 101+				Team's RPI: 144	
RPI	S	Opponent	Score	RPI	S	Opponent	Score	RPI	S	Opponent	Score	RPI	S	Opponent	Score		
11	N	Mississippi St.	58 83	37	H	Marquette	47 60	62	H	IUPUI	42 54	114	N	Syracuse	79 73		
19	H	DePaul	65 76	49	H	South Dakota	60 66	73	A	Marist	60 72	143	H	Wright St.	58 70		
21	A	Central Mich.	111 105					90	H	South Dakota St.	55 60	145	H	Missouri	72 64		
												190	N	Bowling Green	73 54		
												195	A	Cleveland St.	74 54		
												207	A	Youngstown St.	70 63		
												231	H	Northern Ky.	65 44		
												254	A	Maine	60 61		
												265	H	Milwaukee	61 48		
												272	A	Oakland	88 93		
												312	A	Detroit Mercy	65 48		
												338	H	UIC	73 36		
												348	A	Chicago St.	102 46		
LAST 10 Division I																	
				195	A	Cleveland St.	74 54					272	A	Oakland	88 93		
				207	A	Youngstown St.	70 63					265	H	Milwaukee	61 48		
				338	H	UIC	73 36					143	H	Wright St.	58 70		
				62	H	IUPUI	42 54					231	H	Northern Ky.	65 44		
				312	A	Detroit Mercy	65 48					90	H	South Dakota St.	55 60		

Non-Div I Games:

Green Bay

■ Loss, 
 ■ Non-Conf, 
 ■ S Site, 
 ■ H Home 
 ■ A Away 
 N Neutral

Average RPI Win:	235	WON-LOST	WINNING	LAST 10	STRENGTH OF	OPP. STRENGTH	TEAM	ADJ.	CONF.	ADJ CONF.
Average RPI Loss:	158	RECORD	PCT. RANK	GAMES	SCHEDULE	OF SCHEDULE	RPI	RPI	RPI	RPI
DIV. I ONLY	11- 8	131	7-3	203	276	180	180	26	26	
DIV. I NON-CONF.	4- 5	195	0	109	102	142	142	27	27	
TOTALS	RPI 1-25	RPI 26-50	W-L RECORDS	RPI 51-100	RPI 101-150	RPI 150+				
11- 8	0- 0	0- 1	OVERALL	1- 0	1- 2	9- 5				
5- 5	0- 0	0- 0	HOME	0- 0	0- 2	5- 3				
4- 3	0- 0	0- 1	AWAY	1- 0	0- 0	3- 2				
2- 0	0- 0	0- 0	NEUTRAL	0- 0	1- 0	1- 0				
4- 5	0- 0	0- 1	NON-CONFERENCE	1- 0	1- 1	2- 3				
0- 3	0- 0	0- 0	HOME	0- 0	0- 1	0- 2				
2- 2	0- 0	0- 1	AWAY	1- 0	0- 0	1- 1				
2- 0	0- 0	0- 0	NEUTRAL	0- 0	1- 0	1- 0				
7- 3	0- 0	0- 0	CONFERENCE	0- 0	0- 1	7- 2				
5- 2	0- 0	0- 0	HOME	0- 0	0- 1	5- 1				
2- 1	0- 0	0- 0	AWAY	0- 0	0- 0	2- 1				
0- 0	0- 0	0- 0	NEUTRAL	0- 0	0- 0	0- 0				

RPI 1-25			RPI 26-50			RPI 51-100			RPI 101+ Team's RPI: 180		
RPI	S	Opponent	Score	RPI	S	Opponent	Score	RPI	S	Opponent	Score
				31	A	Old Dominion	38 75	63	A	Alabama	64 61
								112	H	Liberty	59 83
								116	N	Richmond	69 65
								126	H	Campbell	31 68
								166	H	Fla. Atlantic	63 64
								173	A	Furman	65 70
								182	H	Norfolk St.	56 77
								216	H	High Point	77 81
								225	H	UNC Asheville	68 59
								227	H	Gardner-Webb	63 58
								235	A	Chattanooga	84 55
								237	H	Radford	51 48
								238	N	Mt. St. Mary's	68 60
								260	A	Winthrop	66 72
								270	H	Longwood	72 55
								296	A	Presbyterian	71 42
								340	H	USC Upstate	60 40
								341	A	Charleston So.	64 59
LAST 10 Division I											
270	H	Longwood	72 55	237	H	Radford	51 48				
216	H	High Point	77 81	296	A	Presbyterian	71 42				
341	A	Charleston So.	64 59	227	H	Gardner-Webb	63 58				
340	H	USC Upstate	60 40	225	H	UNC Asheville	68 59				
126	H	Campbell	31 68	260	A	Winthrop	66 72				

Non-Div I Games:

Hampton

## Hartford

Through Games Of Jan. 28, 2020

Average RPI Win:	0	WON-LOST	WINNING	LAST 10	STRENGTH OF	OPP. STRENGTH	TEAM	ADJ.	CONF.	ADJ CONF.
Average RPI Loss:	201	RECORD	PCT. RANK	GAMES	SCHEDULE	OF SCHEDULE	RPI	RPI	RPI	RPI
DIV. I ONLY	0- 20	349	0-10	250	299	345	345	28	28	
DIV. I NON-CONF.	0- 13	338	0-3	220	267	339	339	28	28	
TOTALS	RPI 1-25	RPI 26-50	W-L RECORDS	RPI 51-100	RPI 101-150	RPI 150+				
0- 20	0- 1	0- 0	OVERALL	0- 2	0- 5	0- 12				
0- 9	0- 0	0- 0	HOME	0- 0	0- 1	0- 8				
0- 11	0- 1	0- 0	AWAY	0- 2	0- 4	0- 4				
0- 0	0- 0	0- 0	NEUTRAL	0- 0	0- 0	0- 0				
0- 13	0- 1	0- 0	NON-CONFERENCE	0- 1	0- 5	0- 6				
0- 6	0- 0	0- 0	HOME	0- 0	0- 1	0- 5				
0- 7	0- 1	0- 0	AWAY	0- 1	0- 4	0- 1				
0- 0	0- 0	0- 0	NEUTRAL	0- 0	0- 0	0- 0				
0- 7	0- 0	0- 0	CONFERENCE	0- 1	0- 0	0- 6				
0- 3	0- 0	0- 0	HOME	0- 0	0- 0	0- 3				
0- 4	0- 0	0- 0	AWAY	0- 1	0- 0	0- 3				
0- 0	0- 0	0- 0	NEUTRAL	0- 0	0- 0	0- 0				

RPI	S	Opponent	Score	RPI	S	Opponent	Score	RPI	S	Opponent	Score	RPI	S	Opponent	Score	Team's RPI: 345
22	A	Princeton	42 73					94	A	Stony Brook	55 66	120	A	Penn	46 74	
								96	A	Michigan St.	34 79	134	H	Providence	57 75	
												136	A	Northeastern	47 60	
												142	A	Harvard	44 53	
												148	A	Massachusetts	48 74	
												155	A	William & Mary	44 61	
												168	H	Rhode Island	56 68	
												183	H	Quinnipiac	50 87	
												219	H	UMass Lowell	63 68	
												254	A	Maine	73 87	
												281	A	New Hampshire	71 72	
												282	H	Vermont	53 63	
												303	A	UMBC	54 61	
												304	H	Hofstra	41 43	
												313	H	Albany (NY)	63 68	
												330	H	NJIT	52 61	
												344	H	Central Conn. St.	54 61	
LAST 10 Division I																
313	H	Albany (NY)	63 68	281	A	New Hampshire	71 72									
303	A	UMBC	54 61	254	A	Maine	73 87									
282	H	Vermont	53 63	183	H	Quinnipiac	50 87									
94	A	Stony Brook	55 66	344	H	Central Conn. St.	54 61									
219	H	UMass Lowell	63 68	136	A	Northeastern	47 60									

Non-Div I Games:

Hartford

■ Loss, 
 ■ Non-Conf, S Site, 
 ■ Home 
 ■ Away 
 N Neutral

HarvardH  
a  
r  
v  
a  
r  
d

Harvard

Page 108

Average RPI Win:	219	WON-LOST	WINNING	LAST 10	STRENGTH OF	OPP. STRENGTH	TEAM	ADJ.	CONF.	ADJ CONF.
Average RPI Loss:	154	RECORD	PCT. RANK	GAMES	SCHEDULE	OF SCHEDULE	RPI	RPI	RPI	RPI
DIV. I ONLY	8- 10	206	4-6	143	205	185	185	27	27	
DIV. I NON-CONF.	5- 7	205	1-3	85	121	166	166	26	26	
TOTALS	RPI 1-25	RPI 26-50	W-L RECORDS	RPI 51-100	RPI 101-150	RPI 150+				
8- 10	0- 2	1- 0	OVERALL	0- 1	1- 2	6- 5				
5- 4	0- 1	1- 0	HOME	0- 0	0- 2	4- 1				
3- 6	0- 1	0- 0	AWAY	0- 1	1- 0	2- 4				
0- 0	0- 0	0- 0	NEUTRAL	0- 0	0- 0	0- 0				
5- 7	0- 2	1- 0	NON-CONFERENCE	0- 1	1- 2	3- 2				
3- 4	0- 1	1- 0	HOME	0- 0	0- 2	2- 1				
2- 3	0- 1	0- 0	AWAY	0- 1	1- 0	1- 1				
0- 0	0- 0	0- 0	NEUTRAL	0- 0	0- 0	0- 0				
3- 3	0- 0	0- 0	CONFERENCE	0- 0	0- 0	3- 3				
2- 0	0- 0	0- 0	HOME	0- 0	0- 0	2- 0				
1- 3	0- 0	0- 0	AWAY	0- 0	0- 0	1- 3				
0- 0	0- 0	0- 0	NEUTRAL	0- 0	0- 0	0- 0				

RPI 1-25				RPI 26-50				RPI 51-100				RPI 101+ Team's RPI: 185			
RPI	S	Opponent	Score	RPI	S	Opponent	Score	RPI	S	Opponent	Score	RPI	S	Opponent	Score
14	A	Oregon St.	32 64	30	H	Texas	73 60	97	A	Idaho	52 67	106	A	Washington	62 50
18	H	NC State	59 68									108	H	Texas Southern	57 74
												120	H	Penn	55 70
												191	A	UC Davis	49 62
												236	H	North Texas	60 66
												239	H	Cal St. Fullerton	79 72
												247	A	LMU (CA)	51 65
												249	A	Pepperdine	52 51
												250	A	CSUN	54 58
												262	A	Long Beach St.	55 62
												267	H	San Diego St.	61 58
												279	A	UC Riverside	65 59
												279	H	UC Riverside	80 57
												302	H	UTSA	62 50
LAST 10 Division I															
279	A	UC Riverside	65 59	250	A	CSUN	54 58								
262	A	Long Beach St.	55 62	120	H	Penn	55 70								
239	H	Cal St. Fullerton	79 72	97	A	Idaho	52 67								
279	H	UC Riverside	80 57	106	A	Washington	62 50								
191	A	UC Davis	49 62	14	A	Oregon St.	32 64								

Non-Div I Games: Hope Int'l 86 49

Hawaii





















































■ Loss, 
■ Non-Conf, S Site, 
■ Home 
■ Away 
N Neutral

RPI 1-25				RPI 26-50				RPI 51-100				RPI 101+				Team's RPI: 216	
RPI	S	Opponent	Score	RPI	S	Opponent	Score	RPI	S	Opponent	Score	RPI	S	Opponent	Score		
				38	A	Duke	57 93	91	A	Butler	52 74	102	H	Davidson	63 73		
												122	A	UNC Greensboro	70 82		
												126	A	Campbell	36 73		
												180	A	Hampton	81 77		
												182	A	Norfolk St.	58 72		
												197	A	American	48 56		
												225	A	UNC Asheville	60 76		
												227	A	Gardner-Webb	57 70		
												237	H	Radford	68 58		
												242	H	ETSU	80 62		
												245	H	Col. of Charleston	70 79		
												260	A	Winthrop	63 69		
												270	A	Longwood	76 69		
												296	H	Presbyterian	60 55		
												325	A	N.C. Central	78 58		
												340	H	USC Upstate	85 46		
												341	A	Charleston So.	84 70		
LAST 10 Division I																	
				227	A	Gardner-Webb	57 70	225	A	UNC Asheville	60 76						
				180	A	Hampton	81 77	237	H	Radford	68 58						
				296	H	Presbyterian	60 55	340	H	USC Upstate	85 46						
				270	A	Longwood	76 69	260	A	Winthrop	63 69						
				341	A	Charleston So.	84 70	126	A	Campbell	36 73						

## High Point

Page 110

Average RPI Win: <b>244</b>	WON-LOST	WINNING	LAST 10	STRENGTH OF	OPP. STRENGTH	TEAM	ADJ.	CONF.	ADJ CONF.
Average RPI Loss: <b>177</b>	RECORD	PCT. RANK	GAMES	SCHEDULE	OF SCHEDULE	RPI	RPI	RPI	RPI
DIV. I ONLY	3- 15	322	1-9	158	331	304	304	14	14
DIV. I NON-CONF.	3- 8	268	1-2	213	349	306	306	14	14
TOTALS	RPI 1-25	RPI 26-50	W-L RECORDS	RPI 51-100	RPI 101-150	RPI 150+			
3- 15	0- 0	0- 1	OVERALL	0- 2	1- 1	2- 11			
2- 5	0- 0	0- 0	HOME	0- 1	1- 0	1- 4			
1- 8	0- 0	0- 1	AWAY	0- 1	0- 1	1- 5			
0- 2	0- 0	0- 0	NEUTRAL	0- 0	0- 0	0- 2			
3- 8	0- 0	0- 0	NON-CONFERENCE	0- 1	1- 0	2- 7			
2- 3	0- 0	0- 0	HOME	0- 1	1- 0	1- 2			
1- 3	0- 0	0- 0	AWAY	0- 0	0- 0	1- 3			
0- 2	0- 0	0- 0	NEUTRAL	0- 0	0- 0	0- 2			
0- 7	0- 0	0- 1	CONFERENCE	0- 1	0- 1	0- 4			
0- 2	0- 0	0- 0	HOME	0- 0	0- 0	0- 2			
0- 5	0- 0	0- 1	AWAY	0- 1	0- 1	0- 2			
0- 0	0- 0	0- 0	NEUTRAL	0- 0	0- 0	0- 0			

RPI S	Opponent	Score	RPI S	Opponent	Score	RPI S	Opponent	Score	RPI S	Opponent	Score	Team's RPI: 304
			45  James Madison	50  <b>92</b>		70  Drexel	54  <b>74</b>		126  Campbell	58  <b>55</b>		
						94  Stony Brook	38  <b>81</b>		136  Northeastern	51  <b>74</b>		
									152  Elon	56  <b>69</b>		
									155  William & Mary	53  <b>66</b>		
									159 N Houston	44  <b>54</b>		
									161 N Samford	45  <b>65</b>		
									177  Towson	71  <b>84</b>		
									195  Cleveland St.	51  <b>61</b>		
									229  Delaware	59  <b>80</b>		
									233  Fairfield	64  <b>73</b>		
									240  Howard	64  <b>73</b>		
									261  Morgan St.	51  <b>39</b>		
									266  Sacred Heart	44  <b>71</b>		
									345  Hartford	43  <b>41</b>		
									347  LIU Brooklyn	46  <b>85</b>		
LAST 10 Division I												
177  Towson	71  <b>84</b>	229  Delaware	59  <b>80</b>									
45  James Madison	50  <b>92</b>	136  Northeastern	51  <b>74</b>									
152  Elon	56  <b>69</b>	161 N Samford	45  <b>65</b>									
155  William & Mary	53  <b>66</b>	159 N Houston	44  <b>54</b>									
70  Drexel	54  <b>74</b>	126  Campbell	58  <b>55</b>									

Non-Div I Games:

Hofstra

# Holy Cross

Through Games Of Jan. 28, 2020

Average RPI Win:	223	WON-LOST	WINNING	LAST 10	STRENGTH OF	OPP. STRENGTH	TEAM	ADJ.	CONF.	ADJ CONF.
Average RPI Loss:	157	RECORD	PCT. RANK	GAMES	SCHEDULE	OF SCHEDULE	RPI	RPI	RPI	RPI
DIV. I ONLY	12- 7	99	6-4	238	200	119	119	15	15	
DIV. I NON-CONF.	7- 4	100	1-1	238	239	106	106	16	16	
TOTALS	RPI 1-25	RPI 26-50	W-L RECORDS	RPI 51-100	RPI 101-150	RPI 150+				
12- 7	0- 0	0- 0	OVERALL	1- 2	1- 2	10- 3				
6- 1	0- 0	0- 0	HOME	1- 1	0- 0	5- 0				
6- 6	0- 0	0- 0	AWAY	0- 1	1- 2	5- 3				
0- 0	0- 0	0- 0	NEUTRAL	0- 0	0- 0	0- 0				
7- 4	0- 0	0- 0	NON-CONFERENCE	1- 1	0- 2	6- 1				
4- 0	0- 0	0- 0	HOME	1- 0	0- 0	3- 0				
3- 4	0- 0	0- 0	AWAY	0- 1	0- 2	3- 1				
0- 0	0- 0	0- 0	NEUTRAL	0- 0	0- 0	0- 0				
5- 3	0- 0	0- 0	CONFERENCE	0- 1	1- 0	4- 2				
2- 1	0- 0	0- 0	HOME	0- 1	0- 0	2- 0				
3- 2	0- 0	0- 0	AWAY	0- 0	1- 0	2- 2				
0- 0	0- 0	0- 0	NEUTRAL	0- 0	0- 0	0- 0				

RPI S	Opponent	Score	RPI S	Opponent	Score	RPI S	Opponent	Score	RPI S	Opponent	Score	Team's RPI: 119
						60	H Bucknell	40 51	117	A Lehigh	74 57	
						80	A North Florida	60 80	147	A Illinois	75 78	
						92	H Boston College	80 71	148	A Massachusetts	72 75	
									168	A Rhode Island	58 73	
									169	H Merrimack	68 42	
									197	H American	72 59	
									201	H Lafayette	57 56	
									202	A Boston U.	70 76	
									226	A Brown	83 71	
									257	A Stetson	75 63	
									266	A Sacred Heart	65 52	
									274	A Loyola Maryland	64 56	
									276	A Navy	58 49	
									281	H New Hampshire	82 61	
									293	A Army West Point	48 61	
									314	H Bryant	87 75	
LAST 10 Division I												
			202	A Boston U.	70 76	201	H Lafayette	57 56				
			117	A Lehigh	74 57	276	A Navy	58 49				
			197	H American	72 59	274	A Loyola Maryland	64 56				
			293	A Army West Point	48 61	257	A Stetson	75 63				
			60	H Bucknell	40 51	80	A North Florida	60 80				

Non-Div I Games:

Holy Cross

Loss, Non-Conf, S Site, H Home A Away N Neutral



Average RPI Win:	227	WON-LOST	WINNING	LAST 10	STRENGTH OF	OPP. STRENGTH	TEAM	ADJ.	CONF.	ADJ CONF.
Average RPI Loss:	91	RECORD	PCT. RANK	GAMES	SCHEDULE	OF SCHEDULE	RPI	RPI	RPI	RPI
DIV. I ONLY	10- 10	175	5-5	114	101	159	159	9	9	
DIV. I NON-CONF.	7- 7	164	2-2	169	116	177	177	9	9	
TOTALS	RPI 1-25	RPI 26-50	W-L RECORDS	RPI 51-100	RPI 101-150	RPI 150+				
10- 10	0- 2	1- 1	OVERALL	0- 2	0- 3	9- 2				
8- 2	0- 0	1- 1	HOME	0- 1	0- 0	7- 0				
0- 6	0- 2	0- 0	AWAY	0- 1	0- 2	0- 1				
2- 2	0- 0	0- 0	NEUTRAL	0- 0	0- 1	2- 1				
7- 7	0- 1	1- 1	NON-CONFERENCE	0- 1	0- 2	6- 2				
5- 1	0- 0	1- 1	HOME	0- 0	0- 0	4- 0				
0- 4	0- 1	0- 0	AWAY	0- 1	0- 1	0- 1				
2- 2	0- 0	0- 0	NEUTRAL	0- 0	0- 1	2- 1				
3- 3	0- 1	0- 0	CONFERENCE	0- 1	0- 1	3- 0				
3- 1	0- 0	0- 0	HOME	0- 1	0- 0	3- 0				
0- 2	0- 1	0- 0	AWAY	0- 0	0- 1	0- 0				
0- 0	0- 0	0- 0	NEUTRAL	0- 0	0- 0	0- 0				

RPI 1-25				RPI 26-50				RPI 51-100				RPI 101+ Team's RPI: 159			
RPI	S	Opponent	Score	RPI	S	Opponent	Score	RPI	S	Opponent	Score	RPI	S	Opponent	Score
7	A	UConn	51 91	32	H	FGCU	45 57	55	A	Georgia Tech	38 69	104	A	Cincinnati	66 85
17	A	Texas A&M	43 72	46	H	Oklahoma	85 69	57	H	Temple	58 61	114	N	Syracuse	62 87
												115	A	Fordham	54 63
												164	H	Wichita St.	64 56
												178	A	New Mexico	71 81
												181	H	Memphis	75 65
												198	H	Southern Miss.	75 60
												232	N	San Francisco	57 80
												234	H	Southeastern La.	78 65
												252	H	Louisiana Tech	67 53
												268	H	East Carolina	72 63
												297	N	California Baptist	96 75
												304	N	Hofstra	54 44
												329	H	Houston Baptist	82 60
LAST 10 Division I															
164	H	Wichita St.	64 56	181	H	Memphis	75 65								
104	A	Cincinnati	66 85	115	A	Fordham	54 63								
268	H	East Carolina	72 63	304	N	Hofstra	54 44								
7	A	UConn	51 91	198	H	Southern Miss.	75 60								
57	H	Temple	58 61	17	A	Texas A&M	43 72								

Non-Div I Games:

Houston

■ Loss, 
 ■ Non-Conf, 
 S Site, 
 ■ Home 
 ■ Away 
 N Neutral

## Houston Baptist

Through Games Of Jan. 28, 2020

Average RPI Win:	299	WON-LOST	WINNING	LAST 10	STRENGTH OF	OPP. STRENGTH	TEAM	ADJ.	CONF.	ADJ CONF.
Average RPI Loss:	200	RECORD	PCT. RANK	GAMES	SCHEDULE	OF SCHEDULE	RPI	RPI	RPI	RPI
DIV. I ONLY	2- 13	332	1-9	295	284	329	329	23	23	
DIV. I NON-CONF.	2- 5	259	1-1	143	271	194	194	20	20	
TOTALS	RPI 1-25	RPI 26-50	W-L RECORDS	RPI 51-100	RPI 101-150	RPI 150+				
2- 13	0- 1	0- 0	OVERALL	0- 0	0- 1	2- 11				
0- 5	0- 0	0- 0	HOME	0- 0	0- 1	0- 4				
2- 8	0- 1	0- 0	AWAY	0- 0	0- 0	2- 7				
0- 0	0- 0	0- 0	NEUTRAL	0- 0	0- 0	0- 0				
2- 5	0- 1	0- 0	NON-CONFERENCE	0- 0	0- 0	2- 4				
0- 1	0- 0	0- 0	HOME	0- 0	0- 0	0- 1				
2- 4	0- 1	0- 0	AWAY	0- 0	0- 0	2- 3				
0- 0	0- 0	0- 0	NEUTRAL	0- 0	0- 0	0- 0				
0- 8	0- 0	0- 0	CONFERENCE	0- 0	0- 1	0- 7				
0- 4	0- 0	0- 0	HOME	0- 0	0- 1	0- 3				
0- 4	0- 0	0- 0	AWAY	0- 0	0- 0	0- 4				
0- 0	0- 0	0- 0	NEUTRAL	0- 0	0- 0	0- 0				

RPI 1-25				RPI 26-50				RPI 51-100				RPI 101+ Team's RPI: 329			
RPI	S	Opponent	Score	RPI	S	Opponent	Score	RPI	S	Opponent	Score	RPI	S	Opponent	Score
8	A	Baylor	42 112									140	H	SFA	42 59
												154	A	Texas Tech	51 59
												159	A	Houston	60 82
												163	H	Sam Houston St.	69 97
												164	A	Wichita St.	42 59
												200	H	Northern Ariz.	62 79
												206	A	Central Ark.	39 63
												217	A	Lamar University	53 60
												234	H	Southeastern La.	59 69
												252	A	Oral Roberts	74 73
												294	H	Nicholls St.	78 84
												319	A	McNeese	72 88
												343	A	Northwestern St.	60 69
												346	A	La.-Monroe	72 65
LAST 10 Division I															
319	A	McNeese	72 88	206	A	Central Ark.	39 63								
294	H	Nicholls St.	78 84	234	H	Southeastern La.	59 69								
163	H	Sam Houston St.	69 97	140	H	SFA	42 59								
217	A	Lamar University	53 60	154	A	Texas Tech	51 59								
343	A	Northwestern St.	60 69	346	A	La.-Monroe	72 65								

Non-Div I Games: LSU-Shreveport 67 44 Paul Quinn 63 34

Houston Baptist

Loss, Non-Conf, S Site, H Home A Away N Neutral

Average RPI Win: <b>302</b>	WON-LOST	WINNING	LAST 10	STRENGTH OF	OPP. STRENGTH	TEAM	ADJ.	CONF.	ADJ CONF.
Average RPI Loss: <b>135</b>	RECORD	PCT. RANK	GAMES	SCHEDULE	OF SCHEDULE	RPI	RPI	RPI	RPI
DIV. I ONLY	12- 8	116	6-4	344	287	240	240	30	30
DIV. I NON-CONF.	8- 5	117	2-1	301	231	179	179	31	31
TOTALS	RPI 1-25	RPI 26-50	W-L RECORDS	RPI 51-100	RPI 101-150	RPI 150+			
12- 8	0- 0	0- 0	OVERALL	0- 3	0- 1	12- 4			
5- 3	0- 0	0- 0	HOME	0- 0	0- 0	5- 3			
7- 3	0- 0	0- 0	AWAY	0- 2	0- 0	7- 1			
0- 2	0- 0	0- 0	NEUTRAL	0- 1	0- 1	0- 0			
8- 5	0- 0	0- 0	NON-CONFERENCE	0- 3	0- 1	8- 1			
3- 1	0- 0	0- 0	HOME	0- 0	0- 0	3- 1			
5- 2	0- 0	0- 0	AWAY	0- 2	0- 0	5- 0			
0- 2	0- 0	0- 0	NEUTRAL	0- 1	0- 1	0- 0			
4- 3	0- 0	0- 0	CONFERENCE	0- 0	0- 0	4- 3			
2- 2	0- 0	0- 0	HOME	0- 0	0- 0	2- 2			
2- 1	0- 0	0- 0	AWAY	0- 0	0- 0	2- 1			
0- 0	0- 0	0- 0	NEUTRAL	0- 0	0- 0	0- 0			

RPI S	Opponent	Score	RPI S	Opponent	Score	RPI S	Opponent	Score	RPI S	Opponent	Score	Team's RPI: 240
						51	A Tennessee	38 88	106	N Washington	58 75	
						60	N Bucknell	60 70	151	H Bethune-Cookman	59 75	
						78	A South Fla.	53 82	182	H Norfolk St.	80 83	
									193	H La Salle	62 78	
									213	A George Mason	86 75	
									228	H Niagara	91 42	
									261	A Morgan St.	67 74	
									268	A East Carolina	67 51	
									274	A Loyola Maryland	75 69	
									303	A UMBC	72 61	
									304	A Hofstra	73 64	
									327	A UMES	79 58	
									332	H Fairleigh Dickinson	64 56	
									334	H Saint Peter's	92 80	
									342	A Coppin St.	66 54	
									349	H South Carolina St.	78 47	
									350	H Florida A&M	72 58	
LAST 10 Division I												
			342	A Coppin St.	66 54		151	H Bethune-Cookman	59 75			
			350	H Florida A&M	72 58		327	A UMES	79 58			
			261	A Morgan St.	67 74		51	A Tennessee	38 88			
			349	H South Carolina St.	78 47		213	A George Mason	86 75			
			182	H Norfolk St.	80 83		268	A East Carolina	67 51			

Non-Div I Games:

Howard

I  
U  
P  
U  
I

I  
U  
P  
U  
I

IUPUI

Page 116

## Idaho

Through Games Of Jan. 28, 2020

Average RPI Win:	228	WON-LOST	WINNING	LAST 10	STRENGTH OF	OPP. STRENGTH	TEAM	ADJ.	CONF.	ADJ CONF.
Average RPI Loss:	111	RECORD	PCT. RANK	GAMES	SCHEDULE	OF SCHEDULE	RPI	RPI	RPI	RPI
DIV. I ONLY	12- 5	56	8-2	224	159	97	97	20	20	
DIV. I NON-CONF.	5- 4	140	1-1	164	97	107	107	17	17	
TOTALS	RPI 1-25	RPI 26-50	W-L RECORDS	RPI 51-100	RPI 101-150	RPI 150+				
12- 5	0- 0	0- 2	OVERALL	0- 1	2- 0	10- 2				
6- 0	0- 0	0- 0	HOME	0- 0	0- 0	6- 0				
6- 3	0- 0	0- 1	AWAY	0- 1	2- 0	4- 1				
0- 2	0- 0	0- 1	NEUTRAL	0- 0	0- 0	0- 1				
5- 4	0- 0	0- 2	NON-CONFERENCE	0- 1	1- 0	4- 1				
2- 0	0- 0	0- 0	HOME	0- 0	0- 0	2- 0				
3- 2	0- 0	0- 1	AWAY	0- 1	1- 0	2- 0				
0- 2	0- 0	0- 1	NEUTRAL	0- 0	0- 0	0- 1				
7- 1	0- 0	0- 0	CONFERENCE	0- 0	1- 0	6- 1				
4- 0	0- 0	0- 0	HOME	0- 0	0- 0	4- 0				
3- 1	0- 0	0- 0	AWAY	0- 0	1- 0	2- 1				
0- 0	0- 0	0- 0	NEUTRAL	0- 0	0- 0	0- 0				

RPI 1-25				RPI 26-50				RPI 51-100				Team's RPI: 97	RPI 101+			
RPI	S	Opponent	Score	RPI	S	Opponent	Score	RPI	S	Opponent	Score		RPI	S	Opponent	Score
				31	N	Old Dominion	55 67	78	A	South Fla.	64 67		118	A	Montana St.	69 68
				44	A	Oklahoma St.	47 62						146	A	San Diego	65 32
													185	H	Hawaii	67 52
													186	A	Portland St.	53 74
													192	H	Montana	52 51
													209	A	Northern Colo.	57 46
													217	N	Lamar University	44 47
													218	A	Southern Utah	71 56
													232	A	San Francisco	66 60
													256	H	Idaho St.	62 56
													258	H	Colorado St.	61 54
													295	H	Eastern Wash.	69 60
													300	H	Weber St.	70 50
													331	A	Seattle U	90 84
LAST 10 Division I																
				218	A	Southern Utah	71 56	186	A	Portland St.	53 74					
				209	A	Northern Colo.	57 46	300	H	Weber St.	70 50					
				192	H	Montana	52 51	256	H	Idaho St.	62 56					
				295	H	Eastern Wash.	69 60	185	H	Hawaii	67 52					
				118	A	Montana St.	69 68	78	A	South Fla.	64 67					

Non-Div I Games:

Idaho

■ Loss, 
 ■ Non-Conf, S Site, 
 ■ Home 
 ■ Away 
 N Neutral

Average RPI Win:	<b>294</b>	WON-LOST	WINNING	LAST 10	STRENGTH OF	OPP. STRENGTH	TEAM	ADJ.	CONF.	ADJ CONF.
Average RPI Loss:	<b>151</b>	RECORD	PCT. RANK	GAMES	SCHEDULE	OF SCHEDULE	RPI	RPI	RPI	RPI
DIV. I ONLY	<b>6- 10</b>	<b>247</b>	<b>4-6</b>	<b>283</b>	<b>195</b>	<b>256</b>	<b>256</b>	<b>20</b>	<b>20</b>	
DIV. I NON-CONF.	<b>2- 5</b>	<b>259</b>	<b>0-1</b>	<b>263</b>	<b>156</b>	<b>277</b>	<b>277</b>	<b>17</b>	<b>17</b>	
TOTALS	RPI 1-25	RPI 26-50	W-L RECORDS	RPI 51-100	RPI 101-150	RPI 150+				
6- 10	0- 0	0- 3	OVERALL	0- 1	0- 1	6- 5				
2- 3	0- 0	0- 0	HOME	0- 0	0- 0	2- 3				
4- 7	0- 0	0- 3	AWAY	0- 1	0- 1	4- 2				
0- 0	0- 0	0- 0	NEUTRAL	0- 0	0- 0	0- 0				
2- 5	0- 0	0- 3	NON-CONFERENCE	0- 0	0- 0	2- 2				
1- 1	0- 0	0- 0	HOME	0- 0	0- 0	1- 1				
1- 4	0- 0	0- 3	AWAY	0- 0	0- 0	1- 1				
0- 0	0- 0	0- 0	NEUTRAL	0- 0	0- 0	0- 0				
4- 5	0- 0	0- 0	CONFERENCE	0- 1	0- 1	4- 3				
1- 2	0- 0	0- 0	HOME	0- 0	0- 0	1- 2				
3- 3	0- 0	0- 0	AWAY	0- 1	0- 1	3- 1				
0- 0	0- 0	0- 0	NEUTRAL	0- 0	0- 0	0- 0				

RPI 1-25				RPI 26-50				RPI 51-100				RPI 101+				Team's RPI: 256	
RPI	S	Opponent	Score	RPI	S	Opponent	Score	RPI	S	Opponent	Score	RPI	S	Opponent	Score		
				27	A	Arizona St.	69 74	97	A	Idaho	56 62	118	A	Montana St.	59 67		
				38	A	Duke	66 85					186	H	Portland St.	64 69		
				44	A	Oklahoma St.	52 70					192	A	Montana	67 53		
												200	H	Northern Ariz.	59 70		
												218	A	Southern Utah	65 72		
												283	A	Utah St.	61 69		
												295	A	Eastern Wash.	67 47		
												297	H	California Baptist	68 74		
												300	A	Weber St.	65 54		
												322	H	Sacramento St.	80 62		
												326	A	Utah Valley	88 61		
												331	H	Seattle U	73 48		
LAST 10 Division I																	
				118	A	Montana St.	59 67	218	A	Southern Utah	65 72						
				192	A	Montana	67 53	322	H	Sacramento St.	80 62						
				186	H	Portland St.	64 69	295	A	Eastern Wash.	67 47						
				300	A	Weber St.	65 54	97	A	Idaho	56 62						
				200	H	Northern Ariz.	59 70	283	A	Utah St.	61 69						

Non-Div I Games: Arizona Christian 93 36 Montana Tech 83 57

Idaho St.

Average RPI Win:	227	WON-LOST	WINNING	LAST 10	STRENGTH OF	OPP. STRENGTH	TEAM	ADJ.	CONF.	ADJ CONF.
Average RPI Loss:	32	RECORD	PCT. RANK	GAMES	SCHEDULE	OF SCHEDULE	RPI	RPI	RPI	RPI
DIV. I ONLY	10- 9	167	3-7	99	56	147	147	2	2	
DIV. I NON-CONF.	9- 2	38	2-0	319	251	158	158	2	2	
TOTALS	RPI 1-25	RPI 26-50	W-L RECORDS	RPI 51-100	RPI 101-150	RPI 150+				
10- 9	0- 5	0- 2	OVERALL	1- 2	2- 0	7- 0				
9- 4	0- 2	0- 1	HOME	1- 1	1- 0	7- 0				
1- 5	0- 3	0- 1	AWAY	0- 1	1- 0	0- 0				
0- 0	0- 0	0- 0	NEUTRAL	0- 0	0- 0	0- 0				
9- 2	0- 0	0- 0	NON-CONFERENCE	0- 2	2- 0	7- 0				
8- 1	0- 0	0- 0	HOME	0- 1	1- 0	7- 0				
1- 1	0- 0	0- 0	AWAY	0- 1	1- 0	0- 0				
0- 0	0- 0	0- 0	NEUTRAL	0- 0	0- 0	0- 0				
1- 7	0- 5	0- 2	CONFERENCE	1- 0	0- 0	0- 0				
1- 3	0- 2	0- 1	HOME	1- 0	0- 0	0- 0				
0- 4	0- 3	0- 1	AWAY	0- 0	0- 0	0- 0				
0- 0	0- 0	0- 0	NEUTRAL	0- 0	0- 0	0- 0				

RPI	S	Opponent	Score	RPI	S	Opponent	Score	RPI	S	Opponent	Score	RPI	S	Opponent	Score	Team's RPI: 147
5	A	Iowa	72 108	29	A	Purdue	67 81	58	A	North Carolina	60 85	119	H	Holy Cross	78 75	
9	H	Maryland	60 79	36	H	Rutgers	51 75	71	H	Minnesota	74 71	145	A	Missouri	58 51	
12	A	Indiana	42 83					95	H	Illinois St.	58 74	169	H	Merrimack	75 72	
15	H	Northwestern	50 77									174	H	Austin Peay	76 62	
25	A	Ohio St.	47 77									296	H	Presbyterian	71 52	
												314	H	Bryant	69 55	
												316	H	Evansville	59 44	
												317	H	Ark.-Pine Bluff	65 50	
												348	H	Chicago St.	96 66	
LAST 10 Division I																
9	H	Maryland	60 79	12	A	Indiana	42 83									
25	A	Ohio St.	47 77	5	A	Iowa	72 108									
29	A	Purdue	67 81	15	H	Northwestern	50 77									
71	H	Minnesota	74 71	145	A	Missouri	58 51									
36	H	Rutgers	51 75	316	H	Evansville	59 44									

Non-Div I Games:

Illinois

Average RPI Win:	194	WON-LOST	WINNING	LAST 10	STRENGTH OF	OPP. STRENGTH	TEAM	ADJ.	CONF.	ADJ CONF.
Average RPI Loss:	83	RECORD	PCT. RANK	GAMES	SCHEDULE	OF SCHEDULE	RPI	RPI	RPI	RPI
DIV. I ONLY	11- 6	96	6-4	136	130	95	95	7	7	
DIV. I NON-CONF.	7- 3	80	2-1	166	173	68	68	7	7	
TOTALS	RPI 1-25	RPI 26-50	W-L RECORDS	RPI 51-100	RPI 101-150	RPI 150+				
11- 6	0- 0	0- 2	OVERALL	2- 2	1- 1	8- 1				
8- 1	0- 0	0- 1	HOME	2- 0	0- 0	6- 0				
3- 5	0- 0	0- 1	AWAY	0- 2	1- 1	2- 1				
0- 0	0- 0	0- 0	NEUTRAL	0- 0	0- 0	0- 0				
7- 3	0- 0	0- 1	NON-CONFERENCE	1- 1	1- 0	5- 1				
5- 0	0- 0	0- 0	HOME	1- 0	0- 0	4- 0				
2- 3	0- 0	0- 1	AWAY	0- 1	1- 0	1- 1				
0- 0	0- 0	0- 0	NEUTRAL	0- 0	0- 0	0- 0				
4- 3	0- 0	0- 1	CONFERENCE	1- 1	0- 1	3- 0				
3- 1	0- 0	0- 1	HOME	1- 0	0- 0	2- 0				
1- 2	0- 0	0- 0	AWAY	0- 1	0- 1	1- 0				
0- 0	0- 0	0- 0	NEUTRAL	0- 0	0- 0	0- 0				

RPI S	Opponent	Score	RPI S	Opponent	Score	RPI S	Opponent	Score	RPI S	Opponent	Score
33	H Drake	67 69	37	A Marquette	41 58	54	A Bradley	61 76	103	A Loyola Chicago	64 69
						59	H UNI	65 57	147	A Illinois	74 58
						87	H UT Martin	70 47	162	A Valparaiso	72 60
						99	A Saint Louis	56 61	165	H Jackson St.	77 55
									174	A Austin Peay	72 77
									196	A North Dakota	66 58
									203	H Northern Ill.	69 66
									205	H Western Ill.	78 65
									271	H Indiana St.	83 69
									316	H Evansville	81 58
									321	H SIUE	74 53
LAST 10 Division I											
59	H UNI	65 57	316	H Evansville	81 58						
33	H Drake	67 69	271	H Indiana St.	83 69						
103	A Loyola Chicago	64 69	174	A Austin Peay	72 77						
162	A Valparaiso	72 60	165	H Jackson St.	77 55						
54	A Bradley	61 76	321	H SIUE	74 53						

Non-Div I Games: Truman 87 60

Illinois St.

Loss, Non-Conf, S Site, H Home A Away N Neutral



Average RPI Win:	293	WON-LOST	WINNING	LAST 10	STRENGTH OF	OPP. STRENGTH	TEAM	ADJ.	CONF.	ADJ CONF.
Average RPI Loss:	190	RECORD	PCT. RANK	GAMES	SCHEDULE	OF SCHEDULE	RPI	RPI	RPI	RPI
DIV. I ONLY	4- 9	277	4-6	332	241	310	310	23	23	
DIV. I NON-CONF.	0- 5	338	0-2	316	223	347	347	20	20	
TOTALS	RPI 1-25	RPI 26-50	W-L RECORDS	RPI 51-100	RPI 101-150	RPI 150+				
4- 9	0- 0	0- 0	OVERALL	0- 1	0- 3	4- 5				
2- 4	0- 0	0- 0	HOME	0- 0	0- 2	2- 2				
2- 5	0- 0	0- 0	AWAY	0- 1	0- 1	2- 3				
0- 0	0- 0	0- 0	NEUTRAL	0- 0	0- 0	0- 0				
0- 5	0- 0	0- 0	NON-CONFERENCE	0- 1	0- 0	0- 4				
0- 1	0- 0	0- 0	HOME	0- 0	0- 0	0- 1				
0- 4	0- 0	0- 0	AWAY	0- 1	0- 0	0- 3				
0- 0	0- 0	0- 0	NEUTRAL	0- 0	0- 0	0- 0				
4- 4	0- 0	0- 0	CONFERENCE	0- 0	0- 3	4- 1				
2- 3	0- 0	0- 0	HOME	0- 0	0- 2	2- 1				
2- 1	0- 0	0- 0	AWAY	0- 0	0- 1	2- 0				
0- 0	0- 0	0- 0	NEUTRAL	0- 0	0- 0	0- 0				

RPI S	Opponent	Score	RPI S	Opponent	Score	RPI S	Opponent	Score	RPI S	Opponent	Score	Team's RPI: 310
						77	A Ohio	41 78	140	A SFA	45 67	
									141	H A&M-Corpus Christi	38 64	
									150	H New Orleans	55 67	
									172	A Kansas St.	41 85	
									206	H Central Ark.	37 47	
									217	A Lamar University	67 48	
									258	A Colorado St.	47 75	
									267	H San Diego St.	48 57	
									294	H Nicholls St.	53 51	
									302	A UTSA	56 63	
									319	H McNeese	73 56	
									343	A Northwestern St.	69 67	
LAST 10 Division I												
141	H A&M-Corpus Christi	38 64	343	A Northwestern St.	69 67							
217	A Lamar University	67 48	294	H Nicholls St.	53 51							
140	A SFA	45 67	267	H San Diego St.	48 57							
319	H McNeese	73 56	206	H Central Ark.	37 47							
150	H New Orleans	55 67	172	A Kansas St.	41 85							

Non-Div I Games: Schreiner 70 35 Tex. A&M Int'l 55 38 Paul Quinn 79 62 UNKNOWN 74 52 Incarnate Word

## Indiana

Through Games Of Jan. 28, 2020

Average RPI Win:	120	WON-LOST	WINNING	LAST 10	STRENGTH OF	OPP. STRENGTH	TEAM	ADJ.	CONF.	ADJ CONF.
Average RPI Loss:	9	RECORD	PCT. RANK	GAMES	SCHEDULE	OF SCHEDULE	RPI	RPI	RPI	RPI
DIV. I ONLY	16- 5	43	6-4	5	11	12	12	2	2	
DIV. I NON-CONF.	10- 2	30	0-1	11	26	11	11	2	2	
TOTALS	RPI 1-25	RPI 26-50	W-L RECORDS	RPI 51-100	RPI 101-150	RPI 150+				
16- 5	1- 5	2- 0	OVERALL	6- 0	2- 0	5- 0				
9- 2	0- 2	1- 0	HOME	3- 0	1- 0	4- 0				
5- 2	0- 2	1- 0	AWAY	2- 0	1- 0	1- 0				
2- 1	1- 1	0- 0	NEUTRAL	1- 0	0- 0	0- 0				
10- 2	1- 2	0- 0	NON-CONFERENCE	4- 0	1- 0	4- 0				
5- 1	0- 1	0- 0	HOME	1- 0	0- 0	4- 0				
3- 0	0- 0	0- 0	AWAY	2- 0	1- 0	0- 0				
2- 1	1- 1	0- 0	NEUTRAL	1- 0	0- 0	0- 0				
6- 3	0- 3	2- 0	CONFERENCE	2- 0	1- 0	1- 0				
4- 1	0- 1	1- 0	HOME	2- 0	1- 0	0- 0				
2- 2	0- 2	1- 0	AWAY	0- 0	0- 0	1- 0				
0- 0	0- 0	0- 0	NEUTRAL	0- 0	0- 0	0- 0				

RPI	S	Opponent	Score	RPI	S	Opponent	Score	RPI	S	Opponent	Score	RPI	S	Opponent	Score
1	N	South Carolina	71 57	29	H	Purdue	66 48	61	A	Miami (FL)	58 45	128	A	Florida	73 49
5	A	Iowa	85 91	36	A	Rutgers	66 56	71	H	Minnesota	65 52	147	H	Illinois	83 42
6	H	UCLA	58 68					80	H	North Florida	72 45	165	H	Jackson St.	91 51
8	N	Baylor	62 77					83	N	Washington St.	78 44	187	A	Penn St.	76 60
9	A	Maryland	62 76					91	A	Butler	64 53	207	H	Youngstown St.	93 56
15	H	Northwestern	69 71					96	H	Michigan St.	79 67	238	H	Mt. St. Mary's	75 52
												294	H	Nicholls St.	111 47
LAST 10 Division I															
71	H	Minnesota	65 52	29	H	Purdue	66 48								
187	A	Penn St.	76 60	147	H	Illinois	83 42								
9	A	Maryland	62 76	36	A	Rutgers	66 56								
15	H	Northwestern	69 71	96	H	Michigan St.	79 67								
5	A	Iowa	85 91	6	H	UCLA	58 68								

Non-Div I Games:

Indiana

  Loss, 
  Non-Conf, S Site, 
  Home 
  Away 
N Neutral

## Indiana St.

Through Games Of Jan. 28, 2020

Average RPI Win:	291	WON-LOST	WINNING	LAST 10	STRENGTH OF	OPP. STRENGTH	TEAM	ADJ.	CONF.	ADJ CONF.
Average RPI Loss:	125	RECORD	PCT. RANK	GAMES	SCHEDULE	OF SCHEDULE	RPI	RPI	RPI	RPI
DIV. I ONLY	2- 18	338	0-10	61	196	271	271	7	7	
DIV. I NON-CONF.	2- 10	313	0-2	203	304	299	299	7	7	
TOTALS	RPI 1-25	RPI 26-50	W-L RECORDS	RPI 51-100	RPI 101-150	RPI 150+				
2- 18	0- 1	0- 2	OVERALL	0- 6	0- 2	2- 7				
0- 8	0- 1	0- 0	HOME	0- 2	0- 1	0- 4				
2- 9	0- 0	0- 2	AWAY	0- 4	0- 1	2- 2				
0- 1	0- 0	0- 0	NEUTRAL	0- 0	0- 0	0- 1				
2- 10	0- 0	0- 1	NON-CONFERENCE	0- 2	0- 1	2- 6				
0- 4	0- 0	0- 0	HOME	0- 1	0- 0	0- 3				
2- 5	0- 0	0- 1	AWAY	0- 1	0- 1	2- 2				
0- 1	0- 0	0- 0	NEUTRAL	0- 0	0- 0	0- 1				
0- 8	0- 1	0- 1	CONFERENCE	0- 4	0- 1	0- 1				
0- 4	0- 1	0- 0	HOME	0- 1	0- 1	0- 1				
0- 4	0- 0	0- 1	AWAY	0- 3	0- 0	0- 0				
0- 0	0- 0	0- 0	NEUTRAL	0- 0	0- 0	0- 0				

RPI S	Opponent	Score	RPI S	Opponent	Score	RPI S	Opponent	Score	RPI S	Opponent	Score	Team's RPI: 271
13	H Missouri St.	55 76	33	A Drake	65 105	54	A Bradley	75 91	103	H Loyola Chicago	51 58	
			42	A Colorado	46 59	59	A UNI	43 73	105	A Pacific	66 83	
						82	A Kansas	72 84	153	H Southeast Mo. St.	58 68	
						93	H Southern Ill.	55 78	162	H Valparaiso	56 75	
						95	A Illinois St.	69 83	205	A Western Ill.	72 83	
						99	H Saint Louis	53 55	222	A Murray St.	62 70	
									231	H Northern Ky.	68 70	
									244	A Eastern Ill.	59 57	
									246	H Marshall	60 72	
									250	N CSUN	59 67	
									338	A UIC	61 40	
LAST 10 Division I												
93	H Southern Ill.	55 78	162	H Valparaiso	56 75							
13	H Missouri St.	55 76	54	A Bradley	75 91							
59	A UNI	43 73	95	A Illinois St.	69 83							
33	A Drake	65 105	99	H Saint Louis	53 55							
103	H Loyola Chicago	51 58	153	H Southeast Mo. St.	58 68							

Non-Div I Games:

Indiana St.

■ Loss, 
 ■ Non-Conf, 
 ■ S Site, 
 ■ H Home 
 ■ A Away 
 N Neutral

Average RPI Win:	266	WON-LOST	WINNING	LAST 10	STRENGTH OF	OPP. STRENGTH	TEAM	ADJ.	CONF.	ADJ CONF.
Average RPI Loss:	135	RECORD	PCT. RANK	GAMES	SCHEDULE	OF SCHEDULE	RPI	RPI	RPI	RPI
DIV. I ONLY	4- 12	295	3-7	66	290	223	223	24	24	
DIV. I NON-CONF.	1- 8	322	0-3	10	236	207	207	25	25	
TOTALS	RPI 1-25	RPI 26-50	W-L RECORDS	RPI 51-100	RPI 101-150	RPI 150+				
4- 12	0- 1	0- 0	OVERALL	0- 3	0- 4	4- 4				
1- 6	0- 0	0- 0	HOME	0- 2	0- 2	1- 2				
3- 4	0- 1	0- 0	AWAY	0- 1	0- 1	3- 1				
0- 2	0- 0	0- 0	NEUTRAL	0- 0	0- 1	0- 1				
1- 8	0- 1	0- 0	NON-CONFERENCE	0- 2	0- 4	1- 1				
0- 3	0- 0	0- 0	HOME	0- 1	0- 2	0- 0				
1- 3	0- 1	0- 0	AWAY	0- 1	0- 1	1- 0				
0- 2	0- 0	0- 0	NEUTRAL	0- 0	0- 1	0- 1				
3- 4	0- 0	0- 0	CONFERENCE	0- 1	0- 0	3- 3				
1- 3	0- 0	0- 0	HOME	0- 1	0- 0	1- 2				
2- 1	0- 0	0- 0	AWAY	0- 0	0- 0	2- 1				
0- 0	0- 0	0- 0	NEUTRAL	0- 0	0- 0	0- 0				

RPI	S	Opponent	Score	RPI	S	Opponent	Score	RPI	S	Opponent	Score	RPI	S	Opponent	Score	Team's RPI: 223
21	A	Central Mich.	50 70					76	H	Seton Hall	37 89	106	N	Washington	34 65	
								86	H	Rider	37 81	107	H	Duquesne	74 76	
								94	A	Stony Brook	40 59	120	A	Penn	42 74	
												148	H	Massachusetts	51 65	
												177	N	Towson	58 75	
												183	A	Quinnipiac	75 71	
												221	A	Manhattan	32 54	
												228	H	Niagara	57 63	
												233	H	Fairfield	40 52	
												260	A	Winthrop	68 61	
												286	A	Monmouth	36 33	
												334	H	Saint Peter's	69 59	
LAST 10 Division I																
221	A	Manhattan	32 54	86	H	Rider	37 81									
334	H	Saint Peter's	69 59	183	A	Quinnipiac	75 71									
233	H	Fairfield	40 52	148	H	Massachusetts	51 65									
228	H	Niagara	57 63	76	H	Seton Hall	37 89									
286	A	Monmouth	36 33	21	A	Central Mich.	50 70									

Non-Div I Games:

Iona

Average RPI Win:	101	WON-LOST	WINNING	LAST 10	STRENGTH OF	OPP. STRENGTH	TEAM	ADJ.	CONF.	ADJ CONF.
Average RPI Loss:	72	RECORD	PCT. RANK	GAMES	SCHEDULE	OF SCHEDULE	RPI	RPI	RPI	RPI
DIV. I ONLY	17- 3	18	9-1	11	24	5	5	2	2	
DIV. I NON-CONF.	9- 2	38	1-0	39	95	15	15	2	2	
TOTALS	RPI 1-25	RPI 26-50	W-L RECORDS	RPI 51-100	RPI 101-150	RPI 150+				
17- 3	5- 0	1- 1	OVERALL	3- 1	3- 1	5- 0				
11- 0	4- 0	1- 0	HOME	1- 0	1- 0	4- 0				
4- 2	1- 0	0- 1	AWAY	2- 1	1- 0	0- 0				
2- 1	0- 0	0- 0	NEUTRAL	0- 0	1- 1	1- 0				
9- 2	1- 0	1- 0	NON-CONFERENCE	1- 1	1- 1	5- 0				
6- 0	1- 0	1- 0	HOME	0- 0	0- 0	4- 0				
1- 1	0- 0	0- 0	AWAY	1- 1	0- 0	0- 0				
2- 1	0- 0	0- 0	NEUTRAL	0- 0	1- 1	1- 0				
8- 1	4- 0	0- 1	CONFERENCE	2- 0	2- 0	0- 0				
5- 0	3- 0	0- 0	HOME	1- 0	1- 0	0- 0				
3- 1	1- 0	0- 1	AWAY	1- 0	1- 0	0- 0				
0- 0	0- 0	0- 0	NEUTRAL	0- 0	0- 0	0- 0				

RPI	S	Opponent	Score
9	H	Maryland	66 61
12	H	Indiana	91 85
15	A	Northwestern	77 51
22	H	Princeton	77 75
25	H	Ohio St.	77 68

RPI	S	Opponent	Score
33	H	Drake	79 67
50	A	Nebraska	69 78

RPI	S	Opponent	Score
53	A	Iowa St.	75 69
59	A	UNI	66 88
71	A	Minnesota	76 75
96	H	Michigan St.	74 57

RPI	S	Opponent	Score
104	N	Cincinnati	69 61
106	N	Washington	63 70
121	A	Wisconsin	85 78
147	H	Illinois	108 72
166	H	Fla. Atlantic	85 53
170	H	North Ala.	86 81
171	H	Clemson	74 60
177	N	Towson	100 72
325	H	N.C. Central	102 50

## LAST 10 Division I

96	H	Michigan St.	74 57
25	H	Ohio St.	77 68
121	A	Wisconsin	85 78
71	A	Minnesota	76 75
12	H	Indiana	91 85
9	H	Maryland	66 61
15	A	Northwestern	77 51
147	H	Illinois	108 72
50	A	Nebraska	69 78
33	H	Drake	79 67

Non-Div I Games:

Iowa

■ Loss, 
 ■ Non-Conf, S Site, 
 ■ Home 
 ■ Away 
 N Neutral

Average RPI Win:	161	WON-LOST	WINNING	LAST 10	STRENGTH OF	OPP. STRENGTH	TEAM	ADJ.	CONF.	ADJ CONF.
Average RPI Loss:	29	RECORD	PCT. RANK	GAMES	SCHEDULE	OF SCHEDULE	RPI	RPI	RPI	RPI
DIV. I ONLY	12- 7	99	5-5	30	57	53	53	3	3	
DIV. I NON-CONF.	8- 3	68	1-1	105	111	81	81	4	4	
TOTALS	RPI 1-25	RPI 26-50	W-L RECORDS	RPI 51-100	RPI 101-150	RPI 150+				
12- 7	0- 3	1- 3	OVERALL	2- 1	3- 0	6- 0				
8- 4	0- 2	0- 1	HOME	1- 1	3- 0	4- 0				
4- 3	0- 1	1- 2	AWAY	1- 0	0- 0	2- 0				
0- 0	0- 0	0- 0	NEUTRAL	0- 0	0- 0	0- 0				
8- 3	0- 1	0- 1	NON-CONFERENCE	1- 1	3- 0	4- 0				
6- 2	0- 1	0- 0	HOME	0- 1	3- 0	3- 0				
2- 1	0- 0	0- 1	AWAY	1- 0	0- 0	1- 0				
0- 0	0- 0	0- 0	NEUTRAL	0- 0	0- 0	0- 0				
4- 4	0- 2	1- 2	CONFERENCE	1- 0	0- 0	2- 0				
2- 2	0- 1	0- 1	HOME	1- 0	0- 0	1- 0				
2- 2	0- 1	1- 1	AWAY	0- 0	0- 0	1- 0				
0- 0	0- 0	0- 0	NEUTRAL	0- 0	0- 0	0- 0				

RPI 1-25				RPI 26-50				RPI 51-100				Team's RPI: 53	RPI 101+			
RPI	S	Opponent	Score	RPI	S	Opponent	Score	RPI	S	Opponent	Score		RPI	S	Opponent	Score
5	H	Iowa	69 75	30	H	Texas	75 81	59	H	UNI	63 71		108	H	Texas Southern	79 59
8	A	Baylor	62 83	33	A	Drake	81 86	63	A	Alabama	75 66		143	H	Wright St.	79 71
23	H	TCU	74 77	44	A	Oklahoma St.	64 63	82	H	Kansas	89 67		150	H	New Orleans	71 53
				46	A	Oklahoma	72 81						154	A	Texas Tech	96 66
LAST 10 Division I																
				8	A	Baylor	62 83	46	A	Oklahoma	72 81		170	H	North Ala.	80 72
				82	H	Kansas	89 67	30	H	Texas	75 81		172	H	Kansas St.	73 59
				172	H	Kansas St.	73 59	154	A	Texas Tech	96 66		241	H	Southern U.	69 36
				44	A	Oklahoma St.	64 63	170	H	North Ala.	80 72		292	A	North Dakota St.	86 58
				23	H	TCU	74 77	59	H	UNI	63 71		317	H	Ark.-Pine Bluff	90 40

Non-Div I Games:

Iowa St.

Average RPI Win:	265	WON-LOST	WINNING	LAST 10	STRENGTH OF	OPP. STRENGTH	TEAM	ADJ.	CONF.	ADJ CONF.
Average RPI Loss:	100	RECORD	PCT. RANK	GAMES	SCHEDULE	OF SCHEDULE	RPI	RPI	RPI	RPI
DIV. I ONLY	9- 8	160	8-2	223	203	165	165	31	31	
DIV. I NON-CONF.	2- 8	295	1-2	73	54	203	203	30	30	
TOTALS	RPI 1-25	RPI 26-50	W-L RECORDS	RPI 51-100	RPI 101-150	RPI 150+				
9- 8	0- 2	0- 0	OVERALL	0- 3	2- 1	7- 2				
6- 1	0- 1	0- 0	HOME	0- 0	2- 0	4- 0				
3- 7	0- 1	0- 0	AWAY	0- 3	0- 1	3- 2				
0- 0	0- 0	0- 0	NEUTRAL	0- 0	0- 0	0- 0				
2- 8	0- 2	0- 0	NON-CONFERENCE	0- 3	1- 1	1- 2				
1- 1	0- 1	0- 0	HOME	0- 0	1- 0	0- 0				
1- 7	0- 1	0- 0	AWAY	0- 3	0- 1	1- 2				
0- 0	0- 0	0- 0	NEUTRAL	0- 0	0- 0	0- 0				
7- 0	0- 0	0- 0	CONFERENCE	0- 0	1- 0	6- 0				
5- 0	0- 0	0- 0	HOME	0- 0	1- 0	4- 0				
2- 0	0- 0	0- 0	AWAY	0- 0	0- 0	2- 0				
0- 0	0- 0	0- 0	NEUTRAL	0- 0	0- 0	0- 0				

RPI 1-25			RPI 26-50			RPI 51-100			RPI 101+			Team's RPI: 165
RPI	S	Opponent	Score	RPI	S	Opponent	Score	RPI	S	Opponent	Score	
11	H	Mississippi St.	53 92					108	H	Texas Southern	81 79	
12	A	Indiana	51 91					125	A	Tulane	46 82	
								130	H	Louisiana	65 54	
								206	A	Central Ark.	54 57	
								234	A	Southeastern La.	59 63	
								241	A	Southern U.	72 51	
								278	H	Alabama A&M	67 53	
								306	H	Prairie View	53 49	
								318	A	Alcorn	83 67	
								328	H	Alabama St.	94 62	
								336	H	Grambling	61 46	
								343	A	Northwestern St.	66 49	
LAST 10 Division I												
336	H	Grambling	61 46	278	H	Alabama A&M	67 53					
306	H	Prairie View	53 49	328	H	Alabama St.	94 62					
108	H	Texas Southern	81 79	130	H	Louisiana	65 54					
241	A	Southern U.	72 51	95	A	Illinois St.	55 77					
318	A	Alcorn	83 67	54	A	Bradley	69 78					

Non-Div I Games:

Jackson St.

  Loss, 
  Non-Conf, 
  S Site, 
  H Home 
  A Away 
N Neutral

# Jacksonville

Through Games Of Jan. 28, 2020

Average RPI Win:	297	WON-LOST	WINNING	LAST 10	STRENGTH OF	OPP. STRENGTH	TEAM	ADJ.	CONF.	ADJ CONF.
Average RPI Loss:	104	RECORD	PCT. RANK	GAMES	SCHEDULE	OF SCHEDULE	RPI	RPI	RPI	RPI
DIV. I ONLY	10- 8	144	7-3	290	238	204	204	16	16	
DIV. I NON-CONF.	6- 5	151	3-0	285	297	211	211	15	15	
TOTALS	RPI 1-25	RPI 26-50	W-L RECORDS	RPI 51-100	RPI 101-150	RPI 150+				
10- 8	0- 1	0- 1	OVERALL	0- 2	0- 1	10- 3				
5- 3	0- 0	0- 0	HOME	0- 1	0- 0	5- 2				
5- 5	0- 1	0- 1	AWAY	0- 1	0- 1	5- 1				
0- 0	0- 0	0- 0	NEUTRAL	0- 0	0- 0	0- 0				
6- 5	0- 1	0- 1	NON-CONFERENCE	0- 1	0- 0	6- 2				
3- 2	0- 0	0- 0	HOME	0- 0	0- 0	3- 2				
3- 3	0- 1	0- 1	AWAY	0- 1	0- 0	3- 0				
0- 0	0- 0	0- 0	NEUTRAL	0- 0	0- 0	0- 0				
4- 3	0- 0	0- 0	CONFERENCE	0- 1	0- 1	4- 1				
2- 1	0- 0	0- 0	HOME	0- 1	0- 0	2- 0				
2- 2	0- 0	0- 0	AWAY	0- 0	0- 1	2- 1				
0- 0	0- 0	0- 0	NEUTRAL	0- 0	0- 0	0- 0				

RPI 1-25				RPI 26-50				RPI 51-100				RPI 101+ Team's RPI: 204			
RPI	S	Opponent	Score	RPI	S	Opponent	Score	RPI	S	Opponent	Score	RPI	S	Opponent	Score
16	A	Florida St.	41 75	42	A	Colorado	44 66	78	A	South Fla.	39 70	112	A	Liberty	76 85
								80	H	North Florida	64 70	151	H	Bethune-Cookman	52 53
												170	A	North Ala.	65 76
												182	H	Norfolk St.	64 71
												208	A	Kennesaw St.	93 83
												257	H	Stetson	57 52
												264	A	Lipscomb	73 64
												294	H	Nicholls St.	72 55
												298	H	FIU	77 52
												309	A	Jacksonville St.	55 40
												324	A	Mercer	87 83
												330	H	NJIT	88 67
												340	H	USC Upstate	87 43
												350	A	Florida A&M	88 54
LAST 10 Division I															
264	A	Lipscomb	73 64	112	A	Liberty	76 85								
208	A	Kennesaw St.	93 83	170	A	North Ala.	65 76								
80	H	North Florida	64 70	324	A	Mercer	87 83								
257	H	Stetson	57 52	309	A	Jacksonville St.	55 40								
330	H	NJIT	88 67	350	A	Florida A&M	88 54								

Non-Div I Games: Thomas (GA) 94 36 Johnson (FL) 114 35

Jacksonville

Loss, Non-Conf, S Site, H Home A Away N Neutral



Average RPI Win:	285	WON-LOST	WINNING	LAST 10	STRENGTH OF	OPP. STRENGTH	TEAM	ADJ.	CONF.	ADJ CONF.
Average RPI Loss:	202	RECORD	PCT. RANK	GAMES	SCHEDULE	OF SCHEDULE	RPI	RPI	RPI	RPI
DIV. I ONLY	6- 11	250	4-6	338	292	309	309	18	18	
DIV. I NON-CONF.	2- 7	288	0-2	318	278	338	338	24	24	
TOTALS	RPI 1-25	RPI 26-50	W-L RECORDS	RPI 51-100	RPI 101-150	RPI 150+				
6- 11	0- 0	0- 0	OVERALL	0- 2	0- 1	6- 8				
4- 3	0- 0	0- 0	HOME	0- 0	0- 0	4- 3				
2- 6	0- 0	0- 0	AWAY	0- 2	0- 1	2- 3				
0- 2	0- 0	0- 0	NEUTRAL	0- 0	0- 0	0- 2				
2- 7	0- 0	0- 0	NON-CONFERENCE	0- 2	0- 1	2- 4				
2- 1	0- 0	0- 0	HOME	0- 0	0- 0	2- 1				
0- 4	0- 0	0- 0	AWAY	0- 2	0- 1	0- 1				
0- 2	0- 0	0- 0	NEUTRAL	0- 0	0- 0	0- 2				
4- 4	0- 0	0- 0	CONFERENCE	0- 0	0- 0	4- 4				
2- 2	0- 0	0- 0	HOME	0- 0	0- 0	2- 2				
2- 2	0- 0	0- 0	AWAY	0- 0	0- 0	2- 2				
0- 0	0- 0	0- 0	NEUTRAL	0- 0	0- 0	0- 0				

RPI 1-25				RPI 26-50				RPI 51-100				RPI 101+				Team's RPI: 309	
RPI	S	Opponent	Score	RPI	S	Opponent	Score	RPI	S	Opponent	Score	RPI	S	Opponent	Score		
								65	A	Troy	64	94	137	A	Auburn	53	62
								85	A	Vanderbilt	66	88	174	H	Austin Peay	57	63
													204	H	Jacksonville	40	55
													222	H	Murray St.	68	51
													231	N	Northern Ky.	63	66
													243	A	Morehead St.	48	67
													243	H	Morehead St.	55	69
													244	A	Eastern Ill.	52	55
													264	H	Lipscomb	65	63
													272	N	Oakland	55	61
													277	A	Eastern Ky.	43	33
													277	H	Eastern Ky.	68	54
													321	A	SIUE	53	44
													328	A	Alabama St.	63	68
													350	H	Florida A&M	72	67
LAST 10 Division I																	
				243	H	Morehead St.	55	69	222	H	Murray St.	68	51				
				277	H	Eastern Ky.	68	54	277	A	Eastern Ky.	43	33				
				321	A	SIUE	53	44	243	A	Morehead St.	48	67				
				244	A	Eastern Ill.	52	55	137	A	Auburn	53	62				
				174	H	Austin Peay	57	63	204	H	Jacksonville	40	55				

Non-Div I Games: Clark Atlanta 75 46 Fort Valley St. 87 65

Jacksonville St.

■ Loss, 
 ■ Non-Conf, 
 ■ S Site, 
 ■ Home 
 ■ A Away 
 N Neutral

Average RPI Win:	171	WON-LOST	WINNING	LAST 10	STRENGTH OF	OPP. STRENGTH	TEAM	ADJ.	CONF.	ADJ CONF.
Average RPI Loss:	74	RECORD	PCT. RANK	GAMES	SCHEDULE	OF SCHEDULE	RPI	RPI	RPI	RPI
DIV. I ONLY	15- 3	26	9-1	164	61	45	45	14	14	
DIV. I NON-CONF.	9- 2	38	3-0	119	6	34	34	14	14	
TOTALS	RPI 1-25	RPI 26-50	W-L RECORDS	RPI 51-100	RPI 101-150	RPI 150+				
15- 3	0- 1	1- 1	OVERALL	2- 0	4- 0	8- 1				
9- 1	0- 1	1- 0	HOME	0- 0	3- 0	5- 0				
5- 2	0- 0	0- 1	AWAY	1- 0	1- 0	3- 1				
1- 0	0- 0	0- 0	NEUTRAL	1- 0	0- 0	0- 0				
9- 2	0- 1	1- 1	NON-CONFERENCE	2- 0	3- 0	3- 0				
5- 1	0- 1	1- 0	HOME	0- 0	2- 0	2- 0				
3- 1	0- 0	0- 1	AWAY	1- 0	1- 0	1- 0				
1- 0	0- 0	0- 0	NEUTRAL	1- 0	0- 0	0- 0				
6- 1	0- 0	0- 0	CONFERENCE	0- 0	1- 0	5- 1				
4- 0	0- 0	0- 0	HOME	0- 0	1- 0	3- 0				
2- 1	0- 0	0- 0	AWAY	0- 0	0- 0	2- 1				
0- 0	0- 0	0- 0	NEUTRAL	0- 0	0- 0	0- 0				

RPI 1-25				RPI 26-50				Team's RPI: 45				RPI 51-100				RPI 101+			
RPI	S	Opponent	Score	RPI	S	Opponent	Score	RPI	S	Opponent	Score	RPI	S	Opponent	Score	RPI	S	Opponent	Score
9	H	Maryland	68 70	35	A	Virginia	49 55	56	N	UCF	46 43	112	H	Liberty	76 53				
				43	H	St. John's (NY)	76 73	89	A	Villanova	56 52	131	H	Robert Morris	59 32				
												136	H	Northeastern	67 54				
												149	A	George Washington	69 50				
												152	H	Elon	61 48				
												155	H	William & Mary	84 70				
												177	A	Towson	75 76				
												220	A	Georgetown	66 59				
												245	A	Col. of Charleston	87 53				
												251	A	UNCW	66 58				
												259	H	Delaware St.	83 64				
												270	H	Longwood	93 53				
												304	H	Hofstra	92 50				
LAST 10 Division I																			
				136	H	Northeastern	67 54					152	H	Elon	61 48				
				304	H	Hofstra	92 50					155	H	William & Mary	84 70				
				245	A	Col. of Charleston	87 53					131	H	Robert Morris	59 32				
				251	A	UNCW	66 58					149	A	George Washington	69 50				
				177	A	Towson	75 76					259	H	Delaware St.	83 64				

Non-Div I Games:

James Madison

■ Loss, 
■ Non-Conf, S Site, 
■ Home 
■ Away 
N Neutral

Kansas

Through Games Of Jan. 28, 2020

Average RPI Win:	214	WON-LOST	WINNING	LAST 10	STRENGTH OF	OPP. STRENGTH	TEAM	ADJ.	CONF.	ADJ CONF.
Average RPI Loss:	33	RECORD	PCT. RANK	GAMES	SCHEDULE	OF SCHEDULE	RPI	RPI	RPI	RPI
DIV. I ONLY	12- 6	76	4-6	100	85	82	82	3	3	
DIV. I NON-CONF.	11- 0	1	3-0	307	202	59	59	4	4	
TOTALS	RPI 1-25	RPI 26-50	W-L RECORDS	RPI 51-100	RPI 101-150	RPI 150+				
12- 6	0- 2	0- 3	OVERALL	1- 1	2- 0	9- 0				
9- 2	0- 1	0- 1	HOME	0- 0	1- 0	8- 0				
2- 4	0- 1	0- 2	AWAY	1- 1	0- 0	1- 0				
1- 0	0- 0	0- 0	NEUTRAL	0- 0	1- 0	0- 0				
11- 0	0- 0	0- 0	NON-CONFERENCE	1- 0	2- 0	8- 0				
8- 0	0- 0	0- 0	HOME	0- 0	1- 0	7- 0				
2- 0	0- 0	0- 0	AWAY	1- 0	0- 0	1- 0				
1- 0	0- 0	0- 0	NEUTRAL	0- 0	1- 0	0- 0				
1- 6	0- 2	0- 3	CONFERENCE	0- 1	0- 0	1- 0				
1- 2	0- 1	0- 1	HOME	0- 0	0- 0	1- 0				
0- 4	0- 1	0- 2	AWAY	0- 1	0- 0	0- 0				
0- 0	0- 0	0- 0	NEUTRAL	0- 0	0- 0	0- 0				

RPI	S	Opponent	Score	RPI	S	Opponent	Score	RPI	S	Opponent	Score	RPI	S	Opponent	Score
8	H	Baylor	47 90	30	A	Texas	77 85	53	A	Iowa St.	67 89	128	H	Florida	76 66
23	A	TCU	59 73	39	H	West Virginia	49 68	99	A	Saint Louis	68 60	143	N	Wright St.	74 63
				44	A	Oklahoma St.	49 67					154	H	Texas Tech	67 50
												166	A	Fla. Atlantic	90 60
												175	H	Saint Mary's (CA)	86 81
												219	H	UMass Lowell	79 44
												271	H	Indiana St.	84 72
												285	H	Wofford	83 64
												290	H	Texas St.	68 48
												301	H	Omaha	63 48
												338	H	UIC	91 50
LAST 10 Division I															
53	A	Iowa St.	67 89	39	H	West Virginia	49 68								
30	A	Texas	77 85	44	A	Oklahoma St.	49 67								
154	H	Texas Tech	67 50	285	H	Wofford	83 64								
8	H	Baylor	47 90	99	A	Saint Louis	68 60								
23	A	TCU	59 73	175	H	Saint Mary's (CA)	86 81								

Non-Div I Games:

Kansas

Loss, Non-Conf, S Site, H Home A Away N Neutral

Average RPI Win:	244	WON-LOST	WINNING	LAST 10	STRENGTH OF	OPP. STRENGTH	TEAM	ADJ.	CONF.	ADJ CONF.
Average RPI Loss:	66	RECORD	PCT. RANK	GAMES	SCHEDULE	OF SCHEDULE	RPI	RPI	RPI	RPI
DIV. I ONLY	8- 9	194	4-6	109	80	172	172	3	3	
DIV. I NON-CONF.	6- 5	151	2-2	243	210	206	206	4	4	
TOTALS	RPI 1-25	RPI 26-50	W-L RECORDS	RPI 51-100	RPI 101-150	RPI 150+				
8- 9	0- 1	1- 4	OVERALL	0- 2	0- 1	7- 1				
6- 4	0- 0	1- 3	HOME	0- 0	0- 1	5- 0				
2- 3	0- 1	0- 1	AWAY	0- 1	0- 0	2- 0				
0- 2	0- 0	0- 0	NEUTRAL	0- 1	0- 0	0- 1				
6- 5	0- 1	0- 1	NON-CONFERENCE	0- 1	0- 1	6- 1				
5- 1	0- 0	0- 0	HOME	0- 0	0- 1	5- 0				
1- 2	0- 1	0- 1	AWAY	0- 0	0- 0	1- 0				
0- 2	0- 0	0- 0	NEUTRAL	0- 1	0- 0	0- 1				
2- 4	0- 0	1- 3	CONFERENCE	0- 1	0- 0	1- 0				
1- 3	0- 0	1- 3	HOME	0- 0	0- 0	0- 0				
1- 1	0- 0	0- 0	AWAY	0- 1	0- 0	1- 0				
0- 0	0- 0	0- 0	NEUTRAL	0- 0	0- 0	0- 0				

RPI 1-25				RPI 26-50				RPI 51-100				RPI 101+ Team's RPI: 172			
RPI	S	Opponent	Score	RPI	S	Opponent	Score	RPI	S	Opponent	Score	RPI	S	Opponent	Score
2	A	Oregon	51 89	30	H	Texas	63 71	53	A	Iowa St.	59 73	101	H	UT Arlington	53 57
				39	H	West Virginia	63 74	96	N	Michigan St.	60 65	154	A	Texas Tech	76 72
				44	H	Oklahoma St.	63 70					181	N	Memphis	68 72
				46	H	Oklahoma	92 74					230	A	UMKC	74 67
				47	A	Arkansas	72 81					252	H	Oral Roberts	109 69
												301	H	Omaha	73 48
												310	H	Incarnate Word	85 41
												320	H	UTRGV	79 66
												338	H	UIC	84 40
LAST 10 Division I															
				46	H	Oklahoma	92 74	39	H	West Virginia	63 74				
				53	A	Iowa St.	59 73	320	H	UTRGV	79 66				
				30	H	Texas	63 71	2	A	Oregon	51 89				
				44	H	Oklahoma St.	63 70	230	A	UMKC	74 67				
				154	A	Texas Tech	76 72	47	A	Arkansas	72 81				

Non-Div I Games:

Kansas St.

■ Loss, 
 ■ Non-Conf, 
 ■ S Site, 
 ■ H Home 
 ■ A Away 
 N Neutral

Kennesaw St.

Through Games Of Jan. 28, 2020

Average RPI Win:	262	WON-LOST	WINNING	LAST 10	STRENGTH OF	OPP. STRENGTH	TEAM	ADJ.	CONF.	ADJ CONF.
Average RPI Loss:	134	RECORD	PCT. RANK	GAMES	SCHEDULE	OF SCHEDULE	RPI	RPI	RPI	RPI
DIV. I ONLY	8- 9	194	4-6	253	192	208	208	16	16	
DIV. I NON-CONF.	5- 5	164	1-2	269	219	192	192	15	15	
TOTALS	RPI 1-25	RPI 26-50	W-L RECORDS	RPI 51-100	RPI 101-150	RPI 150+				
8- 9	0- 0	0- 1	OVERALL	0- 3	0- 2	8- 3				
3- 4	0- 0	0- 0	HOME	0- 2	0- 0	3- 2				
4- 5	0- 0	0- 1	AWAY	0- 1	0- 2	4- 1				
1- 0	0- 0	0- 0	NEUTRAL	0- 0	0- 0	1- 0				
5- 5	0- 0	0- 0	NON-CONFERENCE	0- 2	0- 2	5- 1				
2- 1	0- 0	0- 0	HOME	0- 1	0- 0	2- 0				
2- 4	0- 0	0- 0	AWAY	0- 1	0- 2	2- 1				
1- 0	0- 0	0- 0	NEUTRAL	0- 0	0- 0	1- 0				
3- 4	0- 0	0- 1	CONFERENCE	0- 1	0- 0	3- 2				
1- 3	0- 0	0- 0	HOME	0- 1	0- 0	1- 2				
2- 1	0- 0	0- 1	AWAY	0- 0	0- 0	2- 0				
0- 0	0- 0	0- 0	NEUTRAL	0- 0	0- 0	0- 0				

RPI S	Opponent	Score	RPI S	Opponent	Score	RPI S	Opponent	Score	RPI S	Opponent	Score	Team's RPI: 208
			32 A	FGCU	63 80	55 H	Georgia Tech	47 63	107 A	Duquesne	72 75	
						69 A	Georgia	65 80	126 A	Campbell	51 63	
						80 H	North Florida	55 64	161 H	Samford	60 55	
									170 H	North Ala.	59 56	
									204 H	Jacksonville	83 93	
									251 A	UNCW	58 56	
									257 H	Stetson	61 67	
									264 A	Lipscomb	74 66	
									276 A	Navy	62 82	
									291 A	Ga. Southern	95 69	
									303 N	UMBC	59 44	
									324 H	Mercer	92 64	
									330 A	NJIT	77 64	
LAST 10 Division I												
			170 H	North Ala.	59 56	80 H	North Florida	55 64				
			204 H	Jacksonville	83 93	257 H	Stetson	61 67				
			32 A	FGCU	63 80	107 A	Duquesne	72 75				
			330 A	NJIT	77 64	55 H	Georgia Tech	47 63				
			264 A	Lipscomb	74 66	303 N	UMBC	59 44				

Non-Div I Games: Middle Ga. St. 88 49

Kennesaw St.

Loss, Non-Conf, S Site, H Home A Away N Neutral

Average RPI Win:	206	WON-LOST	WINNING	LAST 10	STRENGTH OF	OPP. STRENGTH	TEAM	ADJ.	CONF.	ADJ CONF.
Average RPI Loss:	68	RECORD	PCT. RANK	GAMES	SCHEDULE	OF SCHEDULE	RPI	RPI	RPI	RPI
DIV. I ONLY	9- 7	141	5-5	104	112	111	111	10	10	
DIV. I NON-CONF.	6- 4	123	2-2	103	99	98	98	10	10	
TOTALS	RPI 1-25	RPI 26-50	W-L RECORDS	RPI 51-100	RPI 101-150	RPI 150+				
9- 7	0- 1	0- 2	OVERALL	0- 3	3- 0	6- 1				
3- 3	0- 1	0- 0	HOME	0- 1	2- 0	1- 1				
4- 2	0- 0	0- 1	AWAY	0- 1	1- 0	3- 0				
2- 2	0- 0	0- 1	NEUTRAL	0- 1	0- 0	2- 0				
6- 4	0- 1	0- 2	NON-CONFERENCE	0- 1	2- 0	4- 0				
2- 1	0- 1	0- 0	HOME	0- 0	1- 0	1- 0				
2- 1	0- 0	0- 1	AWAY	0- 0	1- 0	1- 0				
2- 2	0- 0	0- 1	NEUTRAL	0- 1	0- 0	2- 0				
3- 3	0- 0	0- 0	CONFERENCE	0- 2	1- 0	2- 1				
1- 2	0- 0	0- 0	HOME	0- 1	1- 0	0- 1				
2- 1	0- 0	0- 0	AWAY	0- 1	0- 0	2- 0				
0- 0	0- 0	0- 0	NEUTRAL	0- 0	0- 0	0- 0				

RPI 1-25				RPI 26-50				RPI 51-100				RPI 101+ Team's RPI: 111			
RPI	S	Opponent	Score	RPI	S	Opponent	Score	RPI	S	Opponent	Score	RPI	S	Opponent	Score
25	H	Ohio St.	65 75	29	A	Purdue	64 77	65	N	Troy	64 71	107	A	Duquesne	77 75
				48	N	Michigan	53 88	66	A	Ball St.	62 66	131	H	Robert Morris	82 81
								68	H	Buffalo	44 57	133	H	Western Mich.	75 63
												176	H	Eastern Mich.	69 74
												189	A	Miami (OH)	78 75
												203	A	Northern Ill.	79 71
												207	A	Youngstown St.	82 73
												284	H	St. Bonaventure	81 58
												291	N	Ga. Southern	62 48
												307	N	Purdue Fort Wayne	75 67
LAST 10 Division I															
68	H	Buffalo	44 57	66	A	Ball St.	62 66								
189	A	Miami (OH)	78 75	65	N	Troy	64 71								
203	A	Northern Ill.	79 71	291	N	Ga. Southern	62 48								
133	H	Western Mich.	75 63	29	A	Purdue	64 77								
176	H	Eastern Mich.	69 74	284	H	St. Bonaventure	81 58								

Non-Div I Games: Hiram

92 36

Kent St.

## Kentucky

Through Games Of Jan. 28, 2020

Average RPI Win:	147	WON-LOST	WINNING	LAST 10	STRENGTH OF	OPP. STRENGTH	TEAM	ADJ.	CONF.	ADJ CONF.
Average RPI Loss:	9	RECORD	PCT. RANK	GAMES	SCHEDULE	OF SCHEDULE	RPI	RPI	RPI	RPI
DIV. I ONLY	16- 3	23	7-3	48	31	20	20	4	4	
DIV. I NON-CONF.	11- 1	13	2-1	180	51	45	45	5	5	
TOTALS	RPI 1-25	RPI 26-50	W-L RECORDS	RPI 51-100	RPI 101-150	RPI 150+				
16- 3	1- 3	1- 0	OVERALL	4- 0	3- 0	7- 0				
11- 1	1- 1	0- 0	HOME	2- 0	1- 0	7- 0				
5- 2	0- 2	1- 0	AWAY	2- 0	2- 0	0- 0				
0- 0	0- 0	0- 0	NEUTRAL	0- 0	0- 0	0- 0				
11- 1	0- 1	1- 0	NON-CONFERENCE	2- 0	1- 0	7- 0				
8- 1	0- 1	0- 0	HOME	1- 0	0- 0	7- 0				
3- 0	0- 0	1- 0	AWAY	1- 0	1- 0	0- 0				
0- 0	0- 0	0- 0	NEUTRAL	0- 0	0- 0	0- 0				
5- 2	1- 2	0- 0	CONFERENCE	2- 0	2- 0	0- 0				
3- 0	1- 0	0- 0	HOME	1- 0	1- 0	0- 0				
2- 2	0- 2	0- 0	AWAY	1- 0	1- 0	0- 0				
0- 0	0- 0	0- 0	NEUTRAL	0- 0	0- 0	0- 0				

RPI	S	Opponent	Score	RPI	S	Opponent	Score	RPI	S	Opponent	Score	RPI	S	Opponent	Score
1	A	South Carolina	72 99	35	A	Virginia	50 47	51	H	Tennessee	80 76	127	A	California	63 61
3	H	Louisville	66 67					52	A	Middle Tenn.	67 52	128	A	Florida	65 45
17	H	Texas A&M	76 54					63	A	Alabama	81 71	137	H	Auburn	68 61
24	A	LSU	59 65					74	H	Charlotte	86 39	161	H	Samford	79 49
												174	H	Austin Peay	81 52
												238	H	Mt. St. Mary's	67 44
												243	H	Morehead St.	79 54
												257	H	Stetson	67 48
												260	H	Winthrop	91 36
												336	H	Grambling	81 35
LAST 10 Division I															
137	H	Auburn	68 61	51	H	Tennessee	80 76								
24	A	LSU	59 65	1	A	South Carolina	72 99								
17	H	Texas A&M	76 54	127	A	California	63 61								
128	A	Florida	65 45	3	H	Louisville	66 67								
63	A	Alabama	81 71	260	H	Winthrop	91 36								

Non-Div I Games:

Kentucky

■ Loss, 
 ■ Non-Conf, S Site, 
 ■ Home 
 ■ Away 
 N Neutral

Average RPI Win:	307	WON-LOST	WINNING	LAST 10	STRENGTH OF	OPP. STRENGTH	TEAM	ADJ.	CONF.	ADJ CONF.
Average RPI Loss:	241	RECORD	PCT. RANK	GAMES	SCHEDULE	OF SCHEDULE	RPI	RPI	RPI	RPI
DIV. I ONLY	4- 15	307	3-7	325	350	347	347	29	29	
DIV. I NON-CONF.	1- 10	329	0-2	266	350	343	343	29	29	
TOTALS	RPI 1-25	RPI 26-50	W-L RECORDS	RPI 51-100	RPI 101-150	RPI 150+				
4- 15	0- 0	0- 0	OVERALL	0- 1	0- 1	4- 13				
4- 7	0- 0	0- 0	HOME	0- 1	0- 1	4- 5				
0- 8	0- 0	0- 0	AWAY	0- 0	0- 0	0- 8				
0- 0	0- 0	0- 0	NEUTRAL	0- 0	0- 0	0- 0				
1- 10	0- 0	0- 0	NON-CONFERENCE	0- 1	0- 0	1- 9				
1- 6	0- 0	0- 0	HOME	0- 1	0- 0	1- 5				
0- 4	0- 0	0- 0	AWAY	0- 0	0- 0	0- 4				
0- 0	0- 0	0- 0	NEUTRAL	0- 0	0- 0	0- 0				
3- 5	0- 0	0- 0	CONFERENCE	0- 0	0- 1	3- 4				
3- 1	0- 0	0- 0	HOME	0- 0	0- 1	3- 0				
0- 4	0- 0	0- 0	AWAY	0- 0	0- 0	0- 4				
0- 0	0- 0	0- 0	NEUTRAL	0- 0	0- 0	0- 0				

RPI 1-25			RPI 26-50			RPI 51-100			RPI 101+			Team's RPI: 347
RPI	S	Opponent	Score	RPI	S	Opponent	Score	RPI	S	Opponent	Score	
						94 H Stony Brook	49 80			131 H Robert Morris	59 70	
										168 A Rhode Island	56 79	
										195 H Cleveland St.	49 79	
										201 A Lafayette	60 65	
										219 A UMass Lowell	56 65	
										233 H Fairfield	51 53	
										238 A Mt. St. Mary's	57 75	
										248 H Saint Francis (PA)	71 53	
										273 A Wagner	61 63	
										282 H Vermont	62 73	
										293 A Army West Point	60 67	
										304 H Hofstra	85 46	
										311 A St. Francis Brooklyn	63 88	
										314 A Bryant	53 57	
										325 H N.C. Central	59 61	
										332 H Fairleigh Dickinson	68 63	
										334 H Saint Peter's	74 89	
										344 H Central Conn. St.	63 61	
LAST 10 Division I												
						248 H Saint Francis (PA)	71 53			332 H Fairleigh Dickinson	68 63	
						131 H Robert Morris	59 70			311 A St. Francis Brooklyn	63 88	
						273 A Wagner	61 63			238 A Mt. St. Mary's	57 75	
						314 A Bryant	53 57			325 H N.C. Central	59 61	
						344 H Central Conn. St.	63 61			282 H Vermont	62 73	

Non-Div I Games:

LIU Brooklyn



Average RPI Win:	212	WON-LOST	WINNING	LAST 10	STRENGTH OF	OPP. STRENGTH	TEAM	ADJ.	CONF.	ADJ CONF.
Average RPI Loss:	141	RECORD	PCT. RANK	GAMES	SCHEDULE	OF SCHEDULE	RPI	RPI	RPI	RPI
DIV. I ONLY	6- 15	286	3-7	145	126	247	247	11	11	
DIV. I NON-CONF.	3- 9	279	0-1	200	187	279	279	11	11	
TOTALS	RPI 1-25	RPI 26-50	W-L RECORDS	RPI 51-100	RPI 101-150	RPI 150+				
6- 15	0- 2	0- 1	OVERALL	0- 2	0- 4	6- 6				
3- 6	0- 0	0- 1	HOME	0- 1	0- 1	3- 3				
3- 7	0- 2	0- 0	AWAY	0- 0	0- 2	3- 3				
0- 2	0- 0	0- 0	NEUTRAL	0- 1	0- 1	0- 0				
3- 9	0- 1	0- 1	NON-CONFERENCE	0- 1	0- 1	3- 5				
1- 4	0- 0	0- 1	HOME	0- 0	0- 0	1- 3				
2- 3	0- 1	0- 0	AWAY	0- 0	0- 0	2- 2				
0- 2	0- 0	0- 0	NEUTRAL	0- 1	0- 1	0- 0				
3- 6	0- 1	0- 0	CONFERENCE	0- 1	0- 3	3- 1				
2- 2	0- 0	0- 0	HOME	0- 1	0- 1	2- 0				
1- 4	0- 1	0- 0	AWAY	0- 0	0- 2	1- 1				
0- 0	0- 0	0- 0	NEUTRAL	0- 0	0- 0	0- 0				

RPI 1-25				RPI 26-50				RPI 51-100				RPI 101+ Team's RPI: 247			
RPI	S	Opponent	Score	RPI	S	Opponent	Score	RPI	S	Opponent	Score	RPI	S	Opponent	Score
6	A	UCLA	52 74	41	H	Yale	65 81	66	N	Ball St.	72 77	105	A	Pacific	67 76
10	A	Gonzaga	52 78					81	H	BYU	44 59	124	A	Portland	49 74
												134	N	Providence	45 48
												146	H	San Diego	59 67
												167	H	Santa Clara	75 59
												175	A	Saint Mary's (CA)	70 86
												178	A	New Mexico	73 72
												185	H	Hawaii	65 51
												214	A	Tulsa	56 75
												220	H	Georgetown	53 64
												232	H	San Francisco	76 69
												239	H	Cal St. Fullerton	74 79
												249	A	Pepperdine	84 77
												250	H	CSUN	54 56
												262	A	Long Beach St.	70 57
												299	A	UC Irvine	65 80
LAST 10 Division I															
10	A	Gonzaga	52 78	175	A	Saint Mary's (CA)	70 86								
124	A	Portland	49 74	105	A	Pacific	67 76								
249	A	Pepperdine	84 77	146	H	San Diego	59 67								
167	H	Santa Clara	75 59	81	H	BYU	44 59								
232	H	San Francisco	76 69	134	N	Providence	45 48								

Non-Div I Games: Cal St. San B'dino 94 46

LMU (CA)

■ Loss, 
 ■ Non-Conf, 
 ■ S Site, 
 ■ H Home 
 ■ A Away 
 N Neutral

Average RPI Win:	148	WON-LOST	WINNING	LAST 10	STRENGTH OF	OPP. STRENGTH	TEAM	ADJ.	CONF.	ADJ CONF.
Average RPI Loss:	54	RECORD	PCT. RANK	GAMES	SCHEDULE	OF SCHEDULE	RPI	RPI	RPI	RPI
DIV. I ONLY	14- 5	47	6-4	43	39	24	24	4	4	
DIV. I NON-CONF.	10- 2	30	2-1	107	67	38	38	5	5	
TOTALS	RPI 1-25	RPI 26-50	W-L RECORDS	RPI 51-100	RPI 101-150	RPI 150+				
14- 5	2- 2	2- 1	OVERALL	2- 1	2- 1	6- 0				
8- 1	1- 1	1- 0	HOME	1- 0	1- 0	4- 0				
4- 4	1- 1	1- 1	AWAY	0- 1	1- 1	1- 0				
2- 0	0- 0	0- 0	NEUTRAL	1- 0	0- 0	1- 0				
10- 2	0- 1	2- 1	NON-CONFERENCE	1- 0	2- 0	5- 0				
5- 1	0- 1	1- 0	HOME	0- 0	1- 0	3- 0				
3- 1	0- 0	1- 1	AWAY	0- 0	1- 0	1- 0				
2- 0	0- 0	0- 0	NEUTRAL	1- 0	0- 0	1- 0				
4- 3	2- 1	0- 0	CONFERENCE	1- 1	0- 1	1- 0				
3- 0	1- 0	0- 0	HOME	1- 0	0- 0	1- 0				
1- 3	1- 1	0- 0	AWAY	0- 1	0- 1	0- 0				
0- 0	0- 0	0- 0	NEUTRAL	0- 0	0- 0	0- 0				

RPI 1-25				Team's RPI: 24		RPI 26-50				RPI 51-100				RPI 101+			
RPI	S	Opponent	Score	RPI	S	Opponent	Score	RPI	S	Opponent	Score	RPI	S	Opponent	Score		
11	A	Mississippi St.	60 64	32	A	FGCU	74 63	51	A	Tennessee	58 63	125	A	Tulane	59 54		
16	H	Florida St.	62 70	36	H	Rutgers	64 58	63	H	Alabama	71 60	145	A	Missouri	65 69		
17	A	Texas A&M	57 54	46	A	Oklahoma	68 90	96	N	Michigan St.	58 56	150	H	New Orleans	83 49		
20	H	Kentucky	65 59									181	N	Memphis	89 58		
												199	A	Little Rock	65 50		
												234	H	Southeastern La.	62 52		
												275	H	Ole Miss	52 44		
												294	H	Nicholls St.	63 32		
												350	H	Florida A&M	73 45		
LAST 10 Division I																	
51	A	Tennessee	58 63	145	A	Missouri	65 69										
20	H	Kentucky	65 59	63	H	Alabama	71 60										
11	A	Mississippi St.	60 64	350	H	Florida A&M	73 45										
275	H	Ole Miss	52 44	32	A	FGCU	74 63										
17	A	Texas A&M	57 54	46	A	Oklahoma	68 90										

Non-Div I Games:

LSU

■ Loss, 
 ■ Non-Conf, 
 ■ S Site, 
 ■ H Home 
 ■ A Away 
 N Neutral

Average RPI Win:	233	WON-LOST	WINNING	LAST 10	STRENGTH OF	OPP. STRENGTH	TEAM	ADJ.	CONF.	ADJ CONF.
Average RPI Loss:	115	RECORD	PCT. RANK	GAMES	SCHEDULE	OF SCHEDULE	RPI	RPI	RPI	RPI
DIV. I ONLY	8- 12	231	2-8	115	188	193	193	12	12	
DIV. I NON-CONF.	6- 7	182	0-3	116	280	165	165	12	12	
TOTALS	RPI 1-25	RPI 26-50	W-L RECORDS	RPI 51-100	RPI 101-150	RPI 150+				
8- 12	0- 0	0- 0	OVERALL	0- 6	1- 5	7- 1				
4- 6	0- 0	0- 0	HOME	0- 4	1- 2	3- 0				
3- 6	0- 0	0- 0	AWAY	0- 2	0- 3	3- 1				
1- 0	0- 0	0- 0	NEUTRAL	0- 0	0- 0	1- 0				
6- 7	0- 0	0- 0	NON-CONFERENCE	0- 4	1- 2	5- 1				
2- 4	0- 0	0- 0	HOME	0- 2	1- 2	1- 0				
3- 3	0- 0	0- 0	AWAY	0- 2	0- 0	3- 1				
1- 0	0- 0	0- 0	NEUTRAL	0- 0	0- 0	1- 0				
2- 5	0- 0	0- 0	CONFERENCE	0- 2	0- 3	2- 0				
2- 2	0- 0	0- 0	HOME	0- 2	0- 0	2- 0				
0- 3	0- 0	0- 0	AWAY	0- 0	0- 3	0- 0				
0- 0	0- 0	0- 0	NEUTRAL	0- 0	0- 0	0- 0				

RPI 1-25				RPI 26-50				RPI 51-100				RPI 101+				Team's RPI: 193	
RPI	S	Opponent	Score	RPI	S	Opponent	Score	RPI	S	Opponent	Score	RPI	S	Opponent	Score		
								57	H	Temple	69	72	107	A	Duquesne	56	82
								70	A	Drexel	31	69	116	A	Richmond	61	63
								79	H	Dayton	58	98	120	H	Penn	49	65
								86	A	Rider	43	70	131	H	Robert Morris	68	71
								89	H	Villanova	69	77	142	H	Harvard	75	69
								99	H	Saint Louis	61	77	148	A	Massachusetts	62	76
													182	A	Norfolk St.	55	52
													184	H	Saint Joseph's	67	59
													187	A	Penn St.	69	67
													240	A	Howard	78	62
													276	A	Navy	46	61
													284	H	St. Bonaventure	67	61
													303	N	UMBC	74	58
													342	H	Coppin St.	79	46
LAST 10 Division I																	
				184	H	Saint Joseph's	67	59	99	H	Saint Louis	61	77				
				116	A	Richmond	61	63	79	H	Dayton	58	98				
				284	H	St. Bonaventure	67	61	57	H	Temple	69	72				
				148	A	Massachusetts	62	76	89	H	Villanova	69	77				
				107	A	Duquesne	56	82	70	A	Drexel	31	69				

Non-Div I Games:

La Salle

■ Loss, 
 ■ Non-Conf, 
 ■ S Site, 
 ■ H Home 
 ■ A Away 
 N Neutral

Average RPI Win:	<b>328</b>	WON-LOST	WINNING	LAST 10	STRENGTH OF	OPP. STRENGTH	TEAM	ADJ.	CONF.	ADJ CONF.
Average RPI Loss:	<b>222</b>	RECORD	PCT. RANK	GAMES	SCHEDULE	OF SCHEDULE	RPI	RPI	RPI	RPI
DIV. I ONLY	<b>3- 16</b>	<b>326</b>	<b>2-8</b>	<b>341</b>	<b>324</b>	<b>346</b>	<b>346</b>	<b>22</b>	<b>22</b>	
DIV. I NON-CONF.	<b>2- 9</b>	<b>304</b>	<b>1-1</b>	<b>346</b>	<b>340</b>	<b>351</b>	<b>351</b>	<b>21</b>	<b>21</b>	
TOTALS	RPI 1-25	RPI 26-50	W-L RECORDS	RPI 51-100	RPI 101-150	RPI 150+				
3- 16	0- 0	0- 0	OVERALL	0- 1	0- 3	3- 12				
2- 5	0- 0	0- 0	HOME	0- 1	0- 0	2- 4				
1- 11	0- 0	0- 0	AWAY	0- 0	0- 3	1- 8				
0- 0	0- 0	0- 0	NEUTRAL	0- 0	0- 0	0- 0				
2- 9	0- 0	0- 0	NON-CONFERENCE	0- 0	0- 1	2- 8				
2- 3	0- 0	0- 0	HOME	0- 0	0- 0	2- 3				
0- 6	0- 0	0- 0	AWAY	0- 0	0- 1	0- 5				
0- 0	0- 0	0- 0	NEUTRAL	0- 0	0- 0	0- 0				
1- 7	0- 0	0- 0	CONFERENCE	0- 1	0- 2	1- 4				
0- 2	0- 0	0- 0	HOME	0- 1	0- 0	0- 1				
1- 5	0- 0	0- 0	AWAY	0- 0	0- 2	1- 3				
0- 0	0- 0	0- 0	NEUTRAL	0- 0	0- 0	0- 0				

RPI S	Opponent	Score	RPI S	Opponent	Score	RPI S	Opponent	Score	RPI S	Opponent	Score	Team's RPI: 346
						65	H Troy	65 <b>72</b>	101	A UT Arlington	34 <b>72</b>	
									130	A Louisiana	55 <b>68</b>	
									139	A Tennessee Tech	68 <b>75</b>	
									154	A Texas Tech	38 <b>83</b>	
									198	H Southern Miss.	42 <b>57</b>	
									199	H Little Rock	50 <b>70</b>	
									234	H Southeastern La.	52 <b>65</b>	
									236	A North Texas	51 <b>63</b>	
									263	A South Alabama	63 <b>72</b>	
									275	A Ole Miss	42 <b>66</b>	
									290	A Texas St.	58 55	
									291	A Ga. Southern	47 <b>64</b>	
									294	A Nicholls St.	59 <b>74</b>	
									319	A McNeese	69 <b>72</b>	
									323	A Georgia St.	52 <b>68</b>	
									329	H Houston Baptist	65 <b>72</b>	
									343	H Northwestern St.	63 54	
									351	H Mississippi Val.	74 66	
LAST 10 Division I												
130	A Louisiana	55 <b>68</b>	65	H Troy	65 <b>72</b>							
199	H Little Rock	50 <b>70</b>	323	A Georgia St.	52 <b>68</b>							
101	A UT Arlington	34 <b>72</b>	291	A Ga. Southern	47 <b>64</b>							
290	A Texas St.	58 55	351	H Mississippi Val.	74 66							
263	A South Alabama	63 <b>72</b>	154	A Texas Tech	38 <b>83</b>							

Non-Div I Games:

La.-Monroe

■ Loss, 
 ■ Non-Conf, 
 ■ S Site, 
 ■ H Home 
 ■ A Away 
 N Neutral

Average RPI Win:	264	WON-LOST	WINNING	LAST 10	STRENGTH OF	OPP. STRENGTH	TEAM	ADJ.	CONF.	ADJ CONF.
Average RPI Loss:	140	RECORD	PCT. RANK	GAMES	SCHEDULE	OF SCHEDULE	RPI	RPI	RPI	RPI
DIV. I ONLY	9- 9	175	5-5	213	294	201	201	15	15	
DIV. I NON-CONF.	4- 6	212	0-2	273	337	286	286	16	16	
TOTALS	RPI 1-25	RPI 26-50	W-L RECORDS	RPI 51-100	RPI 101-150	RPI 150+				
9- 9	0- 0	0- 1	OVERALL	0- 3	1- 2	8- 3				
7- 2	0- 0	0- 0	HOME	0- 0	1- 1	6- 1				
2- 7	0- 0	0- 1	AWAY	0- 3	0- 1	2- 2				
0- 0	0- 0	0- 0	NEUTRAL	0- 0	0- 0	0- 0				
4- 6	0- 0	0- 1	NON-CONFERENCE	0- 1	0- 1	4- 3				
3- 2	0- 0	0- 0	HOME	0- 0	0- 1	3- 1				
1- 4	0- 0	0- 1	AWAY	0- 1	0- 0	1- 2				
0- 0	0- 0	0- 0	NEUTRAL	0- 0	0- 0	0- 0				
5- 3	0- 0	0- 0	CONFERENCE	0- 2	1- 1	4- 0				
4- 0	0- 0	0- 0	HOME	0- 0	1- 0	3- 0				
1- 3	0- 0	0- 0	AWAY	0- 2	0- 1	1- 0				
0- 0	0- 0	0- 0	NEUTRAL	0- 0	0- 0	0- 0				

RPI 1-25				RPI 26-50				RPI 51-100				RPI 101+				Team's RPI: 201	
RPI	S	Opponent	Score	RPI	S	Opponent	Score	RPI	S	Opponent	Score	RPI	S	Opponent	Score		
				43	A	St. John's (NY)	44 76	60	A	Bucknell	36 50	107	H	Duquesne	65 73		
								76	A	Seton Hall	50 74	117	H	Lehigh	61 53		
								88	A	Colgate	52 73	119	A	Holy Cross	56 57		
												179	A	Binghamton	64 74		
												202	H	Boston U.	59 57		
												221	H	Manhattan	60 53		
												274	H	Loyola Maryland	55 52		
												276	H	Navy	79 52		
												286	A	Monmouth	44 52		
												293	A	Army West Point	57 52		
												303	H	UMBC	58 65		
												313	A	Albany (NY)	54 47		
												332	H	Fairleigh Dickinson	61 29		
												347	H	LIU Brooklyn	65 60		
LAST 10 Division I																	
				117	H	Lehigh	61 53	119	A	Holy Cross	56 57						
				293	A	Army West Point	57 52	60	A	Bucknell	36 50						
				276	H	Navy	79 52	202	H	Boston U.	59 57						
				88	A	Colgate	52 73	303	H	UMBC	58 65						
				274	H	Loyola Maryland	55 52	76	A	Seton Hall	50 74						

Non-Div I Games:

Lafayette

## Lamar University

Through Games Of Jan. 28, 2020

Average RPI Win:	264	WON-LOST	WINNING	LAST 10	STRENGTH OF	OPP. STRENGTH	TEAM	ADJ.	CONF.	ADJ CONF.
Average RPI Loss:	138	RECORD	PCT. RANK	GAMES	SCHEDULE	OF SCHEDULE	RPI	RPI	RPI	RPI
DIV. I ONLY	6- 11	250	4-6	117	296	217	217	23	23	
DIV. I NON-CONF.	2- 5	259	0	13	164	135	135	20	20	
TOTALS	RPI 1-25	RPI 26-50	W-L RECORDS	RPI 51-100	RPI 101-150	RPI 150+				
6- 11	0- 2	0- 1	OVERALL	1- 1	0- 4	5- 3				
3- 4	0- 0	0- 0	HOME	0- 0	0- 3	3- 1				
2- 7	0- 2	0- 1	AWAY	0- 1	0- 1	2- 2				
1- 0	0- 0	0- 0	NEUTRAL	1- 0	0- 0	0- 0				
2- 5	0- 2	0- 1	NON-CONFERENCE	1- 0	0- 1	1- 1				
1- 1	0- 0	0- 0	HOME	0- 0	0- 1	1- 0				
0- 4	0- 2	0- 1	AWAY	0- 0	0- 0	0- 1				
1- 0	0- 0	0- 0	NEUTRAL	1- 0	0- 0	0- 0				
4- 6	0- 0	0- 0	CONFERENCE	0- 1	0- 3	4- 2				
2- 3	0- 0	0- 0	HOME	0- 0	0- 2	2- 1				
2- 3	0- 0	0- 0	AWAY	0- 1	0- 1	2- 1				
0- 0	0- 0	0- 0	NEUTRAL	0- 0	0- 0	0- 0				

RPI 1-25				RPI 26-50				RPI 51-100				RPI 101+ Team's RPI: 217			
RPI	S	Opponent	Score	RPI	S	Opponent	Score	RPI	S	Opponent	Score	RPI	S	Opponent	Score
8	A	Baylor	28 90	44	A	Oklahoma St.	53 74	84	A	Abilene Christian	72 78	130	H	Louisiana	63 74
18	A	NC State	40 81					97	N	Idaho	47 44	140	H	SFA	53 54
												141	A	A&M-Corpus Christi	39 49
												150	H	New Orleans	57 62
												163	A	Sam Houston St.	47 68
												234	A	Southeastern La.	65 57
												289	H	Denver	71 59
												294	A	Nicholls St.	84 78
												310	H	Incarinate Word	48 67
												329	H	Houston Baptist	60 53
												335	A	Cal Poly	56 57
												343	H	Northwestern St.	61 58
LAST 10 Division I															
140	H	SFA	53 54	294	A	Nicholls St.	84 78								
310	H	Incarinate Word	48 67	84	A	Abilene Christian	72 78								
141	A	A&M-Corpus Christi	39 49	150	H	New Orleans	57 62								
163	A	Sam Houston St.	47 68	343	H	Northwestern St.	61 58								
329	H	Houston Baptist	60 53	234	A	Southeastern La.	65 57								

Non-Div I Games: Howard Payne 96 36 LeTourneau 90 38

Lamar University

Loss, Non-Conf, S Site, H Home A Away N Neutral

Average RPI Win: <b>233</b>	WON-LOST	WINNING	LAST 10	STRENGTH OF	OPP. STRENGTH	TEAM	ADJ.	CONF.	ADJ CONF.
Average RPI Loss: <b>105</b>	RECORD	PCT. RANK	GAMES	SCHEDULE	OF SCHEDULE	RPI	RPI	RPI	RPI
DIV. I ONLY	12- 6	76	6-4	215	176	117	117	15	15
DIV. I NON-CONF.	7- 3	80	1-1	215	213	96	96	16	16
TOTALS	RPI 1-25	RPI 26-50	W-L RECORDS	RPI 51-100	RPI 101-150	RPI 150+			
12- 6	0- 0	0- 0	OVERALL	1- 3	1- 2	10- 1			
5- 2	0- 0	0- 0	HOME	1- 1	1- 1	3- 0			
7- 2	0- 0	0- 0	AWAY	0- 1	0- 0	7- 1			
0- 2	0- 0	0- 0	NEUTRAL	0- 1	0- 1	0- 0			
7- 3	0- 0	0- 0	NON-CONFERENCE	1- 2	1- 1	5- 0			
3- 0	0- 0	0- 0	HOME	1- 0	1- 0	1- 0			
4- 1	0- 0	0- 0	AWAY	0- 1	0- 0	4- 0			
0- 2	0- 0	0- 0	NEUTRAL	0- 1	0- 1	0- 0			
5- 3	0- 0	0- 0	CONFERENCE	0- 1	0- 1	5- 1			
2- 2	0- 0	0- 0	HOME	0- 1	0- 1	2- 0			
3- 1	0- 0	0- 0	AWAY	0- 0	0- 0	3- 1			
0- 0	0- 0	0- 0	NEUTRAL	0- 0	0- 0	0- 0			

RPI 1-25				RPI 26-50				RPI 51-100				RPI 101+				Team's RPI: 117	
RPI	S	Opponent	Score	RPI	S	Opponent	Score	RPI	S	Opponent	Score	RPI	S	Opponent	Score		
								60	H	Bucknell	50	71	115	N	Fordham	57	59
								66	N	Ball St.	52	54	119	H	Holy Cross	57	74
								71	A	Minnesota	49	77	149	H	George Washington	59	53
								76	H	Seton Hall	75	68	169	A	Merrimack	72	68
													197	A	American	64	63
													201	A	Lafayette	53	61
													202	H	Boston U.	51	34
													238	A	Mt. St. Mary's	66	65
													259	A	Delaware St.	68	38
													274	A	Loyola Maryland	55	53
													276	A	Navy	60	53
													276	H	Navy	70	40
													334	A	Saint Peter's	80	71
													344	H	Central Conn. St.	70	51
LAST 10 Division I																	
				201	A	Lafayette	53	61	202	H	Boston U.	51	34				
				119	H	Holy Cross	57	74	274	A	Loyola Maryland	55	53				
				60	H	Bucknell	50	71	276	H	Navy	70	40				
				276	A	Navy	60	53	334	A	Saint Peter's	80	71				
				197	A	American	64	63	71	A	Minnesota	49	77				

Non-Div I Games: Bloomsburg 91 43

Lehigh

# Liberty

Through Games Of Jan. 28, 2020

Average RPI Win:	219	WON-LOST	WINNING	LAST 10	STRENGTH OF	OPP. STRENGTH	TEAM	ADJ.	CONF.	ADJ CONF.
Average RPI Loss:	107	RECORD	PCT. RANK	GAMES	SCHEDULE	OF SCHEDULE	RPI	RPI	RPI	RPI
DIV. I ONLY	11- 9	149	7-3	102	161	112	112	16	16	
DIV. I NON-CONF.	7- 6	161	3-0	75	172	102	102	15	15	
TOTALS	RPI 1-25	RPI 26-50	W-L RECORDS	RPI 51-100	RPI 101-150	RPI 150+				
11- 9	0- 1	0- 3	OVERALL	1- 1	0- 1	10- 3				
3- 4	0- 0	0- 0	HOME	0- 0	0- 1	3- 3				
6- 4	0- 0	0- 3	AWAY	0- 1	0- 0	6- 0				
2- 1	0- 1	0- 0	NEUTRAL	1- 0	0- 0	1- 0				
7- 6	0- 1	0- 2	NON-CONFERENCE	1- 0	0- 1	6- 2				
1- 3	0- 0	0- 0	HOME	0- 0	0- 1	1- 2				
4- 2	0- 0	0- 2	AWAY	0- 0	0- 0	4- 0				
2- 1	0- 1	0- 0	NEUTRAL	1- 0	0- 0	1- 0				
4- 3	0- 0	0- 1	CONFERENCE	0- 1	0- 0	4- 1				
2- 1	0- 0	0- 0	HOME	0- 0	0- 0	2- 1				
2- 2	0- 0	0- 1	AWAY	0- 1	0- 0	2- 0				
0- 0	0- 0	0- 0	NEUTRAL	0- 0	0- 0	0- 0				

RPI S	Opponent	Score	RPI S	Opponent	Score	RPI S	Opponent	Score	RPI S	Opponent	Score	Team's RPI: 112
14 N	Oregon St.	55 68	26 A	Virginia Tech	69 73	54 N	Bradley	75 63	122 H	UNC Greensboro	53 58	
			32 A	FGCU	57 64	80 A	North Florida	50 65	170 H	North Ala.	71 76	
			45 A	James Madison	53 76				180 A	Hampton	83 59	
									182 A	Norfolk St.	67 48	
									189 N	Miami (OH)	65 53	
									204 H	Jacksonville	85 76	
									230 A	UMKC	68 44	
									235 H	Chattanooga	54 71	
									242 H	ETSU	62 63	
									248 A	Saint Francis (PA)	71 52	
									257 A	Stetson	57 48	
									264 H	Lipscomb	64 60	
									268 H	East Carolina	81 66	
									330 A	NJIT	67 53	
LAST 10 Division I												
80 A	North Florida	50 65	32 A	FGCU	57 64							
257 A	Stetson	57 48	330 A	NJIT	67 53							
264 H	Lipscomb	64 60	230 A	UMKC	68 44							
170 H	North Ala.	71 76	54 N	Bradley	75 63							
204 H	Jacksonville	85 76	248 A	Saint Francis (PA)	71 52							

Non-Div I Games:

Liberty

Loss, Non-Conf, S Site, H Home A Away N Neutral



Average RPI Win:	<b>289</b>	WON-LOST	WINNING	LAST 10	STRENGTH OF	OPP. STRENGTH	TEAM	ADJ.	CONF.	ADJ CONF.
Average RPI Loss:	<b>135</b>	RECORD	PCT. RANK	GAMES	SCHEDULE	OF SCHEDULE	RPI	RPI	RPI	RPI
DIV. I ONLY	<b>4- 16</b>	<b>309</b>	<b>2-8</b>	<b>94</b>	<b>262</b>	<b>264</b>	<b>264</b>	<b>16</b>	<b>16</b>	
DIV. I NON-CONF.	<b>2- 10</b>	<b>313</b>	<b>0-2</b>	<b>80</b>	<b>308</b>	<b>266</b>	<b>266</b>	<b>15</b>	<b>15</b>	
TOTALS	RPI 1-25	RPI 26-50	W-L RECORDS	RPI 51-100	RPI 101-150	RPI 150+				
4- 16	0- 0	0- 1	OVERALL	0- 7	0- 2	4- 6				
1- 7	0- 0	0- 0	HOME	0- 2	0- 0	1- 5				
3- 7	0- 0	0- 1	AWAY	0- 3	0- 2	3- 1				
0- 2	0- 0	0- 0	NEUTRAL	0- 2	0- 0	0- 0				
2- 10	0- 0	0- 0	NON-CONFERENCE	0- 6	0- 1	2- 3				
1- 3	0- 0	0- 0	HOME	0- 1	0- 0	1- 2				
1- 5	0- 0	0- 0	AWAY	0- 3	0- 1	1- 1				
0- 2	0- 0	0- 0	NEUTRAL	0- 2	0- 0	0- 0				
2- 6	0- 0	0- 1	CONFERENCE	0- 1	0- 1	2- 3				
0- 4	0- 0	0- 0	HOME	0- 1	0- 0	0- 3				
2- 2	0- 0	0- 1	AWAY	0- 0	0- 1	2- 0				
0- 0	0- 0	0- 0	NEUTRAL	0- 0	0- 0	0- 0				

RPI 1-25				RPI 26-50				RPI 51-100				RPI 101+				Team's RPI: 264	
RPI	S	Opponent	Score	RPI	S	Opponent	Score	RPI	S	Opponent	Score	RPI	S	Opponent	Score		
				32	A	FGCU	56 82	52	A	Middle Tenn.	49 70	112	A	Liberty	60 64		
								67	H	Belmont	68 69	139	A	Tennessee Tech	58 78		
								73	N	Marist	63 74	170	H	North Ala.	72 84		
								79	A	Dayton	60 82	204	H	Jacksonville	64 73		
								80	H	North Florida	60 68	208	H	Kennesaw St.	66 74		
								86	N	Rider	76 81	222	H	Murray St.	57 67		
								87	A	UT Martin	67 83	231	H	Northern Ky.	71 69		
												244	H	Eastern Ill.	56 66		
												257	A	Stetson	65 59		
												309	A	Jacksonville St.	63 65		
												330	A	NJIT	65 57		
												339	A	Tennessee St.	74 64		
LAST 10 Division I																	
204	H	Jacksonville	64 73	170	H	North Ala.	72 84										
80	H	North Florida	60 68	257	A	Stetson	65 59										
330	A	NJIT	65 57	32	A	FGCU	56 82										
112	A	Liberty	60 64	139	A	Tennessee Tech	58 78										
208	H	Kennesaw St.	66 74	87	A	UT Martin	67 83										

Non-Div I Games: Queens (NC) 86 45

Lipscomb

■ Loss, 
 ■ Non-Conf, 
 ■ S Site, 
 ■ H Home 
 ■ A Away 
 N Neutral

# Little Rock

Through Games Of Jan. 28, 2020

Average RPI Win:	270	WON-LOST	WINNING	LAST 10	STRENGTH OF	OPP. STRENGTH	TEAM	ADJ.	CONF.	ADJ CONF.
Average RPI Loss:	95	RECORD	PCT. RANK	GAMES	SCHEDULE	OF SCHEDULE	RPI	RPI	RPI	RPI
DIV. I ONLY	8- 11	218	6-4	151	129	199	199	22	22	
DIV. I NON-CONF.	2- 9	304	0-2	40	28	225	225	21	21	
TOTALS	RPI 1-25	RPI 26-50	W-L RECORDS	RPI 51-100	RPI 101-150	RPI 150+				
8- 11	0- 3	0- 2	OVERALL	0- 1	0- 2	8- 3				
6- 4	0- 1	0- 0	HOME	0- 0	0- 1	6- 2				
2- 7	0- 2	0- 2	AWAY	0- 1	0- 1	2- 1				
0- 0	0- 0	0- 0	NEUTRAL	0- 0	0- 0	0- 0				
2- 9	0- 3	0- 2	NON-CONFERENCE	0- 1	0- 0	2- 3				
2- 3	0- 1	0- 0	HOME	0- 0	0- 0	2- 2				
0- 6	0- 2	0- 2	AWAY	0- 1	0- 0	0- 1				
0- 0	0- 0	0- 0	NEUTRAL	0- 0	0- 0	0- 0				
6- 2	0- 0	0- 0	CONFERENCE	0- 0	0- 2	6- 0				
4- 1	0- 0	0- 0	HOME	0- 0	0- 1	4- 0				
2- 1	0- 0	0- 0	AWAY	0- 0	0- 1	2- 0				
0- 0	0- 0	0- 0	NEUTRAL	0- 0	0- 0	0- 0				

RPI S	Opponent	Score	RPI S	Opponent	Score	RPI S	Opponent	Score	RPI S	Opponent	Score	Team's RPI: 199
11	A Mississippi St.	50 89	28	A Western Ky.	58 77	100	A Rice	40 66	101	A UT Arlington	58 65	
17	A Texas A&M	35 78	47	A Arkansas	53 86				123	H Coastal Caro.	48 68	
24	H LSU	50 65							166	A Fla. Atlantic	72 79	
									181	H Memphis	50 68	
									206	H Central Ark.	63 48	
									211	H Arkansas St.	67 58	
									214	H Tulsa	63 51	
									252	H Louisiana Tech	38 43	
									280	H Appalachian St.	68 63	
									290	A Texas St.	78 66	
									291	H Ga. Southern	58 46	
									323	H Georgia St.	66 46	
									346	A La.-Monroe	70 50	
LAST 10 Division I												
280	H Appalachian St.	68 63	291	H Ga. Southern	58 46							
346	A La.-Monroe	70 50	101	A UT Arlington	58 65							
211	H Arkansas St.	67 58	290	A Texas St.	78 66							
123	H Coastal Caro.	48 68	11	A Mississippi St.	50 89							
323	H Georgia St.	66 46	47	A Arkansas	53 86							

Non-Div I Games:

Little Rock

Loss, Non-Conf, S Site, H Home A Away N Neutral

Average RPI Win:	257	WON-LOST	WINNING	LAST 10	STRENGTH OF	OPP. STRENGTH	TEAM	ADJ.	CONF.	ADJ CONF.
Average RPI Loss:	180	RECORD	PCT. RANK	GAMES	SCHEDULE	OF SCHEDULE	RPI	RPI	RPI	RPI
DIV. I ONLY	8- 10	206	6-4	317	157	262	262	27	27	
DIV. I NON-CONF.	4- 8	235	2-2	295	87	283	283	26	26	
TOTALS	RPI 1-25	RPI 26-50	W-L RECORDS	RPI 51-100	RPI 101-150	RPI 150+				
8- 10	0- 2	0- 0	OVERALL	0- 1	0- 1	8- 6				
4- 3	0- 1	0- 0	HOME	0- 0	0- 0	4- 2				
2- 7	0- 1	0- 0	AWAY	0- 1	0- 1	2- 4				
2- 0	0- 0	0- 0	NEUTRAL	0- 0	0- 0	2- 0				
4- 8	0- 2	0- 0	NON-CONFERENCE	0- 1	0- 1	4- 4				
1- 3	0- 1	0- 0	HOME	0- 0	0- 0	1- 2				
1- 5	0- 1	0- 0	AWAY	0- 1	0- 1	1- 2				
2- 0	0- 0	0- 0	NEUTRAL	0- 0	0- 0	2- 0				
4- 2	0- 0	0- 0	CONFERENCE	0- 0	0- 0	4- 2				
3- 0	0- 0	0- 0	HOME	0- 0	0- 0	3- 0				
1- 2	0- 0	0- 0	AWAY	0- 0	0- 0	1- 2				
0- 0	0- 0	0- 0	NEUTRAL	0- 0	0- 0	0- 0				

RPI 1-25				RPI 26-50				RPI 51-100				RPI 101+ Team's RPI: 262			
RPI	S	Opponent	Score	RPI	S	Opponent	Score	RPI	S	Opponent	Score	RPI	S	Opponent	Score
2	H	Oregon	45 81					75	A	Southern California	40 57	127	A	California	45 68
6	A	UCLA	51 86									167	A	Santa Clara	54 46
												185	H	Hawaii	62 55
												187	N	Penn St.	64 56
												191	A	UC Davis	55 57
												239	A	Cal St. Fullerton	65 69
												247	H	LMU (CA)	57 70
												250	H	CSUN	60 52
												283	H	Utah St.	48 56
												297	A	California Baptist	70 79
												299	A	UC Irvine	56 46
												315	H	Air Force	74 68
												320	N	UTRGV	69 65
												331	A	Seattle U	54 66
												335	H	Cal Poly	72 69
LAST 10 Division I															
299	A	UC Irvine	56 46	335	H	Cal Poly	72 69								
185	H	Hawaii	62 55	75	A	Southern California	40 57								
250	H	CSUN	60 52	320	N	UTRGV	69 65								
191	A	UC Davis	55 57	315	H	Air Force	74 68								
239	A	Cal St. Fullerton	65 69	2	H	Oregon	45 81								

Non-Div I Games: Westcliff 94 47 Bethesda (CA) 90 43

Long Beach St.

Loss, Non-Conf, S Site, H Home A Away N Neutral

Average RPI Win:	277	WON-LOST	WINNING	LAST 10	STRENGTH OF	OPP. STRENGTH	TEAM	ADJ.	CONF.	ADJ CONF.
Average RPI Loss:	193	RECORD	PCT. RANK	GAMES	SCHEDULE	OF SCHEDULE	RPI	RPI	RPI	RPI
DIV. I ONLY	9- 10	189	5-5	310	297	270	270	26	26	
DIV. I NON-CONF.	4- 5	195	0	312	190	262	262	27	27	
TOTALS	RPI 1-25	RPI 26-50	W-L RECORDS	RPI 51-100	RPI 101-150	RPI 150+				
9- 10	0- 0	0- 1	OVERALL	0- 0	0- 2	9- 7				
6- 4	0- 0	0- 0	HOME	0- 0	0- 1	6- 3				
3- 6	0- 0	0- 1	AWAY	0- 0	0- 1	3- 4				
0- 0	0- 0	0- 0	NEUTRAL	0- 0	0- 0	0- 0				
4- 5	0- 0	0- 1	NON-CONFERENCE	0- 0	0- 1	4- 3				
3- 1	0- 0	0- 0	HOME	0- 0	0- 0	3- 1				
1- 4	0- 0	0- 1	AWAY	0- 0	0- 1	1- 2				
0- 0	0- 0	0- 0	NEUTRAL	0- 0	0- 0	0- 0				
5- 5	0- 0	0- 0	CONFERENCE	0- 0	0- 1	5- 4				
3- 3	0- 0	0- 0	HOME	0- 0	0- 1	3- 2				
2- 2	0- 0	0- 0	AWAY	0- 0	0- 0	2- 2				
0- 0	0- 0	0- 0	NEUTRAL	0- 0	0- 0	0- 0				

RPI 1-25			RPI 26-50			RPI 51-100			RPI 101+ Team's RPI: 270		
RPI	S	Opponent	Score	RPI	S	Opponent	Score	RPI	S	Opponent	Score
				45	A	James Madison	53 93				
								126	H	Campbell	55 70
								128	A	Florida	54 71
								180	A	Hampton	55 72
								182	A	Norfolk St.	46 49
								216	H	High Point	69 76
								225	H	UNC Asheville	73 56
								226	H	Brown	86 76
								227	H	Gardner-Webb	80 70
								237	H	Radford	61 62
								251	H	UNCW	59 58
								259	H	Delaware St.	78 62
								260	A	Winthrop	63 74
								268	H	East Carolina	61 64
								285	A	Wofford	76 79
								296	A	Presbyterian	71 60
								327	A	UMES	71 62
								340	A	USC Upstate	70 62
								341	H	Charleston So.	84 64
LAST 10 Division I											
				180	A	Hampton	55 72	340	A	USC Upstate	70 62
				225	H	UNC Asheville	73 56	341	H	Charleston So.	84 64
				260	A	Winthrop	63 74	126	H	Campbell	55 70
				216	H	High Point	69 76	296	A	Presbyterian	71 60
				237	H	Radford	61 62	227	H	Gardner-Webb	80 70

Non-Div I Games:

Longwood

■ Loss, 
 ■ Non-Conf, 
 ■ S Site, 
 ■ H Home 
 ■ A Away 
 N Neutral

## Louisiana

Through Games Of Jan. 28, 2020

Average RPI Win:	245	WON-LOST	WINNING	LAST 10	STRENGTH OF	OPP. STRENGTH	TEAM	ADJ.	CONF.	ADJ CONF.
Average RPI Loss:	161	RECORD	PCT. RANK	GAMES	SCHEDULE	OF SCHEDULE	RPI	RPI	RPI	RPI
DIV. I ONLY	11- 6	96	7-3	266	233	130	130	22	22	
DIV. I NON-CONF.	5- 4	140	1-1	236	207	141	141	21	21	
TOTALS	RPI 1-25	RPI 26-50	W-L RECORDS	RPI 51-100	RPI 101-150	RPI 150+				
11- 6	0- 1	0- 0	OVERALL	1- 0	1- 1	9- 4				
5- 1	0- 1	0- 0	HOME	0- 0	0- 0	5- 0				
6- 5	0- 0	0- 0	AWAY	1- 0	1- 1	4- 4				
0- 0	0- 0	0- 0	NEUTRAL	0- 0	0- 0	0- 0				
5- 4	0- 1	0- 0	NON-CONFERENCE	0- 0	1- 0	4- 3				
2- 1	0- 1	0- 0	HOME	0- 0	0- 0	2- 0				
3- 3	0- 0	0- 0	AWAY	0- 0	1- 0	2- 3				
0- 0	0- 0	0- 0	NEUTRAL	0- 0	0- 0	0- 0				
6- 2	0- 0	0- 0	CONFERENCE	1- 0	0- 1	5- 1				
3- 0	0- 0	0- 0	HOME	0- 0	0- 0	3- 0				
3- 2	0- 0	0- 0	AWAY	1- 0	0- 1	2- 1				
0- 0	0- 0	0- 0	NEUTRAL	0- 0	0- 0	0- 0				

RPI 1-25				RPI 26-50				RPI 51-100				RPI 101+ Team's RPI: 130			
RPI	S	Opponent	Score	RPI	S	Opponent	Score	RPI	S	Opponent	Score	RPI	S	Opponent	Score
11	H	Mississippi St.	48 64					65	A	Troy	79 73	101	A	UT Arlington	52 79
												150	A	New Orleans	65 60
												163	A	Sam Houston St.	73 77
												165	A	Jackson St.	54 65
												211	H	Arkansas St.	83 43
												217	A	Lamar University	74 63
												234	H	Southeastern La.	60 50
												236	A	North Texas	66 69
												263	H	South Alabama	73 68
												275	A	Ole Miss	53 42
												290	A	Texas St.	73 67
												291	A	Ga. Southern	67 83
												319	H	McNeese	75 55
												323	A	Georgia St.	75 65
												346	H	La.-Monroe	68 55
LAST 10 Division I															
346	H	La.-Monroe	68 55	263	H	South Alabama	73 68								
211	H	Arkansas St.	83 43	291	A	Ga. Southern	67 83								
290	A	Texas St.	73 67	323	A	Georgia St.	75 65								
101	A	UT Arlington	52 79	165	A	Jackson St.	54 65								
65	A	Troy	79 73	275	A	Ole Miss	53 42								

Non-Div I Games: Loyola (LA) 67 51 Xavier (LA) 62 49

Louisiana

Loss, Non-Conf, S Site, H Home A Away N Neutral

Average RPI Win:	218	WON-LOST	WINNING	LAST 10	STRENGTH OF	OPP. STRENGTH	TEAM	ADJ.	CONF.	ADJ CONF.
Average RPI Loss:	193	RECORD	PCT. RANK	GAMES	SCHEDULE	OF SCHEDULE	RPI	RPI	RPI	RPI
DIV. I ONLY	8- 8	175	5-5	275	175	252	252	13	13	
DIV. I NON-CONF.	6- 3	90	3-0	337	222	227	227	13	13	
TOTALS	RPI 1-25	RPI 26-50	W-L RECORDS	RPI 51-100	RPI 101-150	RPI 150+				
8- 8	0- 0	0- 0	OVERALL	1- 1	0- 1	7- 6				
7- 3	0- 0	0- 0	HOME	1- 0	0- 1	6- 2				
1- 5	0- 0	0- 0	AWAY	0- 1	0- 0	1- 4				
0- 0	0- 0	0- 0	NEUTRAL	0- 0	0- 0	0- 0				
6- 3	0- 0	0- 0	NON-CONFERENCE	0- 0	0- 0	6- 3				
5- 1	0- 0	0- 0	HOME	0- 0	0- 0	5- 1				
1- 2	0- 0	0- 0	AWAY	0- 0	0- 0	1- 2				
0- 0	0- 0	0- 0	NEUTRAL	0- 0	0- 0	0- 0				
2- 5	0- 0	0- 0	CONFERENCE	1- 1	0- 1	1- 3				
2- 2	0- 0	0- 0	HOME	1- 0	0- 1	1- 1				
0- 3	0- 0	0- 0	AWAY	0- 1	0- 0	0- 2				
0- 0	0- 0	0- 0	NEUTRAL	0- 0	0- 0	0- 0				

RPI 1-25				RPI 26-50				RPI 51-100				RPI 101+				Team's RPI: 252	
RPI	S	Opponent	Score	RPI	S	Opponent	Score	RPI	S	Opponent	Score	RPI	S	Opponent	Score		
								52	H	Middle Tenn.	78 60	113	H	UAB	51	71	
								100	A	Rice	47 60	159	A	Houston	53	67	
												164	H	Wichita St.	80	88	
												181	H	Memphis	83	74	
												198	A	Southern Miss.	60	66	
												199	A	Little Rock	43	38	
												210	H	UTEP	87	80	
												211	H	Arkansas St.	67	54	
												234	H	Southeastern La.	92	78	
												236	A	North Texas	69	74	
												275	A	Ole Miss	53	76	
												302	H	UTSA	73	82	
												319	H	McNeese	79	54	
												336	H	Grambling	70	66	
LAST 10 Division I																	
								113	H	UAB	51 71	302	H	UTSA	73 82		
								52	H	Middle Tenn.	78 60	198	A	Southern Miss.	60 66		
								236	A	North Texas	69 74	211	H	Arkansas St.	67 54		
								100	A	Rice	47 60	336	H	Grambling	70 66		
								210	H	UTEP	87 80	234	H	Southeastern La.	92 78		

Non-Div I Games: Loyola (LA) 71 52 LSU-Alexandria 93 61

Louisiana Tech

Loss, Non-Conf, S Site, H Home A Away N Neutral

## Louisville

Through Games Of Jan. 28, 2020

Average RPI Win:	101	WON-LOST	WINNING	LAST 10	STRENGTH OF	OPP. STRENGTH	TEAM	ADJ.	CONF.	ADJ CONF.
Average RPI Loss:	25	RECORD	PCT. RANK	GAMES	SCHEDULE	OF SCHEDULE	RPI	RPI	RPI	RPI
DIV. I ONLY	20- 1	1	10-0	42	1	3	3	5	5	
DIV. I NON-CONF.	11- 1	13	1-0	8	5	1	1	3	3	
TOTALS	RPI 1-25	RPI 26-50	W-L RECORDS	RPI 51-100	RPI 101-150	RPI 150+				
20- 1	3- 1	4- 0	OVERALL	5- 0	3- 0	5- 0				
10- 0	1- 0	3- 0	HOME	1- 0	2- 0	3- 0				
7- 1	1- 1	0- 0	AWAY	4- 0	0- 0	2- 0				
3- 0	1- 0	1- 0	NEUTRAL	0- 0	1- 0	0- 0				
11- 1	3- 1	2- 0	NON-CONFERENCE	1- 0	2- 0	3- 0				
5- 0	1- 0	1- 0	HOME	0- 0	1- 0	2- 0				
3- 1	1- 1	0- 0	AWAY	1- 0	0- 0	1- 0				
3- 0	1- 0	1- 0	NEUTRAL	0- 0	1- 0	0- 0				
9- 0	0- 0	2- 0	CONFERENCE	4- 0	1- 0	2- 0				
5- 0	0- 0	2- 0	HOME	1- 0	1- 0	1- 0				
4- 0	0- 0	0- 0	AWAY	3- 0	0- 0	1- 0				
0- 0	0- 0	0- 0	NEUTRAL	0- 0	0- 0	0- 0				

RPI	S	Opponent	Score	RPI	S	Opponent	Score	RPI	S	Opponent	Score	RPI	S	Opponent	Score
2	N	Oregon	72 62	28	H	Western Ky.	75 56	58	A	North Carolina	74 67	101	N	UT Arlington	76 67
20	A	Kentucky	67 66	35	H	Virginia	71 56	61	A	Miami (FL)	87 41	110	H	Boise St.	98 82
21	H	Central Mich.	76 63	38	H	Duke	60 55	64	H	Wake Forest	75 61	114	H	Syracuse	62 58
25	A	Ohio St.	60 67	44	N	Oklahoma St.	69 48	87	A	UT Martin	71 63	171	A	Clemson	75 50
								92	A	Boston College	81 70	222	H	Murray St.	76 40
												231	A	Northern Ky.	85 57
												235	H	Chattanooga	86 37
												287	H	Pittsburgh	83 49
LAST 10 Division I															
				287	H	Pittsburgh	83 49	61	A	Miami (FL)	87 41				
				35	H	Virginia	71 56	38	H	Duke	60 55				
				58	A	North Carolina	74 67	171	A	Clemson	75 50				
				92	A	Boston College	81 70	114	H	Syracuse	62 58				
				64	H	Wake Forest	75 61	87	A	UT Martin	71 63				

Non-Div I Games:

Louisville

■ Loss, 
 ■ Non-Conf, S Site, 
 ■ Home 
 ■ Away 
 N Neutral

Average RPI Win:	230	WON-LOST	WINNING	LAST 10	STRENGTH OF	OPP. STRENGTH	TEAM	ADJ.	CONF.	ADJ CONF.
Average RPI Loss:	76	RECORD	PCT. RANK	GAMES	SCHEDULE	OF SCHEDULE	RPI	RPI	RPI	RPI
DIV. I ONLY	13- 5	51	5-5	183	180	103	103	7	7	
DIV. I NON-CONF.	9- 2	38	1-2	264	276	109	109	7	7	
TOTALS	RPI 1-25	RPI 26-50	W-L RECORDS	RPI 51-100	RPI 101-150	RPI 150+				
13- 5	0- 2	0- 0	OVERALL	2- 1	1- 1	10- 1				
5- 4	0- 2	0- 0	HOME	2- 1	0- 1	3- 0				
8- 1	0- 0	0- 0	AWAY	0- 0	1- 0	7- 1				
0- 0	0- 0	0- 0	NEUTRAL	0- 0	0- 0	0- 0				
9- 2	0- 1	0- 0	NON-CONFERENCE	0- 0	1- 1	8- 0				
3- 2	0- 1	0- 0	HOME	0- 0	0- 1	3- 0				
6- 0	0- 0	0- 0	AWAY	0- 0	1- 0	5- 0				
0- 0	0- 0	0- 0	NEUTRAL	0- 0	0- 0	0- 0				
4- 3	0- 1	0- 0	CONFERENCE	2- 1	0- 0	2- 1				
2- 2	0- 1	0- 0	HOME	2- 1	0- 0	0- 0				
2- 1	0- 0	0- 0	AWAY	0- 0	0- 0	2- 1				
0- 0	0- 0	0- 0	NEUTRAL	0- 0	0- 0	0- 0				

RPI 1-25				RPI 26-50				RPI 51-100				RPI 101+ Team's RPI: 103			
RPI	S	Opponent	Score	RPI	S	Opponent	Score	RPI	S	Opponent	Score	RPI	S	Opponent	Score
13	H	Missouri St.	72 74					54	H	Bradley	47 60	124	A	Portland	78 64
19	H	DePaul	76 83					93	H	Southern Ill.	51 49	133	H	Western Mich.	60 70
								95	H	Illinois St.	69 64	158	H	Dartmouth	61 40
												162	A	Valparaiso	64 66
												190	H	Bowling Green	84 76
												230	A	UMKC	72 67
												244	A	Eastern Ill.	67 51
												271	A	Indiana St.	58 51
												282	H	Vermont	78 76
												312	A	Detroit Mercy	89 60
												316	A	Evansville	71 61
												321	A	SIUE	63 50
												348	A	Chicago St.	98 53
LAST 10 Division I															
162	A	Valparaiso	64 66	93	H	Southern Ill.	51 49								
95	H	Illinois St.	69 64	13	H	Missouri St.	72 74								
54	H	Bradley	47 60	133	H	Western Mich.	60 70								
271	A	Indiana St.	58 51	19	H	DePaul	76 83								
316	A	Evansville	71 61	190	H	Bowling Green	84 76								

Non-Div I Games:

Loyola Chicago

■ Loss, 
 ■ Non-Conf, S Site, 
 ■ Home 
 ■ Away 
 N Neutral



Average RPI Win:	226	WON-LOST	WINNING	LAST 10	STRENGTH OF	OPP. STRENGTH	TEAM	ADJ.	CONF.	ADJ CONF.
Average RPI Loss:	155	RECORD	PCT. RANK	GAMES	SCHEDULE	OF SCHEDULE	RPI	RPI	RPI	RPI
DIV. I ONLY	5- 14	291	4-6	152	191	274	274	15	15	
DIV. I NON-CONF.	3- 8	268	2-0	206	214	263	263	16	16	
TOTALS	RPI 1-25	RPI 26-50	W-L RECORDS	RPI 51-100	RPI 101-150	RPI 150+				
5- 14	0- 2	0- 0	OVERALL	1- 1	0- 4	4- 7				
4- 4	0- 0	0- 0	HOME	1- 1	0- 2	3- 1				
1- 9	0- 2	0- 0	AWAY	0- 0	0- 1	1- 6				
0- 1	0- 0	0- 0	NEUTRAL	0- 0	0- 1	0- 0				
3- 8	0- 2	0- 0	NON-CONFERENCE	0- 0	0- 2	3- 4				
2- 1	0- 0	0- 0	HOME	0- 0	0- 0	2- 1				
1- 6	0- 2	0- 0	AWAY	0- 0	0- 1	1- 3				
0- 1	0- 0	0- 0	NEUTRAL	0- 0	0- 1	0- 0				
2- 6	0- 0	0- 0	CONFERENCE	1- 1	0- 2	1- 3				
2- 3	0- 0	0- 0	HOME	1- 1	0- 2	1- 0				
0- 3	0- 0	0- 0	AWAY	0- 0	0- 0	0- 3				
0- 0	0- 0	0- 0	NEUTRAL	0- 0	0- 0	0- 0				

RPI 1-25				RPI 26-50				RPI 51-100				RPI 101+ Team's RPI: 274			
RPI	S	Opponent	Score	RPI	S	Opponent	Score	RPI	S	Opponent	Score	RPI	S	Opponent	Score
9	A	Maryland	45 105					60	H	Bucknell	60 50	117	H	Lehigh	53 55
15	A	Northwestern	46 67					88	H	Colgate	74 76	119	H	Holy Cross	56 64
												129	A	Notre Dame	60 84
												143	N	Wright St.	51 66
												158	H	Dartmouth	72 56
												166	A	Fla. Atlantic	61 72
												197	A	American	44 63
												201	A	Lafayette	52 55
												202	A	Boston U.	42 44
												238	A	Mt. St. Mary's	75 81
												240	H	Howard	69 75
												286	H	Monmouth	64 48
												293	H	Army West Point	68 59
												311	A	St. Francis Brooklyn	78 89
												332	A	Fairleigh Dickinson	75 46
LAST 10 Division I															
60	H	Bucknell	60 50	88	H	Colgate	74 76								
197	A	American	44 63	117	H	Lehigh	53 55								
293	H	Army West Point	68 59	119	H	Holy Cross	56 64								
202	A	Boston U.	42 44	158	H	Dartmouth	72 56								
201	A	Lafayette	52 55	286	H	Monmouth	64 48								

Non-Div I Games:

Loyola Maryland

■ Loss, 
 ■ Non-Conf, 
 S Site, 
 ■ Home 
 ■ Away 
 N Neutral

Average RPI Win: <b>267</b>	WON-LOST	WINNING	LAST 10	STRENGTH OF	OPP. STRENGTH	TEAM	ADJ.	CONF.	ADJ CONF.
Average RPI Loss: <b>135</b>	RECORD	PCT. RANK	GAMES	SCHEDULE	OF SCHEDULE	RPI	RPI	RPI	RPI
DIV. I ONLY	7- 14	261	4-6	155	235	254	254	28	28
DIV. I NON-CONF.	3- 10	282	0-2	89	119	244	244	28	28
TOTALS	RPI 1-25	RPI 26-50	W-L RECORDS	RPI 51-100	RPI 101-150	RPI 150+			
7- 14	0- 1	0- 2	OVERALL	0- 3	1- 2	6- 6			
5- 4	0- 0	0- 0	HOME	0- 0	1- 2	4- 2			
2- 7	0- 1	0- 0	AWAY	0- 2	0- 0	2- 4			
0- 3	0- 0	0- 2	NEUTRAL	0- 1	0- 0	0- 0			
3- 10	0- 1	0- 2	NON-CONFERENCE	0- 2	1- 2	2- 3			
2- 3	0- 0	0- 0	HOME	0- 0	1- 2	1- 1			
1- 4	0- 1	0- 0	AWAY	0- 1	0- 0	1- 2			
0- 3	0- 0	0- 2	NEUTRAL	0- 1	0- 0	0- 0			
4- 4	0- 0	0- 0	CONFERENCE	0- 1	0- 0	4- 3			
3- 1	0- 0	0- 0	HOME	0- 0	0- 0	3- 1			
1- 3	0- 0	0- 0	AWAY	0- 1	0- 0	1- 2			
0- 0	0- 0	0- 0	NEUTRAL	0- 0	0- 0	0- 0			

RPI 1-25				RPI 26-50				RPI 51-100				RPI 101+ Team's RPI: 254			
RPI	S	Opponent	Score	RPI	S	Opponent	Score	RPI	S	Opponent	Score	RPI	S	Opponent	Score
18	A	NC State	34 <b>62</b>	27	N	Arizona St.	31 <b>57</b>	70	A	Drexel	57 <b>70</b>	136	H	Northeastern	58 <b>66</b>
				33	N	Drake	62 <b>94</b>	79	N	Dayton	49 <b>78</b>	142	H	Harvard	40 <b>69</b>
								94	A	Stony Brook	69 <b>73</b>	144	H	Green Bay	61 60
												158	A	Dartmouth	41 <b>57</b>
												179	A	Binghamton	63 <b>73</b>
												202	H	Boston U.	49 <b>62</b>
												219	A	UMass Lowell	57 <b>66</b>
												226	A	Brown	70 <b>76</b>
												229	A	Delaware	69 56
												276	H	Navy	46 41
												281	H	New Hampshire	67 50
												282	A	Vermont	65 47
												303	H	UMBC	54 <b>74</b>
												313	H	Albany (NY)	60 49
												345	H	Hartford	87 73
LAST 10 Division I															
303	H	UMBC	54 <b>74</b>	281	H	New Hampshire	67 50								
282	A	Vermont	65 47	94	A	Stony Brook	69 <b>73</b>								
179	A	Binghamton	63 <b>73</b>	345	H	Hartford	87 73								
219	A	UMass Lowell	57 <b>66</b>	70	A	Drexel	57 <b>70</b>								
313	H	Albany (NY)	60 49	136	H	Northeastern	58 <b>66</b>								

Non-Div I Games: Husson 104 43

Maine

Average RPI Win:	276	WON-LOST	WINNING	LAST 10	STRENGTH OF	OPP. STRENGTH	TEAM	ADJ.	CONF.	ADJ CONF.
Average RPI Loss:	143	RECORD	PCT. RANK	GAMES	SCHEDULE	OF SCHEDULE	RPI	RPI	RPI	RPI
DIV. I ONLY	8- 10	206	5-5	229	280	221	221	24	24	
DIV. I NON-CONF.	3- 6	235	0-1	72	286	197	197	25	25	
TOTALS	RPI 1-25	RPI 26-50	W-L RECORDS	RPI 51-100	RPI 101-150	RPI 150+				
8- 10	0- 0	0- 1	OVERALL	0- 3	0- 2	8- 4				
5- 3	0- 0	0- 0	HOME	0- 1	0- 2	5- 0				
3- 7	0- 0	0- 1	AWAY	0- 2	0- 0	3- 4				
0- 0	0- 0	0- 0	NEUTRAL	0- 0	0- 0	0- 0				
3- 6	0- 0	0- 1	NON-CONFERENCE	0- 2	0- 2	3- 1				
2- 2	0- 0	0- 0	HOME	0- 0	0- 2	2- 0				
1- 4	0- 0	0- 1	AWAY	0- 2	0- 0	1- 1				
0- 0	0- 0	0- 0	NEUTRAL	0- 0	0- 0	0- 0				
5- 4	0- 0	0- 0	CONFERENCE	0- 1	0- 0	5- 3				
3- 1	0- 0	0- 0	HOME	0- 1	0- 0	3- 0				
2- 3	0- 0	0- 0	AWAY	0- 0	0- 0	2- 3				
0- 0	0- 0	0- 0	NEUTRAL	0- 0	0- 0	0- 0				

RPI S	Opponent	Score	RPI S	Opponent	Score	RPI S	Opponent	Score	RPI S	Opponent	Score	Team's RPI: 221
			50 A	Nebraska	51 71	73 H	Marist	66 71	107 H	Duquesne	65 76	
						89 A	Villanova	51 63	115 H	Fordham	45 51	
						94 A	Stony Brook	54 59	158 H	Dartmouth	70 58	
									183 A	Quinnipiac	58 70	
									201 A	Lafayette	53 60	
									223 H	Iona	54 32	
									228 H	Niagara	68 65	
									233 A	Fairfield	47 87	
									286 A	Monmouth	60 62	
									293 H	Army West Point	86 56	
									305 A	Siena	80 50	
									332 A	Fairleigh Dickinson	62 61	
									334 A	Saint Peter's	85 52	
									337 H	Canisius	68 50	
LAST 10 Division I												
			223 H	Iona	54 32				334 A	Saint Peter's	85 52	
			233 A	Fairfield	47 87				228 H	Niagara	68 65	
			73 H	Marist	66 71				337 H	Canisius	68 50	
			305 A	Siena	80 50				50 A	Nebraska	51 71	
			183 A	Quinnipiac	58 70				286 A	Monmouth	60 62	

Non-Div I Games:

Manhattan

■ Loss, 
 ■ Non-Conf, 
 S Site, 
 ■ Home 
 ■ Away 
 N Neutral

Average RPI Win:	224	WON-LOST	WINNING	LAST 10	STRENGTH OF	OPP. STRENGTH	TEAM	ADJ.	CONF.	ADJ CONF.
Average RPI Loss:	43	RECORD	PCT. RANK	GAMES	SCHEDULE	OF SCHEDULE	RPI	RPI	RPI	RPI
DIV. I ONLY	14- 3	28	9-1	190	198	73	73	24	24	
DIV. I NON-CONF.	7- 2	54	2-0	91	65	43	43	25	25	
TOTALS	RPI 1-25	RPI 26-50	W-L RECORDS	RPI 51-100	RPI 101-150	RPI 150+				
14- 3	0- 2	0- 0	OVERALL	1- 1	2- 0	11- 0				
6- 2	0- 1	0- 0	HOME	0- 1	1- 0	5- 0				
6- 1	0- 1	0- 0	AWAY	0- 0	1- 0	5- 0				
2- 0	0- 0	0- 0	NEUTRAL	1- 0	0- 0	1- 0				
7- 2	0- 2	0- 0	NON-CONFERENCE	1- 0	2- 0	4- 0				
3- 1	0- 1	0- 0	HOME	0- 0	1- 0	2- 0				
2- 1	0- 1	0- 0	AWAY	0- 0	1- 0	1- 0				
2- 0	0- 0	0- 0	NEUTRAL	1- 0	0- 0	1- 0				
7- 1	0- 0	0- 0	CONFERENCE	0- 1	0- 0	7- 0				
3- 1	0- 0	0- 0	HOME	0- 1	0- 0	3- 0				
4- 0	0- 0	0- 0	AWAY	0- 0	0- 0	4- 0				
0- 0	0- 0	0- 0	NEUTRAL	0- 0	0- 0	0- 0				

RPI 1-25				RPI 26-50				RPI 51-100 Team's RPI: 73				RPI 101+			
RPI	S	Opponent	Score	RPI	S	Opponent	Score	RPI	S	Opponent	Score	RPI	S	Opponent	Score
21	A	Central Mich.	54 77					80	N	North Florida	69 54	101	A	UT Arlington	73 57
22	H	Princeton	50 62					86	H	Rider	72 76	144	H	Green Bay	72 60
												152	H	Elon	63 55
												183	H	Quinnipiac	73 60
												202	A	Boston U.	89 75
												221	A	Manhattan	71 66
												228	A	Niagara	94 67
												264	N	Lipscomb	74 63
												286	A	Monmouth	74 53
												286	H	Monmouth	76 66
												313	H	Albany (NY)	76 52
												334	H	Saint Peter's	96 76
												337	A	Canisius	90 59
LAST 10 Division I															
286	A	Monmouth	74 53	337	A	Canisius	90 59								
183	H	Quinnipiac	73 60	334	H	Saint Peter's	96 76								
221	A	Manhattan	71 66	286	H	Monmouth	76 66								
86	H	Rider	72 76	101	A	UT Arlington	73 57								
228	A	Niagara	94 67	144	H	Green Bay	72 60								

Non-Div I Games:

Marist

■ Loss, 
 ■ Non-Conf, 
 ■ S Site, 
 ■ H Home 
 ■ A Away 
 N Neutral



## Marshall

Through Games Of Jan. 28, 2020

Average RPI Win: <b>229</b>	WON-LOST	WINNING	LAST 10	STRENGTH OF	OPP. STRENGTH	TEAM	ADJ.	CONF.	ADJ CONF.
Average RPI Loss: <b>122</b>	RECORD	PCT. RANK	GAMES	SCHEDULE	OF SCHEDULE	RPI	RPI	RPI	RPI
DIV. I ONLY	5- 11	275	2-8	171	124	246	246	13	13
DIV. I NON-CONF.	3- 6	235	0-3	331	192	315	315	13	13
TOTALS	RPI 1-25	RPI 26-50	W-L RECORDS	RPI 51-100	RPI 101-150	RPI 150+			
5- 11	0- 0	0- 3	OVERALL	0- 4	1- 0	4- 4			
3- 4	0- 0	0- 1	HOME	0- 1	1- 0	2- 2			
2- 7	0- 0	0- 2	AWAY	0- 3	0- 0	2- 2			
0- 0	0- 0	0- 0	NEUTRAL	0- 0	0- 0	0- 0			
3- 6	0- 0	0- 1	NON-CONFERENCE	0- 1	0- 0	3- 4			
2- 2	0- 0	0- 0	HOME	0- 0	0- 0	2- 2			
1- 4	0- 0	0- 1	AWAY	0- 1	0- 0	1- 2			
0- 0	0- 0	0- 0	NEUTRAL	0- 0	0- 0	0- 0			
2- 5	0- 0	0- 2	CONFERENCE	0- 3	1- 0	1- 0			
1- 2	0- 0	0- 1	HOME	0- 1	1- 0	0- 0			
1- 3	0- 0	0- 1	AWAY	0- 2	0- 0	1- 0			
0- 0	0- 0	0- 0	NEUTRAL	0- 0	0- 0	0- 0			

RPI 1-25				RPI 26-50				RPI 51-100				RPI 101+				Team's RPI: 246	
RPI	S	Opponent	Score	RPI	S	Opponent	Score	RPI	S	Opponent	Score	RPI	S	Opponent	Score		
				28	H	Western Ky.	65 74	52	H	Middle Tenn.	55 75	113	H	UAB	61 56		
				31	A	Old Dominion	46 57	74	A	Charlotte	46 52	177	A	Towson	56 59		
				36	A	Rutgers	41 66	77	A	Ohio	51 67	182	H	Norfolk St.	75 69		
								100	A	Rice	43 81	190	H	Bowling Green	69 82		
												236	A	North Texas	68 59		
												261	H	Morgan St.	52 57		
												271	A	Indiana St.	72 60		
												316	A	Evansville	62 66		
												342	H	Coppin St.	60 47		
LAST 10 Division I																	
				28	H	Western Ky.	65 74	236	A	North Texas	68 59						
				31	A	Old Dominion	46 57	100	A	Rice	43 81						
				74	A	Charlotte	46 52	177	A	Towson	56 59						
				113	H	UAB	61 56	36	A	Rutgers	41 66						
				52	H	Middle Tenn.	55 75	190	H	Bowling Green	69 82						

Non-Div I Games: Alderson Broadus 85 41 Ky. Christian 89 40

Marshall

■ Loss, 
 ■ Non-Conf, 
 ■ S Site, 
 ■ Home 
 ■ A Away 
 N Neutral

Maryland

Through Games Of Jan. 28, 2020

Average RPI Win:	129	WON-LOST	WINNING	LAST 10	STRENGTH OF	OPP. STRENGTH	TEAM	ADJ.	CONF.	ADJ CONF.
Average RPI Loss:	10	RECORD	PCT. RANK	GAMES	SCHEDULE	OF SCHEDULE	RPI	RPI	RPI	RPI
DIV. I ONLY	16- 4	31	8-2	10	13	9	9	2	2	
DIV. I NON-CONF.	9- 2	38	1-0	98	72	41	41	2	2	
TOTALS	RPI 1-25	RPI 26-50	W-L RECORDS	RPI 51-100	RPI 101-150	RPI 150+				
16- 4	3- 4	4- 0	OVERALL	1- 0	2- 0	6- 0				
10- 1	3- 1	2- 0	HOME	0- 0	1- 0	4- 0				
4- 3	0- 3	2- 0	AWAY	0- 0	1- 0	1- 0				
2- 0	0- 0	0- 0	NEUTRAL	1- 0	0- 0	1- 0				
9- 2	0- 2	1- 0	NON-CONFERENCE	1- 0	1- 0	6- 0				
5- 1	0- 1	0- 0	HOME	0- 0	1- 0	4- 0				
2- 1	0- 1	1- 0	AWAY	0- 0	0- 0	1- 0				
2- 0	0- 0	0- 0	NEUTRAL	1- 0	0- 0	1- 0				
7- 2	3- 2	3- 0	CONFERENCE	0- 0	1- 0	0- 0				
5- 0	3- 0	2- 0	HOME	0- 0	0- 0	0- 0				
2- 2	0- 2	1- 0	AWAY	0- 0	1- 0	0- 0				
0- 0	0- 0	0- 0	NEUTRAL	0- 0	0- 0	0- 0				

RPI 1-25				RPI 26-50				RPI 51-100				RPI 101+			
RPI	S	Opponent	Score	RPI	S	Opponent	Score	RPI	S	Opponent	Score	RPI	S	Opponent	Score
1	H	South Carolina	54 63	45	A	James Madison	70 68	67	N	Belmont	90 26	147	A	Illinois	79 60
5	A	Iowa	61 66	48	A	Michigan	77 49					149	H	George Washington	88 54
12	H	Indiana	76 62	48	H	Michigan	70 55					171	N	Clemson	63 44
15	A	Northwestern	58 81	50	H	Nebraska	87 69					183	H	Quinnipiac	107 52
15	H	Northwestern	70 61									229	H	Delaware	99 55
18	A	NC State	59 66									273	H	Wagner	119 56
25	H	Ohio St.	72 62									274	H	Loyola Maryland	105 45
												323	A	Georgia St.	114 41
LAST 10 Division I															
15	H	Northwestern	70 61	5	A	Iowa	61 66								
147	A	Illinois	79 60	25	H	Ohio St.	72 62								
12	H	Indiana	76 62	15	A	Northwestern	58 81								
50	H	Nebraska	87 69	48	H	Michigan	70 55								
48	A	Michigan	77 49	323	A	Georgia St.	114 41								

Non-Div I Games:

Maryland

Loss, Non-Conf, S Site, H Home A Away N Neutral

Massachusetts

Through Games Of Jan. 28, 2020

Average RPI Win:	228	WON-LOST	WINNING	LAST 10	STRENGTH OF	OPP. STRENGTH	TEAM	ADJ.	CONF.	ADJ CONF.
Average RPI Loss:	129	RECORD	PCT. RANK	GAMES	SCHEDULE	OF SCHEDULE	RPI	RPI	RPI	RPI
DIV. I ONLY	13- 6	67	7-3	274	167	148	148	12	12	
DIV. I NON-CONF.	9- 3	63	3-0	293	249	148	148	12	12	
TOTALS	RPI 1-25	RPI 26-50	W-L RECORDS	RPI 51-100	RPI 101-150	RPI 150+				
13- 6	0- 0	0- 1	OVERALL	0- 0	2- 3	11- 2				
7- 3	0- 0	0- 0	HOME	0- 0	1- 2	6- 1				
6- 3	0- 0	0- 1	AWAY	0- 0	1- 1	5- 1				
0- 0	0- 0	0- 0	NEUTRAL	0- 0	0- 0	0- 0				
9- 3	0- 0	0- 1	NON-CONFERENCE	0- 0	1- 1	8- 1				
5- 2	0- 0	0- 0	HOME	0- 0	1- 1	4- 1				
4- 1	0- 0	0- 1	AWAY	0- 0	0- 0	4- 0				
0- 0	0- 0	0- 0	NEUTRAL	0- 0	0- 0	0- 0				
4- 3	0- 0	0- 0	CONFERENCE	0- 0	1- 2	3- 1				
2- 1	0- 0	0- 0	HOME	0- 0	0- 1	2- 0				
2- 2	0- 0	0- 0	AWAY	0- 0	1- 1	1- 1				
0- 0	0- 0	0- 0	NEUTRAL	0- 0	0- 0	0- 0				

RPI S	Opponent	Score	RPI S	Opponent	Score	RPI S	Opponent	Score	RPI S	Opponent	Score	Team's RPI: 148
43	A St. John's (NY)	71 82							107	A Duquesne	81 77	
									109	H VCU	46 61	
									119	H Holy Cross	75 72	
									134	H Providence	63 72	
									149	A George Washington	47 50	
									168	A Rhode Island	66 69	
									169	H Merrimack	64 79	
									184	H Saint Joseph's	61 43	
									193	H La Salle	76 62	
									202	A Boston U.	58 45	
									219	A UMass Lowell	74 58	
									223	A Iona	65 51	
									226	H Brown	95 42	
									281	H New Hampshire	67 65	
									282	A Vermont	83 49	
									284	A St. Bonaventure	62 52	
									305	H Siena	61 55	
									345	H Hartford	74 48	
LAST 10 Division I												
149	A George Washington	47 50	284	A St. Bonaventure	62 52							
109	H VCU	46 61	107	A Duquesne	81 77							
168	A Rhode Island	66 69	223	A Iona	65 51							
193	H La Salle	76 62	305	H Siena	61 55							
184	H Saint Joseph's	61 43	202	A Boston U.	58 45							

Non-Div I Games: Southern Conn. St. 86 43

Massachusetts

Loss, Non-Conf, S Site, H Home A Away N Neutral



Average RPI Win: <b>339</b>	WON-LOST	WINNING	LAST 10	STRENGTH OF	OPP. STRENGTH	TEAM	ADJ.	CONF.	ADJ CONF.
Average RPI Loss: <b>165</b>	RECORD	PCT. RANK	GAMES	SCHEDULE	OF SCHEDULE	RPI	RPI	RPI	RPI
DIV. I ONLY	3- 13	316	2-8	205	332	319	319	23	23
DIV. I NON-CONF.	1- 6	318	0-1	121	294	303	303	20	20
TOTALS	RPI 1-25	RPI 26-50	W-L RECORDS	RPI 51-100	RPI 101-150	RPI 150+			
3- 13	0- 0	0- 1	OVERALL	0- 2	0- 4	3- 6			
3- 4	0- 0	0- 0	HOME	0- 2	0- 0	3- 2			
0- 9	0- 0	0- 1	AWAY	0- 0	0- 4	0- 4			
0- 0	0- 0	0- 0	NEUTRAL	0- 0	0- 0	0- 0			
1- 6	0- 0	0- 1	NON-CONFERENCE	0- 1	0- 2	1- 2			
1- 1	0- 0	0- 0	HOME	0- 1	0- 0	1- 0			
0- 5	0- 0	0- 1	AWAY	0- 0	0- 2	0- 2			
0- 0	0- 0	0- 0	NEUTRAL	0- 0	0- 0	0- 0			
2- 7	0- 0	0- 0	CONFERENCE	0- 1	0- 2	2- 4			
2- 3	0- 0	0- 0	HOME	0- 1	0- 0	2- 2			
0- 4	0- 0	0- 0	AWAY	0- 0	0- 2	0- 2			
0- 0	0- 0	0- 0	NEUTRAL	0- 0	0- 0	0- 0			

RPI 1-25				RPI 26-50				RPI 51-100				RPI 101+				Team's RPI: 319	
RPI	S	Opponent	Score	RPI	S	Opponent	Score	RPI	S	Opponent	Score	RPI	S	Opponent	Score		
				47	A	Arkansas	58 101	84	H	Abilene Christian	73 90	113	A	UAB	70 97		
								100	H	Rice	50 81	130	A	Louisiana	55 75		
												140	A	SFA	51 82		
												150	A	New Orleans	59 78		
												163	A	Sam Houston St.	59 92		
												206	H	Central Ark.	57 70		
												212	A	SMU	60 81		
												234	H	Southeastern La.	67 74		
												252	A	Louisiana Tech	54 79		
												310	A	Incarnate Word	56 73		
												329	H	Houston Baptist	88 72		
												343	H	Northwestern St.	61 51		
												346	H	La.-Monroe	72 69		
LAST 10 Division I																	
				329	H	Houston Baptist	88 72	84	H	Abilene Christian	73 90						
				234	H	Southeastern La.	67 74	206	H	Central Ark.	57 70						
				150	A	New Orleans	59 78	163	A	Sam Houston St.	59 92						
				310	A	Incarnate Word	56 73	140	A	SFA	51 82						
				343	H	Northwestern St.	61 51	252	A	Louisiana Tech	54 79						

Non-Div I Games: Centenary (LA) 116 37 LSU-Shreveport 81 77

McNeese

Loss, Non-Conf, S Site, H Home A Away N Neutral

Average RPI Win:	210	WON-LOST	WINNING	LAST 10	STRENGTH OF	OPP. STRENGTH	TEAM	ADJ.	CONF.	ADJ CONF.
Average RPI Loss:	142	RECORD	PCT. RANK	GAMES	SCHEDULE	OF SCHEDULE	RPI	RPI	RPI	RPI
DIV. I ONLY	10- 10	175	4-6	169	162	181	181	9	9	
DIV. I NON-CONF.	9- 4	84	3-0	229	302	138	138	9	9	
TOTALS	RPI 1-25	RPI 26-50	W-L RECORDS	RPI 51-100	RPI 101-150	RPI 150+				
10- 10	0- 2	0- 0	OVERALL	1- 1	1- 3	8- 4				
6- 4	0- 1	0- 0	HOME	0- 0	1- 2	5- 1				
3- 5	0- 0	0- 0	AWAY	1- 1	0- 1	2- 3				
1- 1	0- 1	0- 0	NEUTRAL	0- 0	0- 0	1- 0				
9- 4	0- 1	0- 0	NON-CONFERENCE	1- 0	1- 1	7- 2				
5- 2	0- 0	0- 0	HOME	0- 0	1- 1	4- 1				
3- 1	0- 0	0- 0	AWAY	1- 0	0- 0	2- 1				
1- 1	0- 1	0- 0	NEUTRAL	0- 0	0- 0	1- 0				
1- 6	0- 1	0- 0	CONFERENCE	0- 1	0- 2	1- 2				
1- 2	0- 1	0- 0	HOME	0- 0	0- 1	1- 0				
0- 4	0- 0	0- 0	AWAY	0- 1	0- 1	0- 2				
0- 0	0- 0	0- 0	NEUTRAL	0- 0	0- 0	0- 0				

RPI 1-25				RPI 26-50				RPI 51-100				RPI 101+ Team's RPI: 181			
RPI	S	Opponent	Score	RPI	S	Opponent	Score	RPI	S	Opponent	Score	RPI	S	Opponent	Score
7	H	UConn	56 68					56	A	UCF	66 82	104	H	Cincinnati	66 73
24	N	LSU	58 89					93	A	Southern Ill.	70 66	113	H	UAB	77 52
												125	A	Tulane	55 59
												149	H	George Washington	63 64
												156	A	Toledo	83 76
												159	A	Houston	65 75
												172	N	Kansas St.	72 68
												199	A	Little Rock	68 50
												211	H	Arkansas St.	78 50
												212	H	SMU	57 52
												252	A	Louisiana Tech	74 83
												268	A	East Carolina	65 71
												277	H	Eastern Ky.	60 63
												278	H	Alabama A&M	79 71
												318	H	Alcorn	57 51
												351	H	Mississippi Val.	91 54
LAST 10 Division I															
268	A	East Carolina	65 71	104	H	Cincinnati	66 73								
56	A	UCF	66 82	159	A	Houston	65 75								
212	H	SMU	57 52	278	H	Alabama A&M	79 71								
7	H	UConn	56 68	351	H	Mississippi Val.	91 54								
125	A	Tulane	55 59	199	A	Little Rock	68 50								

Non-Div I Games:

Memphis

■ Loss, 
■ Non-Conf, 
■ S Site, 
■ H Home 
■ A Away 
N Neutral

Mercer

Through Games Of Jan. 28, 2020

Average RPI Win: <b>292</b>	WON-LOST	WINNING	LAST 10	STRENGTH OF	OPP. STRENGTH	TEAM	ADJ.	CONF.	ADJ CONF.
Average RPI Loss: <b>170</b>	RECORD	PCT. RANK	GAMES	SCHEDULE	OF SCHEDULE	RPI	RPI	RPI	RPI
DIV. I ONLY	3- 16	326	1-9	267	178	324	324	25	25
DIV. I NON-CONF.	2- 12	318	0-5	232	217	318	318	22	22
TOTALS	RPI 1-25	RPI 26-50	W-L RECORDS	RPI 51-100	RPI 101-150	RPI 150+			
3- 16	0- 0	0- 2	OVERALL	0- 2	0- 1	3- 11			
2- 6	0- 0	0- 1	HOME	0- 0	0- 0	2- 5			
1- 10	0- 0	0- 1	AWAY	0- 2	0- 1	1- 6			
0- 0	0- 0	0- 0	NEUTRAL	0- 0	0- 0	0- 0			
2- 12	0- 0	0- 2	NON-CONFERENCE	0- 2	0- 1	2- 7			
1- 5	0- 0	0- 1	HOME	0- 0	0- 0	1- 4			
1- 7	0- 0	0- 1	AWAY	0- 2	0- 1	1- 3			
0- 0	0- 0	0- 0	NEUTRAL	0- 0	0- 0	0- 0			
1- 4	0- 0	0- 0	CONFERENCE	0- 0	0- 0	1- 4			
1- 1	0- 0	0- 0	HOME	0- 0	0- 0	1- 1			
0- 3	0- 0	0- 0	AWAY	0- 0	0- 0	0- 3			
0- 0	0- 0	0- 0	NEUTRAL	0- 0	0- 0	0- 0			

RPI S	Opponent	Score	RPI S	Opponent	Score	RPI S	Opponent	Score	RPI S	Opponent	Score	Team's RPI: 324
28	H Western Ky.	62 75	63	A Alabama	56 111	128	A Florida	50 71				
41	A Yale	60 68	69	A Georgia	60 76	160	A Columbia	48 77				
						161	A Samford	64 72				
						171	H Clemson	61 65				
						173	A Furman	49 62				
						204	H Jacksonville	83 87				
						208	A Kennesaw St.	64 92				
						227	H Gardner-Webb	62 65				
						235	H Chattanooga	55 48				
						242	H ETSU	66 72				
						277	H Eastern Ky.	60 61				
						280	A Appalachian St.	68 77				
						285	A Wofford	49 77				
						291	H Ga. Southern	62 52				
						349	A South Carolina St.	66 55				
LAST 10 Division I												
235	H Chattanooga	55 48	160	A Columbia	48 77							
242	H ETSU	66 72	41	A Yale	60 68							
161	A Samford	64 72	204	H Jacksonville	83 87							
285	A Wofford	49 77	227	H Gardner-Webb	62 65							
173	A Furman	49 62	128	A Florida	50 71							

Non-Div I Games: LaGrange 74 47

Mercer

Loss, Non-Conf, S Site, H Home A Away N Neutral

M  
e  
r  
r  
i  
m  
a  
c  
k

M  
e  
r  
r  
i  
m  
a  
c  
k

Merrimack

Page 164

Average RPI Win:	133	WON-LOST	WINNING	LAST 10	STRENGTH OF	OPP. STRENGTH	TEAM	ADJ.	CONF.	ADJ CONF.
Average RPI Loss:	36	RECORD	PCT. RANK	GAMES	SCHEDULE	OF SCHEDULE	RPI	RPI	RPI	RPI
DIV. I ONLY	11- 9	149	4-6	7	33	61	61	5	5	
DIV. I NON-CONF.	8- 3	68	1-0	7	69	30	30	3	3	
TOTALS	RPI 1-25	RPI 26-50	W-L RECORDS	RPI 51-100	RPI 101-150	RPI 150+				
11- 9	0- 6	0- 0	OVERALL	4- 2	2- 1	5- 0				
10- 4	0- 4	0- 0	HOME	4- 0	1- 0	5- 0				
0- 5	0- 2	0- 0	AWAY	0- 2	0- 1	0- 0				
1- 0	0- 0	0- 0	NEUTRAL	0- 0	1- 0	0- 0				
8- 3	0- 3	0- 0	NON-CONFERENCE	3- 0	1- 0	4- 0				
7- 2	0- 2	0- 0	HOME	3- 0	0- 0	4- 0				
0- 1	0- 1	0- 0	AWAY	0- 0	0- 0	0- 0				
1- 0	0- 0	0- 0	NEUTRAL	0- 0	1- 0	0- 0				
3- 6	0- 3	0- 0	CONFERENCE	1- 2	1- 1	1- 0				
3- 2	0- 2	0- 0	HOME	1- 0	1- 0	1- 0				
0- 4	0- 1	0- 0	AWAY	0- 2	0- 1	0- 0				
0- 0	0- 0	0- 0	NEUTRAL	0- 0	0- 0	0- 0				

RPI	S	Opponent	Score	RPI	S	Opponent	Score	RPI	S	Opponent	Score	RPI	S	Opponent	Score
3	H	Louisville	41 87					55	A	Georgia Tech	54 61	114	H	Syracuse	77 62
12	H	Indiana	45 58					58	A	North Carolina	58 78	129	A	Notre Dame	53 76
14	H	Oregon St.	53 75					62	H	IUPUI	74 65	135	N	N.C. A&T	68 67
16	A	Florida St.	61 79					64	H	Wake Forest	59 56	165	H	Jackson St.	83 68
16	H	Florida St.	62 73					80	H	North Florida	78 55	171	H	Clemson	68 64
19	A	DePaul	83 89					83	H	Washington St.	74 68	179	H	Binghamton	79 56
												189	H	Miami (OH)	80 62
												225	H	UNC Asheville	75 46
LAST 10 Division I															
16	A	Florida St.	61 79	3	H	Louisville	41 87								
171	H	Clemson	68 64	16	H	Florida St.	62 73								
129	A	Notre Dame	53 76	55	A	Georgia Tech	54 61								
58	A	North Carolina	58 78	64	H	Wake Forest	59 56								
114	H	Syracuse	77 62	83	H	Washington St.	74 68								

Non-Div I Games:

Miami (FL)

■ Loss, 
 ■ Non-Conf, S Site, 
 ■ Home 
 ■ Away 
 N Neutral

Average RPI Win:	284	WON-LOST	WINNING	LAST 10	STRENGTH OF	OPP. STRENGTH	TEAM	ADJ.	CONF.	ADJ CONF.
Average RPI Loss:	90	RECORD	PCT. RANK	GAMES	SCHEDULE	OF SCHEDULE	RPI	RPI	RPI	RPI
DIV. I ONLY	7- 11	236	3-7	181	118	189	189	10	10	
DIV. I NON-CONF.	6- 5	151	2-1	256	182	145	145	10	10	
TOTALS	RPI 1-25	RPI 26-50	W-L RECORDS	RPI 51-100	RPI 101-150	RPI 150+				
7- 11	0- 2	0- 0	OVERALL	0- 4	0- 3	7- 2				
3- 2	0- 0	0- 0	HOME	0- 1	0- 1	3- 0				
3- 8	0- 2	0- 0	AWAY	0- 3	0- 1	3- 2				
1- 1	0- 0	0- 0	NEUTRAL	0- 0	0- 1	1- 0				
6- 5	0- 1	0- 0	NON-CONFERENCE	0- 2	0- 2	6- 0				
2- 0	0- 0	0- 0	HOME	0- 0	0- 0	2- 0				
3- 4	0- 1	0- 0	AWAY	0- 2	0- 1	3- 0				
1- 1	0- 0	0- 0	NEUTRAL	0- 0	0- 1	1- 0				
1- 6	0- 1	0- 0	CONFERENCE	0- 2	0- 1	1- 2				
1- 2	0- 0	0- 0	HOME	0- 1	0- 1	1- 0				
0- 4	0- 1	0- 0	AWAY	0- 1	0- 0	0- 2				
0- 0	0- 0	0- 0	NEUTRAL	0- 0	0- 0	0- 0				

RPI 1-25				RPI 26-50				RPI 51-100				RPI 101+ Team's RPI: 189			
RPI	S	Opponent	Score	RPI	S	Opponent	Score	RPI	S	Opponent	Score	RPI	S	Opponent	Score
19	A	DePaul	79 98					54	A	Bradley	68 79	104	A	Cincinnati	68 98
21	A	Central Mich.	70 76					61	A	Miami (FL)	62 80	111	H	Kent St.	75 78
								66	A	Ball St.	63 80	112	N	Liberty	53 65
								68	H	Buffalo	72 86	176	A	Eastern Mich.	53 80
												194	A	Akron	62 70
												203	H	Northern Ill.	66 64
												263	A	South Alabama	76 73
												277	A	Eastern Ky.	75 57
												287	A	Pittsburgh	80 71
												306	N	Prairie View	65 52
												316	H	Evansville	72 64
												338	H	UIC	85 35
LAST 10 Division I															
66	A	Ball St.	63 80	203	H	Northern Ill.	66 64	68	H	Buffalo	72 86				
194	A	Akron	62 70	316	H	Evansville	72 64	287	A	Pittsburgh	80 71				
111	H	Kent St.	75 78	104	A	Cincinnati	68 98								
176	A	Eastern Mich.	53 80												
21	A	Central Mich.	70 76												

Non-Div I Games: Tiffin 83 51

Miami (OH)

■ Loss, 
 ■ Non-Conf, 
 ■ S Site, 
 ■ H Home 
 ■ A Away 
 N Neutral

## Michigan

Through Games Of Jan. 28, 2020

Average RPI Win:	157	WON-LOST	WINNING	LAST 10	STRENGTH OF	OPP. STRENGTH	TEAM	ADJ.	CONF.	ADJ CONF.
Average RPI Loss:	40	RECORD	PCT. RANK	GAMES	SCHEDULE	OF SCHEDULE	RPI	RPI	RPI	RPI
DIV. I ONLY	13- 6	67	5-5	47	49	48	48	2	2	
DIV. I NON-CONF.	9- 2	38	1-1	111	145	58	58	2	2	
TOTALS	RPI 1-25	RPI 26-50	W-L RECORDS	RPI 51-100	RPI 101-150	RPI 150+				
13- 6	0- 4	1- 1	OVERALL	2- 0	4- 1	6- 0				
9- 2	0- 1	1- 0	HOME	2- 0	2- 1	4- 0				
3- 3	0- 2	0- 1	AWAY	0- 0	1- 0	2- 0				
1- 1	0- 1	0- 0	NEUTRAL	0- 0	1- 0	0- 0				
9- 2	0- 1	0- 0	NON-CONFERENCE	1- 0	3- 1	5- 0				
6- 1	0- 0	0- 0	HOME	1- 0	2- 1	3- 0				
2- 0	0- 0	0- 0	AWAY	0- 0	0- 0	2- 0				
1- 1	0- 1	0- 0	NEUTRAL	0- 0	1- 0	0- 0				
4- 4	0- 3	1- 1	CONFERENCE	1- 0	1- 0	1- 0				
3- 1	0- 1	1- 0	HOME	1- 0	0- 0	1- 0				
1- 3	0- 2	0- 1	AWAY	0- 0	1- 0	0- 0				
0- 0	0- 0	0- 0	NEUTRAL	0- 0	0- 0	0- 0				

RPI 1-25				RPI 26-50				Team's RPI: 48	RPI 51-100				RPI 101+			
RPI	S	Opponent	Score	RPI	S	Opponent	Score		RPI	S	Opponent	Score	RPI	S	Opponent	Score
9	A	Maryland	55 70	36	H	Rutgers	71 57		54	H	Bradley	77 57	111	N	Kent St.	88 53
9	H	Maryland	49 77	50	A	Nebraska	71 74		96	H	Michigan St.	89 69	114	H	Syracuse	84 76
16	N	Florida St.	69 79										121	A	Wisconsin	68 56
25	A	Ohio St.	69 78										129	H	Notre Dame	72 76
													133	H	Western Mich.	76 55
													176	A	Eastern Mich.	57 38
													187	H	Penn St.	82 48
													194	A	Akron	80 71
													261	H	Morgan St.	80 48
													272	H	Oakland	79 64
													280	H	Appalachian St.	62 35
LAST 10 Division I																
				36	H	Rutgers	71 57		96	H	Michigan St.	89 69				
				50	A	Nebraska	71 74		187	H	Penn St.	82 48				
				121	A	Wisconsin	68 56		9	A	Maryland	55 70				
				9	H	Maryland	49 77		16	N	Florida St.	69 79				
				25	A	Ohio St.	69 78		280	H	Appalachian St.	62 35				

Non-Div I Games:

Michigan

■ Loss, 
 ■ Non-Conf, S Site, 
 ■ Home 
 ■ Away 
 N Neutral

## Michigan St.

Through Games Of Jan. 28, 2020

Average RPI Win:	171	WON-LOST	WINNING	LAST 10	STRENGTH OF	OPP. STRENGTH	TEAM	ADJ.	CONF.	ADJ CONF.
Average RPI Loss:	51	RECORD	PCT. RANK	GAMES	SCHEDULE	OF SCHEDULE	RPI	RPI	RPI	RPI
DIV. I ONLY	11- 9	149	4-6	75	10	96	96	2	2	
DIV. I NON-CONF.	7- 4	100	0-1	267	43	160	160	2	2	
TOTALS	RPI 1-25	RPI 26-50	W-L RECORDS	RPI 51-100	RPI 101-150	RPI 150+				
11- 9	1- 5	2- 2	OVERALL	0- 0	2- 1	6- 1				
8- 1	1- 1	1- 0	HOME	0- 0	1- 0	5- 0				
2- 5	0- 3	1- 1	AWAY	0- 0	1- 0	0- 1				
1- 3	0- 1	0- 1	NEUTRAL	0- 0	0- 1	1- 0				
7- 4	0- 2	0- 1	NON-CONFERENCE	0- 0	1- 1	6- 0				
5- 0	0- 0	0- 0	HOME	0- 0	0- 0	5- 0				
1- 1	0- 1	0- 0	AWAY	0- 0	1- 0	0- 0				
1- 3	0- 1	0- 1	NEUTRAL	0- 0	0- 1	1- 0				
4- 5	1- 3	2- 1	CONFERENCE	0- 0	1- 0	0- 1				
3- 1	1- 1	1- 0	HOME	0- 0	1- 0	0- 0				
1- 4	0- 2	1- 1	AWAY	0- 0	0- 0	0- 1				
0- 0	0- 0	0- 0	NEUTRAL	0- 0	0- 0	0- 0				

RPI 1-25				RPI 26-50				RPI 51-100				Team's RPI: 96	RPI 101+			
RPI	S	Opponent	Score	RPI	S	Opponent	Score	RPI	S	Opponent	Score		RPI	S	Opponent	Score
5	A	Iowa	57 74	36	A	Rutgers	66 55						114	N	Syracuse	63 77
12	A	Indiana	67 79	39	N	West Virginia	57 63						121	H	Wisconsin	69 52
15	H	Northwestern	48 76	48	A	Michigan	69 89						129	A	Notre Dame	72 69
16	A	Florida St.	68 78	50	H	Nebraska	78 70						172	N	Kansas St.	65 60
24	N	LSU	56 58										176	H	Eastern Mich.	85 50
25	H	Ohio St.	68 65										187	A	Penn St.	73 86
													243	H	Morehead St.	93 48
													272	H	Oakland	76 56
													312	H	Detroit Mercy	110 52
													345	H	Hartford	79 34
LAST 10 Division I																
5	A	Iowa	57 74	187	A	Penn St.	73 86									
15	H	Northwestern	48 76	48	A	Michigan	69 89									
36	A	Rutgers	66 55	50	H	Nebraska	78 70									
25	H	Ohio St.	68 65	12	A	Indiana	67 79									
121	H	Wisconsin	69 52	39	N	West Virginia	57 63									

Non-Div I Games:

Michigan St.

■ Loss, 
 ■ Non-Conf, 
 ■ S Site, 
 ■ H Home 
 ■ A Away 
 N Neutral



## Middle Tenn.

Through Games Of Jan. 28, 2020

Average RPI Win:	171	WON-LOST	WINNING	LAST 10	STRENGTH OF	OPP. STRENGTH	TEAM	ADJ.	CONF.	ADJ CONF.
Average RPI Loss:	62	RECORD	PCT. RANK	GAMES	SCHEDULE	OF SCHEDULE	RPI	RPI	RPI	RPI
DIV. I ONLY	13- 7	92	7-3	38	89	52	52	13	13	
DIV. I NON-CONF.	8- 4	90	2-0	19	35	42	42	13	13	
TOTALS	RPI 1-25	RPI 26-50	W-L RECORDS	RPI 51-100	RPI 101-150	RPI 150+				
13- 7	1- 2	0- 3	OVERALL	1- 1	4- 0	7- 1				
8- 2	1- 1	0- 1	HOME	1- 0	2- 0	4- 0				
4- 3	0- 0	0- 1	AWAY	0- 1	1- 0	3- 1				
1- 2	0- 1	0- 1	NEUTRAL	0- 0	1- 0	0- 0				
8- 4	1- 2	0- 1	NON-CONFERENCE	0- 1	4- 0	3- 0				
5- 1	1- 1	0- 0	HOME	0- 0	2- 0	2- 0				
2- 1	0- 0	0- 0	AWAY	0- 1	1- 0	1- 0				
1- 2	0- 1	0- 1	NEUTRAL	0- 0	1- 0	0- 0				
5- 3	0- 0	0- 2	CONFERENCE	1- 0	0- 0	4- 1				
3- 1	0- 0	0- 1	HOME	1- 0	0- 0	2- 0				
2- 2	0- 0	0- 1	AWAY	0- 0	0- 0	2- 1				
0- 0	0- 0	0- 0	NEUTRAL	0- 0	0- 0	0- 0				

RPI 1-25				RPI 26-50				RPI 51-100				Team's RPI: 52	RPI 101+			
RPI	S	Opponent	Score	RPI	S	Opponent	Score	RPI	S	Opponent	Score		RPI	S	Opponent	Score
10	N	Gonzaga	50 62	27	N	Arizona St.	60 61	67	A	Belmont	57 68		109	H	VCU	86 63
20	H	Kentucky	52 67	28	A	Western Ky.	63 71	74	H	Charlotte	83 59		125	A	Tulane	64 62
23	H	TCU	82 70	31	H	Old Dominion	56 67						137	N	Auburn	73 50
													139	H	Tennessee Tech	64 58
													166	H	Fla. Atlantic	81 66
													173	H	Furman	78 62
													198	A	Southern Miss.	77 69
													246	A	Marshall	75 55
													252	A	Louisiana Tech	60 78
													264	H	Lipscomb	70 49
													268	A	East Carolina	68 66
													298	H	FIU	72 56
LAST 10 Division I																
				198	A	Southern Miss.	77 69					246	A	Marshall	75 55	
				252	A	Louisiana Tech	60 78					74	H	Charlotte	83 59	
				298	H	FIU	72 56					31	H	Old Dominion	56 67	
				166	H	Fla. Atlantic	81 66					23	H	TCU	82 70	
				28	A	Western Ky.	63 71					109	H	VCU	86 63	

Non-Div I Games:

Middle Tenn.

■ Loss, 
 ■ Non-Conf, S Site, 
 ■ Home 
 ■ Away 
 N Neutral

## Milwaukee

Through Games Of Jan. 28, 2020

Average RPI Win:	253	WON-LOST	WINNING	LAST 10	STRENGTH OF	OPP. STRENGTH	TEAM	ADJ.	CONF.	ADJ CONF.
Average RPI Loss:	133	RECORD	PCT. RANK	GAMES	SCHEDULE	OF SCHEDULE	RPI	RPI	RPI	RPI
DIV. I ONLY	6- 13	272	4-6	179	185	265	265	21	21	
DIV. I NON-CONF.	2- 8	295	0-1	129	75	281	281	18	18	
TOTALS	RPI 1-25	RPI 26-50	W-L RECORDS	RPI 51-100	RPI 101-150	RPI 150+				
6- 13	0- 1	0- 2	OVERALL	0- 2	1- 2	5- 6				
4- 5	0- 0	0- 1	HOME	0- 1	1- 0	3- 3				
2- 8	0- 1	0- 1	AWAY	0- 1	0- 2	2- 3				
0- 0	0- 0	0- 0	NEUTRAL	0- 0	0- 0	0- 0				
2- 8	0- 1	0- 2	NON-CONFERENCE	0- 1	0- 1	2- 3				
2- 3	0- 0	0- 1	HOME	0- 0	0- 0	2- 2				
0- 5	0- 1	0- 1	AWAY	0- 1	0- 1	0- 1				
0- 0	0- 0	0- 0	NEUTRAL	0- 0	0- 0	0- 0				
4- 5	0- 0	0- 0	CONFERENCE	0- 1	1- 1	3- 3				
2- 2	0- 0	0- 0	HOME	0- 1	1- 0	1- 1				
2- 3	0- 0	0- 0	AWAY	0- 0	0- 1	2- 2				
0- 0	0- 0	0- 0	NEUTRAL	0- 0	0- 0	0- 0				

RPI 1-25				RPI 26-50				RPI 51-100				RPI 101+ Team's RPI: 265			
RPI	S	Opponent	Score	RPI	S	Opponent	Score	RPI	S	Opponent	Score	RPI	S	Opponent	Score
19	A	DePaul	65 94	29	A	Purdue	55 68	62	H	IUPUI	52 75	121	A	Wisconsin	40 71
				37	H	Marquette	56 78	71	A	Minnesota	61 77	143	H	Wright St.	60 58
												144	A	Green Bay	48 61
												160	A	Columbia	46 74
												190	H	Bowling Green	51 63
												195	A	Cleveland St.	49 58
												196	H	North Dakota	58 66
												203	H	Northern Ill.	78 65
												207	A	Youngstown St.	74 62
												231	H	Northern Ky.	49 61
												272	A	Oakland	62 78
												312	A	Detroit Mercy	63 48
												317	H	Ark.-Pine Bluff	69 55
												338	H	UIC	71 55
LAST 10 Division I															
207	A	Youngstown St.	74 62	312	A	Detroit Mercy	63 48								
195	A	Cleveland St.	49 58	144	A	Green Bay	48 61								
62	H	IUPUI	52 75	231	H	Northern Ky.	49 61								
338	H	UIC	71 55	143	H	Wright St.	60 58								
272	A	Oakland	62 78	196	H	North Dakota	58 66								

Non-Div I Games: Wis.-Parkside 84 77

Milwaukee

■ Loss, 
 ■ Non-Conf, S Site, 
 ■ Home 
 ■ Away 
 N Neutral

Average RPI Win:	167	WON-LOST	WINNING	LAST 10	STRENGTH OF	OPP. STRENGTH	TEAM	ADJ.	CONF.	ADJ CONF.
Average RPI Loss:	49	RECORD	PCT. RANK	GAMES	SCHEDULE	OF SCHEDULE	RPI	RPI	RPI	RPI
DIV. I ONLY	12- 8	116	3-7	51	27	71	71	2	2	
DIV. I NON-CONF.	10- 1	19	1-0	133	126	37	37	2	2	
TOTALS	RPI 1-25	RPI 26-50	W-L RECORDS	RPI 51-100	RPI 101-150	RPI 150+				
12- 8	0- 5	2- 1	OVERALL	0- 0	4- 2	6- 0				
7- 5	0- 4	1- 0	HOME	0- 0	2- 1	4- 0				
5- 3	0- 1	1- 1	AWAY	0- 0	2- 1	2- 0				
0- 0	0- 0	0- 0	NEUTRAL	0- 0	0- 0	0- 0				
10- 1	0- 1	1- 0	NON-CONFERENCE	0- 0	4- 0	5- 0				
7- 1	0- 1	1- 0	HOME	0- 0	2- 0	4- 0				
3- 0	0- 0	0- 0	AWAY	0- 0	2- 0	1- 0				
0- 0	0- 0	0- 0	NEUTRAL	0- 0	0- 0	0- 0				
2- 7	0- 4	1- 1	CONFERENCE	0- 0	0- 2	1- 0				
0- 4	0- 3	0- 0	HOME	0- 0	0- 1	0- 0				
2- 3	0- 1	1- 1	AWAY	0- 0	0- 1	1- 0				
0- 0	0- 0	0- 0	NEUTRAL	0- 0	0- 0	0- 0				

RPI S	Opponent	Score	RPI S	Opponent	Score	RPI S	Opponent	Score	RPI S	Opponent	Score
5	H Iowa	75 76	27	H Arizona St.	80 66				117	H Lehigh	77 49
12	A Indiana	52 65	29	A Purdue	72 59				118	H Montana St.	71 60
13	H Missouri St.	69 77	50	A Nebraska	58 72				121	H Wisconsin	62 72
15	H Northwestern	54 56							129	A Notre Dame	75 67
25	H Ohio St.	63 66							147	A Illinois	71 74
									149	A George Washington	83 50
									187	A Penn St.	81 74
									191	H UC Davis	76 67
									197	A American	70 53
									265	H Milwaukee	77 61
									282	H Vermont	90 58
									314	H Bryant	101 56
LAST 10 Division I											
12	A Indiana	52 65	15	H Northwestern	54 56						
121	H Wisconsin	62 72	50	A Nebraska	58 72						
29	A Purdue	72 59	25	H Ohio St.	63 66						
5	H Iowa	75 76	187	A Penn St.	81 74						
147	A Illinois	71 74	117	H Lehigh	77 49						

Non-Div I Games:

Minnesota

■ Loss, 
■ Non-Conf, 
■ S Site, 
■ H Home 
■ A Away 
N Neutral

Average RPI Win:	129	WON-LOST	WINNING	LAST 10	STRENGTH OF	OPP. STRENGTH	TEAM	ADJ.	CONF.	ADJ CONF.
Average RPI Loss:	15	RECORD	PCT. RANK	GAMES	SCHEDULE	OF SCHEDULE	RPI	RPI	RPI	RPI
DIV. I ONLY	18- 3	17	9-1	21	23	11	11	4	4	
DIV. I NON-CONF.	12- 2	29	3-0	27	39	12	12	5	5	
TOTALS	RPI 1-25	RPI 26-50	W-L RECORDS	RPI 51-100	RPI 101-150	RPI 150+				
18- 3	1- 2	2- 1	OVERALL	5- 0	4- 0	6- 0				
8- 1	1- 0	0- 1	HOME	2- 0	1- 0	4- 0				
6- 1	0- 1	1- 0	AWAY	2- 0	2- 0	1- 0				
4- 1	0- 1	1- 0	NEUTRAL	1- 0	1- 0	1- 0				
12- 2	0- 1	2- 1	NON-CONFERENCE	3- 0	2- 0	5- 0				
5- 1	0- 0	0- 1	HOME	2- 0	0- 0	3- 0				
3- 0	0- 0	1- 0	AWAY	0- 0	1- 0	1- 0				
4- 1	0- 1	1- 0	NEUTRAL	1- 0	1- 0	1- 0				
6- 1	1- 1	0- 0	CONFERENCE	2- 0	2- 0	1- 0				
3- 0	1- 0	0- 0	HOME	0- 0	1- 0	1- 0				
3- 1	0- 1	0- 0	AWAY	2- 0	1- 0	0- 0				
0- 0	0- 0	0- 0	NEUTRAL	0- 0	0- 0	0- 0				

RPI 1-25				RPI 26-50				RPI 51-100				RPI 101+			
RPI	S	Opponent	Score	RPI	S	Opponent	Score	RPI	S	Opponent	Score	RPI	S	Opponent	Score
1	A	South Carolina	79 81	35	N	Virginia	72 59	65	H	Troy	122 82	128	H	Florida	93 47
4	N	Stanford	62 67	37	A	Marquette	74 68	69	A	Georgia	73 66	130	A	Louisiana	64 48
24	H	LSU	64 60	39	H	West Virginia	65 71	78	N	South Fla.	86 61	144	N	Green Bay	83 58
								85	A	Vanderbilt	68 52	145	A	Missouri	79 64
								87	H	UT Martin	82 46	165	A	Jackson St.	92 53
												198	H	Southern Miss.	91 58
												199	H	Little Rock	89 50
												222	H	Murray St.	124 43
												232	N	San Francisco	73 38
												275	H	Ole Miss	80 39
LAST 10 Division I															
275	H	Ole Miss	80 39	69	A	Georgia	73 66								
85	A	Vanderbilt	68 52	128	H	Florida	93 47								
1	A	South Carolina	79 81	199	H	Little Rock	89 50								
24	H	LSU	64 60	35	N	Virginia	72 59								
145	A	Missouri	79 64	78	N	South Fla.	86 61								

Non-Div I Games:

Mississippi St.

Average RPI Win: 350				WON-LOST		WINNING		LAST 10		STRENGTH OF		OPP. STRENGTH		TEAM		ADJ.		CONF.		ADJ CONF.	
Average RPI Loss: 249				RECORD		PCT. RANK		GAMES		SCHEDULE		OF SCHEDULE		RPI		RPI		RPI		RPI	
DIV. I ONLY				1- 17		346		0-10		347		346		351		351		31		31	
DIV. I NON-CONF.				1- 10		329		0-3		335		338		348		348		30		30	
TOTALS				RPI 1-25		RPI 26-50		W-L RECORDS		RPI 51-100		RPI 101-150		RPI 150+							
1- 17				0- 0		0- 0		OVERALL		0- 0		0- 1		1- 16							
1- 5				0- 0		0- 0		HOME		0- 0		0- 0		1- 5							
0- 11				0- 0		0- 0		AWAY		0- 0		0- 1		0- 10							
0- 1				0- 0		0- 0		NEUTRAL		0- 0		0- 0		0- 1							
1- 10				0- 0		0- 0		NON-CONFERENCE		0- 0		0- 0		1- 10							
1- 2				0- 0		0- 0		HOME		0- 0		0- 0		1- 2							
0- 7				0- 0		0- 0		AWAY		0- 0		0- 0		0- 7							
0- 1				0- 0		0- 0		NEUTRAL		0- 0		0- 0		0- 1							
0- 7				0- 0		0- 0		CONFERENCE		0- 0		0- 1		0- 6							
0- 3				0- 0		0- 0		HOME		0- 0		0- 0		0- 3							
0- 4				0- 0		0- 0		AWAY		0- 0		0- 1		0- 3							
0- 0				0- 0		0- 0		NEUTRAL		0- 0		0- 0		0- 0							

RPI 1-25				RPI 26-50				RPI 51-100				RPI 101+				Team's RPI: 351	
RPI	S	Opponent	Score	RPI	S	Opponent	Score	RPI	S	Opponent	Score	RPI	S	Opponent	Score		
												108	A	Texas Southern	58	88	
												170	A	North Ala.	60	86	
												174	H	Austin Peay	82	100	
												181	A	Memphis	54	91	
												198	A	Southern Miss.	80	84	
												215	A	Wyoming	22	95	
												222	H	Murray St.	66	72	
												241	H	Southern U.	54	84	
												258	A	Colorado St.	46	65	
												275	A	Ole Miss	53	72	
												278	A	Alabama A&M	48	68	
												301	N	Omaha	70	78	
												306	A	Prairie View	47	81	
												317	H	Ark.-Pine Bluff	77	80	
												318	H	Alcorn	67	81	
												328	A	Alabama St.	64	77	
												346	A	La.-Monroe	66	74	
												350	H	Florida A&M	71	70	
LAST 10 Division I																	
				306	A	Prairie View	47	81	328	A	Alabama St.	64	77				
				108	A	Texas Southern	58	88	317	H	Ark.-Pine Bluff	77	80				
				241	H	Southern U.	54	84	346	A	La.-Monroe	66	74				
				318	H	Alcorn	67	81	181	A	Memphis	54	91				
				278	A	Alabama A&M	48	68	258	A	Colorado St.	46	65				

Non-Div I Games:

Mississippi Val.

Loss, Non-Conf, S Site, H Home A Away N Neutral

Average RPI Win:	185	WON-LOST	WINNING	LAST 10	STRENGTH OF	OPP. STRENGTH	TEAM	ADJ.	CONF.	ADJ CONF.
Average RPI Loss:	72	RECORD	PCT. RANK	GAMES	SCHEDULE	OF SCHEDULE	RPI	RPI	RPI	RPI
DIV. I ONLY	5- 15	295	2-8	4	69	145	145	4	4	
DIV. I NON-CONF.	3- 10	282	0-3	37	101	222	222	5	5	
TOTALS	RPI 1-25	RPI 26-50	W-L RECORDS	RPI 51-100	RPI 101-150	RPI 150+				
5- 15	1- 5	0- 3	OVERALL	1- 3	0- 2	3- 2				
4- 6	1- 3	0- 1	HOME	1- 1	0- 1	2- 0				
1- 7	0- 2	0- 2	AWAY	0- 1	0- 1	1- 1				
0- 2	0- 0	0- 0	NEUTRAL	0- 1	0- 0	0- 1				
3- 10	0- 2	0- 2	NON-CONFERENCE	1- 2	0- 2	2- 2				
3- 4	0- 1	0- 1	HOME	1- 1	0- 1	2- 0				
0- 4	0- 1	0- 1	AWAY	0- 0	0- 1	0- 1				
0- 2	0- 0	0- 0	NEUTRAL	0- 1	0- 0	0- 1				
2- 5	1- 3	0- 1	CONFERENCE	0- 1	0- 0	1- 0				
1- 2	1- 2	0- 0	HOME	0- 0	0- 0	0- 0				
1- 3	0- 1	0- 1	AWAY	0- 1	0- 0	1- 0				
0- 0	0- 0	0- 0	NEUTRAL	0- 0	0- 0	0- 0				

RPI	S	Opponent	Score	RPI	S	Opponent	Score	RPI	S	Opponent	Score	RPI	S	Opponent	Score	Team's RPI: 145
1	H	South Carolina	45 78	47	A	Arkansas	73 90	51	A	Tennessee	66 77	144	A	Green Bay	64 72	
11	H	Mississippi St.	64 79	49	A	South Dakota	56 72	58	N	North Carolina	69 82	147	H	Illinois	51 58	
13	A	Missouri St.	72 79	50	H	Nebraska	85 90	59	H	UNI	73 78	178	N	New Mexico	68 71	
17	A	Texas A&M	53 72					99	H	Saint Louis	83 58	205	H	Western Ill.	97 89	
22	H	Princeton	33 68									230	A	UMKC	56 59	
24	H	LSU	69 65									275	A	Ole Miss	71 57	
												321	H	SIUE	68 51	
LAST 10 Division I																
17	A	Texas A&M	53 72	24	H	LSU	69 65	51	A	Tennessee	66 77	147	H	Illinois	51 58	
275	A	Ole Miss	71 57					22	H	Princeton	33 68					
1	H	South Carolina	45 78	47	A	Arkansas	73 90	13	A	Missouri St.	72 79					
11	H	Mississippi St.	64 79													

Non-Div I Games:

Missouri

Average RPI Win:	138	WON-LOST	WINNING	LAST 10	STRENGTH OF	OPP. STRENGTH	TEAM	ADJ.	CONF.	ADJ CONF.
Average RPI Loss:	39	RECORD	PCT. RANK	GAMES	SCHEDULE	OF SCHEDULE	RPI	RPI	RPI	RPI
DIV. I ONLY	15- 3	26	8-2	37	60	13	13	7	7	
DIV. I NON-CONF.	9- 2	38	2-1	15	15	4	4	7	7	
TOTALS	RPI 1-25	RPI 26-50	W-L RECORDS	RPI 51-100	RPI 101-150	RPI 150+				
15- 3	0- 2	3- 0	OVERALL	2- 1	4- 0	6- 0				
7- 0	0- 0	1- 0	HOME	1- 0	2- 0	3- 0				
8- 3	0- 2	2- 0	AWAY	1- 1	2- 0	3- 0				
0- 0	0- 0	0- 0	NEUTRAL	0- 0	0- 0	0- 0				
9- 2	0- 2	2- 0	NON-CONFERENCE	1- 0	3- 0	3- 0				
5- 0	0- 0	0- 0	HOME	0- 0	2- 0	3- 0				
4- 2	0- 2	2- 0	AWAY	1- 0	1- 0	0- 0				
0- 0	0- 0	0- 0	NEUTRAL	0- 0	0- 0	0- 0				
6- 1	0- 0	1- 0	CONFERENCE	1- 1	1- 0	3- 0				
2- 0	0- 0	1- 0	HOME	1- 0	0- 0	0- 0				
4- 1	0- 0	0- 0	AWAY	0- 1	1- 0	3- 0				
0- 0	0- 0	0- 0	NEUTRAL	0- 0	0- 0	0- 0				

RPI 1-25				RPI 26-50				RPI 51-100				RPI 101+			
RPI	S	Opponent	Score	RPI	S	Opponent	Score	RPI	S	Opponent	Score	RPI	S	Opponent	Score
10	A	Gonzaga	52 64	33	H	Drake	69 67	59	H	UNI	80 66	103	A	Loyola Chicago	74 72
14	A	Oregon St.	69 80	46	A	Oklahoma	96 90	71	A	Minnesota	77 69	110	A	Boise St.	72 69
				49	A	South Dakota	74 66	93	A	Southern Ill.	68 70	141	H	A&M-Corpus Christi	79 51
												145	H	Missouri	79 72
												162	A	Valparaiso	81 68
												164	H	Wichita St.	68 55
												167	H	Santa Clara	71 64
												230	H	UMKC	83 58
												271	A	Indiana St.	76 55
												316	A	Evansville	81 55
LAST 10 Division I															
				316	A	Evansville	81 55	162	A	Valparaiso	81 68				
				271	A	Indiana St.	76 55	103	A	Loyola Chicago	74 72				
				93	A	Southern Ill.	68 70	10	A	Gonzaga	52 64				
				59	H	UNI	80 66	145	H	Missouri	79 72				
				33	H	Drake	69 67	164	H	Wichita St.	68 55				

Non-Div I Games: William Jewell 111 39

Missouri St.

HOLMDEACH				THROUGH GAMES OF JAN. 10, 1910						
Average RPI Win:	275	WON-LOST	WINNING	LAST 10	STRENGTH OF	OPP. STRENGTH	TEAM	ADJ.	CONF.	ADJ CONF.
Average RPI Loss:	166	RECORD	PCT. RANK	GAMES	SCHEDULE	OF SCHEDULE	RPI	RPI	RPI	RPI
DIV. I ONLY	5- 14	291	2-8	234	236	286	286	24	24	
DIV. I NON-CONF.	3- 6	235	1-0	130	198	189	189	25	25	
-----										
TOTALS	RPI 1-25	RPI 26-50		W-L RECORDS		RPI 51-100	RPI 101-150	RPI 150+		
5- 14	0- 1	0- 1		OVERALL		0- 3	0- 2	5- 7		
2- 5	0- 0	0- 0		HOME		0- 1	0- 1	2- 3		
2- 9	0- 1	0- 1		AWAY		0- 2	0- 1	2- 4		
1- 0	0- 0	0- 0		NEUTRAL		0- 0	0- 0	1- 0		
3- 6	0- 1	0- 1		NON-CONFERENCE		0- 1	0- 2	3- 1		
1- 1	0- 0	0- 0		HOME		0- 0	0- 1	1- 0		
1- 5	0- 1	0- 1		AWAY		0- 1	0- 1	1- 1		
1- 0	0- 0	0- 0		NEUTRAL		0- 0	0- 0	1- 0		
2- 8	0- 0	0- 0		CONFERENCE		0- 2	0- 0	2- 6		
1- 4	0- 0	0- 0		HOME		0- 1	0- 0	1- 3		
1- 4	0- 0	0- 0		AWAY		0- 1	0- 0	1- 3		
0- 0	0- 0	0- 0		NEUTRAL		0- 0	0- 0	0- 0		

RPI 1-25					RPI 26-50					RPI 51-100					RPI 101+					Team's RPI: 286	
RPI	S	Opponent	Score		RPI	S	Opponent	Score		RPI	S	Opponent	Score		RPI	S	Opponent	Score			
22	A	Princeton	40	52	34	A	Arizona	34	86	60	A	Bucknell	37	71	134	H	Providence	52	68		
										73	A	Marist	66	76	146	A	San Diego	49	57		
										73	H	Marist	53	74	183	A	Quinnipiac	53	60		
															201	H	Lafayette	52	44		
															221	H	Manhattan	62	60		
															223	H	Iona	33	36		
															228	H	Niagara	70	73		
															233	A	Fairfield	38	49		
															274	A	Loyola Maryland	48	64		
															305	A	Siena	39	51		
															307	N	Purdue Fort Wayne	60	46		
															313	A	Albany (NY)	53	41		
															334	A	Saint Peter's	81	67		
															337	H	Canisius	62	71		
LAST 10 Division I																					
					73	H	Marist	53	74	223	H	Iona	33	36							
					305	A	Siena	39	51	233	A	Fairfield	38	49							
					228	H	Niagara	70	73	337	H	Canisius	62	71							
					183	A	Quinnipiac	53	60	73	A	Marist	66	76							
					334	A	Saint Peter's	81	67	313	A	Albany (NY)	53	41							

Non-Div I Games:

Monmouth

Loss, Non-Conf, S Site, H Home A Away N Neutral



Montana

Through Games Of Jan. 28, 2020

Average RPI Win:	269	WON-LOST	WINNING	LAST 10	STRENGTH OF	OPP. STRENGTH	TEAM	ADJ.	CONF.	ADJ CONF.
Average RPI Loss:	134	RECORD	PCT. RANK	GAMES	SCHEDULE	OF SCHEDULE	RPI	RPI	RPI	RPI
DIV. I ONLY	8- 8	175	5-5	182	302	192	192	20	20	
DIV. I NON-CONF.	3- 4	201	0-1	26	315	117	117	17	17	
TOTALS	RPI 1-25	RPI 26-50	W-L RECORDS	RPI 51-100	RPI 101-150	RPI 150+				
8- 8	0- 0	0- 2	OVERALL	0- 2	0- 0	8- 4				
4- 4	0- 0	0- 1	HOME	0- 1	0- 0	4- 2				
4- 3	0- 0	0- 1	AWAY	0- 1	0- 0	4- 1				
0- 1	0- 0	0- 0	NEUTRAL	0- 0	0- 0	0- 1				
3- 4	0- 0	0- 2	NON-CONFERENCE	0- 1	0- 0	3- 1				
1- 2	0- 0	0- 1	HOME	0- 1	0- 0	1- 0				
2- 1	0- 0	0- 1	AWAY	0- 0	0- 0	2- 0				
0- 1	0- 0	0- 0	NEUTRAL	0- 0	0- 0	0- 1				
5- 4	0- 0	0- 0	CONFERENCE	0- 1	0- 0	5- 3				
3- 2	0- 0	0- 0	HOME	0- 0	0- 0	3- 2				
2- 2	0- 0	0- 0	AWAY	0- 1	0- 0	2- 1				
0- 0	0- 0	0- 0	NEUTRAL	0- 0	0- 0	0- 0				

RPI S	Opponent	Score	RPI S	Opponent	Score	RPI S	Opponent	Score	RPI S	Opponent	Score	Team's RPI: 192
34	H Arizona	42 77	72	H Fresno St.	63 76	167	N Santa Clara	58 68				
49	A South Dakota	64 96	97	A Idaho	51 52	186	A Portland St.	65 78				
						200	A Northern Ariz.	79 71				
						209	H Northern Colo.	58 67				
						218	H Southern Utah	81 74				
						239	A Cal St. Fullerton	71 69				
						255	H Grand Canyon	72 67				
						256	H Idaho St.	53 67				
						295	H Eastern Wash.	92 54				
						300	H Weber St.	85 57				
						322	A Sacramento St.	64 60				
						326	A Utah Valley	63 52				
LAST 10 Division I												
300	H Weber St.	85 57	209	H Northern Colo.	58 67							
256	H Idaho St.	53 67	218	H Southern Utah	81 74							
97	A Idaho	51 52	322	A Sacramento St.	64 60							
186	A Portland St.	65 78	200	A Northern Ariz.	79 71							
295	H Eastern Wash.	92 54	49	A South Dakota	64 96							

Non-Div I Games: Mont. St.-Northern 98 45 Mont. St. Billings 70 53

Montana

Loss, Non-Conf, S Site, H Home A Away N Neutral

Average RPI Win:	251	WON-LOST	WINNING	LAST 10	STRENGTH OF	OPP. STRENGTH	TEAM	ADJ.	CONF.	ADJ CONF.
Average RPI Loss:	75	RECORD	PCT. RANK	GAMES	SCHEDULE	OF SCHEDULE	RPI	RPI	RPI	RPI
DIV. I ONLY	10- 6	105	8-2	156	215	118	118	20	20	
DIV. I NON-CONF.	2- 5	259	0-1	18	100	139	139	17	17	
TOTALS	RPI 1-25	RPI 26-50	W-L RECORDS	RPI 51-100	RPI 101-150	RPI 150+				
10- 6	0- 2	0- 0	OVERALL	0- 3	0- 0	10- 1				
5- 2	0- 1	0- 0	HOME	0- 1	0- 0	5- 0				
5- 2	0- 0	0- 0	AWAY	0- 2	0- 0	5- 0				
0- 2	0- 1	0- 0	NEUTRAL	0- 0	0- 0	0- 1				
2- 5	0- 2	0- 0	NON-CONFERENCE	0- 2	0- 0	2- 1				
1- 1	0- 1	0- 0	HOME	0- 0	0- 0	1- 0				
1- 2	0- 0	0- 0	AWAY	0- 2	0- 0	1- 0				
0- 2	0- 1	0- 0	NEUTRAL	0- 0	0- 0	0- 1				
8- 1	0- 0	0- 0	CONFERENCE	0- 1	0- 0	8- 0				
4- 1	0- 0	0- 0	HOME	0- 1	0- 0	4- 0				
4- 0	0- 0	0- 0	AWAY	0- 0	0- 0	4- 0				
0- 0	0- 0	0- 0	NEUTRAL	0- 0	0- 0	0- 0				

RPI 1-25				RPI 26-50				RPI 51-100				RPI 101+ Team's RPI: 118			
RPI	S	Opponent	Score	RPI	S	Opponent	Score	RPI	S	Opponent	Score	RPI	S	Opponent	Score
10	H	Gonzaga	55 70					71	A	Minnesota	60 71	164	N	Wichita St.	64 66
17	N	Texas A&M	67 78					90	A	South Dakota St.	50 60	186	A	Portland St.	73 62
								97	H	Idaho	68 69	191	H	UC Davis	77 65
												200	A	Northern Ariz.	72 64
												209	H	Northern Colo.	91 58
												218	H	Southern Utah	91 65
												256	H	Idaho St.	67 59
												295	A	Eastern Wash.	89 85
												300	H	Weber St.	81 52
												322	A	Sacramento St.	85 48
												331	A	Seattle U	73 65
LAST 10 Division I															
256	H	Idaho St.	67 59	218	H	Southern Utah	91 65								
300	H	Weber St.	81 52	209	H	Northern Colo.	91 58								
295	A	Eastern Wash.	89 85	200	A	Northern Ariz.	72 64								
186	A	Portland St.	73 62	322	A	Sacramento St.	85 48								
97	H	Idaho	68 69	17	N	Texas A&M	67 78								

Non-Div I Games: Carroll (MT) 67 33 Mont. St.-Northern 93 34

Montana St.

Average RPI Win:	294	WON-LOST	WINNING	LAST 10	STRENGTH OF	OPP. STRENGTH	TEAM	ADJ.	CONF.	ADJ CONF.
Average RPI Loss:	128	RECORD	PCT. RANK	GAMES	SCHEDULE	OF SCHEDULE	RPI	RPI	RPI	RPI
DIV. I ONLY	6- 12	261	4-6	146	268	243	243	18	18	
DIV. I NON-CONF.	2- 8	295	0-2	77	150	256	256	24	24	
TOTALS	RPI 1-25	RPI 26-50	W-L RECORDS	RPI 51-100	RPI 101-150	RPI 150+				
6- 12	0- 2	0- 0	OVERALL	0- 3	0- 3	6- 4				
4- 4	0- 0	0- 0	HOME	0- 0	0- 2	4- 2				
2- 8	0- 2	0- 0	AWAY	0- 3	0- 1	2- 2				
0- 0	0- 0	0- 0	NEUTRAL	0- 0	0- 0	0- 0				
2- 8	0- 2	0- 0	NON-CONFERENCE	0- 2	0- 1	2- 3				
2- 2	0- 0	0- 0	HOME	0- 0	0- 1	2- 1				
0- 6	0- 2	0- 0	AWAY	0- 2	0- 0	0- 2				
0- 0	0- 0	0- 0	NEUTRAL	0- 0	0- 0	0- 0				
4- 4	0- 0	0- 0	CONFERENCE	0- 1	0- 2	4- 1				
2- 2	0- 0	0- 0	HOME	0- 0	0- 1	2- 1				
2- 2	0- 0	0- 0	AWAY	0- 1	0- 1	2- 0				
0- 0	0- 0	0- 0	NEUTRAL	0- 0	0- 0	0- 0				

RPI 1-25				RPI 26-50				RPI 51-100				RPI 101+ Team's RPI: 243			
RPI	S	Opponent	Score	RPI	S	Opponent	Score	RPI	S	Opponent	Score	RPI	S	Opponent	Score
8	A	Baylor	47 94					67	A	Belmont	62 71	135	H	N.C. A&T	56 74
20	A	Kentucky	54 79					79	A	Dayton	41 58	139	A	Tennessee Tech	75 82
								96	A	Michigan St.	48 93	139	H	Tennessee Tech	55 75
												162	A	Valparaiso	53 55
												190	A	Bowling Green	65 79
												237	H	Radford	73 62
												244	H	Eastern Ill.	51 57
												248	H	Saint Francis (PA)	65 54
												257	H	Stetson	55 58
												309	A	Jacksonville St.	69 55
												309	H	Jacksonville St.	67 48
												321	H	SIUE	75 69
												339	A	Tennessee St.	84 47
LAST 10 Division I															
309	A	Jacksonville St.	69 55	321	H	SIUE	75 69								
139	A	Tennessee Tech	75 82	139	H	Tennessee Tech	55 75								
67	A	Belmont	62 71	309	H	Jacksonville St.	67 48								
339	A	Tennessee St.	84 47	8	A	Baylor	47 94								
244	H	Eastern Ill.	51 57	162	A	Valparaiso	53 55								

Non-Div I Games: Asbury 107 55 Midway 107 55

Morehead St.

Loss, Non-Conf, S Site, H Home A Away N Neutral

Average RPI Win:	285	WON-LOST	WINNING	LAST 10	STRENGTH OF	OPP. STRENGTH	TEAM	ADJ.	CONF.	ADJ CONF.
Average RPI Loss:	189	RECORD	PCT. RANK	GAMES	SCHEDULE	OF SCHEDULE	RPI	RPI	RPI	RPI
DIV. I ONLY	8- 11	218	6-4	321	308	261	261	30	30	
DIV. I NON-CONF.	2- 9	304	0-2	251	261	307	307	31	31	
TOTALS	RPI 1-25	RPI 26-50	W-L RECORDS	RPI 51-100	RPI 101-150	RPI 150+				
8- 11	0- 0	0- 3	OVERALL	0- 1	1- 0	7- 7				
4- 0	0- 0	0- 0	HOME	0- 0	1- 0	3- 0				
4- 9	0- 0	0- 3	AWAY	0- 0	0- 0	4- 6				
0- 2	0- 0	0- 0	NEUTRAL	0- 1	0- 0	0- 1				
2- 9	0- 0	0- 3	NON-CONFERENCE	0- 1	0- 0	2- 5				
1- 0	0- 0	0- 0	HOME	0- 0	0- 0	1- 0				
1- 7	0- 0	0- 3	AWAY	0- 0	0- 0	1- 4				
0- 2	0- 0	0- 0	NEUTRAL	0- 1	0- 0	0- 1				
6- 2	0- 0	0- 0	CONFERENCE	0- 0	1- 0	5- 2				
3- 0	0- 0	0- 0	HOME	0- 0	1- 0	2- 0				
3- 2	0- 0	0- 0	AWAY	0- 0	0- 0	3- 2				
0- 0	0- 0	0- 0	NEUTRAL	0- 0	0- 0	0- 0				

RPI 1-25				RPI 26-50				RPI 51-100				RPI 101+				Team's RPI: 261	
RPI	S	Opponent	Score	RPI	S	Opponent	Score	RPI	S	Opponent	Score	RPI	S	Opponent	Score		
				37	A	Marquette	48 70	94	N	Stony Brook	56 63	135	H	N.C. A&T	42 38		
				48	A	Michigan	48 80					151	A	Bethune-Cookman	65 74		
				50	A	Nebraska	55 78					194	N	Akron	45 52		
												240	H	Howard	74 67		
												246	A	Marshall	57 52		
												259	A	Delaware St.	61 69		
												290	H	Texas St.	72 62		
												301	A	Omaha	64 70		
												303	A	UMBC	63 65		
												304	A	Hofstra	39 51		
												327	A	UMES	55 44		
												334	A	Saint Peter's	77 78		
												342	A	Coppin St.	47 42		
												349	H	South Carolina St.	77 47		
												350	A	Florida A&M	59 47		
LAST 10 Division I																	
				327	A	UMES	55 44	350	A	Florida A&M	59 47						
				342	A	Coppin St.	47 42	349	H	South Carolina St.	77 47						
				135	H	N.C. A&T	42 38	259	A	Delaware St.	61 69						
				240	H	Howard	74 67	194	N	Akron	45 52						
				151	A	Bethune-Cookman	65 74	94	N	Stony Brook	56 63						

Non-Div I Games: Washington Adventis84 52 Notre Dame (MD) 113 34

Morgan St.

Loss, Non-Conf, S Site, H Home A Away N Neutral

Average RPI Win:	280	WON-LOST	WINNING	LAST 10	STRENGTH OF	OPP. STRENGTH	TEAM	ADJ.	CONF.	ADJ CONF.
Average RPI Loss:	150	RECORD	PCT. RANK	GAMES	SCHEDULE	OF SCHEDULE	RPI	RPI	RPI	RPI
DIV. I ONLY	9- 9	175	6-4	291	226	238	238	29	29	
DIV. I NON-CONF.	4- 7	225	1-2	147	108	190	190	29	29	
TOTALS	RPI 1-25	RPI 26-50	W-L RECORDS	RPI 51-100	RPI 101-150	RPI 150+				
9- 9	0- 2	0- 1	OVERALL	0- 0	1- 1	8- 5				
6- 2	0- 0	0- 0	HOME	0- 0	0- 1	6- 1				
2- 6	0- 2	0- 1	AWAY	0- 0	0- 0	2- 3				
1- 1	0- 0	0- 0	NEUTRAL	0- 0	1- 0	0- 1				
4- 7	0- 2	0- 1	NON-CONFERENCE	0- 0	1- 1	3- 3				
2- 1	0- 0	0- 0	HOME	0- 0	0- 1	2- 0				
1- 5	0- 2	0- 1	AWAY	0- 0	0- 0	1- 2				
1- 1	0- 0	0- 0	NEUTRAL	0- 0	1- 0	0- 1				
5- 2	0- 0	0- 0	CONFERENCE	0- 0	0- 0	5- 2				
4- 1	0- 0	0- 0	HOME	0- 0	0- 0	4- 1				
1- 1	0- 0	0- 0	AWAY	0- 0	0- 0	1- 1				
0- 0	0- 0	0- 0	NEUTRAL	0- 0	0- 0	0- 0				

RPI 1-25				RPI 26-50				RPI 51-100				RPI 101+ Team's RPI: 238			
RPI	S	Opponent	Score	RPI	S	Opponent	Score	RPI	S	Opponent	Score	RPI	S	Opponent	Score
12	A	Indiana	52 75	31	A	Old Dominion	34 85					116	N	Richmond	75 67
20	A	Kentucky	44 67									117	H	Lehigh	65 66
												169	A	Merrimack	55 76
												177	A	Towson	57 73
												180	N	Hampton	60 68
												237	A	Radford	75 58
												273	H	Wagner	78 63
												274	H	Loyola Maryland	81 75
												303	H	UMBC	71 61
												311	H	St. Francis Brooklyn	69 60
												314	A	Bryant	76 70
												314	H	Bryant	67 72
												327	A	UMES	76 78
												344	H	Central Conn. St.	72 64
												347	H	LIU Brooklyn	75 57
LAST 10 Division I															
314	H	Bryant	67 72	347	H	LIU Brooklyn	75 57								
311	H	St. Francis Brooklyn	69 60	273	H	Wagner	78 63								
344	H	Central Conn. St.	72 64	31	A	Old Dominion	34 85								
169	A	Merrimack	55 76	116	N	Richmond	75 67								
314	A	Bryant	76 70	180	N	Hampton	60 68								

Non-Div I Games: Frostburg St. 94 40

Mt. St. Mary's

Average RPI Win:	272	WON-LOST	WINNING	LAST 10	STRENGTH OF	OPP. STRENGTH	TEAM	ADJ.	CONF.	ADJ CONF.
Average RPI Loss:	111	RECORD	PCT. RANK	GAMES	SCHEDULE	OF SCHEDULE	RPI	RPI	RPI	RPI
DIV. I ONLY	7- 10	228	2-8	232	179	222	222	18	18	
DIV. I NON-CONF.	5- 4	140	0-2	304	90	180	180	24	24	
TOTALS	RPI 1-25	RPI 26-50	W-L RECORDS	RPI 51-100	RPI 101-150	RPI 150+				
7- 10	0- 2	0- 0	OVERALL	0- 4	0- 1	7- 3				
4- 3	0- 0	0- 0	HOME	0- 2	0- 0	4- 1				
3- 7	0- 2	0- 0	AWAY	0- 2	0- 1	3- 2				
0- 0	0- 0	0- 0	NEUTRAL	0- 0	0- 0	0- 0				
5- 4	0- 2	0- 0	NON-CONFERENCE	0- 1	0- 0	5- 1				
2- 1	0- 0	0- 0	HOME	0- 0	0- 0	2- 1				
3- 3	0- 2	0- 0	AWAY	0- 1	0- 0	3- 0				
0- 0	0- 0	0- 0	NEUTRAL	0- 0	0- 0	0- 0				
2- 6	0- 0	0- 0	CONFERENCE	0- 3	0- 1	2- 2				
2- 2	0- 0	0- 0	HOME	0- 2	0- 0	2- 0				
0- 4	0- 0	0- 0	AWAY	0- 1	0- 1	0- 2				
0- 0	0- 0	0- 0	NEUTRAL	0- 0	0- 0	0- 0				

RPI	S	Opponent	Score	RPI	S	Opponent	Score	RPI	S	Opponent	Score	RPI	S	Opponent	Score	Team's RPI: 222
3	A	Louisville	40 76					67	H	Belmont	56 86	139	A	Tennessee Tech	72 77	
11	A	Mississippi St.	43 124					87	A	UT Martin	56 98	153	A	Southeast Mo. St.	73 88	
								87	H	UT Martin	64 89	153	H	Southeast Mo. St.	70 62	
								93	A	Southern Ill.	66 76	161	H	Samford	56 84	
												211	H	Arkansas St.	77 62	
												264	A	Lipscomb	67 57	
												271	H	Indiana St.	70 62	
												309	A	Jacksonville St.	51 68	
												316	A	Evansville	61 59	
												339	H	Tennessee St.	100 62	
												351	A	Mississippi Val.	72 66	
LAST 10 Division I																
339	H	Tennessee St.	100 62	309	A	Jacksonville St.	51 68									
67	H	Belmont	56 86	153	H	Southeast Mo. St.	70 62									
153	A	Southeast Mo. St.	73 88	87	H	UT Martin	64 89									
87	A	UT Martin	56 98	161	H	Samford	56 84									
139	A	Tennessee Tech	72 77	93	A	Southern Ill.	66 76									

Non-Div I Games: Cumberland (TN) 93 60 Christian Bros. 95 59

Murray St.

Average RPI Win:	240	WON-LOST	WINNING	LAST 10	STRENGTH OF	OPP. STRENGTH	TEAM	ADJ.	CONF.	ADJ CONF.
Average RPI Loss:	126	RECORD	PCT. RANK	GAMES	SCHEDULE	OF SCHEDULE	RPI	RPI	RPI	RPI
DIV. I ONLY	11- 6	96	7-3	282	135	135	135	30	30	
DIV. I NON-CONF.	6- 4	123	2-1	114	41	61	61	31	31	
TOTALS	RPI 1-25	RPI 26-50	W-L RECORDS	RPI 51-100	RPI 101-150	RPI 150+				
11- 6	0- 1	0- 0	OVERALL	0- 2	2- 0	9- 3				
4- 1	0- 0	0- 0	HOME	0- 0	1- 0	3- 1				
6- 4	0- 1	0- 0	AWAY	0- 1	1- 0	5- 2				
1- 1	0- 0	0- 0	NEUTRAL	0- 1	0- 0	1- 0				
6- 4	0- 1	0- 0	NON-CONFERENCE	0- 2	2- 0	4- 1				
2- 0	0- 0	0- 0	HOME	0- 0	1- 0	1- 0				
3- 3	0- 1	0- 0	AWAY	0- 1	1- 0	2- 1				
1- 1	0- 0	0- 0	NEUTRAL	0- 1	0- 0	1- 0				
5- 2	0- 0	0- 0	CONFERENCE	0- 0	0- 0	5- 2				
2- 1	0- 0	0- 0	HOME	0- 0	0- 0	2- 1				
3- 1	0- 0	0- 0	AWAY	0- 0	0- 0	3- 1				
0- 0	0- 0	0- 0	NEUTRAL	0- 0	0- 0	0- 0				

RPI S	Opponent	Score	RPI S	Opponent	Score	RPI S	Opponent	Score	RPI S	Opponent	Score	Team's RPI: 135
18	A NC State	44 80				61	N Miami (FL)	67 68	109	A VCU	69 58	
						69	A Georgia	54 72	122	H UNC Greensboro	57 48	
									151	H Bethune-Cookman	58 69	
									171	A Clemson	82 74	
									194	A Akron	52 64	
									211	N Arkansas St.	55 50	
									242	H ETSU	80 69	
									243	A Morehead St.	74 56	
									259	A Delaware St.	69 45	
									259	H Delaware St.	58 53	
									261	A Morgan St.	38 42	
									327	A UMES	67 31	
									342	A Coppin St.	84 38	
									350	H Florida A&M	71 44	
LAST 10 Division I												
259	H Delaware St.	58 53	327	A UMES	67 31							
151	H Bethune-Cookman	58 69	350	H Florida A&M	71 44							
261	A Morgan St.	38 42	109	A VCU	69 58							
342	A Coppin St.	84 38	171	A Clemson	82 74							
259	A Delaware St.	69 45	194	A Akron	52 64							

Non-Div I Games: Saint Augustine's 75 44 Johnson &amp; Wales (NC121 61

N.C. A&amp;T

Loss, Non-Conf, S Site, H Home A Away N Neutral

N.C. Central

Through Games Of Jan. 28, 2020

Average RPI Win:	293	WON-LOST	WINNING	LAST 10	STRENGTH OF	OPP. STRENGTH	TEAM	ADJ.	CONF.	ADJ CONF.
Average RPI Loss:	196	RECORD	PCT. RANK	GAMES	SCHEDULE	OF SCHEDULE	RPI	RPI	RPI	RPI
DIV. I ONLY	4- 13	299	3-7	331	228	325	325	30	30	
DIV. I NON-CONF.	2- 9	304	1-3	221	199	305	305	31	31	
TOTALS	RPI 1-25	RPI 26-50	W-L RECORDS	RPI 51-100	RPI 101-150	RPI 150+				
4- 13	0- 1	0- 0	OVERALL	0- 1	1- 1	3- 10				
2- 4	0- 0	0- 0	HOME	0- 0	1- 0	1- 4				
2- 8	0- 1	0- 0	AWAY	0- 1	0- 1	2- 5				
0- 1	0- 0	0- 0	NEUTRAL	0- 0	0- 0	0- 1				
2- 9	0- 1	0- 0	NON-CONFERENCE	0- 1	1- 1	1- 6				
1- 3	0- 0	0- 0	HOME	0- 0	1- 0	0- 3				
1- 5	0- 1	0- 0	AWAY	0- 1	0- 1	1- 2				
0- 1	0- 0	0- 0	NEUTRAL	0- 0	0- 0	0- 1				
2- 4	0- 0	0- 0	CONFERENCE	0- 0	0- 0	2- 4				
1- 1	0- 0	0- 0	HOME	0- 0	0- 0	1- 1				
1- 3	0- 0	0- 0	AWAY	0- 0	0- 0	1- 3				
0- 0	0- 0	0- 0	NEUTRAL	0- 0	0- 0	0- 0				

RPI 1-25				RPI 26-50				RPI 51-100				RPI 101+ Team's RPI: 325			
RPI	S	Opponent	Score	RPI	S	Opponent	Score	RPI	S	Opponent	Score	RPI	S	Opponent	Score
5	A	Iowa	50 102					58	A	North Carolina	53 92	126	H	Campbell	67 64
												127	A	California	69 90
												151	A	Bethune-Cookman	52 73
												157	A	CSU Bakersfield	71 80
												187	N	Penn St.	68 92
												216	H	High Point	58 78
												245	A	Col. of Charleston	78 85
												259	A	Delaware St.	54 64
												259	H	Delaware St.	60 64
												260	H	Winthrop	46 56
												298	H	FIU	58 59
												327	A	UMES	63 65
												347	A	LIU Brooklyn	61 59
												350	A	Florida A&M	71 70
												350	H	Florida A&M	66 57
LAST 10 Division I															
259	H	Delaware St.	60 64	350	H	Florida A&M	66 57								
350	A	Florida A&M	71 70	347	A	LIU Brooklyn	61 59								
151	A	Bethune-Cookman	52 73	5	A	Iowa	50 102								
327	A	UMES	63 65	58	A	North Carolina	53 92								
259	A	Delaware St.	54 64	298	H	FIU	58 59								

Non-Div I Games: Washington Adventis83 48 Lincoln (PA) 53 68

N.C. Central

Loss, Non-Conf, S Site, H Home A Away N Neutral



N  
C  
S  
t  
a  
t  
e

NC State				Through Games Of Jan. 28, 2020							
Average RPI Win:	136	WON-LOST	WINNING	LAST 10	STRENGTH OF	OPP. STRENGTH	TEAM	ADJ.	CONF.	ADJ CONF.	
Average RPI Loss:	58	RECORD	PCT. RANK	GAMES	SCHEDULE	OF SCHEDULE	RPI	RPI	RPI	RPI	
DIV. I ONLY		19- 1	3	9-1	105	15	18	18	5	5	
DIV. I NON-CONF.		11- 0	1	1-0	209	37	20	20	3	3	
<hr/>											
TOTALS		RPI 1-25	RPI 26-50		W-L RECORDS		RPI 51-100	RPI 101-150		RPI 150+	
19- 1	2- 0	3- 0		OVERALL		3- 1	2- 0		9- 0		
12- 0	2- 0	2- 0		HOME		2- 0	1- 0		5- 0		
5- 1	0- 0	0- 0		AWAY		1- 1	1- 0		3- 0		
2- 0	0- 0	1- 0		NEUTRAL		0- 0	0- 0		1- 0		
<hr/>											
11- 0	1- 0	1- 0		NON-CONFERENCE		0- 0	1- 0		8- 0		
7- 0	1- 0	0- 0		HOME		0- 0	1- 0		5- 0		
2- 0	0- 0	0- 0		AWAY		0- 0	0- 0		2- 0		
2- 0	0- 0	1- 0		NEUTRAL		0- 0	0- 0		1- 0		
<hr/>											
8- 1	1- 0	2- 0		CONFERENCE		3- 1	1- 0		1- 0		
5- 0	1- 0	2- 0		HOME		2- 0	0- 0		0- 0		
3- 1	0- 0	0- 0		AWAY		1- 1	1- 0		1- 0		
0- 0	0- 0	0- 0		NEUTRAL		0- 0	0- 0		0- 0		
<hr/>											
RPI 1-25		Team's RPI: 18		RPI 26-50		RPI 51-100		RPI 101+			
RPI	S	Opponent	Score	RPI	S	Opponent	Score	RPI	S	Opponent	Score
9	H	Maryland	66 59	26	H	Virginia Tech	76 69	58	A	North Carolina	60 66
16	H	Florida St.	68 51	30	N	Texas	84 73	58	H	North Carolina	76 68
				35	H	Virginia	80 60	64	H	Wake Forest	59 45
								92	A	Boston College	72 54

N  
C  
S  
t  
a  
t  
e

Non-Div I Games:

NC State

Average RPI Win:	330	WON-LOST	WINNING	LAST 10	STRENGTH OF	OPP. STRENGTH	TEAM	ADJ.	CONF.	ADJ CONF.
Average RPI Loss:	181	RECORD	PCT. RANK	GAMES	SCHEDULE	OF SCHEDULE	RPI	RPI	RPI	RPI
DIV. I ONLY	3- 17	330	0-10	259	304	330	330	16	16	
DIV. I NON-CONF.	3- 10	282	0-3	281	343	325	325	15	15	
TOTALS	RPI 1-25	RPI 26-50	W-L RECORDS	RPI 51-100	RPI 101-150	RPI 150+				
3- 17	0- 0	0- 2	OVERALL	0- 2	0- 3	3- 10				
2- 6	0- 0	0- 0	HOME	0- 1	0- 2	2- 3				
1- 11	0- 0	0- 2	AWAY	0- 1	0- 1	1- 7				
0- 0	0- 0	0- 0	NEUTRAL	0- 0	0- 0	0- 0				
3- 10	0- 0	0- 1	NON-CONFERENCE	0- 1	0- 2	3- 6				
2- 3	0- 0	0- 0	HOME	0- 1	0- 1	2- 1				
1- 7	0- 0	0- 1	AWAY	0- 0	0- 1	1- 5				
0- 0	0- 0	0- 0	NEUTRAL	0- 0	0- 0	0- 0				
0- 7	0- 0	0- 1	CONFERENCE	0- 1	0- 1	0- 4				
0- 3	0- 0	0- 0	HOME	0- 0	0- 1	0- 2				
0- 4	0- 0	0- 1	AWAY	0- 1	0- 0	0- 2				
0- 0	0- 0	0- 0	NEUTRAL	0- 0	0- 0	0- 0				

RPI 1-25				RPI 26-50				RPI 51-100				RPI 101+				Team's RPI: 330	
RPI	S	Opponent	Score	RPI	S	Opponent	Score	RPI	S	Opponent	Score	RPI	S	Opponent	Score		
				32	A	FGCU	39 82	80	A	North Florida	48 71	112	H	Liberty	53 67		
				42	A	Colorado	57 80	88	H	Colgate	52 79	120	H	Penn	51 85		
												132	A	Cornell	44 68		
												160	A	Columbia	43 99		
												179	A	Binghamton	40 75		
												204	A	Jacksonville	67 88		
												208	H	Kennesaw St.	64 77		
												257	A	Stetson	49 72		
												264	H	Lipscomb	57 65		
												273	A	Wagner	59 61		
												282	A	Vermont	59 65		
												311	H	St. Francis Brooklyn	88 69		
												315	A	Air Force	48 68		
												332	H	Fairleigh Dickinson	59 68		
												334	H	Saint Peter's	76 73		
												345	A	Hartford	61 52		
LAST 10 Division I																	
				257	A	Stetson	49 72	80	A	North Florida	48 71						
				32	A	FGCU	39 82	112	H	Liberty	53 67						
				264	H	Lipscomb	57 65	179	A	Binghamton	40 75						
				208	H	Kennesaw St.	64 77	160	A	Columbia	43 99						
				204	A	Jacksonville	67 88	282	A	Vermont	59 65						

Non-Div I Games:

NJIT

Average RPI Win: <b>230</b>	WON-LOST	WINNING	LAST 10	STRENGTH OF	OPP. STRENGTH	TEAM	ADJ.	CONF.	ADJ CONF.
Average RPI Loss: <b>161</b>	RECORD	PCT. RANK	GAMES	SCHEDULE	OF SCHEDULE	RPI	RPI	RPI	RPI
DIV. I ONLY	<b>6- 12</b>	<b>261</b>	<b>2-8</b>	<b>207</b>	<b>213</b>	<b>276</b>	<b>276</b>	<b>15</b>	<b>15</b>
DIV. I NON-CONF.	<b>4- 6</b>	<b>212</b>	<b>0-2</b>	<b>314</b>	<b>216</b>	<b>282</b>	<b>282</b>	<b>16</b>	<b>16</b>
TOTALS	RPI 1-25	RPI 26-50	W-L RECORDS	RPI 51-100	RPI 101-150	RPI 150+			
6- 12	0- 0	0- 0	OVERALL	0- 3	0- 3	6- 6			
5- 4	0- 0	0- 0	HOME	0- 1	0- 2	5- 1			
1- 8	0- 0	0- 0	AWAY	0- 2	0- 1	1- 5			
0- 0	0- 0	0- 0	NEUTRAL	0- 0	0- 0	0- 0			
4- 6	0- 0	0- 0	NON-CONFERENCE	0- 1	0- 0	4- 5			
3- 1	0- 0	0- 0	HOME	0- 0	0- 0	3- 1			
1- 5	0- 0	0- 0	AWAY	0- 1	0- 0	1- 4			
0- 0	0- 0	0- 0	NEUTRAL	0- 0	0- 0	0- 0			
2- 6	0- 0	0- 0	CONFERENCE	0- 2	0- 3	2- 1			
2- 3	0- 0	0- 0	HOME	0- 1	0- 2	2- 0			
0- 3	0- 0	0- 0	AWAY	0- 1	0- 1	0- 1			
0- 0	0- 0	0- 0	NEUTRAL	0- 0	0- 0	0- 0			

RPI S	Opponent	Score	RPI S	Opponent	Score	RPI S	Opponent	Score	RPI S	Opponent	Score	Team's RPI: 276
						58	A North Carolina	40 80	117	A Lehigh	40 70	
						60	H Bucknell	34 61	117	H Lehigh	53 60	
						88	A Colgate	55 80	119	H Holy Cross	49 58	
									171	A Clemson	65 52	
									184	A Saint Joseph's	40 49	
									193	H La Salle	61 46	
									201	A Lafayette	52 79	
									202	H Boston U.	46 41	
									208	H Kennesaw St.	82 62	
									213	H George Mason	58 67	
									233	A Fairfield	52 66	
									254	A Maine	41 46	
									282	A Vermont	56 64	
									293	H Army West Point	57 45	
									315	H Air Force	67 59	
LAST 10 Division I												
293	H Army West Point	57 45	60	H Bucknell	34 61							
202	H Boston U.	46 41	119	H Holy Cross	49 58							
201	A Lafayette	52 79	117	A Lehigh	40 70							
117	H Lehigh	53 60	184	A Saint Joseph's	40 49							
88	A Colgate	55 80	213	H George Mason	58 67							

Non-Div I Games: Stevenson 70 36

Navy

■ Loss, 
 ■ Non-Conf, 
 ■ S Site, 
 ■ Home 
 ■ A Away 
 N Neutral

## Nebraska

Through Games Of Jan. 28, 2020

Average RPI Win:	164	WON-LOST	WINNING	LAST 10	STRENGTH OF	OPP. STRENGTH	TEAM	ADJ.	CONF.	ADJ CONF.
Average RPI Loss:	42	RECORD	PCT. RANK	GAMES	SCHEDULE	OF SCHEDULE	RPI	RPI	RPI	RPI
DIV. I ONLY	15- 5	44	6-4	86	51	50	50	2	2	
DIV. I NON-CONF.	10- 1	19	1-0	278	155	88	88	2	2	
TOTALS	RPI 1-25	RPI 26-50	W-L RECORDS	RPI 51-100	RPI 101-150	RPI 150+				
15- 5	1- 1	2- 3	OVERALL	2- 1	3- 0	7- 0				
11- 2	1- 0	2- 2	HOME	1- 0	1- 0	6- 0				
2- 3	0- 1	0- 1	AWAY	0- 1	2- 0	0- 0				
2- 0	0- 0	0- 0	NEUTRAL	1- 0	0- 0	1- 0				
10- 1	0- 0	1- 1	NON-CONFERENCE	1- 0	1- 0	7- 0				
7- 1	0- 0	1- 1	HOME	0- 0	0- 0	6- 0				
1- 0	0- 0	0- 0	AWAY	0- 0	1- 0	0- 0				
2- 0	0- 0	0- 0	NEUTRAL	1- 0	0- 0	1- 0				
5- 4	1- 1	1- 2	CONFERENCE	1- 1	2- 0	0- 0				
4- 1	1- 0	1- 1	HOME	1- 0	1- 0	0- 0				
1- 3	0- 1	0- 1	AWAY	0- 1	1- 0	0- 0				
0- 0	0- 0	0- 0	NEUTRAL	0- 0	0- 0	0- 0				

RPI 1-25				RPI 26-50				Team's RPI: 50	RPI 51-100				RPI 101+			
RPI	S	Opponent	Score	RPI	S	Opponent	Score		RPI	S	Opponent	Score	RPI	S	Opponent	Score
5	H	Iowa	78 69	29	H	Purdue	68 76		71	H	Minnesota	72 58	121	A	Wisconsin	72 71
9	A	Maryland	69 87	36	A	Rutgers	65 69		75	N	Southern California	67 54	121	H	Wisconsin	65 50
				38	H	Duke	83 79		96	A	Michigan St.	70 78	145	A	Missouri	90 85
				40	H	Creighton	74 79						221	H	Manhattan	71 51
				48	H	Michigan	74 71						241	H	Southern U.	73 39
													252	H	Oral Roberts	77 67
													261	H	Morgan St.	78 55
													266	N	Sacred Heart	72 49
													278	H	Alabama A&M	68 46
													321	H	SIUE	63 49
LAST 10 Division I																
121	A	Wisconsin	72 71	121	H	Wisconsin	65 50									
29	H	Purdue	68 76	71	H	Minnesota	72 58									
48	H	Michigan	74 71	96	A	Michigan St.	70 78									
9	A	Maryland	69 87	5	H	Iowa	78 69									
36	A	Rutgers	65 69	221	H	Manhattan	71 51									

Non-Div I Games:

Nebraska

■ Loss, 
 ■ Non-Conf, S Site, 
 ■ Home 
 ■ Away 
 N Neutral

Average RPI Win: <b>297</b>	WON-LOST	WINNING	LAST 10	STRENGTH OF	OPP. STRENGTH	TEAM	ADJ.	CONF.	ADJ CONF.
Average RPI Loss: <b>173</b>	RECORD	PCT. RANK	GAMES	SCHEDULE	OF SCHEDULE	RPI	RPI	RPI	RPI
DIV. I ONLY	8- 11	218	4-6	311	286	288	288	17	17
DIV. I NON-CONF.	6- 4	123	2-0	315	330	229	229	23	23
TOTALS	RPI 1-25	RPI 26-50	W-L RECORDS	RPI 51-100	RPI 101-150	RPI 150+			
8- 11	0- 0	0- 0	OVERALL	0- 2	0- 3	8- 6			
6- 3	0- 0	0- 0	HOME	0- 0	0- 2	6- 1			
1- 8	0- 0	0- 0	AWAY	0- 2	0- 1	1- 5			
1- 0	0- 0	0- 0	NEUTRAL	0- 0	0- 0	1- 0			
6- 4	0- 0	0- 0	NON-CONFERENCE	0- 2	0- 1	6- 1			
4- 1	0- 0	0- 0	HOME	0- 0	0- 1	4- 0			
1- 3	0- 0	0- 0	AWAY	0- 2	0- 0	1- 1			
1- 0	0- 0	0- 0	NEUTRAL	0- 0	0- 0	1- 0			
2- 7	0- 0	0- 0	CONFERENCE	0- 0	0- 2	2- 5			
2- 2	0- 0	0- 0	HOME	0- 0	0- 1	2- 1			
0- 5	0- 0	0- 0	AWAY	0- 0	0- 1	0- 4			
0- 0	0- 0	0- 0	NEUTRAL	0- 0	0- 0	0- 0			

RPI 1-25				RPI 26-50				RPI 51-100				RPI 101+ Team's RPI: 288			
RPI	S	Opponent	Score	RPI	S	Opponent	Score	RPI	S	Opponent	Score	RPI	S	Opponent	Score
								75	A	Southern California	47 50	110	A	Boise St.	40 54
								98	A	Utah	62 68	138	H	San Jose St.	70 72
												140	H	SFA	65 80
												175	H	Saint Mary's (CA)	78 72
												178	A	New Mexico	67 87
												186	A	Portland St.	75 80
												188	A	UNLV	64 66
												215	A	Wyoming	59 83
												258	A	Colorado St.	70 75
												267	H	San Diego St.	70 69
												283	H	Utah St.	69 60
												315	H	Air Force	61 68
												320	N	UTRGV	62 57
												322	H	Sacramento St.	83 72
												326	A	Utah Valley	60 57
												335	H	Cal Poly	71 40
												348	H	Chicago St.	80 60
LAST 10 Division I															
				178	A	New Mexico	67 87					138	H	San Jose St.	70 72
				188	A	UNLV	64 66					110	A	Boise St.	40 54
				267	H	San Diego St.	70 69					258	A	Colorado St.	70 75
				215	A	Wyoming	59 83					335	H	Cal Poly	71 40
				283	H	Utah St.	69 60					320	N	UTRGV	62 57

Non-Div I Games: Stanislaus St. 80 62

Nevada

# New Hampshire

Through Games Of Jan. 28, 2020

Average RPI Win:	324	WON-LOST	WINNING	LAST 10	STRENGTH OF	OPP. STRENGTH	TEAM	ADJ.	CONF.	ADJ CONF.
Average RPI Loss:	161	RECORD	PCT. RANK	GAMES	SCHEDULE	OF SCHEDULE	RPI	RPI	RPI	RPI
DIV. I ONLY	5- 13	287	3-7	216	307	281	281	28	28	
DIV. I NON-CONF.	2- 9	304	0-3	184	258	298	298	28	28	
TOTALS	RPI 1-25	RPI 26-50	W-L RECORDS	RPI 51-100	RPI 101-150	RPI 150+				
5- 13	0- 2	0- 0	OVERALL	0- 1	0- 2	5- 8				
2- 5	0- 0	0- 0	HOME	0- 1	0- 0	2- 4				
3- 8	0- 2	0- 0	AWAY	0- 0	0- 2	3- 4				
0- 0	0- 0	0- 0	NEUTRAL	0- 0	0- 0	0- 0				
2- 9	0- 2	0- 0	NON-CONFERENCE	0- 0	0- 2	2- 5				
1- 3	0- 0	0- 0	HOME	0- 0	0- 0	1- 3				
1- 6	0- 2	0- 0	AWAY	0- 0	0- 2	1- 2				
0- 0	0- 0	0- 0	NEUTRAL	0- 0	0- 0	0- 0				
3- 4	0- 0	0- 0	CONFERENCE	0- 1	0- 0	3- 3				
1- 2	0- 0	0- 0	HOME	0- 1	0- 0	1- 1				
2- 2	0- 0	0- 0	AWAY	0- 0	0- 0	2- 2				
0- 0	0- 0	0- 0	NEUTRAL	0- 0	0- 0	0- 0				

RPI	S	Opponent	Score	RPI	S	Opponent	Score	RPI	S	Opponent	Score	RPI	S	Opponent	Score
8	A	Baylor	29 97					94	H	Stony Brook	44 53	119	A	Holy Cross	61 82
22	A	Princeton	37 77									148	A	Massachusetts	65 67
												158	A	Dartmouth	47 66
												169	A	Merrimack	54 64
												179	H	Binghamton	53 63
												202	H	Boston U.	64 78
												219	A	UMass Lowell	53 58
												226	H	Brown	68 76
												254	A	Maine	50 67
												292	H	North Dakota St.	61 67
												303	A	UMBC	72 63
												313	A	Albany (NY)	48 47
												314	A	Bryant	68 56
												344	H	Central Conn. St.	70 59
												345	H	Hartford	72 71
LAST 10 Division I															
179	H	Binghamton	53 63	345	H	Hartford	72 71								
303	A	UMBC	72 63	219	A	UMass Lowell	53 58								
313	A	Albany (NY)	48 47	22	A	Princeton	37 77								
94	H	Stony Brook	44 53	119	A	Holy Cross	61 82								
254	A	Maine	50 67	158	A	Dartmouth	47 66								

Non-Div I Games: Wheaton (MA) 89 44

New Hampshire

Loss, Non-Conf, S Site, H Home A Away N Neutral

## New Mexico

Through Games Of Jan. 28, 2020

Average RPI Win:	237	WON-LOST	WINNING	LAST 10	STRENGTH OF	OPP. STRENGTH	TEAM	ADJ.	CONF.	ADJ CONF.
Average RPI Loss:	124	RECORD	PCT. RANK	GAMES	SCHEDULE	OF SCHEDULE	RPI	RPI	RPI	RPI
DIV. I ONLY	11- 10	173	4-6	157	194	178	178	17	17	
DIV. I NON-CONF.	8- 4	90	1-2	187	142	121	121	23	23	
TOTALS	RPI 1-25	RPI 26-50	W-L RECORDS	RPI 51-100	RPI 101-150	RPI 150+				
11- 10	0- 0	0- 2	OVERALL	0- 2	2- 3	9- 3				
7- 5	0- 0	0- 0	HOME	0- 1	1- 1	6- 3				
3- 4	0- 0	0- 1	AWAY	0- 1	0- 2	3- 0				
1- 1	0- 0	0- 1	NEUTRAL	0- 0	1- 0	0- 0				
8- 4	0- 0	0- 2	NON-CONFERENCE	0- 1	2- 0	6- 1				
5- 2	0- 0	0- 0	HOME	0- 1	1- 0	4- 1				
2- 1	0- 0	0- 1	AWAY	0- 0	0- 0	2- 0				
1- 1	0- 0	0- 1	NEUTRAL	0- 0	1- 0	0- 0				
3- 6	0- 0	0- 0	CONFERENCE	0- 1	0- 3	3- 2				
2- 3	0- 0	0- 0	HOME	0- 0	0- 1	2- 2				
1- 3	0- 0	0- 0	AWAY	0- 1	0- 2	1- 0				
0- 0	0- 0	0- 0	NEUTRAL	0- 0	0- 0	0- 0				

RPI 1-25			RPI 26-50			RPI 51-100			RPI 101+			Team's RPI: 178			
RPI	S	Opponent	Score	RPI	S	Opponent	Score	RPI	S	Opponent	Score	RPI	S	Opponent	Score
27	A	Arizona St.	47 84	27	A	Arizona St.	47 84	66	H	Ball St.	57 70	110	A	Boise St.	82 83
39	N	West Virginia	60 73	39	N	West Virginia	60 73	72	A	Fresno St.	81 84	134	H	Providence	86 68
												138	A	San Jose St.	85 89
												138	H	San Jose St.	80 81
												145	N	Missouri	71 68
												159	H	Houston	81 71
												188	H	UNLV	51 68
												200	H	Northern Ariz.	83 76
												210	A	UTEP	93 78
												215	H	Wyoming	66 73
												247	H	LMU (CA)	72 73
												258	H	Colorado St.	73 62
												279	H	UC Riverside	80 70
												288	H	Nevada	87 67
												308	A	New Mexico St.	86 67
												308	H	New Mexico St.	107 53
												315	A	Air Force	75 53
LAST 10 Division I															
288	H	Nevada	87 67	288	H	Nevada	87 67	72	A	Fresno St.	81 84				
138	A	San Jose St.	85 89	138	A	San Jose St.	85 89	138	H	San Jose St.	80 81				
188	H	UNLV	51 68	188	H	UNLV	51 68	66	H	Ball St.	57 70				
258	H	Colorado St.	73 62	258	H	Colorado St.	73 62	247	H	LMU (CA)	72 73				
315	A	Air Force	75 53	315	A	Air Force	75 53	134	H	Providence	86 68				

Non-Div I Games: Northern N.M. 92 44

New Mexico

■ Loss, 
 ■ Non-Conf, S Site, 
 ■ Home 
 ■ Away 
 N Neutral

Average RPI Win: 314		WON-LOST	WINNING	LAST 10	STRENGTH OF	OPP. STRENGTH	TEAM	ADJ.	CONF.	ADJ CONF.
Average RPI Loss: 202		RECORD	PCT. RANK	GAMES	SCHEDULE	OF SCHEDULE	RPI	RPI	RPI	RPI
DIV. I ONLY		6- 12	261	5-5	299	337	308	308	32	32
DIV. I NON-CONF.		2- 10	313	1-3	219	290	316	316	32	32
TOTALS		RPI 1-25	RPI 26-50	W-L RECORDS	RPI 51-100	RPI 101-150	RPI 150+			
6- 12	0- 0		0- 1	OVERALL	0- 1	0- 1	6- 9			
4- 6	0- 0		0- 1	HOME	0- 0	0- 0	4- 5			
2- 4	0- 0		0- 0	AWAY	0- 1	0- 0	2- 3			
0- 2	0- 0		0- 0	NEUTRAL	0- 0	0- 1	0- 1			
2- 10	0- 0		0- 1	NON-CONFERENCE	0- 1	0- 1	2- 7			
1- 5	0- 0		0- 1	HOME	0- 0	0- 0	1- 4			
1- 3	0- 0		0- 0	AWAY	0- 1	0- 0	1- 2			
0- 2	0- 0		0- 0	NEUTRAL	0- 0	0- 1	0- 1			
4- 2	0- 0		0- 0	CONFERENCE	0- 0	0- 0	4- 2			
3- 1	0- 0		0- 0	HOME	0- 0	0- 0	3- 1			
1- 1	0- 0		0- 0	AWAY	0- 0	0- 0	1- 1			
0- 0	0- 0		0- 0	NEUTRAL	0- 0	0- 0	0- 0			

RPI 1-25				RPI 26-50				RPI 51-100				RPI 101+				Team's RPI: 308	
RPI	S	Opponent	Score	RPI	S	Opponent	Score	RPI	S	Opponent	Score	RPI	S	Opponent	Score		
				27	H	Arizona St.	47 70					133	N	Western Mich.	76 79		
								84	A	Abilene Christian	54 67	178	A	New Mexico	53 107		
												178	H	New Mexico	67 86		
												210	A	UTEP	45 65		
												210	H	UTEP	57 63		
												230	A	UMKC	52 56		
												249	H	Pepperdine	69 72		
												279	H	UC Riverside	58 60		
												289	A	Denver	78 75		
												297	H	California Baptist	57 56		
												300	H	Weber St.	77 47		
												320	H	UTRGV	76 75		
												323	N	Georgia St.	51 59		
												326	H	Utah Valley	54 58		
												331	H	Seattle U	83 65		
												348	A	Chicago St.	73 60		
EAST 10 Division I																	
				320	H	UTRGV	76 75	297	H	California Baptist	57 56						
				331	H	Seattle U	83 65	84	A	Abilene Christian	54 67						
				326	H	Utah Valley	54 58	27	H	Arizona St.	47 70						
				230	A	UMKC	52 56	178	A	New Mexico	53 107						
				348	A	Chicago St.	73 60	300	H	Weber St.	77 47						

Non-Div I Games:	Western N.M.	75	56
------------------	--------------	----	----

New Mexico St.

■ Loss, ■ Non-Conf, S Site, H Home A Away N Neutral



New Orleans

Through Games Of Jan. 28, 2020

Average RPI Win:	245	WON-LOST	WINNING	LAST 10	STRENGTH OF	OPP. STRENGTH	TEAM	ADJ.	CONF.	ADJ CONF.
Average RPI Loss:	117	RECORD	PCT. RANK	GAMES	SCHEDULE	OF SCHEDULE	RPI	RPI	RPI	RPI
DIV. I ONLY	8- 8	175	7-3	121	253	150	150	23	23	
DIV. I NON-CONF.	2- 5	259	1-0	69	157	173	173	20	20	
TOTALS	RPI 1-25	RPI 26-50	W-L RECORDS	RPI 51-100	RPI 101-150	RPI 150+				
8- 8	0- 1	0- 1	OVERALL	0- 2	1- 2	7- 2				
4- 3	0- 0	0- 0	HOME	0- 0	1- 2	3- 1				
4- 5	0- 1	0- 1	AWAY	0- 2	0- 0	4- 1				
0- 0	0- 0	0- 0	NEUTRAL	0- 0	0- 0	0- 0				
2- 5	0- 1	0- 1	NON-CONFERENCE	0- 1	0- 1	2- 1				
1- 1	0- 0	0- 0	HOME	0- 0	0- 1	1- 0				
1- 4	0- 1	0- 1	AWAY	0- 1	0- 0	1- 1				
0- 0	0- 0	0- 0	NEUTRAL	0- 0	0- 0	0- 0				
6- 3	0- 0	0- 0	CONFERENCE	0- 1	1- 1	5- 1				
3- 2	0- 0	0- 0	HOME	0- 0	1- 1	2- 1				
3- 1	0- 0	0- 0	AWAY	0- 1	0- 0	3- 0				
0- 0	0- 0	0- 0	NEUTRAL	0- 0	0- 0	0- 0				

RPI S	Opponent	Score	RPI S	Opponent	Score	RPI S	Opponent	Score	RPI S	Opponent	Score	Team's RPI: 150
24	A LSU	49 83	47	A Arkansas	52 82	53	A Iowa St.	53 71	130	H Louisiana	60 65	
						84	A Abilene Christian	62 76	140	H SFA	53 50	
									141	H A&M-Corpus Christi	53 83	
									163	H Sam Houston St.	46 78	
									196	H North Dakota	79 73	
									206	A Central Ark.	49 37	
									217	A Lamar University	62 57	
									275	A Ole Miss	69 64	
									290	A Texas St.	49 51	
									294	H Nicholls St.	77 65	
									310	A Incarnate Word	67 55	
									319	H McNeese	78 59	
LAST 10 Division I												
294	H Nicholls St.	77 65	140	H SFA	53 50							
141	H A&M-Corpus Christi	53 83	217	A Lamar University	62 57							
319	H McNeese	78 59	196	H North Dakota	79 73							
310	A Incarnate Word	67 55	163	H Sam Houston St.	46 78							
206	A Central Ark.	49 37	84	A Abilene Christian	62 76							

Non-Div I Games: Pensacola Christian91 31 Tougaloo 91 69

New Orleans

Loss, Non-Conf, S Site, H Home A Away N Neutral

## Niagara

Through Games Of Jan. 28, 2020

Average RPI Win:	300	WON-LOST	WINNING	LAST 10	STRENGTH OF	OPP. STRENGTH	TEAM	ADJ.	CONF.	ADJ CONF.
Average RPI Loss:	136	RECORD	PCT. RANK	GAMES	SCHEDULE	OF SCHEDULE	RPI	RPI	RPI	RPI
DIV. I ONLY	7- 11	236	6-4	188	310	228	228	24	24	
DIV. I NON-CONF.	2- 7	288	1-0	163	293	261	261	25	25	
TOTALS	RPI 1-25	RPI 26-50	W-L RECORDS	RPI 51-100	RPI 101-150	RPI 150+				
7- 11	0- 0	0- 1	OVERALL	0- 5	0- 1	7- 4				
4- 3	0- 0	0- 0	HOME	0- 3	0- 0	4- 0				
3- 8	0- 0	0- 1	AWAY	0- 2	0- 1	3- 4				
0- 0	0- 0	0- 0	NEUTRAL	0- 0	0- 0	0- 0				
2- 7	0- 0	0- 1	NON-CONFERENCE	0- 2	0- 1	2- 3				
1- 1	0- 0	0- 0	HOME	0- 1	0- 0	1- 0				
1- 6	0- 0	0- 1	AWAY	0- 1	0- 1	1- 3				
0- 0	0- 0	0- 0	NEUTRAL	0- 0	0- 0	0- 0				
5- 4	0- 0	0- 0	CONFERENCE	0- 3	0- 0	5- 1				
3- 2	0- 0	0- 0	HOME	0- 2	0- 0	3- 0				
2- 2	0- 0	0- 0	AWAY	0- 1	0- 0	2- 1				
0- 0	0- 0	0- 0	NEUTRAL	0- 0	0- 0	0- 0				

RPI	S	Opponent	Score	RPI	S	Opponent	Score	RPI	S	Opponent	Score	RPI	S	Opponent	Score	Team's RPI: 228
36	A	Rutgers	87	68	H	Buffalo	81	132	A	Cornell	82	179	A	Binghamton	74	
				73	H	Marist	94	221	A	Manhattan	68	223	A	Iona	57	
				86	A	Rider	79	240	A	Howard	91	272	H	Oakland	63	
				86	H	Rider	71	284	A	St. Bonaventure	71	286	A	Monmouth	70	
				88	A	Colgate	85	305	H	Siena	61	334	H	Saint Peter's	89	
								337	H	Canisius	62	342	A	Coppin St.	67	
LAST 10 Division I																
337	H	Canisius	62	73	H	Marist	94									
86	H	Rider	71	305	H	Siena	61									
334	H	Saint Peter's	89	221	A	Manhattan	68									
286	A	Monmouth	70	86	A	Rider	79									
223	A	Iona	57	342	A	Coppin St.	67									

Non-Div I Games:

Niagara

■ Loss, 
 ■ Non-Conf, 
 ■ S Site, 
 ■ H Home 
 ■ A Away 
 N Neutral

Average RPI Win: <b>303</b>	WON-LOST	WINNING	LAST 10	STRENGTH OF	OPP. STRENGTH	TEAM	ADJ.	CONF.	ADJ CONF.
Average RPI Loss: <b>147</b>	RECORD	PCT. RANK	GAMES	SCHEDULE	OF SCHEDULE	RPI	RPI	RPI	RPI
DIV. I ONLY	3- 14	320	2-8	198	216	294	294	23	23
DIV. I NON-CONF.	1- 6	318	0	51	56	237	237	20	20
TOTALS	RPI 1-25	RPI 26-50	W-L RECORDS	RPI 51-100	RPI 101-150	RPI 150+			
3- 14	0- 3	0- 0	OVERALL	0- 3	0- 2	3- 6			
1- 3	0- 0	0- 0	HOME	0- 1	0- 0	1- 2			
2- 10	0- 3	0- 0	AWAY	0- 1	0- 2	2- 4			
0- 1	0- 0	0- 0	NEUTRAL	0- 1	0- 0	0- 0			
1- 6	0- 3	0- 0	NON-CONFERENCE	0- 2	0- 0	1- 1			
1- 0	0- 0	0- 0	HOME	0- 0	0- 0	1- 0			
0- 5	0- 3	0- 0	AWAY	0- 1	0- 0	0- 1			
0- 1	0- 0	0- 0	NEUTRAL	0- 1	0- 0	0- 0			
2- 8	0- 0	0- 0	CONFERENCE	0- 1	0- 2	2- 5			
0- 3	0- 0	0- 0	HOME	0- 1	0- 0	0- 2			
2- 5	0- 0	0- 0	AWAY	0- 0	0- 2	2- 3			
0- 0	0- 0	0- 0	NEUTRAL	0- 0	0- 0	0- 0			

RPI 1-25				RPI 26-50				RPI 51-100				RPI 101+ Team's RPI: 294			
RPI	S	Opponent	Score	RPI	S	Opponent	Score	RPI	S	Opponent	Score	RPI	S	Opponent	Score
12	A	Indiana	47 <b>111</b>					80	N	North Florida	61 <b>64</b>	141	A	A&M-Corpus Christi	49 <b>55</b>
23	A	TCU	47 <b>72</b>					84	H	Abilene Christian	84 <b>95</b>	150	A	New Orleans	65 <b>77</b>
24	A	LSU	32 <b>63</b>					100	A	Rice	47 <b>71</b>	163	A	Sam Houston St.	71 <b>87</b>
												204	A	Jacksonville	55 <b>72</b>
												206	H	Central Ark.	46 <b>53</b>
												217	H	Lamar University	78 <b>84</b>
												234	A	Southeastern La.	67 65
												310	A	Incarnate Word	51 <b>53</b>
												329	A	Houston Baptist	84 78
												343	A	Northwestern St.	54 <b>58</b>
												346	H	La.-Monroe	74 59
LAST 10 Division I															
150	A	New Orleans	65 <b>77</b>	217	H	Lamar University	78 <b>84</b>								
329	A	Houston Baptist	84 78	163	A	Sam Houston St.	71 <b>87</b>								
206	H	Central Ark.	46 <b>53</b>	310	A	Incarnate Word	51 <b>53</b>								
343	A	Northwestern St.	54 <b>58</b>	84	H	Abilene Christian	84 <b>95</b>								
234	A	Southeastern La.	67 65	141	A	A&M-Corpus Christi	49 <b>55</b>								

Non-Div I Games: Southern-N.O. 94 61 Paul Quinn 101 68

Nicholls St.

Loss, Non-Conf, S Site, H Home A Away N Neutral

Average RPI Win:	246	WON-LOST	WINNING	LAST 10	STRENGTH OF	OPP. STRENGTH	TEAM	ADJ.	CONF.	ADJ CONF.
Average RPI Loss:	142	RECORD	PCT. RANK	GAMES	SCHEDULE	OF SCHEDULE	RPI	RPI	RPI	RPI
DIV. I ONLY	11- 7	107	6-4	257	278	182	182	30	30	
DIV. I NON-CONF.	5- 7	205	0-4	128	204	185	185	31	31	
TOTALS	RPI 1-25	RPI 26-50	W-L RECORDS	RPI 51-100	RPI 101-150	RPI 150+				
11- 7	0- 0	0- 1	OVERALL	1- 0	0- 3	10- 3				
6- 3	0- 0	0- 0	HOME	0- 0	0- 2	6- 1				
4- 3	0- 0	0- 0	AWAY	0- 0	0- 1	4- 2				
1- 1	0- 0	0- 1	NEUTRAL	1- 0	0- 0	0- 0				
5- 7	0- 0	0- 1	NON-CONFERENCE	1- 0	0- 3	4- 3				
2- 3	0- 0	0- 0	HOME	0- 0	0- 2	2- 1				
2- 3	0- 0	0- 0	AWAY	0- 0	0- 1	2- 2				
1- 1	0- 0	0- 1	NEUTRAL	1- 0	0- 0	0- 0				
6- 0	0- 0	0- 0	CONFERENCE	0- 0	0- 0	6- 0				
4- 0	0- 0	0- 0	HOME	0- 0	0- 0	4- 0				
2- 0	0- 0	0- 0	AWAY	0- 0	0- 0	2- 0				
0- 0	0- 0	0- 0	NEUTRAL	0- 0	0- 0	0- 0				

RPI 1-25				RPI 26-50				RPI 51-100				RPI 101+				Team's RPI: 182	
RPI	S	Opponent	Score	RPI	S	Opponent	Score	RPI	S	Opponent	Score	RPI	S	Opponent	Score		
				39	N	West Virginia	55 72	80	N	North Florida	57 54	112	H	Liberty	48 67		
												116	A	Richmond	69 77		
												131	H	Robert Morris	62 69		
												151	H	Bethune-Cookman	61 51		
												155	A	William & Mary	56 65		
												180	A	Hampton	77 56		
												193	H	La Salle	52 55		
												204	A	Jacksonville	71 64		
												216	H	High Point	72 58		
												240	A	Howard	83 80		
												246	A	Marshall	69 75		
												270	H	Longwood	49 46		
												327	H	UMES	68 45		
												342	A	Coppin St.	85 48		
												349	H	South Carolina St.	76 42		
												350	H	Florida A&M	59 51		
LAST 10 Division I																	
				350	H	Florida A&M	59 51	151	H	Bethune-Cookman	61 51						
				349	H	South Carolina St.	76 42	116	A	Richmond	69 77						
				327	H	UMES	68 45	155	A	William & Mary	56 65						
				240	A	Howard	83 80	131	H	Robert Morris	62 69						
				342	A	Coppin St.	85 48	39	N	West Virginia	55 72						

Non-Div I Games: Virginia-Lynchburg 123 48

Norfolk St.

■ Loss, 
 ■ Non-Conf, 
 ■ S Site, 
 ■ H Home 
 ■ A Away 
 N Neutral

Average RPI Win:	265	WON-LOST	WINNING	LAST 10	STRENGTH OF	OPP. STRENGTH	TEAM	ADJ.	CONF.	ADJ CONF.
Average RPI Loss:	92	RECORD	PCT. RANK	GAMES	SCHEDULE	OF SCHEDULE	RPI	RPI	RPI	RPI
DIV. I ONLY	12- 5	56	7-3	328	225	170	170	16	16	
DIV. I NON-CONF.	7- 3	80	2-1	349	307	239	239	15	15	
TOTALS	RPI 1-25	RPI 26-50	W-L RECORDS	RPI 51-100	RPI 101-150	RPI 150+				
12- 5	0- 1	0- 1	OVERALL	1- 1	1- 0	10- 2				
4- 2	0- 0	0- 1	HOME	1- 0	0- 0	3- 1				
4- 3	0- 1	0- 0	AWAY	0- 1	1- 0	3- 1				
4- 0	0- 0	0- 0	NEUTRAL	0- 0	0- 0	4- 0				
7- 3	0- 1	0- 0	NON-CONFERENCE	0- 1	0- 0	7- 1				
1- 1	0- 0	0- 0	HOME	0- 0	0- 0	1- 1				
2- 2	0- 1	0- 0	AWAY	0- 1	0- 0	2- 0				
4- 0	0- 0	0- 0	NEUTRAL	0- 0	0- 0	4- 0				
5- 2	0- 0	0- 1	CONFERENCE	1- 0	1- 0	3- 1				
3- 1	0- 0	0- 1	HOME	1- 0	0- 0	2- 0				
2- 1	0- 0	0- 0	AWAY	0- 0	1- 0	1- 1				
0- 0	0- 0	0- 0	NEUTRAL	0- 0	0- 0	0- 0				

RPI	S	Opponent	Score	RPI	S	Opponent	Score	RPI	S	Opponent	Score	RPI	S	Opponent	Score	Team's RPI: 170
5	A	Iowa	81 86	32	H	FGCU	63 74	53	A	Iowa St.	72 80	112	A	Liberty	76 71	
								80	H	North Florida	54 51	161	H	Samford	63 79	
												204	H	Jacksonville	76 65	
												208	A	Kennesaw St.	56 59	
												257	H	Stetson	68 57	
												264	A	Lipscomb	84 72	
												278	N	Alabama A&M	80 65	
												299	N	UC Irvine	88 60	
												321	N	SIUE	85 67	
												328	A	Alabama St.	81 60	
												339	A	Tennessee St.	88 63	
												349	N	South Carolina St.	99 46	
												351	H	Mississippi Val.	86 60	
LAST 10 Division I																
208	A	Kennesaw St.	56 59	204	H	Jacksonville	76 65									
257	H	Stetson	68 57	80	H	North Florida	54 51									
32	H	FGCU	63 74	53	A	Iowa St.	72 80									
112	A	Liberty	76 71	349	N	South Carolina St.	99 46									
264	A	Lipscomb	84 72	321	N	SIUE	85 67									

Non-Div I Games: Virginia-Lynchburg 128 26 Oakwood 120 38

North Ala.

Loss, Non-Conf, S Site, H Home A Away N Neutral

# North Carolina

Through Games Of Jan. 28, 2020

Average RPI Win:	177	WON-LOST	WINNING	LAST 10	STRENGTH OF	OPP. STRENGTH	TEAM	ADJ.	CONF.	ADJ CONF.
Average RPI Loss:	28	RECORD	PCT. RANK	GAMES	SCHEDULE	OF SCHEDULE	RPI	RPI	RPI	RPI
DIV. I ONLY	14- 6	62	5-5	95	16	58	58	5	5	
DIV. I NON-CONF.	9- 2	38	0-1	325	44	132	132	3	3	
TOTALS	RPI 1-25	RPI 26-50	W-L RECORDS	RPI 51-100	RPI 101-150	RPI 150+				
14- 6	1- 3	1- 2	OVERALL	3- 1	2- 0	7- 0				
9- 2	1- 1	0- 1	HOME	1- 0	1- 0	6- 0				
2- 4	0- 2	1- 1	AWAY	1- 1	0- 0	0- 0				
3- 0	0- 0	0- 0	NEUTRAL	1- 0	1- 0	1- 0				
9- 2	0- 0	0- 1	NON-CONFERENCE	1- 1	2- 0	6- 0				
6- 1	0- 0	0- 1	HOME	0- 0	1- 0	5- 0				
0- 1	0- 0	0- 0	AWAY	0- 1	0- 0	0- 0				
3- 0	0- 0	0- 0	NEUTRAL	1- 0	1- 0	1- 0				
5- 4	1- 3	1- 1	CONFERENCE	2- 0	0- 0	1- 0				
3- 1	1- 1	0- 0	HOME	1- 0	0- 0	1- 0				
2- 3	0- 2	1- 1	AWAY	1- 0	0- 0	0- 0				
0- 0	0- 0	0- 0	NEUTRAL	0- 0	0- 0	0- 0				

RPI S	Opponent	Score	RPI S	Opponent	Score	RPI S	Opponent	Score	RPI S	Opponent	Score
3	H Louisville	67 74	26	A Virginia Tech	70 76	55	A Georgia Tech	67 60	145	N Missouri	82 69
16	A Florida St.	64 78	35	A Virginia	65 47	57	N Temple	71 58	147	H Illinois	85 60
18	A NC State	68 76	41	H Yale	63 66	61	H Miami (FL)	78 58	152	H Elon	76 46
18	H NC State	66 60				63	A Alabama	77 83	251	N UNCW	85 45
									276	H Navy	80 40
									287	H Pittsburgh	70 62
									325	H N.C. Central	92 53
									333	H Western Caro.	92 55
									341	H Charleston So.	85 54
LAST 10 Division I											
18	A NC State	68 76	18	H NC State	66 60						
55	A Georgia Tech	67 60	26	A Virginia Tech	70 76						
3	H Louisville	67 74	35	A Virginia	65 47						
61	H Miami (FL)	78 58	287	H Pittsburgh	70 62						
16	A Florida St.	64 78	41	H Yale	63 66						

Non-Div I Games:

North Carolina

Loss, Non-Conf, S Site, H Home A Away N Neutral

Non-Conference				Through Games of Jan. 10, 1910						
Average RPI Win:	267	WON-LOST	WINNING	LAST 10	STRENGTH OF	OPP. STRENGTH	TEAM	ADJ.	CONF.	ADJ CONF.
Average RPI Loss:	177	RECORD	PCT. RANK	GAMES	SCHEDULE	OF SCHEDULE	RPI	RPI	RPI	RPI
DIV. I ONLY	11- 8	131	5-5	320	242	196	196	19	19	
DIV. I NON-CONF.	7- 4	100	1-1	254	277	125	125	19	19	
-----										
TOTALS	RPI 1-25	RPI 26-50		W-L RECORDS		RPI 51-100	RPI 101-150	RPI 150+		
11- 8	0- 0	0- 1		OVERALL		0- 2	0- 1	11- 4		
5- 2	0- 0	0- 0		HOME		0- 1	0- 0	5- 1		
6- 6	0- 0	0- 1		AWAY		0- 1	0- 1	6- 3		
0- 0	0- 0	0- 0		NEUTRAL		0- 0	0- 0	0- 0		
7- 4	0- 0	0- 1		NON-CONFERENCE		0- 1	0- 1	7- 1		
2- 1	0- 0	0- 0		HOME		0- 1	0- 0	2- 0		
5- 3	0- 0	0- 1		AWAY		0- 0	0- 1	5- 1		
0- 0	0- 0	0- 0		NEUTRAL		0- 0	0- 0	0- 0		
4- 4	0- 0	0- 0		CONFERENCE		0- 1	0- 0	4- 3		
3- 1	0- 0	0- 0		HOME		0- 0	0- 0	3- 1		
1- 3	0- 0	0- 0		AWAY		0- 1	0- 0	1- 2		
0- 0	0- 0	0- 0		NEUTRAL		0- 0	0- 0	0- 0		

RPI 1-25				RPI 26-50				RPI 51-100				RPI 101+				Team's RPI: 196	
RPI	S	Opponent	Score	RPI	S	Opponent	Score	RPI	S	Opponent	Score	RPI	S	Opponent	Score		
				34	A	Arizona	42 74	90	A	South Dakota St.	64 99	150	A	New Orleans	73 79		
								95	H	Illinois St.	58 66	162	H	Valparaiso	65 63		
												168	H	Rhode Island	67 61		
												205	H	Western Ill.	77 71		
												212	A	SMU	51 66		
												252	A	Oral Roberts	52 75		
												255	A	Grand Canyon	78 76		
												265	A	Milwaukee	66 58		
												289	A	Denver	90 82		
												289	H	Denver	81 91		
												291	A	Ga. Southern	69 56		
												292	A	North Dakota St.	82 92		
												301	H	Omaha	63 57		
												307	H	Purdue Fort Wayne	91 85		
												341	A	Charleston So.	73 57		
												349	A	South Carolina St.	95 53		
LAST 10 Division I																	
				205	H	Western Ill.	77 71	301	H	Omaha	63 57						
				289	H	Denver	81 91	307	H	Purdue Fort Wayne	91 85						
				292	A	North Dakota St.	82 92	289	A	Denver	90 82						
				90	A	South Dakota St.	64 99	150	A	New Orleans	73 79						
				252	A	Oral Roberts	52 75	265	A	Milwaukee	66 58						

Non-Div I Games:	Northland	118	35	Mayville St.	83	52
------------------	-----------	-----	----	--------------	----	----

North Dakota

Loss, Non-Conf, S Site, H Home A Away N Neutral

Average RPI Win:	255	WON-LOST	WINNING	LAST 10	STRENGTH OF	OPP. STRENGTH	TEAM	ADJ.	CONF.	ADJ CONF.
Average RPI Loss:	138	RECORD	PCT. RANK	GAMES	SCHEDULE	OF SCHEDULE	RPI	RPI	RPI	RPI
DIV. I ONLY	3- 14	320	3-7	137	147	292	292	19	19	
DIV. I NON-CONF.	1- 9	326	1-2	155	58	297	297	19	19	
TOTALS	RPI 1-25	RPI 26-50	W-L RECORDS	RPI 51-100	RPI 101-150	RPI 150+				
3- 14	0- 0	0- 2	OVERALL	0- 4	0- 2	3- 6				
2- 7	0- 0	0- 1	HOME	0- 1	0- 1	2- 4				
1- 7	0- 0	0- 1	AWAY	0- 3	0- 1	1- 2				
0- 0	0- 0	0- 0	NEUTRAL	0- 0	0- 0	0- 0				
1- 9	0- 0	0- 1	NON-CONFERENCE	0- 3	0- 2	1- 3				
0- 5	0- 0	0- 0	HOME	0- 1	0- 1	0- 3				
1- 4	0- 0	0- 1	AWAY	0- 2	0- 1	1- 0				
0- 0	0- 0	0- 0	NEUTRAL	0- 0	0- 0	0- 0				
2- 5	0- 0	0- 1	CONFERENCE	0- 1	0- 0	2- 3				
2- 2	0- 0	0- 1	HOME	0- 0	0- 0	2- 1				
0- 3	0- 0	0- 0	AWAY	0- 1	0- 0	0- 2				
0- 0	0- 0	0- 0	NEUTRAL	0- 0	0- 0	0- 0				

RPI 1-25				RPI 26-50				RPI 51-100				RPI 101+				Team's RPI: 292	
RPI	S	Opponent	Score	RPI	S	Opponent	Score	RPI	S	Opponent	Score	RPI	S	Opponent	Score		
				40	A	Creighton	59 70	53	H	Iowa St.	58 86	121	H	Wisconsin	63 64		
				49	H	South Dakota	36 80	54	A	Bradley	64 70	136	A	Northeastern	61 72		
								59	A	UNI	63 95	162	H	Valparaiso	54 66		
								90	A	South Dakota St.	52 60	196	H	North Dakota	92 82		
												203	H	Northern Ill.	68 74		
												205	H	Western Ill.	78 79		
												215	H	Wyoming	57 66		
												252	A	Oral Roberts	62 70		
												281	A	New Hampshire	67 61		
												289	A	Denver	82 91		
												289	H	Denver	85 80		
LAST 10 Division I																	
				289	H	Denver	85 80	205	H	Western Ill.	78 79						
				90	A	South Dakota St.	52 60	289	A	Denver	82 91						
				196	H	North Dakota	92 82	121	H	Wisconsin	63 64						
				49	H	South Dakota	36 80	54	A	Bradley	64 70						
				252	A	Oral Roberts	62 70	281	A	New Hampshire	67 61						

Non-Div I Games: Waldorf 92 26 Mayville St. 97 59

North Dakota St.



# North Florida

Through Games Of Jan. 28, 2020

Average RPI Win:	219	WON-LOST	WINNING	LAST 10	STRENGTH OF	OPP. STRENGTH	TEAM	ADJ.	CONF.	ADJ CONF.
Average RPI Loss:	83	RECORD	PCT. RANK	GAMES	SCHEDULE	OF SCHEDULE	RPI	RPI	RPI	RPI
DIV. I ONLY	10- 8	144	6-4	68	163	80	80	16	16	
DIV. I NON-CONF.	5- 6	187	1-2	52	123	82	82	15	15	
TOTALS	RPI 1-25	RPI 26-50	W-L RECORDS	RPI 51-100	RPI 101-150	RPI 150+				
10- 8	0- 2	0- 1	OVERALL	1- 2	2- 1	7- 2				
3- 1	0- 0	0- 1	HOME	0- 0	2- 0	1- 0				
5- 5	0- 2	0- 0	AWAY	0- 1	0- 1	5- 1				
2- 2	0- 0	0- 0	NEUTRAL	1- 1	0- 0	1- 1				
5- 6	0- 2	0- 0	NON-CONFERENCE	1- 2	1- 1	3- 1				
1- 0	0- 0	0- 0	HOME	0- 0	1- 0	0- 0				
2- 4	0- 2	0- 0	AWAY	0- 1	0- 1	2- 0				
2- 2	0- 0	0- 0	NEUTRAL	1- 1	0- 0	1- 1				
5- 2	0- 0	0- 1	CONFERENCE	0- 0	1- 0	4- 1				
2- 1	0- 0	0- 1	HOME	0- 0	1- 0	1- 0				
3- 1	0- 0	0- 0	AWAY	0- 0	0- 0	3- 1				
0- 0	0- 0	0- 0	NEUTRAL	0- 0	0- 0	0- 0				

RPI 1-25				RPI 26-50				RPI 51-100				RPI 101+			
RPI	S	Opponent	Score	RPI	S	Opponent	Score	RPI	S	Opponent	Score	RPI	S	Opponent	Score
12	A	Indiana	45 72	32	H	FGCU	50 72	61	A	Miami (FL)	55 78	112	H	Liberty	65 50
16	A	Florida St.	41 70					73	N	Marist	54 69	119	H	Holy Cross	80 60
								86	N	Rider	80 70	121	A	Wisconsin	62 75
												170	A	North Ala.	51 54
												182	N	Norfolk St.	54 57
												204	A	Jacksonville	70 64
												208	A	Kennesaw St.	64 55
												264	A	Lipscomb	68 60
												278	A	Alabama A&M	73 64
												294	N	Nicholls St.	64 61
												298	A	FIU	64 49
												330	H	NJIT	71 48
LAST 10 Division I															
112	H	Liberty	65 50	208	A	Kennesaw St.	64 55								
264	A	Lipscomb	68 60	170	A	North Ala.	51 54								
204	A	Jacksonville	70 64	119	H	Holy Cross	80 60								
32	H	FGCU	50 72	16	A	Florida St.	41 70								
330	H	NJIT	71 48	12	A	Indiana	45 72								

Non-Div I Games: Warner 110 46 Edward Waters 80 51

North Florida

Loss, Non-Conf, S Site, H Home A Away N Neutral

North Texas

Through Games Of Jan. 28, 2020

Average RPI Win:	223	WON-LOST	WINNING	LAST 10	STRENGTH OF	OPP. STRENGTH	TEAM	ADJ.	CONF.	ADJ CONF.
Average RPI Loss:	171	RECORD	PCT. RANK	GAMES	SCHEDULE	OF SCHEDULE	RPI	RPI	RPI	RPI
DIV. I ONLY	7- 10	228	4-6	193	221	236	236	13	13	
DIV. I NON-CONF.	4- 5	195	1-1	139	269	199	199	13	13	
TOTALS	RPI 1-25	RPI 26-50	W-L RECORDS	RPI 51-100	RPI 101-150	RPI 150+				
7- 10	0- 1	1- 1	OVERALL	0- 0	1- 1	5- 7				
5- 3	0- 0	1- 0	HOME	0- 0	1- 1	3- 2				
2- 5	0- 0	0- 0	AWAY	0- 0	0- 0	2- 5				
0- 2	0- 1	0- 1	NEUTRAL	0- 0	0- 0	0- 0				
4- 5	0- 1	0- 1	NON-CONFERENCE	0- 0	1- 1	3- 2				
3- 1	0- 0	0- 0	HOME	0- 0	1- 1	2- 0				
1- 2	0- 0	0- 0	AWAY	0- 0	0- 0	1- 2				
0- 2	0- 1	0- 1	NEUTRAL	0- 0	0- 0	0- 0				
3- 5	0- 0	1- 0	CONFERENCE	0- 0	0- 0	2- 5				
2- 2	0- 0	1- 0	HOME	0- 0	0- 0	1- 2				
1- 3	0- 0	0- 0	AWAY	0- 0	0- 0	1- 3				
0- 0	0- 0	0- 0	NEUTRAL	0- 0	0- 0	0- 0				

RPI 1-25				RPI 26-50				RPI 51-100				RPI 101+				Team's RPI: 236	
RPI	S	Opponent	Score	RPI	S	Opponent	Score	RPI	S	Opponent	Score	RPI	S	Opponent	Score		
18	N	NC State	65 76	28	H	Western Ky.	61 54					101	H	UT Arlington	49 68		
				30	N	Texas	57 63					130	H	Louisiana	69 66		
												157	A	CSU Bakersfield	52 61		
												166	A	Fla. Atlantic	78 84		
												185	A	Hawaii	66 60		
												198	H	Southern Miss.	57 65		
												210	A	UTEP	63 67		
												246	H	Marshall	59 68		
												252	H	Louisiana Tech	74 69		
												283	A	Utah St.	55 66		
												298	A	FIU	56 58		
												302	A	UTSA	79 55		
												318	H	Alcorn	67 31		
												346	H	La.-Monroe	63 51		
LAST 10 Division I																	
				210	A	UTEP	63 67					298	A	FIU	56 58		
				302	A	UTSA	79 55					246	H	Marshall	59 68		
				252	H	Louisiana Tech	74 69					28	H	Western Ky.	61 54		
				198	H	Southern Miss.	57 65					346	H	La.-Monroe	63 51		
				166	A	Fla. Atlantic	78 84					283	A	Utah St.	55 66		

Non-Div I Games: Mid-Amer. Christian59 61 Xavier (LA) 68 31 Tex. A&M-Texarkana 114 54

North Texas

Loss, Non-Conf, S Site, H Home A Away N Neutral

## Northeastern

Through Games Of Jan. 28, 2020

Average RPI Win:	234	WON-LOST	WINNING	LAST 10	STRENGTH OF	OPP. STRENGTH	TEAM	ADJ.	CONF.	ADJ CONF.
Average RPI Loss:	80	RECORD	PCT. RANK	GAMES	SCHEDULE	OF SCHEDULE	RPI	RPI	RPI	RPI
DIV. I ONLY	8- 10	206	6-4	72	134	136	136	14	14	
DIV. I NON-CONF.	4- 7	225	2-1	65	113	156	156	14	14	
TOTALS	RPI 1-25	RPI 26-50	W-L RECORDS	RPI 51-100	RPI 101-150	RPI 150+				
8- 10	0- 2	0- 3	OVERALL	0- 2	1- 1	7- 2				
5- 3	0- 0	0- 2	HOME	0- 1	0- 0	5- 0				
3- 7	0- 2	0- 1	AWAY	0- 1	1- 1	2- 2				
0- 0	0- 0	0- 0	NEUTRAL	0- 0	0- 0	0- 0				
4- 7	0- 2	0- 2	NON-CONFERENCE	0- 1	1- 1	3- 1				
2- 3	0- 0	0- 2	HOME	0- 1	0- 0	2- 0				
2- 4	0- 2	0- 0	AWAY	0- 0	1- 1	1- 1				
0- 0	0- 0	0- 0	NEUTRAL	0- 0	0- 0	0- 0				
4- 3	0- 0	0- 1	CONFERENCE	0- 1	0- 0	4- 1				
3- 0	0- 0	0- 0	HOME	0- 0	0- 0	3- 0				
1- 3	0- 0	0- 1	AWAY	0- 1	0- 0	1- 1				
0- 0	0- 0	0- 0	NEUTRAL	0- 0	0- 0	0- 0				

RPI	S	Opponent	Score	RPI	S	Opponent	Score	RPI	S	Opponent	Score	RPI	S	Opponent	Score	Team's RPI: 136
2	A	Oregon	47 89	41	H	Yale	63 78	70	A	Drexel	41 50	115	A	Fordham	58 74	
21	A	Central Mich.	63 79	45	A	James Madison	54 67	79	H	Dayton	60 71	142	A	Harvard	46 44	
				49	H	South Dakota	76 80					152	H	Elon	68 65	
												155	H	William & Mary	61 55	
												177	A	Towson	68 81	
												202	A	Boston U.	56 72	
												229	A	Delaware	72 62	
												254	A	Maine	66 58	
												292	H	North Dakota St.	72 61	
												304	H	Hofstra	74 51	
												345	H	Hartford	60 47	
LAST 10 Division I																
45	A	James Madison	54 67	70	A	Drexel	41 50									
177	A	Towson	68 81	304	H	Hofstra	74 51									
155	H	William & Mary	61 55	202	A	Boston U.	56 72									
152	H	Elon	68 65	254	A	Maine	66 58									
229	A	Delaware	72 62	345	H	Hartford	60 47									

Non-Div I Games:

Northeastern

■ Loss, 
 ■ Non-Conf, 
 ■ S Site, 
 ■ H Home 
 ■ A Away 
 N Neutral

Average RPI Win: 269		WON-LOST	WINNING	LAST 10	STRENGTH OF	OPP. STRENGTH	TEAM	ADJ.	CONF.	ADJ CONF.
Average RPI Loss: 150		RECORD	PCT. RANK	GAMES	SCHEDULE	OF SCHEDULE	RPI	RPI	RPI	RPI
DIV. I ONLY		9- 9	175	7-3	236	300	200	200	20	20
DIV. I NON-CONF.		3- 6	235	1-0	142	281	210	210	17	17
TOTALS	RPI 1-25	RPI 26-50		W-L RECORDS	RPI 51-100		RPI 101-150		RPI 150+	
9- 9	0- 1	0- 0		OVERALL	0- 2		1- 1		8- 5	
4- 3	0- 0	0- 0		HOME	0- 0		0- 1		4- 2	
4- 5	0- 0	0- 0		AWAY	0- 2		0- 0		4- 3	
1- 1	0- 1	0- 0		NEUTRAL	0- 0		1- 0		0- 0	
3- 6	0- 1	0- 0		NON-CONFERENCE	0- 2		1- 0		2- 3	
1- 1	0- 0	0- 0		HOME	0- 0		0- 0		1- 1	
1- 4	0- 0	0- 0		AWAY	0- 2		0- 0		1- 2	
1- 1	0- 1	0- 0		NEUTRAL	0- 0		1- 0		0- 0	
6- 3	0- 0	0- 0		CONFERENCE	0- 0		0- 1		6- 2	
3- 2	0- 0	0- 0		HOME	0- 0		0- 1		3- 1	
3- 1	0- 0	0- 0		AWAY	0- 0		0- 0		3- 1	
0- 0	0- 0	0- 0		NEUTRAL	0- 0		0- 0		0- 0	

RPI 1-25				RPI 26-50				RPI 51-100				RPI 101+ Team's RPI: 200			
RPI	S	Opponent	Score	RPI	S	Opponent	Score	RPI	S	Opponent	Score	RPI	S	Opponent	Score
14	N	Oregon St.	57 91					72	A	Fresno St.	66 83	118	H	Montana St.	64 72
								100	A	Rice	57 71	138	N	San Jose St.	67 64
												178	A	New Mexico	76 83
												186	A	Portland St.	54 66
												191	H	UC Davis	61 71
												192	H	Montana	71 79
												209	H	Northern Colo.	72 45
												218	H	Southern Utah	84 76
												256	A	Idaho St.	70 59
												297	A	California Baptist	79 98
												300	A	Weber St.	88 82
												322	A	Sacramento St.	85 65
												322	H	Sacramento St.	114 107
												329	A	Houston Baptist	79 62
												331	H	Seattle U	88 80
LAST 10 Division I															
				322	A	Sacramento St.	85 65	322	H	Sacramento St.	114 107				
				186	A	Portland St.	54 66	300	A	Weber St.	88 82				
				209	H	Northern Colo.	72 45	118	H	Montana St.	64 72				
				218	H	Southern Utah	84 76	192	H	Montana	71 79				
				256	A	Idaho St.	70 59	138	N	San Jose St.	67 64				

Non-Div I Games:

Northern Ariz.

Loss, Non-Conf, S Site, H Home A Away N Neutral

Average RPI Win:	247	WON-LOST	WINNING	LAST 10	STRENGTH OF	OPP. STRENGTH	TEAM	ADJ.	CONF.	ADJ CONF.
Average RPI Loss:	167	RECORD	PCT. RANK	GAMES	SCHEDULE	OF SCHEDULE	RPI	RPI	RPI	RPI
DIV. I ONLY	8- 9	194	5-5	269	154	209	209	20	20	
DIV. I NON-CONF.	4- 5	195	1-1	228	105	183	183	17	17	
TOTALS	RPI 1-25	RPI 26-50	W-L RECORDS	RPI 51-100	RPI 101-150	RPI 150+				
8- 9	0- 2	0- 0	OVERALL	0- 1	0- 1	8- 5				
3- 4	0- 0	0- 0	HOME	0- 1	0- 0	3- 3				
5- 5	0- 2	0- 0	AWAY	0- 0	0- 1	5- 2				
0- 0	0- 0	0- 0	NEUTRAL	0- 0	0- 0	0- 0				
4- 5	0- 2	0- 0	NON-CONFERENCE	0- 0	0- 0	4- 3				
1- 2	0- 0	0- 0	HOME	0- 0	0- 0	1- 2				
3- 3	0- 2	0- 0	AWAY	0- 0	0- 0	3- 1				
0- 0	0- 0	0- 0	NEUTRAL	0- 0	0- 0	0- 0				
4- 4	0- 0	0- 0	CONFERENCE	0- 1	0- 1	4- 2				
2- 2	0- 0	0- 0	HOME	0- 1	0- 0	2- 1				
2- 2	0- 0	0- 0	AWAY	0- 0	0- 1	2- 1				
0- 0	0- 0	0- 0	NEUTRAL	0- 0	0- 0	0- 0				

RPI 1-25				RPI 26-50				RPI 51-100				RPI 101+ Team's RPI: 209			
RPI	S	Opponent	Score	RPI	S	Opponent	Score	RPI	S	Opponent	Score	RPI	S	Opponent	Score
4	A	Stanford	36 90					97	H	Idaho	46 57	118	A	Montana St.	58 91
6	A	UCLA	58 92									186	H	Portland St.	77 58
												192	A	Montana	67 58
												200	A	Northern Ariz.	45 72
												212	A	SMU	61 52
												215	A	Wyoming	46 44
												232	H	San Francisco	83 90
												235	A	Chattanooga	59 42
												258	H	Colorado St.	58 75
												289	A	Denver	55 74
												295	H	Eastern Wash.	63 42
												300	H	Weber St.	60 65
												315	H	Air Force	72 62
												322	A	Sacramento St.	73 63
LAST 10 Division I															
295	H	Eastern Wash.	63 42	192	A	Montana	67 58								
97	H	Idaho	46 57	118	A	Montana St.	58 91								
200	A	Northern Ariz.	45 72	186	H	Portland St.	77 58								
322	A	Sacramento St.	73 63	215	A	Wyoming	46 44								
300	H	Weber St.	60 65	289	A	Denver	55 74								

Non-Div I Games:

Northern Colo.

■ Loss, 
■ Non-Conf, S Site, 
■ Home 
■ Away 
N Neutral

## Northern Ill.

## Through Games Of Jan. 28, 2020

Average RPI Win: <b>225</b>	WON-LOST	WINNING	LAST 10	STRENGTH OF	OPP. STRENGTH	TEAM	ADJ.	CONF.	ADJ CONF.
Average RPI Loss: <b>115</b>	RECORD	PCT. RANK	GAMES	SCHEDULE	OF SCHEDULE	RPI	RPI	RPI	RPI
DIV. I ONLY	5- 13	287	2-8	71	177	203	203	10	10
DIV. I NON-CONF.	4- 7	225	1-2	53	244	151	151	10	10
TOTALS	RPI 1-25	RPI 26-50	W-L RECORDS	RPI 51-100	RPI 101-150	RPI 150+			
5- 13	0- 0	0- 3	OVERALL	0- 4	1- 2	4- 4			
1- 6	0- 0	0- 1	HOME	0- 2	0- 2	1- 1			
3- 6	0- 0	0- 1	AWAY	0- 2	0- 0	3- 3			
1- 1	0- 0	0- 1	NEUTRAL	0- 0	1- 0	0- 0			
4- 7	0- 0	0- 3	NON-CONFERENCE	0- 2	1- 1	3- 1			
1- 3	0- 0	0- 1	HOME	0- 1	0- 1	1- 0			
2- 3	0- 0	0- 1	AWAY	0- 1	0- 0	2- 1			
1- 1	0- 0	0- 1	NEUTRAL	0- 0	1- 0	0- 0			
1- 6	0- 0	0- 0	CONFERENCE	0- 2	0- 1	1- 3			
0- 3	0- 0	0- 0	HOME	0- 1	0- 1	0- 1			
1- 3	0- 0	0- 0	AWAY	0- 1	0- 0	1- 2			
0- 0	0- 0	0- 0	NEUTRAL	0- 0	0- 0	0- 0			

RPI S	Opponent	Score	RPI S	Opponent	Score	RPI S	Opponent	Score	RPI S	Opponent	Score	Team's RPI: 203
29	A Purdue	63 68	77	A Ohio	67 87	111	H Kent St.	71 79				
33	H Drake	49 73	77	H Ohio	79 85	139	N Tennessee Tech	82 74				
49	N South Dakota	48 91	93	H Southern Ill.	61 80	142	H Harvard	53 59				
			95	A Illinois St.	66 69	156	H Toledo	51 63				
						176	A Eastern Mich.	55 62				
						189	A Miami (OH)	64 66				
						194	A Akron	70 65				
						244	H Eastern Ill.	61 48				
						258	A Colorado St.	80 75				
						265	A Milwaukee	65 78				
						292	A North Dakota St.	74 68				
LAST 10 Division I												
176	A Eastern Mich.	55 62	189	A Miami (OH)	64 66							
77	H Ohio	79 85	77	A Ohio	67 87							
194	A Akron	70 65	33	H Drake	49 73							
111	H Kent St.	71 79	93	H Southern Ill.	61 80							
156	H Toledo	51 63	244	H Eastern Ill.	61 48							

Non-Div I Games:

Northern Ill.

■ Loss, 
■ Non-Conf, 
■ S Site, 
■ H Home 
■ A Away 
N Neutral

Average RPI Win:	279	WON-LOST	WINNING	LAST 10	STRENGTH OF	OPP. STRENGTH	TEAM	ADJ.	CONF.	ADJ CONF.
Average RPI Loss:	139	RECORD	PCT. RANK	GAMES	SCHEDULE	OF SCHEDULE	RPI	RPI	RPI	RPI
DIV. I ONLY	11- 9	149	6-4	318	214	231	231	21	21	
DIV. I NON-CONF.	6- 5	151	1-0	317	166	235	235	18	18	
TOTALS	RPI 1-25	RPI 26-50	W-L RECORDS	RPI 51-100	RPI 101-150	RPI 150+				
11- 9	0- 1	0- 0	OVERALL	0- 3	0- 2	11- 3				
6- 4	0- 1	0- 0	HOME	0- 1	0- 1	6- 1				
4- 5	0- 0	0- 0	AWAY	0- 2	0- 1	4- 2				
1- 0	0- 0	0- 0	NEUTRAL	0- 0	0- 0	1- 0				
6- 5	0- 1	0- 0	NON-CONFERENCE	0- 2	0- 0	6- 2				
3- 2	0- 1	0- 0	HOME	0- 1	0- 0	3- 0				
2- 3	0- 0	0- 0	AWAY	0- 1	0- 0	2- 2				
1- 0	0- 0	0- 0	NEUTRAL	0- 0	0- 0	1- 0				
5- 4	0- 0	0- 0	CONFERENCE	0- 1	0- 2	5- 1				
3- 2	0- 0	0- 0	HOME	0- 0	0- 1	3- 1				
2- 2	0- 0	0- 0	AWAY	0- 1	0- 1	2- 0				
0- 0	0- 0	0- 0	NEUTRAL	0- 0	0- 0	0- 0				

RPI	S	Opponent	Score	RPI	S	Opponent	Score	RPI	S	Opponent	Score	RPI	S	Opponent	Score	Team's RPI: 231
3	H	Louisville	57 85					62	A	IUPUI	61 89	143	H	Wright St.	55 63	
								67	A	Belmont	45 62	144	A	Green Bay	44 65	
								99	H	Saint Louis	42 67	195	H	Cleveland St.	68 73	
												206	H	Central Ark.	72 56	
												207	H	Youngstown St.	75 56	
												264	A	Lipscomb	69 71	
												265	A	Milwaukee	61 49	
												271	A	Indiana St.	70 68	
												272	H	Oakland	69 60	
												277	A	Eastern Ky.	62 69	
												285	H	Wofford	80 72	
												298	A	FIU	67 45	
												301	H	Omaha	57 40	
												309	N	Jacksonville St.	66 63	
												312	H	Detroit Mercy	72 60	
												338	A	UIC	88 46	
LAST 10 Division I																
312	H	Detroit Mercy	72 60	195	H	Cleveland St.	68 73									
272	H	Oakland	69 60	207	H	Youngstown St.	75 56									
143	H	Wright St.	55 63	265	A	Milwaukee	61 49									
338	A	UIC	88 46	144	A	Green Bay	44 65									
62	A	IUPUI	61 89	285	H	Wofford	80 72									

Non-Div I Games:

Northern Ky.

■ Loss, 
 ■ Non-Conf, S Site, 
 ■ Home 
 ■ Away 
 N Neutral

## Northwestern

Through Games Of Jan. 28, 2020

Average RPI Win:	117	WON-LOST	WINNING	LAST 10	STRENGTH OF	OPP. STRENGTH	TEAM	ADJ.	CONF.	ADJ CONF.
Average RPI Loss:	11	RECORD	PCT. RANK	GAMES	SCHEDULE	OF SCHEDULE	RPI	RPI	RPI	RPI
DIV. I ONLY	17- 3	18	8-2	23	4	15	15	2	2	
DIV. I NON-CONF.	10- 1	19	1-0	100	23	22	22	2	2	
TOTALS	RPI 1-25	RPI 26-50	W-L RECORDS	RPI 51-100	RPI 101-150	RPI 150+				
17- 3	2- 3	3- 0	OVERALL	4- 0	2- 0	6- 0				
9- 2	1- 2	1- 0	HOME	2- 0	1- 0	4- 0				
6- 1	1- 1	2- 0	AWAY	2- 0	1- 0	0- 0				
2- 0	0- 0	0- 0	NEUTRAL	0- 0	0- 0	2- 0				
10- 1	0- 1	2- 0	NON-CONFERENCE	2- 0	1- 0	5- 0				
6- 1	0- 1	0- 0	HOME	2- 0	1- 0	3- 0				
2- 0	0- 0	2- 0	AWAY	0- 0	0- 0	0- 0				
2- 0	0- 0	0- 0	NEUTRAL	0- 0	0- 0	2- 0				
7- 2	2- 2	1- 0	CONFERENCE	2- 0	1- 0	1- 0				
3- 1	1- 1	1- 0	HOME	0- 0	0- 0	1- 0				
4- 1	1- 1	0- 0	AWAY	2- 0	1- 0	0- 0				
0- 0	0- 0	0- 0	NEUTRAL	0- 0	0- 0	0- 0				

RPI	S	Opponent	Score	RPI	S	Opponent	Score	RPI	S	Opponent	Score	RPI	S	Opponent	Score
5	H	Iowa	51 77	29	H	Purdue	61 56	71	A	Minnesota	56 54	101	H	UT Arlington	74 47
9	A	Maryland	61 70	37	A	Marquette	64 56	88	H	Colgate	73 44	147	A	Illinois	77 50
9	H	Maryland	81 58	38	A	Duke	63 42	92	H	Boston College	66 63	158	H	Dartmouth	79 37
12	A	Indiana	71 69					96	A	Michigan St.	76 48	162	H	Valparaiso	69 48
19	H	DePaul	68 70									187	H	Penn St.	85 59
												224	N	Xavier	79 59
												268	N	East Carolina	64 45
												274	H	Loyola Maryland	67 46
LAST 10 Division I															
9	A	Maryland	61 70	71	A	Minnesota	56 54								
96	A	Michigan St.	76 48	5	H	Iowa	51 77								
187	H	Penn St.	85 59	9	H	Maryland	81 58								
12	A	Indiana	71 69	147	A	Illinois	77 50								
29	H	Purdue	61 56	224	N	Xavier	79 59								

Non-Div I Games:

Northwestern

■ Loss, 
 ■ Non-Conf, S Site, 
 ■ Home 
 ■ Away 
 N Neutral



Average RPI Win:	320	WON-LOST	WINNING	LAST 10	STRENGTH OF	OPP. STRENGTH	TEAM	ADJ.	CONF.	ADJ CONF.
Average RPI Loss:	189	RECORD	PCT. RANK	GAMES	SCHEDULE	OF SCHEDULE	RPI	RPI	RPI	RPI
DIV. I ONLY	3- 12	309	2-8	312	316	343	343	23	23	
DIV. I NON-CONF.	1- 5	313	0-1	225	259	321	321	20	20	
TOTALS	RPI 1-25	RPI 26-50	W-L RECORDS	RPI 51-100	RPI 101-150	RPI 150+				
3- 12	0- 0	0- 2	OVERALL	0- 0	0- 2	3- 8				
3- 5	0- 0	0- 0	HOME	0- 0	0- 1	3- 4				
0- 7	0- 0	0- 2	AWAY	0- 0	0- 1	0- 4				
0- 0	0- 0	0- 0	NEUTRAL	0- 0	0- 0	0- 0				
1- 5	0- 0	0- 2	NON-CONFERENCE	0- 0	0- 0	1- 3				
1- 1	0- 0	0- 0	HOME	0- 0	0- 0	1- 1				
0- 4	0- 0	0- 2	AWAY	0- 0	0- 0	0- 2				
0- 0	0- 0	0- 0	NEUTRAL	0- 0	0- 0	0- 0				
2- 7	0- 0	0- 0	CONFERENCE	0- 0	0- 2	2- 5				
2- 4	0- 0	0- 0	HOME	0- 0	0- 1	2- 3				
0- 3	0- 0	0- 0	AWAY	0- 0	0- 1	0- 2				
0- 0	0- 0	0- 0	NEUTRAL	0- 0	0- 0	0- 0				

RPI	S	Opponent	Score	RPI	S	Opponent	Score	RPI	S	Opponent	Score	RPI	S	Opponent	Score	Team's RPI: 343
30	A	Texas	49	91	47	A	Arkansas	39	99	140	A	SFA	40	89		
										141	H	A&M-Corpus Christi	59	72		
										154	A	Texas Tech	49	79		
										163	H	Sam Houston St.	69	79		
										165	H	Jackson St.	49	66		
										217	A	Lamar University	58	61		
										234	H	Southeastern La.	56	72		
										294	H	Nicholls St.	58	54		
										310	H	Incarnate Word	67	69		
										319	A	McNeese	51	61		
										329	H	Houston Baptist	69	60		
										336	H	Grambling	65	61		
										346	A	La.-Monroe	54	63		
LAST 10 Division I																
234	H	Southeastern La.	56	72	329	H	Houston Baptist	69	60							
140	A	SFA	40	89	141	H	A&M-Corpus Christi	59	72							
294	H	Nicholls St.	58	54	30	A	Texas	49	91							
319	A	McNeese	51	61	217	A	Lamar University	58	61							
310	H	Incarnate Word	67	69	163	H	Sam Houston St.	69	79							

Non-Div I Games: LeTourneau 91 61 LSU-Shreveport 63 68 Central Baptist 61 59

Northwestern St.

Loss, Non-Conf, S Site, H Home A Away N Neutral

Notre Dame

Through Games Of Jan. 28, 2020

Average RPI Win:	146	WON-LOST	WINNING	LAST 10	STRENGTH OF	OPP. STRENGTH	TEAM	ADJ.	CONF.	ADJ CONF.
Average RPI Loss:	64	RECORD	PCT. RANK	GAMES	SCHEDULE	OF SCHEDULE	RPI	RPI	RPI	RPI
DIV. I ONLY	7- 13	256	2-8	31	8	129	129	5	5	
DIV. I NON-CONF.	5- 7	205	0-2	5	30	69	69	3	3	
TOTALS	RPI 1-25	RPI 26-50	W-L RECORDS	RPI 51-100	RPI 101-150	RPI 150+				
7- 13	0- 3	1- 3	OVERALL	2- 5	1- 1	3- 1				
3- 7	0- 2	0- 0	HOME	1- 4	0- 0	2- 1				
3- 4	0- 1	1- 2	AWAY	0- 0	1- 1	1- 0				
1- 2	0- 0	0- 1	NEUTRAL	1- 1	0- 0	0- 0				
5- 7	0- 2	1- 1	NON-CONFERENCE	1- 4	1- 0	2- 0				
2- 4	0- 1	0- 0	HOME	0- 3	0- 0	2- 0				
2- 1	0- 1	1- 0	AWAY	0- 0	1- 0	0- 0				
1- 2	0- 0	0- 1	NEUTRAL	1- 1	0- 0	0- 0				
2- 6	0- 1	0- 2	CONFERENCE	1- 1	0- 1	1- 1				
1- 3	0- 1	0- 0	HOME	1- 1	0- 0	0- 1				
1- 3	0- 0	0- 2	AWAY	0- 0	0- 1	1- 0				
0- 0	0- 0	0- 0	NEUTRAL	0- 0	0- 0	0- 0				

RPI 1-25				RPI 26-50				RPI 51-100				RPI 101+ Team's RPI: 129			
RPI	S	Opponent	Score	RPI	S	Opponent	Score	RPI	S	Opponent	Score	RPI	S	Opponent	Score
7	A	UConn	57 81	32	N	FGCU	60 69	51	H	Tennessee	63 74	114	A	Syracuse	63 74
18	H	NC State	56 90	35	A	Virginia	60 90	61	H	Miami (FL)	76 53	115	A	Fordham	60 55
19	H	DePaul	94 105	38	A	Duke	47 50	71	H	Minnesota	67 75	156	H	Toledo	54 51
				48	A	Michigan	76 72	78	N	South Fla.	67 51	171	H	Clemson	55 71
								90	N	South Dakota St.	59 65	274	H	Loyola Maryland	84 60
								92	H	Boston College	65 75	287	A	Pittsburgh	60 52
								96	H	Michigan St.	69 72				
LAST 10 Division I															
35	A	Virginia	60 90	114	A	Syracuse	63 74								
61	H	Miami (FL)	76 53	287	A	Pittsburgh	60 52								
38	A	Duke	47 50	171	H	Clemson	55 71								
18	H	NC State	56 90	19	H	DePaul	94 105								
92	H	Boston College	65 75	7	A	UConn	57 81								

Non-Div I Games:

Notre Dame

Loss, Non-Conf, S Site, H Home A Away N Neutral

Average RPI Win:	279	WON-LOST	WINNING	LAST 10	STRENGTH OF	OPP. STRENGTH	TEAM	ADJ.	CONF.	ADJ CONF.
Average RPI Loss:	159	RECORD	PCT. RANK	GAMES	SCHEDULE	OF SCHEDULE	RPI	RPI	RPI	RPI
DIV. I ONLY	6- 12	261	3-7	265	238	272	272	21	21	
DIV. I NON-CONF.	3- 6	235	0-1	259	188	246	246	18	18	
TOTALS	RPI 1-25	RPI 26-50	W-L RECORDS	RPI 51-100	RPI 101-150	RPI 150+				
6- 12	0- 1	0- 1	OVERALL	0- 3	1- 1	5- 6				
2- 4	0- 1	0- 0	HOME	0- 1	1- 0	1- 2				
3- 8	0- 0	0- 1	AWAY	0- 2	0- 1	3- 4				
1- 0	0- 0	0- 0	NEUTRAL	0- 0	0- 0	1- 0				
3- 6	0- 1	0- 1	NON-CONFERENCE	0- 2	0- 0	3- 2				
0- 2	0- 1	0- 0	HOME	0- 1	0- 0	0- 0				
2- 4	0- 0	0- 1	AWAY	0- 1	0- 0	2- 2				
1- 0	0- 0	0- 0	NEUTRAL	0- 0	0- 0	1- 0				
3- 6	0- 0	0- 0	CONFERENCE	0- 1	1- 1	2- 4				
2- 2	0- 0	0- 0	HOME	0- 0	1- 0	1- 2				
1- 4	0- 0	0- 0	AWAY	0- 1	0- 1	1- 2				
0- 0	0- 0	0- 0	NEUTRAL	0- 0	0- 0	0- 0				

RPI 1-25				RPI 26-50				RPI 51-100				RPI 101+ Team's RPI: 272			
RPI	S	Opponent	Score	RPI	S	Opponent	Score	RPI	S	Opponent	Score	RPI	S	Opponent	Score
21	H	Central Mich.	47 65	48	A	Michigan	64 79	54	H	Bradley	58 74	143	A	Wright St.	66 85
								62	A	IUPUI	41 76	144	H	Green Bay	93 88
								96	A	Michigan St.	56 76	195	H	Cleveland St.	58 79
												207	H	Youngstown St.	74 79
												228	A	Niagara	63 77
												231	A	Northern Ky.	60 69
												265	H	Milwaukee	78 62
												284	A	St. Bonaventure	66 80
												298	A	FIU	58 49
												309	N	Jacksonville St.	61 55
												312	A	Detroit Mercy	71 57
												338	A	UIC	64 70
												348	A	Chicago St.	98 70
LAST 10 Division I															
143	A	Wright St.	66 85	144	H	Green Bay	93 88								
231	A	Northern Ky.	60 69	338	A	UIC	64 70								
195	H	Cleveland St.	58 79	62	A	IUPUI	41 76								
207	H	Youngstown St.	74 79	312	A	Detroit Mercy	71 57								
265	H	Milwaukee	78 62	21	H	Central Mich.	47 65								

Non-Div I Games: Lourdes 72 53 Concordia (MI) 76 42

Oakland

Loss, Non-Conf, S Site, H Home A Away N Neutral

Average RPI Win:	174	WON-LOST	WINNING	LAST 10	STRENGTH OF	OPP. STRENGTH	TEAM	ADJ.	CONF.	ADJ CONF.
Average RPI Loss:	69	RECORD	PCT. RANK	GAMES	SCHEDULE	OF SCHEDULE	RPI	RPI	RPI	RPI
DIV. I ONLY	12- 6	76	6-4	149	45	77	77	10	10	
DIV. I NON-CONF.	7- 4	100	1-2	201	20	92	92	10	10	
TOTALS	RPI 1-25	RPI 26-50	W-L RECORDS	RPI 51-100	RPI 101-150	RPI 150+				
12- 6	1- 2	0- 1	OVERALL	3- 1	0- 2	8- 0				
7- 1	0- 1	0- 0	HOME	2- 0	0- 0	5- 0				
4- 4	1- 1	0- 1	AWAY	1- 0	0- 2	2- 0				
1- 1	0- 0	0- 0	NEUTRAL	0- 1	0- 0	1- 0				
7- 4	1- 1	0- 1	NON-CONFERENCE	1- 1	0- 1	5- 0				
4- 0	0- 0	0- 0	HOME	1- 0	0- 0	3- 0				
2- 3	1- 1	0- 1	AWAY	0- 0	0- 1	1- 0				
1- 1	0- 0	0- 0	NEUTRAL	0- 1	0- 0	1- 0				
5- 2	0- 1	0- 0	CONFERENCE	2- 0	0- 1	3- 0				
3- 1	0- 1	0- 0	HOME	1- 0	0- 0	2- 0				
2- 1	0- 0	0- 0	AWAY	1- 0	0- 1	1- 0				
0- 0	0- 0	0- 0	NEUTRAL	0- 0	0- 0	0- 0				

RPI 1-25				RPI 26-50				RPI 51-100 Team's RPI: 77				RPI 101+			
RPI	S	Opponent	Score	RPI	S	Opponent	Score	RPI	S	Opponent	Score	RPI	S	Opponent	Score
21	H	Central Mich.	71 73	30	A	Texas	60 73	62	H	IUPUI	70 64	114	A	Syracuse	54 66
23	A	TCU	72 79					66	H	Ball St.	79 71	133	A	Western Mich.	72 73
25	A	Ohio St.	74 68					68	A	Buffalo	76 65	190	H	Bowling Green	79 69
								91	N	Butler	55 60	197	H	American	81 69
												203	A	Northern Ill.	85 79
												203	H	Northern Ill.	87 67
												235	A	Chattanooga	70 58
												246	H	Marshall	67 51
												287	N	Pittsburgh	72 50
												310	H	Incarnate Word	78 41
LAST 10 Division I															
190	H	Bowling Green	79 69	21	H	Central Mich.	71 73								
203	A	Northern Ill.	85 79	203	H	Northern Ill.	87 67								
66	H	Ball St.	79 71	235	A	Chattanooga	70 58								
133	A	Western Mich.	72 73	30	A	Texas	60 73								
68	A	Buffalo	76 65	23	A	TCU	72 79								

Non-Div I Games:

Ohio

Average RPI Win:	132	WON-LOST	WINNING	LAST 10	STRENGTH OF	OPP. STRENGTH	TEAM	ADJ.	CONF.	ADJ CONF.
Average RPI Loss:	35	RECORD	PCT. RANK	GAMES	SCHEDULE	OF SCHEDULE	RPI	RPI	RPI	RPI
DIV. I ONLY	11- 8	131	5-5	3	47	25	25	2	2	
DIV. I NON-CONF.	7- 4	100	1-1	3	127	18	18	2	2	
TOTALS	RPI 1-25	RPI 26-50	W-L RECORDS	RPI 51-100	RPI 101-150	RPI 150+				
11- 8	1- 4	1- 2	OVERALL	2- 2	3- 0	4- 0				
5- 3	1- 1	1- 1	HOME	0- 1	1- 0	2- 0				
4- 4	0- 3	0- 0	AWAY	1- 1	2- 0	1- 0				
2- 1	0- 0	0- 1	NEUTRAL	1- 0	0- 0	1- 0				
7- 4	1- 2	0- 1	NON-CONFERENCE	1- 1	2- 0	3- 0				
2- 2	1- 1	0- 0	HOME	0- 1	0- 0	1- 0				
3- 1	0- 1	0- 0	AWAY	0- 0	2- 0	1- 0				
2- 1	0- 0	0- 1	NEUTRAL	1- 0	0- 0	1- 0				
4- 4	0- 2	1- 1	CONFERENCE	1- 1	1- 0	1- 0				
3- 1	0- 0	1- 1	HOME	0- 0	1- 0	1- 0				
1- 3	0- 2	0- 0	AWAY	1- 1	0- 0	0- 0				
0- 0	0- 0	0- 0	NEUTRAL	0- 0	0- 0	0- 0				

RPI	S	Opponent	Score	RPI	S	Opponent	Score	RPI	S	Opponent	Score	RPI	S	Opponent	Score
3	H	Louisville	67 60	29	H	Purdue	50 66	59	N	UNI	64 46	104	A	Cincinnati	78 73
4	A	Stanford	52 71	48	H	Michigan	78 69	71	A	Minnesota	66 63	111	A	Kent St.	75 65
5	A	Iowa	68 77	49	N	South Dakota	53 68	77	H	Ohio	68 74	147	H	Illinois	77 47
7	H	UConn	62 73					96	A	Michigan St.	65 68	162	N	Valparaiso	89 38
9	A	Maryland	62 72									187	H	Penn St.	80 70
												237	H	Radford	70 57
												322	A	Sacramento St.	104 74
LAST 10 Division I															
5	A	Iowa	68 77	9	A	Maryland	62 72	71	A	Minnesota	66 63				
147	H	Illinois	77 47	29	H	Purdue	50 66	322	A	Sacramento St.	104 74				
96	A	Michigan St.	65 68	4	A	Stanford	52 71								
187	H	Penn St.	80 70												
48	H	Michigan	78 69												

Non-Div I Games:

Ohio St.

■ Loss, 
■ Non-Conf, S Site, 
■ Home 
■ Away 
N Neutral

Average RPI Win: 100		WON-LOST	WINNING	LAST 10	STRENGTH OF	OPP. STRENGTH	TEAM	ADJ.	CONF.	ADJ CONF.
Average RPI Loss: 76		RECORD	PCT. RANK	GAMES	SCHEDULE	OF SCHEDULE	RPI	RPI	RPI	RPI
DIV. I ONLY		10- 10	175	4-6	2	68	46	46	3	3
DIV. I NON-CONF.		7- 5	131	1-1	4	138	50	50	4	4
TOTALS	RPI 1-25	RPI 26-50		W-L RECORDS		RPI 51-100	RPI 101-150	RPI 150+		
10- 10	1- 4	3- 2		OVERALL		2- 0	2- 0	2- 4		
8- 4	1- 3	1- 1		HOME		2- 0	2- 0	2- 0		
2- 5	0- 0	2- 1		AWAY		0- 0	0- 0	0- 4		
0- 1	0- 1	0- 0		NEUTRAL		0- 0	0- 0	0- 0		
7- 5	1- 2	1- 1		NON-CONFERENCE		1- 0	2- 0	2- 2		
7- 1	1- 1	1- 0		HOME		1- 0	2- 0	2- 0		
0- 3	0- 0	0- 1		AWAY		0- 0	0- 0	0- 2		
0- 1	0- 1	0- 0		NEUTRAL		0- 0	0- 0	0- 0		
3- 5	0- 2	2- 1		CONFERENCE		1- 0	0- 0	0- 2		
1- 3	0- 2	0- 1		HOME		1- 0	0- 0	0- 0		
2- 2	0- 0	2- 0		AWAY		0- 0	0- 0	0- 2		
0- 0	0- 0	0- 0		NEUTRAL		0- 0	0- 0	0- 0		

RPI 1-25				RPI 26-50				RPI 51-100				RPI 101+			
RPI	S	Opponent	Score	RPI	S	Opponent	Score	RPI	S	Opponent	Score	RPI	S	Opponent	Score
7	N	UConn	53 97	28	A	Western Ky.	63 74	53	H	Iowa St.	81 72	113	H	UAB	82 75
8	H	Baylor	56 77	30	H	Texas	53 70	84	H	Abilene Christian	78 65	140	H	SFA	75 62
13	H	Missouri St.	90 96	33	H	Drake	93 84					154	A	Texas Tech	84 89
23	H	TCU	63 82	39	A	West Virginia	73 49					159	A	Houston	69 85
24	H	LSU	90 68	44	A	Oklahoma St.	77 75					163	H	Sam Houston St.	95 71
												164	A	Wichita St.	83 88
												172	A	Kansas St.	74 92
												306	H	Prairie View	94 48
LAST 10 Division I															
				30	H	Texas	53 70	53	H	Iowa St.	81 72				
				172	A	Kansas St.	74 92	44	A	Oklahoma St.	77 75				
				154	A	Texas Tech	84 89	8	H	Baylor	56 77				
				23	H	TCU	63 82	7	N	UConn	53 97				
				39	A	West Virginia	73 49	33	H	Drake	93 84				

Non-Div I Games:

Oklahoma

Loss, Non-Conf, S Site, H Home A Away N Neutral

Average RPI Win:	157	WON-LOST	WINNING	LAST 10	STRENGTH OF	OPP. STRENGTH	TEAM	ADJ.	CONF.	ADJ CONF.
Average RPI Loss:	23	RECORD	PCT. RANK	GAMES	SCHEDULE	OF SCHEDULE	RPI	RPI	RPI	RPI
DIV. I ONLY	12- 7	99	6-4	12	37	44	44	3	3	
DIV. I NON-CONF.	9- 3	63	3-0	29	84	29	29	4	4	
TOTALS	RPI 1-25	RPI 26-50	W-L RECORDS	RPI 51-100	RPI 101-150	RPI 150+				
12- 7	0- 4	1- 2	OVERALL	3- 1	2- 0	6- 0				
8- 3	0- 0	0- 2	HOME	3- 1	1- 0	4- 0				
3- 2	0- 2	1- 0	AWAY	0- 0	0- 0	2- 0				
1- 2	0- 2	0- 0	NEUTRAL	0- 0	1- 0	0- 0				
9- 3	0- 3	0- 0	NON-CONFERENCE	2- 0	2- 0	5- 0				
7- 0	0- 0	0- 0	HOME	2- 0	1- 0	4- 0				
1- 1	0- 1	0- 0	AWAY	0- 0	0- 0	1- 0				
1- 2	0- 2	0- 0	NEUTRAL	0- 0	1- 0	0- 0				
3- 4	0- 1	1- 2	CONFERENCE	1- 1	0- 0	1- 0				
1- 3	0- 0	0- 2	HOME	1- 1	0- 0	0- 0				
2- 1	0- 1	1- 0	AWAY	0- 0	0- 0	1- 0				
0- 0	0- 0	0- 0	NEUTRAL	0- 0	0- 0	0- 0				

RPI 1-25				RPI 26-50				Team's RPI: 44	RPI 51-100				RPI 101+			
RPI	S	Opponent	Score	RPI	S	Opponent	Score		RPI	S	Opponent	Score	RPI	S	Opponent	Score
2	N	Oregon	72 89	30	H	Texas	56 61		53	H	Iowa St.	63 64	101	N	UT Arlington	60 47
3	N	Louisville	48 69	39	A	West Virginia	57 55		82	H	Kansas	67 49	107	H	Duquesne	84 41
8	A	Baylor	48 94	46	H	Oklahoma	75 77		97	H	Idaho	62 47	172	A	Kansas St.	70 63
17	A	Texas A&M	62 74						100	H	Rice	69 38	214	A	Tulsa	78 48
													217	H	Lamar University	74 53
													241	H	Southern U.	72 59
													252	H	Oral Roberts	78 44
													256	H	Idaho St.	70 52
LAST 10 Division I																
				30	H	Texas	56 61		46	H	Oklahoma	75 77				
				39	A	West Virginia	57 55		82	H	Kansas	67 49				
				53	H	Iowa St.	63 64		107	H	Duquesne	84 41				
				172	A	Kansas St.	70 63		252	H	Oral Roberts	78 44				
				8	A	Baylor	48 94		241	H	Southern U.	72 59				

Non-Div I Games:

Oklahoma St.

Old Dominion

Through Games Of Jan. 28, 2020

Average RPI Win:	177	WON-LOST	WINNING	LAST 10	STRENGTH OF	OPP. STRENGTH	TEAM	ADJ.	CONF.	ADJ CONF.
Average RPI Loss:	86	RECORD	PCT. RANK	GAMES	SCHEDULE	OF SCHEDULE	RPI	RPI	RPI	RPI
DIV. I ONLY	16- 3	23	9-1	139	119	31	31	13	13	
DIV. I NON-CONF.	10- 2	30	3-0	173	186	49	49	13	13	
TOTALS	RPI 1-25	RPI 26-50	W-L RECORDS	RPI 51-100	RPI 101-150	RPI 150+				
16- 3	0- 0	1- 1	OVERALL	3- 0	3- 2	9- 0				
9- 0	0- 0	1- 0	HOME	1- 0	2- 0	5- 0				
6- 3	0- 0	0- 1	AWAY	1- 0	1- 2	4- 0				
1- 0	0- 0	0- 0	NEUTRAL	1- 0	0- 0	0- 0				
10- 2	0- 0	0- 1	NON-CONFERENCE	1- 0	3- 1	6- 0				
6- 0	0- 0	0- 0	HOME	0- 0	2- 0	4- 0				
3- 2	0- 0	0- 1	AWAY	0- 0	1- 1	2- 0				
1- 0	0- 0	0- 0	NEUTRAL	1- 0	0- 0	0- 0				
6- 1	0- 0	1- 0	CONFERENCE	2- 0	0- 1	3- 0				
3- 0	0- 0	1- 0	HOME	1- 0	0- 0	1- 0				
3- 1	0- 0	0- 0	AWAY	1- 0	0- 1	2- 0				
0- 0	0- 0	0- 0	NEUTRAL	0- 0	0- 0	0- 0				

RPI 1-25				RPI 26-50				Team's RPI: 31				RPI 51-100				RPI 101+			
RPI	S	Opponent	Score	RPI	S	Opponent	Score	RPI	S	Opponent	Score	RPI	S	Opponent	Score	RPI	S	Opponent	Score
28	H	Western Ky.	76 65	35	A	Virginia	53 56	52	A	Middle Tenn.	67 56	109	A	VCU	49 62				
								74	H	Charlotte	54 51	113	A	UAB	65 76				
								97	N	Idaho	67 55	116	H	Richmond	73 51				
												126	H	Campbell	59 44				
												137	A	Auburn	89 77				
												155	A	William & Mary	69 58				
												166	A	Fla. Atlantic	75 63				
												180	H	Hampton	75 38				
												238	H	Mt. St. Mary's	85 34				
												246	H	Marshall	57 46				
												260	H	Winthrop	68 44				
												298	A	FIU	66 39				
												327	H	UMES	48 39				
												335	A	Cal Poly	61 55				
LAST 10 Division I																			
166	A	Fla. Atlantic	75 63	298	A	FIU	66 39	52	A	Middle Tenn.	67 56	113	A	UAB	65 76				
246	H	Marshall	57 46	28	H	Western Ky.	76 65	238	H	Mt. St. Mary's	85 34	180	H	Hampton	75 38				
74	H	Charlotte	54 51					116	H	Richmond	73 51								

Non-Div I Games:

Old Dominion

Loss, Non-Conf, S Site, H Home A Away N Neutral



Average RPI Win:	293	WON-LOST	WINNING	LAST 10	STRENGTH OF	OPP. STRENGTH	TEAM	ADJ.	CONF.	ADJ CONF.
Average RPI Loss:	117	RECORD	PCT. RANK	GAMES	SCHEDULE	OF SCHEDULE	RPI	RPI	RPI	RPI
DIV. I ONLY	7- 13	256	2-8	173	210	275	275	4	4	
DIV. I NON-CONF.	7- 6	161	2-1	290	348	292	292	5	5	
TOTALS	RPI 1-25	RPI 26-50	W-L RECORDS	RPI 51-100	RPI 101-150	RPI 150+				
7- 13	0- 3	0- 0	OVERALL	0- 2	0- 4	7- 4				
6- 6	0- 0	0- 0	HOME	0- 2	0- 3	6- 1				
0- 6	0- 3	0- 0	AWAY	0- 0	0- 1	0- 2				
1- 1	0- 0	0- 0	NEUTRAL	0- 0	0- 0	1- 1				
7- 6	0- 0	0- 0	NON-CONFERENCE	0- 0	0- 2	7- 4				
6- 3	0- 0	0- 0	HOME	0- 0	0- 2	6- 1				
0- 2	0- 0	0- 0	AWAY	0- 0	0- 0	0- 2				
1- 1	0- 0	0- 0	NEUTRAL	0- 0	0- 0	1- 1				
0- 7	0- 3	0- 0	CONFERENCE	0- 2	0- 2	0- 0				
0- 3	0- 0	0- 0	HOME	0- 2	0- 1	0- 0				
0- 4	0- 3	0- 0	AWAY	0- 0	0- 1	0- 0				
0- 0	0- 0	0- 0	NEUTRAL	0- 0	0- 0	0- 0				

RPI 1-25				RPI 26-50				RPI 51-100				RPI 101+ Team's RPI: 275			
RPI	S	Opponent	Score	RPI	S	Opponent	Score	RPI	S	Opponent	Score	RPI	S	Opponent	Score
11	A	Mississippi St.	39 80					51	H	Tennessee	28 84	130	H	Louisiana	42 53
17	A	Texas A&M	35 79					69	H	Georgia	51 58	137	A	Auburn	43 59
24	A	LSU	44 52									145	H	Missouri	57 71
												150	H	New Orleans	64 69
												153	H	Southeast Mo. St.	53 70
												154	A	Texas Tech	48 84
												163	H	Sam Houston St.	75 69
												198	A	Southern Miss.	53 59
												252	H	Louisiana Tech	76 53
												287	N	Pittsburgh	50 58
												291	H	Ga. Southern	69 66
												318	N	Alcorn	73 55
												328	H	Alabama St.	93 66
												346	H	La.-Monroe	66 42
												351	H	Mississippi Val.	72 53
LAST 10 Division I															
11	A	Mississippi St.	39 80	17	A	Texas A&M	35 79								
137	A	Auburn	43 59	69	H	Georgia	51 58								
145	H	Missouri	57 71	328	H	Alabama St.	93 66								
24	A	LSU	44 52	130	H	Louisiana	42 53								
51	H	Tennessee	28 84	291	H	Ga. Southern	69 66								

Non-Div I Games:

Ole Miss

■ Loss, 
 ■ Non-Conf, 
 ■ S Site, 
 ■ H Home 
 ■ A Away 
 N Neutral

Average RPI Win:	274	WON-LOST	WINNING	LAST 10	STRENGTH OF	OPP. STRENGTH	TEAM	ADJ.	CONF.	ADJ CONF.
Average RPI Loss:	162	RECORD	PCT. RANK	GAMES	SCHEDULE	OF SCHEDULE	RPI	RPI	RPI	RPI
DIV. I ONLY	4- 14	302	1-9	166	311	301	301	19	19	
DIV. I NON-CONF.	3- 8	268	0-3	154	334	287	287	19	19	
TOTALS	RPI 1-25	RPI 26-50	W-L RECORDS	RPI 51-100	RPI 101-150	RPI 150+				
4- 14	0- 0	0- 2	OVERALL	0- 3	0- 1	4- 8				
3- 6	0- 0	0- 1	HOME	0- 2	0- 0	3- 3				
0- 7	0- 0	0- 1	AWAY	0- 1	0- 0	0- 5				
1- 1	0- 0	0- 0	NEUTRAL	0- 0	0- 1	1- 0				
3- 8	0- 0	0- 1	NON-CONFERENCE	0- 2	0- 1	3- 4				
2- 3	0- 0	0- 1	HOME	0- 1	0- 0	2- 1				
0- 4	0- 0	0- 0	AWAY	0- 1	0- 0	0- 3				
1- 1	0- 0	0- 0	NEUTRAL	0- 0	0- 1	1- 0				
1- 6	0- 0	0- 1	CONFERENCE	0- 1	0- 0	1- 4				
1- 3	0- 0	0- 0	HOME	0- 1	0- 0	1- 2				
0- 3	0- 0	0- 1	AWAY	0- 0	0- 0	0- 2				
0- 0	0- 0	0- 0	NEUTRAL	0- 0	0- 0	0- 0				

RPI S	Opponent	Score	RPI S	Opponent	Score	RPI S	Opponent	Score	RPI S	Opponent	Score	Team's RPI: 301
40	H Creighton	54 67	59	H UNI	45 81	109	N VCU	66 74				
49	A South Dakota	44 77	82	A Kansas	48 63	172	A Kansas St.	48 73				
			90	H South Dakota St.	51 68	195	H Cleveland St.	66 79				
						196	A North Dakota	57 63				
						205	H Western Ill.	69 83				
						230	H UMKC	57 53				
						231	A Northern Ky.	40 57				
						244	A Eastern Ill.	52 65				
						252	H Oral Roberts	60 54				
						261	H Morgan St.	70 64				
						289	A Denver	60 66				
						307	H Purdue Fort Wayne	57 58				
						351	N Mississippi Val.	78 70				
LAST 10 Division I												
307	H Purdue Fort Wayne	57 58	252	H Oral Roberts	60 54							
205	H Western Ill.	69 83	90	H South Dakota St.	51 68							
289	A Denver	60 66	195	H Cleveland St.	66 79							
49	A South Dakota	44 77	59	H UNI	45 81							
196	A North Dakota	57 63	244	A Eastern Ill.	52 65							

Non-Div I Games: Peru St. 92 58 Graceland (IA) 85 46

Omaha

Loss, Non-Conf, S Site, H Home A Away N Neutral

Oral Roberts

Through Games Of Jan. 28, 2020

Average RPI Win:	235	WON-LOST	WINNING	LAST 10	STRENGTH OF	OPP. STRENGTH	TEAM	ADJ.	CONF.	ADJ CONF.
Average RPI Loss:	151	RECORD	PCT. RANK	GAMES	SCHEDULE	OF SCHEDULE	RPI	RPI	RPI	RPI
DIV. I ONLY	6- 12	261	3-7	202	165	252	252	19	19	
DIV. I NON-CONF.	3- 8	268	0-3	172	152	270	270	19	19	
TOTALS	RPI 1-25	RPI 26-50	W-L RECORDS	RPI 51-100	RPI 101-150	RPI 150+				
6- 12	0- 0	0- 4	OVERALL	0- 2	0- 0	6- 6				
5- 1	0- 0	0- 0	HOME	0- 0	0- 0	5- 1				
1- 11	0- 0	0- 4	AWAY	0- 2	0- 0	1- 5				
0- 0	0- 0	0- 0	NEUTRAL	0- 0	0- 0	0- 0				
3- 8	0- 0	0- 3	NON-CONFERENCE	0- 1	0- 0	3- 4				
3- 1	0- 0	0- 0	HOME	0- 0	0- 0	3- 1				
0- 7	0- 0	0- 3	AWAY	0- 1	0- 0	0- 3				
0- 0	0- 0	0- 0	NEUTRAL	0- 0	0- 0	0- 0				
3- 4	0- 0	0- 1	CONFERENCE	0- 1	0- 0	3- 2				
2- 0	0- 0	0- 0	HOME	0- 0	0- 0	2- 0				
1- 4	0- 0	0- 1	AWAY	0- 1	0- 0	1- 2				
0- 0	0- 0	0- 0	NEUTRAL	0- 0	0- 0	0- 0				

RPI S	Opponent	Score	RPI S	Opponent	Score	RPI S	Opponent	Score	RPI S	Opponent	Score	Team's RPI: 252
44	A Oklahoma St.	44 78	44	A Oklahoma St.	44 78	90	A South Dakota St.	44 58	163	H Sam Houston St.	64 41	
47	A Arkansas	64 96	47	A Arkansas	64 96	98	A Utah	58 78	164	H Wichita St.	79 66	
49	A South Dakota	56 79	49	A South Dakota	56 79				172	A Kansas St.	69 109	
50	A Nebraska	67 77	50	A Nebraska	67 77				196	H North Dakota	75 52	
									205	A Western Ill.	61 75	
									214	A Tulsa	65 67	
									218	A Southern Utah	58 72	
									290	H Texas St.	63 57	
									292	H North Dakota St.	70 62	
									301	A Omaha	54 60	
									307	A Purdue Fort Wayne	79 73	
									329	H Houston Baptist	73 74	
LAST 10 Division I												
49	A South Dakota	56 79	301	A Omaha	54 60							
205	A Western Ill.	61 75	90	A South Dakota St.	44 58							
307	A Purdue Fort Wayne	79 73	44	A Oklahoma St.	44 78							
196	H North Dakota	75 52	50	A Nebraska	67 77							
292	H North Dakota St.	70 62	98	A Utah	58 78							

Non-Div I Games: Rogers St. 80 40 Cent. Christian (KS114 60

Oral Roberts

Loss, Non-Conf, S Site, H Home A Away N Neutral

Oregon

Through Games Of Jan. 28, 2020

Average RPI Win:	113	WON-LOST	WINNING	LAST 10	STRENGTH OF	OPP. STRENGTH	TEAM	ADJ.	CONF.	ADJ CONF.
Average RPI Loss:	15	RECORD	PCT. RANK	GAMES	SCHEDULE	OF SCHEDULE	RPI	RPI	RPI	RPI
DIV. I ONLY	17- 2	13	9-1	9	17	2	2	1	1	
DIV. I NON-CONF.	10- 1	19	2-0	78	62	14	14	1	1	
TOTALS	RPI 1-25	RPI 26-50	W-L RECORDS	RPI 51-100	RPI 101-150	RPI 150+				
17- 2	3- 1	3- 1	OVERALL	2- 0	5- 0	4- 0				
11- 0	2- 0	1- 0	HOME	2- 0	3- 0	3- 0				
4- 1	1- 0	1- 1	AWAY	0- 0	1- 0	1- 0				
2- 1	0- 1	1- 0	NEUTRAL	0- 0	1- 0	0- 0				
10- 1	0- 1	1- 0	NON-CONFERENCE	1- 0	4- 0	4- 0				
6- 0	0- 0	0- 0	HOME	1- 0	2- 0	3- 0				
2- 0	0- 0	0- 0	AWAY	0- 0	1- 0	1- 0				
2- 1	0- 1	1- 0	NEUTRAL	0- 0	1- 0	0- 0				
7- 1	3- 0	2- 1	CONFERENCE	1- 0	1- 0	0- 0				
5- 0	2- 0	1- 0	HOME	1- 0	1- 0	0- 0				
2- 1	1- 0	1- 1	AWAY	0- 0	0- 0	0- 0				
0- 0	0- 0	0- 0	NEUTRAL	0- 0	0- 0	0- 0				

RPI S	Opponent	Score	RPI S	Opponent	Score	RPI S	Opponent	Score	RPI S	Opponent	Score
3 N	Louisville	62 72	27 A	Arizona St.	66 72	90 H	South Dakota St.	95 56	101 N	UT Arlington	91 54
4 H	Stanford	87 55	34 A	Arizona	71 64	98 H	Utah	88 51	108 H	Texas Southern	99 63
14 A	Oregon St.	66 57	42 H	Colorado	104 46				114 A	Syracuse	81 64
14 H	Oregon St.	76 64	44 N	Oklahoma St.	89 72				127 H	California	105 55
									136 H	Northeastern	89 47
									172 H	Kansas St.	89 51
									262 A	Long Beach St.	81 45
									279 H	UC Riverside	84 41
									283 H	Utah St.	109 52
LAST 10 Division I											
14 A	Oregon St.	66 57	27 A	Arizona St.	66 72						
14 H	Oregon St.	76 64	98 H	Utah	88 51						
127 H	California	105 55	42 H	Colorado	104 46						
4 H	Stanford	87 55	172 H	Kansas St.	89 51						
34 A	Arizona	71 64	279 H	UC Riverside	84 41						

Non-Div I Games:

Oregon

Loss, Non-Conf, S Site, H Home A Away N Neutral

Average RPI Win:	127	WON-LOST	WINNING	LAST 10	STRENGTH OF	OPP. STRENGTH	TEAM	ADJ.	CONF.	ADJ CONF.
Average RPI Loss:	9	RECORD	PCT. RANK	GAMES	SCHEDULE	OF SCHEDULE	RPI	RPI	RPI	RPI
DIV. I ONLY	16- 4	31	6-4	8	29	14	14	1	1	
DIV. I NON-CONF.	12- 0	1	2-0	61	85	5	5	1	1	
TOTALS	RPI 1-25	RPI 26-50	W-L RECORDS	RPI 51-100	RPI 101-150	RPI 150+				
16- 4	2- 3	2- 1	OVERALL	3- 0	3- 0	6- 0				
11- 2	2- 2	1- 0	HOME	1- 0	2- 0	5- 0				
2- 2	0- 1	1- 1	AWAY	1- 0	0- 0	0- 0				
3- 0	0- 0	0- 0	NEUTRAL	1- 0	1- 0	1- 0				
12- 0	2- 0	0- 0	NON-CONFERENCE	2- 0	2- 0	6- 0				
8- 0	2- 0	0- 0	HOME	0- 0	1- 0	5- 0				
1- 0	0- 0	0- 0	AWAY	1- 0	0- 0	0- 0				
3- 0	0- 0	0- 0	NEUTRAL	1- 0	1- 0	1- 0				
4- 4	0- 3	2- 1	CONFERENCE	1- 0	1- 0	0- 0				
3- 2	0- 2	1- 0	HOME	1- 0	1- 0	0- 0				
1- 2	0- 1	1- 1	AWAY	0- 0	0- 0	0- 0				
0- 0	0- 0	0- 0	NEUTRAL	0- 0	0- 0	0- 0				

RPI	S	Opponent	Score	RPI	S	Opponent	Score	RPI	S	Opponent	Score	RPI	S	Opponent	Score
2	A	Oregon	64 76	27	A	Arizona St.	47 55	61	A	Miami (FL)	75 53	105	H	Pacific	69 57
2	H	Oregon	57 66	34	A	Arizona	63 61	81	N	BYU	65 34	112	N	Liberty	68 55
4	H	Stanford	58 61	42	H	Colorado	72 60	98	H	Utah	77 48	127	H	California	81 44
13	H	Missouri St.	80 69									157	H	CSU Bakersfield	69 50
19	H	DePaul	98 77									185	H	Hawaii	64 32
												200	N	Northern Ariz.	91 57
												218	H	Southern Utah	95 45
												283	H	Utah St.	75 46
												299	H	UC Irvine	86 57
LAST 10 Division I															
2	H	Oregon	57 66	34	A	Arizona	63 61								
2	A	Oregon	64 76	42	H	Colorado	72 60								
4	H	Stanford	58 61	98	H	Utah	77 48								
127	H	California	81 44	157	H	CSU Bakersfield	69 50								
27	A	Arizona St.	47 55	81	N	BYU	65 34								

Non-Div I Games:

Oregon St.

■ Loss, 
 ■ Non-Conf, S Site, 
 ■ Home 
 ■ Away 
 N Neutral

Average RPI Win:	224	WON-LOST	WINNING	LAST 10	STRENGTH OF	OPP. STRENGTH	TEAM	ADJ.	CONF.	ADJ CONF.
Average RPI Loss:	92	RECORD	PCT. RANK	GAMES	SCHEDULE	OF SCHEDULE	RPI	RPI	RPI	RPI
DIV. I ONLY	12- 8	116	5-5	159	105	105	105	11	11	
DIV. I NON-CONF.	7- 4	100	0-1	189	115	100	100	11	11	
TOTALS	RPI 1-25	RPI 26-50	W-L RECORDS	RPI 51-100	RPI 101-150	RPI 150+				
12- 8	0- 3	0- 0	OVERALL	1- 1	1- 1	10- 3				
6- 2	0- 0	0- 0	HOME	0- 1	0- 1	6- 0				
5- 5	0- 3	0- 0	AWAY	1- 0	1- 0	3- 2				
1- 1	0- 0	0- 0	NEUTRAL	0- 0	0- 0	1- 1				
7- 4	0- 2	0- 0	NON-CONFERENCE	1- 0	0- 0	6- 2				
4- 0	0- 0	0- 0	HOME	0- 0	0- 0	4- 0				
2- 3	0- 2	0- 0	AWAY	1- 0	0- 0	1- 1				
1- 1	0- 0	0- 0	NEUTRAL	0- 0	0- 0	1- 1				
5- 4	0- 1	0- 0	CONFERENCE	0- 1	1- 1	4- 1				
2- 2	0- 0	0- 0	HOME	0- 1	0- 1	2- 0				
3- 2	0- 1	0- 0	AWAY	0- 0	1- 0	2- 1				
0- 0	0- 0	0- 0	NEUTRAL	0- 0	0- 0	0- 0				

RPI 1-25				RPI 26-50				RPI 51-100				RPI 101+ Team's RPI: 105			
RPI	S	Opponent	Score	RPI	S	Opponent	Score	RPI	S	Opponent	Score	RPI	S	Opponent	Score
6	A	UCLA	57 68					70	A	Drexel	58 51	124	A	Portland	77 73
10	A	Gonzaga	67 68					81	H	BYU	66 76	146	H	San Diego	64 66
14	A	Oregon St.	57 69									156	N	Toledo	65 66
												157	A	CSU Bakersfield	70 80
												167	A	Santa Clara	65 75
												175	A	Saint Mary's (CA)	68 66
												212	H	SMU	77 49
												230	H	UMKC	89 60
												232	A	San Francisco	84 61
												247	H	LMU (CA)	76 67
												249	H	Pepperdine	64 63
												269	A	UC Santa Barbara	63 53
												271	H	Indiana St.	83 66
												300	H	Weber St.	76 53
												311	N	St. Francis Brooklyn	71 62
LAST 10 Division I															
175	A	Saint Mary's (CA)	68 66	249	H	Pepperdine	64 63								
146	H	San Diego	64 66	247	H	LMU (CA)	76 67								
81	H	BYU	66 76	232	A	San Francisco	84 61								
10	A	Gonzaga	67 68	167	A	Santa Clara	65 75								
124	A	Portland	77 73	156	N	Toledo	65 66								

Non-Div I Games:

Pacific

■ Loss, 
 ■ Non-Conf, 
 ■ S Site, 
 ■ H Home 
 ■ A Away 
 N Neutral

Average RPI Win:	232	WON-LOST	WINNING	LAST 10	STRENGTH OF	OPP. STRENGTH	TEAM	ADJ.	CONF.	ADJ CONF.
Average RPI Loss:	52	RECORD	PCT. RANK	GAMES	SCHEDULE	OF SCHEDULE	RPI	RPI	RPI	RPI
DIV. I ONLY	9- 4	66	6-4	285	74	120	120	8	8	
DIV. I NON-CONF.	9- 3	63	6-3	323	49	113	113	8	8	
TOTALS	RPI 1-25	RPI 26-50	W-L RECORDS	RPI 51-100	RPI 101-150	RPI 150+				
9- 4	0- 1	0- 1	OVERALL	1- 2	0- 0	8- 0				
5- 1	0- 1	0- 0	HOME	1- 0	0- 0	4- 0				
4- 3	0- 0	0- 1	AWAY	0- 2	0- 0	4- 0				
0- 0	0- 0	0- 0	NEUTRAL	0- 0	0- 0	0- 0				
9- 3	0- 0	0- 1	NON-CONFERENCE	1- 2	0- 0	8- 0				
5- 0	0- 0	0- 0	HOME	1- 0	0- 0	4- 0				
4- 3	0- 0	0- 1	AWAY	0- 2	0- 0	4- 0				
0- 0	0- 0	0- 0	NEUTRAL	0- 0	0- 0	0- 0				
0- 1	0- 1	0- 0	CONFERENCE	0- 0	0- 0	0- 0				
0- 1	0- 1	0- 0	HOME	0- 0	0- 0	0- 0				
0- 0	0- 0	0- 0	AWAY	0- 0	0- 0	0- 0				
0- 0	0- 0	0- 0	NEUTRAL	0- 0	0- 0	0- 0				

RPI 1-25				RPI 26-50				RPI 51-100				RPI 101+ Team's RPI: 120			
RPI	S	Opponent	Score	RPI	S	Opponent	Score	RPI	S	Opponent	Score	RPI	S	Opponent	Score
22	H	Princeton	55 75	38	A	Duke	50 66	57	A	Temple	72 76	184	A	Saint Joseph's	55 45
								70	H	Drexel	53 49	185	A	Hawaii	70 55
								89	A	Villanova	58 70	193	A	La Salle	65 49
												223	H	Iona	74 42
												257	H	Stetson	81 41
												305	H	Siena	92 44
												330	A	NJIT	85 51
												345	H	Hartford	74 46
LAST 10 Division I															
57	A	Temple	72 76	257	H	Stetson	81 41								
89	A	Villanova	58 70	193	A	La Salle	65 49								
22	H	Princeton	55 75	345	H	Hartford	74 46								
185	A	Hawaii	70 55	38	A	Duke	50 66								
70	H	Drexel	53 49	184	A	Saint Joseph's	55 45								

Non-Div I Games: Chaminade 90 39

Penn

■ Loss, 
 ■ Non-Conf, 
 ■ S Site, 
 ■ H Home 
 ■ A Away 
 N Neutral

Average RPI Win:	205	WON-LOST	WINNING	LAST 10	STRENGTH OF	OPP. STRENGTH	TEAM	ADJ.	CONF.	ADJ CONF.
Average RPI Loss:	87	RECORD	PCT. RANK	GAMES	SCHEDULE	OF SCHEDULE	RPI	RPI	RPI	RPI
DIV. I ONLY	7- 13	256	2-8	69	67	187	187	2	2	
DIV. I NON-CONF.	6- 5	151	1-0	210	252	209	209	2	2	
TOTALS	RPI 1-25	RPI 26-50	W-L RECORDS	RPI 51-100	RPI 101-150	RPI 150+				
7- 13	0- 4	0- 3	OVERALL	1- 2	1- 1	5- 3				
5- 6	0- 1	0- 1	HOME	1- 2	1- 0	3- 2				
1- 6	0- 3	0- 2	AWAY	0- 0	0- 1	1- 0				
1- 1	0- 0	0- 0	NEUTRAL	0- 0	0- 0	1- 1				
6- 5	0- 1	0- 0	NON-CONFERENCE	0- 1	1- 0	5- 3				
4- 3	0- 0	0- 0	HOME	0- 1	1- 0	3- 2				
1- 1	0- 1	0- 0	AWAY	0- 0	0- 0	1- 0				
1- 1	0- 0	0- 0	NEUTRAL	0- 0	0- 0	1- 1				
1- 8	0- 3	0- 3	CONFERENCE	1- 1	0- 1	0- 0				
1- 3	0- 1	0- 1	HOME	1- 1	0- 0	0- 0				
0- 5	0- 2	0- 2	AWAY	0- 0	0- 1	0- 0				
0- 0	0- 0	0- 0	NEUTRAL	0- 0	0- 0	0- 0				

RPI 1-25				RPI 26-50				RPI 51-100				RPI 101+ Team's RPI: 187			
RPI	S	Opponent	Score	RPI	S	Opponent	Score	RPI	S	Opponent	Score	RPI	S	Opponent	Score
12	H	Indiana	60 76	29	A	Purdue	68 81	71	H	Minnesota	74 81	115	H	Fordham	72 59
15	A	Northwestern	59 85	36	H	Rutgers	57 62	86	H	Rider	70 78	121	A	Wisconsin	65 71
22	A	Princeton	55 72	48	A	Michigan	48 82	96	H	Michigan St.	86 73	171	H	Clemson	68 55
25	A	Ohio St.	70 80									177	A	Towson	73 67
												193	H	La Salle	67 69
												213	H	George Mason	68 78
												262	N	Long Beach St.	56 64
												266	H	Sacred Heart	88 65
												287	H	Pittsburgh	78 73
												325	N	N.C. Central	92 68
LAST 10 Division I															
29	A	Purdue	68 81	96	H	Michigan St.	86 73	121	A	Wisconsin	65 71				
12	H	Indiana	60 76	48	A	Michigan	48 82	71	H	Minnesota	74 81				
15	A	Northwestern	59 85	266	H	Sacred Heart	88 65								
36	H	Rutgers	57 62												
25	A	Ohio St.	70 80												

Non-Div I Games:

Penn St.

■ Loss, 
■ Non-Conf, 
■ S Site, 
■ H Home 
■ A Away 
N Neutral



# Pepperdine

Through Games Of Jan. 28, 2020

Average RPI Win:	239	WON-LOST	WINNING	LAST 10	STRENGTH OF	OPP. STRENGTH	TEAM	ADJ.	CONF.	ADJ CONF.
Average RPI Loss:	131	RECORD	PCT. RANK	GAMES	SCHEDULE	OF SCHEDULE	RPI	RPI	RPI	RPI
DIV. I ONLY	7- 10	228	3-7	245	109	249	249	11	11	
DIV. I NON-CONF.	4- 4	164	0-1	332	174	265	265	11	11	
TOTALS	RPI 1-25	RPI 26-50	W-L RECORDS	RPI 51-100	RPI 101-150	RPI 150+				
7- 10	0- 1	0- 0	OVERALL	0- 2	1- 3	6- 4				
5- 4	0- 0	0- 0	HOME	0- 1	1- 0	4- 3				
2- 6	0- 1	0- 0	AWAY	0- 1	0- 3	2- 1				
0- 0	0- 0	0- 0	NEUTRAL	0- 0	0- 0	0- 0				
4- 4	0- 0	0- 0	NON-CONFERENCE	0- 1	0- 1	4- 2				
2- 2	0- 0	0- 0	HOME	0- 0	0- 0	2- 2				
2- 2	0- 0	0- 0	AWAY	0- 1	0- 1	2- 0				
0- 0	0- 0	0- 0	NEUTRAL	0- 0	0- 0	0- 0				
3- 6	0- 1	0- 0	CONFERENCE	0- 1	1- 2	2- 2				
3- 2	0- 0	0- 0	HOME	0- 1	1- 0	2- 1				
0- 4	0- 1	0- 0	AWAY	0- 0	0- 2	0- 1				
0- 0	0- 0	0- 0	NEUTRAL	0- 0	0- 0	0- 0				

RPI	S	Opponent	Score	RPI	S	Opponent	Score	RPI	S	Opponent	Score	RPI	S	Opponent	Score	Team's RPI: 249
10	A	Gonzaga	36 70					81	H	BYU	47 65	105	A	Pacific	63 64	
								83	A	Washington St.	48 85	110	A	Boise St.	74 76	
												124	A	Portland	67 69	
												146	H	San Diego	73 57	
												167	H	Santa Clara	79 71	
												175	A	Saint Mary's (CA)	78 85	
												185	H	Hawaii	51 52	
												188	H	UNLV	44 69	
												191	H	UC Davis	70 67	
												232	H	San Francisco	82 70	
												247	H	LMU (CA)	77 84	
												295	A	Eastern Wash.	53 52	
												308	A	New Mexico St.	72 69	
												335	H	Cal Poly	63 53	
LAST 10 Division I																
124	A	Portland	67 69	105	A	Pacific	63 64									
10	A	Gonzaga	36 70	175	A	Saint Mary's (CA)	78 85									
247	H	LMU (CA)	77 84	81	H	BYU	47 65									
232	H	San Francisco	82 70	146	H	San Diego	73 57									
167	H	Santa Clara	79 71	110	A	Boise St.	74 76									

Non-Div I Games: Concordia (CA) 76 57 Cal St. L.A. 79 56

Pepperdine

Loss, Non-Conf, S Site, H Home A Away N Neutral

## Pittsburgh

Through Games Of Jan. 28, 2020

Average RPI Win:	317	WON-LOST	WINNING	LAST 10	STRENGTH OF	OPP. STRENGTH	TEAM	ADJ.	CONF.	ADJ CONF.
Average RPI Loss:	103	RECORD	PCT. RANK	GAMES	SCHEDULE	OF SCHEDULE	RPI	RPI	RPI	RPI
DIV. I ONLY	3- 16	326	0-10	107	107	287	287	5	5	
DIV. I NON-CONF.	3- 8	268	0-2	233	253	308	308	3	3	
TOTALS	RPI 1-25	RPI 26-50	W-L RECORDS	RPI 51-100	RPI 101-150	RPI 150+				
3- 16	0- 2	0- 1	OVERALL	0- 5	0- 4	3- 4				
2- 8	0- 1	0- 0	HOME	0- 2	0- 3	2- 2				
0- 7	0- 1	0- 1	AWAY	0- 2	0- 1	0- 2				
1- 1	0- 0	0- 0	NEUTRAL	0- 1	0- 0	1- 0				
3- 8	0- 0	0- 0	NON-CONFERENCE	0- 3	0- 2	3- 3				
2- 4	0- 0	0- 0	HOME	0- 1	0- 1	2- 2				
0- 3	0- 0	0- 0	AWAY	0- 1	0- 1	0- 1				
1- 1	0- 0	0- 0	NEUTRAL	0- 1	0- 0	1- 0				
0- 8	0- 2	0- 1	CONFERENCE	0- 2	0- 2	0- 1				
0- 4	0- 1	0- 0	HOME	0- 1	0- 2	0- 0				
0- 4	0- 1	0- 1	AWAY	0- 1	0- 0	0- 1				
0- 0	0- 0	0- 0	NEUTRAL	0- 0	0- 0	0- 0				

RPI 1-25				RPI 26-50				RPI 51-100				RPI 101+ Team's RPI: 287			
RPI	S	Opponent	Score	RPI	S	Opponent	Score	RPI	S	Opponent	Score	RPI	S	Opponent	Score
3	A	Louisville	49 83	26	A	Virginia Tech	56 68	56	A	UCF	58 74	104	A	Cincinnati	53 69
18	H	NC State	44 88					58	A	North Carolina	62 70	107	H	Duquesne	62 81
								77	N	Ohio	50 72	114	H	Syracuse	51 69
								92	H	Boston College	70 79	129	H	Notre Dame	52 60
								94	H	Stony Brook	56 59	171	A	Clemson	67 75
												187	A	Penn St.	73 78
												189	H	Miami (OH)	71 80
												220	H	Georgetown	56 66
												275	N	Ole Miss	58 50
												332	H	Fairleigh Dickinson	69 60
												344	H	Central Conn. St.	81 73
LAST 10 Division I															
3	A	Louisville	49 83	92	H	Boston College	70 79								
18	H	NC State	44 88	129	H	Notre Dame	52 60								
114	H	Syracuse	51 69	58	A	North Carolina	62 70								
171	A	Clemson	67 75	104	A	Cincinnati	53 69								
26	A	Virginia Tech	56 68	189	H	Miami (OH)	71 80								

Non-Div I Games:

Pittsburgh

■ Loss, 
 ■ Non-Conf, 
 ■ S Site, 
 ■ H Home 
 ■ A Away 
 N Neutral

Average RPI Win:	216	WON-LOST	WINNING	LAST 10	STRENGTH OF	OPP. STRENGTH	TEAM	ADJ.	CONF.	ADJ CONF.
Average RPI Loss:	126	RECORD	PCT. RANK	GAMES	SCHEDULE	OF SCHEDULE	RPI	RPI	RPI	RPI
DIV. I ONLY	11- 7	107	6-4	153	174	124	124	11	11	
DIV. I NON-CONF.	5- 4	140	0-1	190	322	176	176	11	11	
TOTALS	RPI 1-25	RPI 26-50	W-L RECORDS	RPI 51-100	RPI 101-150	RPI 150+				
11- 7	0- 1	0- 0	OVERALL	2- 1	0- 3	9- 2				
5- 4	0- 0	0- 0	HOME	1- 1	0- 2	4- 1				
6- 3	0- 1	0- 0	AWAY	1- 0	0- 1	5- 1				
0- 0	0- 0	0- 0	NEUTRAL	0- 0	0- 0	0- 0				
5- 4	0- 0	0- 0	NON-CONFERENCE	1- 1	0- 1	4- 2				
2- 3	0- 0	0- 0	HOME	1- 1	0- 1	1- 1				
3- 1	0- 0	0- 0	AWAY	0- 0	0- 0	3- 1				
0- 0	0- 0	0- 0	NEUTRAL	0- 0	0- 0	0- 0				
6- 3	0- 1	0- 0	CONFERENCE	1- 0	0- 2	5- 0				
3- 1	0- 0	0- 0	HOME	0- 0	0- 1	3- 0				
3- 2	0- 1	0- 0	AWAY	1- 0	0- 1	2- 0				
0- 0	0- 0	0- 0	NEUTRAL	0- 0	0- 0	0- 0				

RPI 1-25				RPI 26-50				RPI 51-100				RPI 101+ Team's RPI: 124			
RPI	S	Opponent	Score	RPI	S	Opponent	Score	RPI	S	Opponent	Score	RPI	S	Opponent	Score
10	A	Gonzaga	57 62					72	H	Fresno St.	75 64	103	H	Loyola Chicago	64 78
								81	A	BYU	57 48	105	H	Pacific	73 77
								84	H	Abilene Christian	69 76	146	A	San Diego	55 74
												167	A	Santa Clara	80 77
												175	H	Saint Mary's (CA)	78 65
												186	H	Portland St.	71 77
												232	A	San Francisco	73 66
												247	H	LMU (CA)	74 49
												249	H	Pepperdine	69 67
												250	A	CSUN	64 73
												255	H	Grand Canyon	73 41
												283	A	Utah St.	70 64
												300	A	Weber St.	78 59
												315	A	Air Force	72 56
LAST 10 Division I															
249	H	Pepperdine	69 67	105	H	Pacific	73 77								
247	H	LMU (CA)	74 49	81	A	BYU	57 48								
167	A	Santa Clara	80 77	146	A	San Diego	55 74								
232	A	San Francisco	73 66	10	A	Gonzaga	57 62								
175	H	Saint Mary's (CA)	78 65	186	H	Portland St.	71 77								

Non-Div I Games: Warner Pacific 78 36 Willamette 82 42

Portland

Loss, Non-Conf, S Site, H Home A Away N Neutral

Average RPI Win: <b>227</b>	WON-LOST	WINNING	LAST 10	STRENGTH OF	OPP. STRENGTH	TEAM	ADJ.	CONF.	ADJ CONF.
Average RPI Loss: <b>195</b>	RECORD	PCT. RANK	GAMES	SCHEDULE	OF SCHEDULE	RPI	RPI	RPI	RPI
DIV. I ONLY	11- 8	131	6-4	262	269	186	186	20	20
DIV. I NON-CONF.	5- 4	140	0	207	298	152	152	17	17
TOTALS	RPI 1-25	RPI 26-50	W-L RECORDS	RPI 51-100	RPI 101-150	RPI 150+			
11- 8	0- 0	0- 0	OVERALL	1- 1	1- 2	9- 5			
6- 3	0- 0	0- 0	HOME	1- 1	0- 1	5- 1			
5- 4	0- 0	0- 0	AWAY	0- 0	1- 1	4- 3			
0- 1	0- 0	0- 0	NEUTRAL	0- 0	0- 0	0- 1			
5- 4	0- 0	0- 0	NON-CONFERENCE	0- 1	1- 1	4- 2			
2- 1	0- 0	0- 0	HOME	0- 1	0- 0	2- 0			
3- 2	0- 0	0- 0	AWAY	0- 0	1- 1	2- 1			
0- 1	0- 0	0- 0	NEUTRAL	0- 0	0- 0	0- 1			
6- 4	0- 0	0- 0	CONFERENCE	1- 0	0- 1	5- 3			
4- 2	0- 0	0- 0	HOME	1- 0	0- 1	3- 1			
2- 2	0- 0	0- 0	AWAY	0- 0	0- 0	2- 2			
0- 0	0- 0	0- 0	NEUTRAL	0- 0	0- 0	0- 0			

RPI 1-25				RPI 26-50				RPI 51-100				RPI 101+				Team's RPI: 186	
RPI	S	Opponent	Score	RPI	S	Opponent	Score	RPI	S	Opponent	Score	RPI	S	Opponent	Score		
								51	H	Tennessee	61	88	110	A	Boise St.	57	82
								97	H	Idaho	74	53	118	H	Montana St.	62	73
													124	A	Portland	77	71
													191	A	UC Davis	76	70
													192	H	Montana	78	65
													200	H	Northern Ariz.	66	54
													209	A	Northern Colo.	58	77
													218	A	Southern Utah	58	71
													230	A	UMKC	69	87
													255	H	Grand Canyon	69	46
													256	A	Idaho St.	69	64
													288	H	Nevada	80	75
													295	H	Eastern Wash.	75	58
													299	A	UC Irvine	70	61
													299	N	UC Irvine	75	83
													300	A	Weber St.	76	57
													322	H	Sacramento St.	70	73
LAST 10 Division I																	
				200	H	Northern Ariz.	66	54				118	H	Montana St.	62	73	
				322	H	Sacramento St.	70	73				295	H	Eastern Wash.	75	58	
				300	A	Weber St.	76	57				97	H	Idaho	74	53	
				256	A	Idaho St.	69	64				218	A	Southern Utah	58	71	
				192	H	Montana	78	65				209	A	Northern Colo.	58	77	

Non-Div I Games: Multnomah 104 48

Portland St.

Prairie View

Through Games Of Jan. 28, 2020

Average RPI Win:	335	WON-LOST	WINNING	LAST 10	STRENGTH OF	OPP. STRENGTH	TEAM	ADJ.	CONF.	ADJ CONF.
Average RPI Loss:	136	RECORD	PCT. RANK	GAMES	SCHEDULE	OF SCHEDULE	RPI	RPI	RPI	RPI
DIV. I ONLY	3- 13	316	3-7	229	211	306	306	31	31	
DIV. I NON-CONF.	0- 9	338	0-3	28	48	275	275	30	30	
TOTALS	RPI 1-25	RPI 26-50	W-L RECORDS	RPI 51-100	RPI 101-150	RPI 150+				
3- 13	0- 1	0- 2	OVERALL	0- 1	0- 4	3- 5				
2- 3	0- 0	0- 0	HOME	0- 0	0- 1	2- 2				
1- 8	0- 1	0- 2	AWAY	0- 1	0- 2	1- 2				
0- 2	0- 0	0- 0	NEUTRAL	0- 0	0- 1	0- 1				
0- 9	0- 1	0- 2	NON-CONFERENCE	0- 1	0- 3	0- 2				
0- 1	0- 0	0- 0	HOME	0- 0	0- 1	0- 0				
0- 6	0- 1	0- 2	AWAY	0- 1	0- 1	0- 1				
0- 2	0- 0	0- 0	NEUTRAL	0- 0	0- 1	0- 1				
3- 4	0- 0	0- 0	CONFERENCE	0- 0	0- 1	3- 3				
2- 2	0- 0	0- 0	HOME	0- 0	0- 0	2- 2				
1- 2	0- 0	0- 0	AWAY	0- 0	0- 1	1- 1				
0- 0	0- 0	0- 0	NEUTRAL	0- 0	0- 0	0- 0				

RPI 1-25				RPI 26-50				RPI 51-100				RPI 101+ Team's RPI: 306			
RPI	S	Opponent	Score	RPI	S	Opponent	Score	RPI	S	Opponent	Score	RPI	S	Opponent	Score
17	A	Texas A&M	38 80	34	A	Arizona	48 83	100	A	Rice	55 77	108	A	Texas Southern	65 88
				46	A	Oklahoma	48 94					121	A	Wisconsin	42 68
												128	H	Florida	44 51
												141	N	A&M-Corpus Christi	52 64
												154	A	Texas Tech	48 82
												165	A	Jackson St.	49 53
												189	N	Miami (OH)	52 65
												241	H	Southern U.	48 68
												317	H	Ark.-Pine Bluff	61 51
												318	H	Alcorn	63 68
												336	A	Grambling	67 54
												351	H	Mississippi Val.	81 47
LAST 10 Division I															
				351	H	Mississippi Val.	81 47					241	H	Southern U.	48 68
				317	H	Ark.-Pine Bluff	61 51					318	H	Alcorn	63 68
				165	A	Jackson St.	49 53					121	A	Wisconsin	42 68
				336	A	Grambling	67 54					154	A	Texas Tech	48 82
				108	A	Texas Southern	65 88					100	A	Rice	55 77

Non-Div I Games:      Huston-Tillotson    79    60                  Wiley                                  75    42                  Tex. A&M-Kingsville85    55

Prairie View

Loss, Non-Conf, S Site, H Home A Away N Neutral

Presbyterian

Through Games Of Jan. 28, 2020

Average RPI Win:	300	WON-LOST	WINNING	LAST 10	STRENGTH OF	OPP. STRENGTH	TEAM	ADJ.	CONF.	ADJ CONF.
Average RPI Loss:	197	RECORD	PCT. RANK	GAMES	SCHEDULE	OF SCHEDULE	RPI	RPI	RPI	RPI
DIV. I ONLY	5- 12	280	3-7	281	334	296	296	26	26	
DIV. I NON-CONF.	2- 5	259	0	276	250	290	290	27	27	
TOTALS	RPI 1-25	RPI 26-50	W-L RECORDS	RPI 51-100	RPI 101-150	RPI 150+				
5- 12	0- 0	0- 1	OVERALL	0- 0	0- 3	5- 8				
2- 4	0- 0	0- 0	HOME	0- 0	0- 1	2- 3				
3- 8	0- 0	0- 1	AWAY	0- 0	0- 2	3- 5				
0- 0	0- 0	0- 0	NEUTRAL	0- 0	0- 0	0- 0				
2- 5	0- 0	0- 1	NON-CONFERENCE	0- 0	0- 2	2- 2				
1- 1	0- 0	0- 0	HOME	0- 0	0- 0	1- 1				
1- 4	0- 0	0- 1	AWAY	0- 0	0- 2	1- 1				
0- 0	0- 0	0- 0	NEUTRAL	0- 0	0- 0	0- 0				
3- 7	0- 0	0- 0	CONFERENCE	0- 0	0- 1	3- 6				
1- 3	0- 0	0- 0	HOME	0- 0	0- 1	1- 2				
2- 4	0- 0	0- 0	AWAY	0- 0	0- 0	2- 4				
0- 0	0- 0	0- 0	NEUTRAL	0- 0	0- 0	0- 0				

RPI 1-25			RPI 26-50			RPI 51-100			RPI 101+			Team's RPI: 296
RPI	S	Opponent	Score	RPI	S	Opponent	Score	RPI	S	Opponent	Score	
				39	A	West Virginia	40 56					
								126	H	Campbell	47 53	
								128	A	Florida	46 60	
								147	A	Illinois	52 71	
								180	H	Hampton	42 71	
								216	A	High Point	55 60	
								225	A	UNC Asheville	39 54	
								227	A	Gardner-Webb	56 53	
								237	A	Radford	42 54	
								245	H	Col. of Charleston	58 54	
								251	H	UNCW	60 70	
								260	A	Winthrop	54 61	
								270	H	Longwood	60 71	
								285	A	Wofford	60 67	
								340	H	USC Upstate	55 42	
								341	A	Charleston So.	67 46	
								349	A	South Carolina St.	70 49	
LAST 10 Division I												
				341	A	Charleston So.	67 46	260	A	Winthrop	54 61	
				340	H	USC Upstate	55 42	180	H	Hampton	42 71	
				216	A	High Point	55 60	270	H	Longwood	60 71	
				126	H	Campbell	47 53	237	A	Radford	42 54	
				227	A	Gardner-Webb	56 53	225	A	UNC Asheville	39 54	

Non-Div I Games: William Peace 72 35 Brevard 74 45

Presbyterian

Loss, Non-Conf, S Site, H Home A Away N Neutral

Average RPI Win:	168	WON-LOST	WINNING	LAST 10	STRENGTH OF	OPP. STRENGTH	TEAM	ADJ.	CONF.	ADJ CONF.
Average RPI Loss:	5	RECORD	PCT. RANK	GAMES	SCHEDULE	OF SCHEDULE	RPI	RPI	RPI	RPI
DIV. I ONLY	13- 1	9	9-1	108	108	22	22	8	8	
DIV. I NON-CONF.	12- 1	9	8-1	151	74	21	21	8	8	
TOTALS	RPI 1-25	RPI 26-50	W-L RECORDS	RPI 51-100	RPI 101-150	RPI 150+				
13- 1	0- 1	1- 0	OVERALL	4- 0	3- 0	5- 0				
7- 0	0- 0	1- 0	HOME	1- 0	0- 0	5- 0				
6- 1	0- 1	0- 0	AWAY	3- 0	3- 0	0- 0				
0- 0	0- 0	0- 0	NEUTRAL	0- 0	0- 0	0- 0				
12- 1	0- 1	1- 0	NON-CONFERENCE	4- 0	2- 0	5- 0				
7- 0	0- 0	1- 0	HOME	1- 0	0- 0	5- 0				
5- 1	0- 1	0- 0	AWAY	3- 0	2- 0	0- 0				
0- 0	0- 0	0- 0	NEUTRAL	0- 0	0- 0	0- 0				
1- 0	0- 0	0- 0	CONFERENCE	0- 0	1- 0	0- 0				
0- 0	0- 0	0- 0	HOME	0- 0	0- 0	0- 0				
1- 0	0- 0	0- 0	AWAY	0- 0	1- 0	0- 0				
0- 0	0- 0	0- 0	NEUTRAL	0- 0	0- 0	0- 0				

RPI 1-25				RPI 26-50				RPI 51-100				RPI 101+			
RPI	S	Opponent	Score	RPI	S	Opponent	Score	RPI	S	Opponent	Score	RPI	S	Opponent	Score
5	A	Iowa	75 77	32	H	FGCU	67 53	73	A	Marist	62 50	120	A	Penn	75 55
								76	A	Seton Hall	78 76	145	A	Missouri	68 33
								86	H	Rider	80 47	149	A	George Washington	75 50
								99	A	Saint Louis	66 50	187	H	Penn St.	72 55
												281	H	New Hampshire	77 37
												286	H	Monmouth	52 40
												311	H	St. Francis Brooklyn	76 44
												345	H	Hartford	73 42
LAST 10 Division I															
				120	A	Penn	75 55	345	H	Hartford	73 42				
				281	H	New Hampshire	77 37	73	A	Marist	62 50				
				99	A	Saint Louis	66 50	311	H	St. Francis Brooklyn	76 44				
				145	A	Missouri	68 33	286	H	Monmouth	52 40				
				187	H	Penn St.	72 55	5	A	Iowa	75 77				

Non-Div I Games:

Princeton

■ Loss, 
■ Non-Conf, 
■ S Site, 
■ H Home 
■ A Away 
N Neutral

Providence

Through Games Of Jan. 28, 2020

Average RPI Win:	214	WON-LOST	WINNING	LAST 10	STRENGTH OF	OPP. STRENGTH	TEAM	ADJ.	CONF.	ADJ CONF.
Average RPI Loss:	82	RECORD	PCT. RANK	GAMES	SCHEDULE	OF SCHEDULE	RPI	RPI	RPI	RPI
DIV. I ONLY	10- 11	188	2-8	141	87	134	134	6	6	
DIV. I NON-CONF.	9- 3	63	1-0	208	220	65	65	6	6	
TOTALS	RPI 1-25	RPI 26-50	W-L RECORDS	RPI 51-100	RPI 101-150	RPI 150+				
10- 11	0- 1	0- 4	OVERALL	2- 4	1- 0	7- 2				
3- 3	0- 1	0- 1	HOME	1- 1	0- 0	2- 0				
5- 7	0- 0	0- 3	AWAY	1- 2	1- 0	3- 2				
2- 1	0- 0	0- 0	NEUTRAL	0- 1	0- 0	2- 0				
9- 3	0- 0	0- 1	NON-CONFERENCE	2- 1	1- 0	6- 1				
2- 0	0- 0	0- 0	HOME	1- 0	0- 0	1- 0				
5- 2	0- 0	0- 1	AWAY	1- 0	1- 0	3- 1				
2- 1	0- 0	0- 0	NEUTRAL	0- 1	0- 0	2- 0				
1- 8	0- 1	0- 3	CONFERENCE	0- 3	0- 0	1- 1				
1- 3	0- 1	0- 1	HOME	0- 1	0- 0	1- 0				
0- 5	0- 0	0- 2	AWAY	0- 2	0- 0	0- 1				
0- 0	0- 0	0- 0	NEUTRAL	0- 0	0- 0	0- 0				

RPI S Opponent	Score	RPI S Opponent	Score	RPI S Opponent	Score	RPI S Opponent	Score	Team's RPI: 134
19 H DePaul	67 80	37 H Marquette	50 60	66 N Ball St.	51 52	148 A Massachusetts	72 63	
		40 A Creighton	63 72	76 A Seton Hall	55 97	168 N Rhode Island	58 51	
		41 A Yale	79 82	89 A Villanova	49 51	178 A New Mexico	68 86	
		43 A St. John's (NY)	58 64	91 H Butler	47 50	219 H UMass Lowell	63 38	
				92 H Boston College	76 60	220 A Georgetown	53 62	
				98 A Utah	67 60	224 H Xavier	60 48	
						247 N LMU (CA)	48 45	
						286 A Monmouth	68 52	
						314 A Bryant	76 32	
						345 A Hartford	75 57	
LAST 10 Division I								
224 H Xavier	60 48	37 H Marquette	50 60					
91 H Butler	47 50	19 H DePaul	67 80					
76 A Seton Hall	55 97	220 A Georgetown	53 62					
43 A St. John's (NY)	58 64	89 A Villanova	49 51					
40 A Creighton	63 72	247 N LMU (CA)	48 45					

Non-Div I Games:

Providence

Loss, Non-Conf, S Site, H Home A Away N Neutral



P  
u  
r  
d  
u  
eP  
u  
r  
d  
u  
e

Purdue

Page 233

Average RPI Win:	318	WON-LOST	WINNING	LAST 10	STRENGTH OF	OPP. STRENGTH	TEAM	ADJ.	CONF.	ADJ CONF.
Average RPI Loss:	160	RECORD	PCT. RANK	GAMES	SCHEDULE	OF SCHEDULE	RPI	RPI	RPI	RPI
DIV. I ONLY	3- 15	322	2-8	200	258	307	307	19	19	
DIV. I NON-CONF.	2- 9	304	1-2	287	275	335	335	19	19	
TOTALS	RPI 1-25	RPI 26-50	W-L RECORDS	RPI 51-100	RPI 101-150	RPI 150+				
3- 15	0- 0	0- 2	OVERALL	0- 3	0- 1	3- 9				
2- 5	0- 0	0- 1	HOME	0- 2	0- 0	2- 2				
1- 7	0- 0	0- 1	AWAY	0- 1	0- 0	1- 5				
0- 3	0- 0	0- 0	NEUTRAL	0- 0	0- 1	0- 2				
2- 9	0- 0	0- 0	NON-CONFERENCE	0- 2	0- 1	2- 6				
2- 2	0- 0	0- 0	HOME	0- 1	0- 0	2- 1				
0- 4	0- 0	0- 0	AWAY	0- 1	0- 0	0- 3				
0- 3	0- 0	0- 0	NEUTRAL	0- 0	0- 1	0- 2				
1- 6	0- 0	0- 2	CONFERENCE	0- 1	0- 0	1- 3				
0- 3	0- 0	0- 1	HOME	0- 1	0- 0	0- 1				
1- 3	0- 0	0- 1	AWAY	0- 0	0- 0	1- 2				
0- 0	0- 0	0- 0	NEUTRAL	0- 0	0- 0	0- 0				

RPI 1-25				RPI 26-50				RPI 51-100				RPI 101+				Team's RPI: 307	
RPI	S	Opponent	Score	RPI	S	Opponent	Score	RPI	S	Opponent	Score	RPI	S	Opponent	Score		
				49	A	South Dakota	25 79	66	H	Ball St.	52 83	111	N	Kent St.	67 75		
				49	H	South Dakota	41 62	90	H	South Dakota St.	69 100	153	H	Southeast Mo. St.	48 58		
								91	A	Butler	58 85	154	N	Texas Tech	48 82		
												176	A	Eastern Mich.	40 64		
												194	A	Akron	53 64		
												196	A	North Dakota	85 91		
												205	A	Western Ill.	68 79		
												252	H	Oral Roberts	73 79		
												286	N	Monmouth	46 60		
												301	A	Omaha	58 57		
												316	H	Evansville	67 64		
												321	A	SIUE	53 57		
												338	H	UIC	61 50		
LAST 10 Division I																	
				301	A	Omaha	58 57	196	A	North Dakota	85 91						
				49	A	South Dakota	25 79	49	H	South Dakota	41 62						
				252	H	Oral Roberts	73 79	91	A	Butler	58 85						
				90	H	South Dakota St.	69 100	316	H	Evansville	67 64						
				205	A	Western Ill.	68 79	176	A	Eastern Mich.	40 64						

Non-Div I Games: Heidelberg 82 55 Purdue Northwest 73 50

Purdue Fort Wayne

Quinnipiac

Through Games Of Jan. 28, 2020

Average RPI Win:	244	WON-LOST	WINNING	LAST 10	STRENGTH OF	OPP. STRENGTH	TEAM	ADJ.	CONF.	ADJ CONF.
Average RPI Loss:	94	RECORD	PCT. RANK	GAMES	SCHEDULE	OF SCHEDULE	RPI	RPI	RPI	RPI
DIV. I ONLY	8- 9	194	7-3	132	166	183	183	24	24	
DIV. I NON-CONF.	3- 6	235	2-0	58	66	171	171	25	25	
TOTALS	RPI 1-25	RPI 26-50	W-L RECORDS	RPI 51-100	RPI 101-150	RPI 150+				
8- 9	0- 1	0- 1	OVERALL	1- 4	0- 2	7- 1				
6- 4	0- 0	0- 0	HOME	1- 1	0- 2	5- 1				
2- 5	0- 1	0- 1	AWAY	0- 3	0- 0	2- 0				
0- 0	0- 0	0- 0	NEUTRAL	0- 0	0- 0	0- 0				
3- 6	0- 1	0- 1	NON-CONFERENCE	1- 2	0- 2	2- 0				
2- 3	0- 0	0- 0	HOME	1- 1	0- 2	1- 0				
1- 3	0- 1	0- 1	AWAY	0- 1	0- 0	1- 0				
0- 0	0- 0	0- 0	NEUTRAL	0- 0	0- 0	0- 0				
5- 3	0- 0	0- 0	CONFERENCE	0- 2	0- 0	5- 1				
4- 1	0- 0	0- 0	HOME	0- 0	0- 0	4- 1				
1- 2	0- 0	0- 0	AWAY	0- 2	0- 0	1- 0				
0- 0	0- 0	0- 0	NEUTRAL	0- 0	0- 0	0- 0				

RPI 1-25				RPI 26-50				RPI 51-100				RPI 101+ Team's RPI: 183			
RPI	S	Opponent	Score	RPI	S	Opponent	Score	RPI	S	Opponent	Score	RPI	S	Opponent	Score
9	A	Maryland	52 107	41	A	Yale	59 63	56	A	UCF	58 80	142	H	Harvard	68 77
								60	H	Bucknell	76 69	149	H	George Washington	67 78
								70	H	Drexel	62 66	168	H	Rhode Island	75 63
								73	A	Marist	60 73	221	H	Manhattan	70 58
								86	A	Rider	59 75	223	H	Iona	71 75
												233	H	Fairfield	76 62
												286	H	Monmouth	60 53
												305	A	Siena	66 52
												337	H	Canisius	74 71
												345	A	Hartford	87 50
LAST 10 Division I															
233	H	Fairfield	76 62	86	A	Rider	59 75	305	A	Siena	66 52	223	H	Iona	71 75
73	A	Marist	60 73	345	A	Hartford	87 50	168	H	Rhode Island	75 63				
337	H	Canisius	74 71												
286	H	Monmouth	60 53												
221	H	Manhattan	70 58												

Non-Div I Games:

Quinnipiac

Loss, Non-Conf, S Site, H Home A Away N Neutral

Average RPI Win:	291	WON-LOST	WINNING	LAST 10	STRENGTH OF	OPP. STRENGTH	TEAM	ADJ.	CONF.	ADJ CONF.
Average RPI Loss:	149	RECORD	PCT. RANK	GAMES	SCHEDULE	OF SCHEDULE	RPI	RPI	RPI	RPI
DIV. I ONLY	8- 11	218	6-4	271	232	237	237	26	26	
DIV. I NON-CONF.	2- 7	288	0	265	45	274	274	27	27	
TOTALS	RPI 1-25	RPI 26-50	W-L RECORDS	RPI 51-100	RPI 101-150	RPI 150+				
8- 11	0- 1	0- 1	OVERALL	0- 2	0- 1	8- 6				
3- 4	0- 0	0- 0	HOME	0- 0	0- 1	3- 3				
5- 7	0- 1	0- 1	AWAY	0- 2	0- 0	5- 3				
0- 0	0- 0	0- 0	NEUTRAL	0- 0	0- 0	0- 0				
2- 7	0- 1	0- 1	NON-CONFERENCE	0- 2	0- 0	2- 3				
0- 2	0- 0	0- 0	HOME	0- 0	0- 0	0- 2				
2- 5	0- 1	0- 1	AWAY	0- 2	0- 0	2- 1				
0- 0	0- 0	0- 0	NEUTRAL	0- 0	0- 0	0- 0				
6- 4	0- 0	0- 0	CONFERENCE	0- 0	0- 1	6- 3				
3- 2	0- 0	0- 0	HOME	0- 0	0- 1	3- 1				
3- 2	0- 0	0- 0	AWAY	0- 0	0- 0	3- 2				
0- 0	0- 0	0- 0	NEUTRAL	0- 0	0- 0	0- 0				

RPI 1-25				RPI 26-50				RPI 51-100				RPI 101+ Team's RPI: 237			
RPI	S	Opponent	Score	RPI	S	Opponent	Score	RPI	S	Opponent	Score	RPI	S	Opponent	Score
25	A	Ohio St.	57 70	39	A	West Virginia	37 74	63	A	Alabama	51 85	126	H	Campbell	32 43
								85	A	Vanderbilt	46 80	180	A	Hampton	48 51
												197	H	American	55 59
												216	A	High Point	58 68
												225	H	UNC Asheville	50 63
												227	A	Gardner-Webb	84 73
												238	H	Mt. St. Mary's	58 75
												242	A	ETSU	67 43
												243	A	Morehead St.	62 73
												260	H	Winthrop	54 53
												270	A	Longwood	62 61
												296	H	Presbyterian	54 42
												340	A	USC Upstate	57 41
												341	H	Charleston So.	72 35
												349	A	South Carolina St.	60 45
LAST 10 Division I															
126	H	Campbell	32 43	225	H	UNC Asheville	50 63								
227	A	Gardner-Webb	84 73	180	A	Hampton	48 51								
340	A	USC Upstate	57 41	216	A	High Point	58 68								
260	H	Winthrop	54 53	341	H	Charleston So.	72 35								
270	A	Longwood	62 61	296	H	Presbyterian	54 42								

Non-Div I Games:

Radford

## Rhode Island

Through Games Of Jan. 28, 2020

Average RPI Win:	213	WON-LOST	WINNING	LAST 10	STRENGTH OF	OPP. STRENGTH	TEAM	ADJ.	CONF.	ADJ CONF.
Average RPI Loss:	155	RECORD	PCT. RANK	GAMES	SCHEDULE	OF SCHEDULE	RPI	RPI	RPI	RPI
DIV. I ONLY	10- 8	144	4-6	204	249	168	168	12	12	
DIV. I NON-CONF.	7- 5	131	1-3	237	333	164	164	12	12	
TOTALS	RPI 1-25	RPI 26-50	W-L RECORDS	RPI 51-100	RPI 101-150	RPI 150+				
10- 8	0- 0	0- 0	OVERALL	0- 1	4- 4	6- 3				
7- 1	0- 0	0- 0	HOME	0- 0	4- 1	3- 0				
2- 6	0- 0	0- 0	AWAY	0- 1	0- 2	2- 3				
1- 1	0- 0	0- 0	NEUTRAL	0- 0	0- 1	1- 0				
7- 5	0- 0	0- 0	NON-CONFERENCE	0- 1	2- 2	5- 2				
5- 0	0- 0	0- 0	HOME	0- 0	2- 0	3- 0				
1- 4	0- 0	0- 0	AWAY	0- 1	0- 1	1- 2				
1- 1	0- 0	0- 0	NEUTRAL	0- 0	0- 1	1- 0				
3- 3	0- 0	0- 0	CONFERENCE	0- 0	2- 2	1- 1				
2- 1	0- 0	0- 0	HOME	0- 0	2- 1	0- 0				
1- 2	0- 0	0- 0	AWAY	0- 0	0- 1	1- 1				
0- 0	0- 0	0- 0	NEUTRAL	0- 0	0- 0	0- 0				

RPI 1-25			RPI 26-50			RPI 51-100			RPI 101+			Team's RPI: 168
RPI	S	Opponent	Score	RPI	S	Opponent	Score	RPI	S	Opponent	Score	
						92 A Boston College	55 66			102 A Davidson	67 79	
										109 H VCU	54 75	
										116 H Richmond	76 70	
										119 H Holy Cross	73 58	
										131 H Robert Morris	71 59	
										134 N Providence	51 58	
										142 A Harvard	58 61	
										148 H Massachusetts	69 66	
										183 A Quinnipiac	63 75	
										184 A Saint Joseph's	49 47	
										196 A North Dakota	61 67	
										226 N Brown	89 44	
										233 H Fairfield	74 41	
										282 H Vermont	77 74	
										284 A St. Bonaventure	59 64	
										345 A Hartford	68 56	
										347 H LIU Brooklyn	79 56	
LAST 10 Division I												
284 A		St. Bonaventure	59 64	109 H		VCU	54 75					
148 H		Massachusetts	69 66	142 A		Harvard	58 61					
184 A		Saint Joseph's	49 47	183 A		Quinnipiac	63 75					
102 A		Davidson	67 79	131 H		Robert Morris	71 59					
116 H		Richmond	76 70	134 N		Providence	51 58					

Non-Div I Games:

Rhode Island

  Loss, 
  Non-Conf, 
  S Site, 
  H Home 
  A Away 
N Neutral

Average RPI Win:	232	WON-LOST	WINNING	LAST 10	STRENGTH OF	OPP. STRENGTH	TEAM	ADJ.	CONF.	ADJ CONF.
Average RPI Loss:	77	RECORD	PCT. RANK	GAMES	SCHEDULE	OF SCHEDULE	RPI	RPI	RPI	RPI
DIV. I ONLY	13- 6	67	8-2	184	128	100	100	13	13	
DIV. I NON-CONF.	5- 6	187	0-2	177	88	196	196	13	13	
TOTALS	RPI 1-25	RPI 26-50	W-L RECORDS	RPI 51-100	RPI 101-150	RPI 150+				
13- 6	0- 1	1- 2	OVERALL	0- 1	0- 1	12- 1				
8- 1	0- 1	1- 0	HOME	0- 0	0- 0	7- 0				
5- 3	0- 0	0- 1	AWAY	0- 0	0- 1	5- 1				
0- 2	0- 0	0- 1	NEUTRAL	0- 1	0- 0	0- 0				
5- 6	0- 1	0- 2	NON-CONFERENCE	0- 1	0- 1	5- 1				
4- 1	0- 1	0- 0	HOME	0- 0	0- 0	4- 0				
1- 3	0- 0	0- 1	AWAY	0- 0	0- 1	1- 1				
0- 2	0- 0	0- 1	NEUTRAL	0- 1	0- 0	0- 0				
8- 0	0- 0	1- 0	CONFERENCE	0- 0	0- 0	7- 0				
4- 0	0- 0	1- 0	HOME	0- 0	0- 0	3- 0				
4- 0	0- 0	0- 0	AWAY	0- 0	0- 0	4- 0				
0- 0	0- 0	0- 0	NEUTRAL	0- 0	0- 0	0- 0				

RPI 1-25				RPI 26-50				RPI 51-100				Team's RPI: 100	RPI 101+			
RPI	S	Opponent	Score	RPI	S	Opponent	Score	RPI	S	Opponent	Score		RPI	S	Opponent	Score
17	H	Texas A&M	61 62	26	N	Virginia Tech	45 54	55	N	Georgia Tech	52 54		108	A	Texas Southern	56 63
				28	H	Western Ky.	73 65						166	A	Fla. Atlantic	78 69
				44	A	Oklahoma St.	38 69						198	H	Southern Miss.	75 64
													199	H	Little Rock	66 40
													200	H	Northern Ariz.	71 57
													210	A	UTEP	69 61
													212	A	SMU	43 55
													246	H	Marshall	81 43
													252	H	Louisiana Tech	60 47
													294	H	Nicholls St.	71 47
													298	A	FIU	68 47
													302	A	UTSA	74 62
													306	H	Prairie View	77 55
													319	A	McNeese	81 50
LAST 10 Division I																
				302	A	UTSA	74 62					166	A	Fla. Atlantic	78 69	
				210	A	UTEP	69 61					28	H	Western Ky.	73 65	
				198	H	Southern Miss.	75 64					246	H	Marshall	81 43	
				252	H	Louisiana Tech	60 47					55	N	Georgia Tech	52 54	
				298	A	FIU	68 47					26	N	Virginia Tech	45 54	

Non-Div I Games:

Rice

Average RPI Win:	177	WON-LOST	WINNING	LAST 10	STRENGTH OF	OPP. STRENGTH	TEAM	ADJ.	CONF.	ADJ CONF.
Average RPI Loss:	124	RECORD	PCT. RANK	GAMES	SCHEDULE	OF SCHEDULE	RPI	RPI	RPI	RPI
DIV. I ONLY	9- 11	203	3-7	44	223	116	116	12	12	
DIV. I NON-CONF.	7- 7	164	1-3	36	292	85	85	12	12	
TOTALS	RPI 1-25	RPI 26-50	W-L RECORDS	RPI 51-100	RPI 101-150	RPI 150+				
9- 11	0- 0	0- 1	OVERALL	0- 4	3- 1	6- 5				
5- 2	0- 0	0- 0	HOME	0- 1	1- 0	4- 1				
4- 6	0- 0	0- 1	AWAY	0- 2	2- 1	2- 2				
0- 3	0- 0	0- 0	NEUTRAL	0- 1	0- 0	0- 2				
7- 7	0- 0	0- 1	NON-CONFERENCE	0- 3	2- 0	5- 3				
3- 1	0- 0	0- 0	HOME	0- 0	0- 0	3- 1				
4- 3	0- 0	0- 1	AWAY	0- 2	2- 0	2- 0				
0- 3	0- 0	0- 0	NEUTRAL	0- 1	0- 0	0- 2				
2- 4	0- 0	0- 0	CONFERENCE	0- 1	1- 1	1- 2				
2- 1	0- 0	0- 0	HOME	0- 1	1- 0	1- 0				
0- 3	0- 0	0- 0	AWAY	0- 0	0- 1	0- 2				
0- 0	0- 0	0- 0	NEUTRAL	0- 0	0- 0	0- 0				

RPI S	Opponent	Score	RPI S	Opponent	Score	RPI S	Opponent	Score	RPI S	Opponent	Score	Team's RPI: 116
			31 A	Old Dominion	51 73	54 N	Bradley	57 61	102 H	Davidson	69 57	
						70 A	Drexel	52 58	109 A	VCU	50 53	
						74 A	Charlotte	59 78	122 A	UNC Greensboro	70 62	
						79 H	Dayton	51 65	123 A	Coastal Caro.	79 67	
									155 H	William & Mary	76 73	
									166 H	Fla. Atlantic	57 55	
									168 A	Rhode Island	70 76	
									173 H	Furman	69 70	
									180 N	Hampton	65 69	
									182 H	Norfolk St.	77 69	
									184 A	Saint Joseph's	56 67	
									193 H	La Salle	63 61	
									220 A	Georgetown	51 49	
									238 N	Mt. St. Mary's	67 75	
									327 A	UMES	64 52	
LAST 10 Division I												
			102 H	Davidson	69 57	184 A	Saint Joseph's	56 67				
			193 H	La Salle	63 61	182 H	Norfolk St.	77 69				
			109 A	VCU	50 53	180 N	Hampton	65 69				
			79 H	Dayton	51 65	238 N	Mt. St. Mary's	67 75				
			168 A	Rhode Island	70 76	31 A	Old Dominion	51 73				

Non-Div I Games:

Richmond

Average RPI Win: <b>229</b>	WON-LOST	WINNING	LAST 10	STRENGTH OF	OPP. STRENGTH	TEAM	ADJ.	CONF.	ADJ CONF.
Average RPI Loss: <b>51</b>	RECORD	PCT. RANK	GAMES	SCHEDULE	OF SCHEDULE	RPI	RPI	RPI	RPI
DIV. I ONLY	15- 2	15	10-0	319	113	86	86	24	24
DIV. I NON-CONF.	7- 2	54	2-0	329	22	118	118	25	25
TOTALS	RPI 1-25	RPI 26-50	W-L RECORDS	RPI 51-100	RPI 101-150	RPI 150+			
15- 2	0- 1	0- 0	OVERALL	1- 1	0- 0	14- 0			
7- 0	0- 0	0- 0	HOME	0- 0	0- 0	7- 0			
7- 1	0- 1	0- 0	AWAY	1- 0	0- 0	6- 0			
1- 1	0- 0	0- 0	NEUTRAL	0- 1	0- 0	1- 0			
7- 2	0- 1	0- 0	NON-CONFERENCE	0- 1	0- 0	7- 0			
3- 0	0- 0	0- 0	HOME	0- 0	0- 0	3- 0			
3- 1	0- 1	0- 0	AWAY	0- 0	0- 0	3- 0			
1- 1	0- 0	0- 0	NEUTRAL	0- 1	0- 0	1- 0			
8- 0	0- 0	0- 0	CONFERENCE	1- 0	0- 0	7- 0			
4- 0	0- 0	0- 0	HOME	0- 0	0- 0	4- 0			
4- 0	0- 0	0- 0	AWAY	1- 0	0- 0	3- 0			
0- 0	0- 0	0- 0	NEUTRAL	0- 0	0- 0	0- 0			

RPI 1-25				RPI 26-50				RPI 51-100 Team's RPI: 86				RPI 101+			
RPI	S	Opponent	Score	RPI	S	Opponent	Score	RPI	S	Opponent	Score	RPI	S	Opponent	Score
22	A	Princeton	47 80					73	A	Marist	76 72	183	H	Quinnipiac	75 59
								80	N	North Florida	70 80	187	A	Penn St.	78 70
												193	H	La Salle	70 43
												220	A	Georgetown	65 64
												223	A	Iona	81 37
												224	H	Xavier	64 57
												228	A	Niagara	71 55
												228	H	Niagara	79 75
												233	H	Fairfield	60 52
												259	A	Delaware St.	71 69
												264	N	Lipscomb	81 76
												273	H	Wagner	77 63
												305	H	Siena	70 66
												337	A	Canisius	70 57
LAST 10 Division I															
233	H	Fairfield	60 52	183	H	Quinnipiac	75 59								
228	A	Niagara	71 55	223	A	Iona	81 37								
337	A	Canisius	70 57	228	H	Niagara	79 75								
305	H	Siena	70 66	259	A	Delaware St.	71 69								
73	A	Marist	76 72	273	H	Wagner	77 63								

Non-Div I Games:

Rider



Average RPI Win:	250	WON-LOST	WINNING	LAST 10	STRENGTH OF	OPP. STRENGTH	TEAM	ADJ.	CONF.	ADJ CONF.
Average RPI Loss:	123	RECORD	PCT. RANK	GAMES	SCHEDULE	OF SCHEDULE	RPI	RPI	RPI	RPI
DIV. I ONLY	12- 6	76	9-1	246	237	131	131	29	29	
DIV. I NON-CONF.	4- 6	212	1-1	124	160	168	168	29	29	
TOTALS	RPI 1-25	RPI 26-50	W-L RECORDS	RPI 51-100	RPI 101-150	RPI 150+				
12- 6	0- 1	0- 1	OVERALL	0- 0	0- 1	12- 3				
6- 2	0- 0	0- 0	HOME	0- 0	0- 0	6- 2				
6- 4	0- 1	0- 1	AWAY	0- 0	0- 1	6- 1				
0- 0	0- 0	0- 0	NEUTRAL	0- 0	0- 0	0- 0				
4- 6	0- 1	0- 1	NON-CONFERENCE	0- 0	0- 1	4- 3				
2- 2	0- 0	0- 0	HOME	0- 0	0- 0	2- 2				
2- 4	0- 1	0- 1	AWAY	0- 0	0- 1	2- 1				
0- 0	0- 0	0- 0	NEUTRAL	0- 0	0- 0	0- 0				
8- 0	0- 0	0- 0	CONFERENCE	0- 0	0- 0	8- 0				
4- 0	0- 0	0- 0	HOME	0- 0	0- 0	4- 0				
4- 0	0- 0	0- 0	AWAY	0- 0	0- 0	4- 0				
0- 0	0- 0	0- 0	NEUTRAL	0- 0	0- 0	0- 0				

RPI 1-25				RPI 26-50				RPI 51-100				RPI 101+ Team's RPI: 131			
RPI	S	Opponent	Score	RPI	S	Opponent	Score	RPI	S	Opponent	Score	RPI	S	Opponent	Score
23	A	TCU	61 66	45	A	James Madison	32 59					111	A	Kent St.	81 82
												160	H	Columbia	59 61
												168	A	Rhode Island	59 71
												169	A	Merrimack	68 62
												169	H	Merrimack	72 50
												182	A	Norfolk St.	69 62
												193	A	La Salle	71 68
												207	H	Youngstown St.	58 43
												224	H	Xavier	71 57
												229	H	Delaware	62 73
												266	H	Sacred Heart	73 43
												273	H	Wagner	51 47
												311	A	St. Francis Brooklyn	70 59
												311	H	St. Francis Brooklyn	69 44
												344	A	Central Conn. St.	86 56
												347	A	LIU Brooklyn	70 59
LAST 10 Division I															
311	A	St. Francis Brooklyn	70 59	273	H	Wagner	51 47								
347	A	LIU Brooklyn	70 59	169	A	Merrimack	68 62								
266	H	Sacred Heart	73 43	344	A	Central Conn. St.	86 56								
169	H	Merrimack	72 50	45	A	James Madison	32 59								
311	H	St. Francis Brooklyn	69 44	182	A	Norfolk St.	69 62								

Non-Div I Games: Pitt.-Johnstown 63 30

Robert Morris

■ Loss, 
 ■ Non-Conf, 
 ■ S Site, 
 ■ H Home 
 ■ A Away 
 N Neutral

Through Games of Jan. 10, 1910										
Average RPI Win: 157		WON-LOST	WINNING	LAST 10	STRENGTH OF	OPP. STRENGTH	TEAM	ADJ.	CONF.	ADJ CONF.
Average RPI Loss: 45		RECORD	PCT. RANK	GAMES	SCHEDULE	OF SCHEDULE	RPI	RPI	RPI	RPI
DIV. I ONLY		15- 4	37	7-3	92	42	36	36	2	2
DIV. I NON-CONF.		10- 1	19	2-0	199	86	35	35	2	2
<hr/>										
TOTALS	RPI 1-25		RPI 26-50		W-L RECORDS		RPI 51-100		RPI 101-150	RPI 150+
15- 4	0- 2		3- 1		OVERALL		2- 1		3- 0	7- 0
8- 2	0- 1		2- 0		HOME		0- 1		1- 0	5- 0
5- 2	0- 1		1- 1		AWAY		0- 0		2- 0	2- 0
2- 0	0- 0		0- 0		NEUTRAL		2- 0		0- 0	0- 0
10- 1	0- 1		1- 0		NON-CONFERENCE		2- 0		1- 0	6- 0
7- 0	0- 0		1- 0		HOME		0- 0		1- 0	5- 0
1- 1	0- 1		0- 0		AWAY		0- 0		0- 0	1- 0
2- 0	0- 0		0- 0		NEUTRAL		2- 0		0- 0	0- 0
5- 3	0- 1		2- 1		CONFERENCE		0- 1		2- 0	1- 0
1- 2	0- 1		1- 0		HOME		0- 1		0- 0	0- 0
4- 1	0- 0		1- 1		AWAY		0- 0		2- 0	1- 0
0- 0	0- 0		0- 0		NEUTRAL		0- 0		0- 0	0- 0

RPI 1-25				RPI 26-50				Team's RPI: 36	RPI 51-100				RPI 101+			
RPI	S	Opponent	Score	RPI	S	Opponent	Score		RPI	S	Opponent	Score	RPI	S	Opponent	Score
12	H	Indiana	56 66	29	A	Purdue	59 53		55	N	Georgia Tech	46 43	121	A	Wisconsin	64 61
24	A	LSU	58 64	35	H	Virginia	73 63		85	N	Vanderbilt	62 56	142	H	Harvard	74 46
				48	A	Michigan	57 71		96	H	Michigan St.	55 66	147	A	Illinois	75 51
				50	H	Nebraska	69 65						177	H	Towson	67 53
													187	A	Penn St.	62 57
													228	H	Niagara	87 37
													241	H	Southern U.	78 58
													246	H	Marshall	66 41
													263	A	South Alabama	77 56
													342	H	Coppin St.	107 33
LAST 10 Division I																
				48	A	Michigan	57 71		29	A	Purdue	59 53				
				96	H	Michigan St.	55 66		12	H	Indiana	56 66				
				187	A	Penn St.	62 57		121	A	Wisconsin	64 61				
				50	H	Nebraska	69 65		246	H	Marshall	66 41				
				147	A	Illinois	75 51		241	H	Southern U.	78 58				

Non-Div I Games:

Rutgers

■ Loss, 
■ Non-Conf, S Site, 
■ Home 
■ Away 
N Neutral

Average RPI Win:	266	WON-LOST	WINNING	LAST 10	STRENGTH OF	OPP. STRENGTH	TEAM	ADJ.	CONF.	ADJ CONF.
Average RPI Loss:	84	RECORD	PCT. RANK	GAMES	SCHEDULE	OF SCHEDULE	RPI	RPI	RPI	RPI
DIV. I ONLY	12- 3	31	9-1	339	222	140	140	23	23	
DIV. I NON-CONF.	4- 2	90	1-0	271	131	131	131	20	20	
TOTALS	RPI 1-25	RPI 26-50	W-L RECORDS	RPI 51-100	RPI 101-150	RPI 150+				
12- 3	0- 0	0- 1	OVERALL	0- 1	1- 1	11- 0				
6- 1	0- 0	0- 0	HOME	0- 1	0- 0	6- 0				
5- 2	0- 0	0- 1	AWAY	0- 0	1- 1	4- 0				
1- 0	0- 0	0- 0	NEUTRAL	0- 0	0- 0	1- 0				
4- 2	0- 0	0- 1	NON-CONFERENCE	0- 1	0- 0	4- 0				
1- 1	0- 0	0- 0	HOME	0- 1	0- 0	1- 0				
2- 1	0- 0	0- 1	AWAY	0- 0	0- 0	2- 0				
1- 0	0- 0	0- 0	NEUTRAL	0- 0	0- 0	1- 0				
8- 1	0- 0	0- 0	CONFERENCE	0- 0	1- 1	7- 0				
5- 0	0- 0	0- 0	HOME	0- 0	0- 0	5- 0				
3- 1	0- 0	0- 0	AWAY	0- 0	1- 1	2- 0				
0- 0	0- 0	0- 0	NEUTRAL	0- 0	0- 0	0- 0				

RPI	S	Opponent	Score	RPI	S	Opponent	Score	RPI	S	Opponent	Score	RPI	S	Opponent	Score	Team's RPI: 140
46	A	Oklahoma	62 75	56	H	UCF	57 63	141	A	A&M-Corpus Christi	66 44	150	A	New Orleans	50 53	
								206	H	Central Ark.	102 41	214	A	Tulsa	67 63	
								217	A	Lamar University	54 53	234	H	Southeastern La.	77 51	
								269	N	UC Santa Barbara	67 56	288	A	Nevada	80 65	
								310	H	Incarinate Word	67 45	318	H	Alcorn	67 62	
								319	H	McNeese	82 51	329	A	Houston Baptist	59 42	
								343	H	Northwestern St.	89 40					
LAST 10 Division I																
217	A	Lamar University	54 53	150	A	New Orleans	50 53	234	H	Southeastern La.	77 51	319	H	McNeese	82 51	
343	H	Northwestern St.	89 40	206	H	Central Ark.	102 41	329	A	Houston Baptist	59 42	288	A	Nevada	80 65	
310	H	Incarinate Word	67 45	141	A	A&M-Corpus Christi	66 44									

Non-Div I Games: LSU-Shreveport 75 32 Our Lady of the Lak87 75 Cent. Christian (KS104 46

SFA

Loss, Non-Conf, S Site, H Home A Away N Neutral

SIUE										
Average RPI Win:	321	WON-LOST	WINNING	LAST 10	STRENGTH OF	OPP. STRENGTH	TEAM	ADJ.	CONF.	ADJ CONF.
Average RPI Loss:	157	RECORD	PCT. RANK	GAMES	SCHEDULE	OF SCHEDULE	RPI	RPI	RPI	RPI
DIV. I ONLY	3- 15	322	1-9	254	193	321	321	18	18	
DIV. I NON-CONF.	2- 8	295	0-2	250	117	320	320	24	24	
-----										
TOTALS	RPI 1-25	RPI 26-50	W-L RECORDS	RPI 51-100	RPI 101-150	RPI 150+				
3- 15	0- 0	0- 1	OVERALL	0- 5	0- 3	3- 6				
2- 7	0- 0	0- 0	HOME	0- 3	0- 2	2- 2				
1- 7	0- 0	0- 1	AWAY	0- 2	0- 1	1- 3				
0- 1	0- 0	0- 0	NEUTRAL	0- 0	0- 0	0- 1				
2- 8	0- 0	0- 1	NON-CONFERENCE	0- 3	0- 2	2- 2				
2- 3	0- 0	0- 0	HOME	0- 2	0- 1	2- 0				
0- 4	0- 0	0- 1	AWAY	0- 1	0- 1	0- 1				
0- 1	0- 0	0- 0	NEUTRAL	0- 0	0- 0	0- 1				
1- 7	0- 0	0- 0	CONFERENCE	0- 2	0- 1	1- 4				
0- 4	0- 0	0- 0	HOME	0- 1	0- 1	0- 2				
1- 3	0- 0	0- 0	AWAY	0- 1	0- 0	1- 2				
0- 0	0- 0	0- 0	NEUTRAL	0- 0	0- 0	0- 0				

RPI 1-25				RPI 26-50				RPI 51-100				RPI 101+				Team's RPI: 321	
RPI	S	Opponent	Score	RPI	S	Opponent	Score	RPI	S	Opponent	Score	RPI	S	Opponent	Score		
				50	A	Nebraska	49 63	67	A	Belmont	48 69	103	H	Loyola Chicago	50 63		
								87	H	UT Martin	39 79	139	H	Tennessee Tech	50 65		
								93	H	Southern Ill.	67 103	145	A	Missouri	51 68		
								95	A	Illinois St.	53 74	153	H	Southeast Mo. St.	56 66		
								99	H	Saint Louis	35 68	170	N	North Ala.	67 85		
												243	A	Morehead St.	69 75		
												277	A	Eastern Ky.	46 49		
												307	H	Purdue Fort Wayne	57 53		
												309	H	Jacksonville St.	44 53		
												316	H	Evansville	85 74		
												323	A	Georgia St.	73 74		
												339	A	Tennessee St.	76 63		
LAST 10 Division I																	
				87	H	UT Martin	39 79	243	A	Morehead St.	69 75						
				153	H	Southeast Mo. St.	56 66	339	A	Tennessee St.	76 63						
				309	H	Jacksonville St.	44 53	67	A	Belmont	48 69						
				139	H	Tennessee Tech	50 65	323	A	Georgia St.	73 74						
				277	A	Eastern Ky.	46 49	170	N	North Ala.	67 85						

Non-Div I Games: Quincy

65 70

SIUE

■ Loss, 
 ■ Non-Conf, 
 ■ S Site, 
 ■ H Home 
 ■ A Away 
 N Neutral



Average RPI Win:	235	WON-LOST	WINNING	LAST 10	STRENGTH OF	OPP. STRENGTH	TEAM	ADJ.	CONF.	ADJ CONF.
Average RPI Loss:	209	RECORD	PCT. RANK	GAMES	SCHEDULE	OF SCHEDULE	RPI	RPI	RPI	RPI
DIV. I ONLY	3- 13	316	3-7	296	283	322	322	20	20	
DIV. I NON-CONF.	0- 7	338	0-1	321	283	349	349	17	17	
TOTALS	RPI 1-25	RPI 26-50	W-L RECORDS	RPI 51-100	RPI 101-150	RPI 150+				
3- 13	0- 1	0- 0	OVERALL	0- 0	0- 2	3- 10				
1- 5	0- 1	0- 0	HOME	0- 0	0- 1	1- 3				
2- 8	0- 0	0- 0	AWAY	0- 0	0- 1	2- 7				
0- 0	0- 0	0- 0	NEUTRAL	0- 0	0- 0	0- 0				
0- 7	0- 1	0- 0	NON-CONFERENCE	0- 0	0- 1	0- 5				
0- 1	0- 1	0- 0	HOME	0- 0	0- 0	0- 0				
0- 6	0- 0	0- 0	AWAY	0- 0	0- 1	0- 5				
0- 0	0- 0	0- 0	NEUTRAL	0- 0	0- 0	0- 0				
3- 6	0- 0	0- 0	CONFERENCE	0- 0	0- 1	3- 5				
1- 4	0- 0	0- 0	HOME	0- 0	0- 1	1- 3				
2- 2	0- 0	0- 0	AWAY	0- 0	0- 0	2- 2				
0- 0	0- 0	0- 0	NEUTRAL	0- 0	0- 0	0- 0				

RPI 1-25				RPI 26-50				RPI 51-100				RPI 101+ Team's RPI: 322			
RPI	S	Opponent	Score	RPI	S	Opponent	Score	RPI	S	Opponent	Score	RPI	S	Opponent	Score
25	H	Ohio St.	74 104									118	H	Montana St.	48 85
												138	A	San Jose St.	67 73
												186	A	Portland St.	73 70
												191	A	UC Davis	75 77
												192	H	Montana	60 64
												200	A	Northern Ariz.	107 114
												200	H	Northern Ariz.	65 85
												209	H	Northern Colo.	63 73
												218	H	Southern Utah	87 82
												232	A	San Francisco	82 87
												256	A	Idaho St.	62 80
												288	A	Nevada	72 83
												300	A	Weber St.	91 67
												331	A	Seattle U	84 88
												335	A	Cal Poly	43 62
LAST 10 Division I															
200	H	Northern Ariz.	65 85	200	A	Northern Ariz.	107 114								
186	A	Portland St.	73 70	256	A	Idaho St.	62 80								
218	H	Southern Utah	87 82	192	H	Montana	60 64								
209	H	Northern Colo.	63 73	118	H	Montana St.	48 85								
300	A	Weber St.	91 67	25	H	Ohio St.	74 104								

Non-Div I Games: Cal Maritime 86 55 Pacific Union 94 35

Sacramento St.

Loss, Non-Conf, S Site, H Home A Away N Neutral

## Sacred Heart

Through Games Of Jan. 28, 2020

Average RPI Win:	297	WON-LOST	WINNING	LAST 10	STRENGTH OF	OPP. STRENGTH	TEAM	ADJ.	CONF.	ADJ CONF.
Average RPI Loss:	161	RECORD	PCT. RANK	GAMES	SCHEDULE	OF SCHEDULE	RPI	RPI	RPI	RPI
DIV. I ONLY	7- 11	236	5-5	286	274	266	266	29	29	
DIV. I NON-CONF.	2- 8	295	0-2	212	137	296	296	29	29	
TOTALS	RPI 1-25	RPI 26-50	W-L RECORDS	RPI 51-100	RPI 101-150	RPI 150+				
7- 11	0- 0	0- 2	OVERALL	0- 2	0- 2	7- 5				
4- 1	0- 0	0- 0	HOME	0- 0	0- 1	4- 0				
2- 9	0- 0	0- 1	AWAY	0- 2	0- 1	2- 5				
1- 1	0- 0	0- 1	NEUTRAL	0- 0	0- 0	1- 0				
2- 8	0- 0	0- 2	NON-CONFERENCE	0- 2	0- 1	2- 3				
1- 1	0- 0	0- 0	HOME	0- 0	0- 1	1- 0				
0- 6	0- 0	0- 1	AWAY	0- 2	0- 0	0- 3				
1- 1	0- 0	0- 1	NEUTRAL	0- 0	0- 0	1- 0				
5- 3	0- 0	0- 0	CONFERENCE	0- 0	0- 1	5- 2				
3- 0	0- 0	0- 0	HOME	0- 0	0- 0	3- 0				
2- 3	0- 0	0- 0	AWAY	0- 0	0- 1	2- 2				
0- 0	0- 0	0- 0	NEUTRAL	0- 0	0- 0	0- 0				

RPI S	Opponent	Score	RPI S	Opponent	Score	RPI S	Opponent	Score	RPI S	Opponent	Score	Team's RPI: 266
41	A Yale	40 87	76	A Seton Hall	69 95	119	H Holy Cross	52 65				
50	N Nebraska	49 72	94	A Stony Brook	50 54	131	A Robert Morris	43 73				
						169	H Merrimack	63 60				
						184	A Saint Joseph's	44 71				
						187	A Penn St.	65 88				
						248	A Saint Francis (PA)	58 60				
						273	A Wagner	79 65				
						304	H Hofstra	71 44				
						305	A Siena	57 68				
						312	N Detroit Mercy	66 60				
						332	A Fairleigh Dickinson	60 65				
						332	H Fairleigh Dickinson	68 53				
						344	A Central Conn. St.	54 52				
						344	H Central Conn. St.	66 58				
LAST 10 Division I												
344	A Central Conn. St.	54 52	344	H Central Conn. St.	66 58							
332	H Fairleigh Dickinson	68 53	273	A Wagner	79 65							
131	A Robert Morris	43 73	169	H Merrimack	63 60							
248	A Saint Francis (PA)	58 60	187	A Penn St.	65 88							
332	A Fairleigh Dickinson	60 65	41	A Yale	40 87							

Non-Div I Games: Bridgeport 77 63

Sacred Heart

Loss, Non-Conf, S Site, H Home A Away N Neutral

Average RPI Win:	295	WON-LOST	WINNING	LAST 10	STRENGTH OF	OPP. STRENGTH	TEAM	ADJ.	CONF.	ADJ CONF.
Average RPI Loss:	146	RECORD	PCT. RANK	GAMES	SCHEDULE	OF SCHEDULE	RPI	RPI	RPI	RPI
DIV. I ONLY	8- 12	231	6-4	255	255	248	248	29	29	
DIV. I NON-CONF.	2- 9	304	0-1	62	120	212	212	29	29	
TOTALS	RPI 1-25	RPI 26-50	W-L RECORDS	RPI 51-100	RPI 101-150	RPI 150+				
8- 12	0- 0	0- 3	OVERALL	0- 2	0- 2	8- 5				
3- 4	0- 0	0- 0	HOME	0- 1	0- 1	3- 2				
4- 7	0- 0	0- 2	AWAY	0- 1	0- 1	4- 3				
1- 1	0- 0	0- 1	NEUTRAL	0- 0	0- 0	1- 0				
2- 9	0- 0	0- 3	NON-CONFERENCE	0- 2	0- 2	2- 2				
0- 3	0- 0	0- 0	HOME	0- 1	0- 1	0- 1				
1- 5	0- 0	0- 2	AWAY	0- 1	0- 1	1- 1				
1- 1	0- 0	0- 1	NEUTRAL	0- 0	0- 0	1- 0				
6- 3	0- 0	0- 0	CONFERENCE	0- 0	0- 0	6- 3				
3- 1	0- 0	0- 0	HOME	0- 0	0- 0	3- 1				
3- 2	0- 0	0- 0	AWAY	0- 0	0- 0	3- 2				
0- 0	0- 0	0- 0	NEUTRAL	0- 0	0- 0	0- 0				

RPI	S	Opponent	Score	RPI	S	Opponent	Score	RPI	S	Opponent	Score	RPI	S	Opponent	Score	Team's RPI: 248
26	A	Virginia Tech	41 105	60	H	Bucknell	46 70	107	A	Duquesne	69 72					
32	N	FGCU	64 97	78	A	South Fla.	23 62	112	H	Liberty	52 71					
39	A	West Virginia	45 74					169	H	Merrimack	56 71					
								207	H	Youngstown St.	46 56					
								243	A	Morehead St.	54 65					
								257	N	Stetson	78 73					
								266	H	Sacred Heart	60 58					
								273	H	Wagner	51 50					
								282	A	Vermont	73 69					
								311	A	St. Francis Brooklyn	67 59					
								311	H	St. Francis Brooklyn	82 72					
								314	A	Bryant	63 60					
								332	A	Fairleigh Dickinson	47 56					
								344	A	Central Conn. St.	64 52					
								347	A	LIU Brooklyn	53 71					
LAST 10 Division I																
347	A	LIU Brooklyn	53 71	311	H	St. Francis Brooklyn	82 72									
311	A	St. Francis Brooklyn	67 59	332	A	Fairleigh Dickinson	47 56									
169	H	Merrimack	56 71	344	A	Central Conn. St.	64 52									
266	H	Sacred Heart	60 58	314	A	Bryant	63 60									
273	H	Wagner	51 50	60	H	Bucknell	46 70									

Non-Div I Games:

Saint Francis (PA)

■ Loss, 
 ■ Non-Conf, 
 ■ S Site, 
 ■ H Home 
 ■ A Away 
 N Neutral



Average RPI Win: 187		WON-LOST	WINNING	LAST 10	STRENGTH OF	OPP. STRENGTH	TEAM	ADJ.	CONF.	ADJ CONF.
Average RPI Loss: 126		RECORD	PCT. RANK	GAMES	SCHEDULE	OF SCHEDULE	RPI	RPI	RPI	RPI
DIV. I ONLY		8- 11	218	4-6	105	143	184	184	12	12
DIV. I NON-CONF.		6- 6	164	2-1	92	180	146	146	12	12
TOTALS	RPI 1-25		RPI 26-50		W-L RECORDS		RPI 51-100		RPI 101-150	RPI 150+
8- 11	0- 0		0- 0		OVERALL		1- 3		2- 5	5- 3
5- 4	0- 0		0- 0		HOME		1- 1		1- 2	3- 1
2- 5	0- 0		0- 0		AWAY		0- 1		0- 3	2- 1
1- 2	0- 0		0- 0		NEUTRAL		0- 1		1- 0	0- 1
6- 6	0- 0		0- 0		NON-CONFERENCE		1- 3		1- 2	4- 1
4- 2	0- 0		0- 0		HOME		1- 1		0- 1	3- 0
1- 2	0- 0		0- 0		AWAY		0- 1		0- 1	1- 0
1- 2	0- 0		0- 0		NEUTRAL		0- 1		1- 0	0- 1
2- 5	0- 0		0- 0		CONFERENCE		0- 0		1- 3	1- 2
1- 2	0- 0		0- 0		HOME		0- 0		1- 1	0- 1
1- 3	0- 0		0- 0		AWAY		0- 0		0- 2	1- 1
0- 0	0- 0		0- 0		NEUTRAL		0- 0		0- 0	0- 0

RPI 1-25				RPI 26-50				RPI 51-100				RPI 101+				Team's RPI: 184	
RPI	S	Opponent	Score	RPI	S	Opponent	Score	RPI	S	Opponent	Score	RPI	S	Opponent	Score		
								57	H	Temple	67 63	107	H	Duquesne	51 58		
								70	H	Drexel	52 62	109	A	VCU	40 47		
								76	N	Seton Hall	39 55	116	H	Richmond	67 56		
								89	A	Villanova	44 60	120	H	Penn	45 55		
												137	A	Auburn	62 66		
												142	N	Harvard	63 39		
												148	A	Massachusetts	43 61		
												160	A	Columbia	71 57		
												168	H	Rhode Island	47 49		
												173	N	Furman	48 63		
												193	A	La Salle	59 67		
												197	H	American	72 51		
												266	H	Sacred Heart	71 44		
												276	H	Navy	49 40		
												284	A	St. Bonaventure	61 60		
LAST 10 Division I																	
				193	A	La Salle	59 67	109	A	VCU	40 47						
				284	A	St. Bonaventure	61 60	116	H	Richmond	67 56						
				107	H	Duquesne	51 58	276	H	Navy	49 40						
				168	H	Rhode Island	47 49	173	N	Furman	48 63						
				148	A	Massachusetts	43 61	142	N	Harvard	63 39						

Non-Div I Games:

Saint Joseph's

Loss, Non-Conf, S Site, H Home A Away N Neutral

## Saint Louis

Through Games Of Jan. 28, 2020

Average RPI Win:	176	WON-LOST	WINNING	LAST 10	STRENGTH OF	OPP. STRENGTH	TEAM	ADJ.	CONF.	ADJ CONF.
Average RPI Loss:	92	RECORD	PCT. RANK	GAMES	SCHEDULE	OF SCHEDULE	RPI	RPI	RPI	RPI
DIV. I ONLY	11- 9	149	4-6	70	122	99	99	12	12	
DIV. I NON-CONF.	8- 5	117	1-2	67	110	63	63	12	12	
TOTALS	RPI 1-25	RPI 26-50	W-L RECORDS	RPI 51-100	RPI 101-150	RPI 150+				
11- 9	0- 1	0- 0	OVERALL	3- 4	2- 4	6- 0				
6- 4	0- 1	0- 0	HOME	3- 1	1- 2	2- 0				
5- 5	0- 0	0- 0	AWAY	0- 3	1- 2	4- 0				
0- 0	0- 0	0- 0	NEUTRAL	0- 0	0- 0	0- 0				
8- 5	0- 1	0- 0	NON-CONFERENCE	3- 3	1- 1	4- 0				
4- 2	0- 1	0- 0	HOME	3- 1	0- 0	1- 0				
4- 3	0- 0	0- 0	AWAY	0- 2	1- 1	3- 0				
0- 0	0- 0	0- 0	NEUTRAL	0- 0	0- 0	0- 0				
3- 4	0- 0	0- 0	CONFERENCE	0- 1	1- 3	2- 0				
2- 2	0- 0	0- 0	HOME	0- 0	1- 2	1- 0				
1- 2	0- 0	0- 0	AWAY	0- 1	0- 1	1- 0				
0- 0	0- 0	0- 0	NEUTRAL	0- 0	0- 0	0- 0				

RPI 1-25				RPI 26-50				RPI 51-100 Team's RPI: 99				RPI 101+			
RPI	S	Opponent	Score	RPI	S	Opponent	Score	RPI	S	Opponent	Score	RPI	S	Opponent	Score
22	H	Princeton	50 66					79	A	Dayton	47 48	102	H	Davidson	58 65
								82	H	Kansas	60 68	104	A	Cincinnati	60 50
								85	A	Vanderbilt	50 62	107	H	Duquesne	53 50
								87	H	UT Martin	56 50	109	H	VCU	52 65
								88	H	Colgate	61 51	115	A	Fordham	54 66
								93	A	Southern Ill.	53 61	145	A	Missouri	58 83
								95	H	Illinois St.	61 56	153	H	Southeast Mo. St.	76 61
												193	A	La Salle	77 61
												231	A	Northern Ky.	67 42
												271	A	Indiana St.	55 53
												284	H	St. Bonaventure	72 51
												321	A	SIUE	68 35
LAST 10 Division I															
107	H	Duquesne	53 50	193	A	La Salle	77 61								
115	A	Fordham	54 66	102	H	Davidson	58 65								
79	A	Dayton	47 48	271	A	Indiana St.	55 53								
284	H	St. Bonaventure	72 51	82	H	Kansas	60 68								
109	H	VCU	52 65	22	H	Princeton	50 66								

Non-Div I Games:

Saint Louis

■ Loss, 
 ■ Non-Conf, 
 ■ S Site, 
 ■ H Home 
 ■ A Away 
 N Neutral

## Saint Mary's (CA)

Through Games Of Jan. 28, 2020

Average RPI Win:	222	WON-LOST	WINNING	LAST 10	STRENGTH OF	OPP. STRENGTH	TEAM	ADJ.	CONF.	ADJ CONF.
Average RPI Loss:	106	RECORD	PCT. RANK	GAMES	SCHEDULE	OF SCHEDULE	RPI	RPI	RPI	RPI
DIV. I ONLY	9- 11	203	5-5	111	117	175	175	11	11	
DIV. I NON-CONF.	5- 6	187	1-0	119	158	187	187	11	11	
TOTALS	RPI 1-25	RPI 26-50	W-L RECORDS	RPI 51-100	RPI 101-150	RPI 150+				
9- 11	0- 2	1- 1	OVERALL	0- 3	0- 3	8- 2				
6- 5	0- 1	1- 1	HOME	0- 1	0- 2	5- 0				
2- 6	0- 1	0- 0	AWAY	0- 2	0- 1	2- 2				
1- 0	0- 0	0- 0	NEUTRAL	0- 0	0- 0	1- 0				
5- 6	0- 1	1- 1	NON-CONFERENCE	0- 2	0- 0	4- 2				
4- 2	0- 1	1- 1	HOME	0- 0	0- 0	3- 0				
0- 4	0- 0	0- 0	AWAY	0- 2	0- 0	0- 2				
1- 0	0- 0	0- 0	NEUTRAL	0- 0	0- 0	1- 0				
4- 5	0- 1	0- 0	CONFERENCE	0- 1	0- 3	4- 0				
2- 3	0- 0	0- 0	HOME	0- 1	0- 2	2- 0				
2- 2	0- 1	0- 0	AWAY	0- 0	0- 1	2- 0				
0- 0	0- 0	0- 0	NEUTRAL	0- 0	0- 0	0- 0				

RPI 1-25				RPI 26-50				RPI 51-100				RPI 101+ Team's RPI: 175			
RPI	S	Opponent	Score	RPI	S	Opponent	Score	RPI	S	Opponent	Score	RPI	S	Opponent	Score
10	A	Gonzaga	49 74	28	H	Western Ky.	80 73	56	A	UCF	58 67	105	H	Pacific	66 68
18	H	NC State	70 87	37	H	Marquette	63 77	81	H	BYU	55 65	124	A	Portland	65 78
								82	A	Kansas	81 86	146	H	San Diego	54 72
												167	A	Santa Clara	95 87
												191	H	UC Davis	83 74
												215	A	Wyoming	67 69
												232	A	San Francisco	86 79
												247	H	LMU (CA)	86 70
												249	H	Pepperdine	85 78
												269	H	UC Santa Barbara	64 43
												284	N	St. Bonaventure	72 57
												288	A	Nevada	72 78
												335	H	Cal Poly	84 67
LAST 10 Division I															
105	H	Pacific	66 68	247	H	LMU (CA)	86 70								
81	H	BYU	55 65	249	H	Pepperdine	85 78								
146	H	San Diego	54 72	167	A	Santa Clara	95 87								
124	A	Portland	65 78	232	A	San Francisco	86 79								
10	A	Gonzaga	49 74	284	N	St. Bonaventure	72 57								

Non-Div I Games:

Saint Mary's (CA)

Loss, 
Non-Conf, S Site, H Home
A Away 
N Neutral

## Saint Peter's

Through Games Of Jan. 28, 2020

Average RPI Win:	318	WON-LOST	WINNING	LAST 10	STRENGTH OF	OPP. STRENGTH	TEAM	ADJ.	CONF.	ADJ CONF.
Average RPI Loss:	235	RECORD	PCT. RANK	GAMES	SCHEDULE	OF SCHEDULE	RPI	RPI	RPI	RPI
DIV. I ONLY	5- 12	280	2-8	349	329	334	334	24	24	
DIV. I NON-CONF.	3- 6	235	0-2	347	344	334	334	25	25	
TOTALS	RPI 1-25	RPI 26-50	W-L RECORDS	RPI 51-100	RPI 101-150	RPI 150+				
5- 12	0- 0	0- 0	OVERALL	0- 1	0- 1	5- 10				
2- 4	0- 0	0- 0	HOME	0- 0	0- 1	2- 3				
3- 8	0- 0	0- 0	AWAY	0- 1	0- 0	3- 7				
0- 0	0- 0	0- 0	NEUTRAL	0- 0	0- 0	0- 0				
3- 6	0- 0	0- 0	NON-CONFERENCE	0- 0	0- 1	3- 5				
1- 2	0- 0	0- 0	HOME	0- 0	0- 1	1- 1				
2- 4	0- 0	0- 0	AWAY	0- 0	0- 0	2- 4				
0- 0	0- 0	0- 0	NEUTRAL	0- 0	0- 0	0- 0				
2- 6	0- 0	0- 0	CONFERENCE	0- 1	0- 0	2- 5				
1- 2	0- 0	0- 0	HOME	0- 0	0- 0	1- 2				
1- 4	0- 0	0- 0	AWAY	0- 1	0- 0	1- 3				
0- 0	0- 0	0- 0	NEUTRAL	0- 0	0- 0	0- 0				

RPI 1-25				RPI 26-50				RPI 51-100				RPI 101+				Team's RPI: 334	
RPI	S	Opponent	Score	RPI	S	Opponent	Score	RPI	S	Opponent	Score	RPI	S	Opponent	Score		
								73	A	Marist	76	96	117	H	Lehigh	71	80
													221	H	Manhattan	52	85
													223	A	Iona	59	69
													228	A	Niagara	89	97
													233	A	Fairfield	48	67
													240	A	Howard	80	92
													259	A	Delaware St.	66	89
													261	H	Morgan St.	78	77
													273	A	Wagner	89	90
													286	H	Monmouth	67	81
													305	H	Siena	87	83
													330	A	NJIT	73	76
													332	H	Fairleigh Dickinson	71	77
													337	A	Canisius	86	68
													342	A	Coppin St.	82	57
													347	A	LIU Brooklyn	89	74
LAST 10 Division I																	
				337	A	Canisius	86	68		221	H	Manhattan	52		85		
				228	A	Niagara	89	97		305	H	Siena	87		83		
				223	A	Iona	59	69		73	A	Marist	76		96		
				286	H	Monmouth	67	81		117	H	Lehigh	71		80		
				233	A	Fairfield	48	67		332	H	Fairleigh Dickinson	71		77		

Non-Div I Games:

Saint Peter's

Loss, 
 Non-Conf, 
 S Site, 
 H Home 
 A Away 
 N Neutral

Sam Houston St.

Through Games Of Jan. 28, 2020

Average RPI Win:	252	WON-LOST	WINNING	LAST 10	STRENGTH OF	OPP. STRENGTH	TEAM	ADJ.	CONF.	ADJ CONF.
Average RPI Loss:	162	RECORD	PCT. RANK	GAMES	SCHEDULE	OF SCHEDULE	RPI	RPI	RPI	RPI
DIV. I ONLY	10- 5	76	8-2	330	208	163	163	23	23	
DIV. I NON-CONF.	2- 4	235	0-1	261	170	232	232	20	20	
TOTALS	RPI 1-25	RPI 26-50	W-L RECORDS	RPI 51-100	RPI 101-150	RPI 150+				
10- 5	0- 0	0- 1	OVERALL	0- 1	2- 0	8- 3				
4- 1	0- 0	0- 0	HOME	0- 1	1- 0	3- 0				
6- 4	0- 0	0- 1	AWAY	0- 0	1- 0	5- 3				
0- 0	0- 0	0- 0	NEUTRAL	0- 0	0- 0	0- 0				
2- 4	0- 0	0- 1	NON-CONFERENCE	0- 0	1- 0	1- 3				
1- 0	0- 0	0- 0	HOME	0- 0	1- 0	0- 0				
1- 4	0- 0	0- 1	AWAY	0- 0	0- 0	1- 3				
0- 0	0- 0	0- 0	NEUTRAL	0- 0	0- 0	0- 0				
8- 1	0- 0	0- 0	CONFERENCE	0- 1	1- 0	7- 0				
3- 1	0- 0	0- 0	HOME	0- 1	0- 0	3- 0				
5- 0	0- 0	0- 0	AWAY	0- 0	1- 0	4- 0				
0- 0	0- 0	0- 0	NEUTRAL	0- 0	0- 0	0- 0				

RPI 1-25				RPI 26-50				RPI 51-100				RPI 101+				Team's RPI: 163	
RPI	S	Opponent	Score	RPI	S	Opponent	Score	RPI	S	Opponent	Score	RPI	S	Opponent	Score		
				46	A	Oklahoma	71 95	84	H	Abilene Christian	73 81	130	H	Louisiana	77 73		
												150	A	New Orleans	78 46		
												154	A	Texas Tech	57 99		
												206	A	Central Ark.	72 54		
												217	H	Lamar University	68 47		
												234	A	Southeastern La.	84 69		
												252	A	Oral Roberts	41 64		
												275	A	Ole Miss	69 75		
												294	H	Nicholls St.	87 71		
												302	A	UTSA	81 77		
												319	H	McNeese	92 59		
												329	A	Houston Baptist	97 69		
												343	A	Northwestern St.	79 69		
LAST 10 Division I																	
				84	H	Abilene Christian	73 81	294	H	Nicholls St.	87 71						
				329	A	Houston Baptist	97 69	319	H	McNeese	92 59						
				217	H	Lamar University	68 47	150	A	New Orleans	78 46						
				206	A	Central Ark.	72 54	343	A	Northwestern St.	79 69						
				234	A	Southeastern La.	84 69	46	A	Oklahoma	71 95						

Non-Div I Games: Jarvis Christian 114 46 Howard Payne 91 49 Wiley 102 52

Sam Houston St.

Loss, Non-Conf, S Site, H Home A Away N Neutral

Average RPI Win:	264	WON-LOST	WINNING	LAST 10	STRENGTH OF	OPP. STRENGTH	TEAM	ADJ.	CONF.	ADJ CONF.
Average RPI Loss:	99	RECORD	PCT. RANK	GAMES	SCHEDULE	OF SCHEDULE	RPI	RPI	RPI	RPI
DIV. I ONLY	8- 11	218	6-4	122	199	161	161	25	25	
DIV. I NON-CONF.	4- 10	259	2-3	56	206	149	149	22	22	
TOTALS	RPI 1-25	RPI 26-50	W-L RECORDS	RPI 51-100	RPI 101-150	RPI 150+				
8- 11	0- 2	0- 1	OVERALL	0- 2	0- 4	8- 2				
3- 3	0- 0	0- 1	HOME	0- 1	0- 1	3- 0				
4- 8	0- 2	0- 0	AWAY	0- 1	0- 3	4- 2				
1- 0	0- 0	0- 0	NEUTRAL	0- 0	0- 0	1- 0				
4- 10	0- 2	0- 1	NON-CONFERENCE	0- 2	0- 4	4- 1				
0- 3	0- 0	0- 1	HOME	0- 1	0- 1	0- 0				
3- 7	0- 2	0- 0	AWAY	0- 1	0- 3	3- 1				
1- 0	0- 0	0- 0	NEUTRAL	0- 0	0- 0	1- 0				
4- 1	0- 0	0- 0	CONFERENCE	0- 0	0- 0	4- 1				
3- 0	0- 0	0- 0	HOME	0- 0	0- 0	3- 0				
1- 1	0- 0	0- 0	AWAY	0- 0	0- 0	1- 1				
0- 0	0- 0	0- 0	NEUTRAL	0- 0	0- 0	0- 0				

RPI 1-25				RPI 26-50				RPI 51-100				RPI 101+ Team's RPI: 161			
RPI	S	Opponent	Score	RPI	S	Opponent	Score	RPI	S	Opponent	Score	RPI	S	Opponent	Score
16	A	Florida St.	59 88	28	H	Western Ky.	84 88	65	H	Troy	65 74	113	A	UAB	69 76
20	A	Kentucky	49 79					87	A	UT Martin	75 80	115	A	Fordham	37 68
												128	A	Florida	48 84
												139	H	Tennessee Tech	57 72
												170	A	North Ala.	79 63
												173	A	Furman	69 77
												208	A	Kennesaw St.	55 60
												222	A	Murray St.	84 56
												235	H	Chattanooga	60 46
												242	H	ETSU	68 34
												285	A	Wofford	74 58
												304	N	Hofstra	65 45
												324	H	Mercer	72 64
												328	A	Alabama St.	83 48
LAST 10 Division I															
242	H	ETSU	68 34	304	N	Hofstra	65 45								
235	H	Chattanooga	60 46	115	A	Fordham	37 68								
324	H	Mercer	72 64	222	A	Murray St.	84 56								
173	A	Furman	69 77	28	H	Western Ky.	84 88								
285	A	Wofford	74 58	20	A	Kentucky	49 79								

Non-Div I Games: Montevallo 81 60

Samford

Loss, Non-Conf, S Site, H Home A Away N Neutral

## San Diego

Through Games Of Jan. 28, 2020

Average RPI Win:	213	WON-LOST	WINNING	LAST 10	STRENGTH OF	OPP. STRENGTH	TEAM	ADJ.	CONF.	ADJ CONF.
Average RPI Loss:	134	RECORD	PCT. RANK	GAMES	SCHEDULE	OF SCHEDULE	RPI	RPI	RPI	RPI
DIV. I ONLY	11- 8	131	7-3	150	183	146	146	11	11	
DIV. I NON-CONF.	5- 5	164	1-0	183	323	219	219	11	11	
TOTALS	RPI 1-25	RPI 26-50	W-L RECORDS	RPI 51-100	RPI 101-150	RPI 150+				
11- 8	0- 1	0- 0	OVERALL	0- 2	2- 2	9- 3				
6- 5	0- 1	0- 0	HOME	0- 1	1- 1	5- 2				
5- 3	0- 0	0- 0	AWAY	0- 1	1- 1	4- 1				
0- 0	0- 0	0- 0	NEUTRAL	0- 0	0- 0	0- 0				
5- 5	0- 0	0- 0	NON-CONFERENCE	0- 1	0- 2	5- 2				
3- 4	0- 0	0- 0	HOME	0- 1	0- 1	3- 2				
2- 1	0- 0	0- 0	AWAY	0- 0	0- 1	2- 0				
0- 0	0- 0	0- 0	NEUTRAL	0- 0	0- 0	0- 0				
6- 3	0- 1	0- 0	CONFERENCE	0- 1	2- 0	4- 1				
3- 1	0- 1	0- 0	HOME	0- 0	1- 0	2- 0				
3- 2	0- 0	0- 0	AWAY	0- 1	1- 0	2- 1				
0- 0	0- 0	0- 0	NEUTRAL	0- 0	0- 0	0- 0				

RPI 1-25				RPI 26-50				RPI 51-100				RPI 101+ Team's RPI: 146			
RPI	S	Opponent	Score	RPI	S	Opponent	Score	RPI	S	Opponent	Score	RPI	S	Opponent	Score
10	H	Gonzaga	42 57					81	A	BYU	36 52	105	A	Pacific	66 64
								97	H	Idaho	32 65	106	H	Washington	47 65
												124	H	Portland	74 55
												138	A	San Jose St.	82 88
												154	H	Texas Tech	60 64
												167	H	Santa Clara	50 47
												175	A	Saint Mary's (CA)	72 54
												177	H	Towson	81 67
												232	H	San Francisco	54 50
												239	H	Cal St. Fullerton	67 72
												247	A	LMU (CA)	67 59
												249	A	Pepperdine	57 73
												250	H	CSUN	59 40
												267	A	San Diego St.	70 47
												286	H	Monmouth	57 49
												315	A	Air Force	70 59
LAST 10 Division I															
232	H	San Francisco	54 50	10	H	Gonzaga	42 57	124	H	Portland	74 55	247	A	LMU (CA)	67 59
167	H	Santa Clara	50 47	249	A	Pepperdine	57 73	250	H	CSUN	59 40				
105	A	Pacific	66 64												
175	A	Saint Mary's (CA)	72 54												
81	A	BYU	36 52												

Non-Div I Games: Biola 81 28

San Diego

■ Loss, 
 ■ Non-Conf, 
 ■ S Site, 
 ■ H Home 
 ■ A Away 
 N Neutral

Average RPI Win:	246	WON-LOST	WINNING	LAST 10	STRENGTH OF	OPP. STRENGTH	TEAM	ADJ.	CONF.	ADJ CONF.
Average RPI Loss:	182	RECORD	PCT. RANK	GAMES	SCHEDULE	OF SCHEDULE	RPI	RPI	RPI	RPI
DIV. I ONLY	8- 13	246	4-6	191	289	267	267	17	17	
DIV. I NON-CONF.	4- 7	225	1-1	279	320	301	301	23	23	
TOTALS	RPI 1-25	RPI 26-50	W-L RECORDS	RPI 51-100	RPI 101-150	RPI 150+				
8- 13	0- 0	0- 0	OVERALL	0- 2	0- 4	8- 7				
6- 6	0- 0	0- 0	HOME	0- 1	0- 2	6- 3				
2- 7	0- 0	0- 0	AWAY	0- 1	0- 2	2- 4				
0- 0	0- 0	0- 0	NEUTRAL	0- 0	0- 0	0- 0				
4- 7	0- 0	0- 0	NON-CONFERENCE	0- 0	0- 2	4- 5				
2- 5	0- 0	0- 0	HOME	0- 0	0- 2	2- 3				
2- 2	0- 0	0- 0	AWAY	0- 0	0- 0	2- 2				
0- 0	0- 0	0- 0	NEUTRAL	0- 0	0- 0	0- 0				
4- 6	0- 0	0- 0	CONFERENCE	0- 2	0- 2	4- 2				
4- 1	0- 0	0- 0	HOME	0- 1	0- 0	4- 0				
0- 5	0- 0	0- 0	AWAY	0- 1	0- 2	0- 2				
0- 0	0- 0	0- 0	NEUTRAL	0- 0	0- 0	0- 0				

RPI S	Opponent	Score	RPI S	Opponent	Score	RPI S	Opponent	Score	RPI S	Opponent	Score	Team's RPI: 267
						72	A Fresno St.	54 79	110	A Boise St.	72 86	
						72	H Fresno St.	60 65	127	H California	48 74	
									138	A San Jose St.	67 84	
									146	H San Diego	47 70	
									177	H Towson	80 72	
									185	A Hawaii	58 61	
									188	H UNLV	48 39	
									211	H Arkansas St.	62 71	
									215	A Wyoming	67 81	
									215	H Wyoming	67 60	
									239	H Cal St. Fullerton	55 45	
									250	H CSUN	69 74	
									258	H Colorado St.	59 49	
									269	A UC Santa Barbara	52 64	
									278	H Alabama A&M	53 61	
									283	H Utah St.	66 62	
									288	A Nevada	69 70	
									297	A California Baptist	80 68	
									310	A Incarnate Word	57 48	
LAST 10 Division I												
			188	H UNLV	48 39				215	H Wyoming	67 60	
			215	A Wyoming	67 81				283	H Utah St.	66 62	
			288	A Nevada	69 70				72	A Fresno St.	54 79	
			72	H Fresno St.	60 65				250	H CSUN	69 74	
			110	A Boise St.	72 86				310	A Incarnate Word	57 48	

Non-Div I Games: Westcliff 77 56

San Diego St.

■ Loss, 
 ■ Non-Conf, 
 ■ S Site, 
 ■ Home 
 ■ A Away 
 N Neutral



## San Francisco

Through Games Of Jan. 28, 2020

Average RPI Win:	238	WON-LOST	WINNING	LAST 10	STRENGTH OF	OPP. STRENGTH	TEAM	ADJ.	CONF.	ADJ CONF.
Average RPI Loss:	122	RECORD	PCT. RANK	GAMES	SCHEDULE	OF SCHEDULE	RPI	RPI	RPI	RPI
DIV. I ONLY	7- 14	261	1-9	127	133	232	232	11	11	
DIV. I NON-CONF.	7- 5	131	1-0	140	208	130	130	11	11	
TOTALS	RPI 1-25	RPI 26-50	W-L RECORDS	RPI 51-100	RPI 101-150	RPI 150+				
7- 14	0- 3	0- 0	OVERALL	0- 2	0- 4	7- 5				
3- 7	0- 2	0- 0	HOME	0- 1	0- 2	3- 2				
1- 6	0- 0	0- 0	AWAY	0- 1	0- 2	1- 3				
3- 1	0- 1	0- 0	NEUTRAL	0- 0	0- 0	3- 0				
7- 5	0- 2	0- 0	NON-CONFERENCE	0- 1	0- 1	7- 1				
3- 2	0- 1	0- 0	HOME	0- 1	0- 0	3- 0				
1- 2	0- 0	0- 0	AWAY	0- 0	0- 1	1- 1				
3- 1	0- 1	0- 0	NEUTRAL	0- 0	0- 0	3- 0				
0- 9	0- 1	0- 0	CONFERENCE	0- 1	0- 3	0- 4				
0- 5	0- 1	0- 0	HOME	0- 0	0- 2	0- 2				
0- 4	0- 0	0- 0	AWAY	0- 1	0- 1	0- 2				
0- 0	0- 0	0- 0	NEUTRAL	0- 0	0- 0	0- 0				

RPI 1-25				RPI 26-50				RPI 51-100				RPI 101+ Team's RPI: 232			
RPI	S	Opponent	Score	RPI	S	Opponent	Score	RPI	S	Opponent	Score	RPI	S	Opponent	Score
4	H	Stanford	71 97					81	A	BYU	44 57	105	H	Pacific	61 84
10	H	Gonzaga	46 69					97	H	Idaho	60 66	106	A	Washington	54 73
11	N	Mississippi St.	38 73									124	H	Portland	66 73
												146	A	San Diego	50 54
												159	N	Houston	80 57
												167	H	Santa Clara	72 80
												175	H	Saint Mary's (CA)	79 86
												190	N	Bowling Green	64 56
												191	A	UC Davis	67 79
												209	A	Northern Colo.	90 83
												239	H	Cal St. Fullerton	71 63
												247	A	LMU (CA)	69 76
												249	A	Pepperdine	70 82
												250	H	CSUN	79 61
												299	N	UC Irvine	68 61
												322	H	Sacramento St.	87 82
LAST 10 Division I															
146	A	San Diego	50 54	247	A	LMU (CA)	69 76								
81	A	BYU	44 57	167	H	Santa Clara	72 80								
10	H	Gonzaga	46 69	105	H	Pacific	61 84								
124	H	Portland	66 73	175	H	Saint Mary's (CA)	79 86								
249	A	Pepperdine	70 82	299	N	UC Irvine	68 61								

Non-Div I Games:

San Francisco

■ Loss, 
■ Non-Conf, 
■ S Site, 
■ H Home 
■ A Away 
N Neutral

Average RPI Win:	235	WON-LOST	WINNING	LAST 10	STRENGTH OF	OPP. STRENGTH	TEAM	ADJ.	CONF.	ADJ CONF.
Average RPI Loss:	163	RECORD	PCT. RANK	GAMES	SCHEDULE	OF SCHEDULE	RPI	RPI	RPI	RPI
DIV. I ONLY	13- 6	67	7-3	272	201	138	138	17	17	
DIV. I NON-CONF.	5- 5	164	0-2	303	183	245	245	23	23	
TOTALS	RPI 1-25	RPI 26-50	W-L RECORDS	RPI 51-100	RPI 101-150	RPI 150+				
13- 6	0- 0	0- 0	OVERALL	1- 2	1- 0	11- 4				
7- 1	0- 0	0- 0	HOME	1- 1	1- 0	5- 0				
6- 3	0- 0	0- 0	AWAY	0- 0	0- 0	6- 3				
0- 2	0- 0	0- 0	NEUTRAL	0- 1	0- 0	0- 1				
5- 5	0- 0	0- 0	NON-CONFERENCE	1- 1	1- 0	3- 4				
4- 0	0- 0	0- 0	HOME	1- 0	1- 0	2- 0				
1- 3	0- 0	0- 0	AWAY	0- 0	0- 0	1- 3				
0- 2	0- 0	0- 0	NEUTRAL	0- 1	0- 0	0- 1				
8- 1	0- 0	0- 0	CONFERENCE	0- 1	0- 0	8- 0				
3- 1	0- 0	0- 0	HOME	0- 1	0- 0	3- 0				
5- 0	0- 0	0- 0	AWAY	0- 0	0- 0	5- 0				
0- 0	0- 0	0- 0	NEUTRAL	0- 0	0- 0	0- 0				

RPI 1-25			RPI 26-50			RPI 51-100			RPI 101+			Team's RPI: 138
RPI	S	Opponent	Score	RPI	S	Opponent	Score	RPI	S	Opponent	Score	
						68 H Buffalo	95 88	146 H San Diego			88 82	
						72 H Fresno St.	76 85	157 A CSU Bakersfield			71 75	
						81 N BYU	56 75	167 A Santa Clara			81 89	
								178 A New Mexico			81 80	
								178 H New Mexico			89 85	
								188 H UNLV			62 60	
								200 N Northern Ariz.			64 67	
								258 A Colorado St.			58 53	
								267 H San Diego St.			84 67	
								269 A UC Santa Barbara			73 70	
								283 A Utah St.			76 61	
								288 A Nevada			72 70	
								295 H Eastern Wash.			84 66	
								299 A UC Irvine			77 79	
								315 A Air Force			68 60	
								322 H Sacramento St.			73 67	
LAST 10 Division I												
315 A Air Force			68 60	72 H Fresno St.			76 85	178 A New Mexico			81 80	
178 H New Mexico			89 85	200 N Northern Ariz.			64 67	81 N BYU			56 75	
188 H UNLV			62 60	267 H San Diego St.			84 67					
258 A Colorado St.			58 53									
288 A Nevada			72 70									

Non-Div I Games: La Verne 128 62

San Jose St.

Santa Clara

Through Games Of Jan. 28, 2020

Average RPI Win:	169	WON-LOST	WINNING	LAST 10	STRENGTH OF	OPP. STRENGTH	TEAM	ADJ.	CONF.	ADJ CONF.
Average RPI Loss:	141	RECORD	PCT. RANK	GAMES	SCHEDULE	OF SCHEDULE	RPI	RPI	RPI	RPI
DIV. I ONLY	7- 12	248	3-7	77	136	167	167	11	11	
DIV. I NON-CONF.	5- 5	164	1-0	60	209	95	95	11	11	
TOTALS	RPI 1-25	RPI 26-50	W-L RECORDS	RPI 51-100	RPI 101-150	RPI 150+				
7- 12	0- 2	0- 1	OVERALL	1- 1	2- 3	4- 5				
3- 4	0- 1	0- 0	HOME	1- 0	2- 1	0- 2				
3- 7	0- 1	0- 1	AWAY	0- 1	0- 2	3- 2				
1- 1	0- 0	0- 0	NEUTRAL	0- 0	0- 0	1- 1				
5- 5	0- 1	0- 1	NON-CONFERENCE	1- 0	1- 1	3- 2				
2- 1	0- 0	0- 0	HOME	1- 0	1- 0	0- 1				
2- 3	0- 1	0- 1	AWAY	0- 0	0- 1	2- 0				
1- 1	0- 0	0- 0	NEUTRAL	0- 0	0- 0	1- 1				
2- 7	0- 1	0- 0	CONFERENCE	0- 1	1- 2	1- 3				
1- 3	0- 1	0- 0	HOME	0- 0	1- 1	0- 1				
1- 4	0- 0	0- 0	AWAY	0- 1	0- 1	1- 2				
0- 0	0- 0	0- 0	NEUTRAL	0- 0	0- 0	0- 0				

RPI 1-25				RPI 26-50				RPI 51-100				RPI 101+ Team's RPI: 167			
RPI	S	Opponent	Score	RPI	S	Opponent	Score	RPI	S	Opponent	Score	RPI	S	Opponent	Score
10	H	Gonzaga	52 67	34	A	Arizona	52 65	72	H	Fresno St.	90 66	105	H	Pacific	75 65
13	A	Missouri St.	64 71					81	A	BYU	48 71	124	H	Portland	77 80
												127	A	California	65 69
												138	H	San Jose St.	89 81
												146	A	San Diego	47 50
												175	H	Saint Mary's (CA)	87 95
												191	A	UC Davis	62 61
												192	N	Montana	68 58
												229	N	Delaware	80 81
												232	A	San Francisco	80 72
												247	A	LMU (CA)	59 75
												249	A	Pepperdine	71 79
												250	A	CSUN	76 55
												262	H	Long Beach St.	46 54
LAST 10 Division I															
				81	A	BYU	48 71	249	A	Pepperdine	71 79				
				146	A	San Diego	47 50	232	A	San Francisco	80 72				
				124	H	Portland	77 80	175	H	Saint Mary's (CA)	87 95				
				10	H	Gonzaga	52 67	105	H	Pacific	75 65				
				247	A	LMU (CA)	59 75	72	H	Fresno St.	90 66				

Non-Div I Games: UC Santa Cruz 109 51

Santa Clara

Loss, Non-Conf, S Site, H Home A Away N Neutral

Average RPI Win:	285	WON-LOST	WINNING	LAST 10	STRENGTH OF	OPP. STRENGTH	TEAM	ADJ.	CONF.	ADJ CONF.
Average RPI Loss:	228	RECORD	PCT. RANK	GAMES	SCHEDULE	OF SCHEDULE	RPI	RPI	RPI	RPI
DIV. I ONLY	5- 12	280	4-6	335	342	331	331	32	32	
DIV. I NON-CONF.	3- 7	252	2-1	293	332	313	313	32	32	
TOTALS	RPI 1-25	RPI 26-50	W-L RECORDS	RPI 51-100	RPI 101-150	RPI 150+				
5- 12	0- 0	0- 0	OVERALL	0- 1	0- 2	5- 9				
4- 4	0- 0	0- 0	HOME	0- 1	0- 1	4- 2				
1- 8	0- 0	0- 0	AWAY	0- 0	0- 1	1- 7				
0- 0	0- 0	0- 0	NEUTRAL	0- 0	0- 0	0- 0				
3- 7	0- 0	0- 0	NON-CONFERENCE	0- 1	0- 2	3- 4				
2- 2	0- 0	0- 0	HOME	0- 1	0- 1	2- 0				
1- 5	0- 0	0- 0	AWAY	0- 0	0- 1	1- 4				
0- 0	0- 0	0- 0	NEUTRAL	0- 0	0- 0	0- 0				
2- 5	0- 0	0- 0	CONFERENCE	0- 0	0- 0	2- 5				
2- 2	0- 0	0- 0	HOME	0- 0	0- 0	2- 2				
0- 3	0- 0	0- 0	AWAY	0- 0	0- 0	0- 3				
0- 0	0- 0	0- 0	NEUTRAL	0- 0	0- 0	0- 0				

RPI S	Opponent	Score	RPI S	Opponent	Score	RPI S	Opponent	Score	RPI S	Opponent	Score	Team's RPI: 331
						97	H Idaho	84 90	106	A Washington	46 78	
									118	H Montana St.	65 73	
									157	H CSU Bakersfield	63 57	
									200	A Northern Ariz.	80 88	
									230	H UMKC	65 76	
									239	A Cal St. Fullerton	63 81	
									255	H Grand Canyon	48 56	
									256	A Idaho St.	48 73	
									262	H Long Beach St.	66 54	
									283	A Utah St.	63 70	
									308	A New Mexico St.	65 83	
									320	A UTRGV	81 85	
									322	H Sacramento St.	88 84	
									326	A Utah Valley	58 70	
									335	A Cal Poly	72 49	
									348	H Chicago St.	80 51	
LAST 10 Division I												
157	H	CSU Bakersfield	63	57	348	H	Chicago St.	80	51			
255	H	Grand Canyon	48	56	230	H	UMKC	65	76			
308	A	New Mexico St.	65	83	239	A	Cal St. Fullerton	63	81			
320	A	UTRGV	81	85	335	A	Cal Poly	72	49			
326	A	Utah Valley	58	70	262	H	Long Beach St.	66	54			

Non-Div I Games: Warner Pacific 89 47 Saint Martin's 91 81 Central Wash. 75 65

Seattle U

Average RPI Win: <b>168</b>	WON-LOST	WINNING	LAST 10	STRENGTH OF	OPP. STRENGTH	TEAM	ADJ.	CONF.	ADJ CONF.
Average RPI Loss: <b>49</b>	RECORD	PCT. RANK	GAMES	SCHEDULE	OF SCHEDULE	RPI	RPI	RPI	RPI
DIV. I ONLY	12- 8	116	6-4	40	66	76	76	6	6
DIV. I NON-CONF.	7- 4	100	1-0	34	118	62	62	6	6
TOTALS	RPI 1-25	RPI 26-50	W-L RECORDS	RPI 51-100	RPI 101-150	RPI 150+			
12- 8	0- 3	1- 2	OVERALL	2- 2	2- 1	7- 0			
7- 4	0- 2	1- 1	HOME	0- 1	2- 0	4- 0			
3- 3	0- 1	0- 1	AWAY	1- 0	0- 1	2- 0			
2- 1	0- 0	0- 0	NEUTRAL	1- 1	0- 0	1- 0			
7- 4	0- 2	0- 0	NON-CONFERENCE	1- 1	1- 1	5- 0			
4- 2	0- 2	0- 0	HOME	0- 0	1- 0	3- 0			
1- 1	0- 0	0- 0	AWAY	0- 0	0- 1	1- 0			
2- 1	0- 0	0- 0	NEUTRAL	1- 1	0- 0	1- 0			
5- 4	0- 1	1- 2	CONFERENCE	1- 1	1- 0	2- 0			
3- 2	0- 0	1- 1	HOME	0- 1	1- 0	1- 0			
2- 2	0- 1	0- 1	AWAY	1- 0	0- 0	1- 0			
0- 0	0- 0	0- 0	NEUTRAL	0- 0	0- 0	0- 0			

RPI 1-25				RPI 26-50				RPI 51-100 Team's RPI: 76				RPI 101+			
RPI	S	Opponent	Score	RPI	S	Opponent	Score	RPI	S	Opponent	Score	RPI	S	Opponent	Score
7	H	UConn	78 <b>92</b>	37	A	Marquette	60 <b>81</b>	55	N	Georgia Tech	54 <b>79</b>	109	H	VCU	53 33
19	A	DePaul	68 <b>85</b>	40	H	Creighton	82 70	85	N	Vanderbilt	69 65	117	A	Lehigh	68 <b>75</b>
22	H	Princeton	76 <b>78</b>	43	H	St. John's (NY)	66 <b>82</b>	89	H	Villanova	55 <b>61</b>	134	H	Providence	97 55
								91	A	Butler	67 62	184	N	Saint Joseph's	55 39
												201	H	Lafayette	74 50
												220	H	Georgetown	79 60
												223	A	Iona	89 37
												224	A	Xavier	83 61
												233	H	Fairfield	74 44
												266	H	Sacred Heart	95 69
LAST 10 Division I															
				43	H	St. John's (NY)	66 <b>82</b>	220	H	Georgetown	79 60				
				134	H	Providence	97 55	89	H	Villanova	55 <b>61</b>				
				40	H	Creighton	82 70	224	A	Xavier	83 61				
				37	A	Marquette	60 <b>81</b>	91	A	Butler	67 62				
				19	A	DePaul	68 <b>85</b>	201	H	Lafayette	74 50				

Non-Div I Games:

Seton Hall

■ Loss, 
 ■ Non-Conf, 
 ■ S Site, 
 ■ H Home 
 ■ A Away 
 N Neutral

Average RPI Win: 301		WON-LOST	WINNING	LAST 10	STRENGTH OF	OPP. STRENGTH	TEAM	ADJ.	CONF.	ADJ CONF.
Average RPI Loss: 189		RECORD	PCT. RANK	GAMES	SCHEDULE	OF SCHEDULE	RPI	RPI	RPI	RPI
DIV. I ONLY		4- 13	299	2-8	208	347	305	305	24	24
DIV. I NON-CONF.		2- 7	288	0-2	99	347	288	288	25	25
TOTALS	RPI 1-25		RPI 26-50		W-L RECORDS		RPI 51-100		RPI 101-150	RPI 150+
4- 13	0- 0		0- 0		OVERALL		0- 2		0- 3	4- 8
3- 4	0- 0		0- 0		HOME		0- 0		0- 0	3- 4
1- 9	0- 0		0- 0		AWAY		0- 2		0- 3	1- 4
0- 0	0- 0		0- 0		NEUTRAL		0- 0		0- 0	0- 0
2- 7	0- 0		0- 0		NON-CONFERENCE		0- 1		0- 3	2- 3
2- 1	0- 0		0- 0		HOME		0- 0		0- 0	2- 1
0- 6	0- 0		0- 0		AWAY		0- 1		0- 3	0- 2
0- 0	0- 0		0- 0		NEUTRAL		0- 0		0- 0	0- 0
2- 6	0- 0		0- 0		CONFERENCE		0- 1		0- 0	2- 5
1- 3	0- 0		0- 0		HOME		0- 0		0- 0	1- 3
1- 3	0- 0		0- 0		AWAY		0- 1		0- 0	1- 2
0- 0	0- 0		0- 0		NEUTRAL		0- 0		0- 0	0- 0

RPI 1-25				RPI 26-50				RPI 51-100				RPI 101+				Team's RPI: 305	
RPI	S	Opponent	Score	RPI	S	Opponent	Score	RPI	S	Opponent	Score	RPI	S	Opponent	Score		
								86	A	Rider	66	70	120	A	Penn	44	92
								88	A	Colgate	51	88	142	A	Harvard	51	68
												148	A	Massachusetts	55	61	
												166	A	Fla. Atlantic	39	83	
												179	H	Binghamton	62	89	
												183	H	Quinnipiac	52	66	
												221	H	Manhattan	50	80	
												228	A	Niagara	61	68	
												233	H	Fairfield	35	65	
												266	H	Sacred Heart	68	57	
												286	H	Monmouth	51	39	
												313	H	Albany (NY)	52	46	
												332	A	Fairleigh Dickinson	58	67	
												334	A	Saint Peter's	83	87	
												337	A	Canisius	68	63	
EAST 10 Division I																	
				286	H	Monmouth	51	39	334	A	Saint Peter's	83	87				
				86	A	Rider	66	70	183	H	Quinnipiac	52	66				
				221	H	Manhattan	50	80	233	H	Fairfield	35	65				
				337	A	Canisius	68	63	332	A	Fairleigh Dickinson	58	67				
				228	A	Niagara	61	68	148	A	Massachusetts	55	61				

Non-Div I Games:

## Siena

■ Loss, ■ Non-Conf, S Site, H Home A Away N Neutral

# South Alabama

Through Games Of Jan. 28, 2020

Average RPI Win:	267	WON-LOST	WINNING	LAST 10	STRENGTH OF	OPP. STRENGTH	TEAM	ADJ.	CONF.	ADJ CONF.
Average RPI Loss:	133	RECORD	PCT. RANK	GAMES	SCHEDULE	OF SCHEDULE	RPI	RPI	RPI	RPI
DIV. I ONLY	8- 10	206	5-5	268	171	263	263	22	22	
DIV. I NON-CONF.	3- 7	252	0-2	235	73	280	280	21	21	
TOTALS	RPI 1-25	RPI 26-50	W-L RECORDS	RPI 51-100	RPI 101-150	RPI 150+				
8- 10	0- 0	0- 1	OVERALL	0- 1	2- 5	6- 3				
5- 6	0- 0	0- 1	HOME	0- 1	1- 3	4- 1				
3- 4	0- 0	0- 0	AWAY	0- 0	1- 2	2- 2				
0- 0	0- 0	0- 0	NEUTRAL	0- 0	0- 0	0- 0				
3- 7	0- 0	0- 1	NON-CONFERENCE	0- 1	2- 2	1- 3				
2- 4	0- 0	0- 1	HOME	0- 1	1- 1	1- 1				
1- 3	0- 0	0- 0	AWAY	0- 0	1- 1	0- 2				
0- 0	0- 0	0- 0	NEUTRAL	0- 0	0- 0	0- 0				
5- 3	0- 0	0- 0	CONFERENCE	0- 0	0- 3	5- 0				
3- 2	0- 0	0- 0	HOME	0- 0	0- 2	3- 0				
2- 1	0- 0	0- 0	AWAY	0- 0	0- 1	2- 0				
0- 0	0- 0	0- 0	NEUTRAL	0- 0	0- 0	0- 0				

RPI S	Opponent	Score	RPI S	Opponent	Score	RPI S	Opponent	Score	RPI S	Opponent	Score	Team's RPI: 263
36	H Rutgers	56 77	63	H Alabama	62 74	101	H UT Arlington	45 68	113	A UAB	61 77	
						123	H Coastal Caro.	62 71	125	A Tulane	62 53	
						130	A Louisiana	68 73	137	H Auburn	62 82	
						141	H A&M-Corpus Christi	83 82	189	H Miami (OH)	73 76	
						198	A Southern Miss.	55 62	242	A ETSU	60 65	
						280	H Appalachian St.	81 66	290	H Texas St.	78 76	
						291	A Ga. Southern	71 65	323	A Georgia St.	81 64	
						339	H Tennessee St.	70 48	346	H La.-Monroe	72 63	
LAST 10 Division I												
290	H Texas St.	78 76	130	A Louisiana	68 73							
101	H UT Arlington	45 68	123	H Coastal Caro.	62 71							
291	A Ga. Southern	71 65	280	H Appalachian St.	81 66							
323	A Georgia St.	81 64	242	A ETSU	60 65							
346	H La.-Monroe	72 63	198	A Southern Miss.	55 62							

Non-Div I Games: William Carey 68 52 Mobile 103 59

South Alabama

Loss, Non-Conf, S Site, H Home A Away N Neutral

# South Carolina

Through Games Of Jan. 28, 2020

Average RPI Win:	101	WON-LOST	WINNING	LAST 10	STRENGTH OF	OPP. STRENGTH	TEAM	ADJ.	CONF.	ADJ CONF.
Average RPI Loss:	12	RECORD	PCT. RANK	GAMES	SCHEDULE	OF SCHEDULE	RPI	RPI	RPI	RPI
DIV. I ONLY	19- 1	3	10-0	15	3	1	1	4	4	
DIV. I NON-CONF.	12- 1	9	3-0	49	7	7	7	5	5	
TOTALS	RPI 1-25	RPI 26-50	W-L RECORDS	RPI 51-100	RPI 101-150	RPI 150+				
19- 1	4- 1	4- 0	OVERALL	6- 0	1- 0	4- 0				
9- 0	2- 0	4- 0	HOME	0- 0	0- 0	3- 0				
8- 0	1- 0	0- 0	AWAY	5- 0	1- 0	1- 0				
2- 1	1- 1	0- 0	NEUTRAL	1- 0	0- 0	0- 0				
12- 1	2- 1	3- 0	NON-CONFERENCE	3- 0	0- 0	4- 0				
6- 0	0- 0	3- 0	HOME	0- 0	0- 0	3- 0				
4- 0	1- 0	0- 0	AWAY	2- 0	0- 0	1- 0				
2- 1	1- 1	0- 0	NEUTRAL	1- 0	0- 0	0- 0				
7- 0	2- 0	1- 0	CONFERENCE	3- 0	1- 0	0- 0				
3- 0	2- 0	1- 0	HOME	0- 0	0- 0	0- 0				
4- 0	0- 0	0- 0	AWAY	3- 0	1- 0	0- 0				
0- 0	0- 0	0- 0	NEUTRAL	0- 0	0- 0	0- 0				

RPI	S	Opponent	Score	RPI	S	Opponent	Score	RPI	S	Opponent	Score	RPI	S	Opponent	Score
8	N	Baylor	74 59	29	H	Purdue	85 49	57	A	Temple	78 71	145	A	Missouri	78 45
9	A	Maryland	63 54	38	H	Duke	89 46	63	A	Alabama	93 78	171	A	Clemson	84 48
11	H	Mississippi St.	81 79	47	H	Arkansas	91 82	69	A	Georgia	88 53	280	H	Appalachian St.	92 50
12	N	Indiana	57 71	49	H	South Dakota	73 60	79	A	Dayton	75 49	328	H	Alabama St.	103 43
20	H	Kentucky	99 72					83	N	Washington St.	68 53	340	H	USC Upstate	112 32
								85	A	Vanderbilt	93 57				
LAST 10 Division I															
				69	A	Georgia	88 53	63	A	Alabama	93 78				
				11	H	Mississippi St.	81 79	20	H	Kentucky	99 72				
				145	A	Missouri	78 45	49	H	South Dakota	73 60				
				85	A	Vanderbilt	93 57	38	H	Duke	89 46				
				47	H	Arkansas	91 82	29	H	Purdue	85 49				

Non-Div I Games:

South Carolina

Loss, Non-Conf, S Site, H Home A Away N Neutral



Average RPI Win: 337		WON-LOST	WINNING	LAST 10	STRENGTH OF	OPP. STRENGTH	TEAM	ADJ.	CONF.	ADJ CONF.
Average RPI Loss: 241		RECORD	PCT. RANK	GAMES	SCHEDULE	OF SCHEDULE	RPI	RPI	RPI	RPI
DIV. I ONLY		3- 17	330	2-8	346	348	349	349	30	30
DIV. I NON-CONF.		1- 12	335	0-3	333	345	346	346	31	31
TOTALS		RPI 1-25	RPI 26-50	W-L RECORDS	RPI 51-100	RPI 101-150	RPI 150+			
3- 17	0- 0		0- 0	OVERALL	0- 0	0- 1	3- 16			
1- 7	0- 0		0- 0	HOME	0- 0	0- 0	1- 7			
2- 9	0- 0		0- 0	AWAY	0- 0	0- 1	2- 8			
0- 1	0- 0		0- 0	NEUTRAL	0- 0	0- 0	0- 1			
1- 12	0- 0		0- 0	NON-CONFERENCE	0- 0	0- 1	1- 11			
0- 5	0- 0		0- 0	HOME	0- 0	0- 0	0- 5			
1- 6	0- 0		0- 0	AWAY	0- 0	0- 1	1- 5			
0- 1	0- 0		0- 0	NEUTRAL	0- 0	0- 0	0- 1			
2- 5	0- 0		0- 0	CONFERENCE	0- 0	0- 0	2- 5			
1- 2	0- 0		0- 0	HOME	0- 0	0- 0	1- 2			
1- 3	0- 0		0- 0	AWAY	0- 0	0- 0	1- 3			
0- 0	0- 0		0- 0	NEUTRAL	0- 0	0- 0	0- 0			

RPI 1-25				RPI 26-50				RPI 51-100				RPI 101+				Team's RPI: 349	
RPI	S	Opponent	Score	RPI	S	Opponent	Score	RPI	S	Opponent	Score	RPI	S	Opponent	Score		
												123	A	Coastal Caro.	44	85	
												151	H	Bethune-Cookman	55	66	
												170	N	North Ala.	46	99	
												182	A	Norfolk St.	42	76	
												188	A	UNLV	57	66	
												196	H	North Dakota	53	95	
												225	A	UNC Asheville	51	82	
												237	H	Radford	45	60	
												240	A	Howard	47	78	
												245	H	Col. of Charleston	55	76	
												251	A	UNCW	46	84	
												261	A	Morgan St.	47	77	
												296	H	Presbyterian	49	70	
												323	A	Georgia St.	52	77	
												324	H	Mercer	55	66	
												327	H	UMES	60	55	
												340	A	USC Upstate	47	58	
												341	A	Charleston So.	81	75	
												342	A	Coppin St.	71	60	
												350	H	Florida A&M	39	44	
LAST 10 Division I																	
				151	H	Bethune-Cookman	55	66	261	A	Morgan St.	47	77				
				182	A	Norfolk St.	42	76	342	A	Coppin St.	71	60				
				327	H	UMES	60	55	123	A	Coastal Caro.	44	85				
				350	H	Florida A&M	39	44	170	N	North Ala.	46	99				
				240	A	Howard	47	78	323	A	Georgia St.	52	77				

Non-Div I Games:

South Carolina St.

■ Loss, ■ Non-Conf, S Site, H Home A Away N Neutral

# South Dakota

Through Games Of Jan. 28, 2020

Average RPI Win:	189	WON-LOST	WINNING	LAST 10	STRENGTH OF	OPP. STRENGTH	TEAM	ADJ.	CONF.	ADJ CONF.
Average RPI Loss:	7	RECORD	PCT. RANK	GAMES	SCHEDULE	OF SCHEDULE	RPI	RPI	RPI	RPI
DIV. I ONLY	18- 2	11	9-1	242	59	49	49	19	19	
DIV. I NON-CONF.	10- 2	30	1-1	108	3	26	26	19	19	
TOTALS	RPI 1-25	RPI 26-50	W-L RECORDS	RPI 51-100	RPI 101-150	RPI 150+				
18- 2	1- 2	2- 0	OVERALL	2- 0	3- 0	10- 0				
10- 1	0- 1	2- 0	HOME	1- 0	1- 0	6- 0				
6- 1	0- 1	0- 0	AWAY	1- 0	2- 0	3- 0				
2- 0	1- 0	0- 0	NEUTRAL	0- 0	0- 0	1- 0				
10- 2	1- 2	2- 0	NON-CONFERENCE	1- 0	3- 0	3- 0				
5- 1	0- 1	2- 0	HOME	0- 0	1- 0	2- 0				
3- 1	0- 1	0- 0	AWAY	1- 0	2- 0	0- 0				
2- 0	1- 0	0- 0	NEUTRAL	0- 0	0- 0	1- 0				
8- 0	0- 0	0- 0	CONFERENCE	1- 0	0- 0	7- 0				
5- 0	0- 0	0- 0	HOME	1- 0	0- 0	4- 0				
3- 0	0- 0	0- 0	AWAY	0- 0	0- 0	3- 0				
0- 0	0- 0	0- 0	NEUTRAL	0- 0	0- 0	0- 0				

RPI 1-25				RPI 26-50				Team's RPI: 49				RPI 51-100				RPI 101+			
RPI	S	Opponent	Score	RPI	S	Opponent	Score	RPI	S	Opponent	Score	RPI	S	Opponent	Score	RPI	S	Opponent	Score
1	A	South Carolina	60 73	33	H	Drake	102 94	90	H	South Dakota St.	83 48	136	A	Northeastern	80 76				
13	H	Missouri St.	66 74	40	H	Creighton	72 65	98	A	Utah	84 81	144	A	Green Bay	66 60				
25	N	Ohio St.	68 53									145	H	Missouri	72 56				
												192	H	Montana	96 64				
												203	N	Northern Ill.	91 48				
												205	A	Western Ill.	96 65				
												252	H	Oral Roberts	79 56				
												289	H	Denver	104 61				
												292	A	North Dakota St.	80 36				
												301	H	Omaha	77 44				
												307	A	Purdue Fort Wayne	62 41				
												307	H	Purdue Fort Wayne	79 25				
												342	H	Coppin St.	82 44				
LAST 10 Division I																			
252	H	Oral Roberts	79 56	289	H	Denver	104 61												
307	H	Purdue Fort Wayne	79 25	307	A	Purdue Fort Wayne	62 41												
90	H	South Dakota St.	83 48	205	A	Western Ill.	96 65												
292	A	North Dakota St.	80 36	1	A	South Carolina	60 73												
301	H	Omaha	77 44	192	H	Montana	96 64												

Non-Div I Games: Mt. Marty 110 39

South Dakota

Loss, Non-Conf, S Site, H Home A Away N Neutral

Average RPI Win:	222	WON-LOST	WINNING	LAST 10	STRENGTH OF	OPP. STRENGTH	TEAM	ADJ.	CONF.	ADJ CONF.
Average RPI Loss:	31	RECORD	PCT. RANK	GAMES	SCHEDULE	OF SCHEDULE	RPI	RPI	RPI	RPI
DIV. I ONLY	14- 7	76	8-2	135	91	90	90	19	19	
DIV. I NON-CONF.	7- 6	161	1-1	63	9	91	91	19	19	
TOTALS	RPI 1-25	RPI 26-50	W-L RECORDS	RPI 51-100	RPI 101-150	RPI 150+				
14- 7	0- 2	0- 5	OVERALL	1- 0	3- 0	10- 0				
8- 2	0- 1	0- 1	HOME	0- 0	1- 0	7- 0				
4- 4	0- 1	0- 3	AWAY	0- 0	1- 0	3- 0				
2- 1	0- 0	0- 1	NEUTRAL	1- 0	1- 0	0- 0				
7- 6	0- 2	0- 4	NON-CONFERENCE	1- 0	3- 0	3- 0				
4- 2	0- 1	0- 1	HOME	0- 0	1- 0	3- 0				
1- 3	0- 1	0- 2	AWAY	0- 0	1- 0	0- 0				
2- 1	0- 0	0- 1	NEUTRAL	1- 0	1- 0	0- 0				
7- 1	0- 0	0- 1	CONFERENCE	0- 0	0- 0	7- 0				
4- 0	0- 0	0- 0	HOME	0- 0	0- 0	4- 0				
3- 1	0- 0	0- 1	AWAY	0- 0	0- 0	3- 0				
0- 0	0- 0	0- 0	NEUTRAL	0- 0	0- 0	0- 0				

RPI 1-25				RPI 26-50				RPI 51-100 Team's RPI: 90				RPI 101+			
RPI	S	Opponent	Score	RPI	S	Opponent	Score	RPI	S	Opponent	Score	RPI	S	Opponent	Score
2	A	Oregon	56 95	32	N	FGCU	70 71	78	N	South Fla.	61 50	118	H	Montana St.	60 50
21	H	Central Mich.	74 79	33	A	Drake	67 74					129	N	Notre Dame	65 59
				37	H	Marquette	58 65					144	A	Green Bay	60 55
				40	A	Creighton	48 61					196	H	North Dakota	99 64
				49	A	South Dakota	48 83					205	H	Western Ill.	75 45
												215	H	Wyoming	67 40
												235	H	Chattanooga	71 56
												252	H	Oral Roberts	58 44
												289	A	Denver	86 79
												292	H	North Dakota St.	60 52
												301	A	Omaha	68 51
												307	A	Purdue Fort Wayne	100 69
												342	H	Coppin St.	94 41
LAST 10 Division I															
292	H	North Dakota St.	60 52	205	H	Western Ill.	75 45								
49	A	South Dakota	48 83	252	H	Oral Roberts	58 44								
196	H	North Dakota	99 64	301	A	Omaha	68 51								
307	A	Purdue Fort Wayne	100 69	144	A	Green Bay	60 55								
289	A	Denver	86 79	37	H	Marquette	58 65								

Non-Div I Games: Dakota Wesleyan 77 46

South Dakota St.

Average RPI Win:	174	WON-LOST	WINNING	LAST 10	STRENGTH OF	OPP. STRENGTH	TEAM	ADJ.	CONF.	ADJ CONF.
Average RPI Loss:	71	RECORD	PCT. RANK	GAMES	SCHEDULE	OF SCHEDULE	RPI	RPI	RPI	RPI
DIV. I ONLY	12- 8	116	6-4	34	111	78	78	9	9	
DIV. I NON-CONF.	8- 6	138	2-2	31	177	99	99	9	9	
TOTALS	RPI 1-25	RPI 26-50	W-L RECORDS	RPI 51-100	RPI 101-150	RPI 150+				
12- 8	0- 2	1- 1	OVERALL	1- 3	3- 1	7- 1				
10- 1	0- 0	1- 0	HOME	1- 1	3- 0	5- 0				
2- 3	0- 1	0- 0	AWAY	0- 1	0- 0	2- 1				
0- 4	0- 1	0- 1	NEUTRAL	0- 1	0- 1	0- 0				
8- 6	0- 2	1- 1	NON-CONFERENCE	1- 1	1- 1	5- 1				
8- 0	0- 0	1- 0	HOME	1- 0	1- 0	5- 0				
0- 2	0- 1	0- 0	AWAY	0- 0	0- 0	0- 1				
0- 4	0- 1	0- 1	NEUTRAL	0- 1	0- 1	0- 0				
4- 2	0- 0	0- 0	CONFERENCE	0- 2	2- 0	2- 0				
2- 1	0- 0	0- 0	HOME	0- 1	2- 0	0- 0				
2- 1	0- 0	0- 0	AWAY	0- 1	0- 0	2- 0				
0- 0	0- 0	0- 0	NEUTRAL	0- 0	0- 0	0- 0				

RPI S	Opponent	Score	RPI S	Opponent	Score	RPI S	Opponent	Score	RPI S	Opponent	Score
8 A	Baylor	46 58	30 H	Texas	64 57	56 H	UCF	57 64	104 H	Cincinnati	76 68
11 N	Mississippi St.	61 86	32 N	FGCU	77 81	57 A	Temple	66 69	109 H	VCU	77 55
						90 N	South Dakota St.	50 61	125 H	Tulane	63 56
						97 H	Idaho	67 64	129 N	Notre Dame	51 67
									164 A	Wichita St.	56 50
									188 A	UNLV	51 61
									204 H	Jacksonville	70 39
									214 A	Tulsa	68 52
									226 H	Brown	70 60
									240 H	Howard	82 53
									248 H	Saint Francis (PA)	62 23
									328 H	Alabama St.	80 29
LAST 10 Division I											
125 H	Tulane	63 56	104 H	Cincinnati	76 68						
164 A	Wichita St.	56 50	226 H	Brown	70 60						
56 H	UCF	57 64	188 A	UNLV	51 61						
57 A	Temple	66 69	11 N	Mississippi St.	61 86						
214 A	Tulsa	68 52	97 H	Idaho	67 64						

Non-Div I Games:

South Fla.

Average RPI Win:	246	WON-LOST	WINNING	LAST 10	STRENGTH OF	OPP. STRENGTH	TEAM	ADJ.	CONF.	ADJ CONF.
Average RPI Loss:	154	RECORD	PCT. RANK	GAMES	SCHEDULE	OF SCHEDULE	RPI	RPI	RPI	RPI
DIV. I ONLY	12- 5	56	7-3	334	186	153	153	18	18	
DIV. I NON-CONF.	6- 3	90	1-1	339	134	159	159	24	24	
TOTALS	RPI 1-25	RPI 26-50	W-L RECORDS	RPI 51-100	RPI 101-150	RPI 150+				
12- 5	0- 0	0- 0	OVERALL	1- 2	0- 0	11- 3				
5- 1	0- 0	0- 0	HOME	1- 1	0- 0	4- 0				
7- 4	0- 0	0- 0	AWAY	0- 1	0- 0	7- 3				
0- 0	0- 0	0- 0	NEUTRAL	0- 0	0- 0	0- 0				
6- 3	0- 0	0- 0	NON-CONFERENCE	1- 1	0- 0	5- 2				
2- 0	0- 0	0- 0	HOME	1- 0	0- 0	1- 0				
4- 3	0- 0	0- 0	AWAY	0- 1	0- 0	4- 2				
0- 0	0- 0	0- 0	NEUTRAL	0- 0	0- 0	0- 0				
6- 2	0- 0	0- 0	CONFERENCE	0- 1	0- 0	6- 1				
3- 1	0- 0	0- 0	HOME	0- 1	0- 0	3- 0				
3- 1	0- 0	0- 0	AWAY	0- 0	0- 0	3- 1				
0- 0	0- 0	0- 0	NEUTRAL	0- 0	0- 0	0- 0				

RPI 1-25			RPI 26-50			RPI 51-100			RPI 101+			Team's RPI: 153
RPI	S	Opponent	Score	RPI	S	Opponent	Score	RPI	S	Opponent	Score	
						67	H Belmont	45	57	174	A Austin Peay	79 66
						93	H Southern Ill.	79	65	174	H Austin Peay	81 43
						99	A Saint Louis	61	76	176	A Eastern Mich.	64 69
										205	A Western Ill.	91 97
										211	A Arkansas St.	79 67
										222	A Murray St.	62 70
										222	H Murray St.	88 73
										244	A Eastern Ill.	77 65
										271	A Indiana St.	68 58
										275	A Ole Miss	70 53
										307	A Purdue Fort Wayne	58 48
										316	H Evansville	83 60
										321	A SIUE	66 56
										339	H Tennessee St.	83 54
LAST 10 Division I												
244	A	Eastern Ill.	77 65	67	H	Belmont	45 57					
321	A	SIUE	66 56	222	A	Murray St.	62 70					
222	H	Murray St.	88 73	174	A	Austin Peay	79 66					
174	H	Austin Peay	81 43	271	A	Indiana St.	68 58					
339	H	Tennessee St.	83 54	205	A	Western Ill.	91 97					

Non-Div I Games: Harris-Stowe 106 64 Mo.-St. Louis 70 56

Southeast Mo. St.

Loss, Non-Conf, S Site, H Home A Away N Neutral

Average RPI Win:	274	WON-LOST	WINNING	LAST 10	STRENGTH OF	OPP. STRENGTH	TEAM	ADJ.	CONF.	ADJ CONF.
Average RPI Loss:	157	RECORD	PCT. RANK	GAMES	SCHEDULE	OF SCHEDULE	RPI	RPI	RPI	RPI
DIV. I ONLY	6- 11	250	4-6	219	295	234	234	23	23	
DIV. I NON-CONF.	2- 6	279	0-1	149	225	220	220	20	20	
TOTALS	RPI 1-25	RPI 26-50	W-L RECORDS	RPI 51-100	RPI 101-150	RPI 150+				
6- 11	0- 1	0- 0	OVERALL	0- 2	1- 2	5- 6				
2- 3	0- 0	0- 0	HOME	0- 0	1- 0	1- 3				
4- 8	0- 1	0- 0	AWAY	0- 2	0- 2	4- 3				
0- 0	0- 0	0- 0	NEUTRAL	0- 0	0- 0	0- 0				
2- 6	0- 1	0- 0	NON-CONFERENCE	0- 1	0- 1	2- 3				
1- 0	0- 0	0- 0	HOME	0- 0	0- 0	1- 0				
1- 6	0- 1	0- 0	AWAY	0- 1	0- 1	1- 3				
0- 0	0- 0	0- 0	NEUTRAL	0- 0	0- 0	0- 0				
4- 5	0- 0	0- 0	CONFERENCE	0- 1	1- 1	3- 3				
1- 3	0- 0	0- 0	HOME	0- 0	1- 0	0- 3				
3- 2	0- 0	0- 0	AWAY	0- 1	0- 1	3- 0				
0- 0	0- 0	0- 0	NEUTRAL	0- 0	0- 0	0- 0				

RPI	S	Opponent	Score	RPI	S	Opponent	Score	RPI	S	Opponent	Score	RPI	S	Opponent	Score	Team's RPI: 234
24	A	LSU	52 62					63	A	Alabama	50 87	130	A	Louisiana	50 60	
								84	A	Abilene Christian	53 61	140	A	SFA	51 77	
												141	H	A&M-Corpus Christi	48 44	
												159	A	Houston	65 78	
												163	H	Sam Houston St.	69 84	
												165	H	Jackson St.	63 59	
												198	A	Southern Miss.	54 62	
												217	H	Lamar University	57 65	
												252	A	Louisiana Tech	78 92	
												294	H	Nicholls St.	65 67	
												319	A	McNeese	74 67	
												329	A	Houston Baptist	69 59	
												343	A	Northwestern St.	72 56	
												346	A	La.-Monroe	65 52	
LAST 10 Division I																
343	A	Northwestern St.	72 56	141	H	A&M-Corpus Christi	48 44									
319	A	McNeese	74 67	140	A	SFA	51 77									
84	A	Abilene Christian	53 61	63	A	Alabama	50 87									
294	H	Nicholls St.	65 67	329	A	Houston Baptist	69 59									
163	H	Sam Houston St.	69 84	217	H	Lamar University	57 65									

Non-Div I Games: LSU-Alexandria 89 67

Southeastern La.

■ Loss, 
 ■ Non-Conf, S Site, 
 ■ Home 
 ■ Away 
 N Neutral

Average RPI Win:	171	WON-LOST	WINNING	LAST 10	STRENGTH OF	OPP. STRENGTH	TEAM	ADJ.	CONF.	ADJ CONF.
Average RPI Loss:	68	RECORD	PCT. RANK	GAMES	SCHEDULE	OF SCHEDULE	RPI	RPI	RPI	RPI
DIV. I ONLY	11- 8	131	5-5	32	64	75	75	1	1	
DIV. I NON-CONF.	8- 3	68	2-0	171	151	94	94	1	1	
TOTALS	RPI 1-25	RPI 26-50	W-L RECORDS	RPI 51-100	RPI 101-150	RPI 150+				
11- 8	1- 2	1- 4	OVERALL	2- 1	1- 0	6- 1				
8- 3	1- 1	1- 2	HOME	1- 0	1- 0	4- 0				
2- 4	0- 1	0- 1	AWAY	0- 1	0- 0	2- 1				
1- 1	0- 0	0- 1	NEUTRAL	1- 0	0- 0	0- 0				
8- 3	0- 1	1- 1	NON-CONFERENCE	1- 0	0- 0	6- 1				
5- 1	0- 1	1- 0	HOME	0- 0	0- 0	4- 0				
2- 1	0- 0	0- 0	AWAY	0- 0	0- 0	2- 1				
1- 1	0- 0	0- 1	NEUTRAL	1- 0	0- 0	0- 0				
3- 5	1- 1	0- 3	CONFERENCE	1- 1	1- 0	0- 0				
3- 2	1- 0	0- 2	HOME	1- 0	1- 0	0- 0				
0- 3	0- 1	0- 1	AWAY	0- 1	0- 0	0- 0				
0- 0	0- 0	0- 0	NEUTRAL	0- 0	0- 0	0- 0				

RPI	S	Opponent	Score	RPI	S	Opponent	Score	RPI	S	Opponent	Score	RPI	S	Opponent	Score
6	A	UCLA	59 83	27	H	Arizona St.	54 63	63	N	Alabama	60 57	106	H	Washington	81 78
6	H	UCLA	70 68	34	H	Arizona	57 65	83	H	Washington St.	74 63	188	H	UNLV	75 54
17	H	Texas A&M	64 74	35	H	Virginia	59 49	98	A	Utah	65 67	250	A	CSUN	69 53
				42	A	Colorado	53 66					262	H	Long Beach St.	57 40
				50	N	Nebraska	54 67					269	A	UC Santa Barbara	46 57
												279	A	UC Riverside	76 59
												288	H	Nevada	50 47
												320	H	UTRGV	80 43
LAST 10 Division I															
106	H	Washington	81 78	27	H	Arizona St.	54 63								
83	H	Washington St.	74 63	34	H	Arizona	57 65								
6	H	UCLA	70 68	6	A	UCLA	59 83								
98	A	Utah	65 67	262	H	Long Beach St.	57 40								
42	A	Colorado	53 66	288	H	Nevada	50 47								

Non-Div I Games:

Southern California

■ Loss, 
 ■ Non-Conf, 
 ■ S Site, 
 ■ H Home 
 ■ A Away 
 N Neutral

## Southern Ill.

Through Games Of Jan. 28, 2020

Average RPI Win:	185	WON-LOST	WINNING	LAST 10	STRENGTH OF	OPP. STRENGTH	TEAM	ADJ.	CONF.	ADJ CONF.
Average RPI Loss:	99	RECORD	PCT. RANK	GAMES	SCHEDULE	OF SCHEDULE	RPI	RPI	RPI	RPI
DIV. I ONLY	12- 6	76	7-3	125	140	93	93	7	7	
DIV. I NON-CONF.	8- 3	68	3-0	144	241	72	72	7	7	
TOTALS	RPI 1-25	RPI 26-50	W-L RECORDS	RPI 51-100	RPI 101-150	RPI 150+				
12- 6	1- 0	0- 1	OVERALL	2- 2	1- 1	8- 2				
5- 3	1- 0	0- 1	HOME	2- 1	1- 0	1- 1				
6- 3	0- 0	0- 0	AWAY	0- 1	0- 1	6- 1				
1- 0	0- 0	0- 0	NEUTRAL	0- 0	0- 0	1- 0				
8- 3	0- 0	0- 0	NON-CONFERENCE	2- 1	1- 0	5- 2				
4- 1	0- 0	0- 0	HOME	2- 0	1- 0	1- 1				
3- 2	0- 0	0- 0	AWAY	0- 1	0- 0	3- 1				
1- 0	0- 0	0- 0	NEUTRAL	0- 0	0- 0	1- 0				
4- 3	1- 0	0- 1	CONFERENCE	0- 1	0- 1	3- 0				
1- 2	1- 0	0- 1	HOME	0- 1	0- 0	0- 0				
3- 1	0- 0	0- 0	AWAY	0- 0	0- 1	3- 0				
0- 0	0- 0	0- 0	NEUTRAL	0- 0	0- 0	0- 0				

RPI 1-25			RPI 26-50			RPI 51-100			Team's RPI: 93	RPI 101+		
RPI	S	Opponent	Score	RPI	S	Opponent	Score	RPI	S	Opponent	Score	
13	H	Missouri St.	70 68	33	H	Drake	65 73	59	H	UNI	57 60	103 A Loyola Chicago 49 51
								62	A	IUPUI	78 81	139 H Tennessee Tech 76 65
								87	H	UT Martin	70 59	153 A Southeast Mo. St. 65 79
								99	H	Saint Louis	61 53	162 A Valparaiso 67 51
												176 A Eastern Mich. 85 54
												181 H Memphis 66 70
												203 A Northern Ill. 80 61
												205 N Western Ill. 79 65
												222 H Murray St. 76 66
												271 A Indiana St. 78 55
												316 A Evansville 70 57
												321 A SIUE 103 67
LAST 10 Division I												
271	A	Indiana St.	78 55	103	A	Loyola Chicago	49 51					
316	A	Evansville	70 57	162	A	Valparaiso	67 51					
13	H	Missouri St.	70 68	203	A	Northern Ill.	80 61					
33	H	Drake	65 73	205	N	Western Ill.	79 65					
59	H	UNI	57 60	222	H	Murray St.	76 66					

Non-Div I Games:

Southern Ill.

■ Loss, 
■ Non-Conf, 
■ S Site, 
■ H Home 
■ A Away 
N Neutral



Average RPI Win:	263	WON-LOST	WINNING	LAST 10	STRENGTH OF	OPP. STRENGTH	TEAM	ADJ.	CONF.	ADJ CONF.
Average RPI Loss:	110	RECORD	PCT. RANK	GAMES	SCHEDULE	OF SCHEDULE	RPI	RPI	RPI	RPI
DIV. I ONLY	9- 7	141	4-6	211	220	198	198	13	13	
DIV. I NON-CONF.	6- 3	90	1-2	282	254	182	182	13	13	
TOTALS	RPI 1-25	RPI 26-50	W-L RECORDS	RPI 51-100	RPI 101-150	RPI 150+				
9- 7	0- 1	0- 0	OVERALL	0- 2	1- 2	8- 2				
7- 4	0- 0	0- 0	HOME	0- 1	1- 2	6- 1				
2- 3	0- 1	0- 0	AWAY	0- 1	0- 0	2- 1				
0- 0	0- 0	0- 0	NEUTRAL	0- 0	0- 0	0- 0				
6- 3	0- 1	0- 0	NON-CONFERENCE	0- 0	1- 1	5- 1				
5- 1	0- 0	0- 0	HOME	0- 0	1- 1	4- 0				
1- 2	0- 1	0- 0	AWAY	0- 0	0- 0	1- 1				
0- 0	0- 0	0- 0	NEUTRAL	0- 0	0- 0	0- 0				
3- 4	0- 0	0- 0	CONFERENCE	0- 2	0- 1	3- 1				
2- 3	0- 0	0- 0	HOME	0- 1	0- 1	2- 1				
1- 1	0- 0	0- 0	AWAY	0- 1	0- 0	1- 0				
0- 0	0- 0	0- 0	NEUTRAL	0- 0	0- 0	0- 0				

RPI 1-25				RPI 26-50				RPI 51-100				RPI 101+ Team's RPI: 198			
RPI	S	Opponent	Score	RPI	S	Opponent	Score	RPI	S	Opponent	Score	RPI	S	Opponent	Score
11	A	Mississippi St.	58 91					52	H	Middle Tenn.	69 77	109	H	VCU	51 39
								100	A	Rice	64 75	113	H	UAB	68 74
												125	H	Tulane	58 62
												159	A	Houston	60 75
												210	H	UTEP	72 89
												234	H	Southeastern La.	62 54
												236	A	North Texas	65 57
												252	H	Louisiana Tech	66 60
												263	H	South Alabama	62 55
												275	H	Ole Miss	59 53
												302	H	UTSA	82 65
												346	A	La.-Monroe	57 42
												351	H	Mississippi Val.	84 80
LAST 10 Division I															
		52	H	Middle Tenn.	69	77		210	H	UTEP	72	89			
		113	H	UAB	68	74		252	H	Louisiana Tech	66	60			
		100	A	Rice	64	75		159	A	Houston	60	75			
		236	A	North Texas	65	57		263	H	South Alabama	62	55			
		302	H	UTSA	82	65		125	H	Tulane	58	62			

Non-Div I Games: Faulkner 71 59 William Carey 77 47

Southern Miss.

Loss, Non-Conf, S Site, H Home A Away N Neutral

## Southern U.

Through Games Of Jan. 28, 2020

Average RPI Win:	319	WON-LOST	WINNING	LAST 10	STRENGTH OF	OPP. STRENGTH	TEAM	ADJ.	CONF.	ADJ CONF.
Average RPI Loss:	98	RECORD	PCT. RANK	GAMES	SCHEDULE	OF SCHEDULE	RPI	RPI	RPI	RPI
DIV. I ONLY	6- 11	250	6-4	248	170	241	241	31	31	
DIV. I NON-CONF.	0- 9	338	0-2	23	19	258	258	30	30	
TOTALS	RPI 1-25	RPI 26-50	W-L RECORDS	RPI 51-100	RPI 101-150	RPI 150+				
6- 11	0- 0	0- 4	OVERALL	0- 2	0- 2	6- 3				
3- 1	0- 0	0- 0	HOME	0- 0	0- 0	3- 1				
3- 8	0- 0	0- 4	AWAY	0- 1	0- 2	3- 1				
0- 2	0- 0	0- 0	NEUTRAL	0- 1	0- 0	0- 1				
0- 9	0- 0	0- 4	NON-CONFERENCE	0- 2	0- 1	0- 2				
0- 0	0- 0	0- 0	HOME	0- 0	0- 0	0- 0				
0- 7	0- 0	0- 4	AWAY	0- 1	0- 1	0- 1				
0- 2	0- 0	0- 0	NEUTRAL	0- 1	0- 0	0- 1				
6- 2	0- 0	0- 0	CONFERENCE	0- 0	0- 1	6- 1				
3- 1	0- 0	0- 0	HOME	0- 0	0- 0	3- 1				
3- 1	0- 0	0- 0	AWAY	0- 0	0- 1	3- 0				
0- 0	0- 0	0- 0	NEUTRAL	0- 0	0- 0	0- 0				

RPI 1-25				RPI 26-50				RPI 51-100				RPI 101+				Team's RPI: 241	
RPI	S	Opponent	Score	RPI	S	Opponent	Score	RPI	S	Opponent	Score	RPI	S	Opponent	Score		
				30	A	Texas	39 93	53	A	Iowa St.	36 69	108	A	Texas Southern	56 61		
				36	A	Rutgers	58 78	83	N	Washington St.	54 69	115	A	Fordham	52 65		
				44	A	Oklahoma St.	59 72					164	A	Wichita St.	63 69		
				50	A	Nebraska	39 73					165	H	Jackson St.	51 72		
												225	N	UNC Asheville	34 53		
												278	H	Alabama A&M	55 46		
												306	A	Prairie View	68 48		
												317	A	Ark.-Pine Bluff	70 43		
												328	H	Alabama St.	69 47		
												336	H	Grambling	81 57		
												351	A	Mississippi Val.	84 54		
LAST 10 Division I																	
				278	H	Alabama A&M	55 46	336	H	Grambling	81 57						
				328	H	Alabama St.	69 47	306	A	Prairie View	68 48						
				351	A	Mississippi Val.	84 54	108	A	Texas Southern	56 61						
				317	A	Ark.-Pine Bluff	70 43	225	N	UNC Asheville	34 53						
				165	H	Jackson St.	51 72	83	N	Washington St.	54 69						

Non-Div I Games: Tougaloo 100 39 Wiley 78 55

Southern U.

Loss, Non-Conf, S Site, H Home A Away N Neutral

## Southern Utah

Through Games Of Jan. 28, 2020

Average RPI Win:	258	WON-LOST	WINNING	LAST 10	STRENGTH OF	OPP. STRENGTH	TEAM	ADJ.	CONF.	ADJ CONF.
Average RPI Loss:	186	RECORD	PCT. RANK	GAMES	SCHEDULE	OF SCHEDULE	RPI	RPI	RPI	RPI
DIV. I ONLY	9- 8	160	4-6	277	265	218	218	20	20	
DIV. I NON-CONF.	6- 3	90	1-1	268	306	137	137	17	17	
TOTALS	RPI 1-25	RPI 26-50	W-L RECORDS	RPI 51-100	RPI 101-150	RPI 150+				
9- 8	0- 1	0- 0	OVERALL	0- 1	0- 1	9- 5				
8- 1	0- 0	0- 0	HOME	0- 1	0- 0	8- 0				
1- 7	0- 1	0- 0	AWAY	0- 0	0- 1	1- 5				
0- 0	0- 0	0- 0	NEUTRAL	0- 0	0- 0	0- 0				
6- 3	0- 1	0- 0	NON-CONFERENCE	0- 0	0- 0	6- 2				
5- 0	0- 0	0- 0	HOME	0- 0	0- 0	5- 0				
1- 3	0- 1	0- 0	AWAY	0- 0	0- 0	1- 2				
0- 0	0- 0	0- 0	NEUTRAL	0- 0	0- 0	0- 0				
3- 5	0- 0	0- 0	CONFERENCE	0- 1	0- 1	3- 3				
3- 1	0- 0	0- 0	HOME	0- 1	0- 0	3- 0				
0- 4	0- 0	0- 0	AWAY	0- 0	0- 1	0- 3				
0- 0	0- 0	0- 0	NEUTRAL	0- 0	0- 0	0- 0				

RPI 1-25				RPI 26-50				RPI 51-100				RPI 101+ Team's RPI: 218			
RPI	S	Opponent	Score	RPI	S	Opponent	Score	RPI	S	Opponent	Score	RPI	S	Opponent	Score
14	A	Oregon St.	45 95					97	H	Idaho	56 71	118	A	Montana St.	65 91
												186	H	Portland St.	71 58
												188	H	UNLV	72 68
												192	A	Montana	74 81
												200	A	Northern Ariz.	76 84
												239	H	Cal St. Fullerton	79 63
												252	H	Oral Roberts	72 58
												255	A	Grand Canyon	65 69
												256	H	Idaho St.	72 65
												279	H	UC Riverside	79 68
												289	A	Denver	73 81
												295	H	Eastern Wash.	71 50
												299	H	UC Irvine	82 68
												322	A	Sacramento St.	82 87
												326	A	Utah Valley	71 58
LAST 10 Division I															
97	H	Idaho	56 71	118	A	Montana St.	65 91								
295	H	Eastern Wash.	71 50	192	A	Montana	74 81								
322	A	Sacramento St.	82 87	186	H	Portland St.	71 58								
200	A	Northern Ariz.	76 84	279	H	UC Riverside	79 68								
256	H	Idaho St.	72 65	289	A	Denver	73 81								

Non-Div I Games:

Southern Utah

■ Loss, 
 ■ Non-Conf, 
 ■ S Site, 
 ■ H Home 
 ■ A Away 
 N Neutral

St. Bonaventure

Through Games Of Jan. 28, 2020

Average RPI Win:	205	WON-LOST	WINNING	LAST 10	STRENGTH OF	OPP. STRENGTH	TEAM	ADJ.	CONF.	ADJ CONF.
Average RPI Loss:	149	RECORD	PCT. RANK	GAMES	SCHEDULE	OF SCHEDULE	RPI	RPI	RPI	RPI
DIV. I ONLY	5- 15	295	3-7	131	190	284	284	12	12	
DIV. I NON-CONF.	3- 10	282	1-2	134	264	289	289	12	12	
TOTALS	RPI 1-25	RPI 26-50	W-L RECORDS	RPI 51-100	RPI 101-150	RPI 150+				
5- 15	0- 0	0- 1	OVERALL	0- 3	1- 4	4- 7				
4- 7	0- 0	0- 1	HOME	0- 1	0- 2	4- 3				
0- 7	0- 0	0- 0	AWAY	0- 2	0- 2	0- 3				
1- 1	0- 0	0- 0	NEUTRAL	0- 0	1- 0	0- 1				
3- 10	0- 0	0- 1	NON-CONFERENCE	0- 2	1- 2	2- 5				
2- 5	0- 0	0- 1	HOME	0- 1	0- 1	2- 2				
0- 4	0- 0	0- 0	AWAY	0- 1	0- 1	0- 2				
1- 1	0- 0	0- 0	NEUTRAL	0- 0	1- 0	0- 1				
2- 5	0- 0	0- 0	CONFERENCE	0- 1	0- 2	2- 2				
2- 2	0- 0	0- 0	HOME	0- 0	0- 1	2- 1				
0- 3	0- 0	0- 0	AWAY	0- 1	0- 1	0- 1				
0- 0	0- 0	0- 0	NEUTRAL	0- 0	0- 0	0- 0				

RPI	S	Opponent	Score	RPI	S	Opponent	Score	RPI	S	Opponent	Score	RPI	S	Opponent	Score	Team's RPI: 284
43	H	St. John's (NY)	56 68	60	A	Bucknell	60 68	111	A	Kent St.	58 81	115	A	Fordham	53 79	
				68	H	Buffalo	36 46	132	H	Cornell	42 70	143	N	Wright St.	57 56	
				99	A	Saint Louis	51 72	148	H	Massachusetts	52 62	168	H	Rhode Island	64 59	
								175	N	Saint Mary's (CA)	57 72	179	A	Binghamton	67 78	
								184	H	Saint Joseph's	60 61	193	A	La Salle	61 67	
								194	H	Akron	54 63	195	H	Cleveland St.	62 65	
								213	H	George Mason	62 47	228	H	Niagara	71 67	
								272	H	Oakland	80 66	337	A	Canisius	82 84	
LAST 10 Division I																
168	H	Rhode Island	64 59	148	H	Massachusetts	52 62									
184	H	Saint Joseph's	60 61	115	A	Fordham	53 79									
193	A	La Salle	61 67	132	H	Cornell	42 70									
99	A	Saint Louis	51 72	175	N	Saint Mary's (CA)	57 72									
213	H	George Mason	62 47	143	N	Wright St.	57 56									

Non-Div I Games:

St. Bonaventure

Loss, Non-Conf, S Site, H Home A Away N Neutral

## St. Francis Brooklyn

Through Games Of Jan. 28, 2020

Average RPI Win:	307	WON-LOST	WINNING	LAST 10	STRENGTH OF	OPP. STRENGTH	TEAM	ADJ.	CONF.	ADJ CONF.
Average RPI Loss:	184	RECORD	PCT. RANK	GAMES	SCHEDULE	OF SCHEDULE	RPI	RPI	RPI	RPI
DIV. I ONLY	4- 14	302	1-9	249	313	311	311	29	29	
DIV. I NON-CONF.	3- 7	252	0-2	182	256	255	255	29	29	
TOTALS	RPI 1-25	RPI 26-50	W-L RECORDS	RPI 51-100	RPI 101-150	RPI 150+				
4- 14	0- 1	0- 1	OVERALL	0- 2	0- 3	4- 7				
3- 4	0- 0	0- 0	HOME	0- 1	0- 1	3- 2				
1- 8	0- 1	0- 1	AWAY	0- 1	0- 1	1- 4				
0- 2	0- 0	0- 0	NEUTRAL	0- 0	0- 1	0- 1				
3- 7	0- 1	0- 1	NON-CONFERENCE	0- 2	0- 1	3- 2				
2- 1	0- 0	0- 0	HOME	0- 1	0- 0	2- 0				
1- 4	0- 1	0- 1	AWAY	0- 1	0- 0	1- 1				
0- 2	0- 0	0- 0	NEUTRAL	0- 0	0- 1	0- 1				
1- 7	0- 0	0- 0	CONFERENCE	0- 0	0- 2	1- 5				
1- 3	0- 0	0- 0	HOME	0- 0	0- 1	1- 2				
0- 4	0- 0	0- 0	AWAY	0- 0	0- 1	0- 3				
0- 0	0- 0	0- 0	NEUTRAL	0- 0	0- 0	0- 0				

RPI 1-25				RPI 26-50				RPI 51-100				RPI 101+ Team's RPI: 311			
RPI	S	Opponent	Score	RPI	S	Opponent	Score	RPI	S	Opponent	Score	RPI	S	Opponent	Score
22	A	Princeton	44 76	37	A	Marquette	71 92	92	A	Boston College	69 106	105	N	Pacific	62 71
								94	H	Stony Brook	73 86	131	A	Robert Morris	44 69
												131	H	Robert Morris	59 70
												238	A	Mt. St. Mary's	60 69
												248	A	Saint Francis (PA)	72 82
												248	H	Saint Francis (PA)	59 67
												273	A	Wagner	66 74
												274	H	Loyola Maryland	89 78
												291	N	Ga. Southern	47 78
												293	H	Army West Point	70 64
												313	A	Albany (NY)	49 41
												330	A	NJIT	69 88
												332	H	Fairleigh Dickinson	57 62
												347	H	LIU Brooklyn	88 63
LAST 10 Division I															
131	H	Robert Morris	59 70	248	A	Saint Francis (PA)	72 82								
248	H	Saint Francis (PA)	59 67	347	H	LIU Brooklyn	88 63								
238	A	Mt. St. Mary's	60 69	332	H	Fairleigh Dickinson	57 62								
273	A	Wagner	66 74	291	N	Ga. Southern	47 78								
131	A	Robert Morris	44 69	105	N	Pacific	62 71								

Non-Div I Games: East Stroudsburg 84 62

St. Francis Brooklyn

■ Loss, 
 ■ Non-Conf, 
 ■ S Site, 
 ■ Home 
 ■ A Away 
 N Neutral

Average RPI Win:	158	WON-LOST	WINNING	LAST 10	STRENGTH OF	OPP. STRENGTH	TEAM	ADJ.	CONF.	ADJ CONF.
Average RPI Loss:	65	RECORD	PCT. RANK	GAMES	SCHEDULE	OF SCHEDULE	RPI	RPI	RPI	RPI
DIV. I ONLY	13- 7	92	7-3	41	78	43	43	6	6	
DIV. I NON-CONF.	7- 4	100	1-0	35	176	48	48	6	6	
TOTALS	RPI 1-25	RPI 26-50	W-L RECORDS	RPI 51-100	RPI 101-150	RPI 150+				
13- 7	0- 2	2- 2	OVERALL	3- 2	2- 0	6- 1				
8- 1	0- 0	1- 0	HOME	1- 1	2- 0	4- 0				
5- 5	0- 2	1- 2	AWAY	2- 0	0- 0	2- 1				
0- 1	0- 0	0- 0	NEUTRAL	0- 1	0- 0	0- 0				
7- 4	0- 1	1- 1	NON-CONFERENCE	1- 1	1- 0	4- 1				
5- 0	0- 0	0- 0	HOME	1- 0	1- 0	3- 0				
2- 3	0- 1	1- 1	AWAY	0- 0	0- 0	1- 1				
0- 1	0- 0	0- 0	NEUTRAL	0- 1	0- 0	0- 0				
6- 3	0- 1	1- 1	CONFERENCE	2- 1	1- 0	2- 0				
3- 1	0- 0	1- 0	HOME	0- 1	1- 0	1- 0				
3- 2	0- 1	0- 1	AWAY	2- 0	0- 0	1- 0				
0- 0	0- 0	0- 0	NEUTRAL	0- 0	0- 0	0- 0				

RPI 1-25				RPI 26-50				Team's RPI: 43	RPI 51-100				RPI 101+			
RPI	S	Opponent	Score	RPI	S	Opponent	Score		RPI	S	Opponent	Score	RPI	S	Opponent	Score
16	A	Florida St.	70 74	37	A	Marquette	85 94		62	N	IUPUI	78 85	134	H	Providence	64 58
19	A	DePaul	69 74	40	H	Creighton	63 58		64	H	Wake Forest	82 74	148	H	Massachusetts	82 71
				41	A	Yale	80 66		76	A	Seton Hall	82 66	188	A	UNLV	75 79
				45	A	James Madison	73 76		89	H	Villanova	62 67	201	H	Lafayette	76 44
									91	A	Butler	67 42	220	H	Georgetown	71 54
													224	A	Xavier	75 67
													233	H	Fairfield	71 69
													284	A	St. Bonaventure	68 56
													293	H	Army West Point	96 60
LAST 10 Division I																
				76	A	Seton Hall	82 66		89	H	Villanova	62 67				
				40	H	Creighton	63 58		220	H	Georgetown	71 54				
				134	H	Providence	64 58		91	A	Butler	67 42				
				19	A	DePaul	69 74		224	A	Xavier	75 67				
				37	A	Marquette	85 94		233	H	Fairfield	71 69				

Non-Div I Games:

St. John's (NY)

## Stanford

Through Games Of Jan. 28, 2020

Average RPI Win:	117	WON-LOST	WINNING	LAST 10	STRENGTH OF	OPP. STRENGTH	TEAM	ADJ.	CONF.	ADJ CONF.
Average RPI Loss:	16	RECORD	PCT. RANK	GAMES	SCHEDULE	OF SCHEDULE	RPI	RPI	RPI	RPI
DIV. I ONLY	18- 2	11	8-2	20	7	4	4	1	1	
DIV. I NON-CONF.	11- 1	13	1-1	46	32	6	6	1	1	
TOTALS	RPI 1-25	RPI 26-50	W-L RECORDS	RPI 51-100	RPI 101-150	RPI 150+				
18- 2	4- 1	1- 1	OVERALL	4- 0	4- 0	5- 0				
12- 0	2- 0	1- 0	HOME	4- 0	2- 0	3- 0				
3- 2	1- 1	0- 1	AWAY	0- 0	1- 0	1- 0				
3- 0	1- 0	0- 0	NEUTRAL	0- 0	1- 0	1- 0				
11- 1	3- 0	0- 1	NON-CONFERENCE	2- 0	1- 0	5- 0				
7- 0	2- 0	0- 0	HOME	2- 0	0- 0	3- 0				
1- 1	0- 0	0- 1	AWAY	0- 0	0- 0	1- 0				
3- 0	1- 0	0- 0	NEUTRAL	0- 0	1- 0	1- 0				
7- 1	1- 1	1- 0	CONFERENCE	2- 0	3- 0	0- 0				
5- 0	0- 0	1- 0	HOME	2- 0	2- 0	0- 0				
2- 1	1- 1	0- 0	AWAY	0- 0	1- 0	0- 0				
0- 0	0- 0	0- 0	NEUTRAL	0- 0	0- 0	0- 0				

RPI	S	Opponent	Score	RPI	S	Opponent	Score	RPI	S	Opponent	Score	RPI	S	Opponent	Score
2	A	Oregon	55 87	30	A	Texas	64 69	51	H	Tennessee	78 51	106	H	Washington	77 56
10	H	Gonzaga	76 70	42	H	Colorado	76 68	68	H	Buffalo	88 69	114	N	Syracuse	77 59
11	N	Mississippi St.	67 62					83	H	Washington St.	77 58	127	A	California	79 65
14	A	Oregon St.	61 58					98	H	Utah	82 49	127	H	California	73 40
25	H	Ohio St.	71 52									191	H	UC Davis	67 55
												209	H	Northern Colo.	90 36
												232	A	San Francisco	97 71
												295	H	Eastern Wash.	92 27
												297	N	California Baptist	83 78
LAST 10 Division I															
98	H	Utah	82 49	127	H	California	73 40								
42	H	Colorado	76 68	106	H	Washington	77 56								
14	A	Oregon St.	61 58	83	H	Washington St.	77 58								
2	A	Oregon	55 87	191	H	UC Davis	67 55								
127	A	California	79 65	30	A	Texas	64 69								

Non-Div I Games:

Stanford

■ Loss, 
 ■ Non-Conf, 
 ■ S Site, 
 ■ H Home 
 ■ A Away 
 N Neutral

Average RPI Win: <b>266</b>	WON-LOST	WINNING	LAST 10	STRENGTH OF	OPP. STRENGTH	TEAM	ADJ.	CONF.	ADJ CONF.
Average RPI Loss: <b>129</b>	RECORD	PCT. RANK	GAMES	SCHEDULE	OF SCHEDULE	RPI	RPI	RPI	RPI
DIV. I ONLY	5- 12	280	3-7	134	219	257	257	16	16
DIV. I NON-CONF.	3- 7	252	1-2	115	211	230	230	15	15
TOTALS	RPI 1-25	RPI 26-50	W-L RECORDS	RPI 51-100	RPI 101-150	RPI 150+			
5- 12	0- 1	0- 1	OVERALL	0- 2	0- 3	5- 5			
3- 5	0- 0	0- 1	HOME	0- 0	0- 2	3- 2			
2- 6	0- 1	0- 0	AWAY	0- 2	0- 1	2- 2			
0- 1	0- 0	0- 0	NEUTRAL	0- 0	0- 0	0- 1			
3- 7	0- 1	0- 0	NON-CONFERENCE	0- 2	0- 2	3- 2			
2- 2	0- 0	0- 0	HOME	0- 0	0- 1	2- 1			
1- 4	0- 1	0- 0	AWAY	0- 2	0- 1	1- 0			
0- 1	0- 0	0- 0	NEUTRAL	0- 0	0- 0	0- 1			
2- 5	0- 0	0- 1	CONFERENCE	0- 0	0- 1	2- 3			
1- 3	0- 0	0- 1	HOME	0- 0	0- 1	1- 1			
1- 2	0- 0	0- 0	AWAY	0- 0	0- 0	1- 2			
0- 0	0- 0	0- 0	NEUTRAL	0- 0	0- 0	0- 0			

RPI 1-25				RPI 26-50				RPI 51-100				RPI 101+ Team's RPI: 257			
RPI	S	Opponent	Score	RPI	S	Opponent	Score	RPI	S	Opponent	Score	RPI	S	Opponent	Score
20	A	Kentucky	48 <b>67</b>	32	H	FGCU	47 <b>89</b>	51	A	Tennessee	46 <b>73</b>	112	H	Liberty	48 <b>57</b>
								56	A	UCF	40 <b>66</b>	119	H	Holy Cross	63 <b>75</b>
												120	A	Penn	41 <b>81</b>
												151	H	Bethune-Cookman	55 <b>59</b>
												170	A	North Ala.	57 <b>68</b>
												204	A	Jacksonville	52 <b>57</b>
												208	A	Kennesaw St.	67 61
												214	H	Tulsa	66 60
												243	A	Morehead St.	58 55
												248	N	Saint Francis (PA)	73 <b>78</b>
												264	H	Lipscomb	59 <b>65</b>
												330	H	NJIT	72 49
												337	H	Canisius	68 52
LAST 10 Division I															
330	H	NJIT	72 49	264	H	Lipscomb	59 <b>65</b>								
112	H	Liberty	48 <b>57</b>	208	A	Kennesaw St.	67 61								
170	A	North Ala.	57 <b>68</b>	119	H	Holy Cross	63 <b>75</b>								
204	A	Jacksonville	52 <b>57</b>	151	H	Bethune-Cookman	55 <b>59</b>								
32	H	FGCU	47 <b>89</b>	337	H	Canisius	68 52								

Non-Div I Games: Palm Beach Atl. 77 46 Trinity Baptist 116 40 Fla. National 80 37

Stetson



Stony Brook

Through Games Of Jan. 28, 2020

Average RPI Win:	258	WON-LOST	WINNING	LAST 10	STRENGTH OF	OPP. STRENGTH	TEAM	ADJ.	CONF.	ADJ CONF.
Average RPI Loss:	47	RECORD	PCT. RANK	GAMES	SCHEDULE	OF SCHEDULE	RPI	RPI	RPI	RPI
DIV. I ONLY	18- 1	5	10-0	336	288	94	94	28	28	
DIV. I NON-CONF.	11- 1	13	3-0	310	257	76	76	28	28	
TOTALS	RPI 1-25	RPI 26-50	W-L RECORDS	RPI 51-100	RPI 101-150	RPI 150+				
18- 1	0- 0	0- 1	OVERALL	1- 0	1- 0	16- 0				
8- 0	0- 0	0- 0	HOME	1- 0	0- 0	7- 0				
8- 1	0- 0	0- 1	AWAY	0- 0	0- 0	8- 0				
2- 0	0- 0	0- 0	NEUTRAL	0- 0	1- 0	1- 0				
11- 1	0- 0	0- 1	NON-CONFERENCE	1- 0	1- 0	9- 0				
4- 0	0- 0	0- 0	HOME	1- 0	0- 0	3- 0				
5- 1	0- 0	0- 1	AWAY	0- 0	0- 0	5- 0				
2- 0	0- 0	0- 0	NEUTRAL	0- 0	1- 0	1- 0				
7- 0	0- 0	0- 0	CONFERENCE	0- 0	0- 0	7- 0				
4- 0	0- 0	0- 0	HOME	0- 0	0- 0	4- 0				
3- 0	0- 0	0- 0	AWAY	0- 0	0- 0	3- 0				
0- 0	0- 0	0- 0	NEUTRAL	0- 0	0- 0	0- 0				

RPI 1-25			RPI 26-50			RPI 51-100			Team's RPI: 94			RPI 101+			
RPI	S	Opponent	Score	RPI	S	Opponent	Score	RPI	S	Opponent	Score	RPI	S	Opponent	Score
47	A	Arkansas	58 88	60	H	Bucknell	78 73	133	N	Western Mich.	50 47				
								179	A	Binghamton	67 60				
								221	H	Manhattan	59 54				
								223	H	Iona	59 40				
								254	H	Maine	73 69				
								261	N	Morgan St.	63 56				
								266	H	Sacred Heart	54 50				
								273	A	Wagner	66 45				
								281	A	New Hampshire	53 44				
								282	H	Vermont	67 49				
								287	A	Pittsburgh	59 56				
								303	H	UMBC	57 45				
								304	A	Hofstra	81 38				
								311	A	St. Francis Brooklyn	86 73				
								313	A	Albany (NY)	73 53				
								345	H	Hartford	66 55				
								347	A	LIU Brooklyn	80 49				
LAST 10 Division I															
179	A	Binghamton	67 60	254	H	Maine	73 69								
313	A	Albany (NY)	73 53	303	H	UMBC	57 45								
345	H	Hartford	66 55	60	H	Bucknell	78 73								
281	A	New Hampshire	53 44	133	N	Western Mich.	50 47								
282	H	Vermont	67 49	261	N	Morgan St.	63 56								

Non-Div I Games: Molloy 66 49

Stony Brook

Loss, Non-Conf, S Site, H Home A Away N Neutral

Average RPI Win:	190	WON-LOST	WINNING	LAST 10	STRENGTH OF	OPP. STRENGTH	TEAM	ADJ.	CONF.	ADJ CONF.
Average RPI Loss:	46	RECORD	PCT. RANK	GAMES	SCHEDULE	OF SCHEDULE	RPI	RPI	RPI	RPI
DIV. I ONLY	9- 10	189	4-6	54	14	114	114	5	5	
DIV. I NON-CONF.	6- 5	151	1-1	70	47	115	115	3	3	
TOTALS	RPI 1-25	RPI 26-50	W-L RECORDS	RPI 51-100	RPI 101-150	RPI 150+				
9- 10	1- 3	0- 3	OVERALL	2- 3	1- 1	5- 0				
6- 3	1- 1	0- 1	HOME	1- 1	1- 0	3- 0				
1- 4	0- 1	0- 1	AWAY	0- 2	0- 0	1- 0				
2- 3	0- 1	0- 1	NEUTRAL	1- 0	0- 1	1- 0				
6- 5	0- 2	0- 2	NON-CONFERENCE	2- 0	0- 1	4- 0				
4- 1	0- 1	0- 0	HOME	1- 0	0- 0	3- 0				
0- 1	0- 0	0- 1	AWAY	0- 0	0- 0	0- 0				
2- 3	0- 1	0- 1	NEUTRAL	1- 0	0- 1	1- 0				
3- 5	1- 1	0- 1	CONFERENCE	0- 3	1- 0	1- 0				
2- 2	1- 0	0- 1	HOME	0- 1	1- 0	0- 0				
1- 3	0- 1	0- 0	AWAY	0- 2	0- 0	1- 0				
0- 0	0- 0	0- 0	NEUTRAL	0- 0	0- 0	0- 0				

RPI	S	Opponent	Score	RPI	S	Opponent	Score	RPI	S	Opponent	Score	RPI	S	Opponent	Score	Team's RPI: 114
2	H	Oregon	64 81	38	H	Duke	58 88	55	H	Georgia Tech	64 82	129	H	Notre Dame	74 63	
3	A	Louisville	58 62	39	N	West Virginia	69 71	61	A	Miami (FL)	62 77	144	N	Green Bay	73 79	
4	N	Stanford	59 77	48	A	Michigan	76 84	64	A	Wake Forest	60 65	159	N	Houston	87 62	
16	H	Florida St.	90 89					77	H	Ohio	66 54	287	A	Pittsburgh	69 51	
								96	N	Michigan St.	77 63	303	H	UMBC	82 48	
												313	H	Albany (NY)	75 53	
												327	H	UMES	65 50	
LAST 10 Division I																
64	A	Wake Forest	60 65	129	H	Notre Dame	74 63									
38	H	Duke	58 88	16	H	Florida St.	90 89									
287	A	Pittsburgh	69 51	3	A	Louisville	58 62									
55	H	Georgia Tech	64 82	39	N	West Virginia	69 71									
61	A	Miami (FL)	62 77	96	N	Michigan St.	77 63									

Non-Div I Games:

Syracuse

■ Loss, 
 ■ Non-Conf, 
 ■ S Site, 
 ■ H Home 
 ■ A Away 
 N Neutral

Average RPI Win:	138	WON-LOST	WINNING	LAST 10	STRENGTH OF	OPP. STRENGTH	TEAM	ADJ.	CONF.	ADJ CONF.
Average RPI Loss:	58	RECORD	PCT. RANK	GAMES	SCHEDULE	OF SCHEDULE	RPI	RPI	RPI	RPI
DIV. I ONLY	14- 4	39	7-3	25	52	23	23	3	3	
DIV. I NON-CONF.	9- 2	38	2-1	122	81	32	32	4	4	
TOTALS	RPI 1-25	RPI 26-50	W-L RECORDS	RPI 51-100	RPI 101-150	RPI 150+				
14- 4	0- 2	3- 0	OVERALL	3- 1	4- 0	4- 1				
9- 2	0- 1	1- 0	HOME	2- 0	4- 0	2- 1				
5- 2	0- 1	2- 0	AWAY	1- 1	0- 0	2- 0				
0- 0	0- 0	0- 0	NEUTRAL	0- 0	0- 0	0- 0				
9- 2	0- 1	0- 0	NON-CONFERENCE	1- 1	4- 0	4- 0				
7- 0	0- 0	0- 0	HOME	1- 0	4- 0	2- 0				
2- 2	0- 1	0- 0	AWAY	0- 1	0- 0	2- 0				
0- 0	0- 0	0- 0	NEUTRAL	0- 0	0- 0	0- 0				
5- 2	0- 1	3- 0	CONFERENCE	2- 0	0- 0	0- 1				
2- 2	0- 1	1- 0	HOME	1- 0	0- 0	0- 1				
3- 0	0- 0	2- 0	AWAY	1- 0	0- 0	0- 0				
0- 0	0- 0	0- 0	NEUTRAL	0- 0	0- 0	0- 0				

RPI	S	Opponent	Score	RPI	S	Opponent	Score	RPI	S	Opponent	Score	RPI	S	Opponent	Score
8	H	Baylor	57 66	30	A	Texas	65 63	52	A	Middle Tenn.	70 82	110	H	Boise St.	77 65
17	A	Texas A&M	68 70	39	H	West Virginia	73 60	53	A	Iowa St.	77 74	131	H	Robert Morris	66 61
				46	A	Oklahoma	82 63	77	H	Ohio	79 72	132	H	Cornell	59 49
								82	H	Kansas	73 59	137	H	Auburn	80 65
												154	H	Texas Tech	76 80
												212	A	SMU	57 56
												290	H	Texas St.	79 52
												293	A	Army West Point	66 52
												294	H	Nicholls St.	72 47
LAST 10 Division I															
39	H	West Virginia	73 60	154	H	Texas Tech	76 80								
8	H	Baylor	57 66	30	A	Texas	65 63								
46	A	Oklahoma	82 63	52	A	Middle Tenn.	70 82								
53	A	Iowa St.	77 74	290	H	Texas St.	79 52								
82	H	Kansas	73 59	77	H	Ohio	79 72								

Non-Div I Games:

TCU

Average RPI Win:	156	WON-LOST	WINNING	LAST 10	STRENGTH OF	OPP. STRENGTH	TEAM	ADJ.	CONF.	ADJ CONF.
Average RPI Loss:	74	RECORD	PCT. RANK	GAMES	SCHEDULE	OF SCHEDULE	RPI	RPI	RPI	RPI
DIV. I ONLY	12- 8	116	7-3	28	84	57	57	9	9	
DIV. I NON-CONF.	8- 5	117	3-1	24	78	60	60	9	9	
TOTALS	RPI 1-25	RPI 26-50	W-L RECORDS	RPI 51-100	RPI 101-150	RPI 150+				
12- 8	0- 2	0- 2	OVERALL	3- 1	2- 1	7- 2				
7- 3	0- 2	0- 1	HOME	2- 0	2- 0	3- 0				
5- 3	0- 0	0- 0	AWAY	1- 0	0- 1	4- 2				
0- 2	0- 0	0- 1	NEUTRAL	0- 1	0- 0	0- 0				
8- 5	0- 1	0- 2	NON-CONFERENCE	2- 1	2- 0	4- 1				
5- 2	0- 1	0- 1	HOME	1- 0	2- 0	2- 0				
3- 1	0- 0	0- 0	AWAY	1- 0	0- 0	2- 1				
0- 2	0- 0	0- 1	NEUTRAL	0- 1	0- 0	0- 0				
4- 3	0- 1	0- 0	CONFERENCE	1- 0	0- 1	3- 1				
2- 1	0- 1	0- 0	HOME	1- 0	0- 0	1- 0				
2- 2	0- 0	0- 0	AWAY	0- 0	0- 1	2- 1				
0- 0	0- 0	0- 0	NEUTRAL	0- 0	0- 0	0- 0				

RPI 1-25				RPI 26-50				RPI 51-100				RPI 101+			
RPI	S	Opponent	Score	RPI	S	Opponent	Score	RPI	S	Opponent	Score	RPI	S	Opponent	Score
1	H	South Carolina	71 78	32	H	FGCU	67 93	58	N	North Carolina	58 71	104	A	Cincinnati	81 86
7	H	UConn	54 83	40	N	Creighton	59 69	60	A	Bucknell	72 61	107	H	Duquesne	85 72
								78	H	South Fla.	69 66	120	H	Penn	76 72
								89	H	Villanova	74 69	159	A	Houston	61 58
												164	A	Wichita St.	70 72
												177	A	Towson	74 59
												184	A	Saint Joseph's	63 67
												193	A	La Salle	72 69
												212	H	SMU	85 62
												214	A	Tulsa	74 65
												224	H	Xavier	78 65
												233	H	Fairfield	77 59
LAST 10 Division I															
104	A	Cincinnati	81 86	159	A	Houston	61 58	214	A	Tulsa	74 65				
120	H	Penn	76 72					193	A	La Salle	72 69				
164	A	Wichita St.	70 72	78	H	South Fla.	69 66	32	H	FGCU	67 93				
212	H	SMU	85 62	89	H	Villanova	74 69								

Non-Div I Games:

Temple

## Tennessee

Through Games Of Jan. 28, 2020

Average RPI Win:	200	WON-LOST	WINNING	LAST 10	STRENGTH OF	OPP. STRENGTH	TEAM	ADJ.	CONF.	ADJ CONF.
Average RPI Loss:	15	RECORD	PCT. RANK	GAMES	SCHEDULE	OF SCHEDULE	RPI	RPI	RPI	RPI
DIV. I ONLY	16- 4	31	8-2	168	65	51	51	4	4	
DIV. I NON-CONF.	10- 3	58	2-1	252	143	104	104	5	5	
TOTALS	RPI 1-25	RPI 26-50	W-L RECORDS	RPI 51-100	RPI 101-150	RPI 150+				
16- 4	1- 3	0- 1	OVERALL	2- 0	3- 0	10- 0				
11- 1	1- 0	0- 1	HOME	2- 0	1- 0	7- 0				
5- 3	0- 3	0- 0	AWAY	0- 0	2- 0	3- 0				
0- 0	0- 0	0- 0	NEUTRAL	0- 0	0- 0	0- 0				
10- 3	0- 2	0- 1	NON-CONFERENCE	0- 0	1- 0	9- 0				
7- 1	0- 0	0- 1	HOME	0- 0	0- 0	7- 0				
3- 2	0- 2	0- 0	AWAY	0- 0	1- 0	2- 0				
0- 0	0- 0	0- 0	NEUTRAL	0- 0	0- 0	0- 0				
6- 1	1- 1	0- 0	CONFERENCE	2- 0	2- 0	1- 0				
4- 0	1- 0	0- 0	HOME	2- 0	1- 0	0- 0				
2- 1	0- 1	0- 0	AWAY	0- 0	1- 0	1- 0				
0- 0	0- 0	0- 0	NEUTRAL	0- 0	0- 0	0- 0				

RPI	S	Opponent	Score	RPI	S	Opponent	Score	RPI	S	Opponent	Score	RPI	S	Opponent	Score
4	A	Stanford	51 78	30	H	Texas	60 66	63	H	Alabama	65 63	128	A	Florida	78 50
7	A	UConn	45 60					69	H	Georgia	73 56	129	A	Notre Dame	74 63
20	A	Kentucky	76 80									145	H	Missouri	77 66
24	H	LSU	63 58									186	A	Portland St.	88 61
												206	H	Central Ark.	63 36
												240	H	Howard	88 38
												242	A	ETSU	72 68
												257	H	Stetson	73 46
												258	H	Colorado St.	79 41
												275	A	Ole Miss	84 28
												315	H	Air Force	81 54
												317	H	Ark.-Pine Bluff	92 51
												339	H	Tennessee St.	73 43
LAST 10 Division I															
24	H	LSU	63 58	275	A	Ole Miss	84 28								
7	A	UConn	45 60	20	A	Kentucky	76 80								
63	H	Alabama	65 63	145	H	Missouri	77 66								
128	A	Florida	78 50	240	H	Howard	88 38								
69	H	Georgia	73 56	186	A	Portland St.	88 61								

Non-Div I Games:

Tennessee

■ Loss, 
■ Non-Conf, 
■ S Site, 
■ H Home 
■ A Away 
N Neutral

## Tennessee St.

## Through Games Of Jan. 28, 2020

Average RPI Win:	0	WON-LOST	WINNING	LAST 10	STRENGTH OF	OPP. STRENGTH	TEAM	ADJ.	CONF.	ADJ CONF.
Average RPI Loss:	192	RECORD	PCT. RANK	GAMES	SCHEDULE	OF SCHEDULE	RPI	RPI	RPI	RPI
DIV. I ONLY	0- 16	349	0-10	177	305	339	339	18	18	
DIV. I NON-CONF.	0- 8	338	0-2	79	304	319	319	24	24	
TOTALS	RPI 1-25	RPI 26-50	W-L RECORDS	RPI 51-100	RPI 101-150	RPI 150+				
0- 16	0- 0	0- 1	OVERALL	0- 3	0- 0	0- 12				
0- 9	0- 0	0- 0	HOME	0- 1	0- 0	0- 8				
0- 7	0- 0	0- 1	AWAY	0- 2	0- 0	0- 4				
0- 0	0- 0	0- 0	NEUTRAL	0- 0	0- 0	0- 0				
0- 8	0- 0	0- 1	NON-CONFERENCE	0- 2	0- 0	0- 5				
0- 5	0- 0	0- 0	HOME	0- 1	0- 0	0- 4				
0- 3	0- 0	0- 1	AWAY	0- 1	0- 0	0- 1				
0- 0	0- 0	0- 0	NEUTRAL	0- 0	0- 0	0- 0				
0- 8	0- 0	0- 0	CONFERENCE	0- 1	0- 0	0- 7				
0- 4	0- 0	0- 0	HOME	0- 0	0- 0	0- 4				
0- 4	0- 0	0- 0	AWAY	0- 1	0- 0	0- 3				
0- 0	0- 0	0- 0	NEUTRAL	0- 0	0- 0	0- 0				

RPI 1-25				RPI 26-50				RPI 51-100				RPI 101+				Team's RPI: 339
RPI	S	Opponent	Score	RPI	S	Opponent	Score	RPI	S	Opponent	Score	RPI	S	Opponent	Score	
				34	A	Arizona	42 77	51	A	Tennessee	43 73	153	A	Southeast Mo. St.	54 83	
								85	H	Vanderbilt	55 106	160	H	Columbia	65 75	
								87	A	UT Martin	71 88	170	H	North Ala.	63 88	
												174	A	Austin Peay	58 76	
												222	A	Murray St.	62 100	
												243	H	Morehead St.	47 84	
												244	H	Eastern Ill.	52 73	
												263	A	South Alabama	48 70	
												264	H	Lipscomb	64 74	
												277	H	Eastern Ky.	55 61	
												318	H	Alcorn	57 62	
												321	H	SIUE	63 76	
LAST 10 Division I																
				222	A	Murray St.	62 100	87	A	UT Martin	71 88					
				174	A	Austin Peay	58 76	321	H	SIUE	63 76					
				277	H	Eastern Ky.	55 61	244	H	Eastern Ill.	52 73					
				243	H	Morehead St.	47 84	160	H	Columbia	65 75					
				153	A	Southeast Mo. St.	54 83	34	A	Arizona	42 77					

Non-Div I Games: Wilberforce 83 65 Fisk 91 50

Tennessee St.

■ Loss, 
 ■ Non-Conf, 
 ■ S Site, 
 ■ H Home 
 ■ A Away 
 N Neutral

## Tennessee Tech

Through Games Of Jan. 28, 2020

Average RPI Win:	263	WON-LOST	WINNING	LAST 10	STRENGTH OF	OPP. STRENGTH	TEAM	ADJ.	CONF.	ADJ CONF.
Average RPI Loss:	108	RECORD	PCT. RANK	GAMES	SCHEDULE	OF SCHEDULE	RPI	RPI	RPI	RPI
DIV. I ONLY	13- 4	42	10-0	340	183	139	139	18	18	
DIV. I NON-CONF.	5- 4	140	2-0	344	80	234	234	24	24	
TOTALS	RPI 1-25	RPI 26-50	W-L RECORDS	RPI 51-100	RPI 101-150	RPI 150+				
13- 4	0- 0	0- 0	OVERALL	0- 3	0- 0	13- 1				
6- 0	0- 0	0- 0	HOME	0- 0	0- 0	6- 0				
6- 3	0- 0	0- 0	AWAY	0- 3	0- 0	6- 0				
1- 1	0- 0	0- 0	NEUTRAL	0- 0	0- 0	1- 1				
5- 4	0- 0	0- 0	NON-CONFERENCE	0- 3	0- 0	5- 1				
2- 0	0- 0	0- 0	HOME	0- 0	0- 0	2- 0				
2- 3	0- 0	0- 0	AWAY	0- 3	0- 0	2- 0				
1- 1	0- 0	0- 0	NEUTRAL	0- 0	0- 0	1- 1				
8- 0	0- 0	0- 0	CONFERENCE	0- 0	0- 0	8- 0				
4- 0	0- 0	0- 0	HOME	0- 0	0- 0	4- 0				
4- 0	0- 0	0- 0	AWAY	0- 0	0- 0	4- 0				
0- 0	0- 0	0- 0	NEUTRAL	0- 0	0- 0	0- 0				

RPI 1-25			RPI 26-50			RPI 51-100			RPI 101+			Team's RPI: 139
RPI	S	Opponent	Score	RPI	S	Opponent	Score	RPI	S	Opponent	Score	
						52	A Middle Tenn.	58	64	161	A Samford	72 57
						85	A Vanderbilt	61	75	174	H Austin Peay	58 49
						93	A Southern Ill.	65	76	203	N Northern Ill.	74 82
										222	H Murray St.	77 72
										243	A Morehead St.	75 55
										243	H Morehead St.	82 75
										244	A Eastern Ill.	75 62
										264	H Lipscomb	78 58
										277	A Eastern Ky.	60 42
										277	H Eastern Ky.	87 82
										312	N Detroit Mercy	69 47
										321	A SIUE	65 50
										333	A Western Caro.	62 58
										346	H La.-Monroe	75 68
LAST 10 Division I												
						277	H Eastern Ky.	87	82	174	H Austin Peay	58 49
						243	H Morehead St.	82	75	243	A Morehead St.	75 55
						244	A Eastern Ill.	75	62	277	A Eastern Ky.	60 42
						321	A SIUE	65	50	264	H Lipscomb	78 58
						222	H Murray St.	77	72	333	A Western Caro.	62 58

Non-Div I Games: Tenn. Wesleyan 94 45 Cumberland (TN) 88 51

Tennessee Tech

Loss, Non-Conf, S Site, H Home A Away N Neutral

Average RPI Win:	152	WON-LOST	WINNING	LAST 10	STRENGTH OF	OPP. STRENGTH	TEAM	ADJ.	CONF.	ADJ CONF.
Average RPI Loss:	63	RECORD	PCT. RANK	GAMES	SCHEDULE	OF SCHEDULE	RPI	RPI	RPI	RPI
DIV. I ONLY	14- 6	62	8-2	24	71	30	30	3	3	
DIV. I NON-CONF.	8- 4	90	2-0	71	171	75	75	4	4	
TOTALS	RPI 1-25	RPI 26-50	W-L RECORDS	RPI 51-100	RPI 101-150	RPI 150+				
14- 6	1- 2	2- 2	OVERALL	4- 1	0- 0	7- 1				
8- 2	1- 1	0- 1	HOME	2- 0	0- 0	5- 0				
5- 3	0- 0	2- 1	AWAY	2- 1	0- 0	1- 1				
1- 1	0- 1	0- 0	NEUTRAL	0- 0	0- 0	1- 0				
8- 4	1- 1	0- 1	NON-CONFERENCE	2- 1	0- 0	5- 1				
6- 1	1- 0	0- 1	HOME	1- 0	0- 0	4- 0				
1- 2	0- 0	0- 0	AWAY	1- 1	0- 0	0- 1				
1- 1	0- 1	0- 0	NEUTRAL	0- 0	0- 0	1- 0				
6- 2	0- 1	2- 1	CONFERENCE	2- 0	0- 0	2- 0				
2- 1	0- 1	0- 0	HOME	1- 0	0- 0	1- 0				
4- 1	0- 0	2- 1	AWAY	1- 0	0- 0	1- 0				
0- 0	0- 0	0- 0	NEUTRAL	0- 0	0- 0	0- 0				

RPI 1-25				RPI 26-50				Team's RPI: 30	RPI 51-100				RPI 101+			
RPI	S	Opponent	Score	RPI	S	Opponent	Score		RPI	S	Opponent	Score	RPI	S	Opponent	Score
4	H	Stanford	69 64	34	H	Arizona	58 83		51	A	Tennessee	66 60	154	H	Texas Tech	92 66
18	N	NC State	73 84	39	A	West Virginia	63 68		53	A	Iowa St.	81 75	172	A	Kansas St.	71 63
23	H	TCU	63 65	44	A	Oklahoma St.	61 56		77	H	Ohio	73 60	185	A	Hawaii	60 73
				46	A	Oklahoma	70 53		78	A	South Fla.	57 64	236	N	North Texas	63 57
									82	H	Kansas	85 77	241	H	Southern U.	93 39
													302	H	UTSA	84 53
													320	H	UTRGV	85 69
													343	H	Northwestern St.	91 49
LAST 10 Division I																
				46	A	Oklahoma	70 53		39	A	West Virginia	63 68				
				44	A	Oklahoma St.	61 56		53	A	Iowa St.	81 75				
				82	H	Kansas	85 77		23	H	TCU	63 65				
				172	A	Kansas St.	71 63		343	H	Northwestern St.	91 49				
				154	H	Texas Tech	92 66		4	H	Stanford	69 64				

Non-Div I Games:

Texas



Average RPI Win:	125	WON-LOST	WINNING	LAST 10	STRENGTH OF	OPP. STRENGTH	TEAM	ADJ.	CONF.	ADJ CONF.
Average RPI Loss:	20	RECORD	PCT. RANK	GAMES	SCHEDULE	OF SCHEDULE	RPI	RPI	RPI	RPI
DIV. I ONLY	17- 3	18	8-2	26	19	17	17	4	4	
DIV. I NON-CONF.	12- 1	9	3-0	38	21	8	8	5	5	
TOTALS	RPI 1-25	RPI 26-50	W-L RECORDS	RPI 51-100	RPI 101-150	RPI 150+				
17- 3	1- 3	3- 0	OVERALL	4- 0	4- 0	5- 0				
11- 1	1- 1	2- 0	HOME	0- 0	3- 0	5- 0				
4- 1	0- 1	1- 0	AWAY	3- 0	0- 0	0- 0				
2- 1	0- 1	0- 0	NEUTRAL	1- 0	1- 0	0- 0				
12- 1	1- 1	2- 0	NON-CONFERENCE	3- 0	2- 0	4- 0				
8- 0	1- 0	2- 0	HOME	0- 0	1- 0	4- 0				
2- 0	0- 0	0- 0	AWAY	2- 0	0- 0	0- 0				
2- 1	0- 1	0- 0	NEUTRAL	1- 0	1- 0	0- 0				
5- 2	0- 2	1- 0	CONFERENCE	1- 0	2- 0	1- 0				
3- 1	0- 1	0- 0	HOME	0- 0	2- 0	1- 0				
2- 1	0- 1	1- 0	AWAY	1- 0	0- 0	0- 0				
0- 0	0- 0	0- 0	NEUTRAL	0- 0	0- 0	0- 0				

RPI 1-25				RPI 26-50				RPI 51-100				RPI 101+			
RPI	S	Opponent	Score	RPI	S	Opponent	Score	RPI	S	Opponent	Score	RPI	S	Opponent	Score
16	N	Florida St.	58 80	38	H	Duke	79 58	55	N	Georgia Tech	60 48	118	N	Montana St.	78 67
20	A	Kentucky	54 76	44	H	Oklahoma St.	74 62	63	A	Alabama	79 74	128	H	Florida	69 42
23	H	TCU	70 68	47	A	Arkansas	84 77	75	A	Southern California	74 64	141	H	A&M-Corpus Christi	85 48
24	H	LSU	54 57					100	A	Rice	62 61	145	H	Missouri	72 53
												159	H	Houston	72 43
												199	H	Little Rock	78 35
												206	H	Central Ark.	76 46
												275	H	Ole Miss	79 35
												306	H	Prairie View	80 38
LAST 10 Division I															
				145	H	Missouri	72 53	275	H	Ole Miss	79 35				
				63	A	Alabama	79 74	47	A	Arkansas	84 77				
				128	H	Florida	69 42	141	H	A&M-Corpus Christi	85 48				
				20	A	Kentucky	54 76	118	N	Montana St.	78 67				
				24	H	LSU	54 57	55	N	Georgia Tech	60 48				

Non-Div I Games:

Texas A&amp;M

■ Loss, 
 ■ Non-Conf, S Site, 
 ■ Home 
 ■ Away 
 N Neutral

## Texas Southern

Through Games Of Jan. 28, 2020

Average RPI Win:	245	WON-LOST	WINNING	LAST 10	STRENGTH OF	OPP. STRENGTH	TEAM	ADJ.	CONF.	ADJ CONF.
Average RPI Loss:	69	RECORD	PCT. RANK	GAMES	SCHEDULE	OF SCHEDULE	RPI	RPI	RPI	RPI
DIV. I ONLY	11- 7	107	8-2	194	160	108	108	31	31	
DIV. I NON-CONF.	5- 6	187	2-1	16	27	46	46	30	30	
TOTALS	RPI 1-25	RPI 26-50	W-L RECORDS	RPI 51-100	RPI 101-150	RPI 150+				
11- 7	0- 2	0- 1	OVERALL	1- 2	2- 1	8- 1				
6- 0	0- 0	0- 0	HOME	1- 0	0- 0	5- 0				
5- 5	0- 2	0- 1	AWAY	0- 1	2- 0	3- 1				
0- 2	0- 0	0- 0	NEUTRAL	0- 1	0- 1	0- 0				
5- 6	0- 2	0- 1	NON-CONFERENCE	1- 2	2- 1	2- 0				
1- 0	0- 0	0- 0	HOME	1- 0	0- 0	0- 0				
4- 4	0- 2	0- 1	AWAY	0- 1	2- 0	2- 0				
0- 2	0- 0	0- 0	NEUTRAL	0- 1	0- 1	0- 0				
6- 1	0- 0	0- 0	CONFERENCE	0- 0	0- 0	6- 1				
5- 0	0- 0	0- 0	HOME	0- 0	0- 0	5- 0				
1- 1	0- 0	0- 0	AWAY	0- 0	0- 0	1- 1				
0- 0	0- 0	0- 0	NEUTRAL	0- 0	0- 0	0- 0				

RPI 1-25				RPI 26-50				RPI 51-100				RPI 101+ Team's RPI: 108			
RPI	S	Opponent	Score	RPI	S	Opponent	Score	RPI	S	Opponent	Score	RPI	S	Opponent	Score
2	A	Oregon	63 99	42	A	Colorado	50 74	53	A	Iowa St.	59 79	101	A	UT Arlington	74 63
10	A	Gonzaga	45 80					98	N	Utah	52 61	113	N	UAB	68 84
								100	H	Rice	63 56	125	A	Tulane	72 62
												165	A	Jackson St.	79 81
												185	A	Hawaii	74 57
												241	H	Southern U.	61 56
												306	H	Prairie View	88 65
												317	H	Ark.-Pine Bluff	78 77
												318	H	Alcorn	105 70
												320	A	UTRGV	71 44
												336	A	Grambling	89 85
												351	H	Mississippi Val.	88 58
LAST 10 Division I															
				317	H	Ark.-Pine Bluff	78 77	318	H	Alcorn	105 70				
				351	H	Mississippi Val.	88 58	241	H	Southern U.	61 56				
				336	A	Grambling	89 85	101	A	UT Arlington	74 63				
				165	A	Jackson St.	79 81	113	N	UAB	68 84				
				306	H	Prairie View	88 65	125	A	Tulane	72 62				

Non-Div I Games:

Texas Southern

■ Loss, 
 ■ Non-Conf, S Site, 
 ■ Home 
 ■ Away 
 N Neutral

Average RPI Win: <b>214</b>	WON-LOST	WINNING	LAST 10	STRENGTH OF	OPP. STRENGTH	TEAM	ADJ.	CONF.	ADJ CONF.
Average RPI Loss: <b>186</b>	RECORD	PCT. RANK	GAMES	SCHEDULE	OF SCHEDULE	RPI	RPI	RPI	RPI
DIV. I ONLY	5- 12	280	1-9	209	279	290	290	22	22
DIV. I NON-CONF.	5- 4	140	1-1	196	263	133	133	21	21
TOTALS	RPI 1-25	RPI 26-50	W-L RECORDS	RPI 51-100	RPI 101-150	RPI 150+			
5- 12	0- 1	0- 0	OVERALL	0- 2	2- 2	3- 7			
4- 4	0- 0	0- 0	HOME	0- 0	2- 1	2- 3			
1- 8	0- 1	0- 0	AWAY	0- 2	0- 1	1- 4			
0- 0	0- 0	0- 0	NEUTRAL	0- 0	0- 0	0- 0			
5- 4	0- 1	0- 0	NON-CONFERENCE	0- 1	2- 0	3- 2			
4- 0	0- 0	0- 0	HOME	0- 0	2- 0	2- 0			
1- 4	0- 1	0- 0	AWAY	0- 1	0- 0	1- 2			
0- 0	0- 0	0- 0	NEUTRAL	0- 0	0- 0	0- 0			
0- 8	0- 0	0- 0	CONFERENCE	0- 1	0- 2	0- 5			
0- 4	0- 0	0- 0	HOME	0- 0	0- 1	0- 3			
0- 4	0- 0	0- 0	AWAY	0- 1	0- 1	0- 2			
0- 0	0- 0	0- 0	NEUTRAL	0- 0	0- 0	0- 0			

RPI 1-25				RPI 26-50				RPI 51-100				RPI 101+ Team's RPI: 290			
RPI	S	Opponent	Score	RPI	S	Opponent	Score	RPI	S	Opponent	Score	RPI	S	Opponent	Score
23	A	TCU	52 <b>79</b>					65	A	Troy	50 <b>84</b>	123	A	Coastal Caro.	67 <b>75</b>
								82	A	Kansas	48 <b>68</b>	130	H	Louisiana	67 <b>73</b>
												141	H	A&M-Corpus Christi	57 48
												150	H	New Orleans	51 49
												158	A	Dartmouth	61 51
												199	H	Little Rock	66 <b>78</b>
												211	H	Arkansas St.	53 <b>56</b>
												252	A	Oral Roberts	57 <b>63</b>
												261	A	Morgan St.	62 <b>72</b>
												263	A	South Alabama	76 <b>78</b>
												280	A	Appalachian St.	65 <b>73</b>
												302	H	UTSA	74 69
												318	H	Alcorn	67 59
												346	H	La.-Monroe	55 <b>58</b>
LAST 10 Division I															
263	A	South Alabama	76 <b>78</b>	123	A	Coastal Caro.	67 <b>75</b>								
65	A	Troy	50 <b>84</b>	211	H	Arkansas St.	53 <b>56</b>								
130	H	Louisiana	67 <b>73</b>	199	H	Little Rock	66 <b>78</b>								
346	H	La.-Monroe	55 <b>58</b>	318	H	Alcorn	67 59								
280	A	Appalachian St.	65 <b>73</b>	23	A	TCU	52 <b>79</b>								

Non-Div I Games: Texas Lutheran 72 31 Tex. Permian Basin 83 45

Texas St.

■ Loss, 
 ■ Non-Conf, 
 ■ S Site, 
 ■ Home 
 ■ A Away 
 N Neutral

Average RPI Win:	250	WON-LOST	WINNING	LAST 10	STRENGTH OF	OPP. STRENGTH	TEAM	ADJ.	CONF.	ADJ CONF.
Average RPI Loss:	69	RECORD	PCT. RANK	GAMES	SCHEDULE	OF SCHEDULE	RPI	RPI	RPI	RPI
DIV. I ONLY	13- 5	51	5-5	287	146	154	154	3	3	
DIV. I NON-CONF.	11- 0	1	3-0	350	342	167	167	4	4	
TOTALS	RPI 1-25	RPI 26-50	W-L RECORDS	RPI 51-100	RPI 101-150	RPI 150+				
13- 5	1- 1	1- 1	OVERALL	0- 2	1- 0	10- 1				
10- 2	0- 0	1- 0	HOME	0- 1	0- 0	9- 1				
2- 3	1- 1	0- 1	AWAY	0- 1	1- 0	0- 0				
1- 0	0- 0	0- 0	NEUTRAL	0- 0	0- 0	1- 0				
11- 0	0- 0	0- 0	NON-CONFERENCE	0- 0	1- 0	10- 0				
9- 0	0- 0	0- 0	HOME	0- 0	0- 0	9- 0				
1- 0	0- 0	0- 0	AWAY	0- 0	1- 0	0- 0				
1- 0	0- 0	0- 0	NEUTRAL	0- 0	0- 0	1- 0				
2- 5	1- 1	1- 1	CONFERENCE	0- 2	0- 0	0- 1				
1- 2	0- 0	1- 0	HOME	0- 1	0- 0	0- 1				
1- 3	1- 1	0- 1	AWAY	0- 1	0- 0	0- 0				
0- 0	0- 0	0- 0	NEUTRAL	0- 0	0- 0	0- 0				

RPI 1-25				RPI 26-50				RPI 51-100				RPI 101+ Team's RPI: 154			
RPI	S	Opponent	Score	RPI	S	Opponent	Score	RPI	S	Opponent	Score	RPI	S	Opponent	Score
8	A	Baylor	79 87	30	A	Texas	66 92	53	H	Iowa St.	66 96	146	A	San Diego	64 60
23	A	TCU	80 76	46	H	Oklahoma	89 84	82	A	Kansas	50 67	163	H	Sam Houston St.	99 57
												172	H	Kansas St.	72 76
												275	H	Ole Miss	84 48
												302	H	UTSA	115 58
												306	H	Prairie View	82 48
												307	N	Purdue Fort Wayne	82 48
												317	H	Ark.-Pine Bluff	81 55
												329	H	Houston Baptist	59 51
												343	H	Northwestern St.	79 49
												346	H	La.-Monroe	83 38
												350	H	Florida A&M	98 60
LAST 10 Division I															
8	A	Baylor	79 87	23	A	TCU	80 76								
46	H	Oklahoma	89 84	53	H	Iowa St.	66 96								
82	A	Kansas	50 67	302	H	UTSA	115 58								
30	A	Texas	66 92	346	H	La.-Monroe	83 38								
172	H	Kansas St.	72 76	317	H	Ark.-Pine Bluff	81 55								

Non-Div I Games:

Texas Tech

■ Loss, 
 ■ Non-Conf, 
 S Site, 
 ■ Home 
 ■ Away 
 N Neutral

Average RPI Win:	200	WON-LOST	WINNING	LAST 10	STRENGTH OF	OPP. STRENGTH	TEAM	ADJ.	CONF.	ADJ CONF.
Average RPI Loss:	110	RECORD	PCT. RANK	GAMES	SCHEDULE	OF SCHEDULE	RPI	RPI	RPI	RPI
DIV. I ONLY	9- 8	160	7-3	163	127	156	156	10	10	
DIV. I NON-CONF.	5- 6	187	3-1	226	195	214	214	10	10	
TOTALS	RPI 1-25	RPI 26-50	W-L RECORDS	RPI 51-100	RPI 101-150	RPI 150+				
9- 8	0- 1	0- 0	OVERALL	2- 2	1- 3	6- 2				
5- 3	0- 0	0- 0	HOME	2- 1	0- 0	3- 2				
3- 4	0- 1	0- 0	AWAY	0- 0	0- 3	3- 0				
1- 1	0- 0	0- 0	NEUTRAL	0- 1	1- 0	0- 0				
5- 6	0- 0	0- 0	NON-CONFERENCE	1- 2	1- 2	3- 2				
2- 3	0- 0	0- 0	HOME	1- 1	0- 0	1- 2				
2- 2	0- 0	0- 0	AWAY	0- 0	0- 2	2- 0				
1- 1	0- 0	0- 0	NEUTRAL	0- 1	1- 0	0- 0				
4- 2	0- 1	0- 0	CONFERENCE	1- 0	0- 1	3- 0				
3- 0	0- 0	0- 0	HOME	1- 0	0- 0	2- 0				
1- 2	0- 1	0- 0	AWAY	0- 0	0- 1	1- 0				
0- 0	0- 0	0- 0	NEUTRAL	0- 0	0- 0	0- 0				

RPI 1-25				RPI 26-50				RPI 51-100				RPI 101+ Team's RPI: 156			
RPI	S	Opponent	Score	RPI	S	Opponent	Score	RPI	S	Opponent	Score	RPI	S	Opponent	Score
21	A	Central Mich.	66 73					65	N	Troy	64 71	105	N	Pacific	66 65
								67	H	Belmont	53 48	107	A	Duquesne	74 79
								68	H	Buffalo	71 59	129	A	Notre Dame	51 54
								79	H	Dayton	42 60	133	A	Western Mich.	72 84
												162	H	Valparaiso	54 61
												181	H	Memphis	76 83
												190	H	Bowling Green	79 72
												194	H	Akron	65 61
												203	A	Northern Ill.	63 51
												312	A	Detroit Mercy	82 64
												323	A	Georgia St.	74 48
												337	H	Canisius	83 65
LAST 10 Division I															
21	A	Central Mich.	66 73	133	A	Western Mich.	72 84								
190	H	Bowling Green	79 72	337	H	Canisius	83 65								
194	H	Akron	65 61	105	N	Pacific	66 65								
203	A	Northern Ill.	63 51	65	N	Troy	64 71								
68	H	Buffalo	71 59	312	A	Detroit Mercy	82 64								

Non-Div I Games:

Toledo

Average RPI Win:	209	WON-LOST	WINNING	LAST 10	STRENGTH OF	OPP. STRENGTH	TEAM	ADJ.	CONF.	ADJ CONF.
Average RPI Loss:	126	RECORD	PCT. RANK	GAMES	SCHEDULE	OF SCHEDULE	RPI	RPI	RPI	RPI
DIV. I ONLY	9- 8	160	6-4	175	100	177	177	14	14	
DIV. I NON-CONF.	4- 6	212	1-2	185	40	228	228	14	14	
TOTALS	RPI 1-25	RPI 26-50	W-L RECORDS	RPI 51-100	RPI 101-150	RPI 150+				
9- 8	0- 1	1- 1	OVERALL	0- 1	1- 1	7- 4				
6- 4	0- 0	1- 0	HOME	0- 1	1- 0	4- 3				
2- 3	0- 0	0- 1	AWAY	0- 0	0- 1	2- 1				
1- 1	0- 1	0- 0	NEUTRAL	0- 0	0- 0	1- 0				
4- 6	0- 1	0- 1	NON-CONFERENCE	0- 1	0- 1	4- 2				
3- 2	0- 0	0- 0	HOME	0- 1	0- 0	3- 1				
0- 3	0- 0	0- 1	AWAY	0- 0	0- 1	0- 1				
1- 1	0- 1	0- 0	NEUTRAL	0- 0	0- 0	1- 0				
5- 2	0- 0	1- 0	CONFERENCE	0- 0	1- 0	3- 2				
3- 2	0- 0	1- 0	HOME	0- 0	1- 0	1- 2				
2- 0	0- 0	0- 0	AWAY	0- 0	0- 0	2- 0				
0- 0	0- 0	0- 0	NEUTRAL	0- 0	0- 0	0- 0				

RPI 1-25				RPI 26-50				RPI 51-100				RPI 101+ Team's RPI: 177			
RPI	S	Opponent	Score	RPI	S	Opponent	Score	RPI	S	Opponent	Score	RPI	S	Opponent	Score
5	N	Iowa	72 100	36	A	Rutgers	53 67	57	H	Temple	59 74	136	H	Northeastern	81 68
				45	H	James Madison	76 75					146	A	San Diego	67 81
												152	H	Elon	61 74
												155	H	William & Mary	75 83
												187	H	Penn St.	67 73
												197	H	American	63 60
												223	N	Iona	75 58
												238	H	Mt. St. Mary's	73 57
												245	A	Col. of Charleston	79 62
												246	H	Marshall	59 56
												251	A	UNCW	62 41
												267	A	San Diego St.	72 80
												304	H	Hofstra	84 71
LAST 10 Division I															
304	H	Hofstra	84 71	155	H	William & Mary	75 83								
136	H	Northeastern	81 68	152	H	Elon	61 74								
251	A	UNCW	62 41	246	H	Marshall	59 56								
245	A	Col. of Charleston	79 62	36	A	Rutgers	53 67								
45	H	James Madison	76 75	57	H	Temple	59 74								

Non-Div I Games: Chestnut Hill 86 49

Towson

Average RPI Win:	223	WON-LOST	WINNING	LAST 10	STRENGTH OF	OPP. STRENGTH	TEAM	ADJ.	CONF.	ADJ CONF.
Average RPI Loss:	60	RECORD	PCT. RANK	GAMES	SCHEDULE	OF SCHEDULE	RPI	RPI	RPI	RPI
DIV. I ONLY	14- 3	28	9-1	218	181	65	65	22	22	
DIV. I NON-CONF.	7- 2	54	2-0	150	79	40	40	21	21	
TOTALS	RPI 1-25	RPI 26-50	W-L RECORDS	RPI 51-100	RPI 101-150	RPI 150+				
14- 3	0- 1	0- 1	OVERALL	0- 0	3- 1	11- 0				
6- 1	0- 0	0- 0	HOME	0- 0	2- 1	4- 0				
6- 2	0- 1	0- 1	AWAY	0- 0	0- 0	6- 0				
2- 0	0- 0	0- 0	NEUTRAL	0- 0	1- 0	1- 0				
7- 2	0- 1	0- 1	NON-CONFERENCE	0- 0	1- 0	6- 0				
2- 0	0- 0	0- 0	HOME	0- 0	0- 0	2- 0				
3- 2	0- 1	0- 1	AWAY	0- 0	0- 0	3- 0				
2- 0	0- 0	0- 0	NEUTRAL	0- 0	1- 0	1- 0				
7- 1	0- 0	0- 0	CONFERENCE	0- 0	2- 1	5- 0				
4- 1	0- 0	0- 0	HOME	0- 0	2- 1	2- 0				
3- 0	0- 0	0- 0	AWAY	0- 0	0- 0	3- 0				
0- 0	0- 0	0- 0	NEUTRAL	0- 0	0- 0	0- 0				

RPI 1-25				RPI 26-50				RPI 51-100				RPI 101-150				RPI 150+			
RPI	S	Opponent	Score	RPI	S	Opponent	Score	RPI	S	Opponent	Score	RPI	S	Opponent	Score	RPI	S	Opponent	Score
11	A	Mississippi St.	82 122	38	A	Duke	85 99					101	H	UT Arlington	85 69				
												111	N	Kent St.	71 64				
												123	H	Coastal Caro.	84 77				
												130	H	Louisiana	73 79				
												151	A	Bethune-Cookman	68 62				
												156	N	Toledo	71 64				
												161	A	Samford	74 65				
												235	A	Chattanooga	90 51				
												242	H	ETSU	79 61				
												280	H	Appalachian St.	84 55				
												290	H	Texas St.	84 50				
												291	A	Ga. Southern	79 69				
												309	H	Jacksonville St.	94 64				
												323	A	Georgia St.	71 57				
												346	A	La.-Monroe	72 65				
LAST 10 Division I																			
				101	H	UT Arlington	85 69					346	A	La.-Monroe	72 65				
				290	H	Texas St.	84 50					280	H	Appalachian St.	84 55				
				323	A	Georgia St.	71 57					123	H	Coastal Caro.	84 77				
				291	A	Ga. Southern	79 69					111	N	Kent St.	71 64				
				130	H	Louisiana	73 79					156	N	Toledo	71 64				

Non-Div I Games: AUM 72 42 Fort Valley St. 101 52

Troy

## Tulane

Through Games Of Jan. 28, 2020

Average RPI Win:	172	WON-LOST	WINNING	LAST 10	STRENGTH OF	OPP. STRENGTH	TEAM	ADJ.	CONF.	ADJ CONF.
Average RPI Loss:	88	RECORD	PCT. RANK	GAMES	SCHEDULE	OF SCHEDULE	RPI	RPI	RPI	RPI
DIV. I ONLY	11- 9	149	7-3	76	81	125	125	9	9	
DIV. I NON-CONF.	5- 8	221	1-2	81	70	193	193	9	9	
TOTALS	RPI 1-25	RPI 26-50	W-L RECORDS	RPI 51-100	RPI 101-150	RPI 150+				
11- 9	0- 1	0- 1	OVERALL	1- 5	2- 1	8- 1				
7- 6	0- 1	0- 1	HOME	1- 2	1- 1	5- 1				
4- 1	0- 0	0- 0	AWAY	0- 1	1- 0	3- 0				
0- 2	0- 0	0- 0	NEUTRAL	0- 2	0- 0	0- 0				
5- 8	0- 1	0- 1	NON-CONFERENCE	0- 4	1- 1	4- 1				
3- 6	0- 1	0- 1	HOME	0- 2	0- 1	3- 1				
2- 0	0- 0	0- 0	AWAY	0- 0	1- 0	1- 0				
0- 2	0- 0	0- 0	NEUTRAL	0- 2	0- 0	0- 0				
6- 1	0- 0	0- 0	CONFERENCE	1- 1	1- 0	4- 0				
4- 0	0- 0	0- 0	HOME	1- 0	1- 0	2- 0				
2- 1	0- 0	0- 0	AWAY	0- 1	0- 0	2- 0				
0- 0	0- 0	0- 0	NEUTRAL	0- 0	0- 0	0- 0				

RPI 1-25				RPI 26-50				RPI 51-100				RPI 101+ Team's RPI: 125			
RPI	S	Opponent	Score	RPI	S	Opponent	Score	RPI	S	Opponent	Score	RPI	S	Opponent	Score
24	H	LSU	54 59	42	H	Colorado	52 62	52	H	Middle Tenn.	62 64	104	H	Cincinnati	64 59
								56	H	UCF	60 59	106	A	Washington	64 62
								63	H	Alabama	56 66	108	H	Texas Southern	62 72
								74	N	Charlotte	56 60	164	A	Wichita St.	61 56
								78	A	South Fla.	56 63	165	H	Jackson St.	82 46
								92	N	Boston College	76 89	181	H	Memphis	59 55
												198	A	Southern Miss.	62 58
												206	H	Central Ark.	65 38
												212	A	SMU	67 66
												214	H	Tulsa	64 62
												263	H	South Alabama	53 62
												291	H	Ga. Southern	56 40
LAST 10 Division I															
				78	A	South Fla.	56 63	214	H	Tulsa	64 62				
				56	H	UCF	60 59	164	A	Wichita St.	61 56				
				104	H	Cincinnati	64 59	291	H	Ga. Southern	56 40				
				212	A	SMU	67 66	42	H	Colorado	52 62				
				181	H	Memphis	59 55	108	H	Texas Southern	62 72				

Non-Div I Games:

Tulane

■ Loss, 
 ■ Non-Conf, 
 S Site, 
 ■ Home 
 ■ Away 
 N Neutral



Average RPI Win:	241	WON-LOST	WINNING	LAST 10	STRENGTH OF	OPP. STRENGTH	TEAM	ADJ.	CONF.	ADJ CONF.
Average RPI Loss:	106	RECORD	PCT. RANK	GAMES	SCHEDULE	OF SCHEDULE	RPI	RPI	RPI	RPI
DIV. I ONLY	6- 14	278	3-7	78	102	214	214	9	9	
DIV. I NON-CONF.	5- 8	221	2-1	76	183	186	186	9	9	
TOTALS	RPI 1-25	RPI 26-50	W-L RECORDS	RPI 51-100	RPI 101-150	RPI 150+				
6- 14	0- 1	0- 4	OVERALL	0- 3	0- 2	6- 4				
5- 4	0- 0	0- 1	HOME	0- 2	0- 1	5- 0				
1- 8	0- 1	0- 1	AWAY	0- 1	0- 1	1- 4				
0- 2	0- 0	0- 2	NEUTRAL	0- 0	0- 0	0- 0				
5- 8	0- 0	0- 4	NON-CONFERENCE	0- 1	0- 1	5- 2				
4- 2	0- 0	0- 1	HOME	0- 0	0- 1	4- 0				
1- 4	0- 0	0- 1	AWAY	0- 1	0- 0	1- 2				
0- 2	0- 0	0- 2	NEUTRAL	0- 0	0- 0	0- 0				
1- 6	0- 1	0- 0	CONFERENCE	0- 2	0- 1	1- 2				
1- 2	0- 0	0- 0	HOME	0- 2	0- 0	1- 0				
0- 4	0- 1	0- 0	AWAY	0- 0	0- 1	0- 2				
0- 0	0- 0	0- 0	NEUTRAL	0- 0	0- 0	0- 0				

RPI	S	Opponent	Score	RPI	S	Opponent	Score	RPI	S	Opponent	Score	RPI	S	Opponent	Score	Team's RPI: 214
7	A	UConn	34 92	28	N	Western Ky.	63 76	57	H	Temple	65 74	125	A	Tulane	62 64	
				37	N	Marquette	60 61	78	H	South Fla.	52 68	140	H	SFA	63 67	
				44	H	Oklahoma St.	48 78	84	A	Abilene Christian	63 73	164	A	Wichita St.	46 57	
				47	A	Arkansas	41 91					199	A	Little Rock	51 63	
												210	A	UTEP	58 51	
												211	H	Arkansas St.	79 77	
												212	A	SMU	38 57	
												247	H	LMU (CA)	75 56	
												252	H	Oral Roberts	67 65	
												257	A	Stetson	60 66	
												258	H	Colorado St.	61 55	
												268	H	East Carolina	58 56	
LAST 10 Division I																
				212	A	SMU	38 57	125	A	Tulane	62 64					
				268	H	East Carolina	58 56	57	H	Temple	65 74					
				7	A	UConn	34 92	210	A	UTEP	58 51					
				164	A	Wichita St.	46 57	258	H	Colorado St.	61 55					
				78	H	South Fla.	52 68	257	A	Stetson	60 66					

Non-Div I Games:

Tulsa

Average RPI Win:	205	WON-LOST	WINNING	LAST 10	STRENGTH OF	OPP. STRENGTH	TEAM	ADJ.	CONF.	ADJ CONF.
Average RPI Loss:	104	RECORD	PCT. RANK	GAMES	SCHEDULE	OF SCHEDULE	RPI	RPI	RPI	RPI
DIV. I ONLY	11- 7	107	6-4	147	125	113	113	13	13	
DIV. I NON-CONF.	6- 4	123	1-1	204	123	143	143	13	13	
TOTALS	RPI 1-25	RPI 26-50	W-L RECORDS	RPI 51-100	RPI 101-150	RPI 150+				
11- 7	0- 0	1- 3	OVERALL	0- 1	2- 1	8- 2				
7- 2	0- 0	1- 0	HOME	0- 1	1- 1	5- 0				
3- 4	0- 0	0- 2	AWAY	0- 0	0- 0	3- 2				
1- 1	0- 0	0- 1	NEUTRAL	0- 0	1- 0	0- 0				
6- 4	0- 0	0- 2	NON-CONFERENCE	0- 0	2- 1	4- 1				
4- 1	0- 0	0- 0	HOME	0- 0	1- 1	3- 0				
1- 2	0- 0	0- 1	AWAY	0- 0	0- 0	1- 1				
1- 1	0- 0	0- 1	NEUTRAL	0- 0	1- 0	0- 0				
5- 3	0- 0	1- 1	CONFERENCE	0- 1	0- 0	4- 1				
3- 1	0- 0	1- 0	HOME	0- 1	0- 0	2- 0				
2- 2	0- 0	0- 1	AWAY	0- 0	0- 0	2- 1				
0- 0	0- 0	0- 0	NEUTRAL	0- 0	0- 0	0- 0				

RPI 1-25			RPI 26-50			RPI 51-100			RPI 101+			Team's RPI: 113
RPI	S	Opponent	Score	RPI	S	Opponent	Score	RPI	S	Opponent	Score	
				28	A	Western Ky.	65 69	74	H	Charlotte	75 83	108 N Texas Southern 84 68
				31	H	Old Dominion	76 65					110 H Boise St. 81 83
				42	N	Colorado	69 77					137 H Auburn 80 75
				46	A	Oklahoma	75 82					161 H Samford 76 69
												166 H Fla. Atlantic 92 73
												181 A Memphis 52 77
												198 A Southern Miss. 74 68
												246 A Marshall 56 61
												252 A Louisiana Tech 71 51
												263 H South Alabama 77 61
												298 H FIU 71 58
												318 A Alcorn 86 65
												319 H McNeese 97 70
LAST 10 Division I												
				252	A	Louisiana Tech	71 51	28	A	Western Ky.	65 69	
				198	A	Southern Miss.	74 68	31	H	Old Dominion	76 65	
				166	H	Fla. Atlantic	92 73	74	H	Charlotte	75 83	
				298	H	FIU	71 58	108	N	Texas Southern	84 68	
				246	A	Marshall	56 61	42	N	Colorado	69 77	

Non-Div I Games: Ala.-Huntsville 74 57 Tuskegee 103 60

UAB

Loss, Non-Conf, S Site, H Home A Away N Neutral

Average RPI Win:	251	WON-LOST	WINNING	LAST 10	STRENGTH OF	OPP. STRENGTH	TEAM	ADJ.	CONF.	ADJ CONF.
Average RPI Loss:	147	RECORD	PCT. RANK	GAMES	SCHEDULE	OF SCHEDULE	RPI	RPI	RPI	RPI
DIV. I ONLY	8- 9	194	6-4	231	182	191	191	27	27	
DIV. I NON-CONF.	4- 8	235	2-3	161	162	231	231	26	26	
TOTALS	RPI 1-25	RPI 26-50	W-L RECORDS	RPI 51-100	RPI 101-150	RPI 150+				
8- 9	0- 1	0- 0	OVERALL	0- 2	0- 1	8- 5				
5- 2	0- 0	0- 0	HOME	0- 0	0- 0	5- 2				
3- 7	0- 1	0- 0	AWAY	0- 2	0- 1	3- 3				
0- 0	0- 0	0- 0	NEUTRAL	0- 0	0- 0	0- 0				
4- 8	0- 1	0- 0	NON-CONFERENCE	0- 2	0- 1	4- 4				
3- 2	0- 0	0- 0	HOME	0- 0	0- 0	3- 2				
1- 6	0- 1	0- 0	AWAY	0- 2	0- 1	1- 2				
0- 0	0- 0	0- 0	NEUTRAL	0- 0	0- 0	0- 0				
4- 1	0- 0	0- 0	CONFERENCE	0- 0	0- 0	4- 1				
2- 0	0- 0	0- 0	HOME	0- 0	0- 0	2- 0				
2- 1	0- 0	0- 0	AWAY	0- 0	0- 0	2- 1				
0- 0	0- 0	0- 0	NEUTRAL	0- 0	0- 0	0- 0				

RPI 1-25				RPI 26-50				RPI 51-100				RPI 101+ Team's RPI: 191			
RPI	S	Opponent	Score	RPI	S	Opponent	Score	RPI	S	Opponent	Score	RPI	S	Opponent	Score
4	A	Stanford	55 67					71	A	Minnesota	67 76	118	A	Montana St.	65 77
								72	A	Fresno St.	65 73	167	H	Santa Clara	61 62
												175	A	Saint Mary's (CA)	74 83
												185	H	Hawaii	62 49
												186	H	Portland St.	70 76
												200	A	Northern Ariz.	71 61
												202	H	Boston U.	75 68
												232	H	San Francisco	79 67
												249	A	Pepperdine	67 70
												262	H	Long Beach St.	57 55
												269	A	UC Santa Barbara	56 46
												279	A	UC Riverside	70 75
												322	H	Sacramento St.	77 75
												335	A	Cal Poly	42 36
LAST 10 Division I															
335	A	Cal Poly	42 36	4	A	Stanford	55 67	249	A	Pepperdine	67 70				
269	A	UC Santa Barbara	56 46	71	A	Minnesota	67 76	200	A	Northern Ariz.	71 61				
262	H	Long Beach St.	57 55	202	H	Boston U.	75 68								
185	H	Hawaii	62 49												
279	A	UC Riverside	70 75												

Non-Div I Games: William Jessup 96 32

UC Davis

■ Loss, 
 ■ Non-Conf, 
 ■ S Site, 
 ■ Home 
 ■ A Away 
 N Neutral

RPI

EAST 10 Division I									
262	H	Long Beach St.	46	56	212	A	SMU	56	59
250	H	CSUN	51	56	232	N	San Francisco	61	68
335	A	Cal Poly	68	57	85	N	Vanderbilt	63	76
269	H	UC Santa Barbara	61	65	83	A	Washington St.	59	87
250	A	CSUN	62	70	218	A	Southern Utah	68	82

U  
C  
I  
r  
v  
i  
n  
e

Page 300

UC Riverside

Through Games Of Jan. 28, 2020

Average RPI Win:	258	WON-LOST	WINNING	LAST 10	STRENGTH OF	OPP. STRENGTH	TEAM	ADJ.	CONF.	ADJ CONF.
Average RPI Loss:	170	RECORD	PCT. RANK	GAMES	SCHEDULE	OF SCHEDULE	RPI	RPI	RPI	RPI
DIV. I ONLY	6- 13	272	4-6	225	197	279	279	27	27	
DIV. I NON-CONF.	4- 10	259	2-3	157	215	249	249	26	26	
TOTALS	RPI 1-25	RPI 26-50	W-L RECORDS	RPI 51-100	RPI 101-150	RPI 150+				
6- 13	0- 1	0- 1	OVERALL	0- 1	0- 2	6- 8				
5- 3	0- 0	0- 0	HOME	0- 1	0- 0	5- 2				
1- 10	0- 1	0- 1	AWAY	0- 0	0- 2	1- 6				
0- 0	0- 0	0- 0	NEUTRAL	0- 0	0- 0	0- 0				
4- 10	0- 1	0- 1	NON-CONFERENCE	0- 1	0- 2	4- 5				
3- 2	0- 0	0- 0	HOME	0- 1	0- 0	3- 1				
1- 8	0- 1	0- 1	AWAY	0- 0	0- 2	1- 4				
0- 0	0- 0	0- 0	NEUTRAL	0- 0	0- 0	0- 0				
2- 3	0- 0	0- 0	CONFERENCE	0- 0	0- 0	2- 3				
2- 1	0- 0	0- 0	HOME	0- 0	0- 0	2- 1				
0- 2	0- 0	0- 0	AWAY	0- 0	0- 0	0- 2				
0- 0	0- 0	0- 0	NEUTRAL	0- 0	0- 0	0- 0				

RPI 1-25				RPI 26-50				RPI 51-100				RPI 101+ Team's RPI: 279			
RPI	S	Opponent	Score	RPI	S	Opponent	Score	RPI	S	Opponent	Score	RPI	S	Opponent	Score
2	A	Oregon	41 84	34	A	Arizona	27 70	75	H	Southern California	59 76	109	A	VCU	51 67
												127	A	California	61 84
												157	H	CSU Bakersfield	53 52
												178	A	New Mexico	70 80
												185	A	Hawaii	57 80
												185	H	Hawaii	59 65
												191	H	UC Davis	75 70
												210	A	UTEP	50 63
												218	A	Southern Utah	68 79
												258	A	Colorado St.	40 52
												269	H	UC Santa Barbara	66 61
												297	H	California Baptist	80 64
												300	H	Weber St.	54 64
												308	A	New Mexico St.	60 58
												326	H	Utah Valley	67 53
												335	A	Cal Poly	70 75
LAST 10 Division I															
185	H	Hawaii	59 65	157	H	CSU Bakersfield	53 52	109	A	VCU	51 67	218	A	Southern Utah	68 79
335	A	Cal Poly	70 75	2	A	Oregon	41 84	297	H	California Baptist	80 64				
269	H	UC Santa Barbara	66 61												
185	A	Hawaii	57 80												
191	H	UC Davis	75 70												

Non-Div I Games:

UC Riverside

Loss, Non-Conf, S Site, H Home A Away N Neutral

Average RPI Win:	270	WON-LOST	WINNING	LAST 10	STRENGTH OF	OPP. STRENGTH	TEAM	ADJ.	CONF.	ADJ CONF.
Average RPI Loss:	183	RECORD	PCT. RANK	GAMES	SCHEDULE	OF SCHEDULE	RPI	RPI	RPI	RPI
DIV. I ONLY	7- 11	236	3-7	239	321	269	269	27	27	
DIV. I NON-CONF.	4- 8	235	0-4	167	310	264	264	26	26	
TOTALS	RPI 1-25	RPI 26-50	W-L RECORDS	RPI 51-100	RPI 101-150	RPI 150+				
7- 11	0- 0	0- 1	OVERALL	1- 0	0- 3	6- 7				
4- 4	0- 0	0- 0	HOME	1- 0	0- 2	3- 2				
2- 6	0- 0	0- 1	AWAY	0- 0	0- 0	2- 5				
1- 1	0- 0	0- 0	NEUTRAL	0- 0	0- 1	1- 0				
4- 8	0- 0	0- 1	NON-CONFERENCE	1- 0	0- 3	3- 4				
3- 2	0- 0	0- 0	HOME	1- 0	0- 2	2- 0				
0- 5	0- 0	0- 1	AWAY	0- 0	0- 0	0- 4				
1- 1	0- 0	0- 0	NEUTRAL	0- 0	0- 1	1- 0				
3- 3	0- 0	0- 0	CONFERENCE	0- 0	0- 0	3- 3				
1- 2	0- 0	0- 0	HOME	0- 0	0- 0	1- 2				
2- 1	0- 0	0- 0	AWAY	0- 0	0- 0	2- 1				
0- 0	0- 0	0- 0	NEUTRAL	0- 0	0- 0	0- 0				

RPI S	Opponent	Score	RPI S	Opponent	Score	RPI S	Opponent	Score	RPI S	Opponent	Score	Team's RPI: 269
34	A Arizona	42 61	75	H Southern California	57 46	105	H Pacific	53 63	138	H San Jose St.	70 73	
						140	N SFA	56 67	157	A CSU Bakersfield	62 66	
						175	A Saint Mary's (CA)	43 64	191	H UC Davis	46 56	
						239	A Cal St. Fullerton	75 66	239	H Cal St. Fullerton	68 70	
						255	A Grand Canyon	57 58	267	H San Diego St.	64 52	
						279	A UC Riverside	61 66	297	A California Baptist	81 85	
						299	A UC Irvine	65 61	326	H Utah Valley	59 51	
						335	H Cal Poly	52 50	348	N Chicago St.	96 65	
LAST 10 Division I												
239	A Cal St. Fullerton	75 66	239	H Cal St. Fullerton	68 70							
191	H UC Davis	46 56	34	A Arizona	42 61							
279	A UC Riverside	61 66	255	A Grand Canyon	57 58							
299	A UC Irvine	65 61	157	A CSU Bakersfield	62 66							
335	H Cal Poly	52 50	105	H Pacific	53 63							

Non-Div I Games: Ottawa (AZ) 72 57

UC Santa Barbara

■ Loss, 
 ■ Non-Conf, 
 ■ S Site, 
 ■ Home 
 ■ Away 
 N Neutral

UCF				STRENGTH OF SCHEDULE	OPP. STRENGTH OF SCHEDULE	TEAM RPI	ADJ. RPI	CONF. RPI	ADJ CONF. RPI
Average RPI Win:	178	WON-LOST RECORD	WINNING PCT. RANK						
Average RPI Loss:	55		LAST 10 GAMES						
DIV. I ONLY	11- 7	107	7-3	27	90	56	56	9	9
DIV. I NON-CONF.	8- 4	90	4-0	25	107	52	52	9	9
-----									
TOTALS	RPI 1-25	RPI 26-50	W-L RECORDS	RPI 51-100	RPI 101-150	RPI 150+			
11- 7	1- 2	0- 2	OVERALL	1- 1	2- 2	7- 0			
9- 1	1- 1	0- 0	HOME	0- 0	1- 0	7- 0			
2- 4	0- 0	0- 1	AWAY	1- 1	1- 2	0- 0			
0- 2	0- 1	0- 1	NEUTRAL	0- 0	0- 0	0- 0			
8- 4	1- 1	0- 2	NON-CONFERENCE	0- 1	2- 0	5- 0			
7- 0	1- 0	0- 0	HOME	0- 0	1- 0	5- 0			
1- 2	0- 0	0- 1	AWAY	0- 1	1- 0	0- 0			
0- 2	0- 1	0- 1	NEUTRAL	0- 0	0- 0	0- 0			
3- 3	0- 1	0- 0	CONFERENCE	1- 0	0- 2	2- 0			
2- 1	0- 1	0- 0	HOME	0- 0	0- 0	2- 0			
1- 2	0- 0	0- 0	AWAY	1- 0	0- 2	0- 0			
0- 0	0- 0	0- 0	NEUTRAL	0- 0	0- 0	0- 0			

RPI 1-25				RPI 26-50				RPI 51-100 Team's RPI: 56				RPI 101+			
RPI	S	Opponent	Score	RPI	S	Opponent	Score	RPI	S	Opponent	Score	RPI	S	Opponent	Score
6	N	UCLA	56 61	32	A	FGCU	50 72	67	A	Belmont	37 72	104	A	Cincinnati	64 81
7	H	UConn	52 59	45	N	James Madison	43 46	78	A	South Fla.	64 57	125	A	Tulane	59 60
21	H	Central Mich.	64 58									140	A	SFA	63 57
												143	H	Wright St.	69 53
												175	H	Saint Mary's (CA)	67 58
												181	H	Memphis	82 66
												183	H	Quinnipiac	80 58
												229	H	Delaware	75 49
												257	H	Stetson	66 40
												268	H	East Carolina	91 55
												287	H	Pittsburgh	74 58
-----															
LAST 10 Division I															
181	H	Memphis	82 66	268	H	East Carolina	91 55								
125	A	Tulane	59 60	21	H	Central Mich.	64 58								
78	A	South Fla.	64 57	143	H	Wright St.	69 53								
7	H	UConn	52 59	175	H	Saint Mary's (CA)	67 58								
104	A	Cincinnati	64 81	183	H	Quinnipiac	80 58								

Non-Div I Games:

UCF

■ Loss, 
 ■ Non-Conf, S Site, 
 ■ Home 
 ■ Away 
 N Neutral

Average RPI Win:	114	WON-LOST	WINNING	LAST 10	STRENGTH OF	OPP. STRENGTH	TEAM	ADJ.	CONF.	ADJ CONF.
Average RPI Loss:	75	RECORD	PCT. RANK	GAMES	SCHEDULE	OF SCHEDULE	RPI	RPI	RPI	RPI
DIV. I ONLY	18- 1	5	9-1	39	18	6	6	1	1	
DIV. I NON-CONF.	11- 0	1	2-0	106	31	10	10	1	1	
TOTALS	RPI 1-25	RPI 26-50	W-L RECORDS	RPI 51-100	RPI 101-150	RPI 150+				
18- 1	1- 0	5- 0	OVERALL	5- 1	2- 0	5- 0				
11- 0	0- 0	3- 0	HOME	2- 0	2- 0	4- 0				
6- 1	1- 0	2- 0	AWAY	2- 1	0- 0	1- 0				
1- 0	0- 0	0- 0	NEUTRAL	1- 0	0- 0	0- 0				
11- 0	1- 0	2- 0	NON-CONFERENCE	2- 0	1- 0	5- 0				
6- 0	0- 0	1- 0	HOME	0- 0	1- 0	4- 0				
4- 0	1- 0	1- 0	AWAY	1- 0	0- 0	1- 0				
1- 0	0- 0	0- 0	NEUTRAL	1- 0	0- 0	0- 0				
7- 1	0- 0	3- 0	CONFERENCE	3- 1	1- 0	0- 0				
5- 0	0- 0	2- 0	HOME	2- 0	1- 0	0- 0				
2- 1	0- 0	1- 0	AWAY	1- 1	0- 0	0- 0				
0- 0	0- 0	0- 0	NEUTRAL	0- 0	0- 0	0- 0				

RPI 1-25				Team's RPI: 6				RPI 26-50				RPI 51-100				RPI 101+			
RPI	S	Opponent	Score					RPI	S	Opponent	Score	RPI	S	Opponent	Score	RPI	S	Opponent	Score
12	A	Indiana	68 58					27	H	Arizona St.	68 66	56	N	UCF	61 56	105	H	Pacific	68 57
								34	H	Arizona	70 58	69	A	Georgia	59 50	106	H	Washington	85 80
								35	A	Virginia	73 62	75	A	Southern California	68 70	209	H	Northern Colo.	92 58
								41	H	Yale	100 65	75	H	Southern California	83 59	247	H	LMU (CA)	74 52
								42	A	Colorado	65 62	83	H	Washington St.	66 50	250	A	CSUN	58 44
												98	A	Utah	84 54	262	H	Long Beach St.	86 51
																300	H	Weber St.	85 45
LAST 10 Division I																			
								83	H	Washington St.	66 50	34	H	Arizona	70 58				
								106	H	Washington	85 80	27	H	Arizona St.	68 66				
								75	A	Southern California	68 70	75	H	Southern California	83 59				
								42	A	Colorado	65 62	12	A	Indiana	68 58				
								98	A	Utah	84 54	69	A	Georgia	59 50				

Non-Div I Games:

UCLA

■ Loss, 
 ■ Non-Conf, S Site, 
 ■ Home 
 ■ Away 
 N Neutral



Average RPI Win:	110	WON-LOST	WINNING	LAST 10	STRENGTH OF	OPP. STRENGTH	TEAM	ADJ.	CONF.	ADJ CONF.
Average RPI Loss:	8	RECORD	PCT. RANK	GAMES	SCHEDULE	OF SCHEDULE	RPI	RPI	RPI	RPI
DIV. I ONLY	18- 1	5	9-1	50	2	7	7	9	9	
DIV. I NON-CONF.	10- 1	19	2-1	9	1	2	2	9	9	
TOTALS	RPI 1-25	RPI 26-50	W-L RECORDS	RPI 51-100	RPI 101-150	RPI 150+				
18- 1	2- 1	2- 0	OVERALL	6- 0	2- 0	6- 0				
7- 1	0- 1	1- 0	HOME	1- 0	2- 0	3- 0				
10- 0	2- 0	0- 0	AWAY	5- 0	0- 0	3- 0				
1- 0	0- 0	1- 0	NEUTRAL	0- 0	0- 0	0- 0				
10- 1	2- 1	2- 0	NON-CONFERENCE	4- 0	2- 0	0- 0				
4- 1	0- 1	1- 0	HOME	1- 0	2- 0	0- 0				
5- 0	2- 0	0- 0	AWAY	3- 0	0- 0	0- 0				
1- 0	0- 0	1- 0	NEUTRAL	0- 0	0- 0	0- 0				
8- 0	0- 0	0- 0	CONFERENCE	2- 0	0- 0	6- 0				
3- 0	0- 0	0- 0	HOME	0- 0	0- 0	3- 0				
5- 0	0- 0	0- 0	AWAY	2- 0	0- 0	3- 0				
0- 0	0- 0	0- 0	NEUTRAL	0- 0	0- 0	0- 0				

RPI	S	Opponent	Score	RPI	S	Opponent	Score	RPI	S	Opponent	Score	RPI	S	Opponent	Score
8	H	Baylor	58 74	35	H	Virginia	83 44	51	H	Tennessee	60 45	127	H	California	72 61
19	A	DePaul	84 74	46	N	Oklahoma	97 53	56	A	UCF	59 52	129	H	Notre Dame	81 57
25	A	Ohio St.	73 62					57	A	Temple	83 54	159	H	Houston	91 51
								76	A	Seton Hall	92 78	164	H	Wichita St.	83 55
								79	A	Dayton	75 37	181	A	Memphis	68 56
								85	A	Vanderbilt	64 51	212	A	SMU	80 42
												214	H	Tulsa	92 34
												268	A	East Carolina	98 42
LAST 10 Division I															
268	A	East Carolina	98 42	159	H	Houston	91 51								
51	H	Tennessee	60 45	8	H	Baylor	58 74								
214	H	Tulsa	92 34	212	A	SMU	80 42								
56	A	UCF	59 52	164	H	Wichita St.	83 55								
181	A	Memphis	68 56	46	N	Oklahoma	97 53								

Non-Div I Games:

UConn

■ Loss, 
 ■ Non-Conf, S Site, 
 ■ Home 
 ■ Away 
 N Neutral

Average RPI Win:	310	WON-LOST	WINNING	LAST 10	STRENGTH OF	OPP. STRENGTH	TEAM	ADJ.	CONF.	ADJ CONF.
Average RPI Loss:	184	RECORD	PCT. RANK	GAMES	SCHEDULE	OF SCHEDULE	RPI	RPI	RPI	RPI
DIV. I ONLY	2- 18	338	1-9	279	234	338	338	21	21	
DIV. I NON-CONF.	1- 10	329	0-1	296	200	337	337	18	18	
TOTALS	RPI 1-25	RPI 26-50	W-L RECORDS	RPI 51-100	RPI 101-150	RPI 150+				
2- 18	0- 1	0- 0	OVERALL	0- 2	0- 3	2- 12				
1- 9	0- 1	0- 0	HOME	0- 1	0- 2	1- 5				
1- 9	0- 0	0- 0	AWAY	0- 1	0- 1	1- 7				
0- 0	0- 0	0- 0	NEUTRAL	0- 0	0- 0	0- 0				
1- 10	0- 1	0- 0	NON-CONFERENCE	0- 1	0- 1	1- 7				
0- 5	0- 1	0- 0	HOME	0- 0	0- 1	0- 3				
1- 5	0- 0	0- 0	AWAY	0- 1	0- 0	1- 4				
0- 0	0- 0	0- 0	NEUTRAL	0- 0	0- 0	0- 0				
1- 8	0- 0	0- 0	CONFERENCE	0- 1	0- 2	1- 5				
1- 4	0- 0	0- 0	HOME	0- 1	0- 1	1- 2				
0- 4	0- 0	0- 0	AWAY	0- 0	0- 1	0- 3				
0- 0	0- 0	0- 0	NEUTRAL	0- 0	0- 0	0- 0				

RPI 1-25				RPI 26-50				RPI 51-100				RPI 101+				Team's RPI: 338	
RPI	S	Opponent	Score	RPI	S	Opponent	Score	RPI	S	Opponent	Score	RPI	S	Opponent	Score		
16	H	Florida St.	42 86					62	H	IUPUI	49 88	133	H	Western Mich.	52 80		
								82	A	Kansas	50 91	143	H	Wright St.	43 58		
												144	A	Green Bay	36 73		
												162	A	Valparaiso	37 63		
												172	A	Kansas St.	40 84		
												176	H	Eastern Mich.	59 68		
												189	A	Miami (OH)	35 85		
												195	A	Cleveland St.	44 84		
												207	A	Youngstown St.	65 77		
												231	H	Northern Ky.	46 88		
												244	H	Eastern Ill.	45 80		
												265	A	Milwaukee	55 71		
												271	H	Indiana St.	40 61		
												272	H	Oakland	70 64		
												307	A	Purdue Fort Wayne	50 61		
												312	H	Detroit Mercy	62 70		
												348	A	Chicago St.	73 61		
LAST 10 Division I																	
62	H	IUPUI	49 88	272	H	Oakland	70 64										
144	A	Green Bay	36 73	312	H	Detroit Mercy	62 70										
265	A	Milwaukee	55 71	207	A	Youngstown St.	65 77										
231	H	Northern Ky.	46 88	195	A	Cleveland St.	44 84										
143	H	Wright St.	43 58	176	H	Eastern Mich.	59 68										

Non-Div I Games:

UIC

■ Loss, 
 ■ Non-Conf, 
 S Site, 
 ■ Home 
 ■ Away 
 N Neutral

Average RPI Win:	281	WON-LOST	WINNING	LAST 10	STRENGTH OF	OPP. STRENGTH	TEAM	ADJ.	CONF.	ADJ CONF.
Average RPI Loss:	206	RECORD	PCT. RANK	GAMES	SCHEDULE	OF SCHEDULE	RPI	RPI	RPI	RPI
DIV. I ONLY	5- 12	280	4-6	284	336	303	303	28	28	
DIV. I NON-CONF.	3- 7	252	2-1	292	321	310	310	28	28	
TOTALS	RPI 1-25	RPI 26-50	W-L RECORDS	RPI 51-100	RPI 101-150	RPI 150+				
5- 12	0- 0	0- 0	OVERALL	0- 1	0- 1	5- 10				
3- 3	0- 0	0- 0	HOME	0- 0	0- 0	3- 3				
2- 7	0- 0	0- 0	AWAY	0- 1	0- 1	2- 5				
0- 2	0- 0	0- 0	NEUTRAL	0- 0	0- 0	0- 2				
3- 7	0- 0	0- 0	NON-CONFERENCE	0- 0	0- 1	3- 6				
2- 1	0- 0	0- 0	HOME	0- 0	0- 0	2- 1				
1- 4	0- 0	0- 0	AWAY	0- 0	0- 1	1- 3				
0- 2	0- 0	0- 0	NEUTRAL	0- 0	0- 0	0- 2				
2- 5	0- 0	0- 0	CONFERENCE	0- 1	0- 0	2- 4				
1- 2	0- 0	0- 0	HOME	0- 0	0- 0	1- 2				
1- 3	0- 0	0- 0	AWAY	0- 1	0- 0	1- 2				
0- 0	0- 0	0- 0	NEUTRAL	0- 0	0- 0	0- 0				

RPI 1-25				RPI 26-50				RPI 51-100				RPI 101+				Team's RPI: 303	
RPI	S	Opponent	Score	RPI	S	Opponent	Score	RPI	S	Opponent	Score	RPI	S	Opponent	Score		
								94	A	Stony Brook	45	57	114	A	Syracuse	48	82
													155	A	William & Mary	48	76
													179	H	Binghamton	43	61
													193	N	La Salle	58	74
													201	A	Lafayette	65	58
													208	N	Kennesaw St.	44	59
													219	A	UMass Lowell	64	75
													238	A	Mt. St. Mary's	61	71
													240	H	Howard	61	72
													254	A	Maine	74	54
													261	H	Morgan St.	65	63
													273	A	Wagner	60	67
													281	H	New Hampshire	63	72
													282	A	Vermont	58	60
													342	H	Coppin St.	71	48
													345	H	Hartford	61	54
LAST 10 Division I																	
				254	A	Maine	74	54	219	A	UMass Lowell	64	75				
				345	H	Hartford	61	54	94	A	Stony Brook	45	57				
				281	H	New Hampshire	63	72	201	A	Lafayette	65	58				
				282	A	Vermont	58	60	261	H	Morgan St.	65	63				
				179	H	Binghamton	43	61	114	A	Syracuse	48	82				

Non-Div I Games: Gettysburg 92 50

UMBC

Loss, Non-Conf, S Site, H Home A Away N Neutral

Average RPI Win:	282	WON-LOST	WINNING	LAST 10	STRENGTH OF	OPP. STRENGTH	TEAM	ADJ.	CONF.	ADJ CONF.
Average RPI Loss:	171	RECORD	PCT. RANK	GAMES	SCHEDULE	OF SCHEDULE	RPI	RPI	RPI	RPI
DIV. I ONLY	2- 15	334	2-8	185	281	327	327	30	30	
DIV. I NON-CONF.	1- 10	329	1-3	138	167	309	309	31	31	
TOTALS	RPI 1-25	RPI 26-50	W-L RECORDS	RPI 51-100	RPI 101-150	RPI 150+				
2- 15	0- 0	0- 2	OVERALL	0- 1	0- 4	2- 8				
2- 6	0- 0	0- 0	HOME	0- 0	0- 2	2- 4				
0- 9	0- 0	0- 2	AWAY	0- 1	0- 2	0- 4				
0- 0	0- 0	0- 0	NEUTRAL	0- 0	0- 0	0- 0				
1- 10	0- 0	0- 2	NON-CONFERENCE	0- 1	0- 3	1- 4				
1- 3	0- 0	0- 0	HOME	0- 0	0- 1	1- 2				
0- 7	0- 0	0- 2	AWAY	0- 1	0- 2	0- 2				
0- 0	0- 0	0- 0	NEUTRAL	0- 0	0- 0	0- 0				
1- 5	0- 0	0- 0	CONFERENCE	0- 0	0- 1	1- 4				
1- 3	0- 0	0- 0	HOME	0- 0	0- 1	1- 2				
0- 2	0- 0	0- 0	AWAY	0- 0	0- 0	0- 2				
0- 0	0- 0	0- 0	NEUTRAL	0- 0	0- 0	0- 0				

RPI 1-25				RPI 26-50				RPI 51-100				RPI 101+ Team's RPI: 327			
RPI	S	Opponent	Score	RPI	S	Opponent	Score	RPI	S	Opponent	Score	RPI	S	Opponent	Score
				26	A	Virginia Tech	43 86	74	A	Charlotte	44 64	114	A	Syracuse	50 65
				31	A	Old Dominion	39 48					116	H	Richmond	52 64
												122	A	UNC Greensboro	48 86
												135	H	N.C. A&T	31 67
												155	A	William & Mary	50 78
												182	A	Norfolk St.	45 68
												220	H	Georgetown	39 57
												238	H	Mt. St. Mary's	78 76
												240	H	Howard	58 79
												261	H	Morgan St.	44 55
												268	A	East Carolina	42 57
												270	H	Longwood	62 71
												325	H	N.C. Central	65 63
												349	A	South Carolina St.	55 60
LAST 10 Division I															
				261	H	Morgan St.	44 55	240	H	Howard	58 79				
				349	A	South Carolina St.	55 60	74	A	Charlotte	44 64				
				182	A	Norfolk St.	45 68	220	H	Georgetown	39 57				
				325	H	N.C. Central	65 63	270	H	Longwood	62 71				
				135	H	N.C. A&T	31 67	238	H	Mt. St. Mary's	78 76				

Non-Div I Games: Greensboro 65 48 Wesley 75 29

UMES

Loss, Non-Conf, S Site, H Home A Away N Neutral

Average RPI Win:	264	WON-LOST	WINNING	LAST 10	STRENGTH OF	OPP. STRENGTH	TEAM	ADJ.	CONF.	ADJ CONF.
Average RPI Loss:	155	RECORD	PCT. RANK	GAMES	SCHEDULE	OF SCHEDULE	RPI	RPI	RPI	RPI
DIV. I ONLY	10- 9	167	6-4	280	212	230	230	32	32	
DIV. I NON-CONF.	5- 7	205	1-2	246	76	252	252	32	32	
TOTALS	RPI 1-25	RPI 26-50	W-L RECORDS	RPI 51-100	RPI 101-150	RPI 150+				
10- 9	0- 1	0- 0	OVERALL	0- 0	1- 4	9- 4				
7- 4	0- 0	0- 0	HOME	0- 0	1- 3	6- 1				
3- 5	0- 1	0- 0	AWAY	0- 0	0- 1	3- 3				
0- 0	0- 0	0- 0	NEUTRAL	0- 0	0- 0	0- 0				
5- 7	0- 1	0- 0	NON-CONFERENCE	0- 0	1- 4	4- 2				
4- 4	0- 0	0- 0	HOME	0- 0	1- 3	3- 1				
1- 3	0- 1	0- 0	AWAY	0- 0	0- 1	1- 1				
0- 0	0- 0	0- 0	NEUTRAL	0- 0	0- 0	0- 0				
5- 2	0- 0	0- 0	CONFERENCE	0- 0	0- 0	5- 2				
3- 0	0- 0	0- 0	HOME	0- 0	0- 0	3- 0				
2- 2	0- 0	0- 0	AWAY	0- 0	0- 0	2- 2				
0- 0	0- 0	0- 0	NEUTRAL	0- 0	0- 0	0- 0				

RPI 1-25				RPI 26-50				RPI 51-100				RPI 101+ Team's RPI: 230			
RPI	S	Opponent	Score	RPI	S	Opponent	Score	RPI	S	Opponent	Score	RPI	S	Opponent	Score
13	A	Missouri St.	58 83									102	H	Davidson	64 74
												103	H	Loyola Chicago	67 72
												105	A	Pacific	60 89
												112	H	Liberty	44 68
												145	H	Missouri	59 56
												157	A	CSU Bakersfield	60 70
												172	H	Kansas St.	67 74
												186	H	Portland St.	87 69
												213	A	George Mason	64 58
												255	A	Grand Canyon	74 53
												289	H	Denver	83 79
												295	H	Eastern Wash.	66 55
												297	H	California Baptist	75 65
												301	A	Omaha	53 57
												308	H	New Mexico St.	56 52
												320	H	UTRGV	60 56
												326	A	Utah Valley	41 62
												331	A	Seattle U	76 65
LAST 10 Division I															
297	H	California Baptist	75 65	326	A	Utah Valley	41 62								
255	A	Grand Canyon	74 53	331	A	Seattle U	76 65								
157	A	CSU Bakersfield	60 70	112	H	Liberty	44 68								
308	H	New Mexico St.	56 52	295	H	Eastern Wash.	66 55								
320	H	UTRGV	60 56	172	H	Kansas St.	67 74								

Non-Div I Games: Rockhurst 78 60 Science & Arts Okla74 43

UMKC

Loss, Non-Conf, S Site, H Home A Away N Neutral

Average RPI Win:	<b>299</b>	WON-LOST	WINNING	LAST 10	STRENGTH OF	OPP. STRENGTH	TEAM	ADJ.	CONF.	ADJ CONF.
Average RPI Loss:	<b>116</b>	RECORD	PCT. RANK	GAMES	SCHEDULE	OF SCHEDULE	RPI	RPI	RPI	RPI
DIV. I ONLY	<b>11- 9</b>	<b>149</b>	<b>8-2</b>	<b>276</b>	<b>309</b>	<b>219</b>	<b>219</b>	<b>28</b>	<b>28</b>	
DIV. I NON-CONF.	<b>4- 9</b>	<b>250</b>	<b>1-2</b>	<b>205</b>	<b>295</b>	<b>268</b>	<b>268</b>	<b>28</b>	<b>28</b>	
TOTALS	RPI 1-25	RPI 26-50	W-L RECORDS	RPI 51-100	RPI 101-150	RPI 150+				
11- 9	0- 0	0- 1	OVERALL	0- 3	0- 3	11- 2				
7- 4	0- 0	0- 1	HOME	0- 0	0- 2	7- 1				
4- 5	0- 0	0- 0	AWAY	0- 3	0- 1	4- 1				
0- 0	0- 0	0- 0	NEUTRAL	0- 0	0- 0	0- 0				
4- 9	0- 0	0- 1	NON-CONFERENCE	0- 3	0- 3	4- 2				
2- 4	0- 0	0- 1	HOME	0- 0	0- 2	2- 1				
2- 5	0- 0	0- 0	AWAY	0- 3	0- 1	2- 1				
0- 0	0- 0	0- 0	NEUTRAL	0- 0	0- 0	0- 0				
7- 0	0- 0	0- 0	CONFERENCE	0- 0	0- 0	7- 0				
5- 0	0- 0	0- 0	HOME	0- 0	0- 0	5- 0				
2- 0	0- 0	0- 0	AWAY	0- 0	0- 0	2- 0				
0- 0	0- 0	0- 0	NEUTRAL	0- 0	0- 0	0- 0				

RPI 1-25				RPI 26-50				RPI 51-100				RPI 101+				Team's RPI: 219	
RPI	S	Opponent	Score	RPI	S	Opponent	Score	RPI	S	Opponent	Score	RPI	S	Opponent	Score		
				41	H	Yale	59 67	82	A	Kansas	44 79	132	H	Cornell	56 70		
								88	A	Colgate	51 73	134	A	Providence	38 63		
								92	A	Boston College	46 89	148	H	Massachusetts	58 74		
												158	H	Dartmouth	51 62		
												169	A	Merrimack	50 73		
												179	A	Binghamton	66 56		
												254	H	Maine	66 57		
												281	H	New Hampshire	58 53		
												282	H	Vermont	61 47		
												303	H	UMBC	75 64		
												313	H	Albany (NY)	53 51		
												314	A	Bryant	55 35		
												332	H	Fairleigh Dickinson	61 56		
												344	A	Central Conn. St.	56 54		
												345	A	Hartford	68 63		
												347	H	LIU Brooklyn	65 56		
LAST 10 Division I																	
				282	H	Vermont	61 47	303	H	UMBC	75 64						
				313	H	Albany (NY)	53 51	281	H	New Hampshire	58 53						
				254	H	Maine	66 57	332	H	Fairleigh Dickinson	61 56						
				179	A	Binghamton	66 56	169	A	Merrimack	50 73						
				345	A	Hartford	68 63	158	H	Dartmouth	51 62						

Non-Div I Games:

UMass Lowell

## UNC Asheville

Through Games Of Jan. 28, 2020

Average RPI Win:	264	WON-LOST	WINNING	LAST 10	STRENGTH OF	OPP. STRENGTH	TEAM	ADJ.	CONF.	ADJ CONF.
Average RPI Loss:	212	RECORD	PCT. RANK	GAMES	SCHEDULE	OF SCHEDULE	RPI	RPI	RPI	RPI
DIV. I ONLY	10- 7	127	6-4	329	330	225	225	26	26	
DIV. I NON-CONF.	4- 3	138	0	340	266	243	243	27	27	
TOTALS	RPI 1-25	RPI 26-50	W-L RECORDS	RPI 51-100	RPI 101-150	RPI 150+				
10- 7	0- 0	0- 0	OVERALL	0- 1	1- 1	9- 5				
4- 3	0- 0	0- 0	HOME	0- 0	1- 1	3- 2				
5- 4	0- 0	0- 0	AWAY	0- 1	0- 0	5- 3				
1- 0	0- 0	0- 0	NEUTRAL	0- 0	0- 0	1- 0				
4- 3	0- 0	0- 0	NON-CONFERENCE	0- 1	0- 1	4- 1				
1- 1	0- 0	0- 0	HOME	0- 0	0- 1	1- 0				
2- 2	0- 0	0- 0	AWAY	0- 1	0- 0	2- 1				
1- 0	0- 0	0- 0	NEUTRAL	0- 0	0- 0	1- 0				
6- 4	0- 0	0- 0	CONFERENCE	0- 0	1- 0	5- 4				
3- 2	0- 0	0- 0	HOME	0- 0	1- 0	2- 2				
3- 2	0- 0	0- 0	AWAY	0- 0	0- 0	3- 2				
0- 0	0- 0	0- 0	NEUTRAL	0- 0	0- 0	0- 0				

RPI 1-25				RPI 26-50				RPI 51-100				RPI 101+				Team's RPI: 225	
RPI	S	Opponent	Score	RPI	S	Opponent	Score	RPI	S	Opponent	Score	RPI	S	Opponent	Score		
								61	A	Miami (FL)	46	75	122	H	UNC Greensboro	40	67
													126	H	Campbell	60	52
													180	A	Hampton	59	68
													216	H	High Point	76	60
													227	H	Gardner-Webb	59	65
													237	A	Radford	63	50
													241	N	Southern U.	53	34
													242	A	ETSU	72	54
													260	A	Winthrop	50	43
													270	A	Longwood	56	73
													285	A	Wofford	38	75
													296	H	Presbyterian	54	39
													333	A	Western Caro.	64	47
													340	A	USC Upstate	68	48
													341	H	Charleston So.	48	60
													349	H	South Carolina St.	82	51
LAST 10 Division I																	
				260	A	Winthrop	50	43					216	H	High Point	76	60
				270	A	Longwood	56	73					340	A	USC Upstate	68	48
				227	H	Gardner-Webb	59	65					126	H	Campbell	60	52
				341	H	Charleston So.	48	60					180	A	Hampton	59	68
				237	A	Radford	63	50					296	H	Presbyterian	54	39

Non-Div I Games: Montreat 89 45 Lenoir-Rhyne 68 48

UNC Asheville

Loss, Non-Conf, S Site, H Home A Away N Neutral

UNC Greensboro

Through Games Of Jan. 28, 2020

Average RPI Win:	231	WON-LOST	WINNING	LAST 10	STRENGTH OF	OPP. STRENGTH	TEAM	ADJ.	CONF.	ADJ CONF.
Average RPI Loss:	157	RECORD	PCT. RANK	GAMES	SCHEDULE	OF SCHEDULE	RPI	RPI	RPI	RPI
DIV. I ONLY	12- 5	56	8-2	258	246	122	122	25	25	
DIV. I NON-CONF.	8- 4	90	4-1	179	289	103	103	22	22	
TOTALS	RPI 1-25	RPI 26-50	W-L RECORDS	RPI 51-100	RPI 101-150	RPI 150+				
12- 5	0- 0	0- 0	OVERALL	1- 0	1- 4	10- 1				
7- 1	0- 0	0- 0	HOME	0- 0	0- 1	7- 0				
5- 4	0- 0	0- 0	AWAY	1- 0	1- 3	3- 1				
0- 0	0- 0	0- 0	NEUTRAL	0- 0	0- 0	0- 0				
8- 4	0- 0	0- 0	NON-CONFERENCE	1- 0	1- 4	6- 0				
4- 1	0- 0	0- 0	HOME	0- 0	0- 1	4- 0				
4- 3	0- 0	0- 0	AWAY	1- 0	1- 3	2- 0				
0- 0	0- 0	0- 0	NEUTRAL	0- 0	0- 0	0- 0				
4- 1	0- 0	0- 0	CONFERENCE	0- 0	0- 0	4- 1				
3- 0	0- 0	0- 0	HOME	0- 0	0- 0	3- 0				
1- 1	0- 0	0- 0	AWAY	0- 0	0- 0	1- 1				
0- 0	0- 0	0- 0	NEUTRAL	0- 0	0- 0	0- 0				

RPI 1-25				RPI 26-50				RPI 51-100				RPI 101+ Team's RPI: 122			
RPI	S	Opponent	Score	RPI	S	Opponent	Score	RPI	S	Opponent	Score	RPI	S	Opponent	Score
								64	A	Wake Forest	67 65	112	A	Liberty	58 53
												116	H	Richmond	62 70
												123	A	Coastal Caro.	54 63
												126	A	Campbell	64 72
												135	A	N.C. A&T	48 57
												173	A	Furman	59 53
												216	H	High Point	82 70
												225	A	UNC Asheville	67 40
												235	H	Chattanooga	49 41
												242	H	ETSU	63 47
												245	A	Col. of Charleston	69 56
												280	H	Appalachian St.	54 47
												285	A	Wofford	61 66
												323	H	Georgia St.	64 49
												327	H	UMES	86 48
												333	H	Western Caro.	54 43
LAST 10 Division I															
				285	A	Wofford	61 66					280	H	Appalachian St.	54 47
				173	A	Furman	59 53					216	H	High Point	82 70
				333	H	Western Caro.	54 43					245	A	Col. of Charleston	69 56
				235	H	Chattanooga	49 41					135	A	N.C. A&T	48 57
				242	H	ETSU	63 47					323	H	Georgia St.	64 49

Non-Div I Games: Erskine 106 44 Concord 80 45 Lenoir-Rhyne 84 59

UNC Greensboro



Average RPI Win:	257	WON-LOST	WINNING	LAST 10	STRENGTH OF	OPP. STRENGTH	TEAM	ADJ.	CONF.	ADJ CONF.
Average RPI Loss:	141	RECORD	PCT. RANK	GAMES	SCHEDULE	OF SCHEDULE	RPI	RPI	RPI	RPI
DIV. I ONLY	4- 12	295	2-8	82	277	251	251	14	14	
DIV. I NON-CONF.	2- 7	288	0-3	113	328	272	272	14	14	
TOTALS	RPI 1-25	RPI 26-50	W-L RECORDS	RPI 51-100	RPI 101-150	RPI 150+				
4- 12	0- 1	0- 1	OVERALL	0- 3	0- 1	4- 6				
2- 6	0- 0	0- 1	HOME	0- 1	0- 1	2- 3				
2- 5	0- 1	0- 0	AWAY	0- 1	0- 0	2- 3				
0- 1	0- 0	0- 0	NEUTRAL	0- 1	0- 0	0- 0				
2- 7	0- 1	0- 0	NON-CONFERENCE	0- 2	0- 1	2- 3				
1- 3	0- 0	0- 0	HOME	0- 0	0- 1	1- 2				
1- 3	0- 1	0- 0	AWAY	0- 1	0- 0	1- 1				
0- 1	0- 0	0- 0	NEUTRAL	0- 1	0- 0	0- 0				
2- 5	0- 0	0- 1	CONFERENCE	0- 1	0- 0	2- 3				
1- 3	0- 0	0- 1	HOME	0- 1	0- 0	1- 1				
1- 2	0- 0	0- 0	AWAY	0- 0	0- 0	1- 2				
0- 0	0- 0	0- 0	NEUTRAL	0- 0	0- 0	0- 0				

RPI 1-25				RPI 26-50				RPI 51-100				RPI 101+ Team's RPI: 251			
RPI	S	Opponent	Score	RPI	S	Opponent	Score	RPI	S	Opponent	Score	RPI	S	Opponent	Score
18	A	NC State	40 80	45	H	James Madison	58 66	58	N	North Carolina	45 85	123	H	Coastal Caro.	43 62
								64	A	Wake Forest	55 65	152	A	Elon	53 77
								70	H	Drexel	72 73	155	A	William & Mary	72 55
												177	H	Towson	41 62
												208	H	Kennesaw St.	56 58
												229	H	Delaware	71 65
												245	A	Col. of Charleston	63 67
												260	H	Winthrop	63 75
												270	A	Longwood	58 59
												296	A	Presbyterian	70 60
												349	H	South Carolina St.	84 46
LAST 10 Division I															
245	A	Col. of Charleston	63 67	70	H	Drexel	72 73								
177	H	Towson	41 62	229	H	Delaware	71 65								
45	H	James Madison	58 66	58	N	North Carolina	45 85								
152	A	Elon	53 77	260	H	Winthrop	63 75								
155	A	William & Mary	72 55	123	H	Coastal Caro.	43 62								

Non-Div I Games: Catawba 75 78 Mount Olive 75 67

UNCW

Loss, Non-Conf, S Site, H Home A Away N Neutral

UNI				STRENGTH OF SCHEDULE	OPP. STRENGTH OF SCHEDULE	TEAM RPI	ADJ. RPI	CONF. RPI	ADJ CONF. RPI
Average RPI Win:	170	WON-LOST RECORD	WINNING PCT. RANK						
Average RPI Loss:	46		LAST 10 GAMES						
DIV. I ONLY	10- 7	127	6-4	90	12	59	59	7	7
DIV. I NON-CONF.	7- 3	80	3-0	118	2	51	51	7	7
-----									
TOTALS	RPI 1-25	RPI 26-50	W-L RECORDS	RPI 51-100	RPI 101-150	RPI 150+			
10- 7	1- 2	0- 2	OVERALL	3- 3	1- 0	5- 0			
5- 0	1- 0	0- 0	HOME	1- 0	0- 0	3- 0			
5- 5	0- 1	0- 2	AWAY	2- 2	1- 0	2- 0			
0- 2	0- 1	0- 0	NEUTRAL	0- 1	0- 0	0- 0			
7- 3	1- 1	0- 1	NON-CONFERENCE	2- 1	1- 0	3- 0			
3- 0	1- 0	0- 0	HOME	1- 0	0- 0	1- 0			
4- 1	0- 0	0- 1	AWAY	1- 0	1- 0	2- 0			
0- 2	0- 1	0- 0	NEUTRAL	0- 1	0- 0	0- 0			
3- 4	0- 1	0- 1	CONFERENCE	1- 2	0- 0	2- 0			
2- 0	0- 0	0- 0	HOME	0- 0	0- 0	2- 0			
1- 4	0- 1	0- 1	AWAY	1- 2	0- 0	0- 0			
0- 0	0- 0	0- 0	NEUTRAL	0- 0	0- 0	0- 0			

RPI 1-25				RPI 26-50				RPI 51-100 Team's RPI: 59				RPI 101+			
RPI	S	Opponent	Score	RPI	S	Opponent	Score	RPI	S	Opponent	Score	RPI	S	Opponent	Score
5	H	Iowa	88 66	33	A	Drake	87 104	53	A	Iowa St.	71 63	145	A	Missouri	78 73
13	A	Missouri St.	66 80	40	A	Creighton	54 57	54	A	Bradley	47 61	164	A	Wichita St.	61 50
25	N	Ohio St.	46 64					62	H	IUPUI	51 50	271	H	Indiana St.	73 43
								63	N	Alabama	77 87	292	H	North Dakota St.	95 63
								93	A	Southern Ill.	60 57	301	A	Omaha	81 45
								95	A	Illinois St.	57 65	316	H	Evansville	76 60
-----															
LAST 10 Division I															
95	A	Illinois St.	57 65	93	A	Southern Ill.	60 57								
54	A	Bradley	47 61	33	A	Drake	87 104								
271	H	Indiana St.	73 43	53	A	Iowa St.	71 63								
316	H	Evansville	76 60	62	H	IUPUI	51 50								
13	A	Missouri St.	66 80	301	A	Omaha	81 45								

Non-Div I Games: Northwest Mo. St. 78 53

UNI

Average RPI Win: <b>211</b>	WON-LOST	WINNING	LAST 10	STRENGTH OF	OPP. STRENGTH	TEAM	ADJ.	CONF.	ADJ CONF.
Average RPI Loss: <b>149</b>	RECORD	PCT. RANK	GAMES	SCHEDULE	OF SCHEDULE	RPI	RPI	RPI	RPI
DIV. I ONLY	10- 10	175	7-3	199	141	188	188	17	17
DIV. I NON-CONF.	4- 7	225	1-1	224	57	257	257	23	23
TOTALS	RPI 1-25	RPI 26-50	W-L RECORDS	RPI 51-100	RPI 101-150	RPI 150+			
10- 10	0- 0	1- 2	OVERALL	1- 2	1- 1	7- 5			
6- 5	0- 0	1- 2	HOME	1- 1	1- 0	3- 2			
4- 5	0- 0	0- 0	AWAY	0- 1	0- 1	4- 3			
0- 0	0- 0	0- 0	NEUTRAL	0- 0	0- 0	0- 0			
4- 7	0- 0	1- 2	NON-CONFERENCE	1- 1	0- 0	2- 4			
3- 4	0- 0	1- 2	HOME	1- 0	0- 0	1- 2			
1- 3	0- 0	0- 0	AWAY	0- 1	0- 0	1- 2			
0- 0	0- 0	0- 0	NEUTRAL	0- 0	0- 0	0- 0			
6- 3	0- 0	0- 0	CONFERENCE	0- 1	1- 1	5- 1			
3- 1	0- 0	0- 0	HOME	0- 1	1- 0	2- 0			
3- 2	0- 0	0- 0	AWAY	0- 0	0- 1	3- 1			
0- 0	0- 0	0- 0	NEUTRAL	0- 0	0- 0	0- 0			

RPI S	Opponent	Score	RPI S	Opponent	Score	RPI S	Opponent	Score	RPI S	Opponent	Score	Team's RPI: 188
35	H Virginia	55 63	72	H Fresno St.	66 72	110	H Boise St.	66 65	138	A San Jose St.	60 62	
38	H Duke	45 57	75	A Southern California	54 75	152	H Elon	44 50	178	A New Mexico	68 51	
43	H St. John's (NY)	79 75	78	H South Fla.	61 51	215	H Wyoming	65 53	218	A Southern Utah	68 72	
						239	H Cal St. Fullerton	58 64	249	A Pepperdine	69 44	
						255	A Grand Canyon	51 53	267	A San Diego St.	39 48	
						283	A Utah St.	60 46	288	H Nevada	66 64	
						315	A Air Force	67 60	349	H South Carolina St.	66 57	
LAST 10 Division I												
267	A San Diego St.	39 48	110	H Boise St.	66 65							
288	H Nevada	66 64	315	A Air Force	67 60							
178	A New Mexico	68 51	283	A Utah St.	60 46							
138	A San Jose St.	60 62	78	H South Fla.	61 51							
215	H Wyoming	65 53	35	H Virginia	55 63							

Non-Div I Games:

UNLV

■ Loss, 
 ■ Non-Conf, 
 ■ S Site, 
 ■ H Home 
 ■ A Away 
 N Neutral

## USC Upstate

Through Games Of Jan. 28, 2020

Average RPI Win:	343	WON-LOST	WINNING	LAST 10	STRENGTH OF	OPP. STRENGTH	TEAM	ADJ.	CONF.	ADJ CONF.
Average RPI Loss:	198	RECORD	PCT. RANK	GAMES	SCHEDULE	OF SCHEDULE	RPI	RPI	RPI	RPI
DIV. I ONLY	4- 13	299	1-9	323	314	340	340	26	26	
DIV. I NON-CONF.	3- 4	201	0	338	212	304	304	27	27	
TOTALS	RPI 1-25	RPI 26-50	W-L RECORDS	RPI 51-100	RPI 101-150	RPI 150+				
4- 13	0- 1	0- 0	OVERALL	0- 1	0- 1	4- 10				
4- 4	0- 0	0- 0	HOME	0- 0	0- 0	4- 4				
0- 9	0- 1	0- 0	AWAY	0- 1	0- 1	0- 6				
0- 0	0- 0	0- 0	NEUTRAL	0- 0	0- 0	0- 0				
3- 4	0- 1	0- 0	NON-CONFERENCE	0- 1	0- 0	3- 2				
3- 0	0- 0	0- 0	HOME	0- 0	0- 0	3- 0				
0- 4	0- 1	0- 0	AWAY	0- 1	0- 0	0- 2				
0- 0	0- 0	0- 0	NEUTRAL	0- 0	0- 0	0- 0				
1- 9	0- 0	0- 0	CONFERENCE	0- 0	0- 1	1- 8				
1- 4	0- 0	0- 0	HOME	0- 0	0- 0	1- 4				
0- 5	0- 0	0- 0	AWAY	0- 0	0- 1	0- 4				
0- 0	0- 0	0- 0	NEUTRAL	0- 0	0- 0	0- 0				

RPI 1-25				RPI 26-50				RPI 51-100				RPI 101+ Team's RPI: 340			
RPI	S	Opponent	Score	RPI	S	Opponent	Score	RPI	S	Opponent	Score	RPI	S	Opponent	Score
1	A	South Carolina	32 112					69	A	Georgia	53 67	126	A	Campbell	38 50
												180	A	Hampton	40 60
												204	A	Jacksonville	43 87
												216	A	High Point	46 85
												225	H	UNC Asheville	48 68
												227	A	Gardner-Webb	53 63
												237	H	Radford	41 57
												260	H	Winthrop	38 52
												268	A	East Carolina	48 69
												270	H	Longwood	62 70
												296	A	Presbyterian	42 55
												333	H	Western Caro.	70 62
												341	H	Charleston So.	70 53
												349	H	South Carolina St.	58 47
												350	H	Florida A&M	74 61
LAST 10 Division I															
296	A	Presbyterian	42 55	260	H	Winthrop	38 52								
237	H	Radford	41 57	225	H	UNC Asheville	48 68								
227	A	Gardner-Webb	53 63	216	A	High Point	46 85								
180	A	Hampton	40 60	126	A	Campbell	38 50								
270	H	Longwood	62 70	341	H	Charleston So.	70 53								

Non-Div I Games: Mars Hill 89 31 UNKNOWN 71 49

USC Upstate

Loss, Non-Conf, S Site, H Home A Away N Neutral

Average RPI Win:	240	WON-LOST	WINNING	LAST 10	STRENGTH OF	OPP. STRENGTH	TEAM	ADJ.	CONF.	ADJ CONF.
Average RPI Loss:	54	RECORD	PCT. RANK	GAMES	SCHEDULE	OF SCHEDULE	RPI	RPI	RPI	RPI
DIV. I ONLY	12- 8	116	7-3	89	155	101	101	22	22	
DIV. I NON-CONF.	6- 6	164	1-1	68	61	111	111	21	21	
TOTALS	RPI 1-25	RPI 26-50	W-L RECORDS	RPI 51-100	RPI 101-150	RPI 150+				
12- 8	0- 3	0- 1	OVERALL	0- 2	2- 2	10- 0				
7- 2	0- 0	0- 0	HOME	0- 1	2- 1	5- 0				
5- 3	0- 1	0- 0	AWAY	0- 1	0- 1	5- 0				
0- 3	0- 2	0- 1	NEUTRAL	0- 0	0- 0	0- 0				
6- 6	0- 3	0- 1	NON-CONFERENCE	0- 1	1- 1	5- 0				
3- 2	0- 0	0- 0	HOME	0- 1	1- 1	2- 0				
3- 1	0- 1	0- 0	AWAY	0- 0	0- 0	3- 0				
0- 3	0- 2	0- 1	NEUTRAL	0- 0	0- 0	0- 0				
6- 2	0- 0	0- 0	CONFERENCE	0- 1	1- 1	5- 0				
4- 0	0- 0	0- 0	HOME	0- 0	1- 0	3- 0				
2- 2	0- 0	0- 0	AWAY	0- 1	0- 1	2- 0				
0- 0	0- 0	0- 0	NEUTRAL	0- 0	0- 0	0- 0				

RPI 1-25				RPI 26-50				RPI 51-100				RPI 101+ Team's RPI: 101			
RPI	S	Opponent	Score	RPI	S	Opponent	Score	RPI	S	Opponent	Score	RPI	S	Opponent	Score
2	N	Oregon	54 91	44	N	Oklahoma St.	47 60	65	A	Troy	69 85	108	H	Texas Southern	63 74
3	N	Louisville	67 76					73	H	Marist	57 73	123	A	Coastal Caro.	56 62
15	A	Northwestern	47 74									130	H	Louisiana	79 52
												143	H	Wright St.	68 62
												172	A	Kansas St.	57 53
												199	H	Little Rock	65 58
												211	H	Arkansas St.	71 44
												212	H	SMU	51 46
												236	A	North Texas	68 49
												263	A	South Alabama	68 45
												280	A	Appalachian St.	82 60
												336	A	Grambling	88 54
												346	H	La.-Monroe	72 34
												348	H	Chicago St.	84 53
LAST 10 Division I															
65	A	Troy	69 85	280	A	Appalachian St.	82 60								
263	A	South Alabama	68 45	199	H	Little Rock	65 58								
346	H	La.-Monroe	72 34	211	H	Arkansas St.	71 44								
130	H	Louisiana	79 52	108	H	Texas Southern	63 74								
123	A	Coastal Caro.	56 62	212	H	SMU	51 46								

Non-Div I Games:

UT Arlington

■ Loss, 
 ■ Non-Conf, 
 ■ S Site, 
 ■ H Home 
 ■ A Away 
 N Neutral

Average RPI Win:	204	WON-LOST	WINNING	LAST 10	STRENGTH OF	OPP. STRENGTH	TEAM	ADJ.	CONF.	ADJ CONF.
Average RPI Loss:	75	RECORD	PCT. RANK	GAMES	SCHEDULE	OF SCHEDULE	RPI	RPI	RPI	RPI
DIV. I ONLY	11- 8	131	7-3	81	114	87	87	18	18	
DIV. I NON-CONF.	4- 7	225	0-2	17	17	116	116	24	24	
TOTALS	RPI 1-25	RPI 26-50	W-L RECORDS	RPI 51-100	RPI 101-150	RPI 150+				
11- 8	0- 3	0- 1	OVERALL	2- 3	0- 0	9- 1				
8- 1	0- 1	0- 0	HOME	2- 0	0- 0	6- 0				
3- 7	0- 2	0- 1	AWAY	0- 3	0- 0	3- 1				
0- 0	0- 0	0- 0	NEUTRAL	0- 0	0- 0	0- 0				
4- 7	0- 3	0- 1	NON-CONFERENCE	1- 3	0- 0	3- 0				
4- 1	0- 1	0- 0	HOME	1- 0	0- 0	3- 0				
0- 6	0- 2	0- 1	AWAY	0- 3	0- 0	0- 0				
0- 0	0- 0	0- 0	NEUTRAL	0- 0	0- 0	0- 0				
7- 1	0- 0	0- 0	CONFERENCE	1- 0	0- 0	6- 1				
4- 0	0- 0	0- 0	HOME	1- 0	0- 0	3- 0				
3- 1	0- 0	0- 0	AWAY	0- 0	0- 0	3- 1				
0- 0	0- 0	0- 0	NEUTRAL	0- 0	0- 0	0- 0				

RPI 1-25				RPI 26-50				RPI 51-100 Team's RPI: 87				RPI 101+			
RPI	S	Opponent	Score	RPI	S	Opponent	Score	RPI	S	Opponent	Score	RPI	S	Opponent	Score
3	H	Louisville	63 71	47	A	Arkansas	46 96	62	H	IUPUI	57 51	161	H	Samford	80 75
10	A	Gonzaga	55 78					67	H	Belmont	74 57	174	A	Austin Peay	69 61
11	A	Mississippi St.	46 82					93	A	Southern Ill.	59 70	174	H	Austin Peay	65 61
								95	A	Illinois St.	47 70	222	A	Murray St.	89 64
								99	A	Saint Louis	50 56	222	H	Murray St.	98 56
												235	H	Chattanooga	78 51
												244	A	Eastern Ill.	70 74
												264	H	Lipscomb	83 67
												321	A	SIUE	79 39
												339	H	Tennessee St.	88 71
LAST 10 Division I															
321	A	SIUE	79 39	339	H	Tennessee St.	88 71								
244	A	Eastern Ill.	70 74	174	A	Austin Peay	69 61								
174	H	Austin Peay	65 61	222	A	Murray St.	89 64								
222	H	Murray St.	98 56	47	A	Arkansas	46 96								
67	H	Belmont	74 57	3	H	Louisville	63 71								

Non-Div I Games:

UT Martin

## UTEP

Through Games Of Jan. 28, 2020

Average RPI Win:	264	WON-LOST	WINNING	LAST 10	STRENGTH OF	OPP. STRENGTH	TEAM	ADJ.	CONF.	ADJ CONF.
Average RPI Loss:	165	RECORD	PCT. RANK	GAMES	SCHEDULE	OF SCHEDULE	RPI	RPI	RPI	RPI
DIV. I ONLY	12- 6	76	5-5	297	244	210	210	13	13	
DIV. I NON-CONF.	7- 4	100	0-3	309	296	250	250	13	13	
TOTALS	RPI 1-25	RPI 26-50	W-L RECORDS	RPI 51-100	RPI 101-150	RPI 150+				
12- 6	0- 0	0- 1	OVERALL	0- 1	1- 0	11- 4				
10- 4	0- 0	0- 1	HOME	0- 1	1- 0	9- 2				
2- 2	0- 0	0- 0	AWAY	0- 0	0- 0	2- 2				
0- 0	0- 0	0- 0	NEUTRAL	0- 0	0- 0	0- 0				
7- 4	0- 0	0- 1	NON-CONFERENCE	0- 0	1- 0	6- 3				
6- 3	0- 0	0- 1	HOME	0- 0	1- 0	5- 2				
1- 1	0- 0	0- 0	AWAY	0- 0	0- 0	1- 1				
0- 0	0- 0	0- 0	NEUTRAL	0- 0	0- 0	0- 0				
5- 2	0- 0	0- 0	CONFERENCE	0- 1	0- 0	5- 1				
4- 1	0- 0	0- 0	HOME	0- 1	0- 0	4- 0				
1- 1	0- 0	0- 0	AWAY	0- 0	0- 0	1- 1				
0- 0	0- 0	0- 0	NEUTRAL	0- 0	0- 0	0- 0				

RPI 1-25			RPI 26-50			RPI 51-100			RPI 101+ Team's RPI: 210		
RPI	S	Opponent	Score	RPI	S	Opponent	Score	RPI	S	Opponent	Score
				34	H	Arizona	43 54	100	H	Rice	61 69
								133	H	Western Mich.	76 46
								166	H	Fla. Atlantic	96 65
								178	H	New Mexico	78 93
								198	A	Southern Miss.	89 72
								212	A	SMU	56 60
								214	H	Tulsa	51 58
								236	H	North Texas	67 63
								252	A	Louisiana Tech	80 87
								279	H	UC Riverside	63 50
								298	H	FIU	64 34
								300	H	Weber St.	70 51
								302	H	UTSA	94 54
								308	A	New Mexico St.	63 57
								308	H	New Mexico St.	65 45
								318	H	Alcorn	92 47
								323	H	Georgia St.	71 68
LAST 10 Division I											
236	H	North Texas	67 63	166	H	Fla. Atlantic	96 65				
100	H	Rice	61 69	298	H	FIU	64 34				
302	H	UTSA	94 54	214	H	Tulsa	51 58				
252	A	Louisiana Tech	80 87	212	A	SMU	56 60				
198	A	Southern Miss.	89 72	34	H	Arizona	43 54				

Non-Div I Games:

UTEP

■ Loss, 
 ■ Non-Conf, S Site, 
 ■ Home 
 ■ Away 
 N Neutral

Average RPI Win:	320	WON-LOST	WINNING	LAST 10	STRENGTH OF	OPP. STRENGTH	TEAM	ADJ.	CONF.	ADJ CONF.
Average RPI Loss:	189	RECORD	PCT. RANK	GAMES	SCHEDULE	OF SCHEDULE	RPI	RPI	RPI	RPI
DIV. I ONLY	4- 11	290	3-7	302	320	320	320	320	32	32
DIV. I NON-CONF.	1- 8	322	0-4	195	228	324	324	32	32	
TOTALS	RPI 1-25	RPI 26-50	W-L RECORDS	RPI 51-100	RPI 101-150	RPI 150+				
4- 11	0- 0	0- 1	OVERALL	0- 1	0- 3	4- 6				
3- 3	0- 0	0- 0	HOME	0- 0	0- 2	3- 1				
1- 6	0- 0	0- 1	AWAY	0- 1	0- 1	1- 3				
0- 2	0- 0	0- 0	NEUTRAL	0- 0	0- 0	0- 2				
1- 8	0- 0	0- 1	NON-CONFERENCE	0- 1	0- 3	1- 3				
1- 2	0- 0	0- 0	HOME	0- 0	0- 2	1- 0				
0- 4	0- 0	0- 1	AWAY	0- 1	0- 1	0- 1				
0- 2	0- 0	0- 0	NEUTRAL	0- 0	0- 0	0- 2				
3- 3	0- 0	0- 0	CONFERENCE	0- 0	0- 0	3- 3				
2- 1	0- 0	0- 0	HOME	0- 0	0- 0	2- 1				
1- 2	0- 0	0- 0	AWAY	0- 0	0- 0	1- 2				
0- 0	0- 0	0- 0	NEUTRAL	0- 0	0- 0	0- 0				

RPI S	Opponent	Score	RPI S	Opponent	Score	RPI S	Opponent	Score	RPI S	Opponent	Score	Team's RPI: 320
30	A Texas	69 85	75	A Southern California	43 80	108	H Texas Southern	44 71	141	A A&M-Corpus Christi	50 61	
						141	H A&M-Corpus Christi	54 59	172	A Kansas St.	66 79	
						230	A UMKC	56 60	262	N Long Beach St.	65 69	
						288	N Nevada	57 62	297	H California Baptist	87 68	
						302	H UTSA	75 64	308	A New Mexico St.	75 76	
						326	H Utah Valley	67 76	331	H Seattle U	85 81	
						348	A Chicago St.	87 67				
LAST 10 Division I												
308	A New Mexico St.	75 76	297	H California Baptist	87 68							
326	H Utah Valley	67 76	172	A Kansas St.	66 79							
331	H Seattle U	85 81	288	N Nevada	57 62							
348	A Chicago St.	87 67	262	N Long Beach St.	65 69							
230	A UMKC	56 60	75	A Southern California	43 80							

Non-Div I Games: Tex. A&M Int'l 72 56 Tex. A&M-Kingsville 66 45 Texas Lutheran 98 46 Minot St. 75 56

UTRGV

Loss, Non-Conf, S Site, H Home A Away N Neutral



Average RPI Win:	287	WON-LOST	WINNING	LAST 10	STRENGTH OF	OPP. STRENGTH	TEAM	ADJ.	CONF.	ADJ CONF.
Average RPI Loss:	179	RECORD	PCT. RANK	GAMES	SCHEDULE	OF SCHEDULE	RPI	RPI	RPI	RPI
DIV. I ONLY	3- 12	309	2-8	206	250	302	302	13	13	
DIV. I NON-CONF.	1- 7	321	0-3	239	287	328	328	13	13	
TOTALS	RPI 1-25	RPI 26-50	W-L RECORDS	RPI 51-100	RPI 101-150	RPI 150+				
3- 12	0- 0	0- 1	OVERALL	0- 2	0- 0	3- 9				
2- 4	0- 0	0- 0	HOME	0- 1	0- 0	2- 3				
1- 7	0- 0	0- 1	AWAY	0- 0	0- 0	1- 6				
0- 1	0- 0	0- 0	NEUTRAL	0- 1	0- 0	0- 0				
1- 7	0- 0	0- 1	NON-CONFERENCE	0- 1	0- 0	1- 5				
1- 1	0- 0	0- 0	HOME	0- 0	0- 0	1- 1				
0- 5	0- 0	0- 1	AWAY	0- 0	0- 0	0- 4				
0- 1	0- 0	0- 0	NEUTRAL	0- 1	0- 0	0- 0				
2- 5	0- 0	0- 0	CONFERENCE	0- 1	0- 0	2- 4				
1- 3	0- 0	0- 0	HOME	0- 1	0- 0	1- 2				
1- 2	0- 0	0- 0	AWAY	0- 0	0- 0	1- 2				
0- 0	0- 0	0- 0	NEUTRAL	0- 0	0- 0	0- 0				

RPI 1-25				RPI 26-50				RPI 51-100				RPI 101+				Team's RPI: 302	
RPI	S	Opponent	Score	RPI	S	Opponent	Score	RPI	S	Opponent	Score	RPI	S	Opponent	Score		
				30	A	Texas	53 84	98	N	Utah	45 91	154	A	Texas Tech	58 115		
								100	H	Rice	62 74	163	H	Sam Houston St.	77 81		
												166	H	Fla. Atlantic	53 80		
												185	A	Hawaii	50 62		
												198	A	Southern Miss.	65 82		
												210	A	UTEP	54 94		
												236	H	North Texas	55 79		
												252	A	Louisiana Tech	82 73		
												290	A	Texas St.	69 74		
												298	H	FIU	60 45		
												310	H	Incarnate Word	63 56		
												320	A	UTRGV	64 75		
LAST 10 Division I																	
				100	H	Rice	62 74	298	H	FIU	60 45						
				236	H	North Texas	55 79	166	H	Fla. Atlantic	53 80						
				210	A	UTEP	54 94	154	A	Texas Tech	58 115						
				198	A	Southern Miss.	65 82	163	H	Sam Houston St.	77 81						
				252	A	Louisiana Tech	82 73	290	A	Texas St.	69 74						

Non-Div I Games: Texas Wesleyan 80 78 Southwest (NM) 79 62 Concordia (TX) 73 44

UTSA

Loss, Non-Conf, S Site, H Home A Away N Neutral

Average RPI Win:	187	WON-LOST	WINNING	LAST 10	STRENGTH OF	OPP. STRENGTH	TEAM	ADJ.	CONF.	ADJ CONF.
Average RPI Loss:	64	RECORD	PCT. RANK	GAMES	SCHEDULE	OF SCHEDULE	RPI	RPI	RPI	RPI
DIV. I ONLY	10- 9	167	4-6	64	48	98	98	1	1	
DIV. I NON-CONF.	7- 4	100	1-1	298	174	200	200	1	1	
<hr/>										
TOTALS	RPI 1-25	RPI 26-50	W-L RECORDS	RPI 51-100	RPI 101-150	RPI 150+				
10- 9	0- 4	1- 2	OVERALL	2- 0	2- 2	5- 1				
5- 4	0- 1	0- 2	HOME	1- 0	0- 1	4- 0				
3- 5	0- 3	1- 0	AWAY	1- 0	1- 1	0- 1				
2- 0	0- 0	0- 0	NEUTRAL	0- 0	1- 0	1- 0				
7- 4	0- 0	0- 1	NON-CONFERENCE	1- 0	1- 2	5- 1				
4- 2	0- 0	0- 1	HOME	0- 0	0- 1	4- 0				
1- 2	0- 0	0- 0	AWAY	1- 0	0- 1	0- 1				
2- 0	0- 0	0- 0	NEUTRAL	0- 0	1- 0	1- 0				
3- 5	0- 4	1- 1	CONFERENCE	1- 0	1- 0	0- 0				
1- 2	0- 1	0- 1	HOME	1- 0	0- 0	0- 0				
2- 3	0- 3	1- 0	AWAY	0- 0	1- 0	0- 0				
0- 0	0- 0	0- 0	NEUTRAL	0- 0	0- 0	0- 0				

RPI 1-25				RPI 26-50				RPI 51-100				Team's RPI: 98	RPI 101+			
RPI	S	Opponent	Score	RPI	S	Opponent	Score	RPI	S	Opponent	Score		RPI	S	Opponent	Score
2	A	Oregon	51 88	42	A	Colorado	84 69	75	H	Southern California	67 65		104	A	Cincinnati	62 68
4	A	Stanford	49 82	42	H	Colorado	70 80	81	A	BYU	77 73		108	N	Texas Southern	61 52
6	H	UCLA	54 84	49	H	South Dakota	81 84						127	A	California	71 62
14	A	Oregon St.	48 77										134	H	Providence	60 67
													224	A	Xavier	63 70
													252	H	Oral Roberts	78 58
													288	H	Nevada	68 62
													295	H	Eastern Wash.	87 49
													300	H	Weber St.	75 46
													302	N	UTSA	91 45
<hr/>																
LAST 10 Division I																
4	A	Stanford	49 82	2	A	Oregon	51 88									
127	A	California	71 62	14	A	Oregon St.	48 77									
42	A	Colorado	84 69	42	H	Colorado	70 80									
75	H	Southern California	67 65	300	H	Weber St.	75 46									
6	H	UCLA	54 84	134	H	Providence	60 67									

Non-Div I Games:

Utah

Average RPI Win:	280	WON-LOST	WINNING	LAST 10	STRENGTH OF	OPP. STRENGTH	TEAM	ADJ.	CONF.	ADJ CONF.
Average RPI Loss:	173	RECORD	PCT. RANK	GAMES	SCHEDULE	OF SCHEDULE	RPI	RPI	RPI	RPI
DIV. I ONLY	5- 14	291	3-7	189	248	283	283	17	17	
DIV. I NON-CONF.	4- 6	212	2-1	117	248	184	184	23	23	
TOTALS	RPI 1-25	RPI 26-50	W-L RECORDS	RPI 51-100	RPI 101-150	RPI 150+				
5- 14	0- 2	0- 0	OVERALL	0- 2	0- 3	5- 7				
3- 5	0- 0	0- 0	HOME	0- 0	0- 3	3- 2				
2- 9	0- 2	0- 0	AWAY	0- 2	0- 0	2- 5				
0- 0	0- 0	0- 0	NEUTRAL	0- 0	0- 0	0- 0				
4- 6	0- 2	0- 0	NON-CONFERENCE	0- 1	0- 1	4- 2				
3- 1	0- 0	0- 0	HOME	0- 0	0- 1	3- 0				
1- 5	0- 2	0- 0	AWAY	0- 1	0- 0	1- 2				
0- 0	0- 0	0- 0	NEUTRAL	0- 0	0- 0	0- 0				
1- 8	0- 0	0- 0	CONFERENCE	0- 1	0- 2	1- 5				
0- 4	0- 0	0- 0	HOME	0- 0	0- 2	0- 2				
1- 4	0- 0	0- 0	AWAY	0- 1	0- 0	1- 3				
0- 0	0- 0	0- 0	NEUTRAL	0- 0	0- 0	0- 0				

RPI 1-25				RPI 26-50				RPI 51-100				RPI 101+ Team's RPI: 283			
RPI	S	Opponent	Score	RPI	S	Opponent	Score	RPI	S	Opponent	Score	RPI	S	Opponent	Score
2	A	Oregon	52 109					72	A	Fresno St.	64 76	110	H	Boise St.	59 65
14	A	Oregon St.	46 75					81	A	BYU	50 67	124	H	Portland	64 70
												138	H	San Jose St.	61 76
												188	H	UNLV	46 60
												236	H	North Texas	66 55
												239	A	Cal St. Fullerton	62 83
												256	H	Idaho St.	69 61
												258	A	Colorado St.	55 56
												262	A	Long Beach St.	56 48
												267	A	San Diego St.	62 66
												288	A	Nevada	60 69
												315	A	Air Force	53 52
												315	H	Air Force	45 62
												326	A	Utah Valley	49 57
												331	H	Seattle U	70 63
LAST 10 Division I															
258	A	Colorado St.	55 56	267	A	San Diego St.	62 66								
315	A	Air Force	53 52	188	H	UNLV	46 60								
110	H	Boise St.	59 65	326	A	Utah Valley	49 57								
288	A	Nevada	60 69	256	H	Idaho St.	69 61								
315	H	Air Force	45 62	236	H	North Texas	66 55								

Non-Div I Games: Dixie St. 61 49

Utah St.

## Utah Valley

Through Games Of Jan. 28, 2020

Average RPI Win:	303	WON-LOST	WINNING	LAST 10	STRENGTH OF	OPP. STRENGTH	TEAM	ADJ.	CONF.	ADJ CONF.
Average RPI Loss:	219	RECORD	PCT. RANK	GAMES	SCHEDULE	OF SCHEDULE	RPI	RPI	RPI	RPI
DIV. I ONLY	6- 11	250	6-4	342	327	326	326	32	32	
DIV. I NON-CONF.	1- 9	326	1-2	322	291	345	345	32	32	
TOTALS	RPI 1-25	RPI 26-50	W-L RECORDS	RPI 51-100	RPI 101-150	RPI 150+				
6- 11	0- 0	0- 0	OVERALL	0- 1	0- 1	6- 9				
4- 6	0- 0	0- 0	HOME	0- 0	0- 0	4- 6				
2- 5	0- 0	0- 0	AWAY	0- 1	0- 1	2- 3				
0- 0	0- 0	0- 0	NEUTRAL	0- 0	0- 0	0- 0				
1- 9	0- 0	0- 0	NON-CONFERENCE	0- 1	0- 1	1- 7				
1- 4	0- 0	0- 0	HOME	0- 0	0- 0	1- 4				
0- 5	0- 0	0- 0	AWAY	0- 1	0- 1	0- 3				
0- 0	0- 0	0- 0	NEUTRAL	0- 0	0- 0	0- 0				
5- 2	0- 0	0- 0	CONFERENCE	0- 0	0- 0	5- 2				
3- 2	0- 0	0- 0	HOME	0- 0	0- 0	3- 2				
2- 0	0- 0	0- 0	AWAY	0- 0	0- 0	2- 0				
0- 0	0- 0	0- 0	NEUTRAL	0- 0	0- 0	0- 0				

RPI 1-25			RPI 26-50			RPI 51-100			RPI 101+ Team's RPI: 326		
RPI	S	Opponent	Score	RPI	S	Opponent	Score	RPI	S	Opponent	Score
						81	A	BYU	57	71	
								110	A	Boise St.	69 77
								157	H	CSU Bakersfield	53 55
								192	H	Montana	52 63
								218	H	Southern Utah	58 71
								230	H	UMKC	62 41
								255	H	Grand Canyon	59 66
								256	H	Idaho St.	61 88
								269	A	UC Santa Barbara	51 59
								279	A	UC Riverside	53 67
								283	H	Utah St.	57 49
								288	H	Nevada	57 60
								300	A	Weber St.	46 72
								308	A	New Mexico St.	58 54
								320	A	UTRGV	76 67
								331	H	Seattle U	70 58
								348	H	Chicago St.	89 58
LAST 10 Division I											
255	H	Grand Canyon	59 66	230	H	UMKC	62 41				
157	H	CSU Bakersfield	53 55	348	H	Chicago St.	89 58				
320	A	UTRGV	76 67	283	H	Utah St.	57 49				
308	A	New Mexico St.	58 54	300	A	Weber St.	46 72				
331	H	Seattle U	70 58	81	A	BYU	57 71				

Non-Div I Games: Antelope Valley 77 61 Ottawa (AZ) 99 50

Utah Valley

Loss, Non-Conf, S Site, H Home A Away N Neutral

Average RPI Win:	190	WON-LOST	WINNING	LAST 10	STRENGTH OF	OPP. STRENGTH	TEAM	ADJ.	CONF.	ADJ CONF.
Average RPI Loss:	111	RECORD	PCT. RANK	GAMES	SCHEDULE	OF SCHEDULE	RPI	RPI	RPI	RPI
DIV. I ONLY	11- 8	131	8-2	129	110	109	109	12	12	
DIV. I NON-CONF.	5- 8	221	2-2	153	104	226	226	12	12	
TOTALS	RPI 1-25	RPI 26-50	W-L RECORDS	RPI 51-100	RPI 101-150	RPI 150+				
11- 8	0- 0	1- 0	OVERALL	1- 4	2- 2	7- 2				
6- 3	0- 0	1- 0	HOME	0- 0	1- 2	4- 1				
4- 5	0- 0	0- 0	AWAY	1- 4	1- 0	2- 1				
1- 0	0- 0	0- 0	NEUTRAL	0- 0	0- 0	1- 0				
5- 8	0- 0	1- 0	NON-CONFERENCE	0- 4	0- 2	4- 2				
4- 3	0- 0	1- 0	HOME	0- 0	0- 2	3- 1				
0- 5	0- 0	0- 0	AWAY	0- 4	0- 0	0- 1				
1- 0	0- 0	0- 0	NEUTRAL	0- 0	0- 0	1- 0				
6- 0	0- 0	0- 0	CONFERENCE	1- 0	2- 0	3- 0				
2- 0	0- 0	0- 0	HOME	0- 0	1- 0	1- 0				
4- 0	0- 0	0- 0	AWAY	1- 0	1- 0	2- 0				
0- 0	0- 0	0- 0	NEUTRAL	0- 0	0- 0	0- 0				

RPI	S	Opponent	Score	RPI	S	Opponent	Score	RPI	S	Opponent	Score	RPI	S	Opponent	Score	Team's RPI: 109
31	H	Old Dominion	62 49	52	A	Middle Tenn.	63 86	104	H	Cincinnati	56 58	116	H	Richmond	53 50	
				76	A	Seton Hall	33 53	135	H	N.C. A&T	58 69	148	A	Massachusetts	61 46	
				78	A	South Fla.	55 77	155	H	William & Mary	55 69	168	A	Rhode Island	75 54	
				92	A	Boston College	52 87	184	H	Saint Joseph's	47 40	198	A	Southern Miss.	39 51	
				99	A	Saint Louis	65 52	213	A	George Mason	82 63	268	H	East Carolina	53 40	
								279	H	UC Riverside	67 51	280	H	Appalachian St.	66 38	
								301	N	Omaha	74 66					
LAST 10 Division I																
213	A	George Mason	82 63	168	A	Rhode Island	75 54									
148	A	Massachusetts	61 46	135	H	N.C. A&T	58 69									
116	H	Richmond	53 50	279	H	UC Riverside	67 51									
99	A	Saint Louis	65 52	52	A	Middle Tenn.	63 86									
184	H	Saint Joseph's	47 40	31	H	Old Dominion	62 49									

Non-Div I Games:

VCU

## Valparaiso

Through Games Of Jan. 28, 2020

Average RPI Win:	256	WON-LOST	WINNING	LAST 10	STRENGTH OF	OPP. STRENGTH	TEAM	ADJ.	CONF.	ADJ CONF.
Average RPI Loss:	70	RECORD	PCT. RANK	GAMES	SCHEDULE	OF SCHEDULE	RPI	RPI	RPI	RPI
DIV. I ONLY	11- 7	107	6-4	244	132	162	162	7	7	
DIV. I NON-CONF.	8- 3	68	3-0	324	193	140	140	7	7	
TOTALS	RPI 1-25	RPI 26-50	W-L RECORDS	RPI 51-100	RPI 101-150	RPI 150+				
11- 7	0- 3	0- 0	OVERALL	0- 3	1- 0	10- 1				
5- 4	0- 1	0- 0	HOME	0- 3	1- 0	4- 0				
6- 2	0- 1	0- 0	AWAY	0- 0	0- 0	6- 1				
0- 1	0- 1	0- 0	NEUTRAL	0- 0	0- 0	0- 0				
8- 3	0- 2	0- 0	NON-CONFERENCE	0- 0	0- 0	8- 1				
4- 0	0- 0	0- 0	HOME	0- 0	0- 0	4- 0				
4- 2	0- 1	0- 0	AWAY	0- 0	0- 0	4- 1				
0- 1	0- 1	0- 0	NEUTRAL	0- 0	0- 0	0- 0				
3- 4	0- 1	0- 0	CONFERENCE	0- 3	1- 0	2- 0				
1- 4	0- 1	0- 0	HOME	0- 3	1- 0	0- 0				
2- 0	0- 0	0- 0	AWAY	0- 0	0- 0	2- 0				
0- 0	0- 0	0- 0	NEUTRAL	0- 0	0- 0	0- 0				

RPI 1-25				RPI 26-50				RPI 51-100				RPI 101+				Team's RPI: 162	
RPI	S	Opponent	Score	RPI	S	Opponent	Score	RPI	S	Opponent	Score	RPI	S	Opponent	Score		
13	H	Missouri St.	68 81					54	H	Bradley	61 75	103	H	Loyola Chicago	66 64		
15	A	Northwestern	48 69					93	H	Southern Ill.	51 67	156	A	Toledo	61 54		
25	N	Ohio St.	38 89					95	H	Illinois St.	60 72	190	H	Bowling Green	95 90		
												196	A	North Dakota	63 65		
												243	H	Morehead St.	55 53		
												244	A	Eastern Ill.	78 66		
												271	A	Indiana St.	75 56		
												292	A	North Dakota St.	66 54		
												312	A	Detroit Mercy	77 58		
												316	A	Evansville	88 66		
												338	H	UIC	63 37		
												348	H	Chicago St.	95 49		
LAST 10 Division I																	
103	H	Loyola Chicago	66 64	13	H	Missouri St.	68 81										
54	H	Bradley	61 75	93	H	Southern Ill.	51 67										
95	H	Illinois St.	60 72	244	A	Eastern Ill.	78 66										
316	A	Evansville	88 66	348	H	Chicago St.	95 49										
271	A	Indiana St.	75 56	243	H	Morehead St.	55 53										

Non-Div I Games:

Valparaiso

■ Loss, 
 ■ Non-Conf, S Site, 
 ■ Home 
 ■ Away 
 N Neutral

# Vanderbilt

Through Games Of Jan. 28, 2020

Average RPI Win:	195	WON-LOST	WINNING	LAST 10	STRENGTH OF	OPP. STRENGTH	TEAM	ADJ.	CONF.	ADJ CONF.
Average RPI Loss:	46	RECORD	PCT. RANK	GAMES	SCHEDULE	OF SCHEDULE	RPI	RPI	RPI	RPI
DIV. I ONLY	12- 8	116	5-5	35	99	85	85	4	4	
DIV. I NON-CONF.	10- 3	58	3-0	96	260	70	70	5	5	
TOTALS	RPI 1-25	RPI 26-50	W-L RECORDS	RPI 51-100	RPI 101-150	RPI 150+				
12- 8	0- 3	0- 2	OVERALL	2- 2	3- 1	7- 0				
8- 4	0- 3	0- 1	HOME	1- 0	2- 0	5- 0				
3- 2	0- 0	0- 0	AWAY	1- 1	1- 1	1- 0				
1- 2	0- 0	0- 1	NEUTRAL	0- 1	0- 0	1- 0				
10- 3	0- 1	0- 1	NON-CONFERENCE	1- 1	2- 0	7- 0				
7- 1	0- 1	0- 0	HOME	1- 0	1- 0	5- 0				
2- 0	0- 0	0- 0	AWAY	0- 0	1- 0	1- 0				
1- 2	0- 0	0- 1	NEUTRAL	0- 1	0- 0	1- 0				
2- 5	0- 2	0- 1	CONFERENCE	1- 1	1- 1	0- 0				
1- 3	0- 2	0- 1	HOME	0- 0	1- 0	0- 0				
1- 2	0- 0	0- 0	AWAY	1- 1	0- 1	0- 0				
0- 0	0- 0	0- 0	NEUTRAL	0- 0	0- 0	0- 0				

RPI S	Opponent	Score	RPI S	Opponent	Score	RPI S	Opponent	Score	RPI S	Opponent	Score
1	H South Carolina	57 93	36	N Rutgers	56 62	63	A Alabama	61 98	106	A Washington	76 74
7	H UConn	51 64	47	H Arkansas	66 100	69	A Georgia	63 55	128	A Florida	60 68
11	H Mississippi St.	52 68				76	N Seton Hall	65 69	137	H Auburn	77 55
						99	H Saint Louis	62 50	139	H Tennessee Tech	75 61
									160	H Columbia	72 51
									173	H Furman	74 46
									237	H Radford	80 46
									277	H Eastern Ky.	75 69
									299	N UC Irvine	76 63
									309	H Jacksonville St.	88 66
									339	A Tennessee St.	106 55
LAST 10 Division I											
63	A Alabama	61 98	128	A Florida	60 68						
11	H Mississippi St.	52 68	137	H Auburn	77 55						
47	H Arkansas	66 100	160	H Columbia	72 51						
1	H South Carolina	57 93	106	A Washington	76 74						
69	A Georgia	63 55	299	N UC Irvine	76 63						

Non-Div I Games:

Vanderbilt

Loss, Non-Conf, S Site, H Home A Away N Neutral

Average RPI Win: <b>304</b>	WON-LOST	WINNING	LAST 10	STRENGTH OF	OPP. STRENGTH	TEAM	ADJ.	CONF.	ADJ CONF.
Average RPI Loss: <b>177</b>	RECORD	PCT. RANK	GAMES	SCHEDULE	OF SCHEDULE	RPI	RPI	RPI	RPI
DIV. I ONLY	8- 11	218	5-5	298	333	282	282	28	28
DIV. I NON-CONF.	5- 7	205	2-1	305	312	294	294	28	28
-----									
TOTALS	RPI 1-25	RPI 26-50	W-L RECORDS	RPI 51-100	RPI 101-150	RPI 150+			
8- 11	0- 0	0- 0	OVERALL	0- 2	0- 2	8- 7			
6- 3	0- 0	0- 0	HOME	0- 0	0- 1	6- 2			
2- 8	0- 0	0- 0	AWAY	0- 2	0- 1	2- 5			
0- 0	0- 0	0- 0	NEUTRAL	0- 0	0- 0	0- 0			
5- 7	0- 0	0- 0	NON-CONFERENCE	0- 1	0- 2	5- 4			
4- 2	0- 0	0- 0	HOME	0- 0	0- 1	4- 1			
1- 5	0- 0	0- 0	AWAY	0- 1	0- 1	1- 3			
0- 0	0- 0	0- 0	NEUTRAL	0- 0	0- 0	0- 0			
3- 4	0- 0	0- 0	CONFERENCE	0- 1	0- 0	3- 3			
2- 1	0- 0	0- 0	HOME	0- 0	0- 0	2- 1			
1- 3	0- 0	0- 0	AWAY	0- 1	0- 0	1- 2			
0- 0	0- 0	0- 0	NEUTRAL	0- 0	0- 0	0- 0			

RPI 1-25				RPI 26-50				RPI 51-100				RPI 101+				Team's RPI: 282
RPI	S	Opponent	Score	RPI	S	Opponent	Score	RPI	S	Opponent	Score	RPI	S	Opponent	Score	
								71	A	Minnesota	58 90	103	A	Loyola Chicago	76 78	
								94	A	Stony Brook	49 67	148	H	Massachusetts	49 83	
												158	A	Dartmouth	55 72	
												168	A	Rhode Island	74 77	
												169	A	Merrimack	53 78	
												179	H	Binghamton	65 62	
												219	A	UMass Lowell	47 61	
												248	H	Saint Francis (PA)	69 73	
												254	H	Maine	47 65	
												276	H	Navy	64 56	
												303	H	UMBC	60 58	
												313	A	Albany (NY)	49 58	
												314	H	Bryant	71 66	
												330	H	NJIT	65 59	
												337	H	Canisius	76 53	
												345	A	Hartford	63 53	
												347	A	LIU Brooklyn	73 62	
-----																
LAST 10 Division I																
				219	A	UMass Lowell	47 61					94	A	Stony Brook	49 67	
				254	H	Maine	47 65					313	A	Albany (NY)	49 58	
				345	A	Hartford	63 53					169	A	Merrimack	53 78	
				179	H	Binghamton	65 62					347	A	LIU Brooklyn	73 62	
				303	H	UMBC	60 58					330	H	NJIT	65 59	

Non-Div I Games: Norwich 86 40

Vermont



Villanova

Through Games Of Jan. 28, 2020

Average RPI Win:	145	WON-LOST	WINNING	LAST 10	STRENGTH OF	OPP. STRENGTH	TEAM	ADJ.	CONF.	ADJ CONF.
Average RPI Loss:	78	RECORD	PCT. RANK	GAMES	SCHEDULE	OF SCHEDULE	RPI	RPI	RPI	RPI
DIV. I ONLY	11- 9	149	6-4	63	50	89	89	6	6	
DIV. I NON-CONF.	6- 5	151	1-0	74	60	90	90	6	6	
TOTALS	RPI 1-25	RPI 26-50	W-L RECORDS	RPI 51-100	RPI 101-150	RPI 150+				
11- 9	0- 1	1- 3	OVERALL	2- 3	3- 1	5- 1				
6- 4	0- 0	0- 2	HOME	0- 1	2- 1	4- 0				
5- 5	0- 1	1- 1	AWAY	2- 2	1- 0	1- 1				
0- 0	0- 0	0- 0	NEUTRAL	0- 0	0- 0	0- 0				
6- 5	0- 0	0- 1	NON-CONFERENCE	1- 2	2- 1	3- 1				
3- 2	0- 0	0- 1	HOME	0- 0	1- 1	2- 0				
3- 3	0- 0	0- 0	AWAY	1- 2	1- 0	1- 1				
0- 0	0- 0	0- 0	NEUTRAL	0- 0	0- 0	0- 0				
5- 4	0- 1	1- 2	CONFERENCE	1- 1	1- 0	2- 0				
3- 2	0- 0	0- 1	HOME	0- 1	1- 0	2- 0				
2- 2	0- 1	1- 1	AWAY	1- 0	0- 0	0- 0				
0- 0	0- 0	0- 0	NEUTRAL	0- 0	0- 0	0- 0				

RPI 1-25				RPI 26-50				RPI 51-100				RPI 101+			
RPI	S	Opponent	Score	RPI	S	Opponent	Score	RPI	S	Opponent	Score	RPI	S	Opponent	Score
19	A	DePaul	69 85	37	A	Marquette	52 57	57	A	Temple	69 74	115	A	Fordham	73 66
				40	H	Creighton	42 58	69	A	Georgia	63 58	120	H	Penn	70 58
				43	A	St. John's (NY)	67 62	70	A	Drexel	52 54	134	H	Providence	51 49
				45	H	James Madison	52 56	76	A	Seton Hall	61 55	149	H	George Washington	56 68
								91	H	Butler	41 58	184	H	Saint Joseph's	60 44
												193	A	La Salle	77 69
												197	A	American	54 76
												220	H	Georgetown	74 53
												221	H	Manhattan	63 51
												224	H	Xavier	66 54
LAST 10 Division I															
				37	A	Marquette	52 57	91	H	Butler	41 58				
				19	A	DePaul	69 85	43	A	St. John's (NY)	67 62				
				220	H	Georgetown	74 53	76	A	Seton Hall	61 55				
				120	H	Penn	70 58	40	H	Creighton	42 58				
				224	H	Xavier	66 54	134	H	Providence	51 49				

Non-Div I Games:

Villanova

Loss, Non-Conf, S Site, H Home A Away N Neutral

Average RPI Win:	104	WON-LOST	WINNING	LAST 10	STRENGTH OF	OPP. STRENGTH	TEAM	ADJ.	CONF.	ADJ CONF.
Average RPI Loss:	32	RECORD	PCT. RANK	GAMES	SCHEDULE	OF SCHEDULE	RPI	RPI	RPI	RPI
DIV. I ONLY	8- 12	231	3-7	1	20	35	35	5	5	
DIV. I NON-CONF.	5- 6	187	0-1	1	33	17	17	3	3	
TOTALS	RPI 1-25	RPI 26-50	W-L RECORDS	RPI 51-100	RPI 101-150	RPI 150+				
8- 12	0- 6	3- 2	OVERALL	2- 4	1- 0	2- 0				
5- 4	0- 2	3- 1	HOME	1- 1	1- 0	0- 0				
3- 7	0- 3	0- 1	AWAY	1- 3	0- 0	2- 0				
0- 1	0- 1	0- 0	NEUTRAL	0- 0	0- 0	0- 0				
5- 6	0- 4	2- 1	NON-CONFERENCE	1- 1	0- 0	2- 0				
3- 2	0- 2	2- 0	HOME	1- 0	0- 0	0- 0				
2- 3	0- 1	0- 1	AWAY	0- 1	0- 0	2- 0				
0- 1	0- 1	0- 0	NEUTRAL	0- 0	0- 0	0- 0				
3- 6	0- 2	1- 1	CONFERENCE	1- 3	1- 0	0- 0				
2- 2	0- 0	1- 1	HOME	0- 1	1- 0	0- 0				
1- 4	0- 2	0- 0	AWAY	1- 2	0- 0	0- 0				
0- 0	0- 0	0- 0	NEUTRAL	0- 0	0- 0	0- 0				

RPI 1-25				RPI 26-50				Team's RPI: 35	RPI 51-100				RPI 101+			
RPI	S	Opponent	Score	RPI	S	Opponent	Score		RPI	S	Opponent	Score	RPI	S	Opponent	Score
3	A	Louisville	56 71	26	H	Virginia Tech	61 69		55	A	Georgia Tech	51 61	129	H	Notre Dame	90 60
6	H	UCLA	62 73	31	H	Old Dominion	56 53		58	H	North Carolina	47 65	188	A	UNLV	63 55
7	A	UConn	44 83	36	A	Rutgers	63 73		60	H	Bucknell	84 60	250	A	CSUN	72 47
11	N	Mississippi St.	59 72	38	H	Duke	66 63		64	A	Wake Forest	56 62				
18	A	NC State	60 80	45	H	James Madison	55 49		75	A	Southern California	49 59				
20	H	Kentucky	47 50						92	A	Boston College	69 52				
LAST 10 Division I																
				129	H	Notre Dame	90 60		38	H	Duke	66 63				
				3	A	Louisville	56 71		18	A	NC State	60 80				
				26	H	Virginia Tech	61 69		58	H	North Carolina	47 65				
				64	A	Wake Forest	56 62		55	A	Georgia Tech	51 61				
				92	A	Boston College	69 52		11	N	Mississippi St.	59 72				

Non-Div I Games:

Virginia

Average RPI Win:	149	WON-LOST	WINNING	LAST 10	STRENGTH OF	OPP. STRENGTH	TEAM	ADJ.	CONF.	ADJ CONF.
Average RPI Loss:	35	RECORD	PCT. RANK	GAMES	SCHEDULE	OF SCHEDULE	RPI	RPI	RPI	RPI
DIV. I ONLY	15- 4	37	7-3	79	35	26	26	5	5	
DIV. I NON-CONF.	10- 1	19	2-0	101	98	24	24	3	3	
TOTALS	RPI 1-25	RPI 26-50	W-L RECORDS	RPI 51-100	RPI 101-150	RPI 150+				
15- 4	0- 2	2- 1	OVERALL	4- 1	2- 0	7- 0				
10- 0	0- 0	1- 0	HOME	2- 0	2- 0	5- 0				
2- 3	0- 2	1- 1	AWAY	0- 0	0- 0	1- 0				
3- 1	0- 0	0- 0	NEUTRAL	2- 1	0- 0	1- 0				
10- 1	0- 0	1- 0	NON-CONFERENCE	2- 1	2- 0	5- 0				
6- 0	0- 0	1- 0	HOME	0- 0	2- 0	3- 0				
1- 0	0- 0	0- 0	AWAY	0- 0	0- 0	1- 0				
3- 1	0- 0	0- 0	NEUTRAL	2- 1	0- 0	1- 0				
5- 3	0- 2	1- 1	CONFERENCE	2- 0	0- 0	2- 0				
4- 0	0- 0	0- 0	HOME	2- 0	0- 0	2- 0				
1- 3	0- 2	1- 1	AWAY	0- 0	0- 0	0- 0				
0- 0	0- 0	0- 0	NEUTRAL	0- 0	0- 0	0- 0				

RPI 1-25				RPI 26-50				Team's RPI: 26	RPI 51-100				RPI 101+			
RPI	S	Opponent	Score	RPI	S	Opponent	Score		RPI	S	Opponent	Score	RPI	S	Opponent	Score
16	A	Florida St.	62 86	29	H	Purdue	67 54		58	H	North Carolina	76 70	102	H	Davidson	88 68
18	A	NC State	69 76	35	A	Virginia	69 61		67	N	Belmont	60 58	112	H	Liberty	73 69
				38	A	Duke	67 72		69	N	Georgia	72 77	164	N	Wichita St.	84 63
									92	H	Boston College	70 49	171	H	Clemson	71 50
									100	N	Rice	54 45	213	A	George Mason	77 58
													227	H	Gardner-Webb	87 65
													248	H	Saint Francis (PA)	105 41
													287	H	Pittsburgh	68 56
													327	H	UMES	86 43
LAST 10 Division I																
171	H	Clemson	71 50	58	H	North Carolina	76 70									
92	H	Boston College	70 49	18	A	NC State	69 76									
35	A	Virginia	69 61	16	A	Florida St.	62 86									
38	A	Duke	67 72	164	N	Wichita St.	84 63									
287	H	Pittsburgh	68 56	100	N	Rice	54 45									

Non-Div I Games:

Virginia Tech

Average RPI Win: <b>323</b>	WON-LOST	WINNING	LAST 10	STRENGTH OF	OPP. STRENGTH	TEAM	ADJ.	CONF.	ADJ CONF.
Average RPI Loss: <b>154</b>	RECORD	PCT. RANK	GAMES	SCHEDULE	OF SCHEDULE	RPI	RPI	RPI	RPI
DIV. I ONLY	6- 12	261	3-7	192	341	273	273	29	29
DIV. I NON-CONF.	3- 7	252	0-2	33	326	198	198	29	29
TOTALS	RPI 1-25	RPI 26-50	W-L RECORDS	RPI 51-100	RPI 101-150	RPI 150+			
6- 12	0- 1	0- 1	OVERALL	0- 4	0- 1	6- 5			
5- 2	0- 0	0- 0	HOME	0- 1	0- 0	5- 1			
1- 10	0- 1	0- 1	AWAY	0- 3	0- 1	1- 4			
0- 0	0- 0	0- 0	NEUTRAL	0- 0	0- 0	0- 0			
3- 7	0- 1	0- 1	NON-CONFERENCE	0- 4	0- 0	3- 1			
3- 1	0- 0	0- 0	HOME	0- 1	0- 0	3- 0			
0- 6	0- 1	0- 1	AWAY	0- 3	0- 0	0- 1			
0- 0	0- 0	0- 0	NEUTRAL	0- 0	0- 0	0- 0			
3- 5	0- 0	0- 0	CONFERENCE	0- 0	0- 1	3- 4			
2- 1	0- 0	0- 0	HOME	0- 0	0- 0	2- 1			
1- 4	0- 0	0- 0	AWAY	0- 0	0- 1	1- 3			
0- 0	0- 0	0- 0	NEUTRAL	0- 0	0- 0	0- 0			

RPI 1-25				RPI 26-50				RPI 51-100				RPI 101+ Team's RPI: 273			
RPI	S	Opponent	Score	RPI	S	Opponent	Score	RPI	S	Opponent	Score	RPI	S	Opponent	Score
9	A	Maryland	56 <b>119</b>	41	A	Yale	68 <b>87</b>	86	A	Rider	63 <b>77</b>	131	A	Robert Morris	47 <b>51</b>
								88	A	Colgate	58 <b>74</b>	207	A	Youngstown St.	42 <b>64</b>
								91	A	Butler	58 <b>74</b>	238	A	Mt. St. Mary's	63 <b>78</b>
								94	H	Stony Brook	45 <b>66</b>	248	A	Saint Francis (PA)	50 <b>51</b>
												266	H	Sacred Heart	65 <b>79</b>
												303	H	UMBC	67 60
												311	H	St. Francis Brooklyn	74 66
												314	A	Bryant	58 45
												330	H	NJIT	61 59
												334	H	Saint Peter's	90 89
												344	A	Central Conn. St.	63 <b>66</b>
												347	H	LIU Brooklyn	63 61
LAST 10 Division I															
314	A	Bryant	58 45	131	A	Robert Morris	47 <b>51</b>								
344	A	Central Conn. St.	63 <b>66</b>	266	H	Sacred Heart	65 <b>79</b>								
347	H	LIU Brooklyn	63 61	238	A	Mt. St. Mary's	63 <b>78</b>								
311	H	St. Francis Brooklyn	74 66	41	A	Yale	68 <b>87</b>								
248	A	Saint Francis (PA)	50 <b>51</b>	88	A	Colgate	58 <b>74</b>								

Non-Div I Games: Staten Island 81 57

Wagner

■ Loss, 
 ■ Non-Conf, 
 ■ S Site, 
 ■ H Home 
 ■ A Away 
 N Neutral

## Wake Forest

Through Games Of Jan. 28, 2020

Average RPI Win:	139	WON-LOST	WINNING	LAST 10	STRENGTH OF	OPP. STRENGTH	TEAM	ADJ.	CONF.	ADJ CONF.
Average RPI Loss:	72	RECORD	PCT. RANK	GAMES	SCHEDULE	OF SCHEDULE	RPI	RPI	RPI	RPI
DIV. I ONLY	12- 8	116	6-4	45	28	64	64	5	5	
DIV. I NON-CONF.	7- 4	100	1-0	137	144	110	110	3	3	
TOTALS	RPI 1-25	RPI 26-50	W-L RECORDS	RPI 51-100	RPI 101-150	RPI 150+				
12- 8	0- 3	2- 1	OVERALL	2- 2	3- 1	5- 1				
8- 3	0- 1	1- 0	HOME	1- 1	2- 1	4- 0				
2- 5	0- 2	1- 1	AWAY	0- 1	0- 0	1- 1				
2- 0	0- 0	0- 0	NEUTRAL	1- 0	1- 0	0- 0				
7- 4	0- 0	0- 1	NON-CONFERENCE	1- 1	2- 1	4- 1				
4- 2	0- 0	0- 0	HOME	0- 1	1- 1	3- 0				
1- 2	0- 0	0- 1	AWAY	0- 0	0- 0	1- 1				
2- 0	0- 0	0- 0	NEUTRAL	1- 0	1- 0	0- 0				
5- 4	0- 3	2- 0	CONFERENCE	1- 1	1- 0	1- 0				
4- 1	0- 1	1- 0	HOME	1- 0	1- 0	1- 0				
1- 3	0- 2	1- 0	AWAY	0- 1	0- 0	0- 0				
0- 0	0- 0	0- 0	NEUTRAL	0- 0	0- 0	0- 0				

RPI 1-25				RPI 26-50				RPI 51-100				Team's RPI: 64	RPI 101+			
RPI	S	Opponent	Score	RPI	S	Opponent	Score	RPI	S	Opponent	Score		RPI	S	Opponent	Score
3	A	Louisville	61 75	35	H	Virginia	62 56	55	H	Georgia Tech	65 60		114	H	Syracuse	65 60
16	H	Florida St.	65 70	38	A	Duke	60 58	61	A	Miami (FL)	56 59		122	H	UNC Greensboro	65 67
18	A	NC State	45 59	43	A	St. John's (NY)	74 82	74	H	Charlotte	65 77		126	H	Campbell	74 46
								79	N	Dayton	78 59		128	N	Florida	73 68
													152	A	Elon	69 57
													171	H	Clemson	63 58
													242	A	ETSU	60 67
													245	H	Col. of Charleston	106 50
													251	H	UNCW	65 55
													268	H	East Carolina	76 53
LAST 10 Division I																
114	H	Syracuse	65 60	171	H	Clemson	63 58									
16	H	Florida St.	65 70	55	H	Georgia Tech	65 60									
18	A	NC State	45 59	38	A	Duke	60 58									
35	H	Virginia	62 56	61	A	Miami (FL)	56 59									
3	A	Louisville	61 75	128	N	Florida	73 68									

Non-Div I Games:

Wake Forest

  Loss, 
  Non-Conf, 
  S Site, 
  H Home 
  A Away 
N Neutral

Average RPI Win:	184	WON-LOST	WINNING	LAST 10	STRENGTH OF	OPP. STRENGTH	TEAM	ADJ.	CONF.	ADJ CONF.
Average RPI Loss:	69	RECORD	PCT. RANK	GAMES	SCHEDULE	OF SCHEDULE	RPI	RPI	RPI	RPI
DIV. I ONLY	10- 9	167	3-7	67	38	106	106	1	1	
DIV. I NON-CONF.	8- 3	68	1-1	202	141	124	124	1	1	
TOTALS	RPI 1-25	RPI 26-50	W-L RECORDS	RPI 51-100	RPI 101-150	RPI 150+				
10- 9	1- 2	0- 2	OVERALL	1- 3	2- 1	6- 1				
4- 6	0- 0	0- 2	HOME	0- 2	0- 1	4- 1				
3- 3	0- 2	0- 0	AWAY	1- 1	2- 0	0- 0				
3- 0	1- 0	0- 0	NEUTRAL	0- 0	0- 0	2- 0				
8- 3	1- 0	0- 0	NON-CONFERENCE	0- 1	1- 1	6- 1				
4- 3	0- 0	0- 0	HOME	0- 1	0- 1	4- 1				
1- 0	0- 0	0- 0	AWAY	0- 0	1- 0	0- 0				
3- 0	1- 0	0- 0	NEUTRAL	0- 0	0- 0	2- 0				
2- 6	0- 2	0- 2	CONFERENCE	1- 2	1- 0	0- 0				
0- 3	0- 0	0- 2	HOME	0- 1	0- 0	0- 0				
2- 3	0- 2	0- 0	AWAY	1- 1	1- 0	0- 0				
0- 0	0- 0	0- 0	NEUTRAL	0- 0	0- 0	0- 0				

RPI	S	Opponent	Score	RPI	S	Opponent	Score	RPI	S	Opponent	Score	RPI	S	Opponent	Score	Team's RPI: 106
4	A	Stanford	56 77	27	H	Arizona St.	50 67	75	A	Southern California	78 81	125	H	Tulane	62 64	
5	N	Iowa	70 63	34	H	Arizona	58 66	83	A	Washington St.	65 56	127	A	California	67 64	
6	A	UCLA	80 85					83	H	Washington St.	59 66	146	A	San Diego	65 47	
								85	H	Vanderbilt	74 76	157	H	CSU Bakersfield	80 49	
												185	H	Hawaii	50 62	
												223	N	Iona	65 34	
												232	H	San Francisco	73 54	
												240	N	Howard	75 58	
												300	H	Weber St.	94 41	
												331	H	Seattle U	78 46	
LAST 10 Division I																
75	A	Southern California	78 81	4	A	Stanford	56 77									
6	A	UCLA	80 85	127	A	California	67 64									
34	H	Arizona	58 66	83	A	Washington St.	65 56									
27	H	Arizona St.	50 67	85	H	Vanderbilt	74 76									
83	H	Washington St.	59 66	232	H	San Francisco	73 54									

Non-Div I Games:

Washington

■ Loss, 
■ Non-Conf, 
■ S Site, 
■ H Home 
■ A Away 
N Neutral

Average RPI Win:	198	WON-LOST	WINNING	LAST 10	STRENGTH OF	OPP. STRENGTH	TEAM	ADJ.	CONF.	ADJ CONF.
Average RPI Loss:	31	RECORD	PCT. RANK	GAMES	SCHEDULE	OF SCHEDULE	RPI	RPI	RPI	RPI
DIV. I ONLY	9- 11	203	3-7	13	22	83	83	1	1	
DIV. I NON-CONF.	7- 5	131	1-1	50	42	83	83	1	1	
TOTALS	RPI 1-25	RPI 26-50	W-L RECORDS	RPI 51-100	RPI 101-150	RPI 150+				
9- 11	0- 6	0- 2	OVERALL	1- 2	3- 1	5- 0				
5- 4	0- 1	0- 2	HOME	1- 0	0- 1	4- 0				
3- 4	0- 2	0- 0	AWAY	0- 2	3- 0	0- 0				
1- 3	0- 3	0- 0	NEUTRAL	0- 0	0- 0	1- 0				
7- 5	0- 4	0- 0	NON-CONFERENCE	1- 1	1- 0	5- 0				
5- 1	0- 1	0- 0	HOME	1- 0	0- 0	4- 0				
1- 1	0- 0	0- 0	AWAY	0- 1	1- 0	0- 0				
1- 3	0- 3	0- 0	NEUTRAL	0- 0	0- 0	1- 0				
2- 6	0- 2	0- 2	CONFERENCE	0- 1	2- 1	0- 0				
0- 3	0- 0	0- 2	HOME	0- 0	0- 1	0- 0				
2- 3	0- 2	0- 0	AWAY	0- 1	2- 0	0- 0				
0- 0	0- 0	0- 0	NEUTRAL	0- 0	0- 0	0- 0				

RPI 1-25				RPI 26-50				RPI 51-100 Team's RPI: 83				RPI 101+			
RPI	S	Opponent	Score	RPI	S	Opponent	Score	RPI	S	Opponent	Score	RPI	S	Opponent	Score
1	N	South Carolina	53 68	27	H	Arizona St.	56 65	61	A	Miami (FL)	68 74	106	A	Washington	66 59
4	A	Stanford	58 77	34	H	Arizona	67 74	75	A	Southern California	63 74	106	H	Washington	56 65
6	A	UCLA	50 66					81	H	BYU	67 50	110	A	Boise St.	80 68
8	N	Baylor	66 89									127	A	California	96 75
10	H	Gonzaga	53 76									241	N	Southern U.	69 54
12	N	Indiana	44 78									249	H	Pepperdine	85 48
												250	H	CSUN	71 61
												299	H	UC Irvine	87 59
												317	H	Ark.-Pine Bluff	85 56
LAST 10 Division I															
6	A	UCLA	50 66	127	A	California	96 75								
75	A	Southern California	63 74	4	A	Stanford	58 77								
27	H	Arizona St.	56 65	106	H	Washington	56 65								
34	H	Arizona	67 74	61	A	Miami (FL)	68 74								
106	A	Washington	66 59	241	N	Southern U.	69 54								

Non-Div I Games:

Washington St.

  Loss, 
  Non-Conf, 
  S Site, 
  H Home 
  A Away 
N Neutral

Average RPI Win:	271	WON-LOST	WINNING	LAST 10	STRENGTH OF	OPP. STRENGTH	TEAM	ADJ.	CONF.	ADJ CONF.
Average RPI Loss:	175	RECORD	PCT. RANK	GAMES	SCHEDULE	OF SCHEDULE	RPI	RPI	RPI	RPI
DIV. I ONLY	3- 15	322	1-9	221	230	300	300	20	20	
DIV. I NON-CONF.	2- 7	288	0-1	125	226	242	242	17	17	
TOTALS	RPI 1-25	RPI 26-50	W-L RECORDS	RPI 51-100	RPI 101-150	RPI 150+				
3- 15	0- 1	0- 0	OVERALL	0- 2	0- 4	3- 8				
1- 5	0- 0	0- 0	HOME	0- 0	0- 1	1- 4				
2- 10	0- 1	0- 0	AWAY	0- 2	0- 3	2- 4				
0- 0	0- 0	0- 0	NEUTRAL	0- 0	0- 0	0- 0				
2- 7	0- 1	0- 0	NON-CONFERENCE	0- 1	0- 3	2- 2				
1- 1	0- 0	0- 0	HOME	0- 0	0- 1	1- 0				
1- 6	0- 1	0- 0	AWAY	0- 1	0- 2	1- 2				
0- 0	0- 0	0- 0	NEUTRAL	0- 0	0- 0	0- 0				
1- 8	0- 0	0- 0	CONFERENCE	0- 1	0- 1	1- 6				
0- 4	0- 0	0- 0	HOME	0- 0	0- 0	0- 4				
1- 4	0- 0	0- 0	AWAY	0- 1	0- 1	1- 2				
0- 0	0- 0	0- 0	NEUTRAL	0- 0	0- 0	0- 0				

RPI	S	Opponent	Score	RPI	S	Opponent	Score	RPI	S	Opponent	Score	RPI	S	Opponent	Score	Team's RPI: 300
6	A	UCLA	45 85					97	A	Idaho	50 70	105	A	Pacific	53 76	
								98	A	Utah	46 75	106	A	Washington	41 94	
												118	A	Montana St.	52 81	
												124	H	Portland	59 78	
												186	H	Portland St.	57 76	
												192	A	Montana	57 85	
												200	H	Northern Ariz.	82 88	
												209	A	Northern Colo.	65 60	
												210	A	UTEP	51 70	
												256	H	Idaho St.	54 65	
												279	A	UC Riverside	64 54	
												295	A	Eastern Wash.	53 63	
												308	A	New Mexico St.	47 77	
												322	H	Sacramento St.	67 91	
												326	H	Utah Valley	72 46	
LAST 10 Division I																
192	A	Montana	57 85	209	A	Northern Colo.	65 60									
118	A	Montana St.	52 81	200	H	Northern Ariz.	82 88									
186	H	Portland St.	57 76	97	A	Idaho	50 70									
256	H	Idaho St.	54 65	295	A	Eastern Wash.	53 63									
322	H	Sacramento St.	67 91	98	A	Utah	46 75									

Non-Div I Games:

Weber St.



## West Virginia

Through Games Of Jan. 28, 2020

Average RPI Win:	163	WON-LOST	WINNING	LAST 10	STRENGTH OF	OPP. STRENGTH	TEAM	ADJ.	CONF.	ADJ CONF.
Average RPI Loss:	32	RECORD	PCT. RANK	GAMES	SCHEDULE	OF SCHEDULE	RPI	RPI	RPI	RPI
DIV. I ONLY	13- 5	51	6-4	55	44	39	39	3	3	
DIV. I NON-CONF.	10- 1	19	3-0	160	130	36	36	4	4	
TOTALS	RPI 1-25	RPI 26-50	W-L RECORDS	RPI 51-100	RPI 101-150	RPI 150+				
13- 5	1- 2	1- 3	OVERALL	2- 0	2- 0	7- 0				
6- 2	0- 0	1- 2	HOME	0- 0	1- 0	4- 0				
3- 2	1- 2	0- 0	AWAY	1- 0	0- 0	1- 0				
4- 1	0- 0	0- 1	NEUTRAL	1- 0	1- 0	2- 0				
10- 1	1- 0	0- 1	NON-CONFERENCE	1- 0	2- 0	6- 0				
5- 0	0- 0	0- 0	HOME	0- 0	1- 0	4- 0				
1- 0	1- 0	0- 0	AWAY	0- 0	0- 0	0- 0				
4- 1	0- 0	0- 1	NEUTRAL	1- 0	1- 0	2- 0				
3- 4	0- 2	1- 2	CONFERENCE	1- 0	0- 0	1- 0				
1- 2	0- 0	1- 2	HOME	0- 0	0- 0	0- 0				
2- 2	0- 2	0- 0	AWAY	1- 0	0- 0	1- 0				
0- 0	0- 0	0- 0	NEUTRAL	0- 0	0- 0	0- 0				

RPI 1-25				RPI 26-50				Team's RPI: 39	RPI 51-100				RPI 101+			
RPI	S	Opponent	Score	RPI	S	Opponent	Score		RPI	S	Opponent	Score	RPI	S	Opponent	Score
8	A	Baylor	51 91	30	H	Texas	68 63		82	A	Kansas	68 49	114	N	Syracuse	71 69
11	A	Mississippi St.	71 65	40	N	Creighton	75 82		96	N	Michigan St.	63 57	132	H	Cornell	68 62
23	A	TCU	60 73	44	H	Oklahoma St.	55 57						172	A	Kansas St.	74 63
				46	H	Oklahoma	49 73						178	N	New Mexico	73 60
LAST 10 Division I																
				23	A	TCU	60 73		82	A	Kansas	68 49				
				44	H	Oklahoma St.	55 57		172	A	Kansas St.	74 63				
				8	A	Baylor	51 91		132	H	Cornell	68 62				
				46	H	Oklahoma	49 73		114	N	Syracuse	71 69				
				30	H	Texas	68 63		96	N	Michigan St.	63 57				

Non-Div I Games:

West Virginia

■ Loss, 
■ Non-Conf, S Site, 
■ Home 
■ Away 
N Neutral

Average RPI Win:	341	WON-LOST	WINNING	LAST 10	STRENGTH OF	OPP. STRENGTH	TEAM	ADJ.	CONF.	ADJ CONF.
Average RPI Loss:	191	RECORD	PCT. RANK	GAMES	SCHEDULE	OF SCHEDULE	RPI	RPI	RPI	RPI
DIV. I ONLY	1- 17	346	1-9	167	344	333	333	25	25	
DIV. I NON-CONF.	1- 12	335	1-4	123	346	326	326	22	22	
TOTALS	RPI 1-25	RPI 26-50	W-L RECORDS	RPI 51-100	RPI 101-150	RPI 150+				
1- 17	0- 0	0- 0	OVERALL	0- 1	0- 5	1- 11				
1- 8	0- 0	0- 0	HOME	0- 0	0- 3	1- 5				
0- 9	0- 0	0- 0	AWAY	0- 1	0- 2	0- 6				
0- 0	0- 0	0- 0	NEUTRAL	0- 0	0- 0	0- 0				
1- 12	0- 0	0- 0	NON-CONFERENCE	0- 1	0- 4	1- 7				
1- 6	0- 0	0- 0	HOME	0- 0	0- 3	1- 3				
0- 6	0- 0	0- 0	AWAY	0- 1	0- 1	0- 4				
0- 0	0- 0	0- 0	NEUTRAL	0- 0	0- 0	0- 0				
0- 5	0- 0	0- 0	CONFERENCE	0- 0	0- 1	0- 4				
0- 2	0- 0	0- 0	HOME	0- 0	0- 0	0- 2				
0- 3	0- 0	0- 0	AWAY	0- 0	0- 1	0- 2				
0- 0	0- 0	0- 0	NEUTRAL	0- 0	0- 0	0- 0				

RPI 1-25				RPI 26-50				RPI 51-100				RPI 101+				Team's RPI: 333	
RPI	S	Opponent	Score	RPI	S	Opponent	Score	RPI	S	Opponent	Score	RPI	S	Opponent	Score		
								58	A	North Carolina	55	92	102	A	Davidson	51	101
												122	A	UNC Greensboro	43	54	
												123	H	Coastal Caro.	43	66	
												126	H	Campbell	40	61	
												139	H	Tennessee Tech	58	62	
												152	A	Elon	24	68	
												173	A	Furman	53	69	
												195	H	Cleveland St.	61	68	
												225	H	UNC Asheville	47	64	
												227	A	Gardner-Webb	62	88	
												235	H	Chattanooga	52	59	
												242	H	ETSU	57	62	
												245	A	Col. of Charleston	62	73	
												260	H	Winthrop	60	63	
												285	A	Wofford	63	76	
												340	A	USC Upstate	62	70	
												341	H	Charleston So.	69	64	
LAST 10 Division I																	
				173	A	Furman	53	69		245	A	Col. of Charleston	62	73			
				285	A	Wofford	63	76		260	H	Winthrop	60	63			
				122	A	UNC Greensboro	43	54		139	H	Tennessee Tech	58	62			
				242	H	ETSU	57	62		195	H	Cleveland St.	61	68			
				235	H	Chattanooga	52	59		341	H	Charleston So.	69	64			

Non-Div I Games: Southern Wesleyan 70 37 UVa-Wise 64 55

Western Caro.

Loss, Non-Conf, S Site, H Home A Away N Neutral

Average RPI Win:	277	WON-LOST	WINNING	LAST 10	STRENGTH OF	OPP. STRENGTH	TEAM	ADJ.	CONF.	ADJ CONF.
Average RPI Loss:	103	RECORD	PCT. RANK	GAMES	SCHEDULE	OF SCHEDULE	RPI	RPI	RPI	RPI
DIV. I ONLY	8- 10	206	5-5	214	168	205	205	19	19	
DIV. I NON-CONF.	3- 7	252	0-2	159	132	238	238	19	19	
TOTALS	RPI 1-25	RPI 26-50	W-L RECORDS	RPI 51-100	RPI 101-150	RPI 150+				
8- 10	0- 0	0- 3	OVERALL	0- 4	0- 1	8- 2				
5- 2	0- 0	0- 1	HOME	0- 1	0- 0	5- 0				
3- 6	0- 0	0- 2	AWAY	0- 2	0- 1	3- 1				
0- 2	0- 0	0- 0	NEUTRAL	0- 1	0- 0	0- 1				
3- 7	0- 0	0- 2	NON-CONFERENCE	0- 3	0- 1	3- 1				
2- 1	0- 0	0- 0	HOME	0- 1	0- 0	2- 0				
1- 4	0- 0	0- 2	AWAY	0- 1	0- 1	1- 0				
0- 2	0- 0	0- 0	NEUTRAL	0- 1	0- 0	0- 1				
5- 3	0- 0	0- 1	CONFERENCE	0- 1	0- 0	5- 1				
3- 1	0- 0	0- 1	HOME	0- 0	0- 0	3- 0				
2- 2	0- 0	0- 0	AWAY	0- 1	0- 0	2- 1				
0- 0	0- 0	0- 0	NEUTRAL	0- 0	0- 0	0- 0				

RPI 1-25				RPI 26-50				RPI 51-100				RPI 101+				Team's RPI: 205	
RPI	S	Opponent	Score	RPI	S	Opponent	Score	RPI	S	Opponent	Score	RPI	S	Opponent	Score		
				29	A	Purdue	59 66	54	H	Bradley	49 84	145	A	Missouri	89 97		
				33	A	Drake	75 94	90	A	South Dakota St.	45 75	153	H	Southeast Mo. St.	97 91		
				49	H	South Dakota	65 96	93	N	Southern Ill.	65 79	196	A	North Dakota	71 77		
								95	A	Illinois St.	65 78	244	N	Eastern Ill.	52 60		
												252	H	Oral Roberts	75 61		
												271	H	Indiana St.	83 72		
												289	H	Denver	82 75		
												292	A	North Dakota St.	79 78		
												301	A	Omaha	83 69		
												307	H	Purdue Fort Wayne	79 68		
												348	A	Chicago St.	88 78		
LAST 10 Division I																	
				196	A	North Dakota	71 77	90	A	South Dakota St.	45 75						
				301	A	Omaha	83 69	292	A	North Dakota St.	79 78						
				252	H	Oral Roberts	75 61	49	H	South Dakota	65 96						
				289	H	Denver	82 75	244	N	Eastern Ill.	52 60						
				307	H	Purdue Fort Wayne	79 68	93	N	Southern Ill.	65 79						

Non-Div I Games: Culver-Stockton 82 76 Ill.-Springfield 91 51 Mo. Baptist 90 69

Western Ill.

Average RPI Win:	132	WON-LOST	WINNING	LAST 10	STRENGTH OF	OPP. STRENGTH	TEAM	ADJ.	CONF.	ADJ CONF.
Average RPI Loss:	96	RECORD	PCT. RANK	GAMES	SCHEDULE	OF SCHEDULE	RPI	RPI	RPI	RPI
DIV. I ONLY	12- 6	76	6-4	53	55	28	28	13	13	
DIV. I NON-CONF.	8- 3	68	2-1	82	8	25	25	13	13	
TOTALS	RPI 1-25	RPI 26-50	W-L RECORDS	RPI 51-100	RPI 101-150	RPI 150+				
12- 6	1- 1	1- 2	OVERALL	4- 1	1- 0	5- 2				
6- 0	1- 0	1- 0	HOME	2- 0	1- 0	1- 0				
5- 6	0- 1	0- 2	AWAY	2- 1	0- 0	3- 2				
1- 0	0- 0	0- 0	NEUTRAL	0- 0	0- 0	1- 0				
8- 3	1- 1	1- 1	NON-CONFERENCE	2- 0	0- 0	4- 1				
4- 0	1- 0	1- 0	HOME	1- 0	0- 0	1- 0				
3- 3	0- 1	0- 1	AWAY	1- 0	0- 0	2- 1				
1- 0	0- 0	0- 0	NEUTRAL	0- 0	0- 0	1- 0				
4- 3	0- 0	0- 1	CONFERENCE	2- 1	1- 0	1- 1				
2- 0	0- 0	0- 0	HOME	1- 0	1- 0	0- 0				
2- 3	0- 0	0- 1	AWAY	1- 1	0- 0	1- 1				
0- 0	0- 0	0- 0	NEUTRAL	0- 0	0- 0	0- 0				

RPI	S	Opponent	Score
3	A	Louisville	56 75
21	H	Central Mich.	93 58

RPI	S	Opponent	Score
29	A	Purdue	50 67
31	A	Old Dominion	65 76
46	H	Oklahoma	74 63

Team's RPI: 28

RPI	S	Opponent	Score
52	H	Middle Tenn.	71 63
66	A	Ball St.	91 86
67	H	Belmont	77 46
74	A	Charlotte	60 56
100	A	Rice	65 73

RPI	S	Opponent	Score
113	H	UAB	69 65
161	A	Samford	88 84
175	A	Saint Mary's (CA)	73 80
199	H	Little Rock	77 58
214	N	Tulsa	76 63
236	A	North Texas	54 61
246	A	Marshall	74 65
324	A	Mercer	75 62

## LAST 10 Division I

246	A	Marshall	74 65	100	A	Rice	65 73
74	A	Charlotte	60 56	236	A	North Texas	54 61
31	A	Old Dominion	65 76	29	A	Purdue	50 67
52	H	Middle Tenn.	71 63	161	A	Samford	88 84
113	H	UAB	69 65	66	A	Ball St.	91 86

Non-Div I Games:

Western Ky.

■ Loss, 
 ■ Non-Conf, S Site, 
 ■ Home 
 ■ Away 
 N Neutral

Average RPI Win:	232	WON-LOST	WINNING	LAST 10	STRENGTH OF	OPP. STRENGTH	TEAM	ADJ.	CONF.	ADJ CONF.
Average RPI Loss:	120	RECORD	PCT. RANK	GAMES	SCHEDULE	OF SCHEDULE	RPI	RPI	RPI	RPI
DIV. I ONLY	10- 7	127	6-4	165	209	133	133	10	10	
DIV. I NON-CONF.	6- 4	123	2-1	258	317	170	170	10	10	
TOTALS	RPI 1-25	RPI 26-50	W-L RECORDS	RPI 51-100	RPI 101-150	RPI 150+				
10- 7	0- 1	0- 1	OVERALL	1- 1	1- 1	8- 3				
5- 2	0- 1	0- 0	HOME	1- 0	0- 0	4- 1				
3- 4	0- 0	0- 1	AWAY	0- 0	1- 1	2- 2				
2- 1	0- 0	0- 0	NEUTRAL	0- 1	0- 0	2- 0				
6- 4	0- 0	0- 1	NON-CONFERENCE	0- 1	1- 0	5- 2				
2- 1	0- 0	0- 0	HOME	0- 0	0- 0	2- 1				
2- 2	0- 0	0- 1	AWAY	0- 0	1- 0	1- 1				
2- 1	0- 0	0- 0	NEUTRAL	0- 1	0- 0	2- 0				
4- 3	0- 1	0- 0	CONFERENCE	1- 0	0- 1	3- 1				
3- 1	0- 1	0- 0	HOME	1- 0	0- 0	2- 0				
1- 2	0- 0	0- 0	AWAY	0- 0	0- 1	1- 1				
0- 0	0- 0	0- 0	NEUTRAL	0- 0	0- 0	0- 0				

RPI 1-25				RPI 26-50				RPI 51-100				RPI 101+ Team's RPI: 133			
RPI	S	Opponent	Score	RPI	S	Opponent	Score	RPI	S	Opponent	Score	RPI	S	Opponent	Score
21	H	Central Mich.	70 80	48	A	Michigan	55 76	77	H	Ohio	73 72	103	A	Loyola Chicago	70 60
								94	N	Stony Brook	47 50	111	A	Kent St.	63 75
												156	H	Toledo	84 72
												166	H	Fla. Atlantic	79 80
												190	A	Bowling Green	63 72
												194	A	Akron	56 51
												194	H	Akron	79 71
												210	A	UTEP	46 76
												289	N	Denver	79 70
												308	N	New Mexico St.	79 76
												312	H	Detroit Mercy	82 67
												338	A	UIC	80 52
												348	H	Chicago St.	90 69
LAST 10 Division I															
194	H	Akron	79 71	194	A	Akron	56 51								
190	A	Bowling Green	63 72	156	H	Toledo	84 72								
21	H	Central Mich.	70 80	103	A	Loyola Chicago	70 60								
77	H	Ohio	73 72	94	N	Stony Brook	47 50								
111	A	Kent St.	63 75	289	N	Denver	79 70								

Non-Div I Games: Kentucky St. 80 41

Western Mich.

Average RPI Win:	214	WON-LOST	WINNING	LAST 10	STRENGTH OF	OPP. STRENGTH	TEAM	ADJ.	CONF.	ADJ CONF.
Average RPI Loss:	84	RECORD	PCT. RANK	GAMES	SCHEDULE	OF SCHEDULE	RPI	RPI	RPI	RPI
DIV. I ONLY	11- 9	149	5-5	187	73	164	164	9	9	
DIV. I NON-CONF.	8- 5	117	2-1	248	106	157	157	9	9	
TOTALS	RPI 1-25	RPI 26-50	W-L RECORDS	RPI 51-100	RPI 101-150	RPI 150+				
11- 9	0- 2	1- 2	OVERALL	1- 2	1- 1	8- 2				
8- 3	0- 0	1- 0	HOME	1- 2	0- 1	6- 0				
2- 5	0- 2	0- 1	AWAY	0- 0	0- 0	2- 2				
1- 1	0- 0	0- 1	NEUTRAL	0- 0	1- 0	0- 0				
8- 5	0- 1	1- 2	NON-CONFERENCE	0- 1	1- 0	6- 1				
6- 1	0- 0	1- 0	HOME	0- 1	0- 0	5- 0				
1- 3	0- 1	0- 1	AWAY	0- 0	0- 0	1- 1				
1- 1	0- 0	0- 1	NEUTRAL	0- 0	1- 0	0- 0				
3- 4	0- 1	0- 0	CONFERENCE	1- 1	0- 1	2- 1				
2- 2	0- 0	0- 0	HOME	1- 1	0- 1	1- 0				
1- 2	0- 1	0- 0	AWAY	0- 0	0- 0	1- 1				
0- 0	0- 0	0- 0	NEUTRAL	0- 0	0- 0	0- 0				

RPI	S	Opponent	Score	RPI	S	Opponent	Score	RPI	S	Opponent	Score	RPI	S	Opponent	Score	Team's RPI: 164
7	A	UConn	55 83	26	N	Virginia Tech	63 84	57	H	Temple	72 70	118	N	Montana St.	66 64	
13	A	Missouri St.	55 68	40	A	Creighton	46 56	59	H	UNI	50 61	125	H	Tulane	56 61	
				46	H	Oklahoma	88 83	78	H	South Fla.	50 56	159	A	Houston	56 64	
												176	H	Eastern Mich.	63 52	
												214	H	Tulsa	57 46	
												241	H	Southern U.	69 63	
												252	A	Louisiana Tech	88 80	
												252	A	Oral Roberts	66 79	
												268	A	East Carolina	61 53	
												317	H	Ark.-Pine Bluff	100 50	
												329	H	Houston Baptist	59 42	
												336	H	Grambling	77 65	
LAST 10 Division I																
159	A	Houston	56 64	125	H	Tulane	56 61									
78	H	South Fla.	50 56	7	A	UConn	55 83									
57	H	Temple	72 70	336	H	Grambling	77 65									
214	H	Tulsa	57 46	26	N	Virginia Tech	63 84									
268	A	East Carolina	61 53	118	N	Montana St.	66 64									

Non-Div I Games:

Wichita St.

William & Mary

Through Games Of Jan. 28, 2020

Average RPI Win:	245	WON-LOST	WINNING	LAST 10	STRENGTH OF	OPP. STRENGTH	TEAM	ADJ.	CONF.	ADJ CONF.
Average RPI Loss:	108	RECORD	PCT. RANK	GAMES	SCHEDULE	OF SCHEDULE	RPI	RPI	RPI	RPI
DIV. I ONLY	13- 6	67	6-4	304	138	155	155	14	14	
DIV. I NON-CONF.	9- 2	38	2-0	330	161	126	126	14	14	
TOTALS	RPI 1-25	RPI 26-50	W-L RECORDS	RPI 51-100	RPI 101-150	RPI 150+				
13- 6	0- 0	0- 2	OVERALL	0- 1	2- 2	11- 1				
6- 3	0- 0	0- 1	HOME	0- 1	0- 0	6- 1				
7- 3	0- 0	0- 1	AWAY	0- 0	2- 2	5- 0				
0- 0	0- 0	0- 0	NEUTRAL	0- 0	0- 0	0- 0				
9- 2	0- 0	0- 1	NON-CONFERENCE	0- 0	2- 1	7- 0				
4- 1	0- 0	0- 1	HOME	0- 0	0- 0	4- 0				
5- 1	0- 0	0- 0	AWAY	0- 0	2- 1	3- 0				
0- 0	0- 0	0- 0	NEUTRAL	0- 0	0- 0	0- 0				
4- 4	0- 0	0- 1	CONFERENCE	0- 1	0- 1	4- 1				
2- 2	0- 0	0- 0	HOME	0- 1	0- 0	2- 1				
2- 2	0- 0	0- 1	AWAY	0- 0	0- 1	2- 0				
0- 0	0- 0	0- 0	NEUTRAL	0- 0	0- 0	0- 0				

RPI S	Opponent	Score	RPI S	Opponent	Score	RPI S	Opponent	Score	RPI S	Opponent	Score	Team's RPI: 155
			31 H	Old Dominion	58 69	70 H	Drexel	54 61	109 A	VCU	69 55	
			45 A	James Madison	70 84				116 A	Richmond	73 76	
									136 A	Northeastern	55 61	
									149 A	George Washington	63 51	
									177 A	Towson	83 75	
									182 H	Norfolk St.	65 56	
									229 H	Delaware	68 58	
									245 H	Col. of Charleston	85 60	
									251 H	UNCW	55 72	
									259 A	Delaware St.	73 52	
									268 A	East Carolina	78 68	
									293 A	Army West Point	77 65	
									303 H	UMBC	76 48	
									304 A	Hofstra	66 53	
									327 H	UMES	78 50	
									345 H	Hartford	61 44	
LAST 10 Division I												
			70 H	Drexel	54 61		251 H	UNCW	55 72			
			229 H	Delaware	68 58		177 A	Towson	83 75			
			136 A	Northeastern	55 61		45 A	James Madison	70 84			
			304 A	Hofstra	66 53		149 A	George Washington	63 51			
			245 H	Col. of Charleston	85 60		182 H	Norfolk St.	65 56			

Non-Div I Games:

William & Mary

Loss, Non-Conf, S Site, H Home A Away N Neutral

Average RPI Win:	284	WON-LOST	WINNING	LAST 10	STRENGTH OF	OPP. STRENGTH	TEAM	ADJ.	CONF.	ADJ CONF.
Average RPI Loss:	191	RECORD	PCT. RANK	GAMES	SCHEDULE	OF SCHEDULE	RPI	RPI	RPI	RPI
DIV. I ONLY	9- 10	189	6-4	305	317	260	260	26	26	
DIV. I NON-CONF.	3- 6	235	0	313	241	295	295	27	27	
TOTALS	RPI 1-25	RPI 26-50	W-L RECORDS	RPI 51-100	RPI 101-150	RPI 150+				
9- 10	0- 1	0- 1	OVERALL	0- 0	0- 1	9- 7				
4- 4	0- 0	0- 0	HOME	0- 0	0- 0	4- 4				
5- 5	0- 1	0- 1	AWAY	0- 0	0- 1	5- 2				
0- 1	0- 0	0- 0	NEUTRAL	0- 0	0- 0	0- 1				
3- 6	0- 1	0- 1	NON-CONFERENCE	0- 0	0- 0	3- 4				
0- 3	0- 0	0- 0	HOME	0- 0	0- 0	0- 3				
3- 2	0- 1	0- 1	AWAY	0- 0	0- 0	3- 0				
0- 1	0- 0	0- 0	NEUTRAL	0- 0	0- 0	0- 1				
6- 4	0- 0	0- 0	CONFERENCE	0- 0	0- 1	6- 3				
4- 1	0- 0	0- 0	HOME	0- 0	0- 0	4- 1				
2- 3	0- 0	0- 0	AWAY	0- 0	0- 1	2- 2				
0- 0	0- 0	0- 0	NEUTRAL	0- 0	0- 0	0- 0				

RPI 1-25				RPI 26-50				RPI 51-100				RPI 101+ Team's RPI: 260			
RPI	S	Opponent	Score	RPI	S	Opponent	Score	RPI	S	Opponent	Score	RPI	S	Opponent	Score
20	A	Kentucky	36 91	31	A	Old Dominion	44 68					126	A	Campbell	47 63
												180	H	Hampton	72 66
												216	H	High Point	69 63
												223	H	Iona	61 68
												225	H	UNC Asheville	43 50
												227	A	Gardner-Webb	59 71
												237	A	Radford	53 54
												245	H	Col. of Charleston	73 84
												251	A	UNCW	75 63
												270	H	Longwood	74 63
												285	N	Wofford	59 60
												291	H	Ga. Southern	47 91
												296	H	Presbyterian	61 54
												325	A	N.C. Central	56 46
												333	A	Western Caro.	63 60
												340	A	USC Upstate	52 38
												341	A	Charleston So.	58 53
LAST 10 Division I															
225	H	UNC Asheville	43 50	296	H	Presbyterian	61 54								
341	A	Charleston So.	58 53	340	A	USC Upstate	52 38								
270	H	Longwood	74 63	227	A	Gardner-Webb	59 71								
237	A	Radford	53 54	216	H	High Point	69 63								
126	A	Campbell	47 63	180	H	Hampton	72 66								

Non-Div I Games:

Winthrop



Average RPI Win:	212	WON-LOST	WINNING	LAST 10	STRENGTH OF	OPP. STRENGTH	TEAM	ADJ.	CONF.	ADJ CONF.
Average RPI Loss:	46	RECORD	PCT. RANK	GAMES	SCHEDULE	OF SCHEDULE	RPI	RPI	RPI	RPI
DIV. I ONLY	10- 10	175	3-7	58	77	121	121	2	2	
DIV. I NON-CONF.	8- 3	68	1-0	181	221	89	89	2	2	
TOTALS	RPI 1-25	RPI 26-50	W-L RECORDS	RPI 51-100	RPI 101-150	RPI 150+				
10- 10	0- 1	0- 7	OVERALL	3- 2	0- 0	7- 0				
7- 4	0- 1	0- 3	HOME	1- 0	0- 0	6- 0				
2- 5	0- 0	0- 3	AWAY	1- 2	0- 0	1- 0				
1- 1	0- 0	0- 1	NEUTRAL	1- 0	0- 0	0- 0				
8- 3	0- 0	0- 2	NON-CONFERENCE	2- 1	0- 0	6- 0				
6- 0	0- 0	0- 0	HOME	1- 0	0- 0	5- 0				
1- 2	0- 0	0- 1	AWAY	0- 1	0- 0	1- 0				
1- 1	0- 0	0- 1	NEUTRAL	1- 0	0- 0	0- 0				
2- 7	0- 1	0- 5	CONFERENCE	1- 1	0- 0	1- 0				
1- 4	0- 1	0- 3	HOME	0- 0	0- 0	1- 0				
1- 3	0- 0	0- 2	AWAY	1- 1	0- 0	0- 0				
0- 0	0- 0	0- 0	NEUTRAL	0- 0	0- 0	0- 0				

RPI	S	Opponent	Score	RPI	S	Opponent	Score	RPI	S	Opponent	Score	RPI	S	Opponent	Score	Team's RPI: 121
5	H	Iowa	78 85	29	A	Purdue	61 72	55	A	Georgia Tech	41 60	187	H	Penn St.	71 65	
				36	H	Rutgers	61 64	66	N	Ball St.	67 56	244	H	Eastern Ill.	63 55	
				42	A	Colorado	57 74	71	A	Minnesota	72 62	265	H	Milwaukee	71 40	
				47	N	Arkansas	64 68	80	H	North Florida	75 62	285	H	Wofford	78 65	
				48	H	Michigan	56 68	96	A	Michigan St.	52 69	292	A	North Dakota St.	64 63	
				50	A	Nebraska	50 65					306	H	Prairie View	68 42	
				50	H	Nebraska	71 72					328	H	Alabama St.	85 67	
LAST 10 Division I																
				50	H	Nebraska	71 72	50	A	Nebraska	50 65					
				71	A	Minnesota	72 62	187	H	Penn St.	71 65					
				5	H	Iowa	78 85	29	A	Purdue	61 72					
				48	H	Michigan	56 68	36	H	Rutgers	61 64					
				96	A	Michigan St.	52 69	306	H	Prairie View	68 42					

Non-Div I Games:

Wisconsin

■ Loss, 
 ■ Non-Conf, 
 S Site, 
 ■ Home 
 ■ Away 
 N Neutral

Wofford

Through Games Of Jan. 28, 2020

Average RPI Win:	259	WON-LOST	WINNING	LAST 10	STRENGTH OF	OPP. STRENGTH	TEAM	ADJ.	CONF.	ADJ CONF.
Average RPI Loss:	189	RECORD	PCT. RANK	GAMES	SCHEDULE	OF SCHEDULE	RPI	RPI	RPI	RPI
DIV. I ONLY	8- 10	206	5-5	306	253	285	285	25	25	
DIV. I NON-CONF.	4- 8	235	1-3	223	318	293	293	22	22	
TOTALS	RPI 1-25	RPI 26-50	W-L RECORDS	RPI 51-100	RPI 101-150	RPI 150+				
8- 10	0- 0	0- 0	OVERALL	0- 1	1- 3	7- 6				
6- 4	0- 0	0- 0	HOME	0- 0	1- 1	5- 3				
1- 6	0- 0	0- 0	AWAY	0- 1	0- 2	1- 3				
1- 0	0- 0	0- 0	NEUTRAL	0- 0	0- 0	1- 0				
4- 8	0- 0	0- 0	NON-CONFERENCE	0- 1	0- 3	4- 4				
3- 3	0- 0	0- 0	HOME	0- 0	0- 1	3- 2				
0- 5	0- 0	0- 0	AWAY	0- 1	0- 2	0- 2				
1- 0	0- 0	0- 0	NEUTRAL	0- 0	0- 0	1- 0				
4- 2	0- 0	0- 0	CONFERENCE	0- 0	1- 0	3- 2				
3- 1	0- 0	0- 0	HOME	0- 0	1- 0	2- 1				
1- 1	0- 0	0- 0	AWAY	0- 0	0- 0	1- 1				
0- 0	0- 0	0- 0	NEUTRAL	0- 0	0- 0	0- 0				

RPI S	Opponent	Score	RPI S	Opponent	Score	RPI S	Opponent	Score	RPI S	Opponent	Score	Team's RPI: 285
						82 A	Kansas	64 83	121 A	Wisconsin	65 78	
									122 H	UNC Greensboro	66 61	
									123 H	Coastal Caro.	73 78	
									137 A	Auburn	82 84	
									161 H	Samford	58 74	
									225 H	UNC Asheville	75 38	
									227 A	Gardner-Webb	53 67	
									231 A	Northern Ky.	72 80	
									235 A	Chattanooga	76 80	
									242 A	ETSU	76 47	
									260 N	Winthrop	60 59	
									270 H	Longwood	79 76	
									280 H	Appalachian St.	51 54	
									291 H	Ga. Southern	57 70	
									296 H	Presbyterian	67 60	
									324 H	Mercer	77 49	
									333 H	Western Caro.	76 63	
LAST 10 Division I												
			122 H	UNC Greensboro	66 61		161 H	Samford	58 74			
			333 H	Western Caro.	76 63		82 A	Kansas	64 83			
			242 A	ETSU	76 47		231 A	Northern Ky.	72 80			
			235 A	Chattanooga	76 80		225 H	UNC Asheville	75 38			
			324 H	Mercer	77 49		280 H	Appalachian St.	51 54			

Non-Div I Games: Brevard 82 34 Erskine 100 38 UNKNOWN 89 38

Wofford

Loss, Non-Conf, S Site, H Home A Away N Neutral

Average RPI Win:	233	WON-LOST	WINNING	LAST 10	STRENGTH OF	OPP. STRENGTH	TEAM	ADJ.	CONF.	ADJ CONF.
Average RPI Loss:	123	RECORD	PCT. RANK	GAMES	SCHEDULE	OF SCHEDULE	RPI	RPI	RPI	RPI
DIV. I ONLY	11- 8	131	7-3	235	152	143	143	21	21	
DIV. I NON-CONF.	4- 6	212	0-1	194	38	181	181	18	18	
TOTALS	RPI 1-25	RPI 26-50	W-L RECORDS	RPI 51-100	RPI 101-150	RPI 150+				
11- 8	0- 0	0- 0	OVERALL	0- 5	1- 1	10- 2				
5- 1	0- 0	0- 0	HOME	0- 1	0- 0	5- 0				
5- 5	0- 0	0- 0	AWAY	0- 3	1- 1	4- 1				
1- 2	0- 0	0- 0	NEUTRAL	0- 1	0- 0	1- 1				
4- 6	0- 0	0- 0	NON-CONFERENCE	0- 4	0- 1	4- 1				
1- 1	0- 0	0- 0	HOME	0- 1	0- 0	1- 0				
2- 3	0- 0	0- 0	AWAY	0- 2	0- 1	2- 0				
1- 2	0- 0	0- 0	NEUTRAL	0- 1	0- 0	1- 1				
7- 2	0- 0	0- 0	CONFERENCE	0- 1	1- 0	6- 1				
4- 0	0- 0	0- 0	HOME	0- 0	0- 0	4- 0				
3- 2	0- 0	0- 0	AWAY	0- 1	1- 0	2- 1				
0- 0	0- 0	0- 0	NEUTRAL	0- 0	0- 0	0- 0				

RPI 1-25				RPI 26-50				RPI 51-100				RPI 101+				Team's RPI: 143	
RPI	S	Opponent	Score	RPI	S	Opponent	Score	RPI	S	Opponent	Score	RPI	S	Opponent	Score		
								53	A	Iowa St.	71 79	101	A	UT Arlington	62 68		
								56	A	UCF	53 69	144	A	Green Bay	70 58		
								62	A	IUPUI	60 80	157	H	CSU Bakersfield	65 60		
								82	N	Kansas	63 74	195	H	Cleveland St.	78 62		
								84	H	Abilene Christian	64 83	207	H	Youngstown St.	91 41		
												212	A	SMU	69 61		
												224	A	Xavier	86 74		
												231	A	Northern Ky.	63 55		
												265	A	Milwaukee	58 60		
												272	H	Oakland	85 66		
												274	N	Loyola Maryland	66 51		
												284	N	St. Bonaventure	56 57		
												312	H	Detroit Mercy	67 61		
												338	A	UIC	58 43		
LAST 10 Division I																	
				272	H	Oakland	85 66					207	H	Youngstown St.	91 41		
				312	H	Detroit Mercy	67 61					195	H	Cleveland St.	78 62		
				231	A	Northern Ky.	63 55					144	A	Green Bay	70 58		
				62	A	IUPUI	60 80					265	A	Milwaukee	58 60		
				338	A	UIC	58 43					56	A	UCF	53 69		

Non-Div I Games: Marian (IN) 64 60

Wright St.

■ Loss, 
■ Non-Conf, 
■ S Site, 
■ H Home 
■ A Away 
N Neutral

## Wyoming

Through Games Of Jan. 28, 2020

Average RPI Win:	247	WON-LOST	WINNING	LAST 10	STRENGTH OF	OPP. STRENGTH	TEAM	ADJ.	CONF.	ADJ CONF.
Average RPI Loss:	158	RECORD	PCT. RANK	GAMES	SCHEDULE	OF SCHEDULE	RPI	RPI	RPI	RPI
DIV. I ONLY	8- 9	194	4-6	217	229	215	215	17	17	
DIV. I NON-CONF.	3- 5	224	1-2	216	233	259	259	23	23	
TOTALS	RPI 1-25	RPI 26-50	W-L RECORDS	RPI 51-100	RPI 101-150	RPI 150+				
8- 9	0- 1	0- 1	OVERALL	0- 2	1- 0	7- 5				
5- 4	0- 1	0- 1	HOME	0- 0	1- 0	4- 2				
3- 5	0- 0	0- 0	AWAY	0- 2	0- 0	3- 3				
0- 0	0- 0	0- 0	NEUTRAL	0- 0	0- 0	0- 0				
3- 5	0- 1	0- 1	NON-CONFERENCE	0- 1	0- 0	3- 2				
2- 3	0- 1	0- 1	HOME	0- 0	0- 0	2- 1				
1- 2	0- 0	0- 0	AWAY	0- 1	0- 0	1- 1				
0- 0	0- 0	0- 0	NEUTRAL	0- 0	0- 0	0- 0				
5- 4	0- 0	0- 0	CONFERENCE	0- 1	1- 0	4- 3				
3- 1	0- 0	0- 0	HOME	0- 0	1- 0	2- 1				
2- 3	0- 0	0- 0	AWAY	0- 1	0- 0	2- 2				
0- 0	0- 0	0- 0	NEUTRAL	0- 0	0- 0	0- 0				

RPI 1-25				RPI 26-50				RPI 51-100				RPI 101+ Team's RPI: 215			
RPI	S	Opponent	Score	RPI	S	Opponent	Score	RPI	S	Opponent	Score	RPI	S	Opponent	Score
10	H	Gonzaga	54 65	42	H	Colorado	56 66	72	A	Fresno St.	59 89	110	H	Boise St.	73 68
								90	A	South Dakota St.	40 67	175	H	Saint Mary's (CA)	69 67
												178	A	New Mexico	73 66
												188	A	UNLV	53 65
												209	H	Northern Colo.	44 46
												258	H	Colorado St.	49 56
												267	A	San Diego St.	60 67
												267	H	San Diego St.	81 67
												288	H	Nevada	83 59
												289	A	Denver	57 71
												292	A	North Dakota St.	66 57
												315	A	Air Force	65 63
												351	H	Mississippi Val.	95 22
LAST 10 Division I															
267	H	San Diego St.	81 67	258	H	Colorado St.	49 56								
72	A	Fresno St.	59 89	110	H	Boise St.	73 68								
288	H	Nevada	83 59	10	H	Gonzaga	54 65								
188	A	UNLV	53 65	209	H	Northern Colo.	44 46								
267	A	San Diego St.	60 67	351	H	Mississippi Val.	95 22								

Non-Div I Games: Colo. Christian 70 31

Wyoming

■ Loss, 
 ■ Non-Conf, S Site, 
 ■ Home 
 ■ Away 
 N Neutral

Average RPI Win:	159	WON-LOST	WINNING	LAST 10	STRENGTH OF	OPP. STRENGTH	TEAM	ADJ.	CONF.	ADJ CONF.
Average RPI Loss:	88	RECORD	PCT. RANK	GAMES	SCHEDULE	OF SCHEDULE	RPI	RPI	RPI	RPI
DIV. I ONLY	2- 18	338	1-9	18	70	224	224	6	6	
DIV. I NON-CONF.	1- 10	329	0-1	14	129	241	241	6	6	
TOTALS	RPI 1-25	RPI 26-50	W-L RECORDS	RPI 51-100	RPI 101-150	RPI 150+				
2- 18	0- 2	0- 4	OVERALL	1- 6	0- 5	1- 1				
1- 9	0- 1	0- 3	HOME	1- 2	0- 2	0- 1				
1- 7	0- 0	0- 1	AWAY	0- 4	0- 2	1- 0				
0- 2	0- 1	0- 0	NEUTRAL	0- 0	0- 1	0- 0				
1- 10	0- 1	0- 1	NON-CONFERENCE	1- 3	0- 4	0- 1				
1- 4	0- 0	0- 1	HOME	1- 0	0- 2	0- 1				
0- 4	0- 0	0- 0	AWAY	0- 3	0- 1	0- 0				
0- 2	0- 1	0- 0	NEUTRAL	0- 0	0- 1	0- 0				
1- 8	0- 1	0- 3	CONFERENCE	0- 3	0- 1	1- 0				
0- 5	0- 1	0- 2	HOME	0- 2	0- 0	0- 0				
1- 3	0- 0	0- 1	AWAY	0- 1	0- 1	1- 0				
0- 0	0- 0	0- 0	NEUTRAL	0- 0	0- 0	0- 0				

RPI S	Opponent	Score	RPI S	Opponent	Score	RPI S	Opponent	Score	RPI S	Opponent	Score	Team's RPI: 224
15 N	Northwestern	59 79	37 H	Marquette	60 80	57 A	Temple	65 78	104 H	Cincinnati	78 85	
19 H	DePaul	68 91	40 A	Creighton	55 62	66 A	Ball St.	49 70	128 N	Florida	64 67	
			42 H	Colorado	53 62	76 H	Seton Hall	61 83	131 A	Robert Morris	57 71	
			43 H	St. John's (NY)	67 75	86 A	Rider	57 64	134 A	Providence	48 60	
						89 A	Villanova	54 66	143 H	Wright St.	74 86	
						91 H	Butler	70 78	220 A	Georgetown	85 64	
						98 H	Utah	70 63	277 H	Eastern Ky.	55 56	
LAST 10 Division I												
134 A	Providence	48 60	220 A	Georgetown	85 64							
40 A	Creighton	55 62	91 H	Butler	70 78							
37 H	Marquette	60 80	76 H	Seton Hall	61 83							
19 H	DePaul	68 91	43 H	St. John's (NY)	67 75							
89 A	Villanova	54 66	15 N	Northwestern	59 79							

Non-Div I Games:

Xavier

Average RPI Win:	197	WON-LOST	WINNING	LAST 10	STRENGTH OF	OPP. STRENGTH	TEAM	ADJ.	CONF.	ADJ CONF.
Average RPI Loss:	46	RECORD	PCT. RANK	GAMES	SCHEDULE	OF SCHEDULE	RPI	RPI	RPI	RPI
DIV. I ONLY	12- 3	31	8-2	96	153	41	41	8	8	
DIV. I NON-CONF.	10- 3	58	6-2	93	169	47	47	8	8	
TOTALS	RPI 1-25	RPI 26-50	W-L RECORDS	RPI 51-100	RPI 101-150	RPI 150+				
12- 3	0- 1	0- 1	OVERALL	2- 1	2- 0	8- 0				
6- 1	0- 0	0- 1	HOME	0- 0	1- 0	5- 0				
5- 2	0- 1	0- 0	AWAY	1- 1	1- 0	3- 0				
1- 0	0- 0	0- 0	NEUTRAL	1- 0	0- 0	0- 0				
10- 3	0- 1	0- 1	NON-CONFERENCE	2- 1	2- 0	6- 0				
5- 1	0- 0	0- 1	HOME	0- 0	1- 0	4- 0				
4- 2	0- 1	0- 0	AWAY	1- 1	1- 0	2- 0				
1- 0	0- 0	0- 0	NEUTRAL	1- 0	0- 0	0- 0				
2- 0	0- 0	0- 0	CONFERENCE	0- 0	0- 0	2- 0				
1- 0	0- 0	0- 0	HOME	0- 0	0- 0	1- 0				
1- 0	0- 0	0- 0	AWAY	0- 0	0- 0	1- 0				
0- 0	0- 0	0- 0	NEUTRAL	0- 0	0- 0	0- 0				

RPI 1-25				RPI 26-50				Team's RPI: 41				RPI 51-100				RPI 101+			
RPI	S	Opponent	Score	RPI	S	Opponent	Score	RPI	S	Opponent	Score	RPI	S	Opponent	Score	RPI	S	Opponent	Score
6	A	UCLA	65 100	43	H	St. John's (NY)	66 80	58	A	North Carolina	66 63	134	H	Providence	82 79				
								72	N	Fresno St.	87 67	136	A	Northeastern	78 63				
								88	A	Colgate	67 70	183	H	Quinnipiac	63 59				
												219	A	UMass Lowell	67 59				
												226	A	Brown	73 40				
												226	H	Brown	79 72				
												247	A	LMU (CA)	81 65				
												266	H	Sacred Heart	87 40				
												273	H	Wagner	87 68				
												324	H	Mercer	68 60				
LAST 10 Division I																			
226	A	Brown	73 40	266	H	Sacred Heart	87 40												
226	H	Brown	79 72	43	H	St. John's (NY)	66 80												
324	H	Mercer	68 60	247	A	LMU (CA)	81 65												
273	H	Wagner	87 68	72	N	Fresno St.	87 67												
58	A	North Carolina	66 63	6	A	UCLA	65 100												

Non-Div I Games:

Yale

■ Loss, 
■ Non-Conf, S Site, 
■ Home 
■ Away 
N Neutral

Average RPI Win:	255	WON-LOST	WINNING	LAST 10	STRENGTH OF	OPP. STRENGTH	TEAM	ADJ.	CONF.	ADJ CONF.
Average RPI Loss:	158	RECORD	PCT. RANK	GAMES	SCHEDULE	OF SCHEDULE	RPI	RPI	RPI	RPI
DIV. I ONLY	9- 9	175	4-6	260	251	207	207	21	21	
DIV. I NON-CONF.	5- 4	140	0-1	241	223	162	162	18	18	
TOTALS	RPI 1-25	RPI 26-50	W-L RECORDS	RPI 51-100	RPI 101-150	RPI 150+				
9- 9	0- 1	0- 0	OVERALL	1- 0	0- 4	8- 4				
5- 3	0- 0	0- 0	HOME	1- 0	0- 2	4- 1				
4- 6	0- 1	0- 0	AWAY	0- 0	0- 2	4- 3				
0- 0	0- 0	0- 0	NEUTRAL	0- 0	0- 0	0- 0				
5- 4	0- 1	0- 0	NON-CONFERENCE	0- 0	0- 2	5- 1				
3- 1	0- 0	0- 0	HOME	0- 0	0- 1	3- 0				
2- 3	0- 1	0- 0	AWAY	0- 0	0- 1	2- 1				
0- 0	0- 0	0- 0	NEUTRAL	0- 0	0- 0	0- 0				
4- 5	0- 0	0- 0	CONFERENCE	1- 0	0- 2	3- 3				
2- 2	0- 0	0- 0	HOME	1- 0	0- 1	1- 1				
2- 3	0- 0	0- 0	AWAY	0- 0	0- 1	2- 2				
0- 0	0- 0	0- 0	NEUTRAL	0- 0	0- 0	0- 0				

RPI S	Opponent	Score	RPI S	Opponent	Score	RPI S	Opponent	Score	RPI S	Opponent	Score	Team's RPI: 207
12	A Indiana	56 93				62	H IUPUI	75 73	111	H Kent St.	73 82	
									131	A Robert Morris	43 58	
									143	A Wright St.	41 91	
									144	H Green Bay	63 70	
									176	H Eastern Mich.	79 77	
									194	A Akron	62 91	
									195	A Cleveland St.	52 60	
									231	A Northern Ky.	56 75	
									248	A Saint Francis (PA)	56 46	
									265	H Milwaukee	62 74	
									272	A Oakland	79 74	
									273	H Wagner	64 42	
									277	A Eastern Ky.	72 63	
									312	A Detroit Mercy	62 47	
									337	H Canisius	87 59	
									338	H UIC	77 65	
LAST 10 Division I												
265	H Milwaukee	62 74	143	A Wright St.	41 91							
144	H Green Bay	63 70	231	A Northern Ky.	56 75							
312	A Detroit Mercy	62 47	338	H UIC	77 65							
272	A Oakland	79 74	62	H IUPUI	75 73							
195	A Cleveland St.	52 60	12	A Indiana	56 93							

Non-Div I Games: Lake Erie 83 48 Muskingum 92 46

Youngstown St.

Loss, Non-Conf, S Site, H Home A Away N Neutral