

Average RPI Win:	276	WON-LOST	WINNING	LAST 10	STRENGTH OF	OPP. STRENGTH	TEAM	ADJ.	CONF.	ADJ CONF.
Average RPI Loss:	175	RECORD	PCT. RANK	GAMES	SCHEDULE	OF SCHEDULE	RPI	RPI	RPI	RPI
DIV. I ONLY	6- 7	196	7-3	316	271	273	273	26	26	
DIV. I NON-CONF.	2- 5	264	0- 0	297	241	303	303	23	23	

TOTALS	RPI 1-25	RPI 26-50	W-L RECORDS	RPI 51-100	RPI 101-150	RPI 150+				
6- 7	0- 0	0- 0	OVERALL	0- 1	0- 0	6- 6				
3- 3	0- 0	0- 0	HOME	0- 0	0- 0	3- 3				
2- 3	0- 0	0- 0	AWAY	0- 1	0- 0	2- 2				
1- 1	0- 0	0- 0	NEUTRAL	0- 0	0- 0	1- 1				
2- 5	0- 0	0- 0	NON-CONFERENCE	0- 0	0- 0	2- 5				
0- 3	0- 0	0- 0	HOME	0- 0	0- 0	0- 3				
1- 1	0- 0	0- 0	AWAY	0- 0	0- 0	1- 1				
1- 1	0- 0	0- 0	NEUTRAL	0- 0	0- 0	1- 1				
4- 2	0- 0	0- 0	CONFERENCE	0- 1	0- 0	4- 1				
3- 0	0- 0	0- 0	HOME	0- 0	0- 0	3- 0				
1- 2	0- 0	0- 0	AWAY	0- 1	0- 0	1- 1				
0- 0	0- 0	0- 0	NEUTRAL	0- 0	0- 0	0- 0				

RPI 1-25				RPI 26-50				RPI 51-100				RPI 101+				Team's RPI: 273
RPI	S	Opponent	Score	RPI	S	Opponent	Score	RPI	S	Opponent	Score	RPI	S	Opponent	Score	
								68	A	Lamar University	58 76	162	A	Texas Tech	61 78	
												171	H	New Mexico St.	65 67	
												176	H	Texas St.	53 60	
												201	N	Prairie View	59 67	
												202	A	Nicholls St.	55 85	
												216	H	Sam Houston St.	76 61	
												247	A	UTRGV	59 49	
												247	H	UTRGV	57 70	
												253	N	Louisiana	64 63	
												298	A	Central Ark.	73 65	
												315	H	Northwestern St.	79 55	
												326	H	New Orleans	57 51	
LAST 12 Division I GAMES:																
202	A	Nicholls St.	55 85	171	H	New Mexico St.	65 67									
326	H	New Orleans	57 51	247	H	UTRGV	57 70									
216	H	Sam Houston St.	76 61	201	N	Prairie View	59 67									
315	H	Northwestern St.	79 55	253	N	Louisiana	64 63									
68	A	Lamar University	58 76	176	H	Texas St.	53 60									
298	A	Central Ark.	73 65	162	A	Texas Tech	61 78									

Non-Div I Games: Schreiner 64 34 UNKNOWN 78 40 Tex. A&M Int'l 84 36 Texas Lutheran 73 49 A&M-Corpus Christi

Average RPI Win:	276	WON-LOST	WINNING	LAST 10	STRENGTH OF	OPP. STRENGTH	TEAM	ADJ.	CONF.	ADJ CONF.
Average RPI Loss:	128	RECORD	PCT. RANK	GAMES	SCHEDULE	OF SCHEDULE	RPI	RPI	RPI	RPI

DIV. I ONLY	9- 6	117	6-4	292	265	173	173	26	26
DIV. I NON-CONF.	3- 4	199	0- 0	117	165	122	122	23	23

TOTALS	RPI 1-25	RPI 26-50	W-L RECORDS	RPI 51-100	RPI 101-150	RPI 150+			
9- 6	0- 0	0- 1	OVERALL	0- 2	0- 1	9- 2			
2- 2	0- 0	0- 1	HOME	0- 1	0- 0	2- 0			
6- 4	0- 0	0- 0	AWAY	0- 1	0- 1	6- 2			
1- 0	0- 0	0- 0	NEUTRAL	0- 0	0- 0	1- 0			
3- 4	0- 0	0- 1	NON-CONFERENCE	0- 1	0- 1	3- 1			
0- 1	0- 0	0- 1	HOME	0- 0	0- 0	0- 0			
2- 3	0- 0	0- 0	AWAY	0- 1	0- 1	2- 1			
1- 0	0- 0	0- 0	NEUTRAL	0- 0	0- 0	1- 0			
6- 2	0- 0	0- 0	CONFERENCE	0- 1	0- 0	6- 1			
2- 1	0- 0	0- 0	HOME	0- 1	0- 0	2- 0			
4- 1	0- 0	0- 0	AWAY	0- 0	0- 0	4- 1			
0- 0	0- 0	0- 0	NEUTRAL	0- 0	0- 0	0- 0			

RPI S Opponent	Score	RPI S Opponent	Score	RPI S Opponent	Score	RPI S Opponent	Score
		50 H Arkansas	68 80	62 H SFA	55 71	138 A Tulsa	63 75
				88 A FGCU	65 81	162 A Texas Tech	54 105
						171 A New Mexico St.	58 46
						216 A Sam Houston St.	91 79
						227 N Texas Southern	81 39
						267 A Southeastern La.	71 74
						269 A UTEP	70 69
						298 H Central Ark.	77 70
						315 A Northwestern St.	72 63
						323 H McNeese	109 52
						326 A New Orleans	59 52
						340 A Houston Baptist	72 62

LAST 12 Division I GAMES:							
298 H Central Ark.	77 70	216 A Sam Houston St.	91 79				
62 H SFA	55 71	326 A New Orleans	59 52				
315 A Northwestern St.	72 63	162 A Texas Tech	54 105				
340 A Houston Baptist	72 62	88 A FGCU	65 81				
267 A Southeastern La.	71 74	50 H Arkansas	68 80				
323 H McNeese	109 52	138 A Tulsa	63 75				

Non-Div I Games: Eastern N.M. 78 46 Southwest (NM) 90 47 Howard Payne 98 43 Schreiner 90 43 Abilene Christian

Loss, Non-Conf, S Site, H Home A Away N Neutral

Average RPI Win:	256	WON-LOST	WINNING	LAST 10	STRENGTH OF	OPP. STRENGTH	TEAM	ADJ.	CONF.	ADJ CONF.
Average RPI Loss:	137	RECORD	PCT. RANK	GAMES	SCHEDULE	OF SCHEDULE	RPI	RPI	RPI	RPI
DIV. I ONLY	6- 12	256	3-7	158	198	237	237	14	14	
DIV. I NON-CONF.	3- 7	256	0- 0	89	267	207	207	13	13	

TOTALS	RPI 1-25	RPI 26-50	W-L RECORDS	RPI 51-100	RPI 101-150	RPI 150+				
6- 12	0- 1	0- 1	OVERALL	0- 2	1- 2	5- 6				
5- 3	0- 0	0- 0	HOME	0- 0	1- 0	4- 3				
1- 9	0- 1	0- 1	AWAY	0- 2	0- 2	1- 3				
0- 0	0- 0	0- 0	NEUTRAL	0- 0	0- 0	0- 0				
3- 7	0- 1	0- 0	NON-CONFERENCE	0- 1	1- 2	2- 3				
2- 2	0- 0	0- 0	HOME	0- 0	1- 0	1- 2				
1- 5	0- 1	0- 0	AWAY	0- 1	0- 2	1- 1				
0- 0	0- 0	0- 0	NEUTRAL	0- 0	0- 0	0- 0				
3- 5	0- 0	0- 1	CONFERENCE	0- 1	0- 0	3- 3				
3- 1	0- 0	0- 0	HOME	0- 0	0- 0	3- 1				
0- 4	0- 0	0- 1	AWAY	0- 1	0- 0	0- 2				
0- 0	0- 0	0- 0	NEUTRAL	0- 0	0- 0	0- 0				

RPI	S	Opponent	Score	RPI	S	Opponent	Score	RPI	S	Opponent	Score	RPI	S	Opponent	Score	Team's RPI: 237
5	A	Oregon	36 82	44	A	New Mexico	57 78	61	A	Boise St.	48 79	113	H	Northern Colo.	69 57	
								69	A	Northeastern	41 54	148	A	Minnesota	50 67	
												149	A	Portland	60 79	
												158	H	Utah St.	44 48	
												165	A	Denver	66 92	
												192	H	George Mason	71 78	
												210	A	UNLV	56 66	
												213	H	Colorado St.	63 48	
												220	A	San Diego St.	61 70	
												225	H	Navy	47 54	
												255	H	Nevada	79 74	
												283	A	Army West Point	71 60	
												328	H	San Jose St.	88 77	
												342	H	Fairleigh Dickinson	85 37	
LAST 12 Division I GAMES:																
328	H	San Jose St.	88 77	158	H	Utah St.	44 48									
61	A	Boise St.	48 79	44	A	New Mexico	57 78									
255	H	Nevada	79 74	5	A	Oregon	36 82									
210	A	UNLV	56 66	149	A	Portland	60 79									
220	A	San Diego St.	61 70	225	H	Navy	47 54									
213	H	Colorado St.	63 48	148	A	Minnesota	50 67									

Non-Div I Games: Western St. 72 54

Air Force

Loss,
Non-Conf, S Site,
H Home
A Away
N Neutral

Average RPI Win:	257	WON-LOST	WINNING	LAST 10	STRENGTH OF	OPP. STRENGTH	TEAM	ADJ.	CONF.	ADJ CONF.
Average RPI Loss:	84	RECORD	PCT. RANK	GAMES	SCHEDULE	OF SCHEDULE	RPI	RPI	RPI	RPI
DIV. I ONLY	11- 6	101	6-4	256	163	155	155	8	8	
DIV. I NON-CONF.	8- 2	52	0- 0	344	231	188	188	8	8	

TOTALS	RPI 1-25	RPI 26-50	W-L RECORDS	RPI 51-100	RPI 101-150	RPI 150+				
11- 6	0- 1	0- 2	OVERALL	1- 0	0- 2	10- 1				
5- 2	0- 0	0- 1	HOME	1- 0	0- 0	4- 1				
2- 4	0- 1	0- 1	AWAY	0- 0	0- 2	2- 0				
4- 0	0- 0	0- 0	NEUTRAL	0- 0	0- 0	4- 0				
8- 2	0- 0	0- 1	NON-CONFERENCE	0- 0	0- 1	8- 0				
3- 1	0- 0	0- 1	HOME	0- 0	0- 0	3- 0				
1- 1	0- 0	0- 0	AWAY	0- 0	0- 1	1- 0				
4- 0	0- 0	0- 0	NEUTRAL	0- 0	0- 0	4- 0				
3- 4	0- 1	0- 1	CONFERENCE	1- 0	0- 1	2- 1				
2- 1	0- 0	0- 0	HOME	1- 0	0- 0	1- 1				
1- 3	0- 1	0- 1	AWAY	0- 0	0- 1	1- 0				
0- 0	0- 0	0- 0	NEUTRAL	0- 0	0- 0	0- 0				

RPI 1-25				RPI 26-50				RPI 51-100				RPI 101+				Team's RPI: 155
RPI	S	Opponent	Score	RPI	S	Opponent	Score	RPI	S	Opponent	Score	RPI	S	Opponent	Score	
24	A	Central Mich.	71 94	30	A	Buffalo	72 91	86	H	Toledo	70 64	111	A	Northern Ill.	59 70	
				45	H	Butler	47 63					114	A	Youngstown St.	61 72	
												179	H	Eastern Mich.	60 72	
												212	H	St. Bonaventure	67 58	
												229	H	Bowling Green	74 71	
												264	A	N. C. A&T	49 36	
												269	N	UTEP	64 57	
												279	H	Canisius	62 53	
												280	A	Western Mich.	72 59	
												288	N	Northern Ky.	77 60	
												302	N	Oakland	85 65	
												306	N	Jackson St.	74 57	
												311	H	Eastern Ky.	63 54	
LAST 12 Division I GAMES:																
86	H	Toledo	70 64	24	A	Central Mich.	71 94	269	N	UTEP	64 57					
30	A	Buffalo	72 91	306	N	Jackson St.	74 57									
111	A	Northern Ill.	59 70	279	H	Canisius	62 53									
179	H	Eastern Mich.	60 72	45	H	Butler	47 63									
229	H	Bowling Green	74 71	212	H	St. Bonaventure	67 58									
280	A	Western Mich.	72 59													

Non-Div I Games:

Malone

63 44

Akron

Average RPI Win:	170	WON-LOST	WINNING	LAST 10	STRENGTH OF	OPP. STRENGTH	TEAM	ADJ.	CONF.	ADJ CONF.
Average RPI Loss:	67	RECORD	PCT. RANK	GAMES	SCHEDULE	OF SCHEDULE	RPI	RPI	RPI	RPI
DIV. I ONLY	11- 10	166	4-6	40	65	98	98	5	5	
DIV. I NON-CONF.	8- 5	120	0- 1	83	127	99	99	6	6	

TOTALS	RPI 1-25	RPI 26-50	W-L RECORDS	RPI 51-100	RPI 101-150	RPI 150+				
11- 10	0- 2	1- 3	OVERALL	1- 2	3- 3	6- 0				
8- 3	0- 0	1- 0	HOME	1- 2	1- 1	5- 0				
2- 4	0- 2	0- 2	AWAY	0- 0	1- 0	1- 0				
1- 3	0- 0	0- 1	NEUTRAL	0- 0	1- 2	0- 0				
8- 5	0- 0	1- 2	NON-CONFERENCE	0- 0	2- 3	5- 0				
6- 1	0- 0	1- 0	HOME	0- 0	1- 1	4- 0				
1- 1	0- 0	0- 1	AWAY	0- 0	0- 0	1- 0				
1- 3	0- 0	0- 1	NEUTRAL	0- 0	1- 2	0- 0				
3- 5	0- 2	0- 1	CONFERENCE	1- 2	1- 0	1- 0				
2- 2	0- 0	0- 0	HOME	1- 2	0- 0	1- 0				
1- 3	0- 2	0- 1	AWAY	0- 0	1- 0	0- 0				
0- 0	0- 0	0- 0	NEUTRAL	0- 0	0- 0	0- 0				

RPI	S	Opponent	Score	RPI	S	Opponent	Score	RPI	S	Opponent	Score	RPI	S	Opponent	Score
19	A	Texas A&M	43 70	26	N	Miami (FL)	74 101	52	H	Tennessee	86 65	103	N	Virginia	64 52
20	A	South Carolina	59 62	29	A	Utah	62 72	54	H	Auburn	56 66	117	H	Tulane	69 58
				40	H	Clemson	76 56	56	H	LSU	56 62	130	A	Georgia	58 53
				50	A	Arkansas	61 72					135	H	South Alabama	67 72
												138	N	Tulsa	73 80
												143	N	Louisiana Tech	62 79
												177	H	Grambling	73 55
												196	A	SMU	62 61
												208	H	Florida	74 67
												262	H	Stetson	59 47
												267	H	Southeastern La.	88 40
												315	H	Northwestern St.	87 73
LAST 12 Division I GAMES:															
143	N	Louisiana Tech	62 79	54	H	Auburn	56 66	20	A	South Carolina	59 62	208	H	Florida	74 67
130	A	Georgia	58 53	26	N	Miami (FL)	74 101	103	N	Virginia	64 52				
50	A	Arkansas	61 72	315	H	Northwestern St.	87 73								
56	H	LSU	56 62												
52	H	Tennessee	86 65												
19	A	Texas A&M	43 70												

Non-Div I Games:

Alabama

Average RPI Win:	298	WON-LOST	WINNING	LAST 10	STRENGTH OF	OPP. STRENGTH	TEAM	ADJ.	CONF.	ADJ CONF.
Average RPI Loss:	204	RECORD	PCT. RANK	GAMES	SCHEDULE	OF SCHEDULE	RPI	RPI	RPI	RPI
DIV. I ONLY	9- 9	169	7-3	351	324	295	295	29	29	
DIV. I NON-CONF.	5- 6	177	0- 0	314	328	267	267	27	27	

TOTALS	RPI 1-25	RPI 26-50	W-L RECORDS	RPI 51-100	RPI 101-150	RPI 150+				
9- 9	0- 0	0- 0	OVERALL	0- 1	0- 1	9- 7				
4- 5	0- 0	0- 0	HOME	0- 0	0- 0	4- 5				
4- 4	0- 0	0- 0	AWAY	0- 1	0- 1	4- 2				
1- 0	0- 0	0- 0	NEUTRAL	0- 0	0- 0	1- 0				
5- 6	0- 0	0- 0	NON-CONFERENCE	0- 1	0- 1	5- 4				
2- 2	0- 0	0- 0	HOME	0- 0	0- 0	2- 2				
2- 4	0- 0	0- 0	AWAY	0- 1	0- 1	2- 2				
1- 0	0- 0	0- 0	NEUTRAL	0- 0	0- 0	1- 0				
4- 3	0- 0	0- 0	CONFERENCE	0- 0	0- 0	4- 3				
2- 3	0- 0	0- 0	HOME	0- 0	0- 0	2- 3				
2- 0	0- 0	0- 0	AWAY	0- 0	0- 0	2- 0				
0- 0	0- 0	0- 0	NEUTRAL	0- 0	0- 0	0- 0				

RPI 1-25				RPI 26-50				RPI 51-100				RPI 101+				Team's RPI: 295	
RPI	S	Opponent	Score	RPI	S	Opponent	Score	RPI	S	Opponent	Score	RPI	S	Opponent	Score		
								76	A	Kansas	54	65	145	A	UAB	47	82
												177	H	Grambling	51	63	
												180	A	Illinois	60	88	
												182	H	Southern U.	50	54	
												203	H	Jacksonville St.	48	55	
												211	N	Jacksonville	65	60	
												239	H	Alabama St.	46	60	
												267	H	Southeastern La.	51	48	
												290	H	Tennessee St.	67	57	
												291	A	North Florida	63	62	
												300	A	Austin Peay	58	75	
												303	A	Murray St.	59	53	
												306	H	Jackson St.	58	55	
												317	A	Mississippi Val.	80	60	
												331	H	Lipscomb	58	62	
												344	A	Ark.-Pine Bluff	78	52	
												350	H	Alcorn	87	69	
LAST 12 Division I GAMES:																	
350	H	Alcorn	87	69	306	H	Jackson St.	58	55	211	N	Jacksonville	65	60			
182	H	Southern U.	50	54	291	A	North Florida	63	62	267	H	Southeastern La.	51	48			
239	H	Alabama St.	46	60	203	H	Jacksonville St.	48	55	300	A	Austin Peay	58	75			
344	A	Ark.-Pine Bluff	78	52													
317	A	Mississippi Val.	80	60													
177	H	Grambling	51	63													

Non-Div I Games:

Alabama A&M

Loss,
Non-Conf, S Site, H Home
A Away
N Neutral

Average RPI Win:	295	WON-LOST	WINNING	LAST 10	STRENGTH OF	OPP. STRENGTH	TEAM	ADJ.	CONF.	ADJ CONF.
Average RPI Loss:	132	RECORD	PCT. RANK	GAMES	SCHEDULE	OF SCHEDULE	RPI	RPI	RPI	RPI
DIV. I ONLY	5- 12	275	5-5	121	307	239	239	29	29	
DIV. I NON-CONF.	0- 10	336	0- 0	7	239	220	220	27	27	

TOTALS	RPI 1-25	RPI 26-50	W-L RECORDS	RPI 51-100	RPI 101-150	RPI 150+				
5- 12	0- 2	0- 1	OVERALL	0- 2	0- 3	5- 4				
3- 4	0- 1	0- 0	HOME	0- 0	0- 1	3- 2				
2- 8	0- 1	0- 1	AWAY	0- 2	0- 2	2- 2				
0- 0	0- 0	0- 0	NEUTRAL	0- 0	0- 0	0- 0				
0- 10	0- 2	0- 1	NON-CONFERENCE	0- 2	0- 3	0- 2				
0- 3	0- 1	0- 0	HOME	0- 0	0- 1	0- 1				
0- 7	0- 1	0- 1	AWAY	0- 2	0- 2	0- 1				
0- 0	0- 0	0- 0	NEUTRAL	0- 0	0- 0	0- 0				
5- 2	0- 0	0- 0	CONFERENCE	0- 0	0- 0	5- 2				
3- 1	0- 0	0- 0	HOME	0- 0	0- 0	3- 1				
2- 1	0- 0	0- 0	AWAY	0- 0	0- 0	2- 1				
0- 0	0- 0	0- 0	NEUTRAL	0- 0	0- 0	0- 0				

RPI 1-25				RPI 26-50				RPI 51-100				RPI 101+ Team's RPI: 239			
RPI	S	Opponent	Score	RPI	S	Opponent	Score	RPI	S	Opponent	Score	RPI	S	Opponent	Score
20	H	South Carolina	38 94	39	A	Georgi a Tech	42 69	54	A	Auburn	50 83	135	A	South Alabama	65 77
22	A	Kentucky	35 87					94	A	Troy	46 116	145	H	UAB	47 62
												147	A	North Ala.	42 68
												177	H	Grambl ing	72 80
												182	H	Southern U.	78 61
												188	A	Xavi er	58 87
												243	H	Samford	51 60
												295	A	Al abama A&M	60 46
												306	H	Jackson St.	74 67
												317	A	Mi ssi ssi ppi Val .	62 64
												344	A	Ark. -Pi ne Bl uff	58 56
												350	H	Al corn	76 63
LAST 12 Division I GAMES:															
182	H	Southern U.	78 61	177	H	Grambl ing	72 80	54	A	Auburn	50 83	188	A	Xavi er	58 87
350	H	Al corn	76 63									145	H	UAB	47 62
295	A	Al abama A&M	60 46									135	A	South Alabama	65 77
317	A	Mi ssi ssi ppi Val .	62 64					39	A	Georgi a Tech	42 69				
344	A	Ark. -Pi ne Bl uff	58 56												
306	H	Jackson St.	74 67												

Non-Div I Games: Mobile 69 63

Alabama St.

Loss,
Non-Conf, S Site,
H Home
A Away
N Neutral

Average RPI Win:	268	WON-LOST	WINNING	LAST 10	STRENGTH OF	OPP. STRENGTH	TEAM	ADJ.	CONF.	ADJ CONF.
Average RPI Loss:	180	RECORD	PCT. RANK	GAMES	SCHEDULE	OF SCHEDULE	RPI	RPI	RPI	RPI
DIV. I ONLY	7- 13	253	6-4	206	300	256	256	23	23	
DIV. I NON-CONF.	3- 10	278	0- 0	222	324	288	288	24	24	

TOTALS	RPI 1-25	RPI 26-50	W-L RECORDS	RPI 51-100	RPI 101-150	RPI 150+				
7- 13	0- 1	0- 1	OVERALL	0- 2	0- 1	7- 8				
4- 4	0- 0	0- 0	HOME	0- 0	0- 0	4- 4				
3- 9	0- 1	0- 1	AWAY	0- 2	0- 1	3- 4				
0- 0	0- 0	0- 0	NEUTRAL	0- 0	0- 0	0- 0				
3- 10	0- 1	0- 1	NON-CONFERENCE	0- 0	0- 1	3- 7				
1- 4	0- 0	0- 0	HOME	0- 0	0- 0	1- 4				
2- 6	0- 1	0- 1	AWAY	0- 0	0- 1	2- 3				
0- 0	0- 0	0- 0	NEUTRAL	0- 0	0- 0	0- 0				
4- 3	0- 0	0- 0	CONFERENCE	0- 2	0- 0	4- 1				
3- 0	0- 0	0- 0	HOME	0- 0	0- 0	3- 0				
1- 3	0- 0	0- 0	AWAY	0- 2	0- 0	1- 1				
0- 0	0- 0	0- 0	NEUTRAL	0- 0	0- 0	0- 0				

RPI 1-25				RPI 26-50				RPI 51-100				RPI 101+ Team's RPI: 256			
RPI	S	Opponent	Score	RPI	S	Opponent	Score	RPI	S	Opponent	Score	RPI	S	Opponent	Score
14	A	Rutgers	39 65	27	A	Purdue	41 53	63	A	Maine	65 76	150	A	South Fla.	37 74
								91	A	Hartford	35 82	154	H	Marist	56 74
												163	A	Stony Brook	54 49
												209	H	Holy Cross	50 56
												219	A	Cornell	34 48
												244	H	Binghamton	61 56
												245	A	Monmouth	56 64
												250	A	Columbia	62 58
												274	A	Vermont	39 52
												275	A	St. Francis Brooklyn	67 60
												279	H	Canisius	42 48
												296	H	Central Conn. St.	53 60
												297	H	UMass Lowell	63 56
												314	H	UMBC	64 44
												322	A	Lafayette	66 67
												330	H	Manhattan	60 54

LAST 12 Division I GAMES:															
				91	A	Hartford	35 82	244	H	Binghamton	61 56				
				163	A	Stony Brook	54 49	250	A	Columbia	62 58				
				314	H	UMBC	64 44	27	A	Purdue	41 53				
				297	H	UMass Lowell	63 56	275	A	St. Francis Brooklyn	67 60				
				63	A	Maine	65 76	154	H	Marist	56 74				
				274	A	Vermont	39 52	296	H	Central Conn. St.	53 60				

Non-Div I Games:

Albany (NY)

■ Loss,
 ■ Non-Conf, S Site,
 ■ Home
 ■ Away
 N Neutral

Average RPI Win: 272
Average RPI Loss: 239

WON-LOST
RECORD

WINNING
PCT. RANK

LAST 10
GAMES

STRENGTH OF
SCHEDULE

OPP. STRENGTH
OF SCHEDULE

TEAM
RPI

ADJ.
RPI

CONF.
RPI

ADJ CONF.
RPI

DIV. I ONLY	2- 15	332	2-8	349	310	350	350	29	29
DIV. I NON-CONF.	0- 9	336	0- 1	307	281	350	350	27	27
<hr/>									
TOTALS	RPI 1-25	RPI 26-50	W-L RECORDS	RPI 51-100	RPI 101-150	RPI 150+			
2- 15	0- 0	0- 0	OVERALL	0- 1	0- 1	2- 13			
2- 4	0- 0	0- 0	HOME	0- 0	0- 0	2- 4			
0- 10	0- 0	0- 0	AWAY	0- 1	0- 1	0- 8			
0- 1	0- 0	0- 0	NEUTRAL	0- 0	0- 0	0- 1			
0- 9	0- 0	0- 0	NON-CONFERENCE	0- 1	0- 1	0- 7			
0- 2	0- 0	0- 0	HOME	0- 0	0- 0	0- 2			
0- 6	0- 0	0- 0	AWAY	0- 1	0- 1	0- 4			
0- 1	0- 0	0- 0	NEUTRAL	0- 0	0- 0	0- 1			
2- 6	0- 0	0- 0	CONFERENCE	0- 0	0- 0	2- 6			
2- 2	0- 0	0- 0	HOME	0- 0	0- 0	2- 2			
0- 4	0- 0	0- 0	AWAY	0- 0	0- 0	0- 4			
0- 0	0- 0	0- 0	NEUTRAL	0- 0	0- 0	0- 0			

RPI 1-25				RPI 26-50				RPI 51-100				RPI 101+				Team's RPI: 350
RPI	S	Opponent	Score	RPI	S	Opponent	Score	RPI	S	Opponent	Score	RPI	S	Opponent	Score	
								59	A	TCU	31 88	145	A	UAB	53 80	
												171	N	New Mexico St.	64 82	
												175	A	Southern Miss.	47 66	
												177	A	Grambling	56 61	
												201	H	Prairie View	61 82	
												227	H	Texas Southern	53 52	
												239	A	Alabama St.	63 76	
												267	H	Southeastern La.	59 77	
												269	A	UTEP	51 77	
												295	A	Alabama A&M	69 87	
												298	H	Central Ark.	46 57	
												306	A	Jackson St.	66 88	
												315	A	Northwestern St.	65 78	
												317	H	Mississippi Val.	73 63	
												320	A	FIU	40 75	
												344	H	Ark.-Pine Bluff	57 59	
<hr/>																
LAST 12 Division I GAMES:																
				171	N	New Mexico St.	64 82	306	A	Jackson St.	66 88					
				295	A	Alabama A&M	69 87	201	H	Prairie View	61 82					
				239	A	Alabama St.	63 76	227	H	Texas Southern	53 52					
				344	H	Ark.-Pine Bluff	57 59	59	A	TCU	31 88					
				317	H	Mississippi Val.	73 63	320	A	FIU	40 75					
				177	A	Grambling	56 61	175	A	Southern Miss.	47 66					

Non-Div I Games:

Lane

58

70

Fisk

67

64

Rust

59

78

Alcorn

Loss, Non-Conf, S Site, H Home A Away N Neutral

Average RPI	Win: 232	WON-LOST	WINNING	LAST 10	STRENGTH OF	OPP. STRENGTH	TEAM	ADJ.	CONF.	ADJ CONF.
Average RPI	Loss: 86	RECORD	PCT. RANK	GAMES	SCHEDULE	OF SCHEDULE	RPI	RPI	RPI	RPI
DIV. I ONLY	11- 8	122	7-3	103	183	109	109	19	19	
DIV. I NON-CONF.	4- 7	228	0- 0	55	120	163	163	22	22	

TOTALS	RPI 1-25	RPI 26-50	W-L RECORDS	RPI 51-100	RPI 101-150	RPI 150+				
11- 8	0- 1	0- 1	OVERALL	0- 3	2- 2	9- 1				
7- 1	0- 0	0- 1	HOME	0- 0	1- 0	6- 0				
4- 5	0- 0	0- 0	AWAY	0- 2	1- 2	3- 1				
0- 2	0- 1	0- 0	NEUTRAL	0- 1	0- 0	0- 0				
4- 7	0- 1	0- 1	NON-CONFERENCE	0- 2	1- 2	3- 1				
3- 1	0- 0	0- 1	HOME	0- 0	1- 0	2- 0				
1- 4	0- 0	0- 0	AWAY	0- 1	0- 2	1- 1				
0- 2	0- 1	0- 0	NEUTRAL	0- 1	0- 0	0- 0				
7- 1	0- 0	0- 0	CONFERENCE	0- 1	1- 0	6- 0				
4- 0	0- 0	0- 0	HOME	0- 0	0- 0	4- 0				
3- 1	0- 0	0- 0	AWAY	0- 1	1- 0	2- 0				
0- 0	0- 0	0- 0	NEUTRAL	0- 0	0- 0	0- 0				

RPI 1-25				RPI 26-50				RPI 51-100				RPI 101+				Team's RPI: 109
RPI	S	Opponent	Score	RPI	S	Opponent	Score	RPI	S	Opponent	Score	RPI	S	Opponent	Score	
3	N	Stanford	49 71	37	H	Ohio	67 77	51	A	Bucknell	56 71	103	A	Virginia	54 57	
								88	N	FGCU	71 90	131	A	Lehigh	61 53	
								99	A	Penn St.	59 80	138	H	Tulsa	68 52	
												142	A	High Point	61 66	
												165	A	Denver	54 83	
												168	A	Boston U.	64 51	
												192	H	George Mason	86 71	
												225	A	Navy	58 45	
												232	H	Colgate	76 57	
												246	A	Hawaii	69 57	
												283	H	Army West Point	61 51	
												299	H	Loyola Maryland	82 38	
												314	H	UMBC	64 42	
												322	H	Lafayette	60 45	
LAST 12 Division I GAMES:																
322	H	Lafayette	60 45	232	H	Colgate	76 57	51	A	Bucknell	56 71					
168	A	Boston U.	64 51					37	H	Ohio	67 77					
131	A	Lehigh	61 53					142	A	High Point	61 66					
299	H	Loyola Maryland	82 38					99	A	Penn St.	59 80					
283	H	Army West Point	61 51					103	A	Virginia	54 57					
225	A	Navy	58 45													

Non-Div I Games:

American

Average RPI Win:	215	WON-LOST	WINNING	LAST 10	STRENGTH OF	OPP. STRENGTH	TEAM	ADJ.	CONF.	ADJ CONF.
Average RPI Loss:	98	RECORD	PCT. RANK	GAMES	SCHEDULE	OF SCHEDULE	RPI	RPI	RPI	RPI
DIV. I ONLY	10- 8	133	5-5	91	187	127	127	13	13	
DIV. I NON-CONF.	6- 5	143	0- 0	164	183	138	138	15	15	

TOTALS	RPI 1-25	RPI 26-50	W-L RECORDS	RPI 51-100	RPI 101-150	RPI 150+				
10- 8	0- 1	0- 2	OVERALL	0- 2	2- 2	8- 1				
8- 2	0- 0	0- 0	HOME	0- 2	1- 0	7- 0				
2- 6	0- 1	0- 2	AWAY	0- 0	1- 2	1- 1				
0- 0	0- 0	0- 0	NEUTRAL	0- 0	0- 0	0- 0				
6- 5	0- 1	0- 2	NON-CONFERENCE	0- 0	1- 1	5- 1				
5- 0	0- 0	0- 0	HOME	0- 0	0- 0	5- 0				
1- 5	0- 1	0- 2	AWAY	0- 0	1- 1	0- 1				
0- 0	0- 0	0- 0	NEUTRAL	0- 0	0- 0	0- 0				
4- 3	0- 0	0- 0	CONFERENCE	0- 2	1- 1	3- 0				
3- 2	0- 0	0- 0	HOME	0- 2	1- 0	2- 0				
1- 1	0- 0	0- 0	AWAY	0- 0	0- 1	1- 0				
0- 0	0- 0	0- 0	NEUTRAL	0- 0	0- 0	0- 0				

RPI 1-25				RPI 26-50				RPI 51-100				RPI 101+ Team's RPI: 127			
RPI	S	Opponent	Score	RPI	S	Opponent	Score	RPI	S	Opponent	Score	RPI	S	Opponent	Score
20	A	South Carolina	50 80	39	A	Georgia Tech	53 71	77	H	Little Rock	59 74	112	A	UT Arlington	94 99
				40	A	Clemson	48 87	94	H	Troy	72 83	128	A	Davidson	81 78
												135	H	South Alabama	71 63
												145	A	UAB	61 80
												176	A	Texas St.	62 49
												186	H	Arkansas St.	75 67
												190	H	Elon	65 62
												205	H	Coastal Caro.	67 53
												249	H	Marshall	74 52
												257	A	ETSU	64 95
												277	H	Wofford	94 70
												292	H	Col. of Charleston	80 66
												316	H	UNC Greensboro	68 65
LAST 12 Division I GAMES:															
77	H	Little Rock	59 74	135	H	South Alabama	71 63								
186	H	Arkansas St.	75 67	40	A	Clemson	48 87								
205	H	Coastal Caro.	67 53	277	H	Wofford	94 70								
176	A	Texas St.	62 49	20	A	South Carolina	50 80								
112	A	UT Arlington	94 99	292	H	Col. of Charleston	80 66								
94	H	Troy	72 83	257	A	ETSU	64 95								

Non-Div I Games:

Appalachian St.

A
r
i
z
o
n
a

Ari zona				Through Games Of Jan. 28, 2019							
Average RPI	Win:	183	WON-LOST	WINNING	LAST 10	STRENGTH OF	OPP. STRENGTH	TEAM	ADJ.	CONF.	ADJ CONF.
Average RPI	Loss:	39	RECORD	PCT. RANK	GAMES	SCHEDULE	OF SCHEDULE	RPI	RPI	RPI	RPI
DIV. I ONLY			14- 6	70	5-5	94	55	65	65	2	2
DIV. I NON-CONF.			10- 1	18	0- 0	331	182	137	137	2	2

TOTALS		RPI 1-25		RPI 26-50	W-L RECORDS	RPI 51-100		RPI 101-150		RPI 150+	
14- 6		1- 2		2- 3	OVERALL	1- 0		3- 1		7- 0	
9- 3		1- 1		2- 1	HOME	1- 0		1- 1		4- 0	
3- 3		0- 1		0- 2	AWAY	0- 0		1- 0		2- 0	
2- 0		0- 0		0- 0	NEUTRAL	0- 0		1- 0		1- 0	
10- 1		0- 0		0- 0	NON-CONFERENCE	1- 0		2- 1		7- 0	
6- 1		0- 0		0- 0	HOME	1- 0		1- 1		4- 0	
2- 0		0- 0		0- 0	AWAY	0- 0		0- 0		2- 0	
2- 0		0- 0		0- 0	NEUTRAL	0- 0		1- 0		1- 0	
4- 5		1- 2		2- 3	CONFERENCE	0- 0		1- 0		0- 0	
3- 2		1- 1		2- 1	HOME	0- 0		0- 0		0- 0	
1- 3		0- 1		0- 2	AWAY	0- 0		1- 0		0- 0	
0- 0		0- 0		0- 0	NEUTRAL	0- 0		0- 0		0- 0	

A
r
i
z
o
n
a

RPI 1-25				RPI 26-50				RPI 51-100				RPI 101+			
RPI	S	Opponent	Score	RPI	S	Opponent	Score	RPI	S	Opponent	Score	RPI	S	Opponent	Score
3	H	Stanford	48 78	28	H	Cal i forn i a	60 55	95	H	Idaho St.	71 46	116	H	Loyol a Marymount	64 66
5	A	Oregon	60 93	29	A	Utah	64 80					139	A	Col orado	69 67
15	H	Ari zona St.	51 39	41	A	Oregon St.	64 86					141	H	Montana	100 51
				42	H	UCLA	93 98					149	N	Portland	92 70
				49	H	Southern Cal i forn i a	71 68					220	A	San Diego St.	69 60
LAST 12 Division I GAMES:															
				42	H	UCLA	93 98	29	A	Utah	64 80				
				49	H	Southern Cal i forn i a	71 68	139	A	Col orado	69 67				
				5	A	Oregon	60 93	15	H	Ari zona St.	51 39				
				41	A	Oregon St.	64 86	240	H	Northern Ari z.	71 47				
				3	H	Stanford	48 78	269	H	UTEP	62 40				
				28	H	Cal i forn i a	60 55	276	A	Long Beach St.	70 43				

Non-Di v I Games:

Ari zona

Average RPI Win:	117	WON-LOST	WINNING	LAST 10	STRENGTH OF	OPP. STRENGTH	TEAM	ADJ.	CONF.	ADJ CONF.
Average RPI Loss:	20	RECORD	PCT. RANK	GAMES	SCHEDULE	OF SCHEDULE	RPI	RPI	RPI	RPI
DIV. I ONLY	14- 6	70	6-4	3	15	15	15	2	2	
DIV. I NON-CONF.	9- 2	43	1- 0	39	28	20	20	2	2	
TOTALS	RPI 1-25	RPI 26-50	W-L RECORDS	RPI 51-100	RPI 101-150	RPI 150+				
14- 6	0- 4	6- 1	OVERALL	0- 1	4- 0	4- 0				
7- 3	0- 2	2- 1	HOME	0- 0	3- 0	2- 0				
5- 2	0- 1	3- 0	AWAY	0- 1	1- 0	1- 0				
2- 1	0- 1	1- 0	NEUTRAL	0- 0	0- 0	1- 0				
9- 2	0- 2	2- 0	NON-CONFERENCE	0- 0	3- 0	4- 0				
5- 1	0- 1	0- 0	HOME	0- 0	3- 0	2- 0				
2- 0	0- 0	1- 0	AWAY	0- 0	0- 0	1- 0				
2- 1	0- 1	1- 0	NEUTRAL	0- 0	0- 0	1- 0				
5- 4	0- 2	4- 1	CONFERENCE	0- 1	1- 0	0- 0				
2- 2	0- 1	2- 1	HOME	0- 0	0- 0	0- 0				
3- 2	0- 1	2- 0	AWAY	0- 1	1- 0	0- 0				
0- 0	0- 0	0- 0	NEUTRAL	0- 0	0- 0	0- 0				

RPI	S	Opponent	Score	RPI	S	Opponent	Score	RPI	S	Opponent	Score	RPI	S	Opponent	Score
2	H	Baylor	59 65	28	H	Cal i forn i a	62 61	65	A	Ari zona	39 51	125	H	Fresno St.	68 52
3	H	Stanford	65 72	29	A	Utah	65 63					138	H	Tul sa	70 52
4	N	Loui sville	56 58	41	A	Oregon St.	79 76					139	A	Col orado	76 70
5	A	Oregon	71 77	42	H	UCLA	59 61					143	H	Loui si ana Tech	80 44
				43	N	Kansas St.	65 51					160	N	Southern Ill.	82 38
				49	H	Southern Cal i forn i a	68 59					182	H	Southern U.	69 47
				50	A	Arkansas	88 85					213	A	Col orado St.	70 39
												304	H	Incarnate Word	81 43
LAST 12 Di vi si on I GAMES:															
138	H	Tul sa	70 52	3	H	Stanford	65 72								
49	H	Southern Cal i forn i a	68 59	139	A	Col orado	76 70								
42	H	UCLA	59 61	29	A	Utah	65 63								
41	A	Oregon St.	79 76	65	A	Ari zona	39 51								
5	A	Oregon	71 77	125	H	Fresno St.	68 52								
28	H	Cal i forn i a	62 61	43	N	Kansas St.	65 51								

Non-Di v I Games:

Ari zona St.

Average RPI Win:	350	WON-LOST	WINNING	LAST 10	STRENGTH OF	OPP. STRENGTH	TEAM	ADJ.	CONF.	ADJ CONF.
Average RPI Loss:	212	RECORD	PCT. RANK	GAMES	SCHEDULE	OF SCHEDULE	RPI	RPI	RPI	RPI
DIV. I ONLY	1- 9	341	3-7	329	327	344	344	29	29	
DIV. I NON-CONF.	0- 3	336	0- 0	22	250	272	272	27	27	

TOTALS	RPI 1-25	RPI 26-50	W-L RECORDS	RPI 51-100	RPI 101-150	RPI 150+				
1- 9	0- 0	0- 1	OVERALL	0- 0	0- 1	1- 7				
0- 5	0- 0	0- 0	HOME	0- 0	0- 0	0- 5				
1- 4	0- 0	0- 1	AWAY	0- 0	0- 1	1- 2				
0- 0	0- 0	0- 0	NEUTRAL	0- 0	0- 0	0- 0				
0- 3	0- 0	0- 1	NON-CONFERENCE	0- 0	0- 1	0- 1				
0- 0	0- 0	0- 0	HOME	0- 0	0- 0	0- 0				
0- 3	0- 0	0- 1	AWAY	0- 0	0- 1	0- 1				
0- 0	0- 0	0- 0	NEUTRAL	0- 0	0- 0	0- 0				
1- 6	0- 0	0- 0	CONFERENCE	0- 0	0- 0	1- 6				
0- 5	0- 0	0- 0	HOME	0- 0	0- 0	0- 5				
1- 1	0- 0	0- 0	AWAY	0- 0	0- 0	1- 1				
0- 0	0- 0	0- 0	NEUTRAL	0- 0	0- 0	0- 0				

RPI 1-25				RPI 26-50				RPI 51-100				RPI 101+ Team's RPI: 344			
RPI	S	Opponent	Score	RPI	S	Opponent	Score	RPI	S	Opponent	Score	RPI	S	Opponent	Score
				41	A	Oregon St.	33 89					148	A	Minnesota	42 84
												182	A	Southern U.	41 73
												201	H	Prairie View	41 80
												227	H	Texas Southern	58 59
												239	H	Alabama St.	56 58
												260	A	Wichita St.	39 76
												295	H	Alabama A&M	52 78
												317	H	Mississippi Val.	56 62
												350	A	Alcorn	59 57
LAST 12 Division I GAMES:															
201	H	Prairie View	41 80	317	H	Mississippi Val.	56 62								
227	H	Texas Southern	58 59	148	A	Minnesota	42 84								
350	A	Alcorn	59 57	41	A	Oregon St.	33 89								
182	A	Southern U.	41 73	260	A	Wichita St.	39 76								
295	H	Alabama A&M	52 78												
239	H	Alabama St.	56 58												

Non-Div I Games: LeMoyne-Owen 52 43 Paul Quinn 68 52 Philander Smith 48 53 Tougaloo 68 60 Ark. -Pine Bluff

Average RPI Win:	177	WON-LOST	WINNING	LAST 10	STRENGTH OF	OPP. STRENGTH	TEAM	ADJ.	CONF.	ADJ CONF.
Average RPI Loss:	36	RECORD	PCT. RANK	GAMES	SCHEDULE	OF SCHEDULE	RPI	RPI	RPI	RPI
DIV. I ONLY	16- 5	44	8-2	117	50	50	50	5	5	
DIV. I NON-CONF.	11- 3	56	0- 0	150	83	60	60	6	6	

TOTALS	RPI 1-25	RPI 26-50	W-L RECORDS	RPI 51-100	RPI 101-150	RPI 150+				
16- 5	0- 3	0- 1	OVERALL	2- 0	4- 1	10- 0				
8- 2	0- 2	0- 0	HOME	1- 0	2- 0	5- 0				
6- 2	0- 1	0- 1	AWAY	1- 0	2- 0	3- 0				
2- 1	0- 0	0- 0	NEUTRAL	0- 0	0- 1	2- 0				
11- 3	0- 2	0- 0	NON-CONFERENCE	0- 0	4- 1	7- 0				
6- 1	0- 1	0- 0	HOME	0- 0	2- 0	4- 0				
3- 1	0- 1	0- 0	AWAY	0- 0	2- 0	1- 0				
2- 1	0- 0	0- 0	NEUTRAL	0- 0	0- 1	2- 0				
5- 2	0- 1	0- 1	CONFERENCE	2- 0	0- 0	3- 0				
2- 1	0- 1	0- 0	HOME	1- 0	0- 0	1- 0				
3- 1	0- 0	0- 1	AWAY	1- 0	0- 0	2- 0				
0- 0	0- 0	0- 0	NEUTRAL	0- 0	0- 0	0- 0				

RPI 1-25				RPI 26-50				Team's RPI: 50				RPI 51-100				RPI 101+			
RPI	S	Opponent	Score	RPI	S	Opponent	Score	RPI	S	Opponent	Score	RPI	S	Opponent	Score	RPI	S	Opponent	Score
10	H	Mississippi St.	69 93	36	A	Missouri	53 71	52	A	Tennessee	80 79	101	H	Nebraska	84 80				
11	A	Iowa St.	82 91					98	H	Alabama	72 61	108	N	Pittsburgh	54 61				
15	H	Arizona St.	85 88									112	A	UT Arlington	66 65				
												123	H	Tennessee Tech	65 42				
												138	A	Tulsa	61 59				
												167	H	Vanderbilt	83 62				
												172	N	Wisconsin	69 68				
												173	A	Abilene Christian	80 68				
												174	H	Oral Roberts	74 61				
												197	A	Ole Miss	85 55				
												201	H	Prairie View	71 44				
												208	A	Florida	83 73				
												290	N	Tennessee St.	79 55				
												306	H	Jackson St.	76 57				
												315	H	Northwestern St.	98 53				
LAST 12 Division I GAMES:																			
52	A	Tennessee	80 79	208	A	Florida	83 73												
167	H	Vanderbilt	83 62	98	H	Alabama	72 61												
36	A	Missouri	53 71	138	A	Tulsa	61 59												
197	A	Ole Miss	85 55	101	H	Nebraska	84 80												
10	H	Mississippi St.	69 93	201	H	Prairie View	71 44												
306	H	Jackson St.	76 57	173	A	Abilene Christian	80 68												

Non-Div I Games:

Arkansas

Loss,
Non-Conf, S Site,
H Home
A Away
N Neutral

Average RPI Win:	241	WON-LOST	WINNING	LAST 10	STRENGTH OF	OPP. STRENGTH	TEAM	ADJ.	CONF.	ADJ CONF.
Average RPI Loss:	109	RECORD	PCT. RANK	GAMES	SCHEDULE	OF SCHEDULE	RPI	RPI	RPI	RPI
DIV. I ONLY	8- 11	218	3-7	119	178	186	186	13	13	
DIV. I NON-CONF.	5- 6	177	0- 0	155	106	179	179	15	15	

TOTALS	RPI 1-25	RPI 26-50	W-L RECORDS	RPI 51-100	RPI 101-150	RPI 150+				
8- 11	0- 1	0- 1	OVERALL	0- 3	2- 4	6- 2				
6- 3	0- 0	0- 0	HOME	0- 0	1- 2	5- 1				
2- 8	0- 1	0- 1	AWAY	0- 3	1- 2	1- 1				
0- 0	0- 0	0- 0	NEUTRAL	0- 0	0- 0	0- 0				
5- 6	0- 1	0- 1	NON-CONFERENCE	0- 2	1- 2	4- 0				
4- 1	0- 0	0- 0	HOME	0- 0	1- 1	3- 0				
1- 5	0- 1	0- 1	AWAY	0- 2	0- 1	1- 0				
0- 0	0- 0	0- 0	NEUTRAL	0- 0	0- 0	0- 0				
3- 5	0- 0	0- 0	CONFERENCE	0- 1	1- 2	2- 2				
2- 2	0- 0	0- 0	HOME	0- 0	0- 1	2- 1				
1- 3	0- 0	0- 0	AWAY	0- 1	1- 1	0- 1				
0- 0	0- 0	0- 0	NEUTRAL	0- 0	0- 0	0- 0				

RPI 1-25				RPI 26-50				RPI 51-100				RPI 101+ Team's RPI: 186			
RPI	S	Opponent	Score	RPI	S	Opponent	Score	RPI	S	Opponent	Score	RPI	S	Opponent	Score
19	A	Texas A&M	56 97	36	A	Missouri	50 70	70	A	Belmont	55 74	112	H	UT Arlington	73 100
								82	A	Oklahoma St.	60 62	127	A	Appalachian St.	67 75
								94	A	Troy	79 87	133	A	UT Martin	91 97
												135	A	South Alabama	77 64
												138	H	Tulsa	73 60
												143	H	Louisiana Tech	70 80
												176	H	Texas St.	62 85
												205	A	Coastal Caro.	72 88
												217	H	Memphis	77 66
												253	H	Louisiana	87 75
												269	A	UTEP	67 66
												294	H	La. -Monroe	64 54
												303	H	Murray St.	74 63
												317	H	Mississippi Val.	60 57
LAST 12 Division I GAMES:															
176	H	Texas St.	62 85	205	A	Coastal Caro.	72 88	127	A	Appalachian St.	67 75	36	A	Missouri	50 70
112	H	UT Arlington	73 100	70	A	Belmont	55 74	82	A	Oklahoma St.	60 62	70	A	Belmont	55 74
94	A	Troy	79 87	138	H	Tulsa	73 60	94	A	Troy	79 87	317	H	Mississippi Val.	60 57
135	A	South Alabama	77 64												
294	H	La. -Monroe	64 54												
253	H	Louisiana	87 75												

Non-Div I Games:

Arkansas St.

Average RPI Win:	305	WON-LOST	WINNING	LAST 10	STRENGTH OF	OPP. STRENGTH	TEAM	ADJ.	CONF.	ADJ CONF.
Average RPI Loss:	153	RECORD	PCT. RANK	GAMES	SCHEDULE	OF SCHEDULE	RPI	RPI	RPI	RPI

DIV. I ONLY	7- 11	236	4-6	289	277	283	283	19	19
DIV. I NON-CONF.	4- 6	212	0- 0	330	320	307	307	22	22

TOTALS	RPI 1-25	RPI 26-50	W-L RECORDS	RPI 51-100	RPI 101-150	RPI 150+			
7- 11	0- 0	0- 0	OVERALL	0- 2	0- 4	7- 5			
5- 5	0- 0	0- 0	HOME	0- 1	0- 3	5- 1			
2- 6	0- 0	0- 0	AWAY	0- 1	0- 1	2- 4			
0- 0	0- 0	0- 0	NEUTRAL	0- 0	0- 0	0- 0			
4- 6	0- 0	0- 0	NON-CONFERENCE	0- 1	0- 2	4- 3			
2- 3	0- 0	0- 0	HOME	0- 0	0- 2	2- 1			
2- 3	0- 0	0- 0	AWAY	0- 1	0- 0	2- 2			
0- 0	0- 0	0- 0	NEUTRAL	0- 0	0- 0	0- 0			
3- 5	0- 0	0- 0	CONFERENCE	0- 1	0- 2	3- 2			
3- 2	0- 0	0- 0	HOME	0- 1	0- 1	3- 0			
0- 3	0- 0	0- 0	AWAY	0- 0	0- 1	0- 2			
0- 0	0- 0	0- 0	NEUTRAL	0- 0	0- 0	0- 0			

RPI 1-25	RPI 26-50	RPI 51-100	RPI 101+	Team's RPI: 283
RPI S Opponent Score	RPI S Opponent Score	RPI S Opponent Score	RPI S Opponent Score	
		51 H Bucknell 52 66	106 H Yale 51 62	
		59 A TCU 38 63	109 A American 51 61	
			122 H St. John's (NY) 49 60	
			131 H Lehigh 50 73	
			168 A Boston U. 51 63	
			209 A Holy Cross 39 58	
			225 H Navy 55 52	
			237 H Air Force 60 71	
			244 A Binghamton 47 60	
			250 A Columbia 49 70	
			275 H St. Francis Brooklyn 69 57	
			299 H Loyola Maryland 69 57	
			322 H Lafayette 65 50	
			324 A Wagner 61 46	
			342 H Fairfield Dickinson 62 40	
			351 A LIU Brooklyn 57 42	
LAST 12 Division I GAMES:				
225 H Navy 55 52	131 H Lehigh 50 73			
322 H Lafayette 65 50	209 A Holy Cross 39 58			
109 A American 51 61	106 H Yale 51 62			
51 H Bucknell 52 66	324 A Wagner 61 46			
299 H Loyola Maryland 69 57	342 H Fairfield Dickinson 62 40			
168 A Boston U. 51 63	59 A TCU 38 63			

Non-Div I Games: Connecticut Col. 74 48

Army West Point

Average RPI Win: 177

Average RPI Loss: 26

WON-LOST
RECORDWINNING
PCT. RANKLAST 10
GAMESSTRENGTH OF
SCHEDULEOPP. STRENGTH
OF SCHEDULETEAM
RPIADJ.
RPICONF.
RPIADJ CONF.
RPIDIV. I ONLY
DIV. I NON-CONF.14- 5
11- 154
136-4
1- 0126
22619
5054
3354
335
65
6

TOTALS

RPI 1-25

RPI 26-50

W-L RECORDS

RPI 51-100

RPI 101-150

RPI 150+

14- 5

0- 3

2- 1

OVERALL

1- 1

1- 0

10- 0

6- 3

0- 2

0- 0

HOME

0- 1

1- 0

5- 0

6- 2

0- 1

1- 1

AWAY

1- 0

0- 0

4- 0

2- 0

0- 0

1- 0

NEUTRAL

0- 0

0- 0

1- 0

11- 1

0- 1

2- 0

NON-CONFERENCE

0- 0

1- 0

8- 0

6- 0

0- 0

0- 0

HOME

0- 0

1- 0

5- 0

3- 1

0- 1

1- 0

AWAY

0- 0

0- 0

2- 0

2- 0

0- 0

1- 0

NEUTRAL

0- 0

0- 0

1- 0

3- 4

0- 2

0- 1

CONFERENCE

1- 1

0- 0

2- 0

0- 3

0- 2

0- 0

HOME

0- 1

0- 0

0- 0

3- 1

0- 0

0- 1

AWAY

1- 0

0- 0

2- 0

0- 0

0- 0

0- 0

NEUTRAL

0- 0

0- 0

0- 0

RPI 1-25

RPI 26-50

RPI 51-100

Team's RPI: 54

RPI 101+

RPI	S	Opponent	Score
10	H	Mississippi St.	59 85
11	A	Iowa St.	64 67
19	H	Texas A&M	67 69

RPI	S	Opponent	Score
33	N	North Carolina	86 81
36	A	Missouri	65 74
44	A	New Mexico	79 76

RPI	S	Opponent	Score
52	H	Tennessee	69 78
98	A	Alabama	66 56

RPI	S	Opponent	Score
136	H	Oklahoma	95 79
167	A	Vanderbilt	72 70
177	H	Grambling	97 48
190	A	Elon	96 44
202	H	Nicholls St.	80 59
205	N	Coastal Caro.	84 78
208	A	Florida	64 56
239	H	Alabama St.	83 50
243	H	Samford	73 46
253	H	Louisiana	71 59
287	A	Saint Joseph's	81 70

LAST 12 Division I GAMES:

36	A	Missouri	65	74	44	A	New Mexico	79	76
19	H	Texas A&M	67	69	11	A	Iowa St.	64	67
167	A	Vanderbilt	72	70	52	H	Tennessee	69	78
10	H	Mississippi St.	59	85	239	H	Alabama St.	83	50
98	A	Alabama	66	56	190	A	Elon	96	44
208	A	Florida	64	56	33	N	North Carolina	86	81

Non-Div I Games:

Xavier (LA)

77 58

Auburn

Average RPI Win:	274	WON-LOST	WINNING	LAST 10	STRENGTH OF	OPP. STRENGTH	TEAM	ADJ.	CONF.	ADJ CONF.
Average RPI Loss:	196	RECORD	PCT. RANK	GAMES	SCHEDULE	OF SCHEDULE	RPI	RPI	RPI	RPI
DIV. I ONLY	7- 10	225	5-5	345	239	300	300	21	21	
DIV. I NON-CONF.	3- 6	241	0- 0	348	261	345	345	20	20	

TOTALS	RPI 1-25	RPI 26-50	W-L RECORDS	RPI 51-100	RPI 101-150	RPI 150+				
7- 10	0- 0	0- 0	OVERALL	0- 2	1- 1	6- 7				
6- 2	0- 0	0- 0	HOME	0- 1	1- 0	5- 1				
1- 8	0- 0	0- 0	AWAY	0- 1	0- 1	1- 6				
0- 0	0- 0	0- 0	NEUTRAL	0- 0	0- 0	0- 0				
3- 6	0- 0	0- 0	NON-CONFERENCE	0- 1	0- 0	3- 5				
3- 1	0- 0	0- 0	HOME	0- 0	0- 0	3- 1				
0- 5	0- 0	0- 0	AWAY	0- 1	0- 0	0- 4				
0- 0	0- 0	0- 0	NEUTRAL	0- 0	0- 0	0- 0				
4- 4	0- 0	0- 0	CONFERENCE	0- 1	1- 1	3- 2				
3- 1	0- 0	0- 0	HOME	0- 1	1- 0	2- 0				
1- 3	0- 0	0- 0	AWAY	0- 0	0- 1	1- 2				
0- 0	0- 0	0- 0	NEUTRAL	0- 0	0- 0	0- 0				

RPI 1-25				RPI 26-50				RPI 51-100				RPI 101+				Team's RPI: 300	
RPI	S	Opponent	Score	RPI	S	Opponent	Score	RPI	S	Opponent	Score	RPI	S	Opponent	Score		
								70	H	Belmont	62	80	132	H	Morehead St.	81	80
								96	A	Cincinnati	48	69	133	A	UT Martin	65	74
													167	A	Vanderbilt	70	99
													191	A	Illinois St.	49	61
													204	A	Southeast Mo. St.	54	64
													207	A	SIUE	68	69
													233	A	Western Ill.	72	77
													268	A	Eastern Ill.	73	60
													288	H	Northern Ky.	52	48
													290	H	Tennessee St.	74	47
													295	H	Alabama A&M	75	58
													311	H	Eastern Ky.	100	65
													317	H	Mississippi Val.	89	95
													331	H	Lipscomb	70	58
													337	A	Evansville	52	56

LAST 12 Division I GAMES:																	
268	A	Eastern Ill.	73	60	70	H	Belmont	62	80	290	H	Tennessee St.	74	47			
207	A	SIUE	68	69	337	A	Evansville	52	56	295	H	Alabama A&M	75	58			
133	A	UT Martin	65	74	191	A	Illinois St.	49	61	311	H	Eastern Ky.	100	65			
204	A	Southeast Mo. St.	54	64	233	A	Western Ill.	72	77								
132	H	Morehead St.	81	80													
311	H	Eastern Ky.	100	65													

Non-Div I Games: Christian Bros. 100 62 Trevecca Nazarene 90 78

Austin Peay

Average RPI Win:	157	WON-LOST	WINNING	LAST 10	STRENGTH OF	OPP. STRENGTH	TEAM	ADJ.	CONF.	ADJ CONF.
Average RPI Loss:	102	RECORD	PCT. RANK	GAMES	SCHEDULE	OF SCHEDULE	RPI	RPI	RPI	RPI
DIV. I ONLY	17- 3	15	10-0	92	98	25	25	7	7	
DIV. I NON-CONF.	8- 3	72	0- 0	131	115	63	63	7	7	

TOTALS	RPI 1-25	RPI 26-50	W-L RECORDS	RPI 51-100	RPI 101-150	RPI 150+				
17- 3	1- 0	1- 2	OVERALL	2- 0	3- 0	10- 1				
8- 1	1- 0	0- 1	HOME	0- 0	3- 0	4- 0				
7- 2	0- 0	1- 1	AWAY	1- 0	0- 0	5- 1				
2- 0	0- 0	0- 0	NEUTRAL	1- 0	0- 0	1- 0				
8- 3	0- 0	0- 2	NON-CONFERENCE	1- 0	1- 0	6- 1				
4- 1	0- 0	0- 1	HOME	0- 0	1- 0	3- 0				
2- 2	0- 0	0- 1	AWAY	0- 0	0- 0	2- 1				
2- 0	0- 0	0- 0	NEUTRAL	1- 0	0- 0	1- 0				
9- 0	1- 0	1- 0	CONFERENCE	1- 0	2- 0	4- 0				
4- 0	1- 0	0- 0	HOME	0- 0	2- 0	1- 0				
5- 0	0- 0	1- 0	AWAY	1- 0	0- 0	3- 0				
0- 0	0- 0	0- 0	NEUTRAL	0- 0	0- 0	0- 0				

RPI	S	Opponent	Score	RPI	S	Opponent	Score	RPI	S	Opponent	Score	RPI	S	Opponent	Score
13	H	Gonzaga	70 68	28	H	Cal i forn i a	52 70	59	N	TCU	61 58	113	H	Northern Colo.	70 50
				29	A	Utah	67 78	73	A	Paci fi c	77 74	116	H	Loyol a Marymount	55 44
				48	A	Saint Mary's (CA)	74 73					149	H	Portl and	79 71
												152	A	Santa Clara	54 44
												153	H	Pepperdi ne	83 58
												158	A	Utah St.	62 57
												184	H	UC Ri versi de	72 70
												189	H	Eastern Wash.	80 65
												213	H	Colorado St.	51 42
												248	A	Southern Utah	64 67
												251	A	San Francis co	67 59
												259	A	Utah Valley	77 51
												261	A	San Diego	65 56
												285	N	Cal i forn i a Baptist	76 69
LAST 12 Division I GAMES:															
13	H	Gonzaga	70 68	261	A	San Di ego	65 56	149	H	Portl and	79 71	113	H	Northern Colo.	70 50
48	A	Saint Mary's (CA)	74 73	152	A	Santa Clara	54 44	213	H	Colorado St.	51 42	259	A	Utah Valley	77 51
73	A	Paci fi c	77 74	29	A	Utah	67 78								
116	H	Loyol a Marymount	55 44												
153	H	Pepperdi ne	83 58												
251	A	San Francis co	67 59												

Non-Div I Games:

BYU

■ Loss,
 ■ Non-Conf,
 ■ S Site,
 ■ Home
 ■ Away
 N Neutral

Average RPI Win:	182	WON-LOST	WINNING	LAST 10	STRENGTH OF	OPP. STRENGTH	TEAM	ADJ.	CONF.	ADJ CONF.
Average RPI Loss:	94	RECORD	PCT. RANK	GAMES	SCHEDULE	OF SCHEDULE	RPI	RPI	RPI	RPI
DIV. I ONLY	6- 12	256	5-5	72	74	194	194	8	8	
DIV. I NON-CONF.	4- 7	228	0- 1	138	19	210	210	8	8	

TOTALS	RPI 1-25	RPI 26-50	W-L RECORDS	RPI 51-100	RPI 101-150	RPI 150+				
6- 12	0- 0	0- 4	OVERALL	2- 4	1- 2	3- 2				
5- 4	0- 0	0- 2	HOME	2- 0	0- 0	3- 2				
1- 5	0- 0	0- 2	AWAY	0- 2	1- 1	0- 0				
0- 3	0- 0	0- 0	NEUTRAL	0- 2	0- 1	0- 0				
4- 7	0- 0	0- 2	NON-CONFERENCE	1- 2	1- 2	2- 1				
3- 2	0- 0	0- 1	HOME	1- 0	0- 0	2- 1				
1- 2	0- 0	0- 1	AWAY	0- 0	1- 1	0- 0				
0- 3	0- 0	0- 0	NEUTRAL	0- 2	0- 1	0- 0				
2- 5	0- 0	0- 2	CONFERENCE	1- 2	0- 0	1- 1				
2- 2	0- 0	0- 1	HOME	1- 0	0- 0	1- 1				
0- 3	0- 0	0- 1	AWAY	0- 2	0- 0	0- 0				
0- 0	0- 0	0- 0	NEUTRAL	0- 0	0- 0	0- 0				

RPI 1-25				RPI 26-50				RPI 51-100				RPI 101+ Team's RPI: 194			
RPI	S	Opponent	Score	RPI	S	Opponent	Score	RPI	S	Opponent	Score	RPI	S	Opponent	Score
				27	H	Purdue	38 80	55	N	Duke	62 79	102	A	Missouri St.	54 74
				30	A	Buffalo	65 77	67	N	Quinnipiac	66 69	121	A	Western Ky.	86 83
				37	H	Ohio	75 90	84	A	Miami (OH)	57 60	144	N	Fordham	70 78
				45	A	Butler	47 64	86	A	Toledo	58 65	167	H	Vanderbilt	43 60
								89	H	Kent St.	48 44	229	H	Bowling Green	77 70
								96	H	Cincinnati	75 63	266	H	Cleveland St.	67 62
												280	H	Western Mich.	62 65
												290	H	Tennessee St.	90 51

LAST 12 Division I GAMES:															
				280	H	Western Mich.	62 65	67	N	Quinnipiac	66 69				
				89	H	Kent St.	48 44	55	N	Duke	62 79				
				84	A	Miami (OH)	57 60	86	A	Toledo	58 65				
				30	A	Buffalo	65 77	290	H	Tennessee St.	90 51				
				37	H	Ohio	75 90	121	A	Western Ky.	86 83				
				229	H	Bowling Green	77 70	167	H	Vanderbilt	43 60				

Non-Div I Games: Urbana 99 62

Ball St.

Average RPI Win:	102	WON-LOST	WINNING	LAST 10	STRENGTH OF	OPP. STRENGTH	TEAM	ADJ.	CONF.	ADJ CONF.
Average RPI Loss:	3	RECORD	PCT. RANK	GAMES	SCHEDULE	OF SCHEDULE	RPI	RPI	RPI	RPI
DIV. I ONLY	17- 1	7	9-1	13	13	2	2	3	3	
DIV. I NON-CONF.	10- 1	18	0- 0	17	23	4	4	3	3	

TOTALS	RPI 1-25	RPI 26-50	W-L RECORDS	RPI 51-100	RPI 101-150	RPI 150+				
17- 1	4- 1	2- 0	OVERALL	4- 0	2- 0	5- 0				
9- 0	2- 0	1- 0	HOME	1- 0	1- 0	4- 0				
6- 1	2- 1	0- 0	AWAY	2- 0	1- 0	1- 0				
2- 0	0- 0	1- 0	NEUTRAL	1- 0	0- 0	0- 0				
10- 1	3- 1	1- 0	NON-CONFERENCE	1- 0	1- 0	4- 0				
6- 0	1- 0	0- 0	HOME	0- 0	1- 0	4- 0				
2- 1	2- 1	0- 0	AWAY	0- 0	0- 0	0- 0				
2- 0	0- 0	1- 0	NEUTRAL	1- 0	0- 0	0- 0				
7- 0	1- 0	1- 0	CONFERENCE	3- 0	1- 0	1- 0				
3- 0	1- 0	1- 0	HOME	1- 0	0- 0	0- 0				
4- 0	0- 0	0- 0	AWAY	2- 0	1- 0	1- 0				
0- 0	0- 0	0- 0	NEUTRAL	0- 0	0- 0	0- 0				

RPI	S	Opponent	Score	RPI	S	Opponent	Score	RPI	S	Opponent	Score	RPI	S	Opponent	Score
3	A	Stanford	63 68	35	N	South Dakota St.	72 66	59	A	TCU	79 55	132	H	Morehead St.	96 58
7	H	UConn	68 57	43	H	Kansas St.	65 50	60	H	West Virginia	79 47	136	A	Oklahoma	74 53
11	H	Iowa St.	84 69					76	A	Kansas	94 68	162	A	Texas Tech	73 56
15	A	Arizona St.	65 59					100	N	Georgetown	67 46	182	H	Southern U.	94 49
20	A	South Carolina	94 69									202	H	Nicholls St.	100 39
												241	H	Saint Francis (PA)	116 58
												247	H	UTRGV	98 37

LAST 12 Division I GAMES:															
60	H	West Virginia	79 47	136	A	Oklahoma	74 53	11	H	Iowa St.	84 69	247	H	UTRGV	98 37
76	A	Kansas	94 68	43	H	Kansas St.	65 50	3	A	Stanford	63 68	132	H	Morehead St.	96 58
59	A	TCU	79 55	162	A	Texas Tech	73 56	20	A	South Carolina	94 69				
43	H	Kansas St.	65 50	7	H	UConn	68 57								

Non-Div I Games:

Bayl or

Average RPI Win:	212	WON-LOST	WINNING	LAST 10	STRENGTH OF	OPP. STRENGTH	TEAM	ADJ.	CONF.	ADJ CONF.
Average RPI Loss:	61	RECORD	PCT. RANK	GAMES	SCHEDULE	OF SCHEDULE	RPI	RPI	RPI	RPI
DIV. I ONLY	14- 5	54	8-2	162	137	70	70	21	21	
DIV. I NON-CONF.	7- 4	109	0- 0	70	45	41	41	20	20	

TOTALS	RPI 1-25	RPI 26-50	W-L RECORDS	RPI 51-100	RPI 101-150	RPI 150+				
14- 5	0- 1	0- 1	OVERALL	2- 2	3- 1	9- 0				
7- 2	0- 0	0- 0	HOME	0- 1	2- 1	5- 0				
7- 3	0- 1	0- 1	AWAY	2- 1	1- 0	4- 0				
0- 0	0- 0	0- 0	NEUTRAL	0- 0	0- 0	0- 0				
7- 4	0- 1	0- 1	NON-CONFERENCE	2- 2	2- 0	3- 0				
3- 1	0- 0	0- 0	HOME	0- 1	1- 0	2- 0				
4- 3	0- 1	0- 1	AWAY	2- 1	1- 0	1- 0				
0- 0	0- 0	0- 0	NEUTRAL	0- 0	0- 0	0- 0				
7- 1	0- 0	0- 0	CONFERENCE	0- 0	1- 1	6- 0				
4- 1	0- 0	0- 0	HOME	0- 0	1- 1	3- 0				
3- 0	0- 0	0- 0	AWAY	0- 0	0- 0	3- 0				
0- 0	0- 0	0- 0	NEUTRAL	0- 0	0- 0	0- 0				

RPI 1-25				RPI 26-50				RPI 51-100				Team's RPI: 70				RPI 101+			
RPI	S	Opponent	Score	RPI	S	Opponent	Score	RPI	S	Opponent	Score	RPI	S	Opponent	Score	RPI	S	Opponent	Score
6	A	NC State	62 77	40	A	Clemson	62 65	52	A	Tennessee	76 84	123	H	Tennessee Tech	72 77				
								71	A	Middle Tenn.	45 38	124	A	Chattanooga	67 51				
								86	H	Toledo	69 78	132	H	Morehead St.	77 50				
								90	A	Wright St.	79 63	138	H	Tulsa	78 53				
												186	H	Arkansas St.	74 55				
												203	A	Jacksonville St.	64 41				
												203	H	Jacksonville St.	66 52				
												288	A	Northern Ky.	71 53				
												290	H	Tennessee St.	80 46				
												300	A	Austin Peay	80 62				
												303	A	Murray St.	65 58				
												311	H	Eastern Ky.	69 43				
												331	H	Lipscomb	83 43				

LAST 12 Division I GAMES:																			
290	H	Tennessee St.	80 46	300	A	Austin Peay	80 62												
203	A	Jacksonville St.	64 41	303	A	Murray St.	65 58												
311	H	Eastern Ky.	69 43	52	A	Tennessee	76 84												
132	H	Morehead St.	77 50	186	H	Arkansas St.	74 55												
123	H	Tennessee Tech	72 77	124	A	Chattanooga	67 51												
203	H	Jacksonville St.	66 52	331	H	Lipscomb	83 43												

Non-Div I Games:

Belmont

Average RPI Win: 296		WON-LOST RECORD	WINNING PCT. RANK	LAST 10 GAMES	STRENGTH OF SCHEDULE	OPP. STRENGTH OF SCHEDULE	TEAM RPI	ADJ. RPI	CONF. RPI	ADJ. CONF. RPI
Average RPI Loss: 206										
DIV. I ONLY		9- 8	146	5-5	350	285	265	265	32	32
DIV. I NON-CONF.		5- 5	162	0- 0	336	197	244	244	32	32
TOTALS		RPI 1-25	RPI 26-50	W-L RECORDS		RPI 51-100	RPI 101-150	RPI 150+		
9- 8	0- 0		0- 0	OVERALL		0- 0	0- 1	9- 7		
4- 1	0- 0		0- 0	HOME		0- 0	0- 0	4- 1		
4- 7	0- 0		0- 0	AWAY		0- 0	0- 1	4- 6		
1- 0	0- 0		0- 0	NEUTRAL		0- 0	0- 0	1- 0		
5- 5	0- 0		0- 0	NON-CONFERENCE		0- 0	0- 1	5- 4		
3- 0	0- 0		0- 0	HOME		0- 0	0- 0	3- 0		
1- 5	0- 0		0- 0	AWAY		0- 0	0- 1	1- 4		
1- 0	0- 0		0- 0	NEUTRAL		0- 0	0- 0	1- 0		
4- 3	0- 0		0- 0	CONFERENCE		0- 0	0- 0	4- 3		
1- 1	0- 0		0- 0	HOME		0- 0	0- 0	1- 1		
3- 2	0- 0		0- 0	AWAY		0- 0	0- 0	3- 2		
0- 0	0- 0		0- 0	NEUTRAL		0- 0	0- 0	0- 0		

RPI 1-25				RPI 26-50				RPI 51-100				RPI 101+				Team's RPI: 265	
RPI	S	Opponent	Score	RPI	S	Opponent	Score	RPI	S	Opponent	Score	RPI	S	Opponent	Score		
												150	A	South Fla.	39	88	
												159	A	Georgia St.	57	62	
												164	A	Charlotte	69	73	
												181	H	UMES	52	64	
												208	A	Florida	53	64	
												211	A	Jacksonville	58	56	
												234	H	Liberty	81	76	
												242	A	Howard	40	61	
												270	A	Ga. Southern	76	77	
												271	A	Norfolk St.	50	57	
												282	N	Kennesaw St.	64	61	
												291	H	North Florida	76	60	
												313	A	Coppin St.	71	65	
												320	H	FIU	68	57	
												321	A	Morgan St.	73	69	
												345	A	N. C. Central	67	50	
												347	H	Delaware St.	67	55	
LAST 12 Division I GAMES:																	
				181	H	UMES	52	64	313	A	Coppin St.	71	65				
				347	H	Delaware St.	67	55	321	A	Morgan St.	73	69				
				271	A	Norfolk St.	50	57	159	A	Georgia St.	57	62				
				242	A	Howard	40	61	282	N	Kennesaw St.	64	61				
				345	A	N. C. Central	67	50	291	H	North Florida	76	60				
				164	A	Charlotte	69	73	208	A	Florida	53	64				

Non-Div I Games:	Flagler	74	59	Edward Waters	73	46
------------------	---------	----	----	---------------	----	----

Bethune-Cookman

■ Loss, ■ Non-Conf, S Site, H Home A Away N Neutral

Average RPI	Win: 297	WON-LOST	WINNING	LAST 10	STRENGTH OF	OPP. STRENGTH	TEAM	ADJ.	CONF.	ADJ CONF.
Average RPI	Loss: 164	RECORD	PCT. RANK	GAMES	SCHEDULE	OF SCHEDULE	RPI	RPI	RPI	RPI
DIV. I ONLY	6- 12	256	3-7	160	293	244	244	23	23	
DIV. I NON-CONF.	3- 8	267	0- 0	68	298	232	232	24	24	

TOTALS	RPI 1-25	RPI 26-50	W-L RECORDS	RPI 51-100	RPI 101-150	RPI 150+				
6- 12	0- 2	0- 1	OVERALL	0- 1	0- 1	6- 7				
4- 4	0- 0	0- 0	HOME	0- 0	0- 1	4- 3				
2- 8	0- 2	0- 1	AWAY	0- 1	0- 0	2- 4				
0- 0	0- 0	0- 0	NEUTRAL	0- 0	0- 0	0- 0				
3- 8	0- 2	0- 1	NON-CONFERENCE	0- 0	0- 1	3- 4				
3- 2	0- 0	0- 0	HOME	0- 0	0- 1	3- 1				
0- 6	0- 2	0- 1	AWAY	0- 0	0- 0	0- 3				
0- 0	0- 0	0- 0	NEUTRAL	0- 0	0- 0	0- 0				
3- 4	0- 0	0- 0	CONFERENCE	0- 1	0- 0	3- 3				
1- 2	0- 0	0- 0	HOME	0- 0	0- 0	1- 2				
2- 2	0- 0	0- 0	AWAY	0- 1	0- 0	2- 1				
0- 0	0- 0	0- 0	NEUTRAL	0- 0	0- 0	0- 0				

RPI 1-25				RPI 26-50				RPI 51-100				RPI 101+ Team's RPI: 244			
RPI	S	Opponent	Score	RPI	S	Opponent	Score	RPI	S	Opponent	Score	RPI	S	Opponent	Score
1	A	Notre Dame	53 103	37	A	Ohio	49 86	63	A	Maine	66 95	131	H	Lehigh	55 65
12	A	Marquette	40 93									163	H	Stony Brook	56 65
												219	H	Cornell	72 61
												223	H	Rider	57 62
												236	A	Niagara	72 79
												254	A	Dartmouth	39 63
												256	A	Albany (NY)	56 61
												274	H	Vermont	57 58
												283	H	Army West Point	60 47
												297	A	UMass Lowell	70 50
												314	H	UMBC	67 45
												322	A	Lafayette	50 59
												325	A	New Hampshire	71 62
												342	H	Fairleigh Dickinson	73 54

LAST 12 Division I GAMES:															
274	H	Vermont	57 58	63	A	Maine	66 95								
314	H	UMBC	67 45	297	A	UMass Lowell	70 50								
163	H	Stony Brook	56 65	12	A	Marquette	40 93								
325	A	New Hampshire	71 62	1	A	Notre Dame	53 103								
256	A	Albany (NY)	56 61	223	H	Rider	57 62								
254	A	Dartmouth	39 63	236	A	Niagara	72 79								

Non-Div I Games: Charleston (WV) 69 62 Caldwell 73 54

Binghamton

Loss, Non-Conf, S Site, H Home A Away N Neutral

Average RPI Win: 182

Average RPI Loss: 56

WON-LOST
RECORDWINNING
PCT. RANKLAST 10
GAMESSTRENGTH OF
SCHEDULEOPP. STRENGTH
OF SCHEDULETEAM
RPIADJ.
RPICONF.
RPIADJ CONF.
RPIDIV. I ONLY
DIV. I NON-CONF.13- 3
7- 226
589-1
1- 0221
21445
561
6961
6914
1314
13

TOTALS

RPI 1-25

RPI 26-50

W-L RECORDS

RPI 51-100

RPI 101-150

RPI 150+

13- 3

0- 1

0- 0

OVERALL

2- 1

3- 1

8- 0

6- 1

0- 1

0- 0

HOME

1- 0

0- 0

5- 0

4- 2

0- 0

0- 0

AWAY

0- 1

2- 1

2- 0

3- 0

0- 0

0- 0

NEUTRAL

1- 0

1- 0

1- 0

7- 2

0- 1

0- 0

NON-CONFERENCE

1- 0

2- 1

4- 0

3- 1

0- 1

0- 0

HOME

0- 0

0- 0

3- 0

1- 1

0- 0

0- 0

AWAY

0- 0

1- 1

0- 0

3- 0

0- 0

0- 0

NEUTRAL

1- 0

1- 0

1- 0

6- 1

0- 0

0- 0

CONFERENCE

1- 1

1- 0

4- 0

3- 0

0- 0

0- 0

HOME

1- 0

0- 0

2- 0

3- 1

0- 0

0- 0

AWAY

0- 1

1- 0

2- 0

0- 0

0- 0

0- 0

NEUTRAL

0- 0

0- 0

0- 0

RPI 1-25

RPI 26-50

RPI 51-100

Team's RPI: 61

RPI 101+

RPI	S	Opponent	Score
4	H	Louisville	55 74

RPI	S	Opponent	Score
-----	---	----------	-------

RPI	S	Opponent	Score
58	A	Wyoming	52 64
58	H	Wyoming	72 64
78	N	UNI	61 60

RPI	S	Opponent	Score
105	A	Washington St.	71 95
107	N	Idaho	91 85
120	A	Washington	73 69
125	A	Fresno St.	72 60
157	H	CSUN	74 63
189	H	Eastern Wash.	67 55
220	A	San Diego St.	69 66
237	H	Air Force	79 48
241	N	Saint Francis (PA)	78 64
248	H	Southern Utah	88 53
255	A	Nevada	75 74
328	H	San Jose St.	99 68

LAST 12 Division I GAMES:

237	H	Air Force	79 48
125	A	Fresno St.	72 60
255	A	Nevada	75 74
328	H	San Jose St.	99 68
220	A	San Diego St.	69 66
58	H	Wyoming	72 64

120	A	Washington	73 69
58	A	Wyoming	52 64
248	H	Southern Utah	88 53
241	N	Saint Francis (PA)	78 64
189	H	Eastern Wash.	67 55
105	A	Washington St.	71 95

Non-Div I Games: Southern Ore. 91 46 Northwest Chrst. 93 26

Boi se St.

Loss, Non-Conf, S Site, H Home A Away N Neutral

Average RPI Win:	211	WON-LOST	WINNING	LAST 10	STRENGTH OF	OPP. STRENGTH	TEAM	ADJ.	CONF.	ADJ CONF.
Average RPI Loss:	47	RECORD	PCT. RANK	GAMES	SCHEDULE	OF SCHEDULE	RPI	RPI	RPI	RPI
DIV. I ONLY	13- 7	88	5-5	67	97	80	80	1	1	
DIV. I NON-CONF.	11- 2	32	1- 0	231	289	101	101	1	1	

TOTALS	RPI 1-25	RPI 26-50	W-L RECORDS	RPI 51-100	RPI 101-150	RPI 150+				
13- 7	0- 3	0- 2	OVERALL	1- 1	2- 1	10- 0				
7- 5	0- 2	0- 1	HOME	0- 1	0- 1	7- 0				
4- 2	0- 1	0- 1	AWAY	1- 0	2- 0	1- 0				
2- 0	0- 0	0- 0	NEUTRAL	0- 0	0- 0	2- 0				
11- 2	0- 0	0- 0	NON-CONFERENCE	1- 1	0- 1	10- 0				
7- 2	0- 0	0- 0	HOME	0- 1	0- 1	7- 0				
2- 0	0- 0	0- 0	AWAY	1- 0	0- 0	1- 0				
2- 0	0- 0	0- 0	NEUTRAL	0- 0	0- 0	2- 0				
2- 5	0- 3	0- 2	CONFERENCE	0- 0	2- 0	0- 0				
0- 3	0- 2	0- 1	HOME	0- 0	0- 0	0- 0				
2- 2	0- 1	0- 1	AWAY	0- 0	2- 0	0- 0				
0- 0	0- 0	0- 0	NEUTRAL	0- 0	0- 0	0- 0				

RPI 1-25				RPI 26-50				RPI 51-100				Team's RPI : 80				RPI 101+			
RPI	S	Opponent	Score	RPI	S	Opponent	Score	RPI	S	Opponent	Score	RPI	S	Opponent	Score	RPI	S	Opponent	Score
1	A	Notre Dame	63 92	26	A	Mi ami (FL)	73 76	85	H	Provi dence	57 61	104	A	Wake Forest	65 64				
6	H	NC State	69 85	39	H	Georgi a Tech	76 81	97	A	Houston	64 57	108	A	Pi ttsburgh	59 55				
23	H	Flori da St.	71 91									148	H	Mi nnesota	69 77				
												168	H	Boston U.	78 51				
												178	A	Rhode Isl and	88 64				
												209	H	Holy Cross	89 63				
												223	N	Ri der	112 61				
												250	H	Columbi a	74 60				
												254	H	Dartmouth	99 68				
												258	H	Campbel l	76 56				
												289	H	Bryant	83 46				
												299	N	Loyol a Maryl and	73 47				
												305	H	Saint Peter' s	89 57				
LAST 12 Di vi si on I GAMES:																			
1	A	Notre Dame	63 92	223	N	Ri der	112 61												
23	H	Flori da St.	71 91	26	A	Mi ami (FL)	73 76												
108	A	Pi ttsburgh	59 55	254	H	Dartmouth	99 68												
104	A	Wake Forest	65 64	258	H	Campbel l	76 56												
6	H	NC State	69 85	168	H	Boston U.	78 51												
39	H	Georgi a Tech	76 81	148	H	Mi nnesota	69 77												

Non-Div I Games:

Boston College

B
O
S
T
O
N
U
.

B
O
S
T
O
N
U
.

Boston U.

Average RPI Win: 267

Average RPI Loss: 148

WON-LOST
RECORDWINNING
PCT. RANKLAST 10
GAMESSTRENGTH OF
SCHEDULEOPP. STRENGTH
OF SCHEDULETEAM
RPIADJ.
RPICONF.
RPIADJ CONF.
RPIDIV. I ONLY
DIV. I NON-CONF.6- 11
6- 4249
1253-7
0- 0148
232276
331229
158229
1588
88
8

TOTALS

RPI 1-25

RPI 26-50

W-L RECORDS

RPI 51-100

RPI 101-150

RPI 150+

6- 11

0- 1

0- 1

OVERALL

0- 1

0- 1

6- 7

4- 4

0- 0

0- 1

HOME

0- 1

0- 1

4- 1

2- 6

0- 1

0- 0

AWAY

0- 0

0- 0

2- 5

0- 1

0- 0

0- 0

NEUTRAL

0- 0

0- 0

0- 1

6- 4

0- 1

0- 0

NON-CONFERENCE

0- 0

0- 0

6- 3

4- 0

0- 0

0- 0

HOME

0- 0

0- 0

4- 0

2- 3

0- 1

0- 0

AWAY

0- 0

0- 0

2- 2

0- 1

0- 0

0- 0

NEUTRAL

0- 0

0- 0

0- 1

0- 7

0- 0

0- 1

CONFERENCE

0- 1

0- 1

0- 4

0- 4

0- 0

0- 1

HOME

0- 1

0- 1

0- 1

0- 3

0- 0

0- 0

AWAY

0- 0

0- 0

0- 3

0- 0

0- 0

0- 0

NEUTRAL

0- 0

0- 0

0- 0

RPI 1-25

RPI 26-50

RPI 51-100

RPI 101+

Team's RPI: 229

RPI	S	Opponent	Score
21	A	Michigan St.	69 99

RPI	S	Opponent	Score
37	H	Ohio	79 82

RPI	S	Opponent	Score
86	H	Toledo	65 79

RPI	S	Opponent	Score
111	H	Northern Ill.	52 66
155	A	Akron	71 74
169	N	Mercer	63 76
179	A	Eastern Mich.	74 81
188	A	Xavier	49 65
194	A	Ball St.	70 77
205	A	Coastal Caro.	80 81
221	H	Loyola Chicago	88 74
222	H	Robert Morris	61 60
249	H	Marshall	99 76
279	A	Canisius	74 53
280	H	Western Mich.	82 84
301	A	Valparaiso	79 72
332	H	Detroit Mercy	79 73

LAST 12 Division I GAMES:

86	H	Toledo	65 79	37	H	Ohio	79 82
111	H	Northern Ill.	52 66	179	A	Eastern Mich.	74 81
155	A	Akron	71 74	332	H	Detroit Mercy	79 73
194	A	Ball St.	70 77	279	A	Canisius	74 53
280	H	Western Mich.	82 84	188	A	Xavier	49 65
301	A	Valparaiso	79 72	169	N	Mercer	63 76

Bowling Green

Bowling Green

Non-Div I Games: Davis & Elkins 63 28

Bowling Green

Loss, Non-Conf, S Site, H Home A Away N Neutral

Average RPI	Win:	250	WON-LOST	WINNING	LAST 10	STRENGTH OF	OPP. STRENGTH	TEAM	ADJ.	CONF.	ADJ CONF.
Average RPI	Loss:	56	RECORD	PCT. RANK	GAMES	SCHEDULE	OF SCHEDULE	RPI	RPI	RPI	RPI
DIV. I ONLY		13- 4		41	6-4	313	127	151	151	12	12
DIV. I NON-CONF.		9- 1		30	1- 0	346	153	139	139	14	14

TOTALS	RPI 1-25		RPI 26-50		W-L RECORDS	RPI 51-100		RPI 101-150		RPI 150+	
13- 4	0- 1		0- 1		OVERALL	0- 1		0- 1		13- 0	
6- 3	0- 1		0- 0		HOME	0- 1		0- 1		6- 0	
6- 1	0- 0		0- 1		AWAY	0- 0		0- 0		6- 0	
1- 0	0- 0		0- 0		NEUTRAL	0- 0		0- 0		1- 0	
9- 1	0- 0		0- 1		NON-CONFERENCE	0- 0		0- 0		9- 0	
5- 0	0- 0		0- 0		HOME	0- 0		0- 0		5- 0	
3- 1	0- 0		0- 1		AWAY	0- 0		0- 0		3- 0	
1- 0	0- 0		0- 0		NEUTRAL	0- 0		0- 0		1- 0	
4- 3	0- 1		0- 0		CONFERENCE	0- 1		0- 1		4- 0	
1- 3	0- 1		0- 0		HOME	0- 1		0- 1		1- 0	
3- 0	0- 0		0- 0		AWAY	0- 0		0- 0		3- 0	
0- 0	0- 0		0- 0		NEUTRAL	0- 0		0- 0		0- 0	

RPI 1-25				RPI 26-50				RPI 51-100				RPI 101+				Team's RPI: 151
RPI	S	Opponent	Score	RPI	S	Opponent	Score	RPI	S	Opponent	Score	RPI	S	Opponent	Score	
16	H	Drake	63 92	27	A	Purdue	61 74	78	H	UNI	78 81	102	H	Missouri St.	56 68	
												160	H	Southern Ill.	58 53	
												166	A	Indiana St.	61 45	
												185	N	Delaware	59 47	
												191	A	Illinois St.	79 68	
												204	H	Southeast Mo. St.	85 79	
												233	H	Western Ill.	82 68	
												266	A	Cleveland St.	67 65	
												268	H	Eastern Ill.	67 64	
												281	A	Fla. Atlantic	80 59	
												302	H	Oakland	73 64	
												310	A	Omaha	80 60	
												337	A	Evansville	75 68	
												346	H	Chicago St.	89 59	
LAST 12 Division I GAMES:																
160	H	Southern Ill.	58 53	281	A	Fla. Atlantic	80 59									
102	H	Missouri St.	56 68	191	A	Illinois St.	79 68									
166	A	Indiana St.	61 45	346	H	Chicago St.	89 59									
337	A	Evansville	75 68	27	A	Purdue	61 74									
78	H	UNI	78 81	266	A	Cleveland St.	67 65									
16	H	Drake	63 92	310	A	Omaha	80 60									

Non-Div I Games: Rockhurst 83 40

Bradley

Average RPI Win:	269	WON-LOST	WINNING	LAST 10	STRENGTH OF	OPP. STRENGTH	TEAM	ADJ.	CONF.	ADJ CONF.
Average RPI Loss:	131	RECORD	PCT. RANK	GAMES	SCHEDULE	OF SCHEDULE	RPI	RPI	RPI	RPI
DIV. I ONLY	7- 9	210	5-5	234	228	206	206	11	11	
DIV. I NON-CONF.	6- 8	199	0- 1	282	247	241	241	10	10	

TOTALS	RPI 1-25	RPI 26-50	W-L RECORDS	RPI 51-100	RPI 101-150	RPI 150+				
7- 9	0- 1	0- 0	OVERALL	0- 2	1- 2	6- 4				
4- 2	0- 0	0- 0	HOME	0- 1	1- 0	3- 1				
2- 7	0- 1	0- 0	AWAY	0- 1	0- 2	2- 3				
1- 0	0- 0	0- 0	NEUTRAL	0- 0	0- 0	1- 0				
6- 8	0- 1	0- 0	NON-CONFERENCE	0- 2	0- 1	6- 4				
3- 2	0- 0	0- 0	HOME	0- 1	0- 0	3- 1				
2- 6	0- 1	0- 0	AWAY	0- 1	0- 1	2- 3				
1- 0	0- 0	0- 0	NEUTRAL	0- 0	0- 0	1- 0				
1- 1	0- 0	0- 0	CONFERENCE	0- 0	1- 1	0- 0				
1- 0	0- 0	0- 0	HOME	0- 0	1- 0	0- 0				
0- 1	0- 0	0- 0	AWAY	0- 0	0- 1	0- 0				
0- 0	0- 0	0- 0	NEUTRAL	0- 0	0- 0	0- 0				

RPI	S	Opponent	Score	RPI	S	Opponent	Score	RPI	S	Opponent	Score	RPI	S	Opponent	Score	Team's RPI: 206
14	A	Rutgers	52 73					51	H	Bucknell	78 91	106	A	Yale	72 84	
								63	A	Maine	96 102	106	H	Yale	86 71	
												111	A	Northern Ill.	102 109	
												168	A	Boston U.	51 72	
												178	A	Rhode Island	67 72	
												199	H	Massachusetts	61 90	
												209	A	Holy Cross	89 85	
												289	A	Bryant	57 75	
												289	N	Bryant	84 68	
												296	H	Central Conn. St.	68 63	
												309	H	Fairfield	68 49	
												325	H	New Hampshire	76 70	
												346	A	Chicago St.	90 65	
LAST 12 Division I GAMES:																
106	H	Yale	86 71	178	A	Rhode Island	67 72	106	A	Yale	72 84	51	H	Bucknell	78 91	
14	A	Rutgers	52 73	106	A	Yale	72 84	199	H	Massachusetts	61 90	309	H	Fairfield	68 49	
111	A	Northern Ill.	102 109	51	H	Bucknell	78 91	209	A	Holy Cross	89 85					
346	A	Chicago St.	90 65	199	H	Massachusetts	61 90									
63	A	Maine	96 102	309	H	Fairfield	68 49									
289	N	Bryant	84 68	209	A	Holy Cross	89 85									

Non-Div I Games: Johnson & Wales (RI) 78 46 Adelphi 75 62

Brown

Average RPI Win: 270
Average RPI Loss: 181

WON-LOST
RECORD

WINNING
PCT. RANK

LAST 10
GAMES

STRENGTH OF
SCHEDULE

OPP. STRENGTH
OF SCHEDULE

TEAM
RPI

ADJ.
RPI

CONF.
RPI

ADJ CONF.
RPI

DIV. I ONLY	6- 13	266	4-6	252	319	289	289	31	31
DIV. I NON-CONF.	2- 9	297	0- 1	161	216	280	280	31	31
TOTALS	RPI 1-25	RPI 26-50	W-L RECORDS	RPI 51-100	RPI 101-150	RPI 150+			
6- 13	0- 0	0- 0	OVERALL	0- 5	0- 0	6- 8			
4- 4	0- 0	0- 0	HOME	0- 1	0- 0	4- 3			
2- 7	0- 0	0- 0	AWAY	0- 3	0- 0	2- 4			
0- 2	0- 0	0- 0	NEUTRAL	0- 1	0- 0	0- 1			
2- 9	0- 0	0- 0	NON-CONFERENCE	0- 5	0- 0	2- 4			
1- 2	0- 0	0- 0	HOME	0- 1	0- 0	1- 1			
1- 5	0- 0	0- 0	AWAY	0- 3	0- 0	1- 2			
0- 2	0- 0	0- 0	NEUTRAL	0- 1	0- 0	0- 1			
4- 4	0- 0	0- 0	CONFERENCE	0- 0	0- 0	4- 4			
3- 2	0- 0	0- 0	HOME	0- 0	0- 0	3- 2			
1- 2	0- 0	0- 0	AWAY	0- 0	0- 0	1- 2			
0- 0	0- 0	0- 0	NEUTRAL	0- 0	0- 0	0- 0			

RPI 1-25				RPI 26-50				RPI 51-100				RPI 101+ Team's RPI: 289			
RPI	S	Opponent	Score	RPI	S	Opponent	Score	RPI	S	Opponent	Score	RPI	S	Opponent	Score
								60	A	West Virginia	48 94	168	A	Boston U.	65 67
								63	H	Maine	57 74	206	H	Brown	75 57
								80	A	Boston College	46 83	206	N	Brown	68 84
								85	N	Providence	64 72	209	H	Holy Cross	62 81
								91	A	Hartford	57 67	222	H	Robert Morris	57 60
												224	A	Sacred Heart	48 49
												230	A	Mt. St. Mary's	73 68
												241	H	Saint Francis (PA)	66 63
												275	H	St. Francis Brooklyn	55 60
												296	H	Central Conn. St.	72 60
												297	A	UMass Lowell	58 57
												325	A	New Hampshire	74 79
												342	A	Fairleigh Dickinson	53 63
												351	H	LIU Brooklyn	69 62
LAST 12 Division I GAMES:															
				296	H	Central Conn. St.	72 60					85	N	Providence	64 72
				241	H	Saint Francis (PA)	66 63					342	A	Fairleigh Dickinson	53 63
				222	H	Robert Morris	57 60					351	H	LIU Brooklyn	69 62
				224	A	Sacred Heart	48 49					209	H	Holy Cross	62 81
				230	A	Mt. St. Mary's	73 68					91	A	Hartford	57 67
				275	H	St. Francis Brooklyn	55 60					80	A	Boston College	46 83

Non-Div I Games:

Bryant

Loss, Non-Conf, S Site, H Home A Away N Neutral

Average RPI Win:	218	WON-LOST	WINNING	LAST 10	STRENGTH OF	OPP. STRENGTH	TEAM	ADJ.	CONF.	ADJ CONF.
Average RPI Loss:	74	RECORD	PCT. RANK	GAMES	SCHEDULE	OF SCHEDULE	RPI	RPI	RPI	RPI
DIV. I ONLY	16- 4	30	8-2	152	195	51	51	19	19	
DIV. I NON-CONF.	9- 3	61	0- 0	126	141	38	38	22	22	

TOTALS	RPI 1-25	RPI 26-50	W-L RECORDS	RPI 51-100	RPI 101-150	RPI 150+				
16- 4	0- 2	0- 0	OVERALL	1- 0	3- 1	12- 1				
7- 1	0- 0	0- 0	HOME	1- 0	3- 0	3- 1				
7- 3	0- 2	0- 0	AWAY	0- 0	0- 1	7- 0				
2- 0	0- 0	0- 0	NEUTRAL	0- 0	0- 0	2- 0				
9- 3	0- 2	0- 0	NON-CONFERENCE	1- 0	1- 1	7- 0				
4- 0	0- 0	0- 0	HOME	1- 0	1- 0	2- 0				
3- 3	0- 2	0- 0	AWAY	0- 0	0- 1	3- 0				
2- 0	0- 0	0- 0	NEUTRAL	0- 0	0- 0	2- 0				
7- 1	0- 0	0- 0	CONFERENCE	0- 0	2- 0	5- 1				
3- 1	0- 0	0- 0	HOME	0- 0	2- 0	1- 1				
4- 0	0- 0	0- 0	AWAY	0- 0	0- 0	4- 0				
0- 0	0- 0	0- 0	NEUTRAL	0- 0	0- 0	0- 0				

RPI 1-25				RPI 26-50				RPI 51-100 Team's RPI: 51				RPI 101+			
RPI	S	Opponent	Score	RPI	S	Opponent	Score	RPI	S	Opponent	Score	RPI	S	Opponent	Score
8	A	Syracuse	56 70					67	H	Quinnipiac	75 58	109	H	American	71 56
11	A	Iowa St.	61 86									110	A	Drexel	42 64
												114	H	Youngstown St.	73 68
												131	H	Lehigh	71 53
												168	H	Boston U.	62 70
												199	N	Massachusetts	77 58
												206	A	Brown	91 78
												209	H	Holy Cross	75 71
												212	A	St. Bonaventure	77 46
												223	H	Rider	80 59
												232	A	Colgate	90 62
												245	A	Monmouth	70 32
												283	A	Army West Point	66 52
												299	A	Loyola Maryland	75 57
												309	N	Fairfield	77 54
												322	A	Lafayette	56 47
												329	H	Iona	81 43

LAST 12 Division I GAMES:															
232	A	Colgate	90 62	209	H	Holy Cross	75 71								
131	H	Lehigh	71 53	299	A	Loyola Maryland	75 57								
322	A	Lafayette	56 47	11	A	Iowa St.	61 86								
283	A	Army West Point	66 52	114	H	Youngstown St.	73 68								
168	H	Boston U.	62 70	223	H	Rider	80 59								
109	H	American	71 56	329	H	Iona	81 43								

Non-Div I Games:

Bucknell I

Average RPI Win: 185

Average RPI Loss: 40

WON-LOST
RECORDWINNING
PCT. RANKLAST 10
GAMESSTRENGTH OF
SCHEDULEOPP. STRENGTH
OF SCHEDULETEAM
RPIADJ.
RPICONF.
RPIADJ CONF.
RPIDIV. I ONLY
DIV. I NON-CONF.14- 4
8- 338
728-2
0- 051
101142
9130
3930
398
88
8

TOTALS

RPI 1-25

RPI 26-50

W-L RECORDS

RPI 51-100

RPI 101-150

RPI 150+

14- 4

0- 2

1- 1

OVERALL

2- 0

1- 1

10- 0

5- 2

0- 1

0- 1

HOME

0- 0

1- 0

4- 0

7- 2

0- 1

0- 0

AWAY

1- 0

0- 1

6- 0

2- 0

0- 0

1- 0

NEUTRAL

1- 0

0- 0

0- 0

8- 3

0- 2

1- 0

NON-CONFERENCE

1- 0

0- 1

6- 0

2- 1

0- 1

0- 0

HOME

0- 0

0- 0

2- 0

4- 2

0- 1

0- 0

AWAY

0- 0

0- 1

4- 0

2- 0

0- 0

1- 0

NEUTRAL

1- 0

0- 0

0- 0

6- 1

0- 0

0- 1

CONFERENCE

1- 0

1- 0

4- 0

3- 1

0- 0

0- 1

HOME

0- 0

1- 0

2- 0

3- 0

0- 0

0- 0

AWAY

1- 0

0- 0

2- 0

0- 0

0- 0

0- 0

NEUTRAL

0- 0

0- 0

0- 0

RPI 1-25

RPI 26-50

Team's RPI: 30

RPI 51-100

RPI 101+

RPI	S	Opponent	Score
3	H	Stanford	55 62
5	A	Oregon	82 102

RPI	S	Opponent	Score
35	N	South Dakota St.	61 55
37	H	Ohio	71 74

RPI	S	Opponent	Score
84	A	Miami (OH)	66 59
100	N	Georgetown	73 64

RPI	S	Opponent	Score
111	H	Northern Ill.	93 64
115	A	Dayton	59 72
155	H	Akron	91 72
179	A	Eastern Mich.	91 84
181	A	UMES	69 63
194	H	Ball St.	77 65
212	H	St. Bonaventure	90 43
236	H	Niagara	88 61
254	A	Dartmouth	75 69
279	A	Canisius	84 66
280	A	Western Mich.	61 59
296	A	Central Conn. St.	82 69

LAST 12 Division I GAMES:

280	A	Western Mich.	61 59	111	H	Northern Ill.	93 64
194	H	Ball St.	77 65	155	H	Akron	91 72
84	A	Miami (OH)	66 59	3	H	Stanford	55 62
179	A	Eastern Mich.	91 84	254	A	Dartmouth	75 69
37	H	Ohio	71 74	115	A	Dayton	59 72
212	H	St. Bonaventure	90 43	279	A	Canisius	84 66

Buffalo

Buffalo

Non-Div I Games:

Buffalo

Loss,
Non-Conf, S Site,
H Home
A Away
N Neutral

Average RPI Win:	169	WON-LOST	WINNING	LAST 10	STRENGTH OF	OPP. STRENGTH	TEAM	ADJ.	CONF.	ADJ CONF.
Average RPI Loss:	42	RECORD	PCT. RANK	GAMES	SCHEDULE	OF SCHEDULE	RPI	RPI	RPI	RPI
DIV. I ONLY	16- 4	30	7-3	115	69	45	45	6	6	
DIV. I NON-CONF.	10- 1	18	0- 0	247	166	48	48	4	4	

TOTALS	RPI 1-25	RPI 26-50	W-L RECORDS	RPI 51-100	RPI 101-150	RPI 150+				
16- 4	0- 1	1- 2	OVERALL	4- 1	1- 0	10- 0				
9- 2	0- 1	0- 1	HOME	1- 0	1- 0	7- 0				
5- 2	0- 0	1- 1	AWAY	2- 1	0- 0	2- 0				
2- 0	0- 0	0- 0	NEUTRAL	1- 0	0- 0	1- 0				
10- 1	0- 0	0- 1	NON-CONFERENCE	1- 0	0- 0	9- 0				
7- 0	0- 0	0- 0	HOME	0- 0	0- 0	7- 0				
1- 1	0- 0	0- 1	AWAY	0- 0	0- 0	1- 0				
2- 0	0- 0	0- 0	NEUTRAL	1- 0	0- 0	1- 0				
6- 3	0- 1	1- 1	CONFERENCE	3- 1	1- 0	1- 0				
2- 2	0- 1	0- 1	HOME	1- 0	1- 0	0- 0				
4- 1	0- 0	1- 0	AWAY	2- 1	0- 0	1- 0				
0- 0	0- 0	0- 0	NEUTRAL	0- 0	0- 0	0- 0				

RPI	S	Opponent	Score	RPI	S	Opponent	Score	Team's RPI: 45	RPI	S	Opponent	Score	RPI	S	Opponent	Score
12	H	Marquette	58 87	34	A	Indiana	46 66		83	A	Creighton	75 43	122	H	St. John's (NY)	66 45
				38	H	DePaul	78 86		85	A	Providence	68 74	155	A	Akron	63 47
				46	A	Villanova	63 55		87	H	Seton Hall	62 59	166	H	Indiana St.	72 49
									93	N	Ohio St.	66 53	179	N	Eastern Mich.	73 63
									100	A	Georgetown	59 50	188	A	Xavier	63 41
													191	H	Illinois St.	58 56
													194	H	Ball St.	64 47
													233	H	Western Ill.	92 51
													268	H	Eastern Ill.	72 37
													297	H	UMass Lowell	89 36
													303	H	Murray St.	86 65

LAST 12 Division I GAMES:																
				83	A	Creighton	75 43		12	H	Marquette	58 87				
				85	A	Providence	68 74		38	H	DePaul	78 86				
				188	A	Xavier	63 41		46	A	Villanova	63 55				
				122	H	St. John's (NY)	66 45		179	N	Eastern Mich.	73 63				
				87	H	Seton Hall	62 59		93	N	Ohio St.	66 53				
				100	A	Georgetown	59 50		166	H	Indiana St.	72 49				

Non-Div I Games:

Butler

Average RPI Win:	256	WON-LOST	WINNING	LAST 10	STRENGTH OF	OPP. STRENGTH	TEAM	ADJ.	CONF.	ADJ CONF.
Average RPI Loss:	216	RECORD	PCT. RANK	GAMES	SCHEDULE	OF SCHEDULE	RPI	RPI	RPI	RPI
DIV. I ONLY	6- 12	256	4-6	318	297	284	284	30	30	
DIV. I NON-CONF.	2- 9	297	0- 0	288	271	315	315	30	30	

TOTALS	RPI 1-25	RPI 26-50	W-L RECORDS	RPI 51-100	RPI 101-150	RPI 150+				
6- 12	0- 0	0- 1	OVERALL	1- 0	0- 0	5- 11				
2- 3	0- 0	0- 0	HOME	1- 0	0- 0	1- 3				
4- 9	0- 0	0- 1	AWAY	0- 0	0- 0	4- 8				
0- 0	0- 0	0- 0	NEUTRAL	0- 0	0- 0	0- 0				
2- 9	0- 0	0- 1	NON-CONFERENCE	1- 0	0- 0	1- 8				
1- 1	0- 0	0- 0	HOME	1- 0	0- 0	0- 1				
1- 8	0- 0	0- 1	AWAY	0- 0	0- 0	1- 7				
0- 0	0- 0	0- 0	NEUTRAL	0- 0	0- 0	0- 0				
4- 3	0- 0	0- 0	CONFERENCE	0- 0	0- 0	4- 3				
1- 2	0- 0	0- 0	HOME	0- 0	0- 0	1- 2				
3- 1	0- 0	0- 0	AWAY	0- 0	0- 0	3- 1				
0- 0	0- 0	0- 0	NEUTRAL	0- 0	0- 0	0- 0				

RPI 1-25	RPI 26-50	RPI 51-100	RPI 101+	Team's RPI: 284
RPI S Opponent Score	RPI S Opponent Score	RPI S Opponent Score	RPI S Opponent Score	
	41 A Oregon St. 52 92	90 H Wright St. 76 74	156 A UC Irvine 78 85	
			171 H New Mexico St. 59 61	
			183 A North Texas 59 71	
			184 H UC Riverside 67 79	
			195 A UMKC 67 57	
			196 A SMU 43 49	
			214 A Cal St. Fullerton 56 64	
			247 H UTRGV 68 63	
			259 A Utah Valley 70 78	
			269 A UTEP 47 53	
			285 H California Baptist 45 68	
			310 A Omaha 46 53	
			319 A UC Santa Barbara 56 48	
			328 A San Jose St. 72 82	
			339 A Seattle U 70 60	
			346 A Chicago St. 67 56	
LAST 12 Division I GAMES:				
	195 A UMKC 67 57	285 H California Baptist 45 68		
	171 H New Mexico St. 59 61	346 A Chicago St. 67 56		
	247 H UTRGV 68 63	41 A Oregon St. 52 92		
	259 A Utah Valley 70 78	183 A North Texas 59 71		
	339 A Seattle U 70 60	196 A SMU 43 49		
	184 H UC Riverside 67 79	310 A Omaha 46 53		

Non-Div I Games: Whittier 74 46 Westcliff 91 37

Average RPI Win:	243	WON-LOST	WINNING	LAST 10	STRENGTH OF	OPP. STRENGTH	TEAM	ADJ.	CONF.	ADJ CONF.
Average RPI Loss:	67	RECORD	PCT. RANK	GAMES	SCHEDULE	OF SCHEDULE	RPI	RPI	RPI	RPI
DIV. I ONLY	10- 10	169	6-4	177	91	157	157	22	22	
DIV. I NON-CONF.	6- 8	199	0- 1	140	29	164	164	21	21	

TOTALS	RPI 1-25	RPI 26-50	W-L RECORDS	RPI 51-100	RPI 101-150	RPI 150+				
10- 10	0- 2	0- 2	OVERALL	0- 3	1- 2	9- 1				
6- 3	0- 0	0- 0	HOME	0- 2	1- 1	5- 0				
4- 7	0- 2	0- 2	AWAY	0- 1	0- 1	4- 1				
0- 0	0- 0	0- 0	NEUTRAL	0- 0	0- 0	0- 0				
6- 8	0- 2	0- 2	NON-CONFERENCE	0- 2	1- 2	5- 0				
4- 2	0- 0	0- 0	HOME	0- 1	1- 1	3- 0				
2- 6	0- 2	0- 2	AWAY	0- 1	0- 1	2- 0				
0- 0	0- 0	0- 0	NEUTRAL	0- 0	0- 0	0- 0				
4- 2	0- 0	0- 0	CONFERENCE	0- 1	0- 0	4- 1				
2- 1	0- 0	0- 0	HOME	0- 1	0- 0	2- 0				
2- 1	0- 0	0- 0	AWAY	0- 0	0- 0	2- 1				
0- 0	0- 0	0- 0	NEUTRAL	0- 0	0- 0	0- 0				

RPI	S	Opponent	Score	RPI	S	Opponent	Score	RPI	S	Opponent	Score	RPI	S	Opponent	Score	Team's RPI: 157
3	A	Stanford	43 69	28	A	Cal i forn i a	42 67	57	H	Harvard	55 75	105	H	Washington St.	65 52	
16	A	Drake	63 73	49	A	Southern Cal i forn i a	42 58	61	A	Bo i se St.	63 74	107	A	Idaho	73 88	
								74	H	UC Davi s	49 60	116	H	Loyol a Marymount	53 72	
												152	A	Santa Clara	53 38	
												156	A	UC Irvi ne	61 65	
												184	H	UC Ri versi de	69 56	
												220	H	San Di ego St.	77 74	
												246	A	Hawai i	49 29	
												276	A	Long Beach St.	51 37	
												285	H	Cal i forn i a Bapti st	73 67	
												310	A	Omaha	64 52	
												319	H	UC Santa Barbara	73 65	
												328	H	San Jose St.	76 40	

LAST 12 Di vi si on I GAMES:																
74	H	UC Davi s	49 60	57	H	Harvard	55 75									
184	H	UC Ri versi de	69 56	276	A	Long Beach St.	51 37									
246	A	Hawai i	49 29	328	H	San Jose St.	76 40									
156	A	UC Irvi ne	61 65	49	A	Southern Cal i forn i a	42 58									
319	H	UC Santa Barbara	73 65	220	H	San Di ego St.	77 74									
3	A	Stanford	43 69	116	H	Loyol a Marymount	53 72									

Non-Di v I Games:

CSUN

Average RPI Win: 282
Average RPI Loss: 163

WON-LOST
RECORD

WINNING
PCT. RANK

LAST 10
GAMES

STRENGTH OF
SCHEDULE

OPP. STRENGTH
OF SCHEDULE

TEAM
RPI

ADJ.
RPI

CONF.
RPI

ADJ CONF.
RPI

DIV. I ONLY	3- 13	319	3-7	247	204	318	318	22	22
DIV. I NON-CONF.	2- 8	293	0- 0	264	74	301	301	21	21
<hr/>									
TOTALS	RPI 1-25	RPI 26-50	W-L RECORDS	RPI 51-100	RPI 101-150	RPI 150+			
3- 13	0- 0	0- 3	OVERALL	0- 0	0- 1	3- 9			
2- 5	0- 0	0- 1	HOME	0- 0	0- 0	2- 4			
1- 7	0- 0	0- 2	AWAY	0- 0	0- 1	1- 4			
0- 1	0- 0	0- 0	NEUTRAL	0- 0	0- 0	0- 1			
2- 8	0- 0	0- 3	NON-CONFERENCE	0- 0	0- 1	2- 4			
1- 3	0- 0	0- 1	HOME	0- 0	0- 0	1- 2			
1- 4	0- 0	0- 2	AWAY	0- 0	0- 1	1- 1			
0- 1	0- 0	0- 0	NEUTRAL	0- 0	0- 0	0- 1			
1- 5	0- 0	0- 0	CONFERENCE	0- 0	0- 0	1- 5			
1- 2	0- 0	0- 0	HOME	0- 0	0- 0	1- 2			
0- 3	0- 0	0- 0	AWAY	0- 0	0- 0	0- 3			
0- 0	0- 0	0- 0	NEUTRAL	0- 0	0- 0	0- 0			

RPI 1-25				RPI 26-50				RPI 51-100				RPI 101+ Team's RPI: 318			
RPI	S	Opponent	Score	RPI	S	Opponent	Score	RPI	S	Opponent	Score	RPI	S	Opponent	Score
				41	A	Oregon St.	54 79					125	A	Fresno St.	58 76
				42	A	UCLA	35 81					153	H	Pepperdine	63 70
				48	H	Saint Mary's (CA)	51 69					156	A	UC Irvine	57 73
												156	H	UC Irvine	59 75
												180	H	Illinois	51 74
												189	H	Eastern Wash.	59 55
												214	A	Cal St. Fullerton	64 78
												228	A	Sacramento St.	85 88
												246	H	Hawaii	54 71
												251	N	San Francisco	62 65
												276	A	Long Beach St.	58 61
												319	H	UC Santa Barbara	75 67
												339	A	Seattle U	60 50
<hr/>															
LAST 12 Division I GAMES:															
214	A	Cal St. Fullerton	64 78	156	A	UC Irvine	57 73								
276	A	Long Beach St.	58 61	246	H	Hawaii	54 71								
319	H	UC Santa Barbara	75 67	48	H	Saint Mary's (CA)	51 69								
156	H	UC Irvine	59 75	189	H	Eastern Wash.	59 55								
42	A	UCLA	35 81	153	H	Pepperdine	63 70								
339	A	Seattle U	60 50	180	H	Illinois	51 74								

Non-Div I Games: Academy of Art 87 65

Cal Poly

Loss, Non-Conf, S Site, H Home A Away N Neutral

Average RPI Win:	286	WON-LOST	WINNING	LAST 10	STRENGTH OF	OPP. STRENGTH	TEAM	ADJ.	CONF.	ADJ CONF.
Average RPI Loss:	123	RECORD	PCT. RANK	GAMES	SCHEDULE	OF SCHEDULE	RPI	RPI	RPI	RPI
DIV. I ONLY	10- 7	121	7-3	321	221	214	214	22	22	
DIV. I NON-CONF.	7- 5	132	0- 0	321	234	230	230	21	21	

TOTALS	RPI 1-25	RPI 26-50	W-L RECORDS	RPI 51-100	RPI 101-150	RPI 150+				
10- 7	0- 0	0- 0	OVERALL	0- 3	0- 2	10- 2				
5- 4	0- 0	0- 0	HOME	0- 2	0- 0	5- 2				
5- 3	0- 0	0- 0	AWAY	0- 1	0- 2	5- 0				
0- 0	0- 0	0- 0	NEUTRAL	0- 0	0- 0	0- 0				
7- 5	0- 0	0- 0	NON-CONFERENCE	0- 1	0- 2	7- 2				
3- 3	0- 0	0- 0	HOME	0- 1	0- 0	3- 2				
4- 2	0- 0	0- 0	AWAY	0- 0	0- 2	4- 0				
0- 0	0- 0	0- 0	NEUTRAL	0- 0	0- 0	0- 0				
3- 2	0- 0	0- 0	CONFERENCE	0- 2	0- 0	3- 0				
2- 1	0- 0	0- 0	HOME	0- 1	0- 0	2- 0				
1- 1	0- 0	0- 0	AWAY	0- 1	0- 0	1- 0				
0- 0	0- 0	0- 0	NEUTRAL	0- 0	0- 0	0- 0				

RPI 1-25				RPI 26-50				RPI 51-100				RPI 101+ Team's RPI: 214						
RPI	S	Opponent	Score	RPI	S	Opponent	Score	RPI	S	Opponent	Score	RPI	S	Opponent	Score			
								73	H	Paci fi c	64	72		120	A	Washi ngton	74	83
								74	A	UC Davi s	51	75		149	A	Portl and	74	83
								74	H	UC Davi s	39	75		152	H	Santa Cla ra	60	64
														220	H	San Diego St.	72	83
														246	H	Hawai i	72	68
														250	A	Col umbi a	61	58
														254	H	Dartmouth	67	62
														259	H	Utah Valley	56	55
														284	H	CSU Bakersfi el d	64	56
														285	A	Cal i forni a Baptist	79	65
														305	A	Saint Peter' s	69	45
														318	H	Cal Poly	78	64
														319	A	UC Santa Barbara	59	52
														339	A	Seattle U	57	54
LAST 12 Division I GAMES:																		
318	H	Cal Poly	78	64	74	H	UC Davi s	39	75									
74	A	UC Davi s	51	75	319	A	UC Santa Barbara	59	52									
246	H	Hawai i	72	68	250	A	Col umbi a	61	58									
259	H	Utah Valley	56	55	284	H	CSU Bakersfi el d	64	56									
73	H	Paci fi c	64	72	254	H	Dartmouth	67	62									
305	A	Saint Peter' s	69	45	149	A	Portl and	74	83									

Non-Div I Games: Antelope Valley 77 65

Cal St. Fullerton

Average RPI	Win:	124	WON-LOST	WINNING	LAST 10	STRENGTH OF	OPP. STRENGTH	TEAM	ADJ.	CONF.	ADJ CONF.
Average RPI	Loss:	36	RECORD	PCT. RANK	GAMES	SCHEDULE	OF SCHEDULE	RPI	RPI	RPI	RPI
DIV. I ONLY		13- 6		75	4-6	30	10	28	28	2	2
DIV. I NON-CONF.		9- 2		43	0- 0	24	47	16	16	2	2

TOTALS	RPI 1-25		RPI 26-50		W-L RECORDS	RPI 51-100		RPI 101-150		RPI 150+	
13- 6	1- 2		2- 2		OVERALL	3- 2		4- 0		3- 0	
6- 3	0- 1		1- 1		HOME	1- 1		2- 0		2- 0	
5- 3	1- 1		1- 1		AWAY	1- 1		1- 0		1- 0	
2- 0	0- 0		0- 0		NEUTRAL	1- 0		1- 0		0- 0	
9- 2	1- 1		1- 0		NON-CONFERENCE	3- 1		1- 0		3- 0	
3- 2	0- 1		0- 0		HOME	1- 1		0- 0		2- 0	
4- 0	1- 0		1- 0		AWAY	1- 0		0- 0		1- 0	
2- 0	0- 0		0- 0		NEUTRAL	1- 0		1- 0		0- 0	
4- 4	0- 1		1- 2		CONFERENCE	0- 1		3- 0		0- 0	
3- 1	0- 0		1- 1		HOME	0- 0		2- 0		0- 0	
1- 3	0- 1		0- 1		AWAY	0- 1		1- 0		0- 0	
0- 0	0- 0		0- 0		NEUTRAL	0- 0		0- 0		0- 0	

RPI 1-25				RPI 26-50				RPI 51-100				RPI 101+			
RPI	S	Opponent	Score	RPI	S	Opponent	Score	RPI	S	Opponent	Score	RPI	S	Opponent	Score
7	H	UConn	66 76	29	A	Utah	74 87	57	H	Harvard	79 85	105	H	Washington St.	77 63
15	A	Ari zona St.	61 62	42	H	UCLA	79 84	65	A	Ari zona	55 60	117	N	Tulane	65 57
25	A	BYU	70 52	48	A	Saint Mary's (CA)	81 78	73	N	Paci fi c	81 69	120	H	Washington	79 70
				49	H	Southern Cal i forni a	66 59	97	H	Houston	80 79	139	A	Colorado	80 60
								99	A	Penn St.	75 58	157	H	CSUN	67 42
												261	A	San Di ego	70 53
												319	H	UC Santa Barbara	69 45

LAST 12 Division I GAMES:															
120	H	Washington	79 70	139	A	Colorado	80 60								
105	H	Washington St.	77 63	29	A	Utah	74 87								
15	A	Ari zona St.	61 62	57	H	Harvard	79 85								
65	A	Ari zona	55 60	7	H	UConn	66 76								
49	H	Southern Cal i forni a	66 59	319	H	UC Santa Barbara	69 45								
42	H	UCLA	79 84	48	A	Saint Mary's (CA)	81 78								

Non-Div I Games:

Cal i forni a

Average RPI Win:	282	WON-LOST	WINNING	LAST 10	STRENGTH OF	OPP. STRENGTH	TEAM	ADJ.	CONF.	ADJ CONF.
Average RPI Loss:	190	RECORD	PCT. RANK	GAMES	SCHEDULE	OF SCHEDULE	RPI	RPI	RPI	RPI

DIV. I ONLY	5- 10	256	6-4	305	308	285	285	30	30
DIV. I NON-CONF.	3- 6	241	0- 0	253	249	262	262	30	30

TOTALS	RPI 1-25	RPI 26-50	W-L RECORDS	RPI 51-100	RPI 101-150	RPI 150+			
5- 10	0- 1	0- 0	OVERALL	0- 1	0- 0	5- 8			
2- 3	0- 0	0- 0	HOME	0- 1	0- 0	2- 2			
3- 6	0- 0	0- 0	AWAY	0- 0	0- 0	3- 6			
0- 1	0- 1	0- 0	NEUTRAL	0- 0	0- 0	0- 0			
3- 6	0- 1	0- 0	NON-CONFERENCE	0- 1	0- 0	3- 4			
1- 2	0- 0	0- 0	HOME	0- 1	0- 0	1- 1			
2- 3	0- 0	0- 0	AWAY	0- 0	0- 0	2- 3			
0- 1	0- 1	0- 0	NEUTRAL	0- 0	0- 0	0- 0			
2- 4	0- 0	0- 0	CONFERENCE	0- 0	0- 0	2- 4			
1- 1	0- 0	0- 0	HOME	0- 0	0- 0	1- 1			
1- 3	0- 0	0- 0	AWAY	0- 0	0- 0	1- 3			
0- 0	0- 0	0- 0	NEUTRAL	0- 0	0- 0	0- 0			

RPI 1-25				RPI 26-50				RPI 51-100				RPI 101+ Team's RPI: 285			
RPI S	Opponent	Score		RPI S	Opponent	Score		RPI S	Opponent	Score		RPI S	Opponent	Score	
25 N	BYU	69	76					95 H	Idaho St.	57	72	157 A	CSUN	67	73
												171 A	New Mexico St.	69	76
												184 H	UC Riverside	65	57
												195 H	UMKC	74	78
												214 H	Cal St. Fullerton	65	79
												220 A	San Diego St.	67	83
												240 A	Northern Ari z.	88	91
												247 A	UTRGV	56	60
												276 A	Long Beach St.	85	83
												284 A	CSU Bakersfi eld	68	45
												319 A	UC Santa Barbara	76	64
												338 A	Grand Canyon	71	75
												346 H	Chi cago St.	89	52
LAST 12 Division I GAMES:															
346 H	Chi cago St.	89	52	338 A	Grand Canyon	71	75								
195 H	UMKC	74	78	284 A	CSU Bakersfi eld	68	45								
247 A	UTRGV	56	60	157 A	CSUN	67	73								
171 A	New Mexico St.	69	76	25 N	BYU	69	76								
319 A	UC Santa Barbara	76	64	220 A	San Di ego St.	67	83								
184 H	UC Ri versi de	65	57	240 A	Northern Ari z.	88	91								

Non-Di v I Games: La Sierra 91 44 Notre Dame de Namur 80 47 Fresno Paci fi c 93 71 Westcl i ff 133 43 Cal i forn i a Bapt i st

Average RPI Win: 299

Average RPI Loss: 171

WON-LOST
RECORDWINNING
PCT. RANKLAST 10
GAMESSTRENGTH OF
SCHEDULEOPP. STRENGTH
OF SCHEDULETEAM
RPIADJ.
RPICONF.
RPIADJ CONF.
RPIDIV. I ONLY
DIV. I NON-CONF.9- 8
6- 3146
914-6
1- 0310
318325
317258
212258
21228
2928
29

TOTALS

RPI 1-25

RPI 26-50

W-L RECORDS

RPI 51-100

RPI 101-150

RPI 150+

9- 8

0- 0

0- 0

OVERALL

0- 2

0- 2

9- 4

4- 5

0- 0

0- 0

HOME

0- 1

0- 1

4- 3

4- 3

0- 0

0- 0

AWAY

0- 1

0- 1

4- 1

1- 0

0- 0

0- 0

NEUTRAL

0- 0

0- 0

1- 0

6- 3

0- 0

0- 0

NON-CONFERENCE

0- 2

0- 0

6- 1

2- 2

0- 0

0- 0

HOME

0- 1

0- 0

2- 1

3- 1

0- 0

0- 0

AWAY

0- 1

0- 0

3- 0

1- 0

0- 0

0- 0

NEUTRAL

0- 0

0- 0

1- 0

3- 5

0- 0

0- 0

CONFERENCE

0- 0

0- 2

3- 3

2- 3

0- 0

0- 0

HOME

0- 0

0- 1

2- 2

1- 2

0- 0

0- 0

AWAY

0- 0

0- 1

1- 1

0- 0

0- 0

0- 0

NEUTRAL

0- 0

0- 0

0- 0

RPI 1-25

RPI 26-50

RPI 51-100

RPI 101+

Team's RPI: 258

RPI S Opponent Score

RPI S Opponent Score

RPI S Opponent Score

RPI S Opponent Score

66 H Old Dominion 59 83
80 A Boston College 56 76126 H Radford 52 56
142 A High Point 60 65
187 H Hampton 52 46
198 A UNC Asheville 52 60
235 H Gardner-Webb 38 52
242 H Howard 64 69
271 A Norfolk St. 57 49
278 H Winthrop 46 59
292 H Col. of Charleston 66 65
310 N Omaha 65 52
316 H UNC Greensboro 53 49
320 A FIU 59 54
327 H Presbyterian 51 46
333 A Western Caro. 63 37
336 A Charleston So. 60 58

LAST 12 Division I GAMES:

142 A High Point 60 65 320 A FIU 59 54
187 H Hampton 52 46 126 H Radford 52 56
278 H Winthrop 46 59 327 H Presbyterian 51 46
198 A UNC Asheville 52 60 80 A Boston College 56 76
336 A Charleston So. 60 58 242 H Howard 64 69
235 H Gardner-Webb 38 52 316 H UNC Greensboro 53 49

Non-Div I Games:

William Peace

65 36

Columbia (SC)

93 46

Campbel I

Loss, Non-Conf, S Site, H Home A Away N Neutral

Average RPI Win:	289	WON-LOST	WINNING	LAST 10	STRENGTH OF	OPP. STRENGTH	TEAM	ADJ.	CONF.	ADJ CONF.
Average RPI Loss:	173	RECORD	PCT. RANK	GAMES	SCHEDULE	OF SCHEDULE	RPI	RPI	RPI	RPI
DIV. I ONLY	7- 12	243	6-4	287	254	279	279	27	27	
DIV. I NON-CONF.	2- 9	297	0- 0	256	230	317	317	28	28	

TOTALS	RPI 1-25	RPI 26-50	W-L RECORDS	RPI 51-100	RPI 101-150	RPI 150+				
7- 12	0- 0	0- 1	OVERALL	0- 2	0- 1	7- 8				
3- 7	0- 0	0- 1	HOME	0- 2	0- 1	3- 3				
4- 5	0- 0	0- 0	AWAY	0- 0	0- 0	4- 5				
0- 0	0- 0	0- 0	NEUTRAL	0- 0	0- 0	0- 0				
2- 9	0- 0	0- 1	NON-CONFERENCE	0- 1	0- 1	2- 6				
1- 5	0- 0	0- 1	HOME	0- 1	0- 1	1- 2				
1- 4	0- 0	0- 0	AWAY	0- 0	0- 0	1- 4				
0- 0	0- 0	0- 0	NEUTRAL	0- 0	0- 0	0- 0				
5- 3	0- 0	0- 0	CONFERENCE	0- 1	0- 0	5- 2				
2- 2	0- 0	0- 0	HOME	0- 1	0- 0	2- 1				
3- 1	0- 0	0- 0	AWAY	0- 0	0- 0	3- 1				
0- 0	0- 0	0- 0	NEUTRAL	0- 0	0- 0	0- 0				

RPI	S	Opponent	Score	RPI	S	Opponent	Score	RPI	S	Opponent	Score	RPI	S	Opponent	Score	Team's RPI: 279
30	H	Buffalo	66 84	67	H	Quinnipiac	42 55	114	H	Youngstown St.	36 62	154	H	Marist	66 71	
				84	H	Miami (OH)	59 62	155	A	Akron	53 62	212	A	St. Bonaventure	94 100	
								223	A	Rider	62 49	229	H	Bowling Green	53 74	
								232	A	Colgate	53 67	245	A	Monmouth	61 67	
								247	H	UTRGV	53 57	256	A	Albany (NY)	48 42	
								274	H	Vermont	67 46	302	A	Oakland	60 71	
								305	A	Saint Peter's	75 62	309	H	Fairfield	53 50	
								329	A	Iona	48 40	330	H	Manhattan	47 44	

LAST 12 Division I GAMES:																
67	H	Quinnipiac	42 55	223	A	Rider	62 49									
309	H	Fairfield	53 50	245	A	Monmouth	61 67									
305	A	Saint Peter's	75 62	274	H	Vermont	67 46									
329	A	Iona	48 40	155	A	Akron	53 62									
154	H	Marist	66 71	229	H	Bowling Green	53 74									
330	H	Manhattan	47 44	30	H	Buffalo	66 84									

Non-Div I Games:

Canisius

Average RPI Win: 327

Average RPI Loss: 167

WON-LOST
RECORDWINNING
PCT. RANKLAST 10
GAMESSTRENGTH OF
SCHEDULEOPP. STRENGTH
OF SCHEDULETEAM
RPIADJ.
RPICONF.
RPIADJ CONF.
RPIDIV. I ONLY
DIV. I NON-CONF.3- 11
1- 5311
3113-7
0- 0281
239272
162298
278298
27826
2326
23

TOTALS

RPI 1-25

RPI 26-50

W-L RECORDS

RPI 51-100

RPI 101-150

RPI 150+

3- 11

0- 1

0- 1

OVERALL

0- 1

0- 2

3- 6

1- 3

0- 0

0- 0

HOME

0- 0

0- 1

1- 2

2- 8

0- 1

0- 1

AWAY

0- 1

0- 1

2- 4

0- 0

0- 0

0- 0

NEUTRAL

0- 0

0- 0

0- 0

1- 5

0- 1

0- 1

NON-CONFERENCE

0- 0

0- 2

1- 1

0- 1

0- 0

0- 0

HOME

0- 0

0- 1

0- 0

1- 4

0- 1

0- 1

AWAY

0- 0

0- 1

1- 1

0- 0

0- 0

0- 0

NEUTRAL

0- 0

0- 0

0- 0

2- 6

0- 0

0- 0

CONFERENCE

0- 1

0- 0

2- 5

1- 2

0- 0

0- 0

HOME

0- 0

0- 0

1- 2

1- 4

0- 0

0- 0

AWAY

0- 1

0- 0

1- 3

0- 0

0- 0

0- 0

NEUTRAL

0- 0

0- 0

0- 0

RPI 1-25

RPI 26-50

RPI 51-100

RPI 101+

Team's RPI: 298

RPI	S	Opponent	Score
19	A	Texas A&M	27 84

RPI	S	Opponent	Score
43	A	Kansas St.	54 70

RPI	S	Opponent	Score
68	A	Lamar University	37 57

RPI	S	Opponent	Score
135	H	South Alabama	50 58
136	A	Oklahoma	52 65
173	A	Abilene Christian	70 77
202	H	Nicholls St.	60 64
216	A	Sam Houston St.	62 66
267	A	Southeastern La.	53 62
273	H	A&M-Corpus Christi	65 73
304	H	Incarinate Word	74 43
306	A	Jackson St.	56 65
326	A	New Orleans	62 60
350	A	Alcorn	57 46

LAST 12 Division I GAMES:

202	H	Nicholls St.	60 64	173	A	Abilene Christian	70 77
304	H	Incarinate Word	74 43	326	A	New Orleans	62 60
68	A	Lamar University	37 57	43	A	Kansas St.	54 70
216	A	Sam Houston St.	62 66	19	A	Texas A&M	27 84
267	A	Southeastern La.	53 62	136	A	Oklahoma	52 65
273	H	A&M-Corpus Christi	65 73	350	A	Alcorn	57 46

Non-Div I Games:

Central Baptist

55 34

Crowley's Ridge

91 33

Williams Baptist

70 35

Hendrix

72 40
Central Ark.

Average RPI Win:	299	WON-LOST	WINNING	LAST 10	STRENGTH OF	OPP. STRENGTH	TEAM	ADJ.	CONF.	ADJ CONF.
Average RPI Loss:	185	RECORD	PCT. RANK	GAMES	SCHEDULE	OF SCHEDULE	RPI	RPI	RPI	RPI
DIV. I ONLY	5- 13	280	2-8	276	299	296	296	31	31	
DIV. I NON-CONF.	3- 7	256	0- 0	134	186	216	216	31	31	

TOTALS	RPI 1-25	RPI 26-50	W-L RECORDS	RPI 51-100	RPI 101-150	RPI 150+				
5- 13	0- 1	0- 1	OVERALL	0- 1	0- 2	5- 8				
3- 5	0- 0	0- 1	HOME	0- 1	0- 1	3- 2				
2- 8	0- 1	0- 0	AWAY	0- 0	0- 1	2- 6				
0- 0	0- 0	0- 0	NEUTRAL	0- 0	0- 0	0- 0				
3- 7	0- 1	0- 1	NON-CONFERENCE	0- 1	0- 2	3- 2				
1- 3	0- 0	0- 1	HOME	0- 1	0- 1	1- 0				
2- 4	0- 1	0- 0	AWAY	0- 0	0- 1	2- 2				
0- 0	0- 0	0- 0	NEUTRAL	0- 0	0- 0	0- 0				
2- 6	0- 0	0- 0	CONFERENCE	0- 0	0- 0	2- 6				
2- 2	0- 0	0- 0	HOME	0- 0	0- 0	2- 2				
0- 4	0- 0	0- 0	AWAY	0- 0	0- 0	0- 4				
0- 0	0- 0	0- 0	NEUTRAL	0- 0	0- 0	0- 0				

RPI 1-25				RPI 26-50				RPI 51-100				RPI 101+ Team's RPI: 296			
RPI	S	Opponent	Score	RPI	S	Opponent	Score	RPI	S	Opponent	Score	RPI	S	Opponent	Score
14	A	Rutgers	44 73	30	H	Buffalo	69 82	91	H	Hartford	52 54	106	A	Yale	46 58
												131	H	Lehigh	62 88
												199	A	Massachusetts	59 74
												206	A	Brown	63 68
												222	H	Robert Morris	57 64
												224	A	Sacred Heart	61 66
												230	A	Mt. St. Mary's	53 84
												241	H	Saint Francis (PA)	73 62
												256	A	Albany (NY)	60 53
												289	A	Bryant	60 72
												321	A	Morgan St.	60 36
												324	H	Wagner	63 75
												325	H	New Hampshire	56 47
												342	A	Fairleigh Dickinson	67 74
												351	H	LIU Brooklyn	63 57
LAST 12 Division I GAMES:															
222	H	Robert Morris	57 64	351	H	LIU Brooklyn	63 57								
241	H	Saint Francis (PA)	73 62	289	A	Bryant	60 72								
230	A	Mt. St. Mary's	53 84	91	H	Hartford	52 54								
342	A	Fairleigh Dickinson	67 74	106	A	Yale	46 58								
324	H	Wagner	63 75	325	H	New Hampshire	56 47								
224	A	Sacred Heart	61 66	256	A	Albany (NY)	60 53								

Non-Div I Games:

Central Conn. St.

C
e
n
t
r
a
l
M
i
c
h
.

Central Mich.				Through Games Of Jan. 28, 2019							
Average RPI	Win:	131	WON-LOST	WINNING	LAST 10	STRENGTH OF	OPP. STRENGTH	TEAM	ADJ.	CONF.	ADJ CONF.
Average RPI	Loss:	65	RECORD	PCT. RANK	GAMES	SCHEDULE	OF SCHEDULE	RPI	RPI	RPI	RPI
DIV. I ONLY			14- 5	54	6-4	33	52	24	24	8	8
DIV. I NON-CONF.			9- 3	61	0- 0	86	6	37	37	8	8

TOTALS		RPI 1-25	RPI 26-50		W-L RECORDS		RPI 51-100	RPI 101-150		RPI 150+	
14- 5		1- 1	2- 1		OVERALL		2- 2	4- 1		5- 0	
5- 3		1- 1	0- 1		HOME		0- 1	1- 0		3- 0	
8- 1		0- 0	2- 0		AWAY		2- 1	2- 0		2- 0	
1- 1		0- 0	0- 0		NEUTRAL		0- 0	1- 1		0- 0	
9- 3		1- 1	1- 1		NON-CONFERENCE		1- 0	3- 1		3- 0	
3- 2		1- 1	0- 1		HOME		0- 0	1- 0		1- 0	
5- 0		0- 0	1- 0		AWAY		1- 0	1- 0		2- 0	
1- 1		0- 0	0- 0		NEUTRAL		0- 0	1- 1		0- 0	
5- 2		0- 0	1- 0		CONFERENCE		1- 2	1- 0		2- 0	
2- 1		0- 0	0- 0		HOME		0- 1	0- 0		2- 0	
3- 1		0- 0	1- 0		AWAY		1- 1	1- 0		0- 0	
0- 0		0- 0	0- 0		NEUTRAL		0- 0	0- 0		0- 0	

RPI 1-25				Team's RPI: 24				RPI 26-50				RPI 51-100				RPI 101+			
RPI	S	Opponent	Score	RPI	S	Opponent	Score	RPI	S	Opponent	Score	RPI	S	Opponent	Score	RPI	S	Opponent	Score
4	H	Louisville	68 72	26	A	Miami (FL)	90 80	67	A	Quinnipiac	67 52	103	A	Virginia	74 61				
17	H	UCF	75 68	35	H	South Dakota St.	71 80	84	H	Miami (OH)	67 70	111	A	Northern Ill.	89 66				
				37	A	Ohio	88 70	86	A	Toledo	59 62	117	N	Tulane	57 68				
								89	A	Kent St.	82 75	121	H	Western Ky.	108 90				
												124	N	Chattanooga	73 50				
												155	H	Akron	94 71				
												167	A	Vanderbilt	66 57				
												179	H	Eastern Mich.	71 61				
												302	H	Oakland	104 61				
												329	A	Lona	82 39				
LAST 12 Division I GAMES:																			
				89	A	Kent St.	82 75	179	H	Eastern Mich.	71 61								
				84	H	Miami (OH)	67 70	86	A	Toledo	59 62								
				111	A	Northern Ill.	89 66	117	N	Tulane	57 68								
				37	A	Ohio	88 70	4	H	Louisville	68 72								
				155	H	Akron	94 71	167	A	Vanderbilt	66 57								
				26	A	Miami (FL)	90 80	67	A	Quinnipiac	67 52								

Non-Div I Games:

Central Mich.

C
e
n
t
r
a
l
M
i
c
h
.

Average RPI Win:	345	WON-LOST	WINNING	LAST 10	STRENGTH OF	OPP. STRENGTH	TEAM	ADJ.	CONF.	ADJ CONF.
Average RPI Loss:	205	RECORD	PCT. RANK	GAMES	SCHEDULE	OF SCHEDULE	RPI	RPI	RPI	RPI

DIV. I ONLY	2- 13	331	3-7	295	335	336	336	28	28
DIV. I NON-CONF.	0- 8	336	0- 0	295	308	348	348	29	29

TOTALS	RPI 1-25	RPI 26-50	W-L RECORDS	RPI 51-100	RPI 101-150	RPI 150+			
2- 13	0- 0	0- 0	OVERALL	0- 0	0- 5	2- 8			
0- 6	0- 0	0- 0	HOME	0- 0	0- 3	0- 3			
2- 7	0- 0	0- 0	AWAY	0- 0	0- 2	2- 5			
0- 0	0- 0	0- 0	NEUTRAL	0- 0	0- 0	0- 0			
0- 8	0- 0	0- 0	NON-CONFERENCE	0- 0	0- 3	0- 5			
0- 3	0- 0	0- 0	HOME	0- 0	0- 2	0- 1			
0- 5	0- 0	0- 0	AWAY	0- 0	0- 1	0- 4			
0- 0	0- 0	0- 0	NEUTRAL	0- 0	0- 0	0- 0			
2- 5	0- 0	0- 0	CONFERENCE	0- 0	0- 2	2- 3			
0- 3	0- 0	0- 0	HOME	0- 0	0- 1	0- 2			
2- 2	0- 0	0- 0	AWAY	0- 0	0- 1	2- 1			
0- 0	0- 0	0- 0	NEUTRAL	0- 0	0- 0	0- 0			

RPI 1-25	RPI 26-50	RPI 51-100	RPI 101+	Team's RPI: 336
RPI S Opponent Score	RPI S Opponent Score	RPI S Opponent Score	RPI S Opponent Score	
			123 H Tennessee Tech	55 77
			126 H Radford	41 67
			128 H Davi dson	34 72
			130 A Georgia	75 83
			142 A Hi gh Point	64 71
			187 H Hampton	66 74
			208 A Florida	60 70
			211 H Jacksonville	58 68
			258 H Campbel l	58 60
			278 A Wi nthrop	52 57
			291 A North Florida	76 82
			292 A Col. of Charleston	52 79
			293 A South Carolina St.	58 67
			341 A USC Upstate	78 75
			348 A Longwood	81 74
LAST 12 Division I GAMES:				
126 H Radford	41 67	142 A Hi gh Point	64 71	
348 A Longwood	81 74	341 A USC Upstate	78 75	
258 H Campbel l	58 60	292 A Col. of Charleston	52 79	
278 A Wi nthrop	52 57	130 A Georgia	75 83	
187 H Hampton	66 74	291 A North Florida	76 82	
208 A Florida	60 70	211 H Jacksonville	58 68	

Non-Div I Games: Converse 101 50 Col umbi a (SC) 89 57 Erski ne 74 50

Charleston So.

Average RPI Win:	224	WON-LOST	WINNING	LAST 10	STRENGTH OF	OPP. STRENGTH	TEAM	ADJ.	CONF.	ADJ CONF.
Average RPI Loss:	151	RECORD	PCT. RANK	GAMES	SCHEDULE	OF SCHEDULE	RPI	RPI	RPI	RPI
DIV. I ONLY	12- 8	117	5-5	229	175	164	164	15	15	
DIV. I NON-CONF.	8- 4	91	1- 0	103	257	83	83	18	18	

TOTALS	RPI 1-25	RPI 26-50	W-L RECORDS	RPI 51-100	RPI 101-150	RPI 150+				
12- 8	0- 0	0- 0	OVERALL	1- 0	2- 5	9- 3				
10- 1	0- 0	0- 0	HOME	1- 0	1- 1	8- 0				
1- 7	0- 0	0- 0	AWAY	0- 0	1- 4	0- 3				
1- 0	0- 0	0- 0	NEUTRAL	0- 0	0- 0	1- 0				
8- 4	0- 0	0- 0	NON-CONFERENCE	1- 0	2- 3	5- 1				
6- 1	0- 0	0- 0	HOME	1- 0	1- 1	4- 0				
1- 3	0- 0	0- 0	AWAY	0- 0	1- 2	0- 1				
1- 0	0- 0	0- 0	NEUTRAL	0- 0	0- 0	1- 0				
4- 4	0- 0	0- 0	CONFERENCE	0- 0	0- 2	4- 2				
4- 0	0- 0	0- 0	HOME	0- 0	0- 0	4- 0				
0- 4	0- 0	0- 0	AWAY	0- 0	0- 2	0- 2				
0- 0	0- 0	0- 0	NEUTRAL	0- 0	0- 0	0- 0				

RPI 1-25				RPI 26-50				RPI 51-100				RPI 101+				Team's RPI: 164
RPI	S	Opponent	Score	RPI	S	Opponent	Score	RPI	S	Opponent	Score	RPI	S	Opponent	Score	
								90	H	Wright St.	88 85	103	A	Virginia	61	65
												104	H	Wake Forest	43	69
												121	A	Western Ky.	58	76
												128	H	Davison	78	66
												131	A	Lehigh	62	60
												143	A	Louisiana Tech	51	88
												144	A	Fordham	64	71
												169	A	Mercer	40	57
												175	A	Southern Miss.	54	65
												198	H	UNC Asheville	70	53
												231	H	East Carolina	52	46
												234	N	Liberty	63	61
												249	A	Marshall	62	63
												263	H	UTSA	66	54
												265	H	Bethune-Cookman	73	69
												269	H	UTEP	62	39
												277	H	Wofford	85	63
												281	H	Fla. Atlantic	68	47
												320	H	FIU	69	54

LAST 12 Division I GAMES:																
263	H	UTSA	66 54	131	A	Lehigh	62 60									
143	A	Louisiana Tech	51 88	269	H	UTEP	62 39									
175	A	Southern Miss.	54 65	121	A	Western Ky.	58 76									
281	H	Fla. Atlantic	68 47	103	A	Virginia	61 65									
320	H	FIU	69 54	265	H	Bethune-Cookman	73 69									
249	A	Marshall	62 63	128	H	Davison	78 66									

Non-Div I Games:

Charlotte

Average RPI	Win: 212	WON-LOST	WINNING	LAST 10	STRENGTH OF	OPP. STRENGTH	TEAM	ADJ.	CONF.	ADJ CONF.
Average RPI	Loss: 66	RECORD	PCT. RANK	GAMES	SCHEDULE	OF SCHEDULE	RPI	RPI	RPI	RPI
DIV. I ONLY	8- 11	218	5-5	18	139	124	124	25	25	
DIV. I NON-CONF.	4- 10	264	1- 0	5	65	98	98	25	25	

TOTALS	RPI 1-25	RPI 26-50	W-L RECORDS	RPI 51-100	RPI 101-150	RPI 150+				
8- 11	0- 4	0- 1	OVERALL	1- 3	0- 2	7- 1				
4- 5	0- 2	0- 1	HOME	0- 1	0- 1	4- 0				
2- 4	0- 1	0- 0	AWAY	0- 1	0- 1	2- 1				
2- 2	0- 1	0- 0	NEUTRAL	1- 1	0- 0	1- 0				
4- 10	0- 4	0- 1	NON-CONFERENCE	1- 3	0- 2	3- 0				
1- 5	0- 2	0- 1	HOME	0- 1	0- 1	1- 0				
1- 3	0- 1	0- 0	AWAY	0- 1	0- 1	1- 0				
2- 2	0- 1	0- 0	NEUTRAL	1- 1	0- 0	1- 0				
4- 1	0- 0	0- 0	CONFERENCE	0- 0	0- 0	4- 1				
3- 0	0- 0	0- 0	HOME	0- 0	0- 0	3- 0				
1- 1	0- 0	0- 0	AWAY	0- 0	0- 0	1- 1				
0- 0	0- 0	0- 0	NEUTRAL	0- 0	0- 0	0- 0				

RPI 1-25				RPI 26-50				RPI 51-100				RPI 101+				Team's RPI: 124
RPI	S	Opponent	Score	RPI	S	Opponent	Score	RPI	S	Opponent	Score	RPI	S	Opponent	Score	
4	H	Louisville	49 75	35	H	South Dakota St.	54 71	63	N	Maine	66 61	113	A	Northern Colo.	65 68	
6	H	NC State	58 78					70	H	Belmont	51 67	133	H	UT Martin	79 81	
17	A	UCF	37 75					71	N	Middle Tenn.	47 58	169	A	Mercer	58 65	
24	N	Central Mich.	50 73					79	A	Virginia Tech	59 74	187	A	Hampton	58 50	
												200	N	Saint Louis	71 61	
												234	H	Liberty	75 60	
												238	H	Furman	73 53	
												243	A	Samford	73 63	
												257	H	ETSU	76 67	
												277	H	Wofford	89 82	

LAST 12 Division I GAMES:																
169	A	Mercer	58 65	63	N	Maine	66 61	243	A	Samford	73 63					
238	H	Furman	73 53	70	H	Belmont	51 67	113	A	Northern Colo.	65 68					
277	H	Wofford	89 82	35	H	South Dakota St.	54 71	71	N	Middle Tenn.	47 58					
257	H	ETSU	76 67	6	H	NC State	58 78	17	A	UCF	37 75					

Non-Div I Games: Lee

61 55

Chattanooga

Average RPI Win:	338	WON-LOST	WINNING	LAST 10	STRENGTH OF	OPP. STRENGTH	TEAM	ADJ.	CONF.	ADJ CONF.
Average RPI Loss:	215	RECORD	PCT. RANK	GAMES	SCHEDULE	OF SCHEDULE	RPI	RPI	RPI	RPI
DIV. I ONLY	1- 18	347	1-9	269	339	346	346	30	30	
DIV. I NON-CONF.	0- 13	336	0- 0	167	330	340	340	30	30	

TOTALS	RPI 1-25	RPI 26-50	W-L RECORDS	RPI 51-100	RPI 101-150	RPI 150+				
1- 18	0- 0	0- 0	OVERALL	0- 1	0- 3	1- 14				
1- 7	0- 0	0- 0	HOME	0- 0	0- 1	1- 6				
0- 10	0- 0	0- 0	AWAY	0- 1	0- 2	0- 7				
0- 1	0- 0	0- 0	NEUTRAL	0- 0	0- 0	0- 1				
0- 13	0- 0	0- 0	NON-CONFERENCE	0- 1	0- 3	0- 9				
0- 5	0- 0	0- 0	HOME	0- 0	0- 1	0- 4				
0- 7	0- 0	0- 0	AWAY	0- 1	0- 2	0- 4				
0- 1	0- 0	0- 0	NEUTRAL	0- 0	0- 0	0- 1				
1- 5	0- 0	0- 0	CONFERENCE	0- 0	0- 0	1- 5				
1- 2	0- 0	0- 0	HOME	0- 0	0- 0	1- 2				
0- 3	0- 0	0- 0	AWAY	0- 0	0- 0	0- 3				
0- 0	0- 0	0- 0	NEUTRAL	0- 0	0- 0	0- 0				

RPI 1-25				RPI 26-50				RPI 51-100				RPI 101+				Team's RPI: 346
RPI	S	Opponent	Score	RPI	S	Opponent	Score	RPI	S	Opponent	Score	RPI	S	Opponent	Score	
								64	A	Northwestern	35 97	111	A	Northern Ill.	52 114	
												132	A	Morehead St.	68 104	
												145	H	UAB	45 90	
												151	A	Bradley	59 89	
												172	A	Wisconsin	38 85	
												188	A	Xavier	57 91	
												195	H	UMKC	58 111	
												206	H	Brown	65 90	
												207	H	SIUE	66 82	
												221	A	Loyola Chicago	40 76	
												259	A	Utah Valley	61 76	
												275	N	St. Francis Brooklyn	73 110	
												284	H	CSU Bakersfield	56 67	
												285	A	California Baptist	52 89	
												301	H	Valparaiso	70 76	
												337	H	Evansville	58 67	
												338	H	Grand Canyon	50 48	
												339	A	Seattle U	54 90	
LAST 12 Division I GAMES:																
284	H	CSU Bakersfield	56 67	259	A	Utah Valley	61 76									
338	H	Grand Canyon	50 48	339	A	Seattle U	54 90									
285	A	California Baptist	52 89	111	A	Northern Ill.	52 114									
195	H	UMKC	58 111	64	A	Northwestern	35 97									
206	H	Brown	65 90	172	A	Wisconsin	38 85									
151	A	Bradley	59 89	207	H	SIUE	66 82									

Non-Div I Games:

Chicago St.

Cincinnati

Cincinnati					Through Games Of Jan. 28, 2019						
Average RPI	Win:	202	WON-LOST	WINNING	LAST 10	STRENGTH OF	OPP. STRENGTH	TEAM	ADJ.	CONF.	ADJ CONF.
Average RPI	Loss:	81	RECORD	PCT. RANK	GAMES	SCHEDULE	OF SCHEDULE	RPI	RPI	RPI	RPI
DIV. I ONLY		13- 7	88	8-2	138	105	96	96	9	9	
DIV. I NON-CONF.		8- 5	120	0- 0	198	180	152	152	9	9	

TOTALS	RPI 1-25		RPI 26-50		W-L RECORDS	RPI 51-100	RPI 101-150		RPI 150+		
13- 7	0- 2		0- 0		OVERALL	1- 3	3- 1		9- 1		
11- 1	0- 0		0- 0		HOME	1- 1	2- 0		8- 0		
2- 6	0- 2		0- 0		AWAY	0- 2	1- 1		1- 1		
0- 0	0- 0		0- 0		NEUTRAL	0- 0	0- 0		0- 0		
8- 5	0- 0		0- 0		NON-CONFERENCE	0- 3	2- 1		6- 1		
7- 1	0- 0		0- 0		HOME	0- 1	2- 0		5- 0		
1- 4	0- 0		0- 0		AWAY	0- 2	0- 1		1- 1		
0- 0	0- 0		0- 0		NEUTRAL	0- 0	0- 0		0- 0		
5- 2	0- 2		0- 0		CONFERENCE	1- 0	1- 0		3- 0		
4- 0	0- 0		0- 0		HOME	1- 0	0- 0		3- 0		
1- 2	0- 2		0- 0		AWAY	0- 0	1- 0		0- 0		
0- 0	0- 0		0- 0		NEUTRAL	0- 0	0- 0		0- 0		

RPI 1-25				RPI 26-50				RPI 51-100 Team's RPI: 96				RPI 101+			
RPI	S	Opponent	Score	RPI	S	Opponent	Score	RPI	S	Opponent	Score	RPI	S	Opponent	Score
7	A	UConn	38 82					66	H	Old Domini on	72 76	106	H	Yale	66 52
17	A	UCF	55 56					84	A	Mi ami (OH)	65 78	108	A	Pi ttsburgh	48 65
								93	A	Ohio St.	56 69	134	H	VCU	66 54
								97	H	Houston	68 57	138	A	Tul sa	70 50
												188	H	Xavi er	79 61
												194	A	Bal l St.	63 75
												196	H	SMU	69 57
												200	A	Saint Loui s	51 50
												217	H	Memphi s	80 56
												218	H	Temple	72 52
												242	H	Howard	85 51
												257	H	ETSU	77 64
												300	H	Austin Peay	69 48
												331	H	Li pscomb	71 55
LAST 12 Division I GAMES:															
138	A	Tul sa	70 50	217	H	Memphi s	80 56								
218	H	Temple	72 52	97	H	Houston	68 57								
17	A	UCF	55 56	188	H	Xavi er	79 61								
7	A	UConn	38 82	134	H	VCU	66 54								
196	H	SMU	69 57	84	A	Mi ami (OH)	65 78								
242	H	Howard	85 51	93	A	Ohio St.	56 69								

Non-Div I Games:

Cincinnati

Clemson					Through Games Of Jan. 28, 2019						
Average RPI	Win:	142	WON-LOST	WINNING	LAST 10	STRENGTH OF	OPP. STRENGTH	TEAM	ADJ.	CONF.	ADJ CONF.
Average RPI	Loss:	52	RECORD	PCT. RANK	GAMES	SCHEDULE	OF SCHEDULE	RPI	RPI	RPI	RPI
DIV. I ONLY	14- 6	70	7-3	44	27	40	40	1	1		
DIV. I NON-CONF.	9- 4	85	1- 0	139	73	103	103	1	1		

TOTALS	RPI 1-25	RPI 26-50	W-L RECORDS	RPI 51-100	RPI 101-150	RPI 150+					
14- 6	1- 3	2- 0	OVERALL	1- 2	5- 1	5- 0					
10- 2	0- 1	1- 0	HOME	1- 0	3- 1	5- 0					
3- 3	1- 2	1- 0	AWAY	0- 1	1- 0	0- 0					
1- 1	0- 0	0- 0	NEUTRAL	0- 1	1- 0	0- 0					
9- 4	0- 1	0- 0	NON-CONFERENCE	1- 2	3- 1	5- 0					
8- 1	0- 0	0- 0	HOME	1- 0	2- 1	5- 0					
0- 2	0- 1	0- 0	AWAY	0- 1	0- 0	0- 0					
1- 1	0- 0	0- 0	NEUTRAL	0- 1	1- 0	0- 0					
5- 2	1- 2	2- 0	CONFERENCE	0- 0	2- 0	0- 0					
2- 1	0- 1	1- 0	HOME	0- 0	1- 0	0- 0					
3- 1	1- 1	1- 0	AWAY	0- 0	1- 0	0- 0					
0- 0	0- 0	0- 0	NEUTRAL	0- 0	0- 0	0- 0					

RPI 1-25				RPI 26-50		Team's RPI: 40		RPI 51-100		RPI 101+	
RPI	S	Opponent	Score	RPI	S	Opponent	Score	RPI	S	Opponent	Score
6	A	NC State	51 54	26	A	Mi ami (FL)	76 67	52	N	Tennessee	66 78
8	H	Syracuse	75 84	39	H	Georgi a Tech	71 61	70	H	Bel mont	65 62
20	A	South Caroli na	57 69					98	A	Al abama	56 76
23	A	Florida St.	57 45								

LAST 12 Division I GAMES:											
108	A	Pittsburgh	65 59	136	N	Okl ahoma	74 62	103	H	Virgi nia	71 65
39	H	Georgia Tech	71 61	6	A	NC State	51 54	108	A	Pittsbu rgh	65 59
23	A	Florida St.	57 45	127	H	Appal achi an St.	87 48	127	H	Appal achi an St.	87 48
26	A	Mi ami (FL)	76 67	249	H	Marshall	68 54	128	H	Davi dson	80 90
103	H	Virgi nia	71 65	128	H	Davi dson	80 90	136	N	Okl ahoma	74 62
8	H	Syracuse	75 84	178	H	Rhode Isl and	80 67	142	H	High Poi nt	83 64
								178	H	Rhode Isl and	80 67
								180	H	Ill i noi s	69 67
								249	H	Marshall	68 54
								277	H	Wofford	85 77
								331	H	Li pscomb	68 26

Non-Div I Games:

Clemson

Cleveland and St.

Cleveland and St.				Through Games Of Jan. 28, 2019						
Average RPI Win:	290	WON-LOST	WINNING	LAST 10	STRENGTH OF	OPP. STRENGTH	TEAM	ADJ.	CONF.	ADJ CONF.
Average RPI Loss:	143	RECORD	PCT. RANK	GAMES	SCHEDULE	OF SCHEDULE	RPI	RPI	RPI	RPI
DIV. I ONLY	5- 13	280	4-6	176	244	266	266	20	20	
DIV. I NON-CONF.	1- 8	322	0- 0	61	279	277	277	19	19	

TOTALS	RPI 1-25	RPI 26-50	W-L RECORDS	RPI 51-100	RPI 101-150	RPI 150+				
5- 13	0- 0	0- 1	OVERALL	0- 3	0- 3	5- 6				
3- 4	0- 0	0- 0	HOME	0- 2	0- 1	3- 1				
2- 8	0- 0	0- 1	AWAY	0- 1	0- 1	2- 5				
0- 1	0- 0	0- 0	NEUTRAL	0- 0	0- 1	0- 0				
1- 8	0- 0	0- 1	NON-CONFERENCE	0- 1	0- 1	1- 5				
1- 2	0- 0	0- 0	HOME	0- 1	0- 0	1- 1				
0- 5	0- 0	0- 1	AWAY	0- 0	0- 0	0- 4				
0- 1	0- 0	0- 0	NEUTRAL	0- 0	0- 1	0- 0				
4- 5	0- 0	0- 0	CONFERENCE	0- 2	0- 2	4- 1				
2- 2	0- 0	0- 0	HOME	0- 1	0- 1	2- 0				
2- 3	0- 0	0- 0	AWAY	0- 1	0- 1	2- 1				
0- 0	0- 0	0- 0	NEUTRAL	0- 0	0- 0	0- 0				

RPI 1-25				RPI 26-50				RPI 51-100				RPI 101+ Team's RPI: 266			
RPI S Opponent Score				RPI S Opponent Score				RPI S Opponent Score				RPI S Opponent Score			
				37 A Ohio 54 72				75 A Green Bay 53 62				114 A Youngstown St. 55 73			
								86 H Toledo 60 65				117 N Tulane 72 81			
								90 H Wright St. 65 70				119 H IUPUI 50 75			
												151 H Bradley 65 67			
												179 A Eastern Mi ch. 63 69			
												191 H Illinois St. 67 63			
												193 A Milwaukee 53 59			
												194 A Ball St. 62 67			
												249 A Marshall 64 86			
												261 A San Diego 82 83			
												288 H Northern Ky. 76 47			
												302 A Oakland 64 62			
												332 A Detroit Mercy 67 49			
												335 H UIC 71 53			

LAST 12 Division I GAMES:															
				288 H Northern Ky. 76 47				114 A Youngstown St. 55 73							
				193 A Milwaukee 53 59				90 H Wright St. 65 70							
				75 A Green Bay 53 62				302 A Oakland 64 62							
				335 H UIC 71 53				151 H Bradley 65 67							
				119 H IUPUI 50 75				249 A Marshall 64 86							
				332 A Detroit Mercy 67 49				86 H Toledo 60 65							

Non-Div I Games: Lake Erie 79 49 Salem (WV) 113 81 Cleveland and St.

Average RPI Win:	274	WON-LOST	WINNING	LAST 10	STRENGTH OF	OPP. STRENGTH	TEAM	ADJ.	CONF.	ADJ CONF.
Average RPI Loss:	112	RECORD	PCT. RANK	GAMES	SCHEDULE	OF SCHEDULE	RPI	RPI	RPI	RPI
DIV. I ONLY	7- 9	210	2-8	155	262	205	205	13	13	
DIV. I NON-CONF.	6- 3	91	0- 0	290	327	187	187	15	15	

TOTALS	RPI 1-25	RPI 26-50	W-L RECORDS	RPI 51-100	RPI 101-150	RPI 150+				
7- 9	0- 0	0- 0	OVERALL	0- 4	0- 3	7- 2				
5- 3	0- 0	0- 0	HOME	0- 2	0- 1	5- 0				
2- 4	0- 0	0- 0	AWAY	0- 0	0- 2	2- 2				
0- 2	0- 0	0- 0	NEUTRAL	0- 2	0- 0	0- 0				
6- 3	0- 0	0- 0	NON-CONFERENCE	0- 2	0- 0	6- 1				
4- 0	0- 0	0- 0	HOME	0- 0	0- 0	4- 0				
2- 1	0- 0	0- 0	AWAY	0- 0	0- 0	2- 1				
0- 2	0- 0	0- 0	NEUTRAL	0- 2	0- 0	0- 0				
1- 6	0- 0	0- 0	CONFERENCE	0- 2	0- 3	1- 1				
1- 3	0- 0	0- 0	HOME	0- 2	0- 1	1- 0				
0- 3	0- 0	0- 0	AWAY	0- 0	0- 2	0- 1				
0- 0	0- 0	0- 0	NEUTRAL	0- 0	0- 0	0- 0				

RPI 1-25				RPI 26-50				RPI 51-100				RPI 101+ Team' s RPI : 205					
RPI	S	Opponent	Score	RPI	S	Opponent	Score	RPI	S	Opponent	Score	RPI	S	Opponent	Score		
								53	N	Rice	52	56	112	A	UT Arlington	53	79
								54	N	Auburn	78	84	127	A	Appalachian St.	53	67
								77	H	Little Rock	47	60	135	H	South Alabama	78	88
								94	H	Troy	81	82	176	A	Texas St.	58	73
													184	A	UC Riverside	43	62
													186	H	Arkansas St.	88	72
													217	H	Memphis	90	71
													229	H	Bowling Green	81	80
													293	H	South Carolina St.	57	44
													316	A	UNC Greensboro	78	71
													333	H	Western Caro.	77	59
													345	A	N.C. Central	89	66
LAST 12 Division I GAMES:																	
127	A	Appalachian St.	53	67	186	H	Arkansas St.	88	72								
112	A	UT Arlington	53	79	77	H	Little Rock	47	60								
176	A	Texas St.	58	73	53	N	Rice	52	56								
135	H	South Alabama	78	88	54	N	Auburn	78	84								
94	H	Troy	81	82	345	A	N.C. Central	89	66								
316	A	UNC Greensboro	78	71	217	H	Memphis	90	71								

Non-Div I Games: N.C. Wesleyan 126 65 Meredith 128 39

Coastal Caro.

Average RPI Win:	272	WON-LOST	WINNING	LAST 10	STRENGTH OF	OPP. STRENGTH	TEAM	ADJ.	CONF.	ADJ CONF.
Average RPI Loss:	191	RECORD	PCT. RANK	GAMES	SCHEDULE	OF SCHEDULE	RPI	RPI	RPI	RPI
DIV. I ONLY	4- 13	300	2-8	236	323	292	292	10	10	
DIV. I NON-CONF.	3- 7	256	0- 0	322	351	335	335	11	11	

TOTALS	RPI 1-25	RPI 26-50	W-L RECORDS	RPI 51-100	RPI 101-150	RPI 150+				
4- 13	0- 0	0- 1	OVERALL	0- 0	1- 4	3- 8				
2- 5	0- 0	0- 1	HOME	0- 0	0- 1	2- 3				
2- 8	0- 0	0- 0	AWAY	0- 0	1- 3	1- 5				
0- 0	0- 0	0- 0	NEUTRAL	0- 0	0- 0	0- 0				
3- 7	0- 0	0- 0	NON-CONFERENCE	0- 0	0- 1	3- 6				
2- 3	0- 0	0- 0	HOME	0- 0	0- 0	2- 3				
1- 4	0- 0	0- 0	AWAY	0- 0	0- 1	1- 3				
0- 0	0- 0	0- 0	NEUTRAL	0- 0	0- 0	0- 0				
1- 6	0- 0	0- 1	CONFERENCE	0- 0	1- 3	0- 2				
0- 2	0- 0	0- 1	HOME	0- 0	0- 1	0- 0				
1- 4	0- 0	0- 0	AWAY	0- 0	1- 2	0- 2				
0- 0	0- 0	0- 0	NEUTRAL	0- 0	0- 0	0- 0				

RPI	S	Opponent	Score	RPI	S	Opponent	Score	RPI	S	Opponent	Score	RPI	S	Opponent	Score	Team's RPI: 292
47	H	James Madison	50 91									110	A	Drexel	53 76	
												118	H	Towson	61 77	
												127	A	Appalachian St.	66 80	
												129	A	William & Mary	66 54	
												136	A	UNCW	49 71	
												185	A	Delaware	50 74	
												190	A	Elon	68 76	
												192	A	George Mason	52 66	
												238	H	Furman	67 70	
												258	A	Campbell	65 66	
												277	A	Wofford	58 78	
												278	H	Winthrop	64 71	
												293	H	South Carolina St.	75 51	
												327	H	Presbyterian	65 71	
												331	A	Lipscomb	65 63	
												336	H	Charleston So.	79 52	
LAST 12 Division I GAMES:																
47	H	James Madison	50 91	185	A	Delaware	50 74									
118	H	Towson	61 77	110	A	Drexel	53 76									
129	A	William & Mary	66 54	327	H	Presbyterian	65 71									
190	A	Elon	68 76	336	H	Charleston So.	79 52									
136	A	UNCW	49 71	331	A	Lipscomb	65 63									
192	A	George Mason	52 66	127	A	Appalachian St.	66 80									

Non-Div I Games: North Greenville 95 62

Col. of Charleston

■ Loss,
 ■ Non-Conf, S Site,
 ■ Home
 ■ Away
 N Neutral

Colgate					Through Games Of Jan. 28, 2019						
Average RPI	Win:	271	WON-LOST	WINNING	LAST 10	STRENGTH OF	OPP. STRENGTH	TEAM	ADJ.	CONF.	ADJ CONF.
Average RPI	Loss:	173	RECORD	PCT. RANK	GAMES	SCHEDULE	OF SCHEDULE	RPI	RPI	RPI	RPI
DIV. I ONLY	8- 10	203	4-6	250	305	232	232	19	19		
DIV. I NON-CONF.	4- 6	212	0- 0	303	340	287	287	22	22		

TOTALS	RPI 1-25	RPI 26-50	W-L RECORDS	RPI 51-100	RPI 101-150	RPI 150+					
8- 10	0- 0	0- 0	OVERALL	0- 1	0- 4	8- 5					
5- 3	0- 0	0- 0	HOME	0- 1	0- 0	5- 2					
3- 7	0- 0	0- 0	AWAY	0- 0	0- 4	3- 3					
0- 0	0- 0	0- 0	NEUTRAL	0- 0	0- 0	0- 0					
4- 6	0- 0	0- 0	NON-CONFERENCE	0- 0	0- 2	4- 4					
3- 1	0- 0	0- 0	HOME	0- 0	0- 0	3- 1					
1- 5	0- 0	0- 0	AWAY	0- 0	0- 2	1- 3					
0- 0	0- 0	0- 0	NEUTRAL	0- 0	0- 0	0- 0					
4- 4	0- 0	0- 0	CONFERENCE	0- 1	0- 2	4- 1					
2- 2	0- 0	0- 0	HOME	0- 1	0- 0	2- 1					
2- 2	0- 0	0- 0	AWAY	0- 0	0- 2	2- 0					
0- 0	0- 0	0- 0	NEUTRAL	0- 0	0- 0	0- 0					

RPI 1-25			RPI 26-50			RPI 51-100			RPI 101+ Team's RPI: 232		
RPI	S	Opponent	Score	RPI	S	Opponent	Score	RPI	S	Opponent	Score
						51 H Bucknell I	62 90	106 A Yale			61 80
								109 A American			57 76
								115 A Dayton			58 67
								131 A Lehigh			58 86
								168 A Boston U.			81 72
								192 A George Mason			61 64
								209 A Holy Cross			70 67
								225 H Navy			49 62
								236 A Niagara			69 74
								250 H Columbia			84 71
								252 A Siena			53 55
								279 H Canisius			67 53
								297 A UMass Lowell I			61 52
								299 H Loyola Maryland			73 64
								312 H NJIT			53 71
								322 H Lafayette			60 49
								342 H Fairfield Dickinson			71 52

LAST 12 Division I GAMES:											
		51 H Bucknell I	62 90			299 H Loyola Maryland	73 64				
		168 A Boston U.	81 72			131 A Lehigh	58 86				
		225 H Navy	49 62			236 A Niagara	69 74				
		322 H Lafayette	60 49			312 H NJIT	53 71				
		109 A American	57 76			297 A UMass Lowell I	61 52				
		209 A Holy Cross	70 67			342 H Fairfield Dickinson	71 52				

Non-Div I Games:

Colgate

C
o
l
o
r
a
d
o

Col orado				Through Games Of Jan. 28, 2019							
Average RPI	Win:	192	WON-LOST	WINNING	LAST 10	STRENGTH OF	OPP. STRENGTH	TEAM	ADJ.	CONF.	ADJ CONF.
Average RPI	Loss:	47	RECORD	PCT. RANK	GAMES	SCHEDULE	OF SCHEDULE	RPI	RPI	RPI	RPI
DIV. I ONLY		10- 9		157	2-8	71	49	139	139	2	2
DIV. I NON-CONF.		10- 1		18	0- 0	228	149	44	44	2	2

TOTALS	RPI 1-25		RPI 26-50		W-L RECORDS	RPI 51-100		RPI 101-150		RPI 150+	
10- 9	0- 2		1- 4		OVERALL	0- 1		1- 2		8- 0	
8- 5	0- 2		1- 2		HOME	0- 1		1- 0		6- 0	
1- 4	0- 0		0- 2		AWAY	0- 0		0- 2		1- 0	
1- 0	0- 0		0- 0		NEUTRAL	0- 0		0- 0		1- 0	
10- 1	0- 0		1- 1		NON-CONFERENCE	0- 0		1- 0		8- 0	
8- 0	0- 0		1- 0		HOME	0- 0		1- 0		6- 0	
1- 1	0- 0		0- 1		AWAY	0- 0		0- 0		1- 0	
1- 0	0- 0		0- 0		NEUTRAL	0- 0		0- 0		1- 0	
0- 8	0- 2		0- 3		CONFERENCE	0- 1		0- 2		0- 0	
0- 5	0- 2		0- 2		HOME	0- 1		0- 0		0- 0	
0- 3	0- 0		0- 1		AWAY	0- 0		0- 2		0- 0	
0- 0	0- 0		0- 0		NEUTRAL	0- 0		0- 0		0- 0	

RPI 1-25				RPI 26-50				RPI 51-100				RPI 101+ Team's RPI: 139			
RPI	S	Opponent	Score	RPI	S	Opponent	Score	RPI	S	Opponent	Score	RPI	S	Opponent	Score
3	H	Stanford	69 80	26	A	Mi ami (FL)	58 73	65	H	Ari zona	67 69	105	A	Washington St.	48 74
15	H	Ari zona St.	70 76	28	H	Cal i forni a	60 80					113	H	Northern Colo.	77 69
				29	A	Utah	59 78					120	A	Washi ngton	58 68
				29	H	Utah	61 76					153	H	Pepperdi ne	80 65
				33	H	North Carol i na	86 74					158	N	Utah St.	78 68

LAST 12 Di vi si on I GAMES:															
29	A	Utah	59 78	28	H	Cal i forni a	60 80					201	H	Prai rie View	79 38
105	A	Washington St.	48 74	3	H	Stanford	69 80					213	H	Col orado St.	59 40
120	A	Washington	58 68	243	H	Samford	81 39					225	H	Navy	59 43
15	H	Ari zona St.	70 76	201	H	Prai rie View	79 38					243	H	Samford	81 39
65	H	Ari zona	67 69	225	H	Navy	59 43					255	A	Nevada	65 52
29	H	Utah	61 76	328	H	San Jose St.	76 64					328	H	San Jose St.	76 64

Non-Di v I Games:

Col orado

C
o
l
o
r
a
d
o

Average RPI Win:	225	WON-LOST	WINNING	LAST 10	STRENGTH OF	OPP. STRENGTH	TEAM	ADJ.	CONF.	ADJ CONF.
Average RPI Loss:	114	RECORD	PCT. RANK	GAMES	SCHEDULE	OF SCHEDULE	RPI	RPI	RPI	RPI
DIV. I ONLY	5- 11	269	3-7	65	162	213	213	14	14	
DIV. I NON-CONF.	4- 5	190	0- 0	34	143	150	150	13	13	

TOTALS	RPI 1-25	RPI 26-50	W-L RECORDS	RPI 51-100	RPI 101-150	RPI 150+				
5- 11	0- 3	0- 1	OVERALL	0- 0	0- 4	5- 3				
5- 5	0- 1	0- 0	HOME	0- 0	0- 2	5- 2				
0- 6	0- 2	0- 1	AWAY	0- 0	0- 2	0- 1				
0- 0	0- 0	0- 0	NEUTRAL	0- 0	0- 0	0- 0				
4- 5	0- 3	0- 0	NON-CONFERENCE	0- 0	0- 2	4- 0				
4- 2	0- 1	0- 0	HOME	0- 0	0- 1	4- 0				
0- 3	0- 2	0- 0	AWAY	0- 0	0- 1	0- 0				
0- 0	0- 0	0- 0	NEUTRAL	0- 0	0- 0	0- 0				
1- 6	0- 0	0- 1	CONFERENCE	0- 0	0- 2	1- 3				
1- 3	0- 0	0- 0	HOME	0- 0	0- 1	1- 2				
0- 3	0- 0	0- 1	AWAY	0- 0	0- 1	0- 1				
0- 0	0- 0	0- 0	NEUTRAL	0- 0	0- 0	0- 0				

RPI 1-25				RPI 26-50				RPI 51-100				RPI 101+ Team's RPI: 213			
RPI	S	Opponent	Score	RPI	S	Opponent	Score	RPI	S	Opponent	Score	RPI	S	Opponent	Score
13	A	Gonzaga	39 50	44	A	New Mexico	58 70					113	H	Northern Colo.	47 53
15	H	Arizona St.	39 70									125	A	Fresno St.	54 57
25	A	BYU	42 51									125	H	Fresno St.	55 66
												139	A	Colorado	40 59
												158	H	Utah St.	53 72
												165	H	Denver	84 79
												210	H	UNLV	52 49
												219	H	Cornell	56 53
												237	A	Air Force	48 63
												240	H	Northern Ariz.	65 54
												255	H	Nevada	38 62
												291	H	North Florida	61 59
LAST 12 Division I GAMES:															
158	H	Utah St.	53 72	125	A	Fresno St.	54 57								
44	A	New Mexico	58 70	255	H	Nevada	38 62								
237	A	Air Force	48 63	25	A	BYU	42 51								
125	H	Fresno St.	55 66	15	H	Arizona St.	39 70								
210	H	UNLV	52 49	240	H	Northern Ariz.	65 54								
165	H	Denver	84 79	291	H	North Florida	61 59								

Non-Div I Games: Chadron St. 91 38 Eastern N.M. 72 46

Colorado St.

Columbia				Through Games Of Jan. 28, 2019							
Average RPI	Win:	217	WON-LOST	WINNING	LAST 10	STRENGTH OF	OPP. STRENGTH	TEAM	ADJ.	CONF.	ADJ CONF.
Average RPI	Loss:	190	RECORD	PCT. RANK	GAMES	SCHEDULE	OF SCHEDULE	RPI	RPI	RPI	RPI
DIV. I ONLY			5- 10	256	3-7	190	284	250	250	11	11
DIV. I NON-CONF.			4- 9	252	0- 0	212	263	261	261	10	10

TOTALS	RPI 1-25			RPI 26-50		W-L RECORDS	RPI 51-100	RPI 101-150		RPI 150+	
5- 10	0- 0			0- 0		OVERALL	0- 2	0- 1		5- 7	
3- 3	0- 0			0- 0		HOME	0- 1	0- 0		3- 2	
2- 7	0- 0			0- 0		AWAY	0- 1	0- 1		2- 5	
0- 0	0- 0			0- 0		NEUTRAL	0- 0	0- 0		0- 0	
4- 9	0- 0			0- 0		NON-CONFERENCE	0- 2	0- 1		4- 6	
2- 3	0- 0			0- 0		HOME	0- 1	0- 0		2- 2	
2- 6	0- 0			0- 0		AWAY	0- 1	0- 1		2- 4	
0- 0	0- 0			0- 0		NEUTRAL	0- 0	0- 0		0- 0	
1- 1	0- 0			0- 0		CONFERENCE	0- 0	0- 0		1- 1	
1- 0	0- 0			0- 0		HOME	0- 0	0- 0		1- 0	
0- 1	0- 0			0- 0		AWAY	0- 0	0- 0		0- 1	
0- 0	0- 0			0- 0		NEUTRAL	0- 0	0- 0		0- 0	

RPI 1-25				RPI 26-50				RPI 51-100				RPI 101+ Team's RPI: 250			
RPI	S	Opponent	Score	RPI	S	Opponent	Score	RPI	S	Opponent	Score	RPI	S	Opponent	Score
								80	A	Boston College	60 74	144	A	Fordham	49 68
								97	H	Houston	72 83	169	A	Mercer	72 68
												180	A	Illinois	69 76
												187	H	Hampton	88 63
												193	A	Milwaukee	65 78
												214	H	Cal St. Fullerton	58 61
												219	A	Cornell	51 60
												219	H	Cornell	65 57
												226	A	Hofstra	65 63
												232	A	Colgate	71 84
												256	H	Albany (NY)	58 62
												283	H	Army West Point	70 49
												287	A	Saint Joseph's	61 68

LAST 12 Division I GAMES:															
169	A	Mercer	72 68	219	H	Cornell	65 57								
187	H	Hampton	88 63	219	A	Cornell	51 60								
256	H	Albany (NY)	58 62	287	A	Saint Joseph's	61 68								
144	A	Fordham	49 68	232	A	Colgate	71 84								
214	H	Cal St. Fullerton	58 61	97	H	Houston	72 83								
80	A	Boston College	60 74	180	A	Illinois	69 76								

Non-Div I Games:

Columbi a

Average RPI Win:	348	WON-LOST	WINNING	LAST 10	STRENGTH OF	OPP. STRENGTH	TEAM	ADJ.	CONF.	ADJ CONF.
Average RPI Loss:	181	RECORD	PCT. RANK	GAMES	SCHEDULE	OF SCHEDULE	RPI	RPI	RPI	RPI
DIV. I ONLY	2- 18	341	2-8	136	343	313	313	32	32	
DIV. I NON-CONF.	0- 12	336	0- 0	12	237	236	236	32	32	

TOTALS	RPI 1-25	RPI 26-50	W-L RECORDS	RPI 51-100	RPI 101-150	RPI 150+				
2- 18	0- 2	0- 1	OVERALL	0- 3	0- 3	2- 9				
1- 5	0- 0	0- 0	HOME	0- 0	0- 0	1- 5				
1- 12	0- 2	0- 1	AWAY	0- 3	0- 2	1- 4				
0- 1	0- 0	0- 0	NEUTRAL	0- 0	0- 1	0- 0				
0- 12	0- 2	0- 1	NON-CONFERENCE	0- 3	0- 3	0- 3				
0- 1	0- 0	0- 0	HOME	0- 0	0- 0	0- 1				
0- 10	0- 2	0- 1	AWAY	0- 3	0- 2	0- 2				
0- 1	0- 0	0- 0	NEUTRAL	0- 0	0- 1	0- 0				
2- 6	0- 0	0- 0	CONFERENCE	0- 0	0- 0	2- 6				
1- 4	0- 0	0- 0	HOME	0- 0	0- 0	1- 4				
1- 2	0- 0	0- 0	AWAY	0- 0	0- 0	1- 2				
0- 0	0- 0	0- 0	NEUTRAL	0- 0	0- 0	0- 0				

RPI 1-25				RPI 26-50				RPI 51-100				RPI 101+ Team's RPI: 313			
RPI	S	Opponent	Score	RPI	S	Opponent	Score	RPI	S	Opponent	Score	RPI	S	Opponent	Score
10	A	Mississippi St.	38 110	37	A	Ohio	62 87	60	A	West Virginia	37 78	103	A	Virginia	41 55
18	A	Maryland	36 93					66	A	Old Dominion	51 81	145	N	UAB	61 86
								88	A	FGCU	61 93	148	A	Minnesota	52 84
												236	A	Niagara	69 71
												249	A	Marshall	67 88
												264	A	N.C. A&T	42 66
												265	H	Bethune-Cookman	65 71
												271	H	Norfolk St.	63 68
												293	H	South Carolina St.	59 75
												314	H	UMBC	52 57
												343	H	Savannah St.	70 76
												345	A	N.C. Central	57 62
												347	A	Delaware St.	71 57
												349	H	Florida A&M	73 53
LAST 12 Division I GAMES:															
264	A	N.C. A&T	42 66	265	H	Bethune-Cookman	65 71								
345	A	N.C. Central	57 62	349	H	Florida A&M	73 53								
293	H	South Carolina St.	59 75	66	A	Old Dominion	51 81								
271	H	Norfolk St.	63 68	145	N	UAB	61 86								
347	A	Delaware St.	71 57	88	A	FGCU	61 93								
343	H	Savannah St.	70 76	236	A	Niagara	69 71								

Non-Div I Games:

Coppin St.

C
o
r
n
e
l
l

C
o
r
n
e
l
l

Cornel I

Average RPI Win:	174	WON-LOST	WINNING	LAST 10	STRENGTH OF	OPP. STRENGTH	TEAM	ADJ.	CONF.	ADJ CONF.
Average RPI Loss:	46	RECORD	PCT. RANK	GAMES	SCHEDULE	OF SCHEDULE	RPI	RPI	RPI	RPI
DIV. I ONLY	10- 10	169	5-5	42	39	83	83	6	6	
DIV. I NON-CONF.	6- 5	143	0- 0	90	49	89	89	4	4	

TOTALS	RPI 1-25	RPI 26-50	W-L RECORDS	RPI 51-100	RPI 101-150	RPI 150+				
10- 10	0- 3	1- 4	OVERALL	1- 3	3- 0	5- 0				
4- 5	0- 1	0- 3	HOME	1- 1	1- 0	2- 0				
4- 5	0- 2	1- 1	AWAY	0- 2	1- 0	2- 0				
2- 0	0- 0	0- 0	NEUTRAL	0- 0	1- 0	1- 0				
6- 5	0- 2	0- 2	NON-CONFERENCE	0- 1	2- 0	4- 0				
2- 2	0- 1	0- 1	HOME	0- 0	1- 0	1- 0				
2- 3	0- 1	0- 1	AWAY	0- 1	0- 0	2- 0				
2- 0	0- 0	0- 0	NEUTRAL	0- 0	1- 0	1- 0				
4- 5	0- 1	1- 2	CONFERENCE	1- 2	1- 0	1- 0				
2- 3	0- 0	0- 2	HOME	1- 1	0- 0	1- 0				
2- 2	0- 1	1- 0	AWAY	0- 1	1- 0	0- 0				
0- 0	0- 0	0- 0	NEUTRAL	0- 0	0- 0	0- 0				

RPI 1-25				RPI 26-50				RPI 51-100				Team's RPI : 83				RPI 101+			
RPI	S	Opponent	Score	RPI	S	Opponent	Score	RPI	S	Opponent	Score	RPI	S	Opponent	Score	RPI	S	Opponent	Score
12	A	Marquette	67 85	32	H	South Dakota	65 77	78	A	UNI	55 65	101	H	Nebraska	74 65				
16	H	Drake	69 85	35	A	South Dakota St.	48 74	85	H	Provi dence	63 77	122	A	St. John' s (NY)	65 63				
23	A	Florida St.	52 71	38	A	DePaul	85 82	87	A	Seton Hall	75 82	150	N	South Fla.	83 76				
				45	H	Butler	43 75	100	H	Georgetown	65 38	167	N	Vanderbil t	75 55				
				46	H	Villanova	52 54					188	H	Xavi er	66 62				
												260	A	Wichi ta St.	83 71				
												307	A	North Dakota St.	86 51				
												310	H	Omaha	66 51				
LAST 12 Division I GAMES:																			
188	H	Xavi er	66 62	85	H	Provi dence	63 77												
122	A	St. John' s (NY)	65 63	45	H	Butler	43 75												
87	A	Seton Hall	75 82	38	A	DePaul	85 82												
100	H	Georgetown	65 38	167	N	Vanderbil t	75 55												
46	H	Villanova	52 54	150	N	South Fla.	83 76												
12	A	Marquette	67 85	23	A	Florida St.	52 71												

Non-Div I Games:

Creighton

Average RPI	Win:	274	WON-LOST	WINNING	LAST 10	STRENGTH OF	OPP. STRENGTH	TEAM	ADJ.	CONF.	ADJ CONF.
Average RPI	Loss:	136	RECORD	PCT. RANK	GAMES	SCHEDULE	OF SCHEDULE	RPI	RPI	RPI	RPI
DIV. I ONLY		7- 8		195	5-5	297	185	254	254	11	11
DIV. I NON-CONF.		7- 6		153	0- 1	304	255	237	237	10	10

TOTALS	RPI 1-25		RPI 26-50		W-L RECORDS	RPI 51-100		RPI 101-150		RPI 150+	
7- 8	0- 0		0- 1		OVERALL	0- 4		0- 0		7- 3	
5- 2	0- 0		0- 1		HOME	0- 1		0- 0		5- 0	
2- 4	0- 0		0- 0		AWAY	0- 2		0- 0		2- 2	
0- 2	0- 0		0- 0		NEUTRAL	0- 1		0- 0		0- 1	
7- 6	0- 0		0- 1		NON-CONFERENCE	0- 2		0- 0		7- 3	
5- 1	0- 0		0- 1		HOME	0- 0		0- 0		5- 0	
2- 3	0- 0		0- 0		AWAY	0- 1		0- 0		2- 2	
0- 2	0- 0		0- 0		NEUTRAL	0- 1		0- 0		0- 1	
0- 2	0- 0		0- 0		CONFERENCE	0- 2		0- 0		0- 0	
0- 1	0- 0		0- 0		HOME	0- 1		0- 0		0- 0	
0- 1	0- 0		0- 0		AWAY	0- 1		0- 0		0- 0	
0- 0	0- 0		0- 0		NEUTRAL	0- 0		0- 0		0- 0	

RPI 1-25				RPI 26-50				RPI 51-100				RPI 101+				Team's RPI: 254	
RPI	S	Opponent	Score	RPI	S	Opponent	Score	RPI	S	Opponent	Score	RPI	S	Opponent	Score		
				30	H	Buffal o	69 75										
								57	A	Harvard	46 56	168	H	Boston U.	64 44		
								57	H	Harvard	57 73	214	A	Cal St. Fullerton	62 67		
								71	N	Mi ddl e Tenn.	58 70	244	H	Bi nghamton	63 39		
								80	A	Boston Col l ege	68 99	261	A	San Di ego	76 78		
												274	A	Vermont	66 42		
												297	H	UMass Lowel l	70 54		
												299	H	Loyol a Maryl and	54 41		
												309	H	Fai rfi eld	59 46		
												319	N	UC Santa Barbara	56 62		
												325	A	New Hampshi re	62 42		
LAST 12 Division I GAMES:																	
				57	A	Harvard	46 56	319	N	UC Santa Barbara	56 62						
				244	H	Bi nghamton	63 39	57	H	Harvard	57 73						
				80	A	Boston Col l ege	68 99	309	H	Fai rfi eld	59 46						
				325	A	New Hampshi re	62 42	168	H	Boston U.	64 44						
				30	H	Buffal o	69 75	261	A	San Di ego	76 78						
				297	H	UMass Lowel l	70 54	214	A	Cal St. Fullerton	62 67						

Non-Div I Games:

Dartmouth

Average RPI Win:	192	WON-LOST	WINNING	LAST 10	STRENGTH OF	OPP. STRENGTH	TEAM	ADJ.	CONF.	ADJ CONF.
Average RPI Loss:	150	RECORD	PCT. RANK	GAMES	SCHEDULE	OF SCHEDULE	RPI	RPI	RPI	RPI
DIV. I ONLY	10- 8	133	7-3	146	181	128	128	17	17	
DIV. I NON-CONF.	5- 7	206	0- 0	142	156	172	172	16	16	

TOTALS	RPI 1-25	RPI 26-50	W-L RECORDS	RPI 51-100	RPI 101-150	RPI 150+				
10- 8	0- 1	1- 0	OVERALL	0- 1	3- 1	6- 5				
5- 2	0- 0	0- 0	HOME	0- 0	2- 1	3- 1				
5- 6	0- 1	1- 0	AWAY	0- 1	1- 0	3- 4				
0- 0	0- 0	0- 0	NEUTRAL	0- 0	0- 0	0- 0				
5- 7	0- 1	1- 0	NON-CONFERENCE	0- 1	2- 1	2- 4				
3- 1	0- 0	0- 0	HOME	0- 0	2- 1	1- 0				
2- 6	0- 1	1- 0	AWAY	0- 1	0- 0	1- 4				
0- 0	0- 0	0- 0	NEUTRAL	0- 0	0- 0	0- 0				
5- 1	0- 0	0- 0	CONFERENCE	0- 0	1- 0	4- 1				
2- 1	0- 0	0- 0	HOME	0- 0	0- 0	2- 1				
3- 0	0- 0	0- 0	AWAY	0- 0	1- 0	2- 0				
0- 0	0- 0	0- 0	NEUTRAL	0- 0	0- 0	0- 0				

RPI 1-25				RPI 26-50				RPI 51-100				RPI 101+				Team's RPI: 128
RPI	S	Opponent	Score	RPI	S	Opponent	Score	RPI	S	Opponent	Score	RPI	S	Opponent	Score	
6	A	NC State	45 75	40	A	Clemson	90 80	81	A	Princeton	57 65	127	H	Appalachian St.	78 81	
												129	H	William & Mary	76 65	
												142	H	High Point	71 62	
												144	A	Fordham	60 56	
												161	A	Duquesne	62 47	
												164	A	Charlotte	66 78	
												178	A	Rhode Island	77 67	
												190	A	Elon	72 73	
												192	H	George Mason	67 59	
												198	A	UNC Asheville	56 69	
												199	H	Massachusetts	58 70	
												235	A	Gardner-Webb	49 54	
												272	H	Richmond	78 55	
												327	H	Presbyterian	83 56	
												336	A	Charleston So.	72 34	

LAST 12 Division I GAMES:																
272	H	Richmond	78 55	144	A	Fordham	60 56	199	H	Massachusetts	58 70					
178	A	Rhode Island	77 67	327	H	Presbyterian	83 56	40	A	Clemson	90 80					
161	A	Duquesne	62 47	190	A	Elon	72 73	81	A	Princeton	57 65					
192	H	George Mason	67 59													
6	A	NC State	45 75													
164	A	Charlotte	66 78													

Non-Div I Games: Queens (NC) 80 47

Davidson

Loss,
Non-Conf, S Site,
H Home
A Away
N Neutral

Average RPI Win: **185**
 Average RPI Loss: **85**

WON-LOST
RECORD

WINNING
PCT. RANK

LAST 10
GAMES

STRENGTH OF
SCHEDULE

OPP. STRENGTH
OF SCHEDULE

TEAM
RPI

ADJ.
RPI

CONF.
RPI

ADJ CONF.
RPI

DIV. I ONLY	10- 8	133	7-3	89	102	115	115	17	17
DIV. I NON-CONF.	5- 6	177	0- 0	18	51	77	77	16	16
TOTALS	RPI 1-25	RPI 26-50	W-L RECORDS	RPI 51-100	RPI 101-150	RPI 150+			
10- 8	0- 2	2- 1	OVERALL	1- 3	1- 0	6- 2			
8- 1	0- 0	1- 0	HOME	1- 1	1- 0	5- 0			
1- 6	0- 2	0- 1	AWAY	0- 1	0- 0	1- 2			
1- 1	0- 0	1- 0	NEUTRAL	0- 1	0- 0	0- 0			
5- 6	0- 2	2- 1	NON-CONFERENCE	1- 3	0- 0	2- 0			
4- 1	0- 0	1- 0	HOME	1- 1	0- 0	2- 0			
0- 4	0- 2	0- 1	AWAY	0- 1	0- 0	0- 0			
1- 1	0- 0	1- 0	NEUTRAL	0- 1	0- 0	0- 0			
5- 2	0- 0	0- 0	CONFERENCE	0- 0	1- 0	4- 2			
4- 0	0- 0	0- 0	HOME	0- 0	1- 0	3- 0			
1- 2	0- 0	0- 0	AWAY	0- 0	0- 0	1- 2			
0- 0	0- 0	0- 0	NEUTRAL	0- 0	0- 0	0- 0			

RPI 1-25				RPI 26-50				RPI 51-100				RPI 101+ Team's RPI: 115			
RPI	S	Opponent	Score	RPI	S	Opponent	Score	RPI	S	Opponent	Score	RPI	S	Opponent	Score
18	A	Maryland	71 82	30	H	Buffalo	72 59	69	H	Northeastern	79 84	144	H	Fordham	72 50
20	A	South Carolina	55 65	39	N	Georgia Tech	85 66	75	A	Green Bay	35 51	170	A	George Washington	45 46
				47	A	James Madison	55 68	79	N	Virginia Tech	57 69	199	H	Massachusetts	75 47
								86	H	Toledo	70 49	200	A	Saint Louis	65 68
												212	A	St. Bonaventure	62 49
												232	H	Colgate	67 58
												286	H	La Salle	84 45
												287	H	Saint Joseph's	72 65
												337	H	Evansville	69 30
LAST 12 Division I GAMES:															
144	H	Fordham	72 50	287	H	Saint Joseph's	72 65	200	A	Saint Louis	65 68				
212	A	St. Bonaventure	62 49	79	N	Virginia Tech	57 69	337	H	Evansville	69 30				
170	A	George Washington	45 46	30	H	Buffalo	72 59	47	A	James Madison	55 68				
199	H	Massachusetts	75 47												
286	H	La Salle	84 45												
39	N	Georgia Tech	85 66												

Non-Div I Games:

Dayton

Loss, Non-Conf, S Site, H Home A Away N Neutral

Average RPI		W-L	WON-LOST	WINNING	LAST 10	STRENGTH OF		OPP. STRENGTH	TEAM	ADJ.	CONF.	ADJ. CONF.
Loss:		RECORD	PCT. RANK	GAMES	SCHEDULE	OF SCHEDULE	RPI	RPI	RPI	RPI	RPI	RPI
DIV. I ONLY	137	15- 6	65	7-3	53	11	38	38	6	6		
DIV. I NON-CONF.	33	9- 3	61	0- 0	104	8	43	43	4	4		
TOTALS		RPI 1-25	RPI 26-50	W-L RECORDS		RPI 51-100	RPI 101-150	RPI 150+				
15- 6	0- 4		3- 0	OVERALL		5- 2	2- 0	5- 0				
7- 3	0- 1		0- 0	HOME		3- 2	1- 0	3- 0				
6- 2	0- 2		2- 0	AWAY		1- 0	1- 0	2- 0				
2- 1	0- 1		1- 0	NEUTRAL		1- 0	0- 0	0- 0				
9- 3	0- 3		1- 0	NON-CONFERENCE		3- 0	1- 0	4- 0				
5- 1	0- 1		0- 0	HOME		2- 0	0- 0	3- 0				
2- 1	0- 1		0- 0	AWAY		0- 0	1- 0	1- 0				
2- 1	0- 1		1- 0	NEUTRAL		1- 0	0- 0	0- 0				
6- 3	0- 1		2- 0	CONFERENCE		2- 2	1- 0	1- 0				
2- 2	0- 0		0- 0	HOME		1- 2	1- 0	0- 0				
4- 1	0- 1		2- 0	AWAY		1- 0	0- 0	1- 0				
0- 0	0- 0		0- 0	NEUTRAL		0- 0	0- 0	0- 0				

RPI 1-25					RPI 26-50					RPI 51-100					RPI 101+				
RPI	S	Opponent	Score		RPI	S	Opponent	Score		RPI	S	Opponent	Score		RPI	S	Opponent	Score	
1	H	Notre Dame	77	101	43	N	Kansas St.	79	59	64	H	Northwestern	76	60	122	H	St. John's (NY)	73	64
7	A	UConn	63	99	45	A	Butler	86	78	75	H	Green Bay	73	64	136	A	Oklahoma	87	76
8	N	Syracuse	81	83	46	A	Villanova	66	59	81	N	Princeton	82	67	188	A	Xavier	73	71
12	A	Marquette	63	96						83	H	Creighton	82	85	218	H	Temple	102	88
										85	H	Providence	88	62	221	A	Loyola Chi cago	102	76
										87	H	Seton Hall	73	84	290	H	Tennessee St.	95	73
										100	A	Georgetown	69	64	343	H	Savannah St.	124	61
LAST 12 Division I GAMES:																			
					87	H	Seton Hall	73	84	188	A	Xavier	73	71					
					122	H	St. John's (NY)	73	64	45	A	Butler	86	78					
					46	A	Villanova	66	59	83	H	Creighton	82	85					
					100	A	Georgetown	69	64	221	A	Loyol a Chi cago	102	76					
					12	A	Marquette	63	96	290	H	Tennessee St.	95	73					
					85	H	Providence	88	62	136	A	Okl ahoma	87	76					

Non-Div I Games:

DePaul

Del aware		Average RPI	Win: 256	WON-LOST	WINNING	LAST 10	STRENGTH OF	OPP. STRENGTH	TEAM	ADJ.	CONF.	ADJ CONF.
Average RPI		Loss: 101		RECORD	PCT. RANK	GAMES	SCHEDULE	OF SCHEDULE	RPI	RPI	RPI	RPI
DIV. I ONLY	8- 11	218	5-5	88	246	185	185	10	10			
DIV. I NON-CONF.	5- 7	206	1- 0	122	310	200	200	11	11			

TOTALS	RPI 1-25	RPI 26-50	W-L RECORDS	RPI 51-100	RPI 101-150	RPI 150+						
8- 11	0- 2	0- 1	OVERALL	0- 2	1- 3	7- 3						
4- 5	0- 2	0- 1	HOME	0- 0	1- 2	3- 0						
2- 4	0- 0	0- 0	AWAY	0- 2	0- 0	2- 2						
2- 2	0- 0	0- 0	NEUTRAL	0- 0	0- 1	2- 1						
5- 7	0- 2	0- 0	NON-CONFERENCE	0- 1	0- 1	5- 3						
2- 2	0- 2	0- 0	HOME	0- 0	0- 0	2- 0						
1- 3	0- 0	0- 0	AWAY	0- 1	0- 0	1- 2						
2- 2	0- 0	0- 0	NEUTRAL	0- 0	0- 1	2- 1						
3- 4	0- 0	0- 1	CONFERENCE	0- 1	1- 2	2- 0						
2- 3	0- 0	0- 1	HOME	0- 0	1- 2	1- 0						
1- 1	0- 0	0- 0	AWAY	0- 1	0- 0	1- 0						
0- 0	0- 0	0- 0	NEUTRAL	0- 0	0- 0	0- 0						

RPI 1-25				RPI 26-50				RPI 51-100				RPI 101+				Team's RPI: 185
RPI	S	Opponent	Score	RPI	S	Opponent	Score	RPI	S	Opponent	Score	RPI	S	Opponent	Score	
17	H	UCF	60 71	47	H	James Madison	43 68	69	A	Northeastern	62 75	110	H	Drexel	40 57	
18	H	Maryland	53 77					78	A	UNI	67 79	118	H	Towson	48 56	
												136	H	UNCW	65 53	
												146	N	Montana St.	60 69	
												151	N	Bradley	47 59	
												168	A	Boston U.	61 72	
												192	A	George Mason	46 72	
												202	N	Nicholls St.	71 56	
												226	A	Hofstra	78 59	
												235	H	Gardner-Webb	69 45	
												287	H	Saint Joseph's	48 39	
												292	H	Col. of Charleston	74 50	
												322	N	Lafayette	65 47	
												347	A	Delaware St.	85 77	

LAST 12 Division I GAMES:																
292	H	Col. of Charleston	74 50	322	N	Lafayette	65 47									
136	H	UNCW	65 53	202	N	Nicholls St.	71 56									
69	A	Northeastern	62 75	47	H	James Madison	43 68									
226	A	Hofstra	78 59	287	H	Saint Joseph's	48 39									
110	H	Drexel	40 57	18	H	Maryland	53 77									
118	H	Towson	48 56	235	H	Gardner-Webb	69 45									

Non-Div I Games:

Del aware

Average RPI Win:	345	WON-LOST	WINNING	LAST 10	STRENGTH OF	OPP. STRENGTH	TEAM	ADJ.	CONF.	ADJ CONF.
Average RPI Loss:	219	RECORD	PCT. RANK	GAMES	SCHEDULE	OF SCHEDULE	RPI	RPI	RPI	RPI
DIV. I ONLY	1- 15	344	1-9	299	344	347	347	32	32	
DIV. I NON-CONF.	0- 9	336	0- 0	165	262	333	333	32	32	

TOTALS	RPI 1-25	RPI 26-50	W-L RECORDS	RPI 51-100	RPI 101-150	RPI 150+				
1- 15	0- 0	0- 1	OVERALL	0- 0	0- 2	1- 12				
1- 4	0- 0	0- 1	HOME	0- 0	0- 0	1- 3				
0- 11	0- 0	0- 0	AWAY	0- 0	0- 2	0- 9				
0- 0	0- 0	0- 0	NEUTRAL	0- 0	0- 0	0- 0				
0- 9	0- 0	0- 1	NON-CONFERENCE	0- 0	0- 2	0- 6				
0- 2	0- 0	0- 1	HOME	0- 0	0- 0	0- 1				
0- 7	0- 0	0- 0	AWAY	0- 0	0- 2	0- 5				
0- 0	0- 0	0- 0	NEUTRAL	0- 0	0- 0	0- 0				
1- 6	0- 0	0- 0	CONFERENCE	0- 0	0- 0	1- 6				
1- 2	0- 0	0- 0	HOME	0- 0	0- 0	1- 2				
0- 4	0- 0	0- 0	AWAY	0- 0	0- 0	0- 4				
0- 0	0- 0	0- 0	NEUTRAL	0- 0	0- 0	0- 0				

RPI 1-25				RPI 26-50				RPI 51-100				RPI 101+ Team's RPI: 347			
RPI	S	Opponent	Score	RPI	S	Opponent	Score	RPI	S	Opponent	Score	RPI	S	Opponent	Score
				47	H	James Madison	57 103					122	A	St. John's (NY)	44 82
												134	A	VCU	55 97
												185	H	Delaware	77 85
												188	A	Xavier	59 80
												218	A	Temple	61 75
												219	A	Cornell	59 94
												222	A	Robert Morris	63 64
												242	A	Howard	62 78
												249	A	Marshall	63 75
												264	H	N. C. A&T	47 67
												265	A	Bethune-Cookman	55 67
												271	A	Norfolk St.	50 63
												313	H	Coppin St.	57 71
												345	H	N. C. Central	71 61
												349	A	Florida A&M	52 57
LAST 12 Division I GAMES:															
265	A	Bethune-Cookman	55 67	242	A	Howard	62 78								
345	H	N. C. Central	71 61	349	A	Florida A&M	52 57								
264	H	N. C. A&T	47 67	249	A	Marshall	63 75								
313	H	Coppin St.	57 71	222	A	Robert Morris	63 64								
271	A	Norfolk St.	50 63	219	A	Cornell	59 94								
134	A	VCU	55 97	188	A	Xavier	59 80								

Non-Div I Games: Post 65 53 Cheyney 79 59

Delaware St.

Average RPI Win: 185	WON-LOST RECORD	WINNING PCT. RANK	LAST 10 GAMES	STRENGTH OF SCHEDULE	OPP. STRENGTH OF SCHEDULE	TEAM RPI	ADJ. RPI	CONF. RPI	ADJ CONF. RPI
Average RPI Loss: 167									
DIV. I ONLY	12- 9	129	5-5	237	141	165	165	18	18
DIV. I NON-CONF.	7- 6	153	0- 0	202	100	170	170	17	17

TOTALS	RPI 1-25	RPI 26-50	W-L RECORDS	RPI 51-100	RPI 101-150	RPI 150+			
12- 9	0- 0	1- 1	OVERALL	1- 1	2- 2	8- 5			
10- 1	0- 0	1- 0	HOME	1- 0	2- 0	6- 1			
2- 8	0- 0	0- 1	AWAY	0- 1	0- 2	2- 4			
0- 0	0- 0	0- 0	NEUTRAL	0- 0	0- 0	0- 0			
7- 6	0- 0	0- 0	NON-CONFERENCE	1- 1	2- 2	4- 3			
6- 1	0- 0	0- 0	HOME	1- 0	2- 0	3- 1			
1- 5	0- 0	0- 0	AWAY	0- 1	0- 2	1- 2			
0- 0	0- 0	0- 0	NEUTRAL	0- 0	0- 0	0- 0			
5- 3	0- 0	1- 1	CONFERENCE	0- 0	0- 0	4- 2			
4- 0	0- 0	1- 0	HOME	0- 0	0- 0	3- 0			
1- 3	0- 0	0- 1	AWAY	0- 0	0- 0	1- 2			
0- 0	0- 0	0- 0	NEUTRAL	0- 0	0- 0	0- 0			

RPI S Opponent	Score	RPI S Opponent	Score	RPI S Opponent	Score	RPI S Opponent	Score	Team's RPI: 165
32 H South Dakota	104 99	32 H South Dakota	104 99	58 A Wyoming	74 78	101 A Nebraska	71 96	
35 A South Dakota St.	59 76	35 A South Dakota St.	59 76	68 H Lamar University	117 110	109 H American	83 54	
						113 A Northern Colo.	66 74	
						116 H Loyola Marymount	104 75	
						171 A New Mexico St.	64 66	
						174 H Oral Roberts	93 76	
						195 H UMKC	92 75	
						212 H St. Bonaventure	76 62	
						213 A Colorado St.	79 84	
						215 H North Dakota	87 66	
						233 A Western Ill.	78 87	
						237 H Air Force	92 66	
						243 H Samford	83 87	
						248 A Southern Utah	71 70	
						307 H North Dakota St.	81 54	
						310 A Omaha	95 68	
						334 A Purdue Fort Wayne	55 70	

LAST 12 Division I GAMES:								
307 H North Dakota St.	81 54	334 A Purdue Fort Wayne	55 70					
35 A South Dakota St.	59 76	174 H Oral Roberts	93 76					
215 H North Dakota	87 66	213 A Colorado St.	79 84					
32 H South Dakota	104 99	243 H Samford	83 87					
233 A Western Ill.	78 87	101 A Nebraska	71 96					
310 A Omaha	95 68	171 A New Mexico St.	64 66					

Non-Div I Games:

Denver

Average RPI Win: 333 WON-LOST RECORD WINNING PCT. RANK LAST 10 GAMES STRENGTH OF SCHEDULE OPP. STRENGTH OF SCHEDULE TEAM RPI ADJ. RPI CONF. RPI ADJ CONF. RPI

DIV. I ONLY	2- 17	337	1-9	274	216	332	332	20	20
DIV. I NON-CONF.	1- 9	326	0- 0	260	242	326	326	19	19
TOTALS	RPI 1-25	RPI 26-50	W-L RECORDS	RPI 51-100	RPI 101-150	RPI 150+			
2- 17	0- 0	0- 0	OVERALL	0- 6	0- 2	2- 9			
0- 7	0- 0	0- 0	HOME	0- 2	0- 1	0- 4			
2- 10	0- 0	0- 0	AWAY	0- 4	0- 1	2- 5			
0- 0	0- 0	0- 0	NEUTRAL	0- 0	0- 0	0- 0			
1- 9	0- 0	0- 0	NON-CONFERENCE	0- 4	0- 0	1- 5			
0- 3	0- 0	0- 0	HOME	0- 1	0- 0	0- 2			
1- 6	0- 0	0- 0	AWAY	0- 3	0- 0	1- 3			
0- 0	0- 0	0- 0	NEUTRAL	0- 0	0- 0	0- 0			
1- 8	0- 0	0- 0	CONFERENCE	0- 2	0- 2	1- 4			
0- 4	0- 0	0- 0	HOME	0- 1	0- 1	0- 2			
1- 4	0- 0	0- 0	AWAY	0- 1	0- 1	1- 2			
0- 0	0- 0	0- 0	NEUTRAL	0- 0	0- 0	0- 0			

RPI S Opponent	Score	RPI S Opponent	Score	RPI S Opponent	Score	RPI S Opponent	Score	Team's RPI: 332
				72 A Michigan	62 95	114 H Youngstown St.	59 85	
				75 H Green Bay	40 65	119 A IUPUI	47 82	
				84 H Miami (OH)	59 78	179 A Eastern Mich.	53 60	
				86 A Toledo	60 77	193 H Milwaukee	44 62	
				90 A Wright St.	59 78	221 A Loyola Chicago	43 52	
				93 A Ohio St.	41 55	229 A Bowling Green	73 79	
						266 H Cleveland St.	49 67	
						280 H Western Mich.	44 54	
						288 A Northern Ky.	56 68	
						302 A Oakland	67 74	
						310 H Omaha	42 51	
						330 A Manhattan	58 56	
						335 A UIC	42 36	
LAST 12 Division I GAMES:								
193 H Milwaukee	44 62	90 A Wright St.	59 78					
75 H Green Bay	40 65	288 A Northern Ky.	56 68					
335 A UIC	42 36	114 H Youngstown St.	59 85					
119 A IUPUI	47 82	86 A Toledo	60 77					
302 A Oakland	67 74	229 A Bowling Green	73 79					
266 H Cleveland St.	49 67	280 H Western Mich.	44 54					

Non-Div I Games: Mich. -Dearborn 68 60

Detroit Mercy

Average RPI	Win:	149	WON-LOST	WINNING	LAST 10	STRENGTH OF	OPP. STRENGTH	TEAM	ADJ.	CONF.	ADJ CONF.
Average RPI	Loss:	14	RECORD	PCT. RANK	GAMES	SCHEDULE	OF SCHEDULE	RPI	RPI	RPI	RPI
DIV. I ONLY		14- 4	38	7-3	32	46	16	16	12	12	
DIV. I NON-CONF.		7- 4	109	1- 0	8	1	12	12	14	14	

TOTALS	RPI 1-25		RPI 26-50		W-L RECORDS		RPI 51-100		RPI 101-150		RPI 150+
14- 4	2- 3		1- 1		OVERALL		2- 0		1- 0		8- 0
4- 1	0- 1		1- 0		HOME		0- 0		0- 0		3- 0
8- 2	0- 1		0- 1		AWAY		2- 0		1- 0		5- 0
2- 1	2- 1		0- 0		NEUTRAL		0- 0		0- 0		0- 0
7- 4	2- 3		1- 1		NON-CONFERENCE		1- 0		1- 0		2- 0
2- 1	0- 1		1- 0		HOME		0- 0		0- 0		1- 0
3- 2	0- 1		0- 1		AWAY		1- 0		1- 0		1- 0
2- 1	2- 1		0- 0		NEUTRAL		0- 0		0- 0		0- 0
7- 0	0- 0		0- 0		CONFERENCE		1- 0		0- 0		6- 0
2- 0	0- 0		0- 0		HOME		0- 0		0- 0		2- 0
5- 0	0- 0		0- 0		AWAY		1- 0		0- 0		4- 0
0- 0	0- 0		0- 0		NEUTRAL		0- 0		0- 0		0- 0

RPI	S	Opponent	Score
1	N	Notre Dame	64 82
9	H	Iowa	82 91
11	A	Iowa St.	81 86
14	N	Rutgers	69 59
20	N	South Carolina	90 85

RPI	S	Opponent	Score
32	H	South Dakota	76 64
35	A	South Dakota St.	71 80

RPI	S	Opponent	Score
78	A	UNI	88 64
83	A	Creighton	85 69

RPI	S	Opponent	Score
101	A	Nebraska	83 77
151	A	Bradley	92 63
157	H	CSUN	73 63
166	A	Indiana St.	70 68
191	A	Illinois St.	82 64
221	H	Loyola Chicago	69 60
233	A	Western Ill.	98 71
301	H	Valparaiso	84 53
337	A	Evansville	78 47

LAST 12 Division I GAMES:

337	A	Evansville	78 47	20	N	South Carolina	90 85
166	A	Indiana St.	70 68	1	N	Notre Dame	64 82
78	A	UNI	88 64	151	A	Bradley	92 63
301	H	Valparaiso	84 53	9	H	Iowa	82 91
221	H	Loyola Chicago	69 60	11	A	Iowa St.	81 86
191	A	Illinois St.	82 64	35	A	South Dakota St.	71 80

Non-Div I Games: Clarke 91 43

Drake

Average RPI	Win:	223	WON-LOST	WINNING	LAST 10	STRENGTH OF	OPP. STRENGTH	TEAM	ADJ.	CONF.	ADJ CONF.
Average RPI	Loss:	83	RECORD	PCT. RANK	GAMES	SCHEDULE	OF SCHEDULE	RPI	RPI	RPI	RPI
DIV. I ONLY		13- 5	62	7-3	151	217	110	110	10	10	
DIV. I NON-CONF.		8- 3	72	1- 0	197	270	115	115	11	11	

TOTALS	RPI 1-25		RPI 26-50		W-L RECORDS	RPI 51-100		RPI 101-150		RPI 150+	
13- 5	0- 0		0- 1		OVERALL	2- 3		1- 1		10- 0	
5- 4	0- 0		0- 1		HOME	1- 2		1- 1		3- 0	
7- 0	0- 0		0- 0		AWAY	1- 0		0- 0		6- 0	
1- 1	0- 0		0- 0		NEUTRAL	0- 1		0- 0		1- 0	
8- 3	0- 0		0- 0		NON-CONFERENCE	1- 3		0- 0		7- 0	
3- 2	0- 0		0- 0		HOME	1- 2		0- 0		2- 0	
4- 0	0- 0		0- 0		AWAY	0- 0		0- 0		4- 0	
1- 1	0- 0		0- 0		NEUTRAL	0- 1		0- 0		1- 0	
5- 2	0- 0		0- 1		CONFERENCE	1- 0		1- 1		3- 0	
2- 2	0- 0		0- 1		HOME	0- 0		1- 1		1- 0	
3- 0	0- 0		0- 0		AWAY	1- 0		0- 0		2- 0	
0- 0	0- 0		0- 0		NEUTRAL	0- 0		0- 0		0- 0	

RPI 1-25				RPI 26-50				RPI 51-100				RPI 101+				Team's RPI: 110
RPI	S	Opponent	Score	RPI	S	Opponent	Score	RPI	S	Opponent	Score	RPI	S	Opponent	Score	
				47	H	James Madison	35 51	51	H	Bucknell	64 42	118	H	Towson	54 55	
								67	H	Quinnipiac	52 56	136	H	UNCW	67 55	
								69	A	Northeastern	61 59	185	A	Delaware	57 40	
								90	N	Wright St.	63 71	226	A	Hofstra	61 49	
								92	H	Penn	39 55	235	H	Gardner-Webb	65 48	
												252	N	Siena	51 39	
												272	A	Richmond	58 35	
												274	A	Vermont	60 44	
												286	A	La Salle	58 43	
												287	H	Saint Joseph's	51 34	
												292	H	Col. of Charleston	76 53	
												330	A	Manhattan	53 39	
LAST 12 Division I GAMES:																
292	H	Col. of Charleston	76 53	274	A	Vermont	60 44									
226	A	Hofstra	61 49	136	H	UNCW	67 55									
69	A	Northeastern	61 59	272	A	Richmond	58 35									
185	A	Delaware	57 40	92	H	Penn	39 55									
47	H	James Madison	35 51	235	H	Gardner-Webb	65 48									
118	H	Towson	54 55	90	N	Wright St.	63 71									

Non-Div I Games:

Drexel

Average RPI Win:	156	WON-LOST	WINNING	LAST 10	STRENGTH OF	OPP. STRENGTH	TEAM	ADJ.	CONF.	ADJ CONF.
Average RPI Loss:	37	RECORD	PCT. RANK	GAMES	SCHEDULE	OF SCHEDULE	RPI	RPI	RPI	RPI
DIV. I ONLY	9- 10	183	3-7	6	31	55	55	1	1	
DIV. I NON-CONF.	8- 4	91	0- 1	52	72	47	47	1	1	

TOTALS	RPI 1-25	RPI 26-50	W-L RECORDS	RPI 51-100	RPI 101-150	RPI 150+				
9- 10	0- 4	0- 4	OVERALL	2- 1	1- 1	6- 0				
6- 3	0- 2	0- 1	HOME	1- 0	1- 0	4- 0				
2- 5	0- 2	0- 2	AWAY	1- 1	0- 0	1- 0				
1- 2	0- 0	0- 1	NEUTRAL	0- 0	0- 1	1- 0				
8- 4	0- 0	0- 2	NON-CONFERENCE	2- 1	0- 1	6- 0				
5- 0	0- 0	0- 0	HOME	1- 0	0- 0	4- 0				
2- 2	0- 0	0- 1	AWAY	1- 1	0- 0	1- 0				
1- 2	0- 0	0- 1	NEUTRAL	0- 0	0- 1	1- 0				
1- 6	0- 4	0- 2	CONFERENCE	0- 0	1- 0	0- 0				
1- 3	0- 2	0- 1	HOME	0- 0	1- 0	0- 0				
0- 3	0- 2	0- 1	AWAY	0- 0	0- 0	0- 0				
0- 0	0- 0	0- 0	NEUTRAL	0- 0	0- 0	0- 0				

RPI 1-25				RPI 26-50				RPI 51-100				Team's RPI : 55				RPI 101+			
RPI	S	Opponent	Score	RPI	S	Opponent	Score	RPI	S	Opponent	Score	RPI	S	Opponent	Score	RPI	S	Opponent	Score
4	H	Louisville	51 73	26	H	Miami (FL)	50 58	63	A	Maine	66 63	104	H	Wake Forest	66 52				
6	A	NC State	51 63	36	N	Missouri	54 62	64	A	Northwestern	58 84	120	N	Washington	64 71				
8	H	Syracuse	55 64	39	A	Georgia Tech	64 70	88	H	FGCU	57 41	154	H	Marist	64 56				
23	A	Florida St.	62 66	41	A	Oregon St.	57 71					172	A	Wisconsin	60 53				
												190	H	Elon	81 64				
												194	N	Ball St.	79 62				
												210	H	UNLV	66 38				
												231	H	East Caroli na	83 66				

Average RPI Loss: 93

DIV. I ONLY	11- 9	140	6-4	203	70	161	161	17	17
DIV. I NON-CONF.	6- 7	172	0- 0	114	20	135	135	16	16
TOTALS	RPI 1-25	RPI 26-50	W-L RECORDS	RPI 51-100	RPI 101-150	RPI 150+			
11- 9	0- 2	0- 1	OVERALL	2- 2	0- 2	9- 2			
5- 4	0- 1	0- 0	HOME	0- 0	0- 2	5- 1			
6- 3	0- 0	0- 1	AWAY	2- 2	0- 0	4- 0			
0- 2	0- 1	0- 0	NEUTRAL	0- 0	0- 0	0- 1			
6- 7	0- 2	0- 1	NON-CONFERENCE	2- 2	0- 1	4- 1			
3- 2	0- 1	0- 0	HOME	0- 0	0- 1	3- 0			
3- 3	0- 0	0- 1	AWAY	2- 2	0- 0	1- 0			
0- 2	0- 1	0- 0	NEUTRAL	0- 0	0- 0	0- 1			
5- 2	0- 0	0- 0	CONFERENCE	0- 0	0- 1	5- 1			
2- 2	0- 0	0- 0	HOME	0- 0	0- 1	2- 1			
3- 0	0- 0	0- 0	AWAY	0- 0	0- 0	3- 0			
0- 0	0- 0	0- 0	NEUTRAL	0- 0	0- 0	0- 0			

RPI 1-25					
RPI	S	Opponent	Score		
8	N	Syracuse	71	87	
17	H	UCF	63	71	

RPI 26-50					
RPI	S	Opponent	Score		
31	A	Texas	41	78	

RPI 51-100					
RPI	S	Opponent	Score		
59	A	TCU	48	61	
86	A	Toledo	52	65	
89	A	Kent St.	77	72	
99	A	Penn St.	64	58	

Team's RPI: 161+ RPI 101+					
RPI	S	Opponent	Score		
108	H	Pittsburgh	58	66	
128	H	Davison	47	62	
170	H	George Washington	54	55	
192	A	George Mason	60	57	
212	A	St. Bonaventure	60	54	
218	H	Temple	54	53	
230	H	Mt. St. Mary's	73	64	
234	N	Liberty	51	55	
241	A	Saint Francis (PA)	93	73	
257	H	ETSU	66	58	
272	H	Richmond	80	54	
286	A	La Salle	66	62	
287	H	Saint Joseph's	81	73	

LAST 12 Division I GAMES:					
272	H	Richmond	80	54	
287	H	Saint Joseph's	81	73	
192	A	George Mason	60	57	
128	H	Davison	47	62	
212	A	St. Bonaventure	60	54	
218	H	Temple	54	53	
170	H	George Washington	54	55	
286	A	La Salle	66	62	
108	H	Pittsburgh	58	66	
234	N	Liberty	51	55	
8	N	Syracuse	71	87	
257	H	ETSU	66	58	

Non-Div I Games:

Duquesne

Average RPI Win:	227	WON-LOST	WINNING	LAST 10	STRENGTH OF	OPP. STRENGTH	TEAM	ADJ.	CONF.	ADJ CONF.
Average RPI Loss:	120	RECORD	PCT. RANK	GAMES	SCHEDULE	OF SCHEDULE	RPI	RPI	RPI	RPI
DIV. I ONLY	4- 17	318	3-7	58	171	257	257	25	25	
DIV. I NON-CONF.	2- 14	319	0- 2	30	138	242	242	25	25	

TOTALS	RPI 1-25	RPI 26-50	W-L RECORDS	RPI 51-100	RPI 101-150	RPI 150+				
4- 17	0- 3	0- 0	OVERALL	0- 4	1- 5	3- 5				
4- 4	0- 0	0- 0	HOME	0- 2	1- 1	3- 1				
0- 10	0- 1	0- 0	AWAY	0- 2	0- 3	0- 4				
0- 3	0- 2	0- 0	NEUTRAL	0- 0	0- 1	0- 0				
2- 14	0- 3	0- 0	NON-CONFERENCE	0- 4	1- 4	1- 3				
2- 4	0- 0	0- 0	HOME	0- 2	1- 1	1- 1				
0- 7	0- 1	0- 0	AWAY	0- 2	0- 2	0- 2				
0- 3	0- 2	0- 0	NEUTRAL	0- 0	0- 1	0- 0				
2- 3	0- 0	0- 0	CONFERENCE	0- 0	0- 1	2- 2				
2- 0	0- 0	0- 0	HOME	0- 0	0- 0	2- 0				
0- 3	0- 0	0- 0	AWAY	0- 0	0- 1	0- 2				
0- 0	0- 0	0- 0	NEUTRAL	0- 0	0- 0	0- 0				

RPI 1-25				RPI 26-50				RPI 51-100				RPI 101+ Team's RPI: 257			
RPI	S	Opponent	Score	RPI	S	Opponent	Score	RPI	S	Opponent	Score	RPI	S	Opponent	Score
14	N	Rutgers	44 68					52	A	Tennessee	61 80	121	N	Western Ky.	68 82
20	N	South Carolina	55 101					94	H	Troy	66 84	124	A	Chattanooga	67 76
21	A	Michigan St.	53 75					96	A	Cincinnati	64 77	126	A	Radford	64 79
								97	H	Houston	77 84	127	H	Appalachian St.	95 64
												135	A	South Alabama	74 81
												142	H	High Point	65 73
												161	A	Duquesne	58 66
												169	A	Mercer	41 64
												198	A	UNC Asheville	55 56
												234	H	Liberty	86 89
												238	H	Furman	75 70
												243	A	Samford	58 79
												264	H	N.C. A&T	61 56
												277	H	Wofford	92 79

LAST 12 Division I GAMES:															
169	A	Mercer	41 64	14	N	Rutgers	44 68	52	A	Tennessee	61 80	121	N	Western Ky.	68 82
243	A	Samford	58 79	124	N	Western Ky.	68 82	161	A	Duquesne	58 66	264	H	N.C. A&T	61 56
277	H	Wofford	92 79	52	A	Tennessee	61 80	243	A	Samford	58 79	198	A	UNC Asheville	55 56
238	H	Furman	75 70	126	A	Radford	64 79	234	H	Liberty	86 89				
124	A	Chattanooga	67 76	127	H	Appalachian St.	95 64	238	H	Furman	75 70				
142	H	High Point	65 73	135	A	South Alabama	74 81	243	A	Samford	58 79				

Non-Div I Games:

ETSU

Average RPI Win:	263	WON-LOST	WINNING	LAST 10	STRENGTH OF	OPP. STRENGTH	TEAM	ADJ.	CONF.	ADJ CONF.
Average RPI Loss:	132	RECORD	PCT. RANK	GAMES	SCHEDULE	OF SCHEDULE	RPI	RPI	RPI	RPI
DIV. I ONLY	10- 9	157	3-7	273	211	231	231	9	9	
DIV. I NON-CONF.	9- 4	85	0- 0	305	286	199	199	9	9	

TOTALS	RPI 1-25	RPI 26-50	W-L RECORDS	RPI 51-100	RPI 101-150	RPI 150+				
10- 9	0- 1	0- 0	OVERALL	0- 1	1- 4	9- 3				
8- 3	0- 1	0- 0	HOME	0- 0	1- 2	7- 0				
0- 6	0- 0	0- 0	AWAY	0- 1	0- 2	0- 3				
2- 0	0- 0	0- 0	NEUTRAL	0- 0	0- 0	2- 0				
9- 4	0- 0	0- 0	NON-CONFERENCE	0- 1	1- 2	8- 1				
7- 1	0- 0	0- 0	HOME	0- 0	1- 1	6- 0				
0- 3	0- 0	0- 0	AWAY	0- 1	0- 1	0- 1				
2- 0	0- 0	0- 0	NEUTRAL	0- 0	0- 0	2- 0				
1- 5	0- 1	0- 0	CONFERENCE	0- 0	0- 2	1- 2				
1- 2	0- 1	0- 0	HOME	0- 0	0- 1	1- 0				
0- 3	0- 0	0- 0	AWAY	0- 0	0- 1	0- 2				
0- 0	0- 0	0- 0	NEUTRAL	0- 0	0- 0	0- 0				

RPI 1-25				RPI 26-50				RPI 51-100				RPI 101+				Team's RPI: 231
RPI	S	Opponent	Score	RPI	S	Opponent	Score	RPI	S	Opponent	Score	RPI	S	Opponent	Score	
17	H	UCF	58 61					55	A	Duke	66 83	104	H	Wake Forest	70 61	
												117	A	Tulane	57 68	
												129	A	William & Mary	43 63	
												136	H	UNCW	68 71	
												138	H	Tulsa	55 75	
												164	A	Charlotte	46 52	
												181	H	UMES	84 69	
												217	A	Memphis	46 58	
												218	A	Temple	62 84	
												234	H	Liberty	66 63	
												245	H	Monmouth	73 67	
												260	H	Wichita St.	78 56	
												282	H	Kennesaw St.	68 56	
												293	N	South Carolina St.	71 63	
												338	H	Grand Canyon	59 47	
												341	H	USC Upstate	63 53	
												348	N	Longwood	61 52	

LAST 12 Division I GAMES:																
217	A	Memphis	46 58	218	A	Temple	62 84									
138	H	Tulsa	55 75	17	H	UCF	58 61									
260	H	Wichita St.	78 56	293	N	South Carolina St.	71 63									
117	A	Tulane	57 68	348	N	Longwood	61 52									
136	H	UNCW	68 71	341	H	USC Upstate	63 53									
55	A	Duke	66 83	234	H	Liberty	66 63									

Non-Div I Games:

East Carolina

Average RPI Win:	234	WON-LOST	WINNING	LAST 10	STRENGTH OF	OPP. STRENGTH	TEAM	ADJ.	CONF.	ADJ CONF.
Average RPI Loss:	176	RECORD	PCT. RANK	GAMES	SCHEDULE	OF SCHEDULE	RPI	RPI	RPI	RPI
DIV. I ONLY	5- 11	269	4-6	175	317	268	268	21	21	
DIV. I NON-CONF.	3- 5	227	0- 0	206	243	219	219	20	20	

TOTALS	RPI 1-25	RPI 26-50	W-L RECORDS	RPI 51-100	RPI 101-150	RPI 150+				
5- 11	0- 0	0- 1	OVERALL	0- 0	1- 3	4- 7				
4- 2	0- 0	0- 0	HOME	0- 0	1- 0	3- 2				
0- 9	0- 0	0- 1	AWAY	0- 0	0- 3	0- 5				
1- 0	0- 0	0- 0	NEUTRAL	0- 0	0- 0	1- 0				
3- 5	0- 0	0- 1	NON-CONFERENCE	0- 0	0- 1	3- 3				
2- 0	0- 0	0- 0	HOME	0- 0	0- 0	2- 0				
0- 5	0- 0	0- 1	AWAY	0- 0	0- 1	0- 3				
1- 0	0- 0	0- 0	NEUTRAL	0- 0	0- 0	1- 0				
2- 6	0- 0	0- 0	CONFERENCE	0- 0	1- 2	1- 4				
2- 2	0- 0	0- 0	HOME	0- 0	1- 0	1- 2				
0- 4	0- 0	0- 0	AWAY	0- 0	0- 2	0- 2				
0- 0	0- 0	0- 0	NEUTRAL	0- 0	0- 0	0- 0				

RPI	S	Opponent	Score	RPI	S	Opponent	Score	RPI	S	Opponent	Score	RPI	S	Opponent	Score	Team's RPI: 268
45	A	Butler	37	72								111	A	Northern Ill.	59	78
												123	A	Tennessee Tech	88	99
												133	A	UT Martin	66	90
												133	H	UT Martin	77	71
												151	A	Bradley	64	67
												160	A	Southern Ill.	59	73
												166	H	Indiana St.	63	39
												203	A	Jacksonville St.	49	78
												204	A	Southeast Mo. St.	57	72
												207	H	SIUE	56	65
												233	N	Western Ill.	64	62
												300	H	Austin Peay	60	73
												301	A	Valparaiso	60	62
												303	H	Murray St.	75	67
												334	H	Purdue Fort Wayne	72	63
LAST 12 Division I GAMES:																
300	H	Austin Peay	60	73	204	A	Southeast Mo. St.	57	72							
303	H	Murray St.	75	67	133	A	UT Martin	66	90							
123	A	Tennessee Tech	88	99	166	H	Indiana St.	63	39							
203	A	Jacksonville St.	49	78	111	A	Northern Ill.	59	78							
207	H	SIUE	56	65	160	A	Southern Ill.	59	73							
133	H	UT Martin	77	71	233	N	Western Ill.	64	62							

Non-Div I Games: Lincoln Christian 97 34 Eureka 104 48 Oakland City 102 43

Eastern III.

Average RPI Win:	0	WON-LOST	WINNING	LAST 10	STRENGTH OF	OPP. STRENGTH	TEAM	ADJ.	CONF.	ADJ CONF.
Average RPI Loss:	160	RECORD	PCT. RANK	GAMES	SCHEDULE	OF SCHEDULE	RPI	RPI	RPI	RPI
DIV. I ONLY	0- 17	351	1-9	70	289	311	311	21	21	
DIV. I NON-CONF.	0- 9	336	0- 1	16	264	249	249	20	20	

TOTALS	RPI 1-25	RPI 26-50	W-L RECORDS	RPI 51-100	RPI 101-150	RPI 150+				
0- 17	0- 1	0- 1	OVERALL	0- 4	0- 2	0- 9				
0- 6	0- 0	0- 0	HOME	0- 0	0- 2	0- 4				
0- 9	0- 0	0- 1	AWAY	0- 3	0- 0	0- 5				
0- 2	0- 1	0- 0	NEUTRAL	0- 1	0- 0	0- 0				
0- 9	0- 1	0- 1	NON-CONFERENCE	0- 3	0- 0	0- 4				
0- 2	0- 0	0- 0	HOME	0- 0	0- 0	0- 2				
0- 5	0- 0	0- 1	AWAY	0- 2	0- 0	0- 2				
0- 2	0- 1	0- 0	NEUTRAL	0- 1	0- 0	0- 0				
0- 8	0- 0	0- 0	CONFERENCE	0- 1	0- 2	0- 5				
0- 4	0- 0	0- 0	HOME	0- 0	0- 2	0- 2				
0- 4	0- 0	0- 0	AWAY	0- 1	0- 0	0- 3				
0- 0	0- 0	0- 0	NEUTRAL	0- 0	0- 0	0- 0				

RPI 1-25				RPI 26-50				RPI 51-100				RPI 101+				Team's RPI: 311
RPI	S	Opponent	Score	RPI	S	Opponent	Score	RPI	S	Opponent	Score	RPI	S	Opponent	Score	
23	N	Florida St.	45 62	37	A	Ohio	60 100	60	A	West Virginia	29 78	123	H	Tennessee Tech	68 81	
								60	N	West Virginia	39 81	133	H	UT Martin	61 87	
								70	A	Belmont	43 69	155	A	Akron	54 63	
								84	A	Miami (OH)	44 60	192	H	George Mason	75 91	
												200	H	Saint Louis	43 70	
												203	H	Jacksonville St.	44 53	
												204	H	Southeast Mo. St.	42 52	
												280	A	Western Mich.	53 64	
												290	A	Tennessee St.	38 60	
												300	A	Austin Peay	65 100	
												303	A	Murray St.	63 81	

LAST 12 Division I GAMES:																
203	H	Jacksonville St.	44 53	60	N	West Virginia	39 81	123	H	Tennessee Tech	68 81	300	A	Austin Peay	65 100	
204	H	Southeast Mo. St.	42 52					60	A	West Virginia	29 78					
133	H	UT Martin	61 87					192	H	George Mason	75 91					
70	A	Belmont	43 69					155	A	Akron	54 63					
290	A	Tennessee St.	38 60													
303	A	Murray St.	63 81													

Non-Div I Games: Brescia 70 41 Ky. Christian 90 35

Eastern Ky.

Average RPI	Win:	274	WON-LOST	WINNING	LAST 10	STRENGTH OF	OPP. STRENGTH	TEAM	ADJ.	CONF.	ADJ CONF.
Average RPI	Loss:	92	RECORD	PCT. RANK	GAMES	SCHEDULE	OF SCHEDULE	RPI	RPI	RPI	RPI
DIV. I ONLY		9- 8		146	4-6	215	170	179	179	8	8
DIV. I NON-CONF.		6- 4		125	0- 0	343	233	257	257	8	8

TOTALS	RPI 1-25		RPI 26-50		W-L RECORDS	RPI 51-100		RPI 101-150		RPI 150+	
9- 8	0- 2		0- 3		OVERALL	0- 1		0- 0		9- 2	
6- 1	0- 0		0- 1		HOME	0- 0		0- 0		6- 0	
3- 4	0- 1		0- 1		AWAY	0- 1		0- 0		3- 1	
0- 3	0- 1		0- 1		NEUTRAL	0- 0		0- 0		0- 1	
6- 4	0- 1		0- 1		NON-CONFERENCE	0- 0		0- 0		6- 2	
4- 0	0- 0		0- 0		HOME	0- 0		0- 0		4- 0	
2- 1	0- 0		0- 0		AWAY	0- 0		0- 0		2- 1	
0- 3	0- 1		0- 1		NEUTRAL	0- 0		0- 0		0- 1	
3- 4	0- 1		0- 2		CONFERENCE	0- 1		0- 0		3- 0	
2- 1	0- 0		0- 1		HOME	0- 0		0- 0		2- 0	
1- 3	0- 1		0- 1		AWAY	0- 1		0- 0		1- 0	
0- 0	0- 0		0- 0		NEUTRAL	0- 0		0- 0		0- 0	

RPI 1-25				RPI 26-50				RPI 51-100				RPI 101+				Team's RPI: 179
RPI	S	Opponent	Score	RPI	S	Opponent	Score	RPI	S	Opponent	Score	RPI	S	Opponent	Score	
11	N	Iowa St.	59 85	30	H	Buffalo	84 91	89	A	Kent St.	64 71	155	A	Akron	72 60	
24	A	Central Mich.	61 71	37	A	Ohio	44 85					180	A	Illinois	66 72	
				45	N	Butler	63 73					191	H	Illinois St.	50 41	
												229	H	Bowling Green	81 74	
												266	H	Cleveland St.	69 63	
												280	H	Western Mich.	64 61	
												316	N	UNC Greensboro	44 49	
												332	H	Detroit Mercy	60 53	
												334	A	Purdue Fort Wayne	87 72	
												335	H	UIC	52 38	
												348	A	Longwood	64 45	

LAST 12 Division I GAMES:																
37	A	Ohio	44 85	24	A	Central Mich.	61 71									
155	A	Akron	72 60	229	H	Bowling Green	81 74									
280	H	Western Mich.	64 61	316	N	UNC Greensboro	44 49									
30	H	Buffalo	84 91	348	A	Longwood	64 45									
89	A	Kent St.	64 71	334	A	Purdue Fort Wayne	87 72									
45	N	Butler	63 73	332	H	Detroit Mercy	60 53									

Non-Div I Games: Northwood 53 39

Eastern Mich.

Average RPI Win: 198

Average RPI Loss: 114

WON-LOST
RECORDWINNING
PCT. RANKLAST 10
GAMESSTRENGTH OF
SCHEDULEOPP. STRENGTH
OF SCHEDULETEAM
RPIADJ.
RPICONF.
RPIADJ CONF.
RPIDIV. I ONLY
DIV. I NON-CONF.3- 13
0- 8319
3363-7
0- 027
6199
189189
217189
21716
1216
12

TOTALS

RPI 1-25

RPI 26-50

W-L RECORDS

RPI 51-100

RPI 101-150

RPI 150+

3- 13

0- 2

0- 2

OVERALL

0- 2

2- 4

1- 3

0- 6

0- 1

0- 1

HOME

0- 0

0- 3

0- 1

3- 5

0- 1

0- 0

AWAY

0- 2

2- 1

1- 1

0- 2

0- 0

0- 1

NEUTRAL

0- 0

0- 0

0- 1

0- 8

0- 2

0- 2

NON-CONFERENCE

0- 1

0- 1

0- 2

0- 3

0- 1

0- 1

HOME

0- 0

0- 1

0- 0

0- 3

0- 1

0- 0

AWAY

0- 1

0- 0

0- 1

0- 2

0- 0

0- 1

NEUTRAL

0- 0

0- 0

0- 1

3- 5

0- 0

0- 0

CONFERENCE

0- 1

2- 3

1- 1

0- 3

0- 0

0- 0

HOME

0- 0

0- 2

0- 1

3- 2

0- 0

0- 0

AWAY

0- 1

2- 1

1- 0

0- 0

0- 0

0- 0

NEUTRAL

0- 0

0- 0

0- 0

RPI 1-25

RPI 26-50

RPI 51-100

RPI 101+

Team's RPI: 189

RPI	S	Opponent	Score
13	H	Gonzaga	51 63
25	A	BYU	65 80

RPI	S	Opponent	Score
29	H	Utah	51 95
41	N	Oregon St.	45 93

RPI	S	Opponent	Score
61	A	Boise St.	55 67
95	A	Idaho St.	48 63

RPI	S	Opponent	Score
107	A	Idaho	68 84
113	H	Northern Colo.	62 67
125	H	Fresno St.	58 68
140	H	Portland St.	64 76
141	A	Montana	68 62
146	A	Montana St.	89 87
184	N	UC Riverside	45 57
228	H	Sacramento St.	70 73
308	A	Weber St.	64 58
318	A	Cal Poly	55 59

LAST 12 Division I GAMES:

146	A	Montana St.	89 87
141	A	Montana	68 62
113	H	Northern Colo.	62 67
107	A	Idaho	68 84
95	A	Idaho St.	48 63
308	A	Weber St.	64 58

228	H	Sacramento St.	70 73
140	H	Portland St.	64 76
184	N	UC Riverside	45 57
41	N	Oregon St.	45 93
61	A	Boise St.	55 67
125	H	Fresno St.	58 68

Non-Div I Games:

Eastern Ore.

66 45

Eastern Wash.

Average RPI Win:	240	WON-LOST	WINNING	LAST 10	STRENGTH OF	OPP. STRENGTH	TEAM	ADJ.	CONF.	ADJ CONF.
Average RPI Loss:	109	RECORD	PCT. RANK	GAMES	SCHEDULE	OF SCHEDULE	RPI	RPI	RPI	RPI
DIV. I ONLY	6- 11	249	3-7	107	197	190	190	10	10	
DIV. I NON-CONF.	4- 6	212	0- 0	125	223	196	196	11	11	

TOTALS	RPI 1-25	RPI 26-50	W-L RECORDS	RPI 51-100	RPI 101-150	RPI 150+				
6- 11	0- 0	0- 2	OVERALL	0- 3	1- 4	5- 2				
3- 4	0- 0	0- 1	HOME	0- 1	1- 1	2- 1				
3- 7	0- 0	0- 1	AWAY	0- 2	0- 3	3- 1				
0- 0	0- 0	0- 0	NEUTRAL	0- 0	0- 0	0- 0				
4- 6	0- 0	0- 1	NON-CONFERENCE	0- 2	1- 1	3- 2				
2- 3	0- 0	0- 1	HOME	0- 1	1- 0	1- 1				
2- 3	0- 0	0- 0	AWAY	0- 1	0- 1	2- 1				
0- 0	0- 0	0- 0	NEUTRAL	0- 0	0- 0	0- 0				
2- 5	0- 0	0- 1	CONFERENCE	0- 1	0- 3	2- 0				
1- 1	0- 0	0- 0	HOME	0- 0	0- 1	1- 0				
1- 4	0- 0	0- 1	AWAY	0- 1	0- 2	1- 0				
0- 0	0- 0	0- 0	NEUTRAL	0- 0	0- 0	0- 0				

E
l
o
nE
l
o
n

RPI 1-25				RPI 26-50				RPI 51-100				RPI 101+ Team's RPI: 190			
RPI	S	Opponent	Score	RPI	S	Opponent	Score	RPI	S	Opponent	Score	RPI	S	Opponent	Score
				33	H	North Carolina	69 100	54	H	Auburn	44 96	118	A	Towson	58 59
				47	A	James Madison	30 82	55	A	Duke	64 81	127	A	Appalachian St.	62 65
								69	A	Northeastern	71 79	128	H	Davidson	73 72
												129	A	William & Mary	60 65
												136	H	UNCW	70 75
												154	H	Marist	57 61
												187	A	Hampton	77 62
												226	A	Hofstra	77 64
												264	H	N. C. A&T	73 64
												278	A	Winthrop	57 58
												292	H	Col. of Charleston	76 68
												345	A	N. C. Central	83 54
LAST 12 Division I GAMES:															
129	A	William & Mary	60 65	47	A	James Madison	30 82	118	A	Towson	58 59				
136	H	UNCW	70 75												
292	H	Col. of Charleston	76 68	264	H	N. C. A&T	73 64	278	A	Winthrop	57 58				
226	A	Hofstra	77 64	128	H	Davidson	73 72								
69	A	Northeastern	71 79	187	A	Hampton	77 62								
54	H	Auburn	44 96												

Non-Div I Games:

Chowan

88 74

El on

Average RPI Win:	323	WON-LOST	WINNING	LAST 10	STRENGTH OF	OPP. STRENGTH	TEAM	ADJ.	CONF.	ADJ CONF.
Average RPI Loss:	192	RECORD	PCT. RANK	GAMES	SCHEDULE	OF SCHEDULE	RPI	RPI	RPI	RPI

DIV. I ONLY	2- 17	337	1-9	263	290	337	337	12	12
DIV. I NON-CONF.	2- 9	297	0- 0	340	341	347	347	14	14

TOTALS	RPI 1-25	RPI 26-50	W-L RECORDS	RPI 51-100	RPI 101-150	RPI 150+			
2- 17	0- 1	0- 0	OVERALL	0- 1	0- 3	2- 12			
1- 8	0- 1	0- 0	HOME	0- 1	0- 0	1- 6			
1- 9	0- 0	0- 0	AWAY	0- 0	0- 3	1- 6			
0- 0	0- 0	0- 0	NEUTRAL	0- 0	0- 0	0- 0			
2- 9	0- 0	0- 0	NON-CONFERENCE	0- 0	0- 2	2- 7			
1- 4	0- 0	0- 0	HOME	0- 0	0- 0	1- 4			
1- 5	0- 0	0- 0	AWAY	0- 0	0- 2	1- 3			
0- 0	0- 0	0- 0	NEUTRAL	0- 0	0- 0	0- 0			
0- 8	0- 1	0- 0	CONFERENCE	0- 1	0- 1	0- 5			
0- 4	0- 1	0- 0	HOME	0- 1	0- 0	0- 2			
0- 4	0- 0	0- 0	AWAY	0- 0	0- 1	0- 3			
0- 0	0- 0	0- 0	NEUTRAL	0- 0	0- 0	0- 0			

RPI 1-25	RPI 26-50	RPI 51-100	RPI 101+	Team's RPI: 337
RPI S Opponent Score	RPI S Opponent Score	RPI S Opponent Score	RPI S Opponent Score	
16 H Drake 47 78		78 H UNI 46 74	102 A Missouri St. 66 88	
			115 A Dayton 30 69	
			132 A Morehead St. 63 85	
			151 H Bradley 68 75	
			160 A Southern Ill. 47 67	
			172 A Wisconsin 60 96	
			191 H Illinois St. 61 72	
			204 H Southeast Mo. St. 50 54	
			207 H SIUE 45 54	
			221 A Loyola Chicago 56 61	
			249 A Marshall 65 72	
			300 H Austin Peay 56 52	
			301 A Valparaiso 49 93	
			303 A Murray St. 53 81	
			334 H Purdue Fort Wayne 66 72	
			335 H UIC 54 62	
			346 A Chicago St. 67 58	
LAST 12 Division I GAMES:				
301 A Valparaiso 49 93	16 H Drake 47 78			
221 A Loyola Chicago 56 61	78 H UNI 46 74			
191 H Illinois St. 61 72	172 A Wisconsin 60 96			
151 H Bradley 68 75	300 H Austin Peay 56 52			
102 A Missouri St. 66 88	115 A Dayton 30 69			
160 A Southern Ill. 47 67	204 H Southeast Mo. St. 50 54			

Non-Div I Games:

Average RPI Win:	237	WON-LOST	WINNING	LAST 10	STRENGTH OF	OPP. STRENGTH	TEAM	ADJ.	CONF.	ADJ CONF.
Average RPI Loss:	60	RECORD	PCT. RANK	GAMES	SCHEDULE	OF SCHEDULE	RPI	RPI	RPI	RPI
DIV. I ONLY	13- 4	41	8-2	204	164	88	88	24	24	
DIV. I NON-CONF.	7- 4	109	0- 0	135	75	95	95	26	26	
<hr/>										
TOTALS	RPI 1-25	RPI 26-50	W-L RECORDS	RPI 51-100	RPI 101-150	RPI 150+				
13- 4	0- 1	0- 1	OVERALL	1- 1	2- 1	10- 0				
7- 1	0- 0	0- 0	HOME	1- 0	0- 1	6- 0				
5- 2	0- 0	0- 1	AWAY	0- 1	1- 0	4- 0				
1- 1	0- 1	0- 0	NEUTRAL	0- 0	1- 0	0- 0				
7- 4	0- 1	0- 1	NON-CONFERENCE	1- 1	1- 1	5- 0				
4- 1	0- 0	0- 0	HOME	1- 0	0- 1	3- 0				
2- 2	0- 0	0- 1	AWAY	0- 1	0- 0	2- 0				
1- 1	0- 1	0- 0	NEUTRAL	0- 0	1- 0	0- 0				
6- 0	0- 0	0- 0	CONFERENCE	0- 0	1- 0	5- 0				
3- 0	0- 0	0- 0	HOME	0- 0	0- 0	3- 0				
3- 0	0- 0	0- 0	AWAY	0- 0	1- 0	2- 0				
0- 0	0- 0	0- 0	NEUTRAL	0- 0	0- 0	0- 0				

RPI 1-25				RPI 26-50				RPI 51-100 Team's RPI: 88				RPI 101+			
RPI	S	Opponent	Score	RPI	S	Opponent	Score	RPI	S	Opponent	Score	RPI	S	Opponent	Score
3	N	Stanford	65 88	35	A	South Dakota St.	62 80	55	A	Duke	41 57	109	N	American	90 71
								97	H	Houston	76 71	145	H	UAB	60 62
												147	A	North Ala.	68 52
												173	H	Abilene Christian	81 65
												234	H	Liberty	68 50
												241	A	Saint Francis (PA)	83 69
												246	A	Hawaii	73 67
												282	A	Kennesaw St.	69 46
												291	A	North Florida	105 66
												291	H	North Florida	80 48
												313	H	Coppin St.	93 61
												320	H	FIU	100 58
												331	H	Lipscomb	82 40
<hr/>															
LAST 12 Division I GAMES:															
282	A	Kennesaw St.	69 46	291	H	North Florida	80 48								
291	A	North Florida	105 66	331	H	Lipscomb	82 40								
147	A	North Ala.	68 52	313	H	Coppin St.	93 61								
234	H	Liberty	68 50	173	H	Abilene Christian	81 65								
55	A	Duke	41 57	241	A	Saint Francis (PA)	83 69								
145	H	UAB	60 62	97	H	Houston	76 71								

Non-Div I Games: Fla. Memorial 99 68 Johnson & Wales (FL) 109 64

FGCU

Average RPI Win:	340	WON-LOST	WINNING	LAST 10	STRENGTH OF	OPP. STRENGTH	TEAM	ADJ.	CONF.	ADJ CONF.
Average RPI Loss:	173	RECORD	PCT. RANK	GAMES	SCHEDULE	OF SCHEDULE	RPI	RPI	RPI	RPI
DIV. I ONLY	3- 16	324	1-9	149	338	320	320	15	15	
DIV. I NON-CONF.	3- 9	271	0- 1	236	349	332	332	18	18	

TOTALS	RPI 1-25	RPI 26-50	W-L RECORDS	RPI 51-100	RPI 101-150	RPI 150+				
3- 16	0- 0	0- 1	OVERALL	0- 3	0- 3	3- 9				
3- 10	0- 0	0- 1	HOME	0- 1	0- 3	3- 5				
0- 6	0- 0	0- 0	AWAY	0- 2	0- 0	0- 4				
0- 0	0- 0	0- 0	NEUTRAL	0- 0	0- 0	0- 0				
3- 9	0- 0	0- 1	NON-CONFERENCE	0- 1	0- 1	3- 6				
3- 6	0- 0	0- 1	HOME	0- 0	0- 1	3- 4				
0- 3	0- 0	0- 0	AWAY	0- 1	0- 0	0- 2				
0- 0	0- 0	0- 0	NEUTRAL	0- 0	0- 0	0- 0				
0- 7	0- 0	0- 0	CONFERENCE	0- 2	0- 2	0- 3				
0- 4	0- 0	0- 0	HOME	0- 1	0- 2	0- 1				
0- 3	0- 0	0- 0	AWAY	0- 1	0- 0	0- 2				
0- 0	0- 0	0- 0	NEUTRAL	0- 0	0- 0	0- 0				

RPI S Opponent	Score	RPI S Opponent	Score	RPI S Opponent	Score	RPI S Opponent	Score
		26 H Miami (FL)	43 94	66 A Old Dominion	68 95	121 H Western Ky.	82 94
				71 H Middle Tenn.	43 49	135 H South Alabama	77 84
				88 A FGCU	58 100	145 H UAB	59 83
						159 H Georgia St.	61 67
						164 A Charlotte	54 69
						211 H Jacksonville	62 73
						242 H Howard	62 89
						249 H Marshall	58 86
						258 H Campbell	54 59
						265 A Bethune-Cookman	57 68
						281 A Fla. Atlantic	55 77
						291 A North Florida	53 62
						321 H Morgan St.	59 50
						349 H Florida A&M	77 54
						350 H Alcorn	75 40
Team's RPI: 320							

LAST 12 Division I GAMES:							
281 A Fla. Atlantic	55 77	135 H South Alabama	77 84				
249 H Marshall	58 86	258 H Campbell	54 59				
121 H Western Ky.	82 94	71 H Middle Tenn.	43 49				
66 A Old Dominion	68 95	211 H Jacksonville	62 73				
164 A Charlotte	54 69	350 H Alcorn	75 40				
145 H UAB	59 83	242 H Howard	62 89				

Non-Div I Games: Palm Beach Atl. 63 66

FIU

Average RPI Win:	322	WON-LOST	WINNING	LAST 10	STRENGTH OF	OPP. STRENGTH	TEAM	ADJ.	CONF.	ADJ CONF.
Average RPI Loss:	186	RECORD	PCT. RANK	GAMES	SCHEDULE	OF SCHEDULE	RPI	RPI	RPI	RPI
DIV. I ONLY	4- 14	305	2-8	268	315	309	309	27	27	
DIV. I NON-CONF.	3- 8	267	0- 0	262	321	297	297	28	28	

TOTALS	RPI 1-25	RPI 26-50	W-L RECORDS	RPI 51-100	RPI 101-150	RPI 150+				
4- 14	0- 0	0- 0	OVERALL	0- 3	0- 1	4- 10				
1- 4	0- 0	0- 0	HOME	0- 1	0- 1	1- 2				
2- 7	0- 0	0- 0	AWAY	0- 1	0- 0	2- 6				
1- 3	0- 0	0- 0	NEUTRAL	0- 1	0- 0	1- 2				
3- 8	0- 0	0- 0	NON-CONFERENCE	0- 2	0- 1	3- 5				
1- 2	0- 0	0- 0	HOME	0- 1	0- 1	1- 0				
1- 3	0- 0	0- 0	AWAY	0- 0	0- 0	1- 3				
1- 3	0- 0	0- 0	NEUTRAL	0- 1	0- 0	1- 2				
1- 6	0- 0	0- 0	CONFERENCE	0- 1	0- 0	1- 5				
0- 2	0- 0	0- 0	HOME	0- 0	0- 0	0- 2				
1- 4	0- 0	0- 0	AWAY	0- 1	0- 0	1- 3				
0- 0	0- 0	0- 0	NEUTRAL	0- 0	0- 0	0- 0				

RPI 1-25				RPI 26-50				RPI 51-100				RPI 101+				Team's RPI: 309
RPI	S	Opponent	Score	RPI	S	Opponent	Score	RPI	S	Opponent	Score	RPI	S	Opponent	Score	
								51	N	Bucknell	54 77	129	H	William & Mary	54 60	
								67	A	Quinnipiac	36 81	154	H	Marist	46 56	
								69	H	Northeastern	50 59	188	A	Xavier	35 48	
												199	N	Massachusetts	49 59	
												206	A	Brown	49 68	
												223	A	Rider	59 62	
												236	A	Niagara	68 71	
												238	N	Furman	70 77	
												254	A	Dartmouth	46 59	
												272	A	Richmond	58 40	
												279	A	Canisius	50 53	
												305	H	Saint Peter's	65 68	
												329	A	Iona	55 42	
												335	N	UIC	68 60	
												351	H	LIU Brooklyn	71 43	
LAST 12 Division I GAMES:																
279	A	Canisius	50 53	329	A	Iona	55 42									
305	H	Saint Peter's	65 68	236	A	Niagara	68 71									
154	H	Marist	46 56	238	N	Furman	70 77									
223	A	Rider	59 62	254	A	Dartmouth	46 59									
67	A	Quinnipiac	36 81	69	H	Northeastern	50 59									
335	N	UIC	68 60	129	H	William & Mary	54 60									

Non-Div I Games:

Fairfield

Average RPI Win: 312		WON-LOST RECORD	WINNING PCT. RANK	LAST 10 GAMES	STRENGTH OF SCHEDULE	OPP. STRENGTH OF SCHEDULE	TEAM RPI	ADJ. RPI	CONF. RPI	ADJ. CONF. RPI
Average RPI Loss: 255										
DIV. I ONLY		4- 13	300	4-6	343	350	342	342	31	31
DIV. I NON-CONF.		1- 8	322	0- 0	320	346	349	349	31	31
TOTALS		RPI 1-25	RPI 26-50	W-L RECORDS		RPI 51-100	RPI 101-150	RPI 150+		
4- 13	0- 0		0- 0	OVERALL		0- 0	0- 0	4- 13		
3- 4	0- 0		0- 0	HOME		0- 0	0- 0	3- 4		
1- 9	0- 0		0- 0	AWAY		0- 0	0- 0	1- 9		
0- 0	0- 0		0- 0	NEUTRAL		0- 0	0- 0	0- 0		
1- 8	0- 0		0- 0	NON-CONFERENCE		0- 0	0- 0	1- 8		
1- 2	0- 0		0- 0	HOME		0- 0	0- 0	1- 2		
0- 6	0- 0		0- 0	AWAY		0- 0	0- 0	0- 6		
0- 0	0- 0		0- 0	NEUTRAL		0- 0	0- 0	0- 0		
3- 5	0- 0		0- 0	CONFERENCE		0- 0	0- 0	3- 5		
2- 2	0- 0		0- 0	HOME		0- 0	0- 0	2- 2		
1- 3	0- 0		0- 0	AWAY		0- 0	0- 0	1- 3		
0- 0	0- 0		0- 0	NEUTRAL		0- 0	0- 0	0- 0		

RPI 1-25				RPI 26-50				RPI 51-100				RPI 101+				Team's RPI: 342	
RPI	S	Opponent	Score	RPI	S	Opponent	Score	RPI	S	Opponent	Score	RPI	S	Opponent	Score		
												163	A	Stony Brook	49	63	
												222	A	Robert Morris	49	71	
												230	H	Mt. St. Mary's	47	63	
												232	A	Colgate	52	71	
												237	A	Air Force	37	85	
												241	A	Saint Francis (PA)	64	75	
												242	H	Howard	58	79	
												244	A	Binghamton	54	73	
												275	H	St. Francis Brooklyn	53	64	
												283	A	Army West Point	40	62	
												289	H	Bryant	63	53	
												296	H	Central Conn. St.	74	67	
												305	A	Saint Peter's	58	75	
												312	H	NJIT	64	43	
												322	H	Lafayette	57	63	
												324	A	Wagner	59	71	
												351	A	LIU Brooklyn	69	52	
LAST 12 Division I GAMES:																	
				230	H	Mt. St. Mary's	47	63	289	H	Bryant	63	53				
				351	A	LIU Brooklyn	69	52	275	H	St. Francis Brooklyn	53	64				
				324	A	Wagner	59	71	305	A	Saint Peter's	58	75				
				296	H	Central Conn. St.	74	67	163	A	Stony Brook	49	63				
				222	A	Robert Morris	49	71	283	A	Army West Point	40	62				
				241	A	Saint Francis (PA)	64	75	232	A	Colgate	52	71				

Non-Div I Games:	Georgian Court	70	45	Rutgers-Newark	97	51
------------------	----------------	----	----	----------------	----	----

Fairleigh Dickinson

■ Loss, ■ Non-Conf, S Site, H Home A Away N Neutral

Average RPI Win:	292	WON-LOST	WINNING	LAST 10	STRENGTH OF	OPP. STRENGTH	TEAM	ADJ.	CONF.	ADJ CONF.
Average RPI Loss:	157	RECORD	PCT. RANK	GAMES	SCHEDULE	OF SCHEDULE	RPI	RPI	RPI	RPI
DIV. I ONLY	4- 16	314	1-9	112	288	281	281	15	15	
DIV. I NON-CONF.	3- 10	278	0- 1	154	319	289	289	18	18	

TOTALS	RPI 1-25	RPI 26-50	W-L RECORDS	RPI 51-100	RPI 101-150	RPI 150+				
4- 16	0- 1	0- 0	OVERALL	0- 3	0- 3	4- 9				
3- 10	0- 0	0- 0	HOME	0- 1	0- 2	3- 7				
1- 6	0- 1	0- 0	AWAY	0- 2	0- 1	1- 2				
0- 0	0- 0	0- 0	NEUTRAL	0- 0	0- 0	0- 0				
3- 10	0- 1	0- 0	NON-CONFERENCE	0- 1	0- 1	3- 7				
2- 6	0- 0	0- 0	HOME	0- 0	0- 0	2- 6				
1- 4	0- 1	0- 0	AWAY	0- 1	0- 1	1- 1				
0- 0	0- 0	0- 0	NEUTRAL	0- 0	0- 0	0- 0				
1- 6	0- 0	0- 0	CONFERENCE	0- 2	0- 2	1- 2				
1- 4	0- 0	0- 0	HOME	0- 1	0- 2	1- 1				
0- 2	0- 0	0- 0	AWAY	0- 1	0- 0	0- 1				
0- 0	0- 0	0- 0	NEUTRAL	0- 0	0- 0	0- 0				

RPI 1-25				RPI 26-50				RPI 51-100				RPI 101+ Team's RPI: 281			
RPI	S	Opponent	Score	RPI	S	Opponent	Score	RPI	S	Opponent	Score	RPI	S	Opponent	Score
21	A	Michigan St.	74 89					66	A	Old Domini on	53 87	117	A	Tulane	45 88
								71	H	Middle Tenn.	55 74	121	H	Western Ky.	50 81
								77	A	Little Rock	38 61	145	H	UAB	64 89
												151	H	Bradley	59 80
												159	H	Georgi a St.	59 75
												164	A	Charlotte	47 68
												187	H	Hampton	68 72
												200	H	Saint Louis	61 93
												238	A	Furman	57 73
												249	H	Marshall	67 72
												252	A	Siena	70 66
												264	H	N. C. A&T	65 67
												272	H	Richmond	69 55
												280	H	Western Mi ch.	59 69
												320	H	FIU	77 55
												322	H	Lafayette	53 49

LAST 12 Division I GAMES:															
320	H	FIU	77 55	200	H	Saint Louis	61 93								
121	H	Western Ky.	50 81	151	H	Bradley	59 80								
249	H	Marshall	67 72	145	H	UAB	64 89								
164	A	Charlotte	47 68	264	H	N. C. A&T	65 67								
66	A	Old Domini on	53 87	21	A	Michigan St.	74 89								
71	H	Middle Tenn.	55 74	280	H	Western Mi ch.	59 69								

Non-Div I Games:

Fla. Atlantic

Average RPI Win:	230	WON-LOST	WINNING	LAST 10	STRENGTH OF	OPP. STRENGTH	TEAM	ADJ.	CONF.	ADJ CONF.
Average RPI Loss:	90	RECORD	PCT. RANK	GAMES	SCHEDULE	OF SCHEDULE	RPI	RPI	RPI	RPI
DIV. I ONLY	5- 15	294	2-8	45	104	208	208	5	5	
DIV. I NON-CONF.	4- 9	252	0- 1	113	213	248	248	6	6	

TOTALS	RPI 1-25	RPI 26-50	W-L RECORDS	RPI 51-100	RPI 101-150	RPI 150+				
5- 15	0- 3	1- 3	OVERALL	0- 5	0- 0	4- 4				
5- 6	0- 1	1- 1	HOME	0- 3	0- 0	4- 1				
0- 8	0- 2	0- 1	AWAY	0- 2	0- 0	0- 3				
0- 1	0- 0	0- 1	NEUTRAL	0- 0	0- 0	0- 0				
4- 9	0- 1	0- 2	NON-CONFERENCE	0- 3	0- 0	4- 3				
4- 3	0- 0	0- 0	HOME	0- 2	0- 0	4- 1				
0- 5	0- 1	0- 1	AWAY	0- 1	0- 0	0- 2				
0- 1	0- 0	0- 1	NEUTRAL	0- 0	0- 0	0- 0				
1- 6	0- 2	1- 1	CONFERENCE	0- 2	0- 0	0- 1				
1- 3	0- 1	1- 1	HOME	0- 1	0- 0	0- 0				
0- 3	0- 1	0- 0	AWAY	0- 1	0- 0	0- 1				
0- 0	0- 0	0- 0	NEUTRAL	0- 0	0- 0	0- 0				

RPI 1-25				RPI 26-50				RPI 51-100				RPI 101+ Team's RPI: 208			
RPI	S	Opponent	Score	RPI	S	Opponent	Score	RPI	S	Opponent	Score	RPI	S	Opponent	Score
10	H	Mississippi St.	42 90	29	N	Utah	58 74	54	H	Auburn	56 64	162	H	Texas Tech	72 67
20	A	South Carolina	40 71	34	A	Indiana	64 83	64	H	Northwestern	74 83	169	A	Mercer	82 92
23	A	Florida St.	56 63	36	H	Missouri	58 56	69	H	Northeastern	66 79	197	A	Ole Miss	66 76
				50	H	Arkansas	73 83	93	A	Ohio St.	41 46	210	A	UNLV	53 56
								98	A	Alabama	67 74	235	H	Gardner-Webb	58 60
												265	H	Bethune-Cookman	64 53
												336	H	Charleston So.	70 60
												349	H	Florida A&M	62 38

LAST 12 Division I GAMES:															
10	H	Mississippi St.	42 90	210	A	UNLV	53 56								
197	A	Ole Miss	66 76	50	H	Arkansas	73 83								
36	H	Missouri	58 56	336	H	Charleston So.	70 60								
20	A	South Carolina	40 71	29	N	Utah	58 74								
54	H	Auburn	56 64	93	A	Ohio St.	41 46								
98	A	Alabama	67 74	349	H	Florida A&M	62 38								

Non-Div I Games:

Florida

Average RPI Win:	216	WON-LOST	WINNING	LAST 10	STRENGTH OF	OPP. STRENGTH	TEAM	ADJ.	CONF.	ADJ CONF.
Average RPI Loss:	234	RECORD	PCT. RANK	GAMES	SCHEDULE	OF SCHEDULE	RPI	RPI	RPI	RPI
DIV. I ONLY	2- 16	333	1-9	334	280	349	349	32	32	
DIV. I NON-CONF.	1- 10	330	0- 1	268	203	339	339	32	32	

TOTALS	RPI 1-25	RPI 26-50	W-L RECORDS	RPI 51-100	RPI 101-150	RPI 150+				
2- 16	0- 0	0- 1	OVERALL	1- 1	0- 1	1- 13				
2- 3	0- 0	0- 0	HOME	1- 0	0- 0	1- 3				
0- 10	0- 0	0- 1	AWAY	0- 1	0- 0	0- 8				
0- 3	0- 0	0- 0	NEUTRAL	0- 0	0- 1	0- 2				
1- 10	0- 0	0- 1	NON-CONFERENCE	1- 1	0- 1	0- 7				
1- 1	0- 0	0- 0	HOME	1- 0	0- 0	0- 1				
0- 6	0- 0	0- 1	AWAY	0- 1	0- 0	0- 4				
0- 3	0- 0	0- 0	NEUTRAL	0- 0	0- 1	0- 2				
1- 6	0- 0	0- 0	CONFERENCE	0- 0	0- 0	1- 6				
1- 2	0- 0	0- 0	HOME	0- 0	0- 0	1- 2				
0- 4	0- 0	0- 0	AWAY	0- 0	0- 0	0- 4				
0- 0	0- 0	0- 0	NEUTRAL	0- 0	0- 0	0- 0				

RPI	S	Opponent	Score	RPI	S	Opponent	Score	RPI	S	Opponent	Score	RPI	S	Opponent	Score	Team's RPI: 349
26	A	Miami (FL)	54 103	52	A	Tennessee	31 96	117	N	Tulane	34 78	181	H	UMES	36 68	
				84	H	Miami (OH)	57 56	203	H	Jacksonville St.	31 62	208	A	Florida	38 62	
								242	A	Howard	68 74	262	A	Stetson	44 69	
								271	A	Norfolk St.	58 60	280	N	Western Mich.	50 69	
								291	A	North Florida	53 64	310	N	Omaha	50 57	
								313	A	Coppin St.	53 73	320	A	FIU	54 77	
								321	A	Morgan St.	71 75	343	H	Savannah St.	50 54	
								347	H	Delaware St.	57 52					
LAST 12 Division I GAMES:																
313	A	Coppin St.	53 73	310	N	Omaha	50 57									
347	H	Delaware St.	57 52	321	A	Morgan St.	71 75									
181	H	UMES	36 68	117	N	Tulane	34 78									
343	H	Savannah St.	50 54	26	A	Miami (FL)	54 103									
271	A	Norfolk St.	58 60	280	N	Western Mich.	50 69									
242	A	Howard	68 74	262	A	Stetson	44 69									

Non-Div I Games: Edward Waters 70 64

Florida A&M

Average RPI Win:	135	WON-LOST	WINNING	LAST 10	STRENGTH OF	OPP. STRENGTH	TEAM	ADJ.	CONF.	ADJ CONF.
Average RPI Loss:	33	RECORD	PCT. RANK	GAMES	SCHEDULE	OF SCHEDULE	RPI	RPI	RPI	RPI
DIV. I ONLY	17- 3	15	8-2	69	17	23	23	1	1	
DIV. I NON-CONF.	12- 1	11	1- 0	136	57	29	29	1	1	

TOTALS	RPI 1-25	RPI 26-50	W-L RECORDS	RPI 51-100	RPI 101-150	RPI 150+				
17- 3	1- 1	1- 1	OVERALL	6- 1	2- 0	7- 0				
8- 3	0- 1	0- 1	HOME	4- 1	0- 0	4- 0				
7- 0	0- 0	1- 0	AWAY	2- 0	2- 0	2- 0				
2- 0	1- 0	0- 0	NEUTRAL	0- 0	0- 0	1- 0				
12- 1	1- 0	0- 0	NON-CONFERENCE	3- 1	1- 0	7- 0				
7- 1	0- 0	0- 0	HOME	3- 1	0- 0	4- 0				
3- 0	0- 0	0- 0	AWAY	0- 0	1- 0	2- 0				
2- 0	1- 0	0- 0	NEUTRAL	0- 0	0- 0	1- 0				
5- 2	0- 1	1- 1	CONFERENCE	3- 0	1- 0	0- 0				
1- 2	0- 1	0- 1	HOME	1- 0	0- 0	0- 0				
4- 0	0- 0	1- 0	AWAY	2- 0	1- 0	0- 0				
0- 0	0- 0	0- 0	NEUTRAL	0- 0	0- 0	0- 0				

RPI 1-25				RPI 26-50				RPI 51-100				RPI 101+			
RPI	S	Opponent	Score	RPI	S	Opponent	Score	RPI	S	Opponent	Score	RPI	S	Opponent	Score
4	H	Louisville	49 68	33	A	North Carolina	64 63	55	H	Duke	66 62	103	A	Virginia	63 61
9	N	Iowa	71 67	40	H	Clemson	45 57	56	H	LSU	45 58	122	A	St. John's (NY)	57 53
								79	A	Virginia Tech	56 54	159	H	Georgia St.	79 43
								80	A	Boston College	91 71	169	A	Mercer	57 56
								83	H	Creighton	71 52	193	A	Milwaukee	87 62
								94	H	Troy	103 67	208	H	Florida	63 56
								99	H	Penn St.	87 58	211	H	Jacksonville	79 46
												291	H	North Florida	74 53
												311	N	Eastern Ky.	62 45
LAST 12 Division I GAMES:															
4	H	Louisville	49 68	9	N	Iowa	71 67	55	H	Duke	66 62	79	A	Virginia Tech	56 54
55	H	Duke	66 62	79	A	Virginia Tech	56 54	159	H	Georgia St.	79 43	193	A	Milwaukee	87 62
80	A	Boston College	91 71	159	H	Georgia St.	79 43	83	H	Creighton	71 52	83	H	Creighton	71 52
40	H	Clemson	45 57	193	A	Milwaukee	87 62	94	H	Troy	103 67	122	A	St. John's (NY)	57 53
33	A	North Carolina	64 63	83	H	Creighton	71 52								
103	A	Virginia	63 61	122	A	St. John's (NY)	57 53								

Non-Div I Games:

Florida St.

Average RPI Win:	205	WON-LOST	WINNING	LAST 10	STRENGTH OF	OPP. STRENGTH	TEAM	ADJ.	CONF.	ADJ CONF.
Average RPI Loss:	98	RECORD	PCT. RANK	GAMES	SCHEDULE	OF SCHEDULE	RPI	RPI	RPI	RPI
DIV. I ONLY	13- 8	110	7-3	219	79	144	144	17	17	
DIV. I NON-CONF.	9- 5	105	1- 0	235	42	136	136	16	16	

TOTALS	RPI 1-25	RPI 26-50	W-L RECORDS	RPI 51-100	RPI 101-150	RPI 150+				
13- 8	0- 0	0- 1	OVERALL	2- 3	1- 4	10- 0				
7- 3	0- 0	0- 0	HOME	2- 1	0- 2	5- 0				
4- 4	0- 0	0- 0	AWAY	0- 2	0- 2	4- 0				
2- 1	0- 0	0- 1	NEUTRAL	0- 0	1- 0	1- 0				
9- 5	0- 0	0- 1	NON-CONFERENCE	2- 3	1- 1	6- 0				
6- 1	0- 0	0- 0	HOME	2- 1	0- 0	4- 0				
1- 3	0- 0	0- 0	AWAY	0- 2	0- 1	1- 0				
2- 1	0- 0	0- 1	NEUTRAL	0- 0	1- 0	1- 0				
4- 3	0- 0	0- 0	CONFERENCE	0- 0	0- 3	4- 0				
1- 2	0- 0	0- 0	HOME	0- 0	0- 2	1- 0				
3- 1	0- 0	0- 0	AWAY	0- 0	0- 1	3- 0				
0- 0	0- 0	0- 0	NEUTRAL	0- 0	0- 0	0- 0				

RPI	S	Opponent	Score	RPI	S	Opponent	Score	RPI	S	Opponent	Score	RPI	S	Opponent	Score
				31	N	Texas	54 72	63	H	Maine	72 64	108	A	Pittsburgh	62 65
								69	A	Northeastern	54 58	115	A	Dayton	50 72
								71	H	Middle Tenn.	61 49	120	N	Washington	65 57
								99	H	Penn St.	55 72	128	H	Davidson	56 60
								100	A	Georgetown	38 58	134	H	VCU	44 47
												164	H	Charlotte	71 64
												170	A	George Washington	50 38
												178	A	Rhode Island	56 38
												194	N	Ball St.	78 70
												200	A	Saint Louis	56 53
												250	H	Columbia	68 49
												272	H	Richmond	60 48
												324	H	Wagner	80 59
												329	A	Lona	57 40
												330	H	Manhattan	65 61
LAST 12 Division I GAMES:															
				120	N	Washington	65 57	71	H	Middle Tenn.	61 49				
				128	H	Davidson	56 60	31	N	Texas	54 72				
				178	A	Rhode Island	56 38	272	H	Richmond	60 48				
				115	A	Dayton	50 72	170	A	George Washington	50 38				
				134	H	VCU	44 47	63	H	Maine	72 64				
				200	A	Saint Louis	56 53	329	A	Lona	57 40				

Non-Div I Games:

Fordham

Average RPI Win:	214	WON-LOST	WINNING	LAST 10	STRENGTH OF	OPP. STRENGTH	TEAM	ADJ.	CONF.	ADJ CONF.
Average RPI Loss:	81	RECORD	PCT. RANK	GAMES	SCHEDULE	OF SCHEDULE	RPI	RPI	RPI	RPI

DIV. I ONLY	11- 5	74	8-2	261	77	125	125	14	14
DIV. I NON-CONF.	5- 4	139	0- 0	217	31	130	130	13	13

TOTALS	RPI 1-25	RPI 26-50	W-L RECORDS	RPI 51-100	RPI 101-150	RPI 150+			
11- 5	0- 1	0- 2	OVERALL	0- 1	1- 0	10- 1			
7- 1	0- 0	0- 0	HOME	0- 1	1- 0	6- 0			
4- 4	0- 1	0- 2	AWAY	0- 0	0- 0	4- 1			
0- 0	0- 0	0- 0	NEUTRAL	0- 0	0- 0	0- 0			
5- 4	0- 1	0- 2	NON-CONFERENCE	0- 0	1- 0	4- 1			
4- 0	0- 0	0- 0	HOME	0- 0	1- 0	3- 0			
1- 4	0- 1	0- 2	AWAY	0- 0	0- 0	1- 1			
0- 0	0- 0	0- 0	NEUTRAL	0- 0	0- 0	0- 0			
6- 1	0- 0	0- 0	CONFERENCE	0- 1	0- 0	6- 0			
3- 1	0- 0	0- 0	HOME	0- 1	0- 0	3- 0			
3- 0	0- 0	0- 0	AWAY	0- 0	0- 0	3- 0			
0- 0	0- 0	0- 0	NEUTRAL	0- 0	0- 0	0- 0			

RPI 1-25				RPI 26-50				RPI 51-100				RPI 101+ Team's RPI: 125			
RPI	S	Opponent	Score	RPI	S	Opponent	Score	RPI	S	Opponent	Score	RPI	S	Opponent	Score
15	A	Arizona St.	52 68	42	A	UCLA	80 89	61	H	Boise St.	60 72	112	H	UT Arlington	70 61
				49	A	Southern Cal i forni a	61 62					152	H	Santa Clara	80 53
												158	H	Utah St.	70 59
												189	A	Eastern Wash.	68 58
												193	H	Milwaukee	65 48
												213	A	Colorado St.	66 55
												213	H	Colorado St.	57 54
												220	A	San Diego St.	87 81
												240	A	Northern Ariz.	73 86
												255	A	Nevada	79 63
												318	H	Cal Poly	76 58
												328	H	San Jose St.	77 48

LAST 12 Division I GAMES:															
				61	H	Boise St.	60 72	213	H	Colorado St.	57 54				
				255	A	Nevada	79 63	220	A	San Diego St.	87 81				
				158	H	Utah St.	70 59	152	H	Santa Clara	80 53				
				213	A	Colorado St.	66 55	42	A	UCLA	80 89				
				328	H	San Jose St.	77 48	189	A	Eastern Wash.	68 58				
				15	A	Arizona St.	52 68	49	A	Southern Cal i forni a	61 62				

Non-Div I Games: Stanislaus St. 86 51 Fresno Pacific 90 51

Fresno St.

Average RPI Win: **278**
 Average RPI Loss: **175**

WON-LOST
RECORD

WINNING
PCT. RANK

LAST 10
GAMES

STRENGTH OF
SCHEDULE

OPP. STRENGTH
OF SCHEDULE

TEAM
RPI

ADJ.
RPI

CONF.
RPI

ADJ CONF.
RPI

DIV. I ONLY	5- 13	280	2-8	174	341	270	270	13	13
DIV. I NON-CONF.	4- 6	212	0- 0	243	348	251	251	15	15

TOTALS	RPI 1-25	RPI 26-50	W-L RECORDS	RPI 51-100	RPI 101-150	RPI 150+			
5- 13	0- 0	0- 0	OVERALL	0- 2	0- 4	5- 7			
2- 6	0- 0	0- 0	HOME	0- 1	0- 2	2- 3			
3- 7	0- 0	0- 0	AWAY	0- 1	0- 2	3- 4			
0- 0	0- 0	0- 0	NEUTRAL	0- 0	0- 0	0- 0			
4- 6	0- 0	0- 0	NON-CONFERENCE	0- 1	0- 1	4- 4			
2- 2	0- 0	0- 0	HOME	0- 0	0- 0	2- 2			
2- 4	0- 0	0- 0	AWAY	0- 1	0- 1	2- 2			
0- 0	0- 0	0- 0	NEUTRAL	0- 0	0- 0	0- 0			
1- 7	0- 0	0- 0	CONFERENCE	0- 1	0- 3	1- 3			
0- 4	0- 0	0- 0	HOME	0- 1	0- 2	0- 1			
1- 3	0- 0	0- 0	AWAY	0- 0	0- 1	1- 2			
0- 0	0- 0	0- 0	NEUTRAL	0- 0	0- 0	0- 0			

RPI 1-25				RPI 26-50				RPI 51-100				RPI 101+				Team's RPI: 270
RPI	S	Opponent	Score	RPI	S	Opponent	Score	RPI	S	Opponent	Score	RPI	S	Opponent	Score	
								79	A	Virginia Tech	49 78	112	A	UT Arlington	48 81	
								94	H	Troy	81 97	112	H	UT Arlington	53 74	
												130	A	Georgia	38 81	
												135	H	South Alabama	53 69	
												163	A	Stony Brook	43 72	
												169	H	Mercer	72 79	
												176	A	Texas St.	65 55	
												176	H	Texas St.	52 64	
												253	A	Louisiana	48 59	
												265	H	Bethune-Cookman	77 76	
												277	H	Wofford	65 81	
												278	H	Winthrop	64 55	
												282	A	Kennesaw St.	59 78	
												294	A	La.-Monroe	57 58	
												327	A	Presbyterian	69 68	
												343	A	Savannah St.	82 71	
LAST 12 Division I GAMES:																
135	H	South Alabama	53 69	176	A	Texas St.	65 55									
94	H	Troy	81 97	112	A	UT Arlington	48 81									
253	A	Louisiana	48 59	130	A	Georgia	38 81									
294	A	La.-Monroe	57 58	278	H	Winthrop	64 55									
112	H	UT Arlington	53 74	327	A	Presbyterian	69 68									
176	H	Texas St.	52 64	282	A	Kennesaw St.	59 78									

Non-Div I Games: Coastal Ga. 68 46

Ga. Southern

Average RPI Win:	256	WON-LOST	WINNING	LAST 10	STRENGTH OF	OPP. STRENGTH	TEAM	ADJ.	CONF.	ADJ CONF.
Average RPI Loss:	198	RECORD	PCT. RANK	GAMES	SCHEDULE	OF SCHEDULE	RPI	RPI	RPI	RPI
DIV. I ONLY	7- 9	210	6-4	248	328	235	235	28	28	
DIV. I NON-CONF.	3- 6	241	0- 0	251	275	258	258	29	29	

TOTALS	RPI 1-25	RPI 26-50	W-L RECORDS	RPI 51-100	RPI 101-150	RPI 150+				
7- 9	0- 0	0- 0	OVERALL	0- 0	1- 3	6- 6				
3- 4	0- 0	0- 0	HOME	0- 0	1- 2	2- 2				
4- 5	0- 0	0- 0	AWAY	0- 0	0- 1	4- 4				
0- 0	0- 0	0- 0	NEUTRAL	0- 0	0- 0	0- 0				
3- 6	0- 0	0- 0	NON-CONFERENCE	0- 0	1- 2	2- 4				
1- 2	0- 0	0- 0	HOME	0- 0	1- 1	0- 1				
2- 4	0- 0	0- 0	AWAY	0- 0	0- 1	2- 3				
0- 0	0- 0	0- 0	NEUTRAL	0- 0	0- 0	0- 0				
4- 3	0- 0	0- 0	CONFERENCE	0- 0	0- 1	4- 2				
2- 2	0- 0	0- 0	HOME	0- 0	0- 1	2- 1				
2- 1	0- 0	0- 0	AWAY	0- 0	0- 0	2- 1				
0- 0	0- 0	0- 0	NEUTRAL	0- 0	0- 0	0- 0				

RPI 1-25				RPI 26-50				RPI 51-100				RPI 101+				Team's RPI: 235
RPI	S	Opponent	Score	RPI	S	Opponent	Score	RPI	S	Opponent	Score	RPI	S	Opponent	Score	
												110	A	Drexel	48	65
												128	H	Davids on	54	49
												132	H	Morehead St.	69	84
												142	H	High Point	61	78
												185	A	Delaware	45	69
												187	A	Hampton	80	82
												198	H	UNC Asheville	69	59
												208	A	Florida	60	58
												230	H	Mt. St. Mary's	62	69
												238	A	Furman	57	70
												258	A	Campbell	52	38
												277	A	Wofford	53	59
												278	H	Winthrop	62	64
												327	A	Presbyterian	66	58
												333	A	Western Caro.	62	52
												341	H	USC Upstate	92	72

LAST 12 Division I GAMES:																
				278	H	Winthrop	62	64				187	A	Hampton	80	82
				327	A	Presbyterian	66	58				341	H	USC Upstate	92	72
				142	H	High Point	61	78				185	A	Delaware	45	69
				198	H	UNC Asheville	69	59				110	A	Drexel	48	65
				258	A	Campbell	52	38				238	A	Furman	57	70
				333	A	Western Caro.	62	52				230	H	Mt. St. Mary's	62	69

Non-Div I Games: Converse 79 51 Warren Wilson 100 37 Pfeiffer 82 46

Gardner-Webb

Average RPI Win:	225	WON-LOST	WINNING	LAST 10	STRENGTH OF	OPP. STRENGTH	TEAM	ADJ.	CONF.	ADJ CONF.
Average RPI Loss:	143	RECORD	PCT. RANK	GAMES	SCHEDULE	OF SCHEDULE	RPI	RPI	RPI	RPI
DIV. I ONLY	11- 8	122	6-4	306	123	192	192	17	17	
DIV. I NON-CONF.	8- 5	120	0- 0	308	137	190	190	16	16	

TOTALS	RPI 1-25	RPI 26-50	W-L RECORDS	RPI 51-100	RPI 101-150	RPI 150+				
11- 8	0- 0	0- 0	OVERALL	0- 2	0- 3	11- 3				
6- 3	0- 0	0- 0	HOME	0- 1	0- 0	6- 2				
5- 5	0- 0	0- 0	AWAY	0- 1	0- 3	5- 1				
0- 0	0- 0	0- 0	NEUTRAL	0- 0	0- 0	0- 0				
8- 5	0- 0	0- 0	NON-CONFERENCE	0- 2	0- 2	8- 1				
5- 1	0- 0	0- 0	HOME	0- 1	0- 0	5- 0				
3- 4	0- 0	0- 0	AWAY	0- 1	0- 2	3- 1				
0- 0	0- 0	0- 0	NEUTRAL	0- 0	0- 0	0- 0				
3- 3	0- 0	0- 0	CONFERENCE	0- 0	0- 1	3- 2				
1- 2	0- 0	0- 0	HOME	0- 0	0- 0	1- 2				
2- 1	0- 0	0- 0	AWAY	0- 0	0- 1	2- 0				
0- 0	0- 0	0- 0	NEUTRAL	0- 0	0- 0	0- 0				

RPI 1-25				RPI 26-50				RPI 51-100				RPI 101+ Team's RPI: 192					
RPI	S	Opponent	Score	RPI	S	Opponent	Score	RPI	S	Opponent	Score	RPI	S	Opponent	Score		
								76	A	Kansas	56	77	109	A	Ameri can	71	86
								97	H	Houston	56	66	120	A	Washi ngton	52	81
													128	A	Davi dson	59	67
													161	H	Duquesne	57	60
													170	A	George Washi ngton	64	60
													178	H	Rhode Isl and	75	69
													181	H	UMES	70	49
													185	H	Del aware	72	46
													195	A	UMKC	91	84
													199	A	Massachusetts	70	52
													212	H	St. Bonaventure	57	68
													232	H	Col gate	64	61
													237	A	Air Force	78	71
													242	A	Howard	59	73
													292	H	Col. of Charl eston	66	52
													299	H	Loyol a Maryl and	70	38
													311	A	Eastern Ky.	91	75

LAST 12 Division I GAMES:																	
199	A	Massachusetts	70	52	178	H	Rhode Isl and	75	69								
161	H	Duquesne	57	60	170	A	George Washi ngton	64	60								
212	H	St. Bonaventure	57	68	97	H	Houston	56	66								
128	A	Davi dson	59	67	311	A	Eastern Ky.	91	75								
292	H	Col. of Charl eston	66	52	185	H	Del aware	72	46								
181	H	UMES	70	49	120	A	Washi ngton	52	81								

Non-Div I Games:

George Mason

■ Loss,
 ■ Non-Conf, S Site,
 ■ Home
 ■ Away
 N Neutral

Average RPI Win:	161	WON-LOST	WINNING	LAST 10	STRENGTH OF	OPP. STRENGTH	TEAM	ADJ.	CONF.	ADJ CONF.
Average RPI Loss:	126	RECORD	PCT. RANK	GAMES	SCHEDULE	OF SCHEDULE	RPI	RPI	RPI	RPI
DIV. I ONLY	8- 12	229	6-4	66	130	170	170	17	17	
DIV. I NON-CONF.	3- 10	278	0- 0	45	94	224	224	16	16	

TOTALS	RPI 1-25	RPI 26-50	W-L RECORDS	RPI 51-100	RPI 101-150	RPI 150+				
8- 12	0- 2	0- 3	OVERALL	1- 0	3- 3	4- 4				
5- 6	0- 1	0- 1	HOME	1- 0	3- 1	1- 3				
3- 4	0- 0	0- 1	AWAY	0- 0	0- 2	3- 1				
0- 2	0- 1	0- 1	NEUTRAL	0- 0	0- 0	0- 0				
3- 10	0- 2	0- 3	NON-CONFERENCE	1- 0	1- 2	1- 3				
3- 4	0- 1	0- 1	HOME	1- 0	1- 0	1- 2				
0- 4	0- 0	0- 1	AWAY	0- 0	0- 2	0- 1				
0- 2	0- 1	0- 1	NEUTRAL	0- 0	0- 0	0- 0				
5- 2	0- 0	0- 0	CONFERENCE	0- 0	2- 1	3- 1				
2- 2	0- 0	0- 0	HOME	0- 0	2- 1	0- 1				
3- 0	0- 0	0- 0	AWAY	0- 0	0- 0	3- 0				
0- 0	0- 0	0- 0	NEUTRAL	0- 0	0- 0	0- 0				

RPI 1-25				RPI 26-50				RPI 51-100				RPI 101+				Team's RPI: 170
RPI	S	Opponent	Score	RPI	S	Opponent	Score	RPI	S	Opponent	Score	RPI	S	Opponent	Score	
6	N	NC State	61 69	39	N	Georgi a Tech	55 70	81	H	Princeton	64 49	115	H	Dayton	46 45	
18	H	Maryland	30 69	46	H	Villanova	45 60					118	H	Towson	76 63	
				47	A	James Madison	37 50					129	A	William & Mary	59 73	
												134	H	VCU	57 48	
												144	H	Fordham	38 50	
												150	A	South Fla.	30 63	
												161	A	Duquesne	55 54	
												169	H	Mercer	53 61	
												178	A	Rhode Island	64 59	
												192	H	George Mason	60 64	
												217	H	Memphis	51 38	
												245	H	Monmouth	51 55	
												286	A	La Salle	67 59	
												329	A	Iona	43 52	

LAST 12 Division I GAMES:																
192	H	George Mason	60 64	161	A	Duquesne	55 54									
286	A	La Salle	67 59	134	H	VCU	57 48									
115	H	Dayton	46 45	129	A	William & Mary	59 73									
178	A	Rhode Island	64 59	169	H	Mercer	53 61									
144	H	Fordham	38 50	150	A	South Fla.	30 63									
217	H	Memphis	51 38	46	H	Villanova	45 60									

Non-Div I Games:

George Washington

Average RPI Win:	172	WON-LOST	WINNING	LAST 10	STRENGTH OF	OPP. STRENGTH	TEAM	ADJ.	CONF.	ADJ CONF.
Average RPI Loss:	55	RECORD	PCT. RANK	GAMES	SCHEDULE	OF SCHEDULE	RPI	RPI	RPI	RPI
DIV. I ONLY	9- 11	197	4-6	20	56	100	100	6	6	
DIV. I NON-CONF.	6- 5	143	0- 0	27	88	81	81	4	4	

TOTALS	RPI 1-25	RPI 26-50	W-L RECORDS	RPI 51-100	RPI 101-150	RPI 150+				
9- 11	0- 3	1- 4	OVERALL	1- 2	2- 2	5- 0				
6- 5	0- 2	1- 2	HOME	0- 0	2- 1	3- 0				
3- 4	0- 0	0- 1	AWAY	1- 2	0- 1	2- 0				
0- 2	0- 1	0- 1	NEUTRAL	0- 0	0- 0	0- 0				
6- 5	0- 2	0- 2	NON-CONFERENCE	0- 0	2- 1	4- 0				
4- 2	0- 1	0- 0	HOME	0- 0	2- 1	2- 0				
2- 1	0- 0	0- 1	AWAY	0- 0	0- 0	2- 0				
0- 2	0- 1	0- 1	NEUTRAL	0- 0	0- 0	0- 0				
3- 6	0- 1	1- 2	CONFERENCE	1- 2	0- 1	1- 0				
2- 3	0- 1	1- 2	HOME	0- 0	0- 0	1- 0				
1- 3	0- 0	0- 0	AWAY	1- 2	0- 1	0- 0				
0- 0	0- 0	0- 0	NEUTRAL	0- 0	0- 0	0- 0				

RPI 1-25				RPI 26-50				RPI 51-100				Team's RPI: 100				RPI 101+			
RPI	S	Opponent	Score	RPI	S	Opponent	Score	RPI	S	Opponent	Score	RPI	S	Opponent	Score	RPI	S	Opponent	Score
2	N	Baylor	46 67	30	N	Buffalo	64 73	83	A	Creighton	38 65	108	H	Pittsburgh	70 41				
6	H	NC State	65 76	38	H	DePaul	64 69	85	A	Providence	68 52	122	A	St. John's (NY)	51 59				
12	H	Marquette	62 72	45	H	Butler	50 59	87	A	Seton Hall	63 76	134	H	VCU	45 47				
				46	H	Villanova	68 63					144	H	Fordham	58 38				
				47	A	James Madison	57 69					181	H	UMES	74 55				
												188	H	Xavier	68 61				
												223	A	Rider	79 49				
												272	A	Richmond	73 53				
												299	H	Loyola Maryland	45 30				
LAST 12 Division I GAMES:																			
46	H	Villanova	68 63	87	A	Seton Hall	63 76												
12	H	Marquette	62 72	122	A	St. John's (NY)	51 59												
38	H	DePaul	64 69	188	H	Xavier	68 61												
83	A	Creighton	38 65	223	A	Rider	79 49												
85	A	Providence	68 52	6	H	NC State	65 76												
45	H	Butler	50 59	134	H	VCU	45 47												

Non-Div I Games:

Georgetown

Average RPI Win:	249	WON-LOST	WINNING	LAST 10	STRENGTH OF	OPP. STRENGTH	TEAM	ADJ.	CONF.	ADJ CONF.
Average RPI Loss:	118	RECORD	PCT. RANK	GAMES	SCHEDULE	OF SCHEDULE	RPI	RPI	RPI	RPI
DIV. I ONLY	10- 9	157	5-5	143	264	159	159	13	13	
DIV. I NON-CONF.	6- 5	143	0- 0	234	253	178	178	15	15	

TOTALS	RPI 1-25	RPI 26-50	W-L RECORDS	RPI 51-100	RPI 101-150	RPI 150+				
10- 9	0- 1	0- 1	OVERALL	1- 2	1- 2	8- 3				
6- 3	0- 0	0- 1	HOME	1- 0	1- 1	4- 1				
4- 6	0- 1	0- 0	AWAY	0- 2	0- 1	4- 2				
0- 0	0- 0	0- 0	NEUTRAL	0- 0	0- 0	0- 0				
6- 5	0- 1	0- 1	NON-CONFERENCE	0- 2	0- 0	6- 1				
4- 1	0- 0	0- 1	HOME	0- 0	0- 0	4- 0				
2- 4	0- 1	0- 0	AWAY	0- 2	0- 0	2- 1				
0- 0	0- 0	0- 0	NEUTRAL	0- 0	0- 0	0- 0				
4- 4	0- 0	0- 0	CONFERENCE	1- 0	1- 2	2- 2				
2- 2	0- 0	0- 0	HOME	1- 0	1- 1	0- 1				
2- 2	0- 0	0- 0	AWAY	0- 0	0- 1	2- 1				
0- 0	0- 0	0- 0	NEUTRAL	0- 0	0- 0	0- 0				

RPI 1-25				RPI 26-50				RPI 51-100				RPI 101+				Team's RPI: 159
RPI	S	Opponent	Score	RPI	S	Opponent	Score	RPI	S	Opponent	Score	RPI	S	Opponent	Score	
23	A	Florida St.	43 79	39	H	Georgi a Tech	71 78	53	A	Ri ce	49 66	112	A	UT Ar lington	45 69	
								71	A	Mi ddle Tenn.	54 69	112	H	UT Ar lington	50 48	
								94	H	Troy	84 80	135	H	South Alabama	59 68	
												176	A	Texas St.	57 34	
												176	H	Texas St.	60 69	
												203	A	Jacksonville St.	56 61	
												253	A	Loui si ana	54 57	
												265	H	Bethune-Cookman	62 57	
												281	A	Fla. Atlantic	75 59	
												282	H	Kennesaw St.	79 73	
												294	A	La. -Monroe	56 41	
												316	H	UNC Greensboro	70 63	
												320	A	FIU	67 61	
												345	H	N. C. Central	65 54	
LAST 12 Division I GAMES:																
				94	H	Troy	84 80	112	A	UT Ar lington	45 69					
				135	H	South Alabama	59 68	176	A	Texas St.	57 34					
				294	A	La. -Monroe	56 41	23	A	Florida St.	43 79					
				253	A	Loui si ana	54 57	265	H	Bethune-Cookman	62 57					
				176	H	Texas St.	60 69	345	H	N. C. Central	65 54					
				112	H	UT Ar lington	50 48	203	A	Jacksonville St.	56 61					

Non-Div I Games:

Georgia St.

Average RPI Win:	157	WON-LOST	WINNING	LAST 10	STRENGTH OF	OPP. STRENGTH	TEAM	ADJ.	CONF.	ADJ CONF.
Average RPI Loss:	40	RECORD	PCT. RANK	GAMES	SCHEDULE	OF SCHEDULE	RPI	RPI	RPI	RPI
DIV. I ONLY	13- 7	88	5-5	28	25	39	39	1	1	
DIV. I NON-CONF.	10- 3	59	0- 0	149	114	58	58	1	1	

TOTALS	RPI 1-25	RPI 26-50	W-L RECORDS	RPI 51-100	RPI 101-150	RPI 150+				
13- 7	1- 4	0- 1	OVERALL	4- 1	2- 1	6- 0				
8- 2	1- 2	0- 0	HOME	1- 0	2- 0	4- 0				
2- 4	0- 2	0- 1	AWAY	1- 1	0- 0	1- 0				
3- 1	0- 0	0- 0	NEUTRAL	2- 0	0- 1	1- 0				
10- 3	0- 1	0- 0	NON-CONFERENCE	2- 1	2- 1	6- 0				
6- 0	0- 0	0- 0	HOME	0- 0	2- 0	4- 0				
1- 2	0- 1	0- 0	AWAY	0- 1	0- 0	1- 0				
3- 1	0- 0	0- 0	NEUTRAL	2- 0	0- 1	1- 0				
3- 4	1- 3	0- 1	CONFERENCE	2- 0	0- 0	0- 0				
2- 2	1- 2	0- 0	HOME	1- 0	0- 0	0- 0				
1- 2	0- 1	0- 1	AWAY	1- 0	0- 0	0- 0				
0- 0	0- 0	0- 0	NEUTRAL	0- 0	0- 0	0- 0				

RPI 1-25				RPI 26-50				Team's RPI: 39				RPI 51-100				RPI 101+			
RPI	S	Opponent	Score	RPI	S	Opponent	Score	RPI	S	Opponent	Score	RPI	S	Opponent	Score	RPI	S	Opponent	Score
1	H	Notre Dame	55 76	40	A	Clemson	61 71	55	H	Duke	70 64	115	N	Dayton	66 85				
4	A	Louisville	44 61					80	A	Boston College	81 76	127	H	Appalachian St.	71 53				
6	H	NC State	60 68					87	N	Seton Hall	84 73	130	H	Georgia	63 53				
8	H	Syracuse	65 55					95	N	Idaho St.	74 51	159	A	Georgia St.	78 71				
18	A	Maryland	54 67					97	A	Houston	89 95	170	N	George Washington	70 55				
												239	H	Alabama St.	69 42				
												277	H	Wofford	81 40				
												282	H	Kennesaw St.	60 35				
												333	H	Western Caro.	84 49				
LAST 12 Division I GAMES:																			
40	A	Clemson	61 71	6	H	NC State	60 68												
4	A	Louisville	44 61	8	H	Syracuse	65 55												
55	H	Duke	70 64	115	N	Dayton	66 85												
1	H	Notre Dame	55 76	87	N	Seton Hall	84 73												
80	A	Boston College	81 76	282	H	Kennesaw St.	60 35												
277	H	Wofford	81 40	239	H	Alabama St.	69 42												

Non-Div I Games:

Georgia Tech

Average RPI Loss: 13

DIV. I ONLY	19- 2	9	9-1	59	18	13	13	7	7
DIV. I NON-CONF.	11- 1	13	1- 0	54	3	11	11	7	7
TOTALS	RPI 1-25	RPI 26-50	W-L RECORDS	RPI 51-100	RPI 101-150	RPI 150+			
19- 2	2- 2	1- 0	OVERALL	2- 0	7- 0	7- 0			
11- 0	1- 0	1- 0	HOME	2- 0	4- 0	3- 0			
6- 1	0- 1	0- 0	AWAY	0- 0	2- 0	4- 0			
2- 1	1- 1	0- 0	NEUTRAL	0- 0	1- 0	0- 0			
11- 1	2- 1	0- 0	NON-CONFERENCE	1- 0	5- 0	3- 0			
6- 0	1- 0	0- 0	HOME	1- 0	3- 0	1- 0			
3- 0	0- 0	0- 0	AWAY	0- 0	1- 0	2- 0			
2- 1	1- 1	0- 0	NEUTRAL	0- 0	1- 0	0- 0			
8- 1	0- 1	1- 0	CONFERENCE	1- 0	2- 0	4- 0			
5- 0	0- 0	1- 0	HOME	1- 0	1- 0	2- 0			
3- 1	0- 1	0- 0	AWAY	0- 0	1- 0	2- 0			
0- 0	0- 0	0- 0	NEUTRAL	0- 0	0- 0	0- 0			

RPI 1-25				Team's RPI : 13				RPI 26-50				RPI 51-100				RPI 101+							
RPI	S	Opponent	Score	RPI	S	Opponent	Score	RPI	S	Opponent	Score	RPI	S	Opponent	Score	RPI	S	Opponent	Score				
1	N	Notre Dame	65 81	48	H	Saint Mary's (CA)	74 62	73	H	Paci fi c	88 65	102	A	Missouri St.	70 67								
3	H	Stanford	79 73					95	H	Idaho St.	70 51	105	H	Washington St.	76 53								
14	N	Rutgers	57 40									107	H	Idaho	88 51								
25	A	BYU	68 70									116	A	Loyol a Marymount	78 53								
LAST 12 Division I GAMES:																							
152	H	Santa Clara	78 61	121	N	Western Ky.	76 55																
251	H	San Franci sco	78 51	14	N	Rutgers	57 40																
261	A	San Diego	86 61	48	H	Saint Mary' s (CA)	74 62																
25	A	BYU	68 70	153	A	Pepperdi ne	79 54																
149	H	Portl and	97 71	116	A	Loyol a Marymount	78 53																
73	H	Paci fi c	88 65	107	H	Idaho	88 51																

Average RPI Win:	223	WON-LOST	WINNING	LAST 10	STRENGTH OF	OPP. STRENGTH	TEAM	ADJ.	CONF.	ADJ CONF.
Average RPI Loss:	139	RECORD	PCT. RANK	GAMES	SCHEDULE	OF SCHEDULE	RPI	RPI	RPI	RPI
DIV. I ONLY	8- 11	218	7-3	185	203	177	177	29	29	
DIV. I NON-CONF.	3- 9	271	0- 0	57	85	182	182	27	27	

TOTALS	RPI 1-25	RPI 26-50	W-L RECORDS	RPI 51-100	RPI 101-150	RPI 150+				
8- 11	0- 0	1- 1	OVERALL	0- 4	1- 2	6- 4				
2- 2	0- 0	0- 0	HOME	0- 0	0- 0	2- 2				
4- 8	0- 0	0- 0	AWAY	0- 4	0- 2	4- 2				
2- 1	0- 0	1- 1	NEUTRAL	0- 0	1- 0	0- 0				
3- 9	0- 0	1- 1	NON-CONFERENCE	0- 4	1- 2	1- 2				
1- 0	0- 0	0- 0	HOME	0- 0	0- 0	1- 0				
0- 8	0- 0	0- 0	AWAY	0- 4	0- 2	0- 2				
2- 1	0- 0	1- 1	NEUTRAL	0- 0	1- 0	0- 0				
5- 2	0- 0	0- 0	CONFERENCE	0- 0	0- 0	5- 2				
1- 2	0- 0	0- 0	HOME	0- 0	0- 0	1- 2				
4- 0	0- 0	0- 0	AWAY	0- 0	0- 0	4- 0				
0- 0	0- 0	0- 0	NEUTRAL	0- 0	0- 0	0- 0				

RPI 1-25				RPI 26-50				RPI 51-100				RPI 101+ Team's RPI: 177			
RPI	S	Opponent	Score	RPI	S	Opponent	Score	RPI	S	Opponent	Score	RPI	S	Opponent	Score
				32	N	South Dakota	53 67	54	A	Auburn	48 97	112	A	UT Arlington	54 78
				34	N	Indiana	65 62	76	A	Kansas	45 76	116	N	Loyola Marymount	62 61
								82	A	Oklahoma St.	40 86	150	A	South Fla.	50 67
								98	A	Alabama	55 73	175	A	Southern Miss.	47 68
												182	H	Southern U.	81 86
												201	A	Prairie View	64 63
												227	A	Texas Southern	75 67
												239	A	Alabama St.	80 72
												260	A	Wichita St.	61 70
												295	A	Alabama A&M	63 51
												306	H	Jackson St.	74 77
												323	H	McNeese	75 51
												350	H	Alcorn	61 56

LAST 12 Division I GAMES:															
				227	A	Texas Southern	75 67	306	H	Jackson St.	74 77				
				350	H	Alcorn	61 56	201	A	Prairie View	64 63				
				182	H	Southern U.	81 86	116	N	Loyola Marymount	62 61				
				295	A	Alabama A&M	63 51	34	N	Indiana	65 62				
				239	A	Alabama St.	80 72	32	N	South Dakota	53 67				
				82	A	Oklahoma St.	40 86	150	A	South Fla.	50 67				

Non-Div I Games:

Grambling

■ Loss,
 ■ Non-Conf,
 ■ S Site,
 ■ Home
 ■ A Away
 N Neutral

Average RPI Win: 290		WON-LOST	WINNING	LAST 10	STRENGTH OF	OPP. STRENGTH	TEAM	ADJ.	CONF.	ADJ CONF.
Loss: 217		RECORD	PCT. RANK	GAMES	SCHEDULE	OF SCHEDULE	RPI	RPI	RPI	RPI
DIV. I ONLY		5- 12	275	3-7	342	312	338	338	30	30
DIV. I NON-CONF.		2- 8	293	0- 0	327	301	346	346	30	30
TOTALS		RPI 1-25	RPI 26-50	W-L RECORDS	RPI 51-100	RPI 101-150	RPI 150+			
5- 12	0- 0		0- 0	OVERALL	0- 0	0- 3	5- 9			
4- 4	0- 0		0- 0	HOME	0- 0	0- 2	4- 2			
1- 8	0- 0		0- 0	AWAY	0- 0	0- 1	1- 7			
0- 0	0- 0		0- 0	NEUTRAL	0- 0	0- 0	0- 0			
2- 8	0- 0		0- 0	NON-CONFERENCE	0- 0	0- 3	2- 5			
2- 3	0- 0		0- 0	HOME	0- 0	0- 2	2- 1			
0- 5	0- 0		0- 0	AWAY	0- 0	0- 1	0- 4			
0- 0	0- 0		0- 0	NEUTRAL	0- 0	0- 0	0- 0			
3- 4	0- 0		0- 0	CONFERENCE	0- 0	0- 0	3- 4			
2- 1	0- 0		0- 0	HOME	0- 0	0- 0	2- 1			
1- 3	0- 0		0- 0	AWAY	0- 0	0- 0	1- 3			
0- 0	0- 0		0- 0	NEUTRAL	0- 0	0- 0	0- 0			

RPI 1-25				RPI 26-50				RPI 51-100				RPI 101+				Team's RPI: 338	
RPI	S	Opponent	Score	RPI	S	Opponent	Score	RPI	S	Opponent	Score	RPI	S	Opponent	Score		
												136	A	UNCW	55	77	
												140	H	Portland St.	55	60	
												141	H	Montana	47	69	
												152	A	Santa Clara	55	75	
												166	H	Indiana St.	81	88	
												171	H	New Mexico St.	54	51	
												195	A	UMKC	45	73	
												231	A	East Carolina	47	59	
												247	H	UTRGV	50	66	
												259	A	Utah Valley	46	57	
												276	A	Long Beach St.	50	57	
												285	H	California Baptist	75	71	
												304	H	Incarnate Word	74	63	
												319	A	UC Santa Barbara	55	66	
												339	A	Seattle U	74	73	
												346	A	Chicago St.	48	50	
												351	H	LIU Brooklyn	65	62	
LAST 12 Division I GAMES:																	
												346	A	Chicago St.	48	50	
												247	H	UTRGV	50	66	
												171	H	New Mexico St.	54	51	
												339	A	Seattle U	74	73	
												259	A	Utah Valley	46	57	
												152	A	Santa Clara	55	75	
												285	H	California Baptist	75	71	
												195	A	UMKC	45	73	
												276	A	Long Beach St.	50	57	
												140	H	Portland St.	55	60	
												141	H	Montana	47	69	
												319	A	UC Santa Barbara	55	66	

Non-Div I Games:

Grand Canyon

Average RPI Loss: 56

DIV. I ONLY	11- 7	112	8-2	85	111	75	75	20	20
DIV. I NON-CONF.	4- 5	190	0- 0	4	12	34	34	19	19
TOTALS	RPI 1-25	RPI 26-50	W-L RECORDS	RPI 51-100	RPI 101-150	RPI 150+			
11- 7	0- 1	1- 3	OVERALL	1- 2	2- 1	7- 0			
6- 2	0- 0	0- 0	HOME	1- 1	2- 1	3- 0			
5- 5	0- 1	1- 3	AWAY	0- 1	0- 0	4- 0			
0- 0	0- 0	0- 0	NEUTRAL	0- 0	0- 0	0- 0			
4- 5	0- 1	1- 3	NON-CONFERENCE	1- 1	1- 0	1- 0			
3- 1	0- 0	0- 0	HOME	1- 1	1- 0	1- 0			
1- 4	0- 1	1- 3	AWAY	0- 0	0- 0	0- 0			
0- 0	0- 0	0- 0	NEUTRAL	0- 0	0- 0	0- 0			
7- 2	0- 0	0- 0	CONFERENCE	0- 1	1- 1	6- 0			
3- 1	0- 0	0- 0	HOME	0- 0	1- 1	2- 0			
4- 1	0- 0	0- 0	AWAY	0- 1	0- 0	4- 0			
0- 0	0- 0	0- 0	NEUTRAL	0- 0	0- 0	0- 0			

RPI 1-25				RPI 26-50				RPI 51-100				Team's RPI: 75				RPI 101+			
RPI	S	Opponent	Score	RPI	S	Opponent	Score	RPI	S	Opponent	Score	RPI	S	Opponent	Score	RPI	S	Opponent	Score
12	A	Marquette	54 80	32	A	South Dakota	49 55	63	H	Maine	70 39	114	H	Youngstown St.	60 42				
				35	A	South Dakota St.	47 77	64	H	Northwestern	55 57	115	H	Dayton	51 35				
				36	A	Missouri	56 49	90	A	Wright St.	67 85	119	H	IUPUI	63 67				
				38	A	DePaul	64 73					172	H	Wisconsin	55 46				
												193	A	Milwaukee	76 62				
												266	H	Cleveland St.	62 53				
												288	A	Northern Ky.	81 61				
												302	A	Oakland	77 53				
												332	A	Detroit Mercy	65 40				
												335	H	UIC	62 32				
LAST 12 Division I GAMES:																			
302	A	Oakland	77 53	119	H	IUPUI	63 67												
332	A	Detroit Mercy	65 40	335	H	UIC	62 32												
114	H	Youngstown St.	60 42	193	A	Milwaukee	76 62												
266	H	Cleveland St.	62 53	12	A	Marquette	54 80												
288	A	Northern Ky.	81 61	172	H	Wisconsin	55 46												
90	A	Wright St.	67 85	32	A	South Dakota	49 55												

Green Bay

Average RPI Win: 232
Average RPI Loss: 167

WON-LOST
RECORD

WINNING
PCT. RANK

LAST 10
GAMES

STRENGTH OF
SCHEDULE

OPP. STRENGTH
OF SCHEDULE

TEAM
RPI

ADJ.
RPI

CONF.
RPI

ADJ CONF.
RPI

DIV. I ONLY	9- 8	146	6-4	230	240	187	187	28	28
DIV. I NON-CONF.	3- 7	256	0- 1	174	132	254	254	29	29
TOTALS	RPI 1-25	RPI 26-50	W-L RECORDS	RPI 51-100	RPI 101-150	RPI 150+			
9- 8	0- 1	1- 0	OVERALL	0- 1	1- 1	7- 5			
5- 2	0- 0	1- 0	HOME	0- 0	1- 1	3- 1			
4- 4	0- 1	0- 0	AWAY	0- 0	0- 0	4- 3			
0- 2	0- 0	0- 0	NEUTRAL	0- 1	0- 0	0- 1			
3- 7	0- 1	1- 0	NON-CONFERENCE	0- 1	0- 1	2- 4			
2- 2	0- 0	1- 0	HOME	0- 0	0- 1	1- 1			
1- 3	0- 1	0- 0	AWAY	0- 0	0- 0	1- 2			
0- 2	0- 0	0- 0	NEUTRAL	0- 1	0- 0	0- 1			
6- 1	0- 0	0- 0	CONFERENCE	0- 0	1- 0	5- 1			
3- 0	0- 0	0- 0	HOME	0- 0	1- 0	2- 0			
3- 1	0- 0	0- 0	AWAY	0- 0	0- 0	3- 1			
0- 0	0- 0	0- 0	NEUTRAL	0- 0	0- 0	0- 0			

RPI	S	Opponent	Score	RPI	S	Opponent	Score	RPI	S	Opponent	Score	RPI	S	Opponent	Score	Team's RPI: 187
6	A	NC State	51 83	47	H	James Madison	72 65	62	N	SFA	68 70	124	H	Chattanooga	50 58	
												126	H	Radford	68 54	
												190	H	Elon	62 77	
												198	A	UNC Asheville	61 58	
												219	A	Cornell	53 79	
												228	N	Sacramento St.	61 65	
												235	H	Gardner-Webb	82 80	
												243	H	Samford	64 57	
												250	A	Columbia	63 88	
												258	A	Campbell	46 52	
												278	A	Winthrop	84 63	
												281	A	Fla. Atlantic	72 68	
												336	A	Charleston So.	74 66	
												348	H	Longwood	66 40	
LAST 12 Division I GAMES:																
278	A	Winthrop	84 63	228	N	Sacramento St.	61 65									
258	A	Campbell	46 52	235	H	Gardner-Webb	82 80									
348	H	Longwood	66 40	250	A	Columbia	63 88									
126	H	Radford	68 54	219	A	Cornell	53 79									
198	A	UNC Asheville	61 58	62	N	SFA	68 70									
336	A	Charleston So.	74 66	6	A	NC State	51 83									

Non-Div I Games: Mid-Atlantic Christ.115 48

Hampton

Loss, Non-Conf, S Site, H Home A Away N Neutral

Average RPI Win:	234	WON-LOST	WINNING	LAST 10	STRENGTH OF	OPP. STRENGTH	TEAM	ADJ.	CONF.	ADJ CONF.
Average RPI Loss:	55	RECORD	PCT. RANK	GAMES	SCHEDULE	OF SCHEDULE	RPI	RPI	RPI	RPI
DIV. I ONLY	14- 7	82	9-1	130	166	91	91	23	23	
DIV. I NON-CONF.	7- 7	162	0- 1	81	86	111	111	24	24	

TOTALS	RPI 1-25	RPI 26-50	W-L RECORDS	RPI 51-100	RPI 101-150	RPI 150+				
14- 7	0- 2	0- 3	OVERALL	2- 1	1- 0	11- 1				
7- 2	0- 1	0- 0	HOME	2- 1	1- 0	4- 0				
7- 3	0- 0	0- 3	AWAY	0- 0	0- 0	7- 0				
0- 2	0- 1	0- 0	NEUTRAL	0- 0	0- 0	0- 1				
7- 7	0- 2	0- 3	NON-CONFERENCE	1- 1	1- 0	5- 1				
4- 2	0- 1	0- 0	HOME	1- 1	1- 0	2- 0				
3- 3	0- 0	0- 3	AWAY	0- 0	0- 0	3- 0				
0- 2	0- 1	0- 0	NEUTRAL	0- 0	0- 0	0- 1				
7- 0	0- 0	0- 0	CONFERENCE	1- 0	0- 0	6- 0				
3- 0	0- 0	0- 0	HOME	1- 0	0- 0	2- 0				
4- 0	0- 0	0- 0	AWAY	0- 0	0- 0	4- 0				
0- 0	0- 0	0- 0	NEUTRAL	0- 0	0- 0	0- 0				

RPI 1-25				RPI 26-50				RPI 51-100				Team's RPI: 91				RPI 101+			
RPI	S	Opponent	Score	RPI	S	Opponent	Score	RPI	S	Opponent	Score	RPI	S	Opponent	Score	RPI	S	Opponent	Score
4	N	Louisville	69 86	26	A	Miami (FL)	62 75	57	H	Harvard	73 60	129	H	William & Mary	50 45				
21	H	Michigan St.	66 74	44	A	New Mexico	65 72	63	H	Maine	49 46	160	N	Southern Ill.	50 72				
				46	A	Villanova	41 59	81	H	Princeton	38 75	163	A	Stony Brook	64 36				
												178	A	Rhode Island	65 51				
												256	H	Albany (NY)	82 35				
												274	H	Vermont	61 32				
												289	H	Bryant	67 57				
												296	A	Central Conn. St.	54 52				
												297	A	UMass Lowell	66 44				
												312	A	NJIT	84 53				
												314	A	UMBC	66 52				
												321	H	Morgan St.	80 59				
												325	A	New Hampshire	66 48				

LAST 12 Division I GAMES:																			
256	H	Albany (NY)	82 35	44	A	New Mexico	65 72	26	A	Miami (FL)	62 75	163	A	Stony Brook	64 36				
325	A	New Hampshire	66 48	26	A	Miami (FL)	62 75	296	A	Central Conn. St.	54 52	81	H	Princeton	38 75				
297	A	UMass Lowell	66 44	63	H	Maine	49 46	312	A	NJIT	84 53								
63	H	Maine	49 46	46	A	Villanova	41 59	296	A	Central Conn. St.	54 52								
274	H	Vermont	61 32					81	H	Princeton	38 75								
314	A	UMBC	66 52																

Non-Div I Games:

Hartford

Average RPI Win: 198

Average RPI Loss: 44

WON-LOST
RECORDWINNING
PCT. RANKLAST 10
GAMESSTRENGTH OF
SCHEDULEOPP. STRENGTH
OF SCHEDULETEAM
RPIADJ.
RPICONF.
RPIADJ CONF.
RPIDIV. I ONLY
DIV. I NON-CONF.9- 6
7- 6117
1537-3
1- 055
4875
2557
6857
6811
1011
10

TOTALS

RPI 1-25

RPI 26-50

W-L RECORDS

RPI 51-100

RPI 101-150

RPI 150+

9- 6
3- 3
5- 3
1- 00- 2
0- 1
0- 1
0- 01- 1
0- 0
1- 1
0- 0OVERALL
HOME
AWAY
NEUTRAL0- 3
0- 2
0- 1
0- 00- 0
0- 0
0- 0
0- 08- 0
3- 0
4- 0
1- 07- 6
2- 3
4- 3
1- 00- 2
0- 1
0- 1
0- 01- 1
0- 0
1- 1
0- 0NON-CONFERENCE
HOME
AWAY
NEUTRAL0- 3
0- 2
0- 1
0- 00- 0
0- 0
0- 0
0- 06- 0
2- 0
3- 0
1- 02- 0
1- 0
1- 0
0- 00- 0
0- 0
0- 0
0- 00- 0
0- 0
0- 0
0- 0CONFERENCE
HOME
AWAY
NEUTRAL0- 0
0- 0
0- 0
0- 00- 0
0- 0
0- 0
0- 02- 0
1- 0
1- 0
0- 0

RPI 1-25

RPI 26-50

RPI 51-100

Team's RPI: 57

RPI 101+

RPI	S	Opponent	Score
1	A	Notre Dame	58 103
14	H	Rutgers	49 60

RPI	S	Opponent	Score
27	A	Purdue	65 66
28	A	Cal i forni a	85 79

RPI	S	Opponent	Score
63	H	Mai ne	60 67
67	H	Qui nni pi ac	67 72
91	A	Hartford	60 73

RPI	S	Opponent	Score
157	A	CSUN	75 55
168	H	Boston U.	67 47
178	A	Rhode Isl and	80 47
203 N		Jacksonville St.	69 62
252	A	Si ena	73 54
254	A	Dartmouth	73 57
254	H	Dartmouth	56 46
286	H	La Sal le	88 43

LAST 12 Di vi si on I GAMES:

254	H	Dartmouth	56 46
28	A	Cal i forni a	85 79
178	A	Rhode Isl and	80 47
168	H	Boston U.	67 47
14	H	Rutgers	49 60
63	H	Mai ne	60 67

157	A	CSUN	75 55
254	A	Dartmouth	73 57
67	H	Qui nni pi ac	67 72
203 N		Jacksonville St.	69 62
91	A	Hartford	60 73
252	A	Si ena	73 54

H
a
r
v
a
r
dH
a
r
v
a
r
d

Non-Di v I Games:

Harvard

Loss,
 Non-Conf,
 S Site,
 H Home
 A Away
 N Neutral

Average RPI Win: 228

Average RPI Loss: 149

WON-LOST
RECORDWINNING
PCT. RANKLAST 10
GAMESSTRENGTH OF
SCHEDULEOPP. STRENGTH
OF SCHEDULETEAM
RPIADJ.
RPICONF.
RPIADJ CONF.
RPIDIV. I ONLY
DIV. I NON-CONF.6- 11
3- 9249
2716-4
0- 1198
170167
111246
275246
27522
2122
21

TOTALS

RPI 1-25

RPI 26-50

W-L RECORDS

RPI 51-100

RPI 101-150

RPI 150+

6- 11

0- 1

0- 1

OVERALL

1- 1

1- 2

4- 6

3- 6

0- 1

0- 0

HOME

1- 1

1- 2

1- 2

3- 4

0- 0

0- 0

AWAY

0- 0

0- 0

3- 4

0- 1

0- 0

0- 1

NEUTRAL

0- 0

0- 0

0- 0

3- 9

0- 1

0- 1

NON-CONFERENCE

0- 1

1- 2

2- 4

2- 5

0- 1

0- 0

HOME

0- 1

1- 2

1- 1

1- 3

0- 0

0- 0

AWAY

0- 0

0- 0

1- 3

0- 1

0- 0

0- 1

NEUTRAL

0- 0

0- 0

0- 0

3- 2

0- 0

0- 0

CONFERENCE

1- 0

0- 0

2- 2

1- 1

0- 0

0- 0

HOME

1- 0

0- 0

0- 1

2- 1

0- 0

0- 0

AWAY

0- 0

0- 0

2- 1

0- 0

0- 0

0- 0

NEUTRAL

0- 0

0- 0

0- 0

RPI 1-25

RPI 26-50

RPI 51-100

RPI 101+

Team's RPI: 246

RPI	S	Opponent	Score
3	H	Stanford	59 81

RPI	S	Opponent	Score
29	N	Utah	48 73

RPI	S	Opponent	Score
74	H	UC Davis	65 60
88	H	FGCU	67 73

RPI	S	Opponent	Score
107	H	Idaho	69 61
109	H	Ameri can	57 69
149	H	Portl and	65 72
153	H	Pepperdi ne	64 65
157	H	CSUN	29 49
210	A	UNLV	66 61
214	A	Cal St. Fullerton	68 72
220	A	San Diego St.	57 58
255	A	Nevada	78 79
261	A	San Diego	50 58
318	A	Cal Poly	71 54
319	A	UC Santa Barbara	47 35
339	H	Seattle U	67 51

LAST 12 Division I GAMES:

318	A	Cal Poly	71	54	29	N	Utah	48	73
157	H	CSUN	29	49	319	A	UC Santa Barbara	47	35
74	H	UC Davis	65	60	107	H	Idaho	69	61
214	A	Cal St. Fullerton	68	72	3	H	Stanford	59	81
255	A	Nevada	78	79	88	H	FGCU	67	73
210	A	UNLV	66	61	109	H	Ameri can	57	69

Non-Div I Games: Hawai i Paci fic 66 51

Hawai i

Loss,
 Non-Conf, S Site,
 H Home
A Away
 N Neutral

Average RPI	Win:	280	WON-LOST	WINNING	LAST 10	STRENGTH OF	OPP. STRENGTH	TEAM	ADJ.	CONF.	ADJ CONF.
Average RPI	Loss:	100	RECORD	PCT. RANK	GAMES	SCHEDULE	OF SCHEDULE	RPI	RPI	RPI	RPI
DIV. I ONLY		10- 6		109	8-2	243	287	142	142	28	28
DIV. I NON-CONF.		5- 4		139	0- 0	148	217	120	120	29	29

TOTALS	RPI 1-25		RPI 26-50		W-L RECORDS	RPI 51-100		RPI 101-150		RPI 150+	
10- 6	0- 1		0- 1		OVERALL	0- 1		1- 2		9- 1	
7- 0	0- 0		0- 0		HOME	0- 0		1- 0		6- 0	
3- 6	0- 1		0- 1		AWAY	0- 1		0- 2		3- 1	
0- 0	0- 0		0- 0		NEUTRAL	0- 0		0- 0		0- 0	
5- 4	0- 1		0- 1		NON-CONFERENCE	0- 1		1- 1		4- 0	
4- 0	0- 0		0- 0		HOME	0- 0		1- 0		3- 0	
1- 4	0- 1		0- 1		AWAY	0- 1		0- 1		1- 0	
0- 0	0- 0		0- 0		NEUTRAL	0- 0		0- 0		0- 0	
5- 2	0- 0		0- 0		CONFERENCE	0- 0		0- 1		5- 1	
3- 0	0- 0		0- 0		HOME	0- 0		0- 0		3- 0	
2- 2	0- 0		0- 0		AWAY	0- 0		0- 1		2- 1	
0- 0	0- 0		0- 0		NEUTRAL	0- 0		0- 0		0- 0	

RPI 1-25				RPI 26-50				RPI 51-100				RPI 101+ Team's RPI: 142			
RPI	S	Opponent	Score	RPI	S	Opponent	Score	RPI	S	Opponent	Score	RPI	S	Opponent	Score
22	A	Kentucky	49 71	40	A	Clemson	64 83	84	A	Miami (OH)	55 68	109	H	American	66 61
												126	A	Radford	58 80
												128	A	Davidson	62 71
												198	A	UNC Asheville	56 67
												235	A	Gardner-Webb	78 61
												257	A	ETSU	73 65
												258	H	Campbell	65 60
												271	H	Norfolk St.	83 51
												316	H	UNC Greensboro	82 75
												327	H	Presbyterian	79 40
												336	H	Charleston So.	71 64
												341	A	USC Upstate	87 61
												345	H	N.C. Central	80 69
LAST 12 Division I GAMES:															
198	A	UNC Asheville	56 67	336	H	Charleston So.	71 64								
235	A	Gardner-Webb	78 61	258	H	Campbell	65 60								
327	H	Presbyterian	79 40	109	H	American	66 61								
126	A	Radford	58 80	271	H	Norfolk St.	83 51								
341	A	USC Upstate	87 61	40	A	Clemson	64 83								
257	A	ETSU	73 65	316	H	UNC Greensboro	82 75								

Non-Div I Games: Greensboro 102 50 Mars Hill 86 36

High Point

H
o
f
s
t
r
a

Hofstra				Through Games Of Jan. 28, 2019							
Average RPI	Win:	240	WON-LOST	WINNING	LAST 10	STRENGTH OF	OPP. STRENGTH	TEAM	ADJ.	CONF.	ADJ CONF.
Average RPI	Loss:	156	RECORD	PCT. RANK	GAMES	SCHEDULE	OF SCHEDULE	RPI	RPI	RPI	RPI
DIV. I ONLY		6- 12	256	4-6		142	256	226	226	10	10
DIV. I NON-CONF.		5- 6	177	0- 0		246	338	222	222	11	11

TOTALS		RPI 1-25	RPI 26-50		W-L RECORDS		RPI 51-100	RPI 101-150		RPI 150+	
6- 12		0- 0	0- 1		OVERALL		1- 1	0- 3		5- 7	
2- 6		0- 0	0- 0		HOME		1- 0	0- 2		1- 4	
3- 4		0- 0	0- 1		AWAY		0- 0	0- 1		3- 2	
1- 2		0- 0	0- 0		NEUTRAL		0- 1	0- 0		1- 1	
5- 6		0- 0	0- 0		NON-CONFERENCE		0- 1	0- 0		5- 5	
1- 2		0- 0	0- 0		HOME		0- 0	0- 0		1- 2	
3- 2		0- 0	0- 0		AWAY		0- 0	0- 0		3- 2	
1- 2		0- 0	0- 0		NEUTRAL		0- 1	0- 0		1- 1	
1- 6		0- 0	0- 1		CONFERENCE		1- 0	0- 3		0- 2	
1- 4		0- 0	0- 0		HOME		1- 0	0- 2		0- 2	
0- 2		0- 0	0- 1		AWAY		0- 0	0- 1		0- 0	
0- 0		0- 0	0- 0		NEUTRAL		0- 0	0- 0		0- 0	

H
o
f
s
t
r
a

RPI 1-25				RPI 26-50				RPI 51-100				RPI 101+ Team's RPI: 226			
RPI	S	Opponent	Score	RPI	S	Opponent	Score	RPI	S	Opponent	Score	RPI	S	Opponent	Score
				47	A	James Madison	54 77	69	H	Northeastern	78 61	110	H	Drexel	49 61
								90	N	Wright St.	64 93	118	A	Towson	68 92
												129	H	William & Mary	55 60
												154	N	Marist	57 71
												163	A	Stony Brook	49 77
												185	H	Delaware	59 78
												190	H	Elon	64 77
												209	A	Holy Cross	66 72
												212	A	St. Bonaventure	67 59
												224	H	Sacred Heart	64 70
												250	H	Col umbi a	63 65
												252	A	Si ena	57 50
												262	N	Stetson	53 50
												314	A	UMBC	45 42
												329	H	Iona	74 49

LAST 12 Division I GAMES:															
185	H	Delaware	59 78	69	H	Northeastern	78 61	110	H	Drexel	49 61				
118	A	Towson	68 92	314	A	UMBC	45 42	209	A	Holy Cross	66 72				
47	A	James Madison	54 77	224	H	Sacred Heart	64 70	262	N	Stetson	53 50				
190	H	Elon	64 77												
129	H	William & Mary	55 60												
252	A	Si ena	57 50												

Non-Div I Games: Wilmington (DE) 77 56

Hofstra

Average RPI Win:	257	WON-LOST	WINNING	LAST 10	STRENGTH OF	OPP. STRENGTH	TEAM	ADJ.	CONF.	ADJ CONF.
Average RPI Loss:	197	RECORD	PCT. RANK	GAMES	SCHEDULE	OF SCHEDULE	RPI	RPI	RPI	RPI
DIV. I ONLY	11- 8	122	5-5	315	266	209	209	19	19	
DIV. I NON-CONF.	8- 3	72	0- 0	332	281	195	195	22	22	

TOTALS	RPI 1-25	RPI 26-50	W-L RECORDS	RPI 51-100	RPI 101-150	RPI 150+				
11- 8	0- 0	0- 0	OVERALL	0- 2	0- 1	11- 5				
8- 2	0- 0	0- 0	HOME	0- 0	0- 0	8- 2				
3- 6	0- 0	0- 0	AWAY	0- 2	0- 1	3- 3				
0- 0	0- 0	0- 0	NEUTRAL	0- 0	0- 0	0- 0				
8- 3	0- 0	0- 0	NON-CONFERENCE	0- 1	0- 0	8- 2				
5- 1	0- 0	0- 0	HOME	0- 0	0- 0	5- 1				
3- 2	0- 0	0- 0	AWAY	0- 1	0- 0	3- 1				
0- 0	0- 0	0- 0	NEUTRAL	0- 0	0- 0	0- 0				
3- 5	0- 0	0- 0	CONFERENCE	0- 1	0- 1	3- 3				
3- 1	0- 0	0- 0	HOME	0- 0	0- 0	3- 1				
0- 4	0- 0	0- 0	AWAY	0- 1	0- 1	0- 2				
0- 0	0- 0	0- 0	NEUTRAL	0- 0	0- 0	0- 0				

RPI	S	Opponent	Score	RPI	S	Opponent	Score	RPI	S	Opponent	Score	RPI	S	Opponent	Score	Team's RPI: 209
51	A	Bucknell	71 75	80	A	Boston College	63 89	131	A	Lehigh	55 64	168	H	Boston U.	75 69	
								178	H	Rhode Island	73 65	206	H	Brown	85 89	
								223	H	Rider	71 61	225	A	Navy	47 54	
								226	H	Hofstra	72 66	232	H	Colgate	67 70	
								256	A	Albany (NY)	56 50	274	A	Vermont	65 40	
								283	H	Army West Point	58 39	289	A	Bryant	81 62	
								297	H	UMass Lowell	63 54	299	H	Loyola Maryland	78 60	
								322	A	Lafayette	63 73	325	A	New Hampshire	62 74	
								330	H	Manhattan	61 53					
LAST 12 Division I GAMES:																
168	H	Boston U.	75 69	51	A	Bucknell	71 75	283	H	Army West Point	58 39	289	A	Bryant	81 62	
225	A	Navy	47 54	330	H	Manhattan	61 53	325	A	New Hampshire	62 74	226	H	Hofstra	72 66	
299	H	Loyola Maryland	78 60													
131	A	Lehigh	55 64													
322	A	Lafayette	63 73													
232	H	Colgate	67 70													

Non-Div I Games:

Holy Cross

Average RPI	Win:	203	WON-LOST	WINNING	LAST 10	STRENGTH OF	OPP. STRENGTH	TEAM	ADJ.	CONF.	ADJ CONF.
Average RPI	Loss:	69	RECORD	PCT. RANK	GAMES	SCHEDULE	OF SCHEDULE	RPI	RPI	RPI	RPI
DIV. I ONLY		10- 9		157	6-4	78	76	97	97	9	9
DIV. I NON-CONF.		6- 7		172	0- 0	77	64	105	105	9	9

TOTALS	RPI 1-25		RPI 26-50		W-L RECORDS	RPI 51-100		RPI 101-150		RPI 150+	
10- 9	0- 2		1- 2		OVERALL	0- 3		1- 2		8- 0	
3- 5	0- 2		1- 1		HOME	0- 1		1- 1		1- 0	
7- 4	0- 0		0- 1		AWAY	0- 2		0- 1		7- 0	
0- 0	0- 0		0- 0		NEUTRAL	0- 0		0- 0		0- 0	
6- 7	0- 1		1- 2		NON-CONFERENCE	0- 2		0- 2		5- 0	
1- 4	0- 1		1- 1		HOME	0- 1		0- 1		0- 0	
5- 3	0- 0		0- 1		AWAY	0- 1		0- 1		5- 0	
0- 0	0- 0		0- 0		NEUTRAL	0- 0		0- 0		0- 0	
4- 2	0- 1		0- 0		CONFERENCE	0- 1		1- 0		3- 0	
2- 1	0- 1		0- 0		HOME	0- 0		1- 0		1- 0	
2- 1	0- 0		0- 0		AWAY	0- 1		0- 0		2- 0	
0- 0	0- 0		0- 0		NEUTRAL	0- 0		0- 0		0- 0	

RPI 1-25				RPI 26-50				RPI 51-100				Team's RPI: 97	RPI 101+			
RPI	S	Opponent	Score	RPI	S	Opponent	Score	RPI	S	Opponent	Score		RPI	S	Opponent	Score
7	H	UConn	61 81	28	A	Cal i forn i a	79 80	80	H	Boston College	57 64		112	H	UT Ar l ington	61 65
19	H	Texas A&M	52 68	39	H	Georgi a Tech	95 89	88	A	FGCU	71 76		138	H	Tul sa	76 44
				44	H	New Mexi co	84 89	96	A	Ci nci nnati	57 68		143	A	Loui si ana Tech	88 100
													175	A	Southern Mi ss.	61 44
													192	A	George Mason	66 56
													196	A	SMU	72 61
													218	H	Temple	78 65
													250	A	Col umbi a	83 72
													257	A	ETSU	84 77
													260	A	Wi chi ta St.	66 58
													304	A	Incar nate Word	79 60

LAST 12 Division I GAMES:																
260	A	Wi chi ta St.	66 58	138	H	Tul sa	76 44	96	A	Ci nci nnati	57 68		112	H	UT Ar l ington	61 65
218	H	Temple	78 65	96	A	Ci nci nnati	57 68	112	H	UT Ar l ington	61 65		19	H	Texas A&M	52 68
196	A	SMU	72 61	112	H	UT Ar l ington	61 65	257	A	ETSU	84 77		257	A	ETSU	84 77
7	H	UConn	61 81	19	H	Texas A&M	52 68	88	A	FGCU	71 76					
175	A	Southern Mi ss.	61 44													
192	A	George Mason	66 56													

Non-Div I Games:

Houston

Average RPI Win:	310	WON-LOST	WINNING	LAST 10	STRENGTH OF	OPP. STRENGTH	TEAM	ADJ.	CONF.	ADJ CONF.
Average RPI Loss:	192	RECORD	PCT. RANK	GAMES	SCHEDULE	OF SCHEDULE	RPI	RPI	RPI	RPI
DIV. I ONLY	2- 11	326	2-8	288	295	340	340	26	26	
DIV. I NON-CONF.	1- 5	311	0- 0	255	221	328	328	23	23	

TOTALS	RPI 1-25	RPI 26-50	W-L RECORDS	RPI 51-100	RPI 101-150	RPI 150+				
2- 11	0- 0	0- 0	OVERALL	0- 2	0- 0	2- 9				
2- 3	0- 0	0- 0	HOME	0- 0	0- 0	2- 3				
0- 8	0- 0	0- 0	AWAY	0- 2	0- 0	0- 6				
0- 0	0- 0	0- 0	NEUTRAL	0- 0	0- 0	0- 0				
1- 5	0- 0	0- 0	NON-CONFERENCE	0- 1	0- 0	1- 4				
1- 1	0- 0	0- 0	HOME	0- 0	0- 0	1- 1				
0- 4	0- 0	0- 0	AWAY	0- 1	0- 0	0- 3				
0- 0	0- 0	0- 0	NEUTRAL	0- 0	0- 0	0- 0				
1- 6	0- 0	0- 0	CONFERENCE	0- 1	0- 0	1- 5				
1- 2	0- 0	0- 0	HOME	0- 0	0- 0	1- 2				
0- 4	0- 0	0- 0	AWAY	0- 1	0- 0	0- 3				
0- 0	0- 0	0- 0	NEUTRAL	0- 0	0- 0	0- 0				

RPI 1-25				RPI 26-50				RPI 51-100				RPI 101+				Team's RPI: 340
RPI	S	Opponent	Score	RPI	S	Opponent	Score	RPI	S	Opponent	Score	RPI	S	Opponent	Score	
								68	A	Lamar University	50 63	162	A	Texas Tech	76 82	
								82	A	Oklahoma St.	44 77	173	H	Abilene Christian	62 72	
												174	H	Oral Roberts	56 74	
												183	A	North Texas	75 100	
												202	A	Nicholls St.	54 77	
												216	H	Sam Houston St.	63 74	
												260	A	Wichita St.	50 68	
												267	A	Southeastern La.	65 73	
												294	H	La.-Monroe	68 60	
												323	A	McNeese	71 81	
												326	H	New Orleans	83 74	
LAST 12 Division I GAMES:																
216	H	Sam Houston St.	63 74	323	A	McNeese	71 81									
173	H	Abilene Christian	62 72	267	A	Southeastern La.	65 73									
202	A	Nicholls St.	54 77	174	H	Oral Roberts	56 74									
326	H	New Orleans	83 74	82	A	Oklahoma St.	44 77									
68	A	Lamar University	50 63	183	A	North Texas	75 100									
294	H	La.-Monroe	68 60	162	A	Texas Tech	76 82									

Non-Div I Games: Howard Payne 93 60 Tex. A&M Int'l 81 48 McMurry 92 41 Southwest (NM) 100 57
Houston Baptist

Average RPI Win: 293	WON-LOST RECORD	WINNING PCT. RANK	LAST 10 GAMES	STRENGTH OF SCHEDULE	OPP. STRENGTH OF SCHEDULE	TEAM RPI	ADJ. RPI	CONF. RPI	ADJ CONF. RPI
Average RPI Loss: 178									
DIV. I ONLY	11- 9	140	4-6	325	329	242	242	32	32
DIV. I NON-CONF.	7- 6	153	0- 0	289	285	201	201	32	32

TOTALS	RPI 1-25	RPI 26-50	W-L RECORDS	RPI 51-100	RPI 101-150	RPI 150+			
11- 9	0- 0	0- 1	OVERALL	0- 1	0- 1	11- 6			
6- 3	0- 0	0- 0	HOME	0- 0	0- 0	6- 3			
5- 6	0- 0	0- 1	AWAY	0- 1	0- 1	5- 3			
0- 0	0- 0	0- 0	NEUTRAL	0- 0	0- 0	0- 0			
7- 6	0- 0	0- 1	NON-CONFERENCE	0- 1	0- 1	7- 3			
2- 2	0- 0	0- 0	HOME	0- 0	0- 0	2- 2			
5- 4	0- 0	0- 1	AWAY	0- 1	0- 1	5- 1			
0- 0	0- 0	0- 0	NEUTRAL	0- 0	0- 0	0- 0			
4- 3	0- 0	0- 0	CONFERENCE	0- 0	0- 0	4- 3			
4- 1	0- 0	0- 0	HOME	0- 0	0- 0	4- 1			
0- 2	0- 0	0- 0	AWAY	0- 0	0- 0	0- 2			
0- 0	0- 0	0- 0	NEUTRAL	0- 0	0- 0	0- 0			

Howard

Howard

RPI S Opponent	Score	RPI S Opponent	Score	RPI S Opponent	Score	RPI S Opponent	Score
RPI 1-25		RPI 26-50		RPI 51-100		RPI 101+	Team's RPI: 242
33 A North Carolina	63 85	33 A North Carolina	63 85	96 A Cincinnati	51 85	129 A William & Mary	75 88
						169 H Mercer	70 85
						181 A UMES	72 80
						181 H UMES	73 80
						192 H George Mason	73 59
						236 A Niagara	68 61
						252 H Siena	81 86
						258 A Campbell	69 64
						265 H Bethune-Cookman	61 40
						272 A Richmond	60 67
						286 A La Salle	57 54
						293 A South Carolina St.	63 72
						312 H NJIT	77 57
						320 A FIU	89 62
						321 H Morgan St.	79 56
						342 A Fairleigh Dickinson	79 58
						347 H Delaware St.	78 62
						349 H Florida A&M	74 68
LAST 12 Division I GAMES:							
293 A South Carolina St.	63 72	181 H UMES	73 80				
321 H Morgan St.	79 56	347 H Delaware St.	78 62				
265 H Bethune-Cookman	61 40	96 A Cincinnati	51 85				
181 A UMES	72 80	169 H Mercer	70 85				
349 H Florida A&M	74 68	320 A FIU	89 62				
33 A North Carolina	63 85	258 A Campbell	69 64				

Non-Div I Games:

Howard

Average RPI Win:	224	WON-LOST	WINNING	LAST 10	STRENGTH OF	OPP. STRENGTH	TEAM	ADJ.	CONF.	ADJ CONF.
Average RPI Loss:	94	RECORD	PCT. RANK	GAMES	SCHEDULE	OF SCHEDULE	RPI	RPI	RPI	RPI
DIV. I ONLY	12- 7	106	7-3	169	168	119	119	20	20	
DIV. I NON-CONF.	5- 5	162	0- 0	38	110	73	73	19	19	

TOTALS	RPI 1-25	RPI 26-50	W-L RECORDS	RPI 51-100	RPI 101-150	RPI 150+				
12- 7	0- 1	0- 1	OVERALL	1- 2	2- 1	9- 2				
5- 3	0- 0	0- 1	HOME	0- 2	1- 0	4- 0				
6- 4	0- 1	0- 0	AWAY	1- 0	0- 1	5- 2				
1- 0	0- 0	0- 0	NEUTRAL	0- 0	1- 0	0- 0				
5- 5	0- 1	0- 1	NON-CONFERENCE	0- 1	2- 0	3- 2				
1- 2	0- 0	0- 1	HOME	0- 1	1- 0	0- 0				
3- 3	0- 1	0- 0	AWAY	0- 0	0- 0	3- 2				
1- 0	0- 0	0- 0	NEUTRAL	0- 0	1- 0	0- 0				
7- 2	0- 0	0- 0	CONFERENCE	1- 1	0- 1	6- 0				
4- 1	0- 0	0- 0	HOME	0- 1	0- 0	4- 0				
3- 1	0- 0	0- 0	AWAY	1- 0	0- 1	2- 0				
0- 0	0- 0	0- 0	NEUTRAL	0- 0	0- 0	0- 0				

RPI 1-25				RPI 26-50				RPI 51-100				RPI 101+				Team's RPI: 119
RPI	S	Opponent	Score	RPI	S	Opponent	Score	RPI	S	Opponent	Score	RPI	S	Opponent	Score	
9	A	Iowa	58 72	37	H	Ohio	66 73	75	A	Green Bay	67 63	114	A	Youngstown St.	52 70	
								78	H	UNI	40 53	133	H	UT Martin	73 72	
								90	H	Wright St.	75 78	134	N	VCU	63 61	
												160	A	Southern Ill.	73 78	
												166	A	Indiana St.	64 59	
												172	A	Wisconsin	64 65	
												193	A	Milwaukee	67 66	
												197	A	Ole Miss	66 58	
												263	A	UTSA	58 50	
												266	A	Cleveland St.	75 50	
												288	H	Northern Ky.	70 48	
												302	H	Oakland	82 53	
												332	H	Detroit Mercy	82 47	
												335	H	UIC	71 43	
LAST 12 Division I GAMES:																
335	H	UIC	71 43	75	A	Green Bay	67 63	193	A	Milwaukee	67 66					
302	H	Oakland	82 53	90	H	Wright St.	75 78	160	A	Southern Ill.	73 78					
332	H	Detroit Mercy	82 47	37	H	Ohio	66 73	9	A	Iowa	58 72					
114	A	Youngstown St.	52 70													
266	A	Cleveland St.	75 50													
288	H	Northern Ky.	70 48													

Non-Div I Games: Purdue Northwest 101 40

IUPUI

Average RPI Win:	186	WON-LOST	WINNING	LAST 10	STRENGTH OF	OPP. STRENGTH	TEAM	ADJ.	CONF.	ADJ CONF.
Average RPI Loss:	114	RECORD	PCT. RANK	GAMES	SCHEDULE	OF SCHEDULE	RPI	RPI	RPI	RPI
DIV. I ONLY	9- 8	146	6-4	102	119	107	107	16	16	
DIV. I NON-CONF.	3- 6	241	0- 0	75	56	153	153	12	12	

TOTALS	RPI 1-25	RPI 26-50	W-L RECORDS	RPI 51-100	RPI 101-150	RPI 150+				
9- 8	0- 2	0- 0	OVERALL	1- 2	2- 2	6- 2				
5- 1	0- 0	0- 0	HOME	0- 0	1- 1	4- 0				
4- 6	0- 2	0- 0	AWAY	1- 1	1- 1	2- 2				
0- 1	0- 0	0- 0	NEUTRAL	0- 1	0- 0	0- 0				
3- 6	0- 2	0- 0	NON-CONFERENCE	0- 2	0- 0	3- 2				
2- 0	0- 0	0- 0	HOME	0- 0	0- 0	2- 0				
1- 5	0- 2	0- 0	AWAY	0- 1	0- 0	1- 2				
0- 1	0- 0	0- 0	NEUTRAL	0- 1	0- 0	0- 0				
6- 2	0- 0	0- 0	CONFERENCE	1- 0	2- 2	3- 0				
3- 1	0- 0	0- 0	HOME	0- 0	1- 1	2- 0				
3- 1	0- 0	0- 0	AWAY	1- 0	1- 1	1- 0				
0- 0	0- 0	0- 0	NEUTRAL	0- 0	0- 0	0- 0				

I
d
a
h
oI
d
a
h
o

RPI 1-25				RPI 26-50				RPI 51-100				RPI 101+				Team's RPI: 107
RPI	S	Opponent	Score	RPI	S	Opponent	Score	RPI	S	Opponent	Score	RPI	S	Opponent	Score	
3	A	Stanford	71 115					58	A	Wyomi ng	61 64	113	H	Northern Colo.	72 86	
13	A	Gonzaga	51 88					61	N	Boi se St.	85 91	140	H	Portland St.	80 78	
								95	A	Idaho St.	86 72	141	A	Montana	79 82	
												146	A	Montana St.	82 66	
												157	H	CSUN	88 73	
												162	A	Texas Tech	88 77	
												189	H	Eastern Wash.	84 68	
												228	H	Sacramento St.	104 66	
												246	A	Hawai i	61 69	
												251	H	San Franci sco	70 63	
												276	A	Long Beach St.	63 70	
												308	A	Weber St.	79 74	
LAST 12 Division I GAMES:																
141	A	Montana	79 82	140	H	Portland St.	80 78	228	H	Sacramento St.	104 66	13	A	Gonzaga	51 88	
146	A	Montana St.	82 66	58	A	Wyomi ng	61 64	246	A	Hawai i	61 69	58	A	Wyomi ng	61 64	
113	H	Northern Colo.	72 86	61	N	Boi se St.	85 91	251	H	San Franci sco	70 63	61	N	Boi se St.	85 91	
189	H	Eastern Wash.	84 68	95	A	Idaho St.	86 72									
308	A	Weber St.	79 74													
95	A	Idaho St.	86 72													

Non-Div I Games:

Idaho

Average RPI Win:	225	WON-LOST	WINNING	LAST 10	STRENGTH OF	OPP. STRENGTH	TEAM	ADJ.	CONF.	ADJ CONF.
Average RPI Loss:	61	RECORD	PCT. RANK	GAMES	SCHEDULE	OF SCHEDULE	RPI	RPI	RPI	RPI
DIV. I ONLY	11- 6	101	8-2	154	136	95	95	16	16	
DIV. I NON-CONF.	4- 4	162	0- 0	29	167	66	66	12	12	

TOTALS	RPI 1-25	RPI 26-50	W-L RECORDS	RPI 51-100	RPI 101-150	RPI 150+				
11- 6	0- 1	0- 2	OVERALL	0- 1	2- 2	9- 0				
6- 1	0- 0	0- 0	HOME	0- 0	2- 1	4- 0				
4- 4	0- 1	0- 1	AWAY	0- 1	0- 1	4- 0				
1- 1	0- 0	0- 1	NEUTRAL	0- 0	0- 0	1- 0				
4- 4	0- 1	0- 2	NON-CONFERENCE	0- 1	0- 0	4- 0				
2- 0	0- 0	0- 0	HOME	0- 0	0- 0	2- 0				
1- 3	0- 1	0- 1	AWAY	0- 1	0- 0	1- 0				
1- 1	0- 0	0- 1	NEUTRAL	0- 0	0- 0	1- 0				
7- 2	0- 0	0- 0	CONFERENCE	0- 0	2- 2	5- 0				
4- 1	0- 0	0- 0	HOME	0- 0	2- 1	2- 0				
3- 1	0- 0	0- 0	AWAY	0- 0	0- 1	3- 0				
0- 0	0- 0	0- 0	NEUTRAL	0- 0	0- 0	0- 0				

RPI 1-25				RPI 26-50				RPI 51-100				Team's RPI : 95				RPI 101+			
RPI	S	Opponent	Score	RPI	S	Opponent	Score	RPI	S	Opponent	Score	RPI	S	Opponent	Score	RPI	S	Opponent	Score
13	A	Gonzaga	51 70	29	A	Utah	60 74	65	A	Ari zona	46 71	107	H	Idaho	72 86	113	A	Northern Colo.	56 60
				39	N	Georgi a Tech	51 74					141	H	Montana	50 34	146	H	Montana St.	61 43
												153	H	Pepperdi ne	65 63	189	H	Eastern Wash.	63 48
												228	H	Sacramento St.	73 43	240	A	Northern Ariz.	80 69
												248	A	Southern Utah	69 57	259	H	Utah Valley	80 68
												282	N	Kennesaw St.	60 49	285	A	Californi a Baptist	72 57
												308	A	Weber St.	70 57				
LAST 12 Division I GAMES:																			
113	A	Northern Colo.	56 60	146	H	Montana St.	61 43	107	H	Idaho	72 86	153	H	Pepperdi ne	65 63	259	H	Utah Valley	80 68
228	H	Sacramento St.	73 43	141	H	Montana	50 34	259	H	Utah Valley	80 68	39	N	Georgi a Tech	51 74				
308	A	Weber St.	70 57																
240	A	Northern Ariz.	80 69																
248	A	Southern Utah	69 57																
189	H	Eastern Wash.	63 48																

Non-Div I Games: Benedictine Mesa 88 51

Idaho St.

IllinoisIllinois

I l l i n o i s

Average RPI Win:	231	WON-LOST	WINNING	LAST 10	STRENGTH OF	OPP. STRENGTH	TEAM	ADJ.	CONF.	ADJ CONF.
Average RPI Loss:	142	RECORD	PCT. RANK	GAMES	SCHEDULE	OF SCHEDULE	RPI	RPI	RPI	RPI
DIV. I ONLY	9- 8	146	6-4	218	224	191	191	12	12	
DIV. I NON-CONF.	6- 4	125	0- 0	302	302	189	189	14	14	

TOTALS	RPI 1-25	RPI 26-50	W-L RECORDS	RPI 51-100	RPI 101-150	RPI 150+				
9- 8	0- 1	0- 1	OVERALL	1- 0	0- 1	8- 5				
6- 3	0- 1	0- 0	HOME	1- 0	0- 1	5- 1				
3- 5	0- 0	0- 1	AWAY	0- 0	0- 0	3- 4				
0- 0	0- 0	0- 0	NEUTRAL	0- 0	0- 0	0- 0				
6- 4	0- 0	0- 1	NON-CONFERENCE	0- 0	0- 0	6- 3				
4- 0	0- 0	0- 0	HOME	0- 0	0- 0	4- 0				
2- 4	0- 0	0- 1	AWAY	0- 0	0- 0	2- 3				
0- 0	0- 0	0- 0	NEUTRAL	0- 0	0- 0	0- 0				
3- 4	0- 1	0- 0	CONFERENCE	1- 0	0- 1	2- 2				
2- 3	0- 1	0- 0	HOME	1- 0	0- 1	1- 1				
1- 1	0- 0	0- 0	AWAY	0- 0	0- 0	1- 1				
0- 0	0- 0	0- 0	NEUTRAL	0- 0	0- 0	0- 0				

RPI 1-25				RPI 26-50				RPI 51-100				RPI 101+				Team's RPI: 191
RPI	S	Opponent	Score	RPI	S	Opponent	Score	RPI	S	Opponent	Score	RPI	S	Opponent	Score	
16	H	Drake	64 82	45	A	Butler	56 58	78	H	UNI	66 64	102	H	Missouri St.	47 59	
												151	H	Bradley	68 79	
												160	H	Southern Ill.	60 52	
												166	A	Indiana St.	44 59	
												179	A	Eastern Mich.	41 50	
												195	A	UMKC	62 55	
												200	H	Saint Louis	72 67	
												207	A	SIUE	61 68	
												215	H	North Dakota	67 55	
												266	A	Cleveland St.	63 67	
												288	A	Northern Ky.	58 53	
												300	H	Austin Peay	61 49	
												302	H	Oakland	62 56	
												337	A	Evansville	72 61	

LAST 12 Division I GAMES:																
160	H	Southern Ill.	60 52	151	H	Bradley	68 79									
337	A	Evansville	72 61	102	H	Missouri St.	47 59									
166	A	Indiana St.	44 59	200	H	Saint Louis	72 67									
16	H	Drake	64 82	288	A	Northern Ky.	58 53									
78	H	UNI	66 64	300	H	Austin Peay	61 49									
195	A	UMKC	62 55	302	H	Oakland	62 56									

Non-Div I Games: Maryville (MO) 61 52

Illinois St.

Average RPI Win:	325	WON-LOST	WINNING	LAST 10	STRENGTH OF	OPP. STRENGTH	TEAM	ADJ.	CONF.	ADJ CONF.
Average RPI Loss:	152	RECORD	PCT. RANK	GAMES	SCHEDULE	OF SCHEDULE	RPI	RPI	RPI	RPI

DIV. I ONLY	2- 16	333	2-8	169	241	304	304	26	26
DIV. I NON-CONF.	0- 11	336	0- 0	91	191	308	308	23	23

TOTALS	RPI 1-25	RPI 26-50	W-L RECORDS	RPI 51-100	RPI 101-150	RPI 150+			
2- 16	0- 1	0- 1	OVERALL	0- 5	0- 2	2- 7			
1- 7	0- 0	0- 0	HOME	0- 4	0- 1	1- 2			
1- 9	0- 1	0- 1	AWAY	0- 1	0- 1	1- 5			
0- 0	0- 0	0- 0	NEUTRAL	0- 0	0- 0	0- 0			
0- 11	0- 1	0- 1	NON-CONFERENCE	0- 3	0- 2	0- 4			
0- 4	0- 0	0- 0	HOME	0- 2	0- 1	0- 1			
0- 7	0- 1	0- 1	AWAY	0- 1	0- 1	0- 3			
0- 0	0- 0	0- 0	NEUTRAL	0- 0	0- 0	0- 0			
2- 5	0- 0	0- 0	CONFERENCE	0- 2	0- 0	2- 3			
1- 3	0- 0	0- 0	HOME	0- 2	0- 0	1- 1			
1- 2	0- 0	0- 0	AWAY	0- 0	0- 0	1- 2			
0- 0	0- 0	0- 0	NEUTRAL	0- 0	0- 0	0- 0			

RPI 1-25				RPI 26-50				RPI 51-100				RPI 101+ Team's RPI: 304			
RPI	S	Opponent	Score	RPI	S	Opponent	Score	RPI	S	Opponent	Score	RPI	S	Opponent	Score
15	A	Arizona St.	43 81	32	A	South Dakota	43 96	53	H	Rice	63 74	112	H	UT Arlington	49 97
								62	H	SFA	56 66	148	A	Minnesota	39 75
								65	A	Arizona	42 84	199	A	Massachusetts	59 71
								68	H	Lamar University	51 77	202	A	Nicholls St.	62 86
								97	H	Houston	60 79	216	H	Sam Houston St.	56 76
												220	A	San Diego St.	38 81
												298	A	Central Ark.	43 74
												308	H	Weber St.	64 72
												323	A	McNeese	68 66
												326	H	New Orleans	81 69
												338	A	Grand Canyon	63 74

LAST 12 Division I GAMES:															
62	H	SFA	56 66	326	H	New Orleans	81 69								
298	A	Central Ark.	43 74	68	H	Lamar University	51 77								
216	H	Sam Houston St.	56 76	199	A	Massachusetts	59 71								
202	A	Nicholls St.	62 86	148	A	Minnesota	39 75								
323	A	McNeese	68 66	112	H	UT Arlington	49 97								
53	H	Rice	63 74	65	A	Arizona	42 84								

Non-Div I Games:

Incarnate Word

Average RPI	Win:	131	WON-LOST	WINNING	LAST 10	STRENGTH OF	OPP. STRENGTH	TEAM	ADJ.	CONF.	ADJ CONF.
Average RPI	Loss:	76	RECORD	PCT. RANK	GAMES	SCHEDULE	OF SCHEDULE	RPI	RPI	RPI	RPI
DIV. I ONLY		16- 5		44	6-4	68	28	34	34	4	4
DIV. I NON-CONF.		11- 1		13	0- 0	130	40	22	22	5	5

TOTALS	RPI 1-25		RPI 26-50		W-L RECORDS	RPI 51-100		RPI 101-150		RPI 150+	
16- 5	1- 1		3- 1		OVERALL	2- 2		4- 0		6- 1	
9- 2	1- 1		1- 0		HOME	2- 1		2- 0		3- 0	
5- 2	0- 0		1- 1		AWAY	0- 1		1- 0		3- 0	
2- 1	0- 0		1- 0		NEUTRAL	0- 0		1- 0		0- 1	
11- 1	0- 0		3- 0		NON-CONFERENCE	0- 0		4- 0		4- 1	
6- 0	0- 0		1- 0		HOME	0- 0		2- 0		3- 0	
3- 0	0- 0		1- 0		AWAY	0- 0		1- 0		1- 0	
2- 1	0- 0		1- 0		NEUTRAL	0- 0		1- 0		0- 1	
5- 4	1- 1		0- 1		CONFERENCE	2- 2		0- 0		2- 0	
3- 2	1- 1		0- 0		HOME	2- 1		0- 0		0- 0	
2- 2	0- 0		0- 1		AWAY	0- 1		0- 0		2- 0	
0- 0	0- 0		0- 0		NEUTRAL	0- 0		0- 0		0- 0	

RPI 1-25				RPI 26-50				RPI 51-100				RPI 101+			
RPI	S	Opponent	Score	RPI	S	Opponent	Score	RPI	S	Opponent	Score	RPI	S	Opponent	Score
18	H	Maryland	56 76	27	A	Purdue	53 56	64	H	Northwestern	69 75	102	H	Missouri St.	98 74
21	H	Michigan St.	68 64	32	N	South Dakota	68 60	72	H	Michigan	70 60	104	A	Wake Forest	87 73
				42	A	UCLA	67 65	93	A	Ohio St.	50 55	111	H	Northern Ill.	91 73
				45	H	Butler	66 46	99	H	Penn St.	83 75	116	N	Loyola Marymount	67 43

LAST 12 Division I GAMES:															
27	A	Purdue	53 56	18	H	Maryland	56 76	72	H	Michigan	70 60	172	A	Wisconsin	75 68
64	H	Northwestern	69 75	172	A	Wisconsin	75 68	180	A	Illinois	85 83	93	A	Ohio St.	50 55
172	A	Wisconsin	75 68	93	A	Ohio St.	50 55	32	N	South Dakota	68 60	21	H	Michigan St.	68 64
93	A	Ohio St.	50 55	21	H	Michigan St.	68 64	177	N	Grambling	62 65	291	H	North Florida	75 52
21	H	Michigan St.	68 64	99	H	Penn St.	83 75	116	N	Loyola Marymount	67 43	302	A	Oakland	59 32

Non-Div I Games:

Indiana

Average RPI Win: 247

Average RPI Loss: 134

WON-LOST
RECORDWINNING
PCT. RANKLAST 10
GAMESSTRENGTH OF
SCHEDULEOPP. STRENGTH
OF SCHEDULETEAM
RPIADJ.
RPICONF.
RPIADJ CONF.
RPIDIV. I ONLY
DIV. I NON-CONF.8- 10
5- 5203
1624-6
0- 0124
210260
322166
173166
17312
1412
14

TOTALS

RPI 1-25

RPI 26-50

W-L RECORDS

RPI 51-100

RPI 101-150

RPI 150+

8- 10

0- 1

0- 1

OVERALL

0- 1

0- 2

8- 5

2- 4

0- 1

0- 0

HOME

0- 1

0- 1

2- 1

6- 5

0- 0

0- 1

AWAY

0- 0

0- 1

6- 3

0- 1

0- 0

0- 0

NEUTRAL

0- 0

0- 0

0- 1

5- 5

0- 0

0- 1

NON-CONFERENCE

0- 0

0- 1

5- 3

1- 1

0- 0

0- 0

HOME

0- 0

0- 1

1- 0

4- 3

0- 0

0- 1

AWAY

0- 0

0- 0

4- 2

0- 1

0- 0

0- 0

NEUTRAL

0- 0

0- 0

0- 1

3- 5

0- 1

0- 0

CONFERENCE

0- 1

0- 1

3- 2

1- 3

0- 1

0- 0

HOME

0- 1

0- 0

1- 1

2- 2

0- 0

0- 0

AWAY

0- 0

0- 1

2- 1

0- 0

0- 0

0- 0

NEUTRAL

0- 0

0- 0

0- 0

RPI 1-25

RPI 26-50

RPI 51-100

RPI 101+

Team's RPI: 166

RPI S Opponent
16 H DrakeScore
68 70RPI S Opponent
45 A ButlerScore
49 72RPI S Opponent
78 H UNIScore
51 71RPI S Opponent
102 A Missouri St.Score
58 71

119 H IUPUI

59 64

151 H Bradley

45 61

156 N UC Irvine

61 77

160 A Southern Ill.

61 58

180 A Illinois

57 75

191 H Illinois St.

59 44

200 A Saint Louis

60 56

204 A Southeast Mo. St.

62 51

221 A Loyol a Chi cago

54 56

249 A Marshall I

62 53

268 A Eastern Ill.

39 63

301 A Val parai so

86 82

335 H UIC

60 53

338 A Grand Canyon

88 81

LAST 12 Division I GAMES:

221 A Loyol a Chi cago
301 A Val parai so
151 H Bradley
191 H Illinois St.
160 A Southern Ill.
102 A Missouri St.54 56
86 82
45 61
59 44
61 58
58 7178 H UNI
16 H Drake
268 A Eastern Ill.
45 A Butler
335 H UIC
180 A Illinois51 71
68 70
39 63
49 72
60 53
57 75

Non-Div I Games:

Davenport

79 43

Indiana St.

**I
o
n
a**

I
o
n
a

l ona

Average RPI Win:	116	WON-LOST	WINNING	LAST 10	STRENGTH OF	OPP. STRENGTH	TEAM	ADJ.	CONF.	ADJ CONF.
Average RPI Loss:	18	RECORD	PCT. RANK	GAMES	SCHEDULE	OF SCHEDULE	RPI	RPI	RPI	RPI
DIV. I ONLY	16- 4	30	8-2	10	26	9	9	4	4	
DIV. I NON-CONF.	9- 2	43	0- 1	13	37	10	10	5	5	

TOTALS	RPI 1-25	RPI 26-50	W-L RECORDS	RPI 51-100	RPI 101-150	RPI 150+				
16- 4	3- 3	1- 1	OVERALL	3- 0	4- 0	5- 0				
11- 0	2- 0	1- 0	HOME	2- 0	2- 0	4- 0				
4- 3	1- 2	0- 1	AWAY	0- 0	2- 0	1- 0				
1- 1	0- 1	0- 0	NEUTRAL	1- 0	0- 0	0- 0				
9- 2	2- 2	0- 0	NON-CONFERENCE	2- 0	2- 0	3- 0				
6- 0	1- 0	0- 0	HOME	1- 0	1- 0	3- 0				
2- 1	1- 1	0- 0	AWAY	0- 0	1- 0	0- 0				
1- 1	0- 1	0- 0	NEUTRAL	1- 0	0- 0	0- 0				
7- 2	1- 1	1- 1	CONFERENCE	1- 0	2- 0	2- 0				
5- 0	1- 0	1- 0	HOME	1- 0	1- 0	1- 0				
2- 2	0- 1	0- 1	AWAY	0- 0	1- 0	1- 0				
0- 0	0- 0	0- 0	NEUTRAL	0- 0	0- 0	0- 0				

RPI	S	Opponent	Score
1	A	Notre Dame	71 105
11	H	Iowa St.	73 70
14	H	Rutgers	72 66
16	A	Drake	91 82
21	A	Michigan St.	70 84
23	N	Florida St.	67 71

RPI	S	Opponent	Score
27	A	Purdue	57 62
27	H	Purdue	72 58

RPI	S	Opponent	Score
60	N	West Virginia	84 81
72	H	Michigan	75 61
78	H	UNI	83 57

RPI	S	Opponent	Score
101	H	Nebraska	77 71
119	H	IUPUI	72 58
121	A	Western Ky.	104 67
148	A	Minnesota	81 63
172	H	Wisconsin	71 53
174	H	Oral Roberts	90 77
180	A	Illinois	94 75
222	H	Robert Morris	92 63
345	H	N. C. Central	106 39

LAST 12 Division I GAMES:

14	H	Rutgers	72 66	23	N	Florida St.	67 71
180	A	Illinois	94 75	27	H	Purdue	72 58
72	H	Michigan	75 61	101	H	Nebraska	77 71
148	A	Minnesota	81 63	21	A	Michigan St.	70 84
27	A	Purdue	57 62	16	A	Drake	91 82
172	H	Wisconsin	71 53	78	H	UNI	83 57

Non-Div I Games:

Iowa

Average RPI Win: 102

Average RPI Loss: 27

WON-LOST
RECORDWINNING
PCT. RANKLAST 10
GAMESSTRENGTH OF
SCHEDULEOPP. STRENGTH
OF SCHEDULETEAM
RPIADJ.
RPICONF.
RPIADJ CONF.
RPIDIV. I ONLY
DIV. I NON-CONF.15- 5
10- 247
377-3
3- 02
944
8111
911
93
33
3

TOTALS

RPI 1-25

RPI 26-50

W-L RECORDS

RPI 51-100

RPI 101-150

RPI 150+

15- 5

1- 2

3- 2

OVERALL

5- 1

2- 0

4- 0

12- 1

1- 0

3- 1

HOME

3- 0

2- 0

3- 0

2- 4

0- 2

0- 1

AWAY

2- 1

0- 0

0- 0

1- 0

0- 0

0- 0

NEUTRAL

0- 0

0- 0

1- 0

10- 2

1- 1

2- 1

NON-CONFERENCE

2- 0

1- 0

4- 0

9- 0

1- 0

2- 0

HOME

2- 0

1- 0

3- 0

0- 2

0- 1

0- 1

AWAY

0- 0

0- 0

0- 0

1- 0

0- 0

0- 0

NEUTRAL

0- 0

0- 0

1- 0

5- 3

0- 1

1- 1

CONFERENCE

3- 1

1- 0

0- 0

3- 1

0- 0

1- 1

HOME

1- 0

1- 0

0- 0

2- 2

0- 1

0- 0

AWAY

2- 1

0- 0

0- 0

0- 0

0- 0

0- 0

NEUTRAL

0- 0

0- 0

0- 0

RPI 1-25

Team's RPI: 11

RPI	S	Opponent	Score
2	A	Baylor	69 84
9	A	Iowa	70 73
16	H	Drake	86 81

RPI 26-50

RPI	S	Opponent	Score
26	H	Miami (FL)	75 52
31	H	Texas	62 64
32	A	South Dakota	59 64
43	H	Kansas St.	96 58
50	H	Arkansas	91 82

RPI 51-100

RPI	S	Opponent	Score
51	H	Bucknell	86 61
54	H	Auburn	67 64
59	H	TCU	92 54
60	A	West Virginia	64 73
76	A	Kansas	82 73
82	A	Oklahoma St.	84 71

RPI 101+

RPI	S	Opponent	Score
111	H	Northern Ill.	70 60
136	H	Oklahoma	104 78
179	N	Eastern Mich.	85 59
201	H	Prairie View	94 46
215	H	North Dakota	87 35
236	H	Niagara	95 35

LAST 12 Division I GAMES:

26	H	Miami (FL)	75 52	111	H	Northern Ill.	70 60
82	A	Oklahoma St.	84 71	54	H	Auburn	67 64
2	A	Baylor	69 84	59	H	TCU	92 54
136	H	Oklahoma	104 78	76	A	Kansas	82 73
60	A	West Virginia	64 73	43	H	Kansas St.	96 58
31	H	Texas	62 64	51	H	Bucknell	86 61

Non-Div I Games:

Iowa St.

Average RPI Win:	290	WON-LOST	WINNING	LAST 10	STRENGTH OF	OPP. STRENGTH	TEAM	ADJ.	CONF.	ADJ CONF.
Average RPI Loss:	184	RECORD	PCT. RANK	GAMES	SCHEDULE	OF SCHEDULE	RPI	RPI	RPI	RPI
DIV. I ONLY	4- 12	294	3-7	293	303	306	306	29	29	
DIV. I NON-CONF.	2- 7	288	0- 0	173	273	283	283	27	27	

TOTALS	RPI 1-25	RPI 26-50	W-L RECORDS	RPI 51-100	RPI 101-150	RPI 150+				
4- 12	0- 1	0- 1	OVERALL	0- 0	0- 1	4- 9				
2- 2	0- 0	0- 0	HOME	0- 0	0- 0	2- 2				
1- 9	0- 1	0- 1	AWAY	0- 0	0- 1	1- 6				
1- 1	0- 0	0- 0	NEUTRAL	0- 0	0- 0	1- 1				
2- 7	0- 1	0- 1	NON-CONFERENCE	0- 0	0- 1	2- 4				
1- 1	0- 0	0- 0	HOME	0- 0	0- 0	1- 1				
0- 5	0- 1	0- 1	AWAY	0- 0	0- 1	0- 2				
1- 1	0- 0	0- 0	NEUTRAL	0- 0	0- 0	1- 1				
2- 5	0- 0	0- 0	CONFERENCE	0- 0	0- 0	2- 5				
1- 1	0- 0	0- 0	HOME	0- 0	0- 0	1- 1				
1- 4	0- 0	0- 0	AWAY	0- 0	0- 0	1- 4				
0- 0	0- 0	0- 0	NEUTRAL	0- 0	0- 0	0- 0				

RPI 1-25				RPI 26-50				RPI 51-100				RPI 101+				Team's RPI: 306
RPI	S	Opponent	Score	RPI	S	Opponent	Score	RPI	S	Opponent	Score	RPI	S	Opponent	Score	
10	A	Mississippi St.	38 105	50	A	Arkansas	57 76					112	A	UT Arlington	63 99	
												155	N	Akron	57 74	
												177	A	Grambling	77 74	
												182	H	Southern U.	74 76	
												201	A	Prairie View	57 76	
												217	A	Memphis	67 68	
												227	A	Texas Southern	67 76	
												239	A	Alabama St.	67 74	
												253	A	Louisiana	61 68	
												267	H	Southeastern La.	45 50	
												295	A	Alabama A&M	55 58	
												298	H	Central Ark.	65 56	
												335	N	UIC	72 57	
												350	H	Alcorn	88 66	
LAST 12 Division I GAMES:																
201	A	Prairie View	57 76	177	A	Grambling	77 74									
182	H	Southern U.	74 76	227	A	Texas Southern	67 76									
350	H	Alcorn	88 66	335	N	UIC	72 57									
239	A	Alabama St.	67 74	155	N	Akron	57 74									
295	A	Alabama A&M	55 58	267	H	Southeastern La.	45 50									
50	A	Arkansas	57 76	10	A	Mississippi St.	38 105									

Non-Div I Games: Spring Hill 105 57 Millsaps 88 38

Jackson St.

Average RPI Win:	292	WON-LOST	WINNING	LAST 10	STRENGTH OF	OPP. STRENGTH	TEAM	ADJ.	CONF.	ADJ CONF.
Average RPI Loss:	159	RECORD	PCT. RANK	GAMES	SCHEDULE	OF SCHEDULE	RPI	RPI	RPI	RPI
DIV. I ONLY	8- 9	190	6-4	278	291	211	211	24	24	
DIV. I NON-CONF.	4- 6	212	0- 0	172	296	198	198	26	26	

TOTALS	RPI 1-25	RPI 26-50	W-L RECORDS	RPI 51-100	RPI 101-150	RPI 150+				
8- 9	0- 2	0- 0	OVERALL	0- 2	0- 1	8- 4				
2- 3	0- 0	0- 0	HOME	0- 0	0- 1	2- 2				
6- 4	0- 2	0- 0	AWAY	0- 1	0- 0	6- 1				
0- 2	0- 0	0- 0	NEUTRAL	0- 1	0- 0	0- 1				
4- 6	0- 2	0- 0	NON-CONFERENCE	0- 2	0- 0	4- 2				
1- 1	0- 0	0- 0	HOME	0- 0	0- 0	1- 1				
3- 3	0- 2	0- 0	AWAY	0- 1	0- 0	3- 0				
0- 2	0- 0	0- 0	NEUTRAL	0- 1	0- 0	0- 1				
4- 3	0- 0	0- 0	CONFERENCE	0- 0	0- 1	4- 2				
1- 2	0- 0	0- 0	HOME	0- 0	0- 1	1- 1				
3- 1	0- 0	0- 0	AWAY	0- 0	0- 0	3- 1				
0- 0	0- 0	0- 0	NEUTRAL	0- 0	0- 0	0- 0				

RPI 1-25				RPI 26-50				RPI 51-100				RPI 101+				Team's RPI: 211
RPI	S	Opponent	Score	RPI	S	Opponent	Score	RPI	S	Opponent	Score	RPI	S	Opponent	Score	
19	A	Texas A&M	53 73					66	N	Old Domini on	76 78	147	H	North Ala.	59 62	
23	A	Florida St.	46 79					99	A	Penn St.	61 80	169	H	Mercer	71 66	
												234	A	Liberty	64 52	
												234	H	Liberty	75 85	
												265	H	Bethune-Cookman	56 58	
												282	A	Kennesaw St.	55 75	
												291	A	North Florida	80 72	
												295	N	Al abama A&M	60 65	
												312	A	NJIT	61 56	
												320	A	FIU	73 62	
												331	H	Lipscomb	62 47	
												336	A	Charleston So.	68 58	
												343	A	Savannah St.	68 58	

LAST 12 Division I GAMES:																
312	A	NJIT	61 56	234	H	Liberty	75 85									
147	H	North Ala.	59 62	291	A	North Florida	80 72									
234	A	Liberty	64 52	320	A	FIU	73 62									
282	A	Kennesaw St.	55 75	295	N	Al abama A&M	60 65									
331	H	Lipscomb	62 47	99	A	Penn St.	61 80									
169	H	Mercer	71 66	265	H	Bethune-Cookman	56 58									

Non-Div I Games: Webber Int'l 73 39 Edward Waters 100 48 Warner 105 55

Jacksonville

Average RPI Win:	275	WON-LOST	WINNING	LAST 10	STRENGTH OF	OPP. STRENGTH	TEAM	ADJ.	CONF.	ADJ CONF.
Average RPI Loss:	110	RECORD	PCT. RANK	GAMES	SCHEDULE	OF SCHEDULE	RPI	RPI	RPI	RPI
DIV. I ONLY	8- 10	203	3-7	231	206	203	203	21	21	
DIV. I NON-CONF.	5- 5	162	0- 1	238	222	191	191	20	20	

TOTALS	RPI 1-25	RPI 26-50	W-L RECORDS	RPI 51-100	RPI 101-150	RPI 150+				
8- 10	0- 0	0- 0	OVERALL	0- 5	0- 3	8- 2				
2- 5	0- 0	0- 0	HOME	0- 3	0- 1	2- 1				
6- 3	0- 0	0- 0	AWAY	0- 1	0- 1	6- 1				
0- 2	0- 0	0- 0	NEUTRAL	0- 1	0- 1	0- 0				
5- 5	0- 0	0- 0	NON-CONFERENCE	0- 3	0- 1	5- 1				
1- 2	0- 0	0- 0	HOME	0- 2	0- 0	1- 0				
4- 1	0- 0	0- 0	AWAY	0- 0	0- 0	4- 1				
0- 2	0- 0	0- 0	NEUTRAL	0- 1	0- 1	0- 0				
3- 5	0- 0	0- 0	CONFERENCE	0- 2	0- 2	3- 1				
1- 3	0- 0	0- 0	HOME	0- 1	0- 1	1- 1				
2- 2	0- 0	0- 0	AWAY	0- 1	0- 1	2- 0				
0- 0	0- 0	0- 0	NEUTRAL	0- 0	0- 0	0- 0				

RPI 1-25				RPI 26-50				RPI 51-100				RPI 101+ Team's RPI: 203					
RPI	S	Opponent	Score	RPI	S	Opponent	Score	RPI	S	Opponent	Score	RPI	S	Opponent	Score		
								57	N	Harvard	62	69	105	N	Washington St.	51	64
								70	A	Belmont	52	66	123	H	Tennessee Tech	49	66
								70	H	Belmont	41	64	132	A	Morehead St.	55	66
								84	H	Miami (OH)	41	58	159	H	Georgia St.	61	56
								94	H	Troy	63	89	162	A	Texas Tech	58	71
													197	A	Ole Miss	60	49
													207	H	SIUE	47	51
													268	H	Eastern Ill.	78	49
													290	A	Tennessee St.	62	52
													295	A	Alabama A&M	55	48
													311	A	Eastern Ky.	53	44
													331	A	Lipscomb	58	46
													349	A	Florida A&M	62	31
LAST 12 Division I GAMES:																	
311	A	Eastern Ky.	53	44	105	N	Washington St.	51	64	132	A	Morehead St.	55	66			
123	H	Tennessee Tech	49	66	70	A	Belmont	52	66	70	A	Belmont	52	66			
70	H	Belmont	41	64	94	H	Troy	63	89	84	H	Miami (OH)	41	58			
207	H	SIUE	47	51	159	H	Georgia St.	61	56								
268	H	Eastern Ill.	78	49													
290	A	Tennessee St.	62	52													

Non-Div I Games: Montevallo 84 52

Jacksonville St.

Average RPI Win:	186	WON-LOST	WINNING	LAST 10	STRENGTH OF	OPP. STRENGTH	TEAM	ADJ.	CONF.	ADJ CONF.
Average RPI Loss:	111	RECORD	PCT. RANK	GAMES	SCHEDULE	OF SCHEDULE	RPI	RPI	RPI	RPI
DIV. I ONLY	15- 4	37	9-1	168	131	47	47	10	10	
DIV. I NON-CONF.	8- 3	72	0- 0	188	151	67	67	11	11	

TOTALS	RPI 1-25	RPI 26-50	W-L RECORDS	RPI 51-100	RPI 101-150	RPI 150+				
15- 4	0- 1	0- 0	OVERALL	2- 0	4- 2	9- 1				
9- 0	0- 0	0- 0	HOME	2- 0	3- 0	4- 0				
6- 4	0- 1	0- 0	AWAY	0- 0	1- 2	5- 1				
0- 0	0- 0	0- 0	NEUTRAL	0- 0	0- 0	0- 0				
8- 3	0- 1	0- 0	NON-CONFERENCE	1- 0	2- 1	5- 1				
5- 0	0- 0	0- 0	HOME	1- 0	2- 0	2- 0				
3- 3	0- 1	0- 0	AWAY	0- 0	0- 1	3- 1				
0- 0	0- 0	0- 0	NEUTRAL	0- 0	0- 0	0- 0				
7- 1	0- 0	0- 0	CONFERENCE	1- 0	2- 1	4- 0				
4- 0	0- 0	0- 0	HOME	1- 0	1- 0	2- 0				
3- 1	0- 0	0- 0	AWAY	0- 0	1- 1	2- 0				
0- 0	0- 0	0- 0	NEUTRAL	0- 0	0- 0	0- 0				

RPI 1-25				RPI 26-50				Team's RPI: 47				RPI 51-100				RPI 101+			
RPI	S	Opponent	Score	RPI	S	Opponent	Score					RPI	S	Opponent	Score	RPI	S	Opponent	Score
18	A	Maryland	63 87									69	H	Northeastern	84 49	104	A	Wake Forest	49 50
												100	H	Georgetown	69 57	110	A	Drexel	51 35
																115	H	Dayton	68 55
																122	H	St. John's (NY)	64 51
																129	H	William & Mary	65 48
																136	A	UNCW	63 66
																170	H	George Washington	50 37
																185	A	Delaware	68 43
																187	A	Hampton	65 72
																190	H	Elon	82 30
																222	A	Robert Morris	59 36
																226	H	Hofstra	77 54
																234	A	Liberty	74 53
																278	H	Winthrop	56 39
																292	A	Col. of Charleston	91 50
																347	A	Delaware St.	103 57

LAST 12 Division I GAMES:																			
292	A	Col. of Charleston	91 50	190	H	Elon	82 30												
136	A	UNCW	63 66	129	H	William & Mary	65 48												
69	H	Northeastern	84 49	222	A	Robert Morris	59 36												
226	H	Hofstra	77 54	122	H	St. John's (NY)	64 51												
110	A	Drexel	51 35	104	A	Wake Forest	49 50												
185	A	Delaware	68 43	18	A	Maryland	63 87												

Non-Div I Games:

James Madison

Average RPI Win: 173

Average RPI Loss: 64

WON-LOST
RECORDWINNING
PCT. RANKLAST 10
GAMESSTRENGTH OF
SCHEDULEOPP. STRENGTH
OF SCHEDULETEAM
RPIADJ.
RPICONF.
RPIADJ CONF.
RPIDIV. I ONLY
DIV. I NON-CONF.11- 7
10- 1112
184-6
1- 060
21563
16476
4076
403
33
3

TOTALS

RPI 1-25

RPI 26-50

W-L RECORDS

RPI 51-100

RPI 101-150

RPI 150+

11- 7

0- 2

1- 1

OVERALL

2- 2

1- 1

7- 1

7- 3

0- 2

0- 0

HOME

0- 1

0- 0

7- 0

2- 4

0- 0

1- 1

AWAY

1- 1

0- 1

0- 1

2- 0

0- 0

0- 0

NEUTRAL

1- 0

1- 0

0- 0

10- 1

0- 0

0- 0

NON-CONFERENCE

2- 0

1- 1

7- 0

7- 0

0- 0

0- 0

HOME

0- 0

0- 0

7- 0

1- 1

0- 0

0- 0

AWAY

1- 0

0- 1

0- 0

2- 0

0- 0

0- 0

NEUTRAL

1- 0

1- 0

0- 0

1- 6

0- 2

1- 1

CONFERENCE

0- 2

0- 0

0- 1

0- 3

0- 2

0- 0

HOME

0- 1

0- 0

0- 0

1- 3

0- 0

1- 1

AWAY

0- 1

0- 0

0- 1

0- 0

0- 0

0- 0

NEUTRAL

0- 0

0- 0

0- 0

RPI 1-25

RPI 26-50

RPI 51-100 Team's RPI: 76

RPI 101+

RPI	S	Opponent	Score
2	H	Bayl or	68 94
11	H	Iowa St.	73 82

RPI	S	Opponent	Score
31	A	Texas	43 62
43	A	Kansas St.	61 54

RPI	S	Opponent	Score
56	A	LSU	68 61
59	A	TCU	53 58
64	N	Northwestern	66 57
82	H	Oklahoma St.	62 72

RPI	S	Opponent	Score
101	A	Nebraska	52 58
105	N	Washington St.	71 63
162	A	Texas Tech	66 69
174	H	Oral Roberts	70 58
177	H	Grambling	76 45
192	H	George Mason	77 56
195	H	UMKC	67 55
274	H	Vermont	77 36
295	H	Al abama A&M	65 54
329	H	Iona	75 44

LAST 12 Division I GAMES:

31	A	Texas	43	62	64	N	Northwestern	66	57
82	H	Oklahoma St.	62	72	59	A	TCU	53	58
2	H	Bayl or	68	94	274	H	Vermont	77	36
43	A	Kansas St.	61	54	105	N	Washington St.	71	63
162	A	Texas Tech	66	69	177	H	Grambling	76	45
11	H	Iowa St.	73	82	101	A	Nebraska	52	58

Non-Div I Games:

Kansas

Loss,
 Non-Conf,
 S Site,
 H Home
 A Away
 N Neutral

Average RPI Win:	144	WON-LOST	WINNING	LAST 10	STRENGTH OF	OPP. STRENGTH	TEAM	ADJ.	CONF.	ADJ CONF.
Average RPI Loss:	30	RECORD	PCT. RANK	GAMES	SCHEDULE	OF SCHEDULE	RPI	RPI	RPI	RPI

DIV. I ONLY	13- 7	88	6-4	35	12	43	43	3	3
DIV. I NON-CONF.	9- 3	61	0- 0	100	30	52	52	3	3

TOTALS	RPI 1-25	RPI 26-50	W-L RECORDS	RPI 51-100	RPI 101-150	RPI 150+			
13- 7	0- 4	1- 1	OVERALL	5- 2	1- 0	6- 0			
10- 1	0- 0	1- 0	HOME	3- 1	1- 0	5- 0			
2- 3	0- 2	0- 0	AWAY	1- 1	0- 0	1- 0			
1- 3	0- 2	0- 1	NEUTRAL	1- 0	0- 0	0- 0			
9- 3	0- 2	0- 1	NON-CONFERENCE	4- 0	0- 0	5- 0			
7- 0	0- 0	0- 0	HOME	2- 0	0- 0	5- 0			
1- 0	0- 0	0- 0	AWAY	1- 0	0- 0	0- 0			
1- 3	0- 2	0- 1	NEUTRAL	1- 0	0- 0	0- 0			
4- 4	0- 2	1- 0	CONFERENCE	1- 2	1- 0	1- 0			
3- 1	0- 0	1- 0	HOME	1- 1	1- 0	0- 0			
1- 3	0- 2	0- 0	AWAY	0- 1	0- 0	1- 0			
0- 0	0- 0	0- 0	NEUTRAL	0- 0	0- 0	0- 0			

RPI 1-25	RPI 26-50	Team's RPI: 43	RPI 51-100	RPI 101+
RPI S Opponent Score	RPI S Opponent Score		RPI S Opponent Score	RPI S Opponent Score
2 A Baylor 50 65	31 H Texas 87 69		60 A West Virginia 30 60	136 H Oklahoma 86 56
8 N Syracuse 61 70	38 N DePaul 59 79		68 H Lamar University 73 55	162 A Texas Tech 66 62
11 A Iowa St. 58 96			76 H Kansas 54 61	167 H Vanderbilt 72 61
15 N Arizona St. 51 65			77 A Little Rock 53 47	183 H North Texas 60 42
			78 H UNI 72 62	195 H UMKC 61 50
			81 N Princeton 80 61	298 H Central Ark. 70 54
			82 H Oklahoma St. 59 48	310 H Omaha 61 46

LAST 12 Division I GAMES:				
162 A Texas Tech 66 62	60 A West Virginia 30 60			
31 H Texas 87 69	82 H Oklahoma St. 59 48			
76 H Kansas 54 61	78 H UNI 72 62			
2 A Baylor 50 65	298 H Central Ark. 70 54			
136 H Oklahoma 86 56	15 N Arizona St. 51 65			
11 A Iowa St. 58 96	77 A Little Rock 53 47			

Non-Div I Games:

Kansas St.

Average RPI	Win: 266	WON-LOST RECORD	WINNING PCT. RANK	LAST 10 GAMES	STRENGTH OF SCHEDULE	OPP. STRENGTH OF SCHEDULE	TEAM RPI	ADJ. RPI	CONF. RPI	ADJ CONF. RPI
Average RPI	Loss: 166									
DIV. I ONLY	4- 13	300	2-8	140	312	282	282	24	24	
DIV. I NON-CONF.	3- 9	271	0- 0	146	312	274	274	26	26	

TOTALS	RPI 1-25	RPI 26-50	W-L RECORDS	RPI 51-100	RPI 101-150	RPI 150+				
4- 13	0- 1	0- 1	OVERALL	0- 3	0- 1	4- 7				
3- 2	0- 0	0- 0	HOME	0- 1	0- 0	3- 1				
0- 7	0- 0	0- 1	AWAY	0- 1	0- 1	0- 4				
1- 4	0- 1	0- 0	NEUTRAL	0- 1	0- 0	1- 2				
3- 9	0- 1	0- 1	NON-CONFERENCE	0- 2	0- 0	3- 5				
2- 0	0- 0	0- 0	HOME	0- 0	0- 0	2- 0				
0- 5	0- 0	0- 1	AWAY	0- 1	0- 0	0- 3				
1- 4	0- 1	0- 0	NEUTRAL	0- 1	0- 0	1- 2				
1- 4	0- 0	0- 0	CONFERENCE	0- 1	0- 1	1- 2				
1- 2	0- 0	0- 0	HOME	0- 1	0- 0	1- 1				
0- 2	0- 0	0- 0	AWAY	0- 0	0- 1	0- 1				
0- 0	0- 0	0- 0	NEUTRAL	0- 0	0- 0	0- 0				

RPI 1-25				RPI 26-50				RPI 51-100				RPI 101+ Team's RPI: 282			
RPI	S	Opponent	Score	RPI	S	Opponent	Score	RPI	S	Opponent	Score	RPI	S	Opponent	Score
21	N	Michigan St.	51 75	39	A	Georgia Tech	35 60	87	A	Seton Hall	80 102	147	A	North Ala.	55 80
								88	H	FGCU	46 69	159	A	Georgia St.	73 79
								95	N	Idaho St.	49 60	169	A	Mercer	48 64
												211	H	Jacksonville	75 55
												231	A	East Carolina	56 68
												234	H	Liberty	61 67
												238	H	Furman	74 63
												265	N	Bethune-Cookman	61 64
												270	H	Ga. Southern	78 59
												312	A	NJIT	60 66
												314	N	UMBC	53 57
												345	N	N. C. Central	78 54

LAST 12 Division I GAMES:															
234	H	Liberty	61 67	147	A	North Ala.	55 80	88	H	FGCU	46 69	159	A	Georgia St.	73 79
211	H	Jacksonville	75 55	87	A	Seton Hall	80 102	169	A	Mercer	48 64	270	H	Ga. Southern	78 59
312	A	NJIT	60 66	39	A	Georgia Tech	35 60	21	N	Michigan St.	51 75				
345	N	N. C. Central	78 54												
265	N	Bethune-Cookman	61 64												

Non-Div I Games: Middle Ga. St. 80 70

Kennesaw St.

Average RPI Win: 203

Average RPI Loss: 79

WON-LOST
RECORDWINNING
PCT. RANKLAST 10
GAMESSTRENGTH OF
SCHEDULEOPP. STRENGTH
OF SCHEDULETEAM
RPIADJ.
RPICONF.
RPIADJ CONF.
RPIDIV. I ONLY
DIV. I NON-CONF.9- 8
6- 4146
1256-4
0- 062
152124
15989
10289
1028
88
8

TOTALS

RPI 1-25

RPI 26-50

W-L RECORDS

RPI 51-100

RPI 101-150

RPI 150+

9- 8
5- 2
4- 6
0- 00- 2
0- 1
0- 1
0- 00- 2
0- 0
0- 2
0- 0OVERALL
HOME
AWAY
NEUTRAL1- 2
0- 0
1- 2
0- 02- 0
2- 0
0- 0
0- 06- 2
3- 1
3- 1
0- 06- 4
3- 1
3- 3
0- 00- 1
0- 0
0- 1
0- 00- 1
0- 0
0- 1
0- 0NON-CONFERENCE
HOME
AWAY
NEUTRAL0- 1
0- 0
0- 1
0- 01- 0
1- 0
0- 0
0- 05- 1
2- 1
3- 0
0- 03- 4
2- 1
1- 3
0- 00- 1
0- 1
0- 0
0- 00- 1
0- 0
0- 1
0- 0CONFERENCE
HOME
AWAY
NEUTRAL1- 1
0- 0
1- 1
0- 01- 0
1- 0
0- 0
0- 01- 1
1- 0
0- 1
0- 0

RPI 1-25

RPI 26-50

RPI 51-100

Team's RPI: 89

RPI 101+

RPI	S	Opponent	Score
6	A	NC State	61 78
24	H	Central Mich.	75 82

RPI	S	Opponent	Score
33	A	North Carolina	60 73
37	A	Ohio	81 83

RPI	S	Opponent	Score
84	A	Miami (OH)	63 79
86	A	Toledo	58 47
90	A	Wright St.	55 61

RPI	S	Opponent	Score
111	H	Northern Ill.	87 78
114	H	Youngstown St.	62 34
161	H	Duquesne	72 77
179	H	Eastern Mich.	71 64
194	A	Ball St.	44 48
212	A	St. Bonaventure	76 64
222	A	Robert Morris	54 46
288	H	Northern Ky.	62 61
302	H	Oakland	75 65
312	A	NJIT	57 40

LAST 12 Division I GAMES:

24	H	Central Mich.	75 82	84	A	Miami (OH)	63 79
37	A	Ohio	81 83	194	A	Ball St.	44 48
86	A	Toledo	58 47	212	A	St. Bonaventure	76 64
111	H	Northern Ill.	87 78	222	A	Robert Morris	54 46
179	H	Eastern Mich.	71 64	90	A	Wright St.	55 61
312	A	NJIT	57 40	161	H	Duquesne	72 77

Non-Div I Games:

Clarion

92 38

Kent St.

Average RPI Win:	144	WON-LOST	WINNING	LAST 10	STRENGTH OF	OPP. STRENGTH	TEAM	ADJ.	CONF.	ADJ CONF.
Average RPI Loss:	58	RECORD	PCT. RANK	GAMES	SCHEDULE	OF SCHEDULE	RPI	RPI	RPI	RPI
DIV. I ONLY	17- 4	28	7-3	63	35	22	22	5	5	
DIV. I NON-CONF.	13- 1	9	0- 0	127	63	19	19	6	6	

TOTALS	RPI 1-25	RPI 26-50	W-L RECORDS	RPI 51-100	RPI 101-150	RPI 150+				
17- 4	0- 3	3- 0	OVERALL	3- 0	4- 0	7- 1				
12- 1	0- 0	1- 0	HOME	1- 0	3- 0	7- 1				
2- 3	0- 3	0- 0	AWAY	2- 0	0- 0	0- 0				
3- 0	0- 0	2- 0	NEUTRAL	0- 0	1- 0	0- 0				
13- 1	0- 1	2- 0	NON-CONFERENCE	1- 0	4- 0	6- 0				
10- 0	0- 0	0- 0	HOME	1- 0	3- 0	6- 0				
0- 1	0- 1	0- 0	AWAY	0- 0	0- 0	0- 0				
3- 0	0- 0	2- 0	NEUTRAL	0- 0	1- 0	0- 0				
4- 3	0- 2	1- 0	CONFERENCE	2- 0	0- 0	1- 1				
2- 1	0- 0	1- 0	HOME	0- 0	0- 0	1- 1				
2- 2	0- 2	0- 0	AWAY	2- 0	0- 0	0- 0				
0- 0	0- 0	0- 0	NEUTRAL	0- 0	0- 0	0- 0				

RPI 1-25				Team's RPI: 22				RPI 26-50				RPI 51-100				RPI 101+			
RPI	S	Opponent	Score	RPI	S	Opponent	Score	RPI	S	Opponent	Score	RPI	S	Opponent	Score				
4	A	Louisville	75 80	33	N	North Carolina	85 75	52	A	Tennessee	73 71	103	H	Virginia	63 51				
10	A	Mississippi St.	71 86	36	H	Missouri	52 41	56	A	LSU	64 60	132	H	Morehead St.	87 57				
19	A	Texas A&M	71 73	42	N	UCLA	75 74	71	H	Middle Tenn.	72 55	142	H	High Point	71 49				

Non-Div I Games:

Kentucky

Average RPI Win:	322	WON-LOST	WINNING	LAST 10	STRENGTH OF	OPP. STRENGTH	TEAM	ADJ.	CONF.	ADJ CONF.
Average RPI Loss:	258	RECORD	PCT. RANK	GAMES	SCHEDULE	OF SCHEDULE	RPI	RPI	RPI	RPI
DIV. I ONLY	1- 18	347	1-9	336	351	351	351	31	31	
DIV. I NON-CONF.	1- 10	330	0- 0	337	345	351	351	31	31	

TOTALS	RPI 1-25	RPI 26-50	W-L RECORDS	RPI 51-100	RPI 101-150	RPI 150+				
1- 18	0- 0	0- 0	OVERALL	0- 1	0- 1	1- 16				
1- 7	0- 0	0- 0	HOME	0- 0	0- 0	1- 7				
0- 10	0- 0	0- 0	AWAY	0- 1	0- 1	0- 8				
0- 1	0- 0	0- 0	NEUTRAL	0- 0	0- 0	0- 1				
1- 10	0- 0	0- 0	NON-CONFERENCE	0- 1	0- 1	1- 8				
1- 3	0- 0	0- 0	HOME	0- 0	0- 0	1- 3				
0- 6	0- 0	0- 0	AWAY	0- 1	0- 1	0- 4				
0- 1	0- 0	0- 0	NEUTRAL	0- 0	0- 0	0- 1				
0- 8	0- 0	0- 0	CONFERENCE	0- 0	0- 0	0- 8				
0- 4	0- 0	0- 0	HOME	0- 0	0- 0	0- 4				
0- 4	0- 0	0- 0	AWAY	0- 0	0- 0	0- 4				
0- 0	0- 0	0- 0	NEUTRAL	0- 0	0- 0	0- 0				

RPI 1-25				RPI 26-50				RPI 51-100				RPI 101+ Team's RPI: 351					
RPI	S	Opponent	Score	RPI	S	Opponent	Score	RPI	S	Opponent	Score	RPI	S	Opponent	Score		
								72	A	Michigan	38	83	131	A	Lehigh	38	72
												156	N	UC Irvine	71	84	
												222	H	Robert Morris	37	89	
												224	A	Sacred Heart	53	75	
												230	A	Mt. St. Mary's	45	61	
												241	H	Saint Francis (PA)	66	80	
												275	H	St. Francis Brooklyn	67	79	
												283	H	Army West Point	42	57	
												289	A	Bryant	62	69	
												296	A	Central Conn. St.	57	63	
												297	H	UMass Lowell	64	69	
												305	A	Saint Peter's	59	86	
												309	A	Fairfield	43	71	
												312	H	NJIT	51	72	
												322	H	Lafayette	55	50	
												330	A	Manhattan	46	61	
												338	A	Grand Canyon	62	65	
												342	H	Fairleigh Dickinson	52	69	
LAST 12 Division I GAMES:																	
275	H	St. Francis Brooklyn	67	79	296	A	Central Conn. St.	57	63								
342	H	Fairleigh Dickinson	52	69	230	A	Mt. St. Mary's	45	61								
222	H	Robert Morris	37	89	322	H	Lafayette	55	50								
241	H	Saint Francis (PA)	66	80	131	A	Lehigh	38	72								
224	A	Sacred Heart	53	75	312	H	NJIT	51	72								
289	A	Bryant	62	69	72	A	Michigan	38	83								

Non-Div I Games:

LIU Brooklyn

Average RPI Win:	162	WON-LOST	WINNING	LAST 10	STRENGTH OF	OPP. STRENGTH	TEAM	ADJ.	CONF.	ADJ CONF.
Average RPI Loss:	62	RECORD	PCT. RANK	GAMES	SCHEDULE	OF SCHEDULE	RPI	RPI	RPI	RPI
DIV. I ONLY	12- 7	106	6-4	36	83	56	56	5	5	
DIV. I NON-CONF.	9- 3	61	0- 0	67	179	57	57	6	6	

TOTALS	RPI 1-25	RPI 26-50	W-L RECORDS	RPI 51-100	RPI 101-150	RPI 150+				
12- 7	2- 3	0- 0	OVERALL	2- 2	2- 2	6- 0				
8- 4	1- 2	0- 0	HOME	1- 1	2- 1	4- 0				
4- 3	1- 1	0- 0	AWAY	1- 1	0- 1	2- 0				
0- 0	0- 0	0- 0	NEUTRAL	0- 0	0- 0	0- 0				
9- 3	1- 1	0- 0	NON-CONFERENCE	1- 1	2- 1	5- 0				
7- 2	0- 0	0- 0	HOME	1- 1	2- 1	4- 0				
2- 1	1- 1	0- 0	AWAY	0- 0	0- 0	1- 0				
0- 0	0- 0	0- 0	NEUTRAL	0- 0	0- 0	0- 0				
3- 4	1- 2	0- 0	CONFERENCE	1- 1	0- 1	1- 0				
1- 2	1- 2	0- 0	HOME	0- 0	0- 0	0- 0				
2- 2	0- 0	0- 0	AWAY	1- 1	0- 1	1- 0				
0- 0	0- 0	0- 0	NEUTRAL	0- 0	0- 0	0- 0				

RPI 1-25				RPI 26-50				RPI 51-100				RPI 101+			
RPI	S	Opponent	Score	RPI	S	Opponent	Score	RPI	S	Opponent	Score	RPI	S	Opponent	Score
14	A	Rutgers	43 57					52	A	Tennessee	65 74	113	H	Northern Colo.	62 57
19	H	Texas A&M	63 52					76	H	Kansas	61 68	117	H	Tulane	54 56
20	H	South Carolina	53 76					77	H	Little Rock	60 45	130	A	Georgia	50 63
22	H	Kentucky	60 64					98	A	Alabama	62 56	150	H	South Fla.	78 49
23	A	Florida St.	58 45									197	A	Ole Miss	55 41

Average RPI Win:	237	WON-LOST	WINNING	LAST 10	STRENGTH OF	OPP. STRENGTH	TEAM	ADJ.	CONF.	ADJ CONF.
Average RPI Loss:	150	RECORD	PCT. RANK	GAMES	SCHEDULE	OF SCHEDULE	RPI	RPI	RPI	RPI
DIV. I ONLY	3- 18	329	1-9	127	202	286	286	17	17	
DIV. I NON-CONF.	3- 11	292	0- 0	88	225	235	235	16	16	

TOTALS	RPI 1-25	RPI 26-50	W-L RECORDS	RPI 51-100	RPI 101-150	RPI 150+				
3- 18	0- 0	0- 2	OVERALL	0- 3	0- 5	3- 8				
1- 7	0- 0	0- 0	HOME	0- 0	0- 2	1- 5				
0- 11	0- 0	0- 2	AWAY	0- 3	0- 3	0- 3				
2- 0	0- 0	0- 0	NEUTRAL	0- 0	0- 0	2- 0				
3- 11	0- 0	0- 2	NON-CONFERENCE	0- 3	0- 3	3- 3				
1- 3	0- 0	0- 0	HOME	0- 0	0- 2	1- 1				
0- 8	0- 0	0- 2	AWAY	0- 3	0- 1	0- 2				
2- 0	0- 0	0- 0	NEUTRAL	0- 0	0- 0	2- 0				
0- 7	0- 0	0- 0	CONFERENCE	0- 0	0- 2	0- 5				
0- 4	0- 0	0- 0	HOME	0- 0	0- 0	0- 4				
0- 3	0- 0	0- 0	AWAY	0- 0	0- 2	0- 1				
0- 0	0- 0	0- 0	NEUTRAL	0- 0	0- 0	0- 0				

RPI	S	Opponent	Score	RPI	S	Opponent	Score	RPI	S	Opponent	Score	RPI	S	Opponent	Score
41	A	Oregon St.	46 100	57	A	Harvard	43 88	110	H	Drexel	43 58				
46	A	Villanova	68 81	85	A	Providence	47 77	115	A	Dayton	45 84				
				92	A	Penn	34 65	118	A	Towson	68 92				
								122	H	St. John's (NY)	57 83				
								134	A	VCU	38 68				
								153	N	Pepperdine	62 55				
								161	H	Duquesne	62 66				
								170	H	George Washington	59 67				
								199	H	Massachusetts	60 74				
								218	A	Temple	47 75				
								222	A	Robert Morris	39 67				
								242	H	Howard	54 57				
								271	H	Norfolk St.	62 52				
								272	H	Richmond	60 74				
								287	A	Saint Joseph's	57 60				
								288	N	Northern Ky.	74 56				
LAST 12 Division I GAMES:															
287	A	Saint Joseph's	57 60	272	H	Richmond	60 74								
170	H	George Washington	59 67	161	H	Duquesne	62 66								
199	H	Massachusetts	60 74	85	A	Providence	47 77								
134	A	VCU	38 68	153	N	Pepperdine	62 55								
115	A	Dayton	45 84	288	N	Northern Ky.	74 56								
218	A	Temple	47 75	122	H	St. John's (NY)	57 83								

Non-Div I Games:

La Salle

Average RPI Win:	310	WON-LOST	WINNING	LAST 10	STRENGTH OF	OPP. STRENGTH	TEAM	ADJ.	CONF.	ADJ CONF.
Average RPI Loss:	188	RECORD	PCT. RANK	GAMES	SCHEDULE	OF SCHEDULE	RPI	RPI	RPI	RPI
DIV. I ONLY	5- 11	269	2-8	324	258	294	294	13	13	
DIV. I NON-CONF.	4- 5	190	0- 0	350	325	320	320	15	15	

TOTALS	RPI 1-25	RPI 26-50	W-L RECORDS	RPI 51-100	RPI 101-150	RPI 150+				
5- 11	0- 0	0- 0	OVERALL	0- 2	0- 1	5- 8				
3- 2	0- 0	0- 0	HOME	0- 0	0- 0	3- 2				
2- 9	0- 0	0- 0	AWAY	0- 2	0- 1	2- 6				
0- 0	0- 0	0- 0	NEUTRAL	0- 0	0- 0	0- 0				
4- 5	0- 0	0- 0	NON-CONFERENCE	0- 0	0- 0	4- 5				
2- 1	0- 0	0- 0	HOME	0- 0	0- 0	2- 1				
2- 4	0- 0	0- 0	AWAY	0- 0	0- 0	2- 4				
0- 0	0- 0	0- 0	NEUTRAL	0- 0	0- 0	0- 0				
1- 6	0- 0	0- 0	CONFERENCE	0- 2	0- 1	1- 3				
1- 1	0- 0	0- 0	HOME	0- 0	0- 0	1- 1				
0- 5	0- 0	0- 0	AWAY	0- 2	0- 1	0- 2				
0- 0	0- 0	0- 0	NEUTRAL	0- 0	0- 0	0- 0				

RPI 1-25				RPI 26-50				RPI 51-100				RPI 101+				Team's RPI: 294
RPI	S	Opponent	Score	RPI	S	Opponent	Score	RPI	S	Opponent	Score	RPI	S	Opponent	Score	
								77	A	Little Rock	44 63	135	A	South Alabama	49 77	
								94	A	Troy	56 78	159	H	Georgia St.	41 56	
												162	A	Texas Tech	42 86	
												186	A	Arkansas St.	54 64	
												196	A	SMU	38 49	
												202	H	Nicholls St.	54 55	
												253	A	Louisiana	45 52	
												267	A	Southeastern La.	42 49	
												270	H	Ga. Southern	58 57	
												315	A	Northwestern St.	63 55	
												317	H	Mississippi Val.	72 65	
												323	H	McNeese	69 60	
												326	A	New Orleans	57 44	
												340	A	Houston Baptist	60 68	
LAST 12 Division I GAMES:																
253	A	Louisiana	45 52	135	A	South Alabama	49 77									
159	H	Georgia St.	41 56	94	A	Troy	56 78									
270	H	Ga. Southern	58 57	267	A	Southeastern La.	42 49									
186	A	Arkansas St.	54 64	202	H	Nicholls St.	54 55									
77	A	Little Rock	44 63	317	H	Mississippi Val.	72 65									
340	A	Houston Baptist	60 68	315	A	Northwestern St.	63 55									

Non-Div I Games: LSU-Alexandria 93 62 Ark.-Monticello 70 39

La. -Monroe

Average RPI Loss: 231

DIV. I ONLY	7- 12	243	2-8	338	294	322	322	19	19
DIV. I NON-CONF.	5- 6	177	0- 1	351	334	336	336	22	22
TOTALS	RPI 1-25	RPI 26-50	W-L RECORDS	RPI 51-100	RPI 101-150	RPI 150+			
7- 12	0- 0	0- 0	OVERALL	0- 1	0- 2	7- 9			
5- 4	0- 0	0- 0	HOME	0- 1	0- 1	5- 2			
2- 7	0- 0	0- 0	AWAY	0- 0	0- 1	2- 6			
0- 1	0- 0	0- 0	NEUTRAL	0- 0	0- 0	0- 1			
5- 6	0- 0	0- 0	NON-CONFERENCE	0- 0	0- 0	5- 6			
3- 2	0- 0	0- 0	HOME	0- 0	0- 0	3- 2			
2- 3	0- 0	0- 0	AWAY	0- 0	0- 0	2- 3			
0- 1	0- 0	0- 0	NEUTRAL	0- 0	0- 0	0- 1			
2- 6	0- 0	0- 0	CONFERENCE	0- 1	0- 2	2- 3			
2- 2	0- 0	0- 0	HOME	0- 1	0- 1	2- 0			
0- 4	0- 0	0- 0	AWAY	0- 0	0- 1	0- 3			
0- 0	0- 0	0- 0	NEUTRAL	0- 0	0- 0	0- 0			

[illegible]

Lafayette

Average RPI	Win: 237	WON-LOST	WINNING	LAST 10	STRENGTH OF	OPP. STRENGTH	TEAM	ADJ.	CONF.	ADJ CONF.
Average RPI	Loss: 64	RECORD	PCT. RANK	GAMES	SCHEDULE	OF SCHEDULE	RPI	RPI	RPI	RPI
DIV. I ONLY	10- 4	65	9-1	159	212	68	68	26	26	
DIV. I NON-CONF.	3- 4	199	0- 0	3	41	21	21	23	23	

TOTALS	RPI 1-25	RPI 26-50	W-L RECORDS	RPI 51-100	RPI 101-150	RPI 150+				
10- 4	1- 1	0- 2	OVERALL	1- 0	0- 0	8- 1				
5- 0	0- 0	0- 0	HOME	1- 0	0- 0	4- 0				
5- 3	1- 1	0- 1	AWAY	0- 0	0- 0	4- 1				
0- 1	0- 0	0- 1	NEUTRAL	0- 0	0- 0	0- 0				
3- 4	1- 1	0- 2	NON-CONFERENCE	1- 0	0- 0	1- 1				
1- 0	0- 0	0- 0	HOME	1- 0	0- 0	0- 0				
2- 3	1- 1	0- 1	AWAY	0- 0	0- 0	1- 1				
0- 1	0- 0	0- 1	NEUTRAL	0- 0	0- 0	0- 0				
7- 0	0- 0	0- 0	CONFERENCE	0- 0	0- 0	7- 0				
4- 0	0- 0	0- 0	HOME	0- 0	0- 0	4- 0				
3- 0	0- 0	0- 0	AWAY	0- 0	0- 0	3- 0				
0- 0	0- 0	0- 0	NEUTRAL	0- 0	0- 0	0- 0				

RPI 1-25				RPI 26-50				RPI 51-100				Team's RPI: 68	RPI 101+			
RPI	S	Opponent	Score	RPI	S	Opponent	Score	RPI	S	Opponent	Score		RPI	S	Opponent	Score
10	A	Mississippi St.	53 104	37	N	Ohio	62 87	73	H	Pacific	82 66		165	A	Denver	110 117
19	A	Texas A&M	74 68	43	A	Kansas St.	55 73						216	A	Sam Houston St.	83 72
													253	A	Louisiana	79 77
													267	H	Southeastern La.	94 54
													273	H	A&M-Corpus Christi	76 58
													298	H	Central Ark.	57 37
													304	A	Incarnate Word	77 51
													326	A	New Orleans	79 57
													340	H	Houston Baptist	63 50
LAST 12 Division I GAMES:																
267	H	Southeastern La.	94 54	216	A	Sam Houston St.	83 72									
298	H	Central Ark.	57 37	304	A	Incarnate Word	77 51									
326	A	New Orleans	79 57	43	A	Kansas St.	55 73									
273	H	A&M-Corpus Christi	76 58	19	A	Texas A&M	74 68									
340	H	Houston Baptist	63 50	37	N	Ohio	62 87									
73	H	Pacific	82 66	165	A	Denver	110 117									

Non-Div I Games: LeTourneau 104 27 Louisiana Col. 94 43 McMurry 100 37 Howard Payne 93 37 Lamar University

Average RPI Win: 260
Average RPI Loss: 90

WON-LOST
RECORD

WINNING
PCT. RANK

LAST 10
GAMES

STRENGTH OF
SCHEDULE

OPP. STRENGTH
OF SCHEDULE

TEAM
RPI

ADJ.
RPI

CONF.
RPI

ADJ CONF.
RPI

DIV. I ONLY	12- 6	82	6-4	164	279	131	131	19	19
DIV. I NON-CONF.	7- 3	83	0- 1	182	278	144	144	22	22
<hr/>									
TOTALS	RPI 1-25	RPI 26-50	W-L RECORDS	RPI 51-100	RPI 101-150	RPI 150+			
12- 6	0- 1	0- 1	OVERALL	0- 1	0- 1	12- 2			
7- 3	0- 0	0- 1	HOME	0- 0	0- 1	7- 1			
5- 3	0- 1	0- 0	AWAY	0- 1	0- 0	5- 1			
0- 0	0- 0	0- 0	NEUTRAL	0- 0	0- 0	0- 0			
7- 3	0- 1	0- 1	NON-CONFERENCE	0- 0	0- 0	7- 1			
5- 2	0- 0	0- 1	HOME	0- 0	0- 0	5- 1			
2- 1	0- 1	0- 0	AWAY	0- 0	0- 0	2- 0			
0- 0	0- 0	0- 0	NEUTRAL	0- 0	0- 0	0- 0			
5- 3	0- 0	0- 0	CONFERENCE	0- 1	0- 1	5- 1			
2- 1	0- 0	0- 0	HOME	0- 0	0- 1	2- 0			
3- 2	0- 0	0- 0	AWAY	0- 1	0- 0	3- 1			
0- 0	0- 0	0- 0	NEUTRAL	0- 0	0- 0	0- 0			

RPI 1-25				RPI 26-50				RPI 51-100				RPI 101+ Team's RPI: 131			
RPI	S	Opponent	Score	RPI	S	Opponent	Score	RPI	S	Opponent	Score	RPI	S	Opponent	Score
1	A	Notre Dame	68 95	46	H	Villanova	48 70	51	A	Bucknell	53 71	109	H	American	53 61
												164	H	Charlotte	60 62
												168	A	Boston U.	45 58
												209	H	Holy Cross	64 55
												219	H	Cornell	67 54
												224	H	Sacred Heart	70 66
												225	A	Navy	56 38
												232	H	Colgate	86 58
												244	A	Binghamton	65 55
												245	H	Monmouth	63 48
												271	H	Norfolk St.	62 41
												283	A	Army West Point	73 50
												296	A	Central Conn. St.	88 62
												322	A	Lafayette	70 43
												351	H	LIU Brooklyn	72 38
<hr/>															
LAST 12 Division I GAMES:															
232	H	Colgate	86 58	164	H	Charlotte	60 62	283	A	Army West Point	73 50	322	A	Lafayette	70 43
109	H	American	53 61	51	A	Bucknell	53 71	1	A	Notre Dame	68 95	351	H	LIU Brooklyn	72 38
168	A	Boston U.	45 58	209	H	Holy Cross	64 55	224	H	Sacred Heart	70 66				
225	A	Navy	56 38												

Non-Div I Games: Kutztown 73 39

Lehigh

Loss, Non-Conf, S Site, H Home A Away N Neutral

Average RPI Win:	241	WON-LOST	WINNING	LAST 10	STRENGTH OF	OPP. STRENGTH	TEAM	ADJ.	CONF.	ADJ CONF.
Average RPI Loss:	173	RECORD	PCT. RANK	GAMES	SCHEDULE	OF SCHEDULE	RPI	RPI	RPI	RPI
DIV. I ONLY	6- 12	256	5-5	194	242	234	234	24	24	
DIV. I NON-CONF.	3- 9	271	0- 1	158	236	263	263	26	26	

TOTALS	RPI 1-25	RPI 26-50	W-L RECORDS	RPI 51-100	RPI 101-150	RPI 150+				
6- 12	0- 1	0- 1	OVERALL	0- 2	0- 1	6- 7				
2- 3	0- 0	0- 1	HOME	0- 1	0- 0	2- 1				
3- 6	0- 0	0- 0	AWAY	0- 1	0- 1	3- 4				
1- 3	0- 1	0- 0	NEUTRAL	0- 0	0- 0	1- 2				
3- 9	0- 1	0- 1	NON-CONFERENCE	0- 1	0- 1	3- 5				
1- 2	0- 0	0- 1	HOME	0- 1	0- 0	1- 0				
1- 4	0- 0	0- 0	AWAY	0- 0	0- 1	1- 3				
1- 3	0- 1	0- 0	NEUTRAL	0- 0	0- 0	1- 2				
3- 3	0- 0	0- 0	CONFERENCE	0- 1	0- 0	3- 2				
1- 1	0- 0	0- 0	HOME	0- 0	0- 0	1- 1				
2- 2	0- 0	0- 0	AWAY	0- 1	0- 0	2- 1				
0- 0	0- 0	0- 0	NEUTRAL	0- 0	0- 0	0- 0				

RPI 1-25				RPI 26-50				RPI 51-100				RPI 101+ Team's RPI: 234			
RPI	S	Opponent	Score	RPI	S	Opponent	Score	RPI	S	Opponent	Score	RPI	S	Opponent	Score
17	N	UCF	45 53	47	H	James Madison	53 74	79	H	Virginia Tech	61 72	124	A	Chattanooga	60 75
								88	A	FGCU	50 68	161	N	Duquesne	55 51
												164	N	Charlotte	61 63
												211	A	Jacksonville	85 75
												211	H	Jacksonville	52 64
												231	A	East Carolina	63 66
												241	H	Saint Francis (PA)	82 53
												257	A	ETSU	89 86
												262	A	Stetson	52 69
												265	A	Bethune-Cookman	76 81
												271	N	Norfolk St.	53 66
												282	A	Kennesaw St.	67 61
												291	H	North Florida	69 53
												316	A	UNC Greensboro	45 48

LAST 12 Division I GAMES:															
291	H	North Florida	69 53	271	N	Norfolk St.	53 66	211	A	Jacksonville	85 75	17	N	UCF	45 53
282	A	Kennesaw St.	67 61	211	A	Jacksonville	85 75	316	A	UNC Greensboro	45 48	88	A	FGCU	50 68
211	H	Jacksonville	52 64	17	N	UCF	45 53	231	A	East Carolina	63 66	161	N	Duquesne	55 51
262	A	Stetson	52 69	316	A	UNC Greensboro	45 48	257	A	ETSU	89 86				
88	A	FGCU	50 68	231	A	East Carolina	63 66								
161	N	Duquesne	55 51	257	A	ETSU	89 86								

Non-Div I Games: West Chester 61 42

Liberty

Average RPI Win:	293	WON-LOST	WINNING	LAST 10	STRENGTH OF	OPP. STRENGTH	TEAM	ADJ.	CONF.	ADJ CONF.
Average RPI Loss:	191	RECORD	PCT. RANK	GAMES	SCHEDULE	OF SCHEDULE	RPI	RPI	RPI	RPI
DIV. I ONLY	2- 17	337	0-10	226	301	331	331	24	24	
DIV. I NON-CONF.	2- 11	316	0- 0	163	315	298	298	26	26	
<hr/>										
TOTALS	RPI 1-25	RPI 26-50	W-L RECORDS	RPI 51-100	RPI 101-150	RPI 150+				
2- 17	0- 0	0- 1	OVERALL	0- 3	0- 4	2- 9				
1- 6	0- 0	0- 0	HOME	0- 0	0- 2	1- 4				
1- 11	0- 0	0- 1	AWAY	0- 3	0- 2	1- 5				
0- 0	0- 0	0- 0	NEUTRAL	0- 0	0- 0	0- 0				
2- 11	0- 0	0- 1	NON-CONFERENCE	0- 2	0- 4	2- 4				
1- 4	0- 0	0- 0	HOME	0- 0	0- 2	1- 2				
1- 7	0- 0	0- 1	AWAY	0- 2	0- 2	1- 2				
0- 0	0- 0	0- 0	NEUTRAL	0- 0	0- 0	0- 0				
0- 6	0- 0	0- 0	CONFERENCE	0- 1	0- 0	0- 5				
0- 2	0- 0	0- 0	HOME	0- 0	0- 0	0- 2				
0- 4	0- 0	0- 0	AWAY	0- 1	0- 0	0- 3				
0- 0	0- 0	0- 0	NEUTRAL	0- 0	0- 0	0- 0				

RPI	S	Opponent	Score	RPI	S	Opponent	Score	RPI	S	Opponent	Score	RPI	S	Opponent	Score
40	A	Clemson	26 68	70	A	Belmont	43 83	123	H	Tennessee Tech	52 67	130	A	Georgia	45 77
				88	A	FGCU	40 82	132	A	Morehead St.	44 79	133	H	UT Martin	53 62
				96	A	Cincinnati	55 71	203	H	Jacksonville St.	46 58	211	A	Jacksonville	47 62
								262	A	Stetson	49 76	262	H	Stetson	65 80
								290	H	Tennessee St.	64 62	291	H	North Florida	53 68
								292	H	Col. of Charleston	63 65	295	A	Alabama A&M	62 58
								300	A	Austin Peay	58 70	303	A	Murray St.	61 97
								312	A	NJIT	67 80				
LAST 12 Division I GAMES:															
312	A	NJIT	67 80	262	A	Stetson	49 76								
262	H	Stetson	65 80	88	A	FGCU	40 82								
291	H	North Florida	53 68	130	A	Georgia	45 77								
211	A	Jacksonville	47 62	292	H	Col. of Charleston	63 65								
132	A	Morehead St.	44 79	133	H	UT Martin	53 62								
123	H	Tennessee Tech	52 67	70	A	Belmont	43 83								

Non-Div I Games:

Lipscomb

Average RPI Win:	189	WON-LOST	WINNING	LAST 10	STRENGTH OF	OPP. STRENGTH	TEAM	ADJ.	CONF.	ADJ CONF.
Average RPI Loss:	62	RECORD	PCT. RANK	GAMES	SCHEDULE	OF SCHEDULE	RPI	RPI	RPI	RPI
DIV. I ONLY	11- 8	122	8-2	46	108	77	77	13	13	
DIV. I NON-CONF.	4- 7	228	0- 0	43	17	125	125	15	15	

TOTALS	RPI 1-25	RPI 26-50	W-L RECORDS	RPI 51-100	RPI 101-150	RPI 150+				
11- 8	0- 2	0- 1	OVERALL	0- 3	5- 2	6- 0				
5- 5	0- 2	0- 1	HOME	0- 1	1- 1	4- 0				
6- 3	0- 0	0- 0	AWAY	0- 2	4- 1	2- 0				
0- 0	0- 0	0- 0	NEUTRAL	0- 0	0- 0	0- 0				
4- 7	0- 2	0- 1	NON-CONFERENCE	0- 2	2- 2	2- 0				
1- 5	0- 2	0- 1	HOME	0- 1	0- 1	1- 0				
3- 2	0- 0	0- 0	AWAY	0- 1	2- 1	1- 0				
0- 0	0- 0	0- 0	NEUTRAL	0- 0	0- 0	0- 0				
7- 1	0- 0	0- 0	CONFERENCE	0- 1	3- 0	4- 0				
4- 0	0- 0	0- 0	HOME	0- 0	1- 0	3- 0				
3- 1	0- 0	0- 0	AWAY	0- 1	2- 0	1- 0				
0- 0	0- 0	0- 0	NEUTRAL	0- 0	0- 0	0- 0				

RPI 1-25				RPI 26-50				RPI 51-100				RPI 101+			
RPI	S	Opponent	Score	RPI	S	Opponent	Score	RPI	S	Opponent	Score	RPI	S	Opponent	Score
10	H	Mississippi St.	63 98	43	H	Kansas St.	47 53	53	H	Rice	65 79	102	A	Missouri St.	44 48
19	H	Texas A&M	40 61					56	A	LSU	45 60	112	H	UT Arlington	68 65
								94	A	Troy	66 71	121	H	Western Ky.	56 68
												127	A	Appalachian St.	74 59
												135	A	South Alabama	65 42
												138	A	Tulsa	63 53
												143	A	Louisiana Tech	69 58
												176	H	Texas St.	62 47
												205	A	Coastal Caro.	60 47
												217	A	Memphis	63 60
												253	H	Louisiana	62 48
												281	H	Fla. Atlantic	61 38
												294	H	La. -Monroe	63 44

LAST 12 Division I GAMES:															
112	H	UT Arlington	68 65	127	A	Appalachian St.	74 59								
176	H	Texas St.	62 47	205	A	Coastal Caro.	60 47								
135	A	South Alabama	65 42	102	A	Missouri St.	44 48								
94	A	Troy	66 71	217	A	Memphis	63 60								
253	H	Louisiana	62 48	138	A	Tulsa	63 53								
294	H	La. -Monroe	63 44	43	H	Kansas St.	47 53								

Non-Div I Games:

Little Rock

Average RPI		Win: 221	Long Beach St.	WON-LOST RECORD	WINNING PCT. RANK	LAST 10 GAMES	STRENGTH OF SCHEDULE	OPP. STRENGTH OF SCHEDULE	TEAM RPI	ADJ. RPI	CONF. RPI	ADJ CONF. RPI
Loss: 150												
DIV. I ONLY				5- 13	280	4-6	195	158	276	276	22	22
DIV. I NON-CONF.				3- 10	278	0- 0	111	139	259	259	21	21
TOTALS		RPI 1-25			RPI 26-50		W-L RECORDS		RPI 51-100	RPI 101-150		RPI 150+
5- 13	0- 1			0- 2		OVERALL		0- 2		1- 2		4- 6
3- 8	0- 0			0- 1		HOME		0- 2		1- 0		2- 5
2- 5	0- 1			0- 1		AWAY		0- 0		0- 2		2- 1
0- 0	0- 0			0- 0		NEUTRAL		0- 0		0- 0		0- 0
3- 10	0- 1			0- 2		NON-CONFERENCE		0- 2		1- 2		2- 3
2- 6	0- 0			0- 1		HOME		0- 2		1- 0		1- 3
1- 4	0- 1			0- 1		AWAY		0- 0		0- 2		1- 0
0- 0	0- 0			0- 0		NEUTRAL		0- 0		0- 0		0- 0
2- 3	0- 0			0- 0		CONFERENCE		0- 0		0- 0		2- 3
1- 2	0- 0			0- 0		HOME		0- 0		0- 0		1- 2
1- 1	0- 0			0- 0		AWAY		0- 0		0- 0		1- 1
0- 0	0- 0			0- 0		NEUTRAL		0- 0		0- 0		0- 0

RPI 1-25				RPI 26-50				RPI 51-100				RPI 101+				Team's RPI: 276	
RPI	S	Opponent	Score	RPI	S	Opponent	Score	RPI	S	Opponent	Score	RPI	S	Opponent	Score		
5	A	Oregon	48 110	29	A	Utah	59 82	65	H	Ari zona	43 70	107	H	Idaho	70 63		
				49	H	Southern Cal i forni a	50 86	78	H	UNI	64 71	116	A	Loyol a Marymount	62 71		
												146	A	Montana St.	62 85		
												157	H	CSUN	37 51		
												158	A	Utah St.	50 48		
												184	A	UC Ri versi de	63 45		
												184	H	UC Ri versi de	59 73		
												255	H	Nevada	67 76		
												261	H	San Diego	56 60		
												285	H	Cal i forni a Bapti st	83 85		
												318	H	Cal Poly	61 58		
												319	A	UC Santa Barbara	54 60		
												338	H	Grand Canyon	57 50		
LAST 12 Division I GAMES:																	
				319	A	UC Santa Barbara	54 60	157	H	CSUN	37 51						
				318	H	Cal Poly	61 58	184	H	UC Ri versi de	59 73						
				184	A	UC Ri versi de	63 45	65	H	Ari zona	43 70						
				158	A	Utah St.	50 48	261	H	San Diego	56 60						
				338	H	Grand Canyon	57 50	5	A	Oregon	48 110						
				116	A	Loyol a Marymount	62 71	146	A	Montana St.	62 85						

Non-Div I Games:

Long Beach St.

■ Loss, ■ Non-Conf, S Site, H Home A Away N Neutral

Average RPI Win:	181	WON-LOST	WINNING	LAST 10	STRENGTH OF	OPP. STRENGTH	TEAM	ADJ.	CONF.	ADJ CONF.
Average RPI Loss:	229	RECORD	PCT. RANK	GAMES	SCHEDULE	OF SCHEDULE	RPI	RPI	RPI	RPI
DIV. I ONLY	1- 16	345	0-10	301	342	348	348	28	28	
DIV. I NON-CONF.	1- 9	326	0- 0	227	335	338	338	29	29	

TOTALS	RPI 1-25	RPI 26-50	W-L RECORDS	RPI 51-100	RPI 101-150	RPI 150+				
1- 16	0- 0	0- 0	OVERALL	0- 1	0- 3	1- 12				
1- 6	0- 0	0- 0	HOME	0- 0	0- 1	1- 5				
0- 9	0- 0	0- 0	AWAY	0- 1	0- 2	0- 6				
0- 1	0- 0	0- 0	NEUTRAL	0- 0	0- 0	0- 1				
1- 9	0- 0	0- 0	NON-CONFERENCE	0- 1	0- 2	1- 6				
1- 4	0- 0	0- 0	HOME	0- 0	0- 0	1- 4				
0- 4	0- 0	0- 0	AWAY	0- 1	0- 2	0- 1				
0- 1	0- 0	0- 0	NEUTRAL	0- 0	0- 0	0- 1				
0- 7	0- 0	0- 0	CONFERENCE	0- 0	0- 1	0- 6				
0- 2	0- 0	0- 0	HOME	0- 0	0- 1	0- 1				
0- 5	0- 0	0- 0	AWAY	0- 0	0- 0	0- 5				
0- 0	0- 0	0- 0	NEUTRAL	0- 0	0- 0	0- 0				

RPI 1-25				RPI 26-50				RPI 51-100				RPI 101+				Team's RPI: 348
RPI	S	Opponent	Score	RPI	S	Opponent	Score	RPI	S	Opponent	Score	RPI	S	Opponent	Score	
								79	A	Virginia Tech	39 93	126	H	Radford	34 68	
												134	A	VCU	55 84	
												136	A	UNCW	33 35	
												179	H	Eastern Mich.	45 64	
												181	H	UMES	83 71	
												187	A	Hampton	40 66	
												198	A	UNC Asheville	55 80	
												231	N	East Carolina	52 61	
												241	H	Saint Francis (PA)	88 91	
												271	A	Norfolk St.	42 74	
												277	H	Wofford	72 101	
												278	A	Winthrop	69 77	
												324	H	Wagner	60 86	
												327	A	Presbyterian	66 81	
												336	H	Charleston So.	74 81	
												341	A	USC Upstate	67 72	
LAST 12 Division I GAMES:																
126	H	Radford	34 68	341	A	USC Upstate	67 72									
187	A	Hampton	40 66	198	A	UNC Asheville	55 80									
336	H	Charleston So.	74 81	136	A	UNCW	33 35									
327	A	Presbyterian	66 81	231	N	East Carolina	52 61									
278	A	Winthrop	69 77	179	H	Eastern Mich.	45 64									
79	A	Virginia Tech	39 93	271	A	Norfolk St.	42 74									

Non-Div I Games:

Longwood

Average RPI Win:	270	WON-LOST	WINNING	LAST 10	STRENGTH OF	OPP. STRENGTH	TEAM	ADJ.	CONF.	ADJ CONF.
Average RPI Loss:	134	RECORD	PCT. RANK	GAMES	SCHEDULE	OF SCHEDULE	RPI	RPI	RPI	RPI
DIV. I ONLY	5- 12	275	3-7	133	220	253	253	13	13	
DIV. I NON-CONF.	2- 8	293	0- 0	168	214	284	284	15	15	

TOTALS	RPI 1-25	RPI 26-50	W-L RECORDS	RPI 51-100	RPI 101-150	RPI 150+				
5- 12	0- 1	0- 0	OVERALL	0- 5	0- 1	5- 5				
4- 3	0- 0	0- 0	HOME	0- 2	0- 0	4- 1				
1- 8	0- 1	0- 0	AWAY	0- 3	0- 1	1- 3				
0- 1	0- 0	0- 0	NEUTRAL	0- 0	0- 0	0- 1				
2- 8	0- 1	0- 0	NON-CONFERENCE	0- 3	0- 0	2- 4				
1- 3	0- 0	0- 0	HOME	0- 2	0- 0	1- 1				
1- 4	0- 1	0- 0	AWAY	0- 1	0- 0	1- 2				
0- 1	0- 0	0- 0	NEUTRAL	0- 0	0- 0	0- 1				
3- 4	0- 0	0- 0	CONFERENCE	0- 2	0- 1	3- 1				
3- 0	0- 0	0- 0	HOME	0- 0	0- 0	3- 0				
0- 4	0- 0	0- 0	AWAY	0- 2	0- 1	0- 1				
0- 0	0- 0	0- 0	NEUTRAL	0- 0	0- 0	0- 0				

RPI 1-25				RPI 26-50				RPI 51-100				RPI 101+				Team's RPI: 253
RPI	S	Opponent	Score	RPI	S	Opponent	Score	RPI	S	Opponent	Score	RPI	S	Opponent	Score	
10	A	Mississippi St.	36 104					54	A	Auburn	59 71	135	A	South Alabama	60 83	
								56	H	LSU	54 76	159	H	Georgia St.	57 54	
								68	H	Lamar University	77 79	186	A	Arkansas St.	75 87	
								77	A	Little Rock	48 62	197	A	Ole Miss	57 79	
								94	A	Troy	64 90	216	H	Sam Houston St.	62 68	
												247	A	UTRGV	60 75	
												270	H	Ga. Southern	59 48	
												273	N	A&M-Corpus Christi	63 64	
												294	H	La. -Monroe	52 45	
												306	H	Jackson St.	68 61	
												323	A	McNeese	70 59	
LAST 12 Division I GAMES:																
294	H	La. -Monroe	52 45	94	A	Troy	64 90	135	A	South Alabama	60 83					
270	H	Ga. Southern	59 48	56	H	LSU	54 76	159	H	Georgia St.	57 54					
186	A	Arkansas St.	75 87	197	A	Ole Miss	57 79	216	H	Sam Houston St.	62 68					
10	A	Mississippi St.	36 104	247	A	UTRGV	60 75									

Non-Div I Games: Dillard

69 72

Louisiana

Average RPI Win:	188	WON-LOST	WINNING	LAST 10	STRENGTH OF	OPP. STRENGTH	TEAM	ADJ.	CONF.	ADJ CONF.
Average RPI Loss:	127	RECORD	PCT. RANK	GAMES	SCHEDULE	OF SCHEDULE	RPI	RPI	RPI	RPI

DIV. I ONLY	9- 11	197	3-7	81	160	143	143	15	15
DIV. I NON-CONF.	7- 5	132	1- 0	199	95	124	124	18	18
TOTALS	RPI 1-25	RPI 26-50	W-L RECORDS	RPI 51-100	RPI 101-150	RPI 150+			
9- 11	0- 1	0- 0	OVERALL	2- 4	1- 2	6- 4			
4- 4	0- 0	0- 0	HOME	1- 3	0- 0	3- 1			
4- 6	0- 1	0- 0	AWAY	0- 1	1- 1	3- 3			
1- 1	0- 0	0- 0	NEUTRAL	1- 0	0- 1	0- 0			
7- 5	0- 1	0- 0	NON-CONFERENCE	2- 1	0- 1	5- 2			
3- 1	0- 0	0- 0	HOME	1- 1	0- 0	2- 0			
3- 3	0- 1	0- 0	AWAY	0- 0	0- 0	3- 2			
1- 1	0- 0	0- 0	NEUTRAL	1- 0	0- 1	0- 0			
2- 6	0- 0	0- 0	CONFERENCE	0- 3	1- 1	1- 2			
1- 3	0- 0	0- 0	HOME	0- 2	0- 0	1- 1			
1- 3	0- 0	0- 0	AWAY	0- 1	1- 1	0- 1			
0- 0	0- 0	0- 0	NEUTRAL	0- 0	0- 0	0- 0			

RPI S Opponent Score	RPI S Opponent Score	RPI S Opponent Score	RPI S Opponent Score
15 A Arizona St. 44 80		53 H Rice 51 61	102 N Missouri St. 70 82
		66 H Old Domini on 59 70	121 A Western Ky. 76 81
		71 A Middle Tenn. 38 75	145 A UAB 73 68
		77 H Little Rock 58 69	164 H Charlotte 88 51
		97 H Houston 100 88	183 H North Texas 54 65
		98 N Alabama 79 62	186 A Arkansas St. 80 70
			195 A UMKC 70 80
			197 H Ole Miss 80 71
			217 A Memphis 66 50
			249 A Marshall I 88 90
			260 A Wichi ta St. 56 70
			267 H Southeastern La. 72 53
			323 A McNeese 89 48
LAST 12 Division I GAMES:			
249 A Marshall I 88 90	98 N Alabama 79 62	121 A Western Ky. 76 81	
164 H Charlotte 88 51	183 H North Texas 54 65	323 A McNeese 89 48	
66 H Old Domini on 59 70	195 A UMKC 70 80	102 N Missouri St. 70 82	
71 A Middle Tenn. 38 75			
145 A UAB 73 68			
53 H Rice 51 61			

Non-Div I Games: LSU-Alexandria 112 70

Louisiana Tech

Average RPI	Win:	96	WON-LOST	WINNING	LAST 10	STRENGTH OF	OPP. STRENGTH	TEAM	ADJ.	CONF.	ADJ CONF.
Average RPI	Loss:	1	RECORD	PCT. RANK	GAMES	SCHEDULE	OF SCHEDULE	RPI	RPI	RPI	RPI
DIV. I ONLY		19- 1	2	9-1	24	3	4	4	1	1	
DIV. I NON-CONF.		12- 0	1	0- 0	32	36	5	5	1	1	

TOTALS	RPI 1-25		RPI 26-50		W-L RECORDS		RPI 51-100		RPI 101-150		RPI 150+
19- 1	4- 1		2- 0		OVERALL		4- 0		7- 0		2- 0
10- 0	1- 0		2- 0		HOME		1- 0		4- 0		2- 0
7- 1	2- 1		0- 0		AWAY		2- 0		3- 0		0- 0
2- 0	1- 0		0- 0		NEUTRAL		1- 0		0- 0		0- 0
12- 0	3- 0		0- 0		NON-CONFERENCE		3- 0		4- 0		2- 0
6- 0	1- 0		0- 0		HOME		1- 0		2- 0		2- 0
4- 0	1- 0		0- 0		AWAY		1- 0		2- 0		0- 0
2- 0	1- 0		0- 0		NEUTRAL		1- 0		0- 0		0- 0
7- 1	1- 1		2- 0		CONFERENCE		1- 0		3- 0		0- 0
4- 0	0- 0		2- 0		HOME		0- 0		2- 0		0- 0
3- 1	1- 1		0- 0		AWAY		1- 0		1- 0		0- 0
0- 0	0- 0		0- 0		NEUTRAL		0- 0		0- 0		0- 0

RPI	S	Opponent	Score	RPI	S	Opponent	Score	RPI	S	Opponent	Score	RPI	S	Opponent	Score
1	A	Notre Dame	68 82	33	H	North Carolina	73 66	55	A	Duke	73 51	101	H	Nebraska	85 68
15	N	Arizona St.	58 56	39	H	Georgia Tech	61 44	61	A	Boise St.	74 55	103	H	Virginia	91 43
22	H	Kentucky	80 75					84	H	Miami (OH)	95 73	104	A	Wake Forest	73 49
23	A	Florida St.	68 49					91	N	Hartford	86 69	108	H	Pittsburgh	70 42
24	A	Central Mich.	72 68									121	A	Western Ky.	102 80
												124	A	Chattanooga	75 49
												133	H	UT Martin	102 62
												288	H	Northern Ky.	92 59
												290	H	Tennessee St.	107 52

LAST 12 Division I GAMES:															
104	A	Wake Forest	73 49	108	H	Pittsburgh	70 42	23	A	Florida St.	68 49	24	A	Central Mich.	72 68
103	H	Virginia	91 43					288	H	Northern Ky.	92 59				
39	H	Georgia Tech	61 44					22	H	Kentucky	80 75				
1	A	Notre Dame	68 82					133	H	UT Martin	102 62				
55	A	Duke	73 51												
33	H	North Carolina	73 66												

Non-Div I Games:

Louisville

Average RPI	Win:	293	WON-LOST	WINNING	LAST 10	STRENGTH OF	OPP. STRENGTH	TEAM	ADJ.	CONF.	ADJ CONF.
Average RPI	Loss:	107	RECORD	PCT. RANK	GAMES	SCHEDULE	OF SCHEDULE	RPI	RPI	RPI	RPI
DIV. I ONLY		9- 9		169	3-7	290	218	221	221	12	12
DIV. I NON-CONF.		6- 5		143	0- 0	315	295	251	251	14	14

TOTALS	RPI 1-25		RPI 26-50		W-L RECORDS	RPI 51-100		RPI 101-150		RPI 150+	
9- 9	0- 1		0- 2		OVERALL	0- 1		0- 2		9- 3	
7- 2	0- 0		0- 1		HOME	0- 0		0- 0		7- 1	
2- 7	0- 1		0- 1		AWAY	0- 1		0- 2		2- 2	
0- 0	0- 0		0- 0		NEUTRAL	0- 0		0- 0		0- 0	
6- 5	0- 0		0- 2		NON-CONFERENCE	0- 0		0- 1		6- 2	
4- 2	0- 0		0- 1		HOME	0- 0		0- 0		4- 1	
2- 3	0- 0		0- 1		AWAY	0- 0		0- 1		2- 1	
0- 0	0- 0		0- 0		NEUTRAL	0- 0		0- 0		0- 0	
3- 4	0- 1		0- 0		CONFERENCE	0- 1		0- 1		3- 1	
3- 0	0- 0		0- 0		HOME	0- 0		0- 0		3- 0	
0- 4	0- 1		0- 0		AWAY	0- 1		0- 1		0- 1	
0- 0	0- 0		0- 0		NEUTRAL	0- 0		0- 0		0- 0	

RPI 1-25				RPI 26-50				RPI 51-100				RPI 101+ Team's RPI: 221			
RPI	S	Opponent	Score	RPI	S	Opponent	Score	RPI	S	Opponent	Score	RPI	S	Opponent	Score
16	A	Drake	60 69	27	A	Purdue	41 65	78	A	UNI	52 64	102	A	Missouri St.	49 84
				38	H	DePaul	76 102					114	A	Youngstown St.	63 74
												160	A	Southern Ill.	63 74
												166	H	Indiana St.	56 54
												195	H	UMKC	74 88
												207	H	SIUE	56 43
												229	A	Bowling Green	74 88
												280	A	Western Mich.	64 53
												301	H	Valparaiso	80 54
												332	H	Detroit Mercy	52 43
												334	H	Purdue Fort Wayne	81 67
												335	A	UIC	75 60
												337	H	Evansville	61 56
												346	H	Chicago St.	76 40

LAST 12 Division I GAMES:															
166	H	Indiana St.	56 54	160	A	Southern Ill.	63 74								
337	H	Evansville	61 56	102	A	Missouri St.	49 84								
78	A	UNI	52 64	195	H	UMKC	74 88								
16	A	Drake	60 69	27	A	Purdue	41 65								
301	H	Valparaiso	80 54	207	H	SIUE	56 43								
38	H	DePaul	76 102	280	A	Western Mich.	64 53								

Non-Div I Games:

Loyol a Chi cago

Average RPI Win:	284	WON-LOST	WINNING	LAST 10	STRENGTH OF	OPP. STRENGTH	TEAM	ADJ.	CONF.	ADJ CONF.
Average RPI Loss:	174	RECORD	PCT. RANK	GAMES	SCHEDULE	OF SCHEDULE	RPI	RPI	RPI	RPI
DIV. I ONLY	2- 17	337	2-8	147	269	299	299	19	19	
DIV. I NON-CONF.	1- 10	330	0- 1	128	268	291	291	22	22	

TOTALS	RPI 1-25	RPI 26-50	W-L RECORDS	RPI 51-100	RPI 101-150	RPI 150+				
2- 17	0- 1	0- 0	OVERALL	0- 3	0- 3	2- 10				
1- 6	0- 0	0- 0	HOME	0- 1	0- 1	1- 4				
1- 10	0- 1	0- 0	AWAY	0- 1	0- 2	1- 6				
0- 1	0- 0	0- 0	NEUTRAL	0- 1	0- 0	0- 0				
1- 10	0- 1	0- 0	NON-CONFERENCE	0- 2	0- 2	1- 5				
0- 3	0- 0	0- 0	HOME	0- 0	0- 1	0- 2				
1- 6	0- 1	0- 0	AWAY	0- 1	0- 1	1- 3				
0- 1	0- 0	0- 0	NEUTRAL	0- 1	0- 0	0- 0				
1- 7	0- 0	0- 0	CONFERENCE	0- 1	0- 1	1- 5				
1- 3	0- 0	0- 0	HOME	0- 1	0- 0	1- 2				
0- 4	0- 0	0- 0	AWAY	0- 0	0- 1	0- 3				
0- 0	0- 0	0- 0	NEUTRAL	0- 0	0- 0	0- 0				

RPI 1-25				RPI 26-50				RPI 51-100				RPI 101+ Team's RPI: 299			
RPI	S	Opponent	Score	RPI	S	Opponent	Score	RPI	S	Opponent	Score	RPI	S	Opponent	Score
18	A	Maryl and	48 83					51	H	Bucknell	57 75	109	A	American	38 82
								80	N	Boston College	47 73	118	A	Towson	57 62
								100	A	Georgetown	30 45	129	H	William & Mary	49 65
												168	H	Boston U.	62 64
												192	A	George Mason	38 70
												209	A	Holy Cross	60 78
												225	H	Navy	46 58
												230	H	Mt. St. Mary's	67 77
												232	A	Colgate	64 73
												245	A	Monmouth	75 67
												254	A	Dartmouth	41 54
												275	H	St. Francis Brooklyn	70 75
												283	A	Army West Point	57 69
												287	A	Saint Joseph's	46 49
												322	H	Lafayette	62 50
LAST 12 Division I GAMES:															
				51	H	Bucknell	57 75	287	A	Saint Joseph's	46 49				
				322	H	Lafayette	62 50	232	A	Colgate	64 73				
				109	A	American	38 82	225	H	Navy	46 58				
				209	A	Holy Cross	60 78	245	A	Monmouth	75 67				
				168	H	Boston U.	62 64	18	A	Maryl and	48 83				
				283	A	Army West Point	57 69	275	H	St. Francis Brooklyn	70 75				

Non-Div I Games:

Loyola Maryl and

Average RPI	Win:	172	WON-LOST	WINNING	LAST 10	STRENGTH OF	OPP. STRENGTH	TEAM	ADJ.	CONF.	ADJ CONF.
Average RPI	Loss:	104	RECORD	PCT. RANK	GAMES	SCHEDULE	OF SCHEDULE	RPI	RPI	RPI	RPI
DIV. I ONLY		11- 10		166	4-6	75	116	116	116	7	7
DIV. I NON-CONF.		7- 5		132	1- 0	109	170	108	108	7	7

TOTALS	RPI 1-25		RPI 26-50		W-L RECORDS	RPI 51-100		RPI 101-150		RPI 150+	
11- 10	0- 2		1- 3		OVERALL	3- 0		1- 0		6- 5	
6- 3	0- 1		1- 0		HOME	1- 0		1- 0		3- 2	
5- 4	0- 1		0- 1		AWAY	2- 0		0- 0		3- 2	
0- 3	0- 0		0- 2		NEUTRAL	0- 0		0- 0		0- 1	
7- 5	0- 0		1- 2		NON-CONFERENCE	2- 0		0- 0		4- 3	
4- 1	0- 0		1- 0		HOME	1- 0		0- 0		2- 1	
3- 1	0- 0		0- 0		AWAY	1- 0		0- 0		2- 1	
0- 3	0- 0		0- 2		NEUTRAL	0- 0		0- 0		0- 1	
4- 5	0- 2		0- 1		CONFERENCE	1- 0		1- 0		2- 2	
2- 2	0- 1		0- 0		HOME	0- 0		1- 0		1- 1	
2- 3	0- 1		0- 1		AWAY	1- 0		0- 0		1- 1	
0- 0	0- 0		0- 0		NEUTRAL	0- 0		0- 0		0- 0	

RPI 1-25				RPI 26-50				RPI 51-100				RPI 101+ Team's RPI: 116			
RPI	S	Opponent	Score	RPI	S	Opponent	Score	RPI	S	Opponent	Score	RPI	S	Opponent	Score
13	H	Gonzaga	53 78	32	N	South Dakota	40 67	65	A	Arizona	66 64	149	H	Portland	76 58
25	A	BYU	44 55	34	N	Indiana	43 67	73	A	Pacific	72 67	152	H	Santa Clara	75 83
				42	H	UCLA	69 63	74	H	UC Davis	60 53	153	A	Pepperdine	86 95
				48	A	Saint Mary's (CA)	62 86					157	A	CSUN	72 53
												157	A	Denver	75 104
												177	N	Grambling	61 62
												222	H	Robert Morris	61 53
												240	H	Northern Ariz.	62 63
												251	H	San Francisco	66 58
												261	A	San Diego	69 52
												276	H	Long Beach St.	71 62
												319	A	UC Santa Barbara	70 57

LAST 12 Division I GAMES:															
73	A	Pacific	72 67	222	H	Robert Morris	61 53								
153	A	Pepperdine	86 95	48	A	Saint Mary's (CA)	62 86								
152	H	Santa Clara	75 83	149	H	Portland	76 58								
251	H	San Francisco	66 58	13	H	Gonzaga	53 78								
25	A	BYU	44 55	177	N	Grambling	61 62								
261	A	San Diego	69 52	32	N	South Dakota	40 67								

Non-Div I Games:

Loyola Marymount

Average RPI	Win:	200	WON-LOST	WINNING	LAST 10	STRENGTH OF	OPP. STRENGTH	TEAM	ADJ.	CONF.	ADJ CONF.
Average RPI	Loss:	81	RECORD	PCT. RANK	GAMES	SCHEDULE	OF SCHEDULE	RPI	RPI	RPI	RPI
DIV. I ONLY			13- 7	88	6-4	97	138	63	63	23	23
DIV. I NON-CONF.			7- 6	153	0- 1	36	55	50	50	24	24

TOTALS	RPI 1-25		RPI 26-50		W-L RECORDS	RPI 51-100		RPI 101-150		RPI 150+	
13- 7	0- 1		1- 0		OVERALL	3- 4		0- 2		9- 0	
6- 1	0- 0		0- 0		HOME	1- 1		0- 0		5- 0	
5- 5	0- 1		1- 0		AWAY	1- 3		0- 1		3- 0	
2- 1	0- 0		0- 0		NEUTRAL	1- 0		0- 1		1- 0	
7- 6	0- 1		1- 0		NON-CONFERENCE	3- 3		0- 2		3- 0	
2- 1	0- 0		0- 0		HOME	1- 1		0- 0		1- 0	
3- 4	0- 1		1- 0		AWAY	1- 2		0- 1		1- 0	
2- 1	0- 0		0- 0		NEUTRAL	1- 0		0- 1		1- 0	
6- 1	0- 0		0- 0		CONFERENCE	0- 1		0- 0		6- 0	
4- 0	0- 0		0- 0		HOME	0- 0		0- 0		4- 0	
2- 1	0- 0		0- 0		AWAY	0- 1		0- 0		2- 0	
0- 0	0- 0		0- 0		NEUTRAL	0- 0		0- 0		0- 0	

RPI	S	Opponent	Score	RPI	S	Opponent	Score	RPI	S	Opponent	Score	RPI	S	Opponent	Score
6	A	NC State	46 84	33	A	North Carolina	85 73	55	H	Duke	63 66	124	N	Chattanooga	61 66
								57	A	Harvard	67 60	144	A	Fordham	64 72
								69	A	Northeastern	55 63	163	A	Stony Brook	68 54
								75	A	Green Bay	39 70	206	H	Brown	102 96
								86	H	Toledo	73 59	244	H	Binghamton	95 66
								91	A	Hartford	46 49	256	H	Albany (NY)	76 65
								92	N	Penn	47 46	264	N	N.C. A&T	58 52
												274	A	Vermont	63 51
												289	A	Bryant	74 57
												314	H	UMBC	84 44
												325	H	New Hampshire	67 46

LAST 12 Division I GAMES:															
163	A	Stony Brook	68 54	124	N	Chattanooga	61 66	244	H	Binghamton	95 66				
91	A	Hartford	46 49					144	A	Fordham	64 72				
256	H	Albany (NY)	76 65					69	A	Northeastern	55 63				
274	A	Vermont	63 51					6	A	NC State	46 84				
314	H	UMBC	84 44					206	H	Brown	102 96				
325	H	New Hampshire	67 46												

Non-Div I Games:

Maine

Average RPI Win:	289	WON-LOST	WINNING	LAST 10	STRENGTH OF	OPP. STRENGTH	TEAM	ADJ.	CONF.	ADJ CONF.
Average RPI Loss:	216	RECORD	PCT. RANK	GAMES	SCHEDULE	OF SCHEDULE	RPI	RPI	RPI	RPI
DIV. I ONLY	4- 14	305	2-8	257	348	330	330	27	27	
DIV. I NON-CONF.	2- 9	297	0- 0	237	350	334	334	28	28	

TOTALS	RPI 1-25	RPI 26-50	W-L RECORDS	RPI 51-100	RPI 101-150	RPI 150+				
4- 14	0- 0	0- 0	OVERALL	0- 1	0- 2	4- 11				
3- 7	0- 0	0- 0	HOME	0- 1	0- 1	3- 5				
1- 7	0- 0	0- 0	AWAY	0- 0	0- 1	1- 6				
0- 0	0- 0	0- 0	NEUTRAL	0- 0	0- 0	0- 0				
2- 9	0- 0	0- 0	NON-CONFERENCE	0- 1	0- 2	2- 6				
2- 5	0- 0	0- 0	HOME	0- 1	0- 1	2- 3				
0- 4	0- 0	0- 0	AWAY	0- 0	0- 1	0- 3				
0- 0	0- 0	0- 0	NEUTRAL	0- 0	0- 0	0- 0				
2- 5	0- 0	0- 0	CONFERENCE	0- 0	0- 0	2- 5				
1- 2	0- 0	0- 0	HOME	0- 0	0- 0	1- 2				
1- 3	0- 0	0- 0	AWAY	0- 0	0- 0	1- 3				
0- 0	0- 0	0- 0	NEUTRAL	0- 0	0- 0	0- 0				

RPI 1-25				RPI 26-50				RPI 51-100				RPI 101+				Team's RPI: 330	
RPI	S	Opponent	Score	RPI	S	Opponent	Score	RPI	S	Opponent	Score	RPI	S	Opponent	Score		
								90	H	Wright St.	44	60	110	H	Drexel	39	53
												144	A	Fordham	61	65	
												154	A	Marist	69	51	
												163	H	Stony Brook	48	79	
												209	A	Holy Cross	53	61	
												223	H	Rider	63	73	
												224	H	Sacred Heart	46	74	
												236	A	Niagara	51	61	
												236	H	Niagara	54	58	
												252	A	Sienna	56	62	
												256	A	Albany (NY)	54	60	
												275	A	St. Francis Brooklyn	65	73	
												279	A	Canisius	44	47	
												322	H	Lafayette	60	49	
												329	H	Iona	55	33	
												332	H	Detroit Mercy	56	58	
												351	H	LIU Brooklyn	61	46	

LAST 12 Division I GAMES:																	
223	H	Rider	63	73	154	A	Marist	69	51								
329	H	Iona	55	33	236	H	Niagara	54	58								
252	A	Sienna	56	62	224	H	Sacred Heart	46	74								
236	A	Niagara	51	61	90	H	Wright St.	44	60								
279	A	Canisius	44	47	110	H	Drexel	39	53								
209	A	Holy Cross	53	61	322	H	Lafayette	60	49								

Non-Div I Games:

Manhattan

Average RPI Win:	238	WON-LOST	WINNING	LAST 10	STRENGTH OF	OPP. STRENGTH	TEAM	ADJ.	CONF.	ADJ CONF.
Average RPI Loss:	137	RECORD	PCT. RANK	GAMES	SCHEDULE	OF SCHEDULE	RPI	RPI	RPI	RPI

DIV. I ONLY	15- 6	65	7-3	294	194	154	154	27	27
DIV. I NON-CONF.	8- 4	91	0- 0	216	109	107	107	28	28

TOTALS	RPI 1-25	RPI 26-50	W-L RECORDS	RPI 51-100	RPI 101-150	RPI 150+			
15- 6	0- 0	0- 0	OVERALL	1- 4	0- 0	14- 2			
6- 3	0- 0	0- 0	HOME	1- 1	0- 0	5- 2			
7- 2	0- 0	0- 0	AWAY	0- 2	0- 0	7- 0			
2- 1	0- 0	0- 0	NEUTRAL	0- 1	0- 0	2- 0			
8- 4	0- 0	0- 0	NON-CONFERENCE	1- 3	0- 0	7- 1			
3- 1	0- 0	0- 0	HOME	1- 0	0- 0	2- 1			
3- 2	0- 0	0- 0	AWAY	0- 2	0- 0	3- 0			
2- 1	0- 0	0- 0	NEUTRAL	0- 1	0- 0	2- 0			
7- 2	0- 0	0- 0	CONFERENCE	0- 1	0- 0	7- 1			
3- 2	0- 0	0- 0	HOME	0- 1	0- 0	3- 1			
4- 0	0- 0	0- 0	AWAY	0- 0	0- 0	4- 0			
0- 0	0- 0	0- 0	NEUTRAL	0- 0	0- 0	0- 0			

RPI 1-25	RPI 26-50	RPI 51-100	RPI 101+	Team's RPI: 154
RPI S Opponent Score	RPI S Opponent Score	RPI S Opponent Score	RPI S Opponent Score	
		55 A Duke 56 64	168 H Boston U. 68 57	
		67 H Qui nni pi ac 69 76	190 A El on 61 57	
		69 H Northeastern 90 84	199 H Massachusetts 55 70	
		81 A Princeton 57 60	218 H Temple 74 68	
		90 N Wright St. 60 76	225 A Navy 72 48	
			226 N Hofstra 71 57	
			236 A Ni agara 87 58	
			245 H Monmouth 69 45	
			252 H Si ena 88 59	
			256 A Al bany (NY) 74 56	
			262 N Stetson 76 69	
			279 A Cani si us 71 66	
			305 A Saint Peter's 62 42	
			309 A Fai rfi el d 56 46	
			329 H I ona 76 36	
			330 H Manhattan 51 69	
LAST 12 Di vi si on I GAMES:				
		329 H I ona 76 36	330 H Manhattan 51 69	
		252 H Si ena 88 59	305 A Saint Peter's 62 42	
		245 H Monmouth 69 45	236 A Ni agara 87 58	
		309 A Fai rfi el d 56 46	199 H Massachusetts 55 70	
		67 H Qui nni pi ac 69 76	69 H Northeastern 90 84	
		279 A Cani si us 71 66	81 A Pri nceton 57 60	

Non-Di v I Games:

Marist

Average RPI Win:	113	WON-LOST	WINNING	LAST 10	STRENGTH OF	OPP. STRENGTH	TEAM	ADJ.	CONF.	ADJ CONF.
Average RPI Loss:	12	RECORD	PCT. RANK	GAMES	SCHEDULE	OF SCHEDULE	RPI	RPI	RPI	RPI
DIV. I ONLY	18- 3	14	9-1	16	29	12	12	6	6	
DIV. I NON-CONF.	9- 3	61	1- 0	21	27	18	18	4	4	

TOTALS	RPI 1-25	RPI 26-50	W-L RECORDS	RPI 51-100	RPI 101-150	RPI 150+				
18- 3	0- 2	4- 1	OVERALL	8- 0	2- 0	4- 0				
12- 1	0- 1	2- 0	HOME	6- 0	2- 0	2- 0				
6- 2	0- 1	2- 1	AWAY	2- 0	0- 0	2- 0				
0- 0	0- 0	0- 0	NEUTRAL	0- 0	0- 0	0- 0				
9- 3	0- 2	1- 1	NON-CONFERENCE	4- 0	1- 0	3- 0				
7- 1	0- 1	1- 0	HOME	3- 0	1- 0	2- 0				
2- 2	0- 1	0- 1	AWAY	1- 0	0- 0	1- 0				
0- 0	0- 0	0- 0	NEUTRAL	0- 0	0- 0	0- 0				
9- 0	0- 0	3- 0	CONFERENCE	4- 0	1- 0	1- 0				
5- 0	0- 0	1- 0	HOME	3- 0	1- 0	0- 0				
4- 0	0- 0	2- 0	AWAY	1- 0	0- 0	1- 0				
0- 0	0- 0	0- 0	NEUTRAL	0- 0	0- 0	0- 0				

RPI 1-25				RPI 26-50				RPI 51-100				RPI 101+			
RPI	S	Opponent	Score	RPI	S	Opponent	Score	RPI	S	Opponent	Score	RPI	S	Opponent	Score
1	H	Notre Dame	63 87	26	A	Miami (FL)	55 63	64	A	Northwestern	76 57	122	H	St. John's (NY)	83 73
10	A	Mississippi St.	82 87	35	H	South Dakota St.	91 52	72	H	Michigan	85 74	146	H	Montana St.	100 52
				38	H	DePaul	96 63	75	H	Green Bay	80 54	188	A	Xavier	90 44
				45	A	Butler	87 58	78	H	UNI	102 61	193	A	Milwaukee	83 74
				46	A	Villanova	91 55	83	H	Creighton	85 67	244	H	Binghamton	93 40
								85	H	Providence	85 46	335	H	UIC	96 32
								87	H	Seton Hall	96 60				
								100	A	Georgetown	72 62				

LAST 12 Division I GAMES:															
				45	A	Butler	87 58	78	H	UNI	102 61				
				188	A	Xavier	90 44	26	A	Miami (FL)	55 63				
				122	H	St. John's (NY)	83 73	38	H	DePaul	96 63				
				87	H	Seton Hall	96 60	83	H	Creighton	85 67				
				100	A	Georgetown	72 62	85	H	Providence	85 46				
				46	A	Villanova	91 55	1	H	Notre Dame	63 87				

Non-Div I Games:

Marquette

Average RPI Win:	253	WON-LOST	WINNING	LAST 10	STRENGTH OF	OPP. STRENGTH	TEAM	ADJ.	CONF.	ADJ CONF.
Average RPI Loss:	145	RECORD	PCT. RANK	GAMES	SCHEDULE	OF SCHEDULE	RPI	RPI	RPI	RPI
DIV. I ONLY	10- 9	157	6-4	323	126	249	249	15	15	
DIV. I NON-CONF.	5- 7	206	0- 0	341	168	321	321	18	18	

TOTALS	RPI 1-25	RPI 26-50	W-L RECORDS	RPI 51-100	RPI 101-150	RPI 150+				
10- 9	0- 0	0- 1	OVERALL	1- 0	1- 3	8- 5				
8- 3	0- 0	0- 0	HOME	1- 0	1- 1	6- 2				
2- 6	0- 0	0- 1	AWAY	0- 0	0- 2	2- 3				
0- 0	0- 0	0- 0	NEUTRAL	0- 0	0- 0	0- 0				
5- 7	0- 0	0- 1	NON-CONFERENCE	0- 0	0- 2	5- 4				
5- 2	0- 0	0- 0	HOME	0- 0	0- 1	5- 1				
0- 5	0- 0	0- 1	AWAY	0- 0	0- 1	0- 3				
0- 0	0- 0	0- 0	NEUTRAL	0- 0	0- 0	0- 0				
5- 2	0- 0	0- 0	CONFERENCE	1- 0	1- 1	3- 1				
3- 1	0- 0	0- 0	HOME	1- 0	1- 0	1- 1				
2- 1	0- 0	0- 0	AWAY	0- 0	0- 1	2- 0				
0- 0	0- 0	0- 0	NEUTRAL	0- 0	0- 0	0- 0				

RPI	S	Opponent	Score	RPI	S	Opponent	Score	RPI	S	Opponent	Score	RPI	S	Opponent	Score
40	A	Clemson	54 68	66	H	Old Dominion	57 48	118	H	Towson	69 76	121	A	Western Ky.	55 85
								127	A	Appalachian St.	52 74	143	H	Louisiana Tech	90 88
								160	A	Southern Ill.	49 58	164	H	Charlotte	63 62
								166	H	Indiana St.	53 62	172	A	Wisconsin	49 67
								175	H	Southern Miss.	52 64	229	A	Bowling Green	76 99
								266	H	Cleveland St.	86 64	281	A	Fla. Atlantic	72 67
								290	H	Tennessee St.	80 59	313	H	Coppin St.	88 67
								320	A	FIU	86 58	337	H	Evansville	72 65
								347	H	Delaware St.	75 63				
LAST 12 Division I GAMES:															
320	A	FIU	86 58	175	H	Southern Miss.	52 64	143	H	Louisiana Tech	90 88	118	H	Towson	69 76
281	A	Fla. Atlantic	72 67	40	A	Clemson	54 68	290	H	Tennessee St.	80 59	66	H	Old Dominion	57 48
121	A	Western Ky.	55 85	266	H	Cleveland St.	86 64								
164	H	Charlotte	63 62												
66	H	Old Dominion	57 48												
347	H	Delaware St.	75 63												

Non-Div I Games: Bluefield St. 82 29

Marshall

Average RPI	Win:	141	WON-LOST	WINNING	LAST 10	STRENGTH OF	OPP. STRENGTH	TEAM	ADJ.	CONF.	ADJ CONF.
Average RPI	Loss:	18	RECORD	PCT. RANK	GAMES	SCHEDULE	OF SCHEDULE	RPI	RPI	RPI	RPI
DIV. I ONLY		18- 2		11	8-2	111	16	18	18	4	4
DIV. I NON-CONF.		11- 0		1	0- 0	229	70	26	26	5	5

TOTALS	RPI 1-25		RPI 26-50		W-L RECORDS	RPI 51-100		RPI 101-150		RPI 150+	
18- 2	1- 2		3- 0		OVERALL	5- 0		3- 0		6- 0	
9- 1	0- 1		2- 0		HOME	3- 0		1- 0		3- 0	
7- 1	1- 1		1- 0		AWAY	2- 0		1- 0		2- 0	
2- 0	0- 0		0- 0		NEUTRAL	0- 0		1- 0		1- 0	
11- 0	1- 0		2- 0		NON-CONFERENCE	0- 0		2- 0		6- 0	
6- 0	0- 0		2- 0		HOME	0- 0		1- 0		3- 0	
3- 0	1- 0		0- 0		AWAY	0- 0		0- 0		2- 0	
2- 0	0- 0		0- 0		NEUTRAL	0- 0		1- 0		1- 0	
7- 2	0- 2		1- 0		CONFERENCE	5- 0		1- 0		0- 0	
3- 1	0- 1		0- 0		HOME	3- 0		0- 0		0- 0	
4- 1	0- 1		1- 0		AWAY	2- 0		1- 0		0- 0	
0- 0	0- 0		0- 0		NEUTRAL	0- 0		0- 0		0- 0	

RPI	S	Opponent	Score	RPI	S	Opponent	Score	RPI	S	Opponent	Score	RPI	S	Opponent	Score
14	H	Rutgers	65 73	34	A	Indiana	76 56	72	H	Michigan	83 69	101	A	Nebraska	81 63
20	A	South Carolina	85 61	39	H	Georgia Tech	67 54	93	A	Ohio St.	70 57	115	H	Dayton	82 71
21	A	Michigan St.	60 77	47	H	James Madison	87 63	93	H	Ohio St.	75 69	130	N	Georgia	58 51
								99	A	Penn St.	77 61	170	A	George Washington	69 30
								99	H	Penn St.	79 67	185	A	Delaware	77 53
												299	H	Loyola Maryland	83 48
												313	H	Coppin St.	93 36
												314	H	UMBC	92 61
												321	N	Morgan St.	68 44

LAST 12 Division I GAMES:															
99	H	Penn St.	79 67	34	A	Indiana	76 56	99	A	Penn St.	77 61	185	A	Delaware	77 53
21	A	Michigan St.	60 77	93	A	Ohio St.	70 57	299	H	Loyola Maryland	83 48	313	H	Coppin St.	93 36
72	H	Michigan	83 69	47	H	James Madison	87 63					314	H	UMBC	92 61
101	A	Nebraska	81 63									321	N	Morgan St.	68 44
93	H	Ohio St.	75 69												
14	H	Rutgers	65 73												

Non-Div I Games:

Maryland

Average RPI Win:	229	WON-LOST	WINNING	LAST 10	STRENGTH OF	OPP. STRENGTH	TEAM	ADJ.	CONF.	ADJ CONF.
Average RPI Loss:	169	RECORD	PCT. RANK	GAMES	SCHEDULE	OF SCHEDULE	RPI	RPI	RPI	RPI
DIV. I ONLY	11- 9	140	5-5	255	255	199	199	17	17	
DIV. I NON-CONF.	8- 6	138	0- 0	242	318	202	202	16	16	

TOTALS	RPI 1-25	RPI 26-50	W-L RECORDS	RPI 51-100	RPI 101-150	RPI 150+				
11- 9	0- 0	0- 0	OVERALL	0- 2	1- 2	10- 5				
6- 4	0- 0	0- 0	HOME	0- 0	0- 0	6- 4				
4- 4	0- 0	0- 0	AWAY	0- 1	1- 2	3- 1				
1- 1	0- 0	0- 0	NEUTRAL	0- 1	0- 0	1- 0				
8- 6	0- 0	0- 0	NON-CONFERENCE	0- 2	0- 1	8- 3				
5- 2	0- 0	0- 0	HOME	0- 0	0- 0	5- 2				
2- 3	0- 0	0- 0	AWAY	0- 1	0- 1	2- 1				
1- 1	0- 0	0- 0	NEUTRAL	0- 1	0- 0	1- 0				
3- 3	0- 0	0- 0	CONFERENCE	0- 0	1- 1	2- 2				
1- 2	0- 0	0- 0	HOME	0- 0	0- 0	1- 2				
2- 1	0- 0	0- 0	AWAY	0- 0	1- 1	1- 0				
0- 0	0- 0	0- 0	NEUTRAL	0- 0	0- 0	0- 0				

RPI 1-25				RPI 26-50				RPI 51-100				RPI 101+				Team's RPI: 199	
RPI	S	Opponent	Score	RPI	S	Opponent	Score	RPI	S	Opponent	Score	RPI	S	Opponent	Score		
								51	N	Bucknell I	58	77	115	A	Dayton	47	75
								69	A	Northeastern	52	53	118	A	Towson	53	78
												128	A	Davi dson	70	58	
												154	A	Mari st	70	55	
												168	H	Boston U.	66	55	
												192	H	George Mason	52	70	
												200	H	Sai nt Loui s	70	66	
												206	A	Brown	90	61	
												212	H	St. Bonaventure	63	64	
												215	H	North Dakota	52	59	
												224	H	Sacred Heart	78	61	
												247	H	UTRGV	74	70	
												252	A	Si ena	59	64	
												286	A	La Salle	74	60	
												296	H	Central Conn. St.	74	59	
												297	H	UMass Lowell I	59	62	
												304	H	Incarnate Word	71	59	
												309	N	Fairfield	59	49	

LAST 12 Division I GAMES:																	
				192	H	George Mason	52	70	212	H	St. Bonaventure	63	64				
				286	A	La Salle	74	60	128	A	Davi dson	70	58				
				115	A	Dayton	47	75	252	A	Si ena	59	64				
				200	H	Sai nt Loui s	70	66	168	H	Boston U.	66	55				
				154	A	Mari st	70	55	304	H	Incarnate Word	71	59				
				297	H	UMass Lowell I	59	62	69	A	Northeastern	52	53				

Non-Div I Games:

Massachusetts

Average RPI Win:	270	WON-LOST	WINNING	LAST 10	STRENGTH OF	OPP. STRENGTH	TEAM	ADJ.	CONF.	ADJ CONF.
Average RPI Loss:	189	RECORD	PCT. RANK	GAMES	SCHEDULE	OF SCHEDULE	RPI	RPI	RPI	RPI
DIV. I ONLY	3- 12	314	5-5	279	268	323	323	26	26	
DIV. I NON-CONF.	0- 8	336	0- 0	96	193	309	309	23	23	

TOTALS	RPI 1-25	RPI 26-50	W-L RECORDS	RPI 51-100	RPI 101-150	RPI 150+				
3- 12	0- 0	0- 1	OVERALL	0- 2	0- 2	3- 7				
2- 3	0- 0	0- 0	HOME	0- 0	0- 1	2- 2				
1- 9	0- 0	0- 1	AWAY	0- 2	0- 1	1- 5				
0- 0	0- 0	0- 0	NEUTRAL	0- 0	0- 0	0- 0				
0- 8	0- 0	0- 1	NON-CONFERENCE	0- 2	0- 2	0- 3				
0- 2	0- 0	0- 0	HOME	0- 0	0- 1	0- 1				
0- 6	0- 0	0- 1	AWAY	0- 2	0- 1	0- 2				
0- 0	0- 0	0- 0	NEUTRAL	0- 0	0- 0	0- 0				
3- 4	0- 0	0- 0	CONFERENCE	0- 0	0- 0	3- 4				
2- 1	0- 0	0- 0	HOME	0- 0	0- 0	2- 1				
1- 3	0- 0	0- 0	AWAY	0- 0	0- 0	1- 3				
0- 0	0- 0	0- 0	NEUTRAL	0- 0	0- 0	0- 0				

RPI 1-25				RPI 26-50				RPI 51-100				RPI 101+				Team's RPI: 323	
RPI	S	Opponent	Score	RPI	S	Opponent	Score	RPI	S	Opponent	Score	RPI	S	Opponent	Score		
				31	A	Texas	40 96	53	A	Rice	65 93	143	H	Louisiana Tech	48 89		
								56	A	LSU	36 86	145	A	UAB	48 91		
												173	A	Abilene Christian	52 109		
												177	A	Grambling	51 75		
												202	A	Nicholls St.	69 68		
												253	H	Louisiana	59 70		
												267	H	Southeastern La.	62 56		
												294	A	La.-Monroe	60 69		
												304	H	Incarnate Word	66 68		
												315	A	Northwestern St.	63 82		
												326	A	New Orleans	76 88		
												340	H	Houston Baptist	81 71		
LAST 12 Division I GAMES:																	
				202	A	Nicholls St.	69 68	340	H	Houston Baptist	81 71						
				326	A	New Orleans	76 88	267	H	Southeastern La.	62 56						
				173	A	Abilene Christian	52 109	56	A	LSU	36 86						
				315	A	Northwestern St.	63 82	145	A	UAB	48 91						
				304	H	Incarnate Word	66 68	53	A	Rice	65 93						
				143	H	Louisiana Tech	48 89	294	A	La.-Monroe	60 69						

Non-Div I Games: LSU-Alexandria 60 68 Southern-N. O. 106 54 Louisiana Col. 86 68

McNeese

Average RPI Win: 239

Average RPI Loss: 144

WON-LOST
RECORDWINNING
PCT. RANKLAST 10
GAMESSTRENGTH OF
SCHEDULEOPP. STRENGTH
OF SCHEDULETEAM
RPIADJ.
RPICONF.
RPIADJ CONF.
RPIDIV. I ONLY
DIV. I NON-CONF.8- 11
5- 8218
2245-5
0- 0193
279210
259217
294217
2949
99
9

TOTALS

RPI 1-25

RPI 26-50

W-L RECORDS

RPI 51-100

RPI 101-150

RPI 150+

8- 11

0- 1

0- 0

OVERALL

0- 3

1- 3

7- 4

5- 5

0- 1

0- 0

HOME

0- 2

0- 1

5- 1

2- 6

0- 0

0- 0

AWAY

0- 1

1- 2

1- 3

1- 0

0- 0

0- 0

NEUTRAL

0- 0

0- 0

1- 0

5- 8

0- 0

0- 0

NON-CONFERENCE

0- 2

0- 2

5- 4

4- 4

0- 0

0- 0

HOME

0- 2

0- 1

4- 1

0- 4

0- 0

0- 0

AWAY

0- 0

0- 1

0- 3

1- 0

0- 0

0- 0

NEUTRAL

0- 0

0- 0

1- 0

3- 3

0- 1

0- 0

CONFERENCE

0- 1

1- 1

2- 0

1- 1

0- 1

0- 0

HOME

0- 0

0- 0

1- 0

2- 2

0- 0

0- 0

AWAY

0- 1

1- 1

1- 0

0- 0

0- 0

0- 0

NEUTRAL

0- 0

0- 0

0- 0

RPI 1-25

RPI 26-50

RPI 51-100

RPI 101+

Team's RPI: 217

RPI S Opponent

Score

RPI S Opponent

Score

RPI S Opponent

Score

RPI S Opponent

Score

17 H UCF 55 68

77 H Little Rock 60 63

138 A Tulsa 39 46

86 H Toledo 48 58

143 H Louisiana Tech 50 66

96 A Cincinnati 56 80

145 A UAB 54 85

150 A South Fla. 47 40

169 N Mercer 59 53

170 A George Washington 38 51

186 A Arkansas St. 66 77

204 H Southeast Mo. St. 69 57

205 A Coastal Caro. 71 90

231 H East Carolina 58 46

243 H Samford 53 48

260 A Wichita St. 71 50

306 H Jackson St. 68 67

326 H New Orleans 59 66

345 H N.C. Central 77 56

LAST 12 Division I GAMES:

231 H East Carolina 58 46

96 A Cincinnati 56 80

260 A Wichita St. 71 50

150 A South Fla. 47 40

138 A Tulsa 39 46

77 H Little Rock 60 63

17 H UCF 55 68

204 H Southeast Mo. St. 69 57

170 A George Washington 38 51

243 H Samford 53 48

345 H N.C. Central 77 56

326 H New Orleans 59 66

Memphis

Memphis

Non-Div I Games:

Memphis

Loss, Non-Conf, S Site, H Home A Away N Neutral

Average RPI Win: 234
Average RPI Loss: 136

WON-LOST
RECORD

WINNING
PCT. RANK

LAST 10
GAMES

STRENGTH OF
SCHEDULE

OPP. STRENGTH
OF SCHEDULE

TEAM
RPI

ADJ.
RPI

CONF.
RPI

ADJ CONF.
RPI

DIV. I ONLY	13- 7	88	8-2	296	117	169	169	25	25
DIV. I NON-CONF.	8- 7	160	0- 0	209	126	183	183	25	25

TOTALS	RPI 1-25	RPI 26-50	W-L RECORDS	RPI 51-100	RPI 101-150	RPI 150+			
13- 7	0- 2	0- 0	OVERALL	0- 0	1- 2	12- 3			
7- 3	0- 2	0- 0	HOME	0- 0	1- 0	6- 1			
5- 3	0- 0	0- 0	AWAY	0- 0	0- 2	5- 1			
1- 1	0- 0	0- 0	NEUTRAL	0- 0	0- 0	1- 1			
8- 7	0- 2	0- 0	NON-CONFERENCE	0- 0	0- 2	8- 3			
4- 3	0- 2	0- 0	HOME	0- 0	0- 0	4- 1			
3- 3	0- 0	0- 0	AWAY	0- 0	0- 2	3- 1			
1- 1	0- 0	0- 0	NEUTRAL	0- 0	0- 0	1- 1			
5- 0	0- 0	0- 0	CONFERENCE	0- 0	1- 0	4- 0			
3- 0	0- 0	0- 0	HOME	0- 0	1- 0	2- 0			
2- 0	0- 0	0- 0	AWAY	0- 0	0- 0	2- 0			
0- 0	0- 0	0- 0	NEUTRAL	0- 0	0- 0	0- 0			

RPI 1-25				RPI 26-50				RPI 51-100				RPI 101+ Team's RPI: 169			
RPI	S	Opponent	Score	RPI	S	Opponent	Score	RPI	S	Opponent	Score	RPI	S	Opponent	Score
17	H	UCF	42 76									104	A	Wake Forest	54 69
23	H	Florida St.	56 57									124	H	Chattanooga	65 58
												130	A	Georgia	60 67
												164	H	Charlotte	57 40
												170	A	George Washington	61 53
												198	H	UNC Asheville	61 47
												208	H	Florida	92 82
												211	A	Jacksonville	66 71
												217	N	Memphis	53 59
												229	N	Bowling Green	76 63
												242	A	Howard	85 70
												243	H	Samford	76 68
												250	H	Col umbi a	68 72
												257	H	ETSU	64 41
												270	A	Ga. Southern	79 72
												282	H	Kennesaw St.	64 48
												316	A	UNC Greensboro	71 58
												333	A	Western Caro.	69 67
LAST 12 Division I GAMES:															
316	A	UNC Greensboro	71 58	257	H	ETSU	64 41								
333	A	Western Caro.	69 67	124	H	Chattanooga	65 58								
243	H	Samford	76 68	170	A	George Washington	61 53								
250	H	Col umbi a	68 72	242	A	Howard	85 70								
211	A	Jacksonville	66 71	164	H	Charlotte	57 40								
198	H	UNC Asheville	61 47	23	H	Florida St.	56 57								

Non-Div I Games:

Mercer

Loss, Non-Conf, S Site, H Home A Away N Neutral

Average RPI	Win:	135	WON-LOST	WINNING	LAST 10	STRENGTH OF	OPP. STRENGTH	TEAM	ADJ.	CONF.	ADJ CONF.
Average RPI	Loss:	26	RECORD	PCT. RANK	GAMES	SCHEDULE	OF SCHEDULE	RPI	RPI	RPI	RPI
DIV. I ONLY		18- 4	25	8-2	80	6	26	26	1	1	
DIV. I NON-CONF.		12- 3	52	2- 1	141	21	49	49	1	1	

TOTALS	RPI 1-25		RPI 26-50		W-L RECORDS		RPI 51-100		RPI 101-150		RPI 150+
18- 4	2- 2		1- 2		OVERALL		6- 0		3- 0		6- 0
12- 2	1- 1		1- 1		HOME		4- 0		2- 0		4- 0
4- 2	1- 1		0- 1		AWAY		1- 0		1- 0		1- 0
2- 0	0- 0		0- 0		NEUTRAL		1- 0		0- 0		1- 0
12- 3	1- 2		0- 1		NON-CONFERENCE		3- 0		2- 0		6- 0
9- 1	1- 1		0- 0		HOME		2- 0		2- 0		4- 0
1- 2	0- 1		0- 1		AWAY		0- 0		0- 0		1- 0
2- 0	0- 0		0- 0		NEUTRAL		1- 0		0- 0		1- 0
6- 1	1- 0		1- 1		CONFERENCE		3- 0		1- 0		0- 0
3- 1	0- 0		1- 1		HOME		2- 0		0- 0		0- 0
3- 0	1- 0		0- 0		AWAY		1- 0		1- 0		0- 0
0- 0	0- 0		0- 0		NEUTRAL		0- 0		0- 0		0- 0

RPI 1-25				RPI 26-50				RPI 51-100				RPI 101+			
RPI	S	Opponent	Score	RPI	S	Opponent	Score	RPI	S	Opponent	Score	RPI	S	Opponent	Score
8	A	Syracuse	84 71	27	A	Purdue	63 74	55	A	Duke	58 50	101	H	Nebraska	82 68
11	A	Iowa St.	52 75	33	H	North Carolina	76 68	62	H	SFA	81 60	104	A	Wake Forest	72 57
12	H	Marquette	63 55	40	H	Clemson	67 76	79	H	Virginia Tech	68 61	139	H	Colorado	73 58
24	H	Central Mich.	80 90					80	H	Boston College	76 73	167	N	Vanderbilt	90 65
								91	H	Hartford	75 62	181	H	UMES	71 53
								98	N	Alabama	101 74	218	H	Temple	73 61
												320	A	FIU	94 43
												326	H	New Orleans	78 38
												349	H	Florida A&M	103 54

LAST 12 Division I GAMES:															
11	A	Iowa St.	52 75	91	H	Hartford	75 62	12	H	Marquette	63 55				
80	H	Boston College	76 73					104	A	Wake Forest	72 57				
8	A	Syracuse	84 71					79	H	Virginia Tech	68 61				
33	H	North Carolina	76 68					24	H	Central Mich.	80 90				
55	A	Duke	58 50					349	H	Florida A&M	103 54				
40	H	Clemson	67 76												

Non-Div I Games:

Miami (FL)

Average RPI Win:	199	WON-LOST	WINNING	LAST 10	STRENGTH OF	OPP. STRENGTH	TEAM	ADJ.	CONF.	ADJ CONF.
Average RPI Loss:	124	RECORD	PCT. RANK	GAMES	SCHEDULE	OF SCHEDULE	RPI	RPI	RPI	RPI
DIV. I ONLY	12- 4	47	7-3	217	146	84	84	8	8	
DIV. I NON-CONF.	8- 2	52	0- 0	328	290	132	132	8	8	

TOTALS	RPI 1-25	RPI 26-50	W-L RECORDS	RPI 51-100	RPI 101-150	RPI 150+				
12- 4	1- 1	0- 1	OVERALL	3- 0	1- 1	7- 1				
6- 1	0- 0	0- 1	HOME	3- 0	1- 0	2- 0				
6- 3	1- 1	0- 0	AWAY	0- 0	0- 1	5- 1				
0- 0	0- 0	0- 0	NEUTRAL	0- 0	0- 0	0- 0				
8- 2	0- 1	0- 0	NON-CONFERENCE	1- 0	1- 0	6- 1				
3- 0	0- 0	0- 0	HOME	1- 0	1- 0	1- 0				
5- 2	0- 1	0- 0	AWAY	0- 0	0- 0	5- 1				
0- 0	0- 0	0- 0	NEUTRAL	0- 0	0- 0	0- 0				
4- 2	1- 0	0- 1	CONFERENCE	2- 0	0- 1	1- 0				
3- 1	0- 0	0- 1	HOME	2- 0	0- 0	1- 0				
1- 1	1- 0	0- 0	AWAY	0- 0	0- 1	0- 0				
0- 0	0- 0	0- 0	NEUTRAL	0- 0	0- 0	0- 0				

RPI 1-25				RPI 26-50				RPI 51-100				RPI 101+			
RPI	S	Opponent	Score	RPI	S	Opponent	Score	RPI	S	Opponent	Score	RPI	S	Opponent	Score
4	A	Louisville	73 95	30	H	Buffalo	59 66	86	H	Toledo	65 64	111	A	Northern Ill.	71 82
24	A	Central Mich.	70 67					89	H	Kent St.	79 63	142	H	High Point	68 55
								96	H	Cincinnati	78 65	194	H	Ball St.	60 57
												203	A	Jacksonville St.	58 41
												279	A	Canisius	62 59
												301	A	Valparaiso	68 47
												311	H	Eastern Ky.	60 44
												332	A	Detroit Mercy	78 59
												335	A	UIC	65 56
												349	A	Florida A&M	56 57

LAST 12 Division I GAMES:															
24	A	Central Mich.	70 67	89	H	Kent St.	79 63	194	H	Ball St.	60 57	301	A	Valparaiso	68 47
30	H	Buffalo	59 66	96	H	Cincinnati	78 65	335	A	UIC	65 56	4	A	Louisville	73 95
86	H	Toledo	65 64												
111	A	Northern Ill.	71 82												
203	A	Jacksonville St.	58 41												
349	A	Florida A&M	56 57												

Non-Div I Games: Ohio Dominican 74 29

Miami (OH)

Average RPI Win:	205	WON-LOST	WINNING	LAST 10	STRENGTH OF	OPP. STRENGTH	TEAM	ADJ.	CONF.	ADJ CONF.
Average RPI Loss:	29	RECORD	PCT. RANK	GAMES	SCHEDULE	OF SCHEDULE	RPI	RPI	RPI	RPI
DIV. I ONLY	12- 9	129	4-6	64	58	72	72	4	4	
DIV. I NON-CONF.	9- 3	61	1- 1	200	148	74	74	5	5	

TOTALS	RPI 1-25	RPI 26-50	W-L RECORDS	RPI 51-100	RPI 101-150	RPI 150+				
12- 9	0- 5	1- 3	OVERALL	2- 0	2- 1	7- 0				
8- 1	0- 1	0- 0	HOME	2- 0	1- 0	5- 0				
2- 7	0- 4	0- 2	AWAY	0- 0	0- 1	2- 0				
2- 1	0- 0	1- 1	NEUTRAL	0- 0	1- 0	0- 0				
9- 3	0- 2	1- 1	NON-CONFERENCE	0- 0	1- 0	7- 0				
5- 0	0- 0	0- 0	HOME	0- 0	0- 0	5- 0				
2- 2	0- 2	0- 0	AWAY	0- 0	0- 0	2- 0				
2- 1	0- 0	1- 1	NEUTRAL	0- 0	1- 0	0- 0				
3- 6	0- 3	0- 2	CONFERENCE	2- 0	1- 1	0- 0				
3- 1	0- 1	0- 0	HOME	2- 0	1- 0	0- 0				
0- 5	0- 2	0- 2	AWAY	0- 0	0- 1	0- 0				
0- 0	0- 0	0- 0	NEUTRAL	0- 0	0- 0	0- 0				

RPI 1-25				RPI 26-50				RPI 51-100				RPI 101+			
RPI	S	Opponent	Score	RPI	S	Opponent	Score	RPI	S	Opponent	Score	RPI	S	Opponent	Score
6	A	NC State	55 66	27	A	Purdue	70 71	64	H	Northwestern	79 78	101	A	Nebraska	56 70
9	A	Iowa	61 75	31	N	Texas	52 69	93	H	Ohio St.	62 58	120	N	Washington	80 73
12	A	Marquette	74 85	34	A	Indiana	60 70					148	H	Minnesota	76 60
18	A	Maryland	69 83	36	N	Missouri	70 54					182	H	Southern U.	76 35
21	H	Michigan St.	73 77									230	H	Mt. St. Mary's	88 40
												280	A	Western Mich.	79 42
												302	A	Oakland	85 59
												321	H	Morgan St.	70 47
												332	H	Detroit Mercy	95 62
												351	H	LIU Brooklyn	83 38

LAST 12 Division I GAMES:															
21	H	Michigan St.	73 77	120	N	Washington	80 73	31	N	Texas	52 69	27	A	Purdue	70 71
34	A	Indiana	60 70	93	H	Ohio St.	62 58	148	H	Minnesota	76 60	101	A	Nebraska	56 70
9	A	Iowa	61 75	64	H	Northwestern	79 78	182	H	Southern U.	76 35				
18	A	Maryland	69 83												
64	H	Northwestern	79 78												

Non-Div I Games:

Mi ch i g a n

Average RPI Win: 153		WON-LOST RECORD		WINNING PCT. RANK		LAST 10 GAMES		STRENGTH OF SCHEDULE		OPP. STRENGTH OF SCHEDULE		TEAM RPI		ADJ. RPI		CONF. RPI		ADJ. CONF. RPI	
Average RPI Loss: 42																			
DIV. I ONLY		15- 5		47		6-4		52		32		21		21		4		4	
DIV. I NON-CONF.		10- 1		18		0- 0		175		44		32		32		5		5	
TOTALS		RPI 1-25		RPI 26-50		W-L RECORDS		RPI 51-100		RPI 101-150		RPI 150+							
15- 5		3- 2		0- 1		OVERALL		3- 2		2- 0		7- 0							
11- 0		3- 0		0- 0		HOME		1- 0		2- 0		5- 0							
3- 4		0- 1		0- 1		AWAY		2- 2		0- 0		1- 0							
1- 1		0- 1		0- 0		NEUTRAL		0- 0		0- 0		1- 0							
10- 1		1- 1		0- 0		NON-CONFERENCE		2- 0		1- 0		6- 0							
7- 0		1- 0		0- 0		HOME		1- 0		1- 0		4- 0							
2- 0		0- 0		0- 0		AWAY		1- 0		0- 0		1- 0							
1- 1		0- 1		0- 0		NEUTRAL		0- 0		0- 0		1- 0							
5- 4		2- 1		0- 1		CONFERENCE		1- 2		1- 0		1- 0							
4- 0		2- 0		0- 0		HOME		0- 0		1- 0		1- 0							
1- 4		0- 1		0- 1		AWAY		1- 2		0- 0		0- 0							
0- 0		0- 0		0- 0		NEUTRAL		0- 0		0- 0		0- 0							

RPI 1-25				Team's RPI : 21				RPI 26-50				RPI 51-100				RPI 101+			
RPI	S	Opponent	Score	RPI	S	Opponent	Score	RPI	S	Opponent	Score	RPI	S	Opponent	Score	RPI	S	Opponent	Score
5	H	Oregon	88 82	34	A	Indiana	64 68	64	A	Northwestern	62 70	103	H	Virginia	91 66				
6	N	NC State	74 78					72	A	Michigan	77 73	148	H	Minnesota	86 68				
9	H	Iowa	84 70					90	H	Wright St.	84 68	180	H	Illinois	77 60				
14	A	Rutgers	62 76					91	A	Hartford	74 66	227	H	Texas Southern	91 45				
18	H	Maryland	77 60					93	A	Ohio St.	55 65	229	H	Bowling Green	99 69				
LAST 12 Division I GAMES:																			
14	A	Rutgers	62 76	72	A	Michigan	77 73												
18	H	Maryland	77 60	180	H	Illinois	77 60												
93	A	Ohio St.	55 65	9	H	Iowa	84 70												
148	H	Minnesota	86 68	281	H	Fla. Atlantic	89 74												
34	A	Indiana	64 68	91	A	Hartford	74 66												
64	A	Northwestern	62 70	5	H	Oregon	88 82												

Non-Div I Games:

Mi chi gan St.

■ Loss, ■ Non-Conf, S Site, H Home A Away N Neutral

Average RPI Win:	212	WON-LOST	WINNING	LAST 10	STRENGTH OF	OPP. STRENGTH	TEAM	ADJ.	CONF.	ADJ CONF.
Average RPI Loss:	82	RECORD	PCT. RANK	GAMES	SCHEDULE	OF SCHEDULE	RPI	RPI	RPI	RPI
DIV. I ONLY	16- 5	44	8-2	184	135	71	71	15	15	
DIV. I NON-CONF.	9- 4	85	0- 1	94	202	55	55	18	18	

TOTALS	RPI 1-25	RPI 26-50	W-L RECORDS	RPI 51-100	RPI 101-150	RPI 150+				
16- 5	0- 1	0- 0	OVERALL	1- 2	2- 2	13- 0				
7- 2	0- 0	0- 0	HOME	0- 2	1- 0	6- 0				
7- 3	0- 1	0- 0	AWAY	1- 0	0- 2	6- 0				
2- 0	0- 0	0- 0	NEUTRAL	0- 0	1- 0	1- 0				
9- 4	0- 1	0- 0	NON-CONFERENCE	1- 1	1- 2	7- 0				
4- 1	0- 0	0- 0	HOME	0- 1	0- 0	4- 0				
3- 3	0- 1	0- 0	AWAY	1- 0	0- 2	2- 0				
2- 0	0- 0	0- 0	NEUTRAL	0- 0	1- 0	1- 0				
7- 1	0- 0	0- 0	CONFERENCE	0- 1	1- 0	6- 0				
3- 1	0- 0	0- 0	HOME	0- 1	1- 0	2- 0				
4- 0	0- 0	0- 0	AWAY	0- 0	0- 0	4- 0				
0- 0	0- 0	0- 0	NEUTRAL	0- 0	0- 0	0- 0				

RPI 1-25				RPI 26-50				RPI 51-100				RPI 101+			
RPI	S	Opponent	Score	RPI	S	Opponent	Score	RPI	S	Opponent	Score	RPI	S	Opponent	Score
22	A	Kentucky	55 72					53	H	Rice	47 60	123	A	Tennessee Tech	64 68
								70	H	Belmont	38 45	124	N	Chattanooga	58 47
								94	A	Troy	67 64	143	H	Louisiana Tech	75 38
												144	A	Fordham	49 61
												159	H	Georgia St.	69 54
												167	H	Vanderbilt	65 58
												175	H	Southern Miss.	66 49
												183	H	North Texas	61 46
												198	H	UNC Asheville	67 46
												210	A	UNLV	66 62
												238	A	Furman	78 71
												254	N	Dartmouth	70 58
												263	A	UTSA	72 52
												269	A	UTEP	79 49
												281	A	Fla. Atlantic	74 55
												317	H	Mississippi Val.	101 51
												320	A	FIU	49 43

LAST 12 Division I GAMES:															
183	H	North Texas	61 46	144	A	Fordham	49 61								
53	H	Rice	47 60	210	A	UNLV	66 62								
269	A	UTEP	79 49	281	A	Fla. Atlantic	74 55								
263	A	UTSA	72 52	320	A	FIU	49 43								
143	H	Louisiana Tech	75 38	124	N	Chattanooga	58 47								
175	H	Southern Miss.	66 49	198	H	UNC Asheville	67 46								

Non-Div I Games:

Middle Tenn.

Average RPI Win:	264	WON-LOST	WINNING	LAST 10	STRENGTH OF	OPP. STRENGTH	TEAM	ADJ.	CONF.	ADJ CONF.
Average RPI Loss:	99	RECORD	PCT. RANK	GAMES	SCHEDULE	OF SCHEDULE	RPI	RPI	RPI	RPI
DIV. I ONLY	10- 10	169	5-5	210	172	193	193	20	20	
DIV. I NON-CONF.	5- 6	177	0- 0	119	147	162	162	19	19	

TOTALS	RPI 1-25	RPI 26-50	W-L RECORDS	RPI 51-100	RPI 101-150	RPI 150+				
10- 10	0- 2	0- 2	OVERALL	0- 2	1- 2	9- 2				
5- 5	0- 2	0- 0	HOME	0- 1	1- 1	4- 1				
4- 5	0- 0	0- 2	AWAY	0- 1	0- 1	4- 1				
1- 0	0- 0	0- 0	NEUTRAL	0- 0	0- 0	1- 0				
5- 6	0- 2	0- 2	NON-CONFERENCE	0- 0	0- 1	5- 1				
2- 3	0- 2	0- 0	HOME	0- 0	0- 0	2- 1				
2- 3	0- 0	0- 2	AWAY	0- 0	0- 1	2- 0				
1- 0	0- 0	0- 0	NEUTRAL	0- 0	0- 0	1- 0				
5- 4	0- 0	0- 0	CONFERENCE	0- 2	1- 1	4- 1				
3- 2	0- 0	0- 0	HOME	0- 1	1- 1	2- 0				
2- 2	0- 0	0- 0	AWAY	0- 1	0- 0	2- 1				
0- 0	0- 0	0- 0	NEUTRAL	0- 0	0- 0	0- 0				

RPI 1-25				RPI 26-50				RPI 51-100				RPI 101+ Team's RPI: 193			
RPI	S	Opponent	Score	RPI	S	Opponent	Score	RPI	S	Opponent	Score	RPI	S	Opponent	Score
12	H	Marquette	74 83	34	A	Indiana	66 68	75	H	Green Bay	62 76	114	H	Youngstown St.	71 68
23	H	Florida St.	62 87	48	A	Saint Mary's (CA)	71 73	90	A	Wright St.	57 61	119	H	IUPUI	66 67
												125	A	Fresno St.	48 65
												172	H	Wisconsin	57 68
												184	N	UC Riverside	56 54
												215	A	North Dakota	64 46
												250	H	Columbia	78 65
												266	H	Cleveland St.	59 53
												288	A	Northern Ky.	54 55
												302	A	Oakland	79 52
												307	A	North Dakota St.	57 55
												332	A	Detroit Mercy	62 44
												334	H	Purdue Fort Wayne	70 48
												335	H	UIC	72 53
LAST 12 Division I GAMES:															
332	A	Detroit Mercy	62 44	335	H	UIC	72 53								
302	A	Oakland	79 52	119	H	IUPUI	66 67								
266	H	Cleveland St.	59 53	75	H	Green Bay	62 76								
114	H	Youngstown St.	71 68	23	H	Florida St.	62 87								
90	A	Wright St.	57 61	307	A	North Dakota St.	57 55								
288	A	Northern Ky.	54 55	215	A	North Dakota	64 46								

Non-Div I Games:

Milwaukee

Average RPI	Win:	215	WON-LOST	WINNING	LAST 10	STRENGTH OF	OPP. STRENGTH	TEAM	ADJ.	CONF.	ADJ CONF.
Average RPI	Loss:	72	RECORD	PCT. RANK	GAMES	SCHEDULE	OF SCHEDULE	RPI	RPI	RPI	RPI
DIV. I ONLY		13- 7	88	3-7	211	66	148	148	4	4	
DIV. I NON-CONF.		11- 0	1	0- 0	319	174	70	70	5	5	

TOTALS	RPI 1-25		RPI 26-50		W-L RECORDS		RPI 51-100		RPI 101-150		RPI 150+
13- 7	1- 2		0- 1		OVERALL		1- 2		0- 1		11- 1
10- 4	1- 1		0- 1		HOME		0- 1		0- 0		9- 1
3- 3	0- 1		0- 0		AWAY		1- 1		0- 1		2- 0
0- 0	0- 0		0- 0		NEUTRAL		0- 0		0- 0		0- 0
11- 0	1- 0		0- 0		NON-CONFERENCE		1- 0		0- 0		9- 0
9- 0	1- 0		0- 0		HOME		0- 0		0- 0		8- 0
2- 0	0- 0		0- 0		AWAY		1- 0		0- 0		1- 0
0- 0	0- 0		0- 0		NEUTRAL		0- 0		0- 0		0- 0
2- 7	0- 2		0- 1		CONFERENCE		0- 2		0- 1		2- 1
1- 4	0- 1		0- 1		HOME		0- 1		0- 0		1- 1
1- 3	0- 1		0- 0		AWAY		0- 1		0- 1		1- 0
0- 0	0- 0		0- 0		NEUTRAL		0- 0		0- 0		0- 0

RPI	S	Opponent	Score	RPI	S	Opponent	Score	RPI	S	Opponent	Score	RPI	S	Opponent	Score	Team's RPI: 148
8	H	Syracuse	72 68	27	H	Purdue	53 64	72	A	Michigan	60 76	101	A	Nebraska	57 63	
9	H	Iowa	63 81					80	A	Boston College	77 69	172	A	Wisconsin	78 50	
21	A	Michigan St.	68 86					93	H	Ohio St.	55 65	172	H	Wisconsin	74 56	
												178	H	Rhode Island	91 71	
												180	H	Illinois	62 66	
												188	A	Xavier	78 53	
												219	H	Cornell	65 45	
												237	H	Air Force	67 50	
												261	H	San Diego	53 48	
												304	H	Incarnate Word	75 39	
												313	H	Coppin St.	84 52	
												325	H	New Hampshire	70 47	
												344	H	Ark.-Pine Bluff	84 42	

LAST 12 Division I GAMES:																
101	A	Nebraska	57 63	93	H	Ohio St.	55 65	27	H	Purdue	53 64	172	H	Wisconsin	74 56	
172	A	Wisconsin	78 50	172	H	Wisconsin	74 56	178	H	Rhode Island	91 71	313	H	Coppin St.	84 52	
9	H	Iowa	63 81	180	H	Illinois	62 66	80	A	Boston College	77 69					
21	A	Michigan St.	68 86													
72	A	Michigan	60 76													

Non-Div I Games:

Minnesota

Average RPI Win: 136		WON-LOST	WINNING	LAST 10	STRENGTH OF		OPP. STRENGTH	TEAM	ADJ.	CONF.	ADJ CONF.
Loss: 5		RECORD	PCT. RANK	GAMES	SCHEDULE		OF SCHEDULE	RPI	RPI	RPI	RPI
DIV. I ONLY		19- 1	2	9-1	47		40	10	10	5	5
DIV. I NON-CONF.		12- 1	11	0- 0	97		34	13	13	6	6
TOTALS		RPI 1-25	RPI 26-50		W-L RECORDS		RPI 51-100	RPI 101-150		RPI 150+	
19- 1	3- 1	2- 0		OVERALL		3- 0	3- 0		8- 0		
11- 0	3- 0	0- 0		HOME		1- 0	1- 0		6- 0		
8- 1	0- 1	2- 0		AWAY		2- 0	2- 0		2- 0		
0- 0	0- 0	0- 0		NEUTRAL		0- 0	0- 0		0- 0		
12- 1	1- 1	1- 0		NON-CONFERENCE		2- 0	2- 0		6- 0		
7- 0	1- 0	0- 0		HOME		1- 0	0- 0		5- 0		
5- 1	0- 1	1- 0		AWAY		1- 0	2- 0		1- 0		
0- 0	0- 0	0- 0		NEUTRAL		0- 0	0- 0		0- 0		
7- 0	2- 0	1- 0		CONFERENCE		1- 0	1- 0		2- 0		
4- 0	2- 0	0- 0		HOME		0- 0	1- 0		1- 0		
3- 0	0- 0	1- 0		AWAY		1- 0	0- 0		1- 0		
0- 0	0- 0	0- 0		NEUTRAL		0- 0	0- 0		0- 0		

RPI 1-25				Team's RPI : 10				RPI 26-50				RPI 51-100				RPI 101+			
RPI	S	Opponent	Score	RPI	S	Opponent	Score	RPI	S	Opponent	Score	RPI	S	Opponent	Score	RPI	S	Opponent	Score
5	A	Oregon	74 82	31	A	Texas	67 49	54	A	Auburn	85 59	103	A	Virginia	72 44				
12	H	Marquette	87 82	50	A	Arkansas	93 69	68	H	Lamar University	104 53	120	A	Washington	103 56				
20	H	South Carolina	89 74					77	A	Little Rock	98 63	130	H	Georgia	80 71				
22	H	Kentucky	86 71									175	A	Southern Miss.	86 42				
												197	H	Ole Miss	80 49				
												204	H	Southeast Mo. St.	88 53				
												208	A	Florida	90 42				
												238	H	Furman	106 41				
												253	H	Louisiana	104 36				
												306	H	Jackson St.	105 38				
												313	H	Coppin St.	110 38				
LAST 12 Division I GAMES:																			
20	H	South Carolina	89 74	197	H	Ole Miss	80 49												
54	A	Auburn	85 59	208	A	Florida	90 42												
130	H	Georgia	80 71	120	A	Washington	103 56												
22	H	Kentucky	86 71	5	A	Oregon	74 82												
50	A	Arkansas	93 69	175	A	Southern Miss.	86 42												
253	H	Louisiana	104 36	12	H	Marquette	87 82												

Non-Div I Games:

Mississippi St.

RPI 1-25				RPI 26-50				RPI 51-100				RPI 101+				Team's RPI: 317	
RPI	S	Opponent	Score	RPI	S	Opponent	Score	RPI	S	Opponent	Score	RPI	S	Opponent	Score		
								59	A	TCU	47	96	133	A	UT Martin	51	110
								71	A	Middle Tenn.	51	101	147	H	North Ala.	72	86
								94	N	Troy	54	75	175	A	Southern Miss.	60	67
													182	A	Southern U.	67	74
													186	A	Arkansas St.	57	60
													196	A	SMU	47	62
													201	H	Prairie View	65	75
													202	A	Nicholls St.	47	72
													227	H	Texas Southern	50	68
													239	H	Alabama St.	64	62
													294	A	La.-Monroe	65	72
													295	H	Alabama A&M	60	80
													300	A	Austin Peay	95	89
													344	A	Ark.-Pine Bluff	62	56
													350	A	Alcorn	63	73
LAST 12 Division I Games:																	
				182	A	Southern U.	67	74	227	H	Texas Southern	50	68				
				350	A	Alcorn	63	73	201	H	Prairie View	65	75				
				239	H	Alabama St.	64	62	147	H	North Ala.	72	86				
				295	H	Alabama A&M	60	80	186	A	Arkansas St.	57	60				
				344	A	Ark.-Pine Bluff	62	56	294	A	La.-Monroe	65	72				
				133	A	UT Martin	51	110	202	A	Nicholls St.	47	72				

Mi ssi ssi ppi Val .

Average RPI Win:	134	WON-LOST	WINNING	LAST 10	STRENGTH OF	OPP. STRENGTH	TEAM	ADJ.	CONF.	ADJ CONF.
Average RPI Loss:	72	RECORD	PCT. RANK	GAMES	SCHEDULE	OF SCHEDULE	RPI	RPI	RPI	RPI
DIV. I ONLY	16- 6	61	7-3	49	59	36	36	5	5	
DIV. I NON-CONF.	11- 3	56	1- 0	93	77	46	46	6	6	

TOTALS	RPI 1-25	RPI 26-50	W-L RECORDS	RPI 51-100	RPI 101-150	RPI 150+				
16- 6	0- 2	1- 1	OVERALL	5- 2	2- 0	8- 1				
9- 2	0- 0	1- 1	HOME	1- 1	2- 0	5- 0				
5- 3	0- 2	0- 0	AWAY	2- 0	0- 0	3- 1				
2- 1	0- 0	0- 0	NEUTRAL	2- 1	0- 0	0- 0				
11- 3	0- 0	0- 1	NON-CONFERENCE	3- 2	1- 0	7- 0				
5- 2	0- 0	0- 1	HOME	0- 1	1- 0	4- 0				
4- 0	0- 0	0- 0	AWAY	1- 0	0- 0	3- 0				
2- 1	0- 0	0- 0	NEUTRAL	2- 1	0- 0	0- 0				
5- 3	0- 2	1- 0	CONFERENCE	2- 0	1- 0	1- 1				
4- 0	0- 0	1- 0	HOME	1- 0	1- 0	1- 0				
1- 3	0- 2	0- 0	AWAY	1- 0	0- 0	0- 1				
0- 0	0- 0	0- 0	NEUTRAL	0- 0	0- 0	0- 0				

RPI 1-25				RPI 26-50				RPI 51-100				RPI 101+			
RPI	S	Opponent	Score	RPI	S	Opponent	Score	RPI	S	Opponent	Score	RPI	S	Opponent	Score
20	A	South Carolina	65 79	32	H	South Dakota	61 74	52	A	Tennessee	66 64	102	H	Missouri St.	65 61
22	A	Kentucky	41 52	50	H	Arkansas	71 53	54	H	Auburn	74 65	130	H	Georgia	61 35
								55	N	Duke	62 54	176	H	Texas St.	69 50
								60	A	West Virginia	68 51	180	A	Illinois	67 45
								67	N	Quinnipiac	65 51	186	H	Arkansas St.	70 50
								72	N	Michigan	54 70	195	H	UMKC	66 59
								75	H	Green Bay	49 56	197	H	Ole Miss	78 55
												200	A	Saint Louis	74 62
												207	H	SIUE	59 36
												208	A	Florida	56 58
												233	A	Western Ill.	89 64
LAST 12 Division I GAMES:															
54	H	Auburn	74 65	55	N	Duke	62 54	67	N	Quinnipiac	65 51	52	A	Tennessee	66 64
22	A	Kentucky	41 52	197	H	Ole Miss	78 55	186	H	Arkansas St.	70 50	180	A	Illinois	67 45
20	A	South Carolina	65 79												
130	H	Georgia	61 35												
208	A	Florida	56 58												
50	H	Arkansas	71 53												

Non-Div I Games:

Missouri

Average RPI Win:	195	WON-LOST	WINNING	LAST 10	STRENGTH OF	OPP. STRENGTH	TEAM	ADJ.	CONF.	ADJ CONF.
Average RPI Loss:	101	RECORD	PCT. RANK	GAMES	SCHEDULE	OF SCHEDULE	RPI	RPI	RPI	RPI
DIV. I ONLY	11- 7	112	10-0	100	150	102	102	12	12	
DIV. I NON-CONF.	4- 7	228	0- 0	62	48	157	157	14	14	

TOTALS	RPI 1-25	RPI 26-50	W-L RECORDS	RPI 51-100	RPI 101-150	RPI 150+				
11- 7	0- 1	0- 3	OVERALL	1- 0	1- 0	9- 3				
7- 2	0- 1	0- 1	HOME	1- 0	0- 0	6- 0				
2- 5	0- 0	0- 2	AWAY	0- 0	0- 0	2- 3				
2- 0	0- 0	0- 0	NEUTRAL	0- 0	1- 0	1- 0				
4- 7	0- 1	0- 3	NON-CONFERENCE	1- 0	1- 0	2- 3				
2- 2	0- 1	0- 1	HOME	1- 0	0- 0	1- 0				
0- 5	0- 0	0- 2	AWAY	0- 0	0- 0	0- 3				
2- 0	0- 0	0- 0	NEUTRAL	0- 0	1- 0	1- 0				
7- 0	0- 0	0- 0	CONFERENCE	0- 0	0- 0	7- 0				
5- 0	0- 0	0- 0	HOME	0- 0	0- 0	5- 0				
2- 0	0- 0	0- 0	AWAY	0- 0	0- 0	2- 0				
0- 0	0- 0	0- 0	NEUTRAL	0- 0	0- 0	0- 0				

RPI 1-25				RPI 26-50				RPI 51-100				RPI 101+ Team's RPI: 102			
RPI	S	Opponent	Score	RPI	S	Opponent	Score	RPI	S	Opponent	Score	RPI	S	Opponent	Score
13	H	Gonzaga	67 70	32	H	South Dakota	74 85	77	H	Little Rock	48 44	143	N	Louisiana Tech	82 70
				34	A	Indiana	74 98					151	A	Bradley	68 56
				36	A	Missouri	61 65					152	A	Santa Clara	73 77
												160	H	Southern Ill.	66 51
												166	H	Indiana St.	71 58
												183	A	North Texas	76 83
												191	A	Illinois St.	59 47
												194	H	Ball St.	74 54
												207	N	SIUE	68 65
												221	H	Loyola Chicago	84 49
												260	A	Wichita St.	60 63
												301	H	Valparaiso	108 63
												337	H	Evansville	88 66
LAST 12 Division I GAMES:															
191	A	Illinois St.	59 47	301	H	Valparaiso	108 63	221	H	Loyola Chicago	84 49	207	N	SIUE	68 65
151	A	Bradley	68 56	143	N	Louisiana Tech	82 70	13	H	Gonzaga	67 70	34	A	Indiana	74 98
160	H	Southern Ill.	66 51												
337	H	Evansville	88 66												
166	H	Indiana St.	71 58												
77	H	Little Rock	48 44												

Non-Div I Games:

Missouri St.

Average RPI Win:	246	WON-LOST	WINNING	LAST 10	STRENGTH OF	OPP. STRENGTH	TEAM	ADJ.	CONF.	ADJ CONF.
Average RPI Loss:	172	RECORD	PCT. RANK	GAMES	SCHEDULE	OF SCHEDULE	RPI	RPI	RPI	RPI
DIV. I ONLY	7- 11	236	4-6	213	247	245	245	27	27	
DIV. I NON-CONF.	4- 7	228	0- 0	218	219	240	240	28	28	

TOTALS	RPI 1-25	RPI 26-50	W-L RECORDS	RPI 51-100	RPI 101-150	RPI 150+				
7- 11	0- 0	0- 0	OVERALL	0- 4	0- 1	7- 6				
4- 5	0- 0	0- 0	HOME	0- 2	0- 0	4- 3				
3- 6	0- 0	0- 0	AWAY	0- 2	0- 1	3- 3				
0- 0	0- 0	0- 0	NEUTRAL	0- 0	0- 0	0- 0				
4- 7	0- 0	0- 0	NON-CONFERENCE	0- 3	0- 1	4- 3				
2- 3	0- 0	0- 0	HOME	0- 2	0- 0	2- 1				
2- 4	0- 0	0- 0	AWAY	0- 1	0- 1	2- 2				
0- 0	0- 0	0- 0	NEUTRAL	0- 0	0- 0	0- 0				
3- 4	0- 0	0- 0	CONFERENCE	0- 1	0- 0	3- 3				
2- 2	0- 0	0- 0	HOME	0- 0	0- 0	2- 2				
1- 2	0- 0	0- 0	AWAY	0- 1	0- 0	1- 1				
0- 0	0- 0	0- 0	NEUTRAL	0- 0	0- 0	0- 0				

RPI	S	Opponent	Score	RPI	S	Opponent	Score	RPI	S	Opponent	Score	RPI	S	Opponent	Score
51	H	Bucknell	32 70	67	A	Quinnipiac	38 67	79	A	Virginia Tech	49 82	81	H	Princeton	47 79
131	A	Lehigh	48 63	154	A	Marist	45 69	170	A	George Washington	55 51	223	H	Rider	43 55
224	A	Sacred Heart	55 50	225	H	Navy	68 67	231	A	East Carolina	67 73	236	H	Niagara	76 54
252	H	Siena	68 77	256	H	Albany (NY)	64 56	279	H	Canisius	67 61	299	H	Loyola Maryland	67 75
322	A	Lafayette	69 73	329	A	Lona	55 38								
LAST 12 Division I GAMES:															
252	H	Siena	68 77	236	H	Niagara	76 54	279	H	Canisius	67 61	225	H	Navy	68 67
154	A	Marist	45 69	279	H	Canisius	67 61	225	H	Navy	68 67	81	H	Princeton	47 79
67	A	Quinnipiac	38 67	225	H	Navy	68 67	81	H	Princeton	47 79	322	A	Lafayette	69 73
223	H	Rider	43 55	81	H	Princeton	47 79	322	A	Lafayette	69 73	170	A	George Washington	55 51
329	A	Lona	55 38	170	A	George Washington	55 51								
299	H	Loyola Maryland	67 75												

Non-Div I Games:

Monmouth

Average RPI	Win: 211	WON-LOST	WINNING	LAST 10	STRENGTH OF	OPP. STRENGTH	TEAM	ADJ.	CONF.	ADJ CONF.
Average RPI	Loss: 96	RECORD	PCT. RANK	GAMES	SCHEDULE	OF SCHEDULE	RPI	RPI	RPI	RPI
DIV. I ONLY	9- 8	146	6-4	125	133	141	141	16	16	
DIV. I NON-CONF.	4- 4	162	1- 0	37	76	76	76	12	12	

TOTALS	RPI 1-25	RPI 26-50	W-L RECORDS	RPI 51-100	RPI 101-150	RPI 150+				
9- 8	0- 1	0- 1	OVERALL	1- 2	2- 3	6- 1				
5- 3	0- 0	0- 1	HOME	1- 0	2- 1	2- 1				
3- 5	0- 1	0- 0	AWAY	0- 2	0- 2	3- 0				
1- 0	0- 0	0- 0	NEUTRAL	0- 0	0- 0	1- 0				
4- 4	0- 1	0- 1	NON-CONFERENCE	1- 1	1- 1	2- 0				
2- 1	0- 0	0- 1	HOME	1- 0	1- 0	0- 0				
1- 3	0- 1	0- 0	AWAY	0- 1	0- 1	1- 0				
1- 0	0- 0	0- 0	NEUTRAL	0- 0	0- 0	1- 0				
5- 4	0- 0	0- 0	CONFERENCE	0- 1	1- 2	4- 1				
3- 2	0- 0	0- 0	HOME	0- 0	1- 1	2- 1				
2- 2	0- 0	0- 0	AWAY	0- 1	0- 1	2- 0				
0- 0	0- 0	0- 0	NEUTRAL	0- 0	0- 0	0- 0				

RPI 1-25				RPI 26-50				RPI 51-100				RPI 101+ Team's RPI: 141			
RPI	S	Opponent	Score	RPI	S	Opponent	Score	RPI	S	Opponent	Score	RPI	S	Opponent	Score
13	A	Gonzaga	52 76	32	H	South Dakota	41 64	65	A	Arizona	51 100	107	H	Idaho	82 79
								74	H	UC Davis	62 56	111	H	Northern Ill.	86 70
								95	A	Idaho St.	34 50	113	H	Northern Colo.	62 73
												120	A	Washington	54 69
												140	A	Portland St.	60 78
												189	H	Eastern Wash.	62 68
												228	A	Sacramento St.	88 86
												240	H	Northern Ariz.	78 62
												241	N	Saint Francis (PA)	79 77
												248	H	Southern Utah	79 57
												308	A	Weber St.	72 60
												338	A	Grand Canyon	69 47

LAST 12 Division I GAMES:															
308	A	Weber St.	72 60	241	N	Saint Francis (PA)	79 77	74	H	UC Davis	62 56				
95	A	Idaho St.	34 50					228	A	Sacramento St.	88 86				
107	H	Idaho	82 79					248	H	Southern Utah	79 57				
113	H	Northern Colo.	62 73					240	H	Northern Ariz.	78 62				
189	H	Eastern Wash.	62 68					120	A	Washington	54 69				
140	A	Portland St.	60 78												

Non-Div I Games: Providence (MT) 90 45

Montana

Average RPI	Win: 232	WON-LOST	WINNING	LAST 10	STRENGTH OF	OPP. STRENGTH	TEAM	ADJ.	CONF.	ADJ CONF.
Average RPI	Loss: 84	RECORD	PCT. RANK	GAMES	SCHEDULE	OF SCHEDULE	RPI	RPI	RPI	RPI
DIV. I ONLY	9- 9	169	5-5	150	118	146	146	16	16	
DIV. I NON-CONF.	4- 5	190	1- 0	74	53	109	109	12	12	

TOTALS	RPI 1-25	RPI 26-50	W-L RECORDS	RPI 51-100	RPI 101-150	RPI 150+				
9- 9	0- 1	0- 1	OVERALL	0- 4	1- 2	8- 1				
4- 3	0- 0	0- 1	HOME	0- 0	0- 1	4- 1				
4- 6	0- 1	0- 0	AWAY	0- 4	1- 1	3- 0				
1- 0	0- 0	0- 0	NEUTRAL	0- 0	0- 0	1- 0				
4- 5	0- 1	0- 1	NON-CONFERENCE	0- 3	0- 0	4- 0				
2- 1	0- 0	0- 1	HOME	0- 0	0- 0	2- 0				
1- 4	0- 1	0- 0	AWAY	0- 3	0- 0	1- 0				
1- 0	0- 0	0- 0	NEUTRAL	0- 0	0- 0	1- 0				
5- 4	0- 0	0- 0	CONFERENCE	0- 1	1- 2	4- 1				
2- 2	0- 0	0- 0	HOME	0- 0	0- 1	2- 1				
3- 2	0- 0	0- 0	AWAY	0- 1	1- 1	2- 0				
0- 0	0- 0	0- 0	NEUTRAL	0- 0	0- 0	0- 0				

RPI 1-25				RPI 26-50				RPI 51-100				RPI 101+ Team's RPI: 146			
RPI	S	Opponent	Score	RPI	S	Opponent	Score	RPI	S	Opponent	Score	RPI	S	Opponent	Score
12	A	Marquette	52 100	35	H	South Dakota St.	67 88	58	A	Wyoming	58 66	107	H	Idaho	66 82
								59	A	TCU	49 71	113	A	Northern Colo.	79 66
								62	A	SFA	53 60	140	A	Portland St.	53 55
								95	A	Idaho St.	43 61	176	A	Texas St.	67 59
												185	N	Delaware	69 60
												189	H	Eastern Wash.	87 89
												228	A	Sacramento St.	69 53
												240	H	Northern Ariz.	80 70
												248	H	Southern Utah	69 64
												276	H	Long Beach St.	85 62
												308	A	Weber St.	66 59
												310	H	Omaha	59 56
LAST 12 Division I GAMES:															
308	A	Weber St.	66 59	176	A	Texas St.	67 59	58	A	Wyoming	58 66	107	H	Idaho	66 82
189	H	Eastern Wash.	87 89	95	A	Idaho St.	43 61	59	A	TCU	49 71	113	A	Northern Colo.	79 66
113	A	Northern Colo.	79 66	240	H	Northern Ariz.	80 70	62	A	SFA	53 60	140	A	Portland St.	53 55
107	H	Idaho	66 82	248	H	Southern Utah	69 64	95	A	Idaho St.	43 61	176	A	Texas St.	67 59
228	A	Sacramento St.	69 53	35	H	South Dakota St.	67 88					185	N	Delaware	69 60
140	A	Portland St.	53 55	310	H	Omaha	59 56					189	H	Eastern Wash.	87 89

Non-Div I Games: Carroll (MT) 64 48

Montana St.

Loss, Non-Conf, S Site, H Home A Away N Neutral

Average RPI Win:	246	WON-LOST	WINNING	LAST 10	STRENGTH OF	OPP. STRENGTH	TEAM	ADJ.	CONF.	ADJ CONF.
Average RPI Loss:	152	RECORD	PCT. RANK	GAMES	SCHEDULE	OF SCHEDULE	RPI	RPI	RPI	RPI
DIV. I ONLY	13- 6	75	7-3	232	306	132	132	21	21	
DIV. I NON-CONF.	7- 4	109	0- 0	277	309	168	168	20	20	

TOTALS	RPI 1-25	RPI 26-50	W-L RECORDS	RPI 51-100	RPI 101-150	RPI 150+				
13- 6	0- 2	0- 0	OVERALL	0- 1	3- 0	10- 3				
8- 1	0- 0	0- 0	HOME	0- 0	2- 0	6- 1				
5- 5	0- 2	0- 0	AWAY	0- 1	1- 0	4- 2				
0- 0	0- 0	0- 0	NEUTRAL	0- 0	0- 0	0- 0				
7- 4	0- 2	0- 0	NON-CONFERENCE	0- 0	1- 0	6- 2				
4- 1	0- 0	0- 0	HOME	0- 0	0- 0	4- 1				
3- 3	0- 2	0- 0	AWAY	0- 0	1- 0	2- 1				
0- 0	0- 0	0- 0	NEUTRAL	0- 0	0- 0	0- 0				
6- 2	0- 0	0- 0	CONFERENCE	0- 1	2- 0	4- 1				
4- 0	0- 0	0- 0	HOME	0- 0	2- 0	2- 0				
2- 2	0- 0	0- 0	AWAY	0- 1	0- 0	2- 1				
0- 0	0- 0	0- 0	NEUTRAL	0- 0	0- 0	0- 0				

RPI 1-25				RPI 26-50				RPI 51-100				RPI 101+ Team's RPI: 132			
RPI	S	Opponent	Score	RPI	S	Opponent	Score	RPI	S	Opponent	Score	RPI	S	Opponent	Score
2	A	Bayl or	58 96					70	A	Bel mont	50 77	123	H	Tennessee Tech	77 56
22	A	Kentucky	57 87									126	A	Radford	79 72
												133	H	UT Martin	85 75
												203	H	Jacksonville St.	66 55
												204	H	Southeast Mo. St.	82 54
												235	A	Gardner-Webb	84 69
												241	A	Saint Francis (PA)	83 89
												264	A	N. C. A&T	72 67
												275	H	St. Francis Brooklyn	94 101
												290	A	Tennessee St.	85 62
												300	A	Austin Peay	80 81
												301	H	Valparaiso	68 62
												303	A	Murray St.	83 61
												331	H	Lipscomb	79 44
												337	H	Evansville	85 63
												346	H	Chicago St.	104 68

LAST 12 Division I GAMES:															
133	H	UT Martin	85 75	203	H	Jacksonville St.	66 55								
204	H	Southeast Mo. St.	82 54	123	H	Tennessee Tech	77 56								
290	A	Tennessee St.	85 62	331	H	Lipscomb	79 44								
70	A	Belmont	50 77	241	A	Saint Francis (PA)	83 89								
300	A	Austin Peay	80 81	126	A	Radford	79 72								
303	A	Murray St.	83 61	2	A	Bayl or	58 96								

Non-Div I Games: Alice Lloyd 121 56 Ky. Christian 119 28

Morehead St.

Average RPI Win:	325	WON-LOST	WINNING	LAST 10	STRENGTH OF	OPP. STRENGTH	TEAM	ADJ.	CONF.	ADJ CONF.
Average RPI Loss:	178	RECORD	PCT. RANK	GAMES	SCHEDULE	OF SCHEDULE	RPI	RPI	RPI	RPI
DIV. I ONLY	5- 15	294	5-5	260	332	321	321	32	32	
DIV. I NON-CONF.	1- 11	335	0- 1	166	208	322	322	32	32	

TOTALS	RPI 1-25	RPI 26-50	W-L RECORDS	RPI 51-100	RPI 101-150	RPI 150+				
5- 15	0- 1	0- 0	OVERALL	0- 4	0- 2	5- 8				
4- 4	0- 0	0- 0	HOME	0- 0	0- 0	4- 4				
1- 8	0- 0	0- 0	AWAY	0- 4	0- 1	1- 3				
0- 3	0- 1	0- 0	NEUTRAL	0- 0	0- 1	0- 1				
1- 11	0- 1	0- 0	NON-CONFERENCE	0- 4	0- 2	1- 4				
1- 2	0- 0	0- 0	HOME	0- 0	0- 0	1- 2				
0- 6	0- 0	0- 0	AWAY	0- 4	0- 1	0- 1				
0- 3	0- 1	0- 0	NEUTRAL	0- 0	0- 1	0- 1				
4- 4	0- 0	0- 0	CONFERENCE	0- 0	0- 0	4- 4				
3- 2	0- 0	0- 0	HOME	0- 0	0- 0	3- 2				
1- 2	0- 0	0- 0	AWAY	0- 0	0- 0	1- 2				
0- 0	0- 0	0- 0	NEUTRAL	0- 0	0- 0	0- 0				

RPI 1-25				RPI 26-50				RPI 51-100				RPI 101+				Team's RPI: 321
RPI	S	Opponent	Score	RPI	S	Opponent	Score	RPI	S	Opponent	Score	RPI	S	Opponent	Score	
18	N	Maryland	44 68					60	A	West Virginia	37 72	121	A	Western Ky.	43 90	
								62	A	SFA	42 69	130	N	Georgia	33 60	
								72	A	Michigan	47 70	181	H	UMES	68 73	
								91	A	Hartford	59 80	236	N	Niagara	57 67	
												242	A	Howard	56 79	
												264	A	N. C. A&T	29 62	
												265	H	Bethune-Cookman	69 73	
												293	H	South Carolina St.	62 51	
												296	H	Central Conn. St.	36 60	
												297	H	UMass Lowell	61 49	
												314	H	UMBC	68 73	
												320	A	FIU	50 59	
												343	H	Savannah St.	63 47	
												345	A	N. C. Central	65 62	
												349	H	Florida A&M	75 71	

LAST 12 Division I GAMES:																
265	H	Bethune-Cookman	69 73	236	N	Niagara	57 67									
345	A	N. C. Central	65 62	349	H	Florida A&M	75 71									
264	A	N. C. A&T	29 62	181	H	UMES	68 73									
242	A	Howard	56 79	297	H	UMass Lowell	61 49									
293	H	South Carolina St.	62 51	314	H	UMBC	68 73									
343	H	Savannah St.	63 47	60	A	West Virginia	37 72									

Non-Div I Games: Washington Adventist 60 43 Lincoln (PA) 46 51

Morgan St.

Loss, Non-Conf, S Site, H Home A Away N Neutral

Average RPI Win:

262

Average RPI Loss:

199

WON-LOST
RECORDWINNING
PCT. RANKLAST 10
GAMESSTRENGTH OF
SCHEDULEOPP. STRENGTH
OF SCHEDULETEAM
RPIADJ.
RPICONF.
RPIADJ CONF.
RPI

DIV. I ONLY	9- 9	169	5-5	309	331	230	230	31	31
DIV. I NON-CONF.	5- 5	162	0- 0	178	269	155	155	31	31

TOTALS	RPI 1-25	RPI 26-50	W-L RECORDS	RPI 51-100	RPI 101-150	RPI 150+			
9- 9	0- 0	0- 0	OVERALL	0- 2	2- 0	7- 7			
5- 2	0- 0	0- 0	HOME	0- 0	2- 0	3- 2			
4- 7	0- 0	0- 0	AWAY	0- 2	0- 0	4- 5			
0- 0	0- 0	0- 0	NEUTRAL	0- 0	0- 0	0- 0			
5- 5	0- 0	0- 0	NON-CONFERENCE	0- 2	2- 0	3- 3			
2- 1	0- 0	0- 0	HOME	0- 0	2- 0	0- 1			
3- 4	0- 0	0- 0	AWAY	0- 2	0- 0	3- 2			
0- 0	0- 0	0- 0	NEUTRAL	0- 0	0- 0	0- 0			
4- 4	0- 0	0- 0	CONFERENCE	0- 0	0- 0	4- 4			
3- 1	0- 0	0- 0	HOME	0- 0	0- 0	3- 1			
1- 3	0- 0	0- 0	AWAY	0- 0	0- 0	1- 3			
0- 0	0- 0	0- 0	NEUTRAL	0- 0	0- 0	0- 0			

RPI 1-25				RPI 26-50				RPI 51-100				RPI 101+ Team's RPI: 230			
RPI	S	Opponent	Score	RPI	S	Opponent	Score	RPI	S	Opponent	Score	RPI	S	Opponent	Score
								72	A	Michigan	40 88	118	H	Towson	87 78
								79	A	Virginia Tech	51 83	126	H	Radford	89 77
												161	A	Duquesne	64 73
												181	H	UMES	73 86
												222	A	Robert Morris	58 70
												223	A	Rider	67 85
												235	A	Gardner-Webb	69 62
												241	A	Saint Francis (PA)	66 68
												275	H	St. Francis Brooklyn	78 75
												289	H	Bryant	68 73
												296	H	Central Conn. St.	84 53
												299	A	Loyola Maryland	77 67
												314	A	UMBC	65 52
												324	A	Wagner	76 92
												342	A	Fairleigh Dickinson	63 47
												351	H	LIU Brooklyn	61 45
LAST 12 Division I GAMES:															
				342	A	Fairleigh Dickinson	63 47					275	H	St. Francis Brooklyn	78 75
				324	A	Wagner	76 92					351	H	LIU Brooklyn	61 45
				296	H	Central Conn. St.	84 53					126	H	Radford	89 77
				289	H	Bryant	68 73					181	H	UMES	73 86
				241	A	Saint Francis (PA)	66 68					79	A	Virginia Tech	51 83
				222	A	Robert Morris	58 70					314	A	UMBC	65 52

Non-Div I Games: Washington Col. 74 50

Mt. St. Mary's

Average RPI Win:	296	WON-LOST	WINNING	LAST 10	STRENGTH OF	OPP. STRENGTH	TEAM	ADJ.	CONF.	ADJ CONF.
Average RPI Loss:	157	RECORD	PCT. RANK	GAMES	SCHEDULE	OF SCHEDULE	RPI	RPI	RPI	RPI
DIV. I ONLY	4- 13	300	2-8	259	189	303	303	21	21	
DIV. I NON-CONF.	2- 7	288	0- 0	220	173	304	304	20	20	

TOTALS	RPI 1-25	RPI 26-50	W-L RECORDS	RPI 51-100	RPI 101-150	RPI 150+				
4- 13	0- 1	0- 1	OVERALL	0- 2	0- 2	4- 7				
3- 5	0- 0	0- 0	HOME	0- 1	0- 1	3- 3				
1- 8	0- 1	0- 1	AWAY	0- 1	0- 1	1- 4				
0- 0	0- 0	0- 0	NEUTRAL	0- 0	0- 0	0- 0				
2- 7	0- 1	0- 1	NON-CONFERENCE	0- 1	0- 0	2- 4				
2- 2	0- 0	0- 0	HOME	0- 0	0- 0	2- 2				
0- 5	0- 1	0- 1	AWAY	0- 1	0- 0	0- 2				
0- 0	0- 0	0- 0	NEUTRAL	0- 0	0- 0	0- 0				
2- 6	0- 0	0- 0	CONFERENCE	0- 1	0- 2	2- 3				
1- 3	0- 0	0- 0	HOME	0- 1	0- 1	1- 1				
1- 3	0- 0	0- 0	AWAY	0- 0	0- 1	1- 2				
0- 0	0- 0	0- 0	NEUTRAL	0- 0	0- 0	0- 0				

RPI 1-25				RPI 26-50				RPI 51-100				RPI 101+				Team's RPI: 303
RPI	S	Opponent	Score	RPI	S	Opponent	Score	RPI	S	Opponent	Score	RPI	S	Opponent	Score	
22	A	Kentucky	49 88	45	A	Butler	65 86	52	A	Tennessee	77 98	132	H	Morehead St.	61 83	
								70	H	Bel mont	58 65	133	A	UT Martin	67 75	
												160	H	Southern Ill.	59 65	
												180	A	Illinois	52 84	
												186	A	Arkansas St.	63 74	
												204	A	Southeast Mo. St.	64 59	
												207	A	SIUE	54 71	
												268	A	Eastern Ill.	67 75	
												290	H	Tennessee St.	61 65	
												295	H	Al abama A&M	53 59	
												311	H	Eastern Ky.	81 63	
												331	H	Li pscomb	97 61	
												337	H	Evansvi lle	81 53	

LAST 12 Division I GAMES:																
207	A	SIUE	54 71	290	H	Tennessee St.	61 65									
268	A	Eastern Ill.	67 75	70	H	Bel mont	58 65									
204	A	Southeast Mo. St.	64 59	52	A	Tennessee	77 98									
133	A	UT Martin	67 75	22	A	Kentucky	49 88									
311	H	Eastern Ky.	81 63	160	H	Southern Ill.	59 65									
132	H	Morehead St.	61 83	180	A	Illinois	52 84									

Non-Div I Games: Oakland City 113 55 Bethel (TN) 86 50

Murray St.

Average RPI Win: 302

Average RPI Loss: 152

WON-LOST
RECORDWINNING
PCT. RANKLAST 10
GAMESSTRENGTH OF
SCHEDULEOPP. STRENGTH
OF SCHEDULETEAM
RPIADJ.
RPICONF.
RPIADJ CONF.
RPIDIV. I ONLY
DIV. I NON-CONF.8- 9
2- 9190
2977-3
0- 1333
281235
133264
302264
30232
3232
32

TOTALS

RPI 1-25

RPI 26-50

W-L RECORDS

RPI 51-100

RPI 101-150

RPI 150+

8- 9
2- 3
6- 4
0- 20- 0
0- 0
0- 0
0- 00- 0
0- 0
0- 0
0- 0OVERALL
HOME
AWAY
NEUTRAL0- 1
0- 0
0- 0
0- 10- 4
0- 2
0- 1
0- 18- 4
2- 1
6- 3
0- 02- 9
0- 3
2- 4
0- 20- 0
0- 0
0- 0
0- 00- 0
0- 0
0- 0
0- 0NON-CONFERENCE
HOME
AWAY
NEUTRAL0- 1
0- 0
0- 0
0- 10- 4
0- 2
0- 1
0- 12- 4
0- 1
2- 3
0- 06- 0
2- 0
4- 0
0- 00- 0
0- 0
0- 0
0- 00- 0
0- 0
0- 0
0- 0CONFERENCE
HOME
AWAY
NEUTRAL0- 0
0- 0
0- 0
0- 00- 0
0- 0
0- 0
0- 06- 0
2- 0
4- 0
0- 0

RPI 1-25

RPI S Opponent Score

RPI 26-50

RPI S Opponent Score

RPI 51-100

RPI S Opponent Score

RPI 101+

Team's RPI: 264

RPI	S	Opponent	Score
103	A	Virginia	57 67
106	N	Yale	49 59
132	H	Morehead St.	67 72
134	H	VCU	48 54
155	H	Akron	36 49
181	A	UMES	51 49
190	A	Elon	64 73
225	A	Navy	49 72
257	A	ETSU	56 61
281	A	Fla. Atlantic	67 65
293	A	South Carolina St.	58 44
313	H	Coppin St.	66 42
321	H	Morgan St.	62 29
333	A	Western Caro.	69 51
345	A	N.C. Central	52 49
347	A	Delaware St.	67 47

LAST 12 Division I GAMES:

313	H	Coppin St.	66 42	106	N	Yale	49 59
321	H	Morgan St.	62 29	345	A	N.C. Central	52 49
181	A	UMES	51 49	134	H	VCU	48 54
347	A	Delaware St.	67 47	190	A	Elon	64 73
293	A	South Carolina St.	58 44	257	A	ETSU	56 61
281	A	Fla. Atlantic	67 65	333	A	Western Caro.	69 51

Non-Div I Games:

Winston-Salem

60 56

Johnson C. Smith

50 53

N. C. A&T

Loss,
Non-Conf,
S Site,
H Home
A Away
N Neutral

Average RPI Win:	312	WON-LOST	WINNING	LAST 10	STRENGTH OF	OPP. STRENGTH	TEAM	ADJ.	CONF.	ADJ CONF.
Average RPI Loss:	222	RECORD	PCT. RANK	GAMES	SCHEDULE	OF SCHEDULE	RPI	RPI	RPI	RPI
DIV. I ONLY	4- 15	313	3-7	344	326	345	345	32	32	
DIV. I NON-CONF.	2- 10	311	0- 0	298	279	342	342	32	32	

TOTALS	RPI 1-25	RPI 26-50	W-L RECORDS	RPI 51-100	RPI 101-150	RPI 150+				
4- 15	0- 1	0- 0	OVERALL	0- 0	0- 2	4- 12				
3- 7	0- 0	0- 0	HOME	0- 0	0- 1	3- 6				
1- 7	0- 1	0- 0	AWAY	0- 0	0- 1	1- 5				
0- 1	0- 0	0- 0	NEUTRAL	0- 0	0- 0	0- 1				
2- 10	0- 1	0- 0	NON-CONFERENCE	0- 0	0- 2	2- 7				
2- 4	0- 0	0- 0	HOME	0- 0	0- 1	2- 3				
0- 5	0- 1	0- 0	AWAY	0- 0	0- 1	0- 3				
0- 1	0- 0	0- 0	NEUTRAL	0- 0	0- 0	0- 1				
2- 5	0- 0	0- 0	CONFERENCE	0- 0	0- 0	2- 5				
1- 3	0- 0	0- 0	HOME	0- 0	0- 0	1- 3				
1- 2	0- 0	0- 0	AWAY	0- 0	0- 0	1- 2				
0- 0	0- 0	0- 0	NEUTRAL	0- 0	0- 0	0- 0				

RPI 1-25				RPI 26-50				RPI 51-100				RPI 101+ Team's RPI: 345			
RPI	S	Opponent	Score	RPI	S	Opponent	Score	RPI	S	Opponent	Score	RPI	S	Opponent	Score
9	A	Iowa	39 106									136	H	UNCW	82 89
												142	A	High Point	69 80
												159	A	Georgia St.	54 65
												181	A	UMES	49 59
												190	H	Elon	54 83
												205	H	Coastal Caro.	66 89
												217	A	Memphis	56 77
												264	H	N. C. A&T	49 52
												265	H	Bethune-Cookman	50 67
												277	H	Wofford	66 59
												278	A	Winthrop	41 66
												282	N	Kennesaw St.	54 78
												313	H	Coppin St.	62 57
												316	H	UNC Greensboro	66 57
												321	H	Morgan St.	62 65
												341	H	USC Upstate	63 82
												343	A	Savannah St.	71 67
												347	A	Delaware St.	61 71

LAST 12 Division I GAMES:															
321	H	Morgan St.	62 65	343	A	Savannah St.	71 67								
313	H	Coppin St.	62 57	264	H	N. C. A&T	49 52								
347	A	Delaware St.	61 71	282	N	Kennesaw St.	54 78								
181	A	UMES	49 59	159	A	Georgia St.	54 65								
265	H	Bethune-Cookman	50 67	277	H	Wofford	66 59								
217	A	Memphis	56 77	316	H	UNC Greensboro	66 57								

Non-Div I Games: Wilberforce 55 49

N. C. Central

Loss,
Non-Conf, S Site,
H Home
A Away
N Neutral

N
C
S
t
a
t
e

NC State				Through Games Of Jan. 28, 2019								
Average RPI	Win:	94	WON-LOST	WINNING	LAST 10	STRENGTH OF	OPP. STRENGTH	TEAM	ADJ.	CONF.	ADJ CONF.	
Average RPI	Loss:	0	RECORD	PCT. RANK	GAMES	SCHEDULE	OF SCHEDULE	RPI	RPI	RPI	RPI	
DIV. I ONLY			20- 0	1	10-0	39	7	6	6	1	1	
DIV. I NON-CONF.			13- 0	1	0- 0	44	24	8	8	1	1	

TOTALS	RPI 1-25		RPI 26-50		W-L RECORDS	RPI 51-100		RPI 101-150		RPI 150+		
20- 0	1- 0		2- 0		OVERALL	9- 0		5- 0		3- 0		
13- 0	0- 0		1- 0		HOME	7- 0		3- 0		2- 0		
5- 0	0- 0		1- 0		AWAY	2- 0		2- 0		0- 0		
2- 0	1- 0		0- 0		NEUTRAL	0- 0		0- 0		1- 0		
13- 0	1- 0		0- 0		NON-CONFERENCE	6- 0		3- 0		3- 0		
9- 0	0- 0		0- 0		HOME	5- 0		2- 0		2- 0		
2- 0	0- 0		0- 0		AWAY	1- 0		1- 0		0- 0		
2- 0	1- 0		0- 0		NEUTRAL	0- 0		0- 0		1- 0		
7- 0	0- 0		2- 0		CONFERENCE	3- 0		2- 0		0- 0		
4- 0	0- 0		1- 0		HOME	2- 0		1- 0		0- 0		
3- 0	0- 0		1- 0		AWAY	1- 0		1- 0		0- 0		
0- 0	0- 0		0- 0		NEUTRAL	0- 0		0- 0		0- 0		

RPI 1-25		Team's RPI: 6		RPI 26-50			RPI 51-100			RPI 101+		
RPI	S	Opponent	Score	RPI	S	Opponent	Score	RPI	S	Opponent	Score	
21	N	Michigan St.	78 74	39	A	Georgia Tech	68 60	55	H	Duke	63 51	
				40	H	Clemson	54 51	63	H	Maine	84 46	
								66	H	Old Dominion	85 56	
								70	H	Belmont	77 62	
								72	H	Michigan	66 55	
								79	H	Virginia Tech	70 61	
								80	A	Boston College	85 69	
								89	H	Kent St.	78 61	
								100	A	Georgetown	76 65	

N
C
S
t
a
t
e

Non-Di v I Games:

NC State

Average RPI Win:	306	WON-LOST	WINNING	LAST 10	STRENGTH OF	OPP. STRENGTH	TEAM	ADJ.	CONF.	ADJ CONF.
Average RPI Loss:	192	RECORD	PCT. RANK	GAMES	SCHEDULE	OF SCHEDULE	RPI	RPI	RPI	RPI
DIV. I ONLY	5- 14	287	4-6	266	333	312	312	24	24	
DIV. I NON-CONF.	3- 10	278	0- 0	287	336	313	313	26	26	

TOTALS	RPI 1-25	RPI 26-50	W-L RECORDS	RPI 51-100	RPI 101-150	RPI 150+				
5- 14	0- 0	0- 0	OVERALL	0- 4	0- 2	5- 8				
3- 6	0- 0	0- 0	HOME	0- 2	0- 1	3- 3				
2- 8	0- 0	0- 0	AWAY	0- 2	0- 1	2- 5				
0- 0	0- 0	0- 0	NEUTRAL	0- 0	0- 0	0- 0				
3- 10	0- 0	0- 0	NON-CONFERENCE	0- 4	0- 0	3- 6				
1- 4	0- 0	0- 0	HOME	0- 2	0- 0	1- 2				
2- 6	0- 0	0- 0	AWAY	0- 2	0- 0	2- 4				
0- 0	0- 0	0- 0	NEUTRAL	0- 0	0- 0	0- 0				
2- 4	0- 0	0- 0	CONFERENCE	0- 0	0- 2	2- 2				
2- 2	0- 0	0- 0	HOME	0- 0	0- 1	2- 1				
0- 2	0- 0	0- 0	AWAY	0- 0	0- 1	0- 1				
0- 0	0- 0	0- 0	NEUTRAL	0- 0	0- 0	0- 0				

RPI 1-25				RPI 26-50				RPI 51-100				RPI 101+ Team's RPI: 312			
RPI	S	Opponent	Score	RPI	S	Opponent	Score	RPI	S	Opponent	Score	RPI	S	Opponent	Score
								60	A	West Virginia	50 95	147	A	North Ala.	60 72
								89	H	Kent St.	40 57	147	H	North Ala.	54 77
								91	H	Hartford	53 84	204	H	Southeast Mo. St.	58 68
								92	A	Penn	42 85	211	H	Jacksonville	56 61
												223	A	Rider	46 67
												232	A	Colgate	71 53
												242	A	Howard	57 77
												262	A	Stetson	48 74
												274	H	Vermont	63 71
												282	H	Kennesaw St.	66 60
												305	A	Saint Peter's	57 70
												331	H	Lipscomb	80 67
												333	H	Western Caro.	79 71
												342	A	Fairleigh Dickinson	43 64
												351	A	LIU Brooklyn	72 51

LAST 12 Division I GAMES:															
211	H	Jacksonville	56 61	147	H	North Ala.	54 77								
331	H	Lipscomb	80 67	262	A	Stetson	48 74								
147	A	North Ala.	60 72	232	A	Colgate	71 53								
282	H	Kennesaw St.	66 60	351	A	LIU Brooklyn	72 51								
91	H	Hartford	53 84	274	H	Vermont	63 71								
89	H	Kent St.	40 57	223	A	Rider	46 67								

Non-Div I Games:

NJIT

Average RPI	Win:	170	WON-LOST	WINNING	LAST 10	STRENGTH OF	OPP. STRENGTH	TEAM	ADJ.	CONF.	ADJ CONF.
Average RPI	Loss:	51	RECORD	PCT. RANK	GAMES	SCHEDULE	OF SCHEDULE	RPI	RPI	RPI	RPI
DIV. I ONLY		9- 11	197	4-6	31	41	101	101	4	4	
DIV. I NON-CONF.		5- 6	177	0- 0	69	46	121	121	5	5	

TOTALS	RPI 1-25		RPI 26-50		W-L RECORDS		RPI 51-100		RPI 101-150		RPI 150+
9- 11	0- 5		0- 2		OVERALL		3- 2		2- 1		4- 1
6- 4	0- 3		0- 0		HOME		2- 1		1- 0		3- 0
2- 7	0- 2		0- 2		AWAY		1- 1		0- 1		1- 1
1- 0	0- 0		0- 0		NEUTRAL		0- 0		1- 0		0- 0
5- 6	0- 2		0- 2		NON-CONFERENCE		1- 1		1- 1		3- 0
4- 1	0- 1		0- 0		HOME		1- 0		0- 0		3- 0
0- 5	0- 1		0- 2		AWAY		0- 1		0- 1		0- 0
1- 0	0- 0		0- 0		NEUTRAL		0- 0		1- 0		0- 0
4- 5	0- 3		0- 0		CONFERENCE		2- 1		1- 0		1- 1
2- 3	0- 2		0- 0		HOME		1- 1		1- 0		0- 0
2- 2	0- 1		0- 0		AWAY		1- 0		0- 0		1- 1
0- 0	0- 0		0- 0		NEUTRAL		0- 0		0- 0		0- 0

RPI	S	Opponent	Score	RPI	S	Opponent	Score	RPI	S	Opponent	Score	RPI	S	Opponent	Score	Team's RPI: 101
4	A	Louisville	68 85	26	A	Miami (FL)	68 82	64	H	Northwestern	54 58	105	A	Washington St.	84 87	
9	A	Iowa	71 77	50	A	Arkansas	80 84	72	H	Michigan	70 56	126	N	Radford	77 39	
14	H	Rutgers	56 62					76	H	Kansas	58 52	148	H	Minnesota	63 57	
16	H	Drake	77 83					83	A	Creighton	65 74	165	H	Denver	96 71	
18	H	Maryland	63 81					93	A	Ohio St.	78 69	172	A	Wisconsin	69 70	
												180	A	Illinois	77 67	
												328	H	San Jose St.	96 63	
												341	H	USC Upstate	87 64	

LAST 12 Division I GAMES:																
148	H	Minnesota	63 57	172	A	Wisconsin	69 70									
180	A	Illinois	77 67	64	H	Northwestern	54 58									
14	H	Rutgers	56 62	72	H	Michigan	70 56									
18	H	Maryland	63 81	50	A	Arkansas	80 84									
9	A	Iowa	71 77	165	H	Denver	96 71									
93	A	Ohio St.	78 69	328	H	San Jose St.	96 63									

Non-Div I Games:

Nebraska

Average RPI Win: 280

Average RPI Loss: 112

WON-LOST
RECORDWINNING
PCT. RANKLAST 10
GAMESSTRENGTH OF
SCHEDULEOPP. STRENGTH
OF SCHEDULETEAM
RPIADJ.
RPICONF.
RPIADJ CONF.
RPIDIV. I ONLY
DIV. I NON-CONF.5- 12
3- 7275
2564-6
0- 1178
192129
87255
268255
26814
1314
13

TOTALS

RPI 1-25

RPI 26-50

W-L RECORDS

RPI 51-100

RPI 101-150

RPI 150+

5- 12

0- 0

0- 3

OVERALL

0- 2

0- 3

5- 4

2- 7

0- 0

0- 3

HOME

0- 1

0- 2

2- 1

3- 3

0- 0

0- 0

AWAY

0- 0

0- 0

3- 3

0- 2

0- 0

0- 0

NEUTRAL

0- 1

0- 1

0- 0

3- 7

0- 0

0- 2

NON-CONFERENCE

0- 1

0- 2

3- 2

2- 4

0- 0

0- 2

HOME

0- 0

0- 1

2- 1

1- 1

0- 0

0- 0

AWAY

0- 0

0- 0

1- 1

0- 2

0- 0

0- 0

NEUTRAL

0- 1

0- 1

0- 0

2- 5

0- 0

0- 1

CONFERENCE

0- 1

0- 1

2- 2

0- 3

0- 0

0- 1

HOME

0- 1

0- 1

0- 0

2- 2

0- 0

0- 0

AWAY

0- 0

0- 0

2- 2

0- 0

0- 0

0- 0

NEUTRAL

0- 0

0- 0

0- 0

RPI 1-25

RPI 26-50

RPI 51-100

RPI 101+

Team's RPI: 255

RPI S Opponent Score

RPI S Opponent Score

RPI S Opponent Score

RPI S Opponent Score

29 H Utah 52 74

44 H New Mexico 64 66

49 H Southern California 51 72

61 H Boise St. 74 75

74 N UC Davis 68 84

111 N Northern Ill. 69 98

125 H Fresno St. 63 79

139 H Colorado 52 65

152 A Santa Clara 48 56

158 A Utah St. 76 79

162 H Texas Tech 67 86

213 A Colorado St. 62 38

237 A Air Force 74 79

246 H Hawaii 79 78

276 A Long Beach St. 76 67

328 A San Jose St. 52 49

339 H Seattle U 67 54

LAST 12 Division I GAMES:

237 A Air Force 74 79

61 H Boise St. 74 75

125 H Fresno St. 63 79

328 A San Jose St. 52 49

44 H New Mexico 64 66

158 A Utah St. 76 79

111 N Northern Ill. 69 98

213 A Colorado St. 62 38

246 H Hawaii 79 78

339 H Seattle U 67 54

162 H Texas Tech 67 86

74 N UC Davis 68 84

Non-Div I Games: Stanislaus St. 75 52

Nevada

Loss, Non-Conf, S Site, H Home A Away N Neutral

Average RPI Win:

265

WON-LOST

WINNING

LAST 10

STRENGTH OF

OPP. STRENGTH

TEAM

ADJ.

CONF.

ADJ CONF.

Average RPI Loss:

191

RECORD

PCT. RANK

GAMES

SCHEDULE

OF SCHEDULE

RPI

RPI

RPI

RPI

DIV. I ONLY	3- 16	324	1-9	240	283	325	325	23	23
DIV. I NON-CONF.	2- 10	311	0- 0	244	307	331	331	24	24
<hr/>									
TOTALS	RPI 1-25	RPI 26-50	W-L RECORDS	RPI 51-100	RPI 101-150	RPI 150+			
3- 16	0- 0	0- 0	OVERALL	0- 4	0- 2	3- 10			
2- 6	0- 0	0- 0	HOME	0- 2	0- 0	2- 4			
1- 10	0- 0	0- 0	AWAY	0- 2	0- 2	1- 6			
0- 0	0- 0	0- 0	NEUTRAL	0- 0	0- 0	0- 0			
2- 10	0- 0	0- 0	NON-CONFERENCE	0- 2	0- 2	2- 6			
2- 3	0- 0	0- 0	HOME	0- 1	0- 0	2- 2			
0- 7	0- 0	0- 0	AWAY	0- 1	0- 2	0- 4			
0- 0	0- 0	0- 0	NEUTRAL	0- 0	0- 0	0- 0			
1- 6	0- 0	0- 0	CONFERENCE	0- 2	0- 0	1- 4			
0- 3	0- 0	0- 0	HOME	0- 1	0- 0	0- 2			
1- 3	0- 0	0- 0	AWAY	0- 1	0- 0	1- 2			
0- 0	0- 0	0- 0	NEUTRAL	0- 0	0- 0	0- 0			

RPI 1-25				RPI 26-50				RPI 51-100				RPI 101+				Team's RPI: 325
RPI	S	Opponent	Score	RPI	S	Opponent	Score	RPI	S	Opponent	Score	RPI	S	Opponent	Score	
								63	A	Maine	46 67	148	A	Minnesota	47 70	
								69	A	Northeastern	54 69	150	A	South Fla.	36 79	
								81	H	Princeton	42 90	163	H	Stony Brook	63 82	
								91	H	Hartford	48 66	168	A	Boston U.	39 60	
												206	A	Brown	70 76	
												209	H	Holy Cross	74 62	
												224	H	Sacred Heart	60 71	
												244	H	Binghamton	62 71	
												254	H	Dartmouth	42 62	
												274	A	Vermont	60 69	
												289	H	Bryant	79 74	
												296	A	Central Conn. St.	47 56	
												297	A	UMass Lowell	56 53	
												307	A	North Dakota St.	51 56	
												314	A	UMBC	62 64	
<hr/>																
LAST 12 Division I GAMES:																
				274	A	Vermont	60 69	314	A	UMBC	62 64					
				163	H	Stony Brook	63 82	91	H	Hartford	48 66					
				297	A	UMass Lowell	56 53	254	H	Dartmouth	42 62					
				244	H	Binghamton	62 71	296	A	Central Conn. St.	47 56					
				63	A	Maine	46 67	209	H	Holy Cross	74 62					
				81	H	Princeton	42 90	150	A	South Fla.	36 79					

Non-Div I Games: U New England 68 44

New Hampshire

■ Loss,
 ■ Non-Conf,
 ■ S Site,
 ■ H Home
 ■ A Away
 N Neutral

Average RPI Win:	176	WON-LOST	WINNING	LAST 10	STRENGTH OF	OPP. STRENGTH	TEAM	ADJ.	CONF.	ADJ CONF.
Average RPI Loss:	132	RECORD	PCT. RANK	GAMES	SCHEDULE	OF SCHEDULE	RPI	RPI	RPI	RPI
DIV. I ONLY	17- 2	12	9-1	187	101	44	44	14	14	
DIV. I NON-CONF.	10- 1	18	1- 0	105	121	27	27	13	13	

TOTALS	RPI 1-25	RPI 26-50	W-L RECORDS	RPI 51-100	RPI 101-150	RPI 150+				
17- 2	0- 0	0- 0	OVERALL	4- 1	1- 0	12- 1				
11- 1	0- 0	0- 0	HOME	2- 1	1- 0	8- 0				
6- 1	0- 0	0- 0	AWAY	2- 0	0- 0	4- 1				
0- 0	0- 0	0- 0	NEUTRAL	0- 0	0- 0	0- 0				
10- 1	0- 0	0- 0	NON-CONFERENCE	3- 1	1- 0	6- 0				
7- 1	0- 0	0- 0	HOME	2- 1	1- 0	4- 0				
3- 0	0- 0	0- 0	AWAY	1- 0	0- 0	2- 0				
0- 0	0- 0	0- 0	NEUTRAL	0- 0	0- 0	0- 0				
7- 1	0- 0	0- 0	CONFERENCE	1- 0	0- 0	6- 1				
4- 0	0- 0	0- 0	HOME	0- 0	0- 0	4- 0				
3- 1	0- 0	0- 0	AWAY	1- 0	0- 0	2- 1				
0- 0	0- 0	0- 0	NEUTRAL	0- 0	0- 0	0- 0				

RPI 1-25				RPI 26-50				Team's RPI: 44				RPI 51-100				RPI 101+			
RPI	S	Opponent	Score	RPI	S	Opponent	Score					RPI	S	Opponent	Score	RPI	S	Opponent	Score
												54	H	Auburn	76 79	136	H	Oklahoma	84 80
												58	A	Wyoming	78 75	158	A	Utah St.	68 64
												62	H	SFA	74 33	171	A	New Mexico St.	75 50
												91	H	Hartford	72 65	171	H	New Mexico St.	83 58
												97	A	Houston	89 84	176	H	Texas St.	82 51
																210	A	UNLV	57 66
																210	H	UNLV	80 77
																213	H	Colorado St.	70 58
																220	H	San Diego St.	70 62
																228	H	Sacramento St.	85 53
																237	H	Air Force	78 57
																240	A	Northern Ariz.	84 55
																255	A	Nevada	66 64
																269	H	UTEP	69 51

								LAST 12 Division I GAMES:											
												54	H	Auburn	76 79	62	H	SFA	74 33
												158	A	Utah St.	68 64	91	H	Hartford	72 65
												210	H	UNLV	80 77	210	A	UNLV	57 66
												58	A	Wyoming	78 75	255	A	Nevada	66 64
												220	H	San Diego St.	70 62	237	H	Air Force	78 57
												213	H	Colorado St.	70 58	228	H	Sacramento St.	85 53

Non-Div I Games:

New Mexico

Average RPI Win:	279	WON-LOST	WINNING	LAST 10	STRENGTH OF	OPP. STRENGTH	TEAM	ADJ.	CONF.	ADJ CONF.
Average RPI Loss:	153	RECORD	PCT. RANK	GAMES	SCHEDULE	OF SCHEDULE	RPI	RPI	RPI	RPI
DIV. I ONLY	11- 6	101	7-3	251	345	171	171	30	30	
DIV. I NON-CONF.	6- 5	143	1- 0	137	342	151	151	30	30	

TOTALS	RPI 1-25	RPI 26-50	W-L RECORDS	RPI 51-100	RPI 101-150	RPI 150+				
11- 6	0- 0	0- 2	OVERALL	0- 0	0- 1	11- 3				
5- 2	0- 0	0- 1	HOME	0- 0	0- 0	5- 1				
5- 3	0- 0	0- 1	AWAY	0- 0	0- 0	5- 2				
1- 1	0- 0	0- 0	NEUTRAL	0- 0	0- 1	1- 0				
6- 5	0- 0	0- 2	NON-CONFERENCE	0- 0	0- 1	6- 2				
1- 2	0- 0	0- 1	HOME	0- 0	0- 0	1- 1				
4- 2	0- 0	0- 1	AWAY	0- 0	0- 0	4- 1				
1- 1	0- 0	0- 0	NEUTRAL	0- 0	0- 1	1- 0				
5- 1	0- 0	0- 0	CONFERENCE	0- 0	0- 0	5- 1				
4- 0	0- 0	0- 0	HOME	0- 0	0- 0	4- 0				
1- 1	0- 0	0- 0	AWAY	0- 0	0- 0	1- 1				
0- 0	0- 0	0- 0	NEUTRAL	0- 0	0- 0	0- 0				

RPI 1-25				RPI 26-50				RPI 51-100				RPI 101+ Team's RPI: 171			
RPI	S	Opponent	Score	RPI	S	Opponent	Score	RPI	S	Opponent	Score	RPI	S	Opponent	Score
				44	A	New Mexico	58 83					135	N	South Alabama	67 68
				44	H	New Mexico	50 75					165	H	Denver	66 64
												173	H	Abilene Christian	46 58
												184	A	UC Riverside	64 65
												247	H	UTRGV	71 63
												259	H	Utah Valley	58 52
												269	A	UTEP	69 65
												273	A	A&M-Corpus Christi	67 65
												280	A	Western Mich.	66 54
												284	A	CSU Bakersfield	61 59
												285	H	California Baptist	76 69
												319	A	UC Santa Barbara	81 73
												338	A	Grand Canyon	51 54
												339	H	Seattle U	75 55
												350	N	Alcorn	82 64
LAST 12 Division I GAMES:															
				259	H	Utah Valley	58 52					350	N	Alcorn	82 64
				339	H	Seattle U	75 55					247	H	UTRGV	71 63
				284	A	CSU Bakersfield	61 59					184	A	UC Riverside	64 65
				338	A	Grand Canyon	51 54					135	N	South Alabama	67 68
				285	H	California Baptist	76 69					273	A	A&M-Corpus Christi	67 65
				319	A	UC Santa Barbara	81 73					44	H	New Mexico	50 75

Non-Div I Games: Tex. Permian Basin 70 38 Northern N.M. 101 51

New Mexico St.

■ Loss,
■ Non-Conf,
■ S Site,
■ Home
■ A Away
N Neutral

Average RPI Win:	270	WON-LOST	WINNING	LAST 10	STRENGTH OF	OPP. STRENGTH	TEAM	ADJ.	CONF.	ADJ CONF.
Average RPI Loss:	182	RECORD	PCT. RANK	GAMES	SCHEDULE	OF SCHEDULE	RPI	RPI	RPI	RPI
DIV. I ONLY	2- 12	329	2-8	262	248	326	326	26	26	
DIV. I NON-CONF.	1- 5	311	0- 0	112	154	226	226	23	23	

TOTALS	RPI 1-25	RPI 26-50	W-L RECORDS	RPI 51-100	RPI 101-150	RPI 150+				
2- 12	0- 0	0- 1	OVERALL	0- 3	0- 1	2- 7				
1- 4	0- 0	0- 0	HOME	0- 1	0- 0	1- 3				
1- 8	0- 0	0- 1	AWAY	0- 2	0- 1	1- 4				
0- 0	0- 0	0- 0	NEUTRAL	0- 0	0- 0	0- 0				
1- 5	0- 0	0- 1	NON-CONFERENCE	0- 1	0- 1	1- 2				
0- 1	0- 0	0- 0	HOME	0- 0	0- 0	0- 1				
1- 4	0- 0	0- 1	AWAY	0- 1	0- 1	1- 1				
0- 0	0- 0	0- 0	NEUTRAL	0- 0	0- 0	0- 0				
1- 7	0- 0	0- 0	CONFERENCE	0- 2	0- 0	1- 5				
1- 3	0- 0	0- 0	HOME	0- 1	0- 0	1- 2				
0- 4	0- 0	0- 0	AWAY	0- 1	0- 0	0- 3				
0- 0	0- 0	0- 0	NEUTRAL	0- 0	0- 0	0- 0				

RPI 1-25				RPI 26-50				RPI 51-100				RPI 101+ Team's RPI: 326			
RPI	S	Opponent	Score	RPI	S	Opponent	Score	RPI	S	Opponent	Score	RPI	S	Opponent	Score
				26	A	Miami (FL)	38 78	53	A	Rice	56 67	108	A	Pittsburgh	38 90
								62	A	SFA	38 97	173	H	Abilene Christian	52 59
								68	H	Lamar University	57 79	188	A	Xavier	45 61
												217	A	Memphis	66 59
												273	A	A&M-Corpus Christi	51 57
												294	H	La.-Monroe	44 57
												298	H	Central Ark.	60 62
												304	A	Incarnate Word	69 81
												323	H	McNeese	88 76
												340	A	Houston Baptist	74 83
LAST 12 Division I GAMES:															
273	A	A&M-Corpus Christi	51 57	304	A	Incarnate Word	69 81								
62	A	SFA	38 97	298	H	Central Ark.	60 62								
323	H	McNeese	88 76	188	A	Xavier	45 61								
68	H	Lamar University	57 79	26	A	Miami (FL)	38 78								
340	A	Houston Baptist	74 83	217	A	Memphis	66 59								
173	H	Abilene Christian	52 59	53	A	Rice	56 67								

Non-Div I Games: Dillard 68 59 Centenary (LA) 104 42 Trinity Baptist 93 38

New Orleans

Average RPI Win:	301	WON-LOST	WINNING	LAST 10	STRENGTH OF	OPP. STRENGTH	TEAM	ADJ.	CONF.	ADJ CONF.
Average RPI Loss:	129	RECORD	PCT. RANK	GAMES	SCHEDULE	OF SCHEDULE	RPI	RPI	RPI	RPI
DIV. I ONLY	9- 11	197	6-4	271	173	236	236	27	27	
DIV. I NON-CONF.	4- 8	241	1- 0	186	98	253	253	28	28	

TOTALS	RPI 1-25	RPI 26-50	W-L RECORDS	RPI 51-100	RPI 101-150	RPI 150+				
9- 11	0- 2	0- 1	OVERALL	0- 2	0- 1	9- 5				
5- 4	0- 0	0- 0	HOME	0- 1	0- 0	5- 3				
3- 6	0- 2	0- 1	AWAY	0- 1	0- 0	3- 2				
1- 1	0- 0	0- 0	NEUTRAL	0- 0	0- 1	1- 0				
4- 8	0- 2	0- 1	NON-CONFERENCE	0- 1	0- 1	4- 3				
3- 2	0- 0	0- 0	HOME	0- 0	0- 0	3- 2				
0- 5	0- 2	0- 1	AWAY	0- 1	0- 0	0- 1				
1- 1	0- 0	0- 0	NEUTRAL	0- 0	0- 1	1- 0				
5- 3	0- 0	0- 0	CONFERENCE	0- 1	0- 0	5- 2				
2- 2	0- 0	0- 0	HOME	0- 1	0- 0	2- 1				
3- 1	0- 0	0- 0	AWAY	0- 0	0- 0	3- 1				
0- 0	0- 0	0- 0	NEUTRAL	0- 0	0- 0	0- 0				

RPI 1-25				RPI 26-50				RPI 51-100				RPI 101+ Team's RPI: 236			
RPI	S	Opponent	Score	RPI	S	Opponent	Score	RPI	S	Opponent	Score	RPI	S	Opponent	Score
8	A	Syracuse	45 94	30	A	Buffal o	61 88	60	A	West Vi rgi ni a	32 84	106	N	Yal e	64 67
11	A	Iowa St.	35 95					67	H	Qui nni pi ac	55 96	154	H	Mari st	58 87
												212	H	St. Bonaventure	48 76
												232	H	Col gate	74 69
												242	H	How ard	61 68
												244	H	Bi nghamton	79 72
												245	A	Monmouth	54 76
												287	A	Saint Joseph's	54 68
												305	A	Sai nt Peter's	75 66
												309	H	Fai rfi el d	71 68
												313	H	Coppi n St.	71 69
												321	N	Morgan St.	67 57
												329	A	Iona	58 46
												330	A	Manhattan	58 54
												330	H	Manhattan	61 51

LAST 12 Di vi si on I GAMES:															
245	A	Monmouth	54 76	321	N	Morgan St.	67 57								
330	A	Manhattan	58 54	106	N	Yal e	64 67								
309	H	Fai rfi el d	71 68	330	H	Manhattan	61 51								
67	H	Qui nni pi ac	55 96	154	H	Mari st	58 87								
329	A	Iona	58 46	232	H	Col gate	74 69								
305	A	Saint Peter's	75 66	60	A	West Vi rgi ni a	32 84								

Non-Div I Games:

Niagara

Average RPI Win:	293	WON-LOST	WINNING	LAST 10	STRENGTH OF	OPP. STRENGTH	TEAM	ADJ.	CONF.	ADJ CONF.
Average RPI Loss:	122	RECORD	PCT. RANK	GAMES	SCHEDULE	OF SCHEDULE	RPI	RPI	RPI	RPI
DIV. I ONLY	9- 8	146	7-3	311	207	202	202	26	26	
DIV. I NON-CONF.	4- 6	212	0- 1	204	108	175	175	23	23	

TOTALS	RPI 1-25	RPI 26-50	W-L RECORDS	RPI 51-100	RPI 101-150	RPI 150+				
9- 8	0- 1	0- 0	OVERALL	0- 3	0- 1	9- 3				
5- 1	0- 0	0- 0	HOME	0- 0	0- 0	5- 1				
3- 6	0- 1	0- 0	AWAY	0- 3	0- 1	3- 1				
1- 1	0- 0	0- 0	NEUTRAL	0- 0	0- 0	1- 1				
4- 6	0- 1	0- 0	NON-CONFERENCE	0- 2	0- 1	4- 2				
1- 0	0- 0	0- 0	HOME	0- 0	0- 0	1- 0				
2- 5	0- 1	0- 0	AWAY	0- 2	0- 1	2- 1				
1- 1	0- 0	0- 0	NEUTRAL	0- 0	0- 0	1- 1				
5- 2	0- 0	0- 0	CONFERENCE	0- 1	0- 0	5- 1				
4- 1	0- 0	0- 0	HOME	0- 0	0- 0	4- 1				
1- 1	0- 0	0- 0	AWAY	0- 1	0- 0	1- 0				
0- 0	0- 0	0- 0	NEUTRAL	0- 0	0- 0	0- 0				

RPI 1-25				RPI 26-50				RPI 51-100				RPI 101+ Team's RPI: 202			
RPI	S	Opponent	Score	RPI	S	Opponent	Score	RPI	S	Opponent	Score	RPI	S	Opponent	Score
2	A	Baylor	39 100					54	A	Auburn	59 80	117	A	Tulane	46 71
								56	A	LSU	44 76	176	A	Texas St.	67 72
								62	A	SFA	62 70	185	N	Delaware	56 71
												227	N	Texas Southern	58 57
												269	A	UTEP	58 56
												273	H	A&M-Corpus Christi	85 55
												294	A	La. -Monroe	55 54
												298	A	Central Ark.	64 60
												304	H	Incarnate Word	86 62
												315	H	Northwestern St.	97 86
												317	H	Mississippi Val.	72 47
												323	H	McNeese	68 69
												340	H	Houston Baptist	77 54
LAST 12 Division I GAMES:															
273	H	A&M-Corpus Christi	85 55	185	N	Delaware	56 71								
298	A	Central Ark.	64 60	176	A	Texas St.	67 72								
323	H	McNeese	68 69	315	H	Northwestern St.	97 86								
340	H	Houston Baptist	77 54	56	A	LSU	44 76								
62	A	SFA	62 70	294	A	La. -Monroe	55 54								
304	H	Incarnate Word	86 62	117	A	Tulane	46 71								

Non-Div I Games: Southern-N.O. 86 49 William Carey 86 45

Nicholls St.

Average RPI Win:	302	WON-LOST	WINNING	LAST 10	STRENGTH OF	OPP. STRENGTH	TEAM	ADJ.	CONF.	ADJ CONF.
Average RPI Loss:	166	RECORD	PCT. RANK	GAMES	SCHEDULE	OF SCHEDULE	RPI	RPI	RPI	RPI
DIV. I ONLY	9- 9	169	7-3	332	309	271	271	32	32	
DIV. I NON-CONF.	3- 8	267	1- 0	271	201	299	299	32	32	

TOTALS	RPI 1-25	RPI 26-50	W-L RECORDS	RPI 51-100	RPI 101-150	RPI 150+				
9- 9	0- 0	0- 0	OVERALL	0- 1	0- 4	9- 4				
5- 3	0- 0	0- 0	HOME	0- 0	0- 1	5- 2				
3- 6	0- 0	0- 0	AWAY	0- 1	0- 3	3- 2				
1- 0	0- 0	0- 0	NEUTRAL	0- 0	0- 0	1- 0				
3- 8	0- 0	0- 0	NON-CONFERENCE	0- 1	0- 4	3- 3				
2- 2	0- 0	0- 0	HOME	0- 0	0- 1	2- 1				
0- 6	0- 0	0- 0	AWAY	0- 1	0- 3	0- 2				
1- 0	0- 0	0- 0	NEUTRAL	0- 0	0- 0	1- 0				
6- 1	0- 0	0- 0	CONFERENCE	0- 0	0- 0	6- 1				
3- 1	0- 0	0- 0	HOME	0- 0	0- 0	3- 1				
3- 0	0- 0	0- 0	AWAY	0- 0	0- 0	3- 0				
0- 0	0- 0	0- 0	NEUTRAL	0- 0	0- 0	0- 0				

RPI 1-25				RPI 26-50				RPI 51-100				RPI 101+				Team's RPI: 271
RPI	S	Opponent	Score	RPI	S	Opponent	Score	RPI	S	Opponent	Score	RPI	S	Opponent	Score	
								66	A	Old Domini on	53 69	104	A	Wake Forest	61 63	
												129	H	William & Mary	44 55	
												131	A	Lehi gh	41 62	
												142	A	Hi gh Poi nt	51 83	
												181	H	UMES	43 59	
												197	A	Ole Mi ss	42 60	
												225	H	Navy	65 58	
												234	N	Li berty	66 53	
												258	H	Campbel l	49 57	
												265	H	Bethune-Cookman	57 50	
												286	A	La Salle	52 62	
												293	A	South Carolina St.	57 50	
												313	A	Coppin St.	68 63	
												343	A	Savannah St.	78 42	
												347	H	Del aware St.	63 50	
												348	H	Longwood	74 42	
												349	H	Florida A&M	60 58	
LAST 12 Division I GAMES:																
293	A	South Carolina St.	57 50	234	N	Li berty	66 53									
343	A	Savannah St.	78 42	181	H	UMES	43 59									
265	H	Bethune-Cookman	57 50	104	A	Wake Forest	61 63									
313	A	Coppin St.	68 63	129	H	William & Mary	44 55									
349	H	Florida A&M	60 58	142	A	Hi gh Poi nt	51 83									
347	H	Del aware St.	63 50	348	H	Longwood	74 42									

Non-Div I Games: Cheyney 93 40 Saint Augustine's 71 38

Norfolk St.

Average RPI Win: 266

Average RPI Loss: 138

WON-LOST
RECORDWINNING
PCT. RANKLAST 10
GAMESSTRENGTH OF
SCHEDULEOPP. STRENGTH
OF SCHEDULETEAM
RPIADJ.
RPICONF.
RPIADJ CONF.
RPI

DIV. I ONLY	11- 2	21	8-2	341	231	147	147	24	24
DIV. I NON-CONF.	5- 1	37	0- 0	347	146	159	159	26	26
<hr/>									
TOTALS	RPI 1-25	RPI 26-50	W-L RECORDS	RPI 51-100	RPI 101-150	RPI 150+			
11- 2	0- 0	0- 0	OVERALL	0- 1	0- 0	11- 1			
4- 1	0- 0	0- 0	HOME	0- 1	0- 0	4- 0			
5- 1	0- 0	0- 0	AWAY	0- 0	0- 0	5- 1			
2- 0	0- 0	0- 0	NEUTRAL	0- 0	0- 0	2- 0			
5- 1	0- 0	0- 0	NON-CONFERENCE	0- 0	0- 0	5- 1			
1- 0	0- 0	0- 0	HOME	0- 0	0- 0	1- 0			
2- 1	0- 0	0- 0	AWAY	0- 0	0- 0	2- 1			
2- 0	0- 0	0- 0	NEUTRAL	0- 0	0- 0	2- 0			
6- 1	0- 0	0- 0	CONFERENCE	0- 1	0- 0	6- 0			
3- 1	0- 0	0- 0	HOME	0- 1	0- 0	3- 0			
3- 0	0- 0	0- 0	AWAY	0- 0	0- 0	3- 0			
0- 0	0- 0	0- 0	NEUTRAL	0- 0	0- 0	0- 0			

RPI 1-25				RPI 26-50				RPI 51-100				RPI 101+ Team's RPI: 147			
RPI	S	Opponent	Score	RPI	S	Opponent	Score	RPI	S	Opponent	Score	RPI	S	Opponent	Score
								88	H	FGCU	52 68	167	A	Vanderbilt	74 71
												188	A	Xavier	81 94
												204	N	Southeast Mo. St.	80 67
												211	A	Jacksonville	62 59
												239	H	Alabama St.	68 42
												262	H	Stetson	71 55
												282	H	Kennesaw St.	80 55
												291	A	North Florida	70 64
												312	A	NJIT	77 54
												312	H	NJIT	72 60
												317	A	Mississippi Val.	86 72
												333	N	Western Caro.	89 66
<hr/>															
LAST 12 Division I GAMES:															
				262	H	Stetson	71 55	312	A	NJIT	77 54				
				211	A	Jacksonville	62 59	282	H	Kennesaw St.	80 55				
				312	H	NJIT	72 60	188	A	Xavier	81 94				
				88	H	FGCU	52 68	333	N	Western Caro.	89 66				
				291	A	North Florida	70 64	204	N	Southeast Mo. St.	80 67				
				317	A	Mississippi Val.	86 72	239	H	Alabama St.	68 42				

Non-Div I Games:

Stillman

99 43

Martin Methodist

79 48

Lane

98 57

Blue Mountain (MS) 70 42
North Ala.
■ Loss,
 ■ Non-Conf, S Site,
 ■ Home
 ■ Away
 N Neutral

Average RPI Win:	128	WON-LOST	WINNING	LAST 10	STRENGTH OF	OPP. STRENGTH	TEAM	ADJ.	CONF.	ADJ CONF.
Average RPI Loss:	48	RECORD	PCT. RANK	GAMES	SCHEDULE	OF SCHEDULE	RPI	RPI	RPI	RPI
DIV. I ONLY	12- 9	129	5-5	8	33	33	33	1	1	
DIV. I NON-CONF.	9- 5	105	0- 0	47	90	59	59	1	1	

TOTALS	RPI 1-25	RPI 26-50	W-L RECORDS	RPI 51-100	RPI 101-150	RPI 150+				
12- 9	1- 4	1- 1	OVERALL	3- 3	4- 1	3- 0				
7- 2	1- 1	0- 0	HOME	1- 1	3- 0	2- 0				
2- 5	0- 2	0- 1	AWAY	1- 1	0- 1	1- 0				
3- 2	0- 1	1- 0	NEUTRAL	1- 1	1- 0	0- 0				
9- 5	0- 1	1- 0	NON-CONFERENCE	2- 3	3- 1	3- 0				
5- 1	0- 0	0- 0	HOME	1- 1	2- 0	2- 0				
1- 2	0- 0	0- 0	AWAY	0- 1	0- 1	1- 0				
3- 2	0- 1	1- 0	NEUTRAL	1- 1	1- 0	0- 0				
3- 4	1- 3	0- 1	CONFERENCE	1- 0	1- 0	0- 0				
2- 1	1- 1	0- 0	HOME	0- 0	1- 0	0- 0				
1- 3	0- 2	0- 1	AWAY	1- 0	0- 0	0- 0				
0- 0	0- 0	0- 0	NEUTRAL	0- 0	0- 0	0- 0				

RPI 1-25				RPI 26-50				RPI 51-100				RPI 101+			
RPI	S	Opponent	Score	RPI	S	Opponent	Score	RPI	S	Opponent	Score	RPI	S	Opponent	Score
1	H	Notre Dame	78 73	26	A	Miami (FL)	68 76	53	N	Rice	71 50	104	H	Wake Forest	84 61
4	A	Louisville	66 73	42	N	UCLA	83 49	54	N	Auburn	81 86	134	H	VCU	59 47
8	A	Syracuse	77 90					63	H	Maine	73 85	136	H	UNCW	82 55
22	N	Kentucky	75 85					79	A	Virginia Tech	81 69	139	A	Colorado	74 86
23	H	Florida St.	63 64					89	H	Kent St.	73 60	150	N	South Fla.	71 69
								93	A	Ohio St.	69 76	190	A	Elon	100 69
												242	H	Howard	85 63
												316	H	UNC Greensboro	83 62

LAST 12 Division I GAMES:															
26	A	Miami (FL)	68 76	1	H	Notre Dame	78 73	54	N	Auburn	81 86	53	N	Rice	71 50
104	H	Wake Forest	84 61	79	A	Virginia Tech	81 69	316	H	UNC Greensboro	83 62	136	H	UNCW	82 55
8	A	Syracuse	77 90												
23	H	Florida St.	63 64												
4	A	Louisville	66 73												
242	H	Howard	85 63												

Non-Div I Games:

North Carolina

Average RPI Win:	264	WON-LOST	WINNING	LAST 10	STRENGTH OF	OPP. STRENGTH	TEAM	ADJ.	CONF.	ADJ CONF.
Average RPI Loss:	138	RECORD	PCT. RANK	GAMES	SCHEDULE	OF SCHEDULE	RPI	RPI	RPI	RPI
DIV. I ONLY	7- 13	253	5-5	214	145	215	215	18	18	
DIV. I NON-CONF.	4- 8	241	0- 0	193	93	192	192	17	17	

TOTALS	RPI 1-25	RPI 26-50	W-L RECORDS	RPI 51-100	RPI 101-150	RPI 150+				
7- 13	0- 2	0- 2	OVERALL	0- 2	0- 0	7- 7				
2- 4	0- 0	0- 2	HOME	0- 0	0- 0	2- 2				
3- 9	0- 2	0- 0	AWAY	0- 2	0- 0	3- 5				
2- 0	0- 0	0- 0	NEUTRAL	0- 0	0- 0	2- 0				
4- 8	0- 2	0- 0	NON-CONFERENCE	0- 2	0- 0	4- 4				
0- 1	0- 0	0- 0	HOME	0- 0	0- 0	0- 1				
2- 7	0- 2	0- 0	AWAY	0- 2	0- 0	2- 3				
2- 0	0- 0	0- 0	NEUTRAL	0- 0	0- 0	2- 0				
3- 5	0- 0	0- 2	CONFERENCE	0- 0	0- 0	3- 3				
2- 3	0- 0	0- 2	HOME	0- 0	0- 0	2- 1				
1- 2	0- 0	0- 0	AWAY	0- 0	0- 0	1- 2				
0- 0	0- 0	0- 0	NEUTRAL	0- 0	0- 0	0- 0				

RPI 1-25				RPI 26-50				RPI 51-100				RPI 101+ Team's RPI: 215			
RPI	S	Opponent	Score	RPI	S	Opponent	Score	RPI	S	Opponent	Score	RPI	S	Opponent	Score
8	A	Syracuse	49 85	32	H	South Dakota	50 80	78	A	UNI	60 64	165	A	Denver	66 87
11	A	Iowa St.	35 87	35	H	South Dakota St.	48 66	99	A	Penn St.	68 75	174	A	Oral Roberts	75 67
												178	A	Rhode Island	63 77
												191	A	Illinois St.	55 67
												193	H	Milwaukee	46 64
												199	A	Massachusetts	59 52
												233	H	Western Ill.	80 92
												251	N	San Francisco	100 97
												262	A	Stetson	63 74
												280	N	Western Mich.	62 50
												301	A	Valparaiso	62 56
												307	A	North Dakota St.	57 69
												310	H	Omaha	68 57
												334	H	Purdue Fort Wayne	79 60
LAST 12 Division I GAMES:															
35 H South Dakota St. 48 66				32 H South Dakota 50 80				307 A North Dakota St. 57 69				251 N San Francisco 100 97			
233 H Western Ill. 80 92				280 N Western Mich. 62 50				262 A Stetson 63 74				11 A Iowa St. 35 87			
310 H Omaha 68 57				165 A Denver 66 87											
174 A Oral Roberts 75 67				334 H Purdue Fort Wayne 79 60											

Non-Div I Games: Mayville St. 84 50

North Dakota

Average RPI Win:	282	WON-LOST	WINNING	LAST 10	STRENGTH OF	OPP. STRENGTH	TEAM	ADJ.	CONF.	ADJ CONF.
Average RPI Loss:	160	RECORD	PCT. RANK	GAMES	SCHEDULE	OF SCHEDULE	RPI	RPI	RPI	RPI
DIV. I ONLY	5- 14	287	3-7	275	192	307	307	18	18	
DIV. I NON-CONF.	2- 9	297	0- 0	299	191	330	330	17	17	

TOTALS	RPI 1-25	RPI 26-50	W-L RECORDS	RPI 51-100	RPI 101-150	RPI 150+				
5- 14	0- 0	0- 2	OVERALL	0- 2	0- 1	5- 9				
4- 4	0- 0	0- 1	HOME	0- 1	0- 0	4- 2				
1- 8	0- 0	0- 1	AWAY	0- 1	0- 1	1- 5				
0- 2	0- 0	0- 0	NEUTRAL	0- 0	0- 0	0- 2				
2- 9	0- 0	0- 0	NON-CONFERENCE	0- 2	0- 1	2- 6				
1- 3	0- 0	0- 0	HOME	0- 1	0- 0	1- 2				
1- 4	0- 0	0- 0	AWAY	0- 1	0- 1	1- 2				
0- 2	0- 0	0- 0	NEUTRAL	0- 0	0- 0	0- 2				
3- 5	0- 0	0- 2	CONFERENCE	0- 0	0- 0	3- 3				
3- 1	0- 0	0- 1	HOME	0- 0	0- 0	3- 0				
0- 4	0- 0	0- 1	AWAY	0- 0	0- 0	0- 3				
0- 0	0- 0	0- 0	NEUTRAL	0- 0	0- 0	0- 0				

RPI 1-25				RPI 26-50				RPI 51-100				RPI 101+ Team's RPI: 307			
RPI	S	Opponent	Score	RPI	S	Opponent	Score	RPI	S	Opponent	Score	RPI	S	Opponent	Score
				32	H	South Dakota	41 67	73	A	Paci fi c	68 75	111	A	Northern Ill.	63 81
				35	A	South Dakota St.	33 86	83	H	Creighton	51 86	165	A	Denver	54 81
												172	A	Wisconsin	53 64
												174	A	Oral Roberts	72 101
												183	N	North Texas	78 92
												193	H	Milwaukee	55 57
												195	H	UMKC	59 69
												215	H	North Dakota	69 57
												233	H	Western Ill.	68 60
												251	N	San Francisco	42 75
												262	A	Stetson	59 60
												301	A	Valparaiso	51 48
												310	A	Omaha	61 78
												325	H	New Hampshire	56 51
												334	H	Purdue Fort Wayne	70 54
LAST 12 Division I GAMES:															
				215	H	North Dakota	69 57	174	A	Oral Roberts	72 101				
				165	A	Denver	54 81	35	A	South Dakota St.	33 86				
				233	H	Western Ill.	68 60	262	A	Stetson	59 60				
				310	A	Omaha	61 78	251	N	San Francisco	42 75				
				32	H	South Dakota	41 67	301	A	Valparaiso	51 48				
				334	H	Purdue Fort Wayne	70 54	193	H	Milwaukee	55 57				

Non-Div I Games: Mayville St. 49 43

North Dakota St.

North Florida

Through Games Of Jan. 28, 2019

Average RPI Win:	320	WON-LOST	WINNING	LAST 10	STRENGTH OF	OPP. STRENGTH	TEAM	ADJ.	CONF.	ADJ CONF.
Average RPI Loss:	163	RECORD	PCT. RANK	GAMES	SCHEDULE	OF SCHEDULE	RPI	RPI	RPI	RPI

DIV. I ONLY	5- 11	269	3-7	254	296	291	291	24	24
DIV. I NON-CONF.	3- 6	241	0- 0	309	292	318	318	26	26
TOTALS	RPI 1-25	RPI 26-50	W-L RECORDS	RPI 51-100	RPI 101-150	RPI 150+			
5- 11	0- 1	0- 1	OVERALL	0- 2	0- 1	5- 6			
4- 4	0- 0	0- 0	HOME	0- 1	0- 1	4- 2			
1- 7	0- 1	0- 1	AWAY	0- 1	0- 0	1- 4			
0- 0	0- 0	0- 0	NEUTRAL	0- 0	0- 0	0- 0			
3- 6	0- 1	0- 1	NON-CONFERENCE	0- 0	0- 0	3- 4			
3- 1	0- 0	0- 0	HOME	0- 0	0- 0	3- 1			
0- 5	0- 1	0- 1	AWAY	0- 0	0- 0	0- 3			
0- 0	0- 0	0- 0	NEUTRAL	0- 0	0- 0	0- 0			
2- 5	0- 0	0- 0	CONFERENCE	0- 2	0- 1	2- 2			
1- 3	0- 0	0- 0	HOME	0- 1	0- 1	1- 1			
1- 2	0- 0	0- 0	AWAY	0- 1	0- 0	1- 1			
0- 0	0- 0	0- 0	NEUTRAL	0- 0	0- 0	0- 0			

RPI S Opponent Score	RPI S Opponent Score	RPI S Opponent Score	RPI S Opponent Score
23 A Florida St. 53 74	34 A Indiana 52 75	88 A FGCU 48 80	147 H North Ala. 64 70
		88 H FGCU 66 105	197 A Ole Miss 69 82
			211 H Jacksonville 72 80
			213 A Colorado St. 59 61
			234 A Liberty 53 69
			262 H Stetson 71 57
			265 A Bethune-Cookman 60 76
			295 H Alabama A&M 62 63
			320 H FIU 62 53
			331 A Lipscomb 68 53
			336 H Charleston So. 82 76
			349 H Florida A&M 64 53
LAST 12 Division I GAMES:			
234 A Liberty 53 69	88 A FGCU 48 80	211 H Jacksonville 72 80	
262 H Stetson 71 57	295 H Alabama A&M 62 63	265 A Bethune-Cookman 60 76	
88 H FGCU 66 105	320 H FIU 62 53	336 H Charleston So. 82 76	
331 A Lipscomb 68 53	213 A Colorado St. 59 61		
147 H North Ala. 64 70			
197 A Ole Miss 69 82			

Non-Div I Games: Trinity Baptist 99 40 Warner 67 36

North Florida

Loss, Non-Conf, S Site, H Home A Away N Neutral

Average RPI Win:	231	WON-LOST	WINNING	LAST 10	STRENGTH OF	OPP. STRENGTH	TEAM	ADJ.	CONF.	ADJ CONF.
Average RPI Loss:	113	RECORD	PCT. RANK	GAMES	SCHEDULE	OF SCHEDULE	RPI	RPI	RPI	RPI
DIV. I ONLY	7- 9	210	6-4	144	134	183	183	15	15	
DIV. I NON-CONF.	4- 5	190	0- 0	196	130	228	228	18	18	

TOTALS	RPI 1-25	RPI 26-50	W-L RECORDS	RPI 51-100	RPI 101-150	RPI 150+				
7- 9	0- 0	0- 2	OVERALL	0- 3	2- 1	5- 3				
4- 3	0- 0	0- 1	HOME	0- 0	1- 0	3- 2				
2- 5	0- 0	0- 1	AWAY	0- 2	1- 1	1- 1				
1- 1	0- 0	0- 0	NEUTRAL	0- 1	0- 0	1- 0				
4- 5	0- 0	0- 2	NON-CONFERENCE	0- 1	1- 0	3- 2				
3- 2	0- 0	0- 1	HOME	0- 0	1- 0	2- 1				
0- 2	0- 0	0- 1	AWAY	0- 0	0- 0	0- 1				
1- 1	0- 0	0- 0	NEUTRAL	0- 1	0- 0	1- 0				
3- 4	0- 0	0- 0	CONFERENCE	0- 2	1- 1	2- 1				
1- 1	0- 0	0- 0	HOME	0- 0	0- 0	1- 1				
2- 3	0- 0	0- 0	AWAY	0- 2	1- 1	1- 0				
0- 0	0- 0	0- 0	NEUTRAL	0- 0	0- 0	0- 0				

RPI	S	Opponent	Score	RPI	S	Opponent	Score	RPI	S	Opponent	Score	RPI	S	Opponent	Score	Team's RPI: 183
31	H	Texas	54 64	53	A	Rice	52 64	102	H	Missouri St.	83 76					
43	A	Kansas St.	42 60	58	N	Wyoming	49 53	143	A	Louisiana Tech	65 54					
				71	A	Middle Tenn.	46 61	145	A	UAB	60 70					
								158	H	Utah St.	41 57					
								175	A	Southern Miss.	62 48					
								196	A	SMU	66 73					
								263	H	UTSA	54 57					
								269	H	UTEP	70 51					
								284	H	CSU Bakersfield	71 59					
								307	N	North Dakota St.	92 78					
								340	H	Houston Baptist	100 75					
LAST 12 Division I GAMES:																
53	A	Rice	52 64	71	A	Middle Tenn.	46 61									
263	H	UTSA	54 57	145	A	UAB	60 70									
269	H	UTEP	70 51	158	H	Utah St.	41 57									
175	A	Southern Miss.	62 48	340	H	Houston Baptist	100 75									
143	A	Louisiana Tech	65 54	102	H	Missouri St.	83 76									
284	H	CSU Bakersfield	71 59	196	A	SMU	66 73									

Non-Div I Games: Mid-Amer. Christian 82 35 Xavier (LA) 59 46 Okla. Panhandle 93 52

North Texas

Loss, Non-Conf, S Site, H Home A Away N Neutral

Average RPI Win:	181	WON-LOST	WINNING	LAST 10	STRENGTH OF	OPP. STRENGTH	TEAM	ADJ.	CONF.	ADJ CONF.
Average RPI Loss:	131	RECORD	PCT. RANK	GAMES	SCHEDULE	OF SCHEDULE	RPI	RPI	RPI	RPI
DIV. I ONLY	13- 5	62	5-5	135	157	69	69	10	10	
DIV. I NON-CONF.	10- 1	18	0- 0	181	190	35	35	11	11	
<hr/>										
TOTALS	RPI 1-25	RPI 26-50	W-L RECORDS	RPI 51-100	RPI 101-150	RPI 150+				
13- 5	0- 0	0- 1	OVERALL	2- 0	3- 2	8- 2				
9- 1	0- 0	0- 0	HOME	1- 0	2- 1	6- 0				
4- 4	0- 0	0- 1	AWAY	1- 0	1- 1	2- 2				
0- 0	0- 0	0- 0	NEUTRAL	0- 0	0- 0	0- 0				
10- 1	0- 0	0- 0	NON-CONFERENCE	2- 0	2- 0	6- 1				
6- 0	0- 0	0- 0	HOME	1- 0	1- 0	4- 0				
4- 1	0- 0	0- 0	AWAY	1- 0	1- 0	2- 1				
0- 0	0- 0	0- 0	NEUTRAL	0- 0	0- 0	0- 0				
3- 4	0- 0	0- 1	CONFERENCE	0- 0	1- 2	2- 1				
3- 1	0- 0	0- 0	HOME	0- 0	1- 1	2- 0				
0- 3	0- 0	0- 1	AWAY	0- 0	0- 1	0- 1				
0- 0	0- 0	0- 0	NEUTRAL	0- 0	0- 0	0- 0				

RPI 1-25				RPI 26-50				RPI 51-100				Team's RPI: 69				RPI 101+			
RPI	S	Opponent	Score	RPI	S	Opponent	Score	RPI	S	Opponent	Score	RPI	S	Opponent	Score	RPI	S	Opponent	Score
				47	A	James Madison	49 84					63	H	Maine	63 55	110	H	Drexel	59 61
												85	A	Providence	65 59	115	A	Dayton	84 79
																118	A	Towson	83 88
																129	H	William & Mary	88 74
																144	H	Fordham	58 54
																154	A	Marist	84 90
																168	H	Boston U.	81 51
																185	H	Delaware	75 62
																190	H	Elon	79 71
																199	H	Massachusetts	53 52
																208	A	Florida	79 66
																226	A	Hofstra	61 78
																237	H	Air Force	54 41
																309	A	Fairfield	59 50
																325	H	New Hampshire	69 54
LAST 12 Division I GAMES:																			
				110	H	Drexel	59 61					226	A	Hofstra	61 78				
				47	A	James Madison	49 84					185	H	Delaware	75 62				
				118	A	Towson	83 88					154	A	Marist	84 90				
				129	H	William & Mary	88 74					85	A	Providence	65 59				
				190	H	Elon	79 71					309	A	Fairfield	59 50				
				63	H	Maine	63 55					199	H	Massachusetts	53 52				

Non-Div I Games:

Northeastern

Average RPI Win:	237	WON-LOST	WINNING	LAST 10	STRENGTH OF	OPP. STRENGTH	TEAM	ADJ.	CONF.	ADJ CONF.
Average RPI Loss:	146	RECORD	PCT. RANK	GAMES	SCHEDULE	OF SCHEDULE	RPI	RPI	RPI	RPI
DIV. I ONLY	6- 12	256	2-8	228	149	240	240	16	16	
DIV. I NON-CONF.	4- 5	190	0- 1	223	89	193	193	12	12	

TOTALS	RPI 1-25	RPI 26-50	W-L RECORDS	RPI 51-100	RPI 101-150	RPI 150+				
6- 12	0- 0	0- 1	OVERALL	0- 2	2- 5	4- 4				
3- 3	0- 0	0- 1	HOME	0- 1	1- 0	2- 1				
3- 8	0- 0	0- 0	AWAY	0- 1	1- 5	2- 2				
0- 1	0- 0	0- 0	NEUTRAL	0- 0	0- 0	0- 1				
4- 5	0- 0	0- 1	NON-CONFERENCE	0- 1	2- 1	2- 2				
2- 1	0- 0	0- 1	HOME	0- 0	1- 0	1- 0				
2- 3	0- 0	0- 0	AWAY	0- 1	1- 1	1- 1				
0- 1	0- 0	0- 0	NEUTRAL	0- 0	0- 0	0- 1				
2- 7	0- 0	0- 0	CONFERENCE	0- 1	0- 4	2- 2				
1- 2	0- 0	0- 0	HOME	0- 1	0- 0	1- 1				
1- 5	0- 0	0- 0	AWAY	0- 0	0- 4	1- 1				
0- 0	0- 0	0- 0	NEUTRAL	0- 0	0- 0	0- 0				

RPI	S	Opponent	Score	RPI	S	Opponent	Score	RPI	S	Opponent	Score	RPI	S	Opponent	Score	Team's RPI: 240
44	H	New Mexico	55 84	65	A	Arizona	47 71	113	A	Northern Colo.	53 63	116	A	Loyola Marymount	63 62	
				95	H	Idaho St.	69 80	120	A	Washington	59 81	125	H	Fresno St.	86 73	
								140	A	Portland St.	55 72	141	A	Montana	62 78	
								146	A	Montana St.	70 80	196	N	SMU	48 55	
								213	A	Colorado St.	54 65	228	A	Sacramento St.	61 65	
								248	A	Southern Utah	78 69	248	H	Southern Utah	76 82	
								285	H	Cal i fornia Baptist	91 88	308	H	Weber St.	74 64	
								339	A	Seattle U	65 58					
LAST 12 Division I GAMES:																
113	A	Northern Colo.	53 63	196	N	SMU	48 55	248	A	Southern Utah	78 69					
140	A	Portland St.	55 72	146	A	Montana St.	70 80	141	A	Montana	62 78					
228	A	Sacramento St.	61 65	65	A	Arizona	47 71									
248	H	Southern Utah	76 82	44	H	New Mexico	55 84									
95	H	Idaho St.	69 80													
308	H	Weber St.	74 64													

Non-Div I Games:

Northern Ariz.

■ Loss,
 ■ Non-Conf,
 ■ S Site,
 ■ H Home
 ■ A Away
 N Neutral

Average RPI Win:	180	WON-LOST	WINNING	LAST 10	STRENGTH OF	OPP. STRENGTH	TEAM	ADJ.	CONF.	ADJ CONF.
Average RPI Loss:	152	RECORD	PCT. RANK	GAMES	SCHEDULE	OF SCHEDULE	RPI	RPI	RPI	RPI
DIV. I ONLY	13- 6	75	8-2	220	92	113	113	16	16	
DIV. I NON-CONF.	5- 4	139	0- 0	208	26	106	106	12	12	

TOTALS	RPI 1-25	RPI 26-50	W-L RECORDS	RPI 51-100	RPI 101-150	RPI 150+				
13- 6	0- 1	0- 0	OVERALL	1- 1	4- 2	8- 2				
7- 2	0- 0	0- 0	HOME	1- 0	2- 1	4- 1				
6- 4	0- 1	0- 0	AWAY	0- 1	2- 1	4- 1				
0- 0	0- 0	0- 0	NEUTRAL	0- 0	0- 0	0- 0				
5- 4	0- 1	0- 0	NON-CONFERENCE	0- 1	1- 1	4- 1				
3- 0	0- 0	0- 0	HOME	0- 0	1- 0	2- 0				
2- 4	0- 1	0- 0	AWAY	0- 1	0- 1	2- 1				
0- 0	0- 0	0- 0	NEUTRAL	0- 0	0- 0	0- 0				
8- 2	0- 0	0- 0	CONFERENCE	1- 0	3- 1	4- 1				
4- 2	0- 0	0- 0	HOME	1- 0	1- 1	2- 1				
4- 0	0- 0	0- 0	AWAY	0- 0	2- 0	2- 0				
0- 0	0- 0	0- 0	NEUTRAL	0- 0	0- 0	0- 0				

RPI 1-25				RPI 26-50				RPI 51-100				RPI 101+ Team's RPI: 113			
RPI	S	Opponent	Score	RPI	S	Opponent	Score	RPI	S	Opponent	Score	RPI	S	Opponent	Score
25	A	BYU	50 70					56	A	LSU	57 62	107	A	Idaho	86 72
								95	H	Idaho St.	60 56	124	H	Chattanooga	68 65
												139	A	Colorado	69 77
												140	H	Portland St.	79 63
												141	A	Montana	73 62
												146	H	Montana St.	66 79
												165	H	Denver	74 66
												189	A	Eastern Wash.	67 62
												196	H	SMU	58 57
												213	A	Colorado St.	53 47
												228	H	Sacramento St.	82 69
												237	A	Air Force	57 69
												240	H	Northern Ariz.	63 53
												248	A	Southern Utah	71 44
												251	A	San Francisco	68 63
												308	H	Weber St.	54 55

LAST 12 Division I GAMES:															
				95	H	Idaho St.	60 56	240	H	Northern Ariz.	63 53				
				308	H	Weber St.	54 55	248	A	Southern Utah	71 44				
				146	H	Montana St.	66 79	140	H	Portland St.	79 63				
				141	A	Montana	73 62	228	H	Sacramento St.	82 69				
				189	A	Eastern Wash.	67 62	25	A	BYU	50 70				
				107	A	Idaho	86 72	124	H	Chattanooga	68 65				

Non-Div I Games:

Northern Colo.

Average RPI Win:	206	WON-LOST	WINNING	LAST 10	STRENGTH OF	OPP. STRENGTH	TEAM	ADJ.	CONF.	ADJ CONF.
Average RPI Loss:	66	RECORD	PCT. RANK	GAMES	SCHEDULE	OF SCHEDULE	RPI	RPI	RPI	RPI
DIV. I ONLY	11- 8	122	6-4	83	112	111	111	8	8	
DIV. I NON-CONF.	8- 4	91	1- 0	233	129	110	110	8	8	

TOTALS	RPI 1-25	RPI 26-50	W-L RECORDS	RPI 51-100	RPI 101-150	RPI 150+				
11- 8	0- 2	0- 3	OVERALL	2- 1	1- 1	8- 1				
8- 2	0- 1	0- 1	HOME	2- 0	1- 0	5- 0				
1- 6	0- 1	0- 2	AWAY	0- 1	0- 1	1- 1				
2- 0	0- 0	0- 0	NEUTRAL	0- 0	0- 0	2- 0				
8- 4	0- 1	0- 1	NON-CONFERENCE	1- 0	1- 1	6- 1				
6- 0	0- 0	0- 0	HOME	1- 0	1- 0	4- 0				
0- 4	0- 1	0- 1	AWAY	0- 0	0- 1	0- 1				
2- 0	0- 0	0- 0	NEUTRAL	0- 0	0- 0	2- 0				
3- 4	0- 1	0- 2	CONFERENCE	1- 1	0- 0	2- 0				
2- 2	0- 1	0- 1	HOME	1- 0	0- 0	1- 0				
1- 2	0- 0	0- 1	AWAY	0- 1	0- 0	1- 0				
0- 0	0- 0	0- 0	NEUTRAL	0- 0	0- 0	0- 0				

RPI 1-25				RPI 26-50				RPI 51-100				RPI 101+ Team's RPI: 111			
RPI	S	Opponent	Score	RPI	S	Opponent	Score	RPI	S	Opponent	Score	RPI	S	Opponent	Score
11	A	Iowa St.	60 70	30	A	Buffalo	64 93	78	H	UNI	70 59	106	H	Yale	89 80
24	H	Central Mich.	66 89	34	A	Indiana	73 91	84	H	Miami (OH)	82 71	141	A	Montana	70 86
				37	H	Ohio	53 69	89	A	Kent St.	78 87	155	H	Akron	70 59
												160	A	Southern Ill.	73 82
												206	H	Brown	109 102
												229	A	Bowling Green	66 52
												233	N	Western Ill.	86 61
												255	N	Nevada	98 69
												268	H	Eastern Ill.	78 59
												307	H	North Dakota St.	81 63
												346	H	Chicago St.	114 52

LAST 12 Division I GAMES:															
11	A	Iowa St.	60 70	255	N	Nevada	98 69	78	H	UNI	70 59				
30	A	Buffalo	64 93	89	A	Kent St.	78 87	84	H	Miami (OH)	82 71				
37	H	Ohio	53 69	206	H	Brown	109 102								
155	H	Akron	70 59	346	H	Chicago St.	114 52								
229	A	Bowling Green	66 52												
24	H	Central Mich.	66 89												

Non-Div I Games:

Northern Ill.

Average RPI	Win:	291	WON-LOST	WINNING	LAST 10	STRENGTH OF	OPP. STRENGTH	TEAM	ADJ.	CONF.	ADJ CONF.
Average RPI	Loss:	143	RECORD	PCT. RANK	GAMES	SCHEDULE	OF SCHEDULE	RPI	RPI	RPI	RPI
DIV. I ONLY	4- 14	305	4-6	191	205	288	288	20	20		
DIV. I NON-CONF.	0- 9	336	0- 0	102	188	311	311	19	19		
<hr/>											
TOTALS	RPI 1-25	RPI 26-50	W-L RECORDS	RPI 51-100	RPI 101-150	RPI 150+					
4- 14	0- 1	0- 0	OVERALL	0- 5	0- 2	4- 6					
3- 4	0- 0	0- 0	HOME	0- 3	0- 0	3- 1					
1- 7	0- 1	0- 0	AWAY	0- 2	0- 2	1- 2					
0- 3	0- 0	0- 0	NEUTRAL	0- 0	0- 0	0- 3					
0- 9	0- 1	0- 0	NON-CONFERENCE	0- 3	0- 0	0- 5					
0- 2	0- 0	0- 0	HOME	0- 1	0- 0	0- 1					
0- 4	0- 1	0- 0	AWAY	0- 2	0- 0	0- 1					
0- 3	0- 0	0- 0	NEUTRAL	0- 0	0- 0	0- 3					
4- 5	0- 0	0- 0	CONFERENCE	0- 2	0- 2	4- 1					
3- 2	0- 0	0- 0	HOME	0- 2	0- 0	3- 0					
1- 3	0- 0	0- 0	AWAY	0- 0	0- 2	1- 1					
0- 0	0- 0	0- 0	NEUTRAL	0- 0	0- 0	0- 0					

RPI	S	Opponent	Score	RPI	S	Opponent	Score	RPI	S	Opponent	Score	RPI	S	Opponent	Score	Team's RPI: 288
4	A	Louisville	59 92					70	H	Belmont	53 71	114	A	Youngstown St.	66 77	
								75	H	Green Bay	61 81	119	A	IUPUI	48 70	
								85	A	Providence	43 48	153	N	Pepperdine	46 51	
								89	A	Kent St.	61 62	155	N	Akron	60 77	
								90	H	Wright St.	55 61	191	H	Illinois St.	53 58	
												193	H	Milwaukee	55 54	
												266	A	Cleveland St.	47 76	
												286	N	La Salle	56 74	
												300	A	Austin Peay	48 52	
												302	H	Oakland	72 50	
												332	H	Detroit Mercy	68 56	
												335	A	UIC	67 49	
<hr/>																
LAST 12 Division I GAMES:																
114	A	Youngstown St.	66 77	302	H	Oakland	72 50									
266	A	Cleveland St.	47 76	332	H	Detroit Mercy	68 56									
90	H	Wright St.	55 61	335	A	UIC	67 49									
75	H	Green Bay	61 81	153	N	Pepperdine	46 51									
193	H	Milwaukee	55 54	85	A	Providence	43 48									
119	A	IUPUI	48 70	286	N	La Salle	56 74									

Non-Div I Games: Alderson Broaddus 73 32

Northern Ky.

Average RPI Win:	162	WON-LOST	WINNING	LAST 10	STRENGTH OF	OPP. STRENGTH	TEAM	ADJ.	CONF.	ADJ CONF.
Average RPI Loss:	50	RECORD	PCT. RANK	GAMES	SCHEDULE	OF SCHEDULE	RPI	RPI	RPI	RPI
DIV. I ONLY	13- 7	88	6-4	82	23	64	64	4	4	
DIV. I NON-CONF.	7- 4	109	0- 1	191	35	134	134	5	5	

TOTALS	RPI 1-25	RPI 26-50	W-L RECORDS	RPI 51-100	RPI 101-150	RPI 150+				
13- 7	1- 2	1- 2	OVERALL	2- 2	2- 1	7- 0				
7- 3	1- 1	0- 1	HOME	1- 0	1- 1	4- 0				
5- 3	0- 1	1- 1	AWAY	1- 1	1- 0	2- 0				
1- 1	0- 0	0- 0	NEUTRAL	0- 1	0- 0	1- 0				
7- 4	0- 1	0- 1	NON-CONFERENCE	2- 1	1- 1	4- 0				
4- 2	0- 1	0- 0	HOME	1- 0	1- 1	2- 0				
2- 1	0- 0	0- 1	AWAY	1- 0	0- 0	1- 0				
1- 1	0- 0	0- 0	NEUTRAL	0- 1	0- 0	1- 0				
6- 3	1- 1	1- 1	CONFERENCE	0- 1	1- 0	3- 0				
3- 1	1- 0	0- 1	HOME	0- 0	0- 0	2- 0				
3- 2	0- 1	1- 0	AWAY	0- 1	1- 0	1- 0				
0- 0	0- 0	0- 0	NEUTRAL	0- 0	0- 0	0- 0				

RPI 1-25				RPI 26-50				RPI 51-100				Team's RPI: 64				RPI 101+			
RPI	S	Opponent	Score	RPI	S	Opponent	Score	RPI	S	Opponent	Score	RPI	S	Opponent	Score	RPI	S	Opponent	Score
12	H	Marquette	57 76	27	H	Purdue	54 57	55	H	Duke	84 58	101	A	Nebraska	58 54				
14	A	Rutgers	41 45	34	A	Indiana	75 69	72	A	Michigan	78 79	108	H	Pittsburgh	49 52				
21	H	Michigan St.	70 62	38	A	DePaul	60 76	75	A	Green Bay	57 55	133	H	UT Martin	90 64				
								76	N	Kansas	57 66	172	H	Wisconsin	72 46				
												180	A	Illinois	64 56				
												180	H	Illinois	68 45				
												208	A	Florida	83 74				
												260	N	Wisconsin St.	65 43				
												335	H	UIC	87 44				
												346	H	Chicago St.	97 35				

LAST 12 Division I GAMES:																			
101	A	Nebraska	58 54	76	N	Kansas	57 66	180	A	Illinois	64 56								
172	H	Wisconsin	72 46	180	H	Illinois	68 45	14	A	Rutgers	41 45								
34	A	Indiana	75 69	27	H	Purdue	54 57	260	N	Wisconsin St.	65 43								
27	H	Purdue	54 57	72	A	Michigan	78 79	346	H	Chicago St.	97 35								
72	A	Michigan	78 79	21	H	Michigan St.	70 62												

Non-Div I Games:

Northwestern

Average RPI Win:	313	WON-LOST	WINNING	LAST 10	STRENGTH OF	OPP. STRENGTH	TEAM	ADJ.	CONF.	ADJ CONF.
Average RPI Loss:	155	RECORD	PCT. RANK	GAMES	SCHEDULE	OF SCHEDULE	RPI	RPI	RPI	RPI
DIV. I ONLY	3- 11	311	3-7	233	250	315	315	26	26	
DIV. I NON-CONF.	1- 6	318	0- 0	266	96	327	327	23	23	

TOTALS	RPI 1-25	RPI 26-50	W-L RECORDS	RPI 51-100	RPI 101-150	RPI 150+				
3- 11	0- 0	0- 2	OVERALL	0- 2	0- 1	3- 6				
3- 2	0- 0	0- 0	HOME	0- 0	0- 0	3- 2				
0- 9	0- 0	0- 2	AWAY	0- 2	0- 1	0- 4				
0- 0	0- 0	0- 0	NEUTRAL	0- 0	0- 0	0- 0				
1- 6	0- 0	0- 2	NON-CONFERENCE	0- 1	0- 1	1- 2				
1- 1	0- 0	0- 0	HOME	0- 0	0- 0	1- 1				
0- 5	0- 0	0- 2	AWAY	0- 1	0- 1	0- 1				
0- 0	0- 0	0- 0	NEUTRAL	0- 0	0- 0	0- 0				
2- 5	0- 0	0- 0	CONFERENCE	0- 1	0- 0	2- 4				
2- 1	0- 0	0- 0	HOME	0- 0	0- 0	2- 1				
0- 4	0- 0	0- 0	AWAY	0- 1	0- 0	0- 3				
0- 0	0- 0	0- 0	NEUTRAL	0- 0	0- 0	0- 0				

RPI 1-25				RPI 26-50				RPI 51-100				RPI 101+ Team's RPI: 315			
RPI	S	Opponent	Score	RPI	S	Opponent	Score	RPI	S	Opponent	Score	RPI	S	Opponent	Score
				31	A	Texas	66 104	62	A	SFA	56 84	136	A	Oklahoma	56 93
				50	A	Arkansas	53 98	98	A	Alabama	73 87	173	H	Abilene Christian	63 72
												175	A	Southern Miss.	54 69
												202	A	Nicholls St.	86 97
												216	A	Sam Houston St.	55 66
												267	H	Southeastern La.	58 47
												273	A	A&M-Corpus Christi	55 79
												294	H	La. -Monroe	55 63
												323	H	McNeese	82 63
												350	H	Alcorn	78 65
LAST 12 Division I GAMES:															
				173	H	Abilene Christian	63 72	267	H	Southeastern La.	58 47				
				62	A	SFA	56 84	216	A	Sam Houston St.	55 66				
				273	A	A&M-Corpus Christi	55 79	98	A	Alabama	73 87				
				323	H	McNeese	82 63	294	H	La. -Monroe	55 63				
				202	A	Nicholls St.	86 97	175	A	Southern Miss.	54 69				
				31	A	Texas	66 104	350	H	Alcorn	78 65				

Non-Div I Games: Loyola (LA) 71 66 Central Baptist 82 56 LeTourneau 100 40 Centenary (LA) 94 51 Northwestern St.

Average RPI	Win:	70	WON-LOST	WINNING	LAST 10	STRENGTH OF	OPP. STRENGTH	TEAM	ADJ.	CONF.	ADJ CONF.
Average RPI	Loss:	20	RECORD	PCT. RANK	GAMES	SCHEDULE	OF SCHEDULE	RPI	RPI	RPI	RPI
DIV. I ONLY		19- 2		9	9-1	1	4	1	1	1	1
DIV. I NON-CONF.		13- 1		9	1- 0	1	9	1	1	1	1

TOTALS	RPI 1-25		RPI 26-50		W-L RECORDS	RPI 51-100		RPI 101-150		RPI 150+	
19- 2	5- 1		3- 1		OVERALL	6- 0		4- 0		1- 0	
10- 1	2- 1		0- 0		HOME	3- 0		4- 0		1- 0	
6- 1	1- 0		2- 1		AWAY	3- 0		0- 0		0- 0	
3- 0	2- 0		1- 0		NEUTRAL	0- 0		0- 0		0- 0	
13- 1	4- 1		2- 0		NON-CONFERENCE	4- 0		2- 0		1- 0	
6- 1	1- 1		0- 0		HOME	2- 0		2- 0		1- 0	
4- 0	1- 0		1- 0		AWAY	2- 0		0- 0		0- 0	
3- 0	2- 0		1- 0		NEUTRAL	0- 0		0- 0		0- 0	
6- 1	1- 0		1- 1		CONFERENCE	2- 0		2- 0		0- 0	
4- 0	1- 0		0- 0		HOME	1- 0		2- 0		0- 0	
2- 1	0- 0		1- 1		AWAY	1- 0		0- 0		0- 0	
0- 0	0- 0		0- 0		NEUTRAL	0- 0		0- 0		0- 0	

RPI	S	Opponent	Score	RPI	S	Opponent	Score	RPI	S	Opponent	Score	RPI	S	Opponent	Score
4	H	Louisville	82 68	33	A	North Carolina	73 78	52	A	Tennessee	77 62	104	H	Wake Forest	78 48
7	H	UConn	71 89	38	A	DePaul	101 77	57	H	Harvard	103 58	108	H	Pittsburgh	100 44
9	H	Iowa	105 71	39	A	Georgia Tech	76 55	79	A	Virginia Tech	80 51	121	H	Western Ky.	94 53
12	A	Marquette	87 63	41	N	Oregon St.	91 81	80	H	Boston College	92 63	131	H	Lehigh	95 68
13	N	Gonzaga	81 65					86	A	Tolledo	72 56	244	H	Binghamton	103 53
16	N	Drake	82 64					92	H	Penn	75 55				

LAST 12 Division I GAMES:															
33	A	North Carolina	73 78	41	N	Oregon St.	91 81	16	N	Drake	82 64	39	A	Georgia Tech	76 55
52	A	Tennessee	77 62	16	N	Drake	82 64	108	H	Pittsburgh	100 44	131	H	Lehigh	95 68
80	H	Boston College	92 63	39	A	Georgia Tech	76 55	121	H	Western Ky.	94 53	244	H	Binghamton	103 53
79	A	Virginia Tech	80 51	108	H	Pittsburgh	100 44								
104	H	Wake Forest	78 48	131	H	Lehigh	95 68								
4	H	Louisville	82 68	12	A	Marquette	87 63								

Non-Div I Games:

Notre Dame

Oakland

O
a
k
l
a
n
d

Oakl and

Average RPI Win:	171	WON-LOST	WINNING	LAST 10	STRENGTH OF	OPP. STRENGTH	TEAM	ADJ.	CONF.	ADJ CONF.
Average RPI Loss:	24	RECORD	PCT. RANK	GAMES	SCHEDULE	OF SCHEDULE	RPI	RPI	RPI	RPI
DIV. I ONLY	17- 1	7	9-1	196	68	37	37	8	8	
DIV. I NON-CONF.	11- 0	1	0- 0	292	71	45	45	8	8	

TOTALS	RPI 1-25	RPI 26-50	W-L RECORDS	RPI 51-100	RPI 101-150	RPI 150+				
17- 1	0- 1	2- 0	OVERALL	2- 0	4- 0	9- 0				
8- 1	0- 1	1- 0	HOME	1- 0	1- 0	5- 0				
7- 0	0- 0	1- 0	AWAY	0- 0	3- 0	3- 0				
2- 0	0- 0	0- 0	NEUTRAL	1- 0	0- 0	1- 0				
11- 0	0- 0	1- 0	NON-CONFERENCE	1- 0	3- 0	6- 0				
6- 0	0- 0	1- 0	HOME	0- 0	1- 0	4- 0				
3- 0	0- 0	0- 0	AWAY	0- 0	2- 0	1- 0				
2- 0	0- 0	0- 0	NEUTRAL	1- 0	0- 0	1- 0				
6- 1	0- 1	1- 0	CONFERENCE	1- 0	1- 0	3- 0				
2- 1	0- 1	0- 0	HOME	1- 0	0- 0	1- 0				
4- 0	0- 0	1- 0	AWAY	0- 0	1- 0	2- 0				
0- 0	0- 0	0- 0	NEUTRAL	0- 0	0- 0	0- 0				

RPI 1-25				RPI 26-50				Team's RPI: 37				RPI 51-100				RPI 101+			
RPI	S	Opponent	Score	RPI	S	Opponent	Score	RPI	S	Opponent	Score	RPI	S	Opponent	Score	RPI	S	Opponent	Score
24	H	Central Mich.	70 88	27	H	Purdue	80 73	68	N	Lamar University	87 62	109	A	American	77 67				
				30	A	Buffalo	74 71	89	H	Kent St.	83 81	111	A	Northern Ill.	69 53				
												119	A	IUPUI	73 66				
												136	H	UNCW	95 72				
												179	H	Eastern Mich.	85 44				
												194	A	Ball St.	90 75				
												212	N	St. Bonaventure	70 53				
												229	A	Bowling Green	82 79				
												244	H	Binghamton	86 49				
												266	H	Cleveland St.	72 54				
												272	A	Richmond	109 58				
												311	H	Eastern Ky.	100 60				
												313	H	Coppin St.	87 62				
LAST 12 Division I GAMES:																			
179	H	Eastern Mich.	85 44	229	A	Bowling Green	82 79												
89	H	Kent St.	83 81	111	A	Northern Ill.	69 53												
194	A	Ball St.	90 75	272	A	Richmond	109 58												
24	H	Central Mich.	70 88	119	A	IUPUI	73 66												
30	A	Buffalo	74 71	313	H	Coppin St.	87 62												
109	A	American	77 67	27	H	Purdue	80 73												

Average RPI Win:	121	WON-LOST	WINNING	LAST 10	STRENGTH OF	OPP. STRENGTH	TEAM	ADJ.	CONF.	ADJ CONF.
Average RPI Loss:	64	RECORD	PCT. RANK	GAMES	SCHEDULE	OF SCHEDULE	RPI	RPI	RPI	RPI
DIV. I ONLY	8- 10	203	4-6	23	14	93	93	4	4	
DIV. I NON-CONF.	4- 5	190	0- 0	106	11	181	181	5	5	

TOTALS	RPI 1-25	RPI 26-50	W-L RECORDS	RPI 51-100	RPI 101-150	RPI 150+				
8- 10	1- 3	2- 2	OVERALL	2- 2	1- 3	2- 0				
6- 3	1- 1	2- 0	HOME	1- 0	0- 2	2- 0				
2- 5	0- 2	0- 1	AWAY	1- 1	1- 1	0- 0				
0- 2	0- 0	0- 1	NEUTRAL	0- 1	0- 0	0- 0				
4- 5	0- 1	1- 1	NON-CONFERENCE	1- 1	0- 2	2- 0				
4- 1	0- 0	1- 0	HOME	1- 0	0- 1	2- 0				
0- 2	0- 1	0- 0	AWAY	0- 0	0- 1	0- 0				
0- 2	0- 0	0- 1	NEUTRAL	0- 1	0- 0	0- 0				
4- 5	1- 2	1- 1	CONFERENCE	1- 1	1- 1	0- 0				
2- 2	1- 1	1- 0	HOME	0- 0	0- 1	0- 0				
2- 3	0- 1	0- 1	AWAY	1- 1	1- 0	0- 0				
0- 0	0- 0	0- 0	NEUTRAL	0- 0	0- 0	0- 0				

RPI 1-25				RPI 26-50				RPI 51-100				RPI 101+			
RPI	S	Opponent	Score	RPI	S	Opponent	Score	RPI	S	Opponent	Score	RPI	S	Opponent	Score
7	A	UConn	53 85	27	A	Purdue	42 60	72	A	Michigan	58 62	101	H	Nebraska	69 78
18	A	Maryland	69 75	33	H	North Carolina	76 69	79	N	Virginia Tech	73 81	120	A	Washington	59 69
18	H	Maryland	57 70	34	H	Indiana	55 50	96	H	Cincinnati	69 56	148	A	Minnesota	65 55
21	H	Michigan St.	65 55	45	N	Butler	53 66	99	A	Penn St.	76 71	150	H	South Fla.	47 71
												208	H	Florida	46 41
												332	H	Detroit Mercy	55 41

Average RPI Win:	218	WON-LOST	WINNING	LAST 10	STRENGTH OF	OPP. STRENGTH	TEAM	ADJ.	CONF.	ADJ CONF.
Average RPI Loss:	53	RECORD	PCT. RANK	GAMES	SCHEDULE	OF SCHEDULE	RPI	RPI	RPI	RPI
DIV. I ONLY	5- 13	280	2-8	5	54	136	136	3	3	
DIV. I NON-CONF.	4- 7	228	0- 1	26	119	149	149	3	3	

TOTALS	RPI 1-25	RPI 26-50	W-L RECORDS	RPI 51-100	RPI 101-150	RPI 150+				
5- 13	0- 3	0- 5	OVERALL	0- 3	1- 2	4- 0				
4- 4	0- 2	0- 1	HOME	0- 1	1- 0	3- 0				
1- 7	0- 1	0- 3	AWAY	0- 2	0- 1	1- 0				
0- 2	0- 0	0- 1	NEUTRAL	0- 0	0- 1	0- 0				
4- 7	0- 1	0- 3	NON-CONFERENCE	0- 1	1- 2	3- 0				
3- 2	0- 1	0- 1	HOME	0- 0	1- 0	2- 0				
1- 3	0- 0	0- 1	AWAY	0- 1	0- 1	1- 0				
0- 2	0- 0	0- 1	NEUTRAL	0- 0	0- 1	0- 0				
1- 6	0- 2	0- 2	CONFERENCE	0- 2	0- 0	1- 0				
1- 2	0- 1	0- 0	HOME	0- 1	0- 0	1- 0				
0- 4	0- 1	0- 2	AWAY	0- 1	0- 0	0- 0				
0- 0	0- 0	0- 0	NEUTRAL	0- 0	0- 0	0- 0				

RPI 1-25				RPI 26-50				RPI 51-100				RPI 101+				Team's RPI: 136
RPI	S	Opponent	Score	RPI	S	Opponent	Score	RPI	S	Opponent	Score	RPI	S	Opponent	Score	
2	H	Baylor	53 74	31	A	Texas	63 73	54	A	Auburn	79 95	121	H	Western Ky.	90 83	
7	H	UConn	63 72	38	H	DePaul	76 87	59	A	TCU	71 86	145	N	UAB	84 89	
11	A	Iowa St.	78 104	40	N	Clemson	62 74	60	H	West Virginia	55 66	150	A	South Fla.	70 87	
				43	A	Kansas St.	56 86					162	H	Texas Tech	66 61	
				44	A	New Mexico	80 84					196	A	SMU	77 61	
												298	H	Central Ark.	65 52	
												315	H	Northwestern St.	93 56	

LAST 12 Division I GAMES:																
				59	A	TCU	71 86	40	N	Clemson	62 74					
				11	A	Iowa St.	78 104	2	H	Baylor	53 74					
				60	H	West Virginia	55 66	196	A	SMU	77 61					
				31	A	Texas	63 73	7	H	UConn	63 72					
				43	A	Kansas St.	56 86	38	H	DePaul	76 87					
				162	H	Texas Tech	66 61	298	H	Central Ark.	65 52					

Non-Div I Games:

Okla homa

Average RPI Win:	187	WON-LOST	WINNING	LAST 10	STRENGTH OF	OPP. STRENGTH	TEAM	ADJ.	CONF.	ADJ CONF.
Average RPI Loss:	40	RECORD	PCT. RANK	GAMES	SCHEDULE	OF SCHEDULE	RPI	RPI	RPI	RPI
DIV. I ONLY	12- 6	82	5-5	109	61	82	82	3	3	
DIV. I NON-CONF.	9- 2	43	0- 0	284	121	116	116	3	3	

TOTALS	RPI 1-25	RPI 26-50	W-L RECORDS	RPI 51-100	RPI 101-150	RPI 150+				
12- 6	0- 1	0- 3	OVERALL	2- 2	0- 0	10- 0				
10- 2	0- 1	0- 0	HOME	1- 1	0- 0	9- 0				
2- 4	0- 0	0- 3	AWAY	1- 1	0- 0	1- 0				
0- 0	0- 0	0- 0	NEUTRAL	0- 0	0- 0	0- 0				
9- 2	0- 0	0- 1	NON-CONFERENCE	0- 1	0- 0	9- 0				
8- 1	0- 0	0- 0	HOME	0- 1	0- 0	8- 0				
1- 1	0- 0	0- 1	AWAY	0- 0	0- 0	1- 0				
0- 0	0- 0	0- 0	NEUTRAL	0- 0	0- 0	0- 0				
3- 4	0- 1	0- 2	CONFERENCE	2- 1	0- 0	1- 0				
2- 1	0- 1	0- 0	HOME	1- 0	0- 0	1- 0				
1- 3	0- 0	0- 2	AWAY	1- 1	0- 0	0- 0				
0- 0	0- 0	0- 0	NEUTRAL	0- 0	0- 0	0- 0				

RPI 1-25				RPI 26-50				RPI 51-100				Team's RPI : 82				RPI 101+			
RPI	S	Opponent	Score	RPI	S	Opponent	Score	RPI	S	Opponent	Score	RPI	S	Opponent	Score	RPI	S	Opponent	Score
11	H	Iowa St.	71 84	31	A	Texas	51 60	52	H	Tennessee	63 76	162	H	Texas Tech	65 57				
				42	A	UCLA	59 71	59	H	TCU	75 71	174	H	Oral Roberts	89 69				
				43	A	Kansas St.	48 59	60	A	West Virginia	58 67	176	H	Texas St.	66 55				
								76	A	Kansas	72 62	177	H	Grambling	86 40				
												184	H	UC Riverside	76 51				
												186	H	Arkansas St.	62 60				
												201	H	Prairie View	70 50				
												243	H	Samford	82 62				
												260	A	Wichita St.	60 47				
												340	H	Houston Baptist	77 44				

										LAST 12 Division I GAMES:									
				76	A	Kansas	72 62	11	H	Iowa St.	71 84								
				162	H	Texas Tech	65 57	43	A	Kansas St.	48 59								
				60	A	West Virginia	58 67	174	H	Oral Roberts	89 69								
				59	H	TCU	75 71	42	A	UCLA	59 71								
				31	A	Texas	51 60	340	H	Houston Baptist	77 44								
				177	H	Grambling	86 40	52	H	Tennessee	63 76								

Non-Div I Games:

Oklahoma St.

Average RPI Win:	207	WON-LOST	WINNING	LAST 10	STRENGTH OF	OPP. STRENGTH	TEAM	ADJ.	CONF.	ADJ CONF.
Average RPI Loss:	105	RECORD	PCT. RANK	GAMES	SCHEDULE	OF SCHEDULE	RPI	RPI	RPI	RPI
DIV. I ONLY	15- 5	47	7-3	153	143	66	66	15	15	
DIV. I NON-CONF.	9- 3	61	0- 1	31	206	28	28	18	18	

TOTALS	RPI 1-25	RPI 26-50	W-L RECORDS	RPI 51-100	RPI 101-150	RPI 150+				
15- 5	0- 1	0- 1	OVERALL	1- 0	5- 2	9- 1				
8- 1	0- 0	0- 0	HOME	0- 0	2- 1	6- 0				
5- 3	0- 1	0- 0	AWAY	1- 0	2- 1	2- 1				
2- 1	0- 0	0- 1	NEUTRAL	0- 0	1- 0	1- 0				
9- 3	0- 1	0- 1	NON-CONFERENCE	1- 0	4- 1	4- 0				
4- 1	0- 0	0- 0	HOME	0- 0	2- 1	2- 0				
3- 1	0- 1	0- 0	AWAY	1- 0	1- 0	1- 0				
2- 1	0- 0	0- 1	NEUTRAL	0- 0	1- 0	1- 0				
6- 2	0- 0	0- 0	CONFERENCE	0- 0	1- 1	5- 1				
4- 0	0- 0	0- 0	HOME	0- 0	0- 0	4- 0				
2- 2	0- 0	0- 0	AWAY	0- 0	1- 1	1- 1				
0- 0	0- 0	0- 0	NEUTRAL	0- 0	0- 0	0- 0				

RPI 1-25				RPI 26-50				RPI 51-100				Team's RPI: 66	RPI 101+			
RPI	S	Opponent	Score	RPI	S	Opponent	Score	RPI	S	Opponent	Score		RPI	S	Opponent	Score
6	A	NC State	56 85	48	N	Saint Mary's (CA)	65 83	96	A	Cincinnati	76 72		103	H	Virginia	67 73
													117	A	Tulane	56 48
													121	A	Western Ky.	60 75
													123	N	Tennessee Tech	80 73
													129	H	William & Mary	83 69
													134	H	VCU	60 57
													143	A	Louisiana Tech	70 59
													175	A	Southern Miss.	53 50
													211	N	Jacksonville	78 76
													249	A	Marshall	48 57
													258	A	Campbell	83 59
													263	H	UTSA	72 47
													269	H	UTEP	78 59
													271	H	Norfolk St.	69 53
													281	H	Fla. Atlantic	87 53
													313	H	Coppin St.	81 51
													320	H	FIU	95 68

LAST 12 Division I GAMES:																
269	H	UTEP	78 59	48	N	Saint Mary's (CA)	65 83	263	H	UTSA	72 47					
175	A	Southern Miss.	53 50					249	A	Marshall	48 57					
143	A	Louisiana Tech	70 59					313	H	Coppin St.	81 51					
320	H	FIU	95 68					117	A	Tulane	56 48					
281	H	Fla. Atlantic	87 53					134	H	VCU	60 57					
121	A	Western Ky.	60 75													

Non-Div I Games:

Old Dominion

Average RPI Win:	236	WON-LOST	WINNING	LAST 10	STRENGTH OF	OPP. STRENGTH	TEAM	ADJ.	CONF.	ADJ CONF.
Average RPI Loss:	84	RECORD	PCT. RANK	GAMES	SCHEDULE	OF SCHEDULE	RPI	RPI	RPI	RPI
DIV. I ONLY	8- 13	240	3-7	84	95	197	197	5	5	
DIV. I NON-CONF.	6- 8	199	0- 0	151	218	250	250	6	6	

TOTALS	RPI 1-25	RPI 26-50	W-L RECORDS	RPI 51-100	RPI 101-150	RPI 150+				
8- 13	1- 2	0- 3	OVERALL	0- 3	0- 3	7- 2				
7- 6	0- 0	0- 1	HOME	0- 3	0- 1	7- 1				
1- 4	1- 1	0- 1	AWAY	0- 0	0- 1	0- 1				
0- 3	0- 1	0- 1	NEUTRAL	0- 0	0- 1	0- 0				
6- 8	0- 1	0- 1	NON-CONFERENCE	0- 2	0- 3	6- 1				
6- 4	0- 0	0- 0	HOME	0- 2	0- 1	6- 1				
0- 1	0- 0	0- 0	AWAY	0- 0	0- 1	0- 0				
0- 3	0- 1	0- 1	NEUTRAL	0- 0	0- 1	0- 0				
2- 5	1- 1	0- 2	CONFERENCE	0- 1	0- 0	1- 1				
1- 2	0- 0	0- 1	HOME	0- 1	0- 0	1- 0				
1- 3	1- 1	0- 1	AWAY	0- 0	0- 0	0- 1				
0- 0	0- 0	0- 0	NEUTRAL	0- 0	0- 0	0- 0				

RPI 1-25				RPI 26-50				RPI 51-100				RPI 101+ Team's RPI: 197			
RPI	S	Opponent	Score	RPI	S	Opponent	Score	RPI	S	Opponent	Score	RPI	S	Opponent	Score
7	N	UConn	50 90	27	N	Purdue	59 70	56	H	LSU	41 55	119	H	IUPUI	58 66
10	A	Mississippi St.	49 80	36	A	Missouri	55 78	59	H	TCU	50 55	122	N	St. John's (NY)	59 64
22	A	Kentucky	55 49	50	H	Arkansas	55 85	94	H	Troy	54 71	143	A	Louisiana Tech	71 80
												167	A	Vanderbilt	68 80
												203	H	Jacksonville St.	49 60
												208	H	Florida	76 66
												218	H	Temple	62 55
												253	H	Louisiana	79 57
												271	H	Norfolk St.	60 42
												280	H	Western Mich.	69 66
												291	H	North Florida	82 69
												343	H	Savannah St.	74 51

LAST 12 Division I GAMES:															
208	H	Florida	76 66	10	A	Mississippi St.	49 80	167	A	Vanderbilt	68 80				
22	A	Kentucky	55 49	56	H	LSU	41 55	94	H	Troy	54 71				
50	H	Arkansas	55 85	36	A	Missouri	55 78	143	A	Louisiana Tech	71 80				
291	H	North Florida	82 69					253	H	Louisiana	79 57				
								343	H	Savannah St.	74 51				

Non-Div I Games:

Ole Miss

Average RPI Win: 323
Average RPI Loss: 150

WON-LOST
RECORD

WINNING
PCT. RANK

LAST 10
GAMES

STRENGTH OF
SCHEDULE

OPP. STRENGTH
OF SCHEDULE

TEAM
RPI

ADJ.
RPI

CONF.
RPI

ADJ CONF.
RPI

DIV. I ONLY	5- 14	287	1-9	277	253	310	310	18	18
DIV. I NON-CONF.	4- 7	228	1- 0	291	311	286	286	17	17

TOTALS	RPI 1-25	RPI 26-50	W-L RECORDS	RPI 51-100	RPI 101-150	RPI 150+			
5- 14	0- 0	0- 3	OVERALL	0- 2	0- 1	5- 8			
3- 5	0- 0	0- 1	HOME	0- 0	0- 0	3- 4			
1- 8	0- 0	0- 2	AWAY	0- 2	0- 1	1- 3			
1- 1	0- 0	0- 0	NEUTRAL	0- 0	0- 0	1- 1			
4- 7	0- 0	0- 1	NON-CONFERENCE	0- 2	0- 1	4- 3			
2- 2	0- 0	0- 0	HOME	0- 0	0- 0	2- 2			
1- 4	0- 0	0- 1	AWAY	0- 2	0- 1	1- 0			
1- 1	0- 0	0- 0	NEUTRAL	0- 0	0- 0	1- 1			
1- 7	0- 0	0- 2	CONFERENCE	0- 0	0- 0	1- 5			
1- 3	0- 0	0- 1	HOME	0- 0	0- 0	1- 2			
0- 4	0- 0	0- 1	AWAY	0- 0	0- 0	0- 3			
0- 0	0- 0	0- 0	NEUTRAL	0- 0	0- 0	0- 0			

RPI 1-25				RPI 26-50				RPI 51-100				RPI 101+ Team's RPI: 310			
RPI	S	Opponent	Score	RPI	S	Opponent	Score	RPI	S	Opponent	Score	RPI	S	Opponent	Score
				32	H	South Dakota	49 80	78	A	UNI	50 79	146	A	Montana St.	56 59
				35	A	South Dakota St.	47 81	83	A	Creighton	51 66	151	H	Bradley	60 80
				43	A	Kansas St.	46 61					157	H	CSUN	52 64
												165	H	Denver	68 95
												174	H	Oral Roberts	56 71
												215	A	North Dakota	57 68
												233	A	Western Ill.	70 78
												258	N	Campbell	52 65
												284	H	CSU Bakersfield	53 46
												307	H	North Dakota St.	78 61
												332	A	Detroit Mercy	51 42
												334	A	Purdue Fort Wayne	48 56
												341	H	USC Upstate	96 69
												349	N	Florida A&M	57 50
LAST 12 Division I GAMES:															
334	A	Purdue Fort Wayne	48 56	349	N	Florida A&M	57 50								
32	H	South Dakota	49 80	35	A	South Dakota St.	47 81								
233	A	Western Ill.	70 78	165	H	Denver	68 95								
215	A	North Dakota	57 68	78	A	UNI	50 79								
307	H	North Dakota St.	78 61	146	A	Montana St.	56 59								
174	H	Oral Roberts	56 71	151	H	Bradley	60 80								

Non-Div I Games: Graceland (IA) 81 39

Omaha

Average RPI Win:	262	WON-LOST	WINNING	LAST 10	STRENGTH OF	OPP. STRENGTH	TEAM	ADJ.	CONF.	ADJ CONF.
Average RPI Loss:	91	RECORD	PCT. RANK	GAMES	SCHEDULE	OF SCHEDULE	RPI	RPI	RPI	RPI

DIV. I ONLY	9- 10	183	5-5	183	165	174	174	18	18
DIV. I NON-CONF.	5- 6	177	0- 0	123	117	140	140	17	17
TOTALS	RPI 1-25	RPI 26-50	W-L RECORDS	RPI 51-100	RPI 101-150	RPI 150+			
9- 10	0- 1	0- 3	OVERALL	0- 2	0- 2	9- 2			
4- 4	0- 0	0- 1	HOME	0- 0	0- 2	4- 1			
5- 6	0- 1	0- 2	AWAY	0- 2	0- 0	5- 1			
0- 0	0- 0	0- 0	NEUTRAL	0- 0	0- 0	0- 0			
5- 6	0- 1	0- 1	NON-CONFERENCE	0- 2	0- 2	5- 0			
2- 2	0- 0	0- 0	HOME	0- 0	0- 2	2- 0			
3- 4	0- 1	0- 1	AWAY	0- 2	0- 0	3- 0			
0- 0	0- 0	0- 0	NEUTRAL	0- 0	0- 0	0- 0			
4- 4	0- 0	0- 2	CONFERENCE	0- 0	0- 0	4- 2			
2- 2	0- 0	0- 1	HOME	0- 0	0- 0	2- 1			
2- 2	0- 0	0- 1	AWAY	0- 0	0- 0	2- 1			
0- 0	0- 0	0- 0	NEUTRAL	0- 0	0- 0	0- 0			

RPI	S	Opponent	Score	RPI	S	Opponent	Score	RPI	S	Opponent	Score	RPI	S	Opponent	Score	Team's RPI: 174
9	A	Iowa	77 90	32	H	South Dakota	72 76	76	A	Kansas	58 70	112	H	UT Arlington	62 80	
				35	A	South Dakota St.	55 68	82	A	Oklahoma St.	69 89	138	H	Tulsa	68 76	
				50	A	Arkansas	61 74					165	A	Denver	76 93	
												176	A	Texas St.	81 64	
												195	H	UMKC	75 64	
												215	H	North Dakota	67 75	
												216	A	Sam Houston St.	73 62	
												233	H	Western Ill.	68 64	
												248	H	Southern Utah	64 59	
												307	H	North Dakota St.	101 72	
												310	A	Omaha	71 56	
												334	A	Purdue Fort Wayne	72 61	
												340	A	Houston Baptist	74 56	
LAST 12 Division I GAMES:																
				32	H	South Dakota	72 76	307	H	North Dakota St.	101 72					
				35	A	South Dakota St.	55 68	165	A	Denver	76 93					
				334	A	Purdue Fort Wayne	72 61	82	A	Oklahoma St.	69 89					
				233	H	Western Ill.	68 64	340	A	Houston Baptist	74 56					
				215	H	North Dakota	67 75	216	A	Sam Houston St.	73 62					
				310	A	Omaha	71 56	112	H	UT Arlington	62 80					

Non-Div I Games: Harris-Stowe 74 46 Cent. Christian (KS) 94 47

Oral Roberts

Average RPI	Win:	98	WON-LOST	WINNING	LAST 10	STRENGTH OF	OPP. STRENGTH	TEAM	ADJ.	CONF.	ADJ CONF.
Average RPI	Loss:	21	RECORD	PCT. RANK	GAMES	SCHEDULE	OF SCHEDULE	RPI	RPI	RPI	RPI
DIV. I ONLY		18- 1		4	10-0	26	2	5	5	2	2
DIV. I NON-CONF.		10- 1		18	0- 0	14	39	3	3	2	2

TOTALS	RPI 1-25		RPI 26-50		W-L RECORDS	RPI 51-100		RPI 101-150		RPI 150+	
18- 1	3- 1		5- 0		OVERALL	1- 0		4- 0		5- 0	
10- 0	3- 0		1- 0		HOME	1- 0		2- 0		3- 0	
7- 1	0- 1		4- 0		AWAY	0- 0		2- 0		1- 0	
1- 0	0- 0		0- 0		NEUTRAL	0- 0		0- 0		1- 0	
10- 1	2- 1		3- 0		NON-CONFERENCE	0- 0		0- 0		5- 0	
6- 0	2- 0		1- 0		HOME	0- 0		0- 0		3- 0	
3- 1	0- 1		2- 0		AWAY	0- 0		0- 0		1- 0	
1- 0	0- 0		0- 0		NEUTRAL	0- 0		0- 0		1- 0	
8- 0	1- 0		2- 0		CONFERENCE	1- 0		4- 0		0- 0	
4- 0	1- 0		0- 0		HOME	1- 0		2- 0		0- 0	
4- 0	0- 0		2- 0		AWAY	0- 0		2- 0		0- 0	
0- 0	0- 0		0- 0		NEUTRAL	0- 0		0- 0		0- 0	

RPI	S	Opponent	Score	RPI	S	Opponent	Score	RPI	S	Opponent	Score	RPI	S	Opponent	Score
8	H	Syracuse	75 73	30	H	Buffalo	102 82	65	H	Ari zona	93 60	105	A	Washington St.	79 64
10	H	Mississippi St.	82 74	35	A	South Dakota St.	87 79					105	H	Washington St.	98 58
15	H	Ari zona St.	77 71	42	A	UCLA	72 52					120	A	Washington	76 57
21	A	Michigan St.	82 88	48	A	Saint Mary's (CA)	79 55					120	H	Washington	84 71
				49	A	Southern California	93 53					156	H	UC Irvine	115 69

LAST 12 Division I GAMES:															
				65	H	Ari zona	93 60					120	A	Washington	76 57
				15	H	Ari zona St.	77 71					105	A	Washington St.	79 64
				42	A	UCLA	72 52					156	H	UC Irvine	115 69
				49	A	Southern California	93 53					237	H	Air Force	82 36
				105	H	Washington St.	98 58					10	H	Mississippi St.	82 74
				120	H	Washington	84 71					35	A	South Dakota St.	87 79

Non-Div I Games: Alas. Fairbanks 115 36

Oregon

Average RPI Win: 143

Average RPI Loss: 12

WON-LOST
RECORDWINNING
PCT. RANKLAST 10
GAMESSTRENGTH OF
SCHEDULEOPP. STRENGTH
OF SCHEDULETEAM
RPIADJ.
RPICONF.
RPIADJ CONF.
RPIDIV. I ONLY
DIV. I NON-CONF.17- 3
10- 215
379-1
0- 1173
2111
1641
6541
652
22
2

TOTALS

RPI 1-25

RPI 26-50

W-L RECORDS

RPI 51-100

RPI 101-150

RPI 150+

17- 3

1- 3

3- 0

OVERALL

2- 0

5- 0

6- 0

10- 1

0- 1

1- 0

HOME

2- 0

2- 0

5- 0

4- 0

0- 0

2- 0

AWAY

0- 0

2- 0

0- 0

3- 2

1- 2

0- 0

NEUTRAL

0- 0

1- 0

1- 0

10- 2

1- 2

1- 0

NON-CONFERENCE

1- 0

1- 0

6- 0

7- 0

0- 0

1- 0

HOME

1- 0

0- 0

5- 0

0- 0

0- 0

0- 0

AWAY

0- 0

0- 0

0- 0

3- 2

1- 2

0- 0

NEUTRAL

0- 0

1- 0

1- 0

7- 1

0- 1

2- 0

CONFERENCE

1- 0

4- 0

0- 0

3- 1

0- 1

0- 0

HOME

1- 0

2- 0

0- 0

4- 0

0- 0

2- 0

AWAY

0- 0

2- 0

0- 0

0- 0

0- 0

0- 0

NEUTRAL

0- 0

0- 0

0- 0

RPI 1-25

RPI 26-50

Team's RPI: 41

RPI 51-100

RPI 101+

RPI	S	Opponent	Score
1	N	Notre Dame	81 91
15	H	Arizona St.	76 79
19	N	Texas A&M	70 76
20	N	South Carolina	70 68

RPI	S	Opponent	Score
42	A	UCLA	83 73
48	H	Saint Mary's (CA)	89 56
49	A	Southern California	76 52

RPI	S	Opponent	Score
55	H	Duke	71 57
65	H	Arizona	86 64

RPI	S	Opponent	Score
105	A	Washington St.	52 35
105	H	Washington St.	76 69
120	A	Washington	86 39
120	H	Washington	78 67
121	N	Western Ky.	74 60
152	H	Santa Clara	82 31
189	N	Eastern Wash.	93 45
284	H	CSU Bakersfield	92 52
286	H	La Salle	100 46
318	H	Cal Poly	79 54
344	H	Ark.-Pine Bluff	89 33

LAST 12 Division I GAMES:

105	A	Washington St.	52 35	1	N	Notre Dame	81 91
120	A	Washington	86 39	20	N	South Carolina	70 68
15	H	Arizona St.	76 79	120	H	Washington	78 67
65	H	Arizona	86 64	105	H	Washington St.	76 69
49	A	Southern California	76 52	284	H	CSU Bakersfield	92 52
42	A	UCLA	83 73	55	H	Duke	71 57

Non-Div I Games:

Oregon St.

■ Loss,
 ■ Non-Conf,
 ■ Site,
 ■ Home
 ■ Away
 N Neutral

Average RPI Win: 204

Average RPI Loss: 45

WON-LOST
RECORDWINNING
PCT. RANKLAST 10
GAMESSTRENGTH OF
SCHEDULEOPP. STRENGTH
OF SCHEDULETEAM
RPIADJ.
RPICONF.
RPIADJ CONF.
RPIDIV. I ONLY
DIV. I NON-CONF.13- 6
7- 375
837-3
0- 0116
195114
17573
8673
867
77
7

TOTALS

RPI 1-25

RPI 26-50

W-L RECORDS

RPI 51-100

RPI 101-150

RPI 150+

13- 6

0- 3

1- 1

OVERALL

2- 1

1- 1

9- 0

7- 2

0- 1

1- 0

HOME

1- 0

0- 1

5- 0

6- 3

0- 2

0- 0

AWAY

1- 1

1- 0

4- 0

0- 1

0- 0

0- 1

NEUTRAL

0- 0

0- 0

0- 0

7- 3

0- 1

0- 1

NON-CONFERENCE

2- 1

0- 0

5- 0

4- 0

0- 0

0- 0

HOME

1- 0

0- 0

3- 0

3- 2

0- 1

0- 0

AWAY

1- 1

0- 0

2- 0

0- 1

0- 0

0- 1

NEUTRAL

0- 0

0- 0

0- 0

6- 3

0- 2

1- 0

CONFERENCE

0- 0

1- 1

4- 0

3- 2

0- 1

1- 0

HOME

0- 0

0- 1

2- 0

3- 1

0- 1

0- 0

AWAY

0- 0

1- 0

2- 0

0- 0

0- 0

0- 0

NEUTRAL

0- 0

0- 0

0- 0

RPI 1-25

RPI 26-50

RPI 51-100 Team's RPI: 73

RPI 101+

RPI	S	Opponent	Score
13	A	Gonzaga	65 88
17	A	UCF	57 64
25	H	BYU	74 77

RPI	S	Opponent	Score
28	N	Cal i forn i a	69 81
48	H	Saint Mary's (CA)	76 67

RPI	S	Opponent	Score
58	H	Wyomi ng	70 64
68	A	Lamar Uni versi ty	66 82
74	A	UC Davi s	83 80

RPI	S	Opponent	Score
116	H	Loyol a Marymount	67 72
149	A	Portland	76 66
152	A	Santa Clara	74 70
153	H	Pepperdi ne	78 67
214	A	Cal St. Fullerton	72 64
251	A	San Franci sco	85 75
261	H	San Di ego	79 47
307	H	North Dakota St.	75 68
319	H	UC Santa Barbara	69 53
328	A	San Jose St.	91 67
339	H	Seattle U	75 61

LAST 12 Di vi si on I GAMES:

251	A	San Franci sco	85 75	153	H	Pepperdi ne	78 67
152	A	Santa Clara	74 70	116	H	Loyol a Marymount	67 72
261	H	San Di ego	79 47	48	H	Saint Mary's (CA)	76 67
25	H	BYU	74 77	214	A	Cal St. Fullerton	72 64
13	A	Gonzaga	65 88	68	A	Lamar Uni versi ty	66 82
149	A	Portland	76 66	17	A	UCF	57 64

Non-Di v I Games:

Paci fi c

Loss,
 Non-Conf,
 S Site,
 H Home
 A Away
 N Neutral

Average RPI Win:	236	WON-LOST	WINNING	LAST 10	STRENGTH OF	OPP. STRENGTH	TEAM	ADJ.	CONF.	ADJ CONF.
Average RPI Loss:	37	RECORD	PCT. RANK	GAMES	SCHEDULE	OF SCHEDULE	RPI	RPI	RPI	RPI
DIV. I ONLY	10- 3	40	8-2	246	93	92	92	11	11	
DIV. I NON-CONF.	9- 3	61	0- 0	265	105	104	104	10	10	

TOTALS	RPI 1-25	RPI 26-50	W-L RECORDS	RPI 51-100	RPI 101-150	RPI 150+				
10- 3	0- 1	0- 1	OVERALL	1- 1	1- 0	8- 0				
4- 1	0- 0	0- 1	HOME	0- 0	0- 0	4- 0				
6- 1	0- 1	0- 0	AWAY	1- 0	1- 0	4- 0				
0- 1	0- 0	0- 0	NEUTRAL	0- 1	0- 0	0- 0				
9- 3	0- 1	0- 1	NON-CONFERENCE	0- 1	1- 0	8- 0				
4- 1	0- 0	0- 1	HOME	0- 0	0- 0	4- 0				
5- 1	0- 1	0- 0	AWAY	0- 0	1- 0	4- 0				
0- 1	0- 0	0- 0	NEUTRAL	0- 1	0- 0	0- 0				
1- 0	0- 0	0- 0	CONFERENCE	1- 0	0- 0	0- 0				
0- 0	0- 0	0- 0	HOME	0- 0	0- 0	0- 0				
1- 0	0- 0	0- 0	AWAY	1- 0	0- 0	0- 0				
0- 0	0- 0	0- 0	NEUTRAL	0- 0	0- 0	0- 0				

RPI 1-25				RPI 26-50				RPI 51-100				RPI 101+			
RPI	S	Opponent	Score	RPI	S	Opponent	Score	RPI	S	Opponent	Score	RPI	S	Opponent	Score
1	A	Notre Dame	55 75	46	H	Villanova	50 58	63	N	Maine	46 47	110	A	Drexel	55 39
								81	A	Princeton	66 60	218	H	Temple	71 62
												225	A	Navy	65 61
												252	A	Siena	58 51
												262	A	Stetson	75 53
												286	H	La Salle	65 34
												287	H	Saint Joseph's	65 45
												312	H	NJIT	85 42
												329	A	Iona	66 43

LAST 12 Division I GAMES:															
				81	A	Princeton	66 60	218	H	Temple	71 62				
				262	A	Stetson	75 53	46	H	Villanova	50 58				
				110	A	Drexel	55 39	225	A	Navy	65 61				
				329	A	Iona	66 43	312	H	NJIT	85 42				
				286	H	La Salle	65 34	287	H	Saint Joseph's	65 45				
				63	N	Maine	46 47	1	A	Notre Dame	55 75				

Non-Div I Games: Haverford 81 46

Penn

Average RPI Win: 158

Average RPI Loss: 57

WON-LOST
RECORDWINNING
PCT. RANKLAST 10
GAMESSTRENGTH OF
SCHEDULEOPP. STRENGTH
OF SCHEDULETEAM
RPIADJ.
RPICONF.
RPIADJ CONF.
RPIDIV. I ONLY
DIV. I NON-CONF.10- 10
7- 4169
1094-6
0- 017
6372
12399
10099
1004
54
5

TOTALS

RPI 1-25

RPI 26-50

W-L RECORDS

RPI 51-100

RPI 101-150

RPI 150+

10- 10

0- 5

0- 2

OVERALL

2- 1

2- 0

6- 2

8- 6

0- 2

0- 1

HOME

2- 1

1- 0

5- 2

2- 4

0- 3

0- 1

AWAY

0- 0

1- 0

1- 0

0- 0

0- 0

0- 0

NEUTRAL

0- 0

0- 0

0- 0

7- 4

0- 1

0- 1

NON-CONFERENCE

2- 0

2- 0

3- 2

6- 3

0- 0

0- 1

HOME

2- 0

1- 0

3- 2

1- 1

0- 1

0- 0

AWAY

0- 0

1- 0

0- 0

0- 0

0- 0

0- 0

NEUTRAL

0- 0

0- 0

0- 0

3- 6

0- 4

0- 1

CONFERENCE

0- 1

0- 0

3- 0

2- 3

0- 2

0- 0

HOME

0- 1

0- 0

2- 0

1- 3

0- 2

0- 1

AWAY

0- 0

0- 0

1- 0

0- 0

0- 0

0- 0

NEUTRAL

0- 0

0- 0

0- 0

RPI 1-25

RPI 26-50

RPI 51-100

Team's RPI: 99

RPI 101+

RPI	S	Opponent	Score
14	A	Rutgers	61 74
14	H	Rutgers	61 69
18	A	Maryland	67 79
18	H	Maryland	61 77
23	A	Florida St.	58 87

RPI	S	Opponent	Score
28	H	Cal i forni a	58 75
34	A	Indi ana	75 83

RPI	S	Opponent	Score
81	H	Princeton	79 71
85	H	Provi dence	74 72
93	H	Ohio St.	71 76

RPI	S	Opponent	Score
109	H	Ameri can	80 59
144	A	Fordham	72 55
161	H	Duquesne	58 64
163	H	Stony Brook	70 81
172	A	Wi sconsi n	65 59
172	H	Wi sconsi n	71 64
180	H	Ill i noi s	62 48
211	H	Jacksonville	80 61
212	H	St. Bonaventure	80 65
215	H	North Dakota	75 68

LAST 12 Division I GAMES:

18	A	Maryl and	67 79	14	H	Rutgers	61 69
93	H	Ohio St.	71 76	172	A	Wi sconsi n	65 59
180	H	Ill i noi s	62 48	18	H	Maryl and	61 77
14	A	Rutgers	61 74	109	H	Ameri can	80 59
172	H	Wi sconsi n	71 64	212	H	St. Bonaventure	80 65
34	A	Indi ana	75 83	161	H	Duquesne	58 64

Non-Div I Games:

Penn St.

Average RPI Win:	241	WON-LOST	WINNING	LAST 10	STRENGTH OF	OPP. STRENGTH	TEAM	ADJ.	CONF.	ADJ CONF.
Average RPI Loss:	96	RECORD	PCT. RANK	GAMES	SCHEDULE	OF SCHEDULE	RPI	RPI	RPI	RPI
DIV. I ONLY	11- 8	122	6-4	253	110	153	153	7	7	
DIV. I NON-CONF.	6- 4	125	0- 0	345	195	221	221	7	7	

TOTALS	RPI 1-25	RPI 26-50	W-L RECORDS	RPI 51-100	RPI 101-150	RPI 150+				
11- 8	0- 2	0- 1	OVERALL	0- 3	2- 1	9- 1				
5- 1	0- 1	0- 0	HOME	0- 0	2- 0	3- 0				
4- 6	0- 1	0- 1	AWAY	0- 3	0- 1	4- 0				
2- 1	0- 0	0- 0	NEUTRAL	0- 0	0- 0	2- 1				
6- 4	0- 0	0- 0	NON-CONFERENCE	0- 2	0- 1	6- 1				
1- 0	0- 0	0- 0	HOME	0- 0	0- 0	1- 0				
3- 3	0- 0	0- 0	AWAY	0- 2	0- 1	3- 0				
2- 1	0- 0	0- 0	NEUTRAL	0- 0	0- 0	2- 1				
5- 4	0- 2	0- 1	CONFERENCE	0- 1	2- 0	3- 0				
4- 1	0- 1	0- 0	HOME	0- 0	2- 0	2- 0				
1- 3	0- 1	0- 1	AWAY	0- 1	0- 0	1- 0				
0- 0	0- 0	0- 0	NEUTRAL	0- 0	0- 0	0- 0				

RPI 1-25				RPI 26-50				RPI 51-100				RPI 101+ Team's RPI: 153			
RPI	S	Opponent	Score	RPI	S	Opponent	Score	RPI	S	Opponent	Score	RPI	S	Opponent	Score
13	H	Gonzaga	54 79	48	A	Saint Mary's (CA)	68 79	73	A	Pacific	67 78	116	H	Loyola Marymount	95 86
25	A	BYU	58 83					85	A	Providence	47 66	139	A	Colorado	65 80
								95	A	Idaho St.	63 65	149	H	Portland	82 68
												152	H	Santa Clara	74 48
												228	N	Sacramento St.	113 97
												246	A	Hawaii	65 64
												251	H	San Francisco	69 50
												261	A	San Diego	74 55
												286	N	La Salle	55 62
												288	N	Northern Ky.	51 46
												308	H	Weber St.	68 47
												318	A	Cal Poly	70 63
												339	A	Seattle U	78 64
LAST 12 Division I GAMES:															
116	H	Loyola Marymount	95 86	73	A	Pacific	67 78								
251	H	San Francisco	69 50	48	A	Saint Mary's (CA)	68 79								
152	H	Santa Clara	74 48	149	H	Portland	82 68								
261	A	San Diego	74 55	288	N	Northern Ky.	51 46								
25	A	BYU	58 83	286	N	La Salle	55 62								
13	H	Gonzaga	54 79	85	A	Providence	47 66								

Non-Div I Games:

Pepperdine

Average RPI Loss: 59

DIV. I ONLY	9- 12	216	3-7	15	37	108	108	1	1
DIV. I NON-CONF.	9- 5	105	0- 0	82	134	92	92	1	1
TOTALS	RPI 1-25	RPI 26-50	W-L RECORDS	RPI 51-100	RPI 101-150	RPI 150+			
9- 12	0- 5	1- 1	OVERALL	2- 3	2- 2	4- 1			
5- 7	0- 2	0- 1	HOME	1- 2	2- 2	2- 0			
2- 4	0- 3	0- 0	AWAY	1- 1	0- 0	1- 0			
2- 1	0- 0	1- 0	NEUTRAL	0- 0	0- 0	1- 1			
9- 5	0- 1	1- 0	NON-CONFERENCE	2- 2	2- 1	4- 1			
5- 3	0- 1	0- 0	HOME	1- 1	2- 1	2- 0			
2- 1	0- 0	0- 0	AWAY	1- 1	0- 0	1- 0			
2- 1	0- 0	1- 0	NEUTRAL	0- 0	0- 0	1- 1			
0- 7	0- 4	0- 1	CONFERENCE	0- 1	0- 1	0- 0			
0- 4	0- 1	0- 1	HOME	0- 1	0- 1	0- 0			
0- 3	0- 3	0- 0	AWAY	0- 0	0- 0	0- 0			
0- 0	0- 0	0- 0	NEUTRAL	0- 0	0- 0	0- 0			

RPI 1-25				RPI 26-50				RPI 51-100				RPI 101+ Team's RPI: 108			
RPI	S	Opponent	Score	RPI	S	Opponent	Score	RPI	S	Opponent	Score	RPI	S	Opponent	Score
1	A	Notre Dame	44 100	40	H	Clemson	59 65	60	H	West Virginia	43 77	103	H	Virginia	57 74
4	A	Louisville	42 70	50	N	Arkansas	61 54	64	A	Northwestern	52 49	114	H	Youngstown St.	55 64
6	A	NC State	34 63					80	H	Boston College	55 59	136	H	UNCW	60 56
8	H	Syracuse	50 82					96	H	Cincinnati	65 48	144	H	Fordham	65 62
17	H	UCF	58 61					100	A	Georgetown	41 70	161	A	Duquesne	66 58
LAST 12 Division I GAMES:															
				40	H	Clemson	59 65	4	A	Louisville	42 70				
				8	H	Syracuse	50 82	103	H	Virginia	57 74				
				80	H	Boston College	55 59	241	H	Saint Francis (PA)	78 75				
				6	A	NC State	34 63	136	H	UNCW	60 56				
				1	A	Notre Dame	44 100	60	H	West Virginia	43 77				
				161	A	Duquesne	66 58	144	H	Fordham	65 62				

Non-Div I Games:

Pittsburgh

Average RPI Win:	242	WON-LOST	WINNING	LAST 10	STRENGTH OF	OPP. STRENGTH	TEAM	ADJ.	CONF.	ADJ CONF.
Average RPI Loss:	94	RECORD	PCT. RANK	GAMES	SCHEDULE	OF SCHEDULE	RPI	RPI	RPI	RPI
DIV. I ONLY	8- 10	203	3-7	79	196	149	149	7	7	
DIV. I NON-CONF.	6- 3	91	0- 0	118	332	97	97	7	7	

TOTALS	RPI 1-25	RPI 26-50	W-L RECORDS	RPI 51-100	RPI 101-150	RPI 150+				
8- 10	0- 2	0- 1	OVERALL	0- 2	0- 2	8- 3				
4- 4	0- 0	0- 1	HOME	0- 1	0- 0	4- 2				
4- 5	0- 2	0- 0	AWAY	0- 0	0- 2	4- 1				
0- 1	0- 0	0- 0	NEUTRAL	0- 1	0- 0	0- 0				
6- 3	0- 0	0- 0	NON-CONFERENCE	0- 1	0- 1	6- 1				
3- 1	0- 0	0- 0	HOME	0- 0	0- 0	3- 1				
3- 1	0- 0	0- 0	AWAY	0- 0	0- 1	3- 0				
0- 1	0- 0	0- 0	NEUTRAL	0- 1	0- 0	0- 0				
2- 7	0- 2	0- 1	CONFERENCE	0- 1	0- 1	2- 2				
1- 3	0- 0	0- 1	HOME	0- 1	0- 0	1- 1				
1- 4	0- 2	0- 0	AWAY	0- 0	0- 1	1- 1				
0- 0	0- 0	0- 0	NEUTRAL	0- 0	0- 0	0- 0				

RPI 1-25				RPI 26-50				RPI 51-100				RPI 101+ Team's RPI: 149			
RPI	S	Opponent	Score	RPI	S	Opponent	Score	RPI	S	Opponent	Score	RPI	S	Opponent	Score
13	A	Gonzaga	71 97	48	H	Saint Mary's (CA)	91 98	65	N	Arizona	70 92	116	A	Loyola Marymount	58 76
25	A	BYU	71 79					73	H	Paci fi c	66 76	140	A	Portland St.	79 92
												152	H	Santa Clara	66 72
												153	A	Pepperdi ne	68 82
												156	H	UC Irvine	69 84
												158	H	Utah St.	61 54
												214	H	Cal St. Fullerton	83 74
												237	H	Air Force	79 60
												246	A	Hawai i	72 65
												251	H	San Franci sco	78 73
												259	A	Utah Valley	65 60
												261	A	San Di ego	69 60
												308	A	Weber St.	89 73
LAST 12 Division I GAMES:															
25	A	BYU	71 79	251	H	San Franci sco	78 73								
261	A	San Diego	69 60	152	H	Santa Clara	66 72								
13	A	Gonzaga	71 97	153	A	Pepperdi ne	68 82								
48	H	Saint Mary's (CA)	91 98	237	H	Air Force	79 60								
73	H	Paci fi c	66 76	156	H	UC Irvine	69 84								
116	A	Loyola Marymount	58 76	140	A	Portland St.	79 92								

Non-Div I Games: Warner Paci fi c 98 63 Willamette 82 27

Portland

Average RPI Win:	229	WON-LOST	WINNING	LAST 10	STRENGTH OF	OPP. STRENGTH	TEAM	ADJ.	CONF.	ADJ CONF.
Average RPI Loss:	125	RECORD	PCT. RANK	GAMES	SCHEDULE	OF SCHEDULE	RPI	RPI	RPI	RPI
DIV. I ONLY	13- 3	26	7-3	330	169	140	140	16	16	
DIV. I NON-CONF.	7- 1	31	0- 0	338	243	167	167	12	12	

TOTALS	RPI 1-25	RPI 26-50	W-L RECORDS	RPI 51-100	RPI 101-150	RPI 150+				
13- 3	0- 0	0- 0	OVERALL	1- 0	3- 2	9- 1				
9- 1	0- 0	0- 0	HOME	1- 0	3- 0	5- 1				
4- 2	0- 0	0- 0	AWAY	0- 0	0- 2	4- 0				
0- 0	0- 0	0- 0	NEUTRAL	0- 0	0- 0	0- 0				
7- 1	0- 0	0- 0	NON-CONFERENCE	1- 0	1- 0	5- 1				
5- 1	0- 0	0- 0	HOME	1- 0	1- 0	3- 1				
2- 0	0- 0	0- 0	AWAY	0- 0	0- 0	2- 0				
0- 0	0- 0	0- 0	NEUTRAL	0- 0	0- 0	0- 0				
6- 2	0- 0	0- 0	CONFERENCE	0- 0	2- 2	4- 0				
4- 0	0- 0	0- 0	HOME	0- 0	2- 0	2- 0				
2- 2	0- 0	0- 0	AWAY	0- 0	0- 2	2- 0				
0- 0	0- 0	0- 0	NEUTRAL	0- 0	0- 0	0- 0				

RPI 1-25				RPI 26-50				RPI 51-100				RPI 101+				Team's RPI: 140		
RPI	S	Opponent	Score	RPI	S	Opponent	Score	RPI	S	Opponent	Score	RPI	S	Opponent	Score			
								74	H	UC Davis	65 50	107	A	Idaho	78	80		
												113	A	Northern Colo.	63	79		
												141	H	Montana	78	60		
												146	H	Montana St.	55	53		
												149	H	Portland	92	79		
												156	H	UC Irvine	68	73		
												189	A	Eastern Wash.	76	64		
												210	H	UNLV	58	49		
												240	H	Northern Ariz.	72	55		
												248	H	Southern Utah	63	49		
												269	A	UTEP	89	61		
												308	A	Weber St.	77	59		
												328	H	San Jose St.	80	51		
												338	A	Grand Canyon	60	55		
												339	H	Seattle U	68	43		

LAST 12 Division I GAMES:																		
240	H	Northern Ariz.	72 55	107	A	Idaho	78	80	189	A	Eastern Wash.	76	64	156	H	UC Irvine	68	73
248	H	Southern Utah	63 49	210	H	UNLV	58	49	338	A	Grand Canyon	60	55	269	A	UTEP	89	61
308	A	Weber St.	77 59															
141	H	Montana	78 60															
146	H	Montana St.	55 53															
113	A	Northern Colo.	63 79															

Non-Div I Games: Warner Pacific 102 49

Portland St.

Average RPI Win:	295	WON-LOST	WINNING	LAST 10	STRENGTH OF	OPP. STRENGTH	TEAM	ADJ.	CONF.	ADJ CONF.
Average RPI Loss:	112	RECORD	PCT. RANK	GAMES	SCHEDULE	OF SCHEDULE	RPI	RPI	RPI	RPI
DIV. I ONLY	6- 9	229	5-5	227	215	201	201	29	29	
DIV. I NON-CONF.	1- 7	319	0- 0	19	62	186	186	27	27	

TOTALS	RPI 1-25	RPI 26-50	W-L RECORDS	RPI 51-100	RPI 101-150	RPI 150+				
6- 9	0- 2	0- 1	OVERALL	0- 2	0- 1	6- 3				
1- 3	0- 0	0- 0	HOME	0- 1	0- 0	1- 2				
4- 6	0- 2	0- 1	AWAY	0- 1	0- 1	4- 1				
1- 0	0- 0	0- 0	NEUTRAL	0- 0	0- 0	1- 0				
1- 7	0- 2	0- 1	NON-CONFERENCE	0- 2	0- 1	1- 1				
0- 1	0- 0	0- 0	HOME	0- 1	0- 0	0- 0				
0- 6	0- 2	0- 1	AWAY	0- 1	0- 1	0- 1				
1- 0	0- 0	0- 0	NEUTRAL	0- 0	0- 0	1- 0				
5- 2	0- 0	0- 0	CONFERENCE	0- 0	0- 0	5- 2				
1- 2	0- 0	0- 0	HOME	0- 0	0- 0	1- 2				
4- 0	0- 0	0- 0	AWAY	0- 0	0- 0	4- 0				
0- 0	0- 0	0- 0	NEUTRAL	0- 0	0- 0	0- 0				

RPI 1-25				RPI 26-50				RPI 51-100				RPI 101+ Team's RPI: 201			
RPI	S	Opponent	Score	RPI	S	Opponent	Score	RPI	S	Opponent	Score	RPI	S	Opponent	Score
11	A	Iowa St.	46 94	50	A	Arkansas	44 71	53	H	Rice	58 68	139	A	Colorado	38 79
19	A	Texas A&M	57 70					82	A	Oklahoma St.	50 70	177	H	Grambling	63 64
												182	A	Southern U.	55 54
												227	H	Texas Southern	44 52
												247	A	UTRGV	50 57
												273	N	A&M-Corpus Christi	67 59
												306	H	Jackson St.	76 57
												317	A	Mississippi Val.	75 65
												344	A	Ark.-Pine Bluff	80 41
												350	A	Alcorn	82 61

LAST 12 Division I GAMES:															
177	H	Grambling	63 64	344	A	Ark.-Pine Bluff	80 41	11	A	Iowa St.	46 94				
306	H	Jackson St.	76 57	317	A	Mississippi Val.	75 65	50	A	Arkansas	44 71				
227	H	Texas Southern	44 52					139	A	Colorado	38 79				
350	A	Alcorn	82 61					53	H	Rice	58 68				
182	A	Southern U.	55 54												
19	A	Texas A&M	57 70												

Non-Div I Games: Jarvis Christian 117 32 Arlington Baptist 105 31

Prairie View

Average RPI Win:	315	WON-LOST	WINNING	LAST 10	STRENGTH OF	OPP. STRENGTH	TEAM	ADJ.	CONF.	ADJ CONF.
Average RPI Loss:	193	RECORD	PCT. RANK	GAMES	SCHEDULE	OF SCHEDULE	RPI	RPI	RPI	RPI

DIV. I ONLY	4- 14	305	3-7	304	311	327	327	28	28
DIV. I NON-CONF.	2- 9	297	0- 0	296	252	325	325	29	29
TOTALS	RPI 1-25	RPI 26-50	W-L RECORDS	RPI 51-100	RPI 101-150	RPI 150+			
4- 14	0- 0	0- 0	OVERALL	0- 1	0- 5	4- 8			
3- 3	0- 0	0- 0	HOME	0- 0	0- 0	3- 3			
1- 11	0- 0	0- 0	AWAY	0- 1	0- 5	1- 5			
0- 0	0- 0	0- 0	NEUTRAL	0- 0	0- 0	0- 0			
2- 9	0- 0	0- 0	NON-CONFERENCE	0- 1	0- 3	2- 5			
1- 2	0- 0	0- 0	HOME	0- 0	0- 0	1- 2			
1- 7	0- 0	0- 0	AWAY	0- 1	0- 3	1- 3			
0- 0	0- 0	0- 0	NEUTRAL	0- 0	0- 0	0- 0			
2- 5	0- 0	0- 0	CONFERENCE	0- 0	0- 2	2- 3			
2- 1	0- 0	0- 0	HOME	0- 0	0- 0	2- 1			
0- 4	0- 0	0- 0	AWAY	0- 0	0- 2	0- 2			
0- 0	0- 0	0- 0	NEUTRAL	0- 0	0- 0	0- 0			

RPI S Opponent	Score	RPI S Opponent	Score	RPI S Opponent	Score	RPI S Opponent	Score	Team's RPI: 327
				52 A Tennessee	49 97	126 A Radford	49 59	
						128 A Davidson	56 83	
						130 A Georgia	59 83	
						136 A UNCW	48 63	
						142 A High Point	40 79	
						167 A Vanderbilt	43 78	
						235 H Gardner-Webb	58 66	
						238 A Furman	68 76	
						243 A Samford	54 75	
						258 A Campbell	46 51	
						270 H Ga. Southern	68 69	
						277 H Wofford	61 50	
						278 A Winthrop	52 55	
						292 A Col. of Charleston	71 65	
						293 H South Carolina St.	48 57	
						341 H USC Upstate	70 54	
						348 H Longwood	81 66	
LAST 12 Division I GAMES:								
235 H Gardner-Webb	58 66	278 A Winthrop	52 55					
341 H USC Upstate	70 54	126 A Radford	49 59					
142 A High Point	40 79	130 A Georgia	59 83					
348 H Longwood	81 66	292 A Col. of Charleston	71 65					
258 A Campbell	46 51	128 A Davidson	56 83					
238 A Furman	68 76	270 H Ga. Southern	68 69					

Non-Div I Games:

Presbyterian

Average RPI Win:	189	WON-LOST	WINNING	LAST 10	STRENGTH OF	OPP. STRENGTH	TEAM	ADJ.	CONF.	ADJ CONF.
Average RPI Loss:	73	RECORD	PCT. RANK	GAMES	SCHEDULE	OF SCHEDULE	RPI	RPI	RPI	RPI
DIV. I ONLY	8- 8	169	7-3	43	108	81	81	11	11	
DIV. I NON-CONF.	8- 7	160	0- 0	53	92	72	72	10	10	

TOTALS	RPI 1-25	RPI 26-50	W-L RECORDS	RPI 51-100	RPI 101-150	RPI 150+				
8- 8	0- 1	0- 3	OVERALL	2- 3	1- 0	5- 1				
3- 2	0- 0	0- 0	HOME	1- 2	1- 0	1- 0				
5- 3	0- 0	0- 1	AWAY	1- 1	0- 0	4- 1				
0- 3	0- 1	0- 2	NEUTRAL	0- 0	0- 0	0- 0				
8- 7	0- 1	0- 3	NON-CONFERENCE	2- 2	1- 0	5- 1				
3- 1	0- 0	0- 0	HOME	1- 1	1- 0	1- 0				
5- 3	0- 0	0- 1	AWAY	1- 1	0- 0	4- 1				
0- 3	0- 1	0- 2	NEUTRAL	0- 0	0- 0	0- 0				
0- 1	0- 0	0- 0	CONFERENCE	0- 1	0- 0	0- 0				
0- 1	0- 0	0- 0	HOME	0- 1	0- 0	0- 0				
0- 0	0- 0	0- 0	AWAY	0- 0	0- 0	0- 0				
0- 0	0- 0	0- 0	NEUTRAL	0- 0	0- 0	0- 0				

RPI 1-25				RPI 26-50				RPI 51-100				Team's RPI: 81				RPI 101+			
RPI	S	Opponent	Score	RPI	S	Opponent	Score	RPI	S	Opponent	Score	RPI	S	Opponent	Score	RPI	S	Opponent	Score
8	N	Syracuse	61 92	38	N	DePaul	67 82	67	H	Qui nni pi ac	54 42	128	H	Davi dson	65 57				
				43	N	Kansas St.	61 80	87	H	Seton Hall	66 70	154	H	Marist	60 57				
				46	A	Villanova	46 67	91	A	Hartford	75 38	170	A	George Washington	49 64				
								92	H	Penn	60 66	223	A	Rider	89 65				
								99	A	Penn St.	71 79	245	A	Monmouth	79 47				
												275	A	St. Francis Brooklyn	83 64				
												325	A	New Hampshire	90 42				
LAST 12 Division I GAMES:																			
				91	A	Hartford	75 38	92	H	Penn	60 66								
				275	A	St. Francis Brooklyn	83 64	325	A	New Hampshire	90 42								
				154	H	Marist	60 57	46	A	Villanova	46 67								
				245	A	Monmouth	79 47	43	N	Kansas St.	61 80								
				67	H	Qui nni pi ac	54 42	8	N	Syracuse	61 92								
				128	H	Davidson	65 57	38	N	DePaul	67 82								

Non-Div I Games:

Princeton

Average RPI	Win:	170	WON-LOST	WINNING	LAST 10	STRENGTH OF	OPP. STRENGTH	TEAM	ADJ.	CONF.	ADJ CONF.
Average RPI	Loss:	81	RECORD	PCT. RANK	GAMES	SCHEDULE	OF SCHEDULE	RPI	RPI	RPI	RPI
DIV. I ONLY		13- 8		110	6-4	96	80	85	85	6	6
DIV. I NON-CONF.		8- 4		91	1- 0	213	176	142	142	4	4

TOTALS	RPI 1-25		RPI 26-50		W-L RECORDS	RPI 51-100		RPI 101-150		RPI 150+	
13- 8	0- 1		2- 1		OVERALL	2- 5		2- 0		7- 1	
8- 3	0- 0		2- 0		HOME	0- 3		1- 0		5- 0	
4- 5	0- 1		0- 1		AWAY	2- 2		1- 0		1- 1	
1- 0	0- 0		0- 0		NEUTRAL	0- 0		0- 0		1- 0	
8- 4	0- 0		0- 0		NON-CONFERENCE	1- 3		1- 0		6- 1	
5- 2	0- 0		0- 0		HOME	0- 2		1- 0		4- 0	
2- 2	0- 0		0- 0		AWAY	1- 1		0- 0		1- 1	
1- 0	0- 0		0- 0		NEUTRAL	0- 0		0- 0		1- 0	
5- 4	0- 1		2- 1		CONFERENCE	1- 2		1- 0		1- 0	
3- 1	0- 0		2- 0		HOME	0- 1		0- 0		1- 0	
2- 3	0- 1		0- 1		AWAY	1- 1		1- 0		0- 0	
0- 0	0- 0		0- 0		NEUTRAL	0- 0		0- 0		0- 0	

RPI	S	Opponent	Score	RPI	S	Opponent	Score	RPI	S	Opponent	Score	RPI	S	Opponent	Score
12	A	Marquette	46 85	38	A	DePaul	62 88	67	H	Qui nni pi ac	44 48	106	H	Yale	59 42
				45	H	Butler	74 68	69	H	Northeastern	59 65	122	A	St. John's (NY)	67 66
				46	H	Villanova	67 61	80	A	Boston College	61 57	153	H	Pepperdine	66 47
								83	A	Creighton	77 63	178	A	Rhode Island	65 72
								87	A	Seton Hall	73 79	188	H	Xavier	71 58
								99	A	Penn St.	72 74	224	H	Sacred Heart	62 52
								100	H	Georgetown	52 68	286	H	La Salle	77 47
												288	H	Northern Ky.	48 43
												289	N	Bryant	72 64
												297	A	UMass Lowell	71 47
LAST 12 Division I GAMES:															
188	H	Xavier	71 58	289	N	Bryant	72 64	83	A	Creighton	77 63	38	A	DePaul	62 88
45	H	Butler	74 68									12	A	Marquette	46 85
87	A	Seton Hall	73 79									286	H	La Salle	77 47
122	A	St. John's (NY)	67 66									288	H	Northern Ky.	48 43
46	H	Villanova	67 61												
100	H	Georgetown	52 68												

Non-Div I Games:

Providence

Average RPI Win: 139

Average RPI Loss: 54

WON-LOST
RECORDWINNING
PCT. RANKLAST 10
GAMESSTRENGTH OF
SCHEDULEOPP. STRENGTH
OF SCHEDULETEAM
RPIADJ.
RPICONF.
RPIADJ CONF.
RPIDIV. I ONLY
DIV. I NON-CONF.15- 7
9- 481
857-3
0- 019
5853
9927
6127
614
54
5

TOTALS

RPI 1-25

RPI 26-50

W-L RECORDS

RPI 51-100

RPI 101-150

RPI 150+

15- 7 1- 4
11- 1 1- 1
3- 4 0- 2
1- 2 0- 12- 1
2- 0
0- 1
0- 0OVERALL
HOME
AWAY
NEUTRAL4- 0
3- 0
1- 0
0- 01- 1
0- 0
1- 0
0- 17- 1
5- 0
1- 1
1- 09- 4 0- 2
7- 1 0- 1
1- 1 0- 0
1- 2 0- 11- 1
1- 0
0- 1
0- 0NON-CONFERENCE
HOME
AWAY
NEUTRAL1- 0
1- 0
0- 0
0- 00- 1
0- 0
0- 0
0- 17- 0
5- 0
1- 0
1- 06- 3 1- 2
4- 0 1- 0
2- 3 0- 2
0- 0 0- 01- 0
1- 0
0- 0
0- 0CONFERENCE
HOME
AWAY
NEUTRAL3- 0
2- 0
1- 0
0- 01- 0
0- 0
1- 0
0- 00- 1
0- 0
0- 1
0- 0

RPI 1-25

RPI 26-50

Team's RPI: 27

RPI 51-100

RPI 101+

RPI	S	Opponent	Score
7	N	UConn	40 86
9	A	Iowa	58 72
9	H	Iowa	62 57
14	A	Rutgers	63 65
20	H	South Carolina	73 82

RPI	S	Opponent	Score
26	H	Miami (FL)	74 63
34	H	Indiana	56 53
37	A	Ohio	73 80

RPI	S	Opponent	Score
57	H	Harvard	66 65
64	A	Northwestern	57 54
72	H	Michigan	71 70
93	H	Ohio St.	60 42

RPI	S	Opponent	Score
122	N	St. John's (NY)	62 68
148	A	Minnesota	64 53
151	H	Bradley	74 61
172	A	Wisconsin	69 76
194	A	Ball St.	80 38
197	N	Ole Miss	70 59
221	H	Loyola Chicago	65 41
233	H	Western Ill.	81 60
256	H	Albany (NY)	53 41
334	H	Purdue Fort Wayne	78 44

LAST 12 Division I GAMES:

34	H	Indiana	56 53	9	A	Iowa	58 72
14	A	Rutgers	63 65	148	A	Minnesota	64 53
64	A	Northwestern	57 54	93	H	Ohio St.	60 42
9	H	Iowa	62 57	151	H	Bradley	74 61
72	H	Michigan	71 70	256	H	Albany (NY)	53 41
172	A	Wisconsin	69 76	20	H	South Carolina	73 82

Purdue

Purdue

Non-Div I Games:

Purdue

Loss, Non-Conf, S Site, H Home A Away N Neutral

Average RPI Win:	271	WON-LOST	WINNING	LAST 10	STRENGTH OF	OPP. STRENGTH	TEAM	ADJ.	CONF.	ADJ CONF.
Average RPI Loss:	191	RECORD	PCT. RANK	GAMES	SCHEDULE	OF SCHEDULE	RPI	RPI	RPI	RPI

DIV. I ONLY	3- 14	321	3-7	298	249	334	334	18	18
DIV. I NON-CONF.	1- 8	322	0- 0	317	314	343	343	17	17

TOTALS	RPI 1-25	RPI 26-50	W-L RECORDS	RPI 51-100	RPI 101-150	RPI 150+			
3- 14	0- 0	0- 3	OVERALL	0- 0	0- 0	3- 11			
2- 5	0- 0	0- 1	HOME	0- 0	0- 0	2- 4			
1- 9	0- 0	0- 2	AWAY	0- 0	0- 0	1- 7			
0- 0	0- 0	0- 0	NEUTRAL	0- 0	0- 0	0- 0			
1- 8	0- 0	0- 1	NON-CONFERENCE	0- 0	0- 0	1- 7			
0- 3	0- 0	0- 0	HOME	0- 0	0- 0	0- 3			
1- 5	0- 0	0- 1	AWAY	0- 0	0- 0	1- 4			
0- 0	0- 0	0- 0	NEUTRAL	0- 0	0- 0	0- 0			
2- 6	0- 0	0- 2	CONFERENCE	0- 0	0- 0	2- 4			
2- 2	0- 0	0- 1	HOME	0- 0	0- 0	2- 1			
0- 4	0- 0	0- 1	AWAY	0- 0	0- 0	0- 3			
0- 0	0- 0	0- 0	NEUTRAL	0- 0	0- 0	0- 0			

RPI	S	Opponent	Score	RPI	S	Opponent	Score	RPI	S	Opponent	Score	RPI	S	Opponent	Score
27	A	Purdue	44 78	32	A	South Dakota	51 69	35	H	South Dakota St.	52 85	165	H	Denver	70 55
												174	H	Oral Roberts	61 72
												179	H	Eastern Mi ch.	72 87
												193	A	Mi l waukee	48 70
												207	H	SI UE	49 57
												215	A	North Dakota	60 79
												221	A	Loyol a Chi cago	67 81
												233	A	Western III.	59 73
												268	A	Eastern III.	63 72
												280	A	Western Mi ch.	61 69
												301	H	Val parai so	64 68
												307	A	North Dakota St.	54 70
												310	H	Omaha	56 48
												337	A	Evansvi lle	72 66
LAST 12 Divi sion I GAMES:															
233	A	Western III.	59 73	165	H	Denver	70 55	310	H	Omaha	56 48	301	H	Val parai so	64 68
32	A	South Dakota	51 69	310	H	Omaha	56 48	179	H	Eastern Mi ch.	72 87	193	A	Mi l waukee	48 70
174	H	Oral Roberts	61 72	301	H	Val parai so	64 68	221	A	Loyol a Chi cago	67 81				
35	H	South Dakota St.	52 85												
215	A	North Dakota	60 79												
307	A	North Dakota St.	54 70												

Non-Div I Games: Taylor (IN) 84 74 Goshen 86 45 Ind. -Kokomo 87 50

Average RPI	Win: 217	WON-LOST RECORD	WINNING PCT. RANK	LAST 10 GAMES	STRENGTH OF SCHEDULE	OPP. STRENGTH OF SCHEDULE	TEAM RPI	ADJ. RPI	CONF. RPI	ADJ CONF. RPI
Average RPI	Loss: 40									
DIV. I ONLY	13- 6	75	9-1	110	128	67	67	27	27	
DIV. I NON-CONF.	5- 6	177	1- 0	20	13	56	56	28	28	

TOTALS	RPI 1-25	RPI 26-50	W-L RECORDS	RPI 51-100	RPI 101-150	RPI 150+				
13- 6	0- 2	0- 2	OVERALL	2- 2	1- 0	10- 0				
5- 2	0- 2	0- 0	HOME	0- 0	0- 0	5- 0				
7- 2	0- 0	0- 0	AWAY	2- 2	1- 0	4- 0				
1- 2	0- 0	0- 2	NEUTRAL	0- 0	0- 0	1- 0				
5- 6	0- 2	0- 2	NON-CONFERENCE	2- 2	1- 0	2- 0				
1- 2	0- 2	0- 0	HOME	0- 0	0- 0	1- 0				
3- 2	0- 0	0- 0	AWAY	2- 2	1- 0	0- 0				
1- 2	0- 0	0- 2	NEUTRAL	0- 0	0- 0	1- 0				
8- 0	0- 0	0- 0	CONFERENCE	0- 0	0- 0	8- 0				
4- 0	0- 0	0- 0	HOME	0- 0	0- 0	4- 0				
4- 0	0- 0	0- 0	AWAY	0- 0	0- 0	4- 0				
0- 0	0- 0	0- 0	NEUTRAL	0- 0	0- 0	0- 0				

RPI 1-25				RPI 26-50				RPI 51-100 Team's RPI: 67				RPI 101+			
RPI	S	Opponent	Score	RPI	S	Opponent	Score	RPI	S	Opponent	Score	RPI	S	Opponent	Score
17	H	UCF	45 47	31	N	Texas	55 56	51	A	Bucknell	58 75	110	A	Drexel	56 52
24	H	Central Mich.	52 67	36	N	Missouri	51 65	57	A	Harvard	72 67	154	A	Marist	76 69
								81	A	Princeton	42 54	194	N	Ball St.	69 66
								85	A	Providence	48 44	236	A	Niagara	96 55
												245	H	Monmouth	67 38
												252	H	Siena	68 31
												272	H	Richmond	65 48
												279	A	Canisius	55 42
												305	H	Saint Peter's	90 45
												309	H	Fairfield	81 36
												329	A	Iona	76 39

LAST 12 Division I GAMES:															
329	A	Iona	76 39	194	N	Ball St.	69 66	36	N	Missouri	51 65	305	H	Saint Peter's	90 45
252	H	Siena	68 31	309	H	Fairfield	81 36	17	H	UCF	45 47	272	H	Richmond	65 48
279	A	Canisius	55 42												
236	A	Niagara	96 55												
245	H	Monmouth	67 38												
154	A	Marist	76 69												

Non-Div I Games:

Qui nni pi ac

Average RPI Win: 241

Average RPI Loss: 123

WON-LOST
RECORDWINNING
PCT. RANKLAST 10
GAMESSTRENGTH OF
SCHEDULEOPP. STRENGTH
OF SCHEDULETEAM
RPIADJ.
RPICONF.
RPIADJ CONF.
RPIDIV. I ONLY
DIV. I NON-CONF.12- 6
5- 582
1628-2
0- 0209
124237
97126
119126
11928
2928
29

TOTALS

RPI 1-25

RPI 26-50

W-L RECORDS

RPI 51-100

RPI 101-150

RPI 150+

12- 6

0- 1

0- 0

OVERALL

0- 1

3- 2

9- 2

6- 1

0- 0

0- 0

HOME

0- 0

1- 1

5- 0

5- 4

0- 1

0- 0

AWAY

0- 1

2- 0

3- 2

1- 1

0- 0

0- 0

NEUTRAL

0- 0

0- 1

1- 0

5- 5

0- 1

0- 0

NON-CONFERENCE

0- 1

2- 2

3- 1

2- 1

0- 0

0- 0

HOME

0- 0

0- 1

2- 0

2- 3

0- 1

0- 0

AWAY

0- 1

2- 0

0- 1

1- 1

0- 0

0- 0

NEUTRAL

0- 0

0- 1

1- 0

7- 1

0- 0

0- 0

CONFERENCE

0- 0

1- 0

6- 1

4- 0

0- 0

0- 0

HOME

0- 0

1- 0

3- 0

3- 1

0- 0

0- 0

AWAY

0- 0

0- 0

3- 1

0- 0

0- 0

0- 0

NEUTRAL

0- 0

0- 0

0- 0

RPI 1-25

RPI 26-50

RPI 51-100

RPI 101+

Team's RPI: 126

RPI	S	Opponent	Score
6	A	NC State	58 75

RPI	S	Opponent	Score
79	A	Virginia Tech	44 55

RPI	S	Opponent	Score
79	A	Virginia Tech	44 55

RPI	S	Opponent	Score
101	N	Nebraska	39 77
103	A	Virginia	57 44
132	H	Morehead St.	72 79
134	A	VCU	54 49
142	H	High Point	80 58
187	A	Hampton	54 68
198	H	UNC Asheville	60 46
218	N	Temple	56 50
230	A	Mt. St. Mary's	77 89
257	H	ETSU	79 64
258	A	Campbell	56 52
278	H	Winthrop	70 49
293	H	South Carolina St.	61 31
327	H	Presbyterian	59 49
336	A	Charleston So.	67 41
348	A	Longwood	68 34

LAST 12 Division I GAMES:

348	A	Longwood	68 34	258	A	Campbell	56 52
336	A	Charleston So.	67 41	327	H	Presbyterian	59 49
278	H	Winthrop	70 49	230	A	Mt. St. Mary's	77 89
187	A	Hampton	54 68	134	A	VCU	54 49
142	H	High Point	80 58	132	H	Morehead St.	72 79
198	H	UNC Asheville	60 46	103	A	Virginia	57 44

Non-Div I Games:

Shepherd

60 46

Radford

■ Loss,
 ■ Non-Conf,
 ■ S Site,
 ■ Home
 ■ Away
 N Neutral

Average RPI Win:	211	WON-LOST	WINNING	LAST 10	STRENGTH OF	OPP. STRENGTH	TEAM	ADJ.	CONF.	ADJ CONF.
Average RPI Loss:	118	RECORD	PCT. RANK	GAMES	SCHEDULE	OF SCHEDULE	RPI	RPI	RPI	RPI
DIV. I ONLY	7- 12	243	2-8	87	179	178	178	17	17	
DIV. I NON-CONF.	5- 7	206	1- 0	51	172	145	145	16	16	

TOTALS	RPI 1-25	RPI 26-50	W-L RECORDS	RPI 51-100	RPI 101-150	RPI 150+				
7- 12	0- 1	0- 1	OVERALL	1- 3	0- 4	6- 3				
3- 6	0- 0	0- 0	HOME	1- 3	0- 2	2- 1				
4- 6	0- 1	0- 1	AWAY	0- 0	0- 2	4- 2				
0- 0	0- 0	0- 0	NEUTRAL	0- 0	0- 0	0- 0				
5- 7	0- 1	0- 1	NON-CONFERENCE	1- 3	0- 1	4- 1				
3- 3	0- 0	0- 0	HOME	1- 3	0- 0	2- 0				
2- 4	0- 1	0- 1	AWAY	0- 0	0- 1	2- 1				
0- 0	0- 0	0- 0	NEUTRAL	0- 0	0- 0	0- 0				
2- 5	0- 0	0- 0	CONFERENCE	0- 0	0- 3	2- 2				
0- 3	0- 0	0- 0	HOME	0- 0	0- 2	0- 1				
2- 2	0- 0	0- 0	AWAY	0- 0	0- 1	2- 1				
0- 0	0- 0	0- 0	NEUTRAL	0- 0	0- 0	0- 0				

RPI 1-25				RPI 26-50				RPI 51-100				RPI 101+ Team's RPI: 178			
RPI	S	Opponent	Score	RPI	S	Opponent	Score	RPI	S	Opponent	Score	RPI	S	Opponent	Score
22	A	Kentucky	52 75	40	A	Clemson	67 80	57	H	Harvard	47 80	128	H	Davidson	67 77
								80	H	Boston College	64 88	134	A	VCU	39 74
								85	H	Providence	72 65	144	H	Fordham	38 56
								91	H	Hartford	51 65	148	A	Minnesota	71 91
												170	H	George Washington	59 64
												192	A	George Mason	69 75
												200	A	Saint Louis	68 56
												206	H	Brown	72 67
												209	A	Holy Cross	65 73
												215	H	North Dakota	77 63
												222	A	Robert Morris	46 41
												272	A	Richmond	66 60
												274	A	Vermont	61 58
LAST 12 Division I GAMES:															
144	H	Fordham	38 56	206	H	Brown	72 67								
134	A	VCU	39 74	192	A	George Mason	69 75								
200	A	Saint Louis	68 56	57	H	Harvard	47 80								
128	H	Davidson	67 77	148	A	Minnesota	71 91								
170	H	George Washington	59 64	91	H	Hartford	51 65								
272	A	Richmond	66 60	40	A	Clemson	67 80								

Non-Div I Games:

Rhode Island

Average RPI Win:	204	WON-LOST	WINNING	LAST 10	STRENGTH OF	OPP. STRENGTH	TEAM	ADJ.	CONF.	ADJ CONF.
Average RPI Loss:	31	RECORD	PCT. RANK	GAMES	SCHEDULE	OF SCHEDULE	RPI	RPI	RPI	RPI
DIV. I ONLY	16- 3	22	9-1	224	94	53	53	15	15	
DIV. I NON-CONF.	9- 3	61	0- 0	278	61	96	96	18	18	

TOTALS	RPI 1-25	RPI 26-50	W-L RECORDS	RPI 51-100	RPI 101-150	RPI 150+				
16- 3	0- 1	0- 2	OVERALL	2- 0	2- 0	12- 0				
8- 0	0- 0	0- 0	HOME	0- 0	0- 0	8- 0				
7- 2	0- 1	0- 1	AWAY	2- 0	2- 0	3- 0				
1- 1	0- 0	0- 1	NEUTRAL	0- 0	0- 0	1- 0				
9- 3	0- 1	0- 2	NON-CONFERENCE	1- 0	0- 0	8- 0				
5- 0	0- 0	0- 0	HOME	0- 0	0- 0	5- 0				
3- 2	0- 1	0- 1	AWAY	1- 0	0- 0	2- 0				
1- 1	0- 0	0- 1	NEUTRAL	0- 0	0- 0	1- 0				
7- 0	0- 0	0- 0	CONFERENCE	1- 0	2- 0	4- 0				
3- 0	0- 0	0- 0	HOME	0- 0	0- 0	3- 0				
4- 0	0- 0	0- 0	AWAY	1- 0	2- 0	1- 0				
0- 0	0- 0	0- 0	NEUTRAL	0- 0	0- 0	0- 0				

RPI 1-25				RPI 26-50				RPI 51-100				RPI 101+			
RPI	S	Opponent	Score	RPI	S	Opponent	Score	RPI	S	Opponent	Score	RPI	S	Opponent	Score
19	A	Texas A&M	54 65	33	N	North Carolina	50 71	71	A	Middle Tenn.	60 47	143	A	Louisiana Tech	61 51
				42	A	UCLA	50 59	77	A	Little Rock	79 65	145	A	UAB	55 43
												159	H	Georgia St.	66 49
												175	A	Southern Miss.	58 47
												183	H	North Texas	64 52
												196	H	SMU	66 52
												201	A	Prairie View	68 58
												205	N	Coastal Caro.	56 52
												227	H	Texas Southern	76 71
												263	H	UTSA	85 54
												269	H	UTEP	76 42
												304	A	Incarnate Word	74 63
												323	H	McNeese	93 65
												326	H	New Orleans	67 56
LAST 12 Division I GAMES:															
183	H	North Texas	64 52	145	A	UAB	55 43	71	A	Middle Tenn.	60 47	205	N	Coastal Caro.	56 52
269	H	UTEP	76 42	33	N	North Carolina	50 71	196	H	SMU	66 52	201	A	Prairie View	68 58
263	H	UTSA	85 54												
143	A	Louisiana Tech	61 51												
175	A	Southern Miss.	58 47												
304	A	Incarnate Word	74 63												

Non-Div I Games:

Rice

Average RPI Win:	262	WON-LOST	WINNING	LAST 10	STRENGTH OF	OPP. STRENGTH	TEAM	ADJ.	CONF.	ADJ CONF.
Average RPI Loss:	132	RECORD	PCT. RANK	GAMES	SCHEDULE	OF SCHEDULE	RPI	RPI	RPI	RPI
DIV. I ONLY	5- 15	294	3-7	156	152	272	272	17	17	
DIV. I NON-CONF.	3- 10	278	0- 0	116	131	266	266	16	16	

TOTALS	RPI 1-25	RPI 26-50	W-L RECORDS	RPI 51-100	RPI 101-150	RPI 150+				
5- 15	0- 1	0- 1	OVERALL	0- 3	0- 6	5- 4				
4- 6	0- 0	0- 1	HOME	0- 1	0- 2	4- 2				
1- 8	0- 1	0- 0	AWAY	0- 1	0- 4	1- 2				
0- 1	0- 0	0- 0	NEUTRAL	0- 1	0- 0	0- 0				
3- 10	0- 1	0- 1	NON-CONFERENCE	0- 3	0- 3	3- 2				
3- 4	0- 0	0- 1	HOME	0- 1	0- 1	3- 1				
0- 5	0- 1	0- 0	AWAY	0- 1	0- 2	0- 1				
0- 1	0- 0	0- 0	NEUTRAL	0- 1	0- 0	0- 0				
2- 5	0- 0	0- 0	CONFERENCE	0- 0	0- 3	2- 2				
1- 2	0- 0	0- 0	HOME	0- 0	0- 1	1- 1				
1- 3	0- 0	0- 0	AWAY	0- 0	0- 2	1- 1				
0- 0	0- 0	0- 0	NEUTRAL	0- 0	0- 0	0- 0				

RPI	S	Opponent	Score	RPI	S	Opponent	Score	RPI	S	Opponent	Score	RPI	S	Opponent	Score	Team's RPI: 272
17	A	UCF	48 70	37	H	Ohio	58 109	67	A	Quinnipiac	48 65	104	A	Wake Forest	48 62	
								79	N	Virginia Tech	57 85	110	H	Drexel	35 58	
								100	H	Georgetown	53 73	128	A	Davidson	55 78	
												129	A	William & Mary	55 65	
												134	H	VCU	43 68	
												144	A	Fordham	48 60	
												161	A	Duquesne	54 80	
												178	H	Rhode Island	60 66	
												181	H	UMES	57 55	
												242	H	Howard	67 60	
												281	A	Fla. Atlantic	55 69	
												286	A	La Salle	74 60	
												287	H	Saint Joseph's	46 45	
												309	H	Fairfield	40 58	
												316	H	UNC Greensboro	59 48	
LAST 12 Division I GAMES:																
161	A	Duquesne	54 80	286	A	La Salle	74 60									
128	A	Davidson	55 78	287	H	Saint Joseph's	46 45									
134	H	VCU	43 68	110	H	Drexel	35 58									
144	A	Fordham	48 60	37	H	Ohio	58 109									
178	H	Rhode Island	60 66	67	A	Quinnipiac	48 65									
316	H	UNC Greensboro	59 48	242	H	Howard	67 60									

Non-Div I Games:

Richmond

Average RPI Win:	284	WON-LOST	WINNING	LAST 10	STRENGTH OF	OPP. STRENGTH	TEAM	ADJ.	CONF.	ADJ CONF.
Average RPI Loss:	162	RECORD	PCT. RANK	GAMES	SCHEDULE	OF SCHEDULE	RPI	RPI	RPI	RPI
DIV. I ONLY	10- 8	133	7-3	319	243	223	223	27	27	
DIV. I NON-CONF.	4- 7	228	0- 1	248	199	260	260	28	28	

TOTALS	RPI 1-25	RPI 26-50	W-L RECORDS	RPI 51-100	RPI 101-150	RPI 150+				
10- 8	0- 0	0- 0	OVERALL	0- 4	0- 0	10- 4				
4- 4	0- 0	0- 0	HOME	0- 2	0- 0	4- 2				
6- 3	0- 0	0- 0	AWAY	0- 1	0- 0	6- 2				
0- 1	0- 0	0- 0	NEUTRAL	0- 1	0- 0	0- 0				
4- 7	0- 0	0- 0	NON-CONFERENCE	0- 4	0- 0	4- 3				
2- 3	0- 0	0- 0	HOME	0- 2	0- 0	2- 1				
2- 3	0- 0	0- 0	AWAY	0- 1	0- 0	2- 2				
0- 1	0- 0	0- 0	NEUTRAL	0- 1	0- 0	0- 0				
6- 1	0- 0	0- 0	CONFERENCE	0- 0	0- 0	6- 1				
2- 1	0- 0	0- 0	HOME	0- 0	0- 0	2- 1				
4- 0	0- 0	0- 0	AWAY	0- 0	0- 0	4- 0				
0- 0	0- 0	0- 0	NEUTRAL	0- 0	0- 0	0- 0				

R
i
d
e
rR
i
d
e
r

RPI 1-25				RPI 26-50				RPI 51-100				RPI 101+ Team's RPI: 223			
RPI	S	Opponent	Score	RPI	S	Opponent	Score	RPI	S	Opponent	Score	RPI	S	Opponent	Score
								51	A	Bucknell	59 80	209	A	Holy Cross	61 71
								80	N	Boston College	61 112	225	H	Navy	60 66
								81	H	Princeton	65 89	230	H	Mt. St. Mary's	85 67
								100	H	Georgetown	49 79	244	A	Binghamton	62 57
												245	A	Monmouth	55 43
												252	A	Siena	55 52
												274	A	Vermont	49 54
												279	H	Canisius	49 62
												287	A	Saint Joseph's	56 54
												305	H	Saint Peter's	60 38
												309	H	Fairfield	62 59
												312	H	NJIT	67 46
												329	A	Iona	66 58
												330	A	Manhattan	73 63

LAST 12 Division I GAMES:															
				330	A	Manhattan	73 63	80	N	Boston College	61 112				
				305	H	Saint Peter's	60 38	279	H	Canisius	49 62				
				329	A	Iona	66 58	100	H	Georgetown	49 79				
				252	A	Siena	55 52	51	A	Bucknell	59 80				
				245	A	Monmouth	55 43	244	A	Binghamton	62 57				
				309	H	Fairfield	62 59	225	H	Navy	60 66				

Non-Div I Games:

Ri der

Average RPI Win:	296	WON-LOST	WINNING	LAST 10	STRENGTH OF	OPP. STRENGTH	TEAM	ADJ.	CONF.	ADJ CONF.
Average RPI Loss:	122	RECORD	PCT. RANK	GAMES	SCHEDULE	OF SCHEDULE	RPI	RPI	RPI	RPI
DIV. I ONLY	10- 8	133	9-1	313	252	222	222	31	31	
DIV. I NON-CONF.	2- 8	293	0- 1	258	58	316	316	31	31	

TOTALS	RPI 1-25	RPI 26-50	W-L RECORDS	RPI 51-100	RPI 101-150	RPI 150+				
10- 8	0- 1	0- 1	OVERALL	0- 1	0- 2	10- 3				
6- 3	0- 0	0- 1	HOME	0- 1	0- 0	6- 1				
4- 4	0- 1	0- 0	AWAY	0- 0	0- 2	4- 1				
0- 1	0- 0	0- 0	NEUTRAL	0- 0	0- 0	0- 1				
2- 8	0- 1	0- 1	NON-CONFERENCE	0- 1	0- 2	2- 3				
2- 3	0- 0	0- 1	HOME	0- 1	0- 0	2- 1				
0- 4	0- 1	0- 0	AWAY	0- 0	0- 2	0- 1				
0- 1	0- 0	0- 0	NEUTRAL	0- 0	0- 0	0- 1				
8- 0	0- 0	0- 0	CONFERENCE	0- 0	0- 0	8- 0				
4- 0	0- 0	0- 0	HOME	0- 0	0- 0	4- 0				
4- 0	0- 0	0- 0	AWAY	0- 0	0- 0	4- 0				
0- 0	0- 0	0- 0	NEUTRAL	0- 0	0- 0	0- 0				

RPI 1-25				RPI 26-50				RPI 51-100				RPI 101+ Team's RPI: 222			
RPI	S	Opponent	Score	RPI	S	Opponent	Score	RPI	S	Opponent	Score	RPI	S	Opponent	Score
9	A	Iowa	63 92	47	H	James Madison	36 59	89	H	Kent St.	46 54	114	A	Youngstown St.	59 69
												116	A	Loyola Marymount	53 61
												178	H	Rhode Island	41 46
												196	N	SMU	55 60
												224	H	Sacred Heart	64 46
												229	A	Bowling Green	60 61
												230	H	Mt. St. Mary's	70 58
												275	A	St. Francis Brooklyn	75 56
												286	H	La Salle	67 39
												289	A	Bryant	60 57
												296	A	Central Conn. St.	64 57
												324	H	Wagner	69 46
												342	H	Fairleigh Dickinson	71 49
												347	H	Delaware St.	64 63
												351	A	LIU Brooklyn	89 37

LAST 12 Division I GAMES:															
324	H	Wagner	69 46	116	A	Loyola Marymount	53 61								
296	A	Central Conn. St.	64 57	224	H	Sacred Heart	64 46								
289	A	Bryant	60 57	230	H	Mt. St. Mary's	70 58								
351	A	LIU Brooklyn	89 37	47	H	James Madison	36 59								
275	A	St. Francis Brooklyn	75 56	347	H	Delaware St.	64 63								
342	H	Fairleigh Dickinson	71 49	89	H	Kent St.	46 54								

Non-Div I Games: Pitt.-Johnstown 73 53

Robert Morris

■ Loss,
 ■ Non-Conf,
 ■ S Site,
 ■ H Home
 ■ A Away
 N Neutral

Average RPI Win: 134

Average RPI Loss: 29

WON-LOST
RECORDWINNING
PCT. RANKLAST 10
GAMESSTRENGTH OF
SCHEDULEOPP. STRENGTH
OF SCHEDULETEAM
RPIADJ.
RPICONF.
RPIADJ CONF.
RPIDIV. I ONLY
DIV. I NON-CONF.16- 4
8- 330
729-1
1- 134
9224
8014
5314
534
54
5

TOTALS

RPI 1-25

RPI 26-50

W-L RECORDS

RPI 51-100

RPI 101-150

RPI 150+

16- 4

2- 3

1- 0

OVERALL

5- 1

1- 0

7- 0

10- 0

1- 0

1- 0

HOME

3- 0

0- 0

5- 0

5- 2

1- 1

0- 0

AWAY

2- 1

1- 0

1- 0

1- 2

0- 2

0- 0

NEUTRAL

0- 0

0- 0

1- 0

8- 3

0- 2

0- 0

NON-CONFERENCE

2- 1

0- 0

6- 0

6- 0

0- 0

0- 0

HOME

1- 0

0- 0

5- 0

1- 1

0- 0

0- 0

AWAY

1- 1

0- 0

0- 0

1- 2

0- 2

0- 0

NEUTRAL

0- 0

0- 0

1- 0

8- 1

2- 1

1- 0

CONFERENCE

3- 0

1- 0

1- 0

4- 0

1- 0

1- 0

HOME

2- 0

0- 0

0- 0

4- 1

1- 1

0- 0

AWAY

1- 0

1- 0

1- 0

0- 0

0- 0

0- 0

NEUTRAL

0- 0

0- 0

0- 0

RPI 1-25

Team's RPI: 14

RPI 26-50

RPI 51-100

RPI 101+

RPI	S	Opponent	Score
9	A	Iowa	66 72
13	N	Gonzaga	40 57
16	N	Drake	59 69
18	A	Maryland	73 65
21	H	Michigan St.	76 62

RPI	S	Opponent	Score
27	H	Purdue	65 63

RPI	S	Opponent	Score
56	H	LSU	57 43
57	A	Harvard	60 49
64	H	Northwestern	45 41
79	A	Virginia Tech	51 67
99	A	Penn St.	69 61
99	H	Penn St.	74 61

RPI	S	Opponent	Score
101	A	Nebraska	62 56
163	H	Stony Brook	61 47
180	A	Illinois	71 60
206	H	Brown	73 52
241	H	Saint Francis (PA)	96 52
256	H	Albany (NY)	65 39
257	N	ETSU	68 44
296	H	Central Conn. St.	73 44

LAST 12 Division I GAMES:

99	A	Penn St.	69 61	257	N	ETSU	68 44
9	A	Iowa	66 72	13	N	Gonzaga	40 57
21	H	Michigan St.	76 62	99	H	Penn St.	74 61
27	H	Purdue	65 63	206	H	Brown	73 52
101	A	Nebraska	62 56	18	A	Maryland	73 65
180	A	Illinois	71 60	64	H	Northwestern	45 41

Non-Div I Games:

Rutgers

■ Loss,
 ■ Non-Conf, S Site,
 ■ Home
 ■ Away
 N Neutral

Average RPI Win:	226	WON-LOST	WINNING	LAST 10	STRENGTH OF	OPP. STRENGTH	TEAM	ADJ.	CONF.	ADJ CONF.
Average RPI Loss:	77	RECORD	PCT. RANK	GAMES	SCHEDULE	OF SCHEDULE	RPI	RPI	RPI	RPI
DIV. I ONLY	12- 3	30	9-1	186	251	62	62	26	26	
DIV. I NON-CONF.	6- 3	91	0- 1	71	187	54	54	23	23	

TOTALS	RPI 1-25	RPI 26-50	W-L RECORDS	RPI 51-100	RPI 101-150	RPI 150+				
12- 3	0- 0	0- 2	OVERALL	0- 0	3- 0	9- 1				
8- 0	0- 0	0- 0	HOME	0- 0	3- 0	5- 0				
3- 3	0- 0	0- 2	AWAY	0- 0	0- 0	3- 1				
1- 0	0- 0	0- 0	NEUTRAL	0- 0	0- 0	1- 0				
6- 3	0- 0	0- 2	NON-CONFERENCE	0- 0	3- 0	3- 1				
5- 0	0- 0	0- 0	HOME	0- 0	3- 0	2- 0				
0- 3	0- 0	0- 2	AWAY	0- 0	0- 0	0- 1				
1- 0	0- 0	0- 0	NEUTRAL	0- 0	0- 0	1- 0				
6- 0	0- 0	0- 0	CONFERENCE	0- 0	0- 0	6- 0				
3- 0	0- 0	0- 0	HOME	0- 0	0- 0	3- 0				
3- 0	0- 0	0- 0	AWAY	0- 0	0- 0	3- 0				
0- 0	0- 0	0- 0	NEUTRAL	0- 0	0- 0	0- 0				

S
F
A

RPI 1-25				RPI 26-50				RPI 51-100				Team's RPI: 62				RPI 101+			
RPI	S	Opponent	Score	RPI	S	Opponent	Score	RPI	S	Opponent	Score	RPI	S	Opponent	Score	RPI	S	Opponent	Score
26	A	Miami (FL)	60	81	44	A	New Mexico	33	74			106	H	Yale	67	57			
												138	H	Tulsa	76	34			
												146	H	Montana St.	60	53			
												162	A	Texas Tech	69	77			
												173	A	Abilene Christian	71	55			
												187	N	Hampton	70	68			
												202	H	Nicholls St.	70	62			
												227	H	Texas Southern	74	55			
												267	A	Southeastern La.	62	51			
												304	A	Incarnate Word	66	56			
												315	H	Northwestern St.	84	56			
												321	H	Morgan St.	69	42			
												326	H	New Orleans	97	38			
LAST 12 Division I GAMES:																			
173	A	Abilene Christian	71	55	44	A	New Mexico	33	74	106	H	Yale	67	57					
304	A	Incarnate Word	66	56	187	N	Hampton	70	68	227	H	Texas Southern	74	55					
326	H	New Orleans	97	38	146	H	Montana St.	60	53	162	A	Texas Tech	69	77					
315	H	Northwestern St.	84	56															
202	H	Nicholls St.	70	62															
267	A	Southeastern La.	62	51															

S
F
A

Non-Div I Games: Wiley 97 38 Cameron 86 59 Our Lady of the Lake 77

SFA

SIUE		Average RPI	WON-LOST	WINNING	LAST 10	STRENGTH OF	OPP. STRENGTH	TEAM	ADJ.	CONF.	ADJ CONF.
Average RPI		Loss:	RECORD	PCT. RANK	GAMES	SCHEDULE	OF SCHEDULE	RPI	RPI	RPI	RPI
DIV. I ONLY	8- 10		203	5-5		286	298	207	207	21	21
DIV. I NON-CONF.	4- 6		212	0- 0		313	264	238	238	20	20

TOTALS	RPI 1-25		RPI 26-50		W-L RECORDS	RPI 51-100		RPI 101-150		RPI 150+	
8- 10	0- 0		0- 1		OVERALL	0- 0		0- 3		8- 6	
3- 1	0- 0		0- 0		HOME	0- 0		0- 0		3- 1	
5- 8	0- 0		0- 1		AWAY	0- 0		0- 2		5- 5	
0- 1	0- 0		0- 0		NEUTRAL	0- 0		0- 1		0- 0	
4- 6	0- 0		0- 1		NON-CONFERENCE	0- 0		0- 1		4- 4	
1- 0	0- 0		0- 0		HOME	0- 0		0- 0		1- 0	
3- 5	0- 0		0- 1		AWAY	0- 0		0- 0		3- 4	
0- 1	0- 0		0- 0		NEUTRAL	0- 0		0- 1		0- 0	
4- 4	0- 0		0- 0		CONFERENCE	0- 0		0- 2		4- 2	
2- 1	0- 0		0- 0		HOME	0- 0		0- 0		2- 1	
2- 3	0- 0		0- 0		AWAY	0- 0		0- 2		2- 1	
0- 0	0- 0		0- 0		NEUTRAL	0- 0		0- 0		0- 0	

RPI 1-25				RPI 26-50				RPI 51-100				RPI 101+ Team's RPI: 207			
RPI	S	Opponent	Score	RPI	S	Opponent	Score	RPI	S	Opponent	Score	RPI	S	Opponent	Score
				36	A	Missouri	36 59					102	N	Missouri St.	65 68
												123	A	Tennessee Tech	55 79
												133	A	UT Martin	55 68
												180	A	Illinois	57 74
												191	H	Illinois St.	68 61
												195	A	UMKC	75 80
												200	A	Saint Louis	56 63
												203	A	Jacksonville St.	51 47
												204	A	Southeast Mo. St.	58 63
												204	H	Southeast Mo. St.	52 62
												221	A	Loyola Chicago	43 56
												268	A	Eastern Ill.	65 56
												300	H	Austin Peay	69 68
												303	H	Murray St.	71 54
												334	A	Purdue Fort Wayne	57 49
												337	A	Evansville	54 45
												346	A	Chicago St.	82 66
LAST 12 Division I GAMES:															
303	H	Murray St.	71 54	133	A	UT Martin	55 68								
300	H	Austin Peay	69 68	204	A	Southeast Mo. St.	58 63								
203	A	Jacksonville St.	51 47	102	N	Missouri St.	65 68								
123	A	Tennessee Tech	55 79	195	A	UMKC	75 80								
268	A	Eastern Ill.	65 56	180	A	Illinois	57 74								
204	H	Southeast Mo. St.	52 62	346	A	Chicago St.	82 66								

Non-Div I Games: McKendree 64 63

SIUE

Average RPI Loss: 98

DIV. I ONLY	8- 12	229	3-7	86	179	196	196	9	9
DIV. I NON-CONF.	6- 7	172	1- 0	185	266	234	234	9	9
TOTALS	RPI 1-25	RPI 26-50	W-L RECORDS	RPI 51-100	RPI 101-150	RPI 150+			
8- 12	0- 2	0- 0	OVERALL	0- 5	1- 4	7- 1			
6- 6	0- 0	0- 0	HOME	0- 2	1- 3	5- 1			
0- 6	0- 2	0- 0	AWAY	0- 3	0- 1	0- 0			
2- 0	0- 0	0- 0	NEUTRAL	0- 0	0- 0	2- 0			
6- 7	0- 0	0- 0	NON-CONFERENCE	0- 3	0- 3	6- 1			
4- 4	0- 0	0- 0	HOME	0- 1	0- 2	4- 1			
0- 3	0- 0	0- 0	AWAY	0- 2	0- 1	0- 0			
2- 0	0- 0	0- 0	NEUTRAL	0- 0	0- 0	2- 0			
2- 5	0- 2	0- 0	CONFERENCE	0- 2	1- 1	1- 0			
2- 2	0- 0	0- 0	HOME	0- 1	1- 1	1- 0			
0- 3	0- 2	0- 0	AWAY	0- 1	0- 0	0- 0			
0- 0	0- 0	0- 0	NEUTRAL	0- 0	0- 0	0- 0			

RPI 1-25				RPI 26-50				RPI 51-100				RPI 101+			
RPI	S	Opponent	Score	RPI	S	Opponent	Score	RPI	S	Opponent	Score	RPI	S	Opponent	Score
7	A	UConn	39 79					53	A	Rice	52 66	112	H	UT Arlington	41 66
17	A	UCF	43 55					59	A	TCU	63 65	113	A	Northern Colo.	57 58
								96	A	Cincinnati	57 69	117	H	Tulane	43 61
								97	H	Houston	61 72	136	H	Oklahoma	61 77
								98	H	Alabama	61 62	150	H	South Fla.	46 44
												183	H	North Texas	73 66
												222	N	Robert Morris	60 55
												240	N	Northern Ari z.	55 48
												260	H	Wichita St.	78 50
												267	H	Southeastern La.	62 63
												284	H	CSU Bakersfield	49 43
												294	H	La. -Monroe	49 38
												317	H	Mississippi Val.	62 47
LAST 12 Division I GAMES:															
7	A	UConn	39 79	240	N	Northern Ari z.	55 48								
17	A	UCF	43 55	150	H	South Fla.	46 44								
260	H	Wichita St.	78 50	112	H	UT Arlington	41 66								
117	H	Tulane	43 61	136	H	Oklahoma	61 77								
97	H	Houston	61 72	284	H	CSU Bakersfield	49 43								
96	A	Cincinnati	57 69	53	A	Rice	52 66								

Non-Div I Games:

SMU

Average RPI	Win:	227	WON-LOST	WINNING	LAST 10	STRENGTH OF	OPP. STRENGTH	TEAM	ADJ.	CONF.	ADJ CONF.
Average RPI	Loss:	125	RECORD	PCT. RANK	GAMES	SCHEDULE	OF SCHEDULE	RPI	RPI	RPI	RPI
DIV. I ONLY		6- 9		229	4-6	201	148	228	228	16	16
DIV. I NON-CONF.		3- 4		199	1- 0	156	225	218	218	12	12

TOTALS	RPI 1-25		RPI 26-50		W-L RECORDS	RPI 51-100		RPI 101-150		RPI 150+	
6- 9	0- 0		0- 1		OVERALL	0- 2		0- 4		6- 2	
3- 4	0- 0		0- 0		HOME	0- 1		0- 2		3- 1	
1- 4	0- 0		0- 1		AWAY	0- 1		0- 2		1- 0	
2- 1	0- 0		0- 0		NEUTRAL	0- 0		0- 0		2- 1	
3- 4	0- 0		0- 1		NON-CONFERENCE	0- 1		0- 0		3- 2	
1- 2	0- 0		0- 0		HOME	0- 1		0- 0		1- 1	
0- 1	0- 0		0- 1		AWAY	0- 0		0- 0		0- 0	
2- 1	0- 0		0- 0		NEUTRAL	0- 0		0- 0		2- 1	
3- 5	0- 0		0- 0		CONFERENCE	0- 1		0- 4		3- 0	
2- 2	0- 0		0- 0		HOME	0- 0		0- 2		2- 0	
1- 3	0- 0		0- 0		AWAY	0- 1		0- 2		1- 0	
0- 0	0- 0		0- 0		NEUTRAL	0- 0		0- 0		0- 0	

RPI 1-25				RPI 26-50				RPI 51-100				RPI 101+ Team's RPI: 228			
RPI	S	Opponent	Score	RPI	S	Opponent	Score	RPI	S	Opponent	Score	RPI	S	Opponent	Score
				44	A	New Mexico	53 85	74	H	UC Davis	60 109	107	A	Idaho	66 104
								95	A	Idaho St.	43 73	113	A	Northern Colo.	69 82
												141	H	Montana	86 88
												146	H	Montana St.	53 69
												153	N	Pepperdine	97 113
												180	N	Illinois	109 107
												187	N	Hampton	65 61
												189	A	Eastern Wash.	73 70
												240	H	Northern Ariz.	65 61
												248	H	Southern Utah	77 76
												251	H	San Francisco	75 86
												318	H	Cal Poly	88 85
LAST 12 Division I GAMES:															
				107	A	Idaho	66 104	187	N	Hampton	65 61				
				248	H	Southern Utah	77 76	189	A	Eastern Wash.	73 70				
				240	H	Northern Ariz.	65 61	113	A	Northern Colo.	69 82				
				95	A	Idaho St.	43 73	44	A	New Mexico	53 85				
				146	H	Montana St.	53 69	74	H	UC Davis	60 109				
				141	H	Montana	86 88	251	H	San Francisco	75 86				

Non-Div I Games: Antelope Valley 86 80

Sacramento St.

Sacred Heart

Through Games Of Jan. 28, 2019

Average RPI Win:	299	WON-LOST	WINNING	LAST 10	STRENGTH OF	OPP. STRENGTH	TEAM	ADJ.	CONF.	ADJ CONF.
Average RPI Loss:	177	RECORD	PCT. RANK	GAMES	SCHEDULE	OF SCHEDULE	RPI	RPI	RPI	RPI
DIV. I ONLY	10- 9	157	6-4	312	321	224	224	31	31	
DIV. I NON-CONF.	4- 7	228	0- 0	230	258	229	229	31	31	

TOTALS	RPI 1-25	RPI 26-50	W-L RECORDS	RPI 51-100	RPI 101-150	RPI 150+				
10- 9	0- 1	0- 0	OVERALL	0- 1	0- 1	10- 6				
5- 3	0- 0	0- 0	HOME	0- 0	0- 0	5- 3				
5- 6	0- 1	0- 0	AWAY	0- 1	0- 1	5- 3				
0- 0	0- 0	0- 0	NEUTRAL	0- 0	0- 0	0- 0				
4- 7	0- 1	0- 0	NON-CONFERENCE	0- 1	0- 1	4- 4				
1- 3	0- 0	0- 0	HOME	0- 0	0- 0	1- 3				
3- 4	0- 1	0- 0	AWAY	0- 1	0- 1	3- 1				
0- 0	0- 0	0- 0	NEUTRAL	0- 0	0- 0	0- 0				
6- 2	0- 0	0- 0	CONFERENCE	0- 0	0- 0	6- 2				
4- 0	0- 0	0- 0	HOME	0- 0	0- 0	4- 0				
2- 2	0- 0	0- 0	AWAY	0- 0	0- 0	2- 2				
0- 0	0- 0	0- 0	NEUTRAL	0- 0	0- 0	0- 0				

RPI 1-25				RPI 26-50				RPI 51-100				RPI 101+				Team's RPI: 224
RPI	S	Opponent	Score	RPI	S	Opponent	Score	RPI	S	Opponent	Score	RPI	S	Opponent	Score	
22	A	Kentucky	43 71					85	A	Provi dence	52 62	131	A	Lehigh	66 70	
												163	H	Stony Brook	58 73	
												199	A	Massachusetts	61 78	
												222	A	Robert Morris	46 64	
												226	A	Hofstra	70 64	
												241	A	Saint Francis (PA)	68 85	
												245	H	Monmouth	50 55	
												252	H	Siena	72 50	
												275	A	St. Francis Brooklyn	68 66	
												287	H	Saint Joseph's	44 61	
												289	H	Bryant	49 48	
												296	H	Central Conn. St.	66 61	
												324	A	Wagner	80 68	
												324	H	Wagner	72 64	
												325	A	New Hampshire	71 60	
												330	A	Manhattan	74 46	
												351	H	LIU Brooklyn	75 53	

LAST 12 Division I GAMES:																
324	H	Wagner	72 64	222	A	Robert Morris	46 64									
275	A	St. Francis Brooklyn	68 66	241	A	Saint Francis (PA)	68 85									
289	H	Bryant	49 48	22	A	Kentucky	43 71									
324	A	Wagner	80 68	287	H	Saint Joseph's	44 61									
351	H	LIU Brooklyn	75 53	330	A	Manhattan	74 46									
296	H	Central Conn. St.	66 61	131	A	Lehigh	66 70									

Non-Div I Games:

Sacred Heart

Loss,
Non-Conf,
S Site,
H Home
A Away
N Neutral

Average RPI Win:	279	WON-LOST	WINNING	LAST 10	STRENGTH OF	OPP. STRENGTH	TEAM	ADJ.	CONF.	ADJ CONF.
Average RPI Loss:	149	RECORD	PCT. RANK	GAMES	SCHEDULE	OF SCHEDULE	RPI	RPI	RPI	RPI
DIV. I ONLY	7- 12	243	6-4	197	273	241	241	31	31	
DIV. I NON-CONF.	2- 9	297	0- 1	46	116	206	206	31	31	

TOTALS	RPI 1-25	RPI 26-50	W-L RECORDS	RPI 51-100	RPI 101-150	RPI 150+				
7- 12	0- 2	0- 0	OVERALL	0- 2	1- 3	6- 5				
5- 2	0- 0	0- 0	HOME	0- 1	1- 0	4- 1				
2- 8	0- 2	0- 0	AWAY	0- 0	0- 2	2- 4				
0- 2	0- 0	0- 0	NEUTRAL	0- 1	0- 1	0- 0				
2- 9	0- 2	0- 0	NON-CONFERENCE	0- 2	1- 3	1- 2				
1- 2	0- 0	0- 0	HOME	0- 1	1- 0	0- 1				
1- 5	0- 2	0- 0	AWAY	0- 0	0- 2	1- 1				
0- 2	0- 0	0- 0	NEUTRAL	0- 1	0- 1	0- 0				
5- 3	0- 0	0- 0	CONFERENCE	0- 0	0- 0	5- 3				
4- 0	0- 0	0- 0	HOME	0- 0	0- 0	4- 0				
1- 3	0- 0	0- 0	AWAY	0- 0	0- 0	1- 3				
0- 0	0- 0	0- 0	NEUTRAL	0- 0	0- 0	0- 0				

RPI 1-25				RPI 26-50				RPI 51-100				RPI 101+ Team's RPI: 241			
RPI	S	Opponent	Score	RPI	S	Opponent	Score	RPI	S	Opponent	Score	RPI	S	Opponent	Score
2	A	Baylor	58 116					61	N	Boise St.	64 78	108	A	Pittsburgh	75 78
14	A	Rutgers	52 96					88	H	FGCU	69 83	114	A	Youngstown St.	56 80
												132	H	Morehead St.	89 83
												141	N	Montana	77 79
												161	H	Duquesne	73 93
												224	H	Sacred Heart	85 68
												230	H	Mt. St. Mary's	68 66
												234	A	Liberty	53 82
												275	A	St. Francis Brooklyn	65 78
												289	A	Bryant	63 66
												296	A	Central Conn. St.	62 73
												324	H	Wagner	107 70
												342	H	Fairleigh Dickinson	75 64
												348	A	Longwood	91 88
												351	A	LIU Brooklyn	80 66
LAST 12 Division I GAMES:															
224	H	Sacred Heart	85 68	141	N	Montana	77 79								
289	A	Bryant	63 66	324	H	Wagner	107 70								
296	A	Central Conn. St.	62 73	342	H	Fairleigh Dickinson	75 64								
275	A	St. Francis Brooklyn	65 78	108	A	Pittsburgh	75 78								
351	A	LIU Brooklyn	80 66	132	H	Morehead St.	89 83								
230	H	Mt. St. Mary's	68 66	61	N	Boise St.	64 78								

Non-Div I Games: Seton Hill 86 74

Saint Francis (PA)

■ Loss,
 ■ Non-Conf,
 ■ S Site,
 ■ Home
 ■ A Away
 N Neutral

Average RPI Win:	251	WON-LOST	WINNING	LAST 10	STRENGTH OF	OPP. STRENGTH	TEAM	ADJ.	CONF.	ADJ CONF.
Average RPI Loss:	154	RECORD	PCT. RANK	GAMES	SCHEDULE	OF SCHEDULE	RPI	RPI	RPI	RPI
DIV. I ONLY	6- 14	273	3-7	238	190	287	287	17	17	
DIV. I NON-CONF.	4- 9	252	1- 0	177	229	270	270	16	16	

TOTALS	RPI 1-25	RPI 26-50	W-L RECORDS	RPI 51-100	RPI 101-150	RPI 150+				
6- 14	0- 0	0- 1	OVERALL	0- 2	0- 4	6- 7				
5- 6	0- 0	0- 1	HOME	0- 1	0- 1	5- 3				
1- 8	0- 0	0- 0	AWAY	0- 1	0- 3	1- 4				
0- 0	0- 0	0- 0	NEUTRAL	0- 0	0- 0	0- 0				
4- 9	0- 0	0- 1	NON-CONFERENCE	0- 2	0- 2	4- 4				
3- 5	0- 0	0- 1	HOME	0- 1	0- 1	3- 2				
1- 4	0- 0	0- 0	AWAY	0- 1	0- 1	1- 2				
0- 0	0- 0	0- 0	NEUTRAL	0- 0	0- 0	0- 0				
2- 5	0- 0	0- 0	CONFERENCE	0- 0	0- 2	2- 3				
2- 1	0- 0	0- 0	HOME	0- 0	0- 0	2- 1				
0- 4	0- 0	0- 0	AWAY	0- 0	0- 2	0- 2				
0- 0	0- 0	0- 0	NEUTRAL	0- 0	0- 0	0- 0				

RPI	S	Opponent	Score	RPI	S	Opponent	Score	RPI	S	Opponent	Score	RPI	S	Opponent	Score
46	H	Villanova	35 47	54	H	Auburn	70 81	110	A	Drexel	34 51	115	A	Dayton	65 72
				92	A	Penn	45 65	118	H	Towson	52 73	134	A	VCU	40 59
								161	A	Duquesne	73 81	185	A	Delaware	39 48
								200	H	Saint Louis	49 62	212	H	St. Bonaventure	66 41
								218	H	Temple	52 58	223	H	Rider	54 56
								224	A	Sacred Heart	61 44	225	A	Navy	48 49
								236	H	Niagara	68 54	250	H	Columbia	68 61
								272	A	Richmond	45 46	286	H	La Salle	60 57
								299	H	Loyola Maryland	49 46				
LAST 12 Division I GAMES:															
272	A	Richmond	45 46	299	H	Loyola Maryland	49 46	115	A	Dayton	65 72	225	A	Navy	48 49
286	H	La Salle	60 57					185	A	Delaware	39 48	224	A	Sacred Heart	61 44
161	A	Duquesne	73 81					118	H	Towson	52 73				
212	H	St. Bonaventure	66 41												
200	H	Saint Louis	49 62												
134	A	VCU	40 59												

Non-Div I Games:

Saint Joseph's

Average RPI Win:	210	WON-LOST	WINNING	LAST 10	STRENGTH OF	OPP. STRENGTH	TEAM	ADJ.	CONF.	ADJ CONF.
Average RPI Loss:	127	RECORD	PCT. RANK	GAMES	SCHEDULE	OF SCHEDULE	RPI	RPI	RPI	RPI
DIV. I ONLY	8- 12	229	4-6	192	90	200	200	17	17	
DIV. I NON-CONF.	5- 8	224	1- 0	184	38	208	208	16	16	

TOTALS	RPI 1-25	RPI 26-50	W-L RECORDS	RPI 51-100	RPI 101-150	RPI 150+				
8- 12	0- 1	0- 1	OVERALL	0- 1	2- 5	6- 4				
3- 6	0- 1	0- 1	HOME	0- 1	1- 1	2- 2				
5- 4	0- 0	0- 0	AWAY	0- 0	1- 2	4- 2				
0- 2	0- 0	0- 0	NEUTRAL	0- 0	0- 2	0- 0				
5- 8	0- 1	0- 1	NON-CONFERENCE	0- 1	1- 3	4- 2				
2- 4	0- 1	0- 1	HOME	0- 1	0- 0	2- 1				
3- 2	0- 0	0- 0	AWAY	0- 0	1- 1	2- 1				
0- 2	0- 0	0- 0	NEUTRAL	0- 0	0- 2	0- 0				
3- 4	0- 0	0- 0	CONFERENCE	0- 0	1- 2	2- 2				
1- 2	0- 0	0- 0	HOME	0- 0	1- 1	0- 1				
2- 2	0- 0	0- 0	AWAY	0- 0	0- 1	2- 1				
0- 0	0- 0	0- 0	NEUTRAL	0- 0	0- 0	0- 0				

RPI 1-25				RPI 26-50				RPI 51-100				RPI 101+ Team's RPI: 200			
RPI	S	Opponent	Score	RPI	S	Opponent	Score	RPI	S	Opponent	Score	RPI	S	Opponent	Score
7	H	UConn	42 98	36	H	Missouri	62 74	96	H	Cincinnati	50 51	103	A	Virginia	67 65
												106	N	Yale	52 58
												115	H	Dayton	68 65
												124	N	Chattanooga	61 71
												134	A	VCU	47 57
												138	A	Tulsa	75 86
												144	H	Fordham	53 56
												160	H	Southern Ill.	62 58
												166	H	Indiana St.	56 60
												178	H	Rhode Island	56 68
												191	A	Illinois St.	67 72
												199	A	Massachusetts	66 70
												207	H	SIUE	63 56
												212	A	St. Bonaventure	62 45
												281	A	Fla. Atlantic	93 61
												287	A	Saint Joseph's	62 49
												311	A	Eastern Ky.	70 43

LAST 12 Division I GAMES:															
115	H	Dayton	68 65	281	A	Fla. Atlantic	93 61								
212	A	St. Bonaventure	62 45	134	A	VCU	47 57								
178	H	Rhode Island	56 68	106	N	Yale	52 58								
144	H	Fordham	53 56	191	A	Illinois St.	67 72								
287	A	Saint Joseph's	62 49	36	H	Missouri	62 74								
199	A	Massachusetts	66 70	7	H	UConn	42 98								

Non-Div I Games:

Saint Louis

Average RPI Win:	178	WON-LOST	WINNING	LAST 10	STRENGTH OF	OPP. STRENGTH	TEAM	ADJ.	CONF.	ADJ CONF.
Average RPI Loss:	37	RECORD	PCT. RANK	GAMES	SCHEDULE	OF SCHEDULE	RPI	RPI	RPI	RPI
DIV. I ONLY	13- 7	88	7-3	57	84	48	48	7	7	
DIV. I NON-CONF.	7- 4	109	1- 0	64	52	51	51	7	7	

TOTALS	RPI 1-25	RPI 26-50	W-L RECORDS	RPI 51-100	RPI 101-150	RPI 150+				
13- 7	0- 3	0- 2	OVERALL	2- 2	3- 0	8- 0				
5- 3	0- 2	0- 1	HOME	1- 0	1- 0	3- 0				
6- 4	0- 1	0- 1	AWAY	0- 2	2- 0	4- 0				
2- 0	0- 0	0- 0	NEUTRAL	1- 0	0- 0	1- 0				
7- 4	0- 1	0- 2	NON-CONFERENCE	2- 1	1- 0	4- 0				
2- 2	0- 1	0- 1	HOME	1- 0	0- 0	1- 0				
3- 2	0- 0	0- 1	AWAY	0- 1	1- 0	2- 0				
2- 0	0- 0	0- 0	NEUTRAL	1- 0	0- 0	1- 0				
6- 3	0- 2	0- 0	CONFERENCE	0- 1	2- 0	4- 0				
3- 1	0- 1	0- 0	HOME	0- 0	1- 0	2- 0				
3- 2	0- 1	0- 0	AWAY	0- 1	1- 0	2- 0				
0- 0	0- 0	0- 0	NEUTRAL	0- 0	0- 0	0- 0				

RPI 1-25				RPI 26-50				Team's RPI: 48				RPI 51-100				RPI 101+			
RPI	S	Opponent	Score	RPI	S	Opponent	Score	RPI	S	Opponent	Score	RPI	S	Opponent	Score	RPI	S	Opponent	Score
5	H	Oregon	55 79	28	H	Cal i forni a	78 81	58	H	Wyomi ng	90 84	105	A	Washi ngton St.	70 64				
13	A	Gonzaga	62 74	41	A	Oregon St.	56 89	66	N	Ol d Domi ni on	83 65	116	H	Loyol a Marymount	86 62				
25	H	BYU	73 74					73	A	Paci fi c	67 76	149	A	Portl and	98 91				
								74	A	UC Davi s	74 76	152	A	Santa Clara	83 59				
												153	H	Pepperdi ne	79 68				
												176	N	Texas St.	89 62				
												193	H	Mi l waukee	73 71				
												251	A	San Franci sco	80 65				
												261	H	San Di ego	74 60				
												318	A	Cal Poly	69 51				
												319	A	UC Santa Barbara	80 55				
LAST 12 Division I GAMES:																			
153	H	Pepperdi ne	79 68	66	N	Ol d Domi ni on	83 65	116	H	Loyol a Marymount	86 62	13	A	Gonzaga	62 74				
152	A	Santa Clara	83 59	73	A	Paci fi c	67 76	176	N	Texas St.	89 62	74	A	UC Davi s	74 76				
251	A	San Franci sco	80 65	74	H	San Di ego	74 60												
25	H	BYU	73 74	149	A	Portl and	98 91												

Non-Div I Games:

Saint Mary's (CA)

Saint Peter's

Through Games Of Jan. 28, 2019

Average RPI Win: 327

Average RPI Loss: 194

WON-LOST
RECORDWINNING
PCT. RANKLAST 10
GAMESSTRENGTH OF
SCHEDULEOPP. STRENGTH
OF SCHEDULETEAM
RPIADJ.
RPICONF.
RPIADJ CONF.
RPIDIV. I ONLY
DIV. I NON-CONF.6- 13
5- 6266
1772-8
0- 0291
312346
347305
285305
28527
2827
28

TOTALS

RPI 1-25

RPI 26-50

W-L RECORDS

RPI 51-100

RPI 101-150

RPI 150+

6- 13

0- 0

0- 0

OVERALL

0- 3

0- 1

6- 9

4- 5

0- 0

0- 0

HOME

0- 0

0- 0

4- 5

2- 8

0- 0

0- 0

AWAY

0- 3

0- 1

2- 4

0- 0

0- 0

0- 0

NEUTRAL

0- 0

0- 0

0- 0

5- 6

0- 0

0- 0

NON-CONFERENCE

0- 2

0- 1

5- 3

4- 1

0- 0

0- 0

HOME

0- 0

0- 0

4- 1

1- 5

0- 0

0- 0

AWAY

0- 2

0- 1

1- 2

0- 0

0- 0

0- 0

NEUTRAL

0- 0

0- 0

0- 0

1- 7

0- 0

0- 0

CONFERENCE

0- 1

0- 0

1- 6

0- 4

0- 0

0- 0

HOME

0- 0

0- 0

0- 4

1- 3

0- 0

0- 0

AWAY

0- 1

0- 0

1- 2

0- 0

0- 0

0- 0

NEUTRAL

0- 0

0- 0

0- 0

RPI 1-25

RPI 26-50

RPI 51-100

RPI 101+



Team's RPI: 305



RPI S Opponent Score



RPI S Opponent Score



RPI S Opponent Score



RPI S Opponent Score



67  Qui nni pi ac 45  90



80  Boston Col lege 57  89



87  Seton Hall 47  90



106  Yale 56  72



154  Mari st 42  62



214  Cal St. Fullerton 45  69



223  Ri der 38  60



236  Ni agara 66  75


252  Si ena 46  50


252  Si ena 57  84


275  St. Franci s Brookl yn 70  74


279  Cani si us 62  75


297  UMass Lowel l 57  59


309  Fai rfi el d 68 65

312  NJIT 70 57





322  Lafayette 62 60




324  Wagner 69 57




342  Fai rlei gh Di cki nson 75 58





351  LIU Brookl yn 86 59





LAST 12 Di vi si on I GAMES:





223  Ri der 38  60 252  Si ena 46  50

309  Fai rfi el d 68 65 154  Mari st 42  62

279  Cani si us 62  75 342  Fai rlei gh Di cki nson 75 58





236  Ni agara 66  75 275  St. Franci s Brookl yn 70  74

67  Qui nni pi ac 45  90 214  Cal St. Fullerton 45  69

252  Si ena 57  84 106  Yale 56  72

Non-Di v I Games:

Saint Peter's

 Loss,  Non-Conf,  S Site,  H Home  A Away N Neutral

Average RPI Win:	281	WON-LOST	WINNING	LAST 10	STRENGTH OF	OPP. STRENGTH	TEAM	ADJ.	CONF.	ADJ CONF.
Average RPI Loss:	145	RECORD	PCT. RANK	GAMES	SCHEDULE	OF SCHEDULE	RPI	RPI	RPI	RPI

DIV. I ONLY	6- 8	216	5-5	258	234	216	216	26	26
DIV. I NON-CONF.	2- 5	264	0- 0	107	125	176	176	23	23
TOTALS	RPI 1-25	RPI 26-50	W-L RECORDS	RPI 51-100	RPI 101-150	RPI 150+			
6- 8	0- 0	0- 0	OVERALL	0- 4	0- 0	6- 4			
2- 3	0- 0	0- 0	HOME	0- 1	0- 0	2- 2			
4- 4	0- 0	0- 0	AWAY	0- 2	0- 0	4- 2			
0- 1	0- 0	0- 0	NEUTRAL	0- 1	0- 0	0- 0			
2- 5	0- 0	0- 0	NON-CONFERENCE	0- 3	0- 0	2- 2			
0- 1	0- 0	0- 0	HOME	0- 0	0- 0	0- 1			
2- 3	0- 0	0- 0	AWAY	0- 2	0- 0	2- 1			
0- 1	0- 0	0- 0	NEUTRAL	0- 1	0- 0	0- 0			
4- 3	0- 0	0- 0	CONFERENCE	0- 1	0- 0	4- 2			
2- 2	0- 0	0- 0	HOME	0- 1	0- 0	2- 1			
2- 1	0- 0	0- 0	AWAY	0- 0	0- 0	2- 1			
0- 0	0- 0	0- 0	NEUTRAL	0- 0	0- 0	0- 0			

RPI 1-25				RPI 26-50				RPI 51-100				RPI 101+ Team's RPI: 216			
RPI	S	Opponent	Score	RPI	S	Opponent	Score	RPI	S	Opponent	Score	RPI	S	Opponent	Score
								56	A	LSU	52 66	173	H	Abilene Christian	79 91
								59	A	TCU	59 72	174	H	Oral Roberts	62 73
								68	H	Lamar University	72 83	175	A	Southern Miss.	65 61
								94	N	Troy	79 84	253	A	Louisiana	68 62
												260	A	Wichita St.	55 63
												273	A	A&M-Corpus Christi	61 76
												298	H	Central Ark.	66 62
												304	A	Incarnate Word	76 56
												315	H	Northwestern St.	66 55
												340	A	Houston Baptist	74 63
LAST 12 Division I GAMES:															
				340	A	Houston Baptist	74 63	68	H	Lamar University	72 83				
				273	A	A&M-Corpus Christi	61 76	315	H	Northwestern St.	66 55				
				304	A	Incarnate Word	76 56	174	H	Oral Roberts	62 73				
				298	H	Central Ark.	66 62	253	A	Louisiana	68 62				
				173	H	Abilene Christian	79 91	175	A	Southern Miss.	65 61				
				59	A	TCU	59 72	94	N	Troy	79 84				

Non-Div I Games: UNKNOWN 94 46 Wiley 101 63 Jarvis Christian 100 55

Sam Houston St.

Average RPI Win: **264**
 Average RPI Loss: **154**

WON-LOST
RECORD

WINNING
PCT. RANK

LAST 10
GAMES

STRENGTH OF
SCHEDULE

OPP. STRENGTH
OF SCHEDULE

TEAM
RPI

ADJ.
RPI

CONF.
RPI

ADJ CONF.
RPI

DIV. I ONLY	5- 13	280	4-6	208	184	243	243	25	25
DIV. I NON-CONF.	3- 10	278	0- 0	115	228	211	211	25	25
<hr/>									
TOTALS	RPI 1-25	RPI 26-50	W-L RECORDS	RPI 51-100	RPI 101-150	RPI 150+			
5- 13	0- 0	0- 0	OVERALL	0- 3	0- 4	5- 6			
2- 2	0- 0	0- 0	HOME	0- 0	0- 2	2- 0			
3- 11	0- 0	0- 0	AWAY	0- 3	0- 2	3- 6			
0- 0	0- 0	0- 0	NEUTRAL	0- 0	0- 0	0- 0			
3- 10	0- 0	0- 0	NON-CONFERENCE	0- 3	0- 3	3- 4			
1- 1	0- 0	0- 0	HOME	0- 0	0- 1	1- 0			
2- 9	0- 0	0- 0	AWAY	0- 3	0- 2	2- 4			
0- 0	0- 0	0- 0	NEUTRAL	0- 0	0- 0	0- 0			
2- 3	0- 0	0- 0	CONFERENCE	0- 0	0- 1	2- 2			
1- 1	0- 0	0- 0	HOME	0- 0	0- 1	1- 0			
1- 2	0- 0	0- 0	AWAY	0- 0	0- 0	1- 2			
0- 0	0- 0	0- 0	NEUTRAL	0- 0	0- 0	0- 0			

RPI 1-25				RPI 26-50				RPI 51-100				RPI 101+				Team's RPI: 243
RPI	S	Opponent	Score	RPI	S	Opponent	Score	RPI	S	Opponent	Score	RPI	S	Opponent	Score	
								54	A	Auburn	46 73	124	H	Chattanooga	63 73	
								82	A	Oklahoma St.	62 82	133	A	UT Martin	68 89	
								94	A	Troy	52 72	139	A	Colorado	39 81	
												145	H	UAB	41 66	
												165	A	Denver	87 83	
												167	A	Vanderbilt	52 77	
												169	A	Mercer	68 76	
												175	A	Southern Miss.	40 76	
												187	A	Hampton	57 64	
												217	A	Memphis	48 53	
												239	A	Alabama St.	60 51	
												257	H	ETSU	79 58	
												316	A	UNC Greensboro	54 55	
												327	H	Presbyterian	75 54	
												333	A	Western Caro.	75 42	
<hr/>																
LAST 12 Division I GAMES:																
				333	A	Western Caro.	75 42	124	H	Chattanooga	63 73					
				316	A	UNC Greensboro	54 55	257	H	ETSU	79 58					
				169	A	Mercer	68 76	54	A	Auburn	46 73					
				167	A	Vanderbilt	52 77	217	A	Memphis	48 53					
				139	A	Colorado	39 81	145	H	UAB	41 66					
				165	A	Denver	87 83	327	H	Presbyterian	75 54					

Non-Div I Games: Rhodes 71 54 Montevallo 73 47

Samford

Loss, Non-Conf, S Site, H Home A Away N Neutral

Average RPI Win:	249	WON-LOST	WINNING	LAST 10	STRENGTH OF	OPP. STRENGTH	TEAM	ADJ.	CONF.	ADJ CONF.
Average RPI Loss:	126	RECORD	PCT. RANK	GAMES	SCHEDULE	OF SCHEDULE	RPI	RPI	RPI	RPI
DIV. I ONLY	7- 12	243	2-8	223	99	261	261	7	7	
DIV. I NON-CONF.	6- 4	125	0- 0	339	157	245	245	7	7	

TOTALS	RPI 1-25	RPI 26-50	W-L RECORDS	RPI 51-100	RPI 101-150	RPI 150+				
7- 12	0- 2	0- 2	OVERALL	0- 1	0- 3	7- 4				
5- 6	0- 2	0- 1	HOME	0- 0	0- 2	5- 1				
2- 6	0- 0	0- 1	AWAY	0- 1	0- 1	2- 3				
0- 0	0- 0	0- 0	NEUTRAL	0- 0	0- 0	0- 0				
6- 4	0- 0	0- 1	NON-CONFERENCE	0- 0	0- 1	6- 2				
5- 1	0- 0	0- 1	HOME	0- 0	0- 0	5- 0				
1- 3	0- 0	0- 0	AWAY	0- 0	0- 1	1- 2				
0- 0	0- 0	0- 0	NEUTRAL	0- 0	0- 0	0- 0				
1- 8	0- 2	0- 1	CONFERENCE	0- 1	0- 2	1- 2				
0- 5	0- 2	0- 0	HOME	0- 0	0- 2	0- 1				
1- 3	0- 0	0- 1	AWAY	0- 1	0- 0	1- 1				
0- 0	0- 0	0- 0	NEUTRAL	0- 0	0- 0	0- 0				

RPI 1-25				RPI 26-50				RPI 51-100				RPI 101+ Team's RPI: 261			
RPI	S	Opponent	Score	RPI	S	Opponent	Score	RPI	S	Opponent	Score	RPI	S	Opponent	Score
13	H	Gonzaga	61 86	28	H	Cal i forni a	53 70	73	A	Paci fi c	47 79	116	H	Loyol a Marymount	52 69
25	H	BYU	56 65	48	A	Saint Mary's (CA)	60 74					148	A	Min nesota	48 53
												149	H	Portl and	60 69
												152	A	Santa Clara	57 49
												153	H	Pepperdi ne	55 74
												220	H	San Diego St.	72 71
												246	H	Hawai i	58 50
												248	A	Southern Utah	59 69
												251	A	San Franci sco	57 68
												254	H	Dartmouth	78 76
												263	A	UTSA	77 87
												266	H	Clevel and St.	83 82
												276	A	Long Beach St.	60 56
												328	H	San Jose St.	83 79

LAST 12 Division I GAMES:															
149	H	Portl and	60 69	25	H	BYU	56 65	13	H	Gonzaga	61 86	251	A	San Franci sco	57 68
73	A	Paci fi c	47 79	13	H	Gonzaga	61 86	328	H	San Jose St.	83 79	263	A	UTSA	77 87
48	A	Saint Mary's (CA)	60 74	251	A	San Franci sco	57 68	276	A	Long Beach St.	60 56				
153	H	Pepperdi ne	55 74												
116	H	Loyol a Marymount	52 69												
152	A	Santa Clara	57 49												

Non-Div I Games: Cal St. San B'dino 76 58

San Diego

Average RPI Win:	240	WON-LOST	WINNING	LAST 10	STRENGTH OF	OPP. STRENGTH	TEAM	ADJ.	CONF.	ADJ CONF.
Average RPI Loss:	137	RECORD	PCT. RANK	GAMES	SCHEDULE	OF SCHEDULE	RPI	RPI	RPI	RPI
DIV. I ONLY	6- 11	249	2-8	137	226	220	220	14	14	
DIV. I NON-CONF.	5- 6	177	0- 0	240	283	231	231	13	13	

TOTALS	RPI 1-25	RPI 26-50	W-L RECORDS	RPI 51-100	RPI 101-150	RPI 150+				
6- 11	0- 0	0- 1	OVERALL	0- 4	0- 1	6- 5				
4- 5	0- 0	0- 0	HOME	0- 3	0- 1	4- 1				
2- 6	0- 0	0- 1	AWAY	0- 1	0- 0	2- 4				
0- 0	0- 0	0- 0	NEUTRAL	0- 0	0- 0	0- 0				
5- 6	0- 0	0- 0	NON-CONFERENCE	0- 2	0- 0	5- 4				
3- 3	0- 0	0- 0	HOME	0- 2	0- 0	3- 1				
2- 3	0- 0	0- 0	AWAY	0- 0	0- 0	2- 3				
0- 0	0- 0	0- 0	NEUTRAL	0- 0	0- 0	0- 0				
1- 5	0- 0	0- 1	CONFERENCE	0- 2	0- 1	1- 1				
1- 2	0- 0	0- 0	HOME	0- 1	0- 1	1- 0				
0- 3	0- 0	0- 1	AWAY	0- 1	0- 0	0- 1				
0- 0	0- 0	0- 0	NEUTRAL	0- 0	0- 0	0- 0				

RPI 1-25				RPI 26-50				RPI 51-100				RPI 101+ Team's RPI: 220			
RPI	S	Opponent	Score	RPI	S	Opponent	Score	RPI	S	Opponent	Score	RPI	S	Opponent	Score
				44	A	New Mexico	62 70	58	A	Wyoming	45 87	125	H	Fresno St.	81 87
								59	H	TCU	64 81	152	A	Santa Clara	43 60
								61	H	Boise St.	66 69	156	A	UC Irvine	78 70
								65	H	Ari zona	60 69	157	A	CSUN	74 77
												210	A	UNLV	57 71
												214	A	Cal St. Fullerton	83 72
												237	H	Air Force	70 61
												246	H	Hawai i	58 57
												261	A	San Diego	71 72
												285	H	Cal ifornia Baptist	83 67
												304	H	Incarnate Word	81 38
												319	H	UC Santa Barbara	58 63
LAST 12 Division I GAMES:															
				44	A	New Mexico	62 70	210	A	UNLV	57 71				
				237	H	Air Force	70 61	125	H	Fresno St.	81 87				
				58	A	Wyoming	45 87	156	A	UC Irvine	78 70				
				61	H	Boise St.	66 69	65	H	Ari zona	60 69				
				319	H	UC Santa Barbara	58 63	261	A	San Diego	71 72				
				157	A	CSUN	74 77	59	H	TCU	64 81				

Non-Div I Games:

San Diego St.

Average RPI	Win:	288	WON-LOST	WINNING	LAST 10	STRENGTH OF	OPP. STRENGTH	TEAM	ADJ.	CONF.	ADJ CONF.
Average RPI	Loss:	97	RECORD	PCT. RANK	GAMES	SCHEDULE	OF SCHEDULE	RPI	RPI	RPI	RPI
DIV. I ONLY		5- 15		294	1-9	129	103	251	251	7	7
DIV. I NON-CONF.		4- 7		228	0- 0	250	145	255	255	7	7

TOTALS	RPI 1-25		RPI 26-50		W-L RECORDS	RPI 51-100		RPI 101-150		RPI 150+	
5- 15	0- 3		0- 1		OVERALL	0- 2		0- 6		5- 3	
2- 7	0- 1		0- 1		HOME	0- 2		0- 2		2- 1	
1- 7	0- 2		0- 0		AWAY	0- 0		0- 4		1- 1	
2- 1	0- 0		0- 0		NEUTRAL	0- 0		0- 0		2- 1	
4- 7	0- 1		0- 0		NON-CONFERENCE	0- 1		0- 4		4- 1	
1- 3	0- 0		0- 0		HOME	0- 1		0- 2		1- 0	
1- 3	0- 1		0- 0		AWAY	0- 0		0- 2		1- 0	
2- 1	0- 0		0- 0		NEUTRAL	0- 0		0- 0		2- 1	
1- 8	0- 2		0- 1		CONFERENCE	0- 1		0- 2		1- 2	
1- 4	0- 1		0- 1		HOME	0- 1		0- 0		1- 1	
0- 4	0- 1		0- 0		AWAY	0- 0		0- 2		0- 1	
0- 0	0- 0		0- 0		NEUTRAL	0- 0		0- 0		0- 0	

RPI 1-25				RPI 26-50				RPI 51-100				RPI 101+ Team's RPI: 251			
RPI	S	Opponent	Score	RPI	S	Opponent	Score	RPI	S	Opponent	Score	RPI	S	Opponent	Score
3	A	Stanford	62 96	48	H	Saint Mary's (CA)	65 80	73	H	Pacific	75 85	105	A	Washington St.	61 91
13	A	Gonzaga	51 78					74	H	UC Davis	68 70	107	A	Idaho	63 70
25	H	BYU	59 67									112	H	UT Arlington	73 80
												113	H	Northern Colo.	63 68
												116	A	Loyola Marymount	58 66
												149	A	Portland	73 78
												152	H	Santa Clara	66 71
												153	A	Pepperdine	50 69
												215	N	North Dakota	97 100
												228	A	Sacramento St.	86 75
												261	H	San Diego	68 57
												307	N	North Dakota St.	75 42
												318	N	Cal Poly	65 62
												328	H	San Jose St.	85 63

LAST 12 Division I GAMES:															
73	H	Pacific	75 85	149	A	Portland	73 78								
48	H	Saint Mary's (CA)	65 80	13	A	Gonzaga	51 78								
153	A	Pepperdine	50 69	261	H	San Diego	68 57								
116	A	Loyola Marymount	58 66	215	N	North Dakota	97 100								
152	H	Santa Clara	66 71	307	N	North Dakota St.	75 42								
25	H	BYU	59 67	74	H	UC Davis	68 70								

Non-Div I Games:

San Francisco

Average RPI Win:	284	WON-LOST	WINNING	LAST 10	STRENGTH OF	OPP. STRENGTH	TEAM	ADJ.	CONF.	ADJ CONF.
Average RPI Loss:	158	RECORD	PCT. RANK	GAMES	SCHEDULE	OF SCHEDULE	RPI	RPI	RPI	RPI
DIV. I ONLY	1- 16	345	0-10	181	182	328	328	14	14	
DIV. I NON-CONF.	1- 9	326	0- 0	180	227	323	323	13	13	

TOTALS	RPI 1-25	RPI 26-50	W-L RECORDS	RPI 51-100	RPI 101-150	RPI 150+				
1- 16	0- 0	0- 0	OVERALL	0- 3	0- 4	1- 9				
1- 6	0- 0	0- 0	HOME	0- 2	0- 0	1- 4				
0- 10	0- 0	0- 0	AWAY	0- 1	0- 4	0- 5				
0- 0	0- 0	0- 0	NEUTRAL	0- 0	0- 0	0- 0				
1- 9	0- 0	0- 0	NON-CONFERENCE	0- 1	0- 3	1- 5				
1- 3	0- 0	0- 0	HOME	0- 1	0- 0	1- 2				
0- 6	0- 0	0- 0	AWAY	0- 0	0- 3	0- 3				
0- 0	0- 0	0- 0	NEUTRAL	0- 0	0- 0	0- 0				
0- 7	0- 0	0- 0	CONFERENCE	0- 2	0- 1	0- 4				
0- 3	0- 0	0- 0	HOME	0- 1	0- 0	0- 2				
0- 4	0- 0	0- 0	AWAY	0- 1	0- 1	0- 2				
0- 0	0- 0	0- 0	NEUTRAL	0- 0	0- 0	0- 0				

RPI 1-25				RPI 26-50				RPI 51-100				RPI 101+ Team's RPI : 328					
RPI	S	Opponent	Score	RPI	S	Opponent	Score	RPI	S	Opponent	Score	RPI	S	Opponent	Score		
								58	H	Wyomi ng	56	70	101	A	Nebraska	63	96
								61	A	Boi se St.	68	99	125	A	Fresno St.	48	77
								73	H	Paci fi c	67	91	139	A	Col orado	64	76
												140	A	Portl and St.	51	80	
												152	H	Santa Clara	56	62	
												156	H	UC Irvine	66	74	
												157	A	CSUN	40	76	
												158	A	Utah St.	49	82	
												210	H	UNLV	43	53	
												237	A	Air Force	77	88	
												251	A	San Franci sco	63	85	
												255	H	Nevada	49	52	
												261	A	San Di ego	79	83	
												284	H	CSU Bakersfi el d	82	72	

LAST 12 Division I GAMES:																	
				210	H	UNLV	43	53	237	A	Air Force	77	88				
				158	A	Utah St.	49	82	58	H	Wyomi ng	56	70				
				61	A	Boi se St.	68	99	157	A	CSUN	40	76				
				255	H	Nevada	49	52	152	H	Santa Clara	56	62				
				125	A	Fresno St.	48	77	101	A	Nebraska	63	96				
				261	A	San Di ego	79	83	139	A	Col orado	64	76				

Non-Div I Games: San Fran. St. 66 73

San Jose St.

Average RPI	Win: 219	WON-LOST	WINNING	LAST 10	STRENGTH OF	OPP. STRENGTH	TEAM	ADJ.	CONF.	ADJ CONF.
Average RPI	Loss: 95	RECORD	PCT. RANK	GAMES	SCHEDULE	OF SCHEDULE	RPI	RPI	RPI	RPI
DIV. I ONLY	9- 10	183	4-6	114	140	152	152	7	7	
DIV. I NON-CONF.	6- 4	125	0- 0	189	245	146	146	7	7	

TOTALS	RPI 1-25	RPI 26-50	W-L RECORDS	RPI 51-100	RPI 101-150	RPI 150+				
9- 10	0- 2	0- 3	OVERALL	0- 1	3- 1	6- 3				
4- 5	0- 1	0- 1	HOME	0- 1	1- 0	3- 2				
5- 5	0- 1	0- 2	AWAY	0- 0	2- 1	3- 1				
0- 0	0- 0	0- 0	NEUTRAL	0- 0	0- 0	0- 0				
6- 4	0- 0	0- 2	NON-CONFERENCE	0- 0	1- 1	5- 1				
4- 1	0- 0	0- 0	HOME	0- 0	1- 0	3- 1				
2- 3	0- 0	0- 2	AWAY	0- 0	0- 1	2- 0				
0- 0	0- 0	0- 0	NEUTRAL	0- 0	0- 0	0- 0				
3- 6	0- 2	0- 1	CONFERENCE	0- 1	2- 0	1- 2				
0- 4	0- 1	0- 1	HOME	0- 1	0- 0	0- 1				
3- 2	0- 1	0- 0	AWAY	0- 0	2- 0	1- 1				
0- 0	0- 0	0- 0	NEUTRAL	0- 0	0- 0	0- 0				

RPI 1-25				RPI 26-50				RPI 51-100				RPI 101+ Team's RPI: 152			
RPI	S	Opponent	Score	RPI	S	Opponent	Score	RPI	S	Opponent	Score	RPI	S	Opponent	Score
13	A	Gonzaga	61 78	41	A	Oregon St.	31 82	73	H	Paci fi c	70 74	102	H	Missouri St.	77 73
25	H	BYU	44 54	48	H	Saint Mary's (CA)	59 83					116	A	Loyol a Marymount	83 75
				49	A	Southern Cal i forni a	46 77					125	A	Fresno St.	53 80
												149	A	Portl and	72 66
												153	A	Pepperdi ne	48 74
												157	H	CSUN	38 53
												214	A	Cal St. Fullerton	64 60
												220	H	San Diego St.	60 43
												251	A	San Franci sco	71 66
												255	H	Nevada	56 48
												261	H	San Diego	49 57
												328	A	San Jose St.	62 56
												338	H	Grand Canyon	75 55

LAST 12 Division I GAMES:															
48	H	Saint Mary's (CA)	59 83	13	A	Gonzaga	61 78								
73	H	Paci fi c	70 74	149	A	Portl and	72 66								
116	A	Loyol a Marymount	83 75	25	H	BYU	44 54								
153	A	Pepperdi ne	48 74	338	H	Grand Canyon	75 55								
251	A	San Franci sco	71 66	328	A	San Jose St.	62 56								
261	H	San Diego	49 57	125	A	Fresno St.	53 80								

Non-Div I Games: Sonoma St. 98 38

Santa Clara

Average RPI Win:	331	WON-LOST	WINNING	LAST 10	STRENGTH OF	OPP. STRENGTH	TEAM	ADJ.	CONF.	ADJ CONF.
Average RPI Loss:	224	RECORD	PCT. RANK	GAMES	SCHEDULE	OF SCHEDULE	RPI	RPI	RPI	RPI
DIV. I ONLY	2- 11	326	2-8	346	302	343	343	32	32	
DIV. I NON-CONF.	0- 7	336	0- 0	259	150	344	344	32	32	

TOTALS	RPI 1-25	RPI 26-50	W-L RECORDS	RPI 51-100	RPI 101-150	RPI 150+				
2- 11	0- 0	0- 2	OVERALL	0- 0	0- 0	2- 9				
0- 6	0- 0	0- 0	HOME	0- 0	0- 0	0- 6				
2- 5	0- 0	0- 2	AWAY	0- 0	0- 0	2- 3				
0- 0	0- 0	0- 0	NEUTRAL	0- 0	0- 0	0- 0				
0- 7	0- 0	0- 2	NON-CONFERENCE	0- 0	0- 0	0- 5				
0- 3	0- 0	0- 0	HOME	0- 0	0- 0	0- 3				
0- 4	0- 0	0- 2	AWAY	0- 0	0- 0	0- 2				
0- 0	0- 0	0- 0	NEUTRAL	0- 0	0- 0	0- 0				
2- 4	0- 0	0- 0	CONFERENCE	0- 0	0- 0	2- 4				
0- 3	0- 0	0- 0	HOME	0- 0	0- 0	0- 3				
2- 1	0- 0	0- 0	AWAY	0- 0	0- 0	2- 1				
0- 0	0- 0	0- 0	NEUTRAL	0- 0	0- 0	0- 0				

RPI 1-25				RPI 26-50				RPI 51-100				RPI 101+ Team's RPI: 343			
RPI	S	Opponent	Score	RPI	S	Opponent	Score	RPI	S	Opponent	Score	RPI	S	Opponent	Score
				35	A	South Dakota St.	49 97					197	A	Ole Miss	51 74
				38	A	DePaul	61 124					211	H	Jacksonville	58 68
												227	H	Texas Southern	41 65
												260	A	Wichita St.	50 66
												270	H	Ga. Southern	71 82
												271	H	Norfolk St.	42 78
												293	H	South Carolina St.	60 71
												313	A	Coppin St.	76 70
												321	A	Morgan St.	47 63
												345	H	N.C. Central	67 71
												349	A	Florida A&M	54 50
LAST 12 Division I GAMES:															
				271	H	Norfolk St.	42 78					345	H	N.C. Central	67 71
				349	A	Florida A&M	54 50					293	H	South Carolina St.	60 71
				321	A	Morgan St.	47 63					197	A	Ole Miss	51 74
				313	A	Coppin St.	76 70					227	H	Texas Southern	41 65
				260	A	Wichita St.	50 66					38	A	DePaul	61 124
				35	A	South Dakota St.	49 97					211	H	Jacksonville	58 68

Non-Div I Games: Carver 101 49 Wesleyan (GA) 155 26

Savannah St.

Average RPI Win:	346	WON-LOST	WINNING	LAST 10	STRENGTH OF	OPP. STRENGTH	TEAM	ADJ.	CONF.	ADJ CONF.
Average RPI Loss:	188	RECORD	PCT. RANK	GAMES	SCHEDULE	OF SCHEDULE	RPI	RPI	RPI	RPI
DIV. I ONLY	1- 19	349	1-9	207	304	339	339	30	30	
DIV. I NON-CONF.	0- 13	336	0- 0	120	254	324	324	30	30	

TOTALS	RPI 1-25	RPI 26-50	W-L RECORDS	RPI 51-100	RPI 101-150	RPI 150+				
1- 19	0- 0	0- 1	OVERALL	0- 3	0- 2	1- 13				
1- 9	0- 0	0- 0	HOME	0- 0	0- 1	1- 8				
0- 9	0- 0	0- 1	AWAY	0- 2	0- 1	0- 5				
0- 1	0- 0	0- 0	NEUTRAL	0- 1	0- 0	0- 0				
0- 13	0- 0	0- 1	NON-CONFERENCE	0- 3	0- 2	0- 7				
0- 5	0- 0	0- 0	HOME	0- 0	0- 1	0- 4				
0- 7	0- 0	0- 1	AWAY	0- 2	0- 1	0- 3				
0- 1	0- 0	0- 0	NEUTRAL	0- 1	0- 0	0- 0				
1- 6	0- 0	0- 0	CONFERENCE	0- 0	0- 0	1- 6				
1- 4	0- 0	0- 0	HOME	0- 0	0- 0	1- 4				
0- 2	0- 0	0- 0	AWAY	0- 0	0- 0	0- 2				
0- 0	0- 0	0- 0	NEUTRAL	0- 0	0- 0	0- 0				

RPI	S	Opponent	Score	RPI	S	Opponent	Score	RPI	S	Opponent	Score	RPI	S	Opponent	Score	Team's RPI: 339
29	A	Utah	62 89	65	N	Arizona	54 84	120	H	Washington	58 69	140	A	Portland St.	43 68	
				73	A	Paci fi c	61 75	153	H	Pepperdine	64 78	156	A	UC Irvine	60 65	
				74	A	UC Davis	59 76	171	A	New Mexico St.	55 75	195	H	UMKC	62 86	
								214	H	Cal St. Fullerton	54 57	240	H	Northern Ariz.	58 65	
								246	A	Hawaii	51 67	247	A	UTRGV	56 69	
								255	A	Nevada	54 67	259	H	Utah Valley	55 58	
								284	H	CSU Bakersfi eld	60 70	318	H	Cal Poly	50 60	
								338	H	Grand Canyon	73 74	346	H	Chi cago St.	90 54	

LAST 12 Division I GAMES:																
247	A	UTRGV	56 69	195	H	UMKC	62 86									
171	A	New Mexico St.	55 75	346	H	Chi cago St.	90 54									
259	H	Utah Valley	55 58	255	A	Nevada	54 67									
338	H	Grand Canyon	73 74	318	H	Cal Poly	50 60									
284	H	CSU Bakersfi eld	60 70	74	A	UC Davi s	59 76									
156	A	UC Irvi ne	60 65	73	A	Paci fi c	61 75									

Non-Div I Games:

Seattle U

Average RPI	Win:	198	WON-LOST	WINNING	LAST 10	STRENGTH OF	OPP. STRENGTH	TEAM	ADJ.	CONF.	ADJ CONF.
Average RPI	Loss:	54	RECORD	PCT. RANK	GAMES	SCHEDULE	OF SCHEDULE	RPI	RPI	RPI	RPI
DIV. I ONLY		13- 7		88	6-4	122	60	87	87	6	6
DIV. I NON-CONF.		8- 3		72	0- 0	276	142	123	123	4	4

TOTALS	RPI 1-25		RPI 26-50		W-L RECORDS	RPI 51-100		RPI 101-150		RPI 150+	
13- 7	0- 2		1- 4		OVERALL	4- 0		1- 0		7- 1	
10- 1	0- 0		0- 1		HOME	3- 0		1- 0		6- 0	
2- 5	0- 2		1- 2		AWAY	1- 0		0- 0		0- 1	
1- 1	0- 0		0- 1		NEUTRAL	0- 0		0- 0		1- 0	
8- 3	0- 1		0- 2		NON-CONFERENCE	1- 0		0- 0		7- 0	
6- 0	0- 0		0- 0		HOME	0- 0		0- 0		6- 0	
1- 2	0- 1		0- 1		AWAY	1- 0		0- 0		0- 0	
1- 1	0- 0		0- 1		NEUTRAL	0- 0		0- 0		1- 0	
5- 4	0- 1		1- 2		CONFERENCE	3- 0		1- 0		0- 1	
4- 1	0- 0		0- 1		HOME	3- 0		1- 0		0- 0	
1- 3	0- 1		1- 1		AWAY	0- 0		0- 0		0- 1	
0- 0	0- 0		0- 0		NEUTRAL	0- 0		0- 0		0- 0	

RPI	S	Opponent	Score	RPI	S	Opponent	Score	RPI	S	Opponent	Score	RPI	S	Opponent	Score
7	A	UConn	61 99	38	A	DePaul	84 73	81	A	Princeton	70 66	122	H	St. John's (NY)	77 67
12	A	Marquette	60 96	39	N	Georgia Tech	73 84	83	H	Creighton	82 75	188	A	Xavier	62 63
				42	A	UCLA	62 78	85	H	Providence	79 73	263	H	UTSA	84 53
				45	A	Butler	59 62	100	H	Georgetown	76 63	275	H	St. Francis Brooklyn	100 77
				46	H	Villanova	66 70					282	H	Kennesaw St.	102 80
												297	H	UMass Lowell	90 57
												305	H	Saint Peter's	90 47
												316	N	UNC Greensboro	71 64
												324	H	Wagner	95 40

Team's RPI: 87															
LAST 12 Division I GAMES:															
38	A	DePaul	84 73	100	H	Georgetown	76 63								
12	A	Marquette	60 96	46	H	Villanova	66 70								
85	H	Providence	79 73	122	H	St. John's (NY)	77 67								
83	H	Creighton	82 75	316	N	UNC Greensboro	71 64								
188	A	Xavier	62 63	39	N	Georgia Tech	73 84								
45	A	Butler	59 62	7	A	UConn	61 99								

Non-Div I Games:

Seton Hall

S
i
e
n
a

Siena				Through Games Of Jan. 28, 2019							
Average RPI	Win:	279	WON-LOST	WINNING	LAST 10	STRENGTH OF	OPP. STRENGTH	TEAM	ADJ.	CONF.	ADJ CONF.
Average RPI	Loss:	165	RECORD	PCT. RANK	GAMES	SCHEDULE	OF SCHEDULE	RPI	RPI	RPI	RPI
DIV. I ONLY			9- 10	183	6-4	264	275	252	252	27	27
DIV. I NON-CONF.			4- 7	228	1- 0	245	260	276	276	28	28

TOTALS		RPI 1-25	RPI 26-50		W-L RECORDS		RPI 51-100	RPI 101-150		RPI 150+	
9- 10		0- 0	0- 0		OVERALL		0- 3	0- 1		9- 6	
5- 5		0- 0	0- 0		HOME		0- 2	0- 0		5- 3	
3- 4		0- 0	0- 0		AWAY		0- 1	0- 0		3- 3	
1- 1		0- 0	0- 0		NEUTRAL		0- 0	0- 1		1- 0	
4- 7		0- 0	0- 0		NON-CONFERENCE		0- 2	0- 1		4- 4	
2- 4		0- 0	0- 0		HOME		0- 2	0- 0		2- 2	
1- 2		0- 0	0- 0		AWAY		0- 0	0- 0		1- 2	
1- 1		0- 0	0- 0		NEUTRAL		0- 0	0- 1		1- 0	
5- 3		0- 0	0- 0		CONFERENCE		0- 1	0- 0		5- 2	
3- 1		0- 0	0- 0		HOME		0- 0	0- 0		3- 1	
2- 2		0- 0	0- 0		AWAY		0- 1	0- 0		2- 1	
0- 0		0- 0	0- 0		NEUTRAL		0- 0	0- 0		0- 0	

S
i
e
n
a

RPI 1-25				RPI 26-50				RPI 51-100				RPI 101+ Team's RPI: 252			
RPI	S	Opponent	Score	RPI	S	Opponent	Score	RPI	S	Opponent	Score	RPI	S	Opponent	Score
								57	H	Harvard	54 73	110	N	Drexel	39 51
								67	A	Qui nni pi ac	31 68	154	A	Marist	59 88
								92	H	Penn	51 58	199	H	Massachusetts	64 59
												212	A	St. Bonaventure	58 74
												223	H	Ri der	52 55
												224	A	Sacred Heart	50 72
												226	H	Hofstra	50 57
												232	H	Col gate	55 53
												242	A	Howard	86 81
												245	A	Monmouth	77 68
												281	H	Fla. Atlantic	66 70
												305	A	Saint Peter's	84 57
												305	H	Saint Peter's	50 46
												324	N	Wagner	74 71
												329	H	Iona	59 47
												330	H	Manhattan	62 56

LAST 12 Division I GAMES:															
				67	A	Qui nni pi ac	31 68	324	N	Wagner	74 71				
				245	A	Monmouth	77 68	305	H	Saint Peter's	50 46				
				154	A	Marist	59 88	305	A	Saint Peter's	84 57				
				223	H	Ri der	52 55	226	H	Hofstra	50 57				
				330	H	Manhattan	62 56	199	H	Massachusetts	64 59				
				329	H	Iona	59 47	212	A	St. Bonaventure	58 74				

Non-Div I Games:

Siena

Average RPI Win:	229	WON-LOST	WINNING	LAST 10	STRENGTH OF	OPP. STRENGTH	TEAM	ADJ.	CONF.	ADJ CONF.
Average RPI Loss:	130	RECORD	PCT. RANK	GAMES	SCHEDULE	OF SCHEDULE	RPI	RPI	RPI	RPI

DIV. I ONLY	14- 3	24	7-3	326	115	135	135	13	13
DIV. I NON-CONF.	9- 0	1	1- 0	342	104	84	84	15	15

TOTALS	RPI 1-25	RPI 26-50	W-L RECORDS	RPI 51-100	RPI 101-150	RPI 150+			
14- 3	0- 0	0- 0	OVERALL	1- 1	0- 1	13- 1			
5- 2	0- 0	0- 0	HOME	0- 1	0- 0	5- 1			
8- 1	0- 0	0- 0	AWAY	1- 0	0- 1	7- 0			
1- 0	0- 0	0- 0	NEUTRAL	0- 0	0- 0	1- 0			
9- 0	0- 0	0- 0	NON-CONFERENCE	1- 0	0- 0	8- 0			
3- 0	0- 0	0- 0	HOME	0- 0	0- 0	3- 0			
5- 0	0- 0	0- 0	AWAY	1- 0	0- 0	4- 0			
1- 0	0- 0	0- 0	NEUTRAL	0- 0	0- 0	1- 0			
5- 3	0- 0	0- 0	CONFERENCE	0- 1	0- 1	5- 1			
2- 2	0- 0	0- 0	HOME	0- 1	0- 0	2- 1			
3- 1	0- 0	0- 0	AWAY	0- 0	0- 1	3- 0			
0- 0	0- 0	0- 0	NEUTRAL	0- 0	0- 0	0- 0			

RPI S Opponent	Score	RPI S Opponent	Score	RPI S Opponent	Score	RPI S Opponent	Score	Team's RPI: 135
				77 H Little Rock	42 65	127 A Appalachian St.	63 71	
				98 A Alabama	72 67	159 A Georgia St.	68 59	
						171 N New Mexico St.	68 67	
						175 H Southern Miss.	77 68	
						182 A Southern U.	53 49	
						186 H Arkansas St.	64 77	
						205 A Coastal Caro.	88 78	
						239 H Alabama St.	77 65	
						253 H Louisiana	83 60	
						257 H ETSU	81 74	
						270 A Ga. Southern	69 53	
						290 A Tennessee St.	78 56	
						294 H La.-Monroe	77 49	
						298 A Central Ark.	58 50	
						320 A FIU	84 77	
LAST 12 Division I GAMES:								
253 H Louisiana	83 60	320 A FIU	84 77					
270 A Ga. Southern	69 53	294 H La.-Monroe	77 49					
159 A Georgia St.	68 59	127 A Appalachian St.	63 71					
77 H Little Rock	42 65	171 N New Mexico St.	68 67					
186 H Arkansas St.	64 77	239 H Alabama St.	77 65					
205 A Coastal Caro.	88 78	98 A Alabama	72 67					

Non-Div I Games: Faulkner 97 40 Spring Hill 75 57

South Alabama

Average RPI Win:	132	WON-LOST	WINNING	LAST 10	STRENGTH OF	OPP. STRENGTH	TEAM	ADJ.	CONF.	ADJ CONF.
Average RPI Loss:	17	RECORD	PCT. RANK	GAMES	SCHEDULE	OF SCHEDULE	RPI	RPI	RPI	RPI
DIV. I ONLY	14- 5	54	9-1	21	9	20	20	5	5	
DIV. I NON-CONF.	8- 4	91	0- 1	23	18	42	42	6	6	

TOTALS	RPI 1-25	RPI 26-50	W-L RECORDS	RPI 51-100	RPI 101-150	RPI 150+				
14- 5	1- 4	3- 1	OVERALL	2- 0	2- 0	6- 0				
9- 2	0- 2	2- 0	HOME	1- 0	2- 0	4- 0				
4- 1	1- 1	1- 0	AWAY	1- 0	0- 0	1- 0				
1- 2	0- 1	0- 1	NEUTRAL	0- 0	0- 0	1- 0				
8- 4	0- 3	2- 1	NON-CONFERENCE	0- 0	2- 0	4- 0				
5- 2	0- 2	1- 0	HOME	0- 0	2- 0	2- 0				
2- 0	0- 0	1- 0	AWAY	0- 0	0- 0	1- 0				
1- 2	0- 1	0- 1	NEUTRAL	0- 0	0- 0	1- 0				
6- 1	1- 1	1- 0	CONFERENCE	2- 0	0- 0	2- 0				
4- 0	0- 0	1- 0	HOME	1- 0	0- 0	2- 0				
2- 1	1- 1	0- 0	AWAY	1- 0	0- 0	0- 0				
0- 0	0- 0	0- 0	NEUTRAL	0- 0	0- 0	0- 0				

RPI	S	Opponent	Score	RPI	S	Opponent	Score	RPI	S	Opponent	Score	RPI	S	Opponent	Score
2	H	Baylor	69 94	27	A	Purdue	82 73	56	A	LSU	76 53	115	H	Dayton	65 55
10	A	Mississippi St.	74 89	36	H	Missouri	79 65	98	H	Alabama	62 59	127	H	Appalachian St.	80 50
16	N	Drake	85 90	40	H	Clemson	69 57					167	H	Vanderbilt	80 69
18	H	Maryland	61 85	41	N	Oregon St.	68 70					208	H	Florida	71 40
19	A	Texas A&M	60 57									218	H	Temple	88 60
												238	H	Furman	66 53
												239	A	Alabama St.	94 38
												257	N	ETSU	101 55

LAST 12 Division I GAMES:															
167	H	Vanderbilt	80 69	16	N	Drake	85 90								
36	H	Missouri	79 65	41	N	Oregon St.	68 70								
10	A	Mississippi St.	74 89	19	A	Texas A&M	60 57								
56	A	LSU	76 53	238	H	Furman	66 53								
208	H	Florida	71 40	218	H	Temple	88 60								
98	H	Alabama	62 59	27	A	Purdue	82 73								

Non-Div I Games:

South Carolina

Average RPI Win:	306	WON-LOST	WINNING	LAST 10	STRENGTH OF	OPP. STRENGTH	TEAM	ADJ.	CONF.	ADJ CONF.
Average RPI Loss:	216	RECORD	PCT. RANK	GAMES	SCHEDULE	OF SCHEDULE	RPI	RPI	RPI	RPI

DIV. I ONLY	8- 10	203	5-5	347	330	293	293	32	32
DIV. I NON-CONF.	5- 7	206	1- 0	334	303	295	295	32	32

TOTALS	RPI 1-25	RPI 26-50	W-L RECORDS	RPI 51-100	RPI 101-150	RPI 150+			
8- 10	0- 0	0- 0	OVERALL	0- 1	0- 2	8- 7			
4- 3	0- 0	0- 0	HOME	0- 0	0- 0	4- 3			
4- 5	0- 0	0- 0	AWAY	0- 1	0- 1	4- 3			
0- 2	0- 0	0- 0	NEUTRAL	0- 0	0- 1	0- 1			
5- 7	0- 0	0- 0	NON-CONFERENCE	0- 1	0- 2	5- 4			
3- 1	0- 0	0- 0	HOME	0- 0	0- 0	3- 1			
2- 4	0- 0	0- 0	AWAY	0- 1	0- 1	2- 2			
0- 2	0- 0	0- 0	NEUTRAL	0- 0	0- 1	0- 1			
3- 3	0- 0	0- 0	CONFERENCE	0- 0	0- 0	3- 3			
1- 2	0- 0	0- 0	HOME	0- 0	0- 0	1- 2			
2- 1	0- 0	0- 0	AWAY	0- 0	0- 0	2- 1			
0- 0	0- 0	0- 0	NEUTRAL	0- 0	0- 0	0- 0			

RPI 1-25				RPI 26-50				RPI 51-100				RPI 101+				Team's RPI: 293
RPI	S	Opponent	Score	RPI	S	Opponent	Score	RPI	S	Opponent	Score	RPI	S	Opponent	Score	
								65	A	Arizona	32 73	104	N	Wake Forest	44 58	
												126	A	Radford	31 61	
												205	A	Coastal Caro.	44 57	
												210	H	UNLV	58 49	
												231	N	East Carolina	63 71	
												242	H	Howard	72 63	
												264	H	N. C. A&T	44 58	
												271	H	Norfolk St.	50 57	
												278	H	Winthrop	50 58	
												292	A	Col. of Charleston	51 75	
												313	A	Coppin St.	75 59	
												321	A	Morgan St.	51 62	
												327	A	Presbyteria n	57 48	
												333	A	Western Caro.	54 39	
												336	H	Charleston So.	67 58	
												341	H	USC Upstate	71 66	
												343	A	Savannah St.	71 60	
LAST 12 Division I GAMES:																
271	H	Norfolk St.	50 57	210	H	UNLV	58 49									
242	H	Howard	72 63	343	A	Savannah St.	71 60									
313	A	Coppin St.	75 59	231	N	East Carolina	63 71									
321	A	Morgan St.	51 62	104	N	Wake Forest	44 58									
264	H	N. C. A&T	44 58	278	H	Winthrop	50 58									
333	A	Western Caro.	54 39	341	H	USC Upstate	71 66									

Non-Div I Games: Voorhees 88 61 UNKNOWN 67 51

South Carolina St.

Average RPI Win: 171 WON-LOST RECORD WINNING PCT. RANK LAST 10 GAMES STRENGTH OF SCHEDULE OPP. STRENGTH OF SCHEDULE TEAM RPI ADJ. RPI CONF. RPI ADJ CONF. RPI

DIV. I ONLY	17- 3	15	8-2	139	89	32	32	18	18
DIV. I NON-CONF.	10- 2	37	0- 0	50	15	14	14	17	17
TOTALS	RPI 1-25	RPI 26-50	W-L RECORDS	RPI 51-100	RPI 101-150	RPI 150+			
17- 3	1- 1	2- 1	OVERALL	2- 0	3- 0	9- 1			
6- 0	1- 0	1- 0	HOME	1- 0	0- 0	3- 0			
8- 2	0- 1	1- 0	AWAY	1- 0	2- 0	4- 1			
3- 1	0- 0	0- 1	NEUTRAL	0- 0	1- 0	2- 0			
10- 2	1- 1	1- 1	NON-CONFERENCE	2- 0	3- 0	3- 0			
3- 0	1- 0	0- 0	HOME	1- 0	0- 0	1- 0			
4- 1	0- 1	1- 0	AWAY	1- 0	2- 0	0- 0			
3- 1	0- 0	0- 1	NEUTRAL	0- 0	1- 0	2- 0			
7- 1	0- 0	1- 0	CONFERENCE	0- 0	0- 0	6- 1			
3- 0	0- 0	1- 0	HOME	0- 0	0- 0	2- 0			
4- 1	0- 0	0- 0	AWAY	0- 0	0- 0	4- 1			
0- 0	0- 0	0- 0	NEUTRAL	0- 0	0- 0	0- 0			

RPI S Opponent Score	RPI S Opponent Score	Team's RPI: 32	RPI S Opponent Score	RPI S Opponent Score
11 H Iowa St. 64 59	34 N Indiana 60 68		75 H Green Bay 55 49	102 A Missouri St. 85 74
16 A Drake 64 76	35 H South Dakota St. 105 98		83 A Creighton 77 65	116 N Loyola Marymount 67 40
	36 A Missouri 74 61			141 A Montana 64 41
				165 A Denver 99 104
				174 A Oral Roberts 76 72
				177 N Grambling 67 53
				215 A North Dakota 80 50
				233 H Western Ill. 92 49
				260 N Wichita St. 73 64
				304 H Incarnate Word 96 43
				307 A North Dakota St. 67 41
				310 A Omaha 80 49
				334 H Purdue Fort Wayne 69 51
LAST 12 Division I GAMES:				
310 A Omaha 80 49	233 H Western Ill. 92 49			
174 A Oral Roberts 76 72	215 A North Dakota 80 50			
334 H Purdue Fort Wayne 69 51	34 N Indiana 60 68			
35 H South Dakota St. 105 98	116 N Loyola Marymount 67 40			
165 A Denver 99 104	177 N Grambling 67 53			
307 A North Dakota St. 67 41	36 A Missouri 74 61			

Non-Div I Games: Bellevue 79 40 St. Mary (NE) 112 52

South Dakota

Average RPI Win:	176	WON-LOST	WINNING	LAST 10	STRENGTH OF	OPP. STRENGTH	TEAM	ADJ.	CONF.	ADJ CONF.
Average RPI Loss:	23	RECORD	PCT. RANK	GAMES	SCHEDULE	OF SCHEDULE	RPI	RPI	RPI	RPI
DIV. I ONLY	15- 6	65	8-2	48	85	35	35	18	18	
DIV. I NON-CONF.	8- 5	120	0- 0	10	7	17	17	17	17	

TOTALS	RPI 1-25	RPI 26-50	W-L RECORDS	RPI 51-100	RPI 101-150	RPI 150+				
15- 6	2- 3	0- 2	OVERALL	3- 1	2- 0	8- 0				
9- 1	1- 1	0- 0	HOME	3- 0	0- 0	5- 0				
6- 3	1- 1	0- 1	AWAY	0- 1	2- 0	3- 0				
0- 2	0- 1	0- 1	NEUTRAL	0- 0	0- 0	0- 0				
8- 5	2- 3	0- 1	NON-CONFERENCE	3- 1	2- 0	1- 0				
5- 1	1- 1	0- 0	HOME	3- 0	0- 0	1- 0				
3- 2	1- 1	0- 0	AWAY	0- 1	2- 0	0- 0				
0- 2	0- 1	0- 1	NEUTRAL	0- 0	0- 0	0- 0				
7- 1	0- 0	0- 1	CONFERENCE	0- 0	0- 0	7- 0				
4- 0	0- 0	0- 0	HOME	0- 0	0- 0	4- 0				
3- 1	0- 0	0- 1	AWAY	0- 0	0- 0	3- 0				
0- 0	0- 0	0- 0	NEUTRAL	0- 0	0- 0	0- 0				

RPI 1-25				RPI 26-50				Team's RPI: 35				RPI 51-100				RPI 101+			
RPI	S	Opponent	Score	RPI	S	Opponent	Score	RPI	S	Opponent	Score	RPI	S	Opponent	Score	RPI	S	Opponent	Score
2	N	Baylor	66 72	30	N	Buffalo	55 61	58	A	Wyoming	70 77	124	A	Chattanooga	71 54				
5	H	Oregon	79 87	32	A	South Dakota	98 105	75	H	Green Bay	77 47	146	A	Montana St.	88 67				
12	A	Marquette	52 91					83	H	Creighton	74 48	165	H	Denver	76 59				
16	H	Drake	80 71					88	H	FGCU	80 62	174	H	Oral Roberts	68 55				
24	A	Central Mich.	80 71									215	A	North Dakota	66 48				
																233	A	Western Ill.	93 84
																307	H	North Dakota St.	86 33
																310	H	Omaha	81 47
																334	A	Purdue Fort Wayne	85 52
																343	H	Savannah St.	97 49
								</											

Average RPI Win:	188	WON-LOST	WINNING	LAST 10	STRENGTH OF	OPP. STRENGTH	TEAM	ADJ.	CONF.	ADJ CONF.
Average RPI Loss:	82	RECORD	PCT. RANK	GAMES	SCHEDULE	OF SCHEDULE	RPI	RPI	RPI	RPI
DIV. I ONLY	11- 9	140	3-7	163	34	150	150	9	9	
DIV. I NON-CONF.	9- 5	105	0- 0	241	14	147	147	9	9	

TOTALS	RPI 1-25	RPI 26-50	W-L RECORDS	RPI 51-100	RPI 101-150	RPI 150+				
11- 9	0- 3	1- 1	OVERALL	1- 2	2- 1	7- 2				
8- 2	0- 1	0- 0	HOME	0- 0	2- 0	6- 1				
2- 3	0- 1	0- 0	AWAY	1- 1	0- 0	1- 1				
1- 4	0- 1	1- 1	NEUTRAL	0- 1	0- 1	0- 0				
9- 5	0- 1	1- 1	NON-CONFERENCE	1- 2	1- 1	6- 0				
7- 0	0- 0	0- 0	HOME	0- 0	1- 0	6- 0				
1- 1	0- 0	0- 0	AWAY	1- 1	0- 0	0- 0				
1- 4	0- 1	1- 1	NEUTRAL	0- 1	0- 1	0- 0				
2- 4	0- 2	0- 0	CONFERENCE	0- 0	1- 0	1- 2				
1- 2	0- 1	0- 0	HOME	0- 0	1- 0	0- 1				
1- 2	0- 1	0- 0	AWAY	0- 0	0- 0	1- 1				
0- 0	0- 0	0- 0	NEUTRAL	0- 0	0- 0	0- 0				

RPI 1-25				RPI 26-50				RPI 51-100				RPI 101+ Team's RPI: 150			
RPI	S	Opponent	Score	RPI	S	Opponent	Score	RPI	S	Opponent	Score	RPI	S	Opponent	Score
7	A	UConn	46 63	33	N	North Carolina	69 71	56	A	LSU	49 78	103	N	Virginia	67 74
17	H	UCF	49 62	42	N	UCLA	60 56	83	N	Creighton	76 83	117	H	Tulane	73 46
22	N	Kentucky	63 85					93	A	Ohio St.	71 47	136	H	Oklahoma	87 70
												170	H	George Washington	63 30
												177	H	Grambling	67 50
												196	A	SMU	44 46
												217	H	Memphis	40 47
												218	A	Temple	63 53
												256	H	Albany (NY)	74 37
												265	H	Bethune-Cookman	88 39
												274	H	Vermont	102 55
												325	H	New Hampshire	79 36

LAST 12 Division I GAMES:															
117	H	Tulane	73 46	196	A	SMU	44 46	217	H	Memphis	40 47	83	N	Creighton	76 83
7	A	UConn	46 63	274	H	Vermont	102 55	177	H	Grambling	67 50	170	H	George Washington	63 30
17	H	UCF	49 62	177	H	Grambling	67 50	170	H	George Washington	63 30				
218	A	Temple	63 53												
56	A	LSU	49 78												
103	N	Virginia	67 74												

Non-Div I Games:

South Fla.

Average RPI		Win: 272	WON-LOST RECORD	WINNING PCT. RANK	LAST 10 GAMES	STRENGTH OF SCHEDULE	OPP. STRENGTH OF SCHEDULE	TEAM RPI	ADJ. RPI	CONF. RPI	ADJ. CONF. RPI
Loss: 158											
DIV. I ONLY		8- 9	190	6-4	225	292	204	204	21	21	
DIV. I NON-CONF.		3- 6	241	0- 0	147	275	205	205	20	20	
TOTALS		RPI 1-25	RPI 26-50	W-L RECORDS		RPI 51-100	RPI 101-150	RPI 150+			
8- 9	0- 1		0- 0	OVERALL		0- 0	0- 3	8- 5			
4- 3	0- 0		0- 0	HOME		0- 0	0- 1	4- 2			
4- 5	0- 1		0- 0	AWAY		0- 0	0- 1	4- 3			
0- 1	0- 0		0- 0	NEUTRAL		0- 0	0- 1	0- 0			
3- 6	0- 1		0- 0	NON-CONFERENCE		0- 0	0- 1	3- 4			
1- 1	0- 0		0- 0	HOME		0- 0	0- 0	1- 1			
2- 4	0- 1		0- 0	AWAY		0- 0	0- 0	2- 3			
0- 1	0- 0		0- 0	NEUTRAL		0- 0	0- 1	0- 0			
5- 3	0- 0		0- 0	CONFERENCE		0- 0	0- 2	5- 1			
3- 2	0- 0		0- 0	HOME		0- 0	0- 1	3- 1			
2- 1	0- 0		0- 0	AWAY		0- 0	0- 1	2- 0			
0- 0	0- 0		0- 0	NEUTRAL		0- 0	0- 0	0- 0			

[illegible]

Non-Div I Games:	Ill.-Springfield	82	46	Harris-Stowe	80	65
------------------	------------------	----	----	--------------	----	----

Southeast Mo. St.

■ Loss, ■ Non-Conf, S Site, H Home A Away N Neutral

Average RPI Win:	280	WON-LOST	WINNING	LAST 10	STRENGTH OF	OPP. STRENGTH	TEAM	ADJ.	CONF.	ADJ CONF.
Average RPI Loss:	171	RECORD	PCT. RANK	GAMES	SCHEDULE	OF SCHEDULE	RPI	RPI	RPI	RPI
DIV. I ONLY	7- 9	210	4-6	317	267	267	267	26	26	
DIV. I NON-CONF.	4- 5	190	0- 0	311	251	227	227	23	23	

TOTALS	RPI 1-25	RPI 26-50	W-L RECORDS	RPI 51-100	RPI 101-150	RPI 150+				
7- 9	0- 0	0- 0	OVERALL	0- 4	0- 1	7- 4				
4- 2	0- 0	0- 0	HOME	0- 1	0- 0	4- 1				
3- 7	0- 0	0- 0	AWAY	0- 3	0- 1	3- 3				
0- 0	0- 0	0- 0	NEUTRAL	0- 0	0- 0	0- 0				
4- 5	0- 0	0- 0	NON-CONFERENCE	0- 2	0- 1	4- 2				
1- 1	0- 0	0- 0	HOME	0- 0	0- 0	1- 1				
3- 4	0- 0	0- 0	AWAY	0- 2	0- 1	3- 1				
0- 0	0- 0	0- 0	NEUTRAL	0- 0	0- 0	0- 0				
3- 4	0- 0	0- 0	CONFERENCE	0- 2	0- 0	3- 2				
3- 1	0- 0	0- 0	HOME	0- 1	0- 0	3- 0				
0- 3	0- 0	0- 0	AWAY	0- 1	0- 0	0- 2				
0- 0	0- 0	0- 0	NEUTRAL	0- 0	0- 0	0- 0				

RPI 1-25				RPI 26-50				RPI 51-100				RPI 101+ Team's RPI: 267					
RPI	S	Opponent	Score	RPI	S	Opponent	Score	RPI	S	Opponent	Score	RPI	S	Opponent	Score		
								56	A	LSU	52	72	143	A	Louisiana Tech	53	72
								62	H	SFA	51	62	173	H	Abilene Christian	74	71
								68	A	Lamar University	54	94	175	H	Southern Miss.	52	59
								98	A	Alabama	40	88	196	A	SMU	63	62
												294	H	La. -Monroe	49	42	
												295	A	Alabama A&M	48	51	
												298	H	Central Ark.	62	53	
												306	A	Jackson St.	50	45	
												315	A	Northwestern St.	47	58	
												323	A	McNeese	56	62	
												340	H	Houston Baptist	73	65	
												350	A	Alcorn	77	59	

LAST 12 Division I GAMES:																	
				323	A	McNeese	56	62	315	A	Northwestern St.	47	58				
				68	A	Lamar University	54	94	340	H	Houston Baptist	73	65				
				173	H	Abilene Christian	74	71	175	H	Southern Miss.	52	59				
				298	H	Central Ark.	62	53	294	H	La. -Monroe	49	42				
				62	H	SFA	51	62	295	A	Alabama A&M	48	51				
				56	A	LSU	52	72	143	A	Louisiana Tech	53	72				

Non-Div I Games: Mobile 70 57 Xavier (LA) 47 59

Southeastern La.

Average RPI	Win:	181	WON-LOST	WINNING	LAST 10	STRENGTH OF	OPP. STRENGTH	TEAM	ADJ.	CONF.	ADJ CONF.
Average RPI	Loss:	27	RECORD	PCT. RANK	GAMES	SCHEDULE	OF SCHEDULE	RPI	RPI	RPI	RPI
DIV. I ONLY		11- 8		122	2-8	38	46	49	49	2	2
DIV. I NON-CONF.		10- 1		18	0- 0	160	181	30	30	2	2

TOTALS	RPI 1-25		RPI 26-50		W-L RECORDS	RPI 51-100		RPI 101-150		RPI 150+	
11- 8	0- 4		1- 3		OVERALL	0- 1		2- 0		8- 0	
5- 3	0- 1		0- 2		HOME	0- 0		1- 0		4- 0	
5- 5	0- 3		1- 1		AWAY	0- 1		1- 0		3- 0	
1- 0	0- 0		0- 0		NEUTRAL	0- 0		0- 0		1- 0	
10- 1	0- 1		0- 0		NON-CONFERENCE	0- 0		2- 0		8- 0	
5- 0	0- 0		0- 0		HOME	0- 0		1- 0		4- 0	
4- 1	0- 1		0- 0		AWAY	0- 0		1- 0		3- 0	
1- 0	0- 0		0- 0		NEUTRAL	0- 0		0- 0		1- 0	
1- 7	0- 3		1- 3		CONFERENCE	0- 1		0- 0		0- 0	
0- 3	0- 1		0- 2		HOME	0- 0		0- 0		0- 0	
1- 4	0- 2		1- 1		AWAY	0- 1		0- 0		0- 0	
0- 0	0- 0		0- 0		NEUTRAL	0- 0		0- 0		0- 0	

RPI 1-25				RPI 26-50				Team's RPI: 49	RPI 51-100				RPI 101+			
RPI	S	Opponent	Score	RPI	S	Opponent	Score		RPI	S	Opponent	Score	RPI	S	Opponent	Score
3	A	Stanford	64 72	28	A	Cal i forni a	59 66		65	A	Ari zona	68 71	112	A	UT Arl ington	73 61
5	H	Oregon	53 93	41	H	Oregon St.	52 76						125	H	Fresno St.	62 61
15	A	Arizona St.	59 68	42	A	UCLA	72 67						152	H	Santa Clara	77 46
19	A	Texas A&M	51 71	42	H	UCLA	65 72						157	H	CSUN	58 42
													158	N	Utah St.	55 46
													184	H	UC Ri versi de	73 55
													210	A	UNLV	86 72
													255	A	Nevada	72 51
													276	A	Long Beach St.	86 50
													319	H	UC Santa Barbara	82 39
LAST 12 Di vi si on I GAMES:																
42	A	UCLA	72 67	15	A	Arizona St.	59 68		112	A	UT Arl ington	73 61				
41	H	Oregon St.	52 76	65	A	Ari zona	68 71		19	A	Texas A&M	51 71				
5	H	Oregon	53 93						157	H	CSUN	58 42				
28	A	Cal i forni a	59 66						210	A	UNLV	86 72				
3	A	Stanford	64 72													
42	H	UCLA	65 72													

Non-Di v I Games:

Southern Cal i forni a

Average RPI		Win: 220	WON-LOST RECORD	WINNING PCT. RANK	LAST 10 GAMES	STRENGTH OF SCHEDULE	OPP. STRENGTH OF SCHEDULE	TEAM RPI	ADJ. RPI	CONF. RPI	ADJ CONF. RPI
Loss: 135											
DIV. I ONLY		10- 8	133	6-4	166	219	160	160	12	12	
DIV. I NON-CONF.		7- 4	109	0- 0	121	177	85	85	14	14	
TOTALS		RPI 1-25	RPI 26-50	W-L RECORDS		RPI 51-100	RPI 101-150	RPI 150+			
10- 8	0- 1		0- 0	OVERALL		1- 0	2- 3	7- 4			
8- 1	0- 0		0- 0	HOME		0- 0	2- 0	6- 1			
1- 6	0- 0		0- 0	AWAY		0- 0	0- 3	1- 3			
1- 1	0- 1		0- 0	NEUTRAL		1- 0	0- 0	0- 0			
7- 4	0- 1		0- 0	NON-CONFERENCE		1- 0	2- 2	4- 1			
5- 0	0- 0		0- 0	HOME		0- 0	2- 0	3- 0			
1- 3	0- 0		0- 0	AWAY		0- 0	0- 2	1- 1			
1- 1	0- 1		0- 0	NEUTRAL		1- 0	0- 0	0- 0			
3- 4	0- 0		0- 0	CONFERENCE		0- 0	0- 1	3- 3			
3- 1	0- 0		0- 0	HOME		0- 0	0- 0	3- 1			
0- 3	0- 0		0- 0	AWAY		0- 0	0- 1	0- 2			
0- 0	0- 0		0- 0	NEUTRAL		0- 0	0- 0	0- 0			

RPI 1-25				RPI 26-50				RPI 51-100				RPI 101+				Team's RPI: 160	
RPI	S	Opponent	Score	RPI	S	Opponent	Score	RPI	S	Opponent	Score	RPI	S	Opponent	Score		
15	N	Arizona St.	38 82					91	N	Hartford	72 50	102	A	Missouri St.	51 66		
												111	H	Northern Ill.	82 73		
												119	H	IUPUI	78 73		
												121	A	Western Ky.	76 83		
												133	A	UT Martin	94 95		
												151	A	Bradley	53 58		
												166	H	Indiana St.	58 61		
												191	A	Illinois St.	52 60		
												200	A	Saint Louis	58 62		
												204	H	Southeast Mo. St.	60 40		
												221	H	Loyol a Chi cago	74 63		
												249	H	Marshall	58 49		
												268	H	Eastern Ill.	73 59		
												301	H	Val parai so	87 65		
												303	A	Murray St.	65 59		
												337	H	Evansvi lle	67 47		
LAST 12 Division I GAMES:																	
				151	A	Bradley	53 58	221	H	Loyol a Chi cago	74 63						
				191	A	Illinoi s St.	52 60	301	H	Val parai so	87 65						
				102	A	Missouri St.	51 66	303	A	Murray St.	65 59						
				166	H	Indiana St.	58 61	268	H	Eastern Ill.	73 59						
				337	H	Evansville	67 47	111	H	Northern Ill.	82 73						
				119	H	IUPUI	78 73	200	A	Sai nt Louis	58 62						

Non-Div I Games:

Southern Ill.

■ Loss, ■ Non-Conf, S Site, H Home A Away N Neutral

Average RPI	Win: 245	WON-LOST	WINNING	LAST 10	STRENGTH OF	OPP. STRENGTH	TEAM	ADJ.	CONF.	ADJ CONF.
Average RPI	Loss: 109	RECORD	PCT. RANK	GAMES	SCHEDULE	OF SCHEDULE	RPI	RPI	RPI	RPI
DIV. I ONLY	9- 10	183	4-6	90	282	175	175	15	15	
DIV. I NON-CONF.	6- 5	143	0- 0	248	313	233	233	18	18	

TOTALS	RPI 1-25	RPI 26-50	W-L RECORDS	RPI 51-100	RPI 101-150	RPI 150+				
9- 10	0- 1	0- 0	OVERALL	0- 4	1- 3	8- 2				
6- 6	0- 1	0- 0	HOME	0- 3	0- 0	6- 2				
3- 4	0- 0	0- 0	AWAY	0- 1	1- 3	2- 0				
0- 0	0- 0	0- 0	NEUTRAL	0- 0	0- 0	0- 0				
6- 5	0- 1	0- 0	NON-CONFERENCE	0- 1	0- 2	6- 1				
5- 3	0- 1	0- 0	HOME	0- 1	0- 0	5- 1				
1- 2	0- 0	0- 0	AWAY	0- 0	0- 2	1- 0				
0- 0	0- 0	0- 0	NEUTRAL	0- 0	0- 0	0- 0				
3- 5	0- 0	0- 0	CONFERENCE	0- 3	1- 1	2- 1				
1- 3	0- 0	0- 0	HOME	0- 2	0- 0	1- 1				
2- 2	0- 0	0- 0	AWAY	0- 1	1- 1	1- 0				
0- 0	0- 0	0- 0	NEUTRAL	0- 0	0- 0	0- 0				

RPI 1-25				RPI 26-50				RPI 51-100				RPI 101+ Team's RPI: 175			
RPI	S	Opponent	Score	RPI	S	Opponent	Score	RPI	S	Opponent	Score	RPI	S	Opponent	Score
10	H	Mississippi St.	42 86					53	H	Rice	47 58	117	A	Tulane	54 71
								66	H	Old Dominion	50 53	121	A	Western Ky.	69 56
								71	A	Middle Tenn.	49 66	135	A	South Alabama	68 77
								97	H	Houston	44 61	145	A	UAB	60 71
												145	H	Charlotte	65 54
												177	H	Grambling	68 47
												183	H	North Texas	48 62
												216	H	Sam Houston St.	61 65
												243	H	Samford	76 40
												249	A	Marshall	64 52
												267	A	Southeastern La.	59 52
												315	H	Northwestern St.	69 54
												317	H	Mississippi Val.	67 60
												350	H	Alcorn	66 47
LAST 12 Division I GAMES:															
66	H	Old Dominion	50 53	249	A	Marshall	64 52								
164	H	Charlotte	65 54	121	A	Western Ky.	69 56								
145	A	UAB	60 71	97	H	Houston	44 61								
71	A	Middle Tenn.	49 66	267	A	Southeastern La.	59 52								
183	H	North Texas	48 62	10	H	Mississippi St.	42 86								
53	H	Rice	47 58	350	H	Alcorn	66 47								

Non-Div I Games: William Carey 74 48 Blue Mountain (MS) 84 38

Southern Miss.

Average RPI Win:	278	WON-LOST	WINNING	LAST 10	STRENGTH OF	OPP. STRENGTH	TEAM	ADJ.	CONF.	ADJ CONF.
Average RPI Loss:	101	RECORD	PCT. RANK	GAMES	SCHEDULE	OF SCHEDULE	RPI	RPI	RPI	RPI
DIV. I ONLY	6- 9	229	6-4	161	176	182	182	29	29	
DIV. I NON-CONF.	0- 7	336	0- 0	2	10	180	180	27	27	

TOTALS	RPI 1-25	RPI 26-50	W-L RECORDS	RPI 51-100	RPI 101-150	RPI 150+				
6- 9	0- 3	0- 0	OVERALL	0- 2	0- 1	6- 3				
3- 2	0- 0	0- 0	HOME	0- 0	0- 1	3- 1				
3- 7	0- 3	0- 0	AWAY	0- 2	0- 0	3- 2				
0- 0	0- 0	0- 0	NEUTRAL	0- 0	0- 0	0- 0				
0- 7	0- 3	0- 0	NON-CONFERENCE	0- 2	0- 1	0- 1				
0- 1	0- 0	0- 0	HOME	0- 0	0- 1	0- 0				
0- 6	0- 3	0- 0	AWAY	0- 2	0- 0	0- 1				
0- 0	0- 0	0- 0	NEUTRAL	0- 0	0- 0	0- 0				
6- 2	0- 0	0- 0	CONFERENCE	0- 0	0- 0	6- 2				
3- 1	0- 0	0- 0	HOME	0- 0	0- 0	3- 1				
3- 1	0- 0	0- 0	AWAY	0- 0	0- 0	3- 1				
0- 0	0- 0	0- 0	NEUTRAL	0- 0	0- 0	0- 0				

RPI	S	Opponent	Score	RPI	S	Opponent	Score	RPI	S	Opponent	Score	RPI	S	Opponent	Score	Team's RPI: 182
2	A	Baylor	49 94					59	A	TCU	40 69	135	H	South Alabama	49 53	
15	A	Arizona St.	47 69					72	A	Michigan	35 76	162	A	Texas Tech	58 76	
22	A	Kentucky	41 91									177	A	Grambling	86 81	
												201	H	Prairie View	54 55	
												227	H	Texas Southern	63 61	
												239	A	Alabama St.	61 78	
												295	A	Alabama A&M	54 50	
												306	A	Jackson St.	76 74	
												317	H	Mississippi Val.	74 67	
												344	H	Ark.-Pine Bluff	73 41	

LAST 12 Division I GAMES:																
317	H	Mississippi Val.	74 67	239	A	Alabama St.	61 78									
344	H	Ark.-Pine Bluff	73 41	295	A	Alabama A&M	54 50									
306	A	Jackson St.	76 74	72	A	Michigan	35 76									
177	A	Grambling	86 81	162	A	Texas Tech	58 76									
227	H	Texas Southern	63 61	59	A	TCU	40 69									
201	H	Prairie View	54 55	15	A	Arizona St.	47 69									

Non-Div I Games: Dillard 61 63 Wiley 89 58 Louisiana Col. 77 53 Millsaps 71 36 Southern U.

Average RPI Win:	219	WON-LOST	WINNING	LAST 10	STRENGTH OF	OPP. STRENGTH	TEAM	ADJ.	CONF.	ADJ CONF.
Average RPI Loss:	147	RECORD	PCT. RANK	GAMES	SCHEDULE	OF SCHEDULE	RPI	RPI	RPI	RPI
DIV. I ONLY	5- 13	280	2-8	113	257	248	248	16	16	
DIV. I NON-CONF.	3- 6	241	0- 1	41	272	194	194	12	12	

TOTALS	RPI 1-25	RPI 26-50	W-L RECORDS	RPI 51-100	RPI 101-150	RPI 150+				
5- 13	1- 0	0- 0	OVERALL	0- 3	0- 4	4- 6				
4- 4	1- 0	0- 0	HOME	0- 1	0- 1	3- 2				
1- 9	0- 0	0- 0	AWAY	0- 2	0- 3	1- 4				
0- 0	0- 0	0- 0	NEUTRAL	0- 0	0- 0	0- 0				
3- 6	1- 0	0- 0	NON-CONFERENCE	0- 2	0- 0	2- 4				
3- 1	1- 0	0- 0	HOME	0- 0	0- 0	2- 1				
0- 5	0- 0	0- 0	AWAY	0- 2	0- 0	0- 3				
0- 0	0- 0	0- 0	NEUTRAL	0- 0	0- 0	0- 0				
2- 7	0- 0	0- 0	CONFERENCE	0- 1	0- 4	2- 2				
1- 3	0- 0	0- 0	HOME	0- 1	0- 1	1- 1				
1- 4	0- 0	0- 0	AWAY	0- 0	0- 3	1- 1				
0- 0	0- 0	0- 0	NEUTRAL	0- 0	0- 0	0- 0				

RPI 1-25				RPI 26-50				RPI 51-100				RPI 101+				Team's RPI: 248	
RPI	S	Opponent	Score	RPI	S	Opponent	Score	RPI	S	Opponent	Score	RPI	S	Opponent	Score		
25	H	BYU	67 64					61	A	Boise St.	53 88	113	H	Northern Colo.	44 71		
								74	A	UC Davis	45 68	140	A	Portland St.	49 63		
								95	H	Idaho St.	57 69	141	A	Montana	57 79		
												146	A	Montana St.	64 69		
												156	A	UC Irvine	58 75		
												165	H	Denver	70 71		
												174	A	Oral Roberts	59 64		
												184	A	UC Riverside	50 56		
												228	A	Sacramento St.	76 77		
												240	A	Northern Ariz.	82 76		
												240	H	Northern Ariz.	69 78		
												259	H	Utah Valley	60 59		
												261	H	San Diego	69 59		
												308	H	Weber St.	84 79		
LAST 12 Division I GAMES:																	
113	H	Northern Colo.	44 71	184	A	UC Riverside	50 56										
228	A	Sacramento St.	76 77	240	H	Northern Ariz.	69 78										
140	A	Portland St.	49 63	141	A	Montana	57 79										
240	A	Northern Ariz.	82 76	146	A	Montana St.	64 69										
308	H	Weber St.	84 79	61	A	Boise St.	53 88										
95	H	Idaho St.	57 69	165	H	Denver	70 71										

Non-Div I Games:

Southern Utah

Average RPI Win:	232	WON-LOST	WINNING	LAST 10	STRENGTH OF	OPP. STRENGTH	TEAM	ADJ.	CONF.	ADJ CONF.
Average RPI Loss:	140	RECORD	PCT. RANK	GAMES	SCHEDULE	OF SCHEDULE	RPI	RPI	RPI	RPI
DIV. I ONLY	5- 14	287	2-8	98	214	212	212	17	17	
DIV. I NON-CONF.	3- 10	278	0- 0	73	210	223	223	16	16	

TOTALS	RPI 1-25	RPI 26-50	W-L RECORDS	RPI 51-100	RPI 101-150	RPI 150+				
5- 14	0- 0	0- 2	OVERALL	0- 3	0- 2	5- 7				
2- 6	0- 0	0- 0	HOME	0- 2	0- 1	2- 3				
3- 7	0- 0	0- 1	AWAY	0- 1	0- 1	3- 4				
0- 1	0- 0	0- 1	NEUTRAL	0- 0	0- 0	0- 0				
3- 10	0- 0	0- 2	NON-CONFERENCE	0- 3	0- 1	3- 4				
2- 3	0- 0	0- 0	HOME	0- 2	0- 0	2- 1				
1- 6	0- 0	0- 1	AWAY	0- 1	0- 1	1- 3				
0- 1	0- 0	0- 1	NEUTRAL	0- 0	0- 0	0- 0				
2- 4	0- 0	0- 0	CONFERENCE	0- 0	0- 1	2- 3				
0- 3	0- 0	0- 0	HOME	0- 0	0- 1	0- 2				
2- 1	0- 0	0- 0	AWAY	0- 0	0- 0	2- 1				
0- 0	0- 0	0- 0	NEUTRAL	0- 0	0- 0	0- 0				

RPI 1-25				RPI 26-50				RPI 51-100				RPI 101+ Team's RPI: 212			
RPI	S	Opponent	Score	RPI	S	Opponent	Score	RPI	S	Opponent	Score	RPI	S	Opponent	Score
				30	A	Buffal o	43 90	51	H	Bucknel l	46 77	115	H	Dayton	49 62
				37	N	Ohio	53 70	89	H	Kent St.	64 76	130	A	Georgi a	40 67
								99	A	Penn St.	65 80	155	A	Akron	58 67
												161	H	Duquesne	54 60
												165	A	Denver	62 76
												192	A	George Mason	68 57
												199	A	Massachusetts	64 63
												200	H	Saint Louis	45 62
												219	A	Cornel l	44 58
												226	H	Hofstra	59 67
												236	A	Ni agara	76 48
												252	H	Si ena	74 58
												279	H	Cani si us	100 94
												287	A	Sai nt Joseph' s	41 66
LAST 12 Division I GAMES:															
				115	H	Dayton	49 62	199	A	Massachusetts	64 63				
				287	A	Saint Joseph' s	41 66	200	H	Saint Louis	45 62				
				192	A	George Mason	68 57	89	H	Kent St.	64 76				
				161	H	Duquesne	54 60	99	A	Penn St.	65 80				
				219	A	Cornel l	44 58	252	H	Si ena	74 58				
				30	A	Buffal o	43 90	155	A	Akron	58 67				

Non-Div I Games:

St. Bonaventure

Average RPI Win:	296	WON-LOST	WINNING	LAST 10	STRENGTH OF	OPP. STRENGTH	TEAM	ADJ.	CONF.	ADJ CONF.
Average RPI Loss:	205	RECORD	PCT. RANK	GAMES	SCHEDULE	OF SCHEDULE	RPI	RPI	RPI	RPI
DIV. I ONLY	10- 9	157	5-5	340	333	275	275	31	31	
DIV. I NON-CONF.	5- 6	177	0- 0	326	305	282	282	31	31	

TOTALS	RPI 1-25	RPI 26-50	W-L RECORDS	RPI 51-100	RPI 101-150	RPI 150+				
10- 9	0- 0	0- 0	OVERALL	0- 2	1- 0	9- 7				
4- 4	0- 0	0- 0	HOME	0- 1	0- 0	4- 3				
5- 4	0- 0	0- 0	AWAY	0- 1	1- 0	4- 3				
1- 1	0- 0	0- 0	NEUTRAL	0- 0	0- 0	1- 1				
5- 6	0- 0	0- 0	NON-CONFERENCE	0- 2	1- 0	4- 4				
2- 2	0- 0	0- 0	HOME	0- 1	0- 0	2- 1				
2- 3	0- 0	0- 0	AWAY	0- 1	1- 0	1- 2				
1- 1	0- 0	0- 0	NEUTRAL	0- 0	0- 0	1- 1				
5- 3	0- 0	0- 0	CONFERENCE	0- 0	0- 0	5- 3				
2- 2	0- 0	0- 0	HOME	0- 0	0- 0	2- 2				
3- 1	0- 0	0- 0	AWAY	0- 0	0- 0	3- 1				
0- 0	0- 0	0- 0	NEUTRAL	0- 0	0- 0	0- 0				

RPI 1-25				RPI 26-50				RPI 51-100				RPI 101+				Team's RPI: 275	
RPI	S	Opponent	Score	RPI	S	Opponent	Score	RPI	S	Opponent	Score	RPI	S	Opponent	Score		
								81	H	Princeton	64	83	132	A	Morehead St.	101	94
								87	A	Seton Hall	77	100	163	A	Stony Brook	67	74
													222	H	Robert Morris	56	75
													224	H	Sacred Heart	66	68
													230	A	Mt. St. Mary's	75	78
													241	H	Saint Francis (PA)	78	65
													256	H	Albany (NY)	60	67
													283	A	Army West Point	57	69
													289	A	Bryant	60	55
													299	A	Loyola Maryland	75	70
													301	N	Valparaiso	76	78
													305	H	Saint Peter's	74	70
													324	H	Wagner	76	61
													330	H	Manhattan	73	65
													342	A	Fairleigh Dickinson	64	53
													346	N	Chicago St.	110	73
													351	A	LIU Brooklyn	79	67

LAST 12 Division I GAMES:																	
				351	A	LIU Brooklyn	79	67	230	A	Mt. St. Mary's	75	78				
				224	H	Sacred Heart	66	68	342	A	Fairleigh Dickinson	64	53				
				241	H	Saint Francis (PA)	78	65	163	A	Stony Brook	67	74				
				222	H	Robert Morris	56	75	81	H	Princeton	64	83				
				289	A	Bryant	60	55	256	H	Albany (NY)	60	67				
				324	H	Wagner	76	61	305	H	Saint Peter's	74	70				

Non-Div I Games: Mercy 102 51

St. Francis Brooklyn

Average RPI	Win: 207	WON-LOST	WINNING	LAST 10	STRENGTH OF	OPP. STRENGTH	TEAM	ADJ.	CONF.	ADJ CONF.
Average RPI	Loss: 52	RECORD	PCT. RANK	GAMES	SCHEDULE	OF SCHEDULE	RPI	RPI	RPI	RPI
DIV. I ONLY	9- 11	197	2-8	73	48	122	122	6	6	
DIV. I NON-CONF.	7- 4	109	0- 0	162	68	93	93	4	4	

TOTALS	RPI 1-25	RPI 26-50	W-L RECORDS	RPI 51-100	RPI 101-150	RPI 150+				
9- 11	0- 3	1- 4	OVERALL	1- 3	1- 1	6- 0				
3- 4	0- 1	0- 1	HOME	1- 2	1- 0	1- 0				
4- 6	0- 1	0- 3	AWAY	0- 1	0- 1	4- 0				
2- 1	0- 1	1- 0	NEUTRAL	0- 0	0- 0	1- 0				
7- 4	0- 2	1- 1	NON-CONFERENCE	0- 0	1- 1	5- 0				
2- 1	0- 1	0- 0	HOME	0- 0	1- 0	1- 0				
3- 2	0- 0	0- 1	AWAY	0- 0	0- 1	3- 0				
2- 1	0- 1	1- 0	NEUTRAL	0- 0	0- 0	1- 0				
2- 7	0- 1	0- 3	CONFERENCE	1- 3	0- 0	1- 0				
1- 3	0- 0	0- 1	HOME	1- 2	0- 0	0- 0				
1- 4	0- 1	0- 2	AWAY	0- 1	0- 0	1- 0				
0- 0	0- 0	0- 0	NEUTRAL	0- 0	0- 0	0- 0				

RPI 1-25				RPI 26-50				RPI 51-100				RPI 101+				Team's RPI: 122
RPI	S	Opponent	Score	RPI	S	Opponent	Score	RPI	S	Opponent	Score	RPI	S	Opponent	Score	
7	N	UConn	55 65	27	N	Purdue	68 62	83	H	Creighton	63 65	104	A	Wake Forest	59 64	
12	A	Marquette	73 83	38	A	DePaul	64 73	85	H	Providence	66 67	106	H	Yale	56 52	
23	H	Florida St.	53 57	45	A	Butler	45 66	87	A	Seton Hall	67 77	188	A	Xavier	76 57	
				46	H	Villanova	57 73	100	H	Georgetown	59 51	197	N	Ole Miss	64 59	
				47	A	James Madison	51 64					283	A	Army West Point	60 49	
												286	A	La Salle	83 57	
												329	A	Iona	61 35	
												347	H	Delaware St.	82 44	

LAST 12 Division I GAMES:																
				12	A	Marquette	73 83	46	H	Villanova	57 73					
				38	A	DePaul	64 73	100	H	Georgetown	59 51					
				83	H	Creighton	63 65	87	A	Seton Hall	67 77					
				85	H	Providence	66 67	47	A	James Madison	51 64					
				45	A	Butler	45 66	286	A	La Salle	83 57					
				188	A	Xavier	76 57	23	H	Florida St.	53 57					

Non-Div I Games:

St. John's (NY)

Average RPI		Win: 97	WON-LOST RECORD	WINNING PCT. RANK	LAST 10 GAMES	STRENGTH OF SCHEDULE	OPP. STRENGTH OF SCHEDULE	TEAM RPI	ADJ. RPI	CONF. RPI	ADJ CONF. RPI
Loss: 21											
DIV. I ONLY			17- 2	12	9-1	14	8	3	3	2	2
DIV. I NON-CONF.			10- 1	18	0- 0	15	33	2	2	2	2
TOTALS		RPI 1-25		RPI 26-50		W-L RECORDS	RPI 51-100	RPI 101-150		RPI 150+	
17- 2	2- 1			3- 1		OVERALL	4- 0	5- 0		3- 0	
9- 0	1- 0			2- 0		HOME	1- 0	3- 0		2- 0	
6- 2	1- 1			1- 1		AWAY	2- 0	1- 0		1- 0	
2- 0	0- 0			0- 0		NEUTRAL	1- 0	1- 0		0- 0	
10- 1	1- 1			1- 0		NON-CONFERENCE	3- 0	2- 0		3- 0	
5- 0	1- 0			0- 0		HOME	1- 0	1- 0		2- 0	
3- 1	0- 1			1- 0		AWAY	1- 0	0- 0		1- 0	
2- 0	0- 0			0- 0		NEUTRAL	1- 0	1- 0		0- 0	
7- 1	1- 0			2- 1		CONFERENCE	1- 0	3- 0		0- 0	
4- 0	0- 0			2- 0		HOME	0- 0	2- 0		0- 0	
3- 1	1- 0			0- 1		AWAY	1- 0	1- 0		0- 0	
0- 0	0- 0			0- 0		NEUTRAL	0- 0	0- 0		0- 0	

RPI 1-25				Team's RPI: 3				RPI 26-50				RPI 51-100				RPI 101+			
RPI	S	Opponent	Score	RPI	S	Opponent	Score	RPI	S	Opponent	Score	RPI	S	Opponent	Score				
2	H	Bayl or	68 63	29	A	Utah	68 75	52	A	Tennessee	95 85	105	H	Washi ngton St.	85 64				
13	A	Gonzaga	73 79	30	A	Buffal o	62 55	65	A	Ari zona	78 48	107	H	Idaho	115 71				
15	A	Ari zona St.	72 65	42	H	UCLA	86 80	74	H	UC Davi s	71 43	109	N	Ameri can	71 49				
				49	H	Southern Cal i forni a	72 64	88	N	FGCU	88 65	120	H	Washi ngton	91 54				
																139	A	Col orado	80 69
																157	H	CSUN	69 43
																246	A	Hawai i	81 59
																251	H	San Franci sco	96 62
LAST 12 Division I GAMES:																			
105	H	Washi ngton St.	85 64	29	A	Utah	68 75												
120	H	Washi ngton	91 54	139	A	Col orado	80 69												
65	A	Ari zona	78 48	157	H	CSUN	69 43												
15	A	Ari zona St.	72 65	30	A	Buffal o	62 55												
42	H	UCLA	86 80	52	A	Tennessee	95 85												
49	H	Southern Cal i forni a	72 64	2	H	Bayl or	68 63												

Non-Div I Games:

Stanford

Average RPI Win: 297

Average RPI Loss: 121

WON-LOST
RECORDWINNING
PCT. RANKLAST 10
GAMESSTRENGTH OF
SCHEDULEOPP. STRENGTH
OF SCHEDULETEAM
RPIADJ.
RPICONF.
RPIADJ CONF.
RPIDIV. I ONLY
DIV. I NON-CONF.7- 11
3- 9236
2717-3
0- 0216
110225
160262
264262
26424
2624
26

TOTALS

RPI 1-25

RPI 26-50

W-L RECORDS

RPI 51-100

RPI 101-150

RPI 150+

7- 11

0- 1

0- 1

OVERALL

0- 4

0- 2

7- 3

6- 2

0- 1

0- 0

HOME

0- 1

0- 0

6- 0

1- 6

0- 0

0- 1

AWAY

0- 2

0- 2

1- 1

0- 3

0- 0

0- 0

NEUTRAL

0- 1

0- 0

0- 2

3- 9

0- 1

0- 1

NON-CONFERENCE

0- 4

0- 1

3- 2

3- 2

0- 1

0- 0

HOME

0- 1

0- 0

3- 0

0- 4

0- 0

0- 1

AWAY

0- 2

0- 1

0- 0

0- 3

0- 0

0- 0

NEUTRAL

0- 1

0- 0

0- 2

4- 2

0- 0

0- 0

CONFERENCE

0- 0

0- 1

4- 1

3- 0

0- 0

0- 0

HOME

0- 0

0- 0

3- 0

1- 2

0- 0

0- 0

AWAY

0- 0

0- 1

1- 1

0- 0

0- 0

0- 0

NEUTRAL

0- 0

0- 0

0- 0

RPI 1-25

RPI 26-50

RPI 51-100

RPI 101+

Team's RPI: 262

RPI	S	Opponent	Score
17	H	UCF	55 78

RPI	S	Opponent	Score
31	A	Texas	46 65

RPI	S	Opponent	Score
52	A	Tennessee	55 65
90	N	Wright St.	44 57
92	H	Penn	53 75
98	A	Alabama	47 59

RPI	S	Opponent	Score
138	A	Tulsa	54 55
147	A	North Ala.	55 71
154	N	Marist	69 76
215	H	North Dakota	74 63
226	N	Hofstra	50 53
234	H	Liberty	69 52
291	A	North Florida	57 71
307	H	North Dakota St.	60 59
312	H	NJIT	74 48
331	A	Lipscomb	80 65
331	H	Lipscomb	76 49
349	H	Florida A&M	69 44

LAST 12 Division I GAMES:

147	A	North Ala.	55 71	331	H	Lipscomb	76 49
291	A	North Florida	57 71	312	H	NJIT	74 48
331	A	Lipscomb	80 65	349	H	Florida A&M	69 44
234	H	Liberty	69 52	215	H	North Dakota	74 63
92	H	Penn	53 75	31	A	Texas	46 65
307	H	North Dakota St.	60 59	52	A	Tennessee	55 65

Non-Div I Games:

Central St. (OH)

81 51

Webber Int'l

80 52

Stetson

Loss,
 Non-Conf,
 S Site,
 H Home
A Away
 N Neutral

Average RPI Win:	270	WON-LOST	WINNING	LAST 10	STRENGTH OF	OPP. STRENGTH	TEAM	ADJ.	CONF.	ADJ CONF.
Average RPI Loss:	102	RECORD	PCT. RANK	GAMES	SCHEDULE	OF SCHEDULE	RPI	RPI	RPI	RPI
DIV. I ONLY	14- 5	54	6-4	307	244	163	163	23	23	
DIV. I NON-CONF.	10- 2	37	0- 0	293	288	93	93	24	24	

TOTALS	RPI 1-25	RPI 26-50	W-L RECORDS	RPI 51-100	RPI 101-150	RPI 150+				
14- 5	0- 1	0- 0	OVERALL	1- 3	0- 0	13- 1				
7- 3	0- 0	0- 0	HOME	0- 2	0- 0	7- 1				
7- 2	0- 1	0- 0	AWAY	1- 1	0- 0	6- 0				
0- 0	0- 0	0- 0	NEUTRAL	0- 0	0- 0	0- 0				
10- 2	0- 1	0- 0	NON-CONFERENCE	1- 1	0- 0	9- 0				
6- 0	0- 0	0- 0	HOME	0- 0	0- 0	6- 0				
4- 2	0- 1	0- 0	AWAY	1- 1	0- 0	3- 0				
0- 0	0- 0	0- 0	NEUTRAL	0- 0	0- 0	0- 0				
4- 3	0- 0	0- 0	CONFERENCE	0- 2	0- 0	4- 1				
1- 3	0- 0	0- 0	HOME	0- 2	0- 0	1- 1				
3- 0	0- 0	0- 0	AWAY	0- 0	0- 0	3- 0				
0- 0	0- 0	0- 0	NEUTRAL	0- 0	0- 0	0- 0				

RPI 1-25				RPI 26-50				RPI 51-100				RPI 101+ Team's RPI: 163			
RPI	S	Opponent	Score	RPI	S	Opponent	Score	RPI	S	Opponent	Score	RPI	S	Opponent	Score
14	A	Rutgers	47 61					63	H	Maine	54 68	219	H	Cornell	63 61
								86	A	Toledo	48 80	224	A	Sacred Heart	73 58
								91	H	Hartford	36 64	226	H	Hofstra	77 49
								99	A	Penn St.	81 70	244	A	Binghamton	65 56
												256	H	Albany (NY)	49 54
												270	H	Ga. Southern	72 43
												274	A	Vermont	67 61
												275	H	St. Francis Brooklyn	74 67
												297	H	UMass Lowell	76 56
												324	H	Wagner	70 45
												325	A	New Hampshire	82 63
												329	A	Iona	53 51
												330	A	Manhattan	79 48
												342	H	Fairleigh Dickinson	63 49

LAST 12 Division I GAMES:															
				63	H	Maine	54 68	274	A	Vermont	67 61				
				325	A	New Hampshire	82 63	256	H	Albany (NY)	49 54				
				244	A	Binghamton	65 56	86	A	Toledo	48 80				
				297	H	UMass Lowell	76 56	324	H	Wagner	70 45				
				91	H	Hartford	36 64	329	A	Iona	53 51				
				275	H	St. Francis Brooklyn	74 67	342	H	Fairleigh Dickinson	63 49				

Non-Div I Games: SUNY New Paltz 87 50

Stony Brook

Average RPI	Win:	92	WON-LOST	WINNING	LAST 10	STRENGTH OF	OPP. STRENGTH	TEAM	ADJ.	CONF.	ADJ CONF.
Average RPI	Loss:	55	RECORD	PCT. RANK	GAMES	SCHEDULE	OF SCHEDULE	RPI	RPI	RPI	RPI
DIV. I ONLY		16- 4		30	8-2	9	22	8	8	1	1
DIV. I NON-CONF.		11- 2		32	0- 0	11	67	6	6	1	1

TOTALS	RPI 1-25		RPI 26-50		W-L RECORDS	RPI 51-100		RPI 101-150		RPI 150+	
16- 4	2- 1		4- 2		OVERALL	4- 0		2- 1		4- 0	
7- 1	1- 0		1- 1		HOME	1- 0		1- 0		3- 0	
4- 3	0- 1		1- 1		AWAY	2- 0		1- 1		0- 0	
5- 0	1- 0		2- 0		NEUTRAL	1- 0		0- 0		1- 0	
11- 2	2- 1		2- 0		NON-CONFERENCE	2- 0		1- 1		4- 0	
6- 0	1- 0		0- 0		HOME	1- 0		1- 0		3- 0	
0- 2	0- 1		0- 0		AWAY	0- 0		0- 1		0- 0	
5- 0	1- 0		2- 0		NEUTRAL	1- 0		0- 0		1- 0	
5- 2	0- 0		2- 2		CONFERENCE	2- 0		1- 0		0- 0	
1- 1	0- 0		1- 1		HOME	0- 0		0- 0		0- 0	
4- 1	0- 0		1- 1		AWAY	2- 0		1- 0		0- 0	
0- 0	0- 0		0- 0		NEUTRAL	0- 0		0- 0		0- 0	

RPI	S	Opponent	Score	RPI	S	Opponent	Score	RPI	S	Opponent	Score	RPI	S	Opponent	Score
5	A	Oregon	73 75	26	H	Miami (FL)	71 84	51	H	Bucknell	70 56	108	A	Pittsburgh	82 50
17	N	UCF	57 52	33	H	North Carolina	90 77	55	A	Duke	64 55	118	H	Towson	98 55
19	H	Texas A&M	75 65	38	N	DePaul	83 81	79	A	Virginia Tech	75 73	148	A	Minnesota	68 72
				39	A	Georgia Tech	55 65	81	N	Princeton	92 61	161	N	Duquesne	87 71
				40	A	Clemson	84 75					181	H	UMES	96 51
				43	N	Kansas St.	70 61					215	H	North Dakota	85 49
												236	H	Niagara	94 45

LAST 12 Division I GAMES:															
39	A	Georgia Tech	55 65	55	A	Duke	64 55								
108	A	Pittsburgh	82 50	26	H	Miami (FL)	71 84								
33	H	North Carolina	90 77	161	N	Duquesne	87 71								
79	A	Virginia Tech	75 73	236	H	Niagara	94 45								
40	A	Clemson	84 75	181	H	UMES	96 51								
17	N	UCF	57 52	118	H	Towson	98 55								

Non-Div I Games:

Syracuse

Average RPI Win:	193	WON-LOST	WINNING	LAST 10	STRENGTH OF	OPP. STRENGTH	TEAM	ADJ.	CONF.	ADJ CONF.
Average RPI Loss:	30	RECORD	PCT. RANK	GAMES	SCHEDULE	OF SCHEDULE	RPI	RPI	RPI	RPI
DIV. I ONLY	14- 5	54	6-4	108	81	59	59	3	3	
DIV. I NON-CONF.	10- 1	18	0- 0	283	246	82	82	3	3	

TOTALS	RPI 1-25	RPI 26-50	W-L RECORDS	RPI 51-100	RPI 101-150	RPI 150+				
14- 5	0- 3	0- 1	OVERALL	2- 1	2- 0	10- 0				
12- 1	0- 1	0- 0	HOME	2- 0	2- 0	8- 0				
2- 3	0- 1	0- 1	AWAY	0- 1	0- 0	2- 0				
0- 1	0- 1	0- 0	NEUTRAL	0- 0	0- 0	0- 0				
10- 1	0- 1	0- 0	NON-CONFERENCE	0- 0	1- 0	9- 0				
8- 0	0- 0	0- 0	HOME	0- 0	1- 0	7- 0				
2- 0	0- 0	0- 0	AWAY	0- 0	0- 0	2- 0				
0- 1	0- 1	0- 0	NEUTRAL	0- 0	0- 0	0- 0				
4- 4	0- 2	0- 1	CONFERENCE	2- 1	1- 0	1- 0				
4- 1	0- 1	0- 0	HOME	2- 0	1- 0	1- 0				
0- 3	0- 1	0- 1	AWAY	0- 1	0- 0	0- 0				
0- 0	0- 0	0- 0	NEUTRAL	0- 0	0- 0	0- 0				

RPI 1-25				RPI 26-50				RPI 51-100				RPI 101+			
RPI	S	Opponent	Score	RPI	S	Opponent	Score	RPI	S	Opponent	Score	RPI	S	Opponent	Score
2	H	Baylor	55 79	31	A	Texas	67 73	60	H	West Virginia	62 48	136	H	Oklahoma	86 71
11	A	Iowa St.	54 92					76	H	Kansas	58 53	146	H	Montana St.	71 49
25	N	BYU	58 61					82	A	Oklahoma St.	71 75	161	H	Duquesne	61 48
												162	H	Texas Tech	78 70
												182	H	Southern U.	69 40
												196	H	SMU	65 63
												197	A	Ole Miss	55 50
												216	H	Sam Houston St.	72 59
												220	A	San Diego St.	81 64
												283	H	Army West Point	63 38
												317	H	Mississippi Val.	96 47
												350	H	Alcorn	88 31

Team's RPI: 59															
LAST 12 Division I GAMES:															
31	A	Texas	67 73	76	H	Kansas	58 53	136	H	Oklahoma	86 71	350	H	Alcorn	88 31
162	H	Texas Tech	78 70	101	H	Alcorn	88 31	216	H	Sam Houston St.	72 59	182	H	Southern U.	69 40
2	H	Baylor	55 79	146	H	Montana St.	71 49	161	H	Duquesne	61 48	196	H	SMU	65 63
11	A	Iowa St.	54 92	60	H	West Virginia	62 48	76	H	Kansas	58 53	197	A	Ole Miss	55 50
82	A	Oklahoma St.	71 75									220	A	San Diego St.	81 64
60	H	West Virginia	62 48									283	H	Army West Point	63 38

Non-Div I Games:

TCU

Average RPI	Win: 296	WON-LOST	WINNING	LAST 10	STRENGTH OF	OPP. STRENGTH	TEAM	ADJ.	CONF.	ADJ CONF.
Average RPI	Loss: 95	RECORD	PCT. RANK	GAMES	SCHEDULE	OF SCHEDULE	RPI	RPI	RPI	RPI
DIV. I ONLY	5- 14	287	2-8	99	125	218	218	9	9	
DIV. I NON-CONF.	4- 9	252	0- 0	179	144	225	225	9	9	

TOTALS	RPI 1-25	RPI 26-50	W-L RECORDS	RPI 51-100	RPI 101-150	RPI 150+				
5- 14	0- 2	0- 3	OVERALL	0- 3	0- 3	5- 3				
4- 3	0- 1	0- 0	HOME	0- 0	0- 2	4- 0				
1- 10	0- 1	0- 3	AWAY	0- 3	0- 0	1- 3				
0- 1	0- 0	0- 0	NEUTRAL	0- 0	0- 1	0- 0				
4- 9	0- 1	0- 3	NON-CONFERENCE	0- 1	0- 1	4- 3				
3- 0	0- 0	0- 0	HOME	0- 0	0- 0	3- 0				
1- 8	0- 1	0- 3	AWAY	0- 1	0- 0	1- 3				
0- 1	0- 0	0- 0	NEUTRAL	0- 0	0- 1	0- 0				
1- 5	0- 1	0- 0	CONFERENCE	0- 2	0- 2	1- 0				
1- 3	0- 1	0- 0	HOME	0- 0	0- 2	1- 0				
0- 2	0- 0	0- 0	AWAY	0- 2	0- 0	0- 0				
0- 0	0- 0	0- 0	NEUTRAL	0- 0	0- 0	0- 0				

RPI 1-25				RPI 26-50				RPI 51-100				RPI 101+				Team's RPI: 218
RPI	S	Opponent	Score	RPI	S	Opponent	Score	RPI	S	Opponent	Score	RPI	S	Opponent	Score	
7	H	UConn	67 88	26	A	Miami (FL)	61 73	92	A	Penn	62 71	117	H	Tulane	57 66	
20	A	South Carolina	60 88	38	A	DePaul	88 102	96	A	Cincinnati	52 72	126	N	Radford	50 56	
				46	A	Villanova	68 76	97	A	Houston	65 78	150	H	South Fla.	53 63	
												154	A	Marist	68 74	
												161	A	Duquesne	53 54	
												197	A	Ole Miss	55 62	
												231	H	East Carolina	84 62	
												286	H	La Salle	75 47	
												287	A	Saint Joseph's	58 52	
												329	H	Iona	59 39	
												347	H	Delaware St.	75 61	
LAST 12 Division I GAMES:																
7	H	UConn	67 88	231	H	East Carolina	84 62	92	A	Penn	62 71					
96	A	Cincinnati	52 72	286	H	La Salle	75 47									
97	A	Houston	65 78	20	A	South Carolina	60 88									
117	H	Tulane	57 66	46	A	Villanova	68 76									
150	H	South Fla.	53 63	329	H	Iona	59 39									
161	A	Duquesne	53 54													

Non-Div I Games:

Temple

Average RPI Win:	167	WON-LOST	WINNING	LAST 10	STRENGTH OF	OPP. STRENGTH	TEAM	ADJ.	CONF.	ADJ CONF.
Average RPI Loss:	49	RECORD	PCT. RANK	GAMES	SCHEDULE	OF SCHEDULE	RPI	RPI	RPI	RPI
DIV. I ONLY	13- 7	88	4-6	25	78	52	52	5	5	
DIV. I NON-CONF.	11- 2	32	1- 0	65	107	31	31	6	6	

TOTALS	RPI 1-25	RPI 26-50	W-L RECORDS	RPI 51-100	RPI 101-150	RPI 150+				
13- 7	0- 3	2- 2	OVERALL	4- 1	1- 1	6- 0				
8- 5	0- 3	0- 2	HOME	2- 0	0- 0	6- 0				
3- 2	0- 0	1- 0	AWAY	2- 1	0- 1	0- 0				
2- 0	0- 0	1- 0	NEUTRAL	0- 0	1- 0	0- 0				
11- 2	0- 2	2- 0	NON-CONFERENCE	2- 0	1- 0	6- 0				
7- 2	0- 2	0- 0	HOME	1- 0	0- 0	6- 0				
2- 0	0- 0	1- 0	AWAY	1- 0	0- 0	0- 0				
2- 0	0- 0	1- 0	NEUTRAL	0- 0	1- 0	0- 0				
2- 5	0- 1	0- 2	CONFERENCE	2- 1	0- 1	0- 0				
1- 3	0- 1	0- 2	HOME	1- 0	0- 0	0- 0				
1- 2	0- 0	0- 0	AWAY	1- 1	0- 1	0- 0				
0- 0	0- 0	0- 0	NEUTRAL	0- 0	0- 0	0- 0				

RPI 1-25				RPI 26-50				RPI 51-100				RPI 101+			
RPI	S	Opponent	Score	RPI	S	Opponent	Score	RPI	S	Opponent	Score	RPI	S	Opponent	Score
1	H	Notre Dame	62 77	31	A	Texas	88 82	54	A	Auburn	78 69	130	A	Georgia	62 66
3	H	Stanford	85 95	36	H	Missouri	64 66	56	H	LSU	74 65	145	N	UAB	73 69
22	H	Kentucky	71 73	40	N	Clemson	78 66	70	H	Belmont	84 76	198	H	UNC Asheville	73 46
				50	H	Arkansas	79 80	82	A	Oklahoma St.	76 63	257	H	ETSU	80 61
								98	A	Alabama	65 86	262	H	Stetson	65 55
												303	H	Murray St.	98 77
												327	H	Presbyterian	97 49
												349	H	Florida A&M	96 31

Team's RPI: 52															
LAST 12 Division I GAMES:															
1	H	Notre Dame	62 77	145	N	UAB	73 69	56	H	LSU	74 65	54	A	Auburn	78 69
50	H	Arkansas	79 80	56	H	LSU	74 65	70	H	Belmont	84 76	22	H	Kentucky	71 73
98	A	Alabama	65 86	54	A	Auburn	78 69	303	H	Murray St.	98 77	36	H	Missouri	64 66
130	A	Georgia	62 66	70	H	Belmont	84 76	257	H	ETSU	80 61				

Non-Div I Games:

Tennessee

Average RPI Win:	307	WON-LOST	WINNING	LAST 10	STRENGTH OF	OPP. STRENGTH	TEAM	ADJ.	CONF.	ADJ CONF.
Average RPI Loss:	155	RECORD	PCT. RANK	GAMES	SCHEDULE	OF SCHEDULE	RPI	RPI	RPI	RPI
DIV. I ONLY	2- 18	341	2-8	123	229	290	290	21	21	
DIV. I NON-CONF.	0- 12	336	0- 0	108	171	312	312	20	20	

TOTALS	RPI 1-25	RPI 26-50	W-L RECORDS	RPI 51-100	RPI 101-150	RPI 150+				
2- 18	0- 1	0- 2	OVERALL	0- 2	0- 5	2- 8				
1- 4	0- 0	0- 0	HOME	0- 0	0- 3	1- 1				
1- 11	0- 1	0- 1	AWAY	0- 2	0- 1	1- 6				
0- 3	0- 0	0- 1	NEUTRAL	0- 0	0- 1	0- 1				
0- 12	0- 1	0- 2	NON-CONFERENCE	0- 1	0- 2	0- 6				
0- 1	0- 0	0- 0	HOME	0- 0	0- 1	0- 0				
0- 8	0- 1	0- 1	AWAY	0- 1	0- 0	0- 5				
0- 3	0- 0	0- 1	NEUTRAL	0- 0	0- 1	0- 1				
2- 6	0- 0	0- 0	CONFERENCE	0- 1	0- 3	2- 2				
1- 3	0- 0	0- 0	HOME	0- 0	0- 2	1- 1				
1- 3	0- 0	0- 0	AWAY	0- 1	0- 1	1- 1				
0- 0	0- 0	0- 0	NEUTRAL	0- 0	0- 0	0- 0				

RPI 1-25				RPI 26-50				RPI 51-100				RPI 101+ Team's RPI: 290			
RPI	S	Opponent	Score	RPI	S	Opponent	Score	RPI	S	Opponent	Score	RPI	S	Opponent	Score
4	A	Louisville	52 107	38	A	DePaul	73 95	70	A	Belmont	46 80	108	N	Pittsburgh	56 78
				50	N	Arkansas	55 79	94	A	Troy	67 92	123	A	Tennessee Tech	65 76
												123	H	Tennessee Tech	59 69
												132	H	Morehead St.	62 85
												135	H	South Alabama	56 78
												167	A	Vanderbilt	63 89
												172	N	Wisconsin	53 58
												194	A	Ball St.	51 90
												203	H	Jacksonville St.	52 62
												249	A	Marshall	59 80
												295	A	Alabama A&M	57 67
												300	A	Austin Peay	47 74
												303	A	Murray St.	65 61
												311	H	Eastern Ky.	60 38
												331	A	Lipscomb	62 64

LAST 12 Division I GAMES:															
				70	A	Belmont	46 80	303	A	Murray St.	65 61				
				123	A	Tennessee Tech	65 76	300	A	Austin Peay	47 74				
				132	H	Morehead St.	62 85	194	A	Ball St.	51 90				
				311	H	Eastern Ky.	60 38	38	A	DePaul	73 95				
				203	H	Jacksonville St.	52 62	249	A	Marshall	59 80				
				123	H	Tennessee Tech	59 69	4	A	Louisville	52 107				

Non-Div I Games:

Tennessee St.

Average RPI Win:	244	WON-LOST	WINNING	LAST 10	STRENGTH OF	OPP. STRENGTH	TEAM	ADJ.	CONF.	ADJ CONF.
Average RPI Loss:	109	RECORD	PCT. RANK	GAMES	SCHEDULE	OF SCHEDULE	RPI	RPI	RPI	RPI
DIV. I ONLY	13- 4	41	9-1	308	200	123	123	21	21	
DIV. I NON-CONF.	6- 3	91	0- 0	254	240	118	118	20	20	

TOTALS	RPI 1-25	RPI 26-50	W-L RECORDS	RPI 51-100	RPI 101-150	RPI 150+				
13- 4	0- 0	0- 1	OVERALL	2- 1	0- 1	11- 1				
6- 0	0- 0	0- 0	HOME	1- 0	0- 0	5- 0				
7- 3	0- 0	0- 1	AWAY	1- 0	0- 1	6- 1				
0- 1	0- 0	0- 0	NEUTRAL	0- 1	0- 0	0- 0				
6- 3	0- 0	0- 1	NON-CONFERENCE	1- 1	0- 0	5- 1				
3- 0	0- 0	0- 0	HOME	1- 0	0- 0	2- 0				
3- 2	0- 0	0- 1	AWAY	0- 0	0- 0	3- 1				
0- 1	0- 0	0- 0	NEUTRAL	0- 1	0- 0	0- 0				
7- 1	0- 0	0- 0	CONFERENCE	1- 0	0- 1	6- 0				
3- 0	0- 0	0- 0	HOME	0- 0	0- 0	3- 0				
4- 1	0- 0	0- 0	AWAY	1- 0	0- 1	3- 0				
0- 0	0- 0	0- 0	NEUTRAL	0- 0	0- 0	0- 0				

RPI	S	Opponent	Score	RPI	S	Opponent	Score	RPI	S	Opponent	Score	RPI	S	Opponent	Score	Team's RPI: 123
50	A	Arkansas	42 65	66	N	Old Domini on	73 80	132	A	Morehead St.	56 77	188	A	Xavier	60 70	
				70	A	Bel mont	77 72	198	H	UNC Asheville	60 53	203	A	Jacksonville St.	66 49	
				71	H	Middle Tenn.	68 64	207	H	SIUE	79 55	260	A	Wichi ta St.	55 45	
								268	H	Eastern Ill.	99 88	290	A	Tennessee St.	69 59	
								290	H	Tennessee St.	76 65	311	A	Eastern Ky.	81 68	
								331	A	Lipscomb	67 52	333	H	Western Caro.	77 58	
								336	A	Charleston So.	77 55					
LAST 12 Division I GAMES:																
203	A	Jacksonville St.	66 49	311	A	Eastern Ky.	81 68									
290	H	Tennessee St.	76 65	132	A	Morehead St.	56 77									
268	H	Eastern Ill.	99 88	331	A	Lipscomb	67 52									
207	H	SIUE	79 55	198	H	UNC Asheville	60 53									
70	A	Bel mont	77 72	50	A	Arkansas	42 65									
290	A	Tennessee St.	69 59	260	A	Wichi ta St.	55 45									

Non-Div I Games: Tenn. Wesleyan 100 58 Cumberland (TN) 88 55

Tennessee Tech

Average RPI Win: 154

Average RPI Loss: 41

WON-LOST
RECORDWINNING
PCT. RANKLAST 10
GAMESSTRENGTH OF
SCHEDULEOPP. STRENGTH
OF SCHEDULETEAM
RPIADJ.
RPICONF.
RPIADJ CONF.
RPIDIV. I ONLY
DIV. I NON-CONF.17- 4
10- 228
378-2
2- 056
14362
14031
6431
643
33
3

TOTALS

RPI 1-25

RPI 26-50

W-L RECORDS

RPI 51-100

RPI 101-150

RPI 150+

17- 4

1- 1

0- 1

OVERALL

6- 2

2- 0

8- 0

9- 3

0- 1

0- 0

HOME

3- 2

1- 0

5- 0

5- 1

1- 0

0- 1

AWAY

1- 0

0- 0

3- 0

3- 0

0- 0

0- 0

NEUTRAL

2- 0

1- 0

0- 0

10- 2

0- 1

0- 0

NON-CONFERENCE

2- 1

1- 0

7- 0

5- 2

0- 1

0- 0

HOME

0- 1

0- 0

5- 0

2- 0

0- 0

0- 0

AWAY

0- 0

0- 0

2- 0

3- 0

0- 0

0- 0

NEUTRAL

2- 0

1- 0

0- 0

7- 2

1- 0

0- 1

CONFERENCE

4- 1

1- 0

1- 0

4- 1

0- 0

0- 0

HOME

3- 1

1- 0

0- 0

3- 1

1- 0

0- 1

AWAY

1- 0

0- 0

1- 0

0- 0

0- 0

0- 0

NEUTRAL

0- 0

0- 0

0- 0

RPI 1-25

RPI 26-50

Team's RPI: 31

RPI 51-100

RPI 101+

RPI	S	Opponent	Score
10	H	Mississippi St.	49 67
11	A	Iowa St.	64 62

RPI	S	Opponent	Score
43	A	Kansas St.	69 87

RPI	S	Opponent	Score
52	H	Tennessee	82 88
59	H	TCU	73 67
60	A	West Virginia	70 58
60	H	West Virginia	58 64
67	N	Quinnipiac	56 55
72	N	Michigan	69 52
76	H	Kansas	62 43
82	H	Oklahoma St.	60 51

RPI	S	Opponent	Score
136	H	Oklahoma	73 63
144	N	Fordham	72 54
161	H	Duquesne	78 41
162	A	Texas Tech	78 71
183	A	North Texas	64 54
247	A	UTRGV	81 66
262	H	Stetson	65 46
263	H	UTSA	98 54
315	H	Northwestern St.	104 66
323	H	McNeese	96 40

LAST 12 Division I GAMES:

60	H	West Virginia	58 64	144	N	Fordham	72 54
162	A	Texas Tech	78 71	72	N	Michigan	69 52
76	H	Kansas	62 43	136	H	Oklahoma	73 63
59	H	TCU	73 67	60	A	West Virginia	70 58
43	A	Kansas St.	69 87	82	H	Oklahoma St.	60 51
11	A	Iowa St.	64 62	315	H	Northwestern St.	104 66

Non-Div I Games:

Texas

Loss,
 Non-Conf,
 S Site,
 H Home
A Away
 N Neutral

Average RPI Win:	132	WON-LOST	WINNING	LAST 10	STRENGTH OF	OPP. STRENGTH	TEAM	ADJ.	CONF.	ADJ CONF.
Average RPI Loss:	38	RECORD	PCT. RANK	GAMES	SCHEDULE	OF SCHEDULE	RPI	RPI	RPI	RPI
DIV. I ONLY	16- 4	30	8-2	37	64	19	19	5	5	
DIV. I NON-CONF.	11- 2	32	0- 0	56	118	23	23	6	6	

TOTALS	RPI 1-25	RPI 26-50	W-L RECORDS	RPI 51-100	RPI 101-150	RPI 150+				
16- 4	1- 2	2- 0	OVERALL	5- 2	1- 0	7- 0				
9- 2	1- 1	1- 0	HOME	2- 1	0- 0	5- 0				
5- 2	0- 1	0- 0	AWAY	3- 1	1- 0	1- 0				
2- 0	0- 0	1- 0	NEUTRAL	0- 0	0- 0	1- 0				
11- 2	0- 1	2- 0	NON-CONFERENCE	3- 1	0- 0	6- 0				
7- 1	0- 0	1- 0	HOME	1- 1	0- 0	5- 0				
2- 1	0- 1	0- 0	AWAY	2- 0	0- 0	0- 0				
2- 0	0- 0	1- 0	NEUTRAL	0- 0	0- 0	1- 0				
5- 2	1- 1	0- 0	CONFERENCE	2- 1	1- 0	1- 0				
2- 1	1- 1	0- 0	HOME	1- 0	0- 0	0- 0				
3- 1	0- 0	0- 0	AWAY	1- 1	1- 0	1- 0				
0- 0	0- 0	0- 0	NEUTRAL	0- 0	0- 0	0- 0				

RPI	S	Opponent	Score	RPI	S	Opponent	Score	RPI	S	Opponent	Score	RPI	S	Opponent	Score
8	A	Syracuse	65 75	41	N	Oregon St.	76 70	53	H	Rice	65 54	130	A	Georgia	76 66
20	H	South Carolina	57 60	49	H	Southern California	71 51	54	A	Auburn	69 67	167	A	Vanderbilt	50 43
22	H	Kentucky	73 71					56	A	LSU	52 63	184	N	UC Riverside	70 63
								68	H	Lamar University	68 74	186	H	Arkansas St.	97 56
								77	A	Little Rock	61 40	201	H	Prairie View	70 57
								97	A	Houston	68 52	211	H	Jacksonville	73 53
								98	H	Alabama	70 43	247	H	UTRGV	84 61
												298	H	Central Ark.	84 27
LAST 12 Division I GAMES:															
130	A	Georgia	76 66	22	H	Kentucky	73 71	54	A	Auburn	69 67	201	H	Prairie View	70 57
98	H	Alabama	70 43					49	H	Southern California	71 51	41	N	Oregon St.	76 70
167	A	Vanderbilt	50 43					41	N	UC Riverside	70 63				
56	A	LSU	52 63												
20	H	South Carolina	57 60												
247	H	UTRGV	84 61												

Non-Div I Games:

Texas A&M

Average RPI Win:	293	WON-LOST	WINNING	LAST 10	STRENGTH OF	OPP. STRENGTH	TEAM	ADJ.	CONF.	ADJ CONF.
Average RPI Loss:	150	RECORD	PCT. RANK	GAMES	SCHEDULE	OF SCHEDULE	RPI	RPI	RPI	RPI
DIV. I ONLY	6- 10	242	5-5	270	318	227	227	29	29	
DIV. I NON-CONF.	2- 7	288	0- 0	60	299	184	184	27	27	

TOTALS	RPI 1-25	RPI 26-50	W-L RECORDS	RPI 51-100	RPI 101-150	RPI 150+				
6- 10	0- 1	0- 0	OVERALL	0- 2	0- 1	6- 6				
1- 1	0- 0	0- 0	HOME	0- 0	0- 0	1- 1				
5- 7	0- 1	0- 0	AWAY	0- 2	0- 1	5- 3				
0- 2	0- 0	0- 0	NEUTRAL	0- 0	0- 0	0- 2				
2- 7	0- 1	0- 0	NON-CONFERENCE	0- 2	0- 1	2- 3				
0- 0	0- 0	0- 0	HOME	0- 0	0- 0	0- 0				
2- 5	0- 1	0- 0	AWAY	0- 2	0- 1	2- 1				
0- 2	0- 0	0- 0	NEUTRAL	0- 0	0- 0	0- 2				
4- 3	0- 0	0- 0	CONFERENCE	0- 0	0- 0	4- 3				
1- 1	0- 0	0- 0	HOME	0- 0	0- 0	1- 1				
3- 2	0- 0	0- 0	AWAY	0- 0	0- 0	3- 2				
0- 0	0- 0	0- 0	NEUTRAL	0- 0	0- 0	0- 0				

RPI 1-25				RPI 26-50				RPI 51-100				RPI 101+ Team's RPI: 227			
RPI	S	Opponent	Score	RPI	S	Opponent	Score	RPI	S	Opponent	Score	RPI	S	Opponent	Score
21	A	Michigan St.	45 91					53	A	Rice	71 76	117	A	Tulane	56 62
								62	A	SFA	55 74	162	A	Texas Tech	55 75
												173	N	Abilene Christian	39 81
												177	H	Grambling	67 75
												182	A	Southern U.	61 63
												201	A	Prairie View	52 44
												202	N	Nicholls St.	57 58
												247	A	UTRGV	69 55
												306	H	Jackson St.	76 67
												317	A	Mississippi Val.	68 50
												343	A	Savannah St.	65 41
												344	A	Ark.-Pine Bluff	59 58
												350	A	Alcorn	52 53

LAST 12 Division I GAMES:															
				306	H	Jackson St.	76 67					317	A	Mississippi Val.	68 50
				177	H	Grambling	67 75					344	A	Ark.-Pine Bluff	59 58
				201	A	Prairie View	52 44					62	A	SFA	55 74
				182	A	Southern U.	61 63					247	A	UTRGV	69 55
				350	A	Alcorn	52 53					21	A	Michigan St.	45 91
				162	A	Texas Tech	55 75					343	A	Savannah St.	65 41

Non-Div I Games: Houston-Tillotson 72 36 Paul Quinn 83 54

Texas Southern

Average RPI Win: 223

Average RPI Loss: 116

WON-LOST
RECORDWINNING
PCT. RANKLAST 10
GAMESSTRENGTH OF
SCHEDULEOPP. STRENGTH
OF SCHEDULETEAM
RPIADJ.
RPICONF.
RPIADJ CONF.
RPIDIV. I ONLY
DIV. I NON-CONF.7- 11
3- 7236
2565-5
0- 1128
59122
169176
169176
16913
1513
15

TOTALS

RPI 1-25

RPI 26-50

W-L RECORDS

RPI 51-100

RPI 101-150

RPI 150+

7- 11

0- 0

0- 3

OVERALL

0- 2

0- 3

7- 3

2- 5

0- 0

0- 0

HOME

0- 0

0- 2

2- 3

5- 5

0- 0

0- 2

AWAY

0- 2

0- 1

5- 0

0- 1

0- 0

0- 1

NEUTRAL

0- 0

0- 0

0- 0

3- 7

0- 0

0- 3

NON-CONFERENCE

0- 1

0- 2

3- 1

1- 2

0- 0

0- 0

HOME

0- 0

0- 1

1- 1

2- 4

0- 0

0- 2

AWAY

0- 1

0- 1

2- 0

0- 1

0- 0

0- 1

NEUTRAL

0- 0

0- 0

0- 0

4- 4

0- 0

0- 0

CONFERENCE

0- 1

0- 1

4- 2

1- 3

0- 0

0- 0

HOME

0- 0

0- 1

1- 2

3- 1

0- 0

0- 0

AWAY

0- 1

0- 0

3- 0

0- 0

0- 0

0- 0

NEUTRAL

0- 0

0- 0

0- 0

RPI 1-25

RPI 26-50

RPI 51-100

RPI 101+

Team's RPI: 176

RPI S Opponent Score

RPI S Opponent Score

RPI S Opponent Score

RPI S Opponent Score

36 A Missouri 50 69

44 A New Mexico 51 82

48 N Saint Mary's (CA) 62 89

77 A Little Rock 47 62

82 A Oklahoma St. 55 66

117 A Tulane 61 67

127 H Appal achian St. 49 62

146 H Montana St. 59 67

159 A Georgia St. 69 60

159 H Georgia St. 34 57

174 H Oral Roberts 64 81

186 A Arkansas St. 85 62

202 H Ni choll s St. 72 67

205 H Coastal Caro. 73 58

263 A UTSA 68 60

270 A Ga. Southern 64 52

270 H Ga. Southern 55 65

273 A A&M-Corpus Christi 60 53

LAST 12 Division I GAMES:

202 H Ni choll s St. 72 67

270 H Ga. Southern 55 65

159 H Georgia St. 34 57

186 A Arkansas St. 85 62

77 A Little Rock 47 62

127 H Appal achian St. 49 62

117 A Tulane 61 67

146 H Montana St. 59 67

205 H Coastal Caro. 73 58

159 A Georgia St. 69 60

270 A Ga. Southern 64 52

48 N Saint Mary's (CA) 62 89

Non-Div I Games:

UNKNOWN

92 39

Tex. A&M Int'l

89 25

Texas St.

Loss, Non-Conf, S Site, H Home A Away N Neutral

Average RPI Win:	209	WON-LOST	WINNING	LAST 10	STRENGTH OF	OPP. STRENGTH	TEAM	ADJ.	CONF.	ADJ CONF.
Average RPI Loss:	81	RECORD	PCT. RANK	GAMES	SCHEDULE	OF SCHEDULE	RPI	RPI	RPI	RPI
DIV. I ONLY	10- 9	157	3-7	106	107	162	162	3	3	
DIV. I NON-CONF.	9- 2	43	0- 0	273	291	133	133	3	3	

TOTALS	RPI 1-25	RPI 26-50	W-L RECORDS	RPI 51-100	RPI 101-150	RPI 150+				
10- 9	0- 1	0- 2	OVERALL	2- 3	0- 2	8- 1				
9- 4	0- 1	0- 2	HOME	2- 0	0- 1	7- 0				
1- 5	0- 0	0- 0	AWAY	0- 3	0- 1	1- 1				
0- 0	0- 0	0- 0	NEUTRAL	0- 0	0- 0	0- 0				
9- 2	0- 0	0- 0	NON-CONFERENCE	1- 0	0- 1	8- 1				
8- 1	0- 0	0- 0	HOME	1- 0	0- 1	7- 0				
1- 1	0- 0	0- 0	AWAY	0- 0	0- 0	1- 1				
0- 0	0- 0	0- 0	NEUTRAL	0- 0	0- 0	0- 0				
1- 7	0- 1	0- 2	CONFERENCE	1- 3	0- 1	0- 0				
1- 3	0- 1	0- 2	HOME	1- 0	0- 0	0- 0				
0- 4	0- 0	0- 0	AWAY	0- 3	0- 1	0- 0				
0- 0	0- 0	0- 0	NEUTRAL	0- 0	0- 0	0- 0				

RPI 1-25				RPI 26-50				RPI 51-100				RPI 101+ Team's RPI: 162			
RPI	S	Opponent	Score	RPI	S	Opponent	Score	RPI	S	Opponent	Score	RPI	S	Opponent	Score
2	H	Bayl or	56 73	31	H	Texas	71 78	59	A	TCU	70 78	107	H	Idaho	77 88
				43	H	Kansas St.	62 66	60	A	West Vi rgi ni a	65 68	136	A	Okl ahoma	61 66
								62	H	SFA	77 69	173	H	Abil ene Christian	105 54
								76	H	Kansas	69 66	182	H	Southern U.	76 58
								82	A	Okl ahoma St.	57 65	203	H	Jacksonville St.	71 58
												208	A	Florida	67 72
												227	H	Texas Southern	75 55
												255	A	Nevada	86 67
												273	H	A&M-Corpus Christi	78 61
												294	H	La. -Monroe	86 42
												340	H	Houston Baptist	82 76
LAST 12 Division I GAMES:															
				43	H	Kansas St.	62 66	31	H	Texas	71 78				
				59	A	TCU	70 78	60	A	West Vi rgi ni a	65 68				
				82	A	Okl ahoma St.	57 65	173	H	Abil ene Christian	105 54				
				76	H	Kansas	69 66	227	H	Texas Southern	75 55				
				2	H	Bayl or	56 73	182	H	Southern U.	76 58				
				136	A	Okl ahoma	61 66	255	A	Nevada	86 67				

Non-Div I Games:

Texas Tech

**T
o
l
e
d
o**

T
o
l
e
d
o

Tol edo

Average RPI Win:	226	WON-LOST	WINNING	LAST 10	STRENGTH OF	OPP. STRENGTH	TEAM	ADJ.	CONF.	ADJ CONF.
Average RPI Loss:	120	RECORD	PCT. RANK	GAMES	SCHEDULE	OF SCHEDULE	RPI	RPI	RPI	RPI
DIV. I ONLY	12- 7	106	7-3	212	151	118	118	10	10	
DIV. I NON-CONF.	6- 5	143	0- 0	270	178	156	156	11	11	

TOTALS	RPI 1-25	RPI 26-50	W-L RECORDS	RPI 51-100	RPI 101-150	RPI 150+				
12- 7	0- 1	0- 0	OVERALL	1- 1	1- 3	10- 2				
6- 1	0- 0	0- 0	HOME	1- 0	0- 1	5- 0				
6- 6	0- 1	0- 0	AWAY	0- 1	1- 2	5- 2				
0- 0	0- 0	0- 0	NEUTRAL	0- 0	0- 0	0- 0				
6- 5	0- 1	0- 0	NON-CONFERENCE	0- 1	0- 1	6- 2				
3- 0	0- 0	0- 0	HOME	0- 0	0- 0	3- 0				
3- 5	0- 1	0- 0	AWAY	0- 1	0- 1	3- 2				
0- 0	0- 0	0- 0	NEUTRAL	0- 0	0- 0	0- 0				
6- 2	0- 0	0- 0	CONFERENCE	1- 0	1- 2	4- 0				
3- 1	0- 0	0- 0	HOME	1- 0	0- 1	2- 0				
3- 1	0- 0	0- 0	AWAY	0- 0	1- 1	2- 0				
0- 0	0- 0	0- 0	NEUTRAL	0- 0	0- 0	0- 0				

RPI	S	Opponent	Score	RPI	S	Opponent	Score	RPI	S	Opponent	Score	RPI	S	Opponent	Score	Team's RPI: 118
8	A	Syracuse	55 98					60	A	West Virginia	43 90	104	A	Wake Forest	53 60	
								69	H	Northeastern	88 83	110	A	Drexel	55 54	
												129	H	William & Mary	69 80	
												136	A	UNCW	73 77	
												170	A	George Washington	63 76	
												185	A	Delaware	56 48	
												190	H	Elon	59 58	
												199	H	Massachusetts	78 53	
												226	H	Hofstra	92 68	
												230	A	Mt. St. Mary's	78 87	
												249	A	Marshall	76 69	
												286	H	La Salle	92 68	
												287	A	Saint Joseph's	73 52	
												292	A	Col. of Charleston	77 61	
												299	H	Loyola Maryland	62 57	
												314	A	UMBC	71 62	

LAST 12 Division I GAMES:																
136	A	UNCW	73 77	129	H	William & Mary	69 80									
292	A	Col. of Charleston	77 61	190	H	Elon	59 58									
226	H	Hofstra	92 68	249	A	Marshall	76 69									
69	H	Northeastern	88 83	60	A	West Virginia	43 90									
185	A	Delaware	56 48	287	A	Saint Joseph's	73 52									
110	A	Drexel	55 54	299	H	Loyola Maryland	62 57									

Non-Div I Games:

Towson

Average RPI Win:	225	WON-LOST	WINNING	LAST 10	STRENGTH OF	OPP. STRENGTH	TEAM	ADJ.	CONF.	ADJ CONF.
Average RPI Loss:	84	RECORD	PCT. RANK	GAMES	SCHEDULE	OF SCHEDULE	RPI	RPI	RPI	RPI
DIV. I ONLY	15- 3	23	9-1	303	132	94	94	13	13	
DIV. I NON-CONF.	8- 2	52	0- 0	306	155	128	128	15	15	

TOTALS	RPI 1-25	RPI 26-50	W-L RECORDS	RPI 51-100	RPI 101-150	RPI 150+				
15- 3	0- 1	0- 0	OVERALL	1- 1	1- 0	13- 1				
7- 1	0- 0	0- 0	HOME	1- 1	0- 0	6- 0				
6- 2	0- 1	0- 0	AWAY	0- 0	1- 0	5- 1				
2- 0	0- 0	0- 0	NEUTRAL	0- 0	0- 0	2- 0				
8- 2	0- 1	0- 0	NON-CONFERENCE	0- 1	0- 0	8- 0				
3- 1	0- 0	0- 0	HOME	0- 1	0- 0	3- 0				
3- 1	0- 1	0- 0	AWAY	0- 0	0- 0	3- 0				
2- 0	0- 0	0- 0	NEUTRAL	0- 0	0- 0	2- 0				
7- 1	0- 0	0- 0	CONFERENCE	1- 0	1- 0	5- 1				
4- 0	0- 0	0- 0	HOME	1- 0	0- 0	3- 0				
3- 1	0- 0	0- 0	AWAY	0- 0	1- 0	2- 1				
0- 0	0- 0	0- 0	NEUTRAL	0- 0	0- 0	0- 0				

RPI 1-25				RPI 26-50				RPI 51-100				RPI 101+			
RPI	S	Opponent	Score	RPI	S	Opponent	Score	RPI	S	Opponent	Score	RPI	S	Opponent	Score
23	A	Florida St.	67 103					71	H	Middle Tenn.	64 67	127	A	Appalachian St.	83 72
								77	H	Little Rock	71 66	159	A	Georgia St.	80 84
												186	H	Arkansas St.	87 79
												197	A	Ole Miss	71 54
												203	A	Jacksonville St.	89 63
												205	A	Coastal Caro.	82 81
												216	N	Sam Houston St.	84 79
												239	H	Alabama St.	116 46
												243	H	Samford	72 52
												253	H	Louisiana	90 64
												257	A	ETSU	84 66
												270	A	Ga. Southern	97 81
												290	H	Tennessee St.	92 67
												294	H	La. -Monroe	78 56
												317	N	Mississippi Val.	75 54

Team's RPI: 94															
LAST 12 Division I GAMES:															
159	A	Georgia St.	80 84	253	H	Louisiana	90 64	127	A	Appalachian St.	83 72	203	A	Jacksonville St.	89 63
270	A	Ga. Southern	97 81	294	H	La. -Monroe	78 56	197	A	Ole Miss	71 54	243	H	Samford	72 52
186	H	Arkansas St.	87 79	205	A	Coastal Caro.	82 81	71	H	Middle Tenn.	64 67	257	A	ETSU	84 66
77	H	Little Rock	71 66	239	H	Alabama St.	116 46	270	A	Ga. Southern	97 81	290	H	Tennessee St.	92 67
127	A	Appalachian St.	83 72					294	H	La. -Monroe	78 56	317	N	Mississippi Val.	75 54
205	A	Coastal Caro.	82 81												

Non-Div I Games: Talladega 91 70

Troy

T
u
l
a
n
e

Tulane			Through Games Of Jan. 28, 2019								
Average RPI	Win:	194	WON-LOST RECORD	WINNING PCT. RANK	LAST 10 GAMES	STRENGTH OF SCHEDULE	OPP. STRENGTH OF SCHEDULE	TEAM RPI	ADJ. RPI	CONF. RPI	ADJ CONF. RPI
Average RPI	Loss:	102									
DIV. I ONLY			13- 6	75	6-4	180	87	117	117	9	9
DIV. I NON-CONF.			10- 3	59	1- 0	203	59	87	87	9	9

TOTALS		RPI 1-25		RPI 26-50		W-L RECORDS		RPI 51-100	RPI 101-150	RPI 150+	
13- 6		1- 1		0- 1		OVERALL		1- 2	1- 1	10- 1	
7- 3		0- 1		0- 0		HOME		0- 1	1- 0	6- 1	
3- 2		0- 0		0- 0		AWAY		1- 1	0- 1	2- 0	
3- 1		1- 0		0- 1		NEUTRAL		0- 0	0- 0	2- 0	
10- 3		1- 0		0- 1		NON-CONFERENCE		1- 2	1- 0	7- 0	
6- 1		0- 0		0- 0		HOME		0- 1	1- 0	5- 0	
1- 1		0- 0		0- 0		AWAY		1- 1	0- 0	0- 0	
3- 1		1- 0		0- 1		NEUTRAL		0- 0	0- 0	2- 0	
3- 3		0- 1		0- 0		CONFERENCE		0- 0	0- 1	3- 1	
1- 2		0- 1		0- 0		HOME		0- 0	0- 0	1- 1	
2- 1		0- 0		0- 0		AWAY		0- 0	0- 1	2- 0	
0- 0		0- 0		0- 0		NEUTRAL		0- 0	0- 0	0- 0	

RPI 1-25				RPI 26-50				RPI 51-100				RPI 101+ Team's RPI: 117			
RPI	S	Opponent	Score	RPI	S	Opponent	Score	RPI	S	Opponent	Score	RPI	S	Opponent	Score
7	H	UConn	33 75	28	N	Cal i forni a	57 65	56	A	LSU	56 54	120	H	Washington	63 51
24	N	Central Mich.	68 57					66	H	Ol d Domi ni on	48 56	150	A	South Fla.	46 73
								98	A	Al abama	58 69	175	H	Southern Mi ss.	71 54
												176	H	Texas St.	67 61
												196	A	SMU	61 43
												202	H	Ni chol l s St.	71 46
												218	A	Temple	66 57
												227	H	Texas Southern	62 56
												231	H	East Caroli na	68 57
												260	H	Wi chi ta St.	44 62
												266	N	Cleveland St.	81 72
												281	H	Fla. Atlantic	88 45
												349	N	Florida A&M	78 34

LAST 12 Divi s i o n I GAMES:															
150	A	South Fla.	46 73	176	H	Texas St.	67 61	260	H	Wi chi ta St.	44 62				
7	H	UConn	33 75	24	N	Central Mich.	68 57	66	H	Ol d Domi ni on	48 56				
196	A	SMU	61 43	98	A	Al abama	58 69	202	H	Ni chol l s St.	71 46				
218	A	Temple	66 57												
231	H	East Caroli na	68 57												
349	N	Florida A&M	78 34												

T
u
l
a
n
e

Non-Di v I Games:

Tulane

Average RPI Win: 209

Average RPI Loss: 78

WON-LOST
RECORDWINNING
PCT. RANKLAST 10
GAMESSTRENGTH OF
SCHEDULEOPP. STRENGTH
OF SCHEDULETEAM
RPIADJ.
RPICONF.
RPIADJ CONF.
RPIDIV. I ONLY
DIV. I NON-CONF.9- 10
6- 7183
1724-6
0- 174
95100
69138
141138
1419
99
9

TOTALS

RPI 1-25

RPI 26-50

W-L RECORDS

RPI 51-100

RPI 101-150

RPI 150+

9- 10

0- 2

0- 1

OVERALL

1- 5

0- 1

8- 1

6- 3

0- 0

0- 1

HOME

0- 2

0- 0

6- 0

2- 7

0- 2

0- 0

AWAY

0- 3

0- 1

2- 1

1- 0

0- 0

0- 0

NEUTRAL

1- 0

0- 0

0- 0

6- 7

0- 1

0- 1

NON-CONFERENCE

1- 3

0- 1

5- 1

4- 2

0- 0

0- 1

HOME

0- 1

0- 0

4- 0

1- 5

0- 1

0- 0

AWAY

0- 2

0- 1

1- 1

1- 0

0- 0

0- 0

NEUTRAL

1- 0

0- 0

0- 0

3- 3

0- 1

0- 0

CONFERENCE

0- 2

0- 0

3- 0

2- 1

0- 0

0- 0

HOME

0- 1

0- 0

2- 0

1- 2

0- 1

0- 0

AWAY

0- 1

0- 0

1- 0

0- 0

0- 0

0- 0

NEUTRAL

0- 0

0- 0

0- 0

RPI 1-25

RPI 26-50

RPI 51-100

RPI 101+

Team's RPI: 138

RPI	S	Opponent	Score
15	A	Arizona St.	52 70
17	A	UCF	44 60

RPI	S	Opponent	Score
50	H	Arkansas	59 61

RPI	S	Opponent	Score
62	A	SFA	34 76
70	A	Belmont	53 78
77	H	Little Rock	53 63
96	H	Cincinnati	50 70
97	A	Houston	44 76
98	N	Alabama	80 73

RPI	S	Opponent	Score
109	A	American	52 68
173	H	Abilene Christian	75 63
174	A	Oral Roberts	76 68
186	A	Arkansas St.	60 73
200	H	Saint Louis	86 75
217	H	Memphis	46 39
231	A	East Carolina	75 55
260	H	Wichita St.	63 49
262	H	Stetson	55 54
269	H	UTEP	66 45

LAST 12 Division I GAMES:

96	H	Cincinnati	50 70	15	A	Arizona St.	52 70
17	A	UCF	44 60	97	A	Houston	44 76
231	A	East Carolina	75 55	50	H	Arkansas	59 61
217	H	Memphis	46 39	77	H	Little Rock	53 63
260	H	Wichita St.	63 49	186	A	Arkansas St.	60 73
269	H	UTEP	66 45	98	N	Alabama	80 73

Non-Div I Games:

Tulsa

Loss,
Non-Conf,
S Site,
H Home
A Away
N Neutral

Average RPI	Win: 245	WON-LOST	WINNING	LAST 10	STRENGTH OF	OPP. STRENGTH	TEAM	ADJ.	CONF.	ADJ CONF.
Average RPI	Loss: 83	RECORD	PCT. RANK	GAMES	SCHEDULE	OF SCHEDULE	RPI	RPI	RPI	RPI
DIV. I ONLY	17- 3	15	8-2	335	155	145	145	15	15	
DIV. I NON-CONF.	11- 1	13	0- 1	335	235	113	113	18	18	

TOTALS	RPI 1-25	RPI 26-50	W-L RECORDS	RPI 51-100	RPI 101-150	RPI 150+				
17- 3	0- 0	0- 0	OVERALL	1- 2	2- 1	14- 0				
7- 2	0- 0	0- 0	HOME	0- 1	1- 1	6- 0				
8- 0	0- 0	0- 0	AWAY	1- 0	0- 0	7- 0				
2- 1	0- 0	0- 0	NEUTRAL	0- 1	1- 0	1- 0				
11- 1	0- 0	0- 0	NON-CONFERENCE	1- 1	2- 0	8- 0				
5- 0	0- 0	0- 0	HOME	0- 0	1- 0	4- 0				
4- 0	0- 0	0- 0	AWAY	1- 0	0- 0	3- 0				
2- 1	0- 0	0- 0	NEUTRAL	0- 1	1- 0	1- 0				
6- 2	0- 0	0- 0	CONFERENCE	0- 1	0- 1	6- 0				
2- 2	0- 0	0- 0	HOME	0- 1	0- 1	2- 0				
4- 0	0- 0	0- 0	AWAY	0- 0	0- 0	4- 0				
0- 0	0- 0	0- 0	NEUTRAL	0- 0	0- 0	0- 0				

U

U

A

A

B

B

RPI 1-25				RPI 26-50				RPI 51-100				RPI 101+				Team's RPI: 145	
RPI	S	Opponent	Score	RPI	S	Opponent	Score	RPI	S	Opponent	Score	RPI	S	Opponent	Score		
								52	N	Tennessee	69	73	127	H	Appalachian St.	80	61
								53	H	Rice	43	55	136	N	Oklahoma	89	84
								88	A	FGCU	62	60	143	H	Louisiana Tech	68	73
													175	H	Southern Miss.	71	60
													183	H	North Texas	70	60
													217	H	Memphis	85	54
													239	A	Alabama St.	62	47
													243	A	Samford	66	41
													263	A	UTSA	59	42
													269	A	UTEP	74	48
													281	A	Fla. Atlantic	89	64
													295	H	Alabama A&M	82	47
													313	N	Coppin St.	86	61
													320	A	FIU	83	59
													323	H	McNeese	91	48
													346	A	Chicago St.	90	45
													350	H	Alcorn	80	53

LAST 12 Division I GAMES:																	
				183	H	North Texas	70	60	52	N	Tennessee	69	73				
				263	A	UTSA	59	42	53	H	Rice	43	55				
				269	A	UTEP	74	48	281	A	Fla. Atlantic	89	64				
				175	H	Southern Miss.	71	60	88	A	FGCU	62	60				
				143	H	Louisiana Tech	68	73	313	N	Coppin St.	86	61				
				320	A	FIU	83	59	239	A	Alabama St.	62	47				

Non-Div I Games: Ala.-Huntsville 83 58

UAB

UC Davis

UC Davis

UC Davis										Through Games Of Jan. 28, 2019																			
Average RPI Win:		200		WON-LOST RECORD		WINNING PCT. RANK		LAST 10 GAMES		STRENGTH OF SCHEDULE		OPP. STRENGTH OF SCHEDULE		TEAM RPI		ADJ. RPI		CONF. RPI		ADJ CONF. RPI									
Average RPI Loss:		120																											
DIV. I ONLY		12- 6		82		9-1		145		156		74		74		22		22											
DIV. I NON-CONF.		7- 5		132		0- 1		205		54		112		112		21		21											
TOTALS		RPI 1-25		RPI 26-50		W-L RECORDS		RPI 51-100		RPI 101-150		RPI 150+																	
12- 6		0- 1		1- 0		OVERALL		0- 1		1- 3		10- 1																	
5- 1		0- 0		1- 0		HOME		0- 1		0- 0		4- 0																	
6- 5		0- 1		0- 0		AWAY		0- 0		1- 3		5- 1																	
1- 0		0- 0		0- 0		NEUTRAL		0- 0		0- 0		1- 0																	
7- 5		0- 1		1- 0		NON-CONFERENCE		0- 1		1- 3		5- 0																	
3- 1		0- 0		1- 0		HOME		0- 1		0- 0		2- 0																	
3- 4		0- 1		0- 0		AWAY		0- 0		1- 3		2- 0																	
1- 0		0- 0		0- 0		NEUTRAL		0- 0		0- 0		1- 0																	
5- 1		0- 0		0- 0		CONFERENCE		0- 0		0- 0		5- 1																	
2- 0		0- 0		0- 0		HOME		0- 0		0- 0		2- 0																	
3- 1		0- 0		0- 0		AWAY		0- 0		0- 0		3- 1																	
0- 0		0- 0		0- 0		NEUTRAL		0- 0		0- 0		0- 0																	
RPI 1-25				RPI 26-50				RPI 51-100				Team's RPI: 74				RPI 101+													
RPI	S	Opponent	Score	RPI	S	Opponent	Score	RPI	S	Opponent	Score	RPI	S	Opponent	Score														
3	A	Stanford	43 71	48	H	Saint Mary's (CA)	76 74	73	H	Pacific	80 83	105	A	Washington St.	75 62														
																116	A	Loyola Marymount	53 60										
																140	A	Portland St.	50 65										
																141	A	Montana	56 62										
																156	H	UC Irvine	80 57										
																157	A	CSUN	60 49										
																184	A	UC Riverside	67 59										
																214	A	Cal St. Fullerton	75 39										
																214	H	Cal St. Fullerton	75 51										
																228	A	Sacramento St.	109 60										
																246	A	Hawaii	60 65										
																248	H	Southern Utah	68 45										
																251	A	San Francisco	70 68										
																255	N	Nevada	84 68										
																339	H	Seattle U	76 59										
																LAST 12 Division I GAMES:													
																157	A	CSUN	60 49	141	A	Montana	56 62						
																156	H	UC Irvine	80 57	214	A	Cal St. Fullerton	75 39						
																214	H	Cal St. Fullerton	75 51	251	A	San Francisco	70 68						
																246	A	Hawaii	60 65	339	H	Seattle U	76 59						
																184	A	UC Riverside	67 59	228	A	Sacramento St.	109 60						
																48	H	Saint Mary's (CA)	76 74	255	N	Nevada	84 68						

Non-Div I Games: Domini can (CA) 92 42

UC Davis

UC Irvine				Through Games Of Jan. 28, 2019							
Average RPI	Win:	251	WON-LOST	WINNING	LAST 10	STRENGTH OF	OPP. STRENGTH	TEAM	ADJ.	CONF.	ADJ CONF.
Average RPI	Loss:	121	RECORD	PCT. RANK	GAMES	SCHEDULE	OF SCHEDULE	RPI	RPI	RPI	RPI
DIV. I ONLY			12- 4	47	6-4	327	208	156	156	22	22
DIV. I NON-CONF.			9- 2	43	0- 0	323	220	148	148	21	21

TOTALS		RPI 1-25	RPI 26-50		W-L RECORDS		RPI 51-100	RPI 101-150		RPI 150+	
12- 4		0- 1	0- 0		OVERALL		0- 1	2- 0		10- 2	
6- 1		0- 0	0- 0		HOME		0- 0	0- 0		6- 1	
4- 3		0- 1	0- 0		AWAY		0- 1	2- 0		2- 1	
2- 0		0- 0	0- 0		NEUTRAL		0- 0	0- 0		2- 0	
9- 2		0- 1	0- 0		NON-CONFERENCE		0- 0	2- 0		7- 1	
4- 1		0- 0	0- 0		HOME		0- 0	0- 0		4- 1	
3- 1		0- 1	0- 0		AWAY		0- 0	2- 0		1- 0	
2- 0		0- 0	0- 0		NEUTRAL		0- 0	0- 0		2- 0	
3- 2		0- 0	0- 0		CONFERENCE		0- 1	0- 0		3- 1	
2- 0		0- 0	0- 0		HOME		0- 0	0- 0		2- 0	
1- 2		0- 0	0- 0		AWAY		0- 1	0- 0		1- 1	
0- 0		0- 0	0- 0		NEUTRAL		0- 0	0- 0		0- 0	

RPI 1-25				RPI 26-50				RPI 51-100				RPI 101+ Team's RPI: 156			
RPI	S	Opponent	Score	RPI	S	Opponent	Score	RPI	S	Opponent	Score	RPI	S	Opponent	Score
5	A	Oregon	69 115					74	A	UC Davis	57 80	140	A	Portland St.	73 68
												149	A	Portland	84 69
												157	H	CSUN	65 61
												166	N	Indiana St.	77 61
												184	A	UC Riverside	72 88
												210	H	UNLV	57 55
												220	H	San Diego St.	70 78
												248	H	Southern Utah	75 58
												284	H	CSU Bakersfield	85 78
												318	A	Cal Poly	75 59
												318	H	Cal Poly	73 57
												328	A	San Jose St.	74 66
												339	H	Seattle U	65 60
												351	N	LIU Brooklyn	84 71

LAST 12 Division I GAMES:															
184	A	UC Riverside	72 88	318	H	Cal Poly	73 57								
157	H	CSUN	65 61	74	A	UC Davis	57 80								
318	A	Cal Poly	75 59	149	A	Portland	84 69								
339	H	Seattle U	65 60	220	H	San Diego St.	70 78								
5	A	Oregon	69 115	328	A	San Jose St.	74 66								
140	A	Portland St.	73 68	284	H	CSU Bakersfield	85 78								

Non-Div I Games: LIFE Pacific 105 31

Average RPI Win:	230	WON-LOST	WINNING	LAST 10	STRENGTH OF	OPP. STRENGTH	TEAM	ADJ.	CONF.	ADJ CONF.
Average RPI Loss:	129	RECORD	PCT. RANK	GAMES	SCHEDULE	OF SCHEDULE	RPI	RPI	RPI	RPI
DIV. I ONLY	8- 11	218	6-4	157	159	184	184	22	22	
DIV. I NON-CONF.	6- 8	199	1- 0	144	128	166	166	21	21	

TOTALS	RPI 1-25	RPI 26-50	W-L RECORDS	RPI 51-100	RPI 101-150	RPI 150+				
8- 11	0- 3	0- 1	OVERALL	0- 2	0- 0	8- 5				
4- 2	0- 0	0- 0	HOME	0- 1	0- 0	4- 1				
3- 6	0- 1	0- 1	AWAY	0- 1	0- 0	3- 3				
1- 3	0- 2	0- 0	NEUTRAL	0- 0	0- 0	1- 1				
6- 8	0- 3	0- 1	NON-CONFERENCE	0- 1	0- 0	6- 3				
3- 0	0- 0	0- 0	HOME	0- 0	0- 0	3- 0				
2- 5	0- 1	0- 1	AWAY	0- 1	0- 0	2- 2				
1- 3	0- 2	0- 0	NEUTRAL	0- 0	0- 0	1- 1				
2- 3	0- 0	0- 0	CONFERENCE	0- 1	0- 0	2- 2				
1- 2	0- 0	0- 0	HOME	0- 1	0- 0	1- 1				
1- 1	0- 0	0- 0	AWAY	0- 0	0- 0	1- 1				
0- 0	0- 0	0- 0	NEUTRAL	0- 0	0- 0	0- 0				

RPI 1-25				RPI 26-50				RPI 51-100				RPI 101+ Team's RPI: 184			
RPI	S	Opponent	Score	RPI	S	Opponent	Score	RPI	S	Opponent	Score	RPI	S	Opponent	Score
5	N	Oregon	44 94	49	A	Southern California	55 73	74	H	UC Davis	59 67	156	H	UC Irvine	88 72
19	N	Texas A&M	63 70					82	A	Oklahoma St.	51 76	157	A	CSUN	56 69
25	A	BYU	70 72									171	H	New Mexico St.	65 64
												189	N	Eastern Wash.	57 45
												193	N	Milwaukee	54 56
												205	H	Coastal Caro.	62 43
												248	H	Southern Utah	56 50
												259	A	Utah Valley	53 56
												276	A	Long Beach St.	73 59
												276	H	Long Beach St.	45 63
												284	A	CSU Bakersfield	79 67
												285	A	California Baptist	57 65
												308	A	Weber St.	71 39

LAST 12 Division I GAMES:															
157	A	CSUN	56 69	248	H	Southern Utah	56 50								
156	H	UC Irvine	88 72	276	A	Long Beach St.	73 59								
276	H	Long Beach St.	45 63	259	A	Utah Valley	53 56								
74	H	UC Davis	59 67	308	A	Weber St.	71 39								
284	A	CSU Bakersfield	79 67	189	N	Eastern Wash.	57 45								
171	H	New Mexico St.	65 64	19	N	Texas A&M	63 70								

Non-Div I Games:

UC Riverside

Average RPI Win:	272	WON-LOST	WINNING	LAST 10	STRENGTH OF	OPP. STRENGTH	TEAM	ADJ.	CONF.	ADJ CONF.
Average RPI Loss:	176	RECORD	PCT. RANK	GAMES	SCHEDULE	OF SCHEDULE	RPI	RPI	RPI	RPI
DIV. I ONLY	4- 14	305	2-8	265	223	319	319	22	22	
DIV. I NON-CONF.	3- 10	278	1- 0	219	209	290	290	21	21	

TOTALS	RPI 1-25	RPI 26-50	W-L RECORDS	RPI 51-100	RPI 101-150	RPI 150+				
4- 14	0- 0	0- 3	OVERALL	0- 1	0- 1	4- 9				
2- 7	0- 0	0- 1	HOME	0- 0	0- 1	2- 5				
1- 7	0- 0	0- 2	AWAY	0- 1	0- 0	1- 4				
1- 0	0- 0	0- 0	NEUTRAL	0- 0	0- 0	1- 0				
3- 10	0- 0	0- 3	NON-CONFERENCE	0- 1	0- 1	3- 5				
1- 5	0- 0	0- 1	HOME	0- 0	0- 1	1- 3				
1- 5	0- 0	0- 2	AWAY	0- 1	0- 0	1- 2				
1- 0	0- 0	0- 0	NEUTRAL	0- 0	0- 0	1- 0				
1- 4	0- 0	0- 0	CONFERENCE	0- 0	0- 0	1- 4				
1- 2	0- 0	0- 0	HOME	0- 0	0- 0	1- 2				
0- 2	0- 0	0- 0	AWAY	0- 0	0- 0	0- 2				
0- 0	0- 0	0- 0	NEUTRAL	0- 0	0- 0	0- 0				

RPI 1-25				RPI 26-50				RPI 51-100				RPI 101+ Team's RPI: 319			
RPI	S	Opponent	Score	RPI	S	Opponent	Score	RPI	S	Opponent	Score	RPI	S	Opponent	Score
				28	A	Cal i forni a	45 69	73	A	Paci fi c	53 69	116	H	Loyol a Marymount	57 70
				48	H	Saint Mary's (CA)	55 80					157	A	CSUN	65 73
				49	A	Southern Cal i forni a	39 82					171	H	New Mexico St.	73 81
												210	A	UNLV	51 69
												214	H	Cal St. Fullerton	52 59
												220	A	San Diego St.	63 58
												246	H	Hawai i	35 47
												254	N	Dartmouth	62 56
												259	A	Utah Valley	54 63
												276	H	Long Beach St.	60 54
												284	H	CSU Bakersfi eld	48 56
												285	H	Cal i forni a Baptist	64 76
												318	A	Cal Poly	67 75
												338	H	Grand Canyon	66 55
LAST 12 Di vi si on I GAMES:															
				214	H	Cal St. Fullerton	52 59	254	N	Dartmouth	62 56				
				276	H	Long Beach St.	60 54	246	H	Hawai i	35 47				
				318	A	Cal Poly	67 75	285	H	Cal i forni a Baptist	64 76				
				157	A	CSUN	65 73	28	A	Cal i forni a	45 69				
				171	H	New Mexico St.	73 81	73	A	Paci fi c	53 69				
				220	A	San Diego St.	63 58	338	H	Grand Canyon	66 55				

Non-Div I Games:

UC Santa Barbara

Average RPI Win: 161		WON-LOST	WINNING	LAST 10	STRENGTH OF		OPP. STRENGTH	TEAM	ADJ.	CONF.	ADJ CONF.
Average RPI Loss: 13		RECORD	PCT. RANK	GAMES	SCHEDULE		OF SCHEDULE	RPI	RPI	RPI	RPI
DIV. I ONLY		17- 3	15	8-2	61		67	17	17	9	9
DIV. I NON-CONF.		11- 2	32	0- 0	84		32	15	15	9	9

TOTALS		RPI 1-25		RPI 26-50	W-L RECORDS		RPI 51-100	RPI 101-150		RPI 150+	
17- 3	0- 3			1- 0	OVERALL		3- 0	4- 0		9- 0	
7- 0	0- 0			1- 0	HOME		2- 0	2- 0		2- 0	
9- 2	0- 2			0- 0	AWAY		1- 0	2- 0		6- 0	
1- 1	0- 1			0- 0	NEUTRAL		0- 0	0- 0		1- 0	
11- 2	0- 2			1- 0	NON-CONFERENCE		2- 0	2- 0		6- 0	
4- 0	0- 0			1- 0	HOME		1- 0	1- 0		1- 0	
6- 1	0- 1			0- 0	AWAY		1- 0	1- 0		4- 0	
1- 1	0- 1			0- 0	NEUTRAL		0- 0	0- 0		1- 0	
6- 1	0- 1			0- 0	CONFERENCE		1- 0	2- 0		3- 0	
3- 0	0- 0			0- 0	HOME		1- 0	1- 0		1- 0	
3- 1	0- 1			0- 0	AWAY		0- 0	1- 0		2- 0	
0- 0	0- 0			0- 0	NEUTRAL		0- 0	0- 0		0- 0	

RPI	S	Opponent	Score	RPI	S	Opponent	Score	RPI	S	Opponent	Score	RPI	S	Opponent	Score
7	A	UConn	57 93	46	H	Villanova	71 56	67	A	Quinnipiac	47 45	108	A	Pittsburgh	61 58
8	N	Syracuse	52 57					73	H	Pacific	64 57	124	H	Chattanooga	75 37
24	A	Central Mich.	68 75					96	H	Cincinnati	56 55	138	H	Tulsa	60 44
												150	A	South Fla.	62 49
												161	A	Duquesne	71 63
												169	A	Mercer	76 42
												185	A	Delaware	71 60
												196	H	SMU	55 43
												217	A	Memphis	68 55
												231	A	East Carolina	61 58
												234	N	Liberty	53 45
												262	A	Stetson	78 55
												272	H	Richmond	70 48

LAST 12 Division I GAMES:															
196	H	SMU	55 43	7	A	UConn	57 93	231	A	East Carolina	61 58	8	N	Syracuse	52 57
138	H	Tulsa	60 44	231	A	East Carolina	61 58	8	N	Syracuse	52 57	234	N	Liberty	53 45
96	H	Cincinnati	56 55	8	N	Syracuse	52 57	73	H	Pacific	64 57	73	H	Pacific	64 57
150	A	South Fla.	62 49	234	N	Liberty	53 45	161	A	Duquesne	71 63				
217	A	Memphis	68 55												
67	A	Quinnipiac	47 45												

Non-Div I Games:

UCF

Average RPI	Win:	117	WON-LOST	WINNING	LAST 10	STRENGTH OF	OPP. STRENGTH	TEAM	ADJ.	CONF.	ADJ CONF.
Average RPI	Loss:	50	RECORD	PCT. RANK	GAMES	SCHEDULE	OF SCHEDULE	RPI	RPI	RPI	RPI
DIV. I ONLY		11- 9		140	6-4	7	38	42	42	2	2
DIV. I NON-CONF.		7- 5		132	0- 0	42	102	91	91	2	2

TOTALS	RPI 1-25		RPI 26-50		W-L RECORDS	RPI 51-100		RPI 101-150		RPI 150+	
11- 9	1- 3		2- 4		OVERALL	4- 0		2- 2		2- 0	
6- 4	0- 1		0- 3		HOME	3- 0		2- 0		1- 0	
5- 2	1- 1		2- 0		AWAY	1- 0		0- 1		1- 0	
0- 3	0- 1		0- 1		NEUTRAL	0- 0		0- 1		0- 0	
7- 5	0- 1		0- 2		NON-CONFERENCE	3- 0		2- 2		2- 0	
6- 1	0- 0		0- 1		HOME	3- 0		2- 0		1- 0	
1- 1	0- 0		0- 0		AWAY	0- 0		0- 1		1- 0	
0- 3	0- 1		0- 1		NEUTRAL	0- 0		0- 1		0- 0	
4- 4	1- 2		2- 2		CONFERENCE	1- 0		0- 0		0- 0	
0- 3	0- 1		0- 2		HOME	0- 0		0- 0		0- 0	
4- 1	1- 1		2- 0		AWAY	1- 0		0- 0		0- 0	
0- 0	0- 0		0- 0		NEUTRAL	0- 0		0- 0		0- 0	

RPI 1-25				RPI 26-50				RPI 51-100				RPI 101+			
RPI	S	Opponent	Score	RPI	S	Opponent	Score	RPI	S	Opponent	Score	RPI	S	Opponent	Score
3	A	Stanford	80 86	28	A	Cal i forn i a	84 79	53	H	Rice	59 50	116	A	Loyol a Marymount	63 69
5	H	Oregon	52 72	33	N	North Carol i na	49 83	65	A	Ari zona	98 93	125	H	Fresno St.	89 80
15	A	Ari zona St.	61 59	34	H	Ind i ana	65 67	82	H	Okl ahoma St.	71 59	130	H	Georgi a	80 69
22	N	Kentucky	74 75	41	H	Oregon St.	73 83	87	H	Seton Hall	78 62	150	N	South Fla.	56 60
				49	A	Southern Cal i forn i a	72 65					318	H	Cal Poly	81 35
				49	H	Southern Cal i forn i a	67 72					335	A	UIC	78 47

LAST 12 Division I GAMES:															
49	H	Southern Cal i forn i a	67 72	65	A	Ari zona	98 93	15	A	Ari zona St.	61 59	318	H	Cal Poly	81 35
5	H	Oregon	52 72	28	A	Cal i forn i a	84 79	335	A	UIC	78 47	82	H	Okl ahoma St.	71 59
41	H	Oregon St.	73 83	49	A	Southern Cal i forn i a	72 65	125	H	Fresno St.	89 80				
3	A	Stanford	80 86												

Non-Div I Games:

UCLA

Average RPI	Win:	110	WON-LOST	WINNING	LAST 10	STRENGTH OF	OPP. STRENGTH	TEAM	ADJ.	CONF.	ADJ CONF.
Average RPI	Loss:	2	RECORD	PCT. RANK	GAMES	SCHEDULE	OF SCHEDULE	RPI	RPI	RPI	RPI
DIV. I ONLY		18- 1		4	9-1	41	5	7	7	9	9
DIV. I NON-CONF.		11- 1		13	0- 0	40	2	7	7	9	9

TOTALS	RPI 1-25		RPI 26-50		W-L RECORDS	RPI 51-100		RPI 101-150		RPI 150+	
18- 1	2- 1		3- 0		OVERALL	4- 0		4- 0		5- 0	
7- 0	1- 0		1- 0		HOME	3- 0		1- 0		1- 0	
7- 1	1- 1		1- 0		AWAY	1- 0		2- 0		2- 0	
4- 0	0- 0		1- 0		NEUTRAL	0- 0		1- 0		2- 0	
11- 1	1- 1		3- 0		NON-CONFERENCE	2- 0		2- 0		3- 0	
3- 0	0- 0		1- 0		HOME	2- 0		0- 0		0- 0	
4- 1	1- 1		1- 0		AWAY	0- 0		1- 0		1- 0	
4- 0	0- 0		1- 0		NEUTRAL	0- 0		1- 0		2- 0	
7- 0	1- 0		0- 0		CONFERENCE	2- 0		2- 0		2- 0	
4- 0	1- 0		0- 0		HOME	1- 0		1- 0		1- 0	
3- 0	0- 0		0- 0		AWAY	1- 0		1- 0		1- 0	
0- 0	0- 0		0- 0		NEUTRAL	0- 0		0- 0		0- 0	

RPI	S	Opponent	Score	RPI	S	Opponent	Score	RPI	S	Opponent	Score	RPI	S	Opponent	Score
1	A	Notre Dame	89 71	27	N	Purdue	86 40	87	H	Seton Hall I	99 61	117	A	Tulane	75 33
2	A	Baylor	57 68	28	A	Cal i forni a	76 66	93	H	Oh i o St.	85 53	122	N	St. John' s (NY)	65 55
17	H	UCF	93 57	38	H	DePaul	99 63	96	H	Ci nci nnati	82 38	136	A	Okl ahoma	72 63
								97	A	Houston	81 61	150	H	South Fla.	63 46
												167	N	Vanderbil t	80 42
												196	H	SMU	79 39
												197	N	Ole Mi ss	90 50
												200	A	Sai nt Loui s	98 42
												218	A	Temple	88 67

LAST 12 Di vi si on I GAMES:															
218	A	Temple	88 67	17	H	UCF	93 57	196	H	SMU	79 39				
117	A	Tulane	75 33	28	A	Cal i forni a	76 66								
150	H	South Fla.	63 46	136	A	Okl ahoma	72 63								
96	H	Ci nci nnati	82 38	87	H	Seton Hall I	99 61								
97	A	Houston	81 61	200	A	Sai nt Loui s	98 42								
2	A	Baylor	57 68												

Non-Di v I Games:

UConn

Average RPI Win:	313	WON-LOST	WINNING	LAST 10	STRENGTH OF	OPP. STRENGTH	TEAM	ADJ.	CONF.	ADJ CONF.
Average RPI Loss:	168	RECORD	PCT. RANK	GAMES	SCHEDULE	OF SCHEDULE	RPI	RPI	RPI	RPI
DIV. I ONLY	3- 17	328	1-9	285	193	335	335	20	20	
DIV. I NON-CONF.	2- 9	297	0- 0	267	194	314	314	19	19	
<hr/>										
TOTALS	RPI 1-25	RPI 26-50	W-L RECORDS	RPI 51-100	RPI 101-150	RPI 150+				
3- 17	0- 1	0- 1	OVERALL	0- 4	0- 2	3- 9				
2- 6	0- 0	0- 1	HOME	0- 2	0- 0	2- 3				
1- 9	0- 1	0- 0	AWAY	0- 2	0- 2	1- 4				
0- 2	0- 0	0- 0	NEUTRAL	0- 0	0- 0	0- 2				
2- 9	0- 1	0- 1	NON-CONFERENCE	0- 2	0- 0	2- 5				
1- 3	0- 0	0- 1	HOME	0- 1	0- 0	1- 1				
1- 4	0- 1	0- 0	AWAY	0- 1	0- 0	1- 2				
0- 2	0- 0	0- 0	NEUTRAL	0- 0	0- 0	0- 2				
1- 8	0- 0	0- 0	CONFERENCE	0- 2	0- 2	1- 4				
1- 3	0- 0	0- 0	HOME	0- 1	0- 0	1- 2				
0- 5	0- 0	0- 0	AWAY	0- 1	0- 2	0- 2				
0- 0	0- 0	0- 0	NEUTRAL	0- 0	0- 0	0- 0				

RPI 1-25				RPI 26-50				RPI 51-100				RPI 101+				Team's RPI: 335
RPI	S	Opponent	Score	RPI	S	Opponent	Score	RPI	S	Opponent	Score	RPI	S	Opponent	Score	
12	A	Marquette	32 96	42	H	UCLA	47 78	64	A	Northwestern	44 87	114	A	Youngstown St.	29 81	
								75	A	Green Bay	32 62	119	A	IUPUI	43 71	
								84	H	Miami (OH)	56 65	166	A	Indiana St.	53 60	
								90	H	Wright St.	46 79	179	A	Eastern Mich.	38 52	
												193	A	Milwaukee	53 72	
												221	H	Loyola Chicago	60 75	
												266	A	Cleveland St.	53 71	
												288	H	Northern Ky.	49 67	
												301	H	Valparaiso	75 65	
												302	H	Oakland	69 65	
												306	N	Jackson St.	57 72	
												309	N	Fairfield	60 68	
												332	H	Detroit Mercy	36 42	
												337	A	Evansville	62 54	
<hr/>																
LAST 12 Division I GAMES:																
119	A	IUPUI	43 71	193	A	Milwaukee	53 72									
332	H	Detroit Mercy	36 42	75	A	Green Bay	32 62									
302	H	Oakland	69 65	288	H	Northern Ky.	49 67									
266	A	Cleveland St.	53 71	306	N	Jackson St.	57 72									
114	A	Youngstown St.	29 81	309	N	Fairfield	60 68									
90	H	Wright St.	46 79	42	H	UCLA	47 78									

Non-Div I Games:

UIC

UMBC				Through Games Of Jan. 28, 2019																																										
Average RPI Win:		301		WON-LOST RECORD		WINNING PCT. RANK		LAST 10 GAMES		STRENGTH OF SCHEDULE		OPP. STRENGTH OF SCHEDULE		TEAM RPI		ADJ. RPI		CONF. RPI		ADJ CONF. RPI																										
Average RPI Loss:		176		5- 12		275		2-8		320		201		314		314		23		23																										
DIV. I ONLY				4- 6		212		0- 0		300		198		268		268		24		24																										
DIV. I NON-CONF.																																														
TOTALS		RPI 1-25		RPI 26-50		W-L RECORDS		RPI 51-100		RPI 101-150		RPI 150+																																		
5- 12		0- 1		0- 0		OVERALL		0- 2		0- 2		5- 7																																		
1- 7		0- 0		0- 0		HOME		0- 1		0- 1		1- 5																																		
2- 5		0- 1		0- 0		AWAY		0- 1		0- 1		2- 2																																		
2- 0		0- 0		0- 0		NEUTRAL		0- 0		0- 0		2- 0																																		
4- 6		0- 1		0- 0		NON-CONFERENCE		0- 0		0- 2		4- 3																																		
0- 4		0- 0		0- 0		HOME		0- 0		0- 1		0- 3																																		
2- 2		0- 1		0- 0		AWAY		0- 0		0- 1		2- 0																																		
2- 0		0- 0		0- 0		NEUTRAL		0- 0		0- 0		2- 0																																		
1- 6		0- 0		0- 0		CONFERENCE		0- 2		0- 0		1- 4																																		
1- 3		0- 0		0- 0		HOME		0- 1		0- 0		1- 2																																		
0- 3		0- 0		0- 0		AWAY		0- 1		0- 0		0- 2																																		
0- 0		0- 0		0- 0		NEUTRAL		0- 0		0- 0		0- 0																																		
RPI 1-25		RPI 26-50		RPI 51-100		RPI 101+		Team's RPI: 314																																						
RPI	S	Opponent	Score	RPI	S	Opponent	Score	RPI	S	Opponent	Score	RPI	S	Opponent	Score																															
18	A	Maryland	61 92					63	A	Maine	44 84	109	A	American	42 64																															
								91	H	Hartford	52 66	118	H	Towson	62 71																															
												181	H	UMES	67 73																															
												226	H	Hofstra	42 45																															
												230	H	Mt. St. Mary's	52 65																															
												244	A	Binghamton	45 67																															
												256	A	Albany (NY)	44 64																															
												263	N	UTSA	72 58																															
												274	H	Vermont	44 58																															
												282	N	Kennesaw St.	57 53																															
												297	H	UMass Lowell	55 67																															
												313	A	Coppin St.	57 52																															
												321	A	Morgan St.	73 68																															
												325	H	New Hampshire	64 62																															
LAST 12 Division I GAMES:																																														
256	A	Albany (NY)	44 64	325	H	New Hampshire	64 62																																							
244	A	Binghamton	45 67	274	H	Vermont	44 58																																							
297	H	UMass Lowell	55 67	321	A	Morgan St.	73 68																																							
91	H	Hartford	52 66	226	H	Hofstra	42 45																																							
63	A	Maine	44 84	230	H	Mt. St. Mary's	52 65																																							
181	H	UMES	67 73	18	A	Maryland	61 92																																							
Non-Div I Games:																																														
Notre Dame (MD)																	81 43					Eastern					81 42					Gettysburg					65 51					UMBC				
Loss, Non-Conf, S Site, H Home A Away N Neutral																																														
Page 307																																														

UMES				Through Games Of Jan. 28, 2019							
Average RPI Win:		287	WON-LOST RECORD	WINNING PCT. RANK	LAST 10 GAMES	STRENGTH OF SCHEDULE	OPP. STRENGTH OF SCHEDULE	TEAM RPI	ADJ. RPI	CONF. RPI	ADJ CONF. RPI
Average RPI Loss:		158									
DIV. I ONLY		9- 10	183	8-2	239	314	181	181	32	32	
DIV. I NON-CONF.		2- 9	297	0- 0	187	135	246	246	32	32	

TOTALS		RPI 1-25	RPI 26-50		W-L RECORDS		RPI 51-100	RPI 101-150	RPI 150+		
9- 10		0- 1	0- 2		OVERALL		0- 1	0- 1	9- 5		
2- 2		0- 0	0- 1		HOME		0- 0	0- 0	2- 1		
7- 8		0- 1	0- 1		AWAY		0- 1	0- 1	7- 4		
0- 0		0- 0	0- 0		NEUTRAL		0- 0	0- 0	0- 0		
2- 9		0- 1	0- 2		NON-CONFERENCE		0- 1	0- 1	2- 4		
0- 1		0- 0	0- 1		HOME		0- 0	0- 0	0- 0		
2- 8		0- 1	0- 1		AWAY		0- 1	0- 1	2- 4		
0- 0		0- 0	0- 0		NEUTRAL		0- 0	0- 0	0- 0		
7- 1		0- 0	0- 0		CONFERENCE		0- 0	0- 0	7- 1		
2- 1		0- 0	0- 0		HOME		0- 0	0- 0	2- 1		
5- 0		0- 0	0- 0		AWAY		0- 0	0- 0	5- 0		
0- 0		0- 0	0- 0		NEUTRAL		0- 0	0- 0	0- 0		

RPI 1-25				RPI 26-50				RPI 51-100				RPI 101+ Team's RPI: 181			
RPI	S	Opponent	Score	RPI	S	Opponent	Score	RPI	S	Opponent	Score	RPI	S	Opponent	Score
8	A	Syracuse	51 96	26	A	Miami (FL)	53 71	100	A	Georgetown	55 74	104	A	Wake Forest	67 78
				30	H	Buffalo	63 69					192	A	George Mason	49 70
												230	A	Mt. St. Mary's	86 73
												231	A	East Carolina	69 84
												242	A	Howard	80 73
												242	H	Howard	80 72
												264	H	N. C. A&T	49 51
												265	A	Bethune-Cookman	64 52
												271	A	Norfolk St.	59 43
												272	A	Richmond	55 57
												314	A	UMBC	73 67
												321	A	Morgan St.	73 68
												345	H	N.C. Central	59 49
												348	A	Longwood	71 83
												349	A	Florida A&M	68 36

LAST 12 Division I GAMES:															
265	A	Bethune-Cookman	64 52	242	A	Howard	80 73								
349	A	Florida A&M	68 36	271	A	Norfolk St.	59 43								
264	H	N. C. A&T	49 51	314	A	UMBC	73 67								
345	H	N.C. Central	59 49	192	A	George Mason	49 70								
242	H	Howard	80 72	230	A	Mt. St. Mary's	86 73								
321	A	Morgan St.	73 68	26	A	Miami (FL)	53 71								

Non-Div I Games: Regent 72 16 Cheyney 88 39

UMES

■ Loss,
 ■ Non-Conf,
 ■ S Site,
 ■ Home
 ■ A Away
 N Neutral

UMKC		Average RPI Win: 272	WON-LOST RECORD	WINNING PCT. RANK	LAST 10 GAMES	STRENGTH OF SCHEDULE	OPP. STRENGTH OF SCHEDULE	TEAM RPI	ADJ. RPI	CONF. RPI	ADJ CONF. RPI
Average RPI Loss: 145											
DIV. I ONLY		9- 8		146	8-2	284	274	195	195	30	30
DIV. I NON-CONF.		4- 7		228	0- 0	133	205	197	197	30	30

TOTALS	RPI 1-25		RPI 26-50		W-L RECORDS	RPI 51-100		RPI 101-150		RPI 150+	
9- 8	0- 0		0- 2		OVERALL	0- 1		1- 0		8- 5	
3- 3	0- 0		0- 0		HOME	0- 0		1- 0		2- 3	
6- 5	0- 0		0- 2		AWAY	0- 1		0- 0		6- 2	
0- 0	0- 0		0- 0		NEUTRAL	0- 0		0- 0		0- 0	
4- 7	0- 0		0- 2		NON-CONFERENCE	0- 1		1- 0		3- 4	
2- 2	0- 0		0- 0		HOME	0- 0		1- 0		1- 2	
2- 5	0- 0		0- 2		AWAY	0- 1		0- 0		2- 2	
0- 0	0- 0		0- 0		NEUTRAL	0- 0		0- 0		0- 0	
5- 1	0- 0		0- 0		CONFERENCE	0- 0		0- 0		5- 1	
1- 1	0- 0		0- 0		HOME	0- 0		0- 0		1- 1	
4- 0	0- 0		0- 0		AWAY	0- 0		0- 0		4- 0	
0- 0	0- 0		0- 0		NEUTRAL	0- 0		0- 0		0- 0	

RPI 1-25				RPI 26-50				RPI 51-100				RPI 101+ Team's RPI: 195			
RPI	S	Opponent	Score	RPI	S	Opponent	Score	RPI	S	Opponent	Score	RPI	S	Opponent	Score
				36	A	Missouri	59 66	76	A	Kansas	55 67	143	H	Louisiana Tech	80 70
				43	A	Kansas St.	50 61					165	A	Denver	75 92
												174	A	Oral Roberts	64 75
												191	H	Illinois St.	55 62
												192	H	George Mason	84 91
												207	H	SIUE	80 75
												221	A	Loyola Chicago	88 74
												259	A	Utah Valley	68 64
												284	H	CSU Bakersfield	57 67
												285	A	California Baptist	78 74
												307	A	North Dakota St.	69 59
												338	H	Grand Canyon	73 45
												339	A	Seattle U	86 62
												346	A	Chicago St.	111 58
LAST 12 Division I GAMES:															
				338	H	Grand Canyon	73 45	339	A	Seattle U	86 62				
				284	H	CSU Bakersfield	57 67	259	A	Utah Valley	68 64				
				285	A	California Baptist	78 74	207	H	SIUE	80 75				
				346	A	Chicago St.	111 58	221	A	Loyola Chicago	88 74				
				191	H	Illinois St.	55 62	36	A	Missouri	59 66				
				143	H	Louisiana Tech	80 70	307	A	North Dakota St.	69 59				

Non-Div I Games: Peru St. 98 62 Mo.-St. Louis 92 63

UMKC

■ Loss,
 ■ Non-Conf, S Site,
 ■ Home
 ■ Away
 N Neutral

Average RPI Win:	289	WON-LOST	WINNING	LAST 10	STRENGTH OF	OPP. STRENGTH	TEAM	ADJ.	CONF.	ADJ CONF.
Average RPI Loss:	201	RECORD	PCT. RANK	GAMES	SCHEDULE	OF SCHEDULE	RPI	RPI	RPI	RPI
DIV. I ONLY	5- 14	287	3-7	283	322	297	297	23	23	
DIV. I NON-CONF.	3- 9	271	0- 0	261	337	293	293	24	24	

TOTALS	RPI 1-25	RPI 26-50	W-L RECORDS	RPI 51-100	RPI 101-150	RPI 150+				
5- 14	0- 0	0- 1	OVERALL	0- 3	0- 0	5- 10				
2- 6	0- 0	0- 0	HOME	0- 2	0- 0	2- 4				
3- 8	0- 0	0- 1	AWAY	0- 1	0- 0	3- 6				
0- 0	0- 0	0- 0	NEUTRAL	0- 0	0- 0	0- 0				
3- 9	0- 0	0- 1	NON-CONFERENCE	0- 2	0- 0	3- 6				
1- 3	0- 0	0- 0	HOME	0- 1	0- 0	1- 2				
2- 6	0- 0	0- 1	AWAY	0- 1	0- 0	2- 4				
0- 0	0- 0	0- 0	NEUTRAL	0- 0	0- 0	0- 0				
2- 5	0- 0	0- 0	CONFERENCE	0- 1	0- 0	2- 4				
1- 3	0- 0	0- 0	HOME	0- 1	0- 0	1- 2				
1- 2	0- 0	0- 0	AWAY	0- 0	0- 0	1- 2				
0- 0	0- 0	0- 0	NEUTRAL	0- 0	0- 0	0- 0				

RPI	S	Opponent	Score	RPI	S	Opponent	Score	RPI	S	Opponent	Score	RPI	S	Opponent	Score	Team's RPI: 297
45	A	Butler	36 89	85	H	Providence	47 71	163	A	Stony Brook	56 76	199	A	Massachusetts	62 59	
				87	A	Seton Hall	57 90	209	A	Holy Cross	54 63	219	A	Cornell	54 63	
				91	H	Hartford	44 66	232	H	Colgate	52 61	244	H	Binghamton	50 70	
								254	A	Dartmouth	54 70	256	A	Albany (NY)	56 63	
								274	H	Vermont	54 51	289	H	Bryant	57 58	
								305	H	Saint Peter's	59 57	314	A	UMBC	67 55	
								321	A	Morgan St.	49 61	325	H	New Hampshire	53 56	
								351	A	LIU Brooklyn	69 64					
LAST 12 Division I GAMES:																
256	A	Albany (NY)	56 63	244	H	Binghamton	50 70									
314	A	UMBC	67 55	91	H	Hartford	44 66									
325	H	New Hampshire	53 56	199	A	Massachusetts	62 59									
163	A	Stony Brook	56 76	254	A	Dartmouth	54 70									
274	H	Vermont	54 51	85	H	Providence	47 71									
321	A	Morgan St.	49 61	232	H	Colgate	52 61									

Non-Div I Games: Fisher 79 45

UMass Lowell I

Average RPI Win: 261
Average RPI Loss: 152

WON-LOST
RECORD

WINNING
PCT. RANK

LAST 10
GAMES

STRENGTH OF
SCHEDULE

OPP. STRENGTH
OF SCHEDULE

TEAM
RPI

ADJ.
RPI

CONF.
RPI

ADJ CONF.
RPI

DIV. I ONLY	8- 9	190	4-6	188	316	198	198	28	28
DIV. I NON-CONF.	4- 6	212	0- 0	132	287	204	204	29	29
<hr/>									
TOTALS	RPI 1-25	RPI 26-50	W-L RECORDS	RPI 51-100	RPI 101-150	RPI 150+			
8- 9	0- 0	0- 0	OVERALL	0- 2	2- 2	6- 5			
7- 1	0- 0	0- 0	HOME	0- 0	2- 0	5- 1			
1- 8	0- 0	0- 0	AWAY	0- 2	0- 2	1- 4			
0- 0	0- 0	0- 0	NEUTRAL	0- 0	0- 0	0- 0			
4- 6	0- 0	0- 0	NON-CONFERENCE	0- 2	1- 1	3- 3			
4- 0	0- 0	0- 0	HOME	0- 0	1- 0	3- 0			
0- 6	0- 0	0- 0	AWAY	0- 2	0- 1	0- 3			
0- 0	0- 0	0- 0	NEUTRAL	0- 0	0- 0	0- 0			
4- 3	0- 0	0- 0	CONFERENCE	0- 0	1- 1	3- 2			
3- 1	0- 0	0- 0	HOME	0- 0	1- 0	2- 1			
1- 2	0- 0	0- 0	AWAY	0- 0	0- 1	1- 1			
0- 0	0- 0	0- 0	NEUTRAL	0- 0	0- 0	0- 0			

RPI 1-25				RPI 26-50				RPI 51-100				RPI 101+ Team's RPI: 198			
RPI	S	Opponent	Score	RPI	S	Opponent	Score	RPI	S	Opponent	Score	RPI	S	Opponent	Score
								52	A	Tennessee	46 73	123	A	Tennessee Tech	53 60
								71	A	Middle Tenn.	46 67	126	A	Radford	46 60
												128	H	Davidson	69 56
												142	H	High Point	67 56
												164	A	Charlotte	53 70
												169	A	Mercer	47 61
												187	H	Hampton	58 61
												235	A	Gardner-Webb	59 69
												238	A	Furman	47 58
												257	H	ETSU	56 55
												258	H	Campbell	60 52
												277	H	Wofford	60 46
												333	H	Western Caro.	74 49
												341	A	USC Upstate	93 86
												348	H	Longwood	80 55
<hr/>															
								LAST 12 Division I GAMES:							
								341	A	USC Upstate	93 86	348	H	Longwood	80 55
								258	H	Campbell	60 52	142	H	High Point	67 56
								235	A	Gardner-Webb	59 69	71	A	Middle Tenn.	46 67
								187	H	Hampton	58 61	123	A	Tennessee Tech	53 60
								126	A	Radford	46 60	257	H	ETSU	56 55
								169	A	Mercer	47 61	238	A	Furman	47 58

Non-Div I Games: Warren Wilson 92 31

UNC Asheville

Average RPI Win: 247

Average RPI Loss: 193

WON-LOST
RECORDWINNING
PCT. RANKLAST 10
GAMESSTRENGTH OF
SCHEDULEOPP. STRENGTH
OF SCHEDULETEAM
RPIADJ.
RPICONF.
RPIADJ CONF.
RPIDIV. I ONLY
DIV. I NON-CONF.4- 12
2- 9294
2974-6
0- 0272
252259
204316
310316
31025
2525
25

TOTALS

RPI 1-25

RPI 26-50

W-L RECORDS

RPI 51-100

RPI 101-150

RPI 150+

4- 12

0- 0

0- 1

OVERALL

0- 1

0- 2

4- 8

3- 2

0- 0

0- 0

HOME

0- 0

0- 0

3- 2

0- 9

0- 0

0- 1

AWAY

0- 0

0- 2

0- 6

1- 1

0- 0

0- 0

NEUTRAL

0- 1

0- 0

1- 0

2- 9

0- 0

0- 1

NON-CONFERENCE

0- 1

0- 2

2- 5

1- 1

0- 0

0- 0

HOME

0- 0

0- 0

1- 1

0- 7

0- 0

0- 1

AWAY

0- 0

0- 2

0- 4

1- 1

0- 0

0- 0

NEUTRAL

0- 1

0- 0

1- 0

2- 3

0- 0

0- 0

CONFERENCE

0- 0

0- 0

2- 3

2- 1

0- 0

0- 0

HOME

0- 0

0- 0

2- 1

0- 2

0- 0

0- 0

AWAY

0- 0

0- 0

0- 2

0- 0

0- 0

0- 0

NEUTRAL

0- 0

0- 0

0- 0

RPI 1-25

RPI 26-50

RPI 51-100

RPI 101+

Team's RPI: 316

RPI S Opponent Score

RPI S Opponent Score

RPI S Opponent Score

RPI S Opponent Score

33 A North Carolina 62 83

87 N Seton Hall 64 71

127 A Appalachian St. 65 68

142 A High Point 75 82

159 A Georgia St. 63 70

169 H Mercer 58 71

179 N Eastern Mich. 49 44

205 H Coastal Caro. 71 78

234 H Liberty 48 45

238 A Furman 61 64

243 H Samford 55 54

258 A Campbell 49 53

272 A Richmond 48 59

277 A Wofford 66 93

333 H Western Caro. 71 59

345 A N. C. Central 57 66

LAST 12 Division I GAMES:

243 H Samford 55 54

277 A Wofford 66 93

238 A Furman 61 64

272 A Richmond 48 59

205 H Coastal Caro. 71 78

87 N Seton Hall 64 71

333 H Western Caro. 71 59

169 H Mercer 58 71

179 N Eastern Mich. 49 44

234 H Liberty 48 45

345 A N. C. Central 57 66

33 A North Carolina 62 83

Non-Div I Games:

Pfeiffer

92 23

UNC Pembroke

72 32

Lees-McRae

92 36

Young Harris

62 29

UNC Greensboro

Loss, Non-Conf, S Site, H Home A Away N Neutral

Average RPI Win: 248
Average RPI Loss: 105

WON-LOST
RECORD

WINNING
PCT. RANK

LAST 10
GAMES

STRENGTH OF
SCHEDULE

OPP. STRENGTH
OF SCHEDULE

TEAM
RPI

ADJ.
RPI

CONF.
RPI

ADJ CONF.
RPI

DIV. I ONLY	9- 7	132	6-4	189	227	136	136	10	10
DIV. I NON-CONF.	5- 4	139	0- 0	272	300	174	174	11	11
TOTALS	RPI 1-25	RPI 26-50	W-L RECORDS	RPI 51-100	RPI 101-150	RPI 150+			
9- 7	0- 0	1- 2	OVERALL	0- 0	1- 4	7- 1			
6- 0	0- 0	1- 0	HOME	0- 0	1- 0	4- 0			
3- 7	0- 0	0- 2	AWAY	0- 0	0- 4	3- 1			
0- 0	0- 0	0- 0	NEUTRAL	0- 0	0- 0	0- 0			
5- 4	0- 0	0- 2	NON-CONFERENCE	0- 0	0- 2	5- 0			
3- 0	0- 0	0- 0	HOME	0- 0	0- 0	3- 0			
2- 4	0- 0	0- 2	AWAY	0- 0	0- 2	2- 0			
0- 0	0- 0	0- 0	NEUTRAL	0- 0	0- 0	0- 0			
4- 3	0- 0	1- 0	CONFERENCE	0- 0	1- 2	2- 1			
3- 0	0- 0	1- 0	HOME	0- 0	1- 0	1- 0			
1- 3	0- 0	0- 0	AWAY	0- 0	0- 2	1- 1			
0- 0	0- 0	0- 0	NEUTRAL	0- 0	0- 0	0- 0			

RPI	S	Opponent	Score	RPI	S	Opponent	Score	RPI	S	Opponent	Score	RPI	S	Opponent	Score
33	A	North Carolina	55 82	37	A	Ohio	72 95	47	H	James Madison	66 63	108	A	Pittsburgh	56 60
												110	A	Drexel	55 67
												118	H	Towson	77 73
												129	A	William & Mary	64 70
												134	A	VCU	47 58
												185	A	Delaware	53 65
												190	A	Elon	75 70
												231	A	East Carolina	71 68
												292	H	Col. of Charleston	71 49
												327	H	Presbyterian	63 48
												338	H	Grand Canyon	77 55
												345	A	N.C. Central	89 82
												348	H	Longwood	35 33
LAST 12 Division I GAMES:															
118	H	Towson	77 73	110	A	Drexel	55 67	185	A	Delaware	53 65	348	H	Longwood	35 33
47	H	James Madison	66 63	33	A	North Carolina	55 82	108	A	Pittsburgh	56 60	134	A	VCU	47 58
190	A	Elon	75 70	37	A	Ohio	72 95	129	A	William & Mary	64 70				
292	H	Col. of Charleston	71 49	47	H	James Madison	66 63	231	A	East Carolina	71 68				

Non-Div I Games: Fayetteville St. 72 54 Belmont Abbey 74 58

UNCW

Loss, Non-Conf, S Site, H Home A Away N Neutral

Average RPI Win:	215	WON-LOST	WINNING	LAST 10	STRENGTH OF	OPP. STRENGTH	TEAM	ADJ.	CONF.	ADJ CONF.
Average RPI Loss:	63	RECORD	PCT. RANK	GAMES	SCHEDULE	OF SCHEDULE	RPI	RPI	RPI	RPI
DIV. I ONLY	11- 7	112	7-3	104	120	78	78	12	12	
DIV. I NON-CONF.	6- 5	143	0- 1	78	43	71	71	14	14	

TOTALS	RPI 1-25	RPI 26-50	W-L RECORDS	RPI 51-100	RPI 101-150	RPI 150+				
11- 7	0- 3	0- 1	OVERALL	1- 1	1- 1	9- 1				
6- 1	0- 1	0- 0	HOME	1- 0	0- 0	5- 0				
5- 5	0- 2	0- 1	AWAY	0- 0	1- 1	4- 1				
0- 1	0- 0	0- 0	NEUTRAL	0- 1	0- 0	0- 0				
6- 5	0- 2	0- 1	NON-CONFERENCE	1- 1	1- 1	4- 0				
4- 0	0- 0	0- 0	HOME	1- 0	0- 0	3- 0				
2- 4	0- 2	0- 1	AWAY	0- 0	1- 1	1- 0				
0- 1	0- 0	0- 0	NEUTRAL	0- 1	0- 0	0- 0				
5- 2	0- 1	0- 0	CONFERENCE	0- 0	0- 0	5- 1				
2- 1	0- 1	0- 0	HOME	0- 0	0- 0	2- 0				
3- 1	0- 0	0- 0	AWAY	0- 0	0- 0	3- 1				
0- 0	0- 0	0- 0	NEUTRAL	0- 0	0- 0	0- 0				

RPI 1-25				RPI 26-50				RPI 51-100 Team's RPI: 78				RPI 101+			
RPI	S	Opponent	Score	RPI	S	Opponent	Score	RPI	S	Opponent	Score	RPI	S	Opponent	Score
9	A	Iowa	57 83	43	A	Kansas St.	62 72	61	N	Boise St.	60 61	111	A	Northern Ill.	59 70
12	A	Marquette	61 102					83	H	Creighton	65 55	119	A	IUPUI	53 40
16	H	Drake	64 88									151	A	Bradley	81 78
												166	A	Indiana St.	71 51
												185	H	Delaware	79 67
												191	A	Illinois St.	64 66
												215	H	North Dakota	64 60
												221	H	Loyola Chicago	64 52
												276	A	Long Beach St.	71 64
												301	H	Valparaiso	71 52
												310	H	Omaha	79 50
												337	A	Evansville	74 46
LAST 12 Division I GAMES:															
166	A	Indiana St.	71 51	111	A	Northern Ill.	59 70								
337	A	Evansville	74 46	12	A	Marquette	61 102								
16	H	Drake	64 88	191	A	Illinois St.	64 66								
221	H	Loyola Chicago	64 52	43	A	Kansas St.	62 72								
301	H	Valparaiso	71 52	310	H	Omaha	79 50								
151	A	Bradley	81 78	9	A	Iowa	57 83								

Non-Div I Games: Minnesota St. 73 56

UNI

Average RPI Win:	226	WON-LOST	WINNING	LAST 10	STRENGTH OF	OPP. STRENGTH	TEAM	ADJ.	CONF.	ADJ CONF.
Average RPI Loss:	119	RECORD	PCT. RANK	GAMES	SCHEDULE	OF SCHEDULE	RPI	RPI	RPI	RPI
DIV. I ONLY	6- 12	256	5-5	101	153	210	210	14	14	
DIV. I NON-CONF.	2- 9	297	0- 1	85	207	273	273	13	13	

TOTALS	RPI 1-25	RPI 26-50	W-L RECORDS	RPI 51-100	RPI 101-150	RPI 150+				
6- 12	0- 1	1- 2	OVERALL	0- 4	0- 1	5- 4				
5- 5	0- 1	1- 1	HOME	0- 2	0- 0	4- 1				
1- 7	0- 0	0- 1	AWAY	0- 2	0- 1	1- 3				
0- 0	0- 0	0- 0	NEUTRAL	0- 0	0- 0	0- 0				
2- 9	0- 1	0- 1	NON-CONFERENCE	0- 3	0- 1	2- 3				
2- 5	0- 1	0- 1	HOME	0- 2	0- 0	2- 1				
0- 4	0- 0	0- 0	AWAY	0- 1	0- 1	0- 2				
0- 0	0- 0	0- 0	NEUTRAL	0- 0	0- 0	0- 0				
4- 3	0- 0	1- 1	CONFERENCE	0- 1	0- 0	3- 1				
3- 0	0- 0	1- 0	HOME	0- 0	0- 0	2- 0				
1- 3	0- 0	0- 1	AWAY	0- 1	0- 0	1- 1				
0- 0	0- 0	0- 0	NEUTRAL	0- 0	0- 0	0- 0				

RPI	S	Opponent	Score	RPI	S	Opponent	Score	RPI	S	Opponent	Score	RPI	S	Opponent	Score	Team's RPI: 210
13	H	Gonzaga	59 70	44	A	New Mexico	77 80	55	A	Duke	38 66	140	A	Portland St.	49 58	
				44	H	New Mexico	66 57	58	A	Wyoming	62 90	156	A	UC Irvine	55 57	
				49	H	Southern California	72 86	71	H	Middle Tenn.	62 66	208	H	Florida	56 53	
								90	H	Wright St.	52 68	213	A	Colorado St.	49 52	
												220	H	San Diego St.	71 57	
												237	H	Air Force	66 56	
												246	H	Hawaii	61 66	
												293	A	South Carolina St.	49 58	
												319	H	UC Santa Barbara	69 51	
												328	A	San Jose St.	53 43	

LAST 12 Division I GAMES:																
				71	H	Middle Tenn.	62 66	293	A	South Carolina St.	49 58					
				220	H	San Diego St.	71 57	208	H	Florida	56 53					
				44	A	New Mexico	77 80	58	A	Wyoming	62 90					
				328	A	San Jose St.	53 43	213	A	Colorado St.	49 52					
				237	H	Air Force	66 56	246	H	Hawaii	61 66					
				44	H	New Mexico	66 57	140	A	Portland St.	49 58					

Non-Div I Games:

UNLV

Average RPI Win:	324	WON-LOST	WINNING	LAST 10	STRENGTH OF	OPP. STRENGTH	TEAM	ADJ.	CONF.	ADJ CONF.
Average RPI Loss:	235	RECORD	PCT. RANK	GAMES	SCHEDULE	OF SCHEDULE	RPI	RPI	RPI	RPI
DIV. I ONLY	3- 12	314	4-6	348	340	341	341	28	28	
DIV. I NON-CONF.	1- 7	319	0- 0	329	333	341	341	29	29	

TOTALS	RPI 1-25	RPI 26-50	W-L RECORDS	RPI 51-100	RPI 101-150	RPI 150+				
3- 12	0- 0	0- 0	OVERALL	0- 1	0- 2	3- 9				
1- 3	0- 0	0- 0	HOME	0- 0	0- 1	1- 2				
2- 9	0- 0	0- 0	AWAY	0- 1	0- 1	2- 7				
0- 0	0- 0	0- 0	NEUTRAL	0- 0	0- 0	0- 0				
1- 7	0- 0	0- 0	NON-CONFERENCE	0- 1	0- 1	1- 5				
0- 0	0- 0	0- 0	HOME	0- 0	0- 0	0- 0				
1- 7	0- 0	0- 0	AWAY	0- 1	0- 1	1- 5				
0- 0	0- 0	0- 0	NEUTRAL	0- 0	0- 0	0- 0				
2- 5	0- 0	0- 0	CONFERENCE	0- 0	0- 1	2- 4				
1- 3	0- 0	0- 0	HOME	0- 0	0- 1	1- 2				
1- 2	0- 0	0- 0	AWAY	0- 0	0- 0	1- 2				
0- 0	0- 0	0- 0	NEUTRAL	0- 0	0- 0	0- 0				

RPI 1-25				RPI 26-50				RPI 51-100				RPI 101+ Team's RPI: 341					
RPI	S	Opponent	Score	RPI	S	Opponent	Score	RPI	S	Opponent	Score	RPI	S	Opponent	Score		
								79	A	Virginia Tech	45	96	101	A	Nebraska	64	87
												142	H	High Point	61	87	
												198	H	UNC Asheville	86	93	
												231	A	East Carolina	53	63	
												235	A	Gardner-Webb	72	92	
												238	A	Furman	67	78	
												278	A	Winthrop	76	50	
												293	A	South Carolina St.	66	71	
												310	A	Omaha	69	96	
												327	A	Presbyterian	54	70	
												333	A	Western Caro.	64	68	
												336	H	Charleston So.	75	78	
												345	A	N.C. Central	82	63	
												348	H	Longwood	72	67	
LAST 12 Division I GAMES:																	
336	H	Charleston So.	75	78	348	H	Longwood	72	67								
198	H	UNC Asheville	86	93	235	A	Gardner-Webb	72	92								
327	A	Presbyterian	54	70	333	A	Western Caro.	64	68								
278	A	Winthrop	76	50	293	A	South Carolina St.	66	71								
142	H	High Point	61	87	345	A	N.C. Central	82	63								
231	A	East Carolina	53	63	238	A	Furman	67	78								

Non-Div I Games: Brevard 71 53 Converse 69 51 UNKNOWN 101 53

USC Upstate

Average RPI Win:	213	WON-LOST	WINNING	LAST 10	STRENGTH OF	OPP. STRENGTH	TEAM	ADJ.	CONF.	ADJ CONF.
Average RPI Loss:	92	RECORD	PCT. RANK	GAMES	SCHEDULE	OF SCHEDULE	RPI	RPI	RPI	RPI
DIV. I ONLY	14- 5	54	7-3	249	106	112	112	13	13	
DIV. I NON-CONF.	8- 3	72	0- 0	280	124	131	131	15	15	

TOTALS	RPI 1-25	RPI 26-50	W-L RECORDS	RPI 51-100	RPI 101-150	RPI 150+				
14- 5	0- 0	0- 2	OVERALL	1- 1	1- 1	12- 1				
7- 2	0- 0	0- 2	HOME	0- 0	1- 0	6- 0				
7- 3	0- 0	0- 0	AWAY	1- 1	0- 1	6- 1				
0- 0	0- 0	0- 0	NEUTRAL	0- 0	0- 0	0- 0				
8- 3	0- 0	0- 2	NON-CONFERENCE	1- 0	0- 1	7- 0				
3- 2	0- 0	0- 2	HOME	0- 0	0- 0	3- 0				
5- 1	0- 0	0- 0	AWAY	1- 0	0- 1	4- 0				
0- 0	0- 0	0- 0	NEUTRAL	0- 0	0- 0	0- 0				
6- 2	0- 0	0- 0	CONFERENCE	0- 1	1- 0	5- 1				
4- 0	0- 0	0- 0	HOME	0- 0	1- 0	3- 0				
2- 2	0- 0	0- 0	AWAY	0- 1	0- 0	2- 1				
0- 0	0- 0	0- 0	NEUTRAL	0- 0	0- 0	0- 0				

RPI	S	Opponent	Score	RPI	S	Opponent	Score	RPI	S	Opponent	Score	RPI	S	Opponent	Score	Team's RPI: 112
49	H	Southern Cal i forni a	61 73	77	A	Little Rock	65 68	125	A	Fresno St.	61 70	127	H	Appal achian St.	99 94	
50	H	Arkansas	65 66	97	A	Houston	65 61	159	A	Georgi a St.	48 50	159	H	Georgia St.	69 45	
								174	A	Oral Roberts	80 62	177	H	Grambl ing	78 54	
								186	A	Arkansas St.	100 73	205	H	Coastal Caro.	79 53	
								196	A	SMU	66 41	251	A	San Franci sco	80 73	
								263	H	UTSA	53 48	270	A	Ga. Southern	74 53	
								270	H	Ga. Southern	81 48	304	A	Incarnate Word	97 49	
								306	H	Jackson St.	99 63					

LAST 12 Division I GAMES:																
77	A	Little Rock	65 68	159	H	Georgi a St.	69 45	270	H	Ga. Southern	81 48	196	A	SMU	66 41	
186	A	Arkansas St.	100 73	263	H	UTSA	53 48	49	H	Southern Cal i forni a	61 73	270	A	Ga. Southern	74 53	
205	H	Coastal Caro.	79 53	97	A	Houston	65 61									
127	H	Appal achian St.	99 94													
270	A	Ga. Southern	74 53													
159	A	Georgi a St.	48 50													

Non-Div I Games:

UT Arlington

UT Martin				Through Games Of Jan. 28, 2019								
Average RPI Win:	246	WON-LOST	WINNING	LAST 10		STRENGTH OF	OPP. STRENGTH	TEAM	ADJ.	CONF.	ADJ	CONF.
Average RPI Loss:	117	RECORD	PCT. RANK	GAMES		SCHEDULE	OF SCHEDULE	RPI	RPI	RPI	RPI	RPI
DIV. I ONLY		12- 5	69	8-2		302	177	133	133	21	21	
DIV. I NON-CONF.		6- 3	91	0- 0		224	78	90	90	20	20	

TOTALS	RPI 1-25		RPI 26-50		W-L RECORDS		RPI 51-100		RPI 101-150		RPI 150+	
12- 5	0- 1		0- 0		OVERALL		0- 1		1- 2		11- 1	
8- 0	0- 0		0- 0		HOME		0- 0		0- 0		8- 0	
4- 5	0- 1		0- 0		AWAY		0- 1		1- 2		3- 1	
0- 0	0- 0		0- 0		NEUTRAL		0- 0		0- 0		0- 0	
6- 3	0- 1		0- 0		NON-CONFERENCE		0- 1		1- 1		5- 0	
4- 0	0- 0		0- 0		HOME		0- 0		0- 0		4- 0	
2- 3	0- 1		0- 0		AWAY		0- 1		1- 1		1- 0	
0- 0	0- 0		0- 0		NEUTRAL		0- 0		0- 0		0- 0	
6- 2	0- 0		0- 0		CONFERENCE		0- 0		0- 1		6- 1	
4- 0	0- 0		0- 0		HOME		0- 0		0- 0		4- 0	
2- 2	0- 0		0- 0		AWAY		0- 0		0- 1		2- 1	
0- 0	0- 0		0- 0		NEUTRAL		0- 0		0- 0		0- 0	

RPI 1-25				RPI 26-50				RPI 51-100				RPI 101+				Team's RPI: 133	
RPI	S	Opponent	Score	RPI	S	Opponent	Score	RPI	S	Opponent	Score	RPI	S	Opponent	Score		
4	A	Louisville	62 102					64	A	Northwestern	64 90	119	A	IUPUI	72 73		
												124	A	Chattanooga	81 79		
												132	A	Morehead St.	75 85		
												160	H	Southern Ill.	95 94		
												186	H	Arkansas St.	97 91		
												204	A	Southeast Mo. St.	80 73		
												207	H	SIUE	68 55		
												243	H	Samford	89 68		
												268	A	Eastern Ill.	71 77		
												268	H	Eastern Ill.	90 66		
												300	H	Austin Peay	74 65		
												303	H	Murray St.	75 67		
												311	A	Eastern Ky.	87 61		
												317	H	Mississippi Val.	110 51		
												331	A	Lipscomb	62 53		
LAST 12 Division I GAMES:																	
132	A	Morehead St.	75 85	207	H	SIUE	68 55										
311	A	Eastern Ky.	87 61	268	H	Eastern Ill.	90 66										
300	H	Austin Peay	74 65	317	H	Mississippi Val.	110 51										
303	H	Murray St.	75 67	331	A	Lipscomb	62 53										
204	A	Southeast Mo. St.	80 73	4	A	Louisville	62 102										
268	A	Eastern Ill.	71 77	124	A	Chattanooga	81 79										

Non-Div I Games: Ala.-Huntsville 100 69 Christian Bros. 108 82

Average RPI Win:	283	WON-LOST	WINNING	LAST 10	STRENGTH OF	OPP. STRENGTH	TEAM	ADJ.	CONF.	ADJ CONF.
Average RPI Loss:	142	RECORD	PCT. RANK	GAMES	SCHEDULE	OF SCHEDULE	RPI	RPI	RPI	RPI
DIV. I ONLY	4- 16	314	2-8	95	286	269	269	15	15	
DIV. I NON-CONF.	3- 10	278	0- 0	176	326	300	300	18	18	

TOTALS	RPI 1-25	RPI 26-50	W-L RECORDS	RPI 51-100	RPI 101-150	RPI 150+				
4- 16	0- 0	0- 1	OVERALL	0- 4	0- 3	4- 8				
2- 7	0- 0	0- 0	HOME	0- 1	0- 2	2- 4				
1- 8	0- 0	0- 1	AWAY	0- 3	0- 1	1- 3				
1- 1	0- 0	0- 0	NEUTRAL	0- 0	0- 0	1- 1				
3- 10	0- 0	0- 1	NON-CONFERENCE	0- 1	0- 2	3- 6				
2- 5	0- 0	0- 0	HOME	0- 0	0- 1	2- 4				
0- 4	0- 0	0- 1	AWAY	0- 1	0- 1	0- 1				
1- 1	0- 0	0- 0	NEUTRAL	0- 0	0- 0	1- 1				
1- 6	0- 0	0- 0	CONFERENCE	0- 3	0- 1	1- 2				
0- 2	0- 0	0- 0	HOME	0- 1	0- 1	0- 0				
1- 4	0- 0	0- 0	AWAY	0- 2	0- 0	1- 2				
0- 0	0- 0	0- 0	NEUTRAL	0- 0	0- 0	0- 0				

U
T
E
PU
T
E
P

RPI 1-25				RPI 26-50				RPI 51-100				RPI 101+ Team's RPI: 269			
RPI	S	Opponent	Score	RPI	S	Opponent	Score	RPI	S	Opponent	Score	RPI	S	Opponent	Score
				44	A	New Mexico	51 69	53	A	Rice	42 76	138	A	Tulsa	45 66
								65	A	Arizona	40 62	140	H	Portland St.	61 89
								66	A	Old Dominion	59 78	145	H	UAB	48 74
								71	H	Middle Tenn.	49 79	155	N	Akron	57 64
												164	A	Charlotte	39 62
												171	H	New Mexico St.	65 69
												173	H	Abilene Christian	69 70
												183	A	North Texas	51 70
												186	H	Arkansas St.	66 67
												202	H	Nicholls St.	56 58
												233	N	Western Ill.	84 72
												263	A	UTSA	73 60
												284	H	CSU Bakersfield	53 47
												308	A	Weber St.	63 68
												350	H	Alcorn	77 51
LAST 12 Division I GAMES:															
				71	H	Middle Tenn.	49 79	164	A	Charlotte	39 62				
				145	H	UAB	48 74	66	A	Old Dominion	59 78				
				53	A	Rice	42 76	155	N	Akron	57 64				
				183	A	North Texas	51 70	233	N	Western Ill.	84 72				
				263	A	UTSA	73 60	65	A	Arizona	40 62				
				138	A	Tulsa	45 66	140	H	Portland St.	61 89				

Non-Div I Games:

UTEP

Average RPI Win: **281**
 Average RPI Loss: **173**

WON-LOST
RECORD

WINNING
PCT. RANK

LAST 10
GAMES

STRENGTH OF
SCHEDULE

OPP. STRENGTH
OF SCHEDULE

TEAM
RPI

ADJ.
RPI

CONF.
RPI

ADJ CONF.
RPI

DIV. I ONLY	7- 10	225	3-7	245	263	247	247	30	30
DIV. I NON-CONF.	4- 7	228	0- 0	145	185	209	209	30	30

TOTALS	RPI 1-25	RPI 26-50	W-L RECORDS	RPI 51-100	RPI 101-150	RPI 150+			
7- 10	0- 2	0- 1	OVERALL	0- 0	0- 0	7- 7			
4- 4	0- 0	0- 1	HOME	0- 0	0- 0	4- 3			
3- 6	0- 2	0- 0	AWAY	0- 0	0- 0	3- 4			
0- 0	0- 0	0- 0	NEUTRAL	0- 0	0- 0	0- 0			
4- 7	0- 2	0- 1	NON-CONFERENCE	0- 0	0- 0	4- 4			
2- 3	0- 0	0- 1	HOME	0- 0	0- 0	2- 2			
2- 4	0- 2	0- 0	AWAY	0- 0	0- 0	2- 2			
0- 0	0- 0	0- 0	NEUTRAL	0- 0	0- 0	0- 0			
3- 3	0- 0	0- 0	CONFERENCE	0- 0	0- 0	3- 3			
2- 1	0- 0	0- 0	HOME	0- 0	0- 0	2- 1			
1- 2	0- 0	0- 0	AWAY	0- 0	0- 0	1- 2			
0- 0	0- 0	0- 0	NEUTRAL	0- 0	0- 0	0- 0			

RPI 1-25				RPI 26-50				RPI 51-100				RPI 101+ Team's RPI: 247			
RPI	S	Opponent	Score	RPI	S	Opponent	Score	RPI	S	Opponent	Score	RPI	S	Opponent	Score
2	A	Baylor	37 98	31	H	Texas	66 81					171	A	New Mexico St.	63 71
19	A	Texas A&M	61 84									199	A	Massachusetts	70 74
												201	H	Prairie View	57 50
												227	H	Texas Southern	55 69
												253	H	Louisiana	75 60
												259	H	Utah Valley	55 57
												263	A	UTSA	58 61
												273	A	A&M-Corpus Christi	70 57
												273	H	A&M-Corpus Christi	49 59
												279	A	Canisius	57 53
												284	A	CSU Bakersfield	63 68
												285	H	California Baptist	60 56
												338	A	Grand Canyon	66 50
												339	H	Seattle U	69 56
LAST 12 Division I GAMES:															
259	H	Utah Valley	55 57	171	A	New Mexico St.	63 71								
338	A	Grand Canyon	66 50	339	H	Seattle U	69 56								
284	A	CSU Bakersfield	63 68	31	H	Texas	66 81								
285	H	California Baptist	60 56	227	H	Texas Southern	55 69								
2	A	Baylor	37 98	273	A	A&M-Corpus Christi	70 57								
19	A	Texas A&M	61 84	253	H	Louisiana	75 60								

Non-Div I Games: Texas Lutheran 82 38 UNKNOWN 74 43

UTRGV

Loss, **Non-Conf**, **S Site**, **H Home** **A Away** **N Neutral**

Average RPI Win:	250	WON-LOST	WINNING	LAST 10	STRENGTH OF	OPP. STRENGTH	TEAM	ADJ.	CONF.	ADJ CONF.
Average RPI Loss:	136	RECORD	PCT. RANK	GAMES	SCHEDULE	OF SCHEDULE	RPI	RPI	RPI	RPI
DIV. I ONLY	4- 13	300	3-7	93	233	263	263	15	15	
DIV. I NON-CONF.	3- 7	256	0- 0	190	248	292	292	18	18	

TOTALS	RPI 1-25	RPI 26-50	W-L RECORDS	RPI 51-100	RPI 101-150	RPI 150+				
4- 13	0- 0	0- 1	OVERALL	0- 4	0- 3	4- 5				
3- 6	0- 0	0- 0	HOME	0- 1	0- 2	3- 3				
1- 6	0- 0	0- 1	AWAY	0- 3	0- 1	1- 1				
0- 1	0- 0	0- 0	NEUTRAL	0- 0	0- 0	0- 1				
3- 7	0- 0	0- 1	NON-CONFERENCE	0- 1	0- 2	3- 3				
3- 3	0- 0	0- 0	HOME	0- 0	0- 1	3- 2				
0- 3	0- 0	0- 1	AWAY	0- 1	0- 1	0- 0				
0- 1	0- 0	0- 0	NEUTRAL	0- 0	0- 0	0- 1				
1- 6	0- 0	0- 0	CONFERENCE	0- 3	0- 1	1- 2				
0- 3	0- 0	0- 0	HOME	0- 1	0- 1	0- 1				
1- 3	0- 0	0- 0	AWAY	0- 2	0- 0	1- 1				
0- 0	0- 0	0- 0	NEUTRAL	0- 0	0- 0	0- 0				

RPI S Opponent	Score	RPI S Opponent	Score	RPI S Opponent	Score	RPI S Opponent	Score	Team's RPI: 263
		31 A Texas	54 98	53 A Rice	54 85	112 A UT Arlington	48 53	
				66 A Old Dominion	47 72	119 H IUPUI	50 58	
				71 H Middle Tenn.	52 72	145 H UAB	42 59	
				87 A Seton Hall	53 84	158 H Utah St.	56 62	
						164 A Charlotte	54 66	
						176 H Texas St.	60 68	
						183 A North Texas	57 54	
						247 H UTRGV	61 58	
						261 H San Diego	87 77	
						269 H UTEP	60 73	
						308 H Weber St.	66 59	
						314 N UMBC	58 72	
LAST 12 Division I GAMES:								
145 H UAB	42 59	66 A Old Dominion	47 72					
71 H Middle Tenn.	52 72	164 A Charlotte	54 66					
183 A North Texas	57 54	261 H San Diego	87 77					
53 A Rice	54 85	158 H Utah St.	56 62					
269 H UTEP	60 73	31 A Texas	54 98					
112 A UT Arlington	48 53	308 H Weber St.	66 59					

Non-Div I Games: Concordia (TX) 78 51 Tex. A&M-Kingsville 86 55

UTSA

Average RPI Win:	211	WON-LOST	WINNING	LAST 10	STRENGTH OF	OPP. STRENGTH	TEAM	ADJ.	CONF.	ADJ CONF.
Average RPI Loss:	102	RECORD	PCT. RANK	GAMES	SCHEDULE	OF SCHEDULE	RPI	RPI	RPI	RPI
DIV. I ONLY	9- 8	146	7-3	179	71	158	158	14	14	
DIV. I NON-CONF.	4- 6	212	0- 0	153	22	185	185	13	13	

TOTALS	RPI 1-25	RPI 26-50	W-L RECORDS	RPI 51-100	RPI 101-150	RPI 150+				
9- 8	0- 2	0- 2	OVERALL	1- 0	1- 3	7- 1				
4- 4	0- 2	0- 1	HOME	1- 0	0- 0	3- 1				
5- 2	0- 0	0- 0	AWAY	0- 0	1- 2	4- 0				
0- 2	0- 0	0- 1	NEUTRAL	0- 0	0- 1	0- 0				
4- 6	0- 2	0- 1	NON-CONFERENCE	0- 0	1- 2	3- 1				
1- 3	0- 2	0- 0	HOME	0- 0	0- 0	1- 1				
3- 1	0- 0	0- 0	AWAY	0- 0	1- 1	2- 0				
0- 2	0- 0	0- 1	NEUTRAL	0- 0	0- 1	0- 0				
5- 2	0- 0	0- 1	CONFERENCE	1- 0	0- 1	4- 0				
3- 1	0- 0	0- 1	HOME	1- 0	0- 0	2- 0				
2- 1	0- 0	0- 0	AWAY	0- 0	0- 1	2- 0				
0- 0	0- 0	0- 0	NEUTRAL	0- 0	0- 0	0- 0				

RPI 1-25				RPI 26-50				RPI 51-100				RPI 101+				Team's RPI: 158
RPI	S	Opponent	Score	RPI	S	Opponent	Score	RPI	S	Opponent	Score	RPI	S	Opponent	Score	
5	H	Oregon	58 88	44	H	New Mexico	64 68	58	H	Wyoming	50 42	105	A	Washington St.	72 61	
25	H	BYU	57 62	49	N	Southern California	46 55					125	A	Fresno St.	59 70	
												139	N	Colorado	68 78	
												149	A	Portland	54 61	
												183	A	North Texas	57 41	
												213	A	Colorado St.	72 53	
												237	A	Air Force	48 44	
												255	H	Nevada	79 76	
												259	H	Utah Valley	67 62	
												263	A	UTSA	62 56	
												276	H	Long Beach St.	48 50	
												328	H	San Jose St.	82 49	

LAST 12 Division I GAMES:																
328	H	San Jose St.	82 49	44	H	New Mexico	64 68	213	A	Colorado St.	72 53	259	H	Utah Valley	67 62	
58	H	Wyoming	50 42					259	H	Utah Valley	67 62	183	A	North Texas	57 41	
125	A	Fresno St.	59 70					263	A	UTSA	62 56	276	H	Long Beach St.	48 50	
237	A	Air Force	48 44					149	A	Portland	54 61					
255	H	Nevada	79 76													
276	H	Long Beach St.	48 50													

Non-Div I Games: Northern N.M. 106 35

Utah St.

Average RPI Win:	296	WON-LOST	WINNING	LAST 10	STRENGTH OF	OPP. STRENGTH	TEAM	ADJ.	CONF.	ADJ CONF.
Average RPI Loss:	143	RECORD	PCT. RANK	GAMES	SCHEDULE	OF SCHEDULE	RPI	RPI	RPI	RPI
DIV. I ONLY	8- 9	190	7-3	282	281	259	259	30	30	
DIV. I NON-CONF.	3- 7	256	0- 0	169	211	271	271	30	30	

TOTALS	RPI 1-25	RPI 26-50	W-L RECORDS	RPI 51-100	RPI 101-150	RPI 150+				
8- 9	0- 1	0- 1	OVERALL	0- 1	0- 1	8- 5				
6- 3	0- 1	0- 0	HOME	0- 0	0- 1	6- 1				
2- 6	0- 0	0- 1	AWAY	0- 1	0- 0	2- 4				
0- 0	0- 0	0- 0	NEUTRAL	0- 0	0- 0	0- 0				
3- 7	0- 1	0- 1	NON-CONFERENCE	0- 1	0- 1	3- 3				
3- 2	0- 1	0- 0	HOME	0- 0	0- 1	3- 0				
0- 5	0- 0	0- 1	AWAY	0- 1	0- 0	0- 3				
0- 0	0- 0	0- 0	NEUTRAL	0- 0	0- 0	0- 0				
5- 2	0- 0	0- 0	CONFERENCE	0- 0	0- 0	5- 2				
3- 1	0- 0	0- 0	HOME	0- 0	0- 0	3- 1				
2- 1	0- 0	0- 0	AWAY	0- 0	0- 0	2- 1				
0- 0	0- 0	0- 0	NEUTRAL	0- 0	0- 0	0- 0				

RPI 1-25				RPI 26-50				RPI 51-100				RPI 101+ Team's RPI: 259			
RPI	S	Opponent	Score	RPI	S	Opponent	Score	RPI	S	Opponent	Score	RPI	S	Opponent	Score
25	H	BYU	51 77	29	A	Utah	47 85	95	A	Idaho St.	68 80	149	H	Portland	60 65
												158	A	Utah St.	62 67
												171	A	New Mexico St.	52 58
												184	H	UC Riverside	56 53
												195	H	UMKC	64 68
												214	A	Cal St. Fullerton	55 56
												247	A	UTRGV	57 55
												248	A	Southern Utah	59 60
												284	H	CSU Bakersfield	78 70
												308	H	Weber St.	65 59
												319	H	UC Santa Barbara	63 54
												338	H	Grand Canyon	57 46
												339	A	Seattle U	58 55
												346	H	Chicago St.	76 61
LAST 12 Division I GAMES:															
171	A	New Mexico St.	52 58	346	H	Chicago St.	76 61								
247	A	UTRGV	57 55	195	H	UMKC	64 68								
339	A	Seattle U	58 55	184	H	UC Riverside	56 53								
284	H	CSU Bakersfield	78 70	308	H	Weber St.	65 59								
338	H	Grand Canyon	57 46	158	A	Utah St.	62 67								
214	A	Cal St. Fullerton	55 56	95	A	Idaho St.	68 80								

Non-Div I Games: Ottawa (AZ) 90 61 La Verne 86 79 Arizona Christian 76 68

Utah Valley

Loss, Non-Conf, S Site, H Home A Away N Neutral

Average RPI Win:	222	WON-LOST	WINNING	LAST 10	STRENGTH OF	OPP. STRENGTH	TEAM	ADJ.	CONF.	ADJ CONF.
Average RPI Loss:	102	RECORD	PCT. RANK	GAMES	SCHEDULE	OF SCHEDULE	RPI	RPI	RPI	RPI
DIV. I ONLY	14- 6	70	8-2	267	147	134	134	17	17	
DIV. I NON-CONF.	8- 5	120	0- 0	207	163	129	129	16	16	

TOTALS	RPI 1-25	RPI 26-50	W-L RECORDS	RPI 51-100	RPI 101-150	RPI 150+				
14- 6	0- 0	0- 1	OVERALL	1- 2	4- 2	9- 1				
8- 1	0- 0	0- 0	HOME	0- 0	2- 1	6- 0				
5- 4	0- 0	0- 1	AWAY	1- 2	2- 0	2- 1				
1- 1	0- 0	0- 0	NEUTRAL	0- 0	0- 1	1- 0				
8- 5	0- 0	0- 1	NON-CONFERENCE	1- 2	3- 2	4- 0				
4- 1	0- 0	0- 0	HOME	0- 0	2- 1	2- 0				
3- 3	0- 0	0- 1	AWAY	1- 2	1- 0	1- 0				
1- 1	0- 0	0- 0	NEUTRAL	0- 0	0- 1	1- 0				
6- 1	0- 0	0- 0	CONFERENCE	0- 0	1- 0	5- 1				
4- 0	0- 0	0- 0	HOME	0- 0	0- 0	4- 0				
2- 1	0- 0	0- 0	AWAY	0- 0	1- 0	1- 1				
0- 0	0- 0	0- 0	NEUTRAL	0- 0	0- 0	0- 0				

RPI	S	Opponent	Score	RPI	S	Opponent	Score	RPI	S	Opponent	Score	RPI	S	Opponent	Score	Team's RPI: 134
				33	A	North Carolina	47 59	66	A	Old Dominion	57 60	104	H	Wake Forest	53 40	
								96	A	Cincinnati	54 66	119	N	IUPUI	61 63	
								100	A	Georgetown	47 45	126	H	Radford	49 54	
												129	A	William & Mary	72 55	
												136	H	UNCW	58 47	
												144	A	Fordham	47 44	
												170	A	George Washington	48 57	
												178	H	Rhode Island	74 39	
												200	H	Saint Louis	57 47	
												264	A	N. C. A&T	54 48	
												272	A	Richmond	68 43	
												286	H	La Salle	68 38	
												287	H	Saint Joseph's	59 40	
												308	N	Weber St.	64 36	
												347	H	Delaware St.	97 55	
												348	H	Longwood	84 55	
LAST 12 Division I GAMES:																
178	H	Rhode Island	74 39	200	H	Saint Louis	57 47	170	A	George Washington	48 57	264	A	N. C. A&T	54 48	
144	A	Fordham	47 44	170	A	George Washington	48 57	264	A	N. C. A&T	54 48	126	H	Radford	49 54	
272	A	Richmond	68 43	170	A	George Washington	48 57	264	A	N. C. A&T	54 48	66	A	Old Dominion	57 60	
286	H	La Salle	68 38	170	A	George Washington	48 57	264	A	N. C. A&T	54 48	96	A	Cincinnati	54 66	
287	H	Saint Joseph's	59 40	170	A	George Washington	48 57	264	A	N. C. A&T	54 48					
347	H	Delaware St.	97 55	170	A	George Washington	48 57	264	A	N. C. A&T	54 48					

Non-Div I Games:

VCU

Average RPI Win:	312	WON-LOST	WINNING	LAST 10	STRENGTH OF	OPP. STRENGTH	TEAM	ADJ.	CONF.	ADJ CONF.
Average RPI Loss:	165	RECORD	PCT. RANK	GAMES	SCHEDULE	OF SCHEDULE	RPI	RPI	RPI	RPI
DIV. I ONLY	5- 14	287	2-8	300	238	301	301	12	12	
DIV. I NON-CONF.	4- 8	241	0- 0	325	316	319	319	14	14	

TOTALS	RPI 1-25	RPI 26-50	W-L RECORDS	RPI 51-100	RPI 101-150	RPI 150+				
5- 14	0- 1	0- 0	OVERALL	0- 3	0- 2	5- 8				
2- 6	0- 0	0- 0	HOME	0- 2	0- 0	2- 4				
2- 8	0- 1	0- 0	AWAY	0- 1	0- 2	2- 4				
1- 0	0- 0	0- 0	NEUTRAL	0- 0	0- 0	1- 0				
4- 8	0- 0	0- 0	NON-CONFERENCE	0- 2	0- 1	4- 5				
1- 5	0- 0	0- 0	HOME	0- 2	0- 0	1- 3				
2- 3	0- 0	0- 0	AWAY	0- 0	0- 1	2- 2				
1- 0	0- 0	0- 0	NEUTRAL	0- 0	0- 0	1- 0				
1- 6	0- 1	0- 0	CONFERENCE	0- 1	0- 1	1- 3				
1- 1	0- 0	0- 0	HOME	0- 0	0- 0	1- 1				
0- 5	0- 1	0- 0	AWAY	0- 1	0- 1	0- 2				
0- 0	0- 0	0- 0	NEUTRAL	0- 0	0- 0	0- 0				

RPI	S	Opponent	Score	RPI	S	Opponent	Score	RPI	S	Opponent	Score	RPI	S	Opponent	Score	Team's RPI: 301
16	A	Drake	53 84					78	A	UNI	52 71	102	A	Missouri St.	63 108	
								84	H	Mi ami (OH)	47 68	132	A	Morehead St.	62 68	
								86	H	Tol edo	59 65	160	A	Southern Ill.	65 87	
												166	H	Indiana St.	82 86	
												180	A	Illinois	54 73	
												215	H	North Dakota	56 62	
												221	A	Loyol a Chi cago	54 80	
												229	H	Bowling Green	72 79	
												268	H	Eastern Ill.	62 60	
												275	N	St. Francis Brooklyn	78 76	
												307	H	North Dakota St.	48 51	
												334	A	Purdue Fort Wayne	68 64	
												335	A	UIC	65 75	
												337	H	Evansville	93 49	
												346	A	Chi cago St.	76 70	
LAST 12 Division I GAMES:																
337	H	Evansville	93 49	102	A	Missouri St.	63 108									
166	H	Indiana St.	82 86	160	A	Southern Ill.	65 87									
16	A	Drake	53 84	334	A	Purdue Fort Wayne	68 64									
78	A	UNI	52 71	307	H	North Dakota St.	48 51									
221	A	Loyol a Chi cago	54 80	84	H	Mi ami (OH)	47 68									
229	H	Bowling Green	72 79	268	H	Eastern Ill.	62 60									

Non-Div I Games:

Val parai so

Average RPI Win:	259	WON-LOST	WINNING	LAST 10	STRENGTH OF	OPP. STRENGTH	TEAM	ADJ.	CONF.	ADJ CONF.
Average RPI Loss:	50	RECORD	PCT. RANK	GAMES	SCHEDULE	OF SCHEDULE	RPI	RPI	RPI	RPI
DIV. I ONLY	6- 14	273	2-8	22	73	167	167	5	5	
DIV. I NON-CONF.	5- 8	224	0- 0	49	103	165	165	6	6	

TOTALS	RPI 1-25	RPI 26-50	W-L RECORDS	RPI 51-100	RPI 101-150	RPI 150+				
6- 14	0- 6	0- 3	OVERALL	0- 3	0- 2	6- 0				
5- 5	0- 2	0- 0	HOME	0- 1	0- 2	5- 0				
1- 6	0- 3	0- 2	AWAY	0- 1	0- 0	1- 0				
0- 3	0- 1	0- 1	NEUTRAL	0- 1	0- 0	0- 0				
5- 8	0- 3	0- 2	NON-CONFERENCE	0- 2	0- 1	5- 0				
4- 2	0- 1	0- 0	HOME	0- 0	0- 1	4- 0				
1- 3	0- 1	0- 1	AWAY	0- 1	0- 0	1- 0				
0- 3	0- 1	0- 1	NEUTRAL	0- 1	0- 0	0- 0				
1- 6	0- 3	0- 1	CONFERENCE	0- 1	0- 1	1- 0				
1- 3	0- 1	0- 0	HOME	0- 1	0- 1	1- 0				
0- 3	0- 2	0- 1	AWAY	0- 0	0- 0	0- 0				
0- 0	0- 0	0- 0	NEUTRAL	0- 0	0- 0	0- 0				

RPI 1-25				RPI 26-50				RPI 51-100				RPI 101+ Team's RPI: 167			
RPI	S	Opponent	Score	RPI	S	Opponent	Score	RPI	S	Opponent	Score	RPI	S	Opponent	Score
6	A	NC State	54 74	26	N	Miami (FL)	65 90	54	H	Auburn	70 72	130	H	Georgia	64 71
7	N	UConn	42 80	43	A	Kansas St.	61 72	71	A	Middle Tenn.	58 65	147	H	North Ala.	71 74
19	H	Texas A&M	43 50	50	A	Arkansas	62 83	83	N	Creighton	55 75	194	A	Ball St.	60 43
20	A	South Carolina	69 80									197	H	Ole Miss	80 68
22	A	Kentucky	55 77									243	H	Samford	77 52
24	H	Central Mich.	57 66									290	H	Tennessee St.	89 63
												300	H	Austin Peay	99 70
												327	H	Presbyteria n	78 43
LAST 12 Division I GAMES:															
				54	H	Auburn	70 72	20	A	South Carolina	69 80				
				50	A	Arkansas	62 83	197	H	Ole Miss	80 68				
				19	H	Texas A&M	43 50	83	N	Creighton	55 75				
				130	H	Georgia	64 71	26	N	Miami (FL)	65 90				
				22	A	Kentucky	55 77	24	H	Central Mich.	57 66				
				243	H	Samford	77 52	194	A	Ball St.	60 43				

Non-Div I Games:

Vanderbilt

Average RPI Win: 285
Average RPI Loss: 165

WON-LOST
RECORD

WINNING
PCT. RANK

LAST 10
GAMES

STRENGTH OF
SCHEDULE

OPP. STRENGTH
OF SCHEDULE

TEAM
RPI

ADJ.
RPI

CONF.
RPI

ADJ CONF.
RPI

DIV. I ONLY	7- 12	243	4-6	244	278	274	274	23	23
DIV. I NON-CONF.	3- 8	267	0- 1	221	305	296	296	24	24
<hr/>									
TOTALS	RPI 1-25	RPI 26-50	W-L RECORDS	RPI 51-100	RPI 101-150	RPI 150+			
7- 12	0- 0	0- 0	OVERALL	0- 3	0- 3	7- 6			
4- 7	0- 0	0- 0	HOME	0- 1	0- 2	4- 4			
3- 5	0- 0	0- 0	AWAY	0- 2	0- 1	3- 2			
0- 0	0- 0	0- 0	NEUTRAL	0- 0	0- 0	0- 0			
3- 8	0- 0	0- 0	NON-CONFERENCE	0- 1	0- 3	3- 4			
2- 5	0- 0	0- 0	HOME	0- 0	0- 2	2- 3			
1- 3	0- 0	0- 0	AWAY	0- 1	0- 1	1- 1			
0- 0	0- 0	0- 0	NEUTRAL	0- 0	0- 0	0- 0			
4- 4	0- 0	0- 0	CONFERENCE	0- 2	0- 0	4- 2			
2- 2	0- 0	0- 0	HOME	0- 1	0- 0	2- 1			
2- 2	0- 0	0- 0	AWAY	0- 1	0- 0	2- 1			
0- 0	0- 0	0- 0	NEUTRAL	0- 0	0- 0	0- 0			

RPI 1-25				RPI 26-50				RPI 51-100				RPI 101+				Team's RPI: 274
RPI	S	Opponent	Score	RPI	S	Opponent	Score	RPI	S	Opponent	Score	RPI	S	Opponent	Score	
								63	H	Maine	51 63	106	H	Yale	55 58	
								76	A	Kansas	36 77	110	H	Drexel	44 60	
								91	A	Hartford	32 61	150	A	South Fla.	55 102	
												163	H	Stony Brook	61 67	
												178	H	Rhode Island	58 61	
												209	H	Holy Cross	40 65	
												223	H	Rider	54 49	
												244	A	Binghamton	58 57	
												254	H	Dartmouth	42 66	
												256	H	Albany (NY)	52 39	
												279	A	Canisius	46 67	
												297	A	UMass Lowell	51 54	
												312	A	NJIT	71 63	
												314	A	UMBC	58 44	
												324	H	Wagner	56 54	
												325	H	New Hampshire	69 60	
<hr/>																
LAST 12 Division I GAMES:																
314	A	UMBC	58 44	110	H	Drexel	44 60									
244	A	Binghamton	58 57	163	H	Stony Brook	61 67									
325	H	New Hampshire	69 60	297	A	UMass Lowell	51 54									
91	A	Hartford	32 61	76	A	Kansas	36 77									
63	H	Maine	51 63	279	A	Canisius	46 67									
256	H	Albany (NY)	52 39	150	A	South Fla.	55 102									

Non-Div I Games:

Norwich

78 28

Vermont

Average RPI Win:	151	WON-LOST	WINNING	LAST 10	STRENGTH OF	OPP. STRENGTH	TEAM	ADJ.	CONF.	ADJ CONF.
Average RPI Loss:	54	RECORD	PCT. RANK	GAMES	SCHEDULE	OF SCHEDULE	RPI	RPI	RPI	RPI
DIV. I ONLY	13- 7	88	5-5	50	51	46	46	6	6	
DIV. I NON-CONF.	9- 2	43	0- 0	99	66	25	25	4	4	

TOTALS	RPI 1-25	RPI 26-50	W-L RECORDS	RPI 51-100	RPI 101-150	RPI 150+				
13- 7	0- 2	0- 2	OVERALL	5- 3	3- 0	5- 0				
6- 3	0- 1	0- 2	HOME	2- 0	1- 0	3- 0				
7- 3	0- 1	0- 0	AWAY	3- 2	2- 0	2- 0				
0- 1	0- 0	0- 0	NEUTRAL	0- 1	0- 0	0- 0				
9- 2	0- 1	0- 0	NON-CONFERENCE	3- 1	2- 0	4- 0				
5- 0	0- 0	0- 0	HOME	2- 0	1- 0	2- 0				
4- 1	0- 1	0- 0	AWAY	1- 0	1- 0	2- 0				
0- 1	0- 0	0- 0	NEUTRAL	0- 1	0- 0	0- 0				
4- 5	0- 1	0- 2	CONFERENCE	2- 2	1- 0	1- 0				
1- 3	0- 1	0- 2	HOME	0- 0	0- 0	1- 0				
3- 2	0- 0	0- 0	AWAY	2- 2	1- 0	0- 0				
0- 0	0- 0	0- 0	NEUTRAL	0- 0	0- 0	0- 0				

RPI 1-25				RPI 26-50				Team's RPI: 46				RPI 51-100				RPI 101+			
RPI	S	Opponent	Score	RPI	S	Opponent	Score	RPI	S	Opponent	Score	RPI	S	Opponent	Score	RPI	S	Opponent	Score
12	H	Marquette	55 91	38	H	DePaul	59 66	79	N	Virginia Tech	59 61	122	A	St. John's (NY)	73 57				
17	A	UCF	56 71	45	H	Butler	55 63	81	H	Princeton	67 46	130	H	Georgia	62 56				
								83	A	Creighton	54 52	131	A	Lehigh	70 48				
								85	A	Providence	61 67	170	A	George Washington	60 45				
								87	A	Seton Hall	70 66	188	H	Xavier	75 71				
								91	H	Hartford	59 41	218	H	Temple	76 68				
								92	A	Penn	58 50	286	H	La Salle	81 68				
								100	A	Georgetown	63 68	287	A	Saint Joseph's	47 35				
LAST 12 Division I GAMES:																			
100	A	Georgetown	63 68	122	A	St. John's (NY)	73 57												
92	A	Penn	58 50	87	A	Seton Hall	70 66												
38	H	DePaul	59 66	188	H	Xavier	75 71												
12	H	Marquette	55 91	45	H	Butler	55 63												
85	A	Providence	61 67	130	H	Georgia	62 56												
83	A	Creighton	54 52	218	H	Temple	76 68												

Non-Div I Games:

Villanova

Average RPI Win:	157	WON-LOST	WINNING	LAST 10	STRENGTH OF	OPP. STRENGTH	TEAM	ADJ.	CONF.	ADJ CONF.
Average RPI Loss:	57	RECORD	PCT. RANK	GAMES	SCHEDULE	OF SCHEDULE	RPI	RPI	RPI	RPI
DIV. I ONLY	8- 12	229	4-6	11	42	103	103	1	1	
DIV. I NON-CONF.	6- 7	172	0- 0	28	82	117	117	1	1	

TOTALS	RPI 1-25	RPI 26-50	W-L RECORDS	RPI 51-100	RPI 101-150	RPI 150+				
8- 12	0- 7	0- 1	OVERALL	2- 1	3- 2	3- 1				
5- 7	0- 4	0- 0	HOME	1- 0	1- 2	3- 1				
2- 4	0- 3	0- 1	AWAY	1- 0	1- 0	0- 0				
1- 1	0- 0	0- 0	NEUTRAL	0- 1	1- 0	0- 0				
6- 7	0- 4	0- 0	NON-CONFERENCE	1- 1	2- 1	3- 1				
4- 4	0- 2	0- 0	HOME	0- 0	1- 1	3- 1				
1- 2	0- 2	0- 0	AWAY	1- 0	0- 0	0- 0				
1- 1	0- 0	0- 0	NEUTRAL	0- 1	1- 0	0- 0				
2- 5	0- 3	0- 1	CONFERENCE	1- 0	1- 1	0- 0				
1- 3	0- 2	0- 0	HOME	1- 0	0- 1	0- 0				
1- 2	0- 1	0- 1	AWAY	0- 0	1- 0	0- 0				
0- 0	0- 0	0- 0	NEUTRAL	0- 0	0- 0	0- 0				

RPI 1-25				RPI 26-50				RPI 51-100				RPI 101+ Team's RPI: 103			
RPI	S	Opponent	Score	RPI	S	Opponent	Score	RPI	S	Opponent	Score	RPI	S	Opponent	Score
4	A	Louisville	43 91	40	A	Clemson	65 71	66	A	Old Dominion	73 67	104	H	Wake Forest	42 52
6	H	NC State	38 66					79	H	Virginia Tech	62 58	108	A	Pittsburgh	74 57
10	H	Mississippi St.	44 72					98	N	Alabama	52 64	109	H	American	57 54
21	A	Michigan St.	66 91									126	H	Radford	44 57
22	A	Kentucky	51 63									150	N	South Fla.	74 67
23	H	Florida St.	61 63									164	H	Charlotte	65 61
24	H	Central Mich.	61 74									200	H	Saint Louis	65 67
												264	H	N.C. A&T	67 57
												313	H	Coppin St.	55 41

LAST 12 Division I GAMES:															
4	A	Louisville	43 91	104	H	Wake Forest	42 52								
6	H	NC State	38 66	108	A	Pittsburgh	74 57								
79	H	Virginia Tech	62 58	150	N	South Fla.	74 67								
40	A	Clemson	65 71	98	N	Alabama	52 64								
23	H	Florida St.	61 63	126	H	Radford	44 57								
164	H	Charlotte	65 61	109	H	American	57 54								

Non-Div I Games:

Virginia

Average RPI Win:	189	WON-LOST	WINNING	LAST 10	STRENGTH OF	OPP. STRENGTH	TEAM	ADJ.	CONF.	ADJ CONF.
Average RPI Loss:	29	RECORD	PCT. RANK	GAMES	SCHEDULE	OF SCHEDULE	RPI	RPI	RPI	RPI
DIV. I ONLY	13- 7	88	3-7	76	36	79	79	1	1	
DIV. I NON-CONF.	13- 0	1	0- 0	257	152	36	36	1	1	

TOTALS	RPI 1-25	RPI 26-50	W-L RECORDS	RPI 51-100	RPI 101-150	RPI 150+				
13- 7	1- 4	1- 2	OVERALL	1- 0	3- 1	7- 0				
8- 4	1- 3	0- 1	HOME	0- 0	2- 0	5- 0				
1- 3	0- 1	0- 1	AWAY	0- 0	0- 1	1- 0				
4- 0	0- 0	1- 0	NEUTRAL	1- 0	1- 0	1- 0				
13- 0	1- 0	1- 0	NON-CONFERENCE	1- 0	3- 0	7- 0				
8- 0	1- 0	0- 0	HOME	0- 0	2- 0	5- 0				
1- 0	0- 0	0- 0	AWAY	0- 0	0- 0	1- 0				
4- 0	0- 0	1- 0	NEUTRAL	1- 0	1- 0	1- 0				
0- 7	0- 4	0- 2	CONFERENCE	0- 0	0- 1	0- 0				
0- 4	0- 3	0- 1	HOME	0- 0	0- 0	0- 0				
0- 3	0- 1	0- 1	AWAY	0- 0	0- 1	0- 0				
0- 0	0- 0	0- 0	NEUTRAL	0- 0	0- 0	0- 0				

RPI 1-25				RPI 26-50				RPI 51-100				Team's RPI : 79				RPI 101+			
RPI	S	Opponent	Score	RPI	S	Opponent	Score	RPI	S	Opponent	Score	RPI	S	Opponent	Score	RPI	S	Opponent	Score
1	H	Notre Dame	51 80	26	A	Mi ami (FL)	61 68	93	N	Ohio St.	81 73	103	A	Vi rgi ni a	58 62				
6	A	NC State	61 70	33	H	North Carol ina	69 81					115	N	Dayton	69 57				
8	H	Syracuse	73 75	46	N	Vi ll anova	61 59					124	H	Chattanooga	74 59				
14	H	Rutgers	67 51									126	H	Radford	55 44				
23	H	Florida St.	54 56									230	H	Mt. St. Mary' s	83 51				
												234	A	Li berty	72 61				
												245	H	Monmouth	82 49				
												270	H	Ga. Southern	78 49				
												272	N	Richmond	85 57				
												341	H	USC Upstate	96 45				
												348	H	Longwood	93 39				
LAST 12 Division I GAMES:																			
6	A	NC State	61 70	23	H	Florida St.	54 56												
1	H	Notre Dame	51 80	33	H	North Carolina	69 81												
103	A	Virginia	58 62	93	N	Ohio St.	81 73												
8	H	Syracuse	73 75	115	N	Dayton	69 57												
26	A	Miami (FL)	61 68	230	H	Mt. St. Mary' s	83 51												
348	H	Longwood	93 39	126	H	Radford	55 44												

Non-Div I Games:

Virginia Tech

Average RPI Win: 304
Average RPI Loss: 223

WON-LOST
RECORD

WINNING
PCT. RANK

LAST 10
GAMES

STRENGTH OF
SCHEDULE

OPP. STRENGTH
OF SCHEDULE

TEAM
RPI

ADJ.
RPI

CONF.
RPI

ADJ CONF.
RPI

DIV. I ONLY	4- 14	305	4-6	280	349	324	324	31	31
DIV. I NON-CONF.	1- 9	326	0- 1	274	343	337	337	31	31

TOTALS	RPI 1-25	RPI 26-50	W-L RECORDS	RPI 51-100	RPI 101-150	RPI 150+			
4- 14	0- 0	0- 0	OVERALL	0- 1	0- 2	4- 11			
2- 4	0- 0	0- 0	HOME	0- 0	0- 1	2- 3			
2- 9	0- 0	0- 0	AWAY	0- 1	0- 1	2- 7			
0- 1	0- 0	0- 0	NEUTRAL	0- 0	0- 0	0- 1			
1- 9	0- 0	0- 0	NON-CONFERENCE	0- 1	0- 2	1- 6			
0- 3	0- 0	0- 0	HOME	0- 0	0- 1	0- 2			
1- 5	0- 0	0- 0	AWAY	0- 1	0- 1	1- 3			
0- 1	0- 0	0- 0	NEUTRAL	0- 0	0- 0	0- 1			
3- 5	0- 0	0- 0	CONFERENCE	0- 0	0- 0	3- 5			
2- 1	0- 0	0- 0	HOME	0- 0	0- 0	2- 1			
1- 4	0- 0	0- 0	AWAY	0- 0	0- 0	1- 4			
0- 0	0- 0	0- 0	NEUTRAL	0- 0	0- 0	0- 0			

RPI 1-25				RPI 26-50				RPI 51-100				RPI 101+				Team's RPI: 324	
RPI	S	Opponent	Score	RPI	S	Opponent	Score	RPI	S	Opponent	Score	RPI	S	Opponent	Score		
								87	A	Seton Hall	40	95	106	H	Yale	41	74
												144	A	Fordham	59	80	
												163	A	Stony Brook	45	70	
												222	A	Robert Morris	46	69	
												224	A	Sacred Heart	64	72	
												224	H	Sacred Heart	68	80	
												230	H	Mt. St. Mary's	92	76	
												241	A	Saint Francis (PA)	70	107	
												252	N	Siena	71	74	
												274	A	Vermont	54	56	
												275	A	St. Francis Brooklyn	61	76	
												283	H	Army West Point	46	61	
												296	A	Central Conn. St.	75	63	
												305	A	Saint Peter's	57	69	
												322	H	Lafayette	43	66	
												342	H	Fairleigh Dickinson	71	59	
												348	A	Longwood	86	60	
LAST 12 Division I GAMES:																	
222	A	Robert Morris	46	69	252	N	Siena	71	74								
224	A	Sacred Heart	64	72	241	A	Saint Francis (PA)	70	107								
230	H	Mt. St. Mary's	92	76	275	A	St. Francis Brooklyn	61	76								
342	H	Fairleigh Dickinson	71	59	163	A	Stony Brook	45	70								
224	H	Sacred Heart	68	80	283	H	Army West Point	46	61								
296	A	Central Conn. St.	75	63	305	A	Saint Peter's	57	69								

Non-Div I Games: Staten Island 86 59

Wagner

Wake Forest

Through Games Of Jan. 28, 2019

Average RPI Win:	174	WON-LOST	WINNING	LAST 10	STRENGTH OF	OPP. STRENGTH	TEAM	ADJ.	CONF.	ADJ CONF.
Average RPI Loss:	79	RECORD	PCT. RANK	GAMES	SCHEDULE	OF SCHEDULE	RPI	RPI	RPI	RPI
DIV. I ONLY	10- 10	169	4-6	29	88	104	104	1	1	
DIV. I NON-CONF.	9- 4	85	0- 0	66	304	79	79	1	1	

TOTALS	RPI 1-25	RPI 26-50	W-L RECORDS	RPI 51-100	RPI 101-150	RPI 150+				
10- 10	0- 2	1- 3	OVERALL	0- 2	3- 1	6- 2				
7- 5	0- 1	1- 2	HOME	0- 1	2- 0	4- 1				
2- 5	0- 1	0- 1	AWAY	0- 1	1- 1	1- 1				
1- 0	0- 0	0- 0	NEUTRAL	0- 0	0- 0	1- 0				
9- 4	0- 0	1- 1	NON-CONFERENCE	0- 0	2- 1	6- 2				
7- 2	0- 0	1- 1	HOME	0- 0	2- 0	4- 1				
1- 2	0- 0	0- 0	AWAY	0- 0	0- 1	1- 1				
1- 0	0- 0	0- 0	NEUTRAL	0- 0	0- 0	1- 0				
1- 6	0- 2	0- 2	CONFERENCE	0- 2	1- 0	0- 0				
0- 3	0- 1	0- 1	HOME	0- 1	0- 0	0- 0				
1- 3	0- 1	0- 1	AWAY	0- 1	1- 0	0- 0				
0- 0	0- 0	0- 0	NEUTRAL	0- 0	0- 0	0- 0				

RPI 1-25				RPI 26-50				RPI 51-100				RPI 101+ Team's RPI: 104			
RPI	S	Opponent	Score	RPI	S	Opponent	Score	RPI	S	Opponent	Score	RPI	S	Opponent	Score
1	A	Notre Dame	48 78	26	H	Miami (FL)	57 72	55	A	Duke	52 66	103	A	Virginia	52 42
4	H	Louisville	49 73	33	A	North Carolina	61 84	80	H	Boston College	64 65	118	H	Towson	60 53
				34	H	Indiana	73 87					122	H	St. John's (NY)	64 59
				47	H	James Madison	50 49					134	A	VCU	40 53
												164	A	Charlotte	69 43
												169	H	Mercer	69 54
												181	H	UMES	78 67
												188	H	Xavier	50 62
												231	A	East Carolina	61 70
												271	H	Norfolk St.	63 61
												272	H	Richmond	62 48
												293	N	South Carolina St.	58 44
LAST 12 Division I GAMES:															
4	H	Louisville	49 73	103	A	Virginia	52 42								
33	A	North Carolina	61 84	55	A	Duke	52 66								
1	A	Notre Dame	48 78	293	N	South Carolina St.	58 44								
80	H	Boston College	64 65	47	H	James Madison	50 49								
26	H	Miami (FL)	57 72	181	H	UMES	78 67								
271	H	Norfolk St.	63 61	164	A	Charlotte	69 43								

Non-Div I Games:

Wake Forest

Loss,
Non-Conf,
S Site,
H Home
A Away
N Neutral

Average RPI Win:	177	WON-LOST	WINNING	LAST 10	STRENGTH OF	OPP. STRENGTH	TEAM	ADJ.	CONF.	ADJ CONF.
Average RPI Loss:	51	RECORD	PCT. RANK	GAMES	SCHEDULE	OF SCHEDULE	RPI	RPI	RPI	RPI
DIV. I ONLY	8- 13	240	1-9	12	57	120	120	2	2	
DIV. I NON-CONF.	7- 5	132	0- 1	80	136	114	114	2	2	

TOTALS	RPI 1-25	RPI 26-50	W-L RECORDS	RPI 51-100	RPI 101-150	RPI 150+				
8- 13	0- 4	0- 4	OVERALL	2- 2	2- 3	4- 0				
6- 6	0- 2	0- 2	HOME	1- 1	2- 1	3- 0				
1- 5	0- 2	0- 2	AWAY	0- 0	0- 1	1- 0				
1- 2	0- 0	0- 0	NEUTRAL	1- 1	0- 1	0- 0				
7- 5	0- 1	0- 0	NON-CONFERENCE	2- 2	1- 2	4- 0				
5- 2	0- 1	0- 0	HOME	1- 1	1- 0	3- 0				
1- 1	0- 0	0- 0	AWAY	0- 0	0- 1	1- 0				
1- 2	0- 0	0- 0	NEUTRAL	1- 1	0- 1	0- 0				
1- 8	0- 3	0- 4	CONFERENCE	0- 0	1- 1	0- 0				
1- 4	0- 1	0- 2	HOME	0- 0	1- 1	0- 0				
0- 4	0- 2	0- 2	AWAY	0- 0	0- 0	0- 0				
0- 0	0- 0	0- 0	NEUTRAL	0- 0	0- 0	0- 0				

RPI	S	Opponent	Score
3	A	Stanford	54 91
5	A	Oregon	71 84
5	H	Oregon	57 76
10	H	Mississippi St.	56 103

RPI	S	Opponent	Score
28	A	California	70 79
29	H	Utah	43 58
41	A	Oregon St.	67 78
41	H	Oregon St.	39 86

RPI	S	Opponent	Score
55	N	Duke	71 64
61	H	Boise St.	69 73
72	N	Michigan	73 80
93	H	Ohio St.	69 59

RPI	S	Opponent	Score
105	H	Washington St.	76 79
117	A	Tulane	51 63
139	H	Colorado	68 58
141	H	Montana	69 54
144	N	Fordham	57 65
192	H	George Mason	81 52
214	H	Cal St. Fullerton	83 74
240	H	Northern Ariz.	81 59
339	A	Seattle U	69 58

LAST 12 Division I GAMES:

144	N	Fordham	57 65	61	H	Boise St.	69 73
5	H	Oregon	57 76	72	N	Michigan	73 80
41	H	Oregon St.	39 86	139	H	Colorado	68 58
28	A	California	70 79	41	A	Oregon St.	67 78
3	A	Stanford	54 91	5	A	Oregon	71 84
29	H	Utah	43 58	105	H	Washington St.	76 79

Non-Div I Games:

Washington

Average RPI Win:	162	WON-LOST	WINNING	LAST 10	STRENGTH OF	OPP. STRENGTH	TEAM	ADJ.	CONF.	ADJ CONF.
Average RPI Loss:	52	RECORD	PCT. RANK	GAMES	SCHEDULE	OF SCHEDULE	RPI	RPI	RPI	RPI
DIV. I ONLY	7- 13	253	3-7	4	43	105	105	2	2	
DIV. I NON-CONF.	5- 6	177	1- 0	72	79	161	161	2	2	

TOTALS	RPI 1-25	RPI 26-50	W-L RECORDS	RPI 51-100	RPI 101-150	RPI 150+				
7- 13	0- 4	0- 5	OVERALL	1- 2	3- 0	3- 2				
4- 6	0- 1	0- 3	HOME	1- 1	2- 0	1- 1				
1- 6	0- 3	0- 2	AWAY	0- 0	1- 0	0- 1				
2- 1	0- 0	0- 0	NEUTRAL	0- 1	0- 0	2- 0				
5- 6	0- 1	0- 1	NON-CONFERENCE	1- 2	1- 0	3- 2				
3- 3	0- 0	0- 1	HOME	1- 1	1- 0	1- 1				
0- 2	0- 1	0- 0	AWAY	0- 0	0- 0	0- 1				
2- 1	0- 0	0- 0	NEUTRAL	0- 1	0- 0	2- 0				
2- 7	0- 3	0- 4	CONFERENCE	0- 0	2- 0	0- 0				
1- 3	0- 1	0- 2	HOME	0- 0	1- 0	0- 0				
1- 4	0- 2	0- 2	AWAY	0- 0	1- 0	0- 0				
0- 0	0- 0	0- 0	NEUTRAL	0- 0	0- 0	0- 0				

RPI 1-25				RPI 26-50				RPI 51-100				RPI 101+				Team's RPI: 105
RPI	S	Opponent	Score	RPI	S	Opponent	Score	RPI	S	Opponent	Score	RPI	S	Opponent	Score	
3	A	Stanford	64 85	28	A	Cal i forn i a	63 77	61	H	Bo i se St.	95 71	101	H	Nebraska	87 84	
5	A	Oregon	58 98	29	H	Utah	68 72	74	H	UC Dav i s	62 75	120	A	Washi ngton	79 76	
5	H	Oregon	64 79	41	A	Oregon St.	69 76	76	N	Kansas	63 71	139	H	Col orado	74 48	
13	A	Gonzaga	53 76	41	H	Oregon St.	35 52					157	A	CSUN	52 65	
				48	H	Sai nt Mary' s (CA)	64 70					158	H	Utah St.	61 72	

LAST 12 Di v i s i o n I GAMES:																
41	H	Oregon St.	35 52	260	N	Wi chi ta St.	85 59									
5	H	Oregon	64 79	203	N	Jacksonville St.	64 51									
3	A	Stanford	64 85	5	A	Oregon	58 98									
28	A	Cal i forn i a	63 77	41	A	Oregon St.	69 76									
139	H	Col orado	74 48	120	A	Washi ngton	79 76									
29	H	Utah	68 72	76	N	Kansas	63 71									

Non-Di v I Games:

Washington St.

Loss,
Non-Conf,
S Site,
H Home
A Away
N Neutral

Average RPI Win:	229	WON-LOST	WINNING	LAST 10	STRENGTH OF	OPP. STRENGTH	TEAM	ADJ.	CONF.	ADJ CONF.
Average RPI Loss:	165	RECORD	PCT. RANK	GAMES	SCHEDULE	OF SCHEDULE	RPI	RPI	RPI	RPI
DIV. I ONLY	3- 15	322	1-9	242	161	308	308	16	16	
DIV. I NON-CONF.	2- 7	288	0- 0	275	195	305	305	12	12	

TOTALS	RPI 1-25	RPI 26-50	W-L RECORDS	RPI 51-100	RPI 101-150	RPI 150+				
3- 15	0- 0	0- 1	OVERALL	0- 1	1- 6	2- 7				
1- 8	0- 0	0- 0	HOME	0- 1	0- 5	1- 2				
2- 6	0- 0	0- 1	AWAY	0- 0	1- 0	1- 5				
0- 1	0- 0	0- 0	NEUTRAL	0- 0	0- 1	0- 0				
2- 7	0- 0	0- 1	NON-CONFERENCE	0- 0	0- 2	2- 4				
1- 2	0- 0	0- 0	HOME	0- 0	0- 1	1- 1				
1- 4	0- 0	0- 1	AWAY	0- 0	0- 0	1- 3				
0- 1	0- 0	0- 0	NEUTRAL	0- 0	0- 1	0- 0				
1- 8	0- 0	0- 0	CONFERENCE	0- 1	1- 4	0- 3				
0- 6	0- 0	0- 0	HOME	0- 1	0- 4	0- 1				
1- 2	0- 0	0- 0	AWAY	0- 0	1- 0	0- 2				
0- 0	0- 0	0- 0	NEUTRAL	0- 0	0- 0	0- 0				

RPI	S	Opponent	Score	RPI	S	Opponent	Score	RPI	S	Opponent	Score	RPI	S	Opponent	Score	Team's RPI: 308
29	A	Utah	56 77	95	H	Idaho St.	57 70	107	H	Idaho	74 79	113	A	Northern Colo.	55 54	
								134	N	VCU	36 64	140	H	Portland St.	59 77	
								141	H	Montana	60 72	146	H	Montana St.	59 66	
								149	H	Portland	73 89	153	A	Pepperdine	47 68	
								184	H	UC Riverside	39 71	189	H	Eastern Wash.	58 64	
								240	A	Northern Ariz.	64 74	248	A	Southern Utah	79 84	
								259	A	Utah Valley	59 65	263	A	UTSA	59 66	
								269	H	UTEP	68 63	304	A	Incarnate Word	72 64	

LAST 12 Division I GAMES:																
113	A	Northern Colo.	55 54	141	H	Montana	60 72									
140	H	Portland St.	59 77	146	H	Montana St.	59 66									
95	H	Idaho St.	57 70	189	H	Eastern Wash.	58 64									
248	A	Southern Utah	79 84	184	H	UC Riverside	39 71									
240	A	Northern Ariz.	64 74	259	A	Utah Valley	59 65									
107	H	Idaho	74 79	29	A	Utah	56 77									

Non-Div I Games: La Verne 105 43

Weber St.

Average RPI Loss: 27

DIV. I ONLY	15- 5	47	7-3	118	21	60	60	3	3
DIV. I NON-CONF.	9- 2	43	1- 0	333	84	177	177	3	3
TOTALS	RPI 1-25	RPI 26-50	W-L RECORDS	RPI 51-100	RPI 101-150	RPI 150+			
15- 5	1- 2	2- 2	OVERALL	1- 1	3- 0	8- 0			
11- 2	1- 0	1- 2	HOME	1- 0	1- 0	7- 0			
3- 2	0- 1	1- 0	AWAY	0- 1	2- 0	0- 0			
1- 1	0- 1	0- 0	NEUTRAL	0- 0	0- 0	1- 0			
9- 2	0- 1	0- 1	NON-CONFERENCE	0- 0	2- 0	7- 0			
7- 1	0- 0	0- 1	HOME	0- 0	1- 0	6- 0			
1- 0	0- 0	0- 0	AWAY	0- 0	1- 0	0- 0			
1- 1	0- 1	0- 0	NEUTRAL	0- 0	0- 0	1- 0			
6- 3	1- 1	2- 1	CONFERENCE	1- 1	1- 0	1- 0			
4- 1	1- 0	1- 1	HOME	1- 0	0- 0	1- 0			
2- 2	0- 1	1- 0	AWAY	0- 1	1- 0	0- 0			
0- 0	0- 0	0- 0	NEUTRAL	0- 0	0- 0	0- 0			

RPI 1-25				RPI 26-50				RPI 51-100				Team's RPI: 60				RPI 101+							
RPI	S	Opponent	Score	RPI	S	Opponent	Score	RPI	S	Opponent	Score	RPI	S	Opponent	Score	RPI	S	Opponent	Score				
2	A	Bayl or	47 79	31	A	Texas	64 58	59	A	TCU	48 62	108	A	Pi ttsburgh	77 43								
9	N	Iowa	81 84	31	H	Texas	58 70	82	H	Okl ahoma St.	67 58	118	H	Towson	90 43								
11	H	Iowa St.	73 64	36	H	Mi ssouri	51 68					136	A	Okl ahoma	66 55								
				43	H	Kansas St.	60 30					162	H	Texas Tech	68 65								
LAST 12 Division I GAMES:																							
				43	H	Kansas St.	60 30	311	N	Eastern Ky.	81 39												
				162	H	Texas Tech	68 65	31	A	Texas	64 58												
				2	A	Bayl or	47 79	31	H	Texas	58 70												
				11	H	Iowa St.	73 64	59	A	TCU	48 62												
				136	A	Okl ahoma	66 55	236	H	Ni agara	84 32												
				82	H	Okl ahoma St.	67 58	118	H	Towson	90 43												

Non-Div I Games:

West Virginia

Average RPI	Win:	310	WON-LOST	WINNING	LAST 10	STRENGTH OF	OPP. STRENGTH	TEAM	ADJ.	CONF.	ADJ CONF.
Average RPI	Loss:	209	RECORD	PCT. RANK	GAMES	SCHEDULE	OF SCHEDULE	RPI	RPI	RPI	RPI
DIV. I ONLY		2- 16		333	2-8	205	347	333	333	25	25
DIV. I NON-CONF.		2- 11		316	0- 0	157	344	306	306	25	25

TOTALS	RPI 1-25		RPI 26-50		W-L RECORDS	RPI 51-100		RPI 101-150		RPI 150+	
2- 16	0- 1		0- 1		OVERALL	0- 0		0- 2		2- 12	
1- 6	0- 0		0- 0		HOME	0- 0		0- 0		1- 6	
1- 9	0- 1		0- 1		AWAY	0- 0		0- 1		1- 6	
0- 1	0- 0		0- 0		NEUTRAL	0- 0		0- 1		0- 0	
2- 11	0- 1		0- 1		NON-CONFERENCE	0- 0		0- 2		2- 7	
1- 4	0- 0		0- 0		HOME	0- 0		0- 0		1- 4	
1- 6	0- 1		0- 1		AWAY	0- 0		0- 1		1- 3	
0- 1	0- 0		0- 0		NEUTRAL	0- 0		0- 1		0- 0	
0- 5	0- 0		0- 0		CONFERENCE	0- 0		0- 0		0- 5	
0- 2	0- 0		0- 0		HOME	0- 0		0- 0		0- 2	
0- 3	0- 0		0- 0		AWAY	0- 0		0- 0		0- 3	
0- 0	0- 0		0- 0		NEUTRAL	0- 0		0- 0		0- 0	

RPI	S	Opponent	Score	RPI	S	Opponent	Score	RPI	S	Opponent	Score	RPI	S	Opponent	Score	Team's RPI: 333
22	A	Kentucky	39	99	39	A	Georgi a Tech	49	84			123	A	Tennessee Tech	58	77
												147	N	North Ala.	66	89
												169	H	Mercer	67	69
												198	A	UNC Asheville	49	74
												205	A	Coastal Caro.	59	77
												235	H	Gardner-Webb	52	62
												238	A	Furman	55	65
												243	H	Samford	42	75
												258	H	Campbel l	37	63
												264	H	N. C. A&T	51	69
												277	A	Wofford	65	91
												278	A	Winthrop	65	57
												293	H	South Carolina St.	39	54
												312	A	NJIT	71	79
												316	A	UNC Greensboro	59	71
												341	H	USC Upstate	68	64

LAST 12 Division I GAMES:																
169	H	Mercer	67	69	316	A	UNC Greensboro	59	71							
238	A	Furman	55	65	243	H	Samford	42	75							
277	A	Wofford	65	91	22	A	Kentucky	39	99							
235	H	Gardner-Webb	52	62	341	H	USC Upstate	68	64							
293	H	South Carolina St.	39	54	264	H	N. C. A&T	51	69							
278	A	Winthrop	65	57	147	N	North Ala.	66	89							

Non-Div I Games: North Greenville 71 44 Young Harris 63 54

Western Caro.

■ Loss,
 ■ Non-Conf,
 ■ S Site,
 ■ Home
 ■ A Away
 N Neutral

Average RPI Win:	260	WON-LOST	WINNING	LAST 10	STRENGTH OF	OPP. STRENGTH	TEAM	ADJ.	CONF.	ADJ CONF.
Average RPI Loss:	129	RECORD	PCT. RANK	GAMES	SCHEDULE	OF SCHEDULE	RPI	RPI	RPI	RPI
DIV. I ONLY	6- 13	266	5-5	134	186	233	233	18	18	
DIV. I NON-CONF.	2- 9	297	0- 0	87	158	256	256	17	17	

TOTALS	RPI 1-25	RPI 26-50	W-L RECORDS	RPI 51-100	RPI 101-150	RPI 150+				
6- 13	0- 1	0- 5	OVERALL	0- 0	0- 1	6- 6				
4- 3	0- 1	0- 2	HOME	0- 0	0- 0	4- 0				
1- 7	0- 0	0- 3	AWAY	0- 0	0- 0	1- 4				
1- 3	0- 0	0- 0	NEUTRAL	0- 0	0- 1	1- 2				
2- 9	0- 1	0- 3	NON-CONFERENCE	0- 0	0- 1	2- 4				
1- 2	0- 1	0- 1	HOME	0- 0	0- 0	1- 0				
0- 4	0- 0	0- 2	AWAY	0- 0	0- 0	0- 2				
1- 3	0- 0	0- 0	NEUTRAL	0- 0	0- 1	1- 2				
4- 4	0- 0	0- 2	CONFERENCE	0- 0	0- 0	4- 2				
3- 1	0- 0	0- 1	HOME	0- 0	0- 0	3- 0				
1- 3	0- 0	0- 1	AWAY	0- 0	0- 0	1- 2				
0- 0	0- 0	0- 0	NEUTRAL	0- 0	0- 0	0- 0				

RPI 1-25				RPI 26-50				RPI 51-100				RPI 101+ Team's RPI: 233			
RPI	S	Opponent	Score	RPI	S	Opponent	Score	RPI	S	Opponent	Score	RPI	S	Opponent	Score
16	H	Drake	71 98	27	A	Purdue	60 81					111	N	Northern Ill.	61 86
				32	A	South Dakota	49 92					151	A	Bradley	68 82
				35	H	South Dakota St.	84 93					165	H	Denver	87 78
				36	H	Missouri	64 89					174	A	Oral Roberts	64 68
				45	A	Butler	51 92					204	A	Southeast Mo. St.	71 81
												215	A	North Dakota	92 80
												238	N	Furman	85 78
												268	N	Eastern Ill.	62 64
												269	N	UTEP	72 84
												300	H	Austin Peay	77 72
												307	A	North Dakota St.	60 68
												310	H	Omaha	78 70
												334	H	Purdue Fort Wayne	73 59

LAST 12 Division I GAMES:															
				310	H	Omaha	78 70	32	A	South Dakota	49 92				
				215	A	North Dakota	92 80	334	H	Purdue Fort Wayne	73 59				
				307	A	North Dakota St.	60 68	238	N	Furman	85 78				
				174	A	Oral Roberts	64 68	269	N	UTEP	72 84				
				165	H	Denver	87 78	111	N	Northern Ill.	61 86				
				35	H	South Dakota St.	84 93	268	N	Eastern Ill.	62 64				

Non-Div I Games: MacMurray 136 39 William Woods 81 73

Western III.

■ Loss,
■ Non-Conf,
■ S Site,
■ H Home
■ A Away
N Neutral

Average RPI Win: 204

Average RPI Loss: 66

WON-LOST
RECORDWINNING
PCT. RANKLAST 10
GAMESSTRENGTH OF
SCHEDULEOPP. STRENGTH
OF SCHEDULETEAM
RPIADJ.
RPICONF.
RPIADJ CONF.
RPIDIV. I ONLY
DIV. I NON-CONF.10- 9
4- 8157
2417-3
0- 177
3330
4121
125121
12515
1815
18

TOTALS

RPI 1-25

RPI 26-50

W-L RECORDS

RPI 51-100

RPI 101-150

RPI 150+

10- 9

0- 5

0- 1

OVERALL

2- 0

1- 1

7- 2

6- 4

0- 2

0- 0

HOME

1- 0

1- 0

4- 2

3- 3

0- 2

0- 0

AWAY

1- 0

0- 1

2- 0

1- 2

0- 1

0- 1

NEUTRAL

0- 0

0- 0

1- 0

4- 8

0- 5

0- 1

NON-CONFERENCE

1- 0

0- 1

3- 1

2- 3

0- 2

0- 0

HOME

0- 0

0- 0

2- 1

1- 3

0- 2

0- 0

AWAY

1- 0

0- 1

0- 0

1- 2

0- 1

0- 1

NEUTRAL

0- 0

0- 0

1- 0

6- 1

0- 0

0- 0

CONFERENCE

1- 0

1- 0

4- 1

4- 1

0- 0

0- 0

HOME

1- 0

1- 0

2- 1

2- 0

0- 0

0- 0

AWAY

0- 0

0- 0

2- 0

0- 0

0- 0

0- 0

NEUTRAL

0- 0

0- 0

0- 0

RPI 1-25

RPI 26-50

RPI 51-100

RPI 101+

Team's RPI: 121

RPI	S	Opponent	Score
1	A	Notre Dame	53 94
4	H	Louisville	80 102
9	H	Iowa	67 104
13	N	Gonzaga	55 76
24	A	Central Mich.	90 108

RPI	S	Opponent	Score
41	N	Oregon St.	60 74

RPI	S	Opponent	Score
66	H	Old Domini on	75 60
77	A	Little Rock	68 56

RPI	S	Opponent	Score
136	A	Oklahoma	83 90
143	H	Louisiana Tech	81 76
160	H	Southern Ill.	83 76
164	H	Charlotte	76 58
175	H	Southern Miss.	56 69
194	H	Ball St.	83 86
249	H	Marshall	85 55
257	N	ETSU	82 68
281	A	Fla. Atlantic	81 50
320	A	FIU	94 82
321	H	Morgan St.	90 43

LAST 12 Division I GAMES:

143	H	Louisiana Tech	81 76	13	N	Gonzaga	55 76
175	H	Southern Miss.	56 69	257	N	ETSU	82 68
281	A	Fla. Atlantic	81 50	164	H	Charlotte	76 58
320	A	FIU	94 82	1	A	Notre Dame	53 94
249	H	Marshall	85 55	194	H	Ball St.	83 86
66	H	Old Domini on	75 60	77	A	Little Rock	68 56

Non-Div I Games:

Union (TN)

77 65

Belarmine

95 57

Western Ky.

Loss,
 Non-Conf, S Site,
 H Home
A Away
 N Neutral

Average RPI	Win:	290	WON-LOST	WINNING	LAST 10	STRENGTH OF	OPP. STRENGTH	TEAM	ADJ.	CONF.	ADJ CONF.
Average RPI	Loss:	147	RECORD	PCT. RANK	GAMES	SCHEDULE	OF SCHEDULE	RPI	RPI	RPI	RPI
DIV. I ONLY		7- 9		210	5-5	328	191	280	280	8	8
DIV. I NON-CONF.		5- 5		162	0- 0	349	256	329	329	8	8

TOTALS	RPI 1-25		RPI 26-50		W-L RECORDS	RPI 51-100		RPI 101-150		RPI 150+	
7- 9	0- 0		0- 1		OVERALL	0- 2		0- 0		7- 6	
2- 6	0- 0		0- 1		HOME	0- 2		0- 0		2- 3	
4- 2	0- 0		0- 0		AWAY	0- 0		0- 0		4- 2	
1- 1	0- 0		0- 0		NEUTRAL	0- 0		0- 0		1- 1	
5- 5	0- 0		0- 0		NON-CONFERENCE	0- 1		0- 0		5- 4	
2- 3	0- 0		0- 0		HOME	0- 1		0- 0		2- 2	
2- 1	0- 0		0- 0		AWAY	0- 0		0- 0		2- 1	
1- 1	0- 0		0- 0		NEUTRAL	0- 0		0- 0		1- 1	
2- 4	0- 0		0- 1		CONFERENCE	0- 1		0- 0		2- 2	
0- 3	0- 0		0- 1		HOME	0- 1		0- 0		0- 1	
2- 1	0- 0		0- 0		AWAY	0- 0		0- 0		2- 1	
0- 0	0- 0		0- 0		NEUTRAL	0- 0		0- 0		0- 0	

RPI	S	Opponent	Score	RPI	S	Opponent	Score	RPI	S	Opponent	Score	RPI	S	Opponent	Score
				30	H	Buffalo	59 61	72	H	Michigan	42 79	155	H	Akron	59 72
								86	H	Toledo	57 80	171	H	New Mexico St.	54 66
												179	A	Eastern Mich.	61 64
												194	A	Ball St.	65 62
												197	A	Ole Miss	66 69
												215	N	North Dakota	50 62
												221	H	Loyola Chicago	53 64
												229	A	Bowling Green	84 82
												281	A	Fla. Atlantic	69 59
												311	H	Eastern Ky.	64 53
												332	A	Detroit Mercy	54 44
												334	H	Purdue Fort Wayne	69 61
												349	N	Florida A&M	69 50

Team's RPI: 280															
LAST 12 Division I GAMES:															
				86	H	Toledo	57 80	194	A	Ball St.	65 62				
				179	A	Eastern Mich.	61 64	30	H	Buffalo	59 61				
				155	H	Akron	59 72	281	A	Fla. Atlantic	69 59				
				229	A	Bowling Green	84 82	332	A	Detroit Mercy	54 44				
				349	N	Florida A&M	69 50	221	H	Loyola Chicago	53 64				
				215	N	North Dakota	50 62	311	H	Eastern Ky.	64 53				

Non-Div I Games: Saginaw Valley 75 51

Western Mich.

Average RPI Win:	223	WON-LOST	WINNING	LAST 10	STRENGTH OF	OPP. STRENGTH	TEAM	ADJ.	CONF.	ADJ CONF.
Average RPI Loss:	124	RECORD	PCT. RANK	GAMES	SCHEDULE	OF SCHEDULE	RPI	RPI	RPI	RPI
DIV. I ONLY	8- 11	218	3-7	200	154	260	260	9	9	
DIV. I NON-CONF.	7- 6	153	0- 1	225	184	243	243	9	9	

TOTALS	RPI 1-25	RPI 26-50	W-L RECORDS	RPI 51-100	RPI 101-150	RPI 150+				
8- 11	0- 0	0- 1	OVERALL	0- 4	3- 3	5- 3				
7- 5	0- 0	0- 0	HOME	0- 3	2- 1	5- 1				
1- 3	0- 0	0- 0	AWAY	0- 0	1- 1	0- 2				
0- 3	0- 0	0- 1	NEUTRAL	0- 1	0- 1	0- 0				
7- 6	0- 0	0- 1	NON-CONFERENCE	0- 3	2- 2	5- 0				
7- 3	0- 0	0- 0	HOME	0- 2	2- 1	5- 0				
0- 0	0- 0	0- 0	AWAY	0- 0	0- 0	0- 0				
0- 3	0- 0	0- 1	NEUTRAL	0- 1	0- 1	0- 0				
1- 5	0- 0	0- 0	CONFERENCE	0- 1	1- 1	0- 3				
0- 2	0- 0	0- 0	HOME	0- 1	0- 0	0- 1				
1- 3	0- 0	0- 0	AWAY	0- 0	1- 1	0- 2				
0- 0	0- 0	0- 0	NEUTRAL	0- 0	0- 0	0- 0				

RPI S Opponent	Score	RPI S Opponent	Score	RPI S Opponent	Score	RPI S Opponent	Score
		32 N South Dakota	64 73	64 N Northwestern	43 65	102 H Missouri St.	63 60
				82 H Oklahoma St.	47 60	105 N Washington St.	59 85
				83 H Creighton	71 83	117 A Tulane	62 44
				97 H Houston	58 66	123 H Tennessee Tech	45 55
						138 A Tulsa	49 63
						143 H Louisiana Tech	70 56
						177 H Grambling	70 61
						196 A SMU	50 78
						216 H Sam Houston St.	63 55
						217 H Memphis	50 71
						231 A East Carolina	56 78
						340 H Houston Baptist	68 50
						343 H Savannah St.	66 50
						344 H Ark.-Pine Bluff	76 39
LAST 12 Division I GAMES:							
97 H Houston	58 66	105 N Washington St.	59 85	117 A Tulane	62 44		
196 A SMU	50 78	64 N Northwestern	43 65				
217 H Memphis	50 71	177 H Grambling	70 61				
231 A East Carolina	56 78	83 H Creighton	71 83				
138 A Tulsa	49 63	123 H Tennessee Tech	45 55				
343 H Savannah St.	66 50						

Non-Div I Games:

Wichita St.

Average RPI Win:	224	WON-LOST	WINNING	LAST 10	STRENGTH OF	OPP. STRENGTH	TEAM	ADJ.	CONF.	ADJ CONF.
Average RPI Loss:	118	RECORD	PCT. RANK	GAMES	SCHEDULE	OF SCHEDULE	RPI	RPI	RPI	RPI
DIV. I ONLY	11- 7	112	6-4	172	232	129	129	10	10	
DIV. I NON-CONF.	7- 4	109	0- 0	201	284	127	127	11	11	

TOTALS	RPI 1-25	RPI 26-50	W-L RECORDS	RPI 51-100	RPI 101-150	RPI 150+				
11- 7	0- 0	0- 1	OVERALL	0- 3	2- 2	9- 1				
6- 2	0- 0	0- 0	HOME	0- 0	1- 1	5- 1				
5- 5	0- 0	0- 1	AWAY	0- 3	1- 1	4- 0				
0- 0	0- 0	0- 0	NEUTRAL	0- 0	0- 0	0- 0				
7- 4	0- 0	0- 0	NON-CONFERENCE	0- 2	0- 2	7- 0				
4- 1	0- 0	0- 0	HOME	0- 0	0- 1	4- 0				
3- 3	0- 0	0- 0	AWAY	0- 2	0- 1	3- 0				
0- 0	0- 0	0- 0	NEUTRAL	0- 0	0- 0	0- 0				
4- 3	0- 0	0- 1	CONFERENCE	0- 1	2- 0	2- 1				
2- 1	0- 0	0- 0	HOME	0- 0	1- 0	1- 1				
2- 2	0- 0	0- 1	AWAY	0- 1	1- 0	1- 0				
0- 0	0- 0	0- 0	NEUTRAL	0- 0	0- 0	0- 0				

RPI 1-25				RPI 26-50				RPI 51-100				RPI 101+ Team's RPI: 129			
RPI	S	Opponent	Score	RPI	S	Opponent	Score	RPI	S	Opponent	Score	RPI	S	Opponent	Score
				47	A	James Madison	48 65	66	A	Old Dominion	69 83	118	A	Towson	80 69
								69	A	Northeastern	74 88	128	A	Davidson	65 76
								91	A	Hartford	45 50	134	H	VCU	55 72
												136	H	UNCW	70 64
												170	H	George Washington	73 59
												190	H	Elon	65 60
												226	A	Hofstra	60 55
												231	H	East Carolina	63 43
												242	H	Howard	88 75
												271	A	Norfolk St.	55 44
												272	H	Richmond	65 55
												292	H	Col. of Charleston	54 66
												299	A	Loyola Maryland	65 49
												309	A	Fairfield	60 54
LAST 12 Division I GAMES:															
190	H	Elon	65 60	118	A	Towson	80 69								
292	H	Col. of Charleston	54 66	47	A	James Madison	48 65								
136	H	UNCW	70 64	271	A	Norfolk St.	55 44								
69	A	Northeastern	74 88	66	A	Old Dominion	69 83								
226	A	Hofstra	60 55	272	H	Richmond	65 55								
170	H	George Washington	73 59	309	A	Fairfield	60 54								

Non-Div I Games:

William & Mary

Average RPI Win:	292	WON-LOST	WINNING	LAST 10	STRENGTH OF	OPP. STRENGTH	TEAM	ADJ.	CONF.	ADJ CONF.
Average RPI Loss:	209	RECORD	PCT. RANK	GAMES	SCHEDULE	OF SCHEDULE	RPI	RPI	RPI	RPI
DIV. I ONLY	9- 9	169	5-5	339	337	278	278	28	28	
DIV. I NON-CONF.	4- 6	212	0- 0	324	323	279	279	29	29	

TOTALS	RPI 1-25	RPI 26-50	W-L RECORDS	RPI 51-100	RPI 101-150	RPI 150+				
9- 9	0- 0	0- 1	OVERALL	0- 0	0- 2	9- 6				
5- 3	0- 0	0- 0	HOME	0- 0	0- 0	5- 3				
4- 6	0- 0	0- 1	AWAY	0- 0	0- 2	4- 3				
0- 0	0- 0	0- 0	NEUTRAL	0- 0	0- 0	0- 0				
4- 6	0- 0	0- 1	NON-CONFERENCE	0- 0	0- 1	4- 4				
2- 1	0- 0	0- 0	HOME	0- 0	0- 0	2- 1				
2- 5	0- 0	0- 1	AWAY	0- 0	0- 1	2- 3				
0- 0	0- 0	0- 0	NEUTRAL	0- 0	0- 0	0- 0				
5- 3	0- 0	0- 0	CONFERENCE	0- 0	0- 1	5- 2				
3- 2	0- 0	0- 0	HOME	0- 0	0- 0	3- 2				
2- 1	0- 0	0- 0	AWAY	0- 0	0- 1	2- 0				
0- 0	0- 0	0- 0	NEUTRAL	0- 0	0- 0	0- 0				

RPI 1-25				RPI 26-50				RPI 51-100				RPI 101+ Team's RPI: 278			
RPI	S	Opponent	Score	RPI	S	Opponent	Score	RPI	S	Opponent	Score	RPI	S	Opponent	Score
				47	A	James Madison	39 56					126	A	Radford	49 70
												130	A	Georgia	39 85
												172	A	Wisconsin	41 76
												187	H	Hampton	63 84
												190	H	Elon	58 57
												235	A	Gardner-Webb	64 62
												258	A	Campbell	59 46
												270	A	Ga. Southern	55 64
												277	A	Wofford	53 70
												292	A	Col. of Charleston	71 64
												293	A	South Carolina St.	58 50
												327	H	Presbyterian	55 52
												333	H	Western Caro.	57 65
												336	H	Charleston So.	57 52
												341	H	USC Upstate	50 76
												345	H	N.C. Central	66 41
												348	H	Longwood	77 69
LAST 12 Division I GAMES:															
				235	A	Gardner-Webb	64 62					327	H	Presbyterian	55 52
				258	A	Campbell	59 46					187	H	Hampton	63 84
				126	A	Radford	49 70					333	H	Western Caro.	57 65
				341	H	USC Upstate	50 76					270	A	Ga. Southern	55 64
				336	H	Charleston So.	57 52					190	H	Elon	58 57
				348	H	Longwood	77 69					293	A	South Carolina St.	58 50

Non-Div I Games: Newberry

63 67

Winthrop

W
i
s
c
o
n
s
i
n

Wisconsin				Through Games Of Jan. 28, 2019							
Average RPI	Win:	214	WON-LOST	WINNING	LAST 10	STRENGTH OF	OPP. STRENGTH	TEAM	ADJ.	CONF.	ADJ CONF.
Average RPI	Loss:	78	RECORD	PCT. RANK	GAMES	SCHEDULE	OF SCHEDULE	RPI	RPI	RPI	RPI
DIV. I ONLY			11- 10	166	3-7	165	82	172	172	4	4
DIV. I NON-CONF.			9- 3	61	0- 0	294	200	160	160	5	5

TOTALS	RPI 1-25			RPI 26-50		W-L RECORDS	RPI 51-100	RPI 101-150		RPI 150+	
11- 10	0- 1			1- 2		OVERALL	0- 5	3- 2		7- 0	
8- 4	0- 0			1- 1		HOME	0- 2	2- 1		5- 0	
1- 5	0- 1			0- 0		AWAY	0- 3	0- 1		1- 0	
2- 1	0- 0			0- 1		NEUTRAL	0- 0	1- 0		1- 0	
9- 3	0- 0			0- 1		NON-CONFERENCE	0- 2	2- 0		7- 0	
6- 1	0- 0			0- 0		HOME	0- 1	1- 0		5- 0	
1- 1	0- 0			0- 0		AWAY	0- 1	0- 0		1- 0	
2- 1	0- 0			0- 1		NEUTRAL	0- 0	1- 0		1- 0	
2- 7	0- 1			1- 1		CONFERENCE	0- 3	1- 2		0- 0	
2- 3	0- 0			1- 1		HOME	0- 1	1- 1		0- 0	
0- 4	0- 1			0- 0		AWAY	0- 2	0- 1		0- 0	
0- 0	0- 0			0- 0		NEUTRAL	0- 0	0- 0		0- 0	

RPI 1-25				RPI 26-50				RPI 51-100				RPI 101+ Team's RPI: 172			
RPI	S	Opponent	Score	RPI	S	Opponent	Score	RPI	S	Opponent	Score	RPI	S	Opponent	Score
9	A	Iowa	53 71	27	H	Purdue	76 69	55	H	Duke	53 60	101	H	Nebraska	70 69
				34	H	Indiana	68 75	64	A	Northwestern	46 72	108	N	Pittsburgh	57 42
				50	N	Arkansas	68 69	75	A	Green Bay	46 55	119	H	IUPUI	65 64
								99	A	Penn St.	64 71	148	A	Minnesota	56 74
								99	H	Penn St.	59 65	148	H	Minnesota	50 78
												193	A	Milwaukee	68 57
												249	H	Marshall	67 49
												278	H	Winthrop	76 41
												290	N	Tennessee St.	58 53
												307	H	North Dakota St.	64 53
												337	H	Evansville	96 60
												346	H	Chicago St.	85 38

LAST 12 Division I GAMES:															
64	A	Northwestern	46 72	101	H	Nebraska	70 69	99	H	Penn St.	59 65	148	A	Minnesota	56 74
148	H	Minnesota	50 78	99	H	Penn St.	59 65	148	A	Minnesota	56 74	290	N	Tennessee St.	58 53
34	H	Indiana	68 75	148	A	Minnesota	56 74	337	H	Evansville	96 60	346	H	Chicago St.	85 38
9	A	Iowa	53 71	337	H	Evansville	96 60	346	H	Chicago St.	85 38	75	A	Green Bay	46 55
99	A	Penn St.	64 71	346	H	Chicago St.	85 38	75	A	Green Bay	46 55				
27	H	Purdue	76 69	75	A	Green Bay	46 55								

Non-Div I Games:

Wisconsin

W
i
s
c
o
n
s
i
n

Average RPI Win:	296	WON-LOST	WINNING	LAST 10	STRENGTH OF	OPP. STRENGTH	TEAM	ADJ.	CONF.	ADJ CONF.
Average RPI Loss:	186	RECORD	PCT. RANK	GAMES	SCHEDULE	OF SCHEDULE	RPI	RPI	RPI	RPI
DIV. I ONLY	7- 10	225	4-6	337	236	277	277	25	25	
DIV. I NON-CONF.	5- 7	206	0- 0	310	277	247	247	25	25	

TOTALS	RPI 1-25	RPI 26-50	W-L RECORDS	RPI 51-100	RPI 101-150	RPI 150+				
7- 10	0- 0	0- 2	OVERALL	0- 0	0- 2	7- 6				
5- 0	0- 0	0- 0	HOME	0- 0	0- 0	5- 0				
2- 10	0- 0	0- 2	AWAY	0- 0	0- 2	2- 6				
0- 0	0- 0	0- 0	NEUTRAL	0- 0	0- 0	0- 0				
5- 7	0- 0	0- 2	NON-CONFERENCE	0- 0	0- 1	5- 4				
3- 0	0- 0	0- 0	HOME	0- 0	0- 0	3- 0				
2- 7	0- 0	0- 2	AWAY	0- 0	0- 1	2- 4				
0- 0	0- 0	0- 0	NEUTRAL	0- 0	0- 0	0- 0				
2- 3	0- 0	0- 0	CONFERENCE	0- 0	0- 1	2- 2				
2- 0	0- 0	0- 0	HOME	0- 0	0- 0	2- 0				
0- 3	0- 0	0- 0	AWAY	0- 0	0- 1	0- 2				
0- 0	0- 0	0- 0	NEUTRAL	0- 0	0- 0	0- 0				

RPI 1-25				RPI 26-50				RPI 51-100				RPI 101+ Team's RPI: 277			
RPI	S	Opponent	Score	RPI	S	Opponent	Score	RPI	S	Opponent	Score	RPI	S	Opponent	Score
				39	A	Georgi a Tech	40 81					124	A	Chattanooga	82 89
				40	A	Cl emson	77 85					127	A	Appal achi an St.	70 94
												164	A	Charl otte	63 85
												198	A	UNC Asheville	46 60
												235	H	Gardner-Webb	59 53
												238	A	Furman	50 63
												257	A	ETSU	79 92
												270	A	Ga. Southern	81 65
												278	H	Winthrop	70 53
												292	H	Col. of Charleston	78 58
												316	H	UNC Greensboro	93 66
												327	A	Presbyteri an	50 61
												333	H	Western Caro.	91 65
												345	A	N. C. Central	59 66
												348	A	Longwood	101 72
LAST 12 Division I GAMES:															
				124	A	Chattanooga	82 89	238	A	Furman	50 63				
				316	H	UNC Greensboro	93 66	257	A	ETSU	79 92				
				333	H	Western Caro.	91 65	348	A	Longwood	101 72				
				39	A	Georgi a Tech	40 81	235	H	Gardner-Webb	59 53				
				127	A	Appal achi an St.	70 94	198	A	UNC Asheville	46 60				
				345	A	N. C. Central	59 66	278	H	Winthrop	70 53				

Non-Div I Games: Warren Wilson 107 30 Southern Wesleyan 110 47 Brevard 106 52

Wofford

Average RPI Win:	219	WON-LOST	WINNING	LAST 10	STRENGTH OF	OPP. STRENGTH	TEAM	ADJ.	CONF.	ADJ CONF.
Average RPI Loss:	131	RECORD	PCT. RANK	GAMES	SCHEDULE	OF SCHEDULE	RPI	RPI	RPI	RPI

DIV. I ONLY	15- 5	47	8-2	235	209	90	90	20	20
DIV. I NON-CONF.	7- 4	109	0- 0	129	212	78	78	19	19
TOTALS	RPI 1-25	RPI 26-50	W-L RECORDS	RPI 51-100	RPI 101-150	RPI 150+			
15- 5	0- 1	0- 0	OVERALL	2- 1	2- 1	11- 2			
5- 1	0- 0	0- 0	HOME	2- 1	0- 0	3- 0			
6- 4	0- 1	0- 0	AWAY	0- 0	1- 1	5- 2			
4- 0	0- 0	0- 0	NEUTRAL	0- 0	1- 0	3- 0			
7- 4	0- 1	0- 0	NON-CONFERENCE	1- 1	1- 0	5- 2			
1- 1	0- 0	0- 0	HOME	1- 1	0- 0	0- 0			
2- 3	0- 1	0- 0	AWAY	0- 0	0- 0	2- 2			
4- 0	0- 0	0- 0	NEUTRAL	0- 0	1- 0	3- 0			
8- 1	0- 0	0- 0	CONFERENCE	1- 0	1- 1	6- 0			
4- 0	0- 0	0- 0	HOME	1- 0	0- 0	3- 0			
4- 1	0- 0	0- 0	AWAY	0- 0	1- 1	3- 0			
0- 0	0- 0	0- 0	NEUTRAL	0- 0	0- 0	0- 0			

RPI S Opponent Score	RPI S Opponent Score	RPI S Opponent Score	RPI S Opponent Score
21 A Michigan St. 68 84		70 H Belmont 63 79	110 N Drexel 71 63
		75 H Green Bay 85 67	114 A Youngstown St. 68 83
		89 H Kent St. 61 55	119 A IUPUI 78 75
			154 N Mari st 76 60
			164 A Charl otte 85 88
			193 H Mil waukee 61 57
			210 A UNLV 68 52
			226 N Hofstra 93 64
			262 N Stetson 57 44
			266 A Clevel and St. 70 65
			284 A CSU Bakersfi eld 74 76
			288 A Northern Ky. 61 55
			302 H Oakl and 69 58
			330 A Manhattan 60 44
			332 H Detroi t Mercy 78 59
			335 A UIC 79 46
LAST 12 Division I GAMES:			
266 A Clevel and St. 70 65	332 H Detroi t Mercy 78 59		
114 A Youngstown St. 68 83	302 H Oakl and 69 58		
288 A Northern Ky. 61 55	119 A IUPUI 78 75		
193 H Mil waukee 61 57	164 A Charl otte 85 88		
75 H Green Bay 85 67	330 A Manhattan 60 44		
335 A UIC 79 46	110 N Drexel 71 63		

Non-Div I Games: Kentucky St. 83 53

Wright St.

W
Y
o
m
i
n
g

Wyoming					Through Games Of Jan. 28, 2019									
Average RPI Win:		162	WON-LOST RECORD		WINNING PCT. RANK	LAST 10 GAMES		STRENGTH OF SCHEDULE	OPP. STRENGTH OF SCHEDULE	TEAM RPI	ADJ. RPI	CONF. RPI	ADJ CONF. RPI	
Average RPI Loss:		77												
DIV. I ONLY			9- 5		105	7-3		54	121	58	58	14	14	
DIV. I NON-CONF.			5- 2		82	0- 0		35	60	24	24	13	13	

TOTALS		RPI 1-25	RPI 26-50		W-L RECORDS		RPI 51-100	RPI 101-150		RPI 150+				
9- 5		0- 0	1- 2		OVERALL		1- 2	2- 0		5- 1				
7- 1		0- 0	1- 1		HOME		1- 0	2- 0		3- 0				
1- 4		0- 0	0- 1		AWAY		0- 2	0- 0		1- 1				
1- 0		0- 0	0- 0		NEUTRAL		0- 0	0- 0		1- 0				
5- 2		0- 0	1- 1		NON-CONFERENCE		0- 1	2- 0		2- 0				
4- 0		0- 0	1- 0		HOME		0- 0	2- 0		1- 0				
0- 2		0- 0	0- 1		AWAY		0- 1	0- 0		0- 0				
1- 0		0- 0	0- 0		NEUTRAL		0- 0	0- 0		1- 0				
4- 3		0- 0	0- 1		CONFERENCE		1- 1	0- 0		3- 1				
3- 1		0- 0	0- 1		HOME		1- 0	0- 0		2- 0				
1- 2		0- 0	0- 0		AWAY		0- 1	0- 0		1- 1				
0- 0		0- 0	0- 0		NEUTRAL		0- 0	0- 0		0- 0				

RPI 1-25		RPI 26-50		RPI 51-100		Team's RPI: 58		RPI 101+						
RPI S	Opponent	Score	RPI S	Opponent	Score	RPI S	Opponent	Score	RPI S	Opponent	Score			
35	H South Dakota St.	77 70	61	A Boise St.	64 72	107	H Idaho	64 61	146	H Montana St.	66 58			
44	H New Mexico	75 78	61	H Boise St.	64 52	158	A Utah St.	42 50	165	H Denver	78 74			
48	A Saint Mary's (CA)	84 90	73	A Pacific	64 70	183	N North Texas	53 49	210	H UNLV	90 62			
												220	H San Diego St.	87 45
												328	A San Jose St.	70 56

LAST 12 Division I GAMES:														
44	H New Mexico	75 78	61	H Boise St.	64 52									
158	A Utah St.	42 50	328	A San Jose St.	70 56									
220	H San Diego St.	87 45	107	H Idaho	64 61									
210	H UNLV	90 62	165	H Denver	78 74									
61	A Boise St.	64 72	146	H Montana St.	66 58									
35	H South Dakota St.	77 70	73	A Pacific	64 70									

Non-Div I Games: Chadron St. 80 33 UC-Col o. Springs 98 37														

Wyoming														

Loss, Non-Conf, S Site, H Home A Away N Neutral

Page 348

Average RPI Win:	226	WON-LOST	WINNING	LAST 10	STRENGTH OF	OPP. STRENGTH	TEAM	ADJ.	CONF.	ADJ CONF.
Average RPI Loss:	78	RECORD	PCT. RANK	GAMES	SCHEDULE	OF SCHEDULE	RPI	RPI	RPI	RPI
DIV. I ONLY	10- 10	169	2-8	132	113	188	188	6	6	
DIV. I NON-CONF.	9- 2	43	0- 0	286	297	143	143	4	4	

TOTALS	RPI 1-25	RPI 26-50	W-L RECORDS	RPI 51-100	RPI 101-150	RPI 150+				
10- 10	0- 1	0- 3	OVERALL	1- 4	3- 2	6- 0				
9- 5	0- 1	0- 2	HOME	1- 0	2- 2	6- 0				
1- 5	0- 0	0- 1	AWAY	0- 4	1- 0	0- 0				
0- 0	0- 0	0- 0	NEUTRAL	0- 0	0- 0	0- 0				
9- 2	0- 0	0- 0	NON-CONFERENCE	0- 1	3- 1	6- 0				
8- 1	0- 0	0- 0	HOME	0- 0	2- 1	6- 0				
1- 1	0- 0	0- 0	AWAY	0- 1	1- 0	0- 0				
0- 0	0- 0	0- 0	NEUTRAL	0- 0	0- 0	0- 0				
1- 8	0- 1	0- 3	CONFERENCE	1- 3	0- 1	0- 0				
1- 4	0- 1	0- 2	HOME	1- 0	0- 1	0- 0				
0- 4	0- 0	0- 1	AWAY	0- 3	0- 0	0- 0				
0- 0	0- 0	0- 0	NEUTRAL	0- 0	0- 0	0- 0				

RPI	S	Opponent	Score	RPI	S	Opponent	Score	RPI	S	Opponent	Score	RPI	S	Opponent	Score	Team's RPI: 188
12	H	Marquette	44 90	38	H	DePaul	71 73	83	A	Creighton	62 66	104	A	Wake Forest	62 50	
				45	H	Butler	41 63	85	A	Providence	58 71	122	H	St. John's (NY)	57 76	
				46	A	Villanova	71 75	87	H	Seton Hall	63 62	123	H	Tennessee Tech	70 60	
								96	A	Cincinnati	61 79	147	H	North Ala.	94 81	
								100	A	Georgetown	61 68	148	H	Minnesota	53 78	
												229	H	Bowling Green	65 49	
												239	H	Alabama St.	87 58	
												309	H	Fairfield	48 35	
												326	H	New Orleans	61 45	
												346	H	Chicago St.	91 57	
												347	H	Delaware St.	80 59	

LAST 12 Division I GAMES:																
85	A	Providence	58 71	38	H	DePaul	71 73	12	H	Marquette	44 90	100	A	Georgetown	61 68	
83	A	Creighton	62 66	12	H	Marquette	44 90	326	H	New Orleans	61 45	239	H	Alabama St.	87 58	
45	H	Butler	41 63	100	A	Georgetown	61 68	239	H	Alabama St.	87 58	96	A	Cincinnati	61 79	
87	H	Seton Hall	63 62	326	H	New Orleans	61 45	96	A	Cincinnati	61 79					
122	H	St. John's (NY)	57 76	96	A	Cincinnati	61 79									
46	A	Villanova	71 75													

Non-Div I Games:

Xavier

Yale										Through Games Of Jan. 28, 2019									
Average RPI Win:		249		WON-LOST		WINNING		LAST 10		STRENGTH OF		OPP. STRENGTH		TEAM		ADJ.		CONF.	
Average RPI Loss:		114		RECORD		PCT. RANK		GAMES		SCHEDULE		OF SCHEDULE		RPI		RPI		RPI	
DIV. I ONLY		11- 6		101		7-3		199		270		106		106		11		11	
DIV. I NON-CONF.		10- 5		91		1- 0		194		293		88		88		10		10	
TOTALS		RPI 1-25		RPI 26-50		W-L RECORDS		RPI 51-100		RPI 101-150		RPI 150+							
11- 6		0- 0		0- 0		OVERALL		0- 3		1- 2		10- 1							
4- 0		0- 0		0- 0		HOME		0- 0		0- 0		4- 0							
4- 6		0- 0		0- 0		AWAY		0- 3		1- 2		3- 1							
3- 0		0- 0		0- 0		NEUTRAL		0- 0		0- 0		3- 0							
10- 5		0- 0		0- 0		NON-CONFERENCE		0- 3		1- 2		9- 0							
3- 0		0- 0		0- 0		HOME		0- 0		0- 0		3- 0							
4- 5		0- 0		0- 0		AWAY		0- 3		1- 2		3- 0							
3- 0		0- 0		0- 0		NEUTRAL		0- 0		0- 0		3- 0							
1- 1		0- 0		0- 0		CONFERENCE		0- 0		0- 0		1- 1							
1- 0		0- 0		0- 0		HOME		0- 0		0- 0		1- 0							
0- 1		0- 0		0- 0		AWAY		0- 0		0- 0		0- 1							
0- 0		0- 0		0- 0		NEUTRAL		0- 0		0- 0		0- 0							
RPI 1-25		RPI 26-50		RPI 51-100		RPI 101+		Team's RPI: 106											
RPI	S	Opponent	Score	RPI	S	Opponent	Score	RPI	S	Opponent	Score	RPI	S	Opponent	Score				
								62	A	SFA	57	67	111	A	Northern Ill.	80	89		
								85	A	Provi dence	42	59	114	A	Youngstown St.	58	56		
								96	A	Ci nci nnati	52	66	122	A	St. John's (NY)	52	56		
													200	N	Saint Louis	58	52		
													206	A	Brown	71	86		
													206	H	Brown	84	72		
													232	H	Col gate	80	61		
													236	N	Ni agara	67	64		
													264	N	N. C. A&T	59	49		
													274	A	Vermont	58	55		
													283	A	Army West Point	62	51		
													296	H	Central Conn. St.	58	46		
													305	H	Saint Peter's	72	56		
													324	A	Wagner	74	41		

LAST 12 Di vi si on I GAMES:																			
236 N Ni agara 67 64										264 N N. C. A&T 59 49									
206 H Brown 84 72										62 A SFA 57 67									
206 A Brown 71 86										274 A Vermont 58 55									
200 N Saint Louis 58 52										122 A St. John's (NY) 52 56									
296 H Central Conn. St. 58 46										305 H Saint Peter's 72 56									
283 A Army West Point 62 51										85 A Provi dence 42 59									

Yale

Non-Div I Games:

Loss, Non-Conf, S Site, H Home A Away N Neutral

Page 350

Average RPI Win:	228	WON-LOST	WINNING	LAST 10	STRENGTH OF	OPP. STRENGTH	TEAM	ADJ.	CONF.	ADJ CONF.
Average RPI Loss:	103	RECORD	PCT. RANK	GAMES	SCHEDULE	OF SCHEDULE	RPI	RPI	RPI	RPI
DIV. I ONLY	13- 5	62	8-2	222	222	114	114	20	20	
DIV. I NON-CONF.	6- 3	91	0- 0	98	238	75	75	19	19	
<hr/>										
TOTALS	RPI 1-25	RPI 26-50	W-L RECORDS	RPI 51-100	RPI 101-150	RPI 150+				
13- 5	0- 0	0- 0	OVERALL	1- 3	2- 1	10- 1				
9- 1	0- 0	0- 0	HOME	1- 0	1- 1	7- 0				
4- 4	0- 0	0- 0	AWAY	0- 3	1- 0	3- 1				
0- 0	0- 0	0- 0	NEUTRAL	0- 0	0- 0	0- 0				
6- 3	0- 0	0- 0	NON-CONFERENCE	0- 2	1- 1	5- 0				
4- 1	0- 0	0- 0	HOME	0- 0	0- 1	4- 0				
2- 2	0- 0	0- 0	AWAY	0- 2	1- 0	1- 0				
0- 0	0- 0	0- 0	NEUTRAL	0- 0	0- 0	0- 0				
7- 2	0- 0	0- 0	CONFERENCE	1- 1	1- 0	5- 1				
5- 0	0- 0	0- 0	HOME	1- 0	1- 0	3- 0				
2- 2	0- 0	0- 0	AWAY	0- 1	0- 0	2- 1				
0- 0	0- 0	0- 0	NEUTRAL	0- 0	0- 0	0- 0				

RPI 1-25				RPI 26-50				RPI 51-100				RPI 101+				Team's RPI: 114
RPI	S	Opponent	Score	RPI	S	Opponent	Score	RPI	S	Opponent	Score	RPI	S	Opponent	Score	
								51	A	Bucknell	68 73	106	H	Yale	56 58	
								75	A	Green Bay	42 60	108	A	Pittsburgh	64 55	
								89	A	Kent St.	34 62	119	H	IUPUI	70 52	
								90	H	Wright St.	83 68	155	H	Akron	72 61	
												193	A	Milwaukee	68 71	
												221	H	Loyola Chicago	74 63	
												222	H	Robert Morris	69 59	
												241	H	Saint Francis (PA)	80 56	
												266	H	Cleveland St.	73 55	
												279	A	Canisius	62 36	
												288	H	Northern Ky.	77 66	
												302	A	Oakland	69 55	
												332	A	Detroit Mercy	85 59	
												335	H	UIC	81 29	
<hr/>																
LAST 12 Division I GAMES:																
								90	H	Wright St.	83 68	266	H	Cleveland St.	73 55	
								75	A	Green Bay	42 60	288	H	Northern Ky.	77 66	
								193	A	Milwaukee	68 71	332	A	Detroit Mercy	85 59	
								119	H	IUPUI	70 52	51	A	Bucknell	68 73	
								335	H	UIC	81 29	241	H	Saint Francis (PA)	80 56	
								302	A	Oakland	69 55	279	A	Canisius	62 36	

Non-Div I Games: Thiel 76 53 Carlow 90 31

Youngstown St.