

Average RPI Win:	255	WON-LOST	WINNING	LAST 10	STRENGTH OF	OPP. STRENGTH	TEAM	ADJ.	CONF.	ADJ CONF.
Average RPI Loss:	159	RECORD	PCT. RANK	GAMES	SCHEDULE	OF SCHEDULE	RPI	RPI	RPI	RPI
DIV. I ONLY	10- 6	105	7-3	261	260	140	140	23	23	
DIV. I NON-CONF.	3- 4	201	0-1	261	232	193	193	20	20	
TOTALS	RPI 1-25	RPI 26-50	W-L RECORDS	RPI 51-100	RPI 101-150	RPI 150+				
10- 6	0- 2	0- 0	OVERALL	1- 0	1- 1	8- 3				
4- 1	0- 0	0- 0	HOME	0- 0	0- 1	4- 0				
5- 5	0- 2	0- 0	AWAY	1- 0	1- 0	3- 3				
1- 0	0- 0	0- 0	NEUTRAL	0- 0	0- 0	1- 0				
3- 4	0- 2	0- 0	NON-CONFERENCE	0- 0	0- 0	3- 2				
1- 0	0- 0	0- 0	HOME	0- 0	0- 0	1- 0				
1- 4	0- 2	0- 0	AWAY	0- 0	0- 0	1- 2				
1- 0	0- 0	0- 0	NEUTRAL	0- 0	0- 0	1- 0				
7- 2	0- 0	0- 0	CONFERENCE	1- 0	1- 1	5- 1				
3- 1	0- 0	0- 0	HOME	0- 0	0- 1	3- 0				
4- 1	0- 0	0- 0	AWAY	1- 0	1- 0	2- 1				
0- 0	0- 0	0- 0	NEUTRAL	0- 0	0- 0	0- 0				

RPI 1-25				RPI 26-50				RPI 51-100				RPI 101+ Team's RPI: 140			
RPI	S	Opponent	Score	RPI	S	Opponent	Score	RPI	S	Opponent	Score	RPI	S	Opponent	Score
13	A	Missouri St.	51 79					82	A	Abilene Christian	70 58	138	H	SFA	44 66
17	A	Texas A&M	48 85									149	A	New Orleans	83 53
												206	H	Central Ark.	67 47
												217	H	Lamar University	49 39
												232	A	Southeastern La.	44 48
												262	A	South Alabama	82 83
												292	A	Texas St.	48 57
												294	H	Nicholls St.	55 49
												305	N	Prairie View	64 52
												310	A	Incarinate Word	64 38
												321	A	UTRGV	59 54
												321	H	UTRGV	61 50
												343	A	Northwestern St.	72 59
LAST 10 Division I															
310	A	Incarinate Word	64 38	232	A	Southeastern La.	44 48								
149	A	New Orleans	83 53	343	A	Northwestern St.	72 59								
217	H	Lamar University	49 39	17	A	Texas A&M	48 85								
82	A	Abilene Christian	70 58	206	H	Central Ark.	67 47								
138	H	SFA	44 66	294	H	Nicholls St.	55 49								

Non-Div I Games: UNKNOWN 75 55 Huston-Tillotson 63 49 Texas Wesleyan 90 52

A&M-Corpus Christi

Loss, Non-Conf, S Site, H Home A Away N Neutral

Average RPI Win:	215	WON-LOST	WINNING	LAST 10	STRENGTH OF	OPP. STRENGTH	TEAM	ADJ.	CONF.	ADJ CONF.
Average RPI Loss:	88	RECORD	PCT. RANK	GAMES	SCHEDULE	OF SCHEDULE	RPI	RPI	RPI	RPI
DIV. I ONLY	11- 2	22	9-1	270	147	82	82	23	23	
DIV. I NON-CONF.	4- 1	52	2-0	207	55	54	54	20	20	
TOTALS	RPI 1-25	RPI 26-50	W-L RECORDS	RPI 51-100	RPI 101-150	RPI 150+				
11- 2	0- 0	0- 1	OVERALL	0- 0	3- 1	8- 0				
5- 1	0- 0	0- 0	HOME	0- 0	1- 1	4- 0				
6- 1	0- 0	0- 1	AWAY	0- 0	2- 0	4- 0				
0- 0	0- 0	0- 0	NEUTRAL	0- 0	0- 0	0- 0				
4- 1	0- 0	0- 1	NON-CONFERENCE	0- 0	2- 0	2- 0				
2- 0	0- 0	0- 0	HOME	0- 0	0- 0	2- 0				
2- 1	0- 0	0- 1	AWAY	0- 0	2- 0	0- 0				
0- 0	0- 0	0- 0	NEUTRAL	0- 0	0- 0	0- 0				
7- 1	0- 0	0- 0	CONFERENCE	0- 0	1- 1	6- 0				
3- 1	0- 0	0- 0	HOME	0- 0	1- 1	2- 0				
4- 0	0- 0	0- 0	AWAY	0- 0	0- 0	4- 0				
0- 0	0- 0	0- 0	NEUTRAL	0- 0	0- 0	0- 0				

RPI S	Opponent	Score	RPI S	Opponent	Score	RPI S	Opponent	Score	RPI S	Opponent	Score
36	A Oklahoma	65 78							124	A Portland	76 69
									140	H A&M-Corpus Christi	58 70
									143	A Wright St.	83 64
									149	H New Orleans	76 62
									162	A Sam Houston St.	81 73
									206	A Central Ark.	74 64
									216	H Tulsa	73 63
									217	H Lamar University	78 72
									232	H Southeastern La.	61 53
									294	A Nicholls St.	95 84
									308	H New Mexico St.	67 54
									319	A McNeese	90 73
LAST 10 Division I											
206	A Central Ark.	74 64	217	H Lamar University	78 72						
162	A Sam Houston St.	81 73	308	H New Mexico St.	67 54						
232	H Southeastern La.	61 53	294	A Nicholls St.	95 84						
140	H A&M-Corpus Christi	58 70	149	H New Orleans	76 62						
319	A McNeese	90 73	216	H Tulsa	73 63						

Non-Div I Games: Howard Payne 96 38 Schreiner 110 37 Southwest (NM) 104 52 McMurry 111 43
Abilene Christian

Loss, Non-Conf, S Site, H Home A Away N Neutral

Average RPI Win:	300	WON-LOST	WINNING	LAST 10	STRENGTH OF	OPP. STRENGTH	TEAM	ADJ.	CONF.	ADJ CONF.
Average RPI Loss:	187	RECORD	PCT. RANK	GAMES	SCHEDULE	OF SCHEDULE	RPI	RPI	RPI	RPI
DIV. I ONLY	3- 16	325	2-8	241	262	315	315	17	17	
DIV. I NON-CONF.	1- 9	326	0-2	228	287	332	332	23	23	
TOTALS	RPI 1-25	RPI 26-50	W-L RECORDS	RPI 51-100	RPI 101-150	RPI 150+				
3- 16	0- 0	0- 1	OVERALL	0- 1	0- 4	3- 10				
1- 8	0- 0	0- 0	HOME	0- 0	0- 3	1- 5				
2- 8	0- 0	0- 1	AWAY	0- 1	0- 1	2- 5				
0- 0	0- 0	0- 0	NEUTRAL	0- 0	0- 0	0- 0				
1- 9	0- 0	0- 1	NON-CONFERENCE	0- 1	0- 2	1- 5				
1- 3	0- 0	0- 0	HOME	0- 0	0- 2	1- 1				
0- 6	0- 0	0- 1	AWAY	0- 1	0- 0	0- 4				
0- 0	0- 0	0- 0	NEUTRAL	0- 0	0- 0	0- 0				
2- 7	0- 0	0- 0	CONFERENCE	0- 0	0- 2	2- 5				
0- 5	0- 0	0- 0	HOME	0- 0	0- 1	0- 4				
2- 2	0- 0	0- 0	AWAY	0- 0	0- 1	2- 1				
0- 0	0- 0	0- 0	NEUTRAL	0- 0	0- 0	0- 0				

RPI 1-25			RPI 26-50			RPI 51-100			RPI 101+			Team's RPI: 315
RPI	S	Opponent	Score	RPI	S	Opponent	Score	RPI	S	Opponent	Score	
				27	A	Arizona St.	56 87	51	A	Tennessee	54 81	
								109	A	Boise St.	61 70	
								124	H	Portland	56 72	
								137	H	San Jose St.	60 68	
								146	H	San Diego	59 70	
								179	H	New Mexico	53 75	
								188	H	UNLV	60 67	
								210	A	Northern Colo.	62 72	
								215	H	Wyoming	63 65	
								236	A	Cal St. Fullerton	70 79	
								260	A	Colorado St.	40 60	
								263	A	Long Beach St.	68 74	
								276	A	Navy	59 67	
								283	A	Utah St.	62 45	
								283	H	Utah St.	52 53	
								288	A	Nevada	68 61	
								293	H	Army West Point	66 68	
								330	H	NJIT	68 48	
LAST 10 Division I												
				137	H	San Jose St.	60 68	283	A	Utah St.	62 45	
				283	H	Utah St.	52 53	188	H	UNLV	60 67	
				260	A	Colorado St.	40 60	236	A	Cal St. Fullerton	70 79	
				109	A	Boise St.	61 70	263	A	Long Beach St.	68 74	
				179	H	New Mexico	53 75	288	A	Nevada	68 61	

Non-Div I Games: Neb. Wesleyan 93 42

Air Force

■ Loss,
 ■ Non-Conf, S Site,
 ■ Home
 ■ Away
 N Neutral

Akron

A
k
r
o
n

Akron

Page 4

Alabama

Through Games Of Jan. 27, 2020

Average RPI Win:	160	WON-LOST	WINNING	LAST 10	STRENGTH OF	OPP. STRENGTH	TEAM	ADJ.	CONF.	ADJ CONF.
Average RPI Loss:	54	RECORD	PCT. RANK	GAMES	SCHEDULE	OF SCHEDULE	RPI	RPI	RPI	RPI
DIV. I ONLY	12- 8	116	5-5	19	74	63	63	4	4	
DIV. I NON-CONF.	10- 3	58	3-0	100	179	65	65	5	5	
TOTALS	RPI 1-25	RPI 26-50	W-L RECORDS	RPI 51-100	RPI 101-150	RPI 150+				
12- 8	0- 4	0- 0	OVERALL	4- 3	2- 0	6- 1				
7- 5	0- 3	0- 0	HOME	3- 1	0- 0	4- 1				
4- 2	0- 1	0- 0	AWAY	0- 1	2- 0	2- 0				
1- 1	0- 0	0- 0	NEUTRAL	1- 1	0- 0	0- 0				
10- 3	0- 0	0- 0	NON-CONFERENCE	3- 2	1- 0	6- 1				
6- 2	0- 0	0- 0	HOME	2- 1	0- 0	4- 1				
3- 0	0- 0	0- 0	AWAY	0- 0	1- 0	2- 0				
1- 1	0- 0	0- 0	NEUTRAL	1- 1	0- 0	0- 0				
2- 5	0- 4	0- 0	CONFERENCE	1- 1	1- 0	0- 0				
1- 3	0- 3	0- 0	HOME	1- 0	0- 0	0- 0				
1- 2	0- 1	0- 0	AWAY	0- 1	1- 0	0- 0				
0- 0	0- 0	0- 0	NEUTRAL	0- 0	0- 0	0- 0				

RPI	S	Opponent	Score	RPI	S	Opponent	Score	RPI	S	Opponent	Score	RPI	S	Opponent	Score
1	H	South Carolina	78 93					51	A	Tennessee	63 65	125	A	Tulane	66 56
17	H	Texas A&M	74 79					57	H	North Carolina	83 77	136	A	Auburn	75 48
20	H	Kentucky	71 81					58	N	UNI	87 77	152	H	Bethune-Cookman	60 49
24	A	LSU	60 71					59	H	Iowa St.	66 75	173	A	Clemson	67 54
								75	N	Southern California	57 60	184	H	Hampton	61 64
								84	H	Vanderbilt	98 61	231	H	Radford	85 51
								87	H	Colgate	72 52	232	H	Southeastern La.	87 50
												262	A	South Alabama	74 62
												325	H	Mercer	111 56
LAST 10 Division I															
84	H	Vanderbilt	98 61	1	H	South Carolina	78 93								
17	H	Texas A&M	74 79	24	A	LSU	60 71								
51	A	Tennessee	63 65	232	H	Southeastern La.	87 50								
136	A	Auburn	75 48	231	H	Radford	85 51								
20	H	Kentucky	71 81	152	H	Bethune-Cookman	60 49								

Non-Div I Games:

Alabama

■ Loss,
 ■ Non-Conf, S Site,
 ■ Home
 ■ Away
 N Neutral

Alabama A&M

Through Games Of Jan. 27, 2020

Average RPI Win:	318	WON-LOST	WINNING	LAST 10	STRENGTH OF	OPP. STRENGTH	TEAM	ADJ.	CONF.	ADJ CONF.
Average RPI Loss:	178	RECORD	PCT. RANK	GAMES	SCHEDULE	OF SCHEDULE	RPI	RPI	RPI	RPI
DIV. I ONLY	8- 10	206	5-5	342	338	278	278	31	31	
DIV. I NON-CONF.	4- 7	225	1-2	238	307	221	221	29	29	
TOTALS	RPI 1-25	RPI 26-50	W-L RECORDS	RPI 51-100	RPI 101-150	RPI 150+				
8- 10	0- 0	0- 1	OVERALL	0- 1	0- 1	8- 7				
2- 2	0- 0	0- 0	HOME	0- 1	0- 0	2- 1				
5- 7	0- 0	0- 1	AWAY	0- 0	0- 1	5- 5				
1- 1	0- 0	0- 0	NEUTRAL	0- 0	0- 0	1- 1				
4- 7	0- 0	0- 1	NON-CONFERENCE	0- 1	0- 1	4- 4				
0- 2	0- 0	0- 0	HOME	0- 1	0- 0	0- 1				
4- 4	0- 0	0- 1	AWAY	0- 0	0- 1	4- 2				
0- 1	0- 0	0- 0	NEUTRAL	0- 0	0- 0	0- 1				
4- 3	0- 0	0- 0	CONFERENCE	0- 0	0- 0	4- 3				
2- 0	0- 0	0- 0	HOME	0- 0	0- 0	2- 0				
1- 3	0- 0	0- 0	AWAY	0- 0	0- 0	1- 3				
1- 0	0- 0	0- 0	NEUTRAL	0- 0	0- 0	1- 0				

RPI	S	Opponent	Score	RPI	S	Opponent	Score	RPI	S	Opponent	Score	RPI	S	Opponent	Score	Team's RPI: 278
50	A	Nebraska	46 68	80	H	North Florida	64 73	104	A	Cincinnati	47 62	160	A	Memphis	71 79	
								165	A	Jackson St.	53 67	171	N	North Ala.	65 80	
								175	H	Austin Peay	61 67	240	A	Southern U.	46 55	
								267	A	San Diego St.	61 53	289	A	Denver	86 83	
								296	A	California Baptist	55 60	316	H	Ark.-Pine Bluff	74 55	
								318	A	Alcorn	74 67	323	A	Georgia St.	67 52	
								328	N	Alabama St.	75 48	337	A	Grambling	59 69	
								350	A	Florida A&M	77 53	351	H	Mississippi Val.	68 48	
LAST 10 Division I																
240	A	Southern U.	46 55	165	A	Jackson St.	53 67									
318	A	Alcorn	74 67	337	A	Grambling	59 69									
328	N	Alabama St.	75 48	160	A	Memphis	71 79									
351	H	Mississippi Val.	68 48	350	A	Florida A&M	77 53									
316	H	Ark.-Pine Bluff	74 55	104	A	Cincinnati	47 62									

Non-Div I Games:

Alabama A&M

■ Loss,
 ■ Non-Conf,
 ■ S Site,
 ■ H Home
 ■ A Away
 N Neutral

Average RPI Win:	332	WON-LOST	WINNING	LAST 10	STRENGTH OF	OPP. STRENGTH	TEAM	ADJ.	CONF.	ADJ CONF.
Average RPI Loss:	178	RECORD	PCT. RANK	GAMES	SCHEDULE	OF SCHEDULE	RPI	RPI	RPI	RPI
DIV. I ONLY	3- 13	315	2-8	301	249	328	328	31	31	
DIV. I NON-CONF.	1- 8	322	0-3	86	72	285	285	29	29	
TOTALS	RPI 1-25	RPI 26-50	W-L RECORDS	RPI 51-100	RPI 101-150	RPI 150+				
3- 13	0- 2	0- 0	OVERALL	0- 1	0- 1	3- 9				
2- 3	0- 0	0- 0	HOME	0- 0	0- 0	2- 3				
1- 9	0- 2	0- 0	AWAY	0- 1	0- 1	1- 5				
0- 1	0- 0	0- 0	NEUTRAL	0- 0	0- 0	0- 1				
1- 8	0- 2	0- 0	NON-CONFERENCE	0- 1	0- 1	1- 4				
1- 2	0- 0	0- 0	HOME	0- 0	0- 0	1- 2				
0- 6	0- 2	0- 0	AWAY	0- 1	0- 1	0- 2				
0- 0	0- 0	0- 0	NEUTRAL	0- 0	0- 0	0- 0				
2- 5	0- 0	0- 0	CONFERENCE	0- 0	0- 0	2- 5				
1- 1	0- 0	0- 0	HOME	0- 0	0- 0	1- 1				
1- 3	0- 0	0- 0	AWAY	0- 0	0- 0	1- 3				
0- 1	0- 0	0- 0	NEUTRAL	0- 0	0- 0	0- 1				

RPI 1-25				RPI 26-50				RPI 51-100				RPI 101+ Team's RPI: 328			
RPI	S	Opponent	Score	RPI	S	Opponent	Score	RPI	S	Opponent	Score	RPI	S	Opponent	Score
1	A	South Carolina	43 103					78	A	South Fla.	29 80	121	A	Wisconsin	67 85
18	A	DePaul	76 105									164	H	Samford	48 83
												165	A	Jackson St.	62 94
												171	H	North Ala.	60 81
												173	A	Clemson	43 76
												240	A	Southern U.	47 69
												275	A	Ole Miss	66 93
												278	N	Alabama A&M	48 75
												309	H	Jacksonville St.	68 63
												316	H	Ark.-Pine Bluff	62 73
												318	A	Alcorn	63 73
												337	A	Grambling	73 59
												351	H	Mississippi Val.	77 64
LAST 10 Division I															
318	A	Alcorn	63 73	337	A	Grambling	73 59								
240	A	Southern U.	47 69	165	A	Jackson St.	62 94								
278	N	Alabama A&M	48 75	275	A	Ole Miss	66 93								
316	H	Ark.-Pine Bluff	62 73	171	H	North Ala.	60 81								
351	H	Mississippi Val.	77 64	18	A	DePaul	76 105								

Non-Div I Games: Mobile 76 66 Paine 84 58

Alabama St.

Loss, Non-Conf, S Site, H Home A Away N Neutral

Albany (NY)

Through Games Of Jan. 27, 2020

Average RPI Win:	275	WON-LOST	WINNING	LAST 10	STRENGTH OF	OPP. STRENGTH	TEAM	ADJ.	CONF.	ADJ CONF.
Average RPI Loss:	214	RECORD	PCT. RANK	GAMES	SCHEDULE	OF SCHEDULE	RPI	RPI	RPI	RPI
DIV. I ONLY	6- 13	272	3-7	322	319	314	314	28	28	
DIV. I NON-CONF.	3- 9	279	0-3	337	308	333	333	28	28	
TOTALS	RPI 1-25	RPI 26-50	W-L RECORDS	RPI 51-100	RPI 101-150	RPI 150+				
6- 13	0- 0	0- 0	OVERALL	0- 2	0- 2	6- 9				
3- 7	0- 0	0- 0	HOME	0- 1	0- 1	3- 5				
3- 6	0- 0	0- 0	AWAY	0- 1	0- 1	3- 4				
0- 0	0- 0	0- 0	NEUTRAL	0- 0	0- 0	0- 0				
3- 9	0- 0	0- 0	NON-CONFERENCE	0- 1	0- 2	3- 6				
1- 5	0- 0	0- 0	HOME	0- 0	0- 1	1- 4				
2- 4	0- 0	0- 0	AWAY	0- 1	0- 1	2- 2				
0- 0	0- 0	0- 0	NEUTRAL	0- 0	0- 0	0- 0				
3- 4	0- 0	0- 0	CONFERENCE	0- 1	0- 0	3- 3				
2- 2	0- 0	0- 0	HOME	0- 1	0- 0	2- 1				
1- 2	0- 0	0- 0	AWAY	0- 0	0- 0	1- 2				
0- 0	0- 0	0- 0	NEUTRAL	0- 0	0- 0	0- 0				

RPI S	Opponent	Score	RPI S	Opponent	Score	RPI S	Opponent	Score	RPI S	Opponent	Score
						72	A Marist	52 76	114	A Syracuse	53 75
						94	H Stony Brook	53 73	131	H Cornell	51 71
									161	H Columbia	82 78
									180	H Binghamton	56 53
									201	H Lafayette	47 54
									202	H Boston U.	58 60
									219	A UMass Lowell	51 53
									255	A Maine	49 60
									280	H New Hampshire	47 48
									282	H Vermont	58 49
									286	H Monmouth	41 53
									306	A Siena	46 52
									311	H St. Francis Brooklyn	41 49
									313	A Bryant	55 68
									338	A Canisius	70 53
									344	A Central Conn. St.	73 63
									345	A Hartford	68 63
LAST 10 Division I											
			345	A Hartford	68 63		180	H Binghamton	56 53		
			219	A UMass Lowell	51 53		282	H Vermont	58 49		
			94	H Stony Brook	53 73		286	H Monmouth	41 53		
			280	H New Hampshire	47 48		313	A Bryant	55 68		
			255	A Maine	49 60		311	H St. Francis Brooklyn	41 49		

Non-Div I Games: FDU-Florham 81 21

Albany (NY)

Loss, Non-Conf, S Site, H Home A Away N Neutral

Average RPI Win:	332	WON-LOST	WINNING	LAST 10	STRENGTH OF	OPP. STRENGTH	TEAM	ADJ.	CONF.	ADJ CONF.
Average RPI Loss:	195	RECORD	PCT. RANK	GAMES	SCHEDULE	OF SCHEDULE	RPI	RPI	RPI	RPI
DIV. I ONLY	7- 11	236	5-5	351	326	318	318	31	31	
DIV. I NON-CONF.	2- 8	295	0-2	322	292	331	331	29	29	
TOTALS	RPI 1-25	RPI 26-50	W-L RECORDS	RPI 51-100	RPI 101-150	RPI 150+				
7- 11	0- 0	0- 0	OVERALL	0- 0	0- 3	7- 8				
3- 3	0- 0	0- 0	HOME	0- 0	0- 1	3- 2				
4- 6	0- 0	0- 0	AWAY	0- 0	0- 2	4- 4				
0- 2	0- 0	0- 0	NEUTRAL	0- 0	0- 0	0- 2				
2- 8	0- 0	0- 0	NON-CONFERENCE	0- 0	0- 2	2- 6				
1- 1	0- 0	0- 0	HOME	0- 0	0- 1	1- 0				
1- 5	0- 0	0- 0	AWAY	0- 0	0- 1	1- 4				
0- 2	0- 0	0- 0	NEUTRAL	0- 0	0- 0	0- 2				
5- 3	0- 0	0- 0	CONFERENCE	0- 0	0- 1	5- 2				
2- 2	0- 0	0- 0	HOME	0- 0	0- 0	2- 2				
3- 1	0- 0	0- 0	AWAY	0- 0	0- 1	3- 0				
0- 0	0- 0	0- 0	NEUTRAL	0- 0	0- 0	0- 0				

RPI 1-25			RPI 26-50			RPI 51-100			RPI 101+			Team's RPI: 318
RPI	S	Opponent	Score	RPI	S	Opponent	Score	RPI	S	Opponent	Score	
								108	A	Texas Southern	70	105
								111	H	UAB	65	86
								138	A	SFA	62	67
								160	A	Memphis	51	57
								165	H	Jackson St.	67	83
								173	N	Clemson	46	77
								212	A	UTEP	47	92
								234	A	North Texas	31	67
								275	N	Ole Miss	55	73
								278	H	Alabama A&M	67	74
								292	A	Texas St.	59	67
								305	A	Prairie View	68	63
								316	A	Ark.-Pine Bluff	77	75
								328	H	Alabama St.	73	63
								337	H	Grambling	80	54
								340	A	Tennessee St.	62	57
								350	H	Florida A&M	58	42
								351	A	Mississippi Val.	81	67
LAST 10 Division I												
								328	H	Alabama St.	73	63
								278	H	Alabama A&M	67	74
								316	A	Ark.-Pine Bluff	77	75
								351	A	Mississippi Val.	81	67
								337	H	Grambling	80	54
								165	H	Jackson St.	67	83
								108	A	Texas Southern	70	105
								305	A	Prairie View	68	63
								292	A	Texas St.	59	67
								111	H	UAB	65	86

Non-Div I Games: Tougaloo 85 61 Louisiana Col. 86 50

Alcorn

Loss, Non-Conf, S Site, H Home A Away N Neutral

American

A
m
e
r
i
c
a
n

American

Page 10

Appalachian St.

Through Games Of Jan. 27, 2020

Average RPI Win:	310	WON-LOST	WINNING	LAST 10	STRENGTH OF	OPP. STRENGTH	TEAM	ADJ.	CONF.	ADJ CONF.
Average RPI Loss:	144	RECORD	PCT. RANK	GAMES	SCHEDULE	OF SCHEDULE	RPI	RPI	RPI	RPI
DIV. I ONLY	4- 14	302	2-8	157	225	281	281	22	22	
DIV. I NON-CONF.	3- 8	268	1-2	189	238	256	256	21	21	
TOTALS	RPI 1-25	RPI 26-50	W-L RECORDS	RPI 51-100	RPI 101-150	RPI 150+				
4- 14	0- 1	0- 1	OVERALL	0- 1	0- 4	4- 7				
2- 4	0- 0	0- 0	HOME	0- 0	0- 2	2- 2				
1- 9	0- 1	0- 1	AWAY	0- 1	0- 2	1- 4				
1- 1	0- 0	0- 0	NEUTRAL	0- 0	0- 0	1- 1				
3- 8	0- 1	0- 1	NON-CONFERENCE	0- 0	0- 2	3- 4				
1- 2	0- 0	0- 0	HOME	0- 0	0- 0	1- 2				
1- 5	0- 1	0- 1	AWAY	0- 0	0- 2	1- 1				
1- 1	0- 0	0- 0	NEUTRAL	0- 0	0- 0	1- 1				
1- 6	0- 0	0- 0	CONFERENCE	0- 1	0- 2	1- 3				
1- 2	0- 0	0- 0	HOME	0- 0	0- 2	1- 0				
0- 4	0- 0	0- 0	AWAY	0- 1	0- 0	0- 3				
0- 0	0- 0	0- 0	NEUTRAL	0- 0	0- 0	0- 0				

RPI 1-25				RPI 26-50				RPI 51-100				RPI 101+ Team's RPI: 281			
RPI	S	Opponent	Score	RPI	S	Opponent	Score	RPI	S	Opponent	Score	RPI	S	Opponent	Score
1	A	South Carolina	50 92	48	A	Michigan	35 62	64	A	Troy	55 84	101	H	UT Arlington	60 82
												112	A	VCU	38 66
												122	H	Coastal Caro.	53 80
												123	A	UNC Greensboro	47 54
												152	N	Bethune-Cookman	44 61
												153	A	Elon	66 67
												198	A	Little Rock	63 68
												209	A	Arkansas St.	58 76
												237	H	Gardner-Webb	56 67
												239	H	ETSU	61 67
												262	A	South Alabama	66 81
												285	A	Wofford	54 51
												292	H	Texas St.	73 65
												325	H	Mercer	77 68
												338	N	Canisius	74 57
LAST 10 Division I															
198	A	Little Rock	63 68	64	A	Troy	55 84								
122	H	Coastal Caro.	53 80	262	A	South Alabama	66 81								
209	A	Arkansas St.	58 76	123	A	UNC Greensboro	47 54								
292	H	Texas St.	73 65	338	N	Canisius	74 57								
101	H	UT Arlington	60 82	152	N	Bethune-Cookman	44 61								

Non-Div I Games:

Appalachian St.

■ Loss,
■ Non-Conf, S Site,
■ Home
■ Away
N Neutral

Arizona

Through Games Of Jan. 27, 2020

Average RPI Win:	184	WON-LOST	WINNING	LAST 10	STRENGTH OF	OPP. STRENGTH	TEAM	ADJ.	CONF.	ADJ CONF.
Average RPI Loss:	7	RECORD	PCT. RANK	GAMES	SCHEDULE	OF SCHEDULE	RPI	RPI	RPI	RPI
DIV. I ONLY	16- 3	23	7-3	99	73	33	33	1	1	
DIV. I NON-CONF.	11- 0	1	2-0	328	271	78	78	1	1	
TOTALS	RPI 1-25	RPI 26-50	W-L RECORDS	RPI 51-100	RPI 101-150	RPI 150+				
16- 3	0- 3	3- 0	OVERALL	2- 0	1- 0	10- 0				
8- 2	0- 2	1- 0	HOME	0- 0	0- 0	7- 0				
8- 1	0- 1	2- 0	AWAY	2- 0	1- 0	3- 0				
0- 0	0- 0	0- 0	NEUTRAL	0- 0	0- 0	0- 0				
11- 0	0- 0	1- 0	NON-CONFERENCE	0- 0	0- 0	10- 0				
7- 0	0- 0	0- 0	HOME	0- 0	0- 0	7- 0				
4- 0	0- 0	1- 0	AWAY	0- 0	0- 0	3- 0				
0- 0	0- 0	0- 0	NEUTRAL	0- 0	0- 0	0- 0				
5- 3	0- 3	2- 0	CONFERENCE	2- 0	1- 0	0- 0				
1- 2	0- 2	1- 0	HOME	0- 0	0- 0	0- 0				
4- 1	0- 1	1- 0	AWAY	2- 0	1- 0	0- 0				
0- 0	0- 0	0- 0	NEUTRAL	0- 0	0- 0	0- 0				

RPI	S	Opponent	Score	RPI	S	Opponent	Score	RPI	S	Opponent	Score	RPI	S	Opponent	Score
2	H	Oregon	64 71	27	A	Arizona St.	58 53	75	A	Southern California	65 57	106	A	Washington	66 58
6	A	UCLA	58 70	27	H	Arizona St.	59 53	85	A	Washington St.	74 67	169	H	Santa Clara	65 52
14	H	Oregon St.	61 63	34	A	Texas	83 58					193	H	North Dakota	74 42
												194	A	Montana	77 42
												212	A	UTEP	54 43
												268	H	UC Santa Barbara	61 42
												279	H	UC Riverside	70 27
												286	H	Monmouth	86 34
												305	H	Prairie View	83 48
												340	H	Tennessee St.	77 42
												348	A	Chicago St.	82 50
LAST 10 Division I															
27	H	Arizona St.	59 53	6	A	UCLA	58 70	75	A	Southern California	65 57	27	A	Arizona St.	58 53
106	A	Washington	66 58					268	H	UC Santa Barbara	61 42				
85	A	Washington St.	74 67					340	H	Tennessee St.	77 42				
2	H	Oregon	64 71												
14	H	Oregon St.	61 63												

Non-Div I Games:

Arizona

Loss, Non-Conf, S Site, H Home A Away N Neutral

Average RPI Win:	160	WON-LOST	WINNING	LAST 10	STRENGTH OF	OPP. STRENGTH	TEAM	ADJ.	CONF.	ADJ CONF.
Average RPI Loss:	34	RECORD	PCT. RANK	GAMES	SCHEDULE	OF SCHEDULE	RPI	RPI	RPI	RPI
DIV. I ONLY	15- 5	44	7-3	49	43	27	27	1	1	
DIV. I NON-CONF.	10- 2	30	2-0	249	118	73	73	1	1	
TOTALS	RPI 1-25	RPI 26-50	W-L RECORDS	RPI 51-100	RPI 101-150	RPI 150+				
15- 5	2- 1	1- 3	OVERALL	4- 1	1- 0	7- 0				
9- 1	2- 0	1- 1	HOME	1- 0	0- 0	5- 0				
4- 3	0- 1	0- 1	AWAY	2- 1	1- 0	1- 0				
2- 1	0- 0	0- 1	NEUTRAL	1- 0	0- 0	1- 0				
10- 2	0- 0	1- 1	NON-CONFERENCE	2- 1	0- 0	7- 0				
7- 0	0- 0	1- 0	HOME	1- 0	0- 0	5- 0				
1- 1	0- 0	0- 0	AWAY	0- 1	0- 0	1- 0				
2- 1	0- 0	0- 1	NEUTRAL	1- 0	0- 0	1- 0				
5- 3	2- 1	0- 2	CONFERENCE	2- 0	1- 0	0- 0				
2- 1	2- 0	0- 1	HOME	0- 0	0- 0	0- 0				
3- 2	0- 1	0- 1	AWAY	2- 0	1- 0	0- 0				
0- 0	0- 0	0- 0	NEUTRAL	0- 0	0- 0	0- 0				

RPI 1-25				RPI 26-50				Team's RPI: 27	RPI 51-100				RPI 101+			
RPI	S	Opponent	Score	RPI	S	Opponent	Score		RPI	S	Opponent	Score	RPI	S	Opponent	Score
2	H	Oregon	72 66	29	N	Purdue	52 59		52	N	Middle Tenn.	61 60	106	A	Washington	67 50
6	A	UCLA	66 68	33	A	Arizona	53 59		70	A	Minnesota	66 80	179	H	New Mexico	84 47
14	H	Oregon St.	55 47	33	H	Arizona	53 58		75	A	Southern California	63 54	255	N	Maine	57 31
				41	H	Creighton	70 55		81	H	BYU	60 52	257	H	Idaho St.	74 69
									85	A	Washington St.	65 56	293	H	Army West Point	83 51
													308	A	New Mexico St.	70 47
													315	H	Air Force	87 56
													336	H	Cal Poly	66 41
LAST 10 Division I																
				33	A	Arizona	53 59		75	A	Southern California	63 54				
				85	A	Washington St.	65 56		6	A	UCLA	66 68				
				106	A	Washington	67 50		33	H	Arizona	53 58				
				14	H	Oregon St.	55 47		41	H	Creighton	70 55				
				2	H	Oregon	72 66		308	A	New Mexico St.	70 47				

Non-Div I Games:

Arizona St.

■ Loss,
 ■ Non-Conf, S Site,
 ■ Home
 ■ Away
 N Neutral

Ark.-Pine Bluff

Through Games Of Jan. 27, 2020

Average RPI Win:	340	WON-LOST	WINNING	LAST 10	STRENGTH OF	OPP. STRENGTH	TEAM	ADJ.	CONF.	ADJ CONF.
Average RPI Loss:	179	RECORD	PCT. RANK	GAMES	SCHEDULE	OF SCHEDULE	RPI	RPI	RPI	RPI
DIV. I ONLY	2- 14	333	2-8	272	301	316	316	31	31	
DIV. I NON-CONF.	0- 9	338	0-3	79	163	309	309	29	29	
TOTALS	RPI 1-25	RPI 26-50	W-L RECORDS	RPI 51-100	RPI 101-150	RPI 150+				
2- 14	0- 0	0- 0	OVERALL	0- 3	0- 3	2- 8				
0- 2	0- 0	0- 0	HOME	0- 0	0- 0	0- 2				
2- 12	0- 0	0- 0	AWAY	0- 3	0- 3	2- 6				
0- 0	0- 0	0- 0	NEUTRAL	0- 0	0- 0	0- 0				
0- 9	0- 0	0- 0	NON-CONFERENCE	0- 3	0- 2	0- 4				
0- 0	0- 0	0- 0	HOME	0- 0	0- 0	0- 0				
0- 9	0- 0	0- 0	AWAY	0- 3	0- 2	0- 4				
0- 0	0- 0	0- 0	NEUTRAL	0- 0	0- 0	0- 0				
2- 5	0- 0	0- 0	CONFERENCE	0- 0	0- 1	2- 4				
0- 2	0- 0	0- 0	HOME	0- 0	0- 0	0- 2				
2- 3	0- 0	0- 0	AWAY	0- 0	0- 1	2- 2				
0- 0	0- 0	0- 0	NEUTRAL	0- 0	0- 0	0- 0				

RPI 1-25				RPI 26-50				RPI 51-100				RPI 101+				Team's RPI: 316	
RPI	S	Opponent	Score	RPI	S	Opponent	Score	RPI	S	Opponent	Score	RPI	S	Opponent	Score		
								51	A	Tennessee	51	92	108	A	Texas Southern	77	78
								59	A	Iowa St.	40	90	122	A	Coastal Caro.	69	76
								85	A	Washington St.	56	85	150	A	Illinois	50	65
												151	A	Texas Tech	55	81	
												166	A	Wichita St.	50	100	
												209	A	Arkansas St.	60	81	
												240	H	Southern U.	43	70	
												264	A	Milwaukee	55	69	
												278	A	Alabama A&M	55	74	
												305	A	Prairie View	51	61	
												318	H	Alcorn	75	77	
												328	A	Alabama St.	73	62	
												351	A	Mississippi Val.	80	77	
LAST 10 Division I																	
				108	A	Texas Southern	77	78	278	A	Alabama A&M	55	74				
				305	A	Prairie View	51	61	351	A	Mississippi Val.	80	77				
				318	H	Alcorn	75	77	151	A	Texas Tech	55	81				
				240	H	Southern U.	43	70	166	A	Wichita St.	50	100				
				328	A	Alabama St.	73	62	209	A	Arkansas St.	60	81				

Non-Div I Games: Philander Smith 66 54

Ark.-Pine Bluff

■ Loss,
 ■ Non-Conf,
 ■ S Site,
 ■ Home
 ■ A Away
 N Neutral

Arkansas

Through Games Of Jan. 27, 2020

Average RPI Win:	164	WON-LOST	WINNING	LAST 10	STRENGTH OF	OPP. STRENGTH	TEAM	ADJ.	CONF.	ADJ CONF.
Average RPI Loss:	54	RECORD	PCT. RANK	GAMES	SCHEDULE	OF SCHEDULE	RPI	RPI	RPI	RPI
DIV. I ONLY	16- 4	31	7-3	102	44	47	47	4	4	
DIV. I NON-CONF.	12- 1	9	3-0	193	121	35	35	5	5	
TOTALS	RPI 1-25	RPI 26-50	W-L RECORDS	RPI 51-100	RPI 101-150	RPI 150+				
16- 4	0- 2	0- 0	OVERALL	4- 1	6- 1	6- 0				
12- 2	0- 1	0- 0	HOME	3- 1	3- 0	6- 0				
2- 2	0- 1	0- 0	AWAY	1- 0	1- 1	0- 0				
2- 0	0- 0	0- 0	NEUTRAL	0- 0	2- 0	0- 0				
12- 1	0- 0	0- 0	NON-CONFERENCE	3- 0	3- 1	6- 0				
10- 0	0- 0	0- 0	HOME	3- 0	1- 0	6- 0				
0- 1	0- 0	0- 0	AWAY	0- 0	0- 1	0- 0				
2- 0	0- 0	0- 0	NEUTRAL	0- 0	2- 0	0- 0				
4- 3	0- 2	0- 0	CONFERENCE	1- 1	3- 0	0- 0				
2- 2	0- 1	0- 0	HOME	0- 1	2- 0	0- 0				
2- 1	0- 1	0- 0	AWAY	1- 0	1- 0	0- 0				
0- 0	0- 0	0- 0	NEUTRAL	0- 0	0- 0	0- 0				

RPI 1-25				RPI 26-50		Team's RPI: 47		RPI 51-100				RPI 101+			
RPI	S	Opponent	Score	RPI	S	Opponent	Score	RPI	S	Opponent	Score	RPI	S	Opponent	Score
1	A	South Carolina	82 91					66	H	Belmont	91 60	115	N	Fordham	71 59
17	H	Texas A&M	77 84					73	H	Georgia	55 64	121	N	Wisconsin	68 64
								84	A	Vanderbilt	100 66	126	A	California	80 84
								86	H	UT Martin	96 46	127	H	Florida	79 57
								94	H	Stony Brook	88 58	136	A	Auburn	86 70
												145	H	Missouri	90 73
												149	H	New Orleans	82 52
												170	H	Kansas St.	81 72
												198	H	Little Rock	86 53
												216	H	Tulsa	91 41
												253	H	Oral Roberts	96 64
												319	H	McNeese	101 58
												343	H	Northwestern St.	99 39
LAST 10 Division I															
127	H	Florida	79 57	136	A	Auburn	86 70								
73	H	Georgia	55 64	17	H	Texas A&M	77 84								
84	A	Vanderbilt	100 66	86	H	UT Martin	96 46								
145	H	Missouri	90 73	198	H	Little Rock	86 53								
1	A	South Carolina	82 91	343	H	Northwestern St.	99 39								

Non-Div I Games:

Arkansas

■ Loss,
 ■ Non-Conf,
 ■ S Site,
 ■ H Home
 ■ A Away
 N Neutral

Average RPI Win:	270	WON-LOST	WINNING	LAST 10	STRENGTH OF	OPP. STRENGTH	TEAM	ADJ.	CONF.	ADJ CONF.
Average RPI Loss:	145	RECORD	PCT. RANK	GAMES	SCHEDULE	OF SCHEDULE	RPI	RPI	RPI	RPI
DIV. I ONLY	7- 11	236	5-5	176	233	209	209	22	22	
DIV. I NON-CONF.	2- 8	295	0-2	124	240	252	252	21	21	
TOTALS	RPI 1-25	RPI 26-50	W-L RECORDS	RPI 51-100	RPI 101-150	RPI 150+				
7- 11	0- 2	0- 0	OVERALL	0- 0	1- 3	6- 6				
5- 1	0- 0	0- 0	HOME	0- 0	1- 0	4- 1				
2- 9	0- 2	0- 0	AWAY	0- 0	0- 2	2- 5				
0- 1	0- 0	0- 0	NEUTRAL	0- 0	0- 1	0- 0				
2- 8	0- 2	0- 0	NON-CONFERENCE	0- 0	0- 1	2- 5				
1- 1	0- 0	0- 0	HOME	0- 0	0- 0	1- 1				
1- 6	0- 2	0- 0	AWAY	0- 0	0- 0	1- 4				
0- 1	0- 0	0- 0	NEUTRAL	0- 0	0- 1	0- 0				
5- 3	0- 0	0- 0	CONFERENCE	0- 0	1- 2	4- 1				
4- 0	0- 0	0- 0	HOME	0- 0	1- 0	3- 0				
1- 3	0- 0	0- 0	AWAY	0- 0	0- 2	1- 1				
0- 0	0- 0	0- 0	NEUTRAL	0- 0	0- 0	0- 0				

RPI 1-25				RPI 26-50				RPI 51-100				RPI 101+ Team's RPI: 209			
RPI	S	Opponent	Score	RPI	S	Opponent	Score	RPI	S	Opponent	Score	RPI	S	Opponent	Score
9	A	Baylor	43 111									101	A	UT Arlington	44 71
18	A	DePaul	64 109									122	H	Coastal Caro.	63 61
												129	A	Louisiana	43 83
												134	N	N.C. A&T	50 55
												154	H	Southeast Mo. St.	67 79
												160	A	Memphis	50 78
												198	A	Little Rock	58 67
												216	A	Tulsa	77 79
												223	A	Murray St.	62 77
												251	A	Louisiana Tech	54 67
												267	A	San Diego St.	71 62
												281	H	Appalachian St.	76 58
												290	H	Ga. Southern	69 62
												292	A	Texas St.	56 53
												316	H	Ark.-Pine Bluff	81 60
												323	H	Georgia St.	70 68
LAST 10 Division I															
122	H	Coastal Caro.	63 61	323	H	Georgia St.	70 68								
129	A	Louisiana	43 83	292	A	Texas St.	56 53								
198	A	Little Rock	58 67	101	A	UT Arlington	44 71								
281	H	Appalachian St.	76 58	251	A	Louisiana Tech	54 67								
290	H	Ga. Southern	69 62	9	A	Baylor	43 111								

Non-Div I Games: Central Baptist 88 63

Arkansas St.

■ Loss,
 ■ Non-Conf, S Site,
 ■ Home
 ■ Away
 N Neutral

Army West Point

Through Games Of Jan. 27, 2020

Average RPI Win:	285	WON-LOST	WINNING	LAST 10	STRENGTH OF	OPP. STRENGTH	TEAM	ADJ.	CONF.	ADJ CONF.
Average RPI Loss:	160	RECORD	PCT. RANK	GAMES	SCHEDULE	OF SCHEDULE	RPI	RPI	RPI	RPI
DIV. I ONLY	5- 14	290	2-8	221	246	293	293	15	15	
DIV. I NON-CONF.	4- 7	225	1-1	248	311	260	260	16	16	
TOTALS	RPI 1-25	RPI 26-50	W-L RECORDS	RPI 51-100	RPI 101-150	RPI 150+				
5- 14	0- 1	0- 2	OVERALL	0- 2	1- 0	4- 9				
3- 6	0- 1	0- 0	HOME	0- 1	1- 0	2- 4				
2- 8	0- 0	0- 2	AWAY	0- 1	0- 0	2- 5				
0- 0	0- 0	0- 0	NEUTRAL	0- 0	0- 0	0- 0				
4- 7	0- 1	0- 2	NON-CONFERENCE	0- 0	0- 0	4- 4				
2- 3	0- 1	0- 0	HOME	0- 0	0- 0	2- 2				
2- 4	0- 0	0- 2	AWAY	0- 0	0- 0	2- 2				
0- 0	0- 0	0- 0	NEUTRAL	0- 0	0- 0	0- 0				
1- 7	0- 0	0- 0	CONFERENCE	0- 2	1- 0	0- 5				
1- 3	0- 0	0- 0	HOME	0- 1	1- 0	0- 2				
0- 4	0- 0	0- 0	AWAY	0- 1	0- 0	0- 3				
0- 0	0- 0	0- 0	NEUTRAL	0- 0	0- 0	0- 0				

RPI S	Opponent	Score	RPI S	Opponent	Score	RPI S	Opponent	Score	RPI S	Opponent	Score	Team's RPI: 293
23	H TCU	52 66	27	A Arizona St.	51 83	60	H Bucknell	52 63	118	H Holy Cross	61 48	
			44	A St. John's (NY)	60 96	87	A Colgate	93 100	157	H William & Mary	65 77	
									161	H Columbia	62 71	
									190	A American	57 73	
									201	H Lafayette	52 57	
									202	H Boston U.	66 72	
									220	A Manhattan	56 86	
									274	A Loyola Maryland	59 68	
									276	A Navy	45 57	
									311	A St. Francis Brooklyn	64 70	
									313	H Bryant	81 75	
									315	A Air Force	68 66	
									332	A Fairleigh Dickinson	70 68	
									347	H LIU Brooklyn	67 60	
LAST 10 Division I												
276	A Navy	45 57	190	A American	57 73							
201	H Lafayette	52 57	87	A Colgate	93 100							
274	A Loyola Maryland	59 68	60	H Bucknell	52 63							
118	H Holy Cross	61 48	313	H Bryant	81 75							
202	H Boston U.	66 72	220	A Manhattan	56 86							

Non-Div I Games:

Army West Point

Loss, Non-Conf, S Site, H Home A Away N Neutral

Average RPI Win: 221	WON-LOST	WINNING	LAST 10	STRENGTH OF	OPP. STRENGTH	TEAM	ADJ.	CONF.	ADJ CONF.
Average RPI Loss: 60	RECORD	PCT. RANK	GAMES	SCHEDULE	OF SCHEDULE	RPI	RPI	RPI	RPI
DIV. I ONLY	7- 11	236	3-7	23	83	136	136	4	4
DIV. I NON-CONF.	6- 5	151	2-1	32	176	84	84	5	5
TOTALS	RPI 1-25	RPI 26-50	W-L RECORDS	RPI 51-100	RPI 101-150	RPI 150+			
7- 11	0- 2	0- 3	OVERALL	1- 4	0- 2	6- 0			
5- 4	0- 0	0- 2	HOME	0- 1	0- 1	5- 0			
1- 5	0- 2	0- 0	AWAY	0- 2	0- 1	1- 0			
1- 2	0- 0	0- 1	NEUTRAL	1- 1	0- 0	0- 0			
6- 5	0- 1	0- 2	NON-CONFERENCE	1- 1	0- 1	5- 0			
4- 1	0- 0	0- 1	HOME	0- 0	0- 0	4- 0			
1- 2	0- 1	0- 0	AWAY	0- 0	0- 1	1- 0			
1- 2	0- 0	0- 1	NEUTRAL	1- 1	0- 0	0- 0			
1- 6	0- 1	0- 1	CONFERENCE	0- 3	0- 1	1- 0			
1- 3	0- 0	0- 1	HOME	0- 1	0- 1	1- 0			
0- 3	0- 1	0- 0	AWAY	0- 2	0- 0	0- 0			
0- 0	0- 0	0- 0	NEUTRAL	0- 0	0- 0	0- 0			

RPI 1-25				RPI 26-50				RPI 51-100				RPI 101+ Team's RPI: 136			
RPI	S	Opponent	Score	RPI	S	Opponent	Score	RPI	S	Opponent	Score	RPI	S	Opponent	Score
20	A	Kentucky	61 68	30	N	Drake	82 83	52	N	Middle Tenn.	50 73	111	A	UAB	75 80
23	A	TCU	65 80	32	H	Old Dominion	77 89	63	H	Alabama	48 75	127	H	Florida	63 83
				47	H	Arkansas	70 86	73	A	Georgia	50 61	152	H	Bethune-Cookman	74 56
								79	N	Dayton	76 74	183	H	Saint Joseph's	66 62
								84	A	Vanderbilt	55 77	262	A	South Alabama	82 62
												275	H	Ole Miss	59 43
												285	H	Wofford	84 82
												309	H	Jacksonville St.	62 53
LAST 10 Division I															
20	A	Kentucky	61 68	47	H	Arkansas	70 86								
275	H	Ole Miss	59 43	84	A	Vanderbilt	55 77								
73	A	Georgia	50 61	309	H	Jacksonville St.	62 53								
63	H	Alabama	48 75	152	H	Bethune-Cookman	74 56								
127	H	Florida	63 83	23	A	TCU	65 80								

Non-Div I Games:

Auburn

 Loss,
 Non-Conf,
S Site,
 Home
 Away
N Neutral

Average RPI Win:	267	WON-LOST	WINNING	LAST 10	STRENGTH OF	OPP. STRENGTH	TEAM	ADJ.	CONF.	ADJ CONF.
Average RPI Loss:	107	RECORD	PCT. RANK	GAMES	SCHEDULE	OF SCHEDULE	RPI	RPI	RPI	RPI
DIV. I ONLY	9- 8	161	4-6	234	273	175	175	18	18	
DIV. I NON-CONF.	7- 2	54	2-0	291	267	97	97	24	24	
TOTALS	RPI 1-25	RPI 26-50	W-L RECORDS	RPI 51-100	RPI 101-150	RPI 150+				
9- 8	0- 1	0- 0	OVERALL	1- 3	0- 2	8- 2				
3- 3	0- 0	0- 0	HOME	1- 2	0- 0	2- 1				
5- 5	0- 1	0- 0	AWAY	0- 1	0- 2	5- 1				
1- 0	0- 0	0- 0	NEUTRAL	0- 0	0- 0	1- 0				
7- 2	0- 1	0- 0	NON-CONFERENCE	1- 0	0- 1	6- 0				
2- 0	0- 0	0- 0	HOME	1- 0	0- 0	1- 0				
4- 2	0- 1	0- 0	AWAY	0- 0	0- 1	4- 0				
1- 0	0- 0	0- 0	NEUTRAL	0- 0	0- 0	1- 0				
2- 6	0- 0	0- 0	CONFERENCE	0- 3	0- 1	2- 2				
1- 3	0- 0	0- 0	HOME	0- 2	0- 0	1- 1				
1- 3	0- 0	0- 0	AWAY	0- 1	0- 1	1- 1				
0- 0	0- 0	0- 0	NEUTRAL	0- 0	0- 0	0- 0				

RPI 1-25				RPI 26-50				RPI 51-100				RPI 101+ Team's RPI: 175			
RPI	S	Opponent	Score	RPI	S	Opponent	Score	RPI	S	Opponent	Score	RPI	S	Opponent	Score
20	A	Kentucky	52 81					66	H	Belmont	52 53	139	A	Tennessee Tech	49 58
								86	A	UT Martin	61 65	150	A	Illinois	62 76
								86	H	UT Martin	61 69	154	A	Southeast Mo. St.	43 81
								95	H	Illinois St.	77 72	154	H	Southeast Mo. St.	66 79
												180	N	Binghamton	80 63
												233	A	Chattanooga	50 49
												278	A	Alabama A&M	67 61
												297	A	FIU	58 56
												309	A	Jacksonville St.	63 57
												317	H	Evansville	80 64
												340	H	Tennessee St.	76 58
												351	A	Mississippi Val.	100 82
LAST 10 Division I															
				66	H	Belmont	52 53	139	A	Tennessee Tech	49 58				
				340	H	Tennessee St.	76 58	86	H	UT Martin	61 69				
				86	A	UT Martin	61 65	154	H	Southeast Mo. St.	66 79				
				154	A	Southeast Mo. St.	43 81	95	H	Illinois St.	77 72				
				309	A	Jacksonville St.	63 57	297	A	FIU	58 56				

Non-Div I Games: Christian Bros. 82 62 Ky. Wesleyan 103 70

Austin Peay

■ Loss,
 ■ Non-Conf, S Site,
 ■ Home
 ■ Away
 N Neutral

Average RPI Win:	194	WON-LOST	WINNING	LAST 10	STRENGTH OF	OPP. STRENGTH	TEAM	ADJ.	CONF.	ADJ CONF.
Average RPI Loss:	67	RECORD	PCT. RANK	GAMES	SCHEDULE	OF SCHEDULE	RPI	RPI	RPI	RPI
DIV. I ONLY	11- 7	107	7-3	75	96	81	81	11	11	
DIV. I NON-CONF.	4- 5	195	0-1	55	65	108	108	11	11	
TOTALS	RPI 1-25	RPI 26-50	W-L RECORDS	RPI 51-100	RPI 101-150	RPI 150+				
11- 7	0- 2	0- 1	OVERALL	1- 2	3- 2	7- 0				
5- 3	0- 1	0- 0	HOME	0- 1	1- 1	4- 0				
5- 3	0- 0	0- 1	AWAY	1- 1	1- 1	3- 0				
1- 1	0- 1	0- 0	NEUTRAL	0- 0	1- 0	0- 0				
4- 5	0- 1	0- 1	NON-CONFERENCE	1- 2	1- 1	2- 0				
2- 1	0- 0	0- 0	HOME	0- 1	0- 0	2- 0				
1- 3	0- 0	0- 1	AWAY	1- 1	0- 1	0- 0				
1- 1	0- 1	0- 0	NEUTRAL	0- 0	1- 0	0- 0				
7- 2	0- 1	0- 0	CONFERENCE	0- 0	2- 1	5- 0				
3- 2	0- 1	0- 0	HOME	0- 0	1- 1	2- 0				
4- 0	0- 0	0- 0	AWAY	0- 0	1- 0	3- 0				
0- 0	0- 0	0- 0	NEUTRAL	0- 0	0- 0	0- 0				

RPI 1-25				RPI 26-50				RPI 51-100				RPI 101+			
RPI	S	Opponent	Score	RPI	S	Opponent	Score	RPI	S	Opponent	Score	RPI	S	Opponent	Score
10	H	Gonzaga	43 55	27	A	Arizona St.	52 60	71	A	Fresno St.	71 65	105	A	Pacific	76 66
14	N	Oregon St.	34 65					85	A	Washington St.	50 67	109	A	Boise St.	55 66
								98	H	Utah	73 77	124	H	Portland	48 57
												137	N	San Jose St.	75 56
												146	H	San Diego	52 36
												169	H	Santa Clara	71 48
												176	A	Saint Mary's (CA)	65 55
												230	H	San Francisco	57 44
												245	A	LMU (CA)	59 44
												247	A	Pepperdine	65 47
												283	H	Utah St.	67 50
												326	H	Utah Valley	71 57
LAST 10 Division I															
169	H	Santa Clara	71 48	124	H	Portland	48 57								
230	H	San Francisco	57 44	10	H	Gonzaga	43 55								
176	A	Saint Mary's (CA)	65 55	247	A	Pepperdine	65 47								
105	A	Pacific	76 66	245	A	LMU (CA)	59 44								
146	H	San Diego	52 36	14	N	Oregon St.	34 65								

Non-Div I Games: Tex. A&M-Kingsville90 38

BYU

Loss, Non-Conf, S Site, H Home A Away N Neutral

Average RPI Win:	169	WON-LOST	WINNING	LAST 10	STRENGTH OF	OPP. STRENGTH	TEAM	ADJ.	CONF.	ADJ CONF.
Average RPI Loss:	68	RECORD	PCT. RANK	GAMES	SCHEDULE	OF SCHEDULE	RPI	RPI	RPI	RPI
DIV. I ONLY	12- 6	76	8-2	104	88	65	65	10	10	
DIV. I NON-CONF.	7- 4	100	3-0	168	67	101	101	10	10	
TOTALS	RPI 1-25	RPI 26-50	W-L RECORDS	RPI 51-100	RPI 101-150	RPI 150+				
12- 6	0- 1	0- 1	OVERALL	2- 2	3- 2	7- 0				
6- 1	0- 0	0- 1	HOME	2- 0	1- 0	3- 0				
3- 4	0- 1	0- 0	AWAY	0- 2	0- 1	3- 0				
3- 1	0- 0	0- 0	NEUTRAL	0- 0	2- 1	1- 0				
7- 4	0- 0	0- 1	NON-CONFERENCE	1- 1	2- 2	4- 0				
2- 1	0- 0	0- 1	HOME	1- 0	0- 0	1- 0				
2- 2	0- 0	0- 0	AWAY	0- 1	0- 1	2- 0				
3- 1	0- 0	0- 0	NEUTRAL	0- 0	2- 1	1- 0				
5- 2	0- 1	0- 0	CONFERENCE	1- 1	1- 0	3- 0				
4- 0	0- 0	0- 0	HOME	1- 0	1- 0	2- 0				
1- 2	0- 1	0- 0	AWAY	0- 1	0- 0	1- 0				
0- 0	0- 0	0- 0	NEUTRAL	0- 0	0- 0	0- 0				

RPI 1-25				RPI 26-50				RPI 51-100 Team's RPI: 65				RPI 101+			
RPI	S	Opponent	Score	RPI	S	Opponent	Score	RPI	S	Opponent	Score	RPI	S	Opponent	Score
21	A	Central Mich.	39 66	26	H	Western Ky.	86 91	61	A	IUPUI	48 65	104	A	Cincinnati	56 63
								68	H	Buffalo	69 65	110	H	Kent St.	66 62
								77	A	Ohio	71 79	116	N	Lehigh	54 52
								90	H	Butler	74 70	121	N	Wisconsin	56 67
												133	N	Providence	52 51
												178	H	Eastern Mich.	59 54
												179	A	New Mexico	70 57
												189	H	Miami (OH)	80 63
												191	A	Bowling Green	86 80
												225	H	Xavier	70 49
												245	N	LMU (CA)	77 72
												307	A	Purdue Fort Wayne	83 52
LAST 10 Division I															
189	H	Miami (OH)	80 63	191	A	Bowling Green	86 80								
68	H	Buffalo	69 65	110	H	Kent St.	66 62								
77	A	Ohio	71 79	179	A	New Mexico	70 57								
21	A	Central Mich.	39 66	133	N	Providence	52 51								
178	H	Eastern Mich.	59 54	245	N	LMU (CA)	77 72								

Non-Div I Games: Urbana 84 49

Ball St.

■ Loss,
 ■ Non-Conf, S Site,
 ■ Home
 ■ Away
 N Neutral

Average RPI Win:	132	WON-LOST	WINNING	LAST 10	STRENGTH OF	OPP. STRENGTH	TEAM	ADJ.	CONF.	ADJ CONF.
Average RPI Loss:	1	RECORD	PCT. RANK	GAMES	SCHEDULE	OF SCHEDULE	RPI	RPI	RPI	RPI
DIV. I ONLY	17- 1	8	10-0	51	11	9	9	3	3	
DIV. I NON-CONF.	11- 1	13	4-0	156	14	27	27	4	4	
TOTALS	RPI 1-25	RPI 26-50	W-L RECORDS	RPI 51-100	RPI 101-150	RPI 150+				
17- 1	3- 1	3- 0	OVERALL	4- 0	0- 0	7- 0				
11- 0	0- 0	2- 0	HOME	2- 0	0- 0	7- 0				
4- 0	2- 0	1- 0	AWAY	1- 0	0- 0	0- 0				
2- 1	1- 1	0- 0	NEUTRAL	1- 0	0- 0	0- 0				
11- 1	2- 1	0- 0	NON-CONFERENCE	3- 0	0- 0	6- 0				
8- 0	0- 0	0- 0	HOME	2- 0	0- 0	6- 0				
1- 0	1- 0	0- 0	AWAY	0- 0	0- 0	0- 0				
2- 1	1- 1	0- 0	NEUTRAL	1- 0	0- 0	0- 0				
6- 0	1- 0	3- 0	CONFERENCE	1- 0	0- 0	1- 0				
3- 0	0- 0	2- 0	HOME	0- 0	0- 0	1- 0				
3- 0	1- 0	1- 0	AWAY	1- 0	0- 0	0- 0				
0- 0	0- 0	0- 0	NEUTRAL	0- 0	0- 0	0- 0				

RPI	S	Opponent	Score	RPI	S	Opponent	Score	RPI	S	Opponent	Score	RPI	S	Opponent	Score
1	N	South Carolina	59 74	36	A	Oklahoma	77 56	73	H	Georgia	72 38	151	H	Texas Tech	87 79
7	A	UConn	74 58	40	H	West Virginia	91 51	78	H	South Fla.	58 46	209	H	Arkansas St.	111 43
12	N	Indiana	77 62	45	H	Oklahoma St.	94 48	83	A	Kansas	90 47	217	H	Lamar University	90 28
23	A	TCU	66 57					85	N	Washington St.	89 66	242	H	Morehead St.	94 47
												280	H	New Hampshire	97 29
												329	H	Houston Baptist	112 42
												337	H	Grambling	120 46
LAST 10 Division I															
151	H	Texas Tech	87 79	7	A	UConn	74 58								
23	A	TCU	66 57	36	A	Oklahoma	77 56								
40	H	West Virginia	91 51	242	H	Morehead St.	94 47								
83	A	Kansas	90 47	209	H	Arkansas St.	111 43								
45	H	Oklahoma St.	94 48	73	H	Georgia	72 38								

Non-Div I Games:

Baylor

■ Loss,
 ■ Non-Conf, S Site,
 ■ Home
 ■ Away
 N Neutral

Average RPI Win:	206	WON-LOST	WINNING	LAST 10	STRENGTH OF	OPP. STRENGTH	TEAM	ADJ.	CONF.	ADJ CONF.
Average RPI Loss:	56	RECORD	PCT. RANK	GAMES	SCHEDULE	OF SCHEDULE	RPI	RPI	RPI	RPI
DIV. I ONLY	12- 7	100	8-2	83	120	66	66	18	18	
DIV. I NON-CONF.	5- 6	187	1-1	41	13	92	92	24	24	
TOTALS	RPI 1-25	RPI 26-50	W-L RECORDS	RPI 51-100	RPI 101-150	RPI 150+				
12- 7	0- 1	0- 4	OVERALL	2- 1	0- 0	10- 1				
8- 0	0- 0	0- 0	HOME	2- 0	0- 0	6- 0				
4- 5	0- 0	0- 3	AWAY	0- 1	0- 0	4- 1				
0- 2	0- 1	0- 1	NEUTRAL	0- 0	0- 0	0- 0				
5- 6	0- 1	0- 4	NON-CONFERENCE	2- 0	0- 0	3- 1				
4- 0	0- 0	0- 0	HOME	2- 0	0- 0	2- 0				
1- 4	0- 0	0- 3	AWAY	0- 0	0- 0	1- 1				
0- 2	0- 1	0- 1	NEUTRAL	0- 0	0- 0	0- 0				
7- 1	0- 0	0- 0	CONFERENCE	0- 1	0- 0	7- 0				
4- 0	0- 0	0- 0	HOME	0- 0	0- 0	4- 0				
3- 1	0- 0	0- 0	AWAY	0- 1	0- 0	3- 0				
0- 0	0- 0	0- 0	NEUTRAL	0- 0	0- 0	0- 0				

RPI 1-25				RPI 26-50				RPI 51-100				Team's RPI: 66	RPI 101+			
RPI	S	Opponent	Score	RPI	S	Opponent	Score	RPI	S	Opponent	Score		RPI	S	Opponent	Score
8	N	Maryland	26 90	26	A	Western Ky.	46 77	52	H	Middle Tenn.	68 57		154	A	Southeast Mo. St.	57 45
				28	N	Virginia Tech	58 60	56	H	UCF	72 37		155	A	Toledo	48 53
				39	A	Marquette	51 53	86	A	UT Martin	57 74		175	A	Austin Peay	53 52
				47	A	Arkansas	60 91						223	A	Murray St.	86 56
													228	H	Northern Ky.	62 45
													233	H	Chattanooga	63 50
													242	H	Morehead St.	71 62
													243	H	Eastern Ill.	69 45
													265	A	Lipscomb	69 68
													277	H	Eastern Ky.	68 48
													320	H	SIUE	69 48
LAST 10 Division I																
				175	A	Austin Peay	53 52						154	A	Southeast Mo. St.	57 45
				223	A	Murray St.	86 56						243	H	Eastern Ill.	69 45
				242	H	Morehead St.	71 62						320	H	SIUE	69 48
				277	H	Eastern Ky.	68 48						39	A	Marquette	51 53
				86	A	UT Martin	57 74						52	H	Middle Tenn.	68 57

Non-Div I Games:

Belmont

■ Loss,
 ■ Non-Conf,
 ■ S Site,
 ■ H Home
 ■ A Away
 N Neutral

Average RPI Win:	276	WON-LOST	WINNING	LAST 10	STRENGTH OF	OPP. STRENGTH	TEAM	ADJ.	CONF.	ADJ CONF.
Average RPI Loss:	93	RECORD	PCT. RANK	GAMES	SCHEDULE	OF SCHEDULE	RPI	RPI	RPI	RPI
DIV. I ONLY	12- 5	56	8-2	311	251	152	152	30	30	
DIV. I NON-CONF.	6- 4	123	2-1	288	95	162	162	31	31	
TOTALS	RPI 1-25	RPI 26-50	W-L RECORDS	RPI 51-100	RPI 101-150	RPI 150+				
12- 5	0- 1	0- 0	OVERALL	0- 2	1- 1	11- 1				
4- 2	0- 1	0- 0	HOME	0- 1	0- 0	4- 0				
7- 3	0- 0	0- 0	AWAY	0- 1	1- 1	6- 1				
1- 0	0- 0	0- 0	NEUTRAL	0- 0	0- 0	1- 0				
6- 4	0- 1	0- 0	NON-CONFERENCE	0- 2	0- 1	6- 0				
1- 2	0- 1	0- 0	HOME	0- 1	0- 0	1- 0				
4- 2	0- 0	0- 0	AWAY	0- 1	0- 1	4- 0				
1- 0	0- 0	0- 0	NEUTRAL	0- 0	0- 0	1- 0				
6- 1	0- 0	0- 0	CONFERENCE	0- 0	1- 0	5- 1				
3- 0	0- 0	0- 0	HOME	0- 0	0- 0	3- 0				
3- 1	0- 0	0- 0	AWAY	0- 0	1- 0	2- 1				
0- 0	0- 0	0- 0	NEUTRAL	0- 0	0- 0	0- 0				

RPI 1-25				RPI 26-50				RPI 51-100				RPI 101+ Team's RPI: 152			
RPI	S	Opponent	Score	RPI	S	Opponent	Score	RPI	S	Opponent	Score	RPI	S	Opponent	Score
21	H	Central Mich.	67 92					63	A	Alabama	49 60	134	A	N.C. A&T	69 58
								64	H	Troy	62 68	136	A	Auburn	56 74
												181	A	Norfolk St.	51 61
												204	A	Jacksonville	53 52
												238	A	Howard	75 59
												258	A	Stetson	59 55
												261	H	Morgan St.	74 65
												281	N	Appalachian St.	61 44
												290	H	Ga. Southern	75 57
												297	A	FIU	65 60
												324	H	N.C. Central	73 52
												334	A	Charleston So.	81 41
												341	H	Coppin St.	82 51
												349	A	South Carolina St.	66 55
LAST 10 Division I															
349	A	South Carolina St.	66 55	238	A	Howard	75 59								
134	A	N.C. A&T	69 58	181	A	Norfolk St.	51 61								
324	H	N.C. Central	73 52	21	H	Central Mich.	67 92								
261	H	Morgan St.	74 65	258	A	Stetson	59 55								
341	H	Coppin St.	82 51	281	N	Appalachian St.	61 44								

Non-Div I Games: Edward Waters 79 46 Palm Beach Atl. 68 45

Bethune-Cookman

Loss, Non-Conf, S Site, H Home A Away N Neutral

Binghamton

Through Games Of Jan. 27, 2020

Average RPI Win:	263	WON-LOST	WINNING	LAST 10	STRENGTH OF	OPP. STRENGTH	TEAM	ADJ.	CONF.	ADJ CONF.
Average RPI Loss:	191	RECORD	PCT. RANK	GAMES	SCHEDULE	OF SCHEDULE	RPI	RPI	RPI	RPI
DIV. I ONLY	13- 6	66	5-5	323	266	180	180	28	28	
DIV. I NON-CONF.	10- 2	30	2-1	334	228	123	123	28	28	
TOTALS	RPI 1-25	RPI 26-50	W-L RECORDS	RPI 51-100	RPI 101-150	RPI 150+				
13- 6	0- 0	0- 0	OVERALL	0- 2	1- 0	12- 4				
6- 2	0- 0	0- 0	HOME	0- 1	0- 0	6- 1				
6- 3	0- 0	0- 0	AWAY	0- 1	1- 0	5- 2				
1- 1	0- 0	0- 0	NEUTRAL	0- 0	0- 0	1- 1				
10- 2	0- 0	0- 0	NON-CONFERENCE	0- 1	1- 0	9- 1				
5- 0	0- 0	0- 0	HOME	0- 0	0- 0	5- 0				
4- 1	0- 0	0- 0	AWAY	0- 1	1- 0	3- 0				
1- 1	0- 0	0- 0	NEUTRAL	0- 0	0- 0	1- 1				
3- 4	0- 0	0- 0	CONFERENCE	0- 1	0- 0	3- 3				
1- 2	0- 0	0- 0	HOME	0- 1	0- 0	1- 1				
2- 2	0- 0	0- 0	AWAY	0- 0	0- 0	2- 2				
0- 0	0- 0	0- 0	NEUTRAL	0- 0	0- 0	0- 0				

RPI 1-25				RPI 26-50				RPI 51-100				RPI 101+ Team's RPI: 180					
RPI	S	Opponent	Score	RPI	S	Opponent	Score	RPI	S	Opponent	Score	RPI	S	Opponent	Score		
								62	A	Miami (FL)	56	79	131	A	Cornell	59	56
								94	H	Stony Brook	60	67	175	N	Austin Peay	63	80
													178	H	Eastern Mich.	78	67
													201	H	Lafayette	74	64
													219	H	UMass Lowell	56	66
													226	H	Niagara	74	55
													255	H	Maine	73	63
													259	A	Delaware St.	75	66
													280	A	New Hampshire	63	53
													282	A	Vermont	62	65
													284	H	St. Bonaventure	78	67
													302	A	UMBC	61	43
													306	A	Siena	89	62
													314	A	Albany (NY)	53	56
													330	H	NJIT	75	40
													332	A	Fairleigh Dickinson	60	48
													337	N	Grambling	88	67
LAST 10 Division I																	
				280	A	New Hampshire	63	53					302	A	UMBC	61	43
				94	H	Stony Brook	60	67					314	A	Albany (NY)	53	56
				255	H	Maine	73	63					330	H	NJIT	75	40
				282	A	Vermont	62	65					337	N	Grambling	88	67
				219	H	UMass Lowell	56	66					175	N	Austin Peay	63	80

Non-Div I Games: Bloomsburg 70 45

Binghamton

Loss, Non-Conf, S Site, H Home A Away N Neutral

Average RPI Win:	237	WON-LOST	WINNING	LAST 10	STRENGTH OF	OPP. STRENGTH	TEAM	ADJ.	CONF.	ADJ CONF.
Average RPI Loss:	85	RECORD	PCT. RANK	GAMES	SCHEDULE	OF SCHEDULE	RPI	RPI	RPI	RPI
DIV. I ONLY	12- 7	100	7-3	143	140	109	109	17	17	
DIV. I NON-CONF.	6- 4	123	3-0	64	46	79	79	23	23	
TOTALS	RPI 1-25	RPI 26-50	W-L RECORDS	RPI 51-100	RPI 101-150	RPI 150+				
12- 7	0- 3	0- 0	OVERALL	1- 2	1- 0	10- 2				
8- 3	0- 1	0- 0	HOME	1- 2	0- 0	7- 0				
4- 4	0- 2	0- 0	AWAY	0- 0	1- 0	3- 2				
0- 0	0- 0	0- 0	NEUTRAL	0- 0	0- 0	0- 0				
6- 4	0- 3	0- 0	NON-CONFERENCE	1- 1	1- 0	4- 0				
4- 2	0- 1	0- 0	HOME	1- 1	0- 0	3- 0				
2- 2	0- 2	0- 0	AWAY	0- 0	1- 0	1- 0				
0- 0	0- 0	0- 0	NEUTRAL	0- 0	0- 0	0- 0				
6- 3	0- 0	0- 0	CONFERENCE	0- 1	0- 0	6- 2				
4- 1	0- 0	0- 0	HOME	0- 1	0- 0	4- 0				
2- 2	0- 0	0- 0	AWAY	0- 0	0- 0	2- 2				
0- 0	0- 0	0- 0	NEUTRAL	0- 0	0- 0	0- 0				

RPI 1-25				RPI 26-50				RPI 51-100				RPI 101+ Team's RPI: 109			
RPI	S	Opponent	Score	RPI	S	Opponent	Score	RPI	S	Opponent	Score	RPI	S	Opponent	Score
3	A	Louisville	82 98					71	H	Fresno St.	80 85	111	A	UAB	83 81
13	H	Missouri St.	69 72					81	H	BYU	66 55	179	H	New Mexico	83 82
23	A	TCU	65 77					85	H	Washington St.	68 80	186	H	Portland St.	82 57
												188	A	UNLV	65 66
												215	A	Wyoming	68 73
												247	H	Pepperdine	76 74
												260	A	Colorado St.	72 69
												267	H	San Diego St.	86 72
												283	A	Utah St.	65 59
												288	H	Nevada	54 40
												295	A	Eastern Wash.	63 61
												315	H	Air Force	70 61
												326	H	Utah Valley	77 69
LAST 10 Division I															
				71	H	Fresno St.	80 85	288	H	Nevada	54 40				
				283	A	Utah St.	65 59	215	A	Wyoming	68 73				
				315	H	Air Force	70 61	247	H	Pepperdine	76 74				
				267	H	San Diego St.	86 72	295	A	Eastern Wash.	63 61				
				188	A	UNLV	65 66	81	H	BYU	66 55				

Non-Div I Games: Lewis-Clark St. 88 34 Western Ore. 75 32

Boise St.

■ Loss,
 ■ Non-Conf, S Site,
 ■ Home
 ■ Away
 N Neutral

Average RPI Win:	186	WON-LOST	WINNING	LAST 10	STRENGTH OF	OPP. STRENGTH	TEAM	ADJ.	CONF.	ADJ CONF.
Average RPI Loss:	52	RECORD	PCT. RANK	GAMES	SCHEDULE	OF SCHEDULE	RPI	RPI	RPI	RPI
DIV. I ONLY	10- 9	167	5-5	57	54	92	92	5	5	
DIV. I NON-CONF.	7- 4	100	2-0	97	153	77	77	3	3	
TOTALS	RPI 1-25	RPI 26-50	W-L RECORDS	RPI 51-100	RPI 101-150	RPI 150+				
10- 9	0- 3	0- 3	OVERALL	1- 1	3- 2	6- 0				
5- 3	0- 2	0- 1	HOME	0- 0	1- 0	4- 0				
4- 5	0- 1	0- 2	AWAY	1- 0	1- 2	2- 0				
1- 1	0- 0	0- 0	NEUTRAL	0- 1	1- 0	0- 0				
7- 4	0- 1	0- 0	NON-CONFERENCE	0- 1	2- 2	5- 0				
5- 0	0- 0	0- 0	HOME	0- 0	1- 0	4- 0				
1- 3	0- 1	0- 0	AWAY	0- 0	0- 2	1- 0				
1- 1	0- 0	0- 0	NEUTRAL	0- 1	1- 0	0- 0				
3- 5	0- 2	0- 3	CONFERENCE	1- 0	1- 0	1- 0				
0- 3	0- 2	0- 1	HOME	0- 0	0- 0	0- 0				
3- 2	0- 0	0- 2	AWAY	1- 0	1- 0	1- 0				
0- 0	0- 0	0- 0	NEUTRAL	0- 0	0- 0	0- 0				

RPI 1-25				RPI 26-50				RPI 51-100				Team's RPI: 92	RPI 101+			
RPI	S	Opponent	Score	RPI	S	Opponent	Score	RPI	S	Opponent	Score		RPI	S	Opponent	Score
3	H	Louisville	70 81	28	A	Virginia Tech	49 70	54	A	Georgia Tech	55 48		112	H	VCU	87 52
15	A	Northwestern	63 66	35	H	Virginia	52 69	76	N	Charlotte	68 84		118	A	Holy Cross	71 80
19	H	NC State	54 72	38	A	Duke	73 85						125	N	Tulane	89 76
													128	A	Notre Dame	75 65
													133	A	Providence	60 76
													167	H	Rhode Island	66 55
													202	A	Boston U.	88 57
													219	H	UMass Lowell	89 46
													259	H	Delaware St.	109 69
													287	A	Pittsburgh	79 70
													311	H	St. Francis Brooklyn	106 69
LAST 10 Division I																
28	A	Virginia Tech	49 70	287	A	Pittsburgh	79 70									
54	A	Georgia Tech	55 48	19	H	NC State	54 72									
3	H	Louisville	70 81	259	H	Delaware St.	109 69									
35	H	Virginia	52 69	202	A	Boston U.	88 57									
128	A	Notre Dame	75 65	38	A	Duke	73 85									

Non-Div I Games:

Boston College

■ Loss,
 ■ Non-Conf,
 ■ S Site,
 ■ H Home
 ■ A Away
 N Neutral

Average RPI Win: 224	WON-LOST	WINNING	LAST 10	STRENGTH OF	OPP. STRENGTH	TEAM	ADJ.	CONF.	ADJ CONF.
Average RPI Loss: 145	RECORD	PCT. RANK	GAMES	SCHEDULE	OF SCHEDULE	RPI	RPI	RPI	RPI
DIV. I ONLY	9- 10	191	6-4	195	186	202	202	15	15
DIV. I NON-CONF.	5- 6	187	2-0	197	195	207	207	16	16
TOTALS	RPI 1-25	RPI 26-50	W-L RECORDS	RPI 51-100	RPI 101-150	RPI 150+			
9- 10	0- 0	0- 0	OVERALL	0- 3	2- 4	7- 3			
5- 5	0- 0	0- 0	HOME	0- 3	2- 2	3- 0			
4- 5	0- 0	0- 0	AWAY	0- 0	0- 2	4- 3			
0- 0	0- 0	0- 0	NEUTRAL	0- 0	0- 0	0- 0			
5- 6	0- 0	0- 0	NON-CONFERENCE	0- 2	1- 3	4- 1			
2- 4	0- 0	0- 0	HOME	0- 2	1- 2	1- 0			
3- 2	0- 0	0- 0	AWAY	0- 0	0- 1	3- 1			
0- 0	0- 0	0- 0	NEUTRAL	0- 0	0- 0	0- 0			
4- 4	0- 0	0- 0	CONFERENCE	0- 1	1- 1	3- 2			
3- 1	0- 0	0- 0	HOME	0- 1	1- 0	2- 0			
1- 3	0- 0	0- 0	AWAY	0- 0	0- 1	1- 2			
0- 0	0- 0	0- 0	NEUTRAL	0- 0	0- 0	0- 0			

RPI 1-25			RPI 26-50			RPI 51-100			RPI 101+ Team's RPI: 202		
RPI	S	Opponent	Score	RPI	S	Opponent	Score	RPI	S	Opponent	Score
								72	H	Marist	75 89
								87	H	Colgate	61 70
								92	H	Boston College	57 88
								116	A	Lehigh	34 51
								118	H	Holy Cross	76 70
								126	A	California	62 73
								135	H	Northeastern	72 56
								142	H	Harvard	39 66
								147	H	Massachusetts	45 58
								158	H	Dartmouth	74 56
								190	H	American	59 44
								192	A	UC Davis	68 75
								201	A	Lafayette	57 59
								255	A	Maine	62 49
								274	H	Loyola Maryland	44 42
								276	A	Navy	41 46
								280	A	New Hampshire	78 64
								293	A	Army West Point	72 66
								314	A	Albany (NY)	60 58
LAST 10 Division I											
118	H	Holy Cross	76 70	116	A	Lehigh	34 51				
276	A	Navy	41 46	190	H	American	59 44				
87	H	Colgate	61 70	201	A	Lafayette	57 59				
274	H	Loyola Maryland	44 42	135	H	Northeastern	72 56				
293	A	Army West Point	72 66	158	H	Dartmouth	74 56				

Non-Div I Games:

Boston U.

■ Loss,
 ■ Non-Conf,
 ■ S Site,
 ■ H Home
 ■ A Away
 N Neutral

Bowling Green

Through Games Of Jan. 27, 2020

Average RPI Win: 229	WON-LOST	WINNING	LAST 10	STRENGTH OF	OPP. STRENGTH	TEAM	ADJ.	CONF.	ADJ CONF.
Average RPI Loss: 128	RECORD	PCT. RANK	GAMES	SCHEDULE	OF SCHEDULE	RPI	RPI	RPI	RPI
DIV. I ONLY	6- 11	250	2-8	114	169	191	191	10	10
DIV. I NON-CONF.	5- 5	164	1-2	192	236	150	150	10	10
TOTALS	RPI 1-25	RPI 26-50	W-L RECORDS	RPI 51-100	RPI 101-150	RPI 150+			
6- 11	0- 0	0- 1	OVERALL	0- 3	1- 2	5- 5			
3- 2	0- 0	0- 0	HOME	0- 1	1- 0	2- 1			
2- 7	0- 0	0- 1	AWAY	0- 2	0- 1	2- 3			
1- 2	0- 0	0- 0	NEUTRAL	0- 0	0- 1	1- 1			
5- 5	0- 0	0- 1	NON-CONFERENCE	0- 0	0- 2	5- 2			
2- 0	0- 0	0- 0	HOME	0- 0	0- 0	2- 0			
2- 3	0- 0	0- 1	AWAY	0- 0	0- 1	2- 1			
1- 2	0- 0	0- 0	NEUTRAL	0- 0	0- 1	1- 1			
1- 6	0- 0	0- 0	CONFERENCE	0- 3	1- 0	0- 3			
1- 2	0- 0	0- 0	HOME	0- 1	1- 0	0- 1			
0- 4	0- 0	0- 0	AWAY	0- 2	0- 0	0- 2			
0- 0	0- 0	0- 0	NEUTRAL	0- 0	0- 0	0- 0			

RPI S	Opponent	Score	RPI S	Opponent	Score	RPI S	Opponent	Score	RPI S	Opponent	Score	Team's RPI: 191
29	A Purdue	74 81	65	H Ball St.	80 86	103	A Loyola Chicago	76 84				
			68	A Buffalo	59 65	132	H Western Mich.	72 63				
			77	A Ohio	69 79	144	N Green Bay	54 73				
						155	A Toledo	72 79				
						163	A Valparaiso	90 95				
						178	A Eastern Mich.	61 78				
						195	H Akron	73 76				
						196	H Cleveland St.	89 62				
						230	N San Francisco	56 64				
						242	H Morehead St.	79 65				
						244	A Marshall	82 69				
						264	A Milwaukee	63 51				
						296	N California Baptist	98 60				
LAST 10 Division I												
77	A Ohio	69 79	65	H Ball St.	80 86							
132	H Western Mich.	72 63	178	A Eastern Mich.	61 78							
155	A Toledo	72 79	29	A Purdue	74 81							
68	A Buffalo	59 65	103	A Loyola Chicago	76 84							
195	H Akron	73 76	264	A Milwaukee	63 51							

Non-Div I Games: Davis & Elkins 91 52 Notre Dame (OH) 88 54

Bowling Green

Loss, Non-Conf, S Site, H Home A Away N Neutral

Average RPI Win:	185	WON-LOST	WINNING	LAST 10	STRENGTH OF	OPP. STRENGTH	TEAM	ADJ.	CONF.	ADJ CONF.
Average RPI Loss:	81	RECORD	PCT. RANK	GAMES	SCHEDULE	OF SCHEDULE	RPI	RPI	RPI	RPI
DIV. I ONLY	15- 2	15	9-1	253	100	53	53	7	7	
DIV. I NON-CONF.	8- 2	52	2-1	311	92	105	105	7	7	
TOTALS	RPI 1-25	RPI 26-50	W-L RECORDS	RPI 51-100	RPI 101-150	RPI 150+				
15- 2	0- 0	1- 1	OVERALL	2- 0	2- 1	10- 0				
8- 0	0- 0	1- 0	HOME	2- 0	0- 0	5- 0				
4- 1	0- 0	0- 1	AWAY	0- 0	1- 0	3- 0				
3- 1	0- 0	0- 0	NEUTRAL	0- 0	1- 1	2- 0				
8- 2	0- 0	0- 1	NON-CONFERENCE	0- 0	1- 1	7- 0				
3- 0	0- 0	0- 0	HOME	0- 0	0- 0	3- 0				
2- 1	0- 0	0- 1	AWAY	0- 0	0- 0	2- 0				
3- 1	0- 0	0- 0	NEUTRAL	0- 0	1- 1	2- 0				
7- 0	0- 0	1- 0	CONFERENCE	2- 0	1- 0	3- 0				
5- 0	0- 0	1- 0	HOME	2- 0	0- 0	2- 0				
2- 0	0- 0	0- 0	AWAY	0- 0	1- 0	1- 0				
0- 0	0- 0	0- 0	NEUTRAL	0- 0	0- 0	0- 0				

RPI 1-25				RPI 26-50				RPI 51-100				Team's RPI: 53	RPI 101+			
RPI	S	Opponent	Score	RPI	S	Opponent	Score	RPI	S	Opponent	Score		RPI	S	Opponent	Score
				30	H	Drake	77 76	58	H	UNI	61 47		103	A	Loyola Chicago	60 47
				48	A	Michigan	57 77	95	H	Illinois St.	76 61		113	N	Liberty	63 75
													117	N	Richmond	61 57
													163	A	Valparaiso	75 61
													165	H	Jackson St.	78 69
													189	H	Miami (OH)	79 68
													205	A	Western Ill.	84 49
													214	N	George Mason	61 59
													269	H	Indiana St.	91 75
													270	A	Oakland	74 58
													291	H	North Dakota St.	70 64
													295	N	Eastern Wash.	66 46
													317	H	Evansville	82 51
LAST 10 Division I																
				30	H	Drake	77 76	269	H	Indiana St.	91 75					
				58	H	UNI	61 47	317	H	Evansville	82 51					
				163	A	Valparaiso	75 61	295	N	Eastern Wash.	66 46					
				103	A	Loyola Chicago	60 47	113	N	Liberty	63 75					
				95	H	Illinois St.	76 61	165	H	Jackson St.	78 69					

Non-Div I Games: Eureka 101 39

Bradley

Average RPI Win:	290	WON-LOST	WINNING	LAST 10	STRENGTH OF	OPP. STRENGTH	TEAM	ADJ.	CONF.	ADJ CONF.
Average RPI Loss:	150	RECORD	PCT. RANK	GAMES	SCHEDULE	OF SCHEDULE	RPI	RPI	RPI	RPI
DIV. I ONLY	6- 9	231	4-6	230	278	224	224	8	8	
DIV. I NON-CONF.	6- 7	182	4-4	295	333	246	246	8	8	
TOTALS	RPI 1-25	RPI 26-50	W-L RECORDS	RPI 51-100	RPI 101-150	RPI 150+				
6- 9	0- 0	0- 2	OVERALL	0- 1	0- 2	6- 4				
1- 4	0- 0	0- 1	HOME	0- 0	0- 1	1- 2				
5- 4	0- 0	0- 1	AWAY	0- 1	0- 1	5- 1				
0- 1	0- 0	0- 0	NEUTRAL	0- 0	0- 0	0- 1				
6- 7	0- 0	0- 0	NON-CONFERENCE	0- 1	0- 2	6- 4				
1- 3	0- 0	0- 0	HOME	0- 0	0- 1	1- 2				
5- 3	0- 0	0- 0	AWAY	0- 1	0- 1	5- 1				
0- 1	0- 0	0- 0	NEUTRAL	0- 0	0- 0	0- 1				
0- 2	0- 0	0- 2	CONFERENCE	0- 0	0- 0	0- 0				
0- 1	0- 0	0- 1	HOME	0- 0	0- 0	0- 0				
0- 1	0- 0	0- 1	AWAY	0- 0	0- 0	0- 0				
0- 0	0- 0	0- 0	NEUTRAL	0- 0	0- 0	0- 0				

RPI S	Opponent	Score	RPI S	Opponent	Score	RPI S	Opponent	Score	RPI S	Opponent	Score	Team's RPI: 224
42	A Yale	72 79	42	H Yale	40 73	78	A South Fla.	60 70	118	H Holy Cross	71 83	
									147	A Massachusetts	42 95	
									167	N Rhode Island	44 89	
									172	H Merrimack	57 72	
									248	A Fairfield	58 44	
									255	H Maine	76 70	
									271	A Longwood	76 86	
									280	A New Hampshire	76 68	
									297	A FIU	72 57	
									313	A Bryant	56 50	
									313	H Bryant	44 45	
									344	A Central Conn. St.	83 73	
LAST 10 Division I												
42	H Yale	40 73	313	A Bryant	56 50							
42	A Yale	72 79	167	N Rhode Island	44 89							
78	A South Fla.	60 70	118	H Holy Cross	71 83							
297	A FIU	72 57	172	H Merrimack	57 72							
248	A Fairfield	58 44	280	A New Hampshire	76 68							

Non-Div I Games:

Brown

■ Loss,
 ■ Non-Conf,
 ■ S Site,
 ■ H Home
 ■ A Away
 N Neutral

Average RPI Win: 290	WON-LOST	WINNING	LAST 10	STRENGTH OF	OPP. STRENGTH	TEAM	ADJ.	CONF.	ADJ CONF.
Average RPI Loss: 207	RECORD	PCT. RANK	GAMES	SCHEDULE	OF SCHEDULE	RPI	RPI	RPI	RPI
DIV. I ONLY	5- 13	286	4-6	313	323	313	313	29	29
DIV. I NON-CONF.	2- 9	304	1-2	298	279	329	329	30	30
TOTALS	RPI 1-25	RPI 26-50	W-L RECORDS	RPI 51-100	RPI 101-150	RPI 150+			
5- 13	0- 0	0- 0	OVERALL	0- 1	0- 3	5- 9			
2- 7	0- 0	0- 0	HOME	0- 0	0- 1	2- 6			
3- 6	0- 0	0- 0	AWAY	0- 1	0- 2	3- 3			
0- 0	0- 0	0- 0	NEUTRAL	0- 0	0- 0	0- 0			
2- 9	0- 0	0- 0	NON-CONFERENCE	0- 1	0- 3	2- 5			
1- 4	0- 0	0- 0	HOME	0- 0	0- 1	1- 3			
1- 5	0- 0	0- 0	AWAY	0- 1	0- 2	1- 2			
0- 0	0- 0	0- 0	NEUTRAL	0- 0	0- 0	0- 0			
3- 4	0- 0	0- 0	CONFERENCE	0- 0	0- 0	3- 4			
1- 3	0- 0	0- 0	HOME	0- 0	0- 0	1- 3			
2- 1	0- 0	0- 0	AWAY	0- 0	0- 0	2- 1			
0- 0	0- 0	0- 0	NEUTRAL	0- 0	0- 0	0- 0			

RPI S	Opponent	Score	RPI S	Opponent	Score	RPI S	Opponent	Score	RPI S	Opponent	Score	Team's RPI: 313
						70 A	Minnesota	56 101	118 A	Holy Cross	75 87	
									133 H	Providence	32 76	
									150 A	Illinois	55 69	
									172 A	Merrimack	66 78	
									219 H	UMass Lowell	35 55	
									224 A	Brown	45 44	
									224 H	Brown	50 56	
									235 A	Mt. St. Mary's	72 67	
									235 H	Mt. St. Mary's	70 76	
									246 H	Saint Francis (PA)	60 63	
									273 H	Wagner	45 58	
									280 H	New Hampshire	56 68	
									282 A	Vermont	66 71	
									293 A	Army West Point	75 81	
									314 H	Albany (NY)	68 55	
									332 A	Fairleigh Dickinson	57 45	
									347 H	LIU Brooklyn	57 53	
LAST 10 Division I												
			273 H	Wagner	45 58		332 A	Fairleigh Dickinson	57 45			
			235 A	Mt. St. Mary's	72 67		246 H	Saint Francis (PA)	60 63			
			347 H	LIU Brooklyn	57 53		293 A	Army West Point	75 81			
			235 H	Mt. St. Mary's	70 76		314 H	Albany (NY)	68 55			
			172 A	Merrimack	66 78		224 H	Brown	50 56			

Non-Div I Games:

Bryant

Bucknell

Through Games Of Jan. 27, 2020

Average RPI Win: 194	WON-LOST	WINNING	LAST 10	STRENGTH OF	OPP. STRENGTH	TEAM	ADJ.	CONF.	ADJ CONF.
Average RPI Loss: 128	RECORD	PCT. RANK	GAMES	SCHEDULE	OF SCHEDULE	RPI	RPI	RPI	RPI
DIV. I ONLY	14- 5	47	8-2	150	155	60	60	15	15
DIV. I NON-CONF.	7- 4	100	1-1	139	144	85	85	16	16
TOTALS	RPI 1-25	RPI 26-50	W-L RECORDS	RPI 51-100	RPI 101-150	RPI 150+			
14- 5	0- 0	0- 1	OVERALL	2- 2	3- 0	9- 2			
6- 1	0- 0	0- 0	HOME	2- 1	0- 0	4- 0			
6- 4	0- 0	0- 1	AWAY	0- 1	2- 0	4- 2			
2- 0	0- 0	0- 0	NEUTRAL	0- 0	1- 0	1- 0			
7- 4	0- 0	0- 1	NON-CONFERENCE	1- 2	1- 0	5- 1			
3- 1	0- 0	0- 0	HOME	1- 1	0- 0	2- 0			
2- 3	0- 0	0- 1	AWAY	0- 1	0- 0	2- 1			
2- 0	0- 0	0- 0	NEUTRAL	0- 0	1- 0	1- 0			
7- 1	0- 0	0- 0	CONFERENCE	1- 0	2- 0	4- 1			
3- 0	0- 0	0- 0	HOME	1- 0	0- 0	2- 0			
4- 1	0- 0	0- 0	AWAY	0- 0	2- 0	2- 1			
0- 0	0- 0	0- 0	NEUTRAL	0- 0	0- 0	0- 0			

RPI S	Opponent	Score	RPI S	Opponent	Score	RPI S	Opponent	Score	RPI S	Opponent	Score
			35 A	Virginia	60 84	55 H	Temple	61 72	104 N	Cincinnati	56 48
						69 H	Drexel	60 49	116 A	Lehigh	71 50
						87 H	Colgate	66 43	118 A	Holy Cross	51 40
						94 A	Stony Brook	73 78	182 A	Quinnipiac	69 76
									190 H	American	68 43
									201 H	Lafayette	50 36
									214 A	George Mason	64 51
									238 N	Howard	70 60
									246 A	Saint Francis (PA)	70 46
									274 A	Loyola Maryland	50 60
									276 A	Navy	61 34
									284 H	St. Bonaventure	68 60
									286 H	Monmouth	71 37
									293 A	Army West Point	63 52
LAST 10 Division I											
274 A	Loyola Maryland	50 60	276 A	Navy	61 34						
87 H	Colgate	66 43	201 H	Lafayette	50 36						
116 A	Lehigh	71 50	293 A	Army West Point	63 52						
190 H	American	68 43	94 A	Stony Brook	73 78						
118 A	Holy Cross	51 40	246 A	Saint Francis (PA)	70 46						

Non-Div I Games:

Bucknell

Loss, Non-Conf, S Site, H Home A Away N Neutral

Buffalo

Through Games Of Jan. 27, 2020

Average RPI Win:	194	WON-LOST	WINNING	LAST 10	STRENGTH OF	OPP. STRENGTH	TEAM	ADJ.	CONF.	ADJ CONF.
Average RPI Loss:	88	RECORD	PCT. RANK	GAMES	SCHEDULE	OF SCHEDULE	RPI	RPI	RPI	RPI
DIV. I ONLY	13- 5	51	7-3	147	145	68	68	10	10	
DIV. I NON-CONF.	9- 2	38	3-0	171	213	56	56	10	10	
TOTALS	RPI 1-25	RPI 26-50	W-L RECORDS	RPI 51-100	RPI 101-150	RPI 150+				
13- 5	0- 1	0- 0	OVERALL	2- 2	1- 1	10- 1				
7- 1	0- 0	0- 0	HOME	1- 1	0- 0	6- 0				
4- 4	0- 1	0- 0	AWAY	0- 1	1- 1	3- 1				
2- 0	0- 0	0- 0	NEUTRAL	1- 0	0- 0	1- 0				
9- 2	0- 1	0- 0	NON-CONFERENCE	2- 0	0- 1	7- 0				
5- 0	0- 0	0- 0	HOME	1- 0	0- 0	4- 0				
2- 2	0- 1	0- 0	AWAY	0- 0	0- 1	2- 0				
2- 0	0- 0	0- 0	NEUTRAL	1- 0	0- 0	1- 0				
4- 3	0- 0	0- 0	CONFERENCE	0- 2	1- 0	3- 1				
2- 1	0- 0	0- 0	HOME	0- 1	0- 0	2- 0				
2- 2	0- 0	0- 0	AWAY	0- 1	1- 0	1- 1				
0- 0	0- 0	0- 0	NEUTRAL	0- 0	0- 0	0- 0				

RPI 1-25				RPI 26-50				RPI 51-100 Team's RPI: 68				RPI 101+			
RPI	S	Opponent	Score	RPI	S	Opponent	Score	RPI	S	Opponent	Score	RPI	S	Opponent	Score
4	A	Stanford	69 88					65	A	Ball St.	65 69	110	A	Kent St.	57 44
								69	N	Drexel	63 59	137	A	San Jose St.	88 95
								77	H	Ohio	65 76	155	A	Toledo	59 71
								79	H	Dayton	67 59	158	H	Dartmouth	73 49
												161	H	Columbia	82 75
												178	H	Eastern Mich.	66 63
												189	A	Miami (OH)	86 72
												190	N	American	73 55
												191	H	Bowling Green	65 59
												226	A	Niagara	81 67
												284	A	St. Bonaventure	46 36
												338	H	Canisius	71 55
												344	H	Central Conn. St.	61 56
LAST 10 Division I															
110	A	Kent St.	57 44	155	A	Toledo	59 71								
65	A	Ball St.	65 69	189	A	Miami (OH)	86 72								
178	H	Eastern Mich.	66 63	158	H	Dartmouth	73 49								
191	H	Bowling Green	65 59	79	H	Dayton	67 59								
77	H	Ohio	65 76	284	A	St. Bonaventure	46 36								

Non-Div I Games:

Buffalo

■ Loss,
 ■ Non-Conf,
 ■ S Site,
 ■ H Home
 ■ A Away
 N Neutral

Average RPI Win: 176		WON-LOST	WINNING	LAST 10	STRENGTH OF	OPP. STRENGTH	TEAM	ADJ.	CONF.	ADJ CONF.
Average RPI Loss: 48		RECORD	PCT. RANK	GAMES	SCHEDULE	OF SCHEDULE	RPI	RPI	RPI	RPI
DIV. I ONLY		14- 6	61	7-3	126	59	90	90	6	6
DIV. I NON-CONF.		8- 3	68	1-0	188	98	112	112	6	6
TOTALS		RPI 1-25	RPI 26-50		W-L RECORDS		RPI 51-100	RPI 101-150	RPI 150+	
14- 6	0- 2	2- 1		OVERALL		3- 3	1- 0	8- 0		
8- 4	0- 2	1- 1		HOME		1- 1	0- 0	6- 0		
5- 1	0- 0	1- 0		AWAY		1- 1	1- 0	2- 0		
1- 1	0- 0	0- 0		NEUTRAL		1- 1	0- 0	0- 0		
8- 3	0- 1	0- 0		NON-CONFERENCE		2- 2	0- 0	6- 0		
7- 1	0- 1	0- 0		HOME		1- 0	0- 0	6- 0		
0- 1	0- 0	0- 0		AWAY		0- 1	0- 0	0- 0		
1- 1	0- 0	0- 0		NEUTRAL		1- 1	0- 0	0- 0		
6- 3	0- 1	2- 1		CONFERENCE		1- 1	1- 0	2- 0		
1- 3	0- 1	1- 1		HOME		0- 1	0- 0	0- 0		
5- 0	0- 0	1- 0		AWAY		1- 0	1- 0	2- 0		
0- 0	0- 0	0- 0		NEUTRAL		0- 0	0- 0	0- 0		

RPI S	Opponent	Score	RPI S	Opponent	Score	RPI S	Opponent	Score	RPI S	Opponent	Score
12	H Indiana	53 64	39	H Marquette	61 55	61	H IUPUI	64 61	133	A Providence	50 47
18	H DePaul	65 80	41	A Creighton	73 67	65	A Ball St.	70 74	195	H Akron	76 55
			44	H St. John's (NY)	42 67	73	N Georgia	36 69	207	H High Point	74 52
						74	H Seton Hall	62 67	222	A Georgetown	47 46
						77	N Ohio	60 55	225	A Xavier	78 70
						89	A Villanova	58 41	273	H Wagner	74 58
									277	H Eastern Ky.	73 41
									307	H Purdue Fort Wayne	85 58
									312	H Detroit Mercy	82 60
LAST 10 Division I											
41	A Creighton	73 67	89	A Villanova	58 41						
133	A Providence	50 47	225	A Xavier	78 70						
18	H DePaul	65 80	44	H St. John's (NY)	42 67						
39	H Marquette	61 55	74	H Seton Hall	62 67						
222	A Georgetown	47 46	307	H Purdue Fort Wayne	85 58						

Non-Div I Games:

Butler

CSU Bakersfield

Through Games Of Jan. 27, 2020

Average RPI Win:	241	WON-LOST	WINNING	LAST 10	STRENGTH OF	OPP. STRENGTH	TEAM	ADJ.	CONF.	ADJ CONF.
Average RPI Loss:	176	RECORD	PCT. RANK	GAMES	SCHEDULE	OF SCHEDULE	RPI	RPI	RPI	RPI
DIV. I ONLY	9- 7	139	6-4	211	278	156	156	32	32	
DIV. I NON-CONF.	5- 5	164	2-2	90	184	122	122	32	32	
TOTALS	RPI 1-25	RPI 26-50	W-L RECORDS	RPI 51-100	RPI 101-150	RPI 150+				
9- 7	0- 2	0- 0	OVERALL	0- 0	2- 2	7- 3				
6- 1	0- 0	0- 0	HOME	0- 0	2- 0	4- 1				
3- 6	0- 2	0- 0	AWAY	0- 0	0- 2	3- 2				
0- 0	0- 0	0- 0	NEUTRAL	0- 0	0- 0	0- 0				
5- 5	0- 2	0- 0	NON-CONFERENCE	0- 0	2- 2	3- 1				
5- 0	0- 0	0- 0	HOME	0- 0	2- 0	3- 0				
0- 5	0- 2	0- 0	AWAY	0- 0	0- 2	0- 1				
0- 0	0- 0	0- 0	NEUTRAL	0- 0	0- 0	0- 0				
4- 2	0- 0	0- 0	CONFERENCE	0- 0	0- 0	4- 2				
1- 1	0- 0	0- 0	HOME	0- 0	0- 0	1- 1				
3- 1	0- 0	0- 0	AWAY	0- 0	0- 0	3- 1				
0- 0	0- 0	0- 0	NEUTRAL	0- 0	0- 0	0- 0				

RPI 1-25				RPI 26-50				RPI 51-100				RPI 101+ Team's RPI: 156			
RPI	S	Opponent	Score	RPI	S	Opponent	Score	RPI	S	Opponent	Score	RPI	S	Opponent	Score
10	A	Gonzaga	48 92									105	H	Pacific	80 70
14	A	Oregon St.	50 69									106	A	Washington	49 80
												137	H	San Jose St.	75 71
												143	A	Wright St.	60 65
												227	H	UMKC	70 60
												234	H	North Texas	61 52
												256	A	Grand Canyon	59 54
												268	H	UC Santa Barbara	66 62
												279	A	UC Riverside	52 53
												296	A	California Baptist	66 61
												324	H	N.C. Central	80 71
												326	A	Utah Valley	55 53
												331	A	Seattle U	57 63
												348	H	Chicago St.	58 60
LAST 10 Division I															
331	A	Seattle U	57 63	256	A	Grand Canyon	59 54								
326	A	Utah Valley	55 53	279	A	UC Riverside	52 53								
348	H	Chicago St.	58 60	14	A	Oregon St.	50 69								
227	H	UMKC	70 60	268	H	UC Santa Barbara	66 62								
296	A	California Baptist	66 61	105	H	Pacific	80 70								

Non-Div I Games: Fresno Pacific 95 64 Westcliff 100 44 Cal St. Dom. Hills 83 74

CSU Bakersfield

Loss, Non-Conf, S Site, H Home A Away N Neutral

Average RPI Win:	240	WON-LOST	WINNING	LAST 10	STRENGTH OF	OPP. STRENGTH	TEAM	ADJ.	CONF.	ADJ CONF.
Average RPI Loss:	152	RECORD	PCT. RANK	GAMES	SCHEDULE	OF SCHEDULE	RPI	RPI	RPI	RPI
DIV. I ONLY	8- 10	206	6-4	291	94	249	249	27	27	
DIV. I NON-CONF.	4- 9	250	2-3	275	18	273	273	26	26	
TOTALS	RPI 1-25	RPI 26-50	W-L RECORDS	RPI 51-100	RPI 101-150	RPI 150+				
8- 10	0- 1	0- 1	OVERALL	0- 2	1- 1	7- 5				
4- 4	0- 1	0- 1	HOME	0- 1	1- 0	3- 1				
3- 5	0- 0	0- 0	AWAY	0- 1	0- 1	3- 3				
1- 1	0- 0	0- 0	NEUTRAL	0- 0	0- 0	1- 1				
4- 9	0- 1	0- 1	NON-CONFERENCE	0- 2	1- 1	3- 4				
1- 4	0- 1	0- 1	HOME	0- 1	1- 0	0- 1				
2- 4	0- 0	0- 0	AWAY	0- 1	0- 1	2- 2				
1- 1	0- 0	0- 0	NEUTRAL	0- 0	0- 0	1- 1				
4- 1	0- 0	0- 0	CONFERENCE	0- 0	0- 0	4- 1				
3- 0	0- 0	0- 0	HOME	0- 0	0- 0	3- 0				
1- 1	0- 0	0- 0	AWAY	0- 0	0- 0	1- 1				
0- 0	0- 0	0- 0	NEUTRAL	0- 0	0- 0	0- 0				

RPI 1-25				RPI 26-50				RPI 51-100				RPI 101+ Team's RPI: 249			
RPI	S	Opponent	Score	RPI	S	Opponent	Score	RPI	S	Opponent	Score	RPI	S	Opponent	Score
6	H	UCLA	44 58	35	H	Virginia	47 72	75	H	Southern California	53 69	124	H	Portland	73 64
								85	A	Washington St.	61 71	146	A	San Diego	40 59
												169	H	Santa Clara	55 76
												185	H	Hawaii	58 54
												213	N	SMU	58 68
												230	A	San Francisco	61 79
												236	H	Cal St. Fullerton	63 57
												245	A	LMU (CA)	56 54
												263	A	Long Beach St.	52 60
												267	A	San Diego St.	74 69
												269	N	Indiana St.	67 59
												296	A	California Baptist	56 64
												298	A	UC Irvine	56 51
												298	H	UC Irvine	70 62
LAST 10 Division I															
298	A	UC Irvine	56 51	267	A	San Diego St.	74 69								
263	A	Long Beach St.	52 60	146	A	San Diego	40 59								
236	H	Cal St. Fullerton	63 57	169	H	Santa Clara	55 76								
298	H	UC Irvine	70 62	6	H	UCLA	44 58								
185	H	Hawaii	58 54	245	A	LMU (CA)	56 54								

Non-Div I Games: Hope Int'l 77 54

CSUN

■ Loss,
 ■ Non-Conf, S Site,
 ■ Home
 ■ Away
 N Neutral

Average RPI Win:	273	WON-LOST	WINNING	LAST 10	STRENGTH OF	OPP. STRENGTH	TEAM	ADJ.	CONF.	ADJ CONF.
Average RPI Loss:	207	RECORD	PCT. RANK	GAMES	SCHEDULE	OF SCHEDULE	RPI	RPI	RPI	RPI
DIV. I ONLY	3- 12	309	2-8	287	271	336	336	27	27	
DIV. I NON-CONF.	2- 8	295	1-4	230	275	322	322	26	26	
TOTALS	RPI 1-25	RPI 26-50	W-L RECORDS	RPI 51-100	RPI 101-150	RPI 150+				
3- 12	0- 0	0- 2	OVERALL	0- 1	0- 0	3- 9				
3- 5	0- 0	0- 1	HOME	0- 1	0- 0	3- 3				
0- 7	0- 0	0- 1	AWAY	0- 0	0- 0	0- 6				
0- 0	0- 0	0- 0	NEUTRAL	0- 0	0- 0	0- 0				
2- 8	0- 0	0- 2	NON-CONFERENCE	0- 1	0- 0	2- 5				
2- 3	0- 0	0- 1	HOME	0- 1	0- 0	2- 1				
0- 5	0- 0	0- 1	AWAY	0- 0	0- 0	0- 4				
0- 0	0- 0	0- 0	NEUTRAL	0- 0	0- 0	0- 0				
1- 4	0- 0	0- 0	CONFERENCE	0- 0	0- 0	1- 4				
1- 2	0- 0	0- 0	HOME	0- 0	0- 0	1- 2				
0- 2	0- 0	0- 0	AWAY	0- 0	0- 0	0- 2				
0- 0	0- 0	0- 0	NEUTRAL	0- 0	0- 0	0- 0				

RPI S	Opponent	Score	RPI S	Opponent	Score	RPI S	Opponent	Score	RPI S	Opponent	Score	Team's RPI: 336
27	A Arizona St.	41 66	71	H Fresno St.	52 79	176	A Saint Mary's (CA)	67 84				
32	H Old Dominion	55 61				192	H UC Davis	36 42				
						217	H Lamar University	57 56				
						247	A Pepperdine	53 63				
						263	A Long Beach St.	69 72				
						268	A UC Santa Barbara	50 52				
						279	H UC Riverside	75 70				
						288	A Nevada	40 71				
						289	A Denver	66 96				
						298	H UC Irvine	57 68				
						322	H Sacramento St.	62 43				
						331	H Seattle U	49 72				
LAST 10 Division I												
192	H UC Davis	36 42	288	A Nevada	40 71							
279	H UC Riverside	75 70	331	H Seattle U	49 72							
298	H UC Irvine	57 68	176	A Saint Mary's (CA)	67 84							
268	A UC Santa Barbara	50 52	217	H Lamar University	57 56							
263	A Long Beach St.	69 72	32	H Old Dominion	55 61							

Non-Div I Games: Holy Names 100 35

Cal Poly

■ Loss,
 ■ Non-Conf,
 ■ S Site,
 ■ H Home
 ■ A Away
 N Neutral

Average RPI Win: 259		WON-LOST	WINNING	LAST 10	STRENGTH OF	OPP. STRENGTH	TEAM	ADJ.	CONF.	ADJ CONF.
Average RPI Loss: 230		RECORD	PCT. RANK	GAMES	SCHEDULE	OF SCHEDULE	RPI	RPI	RPI	RPI
DIV. I ONLY		10- 8	144	6-4	331	294	236	236	27	27
DIV. I NON-CONF.		8- 5	117	4-1	327	303	222	222	26	26
TOTALS		RPI 1-25	RPI 26-50	W-L RECORDS	RPI 51-100	RPI 101-150	RPI 150+			
10- 8	0- 0		0- 0	OVERALL	0- 0	1- 0	9- 8			
5- 3	0- 0		0- 0	HOME	0- 0	0- 0	5- 3			
5- 5	0- 0		0- 0	AWAY	0- 0	1- 0	4- 5			
0- 0	0- 0		0- 0	NEUTRAL	0- 0	0- 0	0- 0			
8- 5	0- 0		0- 0	NON-CONFERENCE	0- 0	1- 0	7- 5			
4- 2	0- 0		0- 0	HOME	0- 0	0- 0	4- 2			
4- 3	0- 0		0- 0	AWAY	0- 0	1- 0	3- 3			
0- 0	0- 0		0- 0	NEUTRAL	0- 0	0- 0	0- 0			
2- 3	0- 0		0- 0	CONFERENCE	0- 0	0- 0	2- 3			
1- 1	0- 0		0- 0	HOME	0- 0	0- 0	1- 1			
1- 2	0- 0		0- 0	AWAY	0- 0	0- 0	1- 2			
0- 0	0- 0		0- 0	NEUTRAL	0- 0	0- 0	0- 0			

RPI 1-25				RPI 26-50				RPI 51-100				RPI 101+				Team's RPI: 236	
RPI	S	Opponent	Score	RPI	S	Opponent	Score	RPI	S	Opponent	Score	RPI	S	Opponent	Score		
												146	A	San Diego	72	67	
												185	A	Hawaii	72	79	
												188	A	UNLV	64	58	
												194	H	Montana	69	71	
												218	A	Southern Utah	63	79	
												229	H	Delaware	55	72	
												230	A	San Francisco	63	71	
												245	A	LMU (CA)	79	74	
												249	A	CSUN	57	63	
												256	A	Grand Canyon	80	70	
												263	H	Long Beach St.	69	65	
												267	A	San Diego St.	45	55	
												268	A	UC Santa Barbara	70	68	
												268	H	UC Santa Barbara	66	75	
												283	H	Utah St.	83	62	
												296	H	California Baptist	97	93	
												315	H	Air Force	79	70	
												331	H	Seattle U	81	63	
EAST 10 Division I																	
				268	H	UC Santa Barbara	66	75	331	H	Seattle U	81	63				
				185	A	Hawaii	72	79	315	H	Air Force	79	70				
				249	A	CSUN	57	63	296	H	California Baptist	97	93				
				263	H	Long Beach St.	69	65	146	A	San Diego	72	67				
				268	A	UC Santa Barbara	70	68	230	A	San Francisco	63	71				

Non-Div I Games:

Cal St. Fullerton

■ Loss, ■ Non-Conf, S Site, H Home A Away N Neutral

California

Through Games Of Jan. 27, 2020

Average RPI Win:	226	WON-LOST	WINNING	LAST 10	STRENGTH OF	OPP. STRENGTH	TEAM	ADJ.	CONF.	ADJ CONF.
Average RPI Loss:	48	RECORD	PCT. RANK	GAMES	SCHEDULE	OF SCHEDULE	RPI	RPI	RPI	RPI
DIV. I ONLY	8- 11	220	1-9	17	63	126	126	1	1	
DIV. I NON-CONF.	8- 3	68	1-1	84	237	67	67	1	1	
TOTALS	RPI 1-25	RPI 26-50	W-L RECORDS	RPI 51-100	RPI 101-150	RPI 150+				
8- 11	0- 6	1- 1	OVERALL	0- 2	0- 2	7- 0				
7- 6	0- 2	1- 1	HOME	0- 2	0- 1	6- 0				
1- 5	0- 4	0- 0	AWAY	0- 0	0- 1	1- 0				
0- 0	0- 0	0- 0	NEUTRAL	0- 0	0- 0	0- 0				
8- 3	0- 2	1- 0	NON-CONFERENCE	0- 0	0- 1	7- 0				
7- 1	0- 1	1- 0	HOME	0- 0	0- 0	6- 0				
1- 2	0- 1	0- 0	AWAY	0- 0	0- 1	1- 0				
0- 0	0- 0	0- 0	NEUTRAL	0- 0	0- 0	0- 0				
0- 8	0- 4	0- 1	CONFERENCE	0- 2	0- 1	0- 0				
0- 5	0- 1	0- 1	HOME	0- 2	0- 1	0- 0				
0- 3	0- 3	0- 0	AWAY	0- 0	0- 0	0- 0				
0- 0	0- 0	0- 0	NEUTRAL	0- 0	0- 0	0- 0				

RPI S Opponent Score	RPI S Opponent Score	RPI S Opponent Score	RPI S Opponent Score
2 A Oregon 55 105	43 H Colorado 50 62	85 H Washington St. 75 96	106 H Washington 64 67
4 A Stanford 40 73	47 H Arkansas 84 80	98 H Utah 62 71	142 A Harvard 53 56
4 H Stanford 65 79			169 H Santa Clara 69 65
7 A UConn 61 72			202 H Boston U. 73 62
14 A Oregon St. 44 81			256 H Grand Canyon 72 53
20 H Kentucky 61 63			263 H Long Beach St. 68 45
			267 A San Diego St. 74 48
			279 H UC Riverside 84 61
			324 H N.C. Central 90 69
LAST 10 Division I			
43 H Colorado 50 62	4 A Stanford 40 73		
98 H Utah 62 71	85 H Washington St. 75 96		
2 A Oregon 55 105	106 H Washington 64 67		
14 A Oregon St. 44 81	256 H Grand Canyon 72 53		
4 H Stanford 65 79	20 H Kentucky 61 63		

Non-Div I Games:

California

Loss, Non-Conf, S Site, H Home A Away N Neutral

Average RPI Win:	266	WON-LOST	WINNING	LAST 10	STRENGTH OF	OPP. STRENGTH	TEAM	ADJ.	CONF.	ADJ CONF.
Average RPI Loss:	219	RECORD	PCT. RANK	GAMES	SCHEDULE	OF SCHEDULE	RPI	RPI	RPI	RPI
DIV. I ONLY	7- 11	236	2-8	299	327	296	296	32	32	
DIV. I NON-CONF.	6- 6	164	1-3	244	316	240	240	32	32	
TOTALS	RPI 1-25	RPI 26-50	W-L RECORDS	RPI 51-100	RPI 101-150	RPI 150+				
7- 11	0- 1	0- 0	OVERALL	0- 0	0- 0	7- 10				
5- 3	0- 0	0- 0	HOME	0- 0	0- 0	5- 3				
2- 5	0- 0	0- 0	AWAY	0- 0	0- 0	2- 5				
0- 3	0- 1	0- 0	NEUTRAL	0- 0	0- 0	0- 2				
6- 6	0- 1	0- 0	NON-CONFERENCE	0- 0	0- 0	6- 5				
5- 1	0- 0	0- 0	HOME	0- 0	0- 0	5- 1				
1- 2	0- 0	0- 0	AWAY	0- 0	0- 0	1- 2				
0- 3	0- 1	0- 0	NEUTRAL	0- 0	0- 0	0- 2				
1- 5	0- 0	0- 0	CONFERENCE	0- 0	0- 0	1- 5				
0- 2	0- 0	0- 0	HOME	0- 0	0- 0	0- 2				
1- 3	0- 0	0- 0	AWAY	0- 0	0- 0	1- 3				
0- 0	0- 0	0- 0	NEUTRAL	0- 0	0- 0	0- 0				

RPI 1-25				RPI 26-50				RPI 51-100				RPI 101+ Team's RPI: 296			
RPI	S	Opponent	Score	RPI	S	Opponent	Score	RPI	S	Opponent	Score	RPI	S	Opponent	Score
4	N	Stanford	78 83									156	H	CSU Bakersfield	61 66
												159	N	Houston	75 96
												191	N	Bowling Green	60 98
												200	H	Northern Ariz.	98 79
												227	A	UMKC	65 75
												236	A	Cal St. Fullerton	93 97
												249	H	CSUN	64 56
												256	H	Grand Canyon	58 62
												257	A	Idaho St.	74 68
												263	H	Long Beach St.	79 70
												267	H	San Diego St.	68 80
												268	H	UC Santa Barbara	85 81
												278	H	Alabama A&M	60 55
												279	A	UC Riverside	64 80
												308	A	New Mexico St.	56 57
												321	A	UTRGV	68 87
												348	A	Chicago St.	80 65
LAST 10 Division I															
				227	A	UMKC	65 75					308	A	New Mexico St.	56 57
				348	A	Chicago St.	80 65					267	H	San Diego St.	68 80
				256	H	Grand Canyon	58 62					257	A	Idaho St.	74 68
				156	H	CSU Bakersfield	61 66					236	A	Cal St. Fullerton	93 97
				321	A	UTRGV	68 87					279	A	UC Riverside	64 80

Non-Div I Games: Ottawa (AZ) 103 75 LIFE Pacific 93 48

California Baptist

Loss, Non-Conf, S Site, H Home A Away N Neutral

Average RPI Win:	254	WON-LOST	WINNING	LAST 10	STRENGTH OF	OPP. STRENGTH	TEAM	ADJ.	CONF.	ADJ CONF.
Average RPI Loss:	196	RECORD	PCT. RANK	GAMES	SCHEDULE	OF SCHEDULE	RPI	RPI	RPI	RPI
DIV. I ONLY	11- 5	65	8-2	297	331	141	141	26	26	
DIV. I NON-CONF.	3- 4	201	0-1	283	250	226	226	27	27	
TOTALS	RPI 1-25	RPI 26-50	W-L RECORDS	RPI 51-100	RPI 101-150	RPI 150+				
11- 5	0- 0	0- 1	OVERALL	0- 1	1- 0	10- 3				
7- 0	0- 0	0- 0	HOME	0- 0	1- 0	6- 0				
4- 5	0- 0	0- 1	AWAY	0- 1	0- 0	4- 3				
0- 0	0- 0	0- 0	NEUTRAL	0- 0	0- 0	0- 0				
3- 4	0- 0	0- 1	NON-CONFERENCE	0- 1	1- 0	2- 2				
2- 0	0- 0	0- 0	HOME	0- 0	1- 0	1- 0				
1- 4	0- 0	0- 1	AWAY	0- 1	0- 0	1- 2				
0- 0	0- 0	0- 0	NEUTRAL	0- 0	0- 0	0- 0				
8- 1	0- 0	0- 0	CONFERENCE	0- 0	0- 0	8- 1				
5- 0	0- 0	0- 0	HOME	0- 0	0- 0	5- 0				
3- 1	0- 0	0- 0	AWAY	0- 0	0- 0	3- 1				
0- 0	0- 0	0- 0	NEUTRAL	0- 0	0- 0	0- 0				

RPI	S	Opponent	Score	RPI	S	Opponent	Score	RPI	S	Opponent	Score	RPI	S	Opponent	Score	Team's RPI: 141
32	A	Old Dominion	44 59	67	A	Wake Forest	46 74	123	H	UNC Greensboro	72 64	184	A	Hampton	68 31	
								207	H	High Point	73 36	211	H	Kennesaw St.	63 51	
								237	H	Gardner-Webb	48 44	250	H	Winthrop	63 47	
								254	A	UNC Asheville	52 60	271	A	Longwood	70 55	
								299	A	Presbyterian	53 47	304	A	Hofstra	55 58	
								324	A	N.C. Central	64 67	334	H	Charleston So.	61 36	
								335	A	Western Caro.	61 40	342	H	USC Upstate	50 38	
LAST 10 Division I																
334	H	Charleston So.	61 36	271	A	Longwood	70 55									
299	A	Presbyterian	53 47	254	A	UNC Asheville	52 60									
250	H	Winthrop	63 47	342	H	USC Upstate	50 38									
184	A	Hampton	68 31	207	H	High Point	73 36									
237	H	Gardner-Webb	48 44	304	A	Hofstra	55 58									

Non-Div I Games: St. Andrews 122 56 Bluefield Col. 65 41

Campbell

Loss, Non-Conf, S Site, H Home A Away N Neutral

Average RPI Win:	285	WON-LOST	WINNING	LAST 10	STRENGTH OF	OPP. STRENGTH	TEAM	ADJ.	CONF.	ADJ CONF.
Average RPI Loss:	208	RECORD	PCT. RANK	GAMES	SCHEDULE	OF SCHEDULE	RPI	RPI	RPI	RPI
DIV. I ONLY	2- 16	336	1-9	277	310	338	338	24	24	
DIV. I NON-CONF.	1- 8	322	0-1	300	280	341	341	25	25	
TOTALS	RPI 1-25	RPI 26-50	W-L RECORDS	RPI 51-100	RPI 101-150	RPI 150+				
2- 16	0- 0	0- 0	OVERALL	0- 4	0- 0	2- 12				
1- 6	0- 0	0- 0	HOME	0- 3	0- 0	1- 3				
1- 9	0- 0	0- 0	AWAY	0- 1	0- 0	1- 8				
0- 1	0- 0	0- 0	NEUTRAL	0- 0	0- 0	0- 1				
1- 8	0- 0	0- 0	NON-CONFERENCE	0- 2	0- 0	1- 6				
1- 2	0- 0	0- 0	HOME	0- 1	0- 0	1- 1				
0- 5	0- 0	0- 0	AWAY	0- 1	0- 0	0- 4				
0- 1	0- 0	0- 0	NEUTRAL	0- 0	0- 0	0- 1				
1- 8	0- 0	0- 0	CONFERENCE	0- 2	0- 0	1- 6				
0- 4	0- 0	0- 0	HOME	0- 2	0- 0	0- 2				
1- 4	0- 0	0- 0	AWAY	0- 0	0- 0	1- 4				
0- 0	0- 0	0- 0	NEUTRAL	0- 0	0- 0	0- 0				

RPI 1-25				RPI 26-50				RPI 51-100				RPI 101+ Team's RPI: 338			
RPI	S	Opponent	Score	RPI	S	Opponent	Score	RPI	S	Opponent	Score	RPI	S	Opponent	Score
								68	A	Buffalo	55 71	155	A	Toledo	65 83
								72	H	Marist	59 90	182	A	Quinnipiac	71 74
								87	H	Colgate	69 90	208	A	Youngstown St.	59 87
								93	H	Rider	57 70	220	A	Manhattan	50 68
												226	A	Niagara	62 81
												248	A	Fairfield	70 72
												258	A	Stetson	52 68
												281	N	Appalachian St.	57 74
												282	A	Vermont	53 76
												284	H	St. Bonaventure	84 82
												286	A	Monmouth	71 62
												306	H	Siena	63 68
												314	H	Albany (NY)	53 70
												333	H	Saint Peter's	68 86
LAST 10 Division I															
				226	A	Niagara	62 81					306	H	Siena	63 68
				333	H	Saint Peter's	68 86					72	H	Marist	59 90
				93	H	Rider	57 70					286	A	Monmouth	71 62
				182	A	Quinnipiac	71 74					220	A	Manhattan	50 68
				248	A	Fairfield	70 72					155	A	Toledo	65 83

Non-Div I Games:

Canisius

■ Loss,
 ■ Non-Conf,
 ■ S Site,
 ■ H Home
 ■ A Away
 N Neutral

Central Ark.

Through Games Of Jan. 27, 2020

Average RPI Win:	283	WON-LOST	WINNING	LAST 10	STRENGTH OF	OPP. STRENGTH	TEAM	ADJ.	CONF.	ADJ CONF.
Average RPI Loss:	129	RECORD	PCT. RANK	GAMES	SCHEDULE	OF SCHEDULE	RPI	RPI	RPI	RPI
DIV. I ONLY	5- 10	261	4-6	125	277	206	206	23	23	
DIV. I NON-CONF.	1- 5	313	0-1	33	146	215	215	20	20	
TOTALS	RPI 1-25	RPI 26-50	W-L RECORDS	RPI 51-100	RPI 101-150	RPI 150+				
5- 10	0- 1	0- 0	OVERALL	0- 2	0- 4	5- 3				
2- 3	0- 0	0- 0	HOME	0- 1	0- 1	2- 1				
3- 7	0- 1	0- 0	AWAY	0- 1	0- 3	3- 2				
0- 0	0- 0	0- 0	NEUTRAL	0- 0	0- 0	0- 0				
1- 5	0- 1	0- 0	NON-CONFERENCE	0- 1	0- 1	1- 2				
1- 0	0- 0	0- 0	HOME	0- 0	0- 0	1- 0				
0- 5	0- 1	0- 0	AWAY	0- 1	0- 1	0- 2				
0- 0	0- 0	0- 0	NEUTRAL	0- 0	0- 0	0- 0				
4- 5	0- 0	0- 0	CONFERENCE	0- 1	0- 3	4- 1				
1- 3	0- 0	0- 0	HOME	0- 1	0- 1	1- 1				
3- 2	0- 0	0- 0	AWAY	0- 0	0- 2	3- 0				
0- 0	0- 0	0- 0	NEUTRAL	0- 0	0- 0	0- 0				

RPI	S	Opponent	Score	RPI	S	Opponent	Score	RPI	S	Opponent	Score	RPI	S	Opponent	Score	Team's RPI: 206
17	A	Texas A&M	46 76					51	A	Tennessee	36 63	125	A	Tulane	38 65	
								82	H	Abilene Christian	64 74	138	A	SFA	41 102	
												140	A	A&M-Corpus Christi	47 67	
												149	H	New Orleans	37 49	
												162	H	Sam Houston St.	54 72	
												165	H	Jackson St.	57 54	
												198	A	Little Rock	48 63	
												228	A	Northern Ky.	56 72	
												294	A	Nicholls St.	53 46	
												310	A	Incarinate Word	47 37	
												319	A	McNeese	70 57	
												329	H	Houston Baptist	63 39	
LAST 10 Division I																
82	H	Abilene Christian	64 74	319	A	McNeese	70 57									
294	A	Nicholls St.	53 46	329	H	Houston Baptist	63 39									
138	A	SFA	41 102	140	A	A&M-Corpus Christi	47 67									
162	H	Sam Houston St.	54 72	310	A	Incarinate Word	47 37									
149	H	New Orleans	37 49	17	A	Texas A&M	46 76									

Non-Div I Games: Hendrix 104 28 Central Baptist 66 43 Crowley's Ridge 82 26

Central Ark.

Loss, Non-Conf, S Site, H Home A Away N Neutral

Average RPI Win:	309	WON-LOST	WINNING	LAST 10	STRENGTH OF	OPP. STRENGTH	TEAM	ADJ.	CONF.	ADJ CONF.
Average RPI Loss:	212	RECORD	PCT. RANK	GAMES	SCHEDULE	OF SCHEDULE	RPI	RPI	RPI	RPI
DIV. I ONLY	2- 18	338	2-8	305	322	344	344	29	29	
DIV. I NON-CONF.	1- 10	329	1-0	274	269	330	330	30	30	
TOTALS	RPI 1-25	RPI 26-50	W-L RECORDS	RPI 51-100	RPI 101-150	RPI 150+				
2- 18	0- 0	0- 1	OVERALL	0- 1	0- 3	2- 13				
1- 7	0- 0	0- 0	HOME	0- 0	0- 1	1- 6				
1- 11	0- 0	0- 1	AWAY	0- 1	0- 2	1- 7				
0- 0	0- 0	0- 0	NEUTRAL	0- 0	0- 0	0- 0				
1- 10	0- 0	0- 1	NON-CONFERENCE	0- 1	0- 2	1- 6				
0- 3	0- 0	0- 0	HOME	0- 0	0- 0	0- 3				
1- 7	0- 0	0- 1	AWAY	0- 1	0- 2	1- 3				
0- 0	0- 0	0- 0	NEUTRAL	0- 0	0- 0	0- 0				
1- 8	0- 0	0- 0	CONFERENCE	0- 0	0- 1	1- 7				
1- 4	0- 0	0- 0	HOME	0- 0	0- 1	1- 3				
0- 4	0- 0	0- 0	AWAY	0- 0	0- 0	0- 4				
0- 0	0- 0	0- 0	NEUTRAL	0- 0	0- 0	0- 0				

RPI S	Opponent	Score	RPI S	Opponent	Score	RPI S	Opponent	Score	RPI S	Opponent	Score	Team's RPI: 344
31	A FGCU	60 94	68	A Buffalo	56 61	107	A Duquesne	33 72	116	A Lehigh	51 70	
						130	H Robert Morris	56 86	168	A Fla. Atlantic	54 72	
						172	H Merrimack	56 65	219	H UMass Lowell	54 56	
						224	H Brown	73 83	235	A Mt. St. Mary's	64 72	
						246	H Saint Francis (PA)	52 64	266	A Sacred Heart	58 66	
						266	H Sacred Heart	52 54	273	H Wagner	66 63	
						280	A New Hampshire	59 70	287	A Pittsburgh	73 81	
						314	H Albany (NY)	63 73	332	A Fairleigh Dickinson	47 66	
						345	A Hartford	61 54	347	A LIU Brooklyn	61 63	
LAST 10 Division I												
266	H Sacred Heart	52 54	172	H Merrimack	56 65							
273	H Wagner	66 63	266	A Sacred Heart	58 66							
332	A Fairleigh Dickinson	47 66	246	H Saint Francis (PA)	52 64							
235	A Mt. St. Mary's	64 72	130	H Robert Morris	56 86							
347	A LIU Brooklyn	61 63	345	A Hartford	61 54							

Non-Div I Games:

Central Conn. St.

■ Loss,
 ■ Non-Conf,
 ■ S Site,
 ■ H Home
 ■ A Away
 N Neutral

Average RPI Win:	144	WON-LOST	WINNING	LAST 10	STRENGTH OF	OPP. STRENGTH	TEAM	ADJ.	CONF.	ADJ CONF.
Average RPI Loss:	57	RECORD	PCT. RANK	GAMES	SCHEDULE	OF SCHEDULE	RPI	RPI	RPI	RPI
DIV. I ONLY	14- 4	39	9-1	29	106	21	21	10	10	
DIV. I NON-CONF.	7- 4	100	2-1	20	59	31	31	10	10	
TOTALS	RPI 1-25	RPI 26-50	W-L RECORDS	RPI 51-100	RPI 101-150	RPI 150+				
14- 4	0- 1	0- 1	OVERALL	5- 1	2- 1	7- 0				
7- 1	0- 0	0- 0	HOME	3- 0	1- 1	3- 0				
7- 3	0- 1	0- 1	AWAY	2- 1	1- 0	4- 0				
0- 0	0- 0	0- 0	NEUTRAL	0- 0	0- 0	0- 0				
7- 4	0- 1	0- 1	NON-CONFERENCE	3- 1	1- 1	3- 0				
4- 1	0- 0	0- 0	HOME	2- 0	1- 1	1- 0				
3- 3	0- 1	0- 1	AWAY	1- 1	0- 0	2- 0				
0- 0	0- 0	0- 0	NEUTRAL	0- 0	0- 0	0- 0				
7- 0	0- 0	0- 0	CONFERENCE	2- 0	1- 0	4- 0				
3- 0	0- 0	0- 0	HOME	1- 0	0- 0	2- 0				
4- 0	0- 0	0- 0	AWAY	1- 0	1- 0	2- 0				
0- 0	0- 0	0- 0	NEUTRAL	0- 0	0- 0	0- 0				

RPI 1-25				RPI 26-50				RPI 51-100				RPI 101+			
RPI	S	Opponent	Score	RPI	S	Opponent	Score	RPI	S	Opponent	Score	RPI	S	Opponent	Score
3	A	Louisville	63 76	26	A	Western Ky.	58 93	56	A	UCF	58 64	132	A	Western Mich.	80 70
								65	H	Ball St.	66 39	135	H	Northeastern	79 63
								72	H	Marist	77 54	144	H	Green Bay	105 111
								77	A	Ohio	73 71	152	A	Bethune-Cookman	92 67
								79	H	Dayton	81 80	155	H	Toledo	73 66
								91	A	South Dakota St.	79 74	178	A	Eastern Mich.	89 82
												189	H	Miami (OH)	76 70
												195	A	Akron	77 72
												221	H	Iona	70 50
												270	A	Oakland	65 47
LAST 10 Division I															
				155	H	Toledo	73 66	77	A	Ohio	73 71				
				178	A	Eastern Mich.	89 82	195	A	Akron	77 72				
				132	A	Western Mich.	80 70	56	A	UCF	58 64				
				65	H	Ball St.	66 39	152	A	Bethune-Cookman	92 67				
				189	H	Miami (OH)	76 70	270	A	Oakland	65 47				

Non-Div I Games:

Central Mich.

■ Loss,
 ■ Non-Conf, S Site,
 ■ Home
 ■ Away
 N Neutral

Charleston So.

Through Games Of Jan. 27, 2020

Average RPI Win:	254	WON-LOST	WINNING	LAST 10	STRENGTH OF	OPP. STRENGTH	TEAM	ADJ.	CONF.	ADJ CONF.
Average RPI Loss:	214	RECORD	PCT. RANK	GAMES	SCHEDULE	OF SCHEDULE	RPI	RPI	RPI	RPI
DIV. I ONLY	1- 15	343	1-9	216	346	334	334	26	26	
DIV. I NON-CONF.	0- 7	338	0-1	215	325	340	340	27	27	
TOTALS	RPI 1-25	RPI 26-50	W-L RECORDS	RPI 51-100	RPI 101-150	RPI 150+				
1- 15	0- 1	0- 0	OVERALL	0- 1	0- 1	1- 12				
0- 8	0- 0	0- 0	HOME	0- 0	0- 0	0- 8				
1- 7	0- 1	0- 0	AWAY	0- 1	0- 1	1- 4				
0- 0	0- 0	0- 0	NEUTRAL	0- 0	0- 0	0- 0				
0- 7	0- 1	0- 0	NON-CONFERENCE	0- 1	0- 0	0- 5				
0- 4	0- 0	0- 0	HOME	0- 0	0- 0	0- 4				
0- 3	0- 1	0- 0	AWAY	0- 1	0- 0	0- 1				
0- 0	0- 0	0- 0	NEUTRAL	0- 0	0- 0	0- 0				
1- 8	0- 0	0- 0	CONFERENCE	0- 0	0- 1	1- 7				
0- 4	0- 0	0- 0	HOME	0- 0	0- 0	0- 4				
1- 4	0- 0	0- 0	AWAY	0- 0	0- 1	1- 3				
0- 0	0- 0	0- 0	NEUTRAL	0- 0	0- 0	0- 0				

RPI S	Opponent	Score	RPI S	Opponent	Score	RPI S	Opponent	Score	RPI S	Opponent	Score	Team's RPI: 334
16	A Florida St.	36 88				57	A North Carolina	54 85	141	A Campbell	36 61	
									152	H Bethune-Cookman	41 81	
									184	H Hampton	59 64	
									193	H North Dakota	57 73	
									207	H High Point	70 84	
									231	A Radford	35 72	
									237	H Gardner-Webb	52 79	
									241	H Col. of Charleston	70 79	
									250	H Winthrop	53 58	
									254	A UNC Asheville	60 48	
									271	A Longwood	64 84	
									335	A Western Caro.	64 69	
									342	A USC Upstate	53 70	
									349	H South Carolina St.	75 81	
LAST 10 Division I												
250	H Winthrop	53 58	271	A Longwood	64 84							
141	A Campbell	36 61	231	A Radford	35 72							
184	H Hampton	59 64	237	H Gardner-Webb	52 79							
254	A UNC Asheville	60 48	342	A USC Upstate	53 70							
207	H High Point	70 84	241	H Col. of Charleston	70 79							

Non-Div I Games: Columbia (SC) 76 59 Virginia-Lynchburg 92 55

Charleston So.

Loss, Non-Conf, S Site, H Home A Away N Neutral

Average RPI Win:	185	WON-LOST	WINNING	LAST 10	STRENGTH OF	OPP. STRENGTH	TEAM	ADJ.	CONF.	ADJ CONF.
Average RPI Loss:	69	RECORD	PCT. RANK	GAMES	SCHEDULE	OF SCHEDULE	RPI	RPI	RPI	RPI
DIV. I ONLY	12- 6	76	6-4	139	80	76	76	13	13	
DIV. I NON-CONF.	9- 2	38	3-0	172	68	57	57	13	13	
TOTALS	RPI 1-25	RPI 26-50	W-L RECORDS	RPI 51-100	RPI 101-150	RPI 150+				
12- 6	0- 1	0- 2	OVERALL	2- 1	4- 1	6- 1				
5- 2	0- 0	0- 1	HOME	0- 0	1- 1	4- 0				
5- 4	0- 1	0- 1	AWAY	1- 1	2- 0	2- 1				
2- 0	0- 0	0- 0	NEUTRAL	1- 0	1- 0	0- 0				
9- 2	0- 1	0- 0	NON-CONFERENCE	2- 0	3- 1	4- 0				
4- 1	0- 0	0- 0	HOME	0- 0	1- 1	3- 0				
3- 1	0- 1	0- 0	AWAY	1- 0	1- 0	1- 0				
2- 0	0- 0	0- 0	NEUTRAL	1- 0	1- 0	0- 0				
3- 4	0- 0	0- 2	CONFERENCE	0- 1	1- 0	2- 1				
1- 1	0- 0	0- 1	HOME	0- 0	0- 0	1- 0				
2- 3	0- 0	0- 1	AWAY	0- 1	1- 0	1- 1				
0- 0	0- 0	0- 0	NEUTRAL	0- 0	0- 0	0- 0				

RPI S	Opponent	Score	RPI S	Opponent	Score	RPI S	Opponent	Score	RPI S	Opponent	Score
20	A Kentucky	39 86	26	H Western Ky.	56 60	52	A Middle Tenn.	59 83	102	A Davidson	75 64
			32	A Old Dominion	51 54	67	A Wake Forest	77 65	111	A UAB	83 75
						92	N Boston College	84 68	115	H Fordham	51 76
									117	H Richmond	78 59
									125	N Tulane	60 56
									168	A Fla. Atlantic	44 65
									229	H Delaware	61 57
									237	H Gardner-Webb	74 49
									244	H Marshall	52 46
									272	A East Carolina	59 47
									297	A FIU	64 50
									327	H UMES	64 44
LAST 10 Division I											
297	A FIU	64 50	52	A Middle Tenn.	59 83						
168	A Fla. Atlantic	44 65	111	A UAB	83 75						
26	H Western Ky.	56 60	327	H UMES	64 44						
244	H Marshall	52 46	102	A Davidson	75 64						
32	A Old Dominion	51 54	229	H Delaware	61 57						

Non-Div I Games:

Charlotte

Chattanooga

Through Games Of Jan. 27, 2020

Average RPI Win: 227	WON-LOST	WINNING	LAST 10	STRENGTH OF	OPP. STRENGTH	TEAM	ADJ.	CONF.	ADJ CONF.
Average RPI Loss: 125	RECORD	PCT. RANK	GAMES	SCHEDULE	OF SCHEDULE	RPI	RPI	RPI	RPI
DIV. I ONLY	4- 16	309	3-7	66	167	233	233	25	25
DIV. I NON-CONF.	1- 13	337	0-4	14	122	220	220	22	22
TOTALS	RPI 1-25	RPI 26-50	W-L RECORDS	RPI 51-100	RPI 101-150	RPI 150+			
4- 16	0- 2	0- 1	OVERALL	0- 5	1- 2	3- 6			
2- 6	0- 0	0- 1	HOME	0- 2	0- 0	2- 3			
2- 10	0- 2	0- 0	AWAY	0- 3	1- 2	1- 3			
0- 0	0- 0	0- 0	NEUTRAL	0- 0	0- 0	0- 0			
1- 13	0- 2	0- 1	NON-CONFERENCE	0- 5	1- 1	0- 4			
0- 6	0- 0	0- 1	HOME	0- 2	0- 0	0- 3			
1- 7	0- 2	0- 0	AWAY	0- 3	1- 1	0- 1			
0- 0	0- 0	0- 0	NEUTRAL	0- 0	0- 0	0- 0			
3- 3	0- 0	0- 0	CONFERENCE	0- 0	0- 1	3- 2			
2- 0	0- 0	0- 0	HOME	0- 0	0- 0	2- 0			
1- 3	0- 0	0- 0	AWAY	0- 0	0- 1	1- 2			
0- 0	0- 0	0- 0	NEUTRAL	0- 0	0- 0	0- 0			

RPI 1-25				RPI 26-50				RPI 51-100				RPI 101+ Team's RPI: 233			
RPI	S	Opponent	Score	RPI	S	Opponent	Score	RPI	S	Opponent	Score	RPI	S	Opponent	Score
3	A	Louisville	37 86	29	H	Purdue	34 66	64	H	Troy	51 90	104	A	Cincinnati	53 72
19	A	NC State	38 74					66	A	Belmont	50 63	113	A	Liberty	71 54
								77	H	Ohio	58 70	123	A	UNC Greensboro	41 49
								86	A	UT Martin	51 78	164	A	Samford	46 60
								91	A	South Dakota St.	56 71	174	H	Furman	60 52
												175	H	Austin Peay	49 50
												184	H	Hampton	55 84
												210	H	Northern Colo.	42 59
												277	A	Eastern Ky.	65 71
												285	H	Wofford	80 76
												325	A	Mercer	48 55
												335	A	Western Caro.	59 52
LAST 10 Division I															
325	A	Mercer	48 55	335	A	Western Caro.	59 52	77	H	Ohio	58 70	19	A	NC State	38 74
164	A	Samford	46 60					64	H	Troy	51 90	91	A	South Dakota St.	56 71
174	H	Furman	60 52												
285	H	Wofford	80 76												
123	A	UNC Greensboro	41 49												

Non-Div I Games:

Chattanooga

Loss, Non-Conf, S Site, H Home A Away N Neutral

Average RPI Win:	156	WON-LOST	WINNING	LAST 10	STRENGTH OF	OPP. STRENGTH	TEAM	ADJ.	CONF.	ADJ CONF.
Average RPI Loss:	229	RECORD	PCT. RANK	GAMES	SCHEDULE	OF SCHEDULE	RPI	RPI	RPI	RPI
DIV. I ONLY	1- 19	348	1-9	312	299	348	348	32	32	
DIV. I NON-CONF.	0- 13	338	0-3	263	242	342	342	32	32	
TOTALS	RPI 1-25	RPI 26-50	W-L RECORDS	RPI 51-100	RPI 101-150	RPI 150+				
1- 19	0- 0	0- 1	OVERALL	0- 0	0- 5	1- 13				
0- 9	0- 0	0- 1	HOME	0- 0	0- 2	0- 6				
1- 9	0- 0	0- 0	AWAY	0- 0	0- 3	1- 6				
0- 1	0- 0	0- 0	NEUTRAL	0- 0	0- 0	0- 1				
0- 13	0- 0	0- 1	NON-CONFERENCE	0- 0	0- 5	0- 7				
0- 6	0- 0	0- 1	HOME	0- 0	0- 2	0- 3				
0- 6	0- 0	0- 0	AWAY	0- 0	0- 3	0- 3				
0- 1	0- 0	0- 0	NEUTRAL	0- 0	0- 0	0- 1				
1- 6	0- 0	0- 0	CONFERENCE	0- 0	0- 0	1- 6				
0- 3	0- 0	0- 0	HOME	0- 0	0- 0	0- 3				
1- 3	0- 0	0- 0	AWAY	0- 0	0- 0	1- 3				
0- 0	0- 0	0- 0	NEUTRAL	0- 0	0- 0	0- 0				

RPI 1-25			RPI 26-50			RPI 51-100			RPI 101+			Team's RPI: 348
RPI	S	Opponent	Score	RPI	S	Opponent	Score	RPI	S	Opponent	Score	
				33	H	Arizona	50 82					
								101	A	UT Arlington	53 84	
								103	H	Loyola Chicago	53 98	
								132	A	Western Mich.	69 90	
								144	H	Green Bay	46 102	
								150	A	Illinois	66 96	
								156	A	CSU Bakersfield	60 58	
								163	A	Valparaiso	49 95	
								205	H	Western Ill.	78 88	
								256	A	Grand Canyon	49 69	
								268	N	UC Santa Barbara	65 96	
								270	H	Oakland	70 98	
								288	A	Nevada	60 80	
								296	H	California Baptist	65 80	
								308	H	New Mexico St.	60 73	
								317	A	Evansville	42 76	
								321	H	UTRGV	67 87	
								326	A	Utah Valley	58 89	
								331	A	Seattle U	51 80	
								339	H	UIC	61 73	
LAST 10 Division I												
296	H	California Baptist	65 80	331	A	Seattle U	51 80					
156	A	CSU Bakersfield	60 58	326	A	Utah Valley	58 89					
256	A	Grand Canyon	49 69	163	A	Valparaiso	49 95					
321	H	UTRGV	67 87	317	A	Evansville	42 76					
308	H	New Mexico St.	60 73	132	A	Western Mich.	69 90					

Non-Div I Games:

Chicago St.

■ Loss,
■ Non-Conf,
■ S Site,
■ H Home
■ A Away
N Neutral

Average RPI Win:	174	WON-LOST	WINNING	LAST 10	STRENGTH OF	OPP. STRENGTH	TEAM	ADJ.	CONF.	ADJ CONF.
Average RPI Loss:	65	RECORD	PCT. RANK	GAMES	SCHEDULE	OF SCHEDULE	RPI	RPI	RPI	RPI
DIV. I ONLY	13- 6	66	8-2	177	29	104	104	9	9	
DIV. I NON-CONF.	9- 4	84	4-0	256	25	154	154	9	9	
TOTALS	RPI 1-25	RPI 26-50	W-L RECORDS	RPI 51-100	RPI 101-150	RPI 150+				
13- 6	0- 2	0- 0	OVERALL	4- 3	1- 1	8- 0				
10- 2	0- 1	0- 0	HOME	4- 1	0- 0	6- 0				
3- 2	0- 0	0- 0	AWAY	0- 1	1- 1	2- 0				
0- 2	0- 1	0- 0	NEUTRAL	0- 1	0- 0	0- 0				
9- 4	0- 2	0- 0	NON-CONFERENCE	2- 2	1- 0	6- 0				
7- 2	0- 1	0- 0	HOME	2- 1	0- 0	5- 0				
2- 0	0- 0	0- 0	AWAY	0- 0	1- 0	1- 0				
0- 2	0- 1	0- 0	NEUTRAL	0- 1	0- 0	0- 0				
4- 2	0- 0	0- 0	CONFERENCE	2- 1	0- 1	2- 0				
3- 0	0- 0	0- 0	HOME	2- 0	0- 0	1- 0				
1- 2	0- 0	0- 0	AWAY	0- 1	0- 1	1- 0				
0- 0	0- 0	0- 0	NEUTRAL	0- 0	0- 0	0- 0				

RPI 1-25				RPI 26-50				RPI 51-100				RPI 101+ Team's RPI: 104			
RPI	S	Opponent	Score	RPI	S	Opponent	Score	RPI	S	Opponent	Score	RPI	S	Opponent	Score
5	N	Iowa	61 69					55	H	Temple	86 81	112	A	VCU	58 56
25	H	Ohio St.	73 78					56	H	UCF	81 64	125	A	Tulane	59 64
								60	N	Bucknell	48 56	159	H	Houston	85 66
								65	H	Ball St.	63 56	160	A	Memphis	73 66
								78	A	South Fla.	68 76	189	H	Miami (OH)	98 68
								98	H	Utah	68 62	225	A	Xavier	85 78
								99	H	Saint Louis	50 60	233	H	Chattanooga	72 53
												278	H	Alabama A&M	62 47
												287	H	Pittsburgh	69 53
												341	H	Coppin St.	86 40
LAST 10 Division I															
								55	H	Temple	86 81	78	A	South Fla.	68 76
								159	H	Houston	85 66	341	H	Coppin St.	86 40
								125	A	Tulane	59 64	287	H	Pittsburgh	69 53
								56	H	UCF	81 64	278	H	Alabama A&M	62 47
								160	A	Memphis	73 66	225	A	Xavier	85 78

Non-Div I Games:

Cincinnati

Average RPI Win:	228	WON-LOST	WINNING	LAST 10	STRENGTH OF	OPP. STRENGTH	TEAM	ADJ.	CONF.	ADJ CONF.
Average RPI Loss:	70	RECORD	PCT. RANK	GAMES	SCHEDULE	OF SCHEDULE	RPI	RPI	RPI	RPI
DIV. I ONLY	7- 13	256	4-6	63	42	173	173	5	5	
DIV. I NON-CONF.	4- 7	225	1-1	127	138	216	216	3	3	
TOTALS	RPI 1-25	RPI 26-50	W-L RECORDS	RPI 51-100	RPI 101-150	RPI 150+				
7- 13	0- 5	1- 1	OVERALL	0- 4	1- 1	5- 2				
4- 6	0- 3	1- 0	HOME	0- 1	0- 1	3- 1				
2- 6	0- 1	0- 1	AWAY	0- 3	1- 0	1- 1				
1- 1	0- 1	0- 0	NEUTRAL	0- 0	0- 0	1- 0				
4- 7	0- 3	0- 0	NON-CONFERENCE	0- 1	0- 1	4- 2				
2- 4	0- 1	0- 0	HOME	0- 1	0- 1	2- 1				
1- 2	0- 1	0- 0	AWAY	0- 0	0- 0	1- 1				
1- 1	0- 1	0- 0	NEUTRAL	0- 0	0- 0	1- 0				
3- 6	0- 2	1- 1	CONFERENCE	0- 3	1- 0	1- 0				
2- 2	0- 2	1- 0	HOME	0- 0	0- 0	1- 0				
1- 4	0- 0	0- 1	AWAY	0- 3	1- 0	0- 0				
0- 0	0- 0	0- 0	NEUTRAL	0- 0	0- 0	0- 0				

RPI 1-25				RPI 26-50				RPI 51-100				RPI 101+ Team's RPI: 173			
RPI	S	Opponent	Score	RPI	S	Opponent	Score	RPI	S	Opponent	Score	RPI	S	Opponent	Score
1	H	South Carolina	48 84	28	A	Virginia Tech	50 71	54	A	Georgia Tech	47 49	128	A	Notre Dame	71 55
3	H	Louisville	50 75	38	H	Duke	62 58	62	A	Miami (FL)	64 68	134	H	N.C. A&T	74 82
5	A	Iowa	60 74					63	H	Alabama	54 67	174	H	Furman	77 71
8	N	Maryland	44 63					67	A	Wake Forest	58 63	187	A	Penn St.	55 68
16	H	Florida St.	64 81									276	H	Navy	52 65
												287	H	Pittsburgh	75 67
												318	N	Alcorn	77 46
												325	A	Mercer	65 61
												328	H	Alabama St.	76 43
LAST 10 Division I															
				28	A	Virginia Tech	50 71	67	A	Wake Forest	58 63				
				62	A	Miami (FL)	64 68	3	H	Louisville	50 75				
				38	H	Duke	62 58	128	A	Notre Dame	71 55				
				287	H	Pittsburgh	75 67	134	H	N.C. A&T	74 82				
				54	A	Georgia Tech	47 49	325	A	Mercer	65 61				

Non-Div I Games:

Clemson

■ Loss,
■ Non-Conf,
■ S Site,
■ H Home
■ A Away
N Neutral

Average RPI Win:	275	WON-LOST	WINNING	LAST 10	STRENGTH OF	OPP. STRENGTH	TEAM	ADJ.	CONF.	ADJ CONF.
Average RPI Loss:	170	RECORD	PCT. RANK	GAMES	SCHEDULE	OF SCHEDULE	RPI	RPI	RPI	RPI
DIV. I ONLY	13- 5	51	6-4	349	216	196	196	21	21	
DIV. I NON-CONF.	8- 1	27	1-0	351	185	173	173	18	18	
TOTALS	RPI 1-25	RPI 26-50	W-L RECORDS	RPI 51-100	RPI 101-150	RPI 150+				
13- 5	0- 0	0- 0	OVERALL	0- 1	0- 2	13- 2				
4- 2	0- 0	0- 0	HOME	0- 1	0- 1	4- 0				
9- 3	0- 0	0- 0	AWAY	0- 0	0- 1	9- 2				
0- 0	0- 0	0- 0	NEUTRAL	0- 0	0- 0	0- 0				
8- 1	0- 0	0- 0	NON-CONFERENCE	0- 0	0- 0	8- 1				
1- 0	0- 0	0- 0	HOME	0- 0	0- 0	1- 0				
7- 1	0- 0	0- 0	AWAY	0- 0	0- 0	7- 1				
0- 0	0- 0	0- 0	NEUTRAL	0- 0	0- 0	0- 0				
5- 4	0- 0	0- 0	CONFERENCE	0- 1	0- 2	5- 1				
3- 2	0- 0	0- 0	HOME	0- 1	0- 1	3- 0				
2- 2	0- 0	0- 0	AWAY	0- 0	0- 1	2- 1				
0- 0	0- 0	0- 0	NEUTRAL	0- 0	0- 0	0- 0				

RPI 1-25				RPI 26-50				RPI 51-100				RPI 101+ Team's RPI: 196					
RPI	S	Opponent	Score	RPI	S	Opponent	Score	RPI	S	Opponent	Score	RPI	S	Opponent	Score		
								61	H	IUPUI	53	78	143	A	Wright St.	62	78
													144	H	Green Bay	54	74
													191	A	Bowling Green	62	89
													195	H	Akron	66	62
													208	H	Youngstown St.	60	52
													228	A	Northern Ky.	73	68
													239	A	ETSU	62	54
													259	A	Delaware St.	57	49
													264	H	Milwaukee	58	49
													270	A	Oakland	79	58
													284	A	St. Bonaventure	65	62
													301	A	Omaha	79	66
													304	A	Hofstra	61	51
													312	A	Detroit Mercy	59	70
													335	A	Western Caro.	68	61
													339	H	UIC	84	44
													347	A	LIU Brooklyn	79	49
LAST 10 Division I																	
				144	H	Green Bay	54	74					228	A	Northern Ky.	73	68
				264	H	Milwaukee	58	49					143	A	Wright St.	62	78
				270	A	Oakland	79	58					61	H	IUPUI	53	78
				312	A	Detroit Mercy	59	70					339	H	UIC	84	44
				208	H	Youngstown St.	60	52					301	A	Omaha	79	66

Non-Div I Games: Davis & Elkins 110 41 Lake Erie 95 49

Cleveland St.

Average RPI Win:	243	WON-LOST	WINNING	LAST 10	STRENGTH OF	OPP. STRENGTH	TEAM	ADJ.	CONF.	ADJ CONF.
Average RPI Loss:	130	RECORD	PCT. RANK	GAMES	SCHEDULE	OF SCHEDULE	RPI	RPI	RPI	RPI
DIV. I ONLY	13- 3	30	8-2	325	204	122	122	22	22	
DIV. I NON-CONF.	8- 1	27	3-0	343	247	161	161	21	21	
TOTALS	RPI 1-25	RPI 26-50	W-L RECORDS	RPI 51-100	RPI 101-150	RPI 150+				
13- 3	0- 0	0- 0	OVERALL	0- 1	2- 1	11- 1				
6- 1	0- 0	0- 0	HOME	0- 0	2- 1	4- 0				
6- 2	0- 0	0- 0	AWAY	0- 1	0- 0	6- 1				
1- 0	0- 0	0- 0	NEUTRAL	0- 0	0- 0	1- 0				
8- 1	0- 0	0- 0	NON-CONFERENCE	0- 0	1- 1	7- 0				
4- 1	0- 0	0- 0	HOME	0- 0	1- 1	3- 0				
3- 0	0- 0	0- 0	AWAY	0- 0	0- 0	3- 0				
1- 0	0- 0	0- 0	NEUTRAL	0- 0	0- 0	1- 0				
5- 2	0- 0	0- 0	CONFERENCE	0- 1	1- 0	4- 1				
2- 0	0- 0	0- 0	HOME	0- 0	1- 0	1- 0				
3- 2	0- 0	0- 0	AWAY	0- 1	0- 0	3- 1				
0- 0	0- 0	0- 0	NEUTRAL	0- 0	0- 0	0- 0				

RPI 1-25			RPI 26-50			RPI 51-100			RPI 101+			Team's RPI: 122
RPI	S	Opponent	Score	RPI	S	Opponent	Score	RPI	S	Opponent	Score	
						64	A Troy	77	84	101	H UT Arlington	62 56
										117	H Richmond	67 79
										123	H UNC Greensboro	63 54
										153	N Elon	76 65
										198	A Little Rock	68 48
										209	A Arkansas St.	61 63
										214	H George Mason	74 59
										252	A UNCW	62 43
										262	A South Alabama	71 62
										281	A Appalachian St.	80 53
										285	A Wofford	78 73
										292	H Texas St.	75 67
										316	H Ark.-Pine Bluff	76 69
										335	A Western Caro.	66 43
										349	H South Carolina St.	85 44
LAST 10 Division I												
						209	A Arkansas St.	61	63	262	A South Alabama	71 62
						281	A Appalachian St.	80	53	64	A Troy	77 84
						198	A Little Rock	68	48	349	H South Carolina St.	85 44
						101	H UT Arlington	62	56	153	N Elon	76 65
						292	H Texas St.	75	67	252	A UNCW	62 43

Non-Div I Games: UNC Pembroke 86 44 Wesleyan (GA) 132 32

Coastal Caro.

■ Loss,
 ■ Non-Conf,
 ■ S Site,
 ■ H Home
 ■ A Away
 N Neutral

Average RPI Win:	261	WON-LOST	WINNING	LAST 10	STRENGTH OF	OPP. STRENGTH	TEAM	ADJ.	CONF.	ADJ CONF.
Average RPI Loss:	155	RECORD	PCT. RANK	GAMES	SCHEDULE	OF SCHEDULE	RPI	RPI	RPI	RPI
DIV. I ONLY	9- 8	161	5-5	308	244	241	241	14	14	
DIV. I NON-CONF.	6- 4	123	2-1	345	326	271	271	14	14	
TOTALS	RPI 1-25	RPI 26-50	W-L RECORDS	RPI 51-100	RPI 101-150	RPI 150+				
9- 8	0- 0	0- 1	OVERALL	1- 1	0- 1	8- 5				
5- 4	0- 0	0- 1	HOME	1- 0	0- 1	4- 2				
4- 4	0- 0	0- 0	AWAY	0- 1	0- 0	4- 3				
0- 0	0- 0	0- 0	NEUTRAL	0- 0	0- 0	0- 0				
6- 4	0- 0	0- 0	NON-CONFERENCE	0- 1	0- 1	6- 2				
2- 2	0- 0	0- 0	HOME	0- 0	0- 1	2- 1				
4- 2	0- 0	0- 0	AWAY	0- 1	0- 0	4- 1				
0- 0	0- 0	0- 0	NEUTRAL	0- 0	0- 0	0- 0				
3- 4	0- 0	0- 1	CONFERENCE	1- 0	0- 0	2- 3				
3- 2	0- 0	0- 1	HOME	1- 0	0- 0	2- 1				
0- 2	0- 0	0- 0	AWAY	0- 0	0- 0	0- 2				
0- 0	0- 0	0- 0	NEUTRAL	0- 0	0- 0	0- 0				

RPI	S	Opponent	Score	RPI	S	Opponent	Score	RPI	S	Opponent	Score	RPI	S	Opponent	Score	Team's RPI: 241
46	H	James Madison	53 87	67	A	Wake Forest	50 106	123	H	UNC Greensboro	56 69	153	A	Elon	48 90	
				69	H	Drexel	73 59	157	A	William & Mary	60 85	177	H	Towson	62 79	
								207	A	High Point	79 70	214	H	George Mason	61 72	
								229	H	Delaware	84 73	250	A	Winthrop	84 73	
								252	H	UNCW	67 63	299	A	Presbyterian	54 58	
								324	H	N.C. Central	85 78	334	A	Charleston So.	79 70	
								335	H	Western Caro.	73 62	349	A	South Carolina St.	76 55	
LAST 10 Division I																
252	H	UNCW	67 63	229	H	Delaware	84 73									
46	H	James Madison	53 87	69	H	Drexel	73 59									
177	H	Towson	62 79	335	H	Western Caro.	73 62									
157	A	William & Mary	60 85	334	A	Charleston So.	79 70									
153	A	Elon	48 90	123	H	UNC Greensboro	56 69									

Non-Div I Games: Coker 82 57

Col. of Charleston

■ Loss,
 ■ Non-Conf,
 ■ S Site,
 ■ H Home
 ■ A Away
 N Neutral

Average RPI Win:	236	WON-LOST	WINNING	LAST 10	STRENGTH OF	OPP. STRENGTH	TEAM	ADJ.	CONF.	ADJ CONF.
Average RPI Loss:	85	RECORD	PCT. RANK	GAMES	SCHEDULE	OF SCHEDULE	RPI	RPI	RPI	RPI
DIV. I ONLY	14- 5	47	7-3	244	138	87	87	15	15	
DIV. I NON-CONF.	8- 3	68	1-1	218	141	72	72	16	16	
TOTALS	RPI 1-25	RPI 26-50	W-L RECORDS	RPI 51-100	RPI 101-150	RPI 150+				
14- 5	0- 1	1- 0	OVERALL	0- 3	1- 0	12- 1				
9- 0	0- 0	1- 0	HOME	0- 0	0- 0	8- 0				
5- 5	0- 1	0- 0	AWAY	0- 3	1- 0	4- 1				
0- 0	0- 0	0- 0	NEUTRAL	0- 0	0- 0	0- 0				
8- 3	0- 1	1- 0	NON-CONFERENCE	0- 2	1- 0	6- 0				
5- 0	0- 0	1- 0	HOME	0- 0	0- 0	4- 0				
3- 3	0- 1	0- 0	AWAY	0- 2	1- 0	2- 0				
0- 0	0- 0	0- 0	NEUTRAL	0- 0	0- 0	0- 0				
6- 2	0- 0	0- 0	CONFERENCE	0- 1	0- 0	6- 1				
4- 0	0- 0	0- 0	HOME	0- 0	0- 0	4- 0				
2- 2	0- 0	0- 0	AWAY	0- 1	0- 0	2- 1				
0- 0	0- 0	0- 0	NEUTRAL	0- 0	0- 0	0- 0				

RPI 1-25				RPI 26-50				RPI 51-100				Team's RPI: 87	RPI 101+			
RPI	S	Opponent	Score	RPI	S	Opponent	Score	RPI	S	Opponent	Score		RPI	S	Opponent	Score
15	A	Northwestern	44 73	42	H	Yale	70 67	60	A	Bucknell	43 66		131	A	Cornell	62 58
								63	A	Alabama	52 72		190	A	American	61 63
								99	A	Saint Louis	51 61		190	H	American	63 62
													201	H	Lafayette	73 52
													202	A	Boston U.	70 61
													219	H	UMass Lowell	73 51
													226	H	Niagara	85 72
													273	H	Wagner	74 58
													274	A	Loyola Maryland	76 74
													276	H	Navy	80 55
													293	H	Army West Point	100 93
													306	H	Siena	88 51
													330	A	NJIT	79 52
													338	A	Canisius	90 69
LAST 10 Division I																
190	H	American	63 62	274	A	Loyola Maryland	76 74									
60	A	Bucknell	43 66	293	H	Army West Point	100 93									
202	A	Boston U.	70 61	190	A	American	61 63									
201	H	Lafayette	73 52	273	H	Wagner	74 58									
276	H	Navy	80 55	63	A	Alabama	52 72									

Non-Div I Games:

Colgate

Average RPI Win:	183	WON-LOST	WINNING	LAST 10	STRENGTH OF	OPP. STRENGTH	TEAM	ADJ.	CONF.	ADJ CONF.
Average RPI Loss:	25	RECORD	PCT. RANK	GAMES	SCHEDULE	OF SCHEDULE	RPI	RPI	RPI	RPI
DIV. I ONLY	14- 5	47	5-5	85	35	43	43	1	1	
DIV. I NON-CONF.	11- 0	1	2-0	284	161	55	55	1	1	
TOTALS	RPI 1-25	RPI 26-50	W-L RECORDS	RPI 51-100	RPI 101-150	RPI 150+				
14- 5	0- 4	0- 0	OVERALL	2- 1	5- 0	7- 0				
7- 2	0- 1	0- 0	HOME	1- 1	2- 0	4- 0				
6- 3	0- 3	0- 0	AWAY	1- 0	2- 0	3- 0				
1- 0	0- 0	0- 0	NEUTRAL	0- 0	1- 0	0- 0				
11- 0	0- 0	0- 0	NON-CONFERENCE	0- 0	4- 0	7- 0				
6- 0	0- 0	0- 0	HOME	0- 0	2- 0	4- 0				
4- 0	0- 0	0- 0	AWAY	0- 0	1- 0	3- 0				
1- 0	0- 0	0- 0	NEUTRAL	0- 0	1- 0	0- 0				
3- 5	0- 4	0- 0	CONFERENCE	2- 1	1- 0	0- 0				
1- 2	0- 1	0- 0	HOME	1- 1	0- 0	0- 0				
2- 3	0- 3	0- 0	AWAY	1- 0	1- 0	0- 0				
0- 0	0- 0	0- 0	NEUTRAL	0- 0	0- 0	0- 0				

RPI	S	Opponent	Score	RPI	S	Opponent	Score	Team's RPI: 43	RPI	S	Opponent	Score	RPI	S	Opponent	Score
2	A	Oregon	46 104						75	H	Southern California	66 53	108	H	Texas Southern	74 50
4	A	Stanford	68 76						98	A	Utah	80 70	111	N	UAB	77 69
6	H	UCLA	62 65						98	H	Utah	69 84	121	H	Wisconsin	74 57
14	A	Oregon St.	60 72										125	A	Tulane	62 52
													126	A	California	62 50
													204	H	Jacksonville	66 44
													215	A	Wyoming	66 56
													225	A	Xavier	62 53
													260	A	Colorado St.	79 75
													269	H	Indiana St.	59 46
													289	H	Denver	96 70
													330	H	NJIT	80 57
LAST 10 Division I																
126	A	California	62 50	14	A	Oregon St.	60 72									
4	A	Stanford	68 76	2	A	Oregon	46 104									
98	H	Utah	69 84	98	A	Utah	80 70									
6	H	UCLA	62 65	125	A	Tulane	62 52									
75	H	Southern California	66 53	111	N	UAB	77 69									

Non-Div I Games:

Colorado

■ Loss,
 ■ Non-Conf, S Site,
 ■ Home
 ■ Away
 N Neutral

Colorado St.				Through Games Of Jan. 17, 1910						
Average RPI Win:	281	WON-LOST	WINNING	LAST 10	STRENGTH OF	OPP. STRENGTH	TEAM	ADJ.	CONF.	ADJ CONF.
Average RPI Loss:	137	RECORD	PCT. RANK	GAMES	SCHEDULE	OF SCHEDULE	RPI	RPI	RPI	RPI
DIV. I ONLY	8- 10	206	5-5	251	259	260	260	17	17	
DIV. I NON-CONF.	4- 5	195	1-2	278	285	269	269	23	23	
TOTALS	RPI 1-25	RPI 26-50	W-L RECORDS	RPI 51-100	RPI 101-150	RPI 150+				
8- 10	0- 0	0- 1	OVERALL	0- 3	0- 2	8- 4				
6- 4	0- 0	0- 1	HOME	0- 0	0- 2	6- 1				
2- 6	0- 0	0- 0	AWAY	0- 3	0- 0	2- 3				
0- 0	0- 0	0- 0	NEUTRAL	0- 0	0- 0	0- 0				
4- 5	0- 0	0- 1	NON-CONFERENCE	0- 2	0- 0	4- 2				
3- 2	0- 0	0- 1	HOME	0- 0	0- 0	3- 1				
1- 3	0- 0	0- 0	AWAY	0- 2	0- 0	1- 1				
0- 0	0- 0	0- 0	NEUTRAL	0- 0	0- 0	0- 0				
4- 5	0- 0	0- 0	CONFERENCE	0- 1	0- 2	4- 2				
3- 2	0- 0	0- 0	HOME	0- 0	0- 2	3- 0				
1- 3	0- 0	0- 0	AWAY	0- 1	0- 0	1- 2				
0- 0	0- 0	0- 0	NEUTRAL	0- 0	0- 0	0- 0				

RPI 1-25				RPI 26-50				RPI 51-100				RPI 101+				Team's RPI: 260	
RPI	S	Opponent	Score	RPI	S	Opponent	Score	RPI	S	Opponent	Score	RPI	S	Opponent	Score		
				43	H	Colorado	75 79	51	A	Tennessee	41 79	109	H	Boise St.	69 72		
								71	A	Fresno St.	53 55	137	H	San Jose St.	53 58		
								97	A	Idaho	54 61	179	A	New Mexico	62 73		
												203	H	Northern Ill.	75 80		
												210	A	Northern Colo.	75 58		
												215	A	Wyoming	56 49		
												216	A	Tulsa	55 61		
												267	A	San Diego St.	49 59		
												279	H	UC Riverside	52 40		
												283	H	Utah St.	56 55		
												288	H	Nevada	75 70		
												310	H	Incarinate Word	75 47		
												315	H	Air Force	60 40		
												351	H	Mississippi Val.	65 46		
LAST 10 Division I																	
				283	H	Utah St.	56 55	215	A	Wyoming	56 49						
				71	A	Fresno St.	53 55	288	H	Nevada	75 70						
				315	H	Air Force	60 40	216	A	Tulsa	55 61						
				179	A	New Mexico	62 73	351	H	Mississippi Val.	65 46						
				137	H	San Jose St.	53 58	51	A	Tennessee	41 79						

Non-Div I Games:	Western St.	56	47	Chadron St.	102	51
------------------	-------------	----	----	-------------	-----	----

Colorado St.

Loss, Non-Conf, S Site, H Home A Away N Neutral

Average RPI Win: 225		WON-LOST	WINNING	LAST 10	STRENGTH OF	OPP. STRENGTH	TEAM	ADJ.	CONF.	ADJ CONF.
Average RPI Loss: 156		RECORD	PCT. RANK	GAMES	SCHEDULE	OF SCHEDULE	RPI	RPI	RPI	RPI
DIV. I ONLY		10- 5	76	8-2	304	173	161	161	8	8
DIV. I NON-CONF.		9- 4	84	7-1	319	231	174	174	8	8
TOTALS	RPI 1-25	RPI 26-50		W-L RECORDS		RPI 51-100	RPI 101-150	RPI 150+		
10- 5	0- 0	0- 0		OVERALL		0- 2	4- 1	6- 2		
7- 1	0- 0	0- 0		HOME		0- 0	3- 0	4- 1		
3- 4	0- 0	0- 0		AWAY		0- 2	1- 1	2- 1		
0- 0	0- 0	0- 0		NEUTRAL		0- 0	0- 0	0- 0		
9- 4	0- 0	0- 0		NON-CONFERENCE		0- 2	3- 0	6- 2		
6- 1	0- 0	0- 0		HOME		0- 0	2- 0	4- 1		
3- 3	0- 0	0- 0		AWAY		0- 2	1- 0	2- 1		
0- 0	0- 0	0- 0		NEUTRAL		0- 0	0- 0	0- 0		
1- 1	0- 0	0- 0		CONFERENCE		0- 0	1- 1	0- 0		
1- 0	0- 0	0- 0		HOME		0- 0	1- 0	0- 0		
0- 1	0- 0	0- 0		AWAY		0- 0	0- 1	0- 0		
0- 0	0- 0	0- 0		NEUTRAL		0- 0	0- 0	0- 0		

RPI 1-25				RPI 26-50				RPI 51-100				RPI 101+				Team's RPI: 161	
RPI	S	Opponent	Score	RPI	S	Opponent	Score	RPI	S	Opponent	Score	RPI	S	Opponent	Score		
								68	A	Buffalo	75	82	102	H	Davidson	63	60
								84	A	Vanderbilt	51	72	115	H	Fordham	70	51
													130	A	Robert Morris	61	59
													131	A	Cornell	77	80
													131	H	Cornell	76	66
													183	H	Saint Joseph's	57	71
													222	H	Georgetown	54	49
													264	H	Milwaukee	74	46
													293	A	Army West Point	71	62
													314	A	Albany (NY)	78	82
													325	H	Mercer	77	48
													330	H	NJIT	99	43
													340	A	Tennessee St.	75	65
LAST 10 Division I																	
				131	A	Cornell	77	80	330	H	NJIT	99	43				
				131	H	Cornell	76	66	102	H	Davidson	63	60				
				325	H	Mercer	77	48	222	H	Georgetown	54	49				
				340	A	Tennessee St.	75	65	264	H	Milwaukee	74	46				
				84	A	Vanderbilt	51	72	293	A	Army West Point	71	62				

Non-Div I Games:

Columbia

■ Loss, ■ Non-Conf, S Site, H Home A Away N Neutral

Average RPI Win:	0	WON-LOST	WINNING	LAST 10	STRENGTH OF	OPP. STRENGTH	TEAM	ADJ.	CONF.	ADJ CONF.
Average RPI Loss:	185	RECORD	PCT. RANK	GAMES	SCHEDULE	OF SCHEDULE	RPI	RPI	RPI	RPI
DIV. I ONLY	0- 19	349	0-10	185	312	341	341	30	30	
DIV. I NON-CONF.	0- 12	338	0-3	145	204	326	326	31	31	
TOTALS	RPI 1-25	RPI 26-50	W-L RECORDS	RPI 51-100	RPI 101-150	RPI 150+				
0- 19	0- 0	0- 3	OVERALL	0- 2	0- 3	0- 11				
0- 7	0- 0	0- 0	HOME	0- 0	0- 1	0- 6				
0- 12	0- 0	0- 3	AWAY	0- 2	0- 2	0- 5				
0- 0	0- 0	0- 0	NEUTRAL	0- 0	0- 0	0- 0				
0- 12	0- 0	0- 3	NON-CONFERENCE	0- 2	0- 2	0- 5				
0- 2	0- 0	0- 0	HOME	0- 0	0- 0	0- 2				
0- 10	0- 0	0- 3	AWAY	0- 2	0- 2	0- 3				
0- 0	0- 0	0- 0	NEUTRAL	0- 0	0- 0	0- 0				
0- 7	0- 0	0- 0	CONFERENCE	0- 0	0- 1	0- 6				
0- 5	0- 0	0- 0	HOME	0- 0	0- 1	0- 4				
0- 2	0- 0	0- 0	AWAY	0- 0	0- 0	0- 2				
0- 0	0- 0	0- 0	NEUTRAL	0- 0	0- 0	0- 0				

RPI S	Opponent	Score	RPI S	Opponent	Score	RPI S	Opponent	Score	RPI S	Opponent	Score	Team's RPI: 341
37	A Rutgers	107	33	107	79	A Dayton	48	78	104	A Cincinnati	40	86
40	A West Virginia	82	47	82	91	A South Dakota St.	41	94	134	H N.C. A&T	38	84
49	A South Dakota	82	44	82					148	A George Washington	35	54
									152	A Bethune-Cookman	51	82
									181	H Norfolk St.	48	85
									197	A La Salle	46	79
									226	H Niagara	67	82
									238	H Howard	54	66
									244	A Marshall	47	60
									261	H Morgan St.	42	47
									302	A UMBC	48	71
									333	H Saint Peter's	57	82
									349	H South Carolina St.	60	71
									350	A Florida A&M	48	58
LAST 10 Division I												
238	H Howard	54	66	181	H Norfolk St.	48	85					
261	H Morgan St.	42	47	349	H South Carolina St.	60	71					
134	H N.C. A&T	38	84	79	A Dayton	48	78					
350	A Florida A&M	48	58	104	A Cincinnati	40	86					
152	A Bethune-Cookman	51	82	226	H Niagara	67	82					

Non-Div I Games:

Coppin St.

Average RPI Win:	254	WON-LOST	WINNING	LAST 10	STRENGTH OF	OPP. STRENGTH	TEAM	ADJ.	CONF.	ADJ CONF.
Average RPI Loss:	100	RECORD	PCT. RANK	GAMES	SCHEDULE	OF SCHEDULE	RPI	RPI	RPI	RPI
DIV. I ONLY	8- 6	138	6-4	128	243	131	131	8	8	
DIV. I NON-CONF.	7- 5	131	5-3	198	234	147	147	8	8	
TOTALS	RPI 1-25	RPI 26-50	W-L RECORDS	RPI 51-100	RPI 101-150	RPI 150+				
8- 6	0- 1	0- 1	OVERALL	0- 1	0- 1	8- 2				
4- 3	0- 0	0- 0	HOME	0- 1	0- 1	4- 1				
4- 3	0- 1	0- 1	AWAY	0- 0	0- 0	4- 1				
0- 0	0- 0	0- 0	NEUTRAL	0- 0	0- 0	0- 0				
7- 5	0- 1	0- 1	NON-CONFERENCE	0- 1	0- 1	7- 1				
3- 3	0- 0	0- 0	HOME	0- 1	0- 1	3- 1				
4- 2	0- 1	0- 1	AWAY	0- 0	0- 0	4- 0				
0- 0	0- 0	0- 0	NEUTRAL	0- 0	0- 0	0- 0				
1- 1	0- 0	0- 0	CONFERENCE	0- 0	0- 0	1- 1				
1- 0	0- 0	0- 0	HOME	0- 0	0- 0	1- 0				
0- 1	0- 0	0- 0	AWAY	0- 0	0- 0	0- 1				
0- 0	0- 0	0- 0	NEUTRAL	0- 0	0- 0	0- 0				

RPI	S	Opponent	Score	RPI	S	Opponent	Score	RPI	S	Opponent	Score	RPI	S	Opponent	Score	Team's RPI: 131
23	A	TCU	49 59	40	A	West Virginia	62 68	87	H	Colgate	58 62	107	H	Duquesne	62 72	
												161	A	Columbia	66 76	
												161	H	Columbia	80 77	
												180	H	Binghamton	56 59	
												219	A	UMass Lowell	70 56	
												226	H	Niagara	82 59	
												239	H	ETSU	71 43	
												259	A	Delaware St.	77 51	
												284	A	St. Bonaventure	70 42	
												314	A	Albany (NY)	71 51	
												330	H	NJIT	68 44	
LAST 10 Division I																
161	H	Columbia	80 77	107	H	Duquesne	62 72									
161	A	Columbia	66 76	180	H	Binghamton	56 59									
239	H	ETSU	71 43	219	A	UMass Lowell	70 56									
40	A	West Virginia	62 68	259	A	Delaware St.	77 51									
284	A	St. Bonaventure	70 42	226	H	Niagara	82 59									

Non-Div I Games:

Cornell

Creighton

Through Games Of Jan. 27, 2020

Average RPI Win:	135	WON-LOST	WINNING	LAST 10	STRENGTH OF	OPP. STRENGTH	TEAM	ADJ.	CONF.	ADJ CONF.
Average RPI Loss:	47	RECORD	PCT. RANK	GAMES	SCHEDULE	OF SCHEDULE	RPI	RPI	RPI	RPI
DIV. I ONLY	13- 7	93	5-5	36	32	41	41	6	6	
DIV. I NON-CONF.	8- 3	68	0-1	21	35	13	13	6	6	
TOTALS	RPI 1-25	RPI 26-50	W-L RECORDS	RPI 51-100	RPI 101-150	RPI 150+				
13- 7	0- 1	3- 4	OVERALL	4- 2	1- 0	5- 0				
7- 2	0- 1	1- 0	HOME	2- 1	1- 0	3- 0				
4- 5	0- 0	1- 4	AWAY	1- 1	0- 0	2- 0				
2- 0	0- 0	1- 0	NEUTRAL	1- 0	0- 0	0- 0				
8- 3	0- 0	2- 3	NON-CONFERENCE	3- 0	0- 0	3- 0				
4- 0	0- 0	0- 0	HOME	2- 0	0- 0	2- 0				
2- 3	0- 0	1- 3	AWAY	0- 0	0- 0	1- 0				
2- 0	0- 0	1- 0	NEUTRAL	1- 0	0- 0	0- 0				
5- 4	0- 1	1- 1	CONFERENCE	1- 2	1- 0	2- 0				
3- 2	0- 1	1- 0	HOME	0- 1	1- 0	1- 0				
2- 2	0- 0	0- 1	AWAY	1- 1	0- 0	1- 0				
0- 0	0- 0	0- 0	NEUTRAL	0- 0	0- 0	0- 0				

RPI S	Opponent	Score	RPI S	Opponent	Score	Team's RPI: 41	RPI S	Opponent	Score	RPI S	Opponent	Score
18	H DePaul	71 74	27	A Arizona St.	55 70		55	N Temple	69 59	133	H Providence	72 63
			30	A Drake	53 63		58	H UNI	57 54	166	H Wichita St.	56 46
			39	H Marquette	72 62		74	A Seton Hall	70 82	222	A Georgetown	65 56
			40	N West Virginia	82 75		89	A Villanova	58 42	225	H Xavier	62 55
			44	A St. John's (NY)	58 63		90	H Butler	67 73	291	H North Dakota St.	70 59
			49	A South Dakota	65 72		91	H South Dakota St.	61 48	301	A Omaha	67 54
			50	A Nebraska	79 74							
LAST 10 Division I												
90	H Butler	67 73	18	H DePaul	71 74		39	H Marquette	72 62			
225	H Xavier	62 55	89	A Villanova	58 42		222	A Georgetown	65 56			
44	A St. John's (NY)	58 63	27	A Arizona St.	55 70							
74	A Seton Hall	70 82										
133	H Providence	72 63										

Non-Div I Games:

Creighton

Loss, Non-Conf, S Site, H Home A Away N Neutral

Average RPI Win: 228	WON-LOST	WINNING	LAST 10	STRENGTH OF	OPP. STRENGTH	TEAM	ADJ.	CONF.	ADJ CONF.
Average RPI Loss: 165	RECORD	PCT. RANK	GAMES	SCHEDULE	OF SCHEDULE	RPI	RPI	RPI	RPI
DIV. I ONLY	7- 8	201	4-6	120	269	158	158	8	8
DIV. I NON-CONF.	6- 7	182	3-5	178	268	176	176	8	8
TOTALS	RPI 1-25	RPI 26-50	W-L RECORDS	RPI 51-100	RPI 101-150	RPI 150+			
7- 8	0- 1	0- 0	OVERALL	0- 1	1- 2	6- 4			
5- 1	0- 0	0- 0	HOME	0- 0	1- 0	4- 1			
2- 7	0- 1	0- 0	AWAY	0- 1	0- 2	2- 3			
0- 0	0- 0	0- 0	NEUTRAL	0- 0	0- 0	0- 0			
6- 7	0- 1	0- 0	NON-CONFERENCE	0- 1	0- 1	6- 4			
4- 1	0- 0	0- 0	HOME	0- 0	0- 0	4- 1			
2- 6	0- 1	0- 0	AWAY	0- 1	0- 1	2- 3			
0- 0	0- 0	0- 0	NEUTRAL	0- 0	0- 0	0- 0			
1- 1	0- 0	0- 0	CONFERENCE	0- 0	1- 1	0- 0			
1- 0	0- 0	0- 0	HOME	0- 0	1- 0	0- 0			
0- 1	0- 0	0- 0	AWAY	0- 0	0- 1	0- 0			
0- 0	0- 0	0- 0	NEUTRAL	0- 0	0- 0	0- 0			

RPI 1-25				RPI 26-50				RPI 51-100				RPI 101+ Team's RPI: 158			
RPI	S	Opponent	Score	RPI	S	Opponent	Score	RPI	S	Opponent	Score	RPI	S	Opponent	Score
15	A	Northwestern	37 79					68	A	Buffalo	49 73	103	A	Loyola Chicago	40 61
												142	A	Harvard	49 64
												142	H	Harvard	63 62
												172	H	Merrimack	57 52
												202	A	Boston U.	56 74
												219	A	UMass Lowell	62 51
												220	A	Manhattan	58 70
												248	A	Fairfield	52 51
												255	H	Maine	57 41
												274	A	Loyola Maryland	56 72
												280	H	New Hampshire	66 47
												282	H	Vermont	72 55
												292	H	Texas St.	51 61
LAST 10 Division I															
142	A	Harvard	49 64	280	H	New Hampshire	66 47								
142	H	Harvard	63 62	292	H	Texas St.	51 61								
274	A	Loyola Maryland	56 72	219	A	UMass Lowell	62 51								
68	A	Buffalo	49 73	255	H	Maine	57 41								
202	A	Boston U.	56 74	15	A	Northwestern	37 79								

Non-Div I Games:

Dartmouth

■ Loss,
■ Non-Conf,
■ S Site,
■ H Home
■ A Away
N Neutral

Davidson

Through Games Of Jan. 27, 2020

Average RPI Win:	206	WON-LOST	WINNING	LAST 10	STRENGTH OF	OPP. STRENGTH	TEAM	ADJ.	CONF.	ADJ CONF.
Average RPI Loss:	88	RECORD	PCT. RANK	GAMES	SCHEDULE	OF SCHEDULE	RPI	RPI	RPI	RPI
DIV. I ONLY	11- 7	107	6-4	193	104	102	102	12	12	
DIV. I NON-CONF.	6- 6	164	1-3	234	133	152	152	12	12	
TOTALS	RPI 1-25	RPI 26-50	W-L RECORDS	RPI 51-100	RPI 101-150	RPI 150+				
11- 7	0- 0	0- 2	OVERALL	1- 2	2- 2	8- 1				
5- 1	0- 0	0- 0	HOME	0- 1	2- 0	3- 0				
5- 6	0- 0	0- 2	AWAY	1- 1	0- 2	4- 1				
1- 0	0- 0	0- 0	NEUTRAL	0- 0	0- 0	1- 0				
6- 6	0- 0	0- 2	NON-CONFERENCE	0- 2	0- 1	6- 1				
2- 1	0- 0	0- 0	HOME	0- 1	0- 0	2- 0				
3- 5	0- 0	0- 2	AWAY	0- 1	0- 1	3- 1				
1- 0	0- 0	0- 0	NEUTRAL	0- 0	0- 0	1- 0				
5- 1	0- 0	0- 0	CONFERENCE	1- 0	2- 1	2- 0				
3- 0	0- 0	0- 0	HOME	0- 0	2- 0	1- 0				
2- 1	0- 0	0- 0	AWAY	1- 0	0- 1	1- 0				
0- 0	0- 0	0- 0	NEUTRAL	0- 0	0- 0	0- 0				

RPI S	Opponent	Score	RPI S	Opponent	Score	RPI S	Opponent	Score	RPI S	Opponent	Score	Team's RPI: 102
28	A Virginia Tech	68 88	69	A Drexel	63 74	115	H Fordham	74 62				
38	A Duke	52 82	76	H Charlotte	64 75	117	A Richmond	57 69				
			99	A Saint Louis	65 58	127	A Florida	50 55				
						148	H George Washington	62 55				
						161	A Columbia	60 63				
						167	H Rhode Island	79 67				
						207	A High Point	73 63				
						214	A George Mason	76 69				
						222	H Georgetown	66 52				
						227	A UMKC	74 64				
						239	A ETSU	75 60				
						298	N UC Irvine	78 72				
						335	H Western Caro.	101 51				
LAST 10 Division I												
117	A Richmond	57 69	99	A Saint Louis	65 58							
148	H George Washington	62 55	127	A Florida	50 55							
214	A George Mason	76 69	76	H Charlotte	64 75							
167	H Rhode Island	79 67	161	A Columbia	60 63							
115	H Fordham	74 62	207	A High Point	73 63							

Non-Div I Games: Newberry 75 46

Davidson

■ Loss,
 ■ Non-Conf,
 ■ S Site,
 ■ H Home
 ■ A Away
 N Neutral

Average RPI Win:	190	WON-LOST	WINNING	LAST 10	STRENGTH OF	OPP. STRENGTH	TEAM	ADJ.	CONF.	ADJ CONF.
Average RPI Loss:	44	RECORD	PCT. RANK	GAMES	SCHEDULE	OF SCHEDULE	RPI	RPI	RPI	RPI
DIV. I ONLY	14- 7	76	9-1	122	46	79	79	12	12	
DIV. I NON-CONF.	7- 7	164	2-1	133	11	131	131	12	12	
TOTALS	RPI 1-25	RPI 26-50	W-L RECORDS	RPI 51-100	RPI 101-150	RPI 150+				
14- 7	0- 4	0- 0	OVERALL	1- 2	5- 1	8- 0				
7- 2	0- 2	0- 0	HOME	1- 0	2- 0	4- 0				
5- 2	0- 1	0- 0	AWAY	0- 1	3- 0	2- 0				
2- 3	0- 1	0- 0	NEUTRAL	0- 1	0- 1	2- 0				
7- 7	0- 4	0- 0	NON-CONFERENCE	0- 2	1- 1	6- 0				
3- 2	0- 2	0- 0	HOME	0- 0	0- 0	3- 0				
2- 2	0- 1	0- 0	AWAY	0- 1	1- 0	1- 0				
2- 3	0- 1	0- 0	NEUTRAL	0- 1	0- 1	2- 0				
7- 0	0- 0	0- 0	CONFERENCE	1- 0	4- 0	2- 0				
4- 0	0- 0	0- 0	HOME	1- 0	2- 0	1- 0				
3- 0	0- 0	0- 0	AWAY	0- 0	2- 0	1- 0				
0- 0	0- 0	0- 0	NEUTRAL	0- 0	0- 0	0- 0				

RPI	S	Opponent	Score
1	H	South Carolina	49 75
7	H	UConn	37 75
10	N	Gonzaga	65 76
21	A	Central Mich.	80 81

RPI	S	Opponent	Score
-----	---	----------	-------

RPI	S	Opponent	Score
67	N	Wake Forest	59 78
68	A	Buffalo	59 67
99	H	Saint Louis	48 47

RPI	S	Opponent	Score
107	H	Duquesne	54 41
115	H	Fordham	48 44
117	A	Richmond	65 51
135	A	Northeastern	71 60
136	N	Auburn	74 76
148	A	George Washington	66 50
155	A	Toledo	60 42
197	A	La Salle	98 58
214	H	George Mason	59 55
242	H	Morehead St.	58 41
255	N	Maine	78 49
265	H	Lipscomb	82 60
272	N	East Carolina	94 68
341	H	Coppin St.	78 48

LAST 10 Division I

115	H	Fordham	48 44	214	H	George Mason	59 55
148	A	George Washington	66 50	197	A	La Salle	98 58
99	H	Saint Louis	48 47	341	H	Coppin St.	78 48
107	H	Duquesne	54 41	272	N	East Carolina	94 68
117	A	Richmond	65 51	67	N	Wake Forest	59 78

Non-Div I Games:

Dayton

■ Loss,
 ■ Non-Conf,
 ■ S Site,
 ■ H Home
 ■ A Away
 N Neutral

Average RPI Win: 130	WON-LOST	WINNING	LAST 10	STRENGTH OF	OPP. STRENGTH	TEAM	ADJ.	CONF.	ADJ CONF.
Average RPI Loss: 11	RECORD	PCT. RANK	GAMES	SCHEDULE	OF SCHEDULE	RPI	RPI	RPI	RPI
DIV. I ONLY	19- 2	10	10-0	60	24	18	18	6	6
DIV. I NON-CONF.	10- 2	30	1-0	59	24	17	17	6	6
TOTALS	RPI 1-25	RPI 26-50	W-L RECORDS	RPI 51-100	RPI 101-150	RPI 150+			
19- 2	1- 2	3- 0	OVERALL	5- 0	4- 0	6- 0			
11- 1	0- 1	2- 0	HOME	4- 0	0- 0	5- 0			
8- 1	1- 1	1- 0	AWAY	1- 0	4- 0	1- 0			
0- 0	0- 0	0- 0	NEUTRAL	0- 0	0- 0	0- 0			
10- 2	1- 2	0- 0	NON-CONFERENCE	2- 0	3- 0	4- 0			
6- 1	0- 1	0- 0	HOME	2- 0	0- 0	4- 0			
4- 1	1- 1	0- 0	AWAY	0- 0	3- 0	0- 0			
0- 0	0- 0	0- 0	NEUTRAL	0- 0	0- 0	0- 0			
9- 0	0- 0	3- 0	CONFERENCE	3- 0	1- 0	2- 0			
5- 0	0- 0	2- 0	HOME	2- 0	0- 0	1- 0			
4- 0	0- 0	1- 0	AWAY	1- 0	1- 0	1- 0			
0- 0	0- 0	0- 0	NEUTRAL	0- 0	0- 0	0- 0			

RPI 1-25				RPI 26-50				RPI 51-100				RPI 101+			
RPI	S	Opponent	Score	RPI	S	Opponent	Score	RPI	S	Opponent	Score	RPI	S	Opponent	Score
7	H	UConn	74 84	39	H	Marquette	89 71	62	H	Miami (FL)	89 83	103	A	Loyola Chicago	83 76
14	A	Oregon St.	77 98	41	A	Creighton	74 71	69	H	Drexel	81 57	128	A	Notre Dame	105 94
15	A	Northwestern	70 68	44	H	St. John's (NY)	74 69	74	H	Seton Hall	85 68	133	A	Providence	80 67
								89	H	Villanova	85 69	144	A	Green Bay	76 65
								90	A	Butler	80 65	189	H	Miami (OH)	98 79
												209	H	Arkansas St.	109 64
												222	H	Georgetown	92 66
												225	A	Xavier	91 68
												264	H	Milwaukee	94 65
												328	H	Alabama St.	105 76
LAST 10 Division I															
222	H	Georgetown	92 66	74	H	Seton Hall	85 68								
89	H	Villanova	85 69	41	A	Creighton	74 71								
90	A	Butler	80 65	133	A	Providence	80 67								
225	A	Xavier	91 68	39	H	Marquette	89 71								
44	H	St. John's (NY)	74 69	103	A	Loyola Chicago	83 76								

Non-Div I Games:

DePaul

Delaware

Through Games Of Jan. 27, 2020

Average RPI Win:	201	WON-LOST	WINNING	LAST 10	STRENGTH OF	OPP. STRENGTH	TEAM	ADJ.	CONF.	ADJ CONF.
Average RPI Loss:	158	RECORD	PCT. RANK	GAMES	SCHEDULE	OF SCHEDULE	RPI	RPI	RPI	RPI
DIV. I ONLY	6- 12	261	3-7	206	116	229	229	14	14	
DIV. I NON-CONF.	4- 7	225	1-2	173	89	206	206	14	14	
TOTALS	RPI 1-25	RPI 26-50	W-L RECORDS	RPI 51-100	RPI 101-150	RPI 150+				
6- 12	0- 1	0- 0	OVERALL	0- 3	1- 2	5- 6				
2- 4	0- 0	0- 0	HOME	0- 0	0- 2	2- 2				
3- 8	0- 1	0- 0	AWAY	0- 3	1- 0	2- 4				
1- 0	0- 0	0- 0	NEUTRAL	0- 0	0- 0	1- 0				
4- 7	0- 1	0- 0	NON-CONFERENCE	0- 2	1- 1	3- 3				
1- 3	0- 0	0- 0	HOME	0- 0	0- 1	1- 2				
2- 4	0- 1	0- 0	AWAY	0- 2	1- 0	1- 1				
1- 0	0- 0	0- 0	NEUTRAL	0- 0	0- 0	1- 0				
2- 5	0- 0	0- 0	CONFERENCE	0- 1	0- 1	2- 3				
1- 1	0- 0	0- 0	HOME	0- 0	0- 1	1- 0				
1- 4	0- 0	0- 0	AWAY	0- 1	0- 0	1- 3				
0- 0	0- 0	0- 0	NEUTRAL	0- 0	0- 0	0- 0				

RPI 1-25				RPI 26-50				RPI 51-100				RPI 101+ Team's RPI: 229			
RPI	S	Opponent	Score	RPI	S	Opponent	Score	RPI	S	Opponent	Score	RPI	S	Opponent	Score
8	A	Maryland	55 99					56	A	UCF	49 75	130	A	Robert Morris	73 62
								69	A	Drexel	59 63	135	H	Northeastern	62 72
								76	A	Charlotte	57 61	148	H	George Washington	49 63
												153	A	Elon	65 56
												157	A	William & Mary	58 68
												169	N	Santa Clara	81 80
												214	H	George Mason	63 44
												236	A	Cal St. Fullerton	72 55
												237	A	Gardner-Webb	65 67
												241	A	Col. of Charleston	73 84
												252	A	UNCW	65 71
												255	H	Maine	56 69
												259	H	Delaware St.	64 67
												304	H	Hofstra	80 59
LAST 10 Division I															
153	A	Elon	65 56	241	A	Col. of Charleston	73 84								
157	A	William & Mary	58 68	252	A	UNCW	65 71								
69	A	Drexel	59 63	214	H	George Mason	63 44								
135	H	Northeastern	62 72	76	A	Charlotte	57 61								
304	H	Hofstra	80 59	237	A	Gardner-Webb	65 67								

Non-Div I Games:

Delaware

Loss, Non-Conf, S Site, H Home A Away N Neutral

Average RPI Win:	294	WON-LOST	WINNING	LAST 10	STRENGTH OF	OPP. STRENGTH	TEAM	ADJ.	CONF.	ADJ CONF.
Average RPI Loss:	141	RECORD	PCT. RANK	GAMES	SCHEDULE	OF SCHEDULE	RPI	RPI	RPI	RPI
DIV. I ONLY	5- 11	275	4-6	87	349	259	259	30	30	
DIV. I NON-CONF.	2- 9	304	1-4	45	343	251	251	31	31	
TOTALS	RPI 1-25	RPI 26-50	W-L RECORDS	RPI 51-100	RPI 101-150	RPI 150+				
5- 11	0- 0	0- 1	OVERALL	0- 2	0- 4	5- 4				
3- 7	0- 0	0- 0	HOME	0- 1	0- 3	3- 3				
2- 4	0- 0	0- 1	AWAY	0- 1	0- 1	2- 1				
0- 0	0- 0	0- 0	NEUTRAL	0- 0	0- 0	0- 0				
2- 9	0- 0	0- 1	NON-CONFERENCE	0- 2	0- 2	2- 4				
1- 6	0- 0	0- 0	HOME	0- 1	0- 2	1- 3				
1- 3	0- 0	0- 1	AWAY	0- 1	0- 0	1- 1				
0- 0	0- 0	0- 0	NEUTRAL	0- 0	0- 0	0- 0				
3- 2	0- 0	0- 0	CONFERENCE	0- 0	0- 2	3- 0				
2- 1	0- 0	0- 0	HOME	0- 0	0- 1	2- 0				
1- 1	0- 0	0- 0	AWAY	0- 0	0- 1	1- 0				
0- 0	0- 0	0- 0	NEUTRAL	0- 0	0- 0	0- 0				

RPI 1-25				RPI 26-50				RPI 51-100				RPI 101+ Team's RPI: 259			
RPI	S	Opponent	Score	RPI	S	Opponent	Score	RPI	S	Opponent	Score	RPI	S	Opponent	Score
				46	A	James Madison	64 83	92	A	Boston College	69 109	116	H	Lehigh	38 68
								93	H	Rider	69 71	131	H	Cornell	51 77
												134	A	N.C. A&T	53 58
												134	H	N.C. A&T	45 69
												157	H	William & Mary	52 73
												180	H	Binghamton	66 75
												196	H	Cleveland St.	49 57
												229	A	Delaware	67 64
												261	H	Morgan St.	69 61
												271	A	Longwood	62 78
												324	A	N.C. Central	64 60
												324	H	N.C. Central	64 54
												333	H	Saint Peter's	89 66
LAST 10 Division I															
				134	A	N.C. A&T	53 58	93	H	Rider	69 71				
				324	A	N.C. Central	64 60	92	A	Boston College	69 109				
				134	H	N.C. A&T	45 69	46	A	James Madison	64 83				
				324	H	N.C. Central	64 54	271	A	Longwood	62 78				
				261	H	Morgan St.	69 61	333	H	Saint Peter's	89 66				

Non-Div I Games: Post 67 41 Georgian Court 69 48

Delaware St.

Denver

Through Games Of Jan. 27, 2020

Average RPI Win: 258	WON-LOST	WINNING	LAST 10	STRENGTH OF	OPP. STRENGTH	TEAM	ADJ.	CONF.	ADJ CONF.
Average RPI Loss: 186	RECORD	PCT. RANK	GAMES	SCHEDULE	OF SCHEDULE	RPI	RPI	RPI	RPI
DIV. I ONLY	8- 12	231	3-7	265	289	289	289	19	19
DIV. I NON-CONF.	5- 7	205	0-2	271	323	302	302	19	19
TOTALS	RPI 1-25	RPI 26-50	W-L RECORDS	RPI 51-100	RPI 101-150	RPI 150+			
8- 12	0- 0	0- 2	OVERALL	0- 1	0- 1	8- 8			
7- 4	0- 0	0- 0	HOME	0- 1	0- 0	7- 3			
1- 6	0- 0	0- 2	AWAY	0- 0	0- 0	1- 4			
0- 2	0- 0	0- 0	NEUTRAL	0- 0	0- 1	0- 1			
5- 7	0- 0	0- 1	NON-CONFERENCE	0- 0	0- 1	5- 5			
5- 2	0- 0	0- 0	HOME	0- 0	0- 0	5- 2			
0- 3	0- 0	0- 1	AWAY	0- 0	0- 0	0- 2			
0- 2	0- 0	0- 0	NEUTRAL	0- 0	0- 1	0- 1			
3- 5	0- 0	0- 1	CONFERENCE	0- 1	0- 0	3- 3			
2- 2	0- 0	0- 0	HOME	0- 1	0- 0	2- 1			
1- 3	0- 0	0- 1	AWAY	0- 0	0- 0	1- 2			
0- 0	0- 0	0- 0	NEUTRAL	0- 0	0- 0	0- 0			

RPI S	Opponent	Score	RPI S	Opponent	Score	RPI S	Opponent	Score	RPI S	Opponent	Score	Team's RPI: 289
43	A Colorado	70 96	49	A South Dakota	61 104	91	H South Dakota St.	79 86	132	N Western Mich.	70 79	
									193	A North Dakota	91 81	
									193	H North Dakota	82 90	
									195	N Akron	72 88	
									205	A Western Ill.	75 82	
									210	H Northern Colo.	74 55	
									215	H Wyoming	71 57	
									217	A Lamar University	59 71	
									218	H Southern Utah	81 73	
									227	A UMKC	79 83	
									278	H Alabama A&M	83 86	
									291	A North Dakota St.	80 85	
									291	H North Dakota St.	91 82	
									298	H UC Irvine	83 75	
									301	H Omaha	66 60	
									308	H New Mexico St.	75 78	
									336	H Cal Poly	96 66	
LAST 10 Division I												
291	A North Dakota St.	80 85	49	A South Dakota	61 104							
193	A North Dakota	91 81	193	H North Dakota	82 90							
301	H Omaha	66 60	291	H North Dakota St.	91 82							
205	A Western Ill.	75 82	132	N Western Mich.	70 79							
91	H South Dakota St.	79 86	195	N Akron	72 88							

Non-Div I Games: Colo. Christian 89 49

Denver

Loss, Non-Conf, S Site, H Home A Away N Neutral

Detroit Mercy

Through Games Of Jan. 27, 2020

Average RPI Win:	268	WON-LOST	WINNING	LAST 10	STRENGTH OF	OPP. STRENGTH	TEAM	ADJ.	CONF.	ADJ CONF.
Average RPI Loss:	169	RECORD	PCT. RANK	GAMES	SCHEDULE	OF SCHEDULE	RPI	RPI	RPI	RPI
DIV. I ONLY	2- 18	338	2-8	162	270	312	312	21	21	
DIV. I NON-CONF.	0- 11	338	0-1	111	246	323	323	18	18	
TOTALS	RPI 1-25	RPI 26-50	W-L RECORDS	RPI 51-100	RPI 101-150	RPI 150+				
2- 18	0- 0	0- 0	OVERALL	0- 3	0- 5	2- 10				
1- 9	0- 0	0- 0	HOME	0- 0	0- 2	1- 7				
1- 7	0- 0	0- 0	AWAY	0- 3	0- 2	1- 2				
0- 2	0- 0	0- 0	NEUTRAL	0- 0	0- 1	0- 1				
0- 11	0- 0	0- 0	NON-CONFERENCE	0- 2	0- 3	0- 6				
0- 5	0- 0	0- 0	HOME	0- 0	0- 1	0- 4				
0- 4	0- 0	0- 0	AWAY	0- 2	0- 1	0- 1				
0- 2	0- 0	0- 0	NEUTRAL	0- 0	0- 1	0- 1				
2- 7	0- 0	0- 0	CONFERENCE	0- 1	0- 2	2- 4				
1- 4	0- 0	0- 0	HOME	0- 0	0- 1	1- 3				
1- 3	0- 0	0- 0	AWAY	0- 1	0- 1	1- 1				
0- 0	0- 0	0- 0	NEUTRAL	0- 0	0- 0	0- 0				

RPI S	Opponent	Score	RPI S	Opponent	Score	RPI S	Opponent	Score	RPI S	Opponent	Score
						61	A IUPUI	45 82	103	H Loyola Chicago	60 89
						90	A Butler	60 82	132	A Western Mich.	67 82
						96	A Michigan St.	52 110	139	N Tennessee Tech	47 69
									143	A Wright St.	61 67
									144	H Green Bay	48 65
									155	H Toledo	64 82
									163	H Valparaiso	58 77
									178	H Eastern Mich.	70 84
									195	H Akron	60 81
									196	H Cleveland St.	70 59
									208	H Youngstown St.	47 62
									214	A George Mason	62 75
									228	A Northern Ky.	60 72
									264	H Milwaukee	48 63
									266	N Sacred Heart	60 66
									270	H Oakland	57 71
									339	A UIC	70 62
LAST 10 Division I											
			228	A Northern Ky.	60 72		264	H Milwaukee	48 63		
			143	A Wright St.	61 67		61	A IUPUI	45 82		
			208	H Youngstown St.	47 62		339	A UIC	70 62		
			196	H Cleveland St.	70 59		270	H Oakland	57 71		
			144	H Green Bay	48 65		178	H Eastern Mich.	70 84		

Non-Div I Games:

Detroit Mercy

Loss, Non-Conf, S Site, H Home A Away N Neutral

Drake

Through Games Of Jan. 27, 2020

Average RPI Win:	151	WON-LOST	WINNING	LAST 10	STRENGTH OF	OPP. STRENGTH	TEAM	ADJ.	CONF.	ADJ CONF.
Average RPI Loss:	31	RECORD	PCT. RANK	GAMES	SCHEDULE	OF SCHEDULE	RPI	RPI	RPI	RPI
DIV. I ONLY	12- 6	76	6-4	47	21	30	30	7	7	
DIV. I NON-CONF.	7- 4	100	1-2	48	4	37	37	7	7	
TOTALS	RPI 1-25	RPI 26-50	W-L RECORDS	RPI 51-100	RPI 101-150	RPI 150+				
12- 6	0- 2	1- 3	OVERALL	5- 1	1- 0	5- 0				
7- 0	0- 0	1- 0	HOME	3- 0	0- 0	3- 0				
3- 5	0- 2	0- 2	AWAY	2- 1	0- 0	1- 0				
2- 1	0- 0	0- 1	NEUTRAL	0- 0	1- 0	1- 0				
7- 4	0- 1	1- 3	NON-CONFERENCE	2- 0	1- 0	3- 0				
4- 0	0- 0	1- 0	HOME	2- 0	0- 0	1- 0				
1- 3	0- 1	0- 2	AWAY	0- 0	0- 0	1- 0				
2- 1	0- 0	0- 1	NEUTRAL	0- 0	1- 0	1- 0				
5- 2	0- 1	0- 0	CONFERENCE	3- 1	0- 0	2- 0				
3- 0	0- 0	0- 0	HOME	1- 0	0- 0	2- 0				
2- 2	0- 1	0- 0	AWAY	2- 1	0- 0	0- 0				
0- 0	0- 0	0- 0	NEUTRAL	0- 0	0- 0	0- 0				

RPI 1-25				RPI 26-50				RPI 51-100				RPI 101+			
RPI	S	Opponent	Score	RPI	S	Opponent	Score	RPI	S	Opponent	Score	RPI	S	Opponent	Score
5	A	Iowa	67 79	29	N	Purdue	47 67	53	A	Bradley	76 77	136	N	Auburn	83 82
13	A	Missouri St.	67 69	36	A	Oklahoma	84 93	58	H	UNI	104 87	203	A	Northern Ill.	73 49
				41	H	Creighton	63 53	59	H	Iowa St.	86 81	205	H	Western Ill.	94 75
				49	A	South Dakota	94 102	88	A	Southern Ill.	73 65	255	N	Maine	94 62
								91	H	South Dakota St.	74 67	269	H	Indiana St.	105 65
								95	A	Illinois St.	69 67	317	H	Evansville	108 44
LAST 10 Division I															
				53	A	Bradley	76 77	13	A	Missouri St.	67 69				
				95	A	Illinois St.	69 67	58	H	UNI	104 87				
				317	H	Evansville	108 44	203	A	Northern Ill.	73 49				
				269	H	Indiana St.	105 65	5	A	Iowa	67 79				
				88	A	Southern Ill.	73 65	36	A	Oklahoma	84 93				

Non-Div I Games: Waldorf 103 18

Drake

■ Loss,
 ■ Non-Conf,
 ■ S Site,
 ■ Home
 ■ A Away
 N Neutral

Average RPI Win: 181	WON-LOST	WINNING	LAST 10	STRENGTH OF	OPP. STRENGTH	TEAM	ADJ.	CONF.	ADJ CONF.
Average RPI Loss: 102	RECORD	PCT. RANK	GAMES	SCHEDULE	OF SCHEDULE	RPI	RPI	RPI	RPI
DIV. I ONLY	13- 6	66	8-2	121	123	69	69	14	14
DIV. I NON-CONF.	7- 5	131	2-1	57	91	74	74	14	14
TOTALS	RPI 1-25	RPI 26-50	W-L RECORDS	RPI 51-100	RPI 101-150	RPI 150+			
13- 6	0- 1	0- 0	OVERALL	1- 2	3- 2	9- 1			
8- 1	0- 0	0- 0	HOME	1- 0	3- 1	4- 0			
5- 4	0- 1	0- 0	AWAY	0- 1	0- 1	5- 1			
0- 1	0- 0	0- 0	NEUTRAL	0- 1	0- 0	0- 0			
7- 5	0- 1	0- 0	NON-CONFERENCE	1- 2	2- 2	4- 0			
5- 1	0- 0	0- 0	HOME	1- 0	2- 1	2- 0			
2- 3	0- 1	0- 0	AWAY	0- 1	0- 1	2- 0			
0- 1	0- 0	0- 0	NEUTRAL	0- 1	0- 0	0- 0			
6- 1	0- 0	0- 0	CONFERENCE	0- 0	1- 0	5- 1			
3- 0	0- 0	0- 0	HOME	0- 0	1- 0	2- 0			
3- 1	0- 0	0- 0	AWAY	0- 0	0- 0	3- 1			
0- 0	0- 0	0- 0	NEUTRAL	0- 0	0- 0	0- 0			

RPI 1-25				RPI 26-50				RPI 51-100 Team's RPI: 69				RPI 101+			
RPI	S	Opponent	Score	RPI	S	Opponent	Score	RPI	S	Opponent	Score	RPI	S	Opponent	Score
18	A	DePaul	57 81					60	A	Bucknell	49 60	102	H	Davidson	74 63
								68	N	Buffalo	59 63	105	H	Pacific	51 58
								89	H	Villanova	54 52	117	H	Richmond	58 52
												120	A	Penn	49 53
												135	H	Northeastern	50 41
												153	A	Elon	55 53
												157	A	William & Mary	61 54
												182	A	Quinnipiac	66 62
												183	A	Saint Joseph's	62 52
												197	H	La Salle	69 31
												229	H	Delaware	63 59
												241	A	Col. of Charleston	59 73
												252	A	UNCW	73 72
												255	H	Maine	70 57
												304	H	Hofstra	74 54
LAST 10 Division I															
157	A	William & Mary	61 54	252	A	UNCW	73 72								
153	A	Elon	55 53	241	A	Col. of Charleston	59 73								
229	H	Delaware	63 59	255	H	Maine	70 57								
304	H	Hofstra	74 54	120	A	Penn	49 53								
135	H	Northeastern	50 41	197	H	La Salle	69 31								

Non-Div I Games:

Drexel

■ Loss,
 ■ Non-Conf, S Site,
 ■ Home
 ■ Away
 N Neutral

Average RPI Win:	123	WON-LOST	WINNING	LAST 10	STRENGTH OF	OPP. STRENGTH	TEAM	ADJ.	CONF.	ADJ CONF.
Average RPI Loss:	44	RECORD	PCT. RANK	GAMES	SCHEDULE	OF SCHEDULE	RPI	RPI	RPI	RPI
DIV. I ONLY	11- 9	150	4-6	6	33	38	38	5	5	
DIV. I NON-CONF.	6- 5	151	0-2	2	114	22	22	3	3	
TOTALS	RPI 1-25	RPI 26-50	W-L RECORDS	RPI 51-100	RPI 101-150	RPI 150+				
11- 9	0- 4	1- 3	OVERALL	3- 1	4- 0	3- 1				
9- 2	0- 1	1- 0	HOME	3- 1	3- 0	2- 0				
2- 7	0- 3	0- 3	AWAY	0- 0	1- 0	1- 1				
0- 0	0- 0	0- 0	NEUTRAL	0- 0	0- 0	0- 0				
6- 5	0- 3	0- 2	NON-CONFERENCE	1- 0	2- 0	3- 0				
5- 1	0- 1	0- 0	HOME	1- 0	2- 0	2- 0				
1- 4	0- 2	0- 2	AWAY	0- 0	0- 0	1- 0				
0- 0	0- 0	0- 0	NEUTRAL	0- 0	0- 0	0- 0				
5- 4	0- 1	1- 1	CONFERENCE	2- 1	2- 0	0- 1				
4- 1	0- 0	1- 0	HOME	2- 1	1- 0	0- 0				
1- 3	0- 1	0- 1	AWAY	0- 0	1- 0	0- 1				
0- 0	0- 0	0- 0	NEUTRAL	0- 0	0- 0	0- 0				

RPI 1-25				RPI 26-50				Team's RPI: 38				RPI 51-100				RPI 101+			
RPI	S	Opponent	Score	RPI	S	Opponent	Score	RPI	S	Opponent	Score	RPI	S	Opponent	Score	RPI	S	Opponent	Score
1	A	South Carolina	46 89	28	H	Virginia Tech	72 67	54	H	Georgia Tech	58 46	102	H	Davidson	82 52				
3	A	Louisville	55 60	31	A	FGCU	56 78	64	H	Troy	99 85	114	A	Syracuse	88 58				
15	H	Northwestern	42 63	35	A	Virginia	63 66	67	H	Wake Forest	58 60	120	H	Penn	66 50				
17	A	Texas A&M	58 79	50	A	Nebraska	79 83	92	H	Boston College	85 73	128	H	Notre Dame	50 47				
																173	A	Clemson	58 62
																188	A	UNLV	57 45
																207	H	High Point	93 57
																257	H	Idaho St.	85 66

Non-Div I Games:

Duke

Average RPI Win:	216	WON-LOST	WINNING	LAST 10	STRENGTH OF	OPP. STRENGTH	TEAM	ADJ.	CONF.	ADJ CONF.
Average RPI Loss:	98	RECORD	PCT. RANK	GAMES	SCHEDULE	OF SCHEDULE	RPI	RPI	RPI	RPI
DIV. I ONLY	13- 7	93	5-5	233	114	107	107	12	12	
DIV. I NON-CONF.	10- 3	58	2-1	253	130	86	86	12	12	
TOTALS	RPI 1-25	RPI 26-50	W-L RECORDS	RPI 51-100	RPI 101-150	RPI 150+				
13- 7	0- 0	0- 1	OVERALL	0- 3	1- 3	12- 0				
6- 2	0- 0	0- 0	HOME	0- 0	0- 2	6- 0				
7- 5	0- 0	0- 1	AWAY	0- 3	1- 1	6- 0				
0- 0	0- 0	0- 0	NEUTRAL	0- 0	0- 0	0- 0				
10- 3	0- 0	0- 1	NON-CONFERENCE	0- 1	1- 1	9- 0				
4- 1	0- 0	0- 0	HOME	0- 0	0- 1	4- 0				
6- 2	0- 0	0- 1	AWAY	0- 1	1- 0	5- 0				
0- 0	0- 0	0- 0	NEUTRAL	0- 0	0- 0	0- 0				
3- 4	0- 0	0- 0	CONFERENCE	0- 2	0- 2	3- 0				
2- 1	0- 0	0- 0	HOME	0- 0	0- 1	2- 0				
1- 3	0- 0	0- 0	AWAY	0- 2	0- 1	1- 0				
0- 0	0- 0	0- 0	NEUTRAL	0- 0	0- 0	0- 0				

RPI S	Opponent	Score	RPI S	Opponent	Score	RPI S	Opponent	Score	RPI S	Opponent	Score	Team's RPI: 107
			45 A	Oklahoma St.	41 84	55 A	Temple	72 85	110 H	Kent St.	75 77	
						79 A	Dayton	41 54	131 A	Cornell	72 62	
						99 A	Saint Louis	50 53	147 H	Massachusetts	77 81	
									148 A	George Washington	60 65	
									155 H	Toledo	79 74	
									183 A	Saint Joseph's	58 51	
									195 A	Akron	88 63	
									197 H	La Salle	82 56	
									201 A	Lafayette	73 65	
									211 H	Kennesaw St.	75 72	
									214 H	George Mason	84 63	
									220 A	Manhattan	76 65	
									221 A	Iona	76 74	
									246 H	Saint Francis (PA)	72 69	
									287 A	Pittsburgh	81 62	
									344 H	Central Conn. St.	72 33	
LAST 10 Division I												
			99 A	Saint Louis	50 53	148 A	George Washington	60 65				
			214 H	George Mason	84 63	147 H	Massachusetts	77 81				
			183 A	Saint Joseph's	58 51	45 A	Oklahoma St.	41 84				
			79 A	Dayton	41 54	211 H	Kennesaw St.	75 72				
			197 H	La Salle	82 56	246 H	Saint Francis (PA)	72 69				

Non-Div I Games:

Duquesne

■ Loss,
■ Non-Conf,
■ S Site,
■ H Home
■ A Away
N Neutral

Average RPI Win: 231	WON-LOST	WINNING	LAST 10	STRENGTH OF	OPP. STRENGTH	TEAM	ADJ.	CONF.	ADJ CONF.
Average RPI Loss: 155	RECORD	PCT. RANK	GAMES	SCHEDULE	OF SCHEDULE	RPI	RPI	RPI	RPI
DIV. I ONLY	6- 14	278	3-7	136	280	239	239	25	25
DIV. I NON-CONF.	4- 10	259	1-3	66	290	208	208	22	22
TOTALS	RPI 1-25	RPI 26-50	W-L RECORDS	RPI 51-100	RPI 101-150	RPI 150+			
6- 14	0- 0	0- 0	OVERALL	1- 3	1- 4	4- 7			
2- 7	0- 0	0- 0	HOME	1- 1	0- 1	1- 5			
4- 7	0- 0	0- 0	AWAY	0- 2	1- 3	3- 2			
0- 0	0- 0	0- 0	NEUTRAL	0- 0	0- 0	0- 0			
4- 10	0- 0	0- 0	NON-CONFERENCE	1- 3	1- 3	2- 4			
2- 5	0- 0	0- 0	HOME	1- 1	0- 1	1- 3			
2- 5	0- 0	0- 0	AWAY	0- 2	1- 2	1- 1			
0- 0	0- 0	0- 0	NEUTRAL	0- 0	0- 0	0- 0			
2- 4	0- 0	0- 0	CONFERENCE	0- 0	0- 1	2- 3			
0- 2	0- 0	0- 0	HOME	0- 0	0- 0	0- 2			
2- 2	0- 0	0- 0	AWAY	0- 0	0- 1	2- 1			
0- 0	0- 0	0- 0	NEUTRAL	0- 0	0- 0	0- 0			

RPI S	Opponent	Score	RPI S	Opponent	Score	RPI S	Opponent	Score	RPI S	Opponent	Score	Team's RPI: 239
						51	H Tennessee	68 72	102	H Davidson	60 75	
						54	A Georgia Tech	48 87	113	A Liberty	63 62	
						64	A Troy	61 79	123	A UNC Greensboro	47 63	
						67	H Wake Forest	67 60	131	A Cornell	43 71	
									134	A N.C. A&T	69 80	
									164	A Samford	34 68	
									174	H Furman	62 81	
									196	H Cleveland St.	54 62	
									207	A High Point	62 80	
									231	H Radford	43 67	
									254	H UNC Asheville	54 72	
									262	H South Alabama	65 60	
									281	A Appalachian St.	67 61	
									285	H Wofford	47 76	
									325	A Mercer	72 66	
									335	A Western Caro.	62 57	
LAST 10 Division I												
			164	A Samford	34 68	123	A UNC Greensboro	47 63				
			325	A Mercer	72 66	131	A Cornell	43 71				
			285	H Wofford	47 76	262	H South Alabama	65 60				
			174	H Furman	62 81	54	A Georgia Tech	48 87				
			335	A Western Caro.	62 57	64	A Troy	61 79				

Non-Div I Games: Converse 73 35

ETSU

■ Loss,
 ■ Non-Conf,
 ■ S Site,
 ■ H Home
 ■ A Away
 N Neutral

East Carolina

Through Games Of Jan. 27, 2020

Average RPI Win:	313	WON-LOST	WINNING	LAST 10	STRENGTH OF	OPP. STRENGTH	TEAM	ADJ.	CONF.	ADJ CONF.
Average RPI Loss:	112	RECORD	PCT. RANK	GAMES	SCHEDULE	OF SCHEDULE	RPI	RPI	RPI	RPI
DIV. I ONLY	3- 16	325	0-10	86	110	272	272	9	9	
DIV. I NON-CONF.	3- 10	282	0-4	93	166	248	248	9	9	
TOTALS	RPI 1-25	RPI 26-50	W-L RECORDS	RPI 51-100	RPI 101-150	RPI 150+				
3- 16	0- 2	0- 0	OVERALL	0- 6	0- 2	3- 6				
2- 7	0- 1	0- 0	HOME	0- 2	0- 0	2- 4				
1- 7	0- 0	0- 0	AWAY	0- 3	0- 2	1- 2				
0- 2	0- 1	0- 0	NEUTRAL	0- 1	0- 0	0- 0				
3- 10	0- 1	0- 0	NON-CONFERENCE	0- 5	0- 2	3- 2				
2- 4	0- 0	0- 0	HOME	0- 2	0- 0	2- 2				
1- 4	0- 0	0- 0	AWAY	0- 2	0- 2	1- 0				
0- 2	0- 1	0- 0	NEUTRAL	0- 1	0- 0	0- 0				
0- 6	0- 1	0- 0	CONFERENCE	0- 1	0- 0	0- 4				
0- 3	0- 1	0- 0	HOME	0- 0	0- 0	0- 2				
0- 3	0- 0	0- 0	AWAY	0- 1	0- 0	0- 2				
0- 0	0- 0	0- 0	NEUTRAL	0- 0	0- 0	0- 0				

RPI 1-25				RPI 26-50				RPI 51-100				RPI 101+ Team's RPI: 272			
RPI	S	Opponent	Score	RPI	S	Opponent	Score	RPI	S	Opponent	Score	RPI	S	Opponent	Score
7	H	UConn	42 98					52	H	Middle Tenn.	66 68	112	A	VCU	40 53
15	N	Northwestern	45 64					56	A	UCF	55 91	113	A	Liberty	66 81
								67	A	Wake Forest	53 76	157	H	William & Mary	68 78
								73	A	Georgia	50 67	159	A	Houston	63 72
								76	H	Charlotte	47 59	166	H	Wichita St.	53 61
								79	N	Dayton	68 94	213	H	SMU	47 55
												216	A	Tulsa	56 58
												238	H	Howard	51 67
												271	A	Longwood	64 61
												327	H	UMES	57 42
												342	H	USC Upstate	69 48
LAST 10 Division I															
7	H	UConn	42 98	56	A	UCF	55 91								
216	A	Tulsa	56 58	73	A	Georgia	50 67								
159	A	Houston	63 72	79	N	Dayton	68 94								
166	H	Wichita St.	53 61	15	N	Northwestern	45 64								
213	H	SMU	47 55	238	H	Howard	51 67								

Non-Div I Games:

East Carolina

Loss, Non-Conf, S Site, H Home A Away N Neutral

Average RPI Win:	268	WON-LOST	WINNING	LAST 10	STRENGTH OF	OPP. STRENGTH	TEAM	ADJ.	CONF.	ADJ CONF.
Average RPI Loss:	152	RECORD	PCT. RANK	GAMES	SCHEDULE	OF SCHEDULE	RPI	RPI	RPI	RPI
DIV. I ONLY	10- 8	144	6-4	335	207	243	243	18	18	
DIV. I NON-CONF.	5- 5	164	1-1	348	140	300	300	24	24	
TOTALS	RPI 1-25	RPI 26-50	W-L RECORDS	RPI 51-100	RPI 101-150	RPI 150+				
10- 8	0- 0	0- 0	OVERALL	1- 1	0- 3	9- 4				
3- 5	0- 0	0- 0	HOME	1- 0	0- 2	2- 3				
6- 3	0- 0	0- 0	AWAY	0- 1	0- 1	6- 1				
1- 0	0- 0	0- 0	NEUTRAL	0- 0	0- 0	1- 0				
5- 5	0- 0	0- 0	NON-CONFERENCE	0- 0	0- 2	5- 3				
1- 3	0- 0	0- 0	HOME	0- 0	0- 1	1- 2				
3- 2	0- 0	0- 0	AWAY	0- 0	0- 1	3- 1				
1- 0	0- 0	0- 0	NEUTRAL	0- 0	0- 0	1- 0				
5- 3	0- 0	0- 0	CONFERENCE	1- 1	0- 1	4- 1				
2- 2	0- 0	0- 0	HOME	1- 0	0- 1	1- 1				
3- 1	0- 0	0- 0	AWAY	0- 1	0- 0	3- 0				
0- 0	0- 0	0- 0	NEUTRAL	0- 0	0- 0	0- 0				

RPI 1-25				RPI 26-50				RPI 51-100				RPI 101+ Team's RPI: 243			
RPI	S	Opponent	Score	RPI	S	Opponent	Score	RPI	S	Opponent	Score	RPI	S	Opponent	Score
								66	A	Belmont	45 69	103	H	Loyola Chicago	51 67
								86	H	UT Martin	74 70	121	A	Wisconsin	55 63
												139	H	Tennessee Tech	62 75
												154	H	Southeast Mo. St.	65 77
												163	H	Valparaiso	66 78
												203	A	Northern Ill.	48 61
												205	N	Western Ill.	60 52
												242	A	Morehead St.	57 51
												265	A	Lipscomb	66 56
												269	H	Indiana St.	57 59
												277	A	Eastern Ky.	83 63
												301	H	Omaha	65 52
												309	H	Jacksonville St.	55 52
												317	A	Evansville	90 44
												339	A	UIC	80 45
												340	A	Tennessee St.	73 52
LAST 10 Division I															
				154	H	Southeast Mo. St.	65 77	277	A	Eastern Ky.	83 63				
				86	H	UT Martin	74 70	66	A	Belmont	45 69				
				139	H	Tennessee Tech	62 75	340	A	Tennessee St.	73 52				
				309	H	Jacksonville St.	55 52	163	H	Valparaiso	66 78				
				242	A	Morehead St.	57 51	205	N	Western Ill.	60 52				

Non-Div I Games: Lindenwood (MO) 88 66

Eastern Ill.

■ Loss,
 ■ Non-Conf,
 ■ S Site,
 ■ H Home
 ■ A Away
 N Neutral

Eastern Ky.

Through Games Of Jan. 27, 2020

Average RPI Win:	262	WON-LOST	WINNING	LAST 10	STRENGTH OF	OPP. STRENGTH	TEAM	ADJ.	CONF.	ADJ CONF.
Average RPI Loss:	167	RECORD	PCT. RANK	GAMES	SCHEDULE	OF SCHEDULE	RPI	RPI	RPI	RPI
DIV. I ONLY	7- 11	236	2-8	288	261	277	277	18	18	
DIV. I NON-CONF.	5- 5	164	0-2	277	124	202	202	24	24	
TOTALS	RPI 1-25	RPI 26-50	W-L RECORDS	RPI 51-100	RPI 101-150	RPI 150+				
7- 11	0- 0	0- 0	OVERALL	0- 4	0- 2	7- 5				
3- 5	0- 0	0- 0	HOME	0- 0	0- 1	3- 4				
4- 6	0- 0	0- 0	AWAY	0- 4	0- 1	4- 1				
0- 0	0- 0	0- 0	NEUTRAL	0- 0	0- 0	0- 0				
5- 5	0- 0	0- 0	NON-CONFERENCE	0- 3	0- 0	5- 2				
2- 2	0- 0	0- 0	HOME	0- 0	0- 0	2- 2				
3- 3	0- 0	0- 0	AWAY	0- 3	0- 0	3- 0				
0- 0	0- 0	0- 0	NEUTRAL	0- 0	0- 0	0- 0				
2- 6	0- 0	0- 0	CONFERENCE	0- 1	0- 2	2- 3				
1- 3	0- 0	0- 0	HOME	0- 0	0- 1	1- 2				
1- 3	0- 0	0- 0	AWAY	0- 1	0- 1	1- 1				
0- 0	0- 0	0- 0	NEUTRAL	0- 0	0- 0	0- 0				

RPI S	Opponent	Score	RPI S	Opponent	Score	RPI S	Opponent	Score	RPI S	Opponent	Score	Team's RPI: 277
						61	A IUPUI	42 72	139	A Tennessee Tech	82 87	
						66	A Belmont	48 68	139	H Tennessee Tech	42 60	
						84	A Vanderbilt	69 75	160	A Memphis	63 60	
						90	A Butler	41 73	189	H Miami (OH)	57 75	
									208	H Youngstown St.	63 72	
									225	A Xavier	56 55	
									228	H Northern Ky.	69 62	
									233	H Chattanooga	71 65	
									243	H Eastern Ill.	63 83	
									309	A Jacksonville St.	54 68	
									309	H Jacksonville St.	33 43	
									320	H SIUE	49 46	
									325	A Mercer	61 60	
									340	A Tennessee St.	61 55	
LAST 10 Division I												
139	A Tennessee Tech	82 87	243	H Eastern Ill.	63 83							
309	A Jacksonville St.	54 68	309	H Jacksonville St.	33 43							
340	A Tennessee St.	61 55	139	H Tennessee Tech	42 60							
66	A Belmont	48 68	61	A IUPUI	42 72							
320	H SIUE	49 46	84	A Vanderbilt	69 75							

Non-Div I Games: Alice Lloyd 102 65

Eastern Ky.

Loss, Non-Conf, S Site, H Home A Away N Neutral

Average RPI Win:	226	WON-LOST	WINNING	LAST 10	STRENGTH OF	OPP. STRENGTH	TEAM	ADJ.	CONF.	ADJ CONF.
Average RPI Loss:	104	RECORD	PCT. RANK	GAMES	SCHEDULE	OF SCHEDULE	RPI	RPI	RPI	RPI
DIV. I ONLY	8- 9	194	7-3	172	142	178	178	10	10	
DIV. I NON-CONF.	4- 6	212	3-0	246	264	236	236	10	10	
TOTALS	RPI 1-25	RPI 26-50	W-L RECORDS	RPI 51-100	RPI 101-150	RPI 150+				
8- 9	0- 1	0- 1	OVERALL	0- 4	1- 0	7- 3				
5- 3	0- 1	0- 1	HOME	0- 1	0- 0	5- 0				
3- 6	0- 0	0- 0	AWAY	0- 3	1- 0	2- 3				
0- 0	0- 0	0- 0	NEUTRAL	0- 0	0- 0	0- 0				
4- 6	0- 0	0- 1	NON-CONFERENCE	0- 2	0- 0	4- 3				
2- 2	0- 0	0- 1	HOME	0- 1	0- 0	2- 0				
2- 4	0- 0	0- 0	AWAY	0- 1	0- 0	2- 3				
0- 0	0- 0	0- 0	NEUTRAL	0- 0	0- 0	0- 0				
4- 3	0- 1	0- 0	CONFERENCE	0- 2	1- 0	3- 0				
3- 1	0- 1	0- 0	HOME	0- 0	0- 0	3- 0				
1- 2	0- 0	0- 0	AWAY	0- 2	1- 0	0- 0				
0- 0	0- 0	0- 0	NEUTRAL	0- 0	0- 0	0- 0				

RPI 1-25				RPI 26-50				RPI 51-100				RPI 101+ Team's RPI: 178			
RPI	S	Opponent	Score	RPI	S	Opponent	Score	RPI	S	Opponent	Score	RPI	S	Opponent	Score
21	H	Central Mich.	82 89	48	H	Michigan	38 57	65	A	Ball St.	54 59	110	A	Kent St.	74 69
								68	A	Buffalo	63 66	154	H	Southeast Mo. St.	69 64
								88	H	Southern Ill.	54 85	166	A	Wichita St.	52 63
								96	A	Michigan St.	50 85	180	A	Binghamton	67 78
												189	H	Miami (OH)	80 53
												191	H	Bowling Green	78 61
												203	H	Northern Ill.	62 55
												208	A	Youngstown St.	77 79
												307	H	Purdue Fort Wayne	64 40
												312	A	Detroit Mercy	84 70
												339	A	UIC	68 59
LAST 10 Division I															
203	H	Northern Ill.	62 55	110	A	Kent St.	74 69								
21	H	Central Mich.	82 89	191	H	Bowling Green	78 61								
68	A	Buffalo	63 66	312	A	Detroit Mercy	84 70								
189	H	Miami (OH)	80 53	339	A	UIC	68 59								
65	A	Ball St.	54 59	307	H	Purdue Fort Wayne	64 40								

Non-Div I Games: Olivet 95 38

Eastern Mich.

■ Loss,
 ■ Non-Conf, S Site,
 ■ Home
 ■ Away
 N Neutral

Average RPI Win:	300	WON-LOST	WINNING	LAST 10	STRENGTH OF	OPP. STRENGTH	TEAM	ADJ.	CONF.	ADJ CONF.
Average RPI Loss:	144	RECORD	PCT. RANK	GAMES	SCHEDULE	OF SCHEDULE	RPI	RPI	RPI	RPI
DIV. I ONLY	1- 15	343	1-9	56	223	295	295	20	20	
DIV. I NON-CONF.	0- 8	338	0-2	6	160	233	233	17	17	
TOTALS	RPI 1-25	RPI 26-50	W-L RECORDS	RPI 51-100	RPI 101-150	RPI 150+				
1- 15	0- 2	0- 0	OVERALL	0- 3	0- 3	1- 7				
1- 4	0- 0	0- 0	HOME	0- 0	0- 2	1- 2				
0- 10	0- 2	0- 0	AWAY	0- 2	0- 1	0- 5				
0- 1	0- 0	0- 0	NEUTRAL	0- 1	0- 0	0- 0				
0- 8	0- 2	0- 0	NON-CONFERENCE	0- 2	0- 2	0- 2				
0- 2	0- 0	0- 0	HOME	0- 0	0- 1	0- 1				
0- 5	0- 2	0- 0	AWAY	0- 1	0- 1	0- 1				
0- 1	0- 0	0- 0	NEUTRAL	0- 1	0- 0	0- 0				
1- 7	0- 0	0- 0	CONFERENCE	0- 1	0- 1	1- 5				
1- 2	0- 0	0- 0	HOME	0- 0	0- 1	1- 1				
0- 5	0- 0	0- 0	AWAY	0- 1	0- 0	0- 4				
0- 0	0- 0	0- 0	NEUTRAL	0- 0	0- 0	0- 0				

RPI 1-25				RPI 26-50				RPI 51-100				RPI 101+ Team's RPI: 295			
RPI	S	Opponent	Score	RPI	S	Opponent	Score	RPI	S	Opponent	Score	RPI	S	Opponent	Score
4	A	Stanford	27 92					53	N	Bradley	46 66	109	H	Boise St.	61 63
10	A	Gonzaga	44 84					97	A	Idaho	60 69	119	H	Montana St.	85 89
								98	A	Utah	49 87	137	A	San Jose St.	66 84
												186	A	Portland St.	58 75
												194	A	Montana	54 92
												210	A	Northern Colo.	42 63
												218	A	Southern Utah	50 71
												227	A	UMKC	55 66
												247	H	Pepperdine	52 53
												257	H	Idaho St.	47 67
												300	H	Weber St.	63 53
LAST 10 Division I															
210	A	Northern Colo.	42 63	186	A	Portland St.	58 75								
218	A	Southern Utah	50 71	257	H	Idaho St.	47 67								
119	H	Montana St.	85 89	300	H	Weber St.	63 53								
97	A	Idaho	60 69	53	N	Bradley	46 66								
194	A	Montana	54 92	227	A	UMKC	55 66								

Non-Div I Games: Northwest Chrst. 81 62

Eastern Wash.

Average RPI Win:	244	WON-LOST	WINNING	LAST 10	STRENGTH OF	OPP. STRENGTH	TEAM	ADJ.	CONF.	ADJ CONF.
Average RPI Loss:	88	RECORD	PCT. RANK	GAMES	SCHEDULE	OF SCHEDULE	RPI	RPI	RPI	RPI
DIV. I ONLY	8- 10	206	5-5	93	154	153	153	14	14	
DIV. I NON-CONF.	4- 6	212	1-1	44	208	119	119	14	14	
TOTALS	RPI 1-25	RPI 26-50	W-L RECORDS	RPI 51-100	RPI 101-150	RPI 150+				
8- 10	0- 1	0- 1	OVERALL	0- 5	0- 2	8- 1				
4- 3	0- 0	0- 0	HOME	0- 2	0- 0	4- 1				
4- 5	0- 1	0- 1	AWAY	0- 2	0- 1	4- 0				
0- 2	0- 0	0- 0	NEUTRAL	0- 1	0- 1	0- 0				
4- 6	0- 1	0- 0	NON-CONFERENCE	0- 4	0- 1	4- 0				
2- 1	0- 0	0- 0	HOME	0- 1	0- 0	2- 0				
2- 3	0- 1	0- 0	AWAY	0- 2	0- 0	2- 0				
0- 2	0- 0	0- 0	NEUTRAL	0- 1	0- 1	0- 0				
4- 4	0- 0	0- 1	CONFERENCE	0- 1	0- 1	4- 1				
2- 2	0- 0	0- 0	HOME	0- 1	0- 0	2- 1				
2- 2	0- 0	0- 1	AWAY	0- 0	0- 1	2- 0				
0- 0	0- 0	0- 0	NEUTRAL	0- 0	0- 0	0- 0				

RPI 1-25				RPI 26-50				RPI 51-100				RPI 101+ Team's RPI: 153			
RPI	S	Opponent	Score	RPI	S	Opponent	Score	RPI	S	Opponent	Score	RPI	S	Opponent	Score
19	A	NC State	49 62	46	A	James Madison	48 61	57	A	North Carolina	46 76	122	N	Coastal Caro.	65 76
								61	N	IUPUI	53 59	135	A	Northeastern	65 68
								67	H	Wake Forest	57 69	174	A	Furman	87 76
								69	H	Drexel	53 55	177	A	Towson	74 61
								72	A	Marist	55 63	188	A	UNLV	50 44
												229	H	Delaware	56 65
												241	H	Col. of Charleston	90 48
												252	H	UNCW	77 53
												281	H	Appalachian St.	67 66
												304	A	Hofstra	69 56
												335	H	Western Caro.	68 24
LAST 10 Division I															
229	H	Delaware	56 65	241	H	Col. of Charleston	90 48								
69	H	Drexel	53 55	46	A	James Madison	48 61								
304	A	Hofstra	69 56	177	A	Towson	74 61								
135	A	Northeastern	65 68	174	A	Furman	87 76								
252	H	UNCW	77 53	122	N	Coastal Caro.	65 76								

Non-Div I Games: Newberry 73 53

Elon

Average RPI Win:	296	WON-LOST	WINNING	LAST 10	STRENGTH OF	OPP. STRENGTH	TEAM	ADJ.	CONF.	ADJ CONF.
Average RPI Loss:	148	RECORD	PCT. RANK	GAMES	SCHEDULE	OF SCHEDULE	RPI	RPI	RPI	RPI
DIV. I ONLY	2- 16	336	1-9	164	217	317	317	7	7	
DIV. I NON-CONF.	2- 8	295	1-1	342	331	344	344	7	7	
TOTALS	RPI 1-25	RPI 26-50	W-L RECORDS	RPI 51-100	RPI 101-150	RPI 150+				
2- 16	0- 1	0- 1	OVERALL	0- 4	0- 2	2- 8				
2- 6	0- 1	0- 0	HOME	0- 1	0- 1	2- 3				
0- 10	0- 0	0- 1	AWAY	0- 3	0- 1	0- 5				
0- 0	0- 0	0- 0	NEUTRAL	0- 0	0- 0	0- 0				
2- 8	0- 0	0- 0	NON-CONFERENCE	0- 0	0- 1	2- 7				
2- 2	0- 0	0- 0	HOME	0- 0	0- 0	2- 2				
0- 6	0- 0	0- 0	AWAY	0- 0	0- 1	0- 5				
0- 0	0- 0	0- 0	NEUTRAL	0- 0	0- 0	0- 0				
0- 8	0- 1	0- 1	CONFERENCE	0- 4	0- 1	0- 1				
0- 4	0- 1	0- 0	HOME	0- 1	0- 1	0- 1				
0- 4	0- 0	0- 1	AWAY	0- 3	0- 0	0- 0				
0- 0	0- 0	0- 0	NEUTRAL	0- 0	0- 0	0- 0				

RPI	S	Opponent	Score	RPI	S	Opponent	Score	RPI	S	Opponent	Score	RPI	S	Opponent	Score	Team's RPI: 317
13	H	Missouri St.	55 81	30	A	Drake	44 108	53	A	Bradley	51 82	103	H	Loyola Chicago	61 71	
								58	A	UNI	60 76	150	A	Illinois	44 59	
								88	H	Southern Ill.	57 70	154	A	Southeast Mo. St.	60 83	
								95	A	Illinois St.	58 81	163	H	Valparaiso	66 88	
												175	A	Austin Peay	64 80	
												189	A	Miami (OH)	64 72	
												223	H	Murray St.	59 61	
												243	H	Eastern Ill.	44 90	
												244	H	Marshall	66 62	
												307	A	Purdue Fort Wayne	64 67	
												320	A	SIUE	74 85	
												348	H	Chicago St.	76 42	
LAST 10 Division I																
13	H	Missouri St.	55 81	103	H	Loyola Chicago	61 71									
88	H	Southern Ill.	57 70	95	A	Illinois St.	58 81									
30	A	Drake	44 108	53	A	Bradley	51 82									
58	A	UNI	60 76	189	A	Miami (OH)	64 72									
163	H	Valparaiso	66 88	348	H	Chicago St.	76 42									

Non-Div I Games: Brescia 77 61

Evansville

Average RPI Win:	172	WON-LOST	WINNING	LAST 10	STRENGTH OF	OPP. STRENGTH	TEAM	ADJ.	CONF.	ADJ CONF.
Average RPI Loss:	23	RECORD	PCT. RANK	GAMES	SCHEDULE	OF SCHEDULE	RPI	RPI	RPI	RPI
DIV. I ONLY	17- 2	13	9-1	161	79	31	31	16	16	
DIV. I NON-CONF.	10- 2	30	2-1	102	16	28	28	15	15	
TOTALS	RPI 1-25	RPI 26-50	W-L RECORDS	RPI 51-100	RPI 101-150	RPI 150+				
17- 2	0- 2	1- 0	OVERALL	5- 0	2- 0	9- 0				
7- 1	0- 1	1- 0	HOME	1- 0	1- 0	4- 0				
6- 1	0- 1	0- 0	AWAY	2- 0	0- 0	4- 0				
4- 0	0- 0	0- 0	NEUTRAL	2- 0	1- 0	1- 0				
10- 2	0- 2	1- 0	NON-CONFERENCE	4- 0	1- 0	4- 0				
3- 1	0- 1	1- 0	HOME	1- 0	0- 0	1- 0				
3- 1	0- 1	0- 0	AWAY	1- 0	0- 0	2- 0				
4- 0	0- 0	0- 0	NEUTRAL	2- 0	1- 0	1- 0				
7- 0	0- 0	0- 0	CONFERENCE	1- 0	1- 0	5- 0				
4- 0	0- 0	0- 0	HOME	0- 0	1- 0	3- 0				
3- 0	0- 0	0- 0	AWAY	1- 0	0- 0	2- 0				
0- 0	0- 0	0- 0	NEUTRAL	0- 0	0- 0	0- 0				

RPI 1-25				RPI 26-50				Team's RPI: 31				RPI 51-100				RPI 101+			
RPI	S	Opponent	Score	RPI	S	Opponent	Score	RPI	S	Opponent	Score	RPI	S	Opponent	Score	RPI	S	Opponent	Score
22	A	Princeton	53 67	38	H	Duke	78 56	55	A	Temple	93 67	113	H	Liberty	64 57				
24	H	LSU	63 74					56	H	UCF	72 50	128	N	Notre Dame	69 60				
								78	N	South Fla.	81 77	159	A	Houston	57 45				
								80	A	North Florida	72 50	171	A	North Ala.	74 63				
								91	N	South Dakota St.	71 70	211	H	Kennesaw St.	80 63				
												246	N	Saint Francis (PA)	97 64				
												258	A	Stetson	89 47				
												265	H	Lipscomb	82 56				
												297	A	FIU	100 54				
												330	H	NJIT	82 39				
												344	H	Central Conn. St.	94 60				
LAST 10 Division I																			
330	H	NJIT	82 39	113	H	Liberty	64 57												
211	H	Kennesaw St.	80 63	265	H	Lipscomb	82 56												
171	A	North Ala.	74 63	38	H	Duke	78 56												
80	A	North Florida	72 50	55	A	Temple	93 67												
258	A	Stetson	89 47	24	H	LSU	63 74												

Non-Div I Games: Webber Int'l 99 48 Fla. Memorial 91 47 Johnson & Wales (FL89 56

FGCU

Loss, Non-Conf, S Site, H Home A Away N Neutral

Average RPI Win:	305	WON-LOST	WINNING	LAST 10	STRENGTH OF	OPP. STRENGTH	TEAM	ADJ.	CONF.	ADJ CONF.
Average RPI Loss:	150	RECORD	PCT. RANK	GAMES	SCHEDULE	OF SCHEDULE	RPI	RPI	RPI	RPI
DIV. I ONLY	4- 15	307	1-9	169	256	297	297	13	13	
DIV. I NON-CONF.	3- 8	268	0-2	270	334	317	317	13	13	
TOTALS	RPI 1-25	RPI 26-50	W-L RECORDS	RPI 51-100	RPI 101-150	RPI 150+				
4- 15	0- 0	0- 2	OVERALL	0- 4	0- 1	4- 8				
2- 10	0- 0	0- 2	HOME	0- 3	0- 0	2- 5				
2- 5	0- 0	0- 0	AWAY	0- 1	0- 1	2- 3				
0- 0	0- 0	0- 0	NEUTRAL	0- 0	0- 0	0- 0				
3- 8	0- 0	0- 1	NON-CONFERENCE	0- 1	0- 0	3- 6				
1- 7	0- 0	0- 1	HOME	0- 1	0- 0	1- 5				
2- 1	0- 0	0- 0	AWAY	0- 0	0- 0	2- 1				
0- 0	0- 0	0- 0	NEUTRAL	0- 0	0- 0	0- 0				
1- 7	0- 0	0- 1	CONFERENCE	0- 3	0- 1	1- 2				
1- 3	0- 0	0- 1	HOME	0- 2	0- 0	1- 0				
0- 4	0- 0	0- 0	AWAY	0- 1	0- 1	0- 2				
0- 0	0- 0	0- 0	NEUTRAL	0- 0	0- 0	0- 0				

RPI S	Opponent	Score	RPI S	Opponent	Score	RPI S	Opponent	Score	RPI S	Opponent	Score	Team's RPI: 297
31	H FGCU	54 100	32	H Old Dominion	39 66	52	A Middle Tenn.	56 72	111	A UAB	58 71	
						76	H Charlotte	50 64	152	H Bethune-Cookman	60 65	
						80	H North Florida	49 64	175	H Austin Peay	56 58	
						100	H Rice	47 68	204	A Jacksonville	52 77	
									212	A UTEP	34 64	
									224	H Brown	57 72	
									228	H Northern Ky.	45 67	
									234	H North Texas	58 56	
									270	H Oakland	49 58	
									303	A UTSA	45 60	
									323	A Georgia St.	70 63	
									324	A N.C. Central	59 58	
									337	H Grambling	56 55	
LAST 10 Division I												
76	H Charlotte	50 64	234	H North Texas	58 56							
32	H Old Dominion	39 66	303	A UTSA	45 60							
52	A Middle Tenn.	56 72	212	A UTEP	34 64							
111	A UAB	58 71	224	H Brown	57 72							
100	H Rice	47 68	175	H Austin Peay	56 58							

Non-Div I Games:

FIU

Fairfield

Through Games Of Jan. 27, 2020

Average RPI Win:	292	WON-LOST	WINNING	LAST 10	STRENGTH OF	OPP. STRENGTH	TEAM	ADJ.	CONF.	ADJ CONF.
Average RPI Loss:	129	RECORD	PCT. RANK	GAMES	SCHEDULE	OF SCHEDULE	RPI	RPI	RPI	RPI
DIV. I ONLY	9- 7	139	7-3	343	168	248	248	24	24	
DIV. I NON-CONF.	3- 6	235	1-2	289	100	290	290	25	25	
TOTALS	RPI 1-25	RPI 26-50	W-L RECORDS	RPI 51-100	RPI 101-150	RPI 150+				
9- 7	0- 0	0- 1	OVERALL	0- 2	0- 0	9- 4				
6- 2	0- 0	0- 0	HOME	0- 0	0- 0	6- 2				
3- 5	0- 0	0- 1	AWAY	0- 2	0- 0	3- 2				
0- 0	0- 0	0- 0	NEUTRAL	0- 0	0- 0	0- 0				
3- 6	0- 0	0- 1	NON-CONFERENCE	0- 2	0- 0	3- 3				
2- 2	0- 0	0- 0	HOME	0- 0	0- 0	2- 2				
1- 4	0- 0	0- 1	AWAY	0- 2	0- 0	1- 1				
0- 0	0- 0	0- 0	NEUTRAL	0- 0	0- 0	0- 0				
6- 1	0- 0	0- 0	CONFERENCE	0- 0	0- 0	6- 1				
4- 0	0- 0	0- 0	HOME	0- 0	0- 0	4- 0				
2- 1	0- 0	0- 0	AWAY	0- 0	0- 0	2- 1				
0- 0	0- 0	0- 0	NEUTRAL	0- 0	0- 0	0- 0				

RPI 1-25				RPI 26-50				RPI 51-100				RPI 101+				Team's RPI: 248	
RPI	S	Opponent	Score	RPI	S	Opponent	Score	RPI	S	Opponent	Score	RPI	S	Opponent	Score		
				44	A	St. John's (NY)	69 71	55	A	Temple	59 77	158	H	Dartmouth	51 52		
								74	A	Seton Hall	44 74	167	A	Rhode Island	41 74		
												182	A	Quinnipiac	62 76		
												220	H	Manhattan	87 47		
												221	A	Iona	52 40		
												224	H	Brown	44 58		
												276	H	Navy	66 52		
												286	H	Monmouth	49 38		
												304	H	Hofstra	73 64		
												306	A	Siena	65 35		
												333	H	Saint Peter's	67 48		
												338	H	Canisius	72 70		
												347	A	LIU Brooklyn	53 51		
LAST 10 Division I																	
				182	A	Quinnipiac	62 76	286	H	Monmouth	49 38						
				220	H	Manhattan	87 47	306	A	Siena	65 35						
				221	A	Iona	52 40	224	H	Brown	44 58						
				338	H	Canisius	72 70	44	A	St. John's (NY)	69 71						
				333	H	Saint Peter's	67 48	304	H	Hofstra	73 64						

Non-Div I Games:

Fairfield

■ Loss,
■ Non-Conf,
■ S Site,
■ H Home
■ A Away
N Neutral

Average RPI Win: 305		WON-LOST	WINNING	LAST 10	STRENGTH OF	OPP. STRENGTH	TEAM	ADJ.	CONF.	ADJ CONF.
Average RPI Loss: 251		RECORD	PCT. RANK	GAMES	SCHEDULE	OF SCHEDULE	RPI	RPI	RPI	RPI
DIV. I ONLY		7- 12	248	5-5	350	344	332	332	29	29
DIV. I NON-CONF.		3- 8	268	1-1	341	339	336	336	30	30
TOTALS		RPI 1-25	RPI 26-50	W-L RECORDS	RPI 51-100	RPI 101-150	RPI 150+			
7- 12	0- 0		0- 0	OVERALL	0- 0	0- 0	7- 12			
4- 5	0- 0		0- 0	HOME	0- 0	0- 0	4- 5			
3- 7	0- 0		0- 0	AWAY	0- 0	0- 0	3- 7			
0- 0	0- 0		0- 0	NEUTRAL	0- 0	0- 0	0- 0			
3- 8	0- 0		0- 0	NON-CONFERENCE	0- 0	0- 0	3- 8			
1- 4	0- 0		0- 0	HOME	0- 0	0- 0	1- 4			
2- 4	0- 0		0- 0	AWAY	0- 0	0- 0	2- 4			
0- 0	0- 0		0- 0	NEUTRAL	0- 0	0- 0	0- 0			
4- 4	0- 0		0- 0	CONFERENCE	0- 0	0- 0	4- 4			
3- 1	0- 0		0- 0	HOME	0- 0	0- 0	3- 1			
1- 3	0- 0		0- 0	AWAY	0- 0	0- 0	1- 3			
0- 0	0- 0		0- 0	NEUTRAL	0- 0	0- 0	0- 0			

RPI 1-25				RPI 26-50				RPI 51-100				RPI 101+				Team's RPI: 332	
RPI	S	Opponent	Score	RPI	S	Opponent	Score	RPI	S	Opponent	Score	RPI	S	Opponent	Score		
												172	A	Merrimack	51	62	
												180	H	Binghamton	48	60	
												201	A	Lafayette	29	61	
												219	A	UMass Lowell	56	61	
												220	H	Manhattan	61	62	
												238	A	Howard	56	64	
												246	H	Saint Francis (PA)	56	47	
												266	A	Sacred Heart	53	68	
												266	H	Sacred Heart	65	60	
												274	H	Loyola Maryland	46	75	
												287	A	Pittsburgh	60	69	
												293	H	Army West Point	68	70	
												306	H	Siena	67	58	
												311	A	St. Francis Brooklyn	62	57	
												313	H	Bryant	45	57	
												330	A	NJIT	68	59	
												333	A	Saint Peter's	77	71	
												344	H	Central Conn. St.	66	47	
												347	A	LIU Brooklyn	63	68	
EAST 10 Division I																	
				172	A	Merrimack	51	62	246	H	Saint Francis (PA)	56	47				
				266	A	Sacred Heart	53	68	313	H	Bryant	45	57				
				344	H	Central Conn. St.	66	47	311	A	St. Francis Brooklyn	62	57				
				266	H	Sacred Heart	65	60	219	A	UMass Lowell	56	61				
				347	A	LIU Brooklyn	63	68	333	A	Saint Peter's	77	71				

Non-Div I Games:

Fairleigh Dickinson

Loss, Non-Conf, S Site, H Home A Away N Neutral

Average RPI Win:	228	WON-LOST	WINNING	LAST 10	STRENGTH OF	OPP. STRENGTH	TEAM	ADJ.	CONF.	ADJ CONF.
Average RPI Loss:	103	RECORD	PCT. RANK	GAMES	SCHEDULE	OF SCHEDULE	RPI	RPI	RPI	RPI
DIV. I ONLY	9- 10	191	3-7	100	151	168	168	13	13	
DIV. I NON-CONF.	6- 5	151	0-2	194	191	181	181	13	13	
TOTALS	RPI 1-25	RPI 26-50	W-L RECORDS	RPI 51-100	RPI 101-150	RPI 150+				
9- 10	0- 1	0- 1	OVERALL	1- 3	1- 3	7- 2				
6- 5	0- 0	0- 1	HOME	1- 2	0- 1	5- 1				
3- 5	0- 1	0- 0	AWAY	0- 1	1- 2	2- 1				
0- 0	0- 0	0- 0	NEUTRAL	0- 0	0- 0	0- 0				
6- 5	0- 1	0- 0	NON-CONFERENCE	0- 1	1- 2	5- 1				
4- 3	0- 0	0- 0	HOME	0- 1	0- 1	4- 1				
2- 2	0- 1	0- 0	AWAY	0- 0	1- 1	1- 0				
0- 0	0- 0	0- 0	NEUTRAL	0- 0	0- 0	0- 0				
3- 5	0- 0	0- 1	CONFERENCE	1- 2	0- 1	2- 1				
2- 2	0- 0	0- 1	HOME	1- 1	0- 0	1- 0				
1- 3	0- 0	0- 0	AWAY	0- 1	0- 1	1- 1				
0- 0	0- 0	0- 0	NEUTRAL	0- 0	0- 0	0- 0				

RPI	S	Opponent	Score	RPI	S	Opponent	Score	RPI	S	Opponent	Score	RPI	S	Opponent	Score	Team's RPI: 168
5	A	Iowa	53 85	32	H	Old Dominion	63 75	52	A	Middle Tenn.	66 81	111	A	UAB	73 92	
								76	H	Charlotte	65 44	117	A	Richmond	55 57	
								83	H	Kansas	60 90	132	A	Western Mich.	80 79	
								100	H	Rice	69 78	142	H	Harvard	51 65	
												174	H	Furman	63 69	
												184	A	Hampton	64 63	
												198	H	Little Rock	79 72	
												212	A	UTEP	65 96	
												234	H	North Texas	84 78	
												274	H	Loyola Maryland	72 61	
												303	A	UTSA	80 53	
												306	H	Siena	83 39	
												344	H	Central Conn. St.	72 54	
LAST 10 Division I																
				32	H	Old Dominion	63 75	100	H	Rice	69 78					
				76	H	Charlotte	65 44	212	A	UTEP	65 96					
				111	A	UAB	73 92	303	A	UTSA	80 53					
				52	A	Middle Tenn.	66 81	142	H	Harvard	51 65					
				234	H	North Texas	84 78	174	H	Furman	63 69					

Non-Div I Games:

Fla. Atlantic

Average RPI Win:	236	WON-LOST	WINNING	LAST 10	STRENGTH OF	OPP. STRENGTH	TEAM	ADJ.	CONF.	ADJ CONF.
Average RPI Loss:	36	RECORD	PCT. RANK	GAMES	SCHEDULE	OF SCHEDULE	RPI	RPI	RPI	RPI
DIV. I ONLY	11- 9	150	4-6	117	72	127	127	4	4	
DIV. I NON-CONF.	9- 4	84	2-1	309	145	188	188	5	5	
TOTALS	RPI 1-25	RPI 26-50	W-L RECORDS	RPI 51-100	RPI 101-150	RPI 150+				
11- 9	0- 5	0- 1	OVERALL	1- 3	2- 0	8- 0				
7- 4	0- 3	0- 0	HOME	1- 1	1- 0	5- 0				
3- 4	0- 2	0- 1	AWAY	0- 1	1- 0	2- 0				
1- 1	0- 0	0- 0	NEUTRAL	0- 1	0- 0	1- 0				
9- 4	0- 2	0- 0	NON-CONFERENCE	0- 2	1- 0	8- 0				
6- 2	0- 2	0- 0	HOME	0- 0	1- 0	5- 0				
2- 1	0- 0	0- 0	AWAY	0- 1	0- 0	2- 0				
1- 1	0- 0	0- 0	NEUTRAL	0- 1	0- 0	1- 0				
2- 5	0- 3	0- 1	CONFERENCE	1- 1	1- 0	0- 0				
1- 2	0- 1	0- 0	HOME	1- 1	0- 0	0- 0				
1- 3	0- 2	0- 1	AWAY	0- 0	1- 0	0- 0				
0- 0	0- 0	0- 0	NEUTRAL	0- 0	0- 0	0- 0				

RPI S	Opponent	Score	RPI S	Opponent	Score	RPI S	Opponent	Score	RPI S	Opponent	Score	Team's RPI: 127
11	A Mississippi St.	47 93	47	A Arkansas	57 79	51	H Tennessee	50 78	102	H Davidson	55 50	
12	H Indiana	49 73				67	N Wake Forest	68 73	136	A Auburn	83 63	
16	H Florida St.	55 66				83	A Kansas	66 76	164	H Samford	84 48	
17	A Texas A&M	42 69				84	H Vanderbilt	68 60	225	N Xavier	67 64	
20	H Kentucky	45 65							271	H Longwood	71 54	
									299	H Presbyterian	60 46	
									305	A Prairie View	51 44	
									325	H Mercer	71 50	
									337	A Grambling	72 65	
									350	H Florida A&M	84 40	
LAST 10 Division I												
47	A Arkansas	57 79	84	H Vanderbilt	68 60	11	A Mississippi St.	47 93				
17	A Texas A&M	42 69	102	H Davidson	55 50	67	N Wake Forest	68 73				
51	H Tennessee	50 78	225	N Xavier	67 64							
20	H Kentucky	45 65										
136	A Auburn	83 63										

Non-Div I Games:

Florida

■ Loss,
 ■ Non-Conf,
 S Site,
 ■ Home
 ■ Away
 N Neutral

Average RPI Win:	345	WON-LOST	WINNING	LAST 10	STRENGTH OF	OPP. STRENGTH	TEAM	ADJ.	CONF.	ADJ CONF.
Average RPI Loss:	238	RECORD	PCT. RANK	GAMES	SCHEDULE	OF SCHEDULE	RPI	RPI	RPI	RPI
DIV. I ONLY	2- 15	334	2-8	344	351	350	350	30	30	
DIV. I NON-CONF.	0- 9	338	0-2	301	349	350	350	31	31	
TOTALS	RPI 1-25	RPI 26-50	W-L RECORDS	RPI 51-100	RPI 101-150	RPI 150+				
2- 15	0- 1	0- 0	OVERALL	0- 0	0- 2	2- 12				
1- 4	0- 0	0- 0	HOME	0- 0	0- 0	1- 4				
1- 11	0- 1	0- 0	AWAY	0- 0	0- 2	1- 8				
0- 0	0- 0	0- 0	NEUTRAL	0- 0	0- 0	0- 0				
0- 9	0- 1	0- 0	NON-CONFERENCE	0- 0	0- 1	0- 7				
0- 2	0- 0	0- 0	HOME	0- 0	0- 0	0- 2				
0- 7	0- 1	0- 0	AWAY	0- 0	0- 1	0- 5				
0- 0	0- 0	0- 0	NEUTRAL	0- 0	0- 0	0- 0				
2- 6	0- 0	0- 0	CONFERENCE	0- 0	0- 1	2- 5				
1- 2	0- 0	0- 0	HOME	0- 0	0- 0	1- 2				
1- 4	0- 0	0- 0	AWAY	0- 0	0- 1	1- 3				
0- 0	0- 0	0- 0	NEUTRAL	0- 0	0- 0	0- 0				

RPI 1-25				RPI 26-50				RPI 51-100				RPI 101+ Team's RPI: 350			
RPI	S	Opponent	Score	RPI	S	Opponent	Score	RPI	S	Opponent	Score	RPI	S	Opponent	Score
24	A	LSU	45 73									127	A	Florida	40 84
												134	A	N.C. A&T	44 71
												151	A	Texas Tech	60 98
												181	A	Norfolk St.	51 59
												204	H	Jacksonville	54 88
												238	A	Howard	58 72
												261	H	Morgan St.	47 59
												278	H	Alabama A&M	53 77
												309	A	Jacksonville St.	67 72
												318	A	Alcorn	42 58
												324	A	N.C. Central	57 66
												324	H	N.C. Central	70 71
												341	H	Coppin St.	58 48
												342	A	USC Upstate	61 74
												349	A	South Carolina St.	44 39
												351	A	Mississippi Val.	70 71
LAST 10 Division I															
181	A	Norfolk St.	51 59	261	H	Morgan St.	47 59								
238	A	Howard	58 72	134	A	N.C. A&T	44 71								
324	H	N.C. Central	70 71	324	A	N.C. Central	57 66								
349	A	South Carolina St.	44 39	24	A	LSU	45 73								
341	H	Coppin St.	58 48	278	H	Alabama A&M	53 77								

Non-Div I Games: Johnson (FL) 102 40 Trinity Baptist 103 54

Florida A&M

■ Loss,
 ■ Non-Conf, S Site,
 ■ Home
 ■ Away
 N Neutral

Florida St.

Through Games Of Jan. 27, 2020

Average RPI Win:	113	WON-LOST	WINNING	LAST 10	STRENGTH OF	OPP. STRENGTH	TEAM	ADJ.	CONF.	ADJ CONF.
Average RPI Loss:	62	RECORD	PCT. RANK	GAMES	SCHEDULE	OF SCHEDULE	RPI	RPI	RPI	RPI
DIV. I ONLY	17- 3	18	7-3	32	25	16	16	5	5	
DIV. I NON-CONF.	11- 0	1	2-0	95	47	9	9	3	3	
TOTALS	RPI 1-25	RPI 26-50	W-L RECORDS	RPI 51-100	RPI 101-150	RPI 150+				
17- 3	2- 1	3- 0	OVERALL	6- 1	1- 1	5- 0				
9- 1	0- 0	2- 0	HOME	4- 1	0- 0	3- 0				
6- 2	1- 1	0- 0	AWAY	2- 0	1- 1	2- 0				
2- 0	1- 0	1- 0	NEUTRAL	0- 0	0- 0	0- 0				
11- 0	2- 0	2- 0	NON-CONFERENCE	2- 0	1- 0	4- 0				
6- 0	0- 0	1- 0	HOME	2- 0	0- 0	3- 0				
3- 0	1- 0	0- 0	AWAY	0- 0	1- 0	1- 0				
2- 0	1- 0	1- 0	NEUTRAL	0- 0	0- 0	0- 0				
6- 3	0- 1	1- 0	CONFERENCE	4- 1	0- 1	1- 0				
3- 1	0- 0	1- 0	HOME	2- 1	0- 0	0- 0				
3- 2	0- 1	0- 0	AWAY	2- 0	0- 1	1- 0				
0- 0	0- 0	0- 0	NEUTRAL	0- 0	0- 0	0- 0				

RPI 1-25				RPI 26-50				RPI 51-100				RPI 101+			
RPI	S	Opponent	Score	RPI	S	Opponent	Score	RPI	S	Opponent	Score	RPI	S	Opponent	Score
17	N	Texas A&M	80 58	28	H	Virginia Tech	86 62	54	H	Georgia Tech	52 67	114	A	Syracuse	89 90
19	A	NC State	51 68	44	H	St. John's (NY)	74 70	57	H	North Carolina	78 64	127	A	Florida	66 55
24	A	LSU	70 62	48	N	Michigan	79 69	62	A	Miami (FL)	73 62	164	H	Samford	88 59
								62	H	Miami (FL)	79 61	173	A	Clemson	81 64
								67	A	Wake Forest	70 65	204	H	Jacksonville	75 41
								80	H	North Florida	70 41	334	H	Charleston So.	88 36
								96	H	Michigan St.	78 68	339	A	UIC	86 42
LAST 10 Division I															
				62	H	Miami (FL)	79 61	62	A	Miami (FL)	73 62				
				67	A	Wake Forest	70 65	114	A	Syracuse	89 90				
				19	A	NC State	51 68	28	H	Virginia Tech	86 62				
				57	H	North Carolina	78 64	48	N	Michigan	79 69				
				54	H	Georgia Tech	52 67	80	H	North Florida	70 41				

Non-Div I Games:

Florida St.

Loss, Non-Conf, S Site, H Home A Away N Neutral

Average RPI Win: 173	WON-LOST	WINNING	LAST 10	STRENGTH OF	OPP. STRENGTH	TEAM	ADJ.	CONF.	ADJ CONF.
Average RPI Loss: 113	RECORD	PCT. RANK	GAMES	SCHEDULE	OF SCHEDULE	RPI	RPI	RPI	RPI
DIV. I ONLY	12- 7	100	8-2	174	95	115	115	12	12
DIV. I NON-CONF.	8- 5	117	4-0	175	93	127	127	12	12
<hr/>									
TOTALS	RPI 1-25	RPI 26-50	W-L RECORDS	RPI 51-100	RPI 101-150	RPI 150+			
12- 7	0- 0	0- 1	OVERALL	2- 2	3- 2	7- 2			
8- 2	0- 0	0- 0	HOME	1- 1	2- 1	5- 0			
3- 4	0- 0	0- 0	AWAY	1- 1	0- 1	2- 2			
1- 1	0- 0	0- 1	NEUTRAL	0- 0	1- 0	0- 0			
8- 5	0- 0	0- 1	NON-CONFERENCE	1- 1	2- 1	5- 2			
5- 2	0- 0	0- 0	HOME	0- 1	1- 1	4- 0			
2- 2	0- 0	0- 0	AWAY	1- 0	0- 0	1- 2			
1- 1	0- 0	0- 1	NEUTRAL	0- 0	1- 0	0- 0			
4- 2	0- 0	0- 0	CONFERENCE	1- 1	1- 1	2- 0			
3- 0	0- 0	0- 0	HOME	1- 0	1- 0	1- 0			
1- 2	0- 0	0- 0	AWAY	0- 1	0- 1	1- 0			
0- 0	0- 0	0- 0	NEUTRAL	0- 0	0- 0	0- 0			

RPI 1-25				RPI 26-50				RPI 51-100				RPI 101+				Team's RPI: 115	
RPI	S	Opponent	Score	RPI	S	Opponent	Score	RPI	S	Opponent	Score	RPI	S	Opponent	Score		
				47	N	Arkansas	59 71	76	A	Charlotte	76 51	102	A	Davidson	62 74		
								79	A	Dayton	44 48	116	N	Lehigh	59 57		
								89	H	Villanova	66 73	128	H	Notre Dame	55 60		
								99	H	Saint Louis	66 54	135	H	Northeastern	74 58		
												148	H	George Washington	53 47		
												159	H	Houston	63 54		
												161	A	Columbia	51 70		
												164	H	Samford	68 37		
												187	A	Penn St.	59 72		
												214	A	George Mason	66 54		
												220	A	Manhattan	51 45		
												222	H	Georgetown	67 54		
												240	H	Southern U.	65 52		
												284	H	St. Bonaventure	79 53		
LAST 10 Division I																	
				79	A	Dayton	44 48	284	H	St. Bonaventure	79 53						
				99	H	Saint Louis	66 54	159	H	Houston	63 54						
				214	A	George Mason	66 54	164	H	Samford	68 37						
				148	H	George Washington	53 47	240	H	Southern U.	65 52						
				102	A	Davidson	62 74	222	H	Georgetown	67 54						

Non-Div I Games:

Fordham

Average RPI Win:	218	WON-LOST	WINNING	LAST 10	STRENGTH OF	OPP. STRENGTH	TEAM	ADJ.	CONF.	ADJ CONF.
Average RPI Loss:	104	RECORD	PCT. RANK	GAMES	SCHEDULE	OF SCHEDULE	RPI	RPI	RPI	RPI
DIV. I ONLY	14- 4	39	9-1	179	176	71	71	17	17	
DIV. I NON-CONF.	5- 4	140	0-1	223	156	155	155	23	23	
TOTALS	RPI 1-25	RPI 26-50	W-L RECORDS	RPI 51-100	RPI 101-150	RPI 150+				
14- 4	0- 0	0- 1	OVERALL	0- 1	2- 1	12- 1				
7- 1	0- 0	0- 0	HOME	0- 1	0- 0	7- 0				
6- 2	0- 0	0- 0	AWAY	0- 0	2- 1	4- 1				
1- 1	0- 0	0- 1	NEUTRAL	0- 0	0- 0	1- 0				
5- 4	0- 0	0- 1	NON-CONFERENCE	0- 1	0- 1	5- 1				
2- 1	0- 0	0- 0	HOME	0- 1	0- 0	2- 0				
2- 2	0- 0	0- 0	AWAY	0- 0	0- 1	2- 1				
1- 1	0- 0	0- 1	NEUTRAL	0- 0	0- 0	1- 0				
9- 0	0- 0	0- 0	CONFERENCE	0- 0	2- 0	7- 0				
5- 0	0- 0	0- 0	HOME	0- 0	0- 0	5- 0				
4- 0	0- 0	0- 0	AWAY	0- 0	2- 0	2- 0				
0- 0	0- 0	0- 0	NEUTRAL	0- 0	0- 0	0- 0				

RPI 1-25			RPI 26-50			RPI 51-100			Team's RPI: 71	RPI 101+		
RPI	S	Opponent	Score	RPI	S	Opponent	Score	RPI	S	Opponent	Score	
				42	N	Yale	67 87	81	H	BYU	65 71	109 A Boise St. 85 80
										124 A Portland 64 75		
										137 A San Jose St. 85 76		
										169 A Santa Clara 66 90		
										179 H New Mexico 84 81		
										188 A UNLV 72 66		
										192 H UC Davis 73 65		
										194 A Montana 76 63		
										200 H Northern Ariz. 83 66		
										215 H Wyoming 89 59		
										222 N Georgetown 82 69		
										260 H Colorado St. 55 53		
										267 A San Diego St. 65 60		
										267 H San Diego St. 79 54		
										283 H Utah St. 76 64		
										336 A Cal Poly 79 52		
LAST 10 Division I												
109	A	Boise St.	85 80	137	A	San Jose St.	85 76					
260	H	Colorado St.	55 53	267	H	San Diego St.	79 54					
215	H	Wyoming	89 59	169	A	Santa Clara	66 90					
267	A	San Diego St.	65 60	283	H	Utah St.	76 64					
179	H	New Mexico	84 81	188	A	UNLV	72 66					

Non-Div I Games: La Verne 111 56 UC Merced 92 26

Fresno St.

Average RPI Win:	233	WON-LOST	WINNING	LAST 10	STRENGTH OF	OPP. STRENGTH	TEAM	ADJ.	CONF.	ADJ CONF.
Average RPI Loss:	127	RECORD	PCT. RANK	GAMES	SCHEDULE	OF SCHEDULE	RPI	RPI	RPI	RPI
DIV. I ONLY	11- 7	107	6-4	310	103	174	174	25	25	
DIV. I NON-CONF.	7- 5	131	2-2	232	54	120	120	22	22	
TOTALS	RPI 1-25	RPI 26-50	W-L RECORDS	RPI 51-100	RPI 101-150	RPI 150+				
11- 7	0- 0	0- 0	OVERALL	0- 3	1- 1	10- 3				
6- 2	0- 0	0- 0	HOME	0- 0	0- 1	6- 1				
4- 5	0- 0	0- 0	AWAY	0- 3	1- 0	3- 2				
1- 0	0- 0	0- 0	NEUTRAL	0- 0	0- 0	1- 0				
7- 5	0- 0	0- 0	NON-CONFERENCE	0- 3	1- 0	6- 2				
3- 1	0- 0	0- 0	HOME	0- 0	0- 0	3- 1				
3- 4	0- 0	0- 0	AWAY	0- 3	1- 0	2- 1				
1- 0	0- 0	0- 0	NEUTRAL	0- 0	0- 0	1- 0				
4- 2	0- 0	0- 0	CONFERENCE	0- 0	0- 1	4- 1				
3- 1	0- 0	0- 0	HOME	0- 0	0- 1	3- 0				
1- 1	0- 0	0- 0	AWAY	0- 0	0- 0	1- 1				
0- 0	0- 0	0- 0	NEUTRAL	0- 0	0- 0	0- 0				

RPI S	Opponent	Score	RPI S	Opponent	Score	RPI S	Opponent	Score	RPI S	Opponent	Score	Team's RPI: 174
						52	A Middle Tenn.	62 78	117	A Richmond	70 69	
						73	A Georgia	48 77	123	H UNC Greensboro	53 59	
						84	A Vanderbilt	46 74	153	H Elon	76 87	
									164	H Samford	77 69	
									168	A Fla. Atlantic	69 63	
									173	A Clemson	71 77	
									183	N Saint Joseph's	63 48	
									184	H Hampton	70 65	
									233	A Chattanooga	52 60	
									237	A Gardner-Webb	72 67	
									239	A ETSU	81 62	
									290	H Ga. Southern	78 63	
									323	H Georgia St.	62 55	
									325	H Mercer	62 49	
									335	H Western Caro.	69 53	
LAST 10 Division I												
			335	H Western Caro.	69 53		325	H Mercer	62 49			
			123	H UNC Greensboro	53 59		153	H Elon	76 87			
			233	A Chattanooga	52 60		183	N Saint Joseph's	63 48			
			239	A ETSU	81 62		168	A Fla. Atlantic	69 63			
			164	H Samford	77 69		73	A Georgia	48 77			

Non-Div I Games: North Greenville 88 51 Newberry 62 43 UNKNOWN 88 24

Furman

Loss, Non-Conf, S Site, H Home A Away N Neutral

Ga. Southern

Through Games Of Jan. 27, 2020

Average RPI Win:	274	WON-LOST	WINNING	LAST 10	STRENGTH OF	OPP. STRENGTH	TEAM	ADJ.	CONF.	ADJ CONF.
Average RPI Loss:	192	RECORD	PCT. RANK	GAMES	SCHEDULE	OF SCHEDULE	RPI	RPI	RPI	RPI
DIV. I ONLY	6- 12	261	4-6	263	329	290	290	22	22	
DIV. I NON-CONF.	3- 8	268	1-2	252	338	284	284	21	21	
TOTALS	RPI 1-25	RPI 26-50	W-L RECORDS	RPI 51-100	RPI 101-150	RPI 150+				
6- 12	0- 0	0- 0	OVERALL	0- 1	1- 2	5- 9				
3- 4	0- 0	0- 0	HOME	0- 1	1- 0	2- 3				
2- 7	0- 0	0- 0	AWAY	0- 0	0- 1	2- 6				
1- 1	0- 0	0- 0	NEUTRAL	0- 0	0- 1	1- 0				
3- 8	0- 0	0- 0	NON-CONFERENCE	0- 0	0- 2	3- 6				
0- 2	0- 0	0- 0	HOME	0- 0	0- 0	0- 2				
2- 5	0- 0	0- 0	AWAY	0- 0	0- 1	2- 4				
1- 1	0- 0	0- 0	NEUTRAL	0- 0	0- 1	1- 0				
3- 4	0- 0	0- 0	CONFERENCE	0- 1	1- 0	2- 3				
3- 2	0- 0	0- 0	HOME	0- 1	1- 0	2- 1				
0- 2	0- 0	0- 0	AWAY	0- 0	0- 0	0- 2				
0- 0	0- 0	0- 0	NEUTRAL	0- 0	0- 0	0- 0				

RPI S	Opponent	Score	RPI S	Opponent	Score	RPI S	Opponent	Score	RPI S	Opponent	Score	Team's RPI: 290
						64	H Troy	69 79	110	N Kent St.	48 62	
									125	A Tulane	40 56	
									129	H Louisiana	83 67	
									152	A Bethune-Cookman	57 75	
									174	A Furman	63 78	
									193	H North Dakota	56 69	
									198	A Little Rock	46 58	
									209	A Arkansas St.	62 69	
									211	H Kennesaw St.	69 95	
									250	A Winthrop	91 47	
									262	H South Alabama	65 71	
									275	A Ole Miss	66 69	
									285	A Wofford	70 57	
									311	N St. Francis Brooklyn	78 47	
									323	H Georgia St.	81 56	
									325	A Mercer	52 62	
									346	H La.-Monroe	64 47	
LAST 10 Division I												
			323	H Georgia St.	81 56		129	H Louisiana	83 67			
			262	H South Alabama	65 71		346	H La.-Monroe	64 47			
			64	H Troy	69 79		125	A Tulane	40 56			
			209	A Arkansas St.	62 69		311	N St. Francis Brooklyn	78 47			
			198	A Little Rock	46 58		110	N Kent St.	48 62			

Non-Div I Games:

Ga. Southern

■ Loss,
 ■ Non-Conf,
 ■ S Site,
 ■ H Home
 ■ A Away
 N Neutral

Average RPI Win:	293	WON-LOST	WINNING	LAST 10	STRENGTH OF	OPP. STRENGTH	TEAM	ADJ.	CONF.	ADJ CONF.
Average RPI Loss:	164	RECORD	PCT. RANK	GAMES	SCHEDULE	OF SCHEDULE	RPI	RPI	RPI	RPI
DIV. I ONLY	9- 9	176	4-6	300	311	237	237	26	26	
DIV. I NON-CONF.	5- 4	140	0-1	286	214	191	191	27	27	
TOTALS	RPI 1-25	RPI 26-50	W-L RECORDS	RPI 51-100	RPI 101-150	RPI 150+				
9- 9	0- 0	0- 1	OVERALL	0- 2	0- 1	9- 5				
5- 3	0- 0	0- 0	HOME	0- 0	0- 0	5- 3				
4- 6	0- 0	0- 1	AWAY	0- 2	0- 1	4- 2				
0- 0	0- 0	0- 0	NEUTRAL	0- 0	0- 0	0- 0				
5- 4	0- 0	0- 1	NON-CONFERENCE	0- 2	0- 0	5- 1				
3- 1	0- 0	0- 0	HOME	0- 0	0- 0	3- 1				
2- 3	0- 0	0- 1	AWAY	0- 2	0- 0	2- 0				
0- 0	0- 0	0- 0	NEUTRAL	0- 0	0- 0	0- 0				
4- 5	0- 0	0- 0	CONFERENCE	0- 0	0- 1	4- 4				
2- 2	0- 0	0- 0	HOME	0- 0	0- 0	2- 2				
2- 3	0- 0	0- 0	AWAY	0- 0	0- 1	2- 2				
0- 0	0- 0	0- 0	NEUTRAL	0- 0	0- 0	0- 0				

RPI	S	Opponent	Score	RPI	S	Opponent	Score	RPI	S	Opponent	Score	RPI	S	Opponent	Score	Team's RPI: 237
28	A	Virginia Tech	65 87	73	A	Georgia	56 84	141	A	Campbell	44 48	174	H	Furman	67 72	
				76	A	Charlotte	49 74	184	A	Hampton	58 63	229	H	Delaware	67 65	
								231	H	Radford	73 84	250	H	Winthrop	71 59	
								254	A	UNC Asheville	65 59	271	A	Longwood	70 80	
								281	A	Appalachian St.	67 56	285	H	Wofford	67 53	
								299	H	Presbyterian	53 56	325	A	Mercer	65 62	
								334	A	Charleston So.	79 52	335	H	Western Caro.	88 62	
								342	H	USC Upstate	63 53					
LAST 10 Division I																
231	H	Radford	73 84	250	H	Winthrop	71 59									
254	A	UNC Asheville	65 59	184	A	Hampton	58 63									
342	H	USC Upstate	63 53	334	A	Charleston So.	79 52									
299	H	Presbyterian	53 56	271	A	Longwood	70 80									
141	A	Campbell	44 48	73	A	Georgia	56 84									

Non-Div I Games:

Gardner-Webb

■ Loss,
 ■ Non-Conf,
 ■ S Site,
 ■ H Home
 ■ A Away
 N Neutral

George Mason

Through Games Of Jan. 27, 2020

Average RPI Win:	224	WON-LOST	WINNING	LAST 10	STRENGTH OF	OPP. STRENGTH	TEAM	ADJ.	CONF.	ADJ CONF.
Average RPI Loss:	135	RECORD	PCT. RANK	GAMES	SCHEDULE	OF SCHEDULE	RPI	RPI	RPI	RPI
DIV. I ONLY	7- 13	256	2-8	118	206	214	214	12	12	
DIV. I NON-CONF.	6- 7	182	1-2	136	276	170	170	12	12	
TOTALS	RPI 1-25	RPI 26-50	W-L RECORDS	RPI 51-100	RPI 101-150	RPI 150+				
7- 13	0- 0	0- 1	OVERALL	0- 3	1- 5	6- 4				
3- 7	0- 0	0- 1	HOME	0- 1	1- 3	2- 2				
4- 5	0- 0	0- 0	AWAY	0- 1	0- 2	4- 2				
0- 1	0- 0	0- 0	NEUTRAL	0- 1	0- 0	0- 0				
6- 7	0- 0	0- 1	NON-CONFERENCE	0- 2	0- 1	6- 3				
2- 4	0- 0	0- 1	HOME	0- 1	0- 0	2- 2				
4- 2	0- 0	0- 0	AWAY	0- 0	0- 1	4- 1				
0- 1	0- 0	0- 0	NEUTRAL	0- 1	0- 0	0- 0				
1- 6	0- 0	0- 0	CONFERENCE	0- 1	1- 4	0- 1				
1- 3	0- 0	0- 0	HOME	0- 0	1- 3	0- 0				
0- 3	0- 0	0- 0	AWAY	0- 1	0- 1	0- 1				
0- 0	0- 0	0- 0	NEUTRAL	0- 0	0- 0	0- 0				

RPI 1-25				RPI 26-50				RPI 51-100				RPI 101+				Team's RPI: 214	
RPI	S	Opponent	Score	RPI	S	Opponent	Score	RPI	S	Opponent	Score	RPI	S	Opponent	Score		
				28	H	Virginia Tech	58 77	53	N	Bradley	59 61	102	H	Davidson	69 76		
								60	H	Bucknell	51 64	107	A	Duquesne	63 84		
								79	A	Dayton	55 59	112	H	VCU	63 82		
												115	H	Fordham	54 66		
												122	A	Coastal Caro.	59 74		
												148	H	George Washington	70 60		
												187	A	Penn St.	78 68		
												190	H	American	73 55		
												213	A	SMU	59 58		
												227	H	UMKC	58 64		
												229	A	Delaware	44 63		
												238	H	Howard	75 86		
												241	A	Col. of Charleston	72 61		
												276	A	Navy	67 58		
												284	A	St. Bonaventure	47 62		
												312	H	Detroit Mercy	75 62		
LAST 10 Division I																	
				112	H	VCU	63 82	79	A	Dayton	55 59						
				107	A	Duquesne	63 84	148	H	George Washington	70 60						
				115	H	Fordham	54 66	213	A	SMU	59 58						
				102	H	Davidson	69 76	229	A	Delaware	44 63						
				284	A	St. Bonaventure	47 62	238	H	Howard	75 86						

Non-Div I Games:

George Mason

■ Loss,
■ Non-Conf,
■ S Site,
■ H Home
■ A Away
N Neutral

George Washington

Through Games Of Jan. 27, 2020

Average RPI Win:	185	WON-LOST	WINNING	LAST 10	STRENGTH OF	OPP. STRENGTH	TEAM	ADJ.	CONF.	ADJ CONF.
Average RPI Loss:	102	RECORD	PCT. RANK	GAMES	SCHEDULE	OF SCHEDULE	RPI	RPI	RPI	RPI
DIV. I ONLY	8- 11	220	2-8	73	119	148	148	12	12	
DIV. I NON-CONF.	6- 7	182	0-4	108	78	134	134	12	12	
TOTALS	RPI 1-25	RPI 26-50	W-L RECORDS	RPI 51-100	RPI 101-150	RPI 150+				
8- 11	0- 2	0- 1	OVERALL	1- 2	2- 3	5- 3				
4- 5	0- 1	0- 1	HOME	0- 2	2- 0	2- 1				
4- 6	0- 1	0- 0	AWAY	1- 0	0- 3	3- 2				
0- 0	0- 0	0- 0	NEUTRAL	0- 0	0- 0	0- 0				
6- 7	0- 2	0- 1	NON-CONFERENCE	1- 1	0- 1	5- 2				
2- 4	0- 1	0- 1	HOME	0- 1	0- 0	2- 1				
4- 3	0- 1	0- 0	AWAY	1- 0	0- 1	3- 1				
0- 0	0- 0	0- 0	NEUTRAL	0- 0	0- 0	0- 0				
2- 4	0- 0	0- 0	CONFERENCE	0- 1	2- 2	0- 1				
2- 1	0- 0	0- 0	HOME	0- 1	2- 0	0- 0				
0- 3	0- 0	0- 0	AWAY	0- 0	0- 2	0- 1				
0- 0	0- 0	0- 0	NEUTRAL	0- 0	0- 0	0- 0				

RPI 1-25				RPI 26-50				RPI 51-100				RPI 101+ Team's RPI: 148			
RPI	S	Opponent	Score	RPI	S	Opponent	Score	RPI	S	Opponent	Score	RPI	S	Opponent	Score
8	A	Maryland	54 88	46	H	James Madison	50 69	70	H	Minnesota	50 83	102	A	Davidson	55 62
22	H	Princeton	50 75					79	H	Dayton	50 66	107	H	Duquesne	65 60
								89	A	Villanova	68 56	115	A	Fordham	47 53
												116	A	Lehigh	53 59
												147	H	Massachusetts	50 47
												157	H	William & Mary	51 63
												160	A	Memphis	64 63
												182	A	Quinnipiac	78 67
												190	A	American	53 66
												214	A	George Mason	60 70
												222	H	Georgetown	52 49
												229	A	Delaware	63 49
												341	H	Coppin St.	54 35
LAST 10 Division I															
147	H	Massachusetts	50 47	214	A	George Mason	60 70	157	H	William & Mary	51 63				
79	H	Dayton	50 66	190	A	American	53 66	46	H	James Madison	50 69				
102	A	Davidson	55 62	49	H	Georgetown	52 49	70	H	Minnesota	50 83				
115	A	Fordham	47 53												
107	H	Duquesne	65 60												

Non-Div I Games:

George Washington

■ Loss,
 ■ Non-Conf,
 ■ S Site,
 ■ H Home
 ■ A Away
 N Neutral

Georgetown

Through Games Of Jan. 27, 2020

Average RPI Win:	248	WON-LOST	WINNING	LAST 10	STRENGTH OF	OPP. STRENGTH	TEAM	ADJ.	CONF.	ADJ CONF.
Average RPI Loss:	92	RECORD	PCT. RANK	GAMES	SCHEDULE	OF SCHEDULE	RPI	RPI	RPI	RPI
DIV. I ONLY	4- 16	309	2-8	84	82	222	222	6	6	
DIV. I NON-CONF.	3- 8	268	1-0	146	200	214	214	6	6	
TOTALS	RPI 1-25	RPI 26-50	W-L RECORDS	RPI 51-100	RPI 101-150	RPI 150+				
4- 16	0- 1	0- 4	OVERALL	0- 5	1- 4	3- 2				
1- 6	0- 0	0- 2	HOME	0- 2	1- 1	0- 1				
3- 9	0- 1	0- 2	AWAY	0- 2	0- 3	3- 1				
0- 1	0- 0	0- 0	NEUTRAL	0- 1	0- 0	0- 0				
3- 8	0- 0	0- 1	NON-CONFERENCE	0- 2	0- 4	3- 1				
0- 3	0- 0	0- 1	HOME	0- 1	0- 1	0- 0				
3- 4	0- 0	0- 0	AWAY	0- 0	0- 3	3- 1				
0- 1	0- 0	0- 0	NEUTRAL	0- 1	0- 0	0- 0				
1- 8	0- 1	0- 3	CONFERENCE	0- 3	1- 0	0- 1				
1- 3	0- 0	0- 1	HOME	0- 1	1- 0	0- 1				
0- 5	0- 1	0- 2	AWAY	0- 2	0- 0	0- 0				
0- 0	0- 0	0- 0	NEUTRAL	0- 0	0- 0	0- 0				

RPI 1-25				RPI 26-50				RPI 51-100				RPI 101+				Team's RPI: 222
RPI	S	Opponent	Score	RPI	S	Opponent	Score	RPI	S	Opponent	Score	RPI	S	Opponent	Score	
18	A	DePaul	66 92	39	A	Marquette	51 73	71	N	Fresno St.	69 82	102	A	Davidson	52 66	
				41	H	Creighton	56 65	74	A	Seton Hall	60 79	115	A	Fordham	54 67	
				44	A	St. John's (NY)	54 71	89	A	Villanova	53 74	117	H	Richmond	49 51	
				46	H	James Madison	59 66	90	H	Butler	46 47	133	H	Providence	62 53	
								93	H	Rider	64 65	148	A	George Washington	49 52	
												161	A	Columbia	49 54	
												225	H	Xavier	64 85	
												245	A	LMU (CA)	64 53	
												287	A	Pittsburgh	66 56	
												327	A	UMES	57 39	
LAST 10 Division I																
18	A	DePaul	66 92	74	A	Seton Hall	60 79									
39	A	Marquette	51 73	44	A	St. John's (NY)	54 71									
89	A	Villanova	53 74	133	H	Providence	62 53									
90	H	Butler	46 47	41	H	Creighton	56 65									
225	H	Xavier	64 85	327	A	UMES	57 39									

Non-Div I Games:

Georgetown

■ Loss,
 ■ Non-Conf,
 ■ S Site,
 ■ H Home
 ■ A Away
 N Neutral

Average RPI Win:	189	WON-LOST	WINNING	LAST 10	STRENGTH OF	OPP. STRENGTH	TEAM	ADJ.	CONF.	ADJ CONF.
Average RPI Loss:	38	RECORD	PCT. RANK	GAMES	SCHEDULE	OF SCHEDULE	RPI	RPI	RPI	RPI
DIV. I ONLY	12- 8	116	5-5	15	97	73	73	4	4	
DIV. I NON-CONF.	9- 4	84	2-1	54	197	83	83	5	5	
TOTALS	RPI 1-25	RPI 26-50	W-L RECORDS	RPI 51-100	RPI 101-150	RPI 150+				
12- 8	0- 4	2- 0	OVERALL	1- 4	2- 0	7- 0				
8- 6	0- 3	0- 0	HOME	0- 3	2- 0	6- 0				
2- 2	0- 1	1- 0	AWAY	0- 1	0- 0	1- 0				
2- 0	0- 0	1- 0	NEUTRAL	1- 0	0- 0	0- 0				
9- 4	0- 2	1- 0	NON-CONFERENCE	1- 2	1- 0	6- 0				
7- 3	0- 1	0- 0	HOME	0- 2	1- 0	6- 0				
0- 1	0- 1	0- 0	AWAY	0- 0	0- 0	0- 0				
2- 0	0- 0	1- 0	NEUTRAL	1- 0	0- 0	0- 0				
3- 4	0- 2	1- 0	CONFERENCE	0- 2	1- 0	1- 0				
1- 3	0- 2	0- 0	HOME	0- 1	1- 0	0- 0				
2- 1	0- 0	1- 0	AWAY	0- 1	0- 0	1- 0				
0- 0	0- 0	0- 0	NEUTRAL	0- 0	0- 0	0- 0				

RPI 1-25				RPI 26-50				RPI 51-100				Team's RPI: 73	RPI 101+			
RPI	S	Opponent	Score	RPI	S	Opponent	Score	RPI	S	Opponent	Score		RPI	S	Opponent	Score
1	H	South Carolina	53 88	28	N	Virginia Tech	77 72	51	A	Tennessee	56 73		134	H	N.C. A&T	72 54
6	H	UCLA	50 59					54	H	Georgia Tech	40 73		136	H	Auburn	61 50
9	A	Baylor	38 72	47	A	Arkansas	64 55	84	H	Vanderbilt	55 63		174	H	Furman	77 48
11	H	Mississippi St.	66 73					89	H	Villanova	58 63		211	H	Kennesaw St.	80 65
								90	N	Butler	69 36		237	H	Gardner-Webb	84 56
													272	H	East Carolina	67 50
													275	A	Ole Miss	58 51
													325	H	Mercer	76 60
													342	H	USC Upstate	67 53
LAST 10 Division I																
				1	H	South Carolina	53 88					11	H	Mississippi St.	66 73	
				47	A	Arkansas	64 55					275	A	Ole Miss	58 51	
				136	H	Auburn	61 50					272	H	East Carolina	67 50	
				51	A	Tennessee	56 73					237	H	Gardner-Webb	84 56	
				84	H	Vanderbilt	55 63					6	H	UCLA	50 59	

Non-Div I Games:

Georgia

Average RPI Win:	331	WON-LOST	WINNING	LAST 10	STRENGTH OF	OPP. STRENGTH	TEAM	ADJ.	CONF.	ADJ CONF.
Average RPI Loss:	175	RECORD	PCT. RANK	GAMES	SCHEDULE	OF SCHEDULE	RPI	RPI	RPI	RPI
DIV. I ONLY	4- 14	302	3-7	248	316	323	323	22	22	
DIV. I NON-CONF.	3- 8	268	2-1	235	319	311	311	21	21	
TOTALS	RPI 1-25	RPI 26-50	W-L RECORDS	RPI 51-100	RPI 101-150	RPI 150+				
4- 14	0- 1	0- 0	OVERALL	0- 2	0- 2	4- 9				
3- 7	0- 1	0- 0	HOME	0- 1	0- 1	3- 4				
0- 7	0- 0	0- 0	AWAY	0- 1	0- 1	0- 5				
1- 0	0- 0	0- 0	NEUTRAL	0- 0	0- 0	1- 0				
3- 8	0- 1	0- 0	NON-CONFERENCE	0- 1	0- 1	3- 5				
2- 4	0- 1	0- 0	HOME	0- 0	0- 0	2- 3				
0- 4	0- 0	0- 0	AWAY	0- 1	0- 1	0- 2				
1- 0	0- 0	0- 0	NEUTRAL	0- 0	0- 0	1- 0				
1- 6	0- 0	0- 0	CONFERENCE	0- 1	0- 1	1- 4				
1- 3	0- 0	0- 0	HOME	0- 1	0- 1	1- 1				
0- 3	0- 0	0- 0	AWAY	0- 0	0- 0	0- 3				
0- 0	0- 0	0- 0	NEUTRAL	0- 0	0- 0	0- 0				

RPI 1-25				RPI 26-50				RPI 51-100				RPI 101+ Team's RPI: 323			
RPI	S	Opponent	Score	RPI	S	Opponent	Score	RPI	S	Opponent	Score	RPI	S	Opponent	Score
8	H	Maryland	41 114					54	A	Georgia Tech	28 69	123	A	UNC Greensboro	49 64
								64	H	Troy	57 71	129	H	Louisiana	65 75
												155	H	Toledo	48 74
												174	A	Furman	55 62
												198	A	Little Rock	46 66
												209	A	Arkansas St.	68 70
												212	A	UTEP	68 71
												262	H	South Alabama	64 81
												278	H	Alabama A&M	52 67
												290	A	Ga. Southern	56 81
												297	H	FIU	63 70
												308	N	New Mexico St.	59 51
												320	H	SIUE	74 73
												346	H	La.-Monroe	68 52
												349	H	South Carolina St.	77 52
LAST 10 Division I															
290	A	Ga. Southern	56 81	346	H	La.-Monroe	68 52								
64	H	Troy	57 71	129	H	Louisiana	65 75								
262	H	South Alabama	64 81	320	H	SIUE	74 73								
198	A	Little Rock	46 66	349	H	South Carolina St.	77 52								
209	A	Arkansas St.	68 70	8	H	Maryland	41 114								

Non-Div I Games:

Georgia St.

■ Loss,
 ■ Non-Conf,
 S Site,
 ■ Home
 ■ Away
 N Neutral

Average RPI Win:	146	WON-LOST	WINNING	LAST 10	STRENGTH OF	OPP. STRENGTH	TEAM	ADJ.	CONF.	ADJ CONF.
Average RPI Loss:	51	RECORD	PCT. RANK	GAMES	SCHEDULE	OF SCHEDULE	RPI	RPI	RPI	RPI
DIV. I ONLY	14- 6	61	6-4	91	7	54	54	5	5	
DIV. I NON-CONF.	9- 2	38	1-0	135	51	53	53	3	3	
TOTALS	RPI 1-25	RPI 26-50	W-L RECORDS	RPI 51-100	RPI 101-150	RPI 150+				
14- 6	1- 1	1- 2	OVERALL	4- 3	2- 0	6- 0				
8- 2	0- 0	1- 0	HOME	1- 2	1- 0	5- 0				
4- 2	1- 0	0- 1	AWAY	1- 1	1- 0	1- 0				
2- 2	0- 1	0- 1	NEUTRAL	2- 0	0- 0	0- 0				
9- 2	0- 1	0- 1	NON-CONFERENCE	3- 0	1- 0	5- 0				
5- 0	0- 0	0- 0	HOME	0- 0	1- 0	4- 0				
2- 0	0- 0	0- 0	AWAY	1- 0	0- 0	1- 0				
2- 2	0- 1	0- 1	NEUTRAL	2- 0	0- 0	0- 0				
5- 4	1- 0	1- 1	CONFERENCE	1- 3	1- 0	1- 0				
3- 2	0- 0	1- 0	HOME	1- 2	0- 0	1- 0				
2- 2	1- 0	0- 1	AWAY	0- 1	1- 0	0- 0				
0- 0	0- 0	0- 0	NEUTRAL	0- 0	0- 0	0- 0				

RPI 1-25				RPI 26-50				RPI 51-100				Team's RPI: 54	RPI 101+			
RPI	S	Opponent	Score	RPI	S	Opponent	Score	RPI	S	Opponent	Score		RPI	S	Opponent	Score
16	A	Florida St.	67 52	35	H	Virginia	61 51	57	H	North Carolina	60 67		114	A	Syracuse	82 64
17	N	Texas A&M	48 60	37	N	Rutgers	43 46	62	H	Miami (FL)	61 54		121	H	Wisconsin	60 41
				38	A	Duke	46 58	67	A	Wake Forest	60 65		159	H	Houston	69 38
								73	A	Georgia	73 40		173	H	Clemson	49 47
								74	N	Seton Hall	79 54		211	A	Kennesaw St.	63 47
								92	H	Boston College	48 55		239	H	ETSU	87 48
								100	N	Rice	54 52		323	H	Georgia St.	69 28
													337	H	Grambling	89 42
LAST 10 Division I																
				38	A	Duke	46 58			16	A	Florida St.				67 52
				57	H	North Carolina	60 67			67	A	Wake Forest				60 65
				92	H	Boston College	48 55			62	H	Miami (FL)				61 54
				114	A	Syracuse	82 64			35	H	Virginia				61 51
				173	H	Clemson	49 47			100	N	Rice				54 52

Non-Div I Games:

Georgia Tech

■ Loss,
■ Non-Conf, S Site,
■ Home
■ Away
N Neutral

Gonzaga

Through Games Of Jan. 27, 2020

Average RPI Win:	138	WON-LOST	WINNING	LAST 10	STRENGTH OF	OPP. STRENGTH	TEAM	ADJ.	CONF.	ADJ CONF.
Average RPI Loss:	4	RECORD	PCT. RANK	GAMES	SCHEDULE	OF SCHEDULE	RPI	RPI	RPI	RPI
DIV. I ONLY	20- 1	1	10-0	59	61	10	10	11	11	
DIV. I NON-CONF.	11- 1	13	1-0	19	12	3	3	11	11	
TOTALS	RPI 1-25	RPI 26-50	W-L RECORDS	RPI 51-100	RPI 101-150	RPI 150+				
20- 1	1- 1	1- 0	OVERALL	5- 0	5- 0	8- 0				
10- 0	1- 0	0- 0	HOME	1- 0	3- 0	5- 0				
7- 1	0- 1	0- 0	AWAY	2- 0	2- 0	3- 0				
3- 0	0- 0	1- 0	NEUTRAL	2- 0	0- 0	0- 0				
11- 1	1- 1	1- 0	NON-CONFERENCE	4- 0	2- 0	3- 0				
5- 0	1- 0	0- 0	HOME	1- 0	1- 0	2- 0				
3- 1	0- 1	0- 0	AWAY	1- 0	1- 0	1- 0				
3- 0	0- 0	1- 0	NEUTRAL	2- 0	0- 0	0- 0				
9- 0	0- 0	0- 0	CONFERENCE	1- 0	3- 0	5- 0				
5- 0	0- 0	0- 0	HOME	0- 0	2- 0	3- 0				
4- 0	0- 0	0- 0	AWAY	1- 0	1- 0	2- 0				
0- 0	0- 0	0- 0	NEUTRAL	0- 0	0- 0	0- 0				

RPI	S	Opponent	Score	RPI	S	Opponent	Score	RPI	S	Opponent	Score	RPI	S	Opponent	Score
4	A	Stanford	70 76	29	N	Purdue	63 50	52	N	Middle Tenn.	62 50	105	H	Pacific	68 67
13	H	Missouri St.	64 52					79	N	Dayton	76 65	108	H	Texas Southern	80 45
								81	A	BYU	55 43	119	A	Montana St.	70 55
								85	A	Washington St.	76 53	124	H	Portland	62 57
								86	H	UT Martin	78 55	146	A	San Diego	57 42
												156	H	CSU Bakersfield	92 48
												169	A	Santa Clara	67 52
												176	H	Saint Mary's (CA)	74 49
												215	A	Wyoming	65 54
												230	A	San Francisco	69 46
												245	H	LMU (CA)	78 52
												247	H	Pepperdine	70 36
												295	H	Eastern Wash.	84 44
LAST 10 Division I															
245	H	LMU (CA)	78 52	176	H	Saint Mary's (CA)	74 49								
247	H	Pepperdine	70 36	146	A	San Diego	57 42								
230	A	San Francisco	69 46	81	A	BYU	55 43								
169	A	Santa Clara	67 52	124	H	Portland	62 57								
105	H	Pacific	68 67	13	H	Missouri St.	64 52								

Non-Div I Games:

Gonzaga

■ Loss,
 ■ Non-Conf, S Site,
 ■ Home
 ■ Away
 N Neutral

Grambling

Through Games Of Jan. 27, 2020

Average RPI Win: 278	WON-LOST	WINNING	LAST 10	STRENGTH OF	OPP. STRENGTH	TEAM	ADJ.	CONF.	ADJ CONF.
Average RPI Loss: 188	RECORD	PCT. RANK	GAMES	SCHEDULE	OF SCHEDULE	RPI	RPI	RPI	RPI
DIV. I ONLY	1- 16	345	1-9	223	265	337	337	31	31
DIV. I NON-CONF.	0- 10	338	0-3	87	181	314	314	29	29
TOTALS	RPI 1-25	RPI 26-50	W-L RECORDS	RPI 51-100	RPI 101-150	RPI 150+			
1- 16	0- 2	0- 0	OVERALL	0- 1	0- 3	1- 10			
1- 5	0- 0	0- 0	HOME	0- 0	0- 3	1- 2			
0- 10	0- 2	0- 0	AWAY	0- 1	0- 0	0- 7			
0- 1	0- 0	0- 0	NEUTRAL	0- 0	0- 0	0- 1			
0- 10	0- 2	0- 0	NON-CONFERENCE	0- 1	0- 2	0- 5			
0- 2	0- 0	0- 0	HOME	0- 0	0- 2	0- 0			
0- 7	0- 2	0- 0	AWAY	0- 1	0- 0	0- 4			
0- 1	0- 0	0- 0	NEUTRAL	0- 0	0- 0	0- 1			
1- 6	0- 0	0- 0	CONFERENCE	0- 0	0- 1	1- 5			
1- 3	0- 0	0- 0	HOME	0- 0	0- 1	1- 2			
0- 3	0- 0	0- 0	AWAY	0- 0	0- 0	0- 3			
0- 0	0- 0	0- 0	NEUTRAL	0- 0	0- 0	0- 0			

RPI 1-25				RPI 26-50				RPI 51-100				RPI 101+ Team's RPI: 337			
RPI	S	Opponent	Score	RPI	S	Opponent	Score	RPI	S	Opponent	Score	RPI	S	Opponent	Score
9	A	Baylor	46 120					54	A	Georgia Tech	42 89	101	H	UT Arlington	54 88
20	A	Kentucky	35 81									108	H	Texas Southern	85 89
												127	H	Florida	65 72
												165	A	Jackson St.	46 61
												166	A	Wichita St.	65 77
												180	N	Binghamton	67 88
												240	A	Southern U.	57 81
												251	A	Louisiana Tech	66 70
												278	H	Alabama A&M	69 59
												297	A	FIU	55 56
												305	H	Prairie View	54 67
												318	A	Alcorn	54 80
												328	H	Alabama St.	59 73
												343	A	Northwestern St.	61 65
LAST 10 Division I															
165	A	Jackson St.	46 61	328	H	Alabama St.	59 73								
108	H	Texas Southern	85 89	278	H	Alabama A&M	69 59								
305	H	Prairie View	54 67	166	A	Wichita St.	65 77								
318	A	Alcorn	54 80	180	N	Binghamton	67 88								
240	A	Southern U.	57 81	297	A	FIU	55 56								

Non-Div I Games: Centenary (LA) 106 42

Grambling

■ Loss,
 ■ Non-Conf, S Site,
 ■ Home
 ■ Away
 N Neutral

Grand Canyon				Through Games of Jan. 17, 1910						
Average RPI Win:	282	WON-LOST	WINNING	LAST 10	STRENGTH OF	OPP. STRENGTH	TEAM	ADJ.	CONF.	ADJ CONF.
Average RPI Loss:	180	RECORD	PCT. RANK	GAMES	SCHEDULE	OF SCHEDULE	RPI	RPI	RPI	RPI
DIV. I ONLY	7- 8	201	6-4	258	337	256	256	32	32	
DIV. I NON-CONF.	3- 6	235	2-2	159	300	277	277	32	32	

TOTALS	RPI 1-25	RPI 26-50		W-L RECORDS		RPI 51-100	RPI 101-150	RPI 150+		
7- 8	0- 0	0- 0		OVERALL		0- 0	0- 2	7- 6		
4- 4	0- 0	0- 0		HOME		0- 0	0- 0	4- 4		
3- 4	0- 0	0- 0		AWAY		0- 0	0- 2	3- 2		
0- 0	0- 0	0- 0		NEUTRAL		0- 0	0- 0	0- 0		
3- 6	0- 0	0- 0		NON-CONFERENCE		0- 0	0- 2	3- 4		
3- 2	0- 0	0- 0		HOME		0- 0	0- 0	3- 2		
0- 4	0- 0	0- 0		AWAY		0- 0	0- 2	0- 2		
0- 0	0- 0	0- 0		NEUTRAL		0- 0	0- 0	0- 0		
4- 2	0- 0	0- 0		CONFERENCE		0- 0	0- 0	4- 2		
1- 2	0- 0	0- 0		HOME		0- 0	0- 0	1- 2		
3- 0	0- 0	0- 0		AWAY		0- 0	0- 0	3- 0		
0- 0	0- 0	0- 0		NEUTRAL		0- 0	0- 0	0- 0		

RPI 1-25				RPI 26-50				RPI 51-100				RPI 101+ Team's RPI: 256			
RPI	S	Opponent	Score	RPI	S	Opponent	Score	RPI	S	Opponent	Score	RPI	S	Opponent	Score
								124 A Portland 41 73							
								126 A California 53 72							
								156 H CSU Bakersfield 54 59							
								186 A Portland St. 46 69							
								188 H UNLV 53 51							
								193 H North Dakota 76 78							
								194 A Montana 67 72							
								218 H Southern Utah 69 65							
								227 H UMKC 53 74							
								236 H Cal St. Fullerton 70 80							
								268 H UC Santa Barbara 58 57							
								296 A California Baptist 62 58							
								326 A Utah Valley 66 59							
								331 A Seattle U 56 48							
								348 H Chicago St. 69 49							
EAST 10 Division I															
326 A Utah Valley 66 59								156 H CSU Bakersfield 54 59							
331 A Seattle U 56 48								126 A California 53 72							
227 H UMKC 53 74								268 H UC Santa Barbara 58 57							
348 H Chicago St. 69 49								188 H UNLV 53 51							
296 A California Baptist 62 58								124 A Portland 41 73							

Non-Div I Games:	Benedictine Mesa	72	53	Whittier	77	41
------------------	------------------	----	----	----------	----	----

Grand Canyon

Loss, Non-Conf, S Site, H Home A Away N Neutral

Average RPI Win:	215	WON-LOST	WINNING	LAST 10	STRENGTH OF	OPP. STRENGTH	TEAM	ADJ.	CONF.	ADJ CONF.
Average RPI Loss:	101	RECORD	PCT. RANK	GAMES	SCHEDULE	OF SCHEDULE	RPI	RPI	RPI	RPI
DIV. I ONLY	11- 10	174	6-4	112	144	144	144	21	21	
DIV. I NON-CONF.	5- 7	205	0-1	43	29	111	111	18	18	
TOTALS	RPI 1-25	RPI 26-50	W-L RECORDS	RPI 51-100	RPI 101-150	RPI 150+				
11- 10	1- 2	0- 2	OVERALL	0- 3	2- 1	8- 2				
4- 6	0- 1	0- 2	HOME	0- 2	1- 1	3- 0				
5- 3	1- 0	0- 0	AWAY	0- 1	0- 0	4- 2				
2- 1	0- 1	0- 0	NEUTRAL	0- 0	1- 0	1- 0				
5- 7	1- 2	0- 2	NON-CONFERENCE	0- 2	2- 0	2- 1				
1- 4	0- 1	0- 2	HOME	0- 1	1- 0	0- 0				
2- 2	1- 0	0- 0	AWAY	0- 1	0- 0	1- 1				
2- 1	0- 1	0- 0	NEUTRAL	0- 0	1- 0	1- 0				
6- 3	0- 0	0- 0	CONFERENCE	0- 1	0- 1	6- 1				
3- 2	0- 0	0- 0	HOME	0- 1	0- 1	3- 0				
3- 1	0- 0	0- 0	AWAY	0- 0	0- 0	3- 1				
0- 0	0- 0	0- 0	NEUTRAL	0- 0	0- 0	0- 0				

RPI S	Opponent	Score	RPI S	Opponent	Score	RPI S	Opponent	Score	RPI S	Opponent	Score	Team's RPI: 144
11 N	Mississippi St.	58 83	39 H	Marquette	47 60	61 H	IUPUI	42 54	114 N	Syracuse	79 73	
18 H	DePaul	65 76	49 H	South Dakota	60 66	72 A	Marist	60 72	143 H	Wright St.	58 70	
21 A	Central Mich.	111 105				91 H	South Dakota St.	55 60	145 H	Missouri	72 64	
									191 N	Bowling Green	73 54	
									196 A	Cleveland St.	74 54	
									208 A	Youngstown St.	70 63	
									228 H	Northern Ky.	65 44	
									255 A	Maine	60 61	
									264 H	Milwaukee	61 48	
									270 A	Oakland	88 93	
									312 A	Detroit Mercy	65 48	
									339 H	UIC	73 36	
									348 A	Chicago St.	102 46	
LAST 10 Division I												
196 A	Cleveland St.	74 54	270 A	Oakland	88 93							
208 A	Youngstown St.	70 63	264 H	Milwaukee	61 48							
339 H	UIC	73 36	143 H	Wright St.	58 70							
61 H	IUPUI	42 54	228 H	Northern Ky.	65 44							
312 A	Detroit Mercy	65 48	91 H	South Dakota St.	55 60							

Non-Div I Games:

Green Bay

Average RPI Win: 235	WON-LOST	WINNING	LAST 10	STRENGTH OF	OPP. STRENGTH	TEAM	ADJ.	CONF.	ADJ CONF.
Average RPI Loss: 158	RECORD	PCT. RANK	GAMES	SCHEDULE	OF SCHEDULE	RPI	RPI	RPI	RPI
DIV. I ONLY	10- 8	144	7-3	215	267	184	184	26	26
DIV. I NON-CONF.	4- 5	195	1-0	110	109	143	143	27	27

TOTALS	RPI 1-25	RPI 26-50	W-L RECORDS	RPI 51-100	RPI 101-150	RPI 150+			
10- 8	0- 0	0- 1	OVERALL	1- 0	1- 2	8- 5			
4- 5	0- 0	0- 0	HOME	0- 0	0- 2	4- 3			
4- 3	0- 0	0- 1	AWAY	1- 0	0- 0	3- 2			
2- 0	0- 0	0- 0	NEUTRAL	0- 0	1- 0	1- 0			
4- 5	0- 0	0- 1	NON-CONFERENCE	1- 0	1- 1	2- 3			
0- 3	0- 0	0- 0	HOME	0- 0	0- 1	0- 2			
2- 2	0- 0	0- 1	AWAY	1- 0	0- 0	1- 1			
2- 0	0- 0	0- 0	NEUTRAL	0- 0	1- 0	1- 0			
6- 3	0- 0	0- 0	CONFERENCE	0- 0	0- 1	6- 2			
4- 2	0- 0	0- 0	HOME	0- 0	0- 1	4- 1			
2- 1	0- 0	0- 0	AWAY	0- 0	0- 0	2- 1			
0- 0	0- 0	0- 0	NEUTRAL	0- 0	0- 0	0- 0			

RPI 1-25			RPI 26-50			RPI 51-100			RPI 101+ Team's RPI: 184		
RPI	S	Opponent	Score	RPI	S	Opponent	Score	RPI	S	Opponent	Score
				32	A	Old Dominion	38 75	63	A	Alabama	64 61
								113	H	Liberty	59 83
								117	N	Richmond	69 65
								141	H	Campbell	31 68
								168	H	Fla. Atlantic	63 64
								174	A	Furman	65 70
								181	H	Norfolk St.	56 77
								207	H	High Point	77 81
								231	H	Radford	51 48
								233	A	Chattanooga	84 55
								235	N	Mt. St. Mary's	68 60
								237	H	Gardner-Webb	63 58
								250	A	Winthrop	66 72
								254	H	UNC Asheville	68 59
								299	A	Presbyterian	71 42
								334	A	Charleston So.	64 59
								342	H	USC Upstate	60 40

LAST 10 Division I											
				207	H	High Point	77 81	299	A	Presbyterian	71 42
				334	A	Charleston So.	64 59	237	H	Gardner-Webb	63 58
				342	H	USC Upstate	60 40	254	H	UNC Asheville	68 59
				141	H	Campbell	31 68	250	A	Winthrop	66 72
				231	H	Radford	51 48	117	N	Richmond	69 65

Non-Div I Games:

Hampton

Hartford

Through Games Of Jan. 27, 2020

Average RPI Win:	0	WON-LOST	WINNING	LAST 10	STRENGTH OF	OPP. STRENGTH	TEAM	ADJ.	CONF.	ADJ CONF.
Average RPI Loss:	201	RECORD	PCT. RANK	GAMES	SCHEDULE	OF SCHEDULE	RPI	RPI	RPI	RPI
DIV. I ONLY	0- 20	349	0-10	250	296	345	345	28	28	
DIV. I NON-CONF.	0- 13	338	0-3	222	266	339	339	28	28	
TOTALS	RPI 1-25	RPI 26-50	W-L RECORDS	RPI 51-100	RPI 101-150	RPI 150+				
0- 20	0- 1	0- 0	OVERALL	0- 2	0- 5	0- 12				
0- 9	0- 0	0- 0	HOME	0- 0	0- 1	0- 8				
0- 11	0- 1	0- 0	AWAY	0- 2	0- 4	0- 4				
0- 0	0- 0	0- 0	NEUTRAL	0- 0	0- 0	0- 0				
0- 13	0- 1	0- 0	NON-CONFERENCE	0- 1	0- 5	0- 6				
0- 6	0- 0	0- 0	HOME	0- 0	0- 1	0- 5				
0- 7	0- 1	0- 0	AWAY	0- 1	0- 4	0- 1				
0- 0	0- 0	0- 0	NEUTRAL	0- 0	0- 0	0- 0				
0- 7	0- 0	0- 0	CONFERENCE	0- 1	0- 0	0- 6				
0- 3	0- 0	0- 0	HOME	0- 0	0- 0	0- 3				
0- 4	0- 0	0- 0	AWAY	0- 1	0- 0	0- 3				
0- 0	0- 0	0- 0	NEUTRAL	0- 0	0- 0	0- 0				

RPI 1-25				RPI 26-50				RPI 51-100				RPI 101+ Team's RPI: 345			
RPI	S	Opponent	Score	RPI	S	Opponent	Score	RPI	S	Opponent	Score	RPI	S	Opponent	Score
22	A	Princeton	42 73					94	A	Stony Brook	55 66	120	A	Penn	46 74
								96	A	Michigan St.	34 79	133	H	Providence	57 75
												135	A	Northeastern	47 60
												142	A	Harvard	44 53
												147	A	Massachusetts	48 74
												157	A	William & Mary	44 61
												167	H	Rhode Island	56 68
												182	H	Quinnipiac	50 87
												219	H	UMass Lowell	63 68
												255	A	Maine	73 87
												280	A	New Hampshire	71 72
												282	H	Vermont	53 63
												302	A	UMBC	54 61
												304	H	Hofstra	41 43
												314	H	Albany (NY)	63 68
												330	H	NJIT	52 61
												344	H	Central Conn. St.	54 61
LAST 10 Division I															
314	H	Albany (NY)	63 68	280	A	New Hampshire	71 72								
302	A	UMBC	54 61	255	A	Maine	73 87								
282	H	Vermont	53 63	182	H	Quinnipiac	50 87								
94	A	Stony Brook	55 66	344	H	Central Conn. St.	54 61								
219	H	UMass Lowell	63 68	135	A	Northeastern	47 60								

Non-Div I Games:

Hartford

■ Loss,
 ■ Non-Conf, S Site,
 ■ Home
 ■ Away
 N Neutral

Average RPI Win:	211	WON-LOST	WINNING	LAST 10	STRENGTH OF	OPP. STRENGTH	TEAM	ADJ.	CONF.	ADJ CONF.
Average RPI Loss:	142	RECORD	PCT. RANK	GAMES	SCHEDULE	OF SCHEDULE	RPI	RPI	RPI	RPI
DIV. I ONLY	10- 5	76	7-3	302	93	142	142	8	8	
DIV. I NON-CONF.	9- 4	84	6-2	307	80	135	135	8	8	
TOTALS	RPI 1-25	RPI 26-50	W-L RECORDS	RPI 51-100	RPI 101-150	RPI 150+				
10- 5	0- 0	0- 1	OVERALL	0- 0	1- 1	9- 3				
5- 1	0- 0	0- 0	HOME	0- 0	1- 1	4- 0				
5- 3	0- 0	0- 1	AWAY	0- 0	0- 0	5- 2				
0- 1	0- 0	0- 0	NEUTRAL	0- 0	0- 0	0- 1				
9- 4	0- 0	0- 1	NON-CONFERENCE	0- 0	1- 1	8- 2				
4- 1	0- 0	0- 0	HOME	0- 0	1- 1	3- 0				
5- 2	0- 0	0- 1	AWAY	0- 0	0- 0	5- 1				
0- 1	0- 0	0- 0	NEUTRAL	0- 0	0- 0	0- 1				
1- 1	0- 0	0- 0	CONFERENCE	0- 0	0- 0	1- 1				
1- 0	0- 0	0- 0	HOME	0- 0	0- 0	1- 0				
0- 1	0- 0	0- 0	AWAY	0- 0	0- 0	0- 1				
0- 0	0- 0	0- 0	NEUTRAL	0- 0	0- 0	0- 0				

RPI S	Opponent	Score	RPI S	Opponent	Score	RPI S	Opponent	Score	RPI S	Opponent	Score	Team's RPI: 142
			37 A	Rutgers	46 74				126 H	California	56 53	
									135 H	Northeastern	44 46	
									158 A	Dartmouth	62 63	
									158 H	Dartmouth	64 49	
									167 H	Rhode Island	61 58	
									168 A	Fla. Atlantic	65 51	
									182 A	Quinnipiac	77 68	
									183 N	Saint Joseph's	39 63	
									197 A	La Salle	69 75	
									202 A	Boston U.	66 39	
									203 A	Northern Ill.	59 53	
									255 A	Maine	69 40	
									306 H	Siena	68 51	
									345 H	Hartford	53 44	
LAST 10 Division I												
			158 H	Dartmouth	64 49				255 A	Maine	69 40	
			158 A	Dartmouth	62 63				135 H	Northeastern	44 46	
			167 H	Rhode Island	61 58				182 A	Quinnipiac	77 68	
			168 A	Fla. Atlantic	65 51				202 A	Boston U.	66 39	
			183 N	Saint Joseph's	39 63				345 H	Hartford	53 44	

Non-Div I Games:

Harvard

Loss, Non-Conf, S Site, H Home A Away N Neutral

Average RPI Win:	219	WON-LOST	WINNING	LAST 10	STRENGTH OF	OPP. STRENGTH	TEAM	ADJ.	CONF.	ADJ CONF.
Average RPI Loss:	154	RECORD	PCT. RANK	GAMES	SCHEDULE	OF SCHEDULE	RPI	RPI	RPI	RPI
DIV. I ONLY	8- 10	206	4-6	146	205	185	185	27	27	
DIV. I NON-CONF.	5- 7	205	1-3	89	119	166	166	26	26	
TOTALS	RPI 1-25	RPI 26-50	W-L RECORDS	RPI 51-100	RPI 101-150	RPI 150+				
8- 10	0- 2	1- 0	OVERALL	0- 1	1- 2	6- 5				
5- 4	0- 1	1- 0	HOME	0- 0	0- 2	4- 1				
3- 6	0- 1	0- 0	AWAY	0- 1	1- 0	2- 4				
0- 0	0- 0	0- 0	NEUTRAL	0- 0	0- 0	0- 0				
5- 7	0- 2	1- 0	NON-CONFERENCE	0- 1	1- 2	3- 2				
3- 4	0- 1	1- 0	HOME	0- 0	0- 2	2- 1				
2- 3	0- 1	0- 0	AWAY	0- 1	1- 0	1- 1				
0- 0	0- 0	0- 0	NEUTRAL	0- 0	0- 0	0- 0				
3- 3	0- 0	0- 0	CONFERENCE	0- 0	0- 0	3- 3				
2- 0	0- 0	0- 0	HOME	0- 0	0- 0	2- 0				
1- 3	0- 0	0- 0	AWAY	0- 0	0- 0	1- 3				
0- 0	0- 0	0- 0	NEUTRAL	0- 0	0- 0	0- 0				

RPI 1-25				RPI 26-50				RPI 51-100				RPI 101+ Team's RPI: 185			
RPI	S	Opponent	Score	RPI	S	Opponent	Score	RPI	S	Opponent	Score	RPI	S	Opponent	Score
14	A	Oregon St.	32 64	34	H	Texas	73 60	97	A	Idaho	52 67	106	A	Washington	62 50
19	H	NC State	59 68									108	H	Texas Southern	57 74
												120	H	Penn	55 70
												192	A	UC Davis	49 62
												234	H	North Texas	60 66
												236	H	Cal St. Fullerton	79 72
												245	A	LMU (CA)	51 65
												247	A	Pepperdine	52 51
												249	A	CSUN	54 58
												263	A	Long Beach St.	55 62
												267	H	San Diego St.	61 58
												279	A	UC Riverside	65 59
												279	H	UC Riverside	80 57
												303	H	UTSA	62 50
LAST 10 Division I															
279	A	UC Riverside	65 59	249	A	CSUN	54 58								
263	A	Long Beach St.	55 62	120	H	Penn	55 70								
236	H	Cal St. Fullerton	79 72	97	A	Idaho	52 67								
279	H	UC Riverside	80 57	106	A	Washington	62 50								
192	A	UC Davis	49 62	14	A	Oregon St.	32 64								

Non-Div I Games: Hope Int'l 86 49

Hawaii

RPI 1-25				RPI 26-50				RPI 51-100				RPI 101+				Team's RPI: 207	
RPI	S	Opponent	Score	RPI	S	Opponent	Score	RPI	S	Opponent	Score	RPI	S	Opponent	Score		
				38	A	Duke	57 93	90	A	Butler	52 74	102	H	Davidson	63 73		
												123	A	UNC Greensboro	70 82		
												141	A	Campbell	36 73		
												181	A	Norfolk St.	58 72		
												184	A	Hampton	81 77		
												190	A	American	48 56		
												231	H	Radford	68 58		
												239	H	ETSU	80 62		
												241	H	Col. of Charleston	70 79		
												250	A	Winthrop	63 69		
												254	A	UNC Asheville	60 76		
												271	A	Longwood	76 69		
												299	H	Presbyterian	60 55		
												324	A	N.C. Central	78 58		
												334	A	Charleston So.	84 70		
												342	H	USC Upstate	85 46		
EAST 10 Division I																	
				184	A	Hampton	81 77	231	H	Radford	68 58						
				299	H	Presbyterian	60 55	342	H	USC Upstate	85 46						
				271	A	Longwood	76 69	250	A	Winthrop	63 69						
				334	A	Charleston So.	84 70	141	A	Campbell	36 73						
				254	A	UNC Asheville	60 76	123	A	UNC Greensboro	70 82						

High Point

Page 110

Average RPI Win:	249	WON-LOST	WINNING	LAST 10	STRENGTH OF	OPP. STRENGTH	TEAM	ADJ.	CONF.	ADJ CONF.
Average RPI Loss:	179	RECORD	PCT. RANK	GAMES	SCHEDULE	OF SCHEDULE	RPI	RPI	RPI	RPI
DIV. I ONLY	3- 15	321	1-9	158	335	304	304	14	14	
DIV. I NON-CONF.	3- 8	268	1-2	209	350	306	306	14	14	
TOTALS	RPI 1-25	RPI 26-50	W-L RECORDS	RPI 51-100	RPI 101-150	RPI 150+				
3- 15	0- 0	0- 1	OVERALL	0- 2	1- 1	2- 11				
2- 5	0- 0	0- 0	HOME	0- 1	1- 0	1- 4				
1- 8	0- 0	0- 1	AWAY	0- 1	0- 1	1- 5				
0- 2	0- 0	0- 0	NEUTRAL	0- 0	0- 0	0- 2				
3- 8	0- 0	0- 0	NON-CONFERENCE	0- 1	1- 0	2- 7				
2- 3	0- 0	0- 0	HOME	0- 1	1- 0	1- 2				
1- 3	0- 0	0- 0	AWAY	0- 0	0- 0	1- 3				
0- 2	0- 0	0- 0	NEUTRAL	0- 0	0- 0	0- 2				
0- 7	0- 0	0- 1	CONFERENCE	0- 1	0- 1	0- 4				
0- 2	0- 0	0- 0	HOME	0- 0	0- 0	0- 2				
0- 5	0- 0	0- 1	AWAY	0- 1	0- 1	0- 2				
0- 0	0- 0	0- 0	NEUTRAL	0- 0	0- 0	0- 0				

RPI 1-25				RPI 26-50				RPI 51-100				RPI 101+				Team's RPI: 304	
RPI	S	Opponent	Score	RPI	S	Opponent	Score	RPI	S	Opponent	Score	RPI	S	Opponent	Score		
				46	A	James Madison	50 92	69	A	Drexel	54 74	135	A	Northeastern	51 74		
								94	H	Stony Brook	38 81	141	H	Campbell	58 55		
												153	H	Elon	56 69		
												157	H	William & Mary	53 66		
												159	N	Houston	44 54		
												164	N	Samford	45 65		
												177	A	Towson	71 84		
												196	H	Cleveland St.	51 61		
												229	A	Delaware	59 80		
												238	H	Howard	64 73		
												248	A	Fairfield	64 73		
												261	H	Morgan St.	51 39		
												266	A	Sacred Heart	44 71		
												345	A	Hartford	43 41		
												347	A	LIU Brooklyn	46 85		
LAST 10 Division I																	
				177	A	Towson	71 84	229	A	Delaware	59 80						
				46	A	James Madison	50 92	135	A	Northeastern	51 74						
				153	H	Elon	56 69	164	N	Samford	45 65						
				157	H	William & Mary	53 66	159	N	Houston	44 54						
				69	A	Drexel	54 74	141	H	Campbell	58 55						

Non-Div I Games:









































Hofstra

■ Loss,
 ■ Non-Conf,
 ■ S Site,
 ■ H Home
 ■ A Away
 N Neutral

Holy Cross



Through Games Of Jan. 27, 2020

Average RPI Win: 222	WON-LOST	WINNING	LAST 10	STRENGTH OF	OPP. STRENGTH	TEAM	ADJ.	CONF.	ADJ CONF.
Average RPI Loss: 157	RECORD	PCT. RANK	GAMES	SCHEDULE	OF SCHEDULE	RPI	RPI	RPI	RPI
DIV. I ONLY	12- 7	100	6-4	238	197	118	118	15	15
DIV. I NON-CONF.	7- 4	100	1-1	241	239	106	106	16	16
TOTALS	RPI 1-25	RPI 26-50	W-L RECORDS	RPI 51-100	RPI 101-150	RPI 150+			
12- 7	0- 0	0- 0	OVERALL	1- 2	1- 2	10- 3			
6- 1	0- 0	0- 0	HOME	1- 1	0- 0	5- 0			
6- 6	0- 0	0- 0	AWAY	0- 1	1- 2	5- 3			
0- 0	0- 0	0- 0	NEUTRAL	0- 0	0- 0	0- 0			
7- 4	0- 0	0- 0	NON-CONFERENCE	1- 1	0- 2	6- 1			
4- 0	0- 0	0- 0	HOME	1- 0	0- 0	3- 0			
3- 4	0- 0	0- 0	AWAY	0- 1	0- 2	3- 1			
0- 0	0- 0	0- 0	NEUTRAL	0- 0	0- 0	0- 0			
5- 3	0- 0	0- 0	CONFERENCE	0- 1	1- 0	4- 2			
2- 1	0- 0	0- 0	HOME	0- 1	0- 0	2- 0			
3- 2	0- 0	0- 0	AWAY	0- 0	1- 0	2- 2			
0- 0	0- 0	0- 0	NEUTRAL	0- 0	0- 0	0- 0			

RPI 1-25	RPI 26-50	RPI 51-100	RPI 101+ Team's RPI: 118
RPI S Opponent Score	RPI S Opponent Score	RPI S Opponent Score	RPI S Opponent Score
		60  Bucknell 40  51	116  Lehigh 74 57
		80  North Florida 60  80	147  Massachusetts 72  75
		92  Boston College 80 71	150  Illinois 75  78
			167  Rhode Island 58  73
			172  Merrimack 68 42
			190  American 72 59
			201  Lafayette 57 56
			202  Boston U. 70  76
			224  Brown 83 71
			258  Stetson 75 63
			266  Sacred Heart 65 52
			274  Loyola Maryland 64 56
			276  Navy 58 49
			280  New Hampshire 82 61
			293  Army West Point 48  61
			313  Bryant 87 75
LAST 10 Division I			
202  Boston U. 70  76	201  Lafayette 57 56		
116  Lehigh 74 57	276  Navy 58 49		
190  American 72 59	274  Loyola Maryland 64 56		
293  Army West Point 48  61	258  Stetson 75 63		
60  Bucknell 40  51	80  North Florida 60  80		

Non-Div I Games:

Holy Cross

 Loss,  Non-Conf, S Site,  Home  Away N Neutral

Average RPI Win:	225	WON-LOST	WINNING	LAST 10	STRENGTH OF	OPP. STRENGTH	TEAM	ADJ.	CONF.	ADJ CONF.
Average RPI Loss:	91	RECORD	PCT. RANK	GAMES	SCHEDULE	OF SCHEDULE	RPI	RPI	RPI	RPI
DIV. I ONLY	10- 10	176	5-5	113	98	159	159	9	9	
DIV. I NON-CONF.	7- 7	164	2-2	165	115	175	175	9	9	
TOTALS	RPI 1-25	RPI 26-50	W-L RECORDS	RPI 51-100	RPI 101-150	RPI 150+				
10- 10	0- 2	1- 1	OVERALL	0- 2	0- 3	9- 2				
8- 2	0- 0	1- 1	HOME	0- 1	0- 0	7- 0				
0- 6	0- 2	0- 0	AWAY	0- 1	0- 2	0- 1				
2- 2	0- 0	0- 0	NEUTRAL	0- 0	0- 1	2- 1				
7- 7	0- 1	1- 1	NON-CONFERENCE	0- 1	0- 2	6- 2				
5- 1	0- 0	1- 1	HOME	0- 0	0- 0	4- 0				
0- 4	0- 1	0- 0	AWAY	0- 1	0- 1	0- 1				
2- 2	0- 0	0- 0	NEUTRAL	0- 0	0- 1	2- 1				
3- 3	0- 1	0- 0	CONFERENCE	0- 1	0- 1	3- 0				
3- 1	0- 0	0- 0	HOME	0- 1	0- 0	3- 0				
0- 2	0- 1	0- 0	AWAY	0- 0	0- 1	0- 0				
0- 0	0- 0	0- 0	NEUTRAL	0- 0	0- 0	0- 0				

RPI 1-25				RPI 26-50				RPI 51-100				RPI 101+ Team's RPI: 159			
RPI	S	Opponent	Score	RPI	S	Opponent	Score	RPI	S	Opponent	Score	RPI	S	Opponent	Score
7	A	UConn	51 91	31	H	FGCU	45 57	54	A	Georgia Tech	38 69	104	A	Cincinnati	66 85
17	A	Texas A&M	43 72	36	H	Oklahoma	85 69	55	H	Temple	58 61	114	N	Syracuse	62 87
												115	A	Fordham	54 63
												160	H	Memphis	75 65
												166	H	Wichita St.	64 56
												179	A	New Mexico	71 81
												199	H	Southern Miss.	75 60
												230	N	San Francisco	57 80
												232	H	Southeastern La.	78 65
												251	H	Louisiana Tech	67 53
												272	H	East Carolina	72 63
												296	N	California Baptist	96 75
												304	N	Hofstra	54 44
												329	H	Houston Baptist	82 60
LAST 10 Division I															
166	H	Wichita St.	64 56	160	H	Memphis	75 65								
104	A	Cincinnati	66 85	115	A	Fordham	54 63								
272	H	East Carolina	72 63	304	N	Hofstra	54 44								
7	A	UConn	51 91	199	H	Southern Miss.	75 60								
55	H	Temple	58 61	17	A	Texas A&M	43 72								

Non-Div I Games:

Houston

■ Loss,
 ■ Non-Conf,
 ■ S Site,
 ■ H Home
 ■ A Away
 N Neutral

Houston Baptist

Through Games Of Jan. 27, 2020

Average RPI Win:	300	WON-LOST	WINNING	LAST 10	STRENGTH OF	OPP. STRENGTH	TEAM	ADJ.	CONF.	ADJ CONF.
Average RPI Loss:	200	RECORD	PCT. RANK	GAMES	SCHEDULE	OF SCHEDULE	RPI	RPI	RPI	RPI
DIV. I ONLY	2- 13	332	1-9	294	282	329	329	23	23	
DIV. I NON-CONF.	2- 5	259	1-1	143	272	194	194	20	20	
TOTALS	RPI 1-25	RPI 26-50	W-L RECORDS	RPI 51-100	RPI 101-150	RPI 150+				
2- 13	0- 1	0- 0	OVERALL	0- 0	0- 1	2- 11				
0- 5	0- 0	0- 0	HOME	0- 0	0- 1	0- 4				
2- 8	0- 1	0- 0	AWAY	0- 0	0- 0	2- 7				
0- 0	0- 0	0- 0	NEUTRAL	0- 0	0- 0	0- 0				
2- 5	0- 1	0- 0	NON-CONFERENCE	0- 0	0- 0	2- 4				
0- 1	0- 0	0- 0	HOME	0- 0	0- 0	0- 1				
2- 4	0- 1	0- 0	AWAY	0- 0	0- 0	2- 3				
0- 0	0- 0	0- 0	NEUTRAL	0- 0	0- 0	0- 0				
0- 8	0- 0	0- 0	CONFERENCE	0- 0	0- 1	0- 7				
0- 4	0- 0	0- 0	HOME	0- 0	0- 1	0- 3				
0- 4	0- 0	0- 0	AWAY	0- 0	0- 0	0- 4				
0- 0	0- 0	0- 0	NEUTRAL	0- 0	0- 0	0- 0				

RPI 1-25				RPI 26-50				RPI 51-100				RPI 101+ Team's RPI: 329			
RPI	S	Opponent	Score	RPI	S	Opponent	Score	RPI	S	Opponent	Score	RPI	S	Opponent	Score
9	A	Baylor	42 112									138	H	SFA	42 59
												151	A	Texas Tech	51 59
												159	A	Houston	60 82
												162	H	Sam Houston St.	69 97
												166	A	Wichita St.	42 59
												200	H	Northern Ariz.	62 79
												206	A	Central Ark.	39 63
												217	A	Lamar University	53 60
												232	H	Southeastern La.	59 69
												253	A	Oral Roberts	74 73
												294	H	Nicholls St.	78 84
												319	A	McNeese	72 88
												343	A	Northwestern St.	60 69
												346	A	La.-Monroe	72 65
LAST 10 Division I															
319	A	McNeese	72 88	206	A	Central Ark.	39 63								
294	H	Nicholls St.	78 84	232	H	Southeastern La.	59 69								
162	H	Sam Houston St.	69 97	138	H	SFA	42 59								
217	A	Lamar University	53 60	151	A	Texas Tech	51 59								
343	A	Northwestern St.	60 69	346	A	La.-Monroe	72 65								

Non-Div I Games: LSU-Shreveport 67 44 Paul Quinn 63 34

Houston Baptist





■ Loss,
 ■ Non-Conf, S Site,
 ■ Home
 ■ Away
 N Neutral

Average RPI Win: 302	WON-LOST	WINNING	LAST 10	STRENGTH OF	OPP. STRENGTH	TEAM	ADJ.	CONF.	ADJ CONF.
Average RPI Loss: 136	RECORD	PCT. RANK	GAMES	SCHEDULE	OF SCHEDULE	RPI	RPI	RPI	RPI
DIV. I ONLY	12- 8	116	6-4	345	286	238	238	30	30
DIV. I NON-CONF.	8- 5	117	2-1	306	230	182	182	31	31
<hr/>									
TOTALS	RPI 1-25	RPI 26-50	W-L RECORDS	RPI 51-100	RPI 101-150	RPI 150+			
12- 8	0- 0	0- 0	OVERALL	0- 3	0- 1	12- 4			
5- 3	0- 0	0- 0	HOME	0- 0	0- 0	5- 3			
7- 3	0- 0	0- 0	AWAY	0- 2	0- 0	7- 1			
0- 2	0- 0	0- 0	NEUTRAL	0- 1	0- 1	0- 0			
8- 5	0- 0	0- 0	NON-CONFERENCE	0- 3	0- 1	8- 1			
3- 1	0- 0	0- 0	HOME	0- 0	0- 0	3- 1			
5- 2	0- 0	0- 0	AWAY	0- 2	0- 0	5- 0			
0- 2	0- 0	0- 0	NEUTRAL	0- 1	0- 1	0- 0			
4- 3	0- 0	0- 0	CONFERENCE	0- 0	0- 0	4- 3			
2- 2	0- 0	0- 0	HOME	0- 0	0- 0	2- 2			
2- 1	0- 0	0- 0	AWAY	0- 0	0- 0	2- 1			
0- 0	0- 0	0- 0	NEUTRAL	0- 0	0- 0	0- 0			

RPI 1-25				RPI 26-50				RPI 51-100				RPI 101+ Team's RPI: 238			
RPI	S	Opponent	Score	RPI	S	Opponent	Score	RPI	S	Opponent	Score	RPI	S	Opponent	Score
								51	A	Tennessee	38 88	106	N	Washington	58 75
								60	N	Bucknell	60 70	152	H	Bethune-Cookman	59 75
								78	A	South Fla.	53 82	181	H	Norfolk St.	80 83
												197	H	La Salle	62 78
												214	A	George Mason	86 75
												226	H	Niagara	91 42
												261	A	Morgan St.	67 74
												272	A	East Carolina	67 51
												274	A	Loyola Maryland	75 69
												302	A	UMBC	72 61
												304	A	Hofstra	73 64
												327	A	UMES	79 58
												332	H	Fairleigh Dickinson	64 56
												333	H	Saint Peter's	92 80
												341	A	Coppin St.	66 54
												349	H	South Carolina St.	78 47
												350	H	Florida A&M	72 58
LAST 10 Division I															
				341	A	Coppin St.	66 54					152	H	Bethune-Cookman	59 75
				350	H	Florida A&M	72 58					327	A	UMES	79 58
				261	A	Morgan St.	67 74					51	A	Tennessee	38 88
				349	H	South Carolina St.	78 47					214	A	George Mason	86 75
				181	H	Norfolk St.	80 83					272	A	East Carolina	67 51

Non-Div I Games:

Howard

 Loss,
  Non-Conf,
  S Site,
  H Home
  A Away
 N Neutral

Average RPI Win:	194	WON-LOST	WINNING	LAST 10	STRENGTH OF	OPP. STRENGTH	TEAM	ADJ.	CONF.	ADJ CONF.
Average RPI Loss:	97	RECORD	PCT. RANK	GAMES	SCHEDULE	OF SCHEDULE	RPI	RPI	RPI	RPI
DIV. I ONLY	13- 6	66	9-1	132	157	61	61	21	21	
DIV. I NON-CONF.	5- 5	164	1-0	46	32	64	64	18	18	
TOTALS	RPI 1-25	RPI 26-50	W-L RECORDS	RPI 51-100	RPI 101-150	RPI 150+				
13- 6	0- 0	1- 0	OVERALL	2- 5	2- 0	8- 1				
7- 0	0- 0	0- 0	HOME	2- 0	1- 0	4- 0				
4- 6	0- 0	0- 0	AWAY	0- 5	1- 0	3- 1				
2- 0	0- 0	1- 0	NEUTRAL	0- 0	0- 0	1- 0				
5- 5	0- 0	1- 0	NON-CONFERENCE	2- 5	0- 0	2- 0				
3- 0	0- 0	0- 0	HOME	2- 0	0- 0	1- 0				
0- 5	0- 0	0- 0	AWAY	0- 5	0- 0	0- 0				
2- 0	0- 0	1- 0	NEUTRAL	0- 0	0- 0	1- 0				
8- 1	0- 0	0- 0	CONFERENCE	0- 0	2- 0	6- 1				
4- 0	0- 0	0- 0	HOME	0- 0	1- 0	3- 0				
4- 1	0- 0	0- 0	AWAY	0- 0	1- 0	3- 1				
0- 0	0- 0	0- 0	NEUTRAL	0- 0	0- 0	0- 0				

RPI S	Opponent	Score	RPI S	Opponent	Score	RPI S	Opponent	Score	RPI S	Opponent	Score
			44 N	St. John's (NY)	85 78	58 A	UNI	50 51	143 H	Wright St.	80 60
						62 A	Miami (FL)	65 74	144 A	Green Bay	54 42
						65 H	Ball St.	65 48	153 N	Elon	59 53
						77 A	Ohio	64 70	196 A	Cleveland St.	78 53
						86 A	UT Martin	51 57	208 A	Youngstown St.	73 75
						88 H	Southern Ill.	81 78	228 H	Northern Ky.	89 61
						90 A	Butler	61 64	264 A	Milwaukee	75 52
									270 H	Oakland	76 41
									277 H	Eastern Ky.	72 42
									312 H	Detroit Mercy	82 45
									339 A	UIC	88 49
LAST 10 Division I											
339 A	UIC	88 49	312 H	Detroit Mercy	82 45						
264 A	Milwaukee	75 52	270 H	Oakland	76 41						
144 A	Green Bay	54 42	196 A	Cleveland St.	78 53						
143 H	Wright St.	80 60	208 A	Youngstown St.	73 75						
228 H	Northern Ky.	89 61	277 H	Eastern Ky.	72 42						

Non-Div I Games: Ind.-Northwest 103 45

IUPUI

■ Loss,
 ■ Non-Conf, S Site,
 ■ Home
 ■ Away
 N Neutral

Idaho

Through Games Of Jan. 27, 2020

Average RPI Win:	229	WON-LOST	WINNING	LAST 10	STRENGTH OF	OPP. STRENGTH	TEAM	ADJ.	CONF.	ADJ CONF.
Average RPI Loss:	112	RECORD	PCT. RANK	GAMES	SCHEDULE	OF SCHEDULE	RPI	RPI	RPI	RPI
DIV. I ONLY	12- 5	56	8-2	225	159	97	97	20	20	
DIV. I NON-CONF.	5- 4	140	1-1	164	94	107	107	17	17	
TOTALS	RPI 1-25	RPI 26-50	W-L RECORDS	RPI 51-100	RPI 101-150	RPI 150+				
12- 5	0- 0	0- 2	OVERALL	0- 1	2- 0	10- 2				
6- 0	0- 0	0- 0	HOME	0- 0	0- 0	6- 0				
6- 3	0- 0	0- 1	AWAY	0- 1	2- 0	4- 1				
0- 2	0- 0	0- 1	NEUTRAL	0- 0	0- 0	0- 1				
5- 4	0- 0	0- 2	NON-CONFERENCE	0- 1	1- 0	4- 1				
2- 0	0- 0	0- 0	HOME	0- 0	0- 0	2- 0				
3- 2	0- 0	0- 1	AWAY	0- 1	1- 0	2- 0				
0- 2	0- 0	0- 1	NEUTRAL	0- 0	0- 0	0- 1				
7- 1	0- 0	0- 0	CONFERENCE	0- 0	1- 0	6- 1				
4- 0	0- 0	0- 0	HOME	0- 0	0- 0	4- 0				
3- 1	0- 0	0- 0	AWAY	0- 0	1- 0	2- 1				
0- 0	0- 0	0- 0	NEUTRAL	0- 0	0- 0	0- 0				

RPI 1-25				RPI 26-50				RPI 51-100				Team's RPI: 97		RPI 101+			
RPI	S	Opponent	Score	RPI	S	Opponent	Score	RPI	S	Opponent	Score			RPI	S	Opponent	Score
				32	N	Old Dominion	55 67	78	A	South Fla.	64 67			119	A	Montana St.	69 68
				45	A	Oklahoma St.	47 62							146	A	San Diego	65 32
														185	H	Hawaii	67 52
														186	A	Portland St.	53 74
														194	H	Montana	52 51
														210	A	Northern Colo.	57 46
														217	N	Lamar University	44 47
														218	A	Southern Utah	71 56
														230	A	San Francisco	66 60
														257	H	Idaho St.	62 56
														260	H	Colorado St.	61 54
														295	H	Eastern Wash.	69 60
														300	H	Weber St.	70 50
														331	A	Seattle U	90 84
LAST 10 Division I																	
				218	A	Southern Utah	71 56	186	A	Portland St.	53 74						
				210	A	Northern Colo.	57 46	300	H	Weber St.	70 50						
				194	H	Montana	52 51	257	H	Idaho St.	62 56						
				295	H	Eastern Wash.	69 60	185	H	Hawaii	67 52						
				119	A	Montana St.	69 68	78	A	South Fla.	64 67						

Non-Div I Games:

Idaho

■ Loss,
 ■ Non-Conf, S Site,
 ■ Home
 ■ Away
 N Neutral

Average RPI Win:	295	WON-LOST	WINNING	LAST 10	STRENGTH OF	OPP. STRENGTH	TEAM	ADJ.	CONF.	ADJ CONF.
Average RPI Loss:	151	RECORD	PCT. RANK	GAMES	SCHEDULE	OF SCHEDULE	RPI	RPI	RPI	RPI
DIV. I ONLY	6- 10	247	4-6	282	195	257	257	20	20	
DIV. I NON-CONF.	2- 5	259	0-1	264	152	276	276	17	17	
TOTALS	RPI 1-25	RPI 26-50	W-L RECORDS	RPI 51-100	RPI 101-150	RPI 150+				
6- 10	0- 0	0- 3	OVERALL	0- 1	0- 1	6- 5				
2- 3	0- 0	0- 0	HOME	0- 0	0- 0	2- 3				
4- 7	0- 0	0- 3	AWAY	0- 1	0- 1	4- 2				
0- 0	0- 0	0- 0	NEUTRAL	0- 0	0- 0	0- 0				
2- 5	0- 0	0- 3	NON-CONFERENCE	0- 0	0- 0	2- 2				
1- 1	0- 0	0- 0	HOME	0- 0	0- 0	1- 1				
1- 4	0- 0	0- 3	AWAY	0- 0	0- 0	1- 1				
0- 0	0- 0	0- 0	NEUTRAL	0- 0	0- 0	0- 0				
4- 5	0- 0	0- 0	CONFERENCE	0- 1	0- 1	4- 3				
1- 2	0- 0	0- 0	HOME	0- 0	0- 0	1- 2				
3- 3	0- 0	0- 0	AWAY	0- 1	0- 1	3- 1				
0- 0	0- 0	0- 0	NEUTRAL	0- 0	0- 0	0- 0				

RPI 1-25				RPI 26-50				RPI 51-100				RPI 101+				Team's RPI: 257	
RPI	S	Opponent	Score	RPI	S	Opponent	Score	RPI	S	Opponent	Score	RPI	S	Opponent	Score		
				27	A	Arizona St.	69 74	97	A	Idaho	56 62	119	A	Montana St.	59 67		
				38	A	Duke	66 85					186	H	Portland St.	64 69		
				45	A	Oklahoma St.	52 70					194	A	Montana	67 53		
												200	H	Northern Ariz.	59 70		
												218	A	Southern Utah	65 72		
												283	A	Utah St.	61 69		
												295	A	Eastern Wash.	67 47		
												296	H	California Baptist	68 74		
												300	A	Weber St.	65 54		
												322	H	Sacramento St.	80 62		
												326	A	Utah Valley	88 61		
												331	H	Seattle U	73 48		
LAST 10 Division I																	
				119	A	Montana St.	59 67	218	A	Southern Utah	65 72						
				194	A	Montana	67 53	322	H	Sacramento St.	80 62						
				186	H	Portland St.	64 69	295	A	Eastern Wash.	67 47						
				300	A	Weber St.	65 54	97	A	Idaho	56 62						
				200	H	Northern Ariz.	59 70	283	A	Utah St.	61 69						

Non-Div I Games: Arizona Christian 93 36 Montana Tech 83 57

Idaho St.

Average RPI Win:	227	WON-LOST	WINNING	LAST 10	STRENGTH OF	OPP. STRENGTH	TEAM	ADJ.	CONF.	ADJ CONF.
Average RPI Loss:	31	RECORD	PCT. RANK	GAMES	SCHEDULE	OF SCHEDULE	RPI	RPI	RPI	RPI
DIV. I ONLY	10- 9	167	3-7	103	52	150	150	2	2	
DIV. I NON-CONF.	9- 2	38	2-0	323	244	160	160	2	2	
TOTALS	RPI 1-25	RPI 26-50	W-L RECORDS	RPI 51-100	RPI 101-150	RPI 150+				
10- 9	0- 5	0- 2	OVERALL	1- 2	2- 0	7- 0				
9- 4	0- 2	0- 1	HOME	1- 1	1- 0	7- 0				
1- 5	0- 3	0- 1	AWAY	0- 1	1- 0	0- 0				
0- 0	0- 0	0- 0	NEUTRAL	0- 0	0- 0	0- 0				
9- 2	0- 0	0- 0	NON-CONFERENCE	0- 2	2- 0	7- 0				
8- 1	0- 0	0- 0	HOME	0- 1	1- 0	7- 0				
1- 1	0- 0	0- 0	AWAY	0- 1	1- 0	0- 0				
0- 0	0- 0	0- 0	NEUTRAL	0- 0	0- 0	0- 0				
1- 7	0- 5	0- 2	CONFERENCE	1- 0	0- 0	0- 0				
1- 3	0- 2	0- 1	HOME	1- 0	0- 0	0- 0				
0- 4	0- 3	0- 1	AWAY	0- 0	0- 0	0- 0				
0- 0	0- 0	0- 0	NEUTRAL	0- 0	0- 0	0- 0				

RPI	S	Opponent	Score	RPI	S	Opponent	Score	RPI	S	Opponent	Score	RPI	S	Opponent	Score	Team's RPI: 150
5	A	Iowa	72 108	29	A	Purdue	67 81	57	A	North Carolina	60 85	118	H	Holy Cross	78 75	
8	H	Maryland	60 79	37	H	Rutgers	51 75	70	H	Minnesota	74 71	145	A	Missouri	58 51	
12	A	Indiana	42 83					95	H	Illinois St.	58 74	172	H	Merrimack	75 72	
15	H	Northwestern	50 77									175	H	Austin Peay	76 62	
25	A	Ohio St.	47 77									299	H	Presbyterian	71 52	
												313	H	Bryant	69 55	
												316	H	Ark.-Pine Bluff	65 50	
												317	H	Evansville	59 44	
												348	H	Chicago St.	96 66	
LAST 10 Division I																
8	H	Maryland	60 79	12	A	Indiana	42 83									
25	A	Ohio St.	47 77	5	A	Iowa	72 108									
29	A	Purdue	67 81	15	H	Northwestern	50 77									
70	H	Minnesota	74 71	145	A	Missouri	58 51									
37	H	Rutgers	51 75	317	H	Evansville	59 44									

Non-Div I Games:

Illinois

Average RPI Win:	194	WON-LOST	WINNING	LAST 10	STRENGTH OF	OPP. STRENGTH	TEAM	ADJ.	CONF.	ADJ CONF.
Average RPI Loss:	83	RECORD	PCT. RANK	GAMES	SCHEDULE	OF SCHEDULE	RPI	RPI	RPI	RPI
DIV. I ONLY	11- 6	97	6-4	138	131	95	95	7	7	
DIV. I NON-CONF.	7- 3	80	2-1	166	172	70	70	7	7	
TOTALS	RPI 1-25	RPI 26-50	W-L RECORDS	RPI 51-100	RPI 101-150	RPI 150+				
11- 6	0- 0	0- 2	OVERALL	2- 2	1- 1	8- 1				
8- 1	0- 0	0- 1	HOME	2- 0	0- 0	6- 0				
3- 5	0- 0	0- 1	AWAY	0- 2	1- 1	2- 1				
0- 0	0- 0	0- 0	NEUTRAL	0- 0	0- 0	0- 0				
7- 3	0- 0	0- 1	NON-CONFERENCE	1- 1	1- 0	5- 1				
5- 0	0- 0	0- 0	HOME	1- 0	0- 0	4- 0				
2- 3	0- 0	0- 1	AWAY	0- 1	1- 0	1- 1				
0- 0	0- 0	0- 0	NEUTRAL	0- 0	0- 0	0- 0				
4- 3	0- 0	0- 1	CONFERENCE	1- 1	0- 1	3- 0				
3- 1	0- 0	0- 1	HOME	1- 0	0- 0	2- 0				
1- 2	0- 0	0- 0	AWAY	0- 1	0- 1	1- 0				
0- 0	0- 0	0- 0	NEUTRAL	0- 0	0- 0	0- 0				

RPI 1-25				RPI 26-50				RPI 51-100				Team's RPI: 95	RPI 101+			
RPI	S	Opponent	Score	RPI	S	Opponent	Score	RPI	S	Opponent	Score		RPI	S	Opponent	Score
				30	H	Drake	67 69	53	A	Bradley	61 76		103	A	Loyola Chicago	64 69
				39	A	Marquette	41 58	58	H	UNI	65 57		150	A	Illinois	74 58
								86	H	UT Martin	70 47		163	A	Valparaiso	72 60
								99	A	Saint Louis	56 61		165	H	Jackson St.	77 55
													175	A	Austin Peay	72 77
													193	A	North Dakota	66 58
													203	H	Northern Ill.	69 66
													205	H	Western Ill.	78 65
													269	H	Indiana St.	83 69
													317	H	Evansville	81 58
													320	H	SIUE	74 53
LAST 10 Division I																
				58	H	UNI	65 57	317	H	Evansville	81 58					
				30	H	Drake	67 69	269	H	Indiana St.	83 69					
				103	A	Loyola Chicago	64 69	175	A	Austin Peay	72 77					
				163	A	Valparaiso	72 60	165	H	Jackson St.	77 55					
				53	A	Bradley	61 76	320	H	SIUE	74 53					

Non-Div I Games: Truman 87 60

Illinois St.

Average RPI Win:	293	WON-LOST	WINNING	LAST 10	STRENGTH OF	OPP. STRENGTH	TEAM	ADJ.	CONF.	ADJ CONF.
Average RPI Loss:	190	RECORD	PCT. RANK	GAMES	SCHEDULE	OF SCHEDULE	RPI	RPI	RPI	RPI
DIV. I ONLY	4- 9	277	4-6	330	238	310	310	23	23	
DIV. I NON-CONF.	0- 5	338	0-2	316	223	347	347	20	20	
TOTALS	RPI 1-25	RPI 26-50	W-L RECORDS	RPI 51-100	RPI 101-150	RPI 150+				
4- 9	0- 0	0- 0	OVERALL	0- 1	0- 3	4- 5				
2- 4	0- 0	0- 0	HOME	0- 0	0- 2	2- 2				
2- 5	0- 0	0- 0	AWAY	0- 1	0- 1	2- 3				
0- 0	0- 0	0- 0	NEUTRAL	0- 0	0- 0	0- 0				
0- 5	0- 0	0- 0	NON-CONFERENCE	0- 1	0- 0	0- 4				
0- 1	0- 0	0- 0	HOME	0- 0	0- 0	0- 1				
0- 4	0- 0	0- 0	AWAY	0- 1	0- 0	0- 3				
0- 0	0- 0	0- 0	NEUTRAL	0- 0	0- 0	0- 0				
4- 4	0- 0	0- 0	CONFERENCE	0- 0	0- 3	4- 1				
2- 3	0- 0	0- 0	HOME	0- 0	0- 2	2- 1				
2- 1	0- 0	0- 0	AWAY	0- 0	0- 1	2- 0				
0- 0	0- 0	0- 0	NEUTRAL	0- 0	0- 0	0- 0				

RPI S	Opponent	Score	RPI S	Opponent	Score	RPI S	Opponent	Score	RPI S	Opponent	Score	Team's RPI: 310
						77	A Ohio	41 78	138	A SFA	45 67	
									140	H A&M-Corpus Christi	38 64	
									149	H New Orleans	55 67	
									170	A Kansas St.	41 85	
									206	H Central Ark.	37 47	
									217	A Lamar University	67 48	
									260	A Colorado St.	47 75	
									267	H San Diego St.	48 57	
									294	H Nicholls St.	53 51	
									303	A UTSA	56 63	
									319	H McNeese	73 56	
									343	A Northwestern St.	69 67	
LAST 10 Division I												
140	H A&M-Corpus Christi	38 64	343	A Northwestern St.	69 67							
217	A Lamar University	67 48	294	H Nicholls St.	53 51							
138	A SFA	45 67	267	H San Diego St.	48 57							
319	H McNeese	73 56	206	H Central Ark.	37 47							
149	H New Orleans	55 67	170	A Kansas St.	41 85							

Non-Div I Games: Schreiner 70 35 Tex. A&M Int'l 55 38 Paul Quinn 79 62 UNKNOWN 74 52 Incarnate Word

Indiana

Through Games Of Jan. 27, 2020

Average RPI Win:	120	WON-LOST	WINNING	LAST 10	STRENGTH OF	OPP. STRENGTH	TEAM	ADJ.	CONF.	ADJ CONF.
Average RPI Loss:	9	RECORD	PCT. RANK	GAMES	SCHEDULE	OF SCHEDULE	RPI	RPI	RPI	RPI
DIV. I ONLY	16- 5	43	6-4	5	10	12	12	2	2	
DIV. I NON-CONF.	10- 2	30	0-1	11	27	11	11	2	2	
TOTALS	RPI 1-25	RPI 26-50	W-L RECORDS	RPI 51-100	RPI 101-150	RPI 150+				
16- 5	1- 5	2- 0	OVERALL	6- 0	2- 0	5- 0				
9- 2	0- 2	1- 0	HOME	3- 0	1- 0	4- 0				
5- 2	0- 2	1- 0	AWAY	2- 0	1- 0	1- 0				
2- 1	1- 1	0- 0	NEUTRAL	1- 0	0- 0	0- 0				
10- 2	1- 2	0- 0	NON-CONFERENCE	4- 0	1- 0	4- 0				
5- 1	0- 1	0- 0	HOME	1- 0	0- 0	4- 0				
3- 0	0- 0	0- 0	AWAY	2- 0	1- 0	0- 0				
2- 1	1- 1	0- 0	NEUTRAL	1- 0	0- 0	0- 0				
6- 3	0- 3	2- 0	CONFERENCE	2- 0	1- 0	1- 0				
4- 1	0- 1	1- 0	HOME	2- 0	1- 0	0- 0				
2- 2	0- 2	1- 0	AWAY	0- 0	0- 0	1- 0				
0- 0	0- 0	0- 0	NEUTRAL	0- 0	0- 0	0- 0				

RPI 1-25				Team's RPI: 12				RPI 26-50				RPI 51-100				RPI 101+			
RPI	S	Opponent	Score					RPI	S	Opponent	Score	RPI	S	Opponent	Score	RPI	S	Opponent	Score
1	N	South Carolina	71 57					29	H	Purdue	66 48	62	A	Miami (FL)	58 45	127	A	Florida	73 49
5	A	Iowa	85 91					37	A	Rutgers	66 56	70	H	Minnesota	65 52	150	H	Illinois	83 42
6	H	UCLA	58 68									80	H	North Florida	72 45	165	H	Jackson St.	91 51
8	A	Maryland	62 76									85	N	Washington St.	78 44	187	A	Penn St.	76 60
9	N	Baylor	62 77									90	A	Butler	64 53	208	H	Youngstown St.	93 56
15	H	Northwestern	69 71									96	H	Michigan St.	79 67	235	H	Mt. St. Mary's	75 52
																294	H	Nicholls St.	111 47
LAST 10 Division I																			
								70	H	Minnesota	65 52	29	H	Purdue	66 48				
								187	A	Penn St.	76 60	150	H	Illinois	83 42				
								8	A	Maryland	62 76	37	A	Rutgers	66 56				
								15	H	Northwestern	69 71	96	H	Michigan St.	79 67				
								5	A	Iowa	85 91	6	H	UCLA	58 68				

Non-Div I Games:

Indiana

■ Loss,
■ Non-Conf, S Site,
■ Home
■ Away
N Neutral

Average RPI Win:	291	WON-LOST	WINNING	LAST 10	STRENGTH OF	OPP. STRENGTH	TEAM	ADJ.	CONF.	ADJ CONF.
Average RPI Loss:	124	RECORD	PCT. RANK	GAMES	SCHEDULE	OF SCHEDULE	RPI	RPI	RPI	RPI
DIV. I ONLY	2- 18	338	0-10	61	194	269	269	7	7	
DIV. I NON-CONF.	2- 10	313	0-2	203	305	299	299	7	7	
TOTALS	RPI 1-25	RPI 26-50	W-L RECORDS	RPI 51-100	RPI 101-150	RPI 150+				
2- 18	0- 1	0- 2	OVERALL	0- 6	0- 2	2- 7				
0- 8	0- 1	0- 0	HOME	0- 2	0- 1	0- 4				
2- 9	0- 0	0- 2	AWAY	0- 4	0- 1	2- 2				
0- 1	0- 0	0- 0	NEUTRAL	0- 0	0- 0	0- 1				
2- 10	0- 0	0- 1	NON-CONFERENCE	0- 2	0- 1	2- 6				
0- 4	0- 0	0- 0	HOME	0- 1	0- 0	0- 3				
2- 5	0- 0	0- 1	AWAY	0- 1	0- 1	2- 2				
0- 1	0- 0	0- 0	NEUTRAL	0- 0	0- 0	0- 1				
0- 8	0- 1	0- 1	CONFERENCE	0- 4	0- 1	0- 1				
0- 4	0- 1	0- 0	HOME	0- 1	0- 1	0- 1				
0- 4	0- 0	0- 1	AWAY	0- 3	0- 0	0- 0				
0- 0	0- 0	0- 0	NEUTRAL	0- 0	0- 0	0- 0				

RPI S	Opponent	Score	RPI S	Opponent	Score	RPI S	Opponent	Score	RPI S	Opponent	Score	Team's RPI: 269
13	H Missouri St.	55 76	30	A Drake	65 105	53	A Bradley	75 91	103	H Loyola Chicago	51 58	
			43	A Colorado	46 59	58	A UNI	43 73	105	A Pacific	66 83	
						83	A Kansas	72 84	154	H Southeast Mo. St.	58 68	
						88	H Southern Ill.	55 78	163	H Valparaiso	56 75	
						95	A Illinois St.	69 83	205	A Western Ill.	72 83	
						99	H Saint Louis	53 55	223	A Murray St.	62 70	
									228	H Northern Ky.	68 70	
									243	A Eastern Ill.	59 57	
									244	H Marshall	60 72	
									249	N CSUN	59 67	
									339	A UIC	61 40	
LAST 10 Division I												
88	H Southern Ill.	55 78	163	H Valparaiso	56 75							
13	H Missouri St.	55 76	53	A Bradley	75 91							
58	A UNI	43 73	95	A Illinois St.	69 83							
30	A Drake	65 105	99	H Saint Louis	53 55							
103	H Loyola Chicago	51 58	154	H Southeast Mo. St.	58 68							

Non-Div I Games:

Indiana St.

■ Loss,
 ■ Non-Conf,
 ■ S Site,
 ■ H Home
 ■ A Away
 N Neutral

Average RPI Win:	263	WON-LOST	WINNING	LAST 10	STRENGTH OF	OPP. STRENGTH	TEAM	ADJ.	CONF.	ADJ CONF.
Average RPI Loss:	136	RECORD	PCT. RANK	GAMES	SCHEDULE	OF SCHEDULE	RPI	RPI	RPI	RPI
DIV. I ONLY	4- 12	294	3-7	62	297	221	221	24	24	
DIV. I NON-CONF.	1- 8	322	0-3	10	241	205	205	25	25	
TOTALS	RPI 1-25	RPI 26-50	W-L RECORDS	RPI 51-100	RPI 101-150	RPI 150+				
4- 12	0- 1	0- 0	OVERALL	0- 3	0- 4	4- 4				
1- 6	0- 0	0- 0	HOME	0- 2	0- 2	1- 2				
3- 4	0- 1	0- 0	AWAY	0- 1	0- 1	3- 1				
0- 2	0- 0	0- 0	NEUTRAL	0- 0	0- 1	0- 1				
1- 8	0- 1	0- 0	NON-CONFERENCE	0- 2	0- 4	1- 1				
0- 3	0- 0	0- 0	HOME	0- 1	0- 2	0- 0				
1- 3	0- 1	0- 0	AWAY	0- 1	0- 1	1- 0				
0- 2	0- 0	0- 0	NEUTRAL	0- 0	0- 1	0- 1				
3- 4	0- 0	0- 0	CONFERENCE	0- 1	0- 0	3- 3				
1- 3	0- 0	0- 0	HOME	0- 1	0- 0	1- 2				
2- 1	0- 0	0- 0	AWAY	0- 0	0- 0	2- 1				
0- 0	0- 0	0- 0	NEUTRAL	0- 0	0- 0	0- 0				

RPI 1-25				RPI 26-50				RPI 51-100				RPI 101+ Team's RPI: 221			
RPI	S	Opponent	Score	RPI	S	Opponent	Score	RPI	S	Opponent	Score	RPI	S	Opponent	Score
21	A	Central Mich.	50 70					74	H	Seton Hall	37 89	106	N	Washington	34 65
								93	H	Rider	37 81	107	H	Duquesne	74 76
								94	A	Stony Brook	40 59	120	A	Penn	42 74
												147	H	Massachusetts	51 65
												177	N	Towson	58 75
												182	A	Quinnipiac	75 71
												220	A	Manhattan	32 54
												226	H	Niagara	57 63
												248	H	Fairfield	40 52
												250	A	Winthrop	68 61
												286	A	Monmouth	36 33
												333	H	Saint Peter's	69 59
LAST 10 Division I															
220	A	Manhattan	32 54	93	H	Rider	37 81								
333	H	Saint Peter's	69 59	182	A	Quinnipiac	75 71								
248	H	Fairfield	40 52	147	H	Massachusetts	51 65								
226	H	Niagara	57 63	74	H	Seton Hall	37 89								
286	A	Monmouth	36 33	21	A	Central Mich.	50 70								

Non-Div I Games:

Iona

■ Loss,
 ■ Non-Conf,
 S Site,
 ■ Home
 ■ Away
 N Neutral

Average RPI Win:	101	WON-LOST	WINNING	LAST 10	STRENGTH OF	OPP. STRENGTH	TEAM	ADJ.	CONF.	ADJ CONF.
Average RPI Loss:	71	RECORD	PCT. RANK	GAMES	SCHEDULE	OF SCHEDULE	RPI	RPI	RPI	RPI
DIV. I ONLY	17- 3	18	9-1	11	26	5	5	2	2	
DIV. I NON-CONF.	9- 2	38	1-0	38	96	15	15	2	2	
TOTALS	RPI 1-25	RPI 26-50	W-L RECORDS	RPI 51-100	RPI 101-150	RPI 150+				
17- 3	5- 0	1- 1	OVERALL	3- 1	3- 1	5- 0				
11- 0	4- 0	1- 0	HOME	1- 0	1- 0	4- 0				
4- 2	1- 0	0- 1	AWAY	2- 1	1- 0	0- 0				
2- 1	0- 0	0- 0	NEUTRAL	0- 0	1- 1	1- 0				
9- 2	1- 0	1- 0	NON-CONFERENCE	1- 1	1- 1	5- 0				
6- 0	1- 0	1- 0	HOME	0- 0	0- 0	4- 0				
1- 1	0- 0	0- 0	AWAY	1- 1	0- 0	0- 0				
2- 1	0- 0	0- 0	NEUTRAL	0- 0	1- 1	1- 0				
8- 1	4- 0	0- 1	CONFERENCE	2- 0	2- 0	0- 0				
5- 0	3- 0	0- 0	HOME	1- 0	1- 0	0- 0				
3- 1	1- 0	0- 1	AWAY	1- 0	1- 0	0- 0				
0- 0	0- 0	0- 0	NEUTRAL	0- 0	0- 0	0- 0				

RPI	S	Opponent	Score
8	H	Maryland	66 61
12	H	Indiana	91 85
15	A	Northwestern	77 51
22	H	Princeton	77 75
25	H	Ohio St.	77 68

RPI	S	Opponent	Score
30	H	Drake	79 67
50	A	Nebraska	69 78

RPI	S	Opponent	Score
58	A	UNI	66 88
59	A	Iowa St.	75 69
70	A	Minnesota	76 75
96	H	Michigan St.	74 57

RPI	S	Opponent	Score
104	N	Cincinnati	69 61
106	N	Washington	63 70
121	A	Wisconsin	85 78
150	H	Illinois	108 72
168	H	Fla. Atlantic	85 53
171	H	North Ala.	86 81
173	H	Clemson	74 60
177	N	Towson	100 72
324	H	N.C. Central	102 50

LAST 10 Division I

96	H	Michigan St.	74 57	8	H	Maryland	66 61
25	H	Ohio St.	77 68	15	A	Northwestern	77 51
121	A	Wisconsin	85 78	150	H	Illinois	108 72
70	A	Minnesota	76 75	50	A	Nebraska	69 78
12	H	Indiana	91 85	30	H	Drake	79 67

Non-Div I Games:

Iowa

Average RPI Win:	161	WON-LOST	WINNING	LAST 10	STRENGTH OF	OPP. STRENGTH	TEAM	ADJ.	CONF.	ADJ CONF.
Average RPI Loss:	31	RECORD	PCT. RANK	GAMES	SCHEDULE	OF SCHEDULE	RPI	RPI	RPI	RPI
DIV. I ONLY	12- 6	76	6-4	43	57	59	59	3	3	
DIV. I NON-CONF.	8- 3	68	2-1	105	102	80	80	4	4	
<hr/>										
TOTALS	RPI 1-25	RPI 26-50	W-L RECORDS	RPI 51-100	RPI 101-150	RPI 150+				
12- 6	0- 2	1- 3	OVERALL	2- 1	3- 0	6- 0				
8- 4	0- 2	0- 1	HOME	1- 1	3- 0	4- 0				
4- 2	0- 0	1- 2	AWAY	1- 0	0- 0	2- 0				
0- 0	0- 0	0- 0	NEUTRAL	0- 0	0- 0	0- 0				
8- 3	0- 1	0- 1	NON-CONFERENCE	1- 1	3- 0	4- 0				
6- 2	0- 1	0- 0	HOME	0- 1	3- 0	3- 0				
2- 1	0- 0	0- 1	AWAY	1- 0	0- 0	1- 0				
0- 0	0- 0	0- 0	NEUTRAL	0- 0	0- 0	0- 0				
4- 3	0- 1	1- 2	CONFERENCE	1- 0	0- 0	2- 0				
2- 2	0- 1	0- 1	HOME	1- 0	0- 0	1- 0				
2- 1	0- 0	1- 1	AWAY	0- 0	0- 0	1- 0				
0- 0	0- 0	0- 0	NEUTRAL	0- 0	0- 0	0- 0				

RPI 1-25				RPI 26-50				RPI 51-100 Team's RPI: 59				RPI 101+			
RPI	S	Opponent	Score	RPI	S	Opponent	Score	RPI	S	Opponent	Score	RPI	S	Opponent	Score
5	H	Iowa	69 75	30	A	Drake	81 86	58	H	UNI	63 71	108	H	Texas Southern	79 59
23	H	TCU	74 77	34	H	Texas	75 81	63	A	Alabama	75 66	143	H	Wright St.	79 71
				36	A	Oklahoma	72 81	83	H	Kansas	89 67	149	H	New Orleans	71 53
				45	A	Oklahoma St.	64 63					151	A	Texas Tech	96 66
												170	H	Kansas St.	73 59
												171	H	North Ala.	80 72
												240	H	Southern U.	69 36
												291	A	North Dakota St.	86 58
												316	H	Ark.-Pine Bluff	90 40
<hr/>															
LAST 10 Division I															
				83	H	Kansas	89 67	34	H	Texas	75 81				
				170	H	Kansas St.	73 59	151	A	Texas Tech	96 66				
				45	A	Oklahoma St.	64 63	171	H	North Ala.	80 72				
				23	H	TCU	74 77	58	H	UNI	63 71				
				36	A	Oklahoma	72 81	143	H	Wright St.	79 71				

Non-Div I Games:

Iowa St.

Average RPI Win:	265	WON-LOST	WINNING	LAST 10	STRENGTH OF	OPP. STRENGTH	TEAM	ADJ.	CONF.	ADJ CONF.
Average RPI Loss:	100	RECORD	PCT. RANK	GAMES	SCHEDULE	OF SCHEDULE	RPI	RPI	RPI	RPI
DIV. I ONLY	9- 8	161	8-2	224	201	165	165	31	31	
DIV. I NON-CONF.	2- 8	295	1-2	73	52	203	203	29	29	
TOTALS	RPI 1-25	RPI 26-50	W-L RECORDS	RPI 51-100	RPI 101-150	RPI 150+				
9- 8	0- 2	0- 0	OVERALL	0- 3	2- 1	7- 2				
6- 1	0- 1	0- 0	HOME	0- 0	2- 0	4- 0				
3- 7	0- 1	0- 0	AWAY	0- 3	0- 1	3- 2				
0- 0	0- 0	0- 0	NEUTRAL	0- 0	0- 0	0- 0				
2- 8	0- 2	0- 0	NON-CONFERENCE	0- 3	1- 1	1- 2				
1- 1	0- 1	0- 0	HOME	0- 0	1- 0	0- 0				
1- 7	0- 1	0- 0	AWAY	0- 3	0- 1	1- 2				
0- 0	0- 0	0- 0	NEUTRAL	0- 0	0- 0	0- 0				
7- 0	0- 0	0- 0	CONFERENCE	0- 0	1- 0	6- 0				
5- 0	0- 0	0- 0	HOME	0- 0	1- 0	4- 0				
2- 0	0- 0	0- 0	AWAY	0- 0	0- 0	2- 0				
0- 0	0- 0	0- 0	NEUTRAL	0- 0	0- 0	0- 0				

RPI 1-25				RPI 26-50				RPI 51-100				RPI 101+				Team's RPI: 165	
RPI	S	Opponent	Score	RPI	S	Opponent	Score	RPI	S	Opponent	Score	RPI	S	Opponent	Score		
11	H	Mississippi St.	53 92					53	A	Bradley	69 78	108	H	Texas Southern	81 79		
12	A	Indiana	51 91					62	A	Miami (FL)	68 83	125	A	Tulane	46 82		
								95	A	Illinois St.	55 77	129	H	Louisiana	65 54		
												206	A	Central Ark.	54 57		
												232	A	Southeastern La.	59 63		
												240	A	Southern U.	72 51		
												278	H	Alabama A&M	67 53		
												305	H	Prairie View	53 49		
												318	A	Alcorn	83 67		
												328	H	Alabama St.	94 62		
												337	H	Grambling	61 46		
												343	A	Northwestern St.	66 49		
LAST 10 Division I																	
337	H	Grambling	61 46	278	H	Alabama A&M	67 53										
305	H	Prairie View	53 49	328	H	Alabama St.	94 62										
108	H	Texas Southern	81 79	129	H	Louisiana	65 54										
240	A	Southern U.	72 51	95	A	Illinois St.	55 77										
318	A	Alcorn	83 67	53	A	Bradley	69 78										

Non-Div I Games:

Jackson St.

Jacksonville

Through Games Of Jan. 27, 2020

Average RPI Win:	298	WON-LOST	WINNING	LAST 10	STRENGTH OF	OPP. STRENGTH	TEAM	ADJ.	CONF.	ADJ CONF.
Average RPI Loss:	104	RECORD	PCT. RANK	GAMES	SCHEDULE	OF SCHEDULE	RPI	RPI	RPI	RPI
DIV. I ONLY	10- 8	144	7-3	289	241	204	204	16	16	
DIV. I NON-CONF.	6- 5	151	3-0	285	302	211	211	15	15	
TOTALS	RPI 1-25	RPI 26-50	W-L RECORDS	RPI 51-100	RPI 101-150	RPI 150+				
10- 8	0- 1	0- 1	OVERALL	0- 2	0- 1	10- 3				
5- 3	0- 0	0- 0	HOME	0- 1	0- 0	5- 2				
5- 5	0- 1	0- 1	AWAY	0- 1	0- 1	5- 1				
0- 0	0- 0	0- 0	NEUTRAL	0- 0	0- 0	0- 0				
6- 5	0- 1	0- 1	NON-CONFERENCE	0- 1	0- 0	6- 2				
3- 2	0- 0	0- 0	HOME	0- 0	0- 0	3- 2				
3- 3	0- 1	0- 1	AWAY	0- 1	0- 0	3- 0				
0- 0	0- 0	0- 0	NEUTRAL	0- 0	0- 0	0- 0				
4- 3	0- 0	0- 0	CONFERENCE	0- 1	0- 1	4- 1				
2- 1	0- 0	0- 0	HOME	0- 1	0- 0	2- 0				
2- 2	0- 0	0- 0	AWAY	0- 0	0- 1	2- 1				
0- 0	0- 0	0- 0	NEUTRAL	0- 0	0- 0	0- 0				

RPI 1-25				RPI 26-50				RPI 51-100				RPI 101+ Team's RPI: 204			
RPI	S	Opponent	Score	RPI	S	Opponent	Score	RPI	S	Opponent	Score	RPI	S	Opponent	Score
16	A	Florida St.	41 75	43	A	Colorado	44 66	78	A	South Fla.	39 70	113	A	Liberty	76 85
								80	H	North Florida	64 70	152	H	Bethune-Cookman	52 53
												171	A	North Ala.	65 76
												181	H	Norfolk St.	64 71
												211	A	Kennesaw St.	93 83
												258	H	Stetson	57 52
												265	A	Lipscomb	73 64
												294	H	Nicholls St.	72 55
												297	H	FIU	77 52
												309	A	Jacksonville St.	55 40
												325	A	Mercer	87 83
												330	H	NJIT	88 67
												342	H	USC Upstate	87 43
												350	A	Florida A&M	88 54
LAST 10 Division I															
265	A	Lipscomb	73 64	113	A	Liberty	76 85								
211	A	Kennesaw St.	93 83	171	A	North Ala.	65 76								
80	H	North Florida	64 70	325	A	Mercer	87 83								
258	H	Stetson	57 52	309	A	Jacksonville St.	55 40								
330	H	NJIT	88 67	350	A	Florida A&M	88 54								

Non-Div I Games: Thomas (GA) 94 36 Johnson (FL) 114 35

Jacksonville

Loss, Non-Conf, S Site, H Home A Away N Neutral

Average RPI Win:	285	WON-LOST	WINNING	LAST 10	STRENGTH OF	OPP. STRENGTH	TEAM	ADJ.	CONF.	ADJ CONF.
Average RPI Loss:	201	RECORD	PCT. RANK	GAMES	SCHEDULE	OF SCHEDULE	RPI	RPI	RPI	RPI
DIV. I ONLY	6- 11	250	4-6	337	291	309	309	18	18	
DIV. I NON-CONF.	2- 7	288	0-2	318	278	338	338	24	24	
TOTALS	RPI 1-25	RPI 26-50	W-L RECORDS	RPI 51-100	RPI 101-150	RPI 150+				
6- 11	0- 0	0- 0	OVERALL	0- 2	0- 1	6- 8				
4- 3	0- 0	0- 0	HOME	0- 0	0- 0	4- 3				
2- 6	0- 0	0- 0	AWAY	0- 2	0- 1	2- 3				
0- 2	0- 0	0- 0	NEUTRAL	0- 0	0- 0	0- 2				
2- 7	0- 0	0- 0	NON-CONFERENCE	0- 2	0- 1	2- 4				
2- 1	0- 0	0- 0	HOME	0- 0	0- 0	2- 1				
0- 4	0- 0	0- 0	AWAY	0- 2	0- 1	0- 1				
0- 2	0- 0	0- 0	NEUTRAL	0- 0	0- 0	0- 2				
4- 4	0- 0	0- 0	CONFERENCE	0- 0	0- 0	4- 4				
2- 2	0- 0	0- 0	HOME	0- 0	0- 0	2- 2				
2- 2	0- 0	0- 0	AWAY	0- 0	0- 0	2- 2				
0- 0	0- 0	0- 0	NEUTRAL	0- 0	0- 0	0- 0				

RPI 1-25				RPI 26-50				RPI 51-100				RPI 101+				Team's RPI: 309	
RPI	S	Opponent	Score	RPI	S	Opponent	Score	RPI	S	Opponent	Score	RPI	S	Opponent	Score		
								64	A	Troy	64	94	136	A	Auburn	53	62
								84	A	Vanderbilt	66	88	175	H	Austin Peay	57	63
												204	H	Jacksonville	40	55	
												223	H	Murray St.	68	51	
												228	N	Northern Ky.	63	66	
												242	A	Morehead St.	48	67	
												242	H	Morehead St.	55	69	
												243	A	Eastern Ill.	52	55	
												265	H	Lipscomb	65	63	
												270	N	Oakland	55	61	
												277	A	Eastern Ky.	43	33	
												277	H	Eastern Ky.	68	54	
												320	A	SIUE	53	44	
												328	A	Alabama St.	63	68	
												350	H	Florida A&M	72	67	
LAST 10 Division I																	
				242	H	Morehead St.	55	69	223	H	Murray St.	68	51				
				277	H	Eastern Ky.	68	54	277	A	Eastern Ky.	43	33				
				320	A	SIUE	53	44	242	A	Morehead St.	48	67				
				243	A	Eastern Ill.	52	55	136	A	Auburn	53	62				
				175	H	Austin Peay	57	63	204	H	Jacksonville	40	55				

Non-Div I Games: Clark Atlanta 75 46 Fort Valley St. 87 65

Jacksonville St.

Loss, Non-Conf, S Site, H Home A Away N Neutral

Average RPI Win:	172	WON-LOST	WINNING	LAST 10	STRENGTH OF	OPP. STRENGTH	TEAM	ADJ.	CONF.	ADJ CONF.
Average RPI Loss:	73	RECORD	PCT. RANK	GAMES	SCHEDULE	OF SCHEDULE	RPI	RPI	RPI	RPI
DIV. I ONLY	15- 3	26	9-1	165	62	46	46	14	14	
DIV. I NON-CONF.	9- 2	38	3-0	115	6	33	33	14	14	
TOTALS	RPI 1-25	RPI 26-50	W-L RECORDS	RPI 51-100	RPI 101-150	RPI 150+				
15- 3	0- 1	1- 1	OVERALL	2- 0	4- 0	8- 1				
9- 1	0- 1	1- 0	HOME	0- 0	3- 0	5- 0				
5- 2	0- 0	0- 1	AWAY	1- 0	1- 0	3- 1				
1- 0	0- 0	0- 0	NEUTRAL	1- 0	0- 0	0- 0				
9- 2	0- 1	1- 1	NON-CONFERENCE	2- 0	3- 0	3- 0				
5- 1	0- 1	1- 0	HOME	0- 0	2- 0	2- 0				
3- 1	0- 0	0- 1	AWAY	1- 0	1- 0	1- 0				
1- 0	0- 0	0- 0	NEUTRAL	1- 0	0- 0	0- 0				
6- 1	0- 0	0- 0	CONFERENCE	0- 0	1- 0	5- 1				
4- 0	0- 0	0- 0	HOME	0- 0	1- 0	3- 0				
2- 1	0- 0	0- 0	AWAY	0- 0	0- 0	2- 1				
0- 0	0- 0	0- 0	NEUTRAL	0- 0	0- 0	0- 0				

RPI 1-25				RPI 26-50				Team's RPI: 46				RPI 51-100				RPI 101+			
RPI	S	Opponent	Score	RPI	S	Opponent	Score	RPI	S	Opponent	Score	RPI	S	Opponent	Score	RPI	S	Opponent	Score
8	H	Maryland	68 70	35	A	Virginia	49 55	56	N	UCF	46 43	113	H	Liberty	76 53				
				44	H	St. John's (NY)	76 73	89	A	Villanova	56 52	130	H	Robert Morris	59 32				
												135	H	Northeastern	67 54				
												148	A	George Washington	69 50				
												153	H	Elon	61 48				
												157	H	William & Mary	84 70				
												177	A	Towson	75 76				
												222	A	Georgetown	66 59				
												241	A	Col. of Charleston	87 53				
												252	A	UNCW	66 58				
												259	H	Delaware St.	83 64				
												271	H	Longwood	93 53				
												304	H	Hofstra	92 50				
LAST 10 Division I																			
135	H	Northeastern	67 54	153	H	Elon	61 48												
304	H	Hofstra	92 50	157	H	William & Mary	84 70												
241	A	Col. of Charleston	87 53	130	H	Robert Morris	59 32												
252	A	UNCW	66 58	148	A	George Washington	69 50												
177	A	Towson	75 76	259	H	Delaware St.	83 64												

Non-Div I Games:

James Madison

■ Loss,
■ Non-Conf, S Site,
■ Home
■ Away
N Neutral

Kansas

Through Games Of Jan. 27, 2020

Average RPI Win:	214	WON-LOST	WINNING	LAST 10	STRENGTH OF	OPP. STRENGTH	TEAM	ADJ.	CONF.	ADJ CONF.
Average RPI Loss:	35	RECORD	PCT. RANK	GAMES	SCHEDULE	OF SCHEDULE	RPI	RPI	RPI	RPI
DIV. I ONLY	12- 6	76	4-6	97	84	83	83	3	3	
DIV. I NON-CONF.	11- 0	1	3-0	305	201	60	60	4	4	
TOTALS	RPI 1-25	RPI 26-50	W-L RECORDS	RPI 51-100	RPI 101-150	RPI 150+				
12- 6	0- 2	0- 3	OVERALL	1- 1	2- 0	9- 0				
9- 2	0- 1	0- 1	HOME	0- 0	1- 0	8- 0				
2- 4	0- 1	0- 2	AWAY	1- 1	0- 0	1- 0				
1- 0	0- 0	0- 0	NEUTRAL	0- 0	1- 0	0- 0				
11- 0	0- 0	0- 0	NON-CONFERENCE	1- 0	2- 0	8- 0				
8- 0	0- 0	0- 0	HOME	0- 0	1- 0	7- 0				
2- 0	0- 0	0- 0	AWAY	1- 0	0- 0	1- 0				
1- 0	0- 0	0- 0	NEUTRAL	0- 0	1- 0	0- 0				
1- 6	0- 2	0- 3	CONFERENCE	0- 1	0- 0	1- 0				
1- 2	0- 1	0- 1	HOME	0- 0	0- 0	1- 0				
0- 4	0- 1	0- 2	AWAY	0- 1	0- 0	0- 0				
0- 0	0- 0	0- 0	NEUTRAL	0- 0	0- 0	0- 0				

RPI 1-25				RPI 26-50				RPI 51-100 Team's RPI: 83				RPI 101+			
RPI	S	Opponent	Score	RPI	S	Opponent	Score	RPI	S	Opponent	Score	RPI	S	Opponent	Score
9	H	Baylor	47 90	34	A	Texas	77 85	59	A	Iowa St.	67 89	127	H	Florida	76 66
23	A	TCU	59 73	40	H	West Virginia	49 68	99	A	Saint Louis	68 60	143	N	Wright St.	74 63
				45	A	Oklahoma St.	49 67					151	H	Texas Tech	67 50
												168	A	Fla. Atlantic	90 60
												176	H	Saint Mary's (CA)	86 81
												219	H	UMass Lowell	79 44
												269	H	Indiana St.	84 72
												285	H	Wofford	83 64
												292	H	Texas St.	68 48
												301	H	Omaha	63 48
												339	H	UIC	91 50
LAST 10 Division I															
59	A	Iowa St.	67 89	40	H	West Virginia	49 68								
34	A	Texas	77 85	45	A	Oklahoma St.	49 67								
151	H	Texas Tech	67 50	285	H	Wofford	83 64								
9	H	Baylor	47 90	99	A	Saint Louis	68 60								
23	A	TCU	59 73	176	H	Saint Mary's (CA)	86 81								

Non-Div I Games:

Kansas

Loss, Non-Conf, S Site, H Home A Away N Neutral

Average RPI Win:	242	WON-LOST	WINNING	LAST 10	STRENGTH OF	OPP. STRENGTH	TEAM	ADJ.	CONF.	ADJ CONF.
Average RPI Loss:	65	RECORD	PCT. RANK	GAMES	SCHEDULE	OF SCHEDULE	RPI	RPI	RPI	RPI
DIV. I ONLY	8- 9	194	4-6	98	78	170	170	3	3	
DIV. I NON-CONF.	6- 5	151	2-2	239	198	204	204	4	4	
TOTALS	RPI 1-25	RPI 26-50	W-L RECORDS	RPI 51-100	RPI 101-150	RPI 150+				
8- 9	0- 1	1- 4	OVERALL	0- 2	0- 1	7- 1				
6- 4	0- 0	1- 3	HOME	0- 0	0- 1	5- 0				
2- 3	0- 1	0- 1	AWAY	0- 1	0- 0	2- 0				
0- 2	0- 0	0- 0	NEUTRAL	0- 1	0- 0	0- 1				
6- 5	0- 1	0- 1	NON-CONFERENCE	0- 1	0- 1	6- 1				
5- 1	0- 0	0- 0	HOME	0- 0	0- 1	5- 0				
1- 2	0- 1	0- 1	AWAY	0- 0	0- 0	1- 0				
0- 2	0- 0	0- 0	NEUTRAL	0- 1	0- 0	0- 1				
2- 4	0- 0	1- 3	CONFERENCE	0- 1	0- 0	1- 0				
1- 3	0- 0	1- 3	HOME	0- 0	0- 0	0- 0				
1- 1	0- 0	0- 0	AWAY	0- 1	0- 0	1- 0				
0- 0	0- 0	0- 0	NEUTRAL	0- 0	0- 0	0- 0				

RPI 1-25				RPI 26-50				RPI 51-100				RPI 101+ Team's RPI: 170			
RPI	S	Opponent	Score	RPI	S	Opponent	Score	RPI	S	Opponent	Score	RPI	S	Opponent	Score
2	A	Oregon	51 89	34	H	Texas	63 71	59	A	Iowa St.	59 73	101	H	UT Arlington	53 57
				36	H	Oklahoma	92 74	96	N	Michigan St.	60 65	151	A	Texas Tech	76 72
				40	H	West Virginia	63 74					160	N	Memphis	68 72
				45	H	Oklahoma St.	63 70					227	A	UMKC	74 67
				47	A	Arkansas	72 81					253	H	Oral Roberts	109 69
												301	H	Omaha	73 48
												310	H	Incarnate Word	85 41
												321	H	UTRGV	79 66
												339	H	UIC	84 40
LAST 10 Division I															
				36	H	Oklahoma	92 74	40	H	West Virginia	63 74				
				59	A	Iowa St.	59 73	321	H	UTRGV	79 66				
				34	H	Texas	63 71	2	A	Oregon	51 89				
				45	H	Oklahoma St.	63 70	227	A	UMKC	74 67				
				151	A	Texas Tech	76 72	47	A	Arkansas	72 81				

Non-Div I Games:

Kansas St.

■ Loss,
 ■ Non-Conf,
 ■ S Site,
 ■ H Home
 ■ A Away
 N Neutral

Kennesaw St.

Through Games Of Jan. 27, 2020

Average RPI Win:	262	WON-LOST	WINNING	LAST 10	STRENGTH OF	OPP. STRENGTH	TEAM	ADJ.	CONF.	ADJ CONF.
Average RPI Loss:	136	RECORD	PCT. RANK	GAMES	SCHEDULE	OF SCHEDULE	RPI	RPI	RPI	RPI
DIV. I ONLY	8- 9	194	4-6	256	198	211	211	16	16	
DIV. I NON-CONF.	5- 5	164	1-2	272	221	195	195	15	15	
TOTALS	RPI 1-25	RPI 26-50	W-L RECORDS	RPI 51-100	RPI 101-150	RPI 150+				
8- 9	0- 0	0- 1	OVERALL	0- 3	0- 2	8- 3				
3- 4	0- 0	0- 0	HOME	0- 2	0- 0	3- 2				
4- 5	0- 0	0- 1	AWAY	0- 1	0- 2	4- 1				
1- 0	0- 0	0- 0	NEUTRAL	0- 0	0- 0	1- 0				
5- 5	0- 0	0- 0	NON-CONFERENCE	0- 2	0- 2	5- 1				
2- 1	0- 0	0- 0	HOME	0- 1	0- 0	2- 0				
2- 4	0- 0	0- 0	AWAY	0- 1	0- 2	2- 1				
1- 0	0- 0	0- 0	NEUTRAL	0- 0	0- 0	1- 0				
3- 4	0- 0	0- 1	CONFERENCE	0- 1	0- 0	3- 2				
1- 3	0- 0	0- 0	HOME	0- 1	0- 0	1- 2				
2- 1	0- 0	0- 1	AWAY	0- 0	0- 0	2- 0				
0- 0	0- 0	0- 0	NEUTRAL	0- 0	0- 0	0- 0				

RPI S	Opponent	Score	RPI S	Opponent	Score	RPI S	Opponent	Score	RPI S	Opponent	Score	Team's RPI: 211
31	A FGCU	63 80	54	H Georgia Tech	47 63	107	A Duquesne	72 75				
			73	A Georgia	65 80	141	A Campbell	51 63				
			80	H North Florida	55 64	164	H Samford	60 55				
						171	H North Ala.	59 56				
						204	H Jacksonville	83 93				
						252	A UNCW	58 56				
						258	H Stetson	61 67				
						265	A Lipscomb	74 66				
						276	A Navy	62 82				
						290	A Ga. Southern	95 69				
						302	N UMBC	59 44				
						325	H Mercer	92 64				
						330	A NJIT	77 64				
LAST 10 Division I												
171	H North Ala.	59 56	80	H North Florida	55 64							
204	H Jacksonville	83 93	258	H Stetson	61 67							
31	A FGCU	63 80	107	A Duquesne	72 75							
330	A NJIT	77 64	54	H Georgia Tech	47 63							
265	A Lipscomb	74 66	302	N UMBC	59 44							

Non-Div I Games: Middle Ga. St. 88 49

Kennesaw St.

Loss, Non-Conf, S Site, H Home A Away N Neutral

Average RPI Win:	206	WON-LOST	WINNING	LAST 10	STRENGTH OF	OPP. STRENGTH	TEAM	ADJ.	CONF.	ADJ CONF.
Average RPI Loss:	68	RECORD	PCT. RANK	GAMES	SCHEDULE	OF SCHEDULE	RPI	RPI	RPI	RPI
DIV. I ONLY	9- 7	139	5-5	105	113	110	110	10	10	
DIV. I NON-CONF.	6- 4	123	2-2	103	97	98	98	10	10	
TOTALS	RPI 1-25	RPI 26-50	W-L RECORDS	RPI 51-100	RPI 101-150	RPI 150+				
9- 7	0- 1	0- 2	OVERALL	0- 3	3- 0	6- 1				
3- 3	0- 1	0- 0	HOME	0- 1	2- 0	1- 1				
4- 2	0- 0	0- 1	AWAY	0- 1	1- 0	3- 0				
2- 2	0- 0	0- 1	NEUTRAL	0- 1	0- 0	2- 0				
6- 4	0- 1	0- 2	NON-CONFERENCE	0- 1	2- 0	4- 0				
2- 1	0- 1	0- 0	HOME	0- 0	1- 0	1- 0				
2- 1	0- 0	0- 1	AWAY	0- 0	1- 0	1- 0				
2- 2	0- 0	0- 1	NEUTRAL	0- 1	0- 0	2- 0				
3- 3	0- 0	0- 0	CONFERENCE	0- 2	1- 0	2- 1				
1- 2	0- 0	0- 0	HOME	0- 1	1- 0	0- 1				
2- 1	0- 0	0- 0	AWAY	0- 1	0- 0	2- 0				
0- 0	0- 0	0- 0	NEUTRAL	0- 0	0- 0	0- 0				

RPI 1-25				RPI 26-50				RPI 51-100				RPI 101+ Team's RPI: 110			
RPI	S	Opponent	Score	RPI	S	Opponent	Score	RPI	S	Opponent	Score	RPI	S	Opponent	Score
25	H	Ohio St.	65 75	29	A	Purdue	64 77	64	N	Troy	64 71	107	A	Duquesne	77 75
				48	N	Michigan	53 88	65	A	Ball St.	62 66	130	H	Robert Morris	82 81
								68	H	Buffalo	44 57	132	H	Western Mich.	75 63
												178	H	Eastern Mich.	69 74
												189	A	Miami (OH)	78 75
												203	A	Northern Ill.	79 71
												208	A	Youngstown St.	82 73
												284	H	St. Bonaventure	81 58
												290	N	Ga. Southern	62 48
												307	N	Purdue Fort Wayne	75 67
LAST 10 Division I															
68	H	Buffalo	44 57	65	A	Ball St.	62 66								
189	A	Miami (OH)	78 75	64	N	Troy	64 71								
203	A	Northern Ill.	79 71	290	N	Ga. Southern	62 48								
132	H	Western Mich.	75 63	29	A	Purdue	64 77								
178	H	Eastern Mich.	69 74	284	H	St. Bonaventure	81 58								

Non-Div I Games: Hiram

92 36

Kent St.

Kentucky

Through Games Of Jan. 27, 2020

Average RPI Win:	147	WON-LOST	WINNING	LAST 10	STRENGTH OF	OPP. STRENGTH	TEAM	ADJ.	CONF.	ADJ CONF.
Average RPI Loss:	9	RECORD	PCT. RANK	GAMES	SCHEDULE	OF SCHEDULE	RPI	RPI	RPI	RPI
DIV. I ONLY	16- 3	23	7-3	46	31	20	20	4	4	
DIV. I NON-CONF.	11- 1	13	2-1	176	53	44	44	5	5	
TOTALS	RPI 1-25	RPI 26-50	W-L RECORDS	RPI 51-100	RPI 101-150	RPI 150+				
16- 3	1- 3	1- 0	OVERALL	4- 0	3- 0	7- 0				
11- 1	1- 1	0- 0	HOME	2- 0	1- 0	7- 0				
5- 2	0- 2	1- 0	AWAY	2- 0	2- 0	0- 0				
0- 0	0- 0	0- 0	NEUTRAL	0- 0	0- 0	0- 0				
11- 1	0- 1	1- 0	NON-CONFERENCE	2- 0	1- 0	7- 0				
8- 1	0- 1	0- 0	HOME	1- 0	0- 0	7- 0				
3- 0	0- 0	1- 0	AWAY	1- 0	1- 0	0- 0				
0- 0	0- 0	0- 0	NEUTRAL	0- 0	0- 0	0- 0				
5- 2	1- 2	0- 0	CONFERENCE	2- 0	2- 0	0- 0				
3- 0	1- 0	0- 0	HOME	1- 0	1- 0	0- 0				
2- 2	0- 2	0- 0	AWAY	1- 0	1- 0	0- 0				
0- 0	0- 0	0- 0	NEUTRAL	0- 0	0- 0	0- 0				

RPI	S	Opponent	Score	RPI	S	Opponent	Score	RPI	S	Opponent	Score	RPI	S	Opponent	Score
1	A	South Carolina	72 99	35	A	Virginia	50 47	51	H	Tennessee	80 76	126	A	California	63 61
3	H	Louisville	66 67					52	A	Middle Tenn.	67 52	127	A	Florida	65 45
17	H	Texas A&M	76 54					63	A	Alabama	81 71	136	H	Auburn	68 61
24	A	LSU	59 65					76	H	Charlotte	86 39	164	H	Samford	79 49
												175	H	Austin Peay	81 52
												235	H	Mt. St. Mary's	67 44
												242	H	Morehead St.	79 54
												250	H	Winthrop	91 36
												258	H	Stetson	67 48
												337	H	Grambling	81 35
LAST 10 Division I															
136	H	Auburn	68 61	51	H	Tennessee	80 76								
24	A	LSU	59 65	1	A	South Carolina	72 99								
17	H	Texas A&M	76 54	126	A	California	63 61								
127	A	Florida	65 45	3	H	Louisville	66 67								
63	A	Alabama	81 71	250	H	Winthrop	91 36								

Non-Div I Games:

Kentucky

■ Loss,
 ■ Non-Conf, S Site,
 ■ Home
 ■ Away
 N Neutral

Average RPI Win:	307	WON-LOST	WINNING	LAST 10	STRENGTH OF	OPP. STRENGTH	TEAM	ADJ.	CONF.	ADJ CONF.
Average RPI Loss:	241	RECORD	PCT. RANK	GAMES	SCHEDULE	OF SCHEDULE	RPI	RPI	RPI	RPI
DIV. I ONLY	4- 15	307	3-7	321	350	347	347	29	29	
DIV. I NON-CONF.	1- 10	329	0-2	262	351	343	343	30	30	
TOTALS	RPI 1-25	RPI 26-50	W-L RECORDS	RPI 51-100	RPI 101-150	RPI 150+				
4- 15	0- 0	0- 0	OVERALL	0- 1	0- 1	4- 13				
4- 7	0- 0	0- 0	HOME	0- 1	0- 1	4- 5				
0- 8	0- 0	0- 0	AWAY	0- 0	0- 0	0- 8				
0- 0	0- 0	0- 0	NEUTRAL	0- 0	0- 0	0- 0				
1- 10	0- 0	0- 0	NON-CONFERENCE	0- 1	0- 0	1- 9				
1- 6	0- 0	0- 0	HOME	0- 1	0- 0	1- 5				
0- 4	0- 0	0- 0	AWAY	0- 0	0- 0	0- 4				
0- 0	0- 0	0- 0	NEUTRAL	0- 0	0- 0	0- 0				
3- 5	0- 0	0- 0	CONFERENCE	0- 0	0- 1	3- 4				
3- 1	0- 0	0- 0	HOME	0- 0	0- 1	3- 0				
0- 4	0- 0	0- 0	AWAY	0- 0	0- 0	0- 4				
0- 0	0- 0	0- 0	NEUTRAL	0- 0	0- 0	0- 0				

RPI 1-25			RPI 26-50			RPI 51-100			RPI 101+			Team's RPI: 347
RPI	S	Opponent	Score	RPI	S	Opponent	Score	RPI	S	Opponent	Score	
						94 H Stony Brook	49 80			130 H Robert Morris	59 70	
										167 A Rhode Island	56 79	
										196 H Cleveland St.	49 79	
										201 A Lafayette	60 65	
										219 A UMass Lowell	56 65	
										235 A Mt. St. Mary's	57 75	
										246 H Saint Francis (PA)	71 53	
										248 H Fairfield	51 53	
										273 A Wagner	61 63	
										282 H Vermont	62 73	
										293 A Army West Point	60 67	
										304 H Hofstra	85 46	
										311 A St. Francis Brooklyn	63 88	
										313 A Bryant	53 57	
										324 H N.C. Central	59 61	
										332 H Fairleigh Dickinson	68 63	
										333 H Saint Peter's	74 89	
										344 H Central Conn. St.	63 61	
LAST 10 Division I												
						246 H Saint Francis (PA)	71 53			332 H Fairleigh Dickinson	68 63	
						130 H Robert Morris	59 70			311 A St. Francis Brooklyn	63 88	
						273 A Wagner	61 63			235 A Mt. St. Mary's	57 75	
						313 A Bryant	53 57			324 H N.C. Central	59 61	
						344 H Central Conn. St.	63 61			282 H Vermont	62 73	

Non-Div I Games:

LIU Brooklyn

■ Loss,
 ■ Non-Conf,
 S Site,
 ■ Home
 ■ Away
 N Neutral

Average RPI Win:	212	WON-LOST	WINNING	LAST 10	STRENGTH OF	OPP. STRENGTH	TEAM	ADJ.	CONF.	ADJ CONF.
Average RPI Loss:	141	RECORD	PCT. RANK	GAMES	SCHEDULE	OF SCHEDULE	RPI	RPI	RPI	RPI
DIV. I ONLY	6- 15	285	3-7	148	127	245	245	11	11	
DIV. I NON-CONF.	3- 9	279	0-1	201	189	279	279	11	11	
TOTALS	RPI 1-25	RPI 26-50	W-L RECORDS	RPI 51-100	RPI 101-150	RPI 150+				
6- 15	0- 2	0- 1	OVERALL	0- 2	0- 4	6- 6				
3- 6	0- 0	0- 1	HOME	0- 1	0- 1	3- 3				
3- 7	0- 2	0- 0	AWAY	0- 0	0- 2	3- 3				
0- 2	0- 0	0- 0	NEUTRAL	0- 1	0- 1	0- 0				
3- 9	0- 1	0- 1	NON-CONFERENCE	0- 1	0- 1	3- 5				
1- 4	0- 0	0- 1	HOME	0- 0	0- 0	1- 3				
2- 3	0- 1	0- 0	AWAY	0- 0	0- 0	2- 2				
0- 2	0- 0	0- 0	NEUTRAL	0- 1	0- 1	0- 0				
3- 6	0- 1	0- 0	CONFERENCE	0- 1	0- 3	3- 1				
2- 2	0- 0	0- 0	HOME	0- 1	0- 1	2- 0				
1- 4	0- 1	0- 0	AWAY	0- 0	0- 2	1- 1				
0- 0	0- 0	0- 0	NEUTRAL	0- 0	0- 0	0- 0				

RPI 1-25				RPI 26-50				RPI 51-100				RPI 101+ Team's RPI: 245			
RPI	S	Opponent	Score	RPI	S	Opponent	Score	RPI	S	Opponent	Score	RPI	S	Opponent	Score
6	A	UCLA	52 74	42	H	Yale	65 81	65	N	Ball St.	72 77	105	A	Pacific	67 76
10	A	Gonzaga	52 78					81	H	BYU	44 59	124	A	Portland	49 74
												133	N	Providence	45 48
												146	H	San Diego	59 67
												169	H	Santa Clara	75 59
												176	A	Saint Mary's (CA)	70 86
												179	A	New Mexico	73 72
												185	H	Hawaii	65 51
												216	A	Tulsa	56 75
												222	H	Georgetown	53 64
												230	H	San Francisco	76 69
												236	H	Cal St. Fullerton	74 79
												247	A	Pepperdine	84 77
												249	H	CSUN	54 56
												263	A	Long Beach St.	70 57
												298	A	UC Irvine	65 80
LAST 10 Division I															
10	A	Gonzaga	52 78	176	A	Saint Mary's (CA)	70 86								
124	A	Portland	49 74	105	A	Pacific	67 76								
247	A	Pepperdine	84 77	146	H	San Diego	59 67								
169	H	Santa Clara	75 59	81	H	BYU	44 59								
230	H	San Francisco	76 69	133	N	Providence	45 48								

Non-Div I Games: Cal St. San B'dino 94 46

LMU (CA)

■ Loss,
 ■ Non-Conf,
 ■ S Site,
 ■ Home
 ■ A Away
 N Neutral

Average RPI Win:	146	WON-LOST	WINNING	LAST 10	STRENGTH OF	OPP. STRENGTH	TEAM	ADJ.	CONF.	ADJ CONF.
Average RPI Loss:	52	RECORD	PCT. RANK	GAMES	SCHEDULE	OF SCHEDULE	RPI	RPI	RPI	RPI
DIV. I ONLY	14- 5	47	6-4	39	36	24	24	4	4	
DIV. I NON-CONF.	10- 2	30	2-1	101	58	34	34	5	5	
TOTALS	RPI 1-25	RPI 26-50	W-L RECORDS	RPI 51-100	RPI 101-150	RPI 150+				
14- 5	2- 2	2- 1	OVERALL	2- 1	2- 1	6- 0				
8- 1	1- 1	1- 0	HOME	1- 0	1- 0	4- 0				
4- 4	1- 1	1- 1	AWAY	0- 1	1- 1	1- 0				
2- 0	0- 0	0- 0	NEUTRAL	1- 0	0- 0	1- 0				
10- 2	0- 1	2- 1	NON-CONFERENCE	1- 0	2- 0	5- 0				
5- 1	0- 1	1- 0	HOME	0- 0	1- 0	3- 0				
3- 1	0- 0	1- 1	AWAY	0- 0	1- 0	1- 0				
2- 0	0- 0	0- 0	NEUTRAL	1- 0	0- 0	1- 0				
4- 3	2- 1	0- 0	CONFERENCE	1- 1	0- 1	1- 0				
3- 0	1- 0	0- 0	HOME	1- 0	0- 0	1- 0				
1- 3	1- 1	0- 0	AWAY	0- 1	0- 1	0- 0				
0- 0	0- 0	0- 0	NEUTRAL	0- 0	0- 0	0- 0				

RPI 1-25				RPI 26-50				RPI 51-100				RPI 101+			
RPI	S	Opponent	Score	RPI	S	Opponent	Score	RPI	S	Opponent	Score	RPI	S	Opponent	Score
11	A	Mississippi St.	60 64	31	A	FGCU	74 63	51	A	Tennessee	58 63	125	A	Tulane	59 54
16	H	Florida St.	62 70	36	A	Oklahoma	68 90	63	H	Alabama	71 60	145	A	Missouri	65 69
17	A	Texas A&M	57 54	37	H	Rutgers	64 58	96	N	Michigan St.	58 56	149	H	New Orleans	83 49
20	H	Kentucky	65 59									160	N	Memphis	89 58
												198	A	Little Rock	65 50
												232	H	Southeastern La.	62 52
												275	H	Ole Miss	52 44
												294	H	Nicholls St.	63 32
												350	H	Florida A&M	73 45
LAST 10 Division I															
51	A	Tennessee	58 63	145	A	Missouri	65 69								
20	H	Kentucky	65 59	63	H	Alabama	71 60								
11	A	Mississippi St.	60 64	350	H	Florida A&M	73 45								
275	H	Ole Miss	52 44	31	A	FGCU	74 63								
17	A	Texas A&M	57 54	36	A	Oklahoma	68 90								

Non-Div I Games:

LSU

■ Loss,
■ Non-Conf,
■ S Site,
■ H Home
■ A Away
N Neutral

Average RPI Win:	232	WON-LOST	WINNING	LAST 10	STRENGTH OF	OPP. STRENGTH	TEAM	ADJ.	CONF.	ADJ CONF.
Average RPI Loss:	115	RECORD	PCT. RANK	GAMES	SCHEDULE	OF SCHEDULE	RPI	RPI	RPI	RPI
DIV. I ONLY	8- 12	231	2-8	115	191	197	197	12	12	
DIV. I NON-CONF.	6- 7	182	0-3	118	283	165	165	12	12	
TOTALS	RPI 1-25	RPI 26-50	W-L RECORDS	RPI 51-100	RPI 101-150	RPI 150+				
8- 12	0- 0	0- 0	OVERALL	0- 6	1- 5	7- 1				
4- 6	0- 0	0- 0	HOME	0- 4	1- 2	3- 0				
3- 6	0- 0	0- 0	AWAY	0- 2	0- 3	3- 1				
1- 0	0- 0	0- 0	NEUTRAL	0- 0	0- 0	1- 0				
6- 7	0- 0	0- 0	NON-CONFERENCE	0- 4	1- 2	5- 1				
2- 4	0- 0	0- 0	HOME	0- 2	1- 2	1- 0				
3- 3	0- 0	0- 0	AWAY	0- 2	0- 0	3- 1				
1- 0	0- 0	0- 0	NEUTRAL	0- 0	0- 0	1- 0				
2- 5	0- 0	0- 0	CONFERENCE	0- 2	0- 3	2- 0				
2- 2	0- 0	0- 0	HOME	0- 2	0- 0	2- 0				
0- 3	0- 0	0- 0	AWAY	0- 0	0- 3	0- 0				
0- 0	0- 0	0- 0	NEUTRAL	0- 0	0- 0	0- 0				

RPI S	Opponent	Score	RPI S	Opponent	Score	RPI S	Opponent	Score	RPI S	Opponent	Score	Team's RPI: 197
						55	H Temple	69 72	107	A Duquesne	56 82	
						69	A Drexel	31 69	117	A Richmond	61 63	
						79	H Dayton	58 98	120	H Penn	49 65	
						89	H Villanova	69 77	130	H Robert Morris	68 71	
						93	A Rider	43 70	142	H Harvard	75 69	
						99	H Saint Louis	61 77	147	A Massachusetts	62 76	
									181	A Norfolk St.	55 52	
									183	H Saint Joseph's	67 59	
									187	A Penn St.	69 67	
									238	A Howard	78 62	
									276	A Navy	46 61	
									284	H St. Bonaventure	67 61	
									302	N UMBC	74 58	
									341	H Coppin St.	79 46	
LAST 10 Division I												
			183	H Saint Joseph's	67 59	99	H Saint Louis	61 77				
			117	A Richmond	61 63	79	H Dayton	58 98				
			284	H St. Bonaventure	67 61	55	H Temple	69 72				
			147	A Massachusetts	62 76	89	H Villanova	69 77				
			107	A Duquesne	56 82	69	A Drexel	31 69				

Non-Div I Games:

La Salle

■ Loss,
 ■ Non-Conf,
 ■ S Site,
 ■ H Home
 ■ A Away
 N Neutral

La.-Monroe

Through Games Of Jan. 27, 2020

Average RPI Win:	329	WON-LOST	WINNING	LAST 10	STRENGTH OF	OPP. STRENGTH	TEAM	ADJ.	CONF.	ADJ CONF.
Average RPI Loss:	221	RECORD	PCT. RANK	GAMES	SCHEDULE	OF SCHEDULE	RPI	RPI	RPI	RPI
DIV. I ONLY	3- 16	325	2-8	340	324	346	346	22	22	
DIV. I NON-CONF.	2- 9	304	1-1	346	340	351	351	21	21	
TOTALS	RPI 1-25	RPI 26-50	W-L RECORDS	RPI 51-100	RPI 101-150	RPI 150+				
3- 16	0- 0	0- 0	OVERALL	0- 1	0- 3	3- 12				
2- 5	0- 0	0- 0	HOME	0- 1	0- 0	2- 4				
1- 11	0- 0	0- 0	AWAY	0- 0	0- 3	1- 8				
0- 0	0- 0	0- 0	NEUTRAL	0- 0	0- 0	0- 0				
2- 9	0- 0	0- 0	NON-CONFERENCE	0- 0	0- 1	2- 8				
2- 3	0- 0	0- 0	HOME	0- 0	0- 0	2- 3				
0- 6	0- 0	0- 0	AWAY	0- 0	0- 1	0- 5				
0- 0	0- 0	0- 0	NEUTRAL	0- 0	0- 0	0- 0				
1- 7	0- 0	0- 0	CONFERENCE	0- 1	0- 2	1- 4				
0- 2	0- 0	0- 0	HOME	0- 1	0- 0	0- 1				
1- 5	0- 0	0- 0	AWAY	0- 0	0- 2	1- 3				
0- 0	0- 0	0- 0	NEUTRAL	0- 0	0- 0	0- 0				

RPI 1-25			RPI 26-50			RPI 51-100			RPI 101+			Team's RPI: 346
RPI	S	Opponent	Score	RPI	S	Opponent	Score	RPI	S	Opponent	Score	
						64	H Troy	65	72	101	A UT Arlington	34 72
										129	A Louisiana	55 68
										139	A Tennessee Tech	68 75
										151	A Texas Tech	38 83
										198	H Little Rock	50 70
										199	H Southern Miss.	42 57
										232	H Southeastern La.	52 65
										234	A North Texas	51 63
										262	A South Alabama	63 72
										275	A Ole Miss	42 66
										290	A Ga. Southern	47 64
										292	A Texas St.	58 55
										294	A Nicholls St.	59 74
										319	A McNeese	69 72
										323	A Georgia St.	52 68
										329	H Houston Baptist	65 72
										343	H Northwestern St.	63 54
										351	H Mississippi Val.	74 66
LAST 10 Division I												
129	A	Louisiana	55 68	64	H	Troy	65 72					
198	H	Little Rock	50 70	323	A	Georgia St.	52 68					
101	A	UT Arlington	34 72	290	A	Ga. Southern	47 64					
292	A	Texas St.	58 55	351	H	Mississippi Val.	74 66					
262	A	South Alabama	63 72	151	A	Texas Tech	38 83					

Non-Div I Games:

La.-Monroe

■ Loss,
■ Non-Conf,
■ S Site,
■ H Home
■ A Away
N Neutral

Average RPI Win:	264	WON-LOST	WINNING	LAST 10	STRENGTH OF	OPP. STRENGTH	TEAM	ADJ.	CONF.	ADJ CONF.
Average RPI Loss:	140	RECORD	PCT. RANK	GAMES	SCHEDULE	OF SCHEDULE	RPI	RPI	RPI	RPI
DIV. I ONLY	9- 9	176	5-5	212	292	201	201	15	15	
DIV. I NON-CONF.	4- 6	212	0-2	273	336	286	286	16	16	
TOTALS	RPI 1-25	RPI 26-50	W-L RECORDS	RPI 51-100	RPI 101-150	RPI 150+				
9- 9	0- 0	0- 1	OVERALL	0- 3	1- 2	8- 3				
7- 2	0- 0	0- 0	HOME	0- 0	1- 1	6- 1				
2- 7	0- 0	0- 1	AWAY	0- 3	0- 1	2- 2				
0- 0	0- 0	0- 0	NEUTRAL	0- 0	0- 0	0- 0				
4- 6	0- 0	0- 1	NON-CONFERENCE	0- 1	0- 1	4- 3				
3- 2	0- 0	0- 0	HOME	0- 0	0- 1	3- 1				
1- 4	0- 0	0- 1	AWAY	0- 1	0- 0	1- 2				
0- 0	0- 0	0- 0	NEUTRAL	0- 0	0- 0	0- 0				
5- 3	0- 0	0- 0	CONFERENCE	0- 2	1- 1	4- 0				
4- 0	0- 0	0- 0	HOME	0- 0	1- 0	3- 0				
1- 3	0- 0	0- 0	AWAY	0- 2	0- 1	1- 0				
0- 0	0- 0	0- 0	NEUTRAL	0- 0	0- 0	0- 0				

RPI 1-25				RPI 26-50				RPI 51-100				RPI 101+				Team's RPI: 201	
RPI	S	Opponent	Score	RPI	S	Opponent	Score	RPI	S	Opponent	Score	RPI	S	Opponent	Score		
				44	A	St. John's (NY)	44 76	60	A	Bucknell	36 50	107	H	Duquesne	65 73		
								74	A	Seton Hall	50 74	116	H	Lehigh	61 53		
								87	A	Colgate	52 73	118	A	Holy Cross	56 57		
												180	A	Binghamton	64 74		
												202	H	Boston U.	59 57		
												220	H	Manhattan	60 53		
												274	H	Loyola Maryland	55 52		
												276	H	Navy	79 52		
												286	A	Monmouth	44 52		
												293	A	Army West Point	57 52		
												302	H	UMBC	58 65		
												314	A	Albany (NY)	54 47		
												332	H	Fairleigh Dickinson	61 29		
												347	H	LIU Brooklyn	65 60		
LAST 10 Division I																	
				116	H	Lehigh	61 53	118	A	Holy Cross	56 57						
				293	A	Army West Point	57 52	60	A	Bucknell	36 50						
				276	H	Navy	79 52	202	H	Boston U.	59 57						
				87	A	Colgate	52 73	302	H	UMBC	58 65						
				274	H	Loyola Maryland	55 52	74	A	Seton Hall	50 74						

Non-Div I Games:

Lafayette

Average RPI Win:	264	WON-LOST	WINNING	LAST 10	STRENGTH OF	OPP. STRENGTH	TEAM	ADJ.	CONF.	ADJ CONF.
Average RPI Loss:	138	RECORD	PCT. RANK	GAMES	SCHEDULE	OF SCHEDULE	RPI	RPI	RPI	RPI
DIV. I ONLY	6- 11	250	4-6	116	295	217	217	23	23	
DIV. I NON-CONF.	2- 5	259	0	15	162	137	137	20	20	
TOTALS	RPI 1-25	RPI 26-50	W-L RECORDS	RPI 51-100	RPI 101-150	RPI 150+				
6- 11	0- 2	0- 1	OVERALL	1- 1	0- 4	5- 3				
3- 4	0- 0	0- 0	HOME	0- 0	0- 3	3- 1				
2- 7	0- 2	0- 1	AWAY	0- 1	0- 1	2- 2				
1- 0	0- 0	0- 0	NEUTRAL	1- 0	0- 0	0- 0				
2- 5	0- 2	0- 1	NON-CONFERENCE	1- 0	0- 1	1- 1				
1- 1	0- 0	0- 0	HOME	0- 0	0- 1	1- 0				
0- 4	0- 2	0- 1	AWAY	0- 0	0- 0	0- 1				
1- 0	0- 0	0- 0	NEUTRAL	1- 0	0- 0	0- 0				
4- 6	0- 0	0- 0	CONFERENCE	0- 1	0- 3	4- 2				
2- 3	0- 0	0- 0	HOME	0- 0	0- 2	2- 1				
2- 3	0- 0	0- 0	AWAY	0- 1	0- 1	2- 1				
0- 0	0- 0	0- 0	NEUTRAL	0- 0	0- 0	0- 0				

RPI 1-25				RPI 26-50				RPI 51-100				RPI 101+ Team's RPI: 217			
RPI	S	Opponent	Score	RPI	S	Opponent	Score	RPI	S	Opponent	Score	RPI	S	Opponent	Score
9	A	Baylor	28 90	45	A	Oklahoma St.	53 74	82	A	Abilene Christian	72 78	129	H	Louisiana	63 74
19	A	NC State	40 81					97	N	Idaho	47 44	138	H	SFA	53 54
												140	A	A&M-Corpus Christi	39 49
												149	H	New Orleans	57 62
												162	A	Sam Houston St.	47 68
												232	A	Southeastern La.	65 57
												289	H	Denver	71 59
												294	A	Nicholls St.	84 78
												310	H	Incarnate Word	48 67
												329	H	Houston Baptist	60 53
												336	A	Cal Poly	56 57
												343	H	Northwestern St.	61 58
LAST 10 Division I															
138	H	SFA	53 54	294	A	Nicholls St.	84 78								
310	H	Incarnate Word	48 67	82	A	Abilene Christian	72 78								
140	A	A&M-Corpus Christi	39 49	149	H	New Orleans	57 62								
162	A	Sam Houston St.	47 68	343	H	Northwestern St.	61 58								
329	H	Houston Baptist	60 53	232	A	Southeastern La.	65 57								

Non-Div I Games: Howard Payne 96 36 LeTourneau 90 38

Lamar University

Loss, Non-Conf, S Site, H Home A Away N Neutral

Average RPI Win: 232	WON-LOST	WINNING	LAST 10	STRENGTH OF	OPP. STRENGTH	TEAM	ADJ.	CONF.	ADJ CONF.
Average RPI Loss: 105	RECORD	PCT. RANK	GAMES	SCHEDULE	OF SCHEDULE	RPI	RPI	RPI	RPI
DIV. I ONLY	12- 6	76	6-4	214	175	116	116	15	15
DIV. I NON-CONF.	7- 3	80	1-1	216	207	95	95	16	16
TOTALS	RPI 1-25	RPI 26-50	W-L RECORDS	RPI 51-100	RPI 101-150	RPI 150+			
12- 6	0- 0	0- 0	OVERALL	1- 3	1- 2	10- 1			
5- 2	0- 0	0- 0	HOME	1- 1	1- 1	3- 0			
7- 2	0- 0	0- 0	AWAY	0- 1	0- 0	7- 1			
0- 2	0- 0	0- 0	NEUTRAL	0- 1	0- 1	0- 0			
7- 3	0- 0	0- 0	NON-CONFERENCE	1- 2	1- 1	5- 0			
3- 0	0- 0	0- 0	HOME	1- 0	1- 0	1- 0			
4- 1	0- 0	0- 0	AWAY	0- 1	0- 0	4- 0			
0- 2	0- 0	0- 0	NEUTRAL	0- 1	0- 1	0- 0			
5- 3	0- 0	0- 0	CONFERENCE	0- 1	0- 1	5- 1			
2- 2	0- 0	0- 0	HOME	0- 1	0- 1	2- 0			
3- 1	0- 0	0- 0	AWAY	0- 0	0- 0	3- 1			
0- 0	0- 0	0- 0	NEUTRAL	0- 0	0- 0	0- 0			

RPI 1-25				RPI 26-50				RPI 51-100				RPI 101+				Team's RPI: 116	
RPI	S	Opponent	Score	RPI	S	Opponent	Score	RPI	S	Opponent	Score	RPI	S	Opponent	Score		
								60	H	Bucknell	50	71	115	N	Fordham	57	59
								65	N	Ball St.	52	54	118	H	Holy Cross	57	74
								70	A	Minnesota	49	77	148	H	George Washington	59	53
								74	H	Seton Hall	75	68	172	A	Merrimack	72	68
													190	A	American	64	63
													201	A	Lafayette	53	61
													202	H	Boston U.	51	34
													235	A	Mt. St. Mary's	66	65
													259	A	Delaware St.	68	38
													274	A	Loyola Maryland	55	53
													276	A	Navy	60	53
													276	H	Navy	70	40
													333	A	Saint Peter's	80	71
													344	H	Central Conn. St.	70	51
LAST 10 Division I																	
				201	A	Lafayette	53	61	202	H	Boston U.	51	34				
				118	H	Holy Cross	57	74	274	A	Loyola Maryland	55	53				
				60	H	Bucknell	50	71	276	H	Navy	70	40				
				276	A	Navy	60	53	333	A	Saint Peter's	80	71				
				190	A	American	64	63	70	A	Minnesota	49	77				

Non-Div I Games: Bloomsburg 91 43

Lehigh

Liberty

Through Games Of Jan. 27, 2020

Average RPI Win:	219	WON-LOST	WINNING	LAST 10	STRENGTH OF	OPP. STRENGTH	TEAM	ADJ.	CONF.	ADJ CONF.
Average RPI Loss:	107	RECORD	PCT. RANK	GAMES	SCHEDULE	OF SCHEDULE	RPI	RPI	RPI	RPI
DIV. I ONLY	11- 9	150	7-3	110	160	113	113	16	16	
DIV. I NON-CONF.	7- 6	161	3-0	83	169	103	103	15	15	
TOTALS	RPI 1-25	RPI 26-50	W-L RECORDS	RPI 51-100	RPI 101-150	RPI 150+				
11- 9	0- 1	0- 3	OVERALL	1- 1	0- 1	10- 3				
3- 4	0- 0	0- 0	HOME	0- 0	0- 1	3- 3				
6- 4	0- 0	0- 3	AWAY	0- 1	0- 0	6- 0				
2- 1	0- 1	0- 0	NEUTRAL	1- 0	0- 0	1- 0				
7- 6	0- 1	0- 2	NON-CONFERENCE	1- 0	0- 1	6- 2				
1- 3	0- 0	0- 0	HOME	0- 0	0- 1	1- 2				
4- 2	0- 0	0- 2	AWAY	0- 0	0- 0	4- 0				
2- 1	0- 1	0- 0	NEUTRAL	1- 0	0- 0	1- 0				
4- 3	0- 0	0- 1	CONFERENCE	0- 1	0- 0	4- 1				
2- 1	0- 0	0- 0	HOME	0- 0	0- 0	2- 1				
2- 2	0- 0	0- 1	AWAY	0- 1	0- 0	2- 0				
0- 0	0- 0	0- 0	NEUTRAL	0- 0	0- 0	0- 0				

RPI 1-25				RPI 26-50				RPI 51-100				RPI 101+ Team's RPI: 113			
RPI	S	Opponent	Score	RPI	S	Opponent	Score	RPI	S	Opponent	Score	RPI	S	Opponent	Score
14	N	Oregon St.	55 68	28	A	Virginia Tech	69 73	53	N	Bradley	75 63	123	H	UNC Greensboro	53 58
				31	A	FGCU	57 64	80	A	North Florida	50 65	171	H	North Ala.	71 76
				46	A	James Madison	53 76					181	A	Norfolk St.	67 48
												184	A	Hampton	83 59
												189	N	Miami (OH)	65 53
												204	H	Jacksonville	85 76
												227	A	UMKC	68 44
												233	H	Chattanooga	54 71
												239	H	ETSU	62 63
												246	A	Saint Francis (PA)	71 52
												258	A	Stetson	57 48
												265	H	Lipscomb	64 60
												272	H	East Carolina	81 66
												330	A	NJIT	67 53
LAST 10 Division I															
				80	A	North Florida	50 65	31	A	FGCU	57 64				
				258	A	Stetson	57 48	330	A	NJIT	67 53				
				265	H	Lipscomb	64 60	227	A	UMKC	68 44				
				171	H	North Ala.	71 76	53	N	Bradley	75 63				
				204	H	Jacksonville	85 76	246	A	Saint Francis (PA)	71 52				

Non-Div I Games:

Liberty

Loss, Non-Conf, S Site, H Home A Away N Neutral

Average RPI Win:	289	WON-LOST	WINNING	LAST 10	STRENGTH OF	OPP. STRENGTH	TEAM	ADJ.	CONF.	ADJ CONF.
Average RPI Loss:	136	RECORD	PCT. RANK	GAMES	SCHEDULE	OF SCHEDULE	RPI	RPI	RPI	RPI
DIV. I ONLY	4- 16	309	2-8	96	264	265	265	16	16	
DIV. I NON-CONF.	2- 10	313	0-2	82	312	268	268	15	15	
TOTALS	RPI 1-25	RPI 26-50	W-L RECORDS	RPI 51-100	RPI 101-150	RPI 150+				
4- 16	0- 0	0- 1	OVERALL	0- 7	0- 2	4- 6				
1- 7	0- 0	0- 0	HOME	0- 2	0- 0	1- 5				
3- 7	0- 0	0- 1	AWAY	0- 3	0- 2	3- 1				
0- 2	0- 0	0- 0	NEUTRAL	0- 2	0- 0	0- 0				
2- 10	0- 0	0- 0	NON-CONFERENCE	0- 6	0- 1	2- 3				
1- 3	0- 0	0- 0	HOME	0- 1	0- 0	1- 2				
1- 5	0- 0	0- 0	AWAY	0- 3	0- 1	1- 1				
0- 2	0- 0	0- 0	NEUTRAL	0- 2	0- 0	0- 0				
2- 6	0- 0	0- 1	CONFERENCE	0- 1	0- 1	2- 3				
0- 4	0- 0	0- 0	HOME	0- 1	0- 0	0- 3				
2- 2	0- 0	0- 1	AWAY	0- 0	0- 1	2- 0				
0- 0	0- 0	0- 0	NEUTRAL	0- 0	0- 0	0- 0				

RPI 1-25				RPI 26-50				RPI 51-100				RPI 101+				Team's RPI: 265	
RPI	S	Opponent	Score	RPI	S	Opponent	Score	RPI	S	Opponent	Score	RPI	S	Opponent	Score		
				31	A	FGCU	56 82	52	A	Middle Tenn.	49 70	113	A	Liberty	60 64		
								66	H	Belmont	68 69	139	A	Tennessee Tech	58 78		
								72	N	Marist	63 74	171	H	North Ala.	72 84		
								79	A	Dayton	60 82	204	H	Jacksonville	64 73		
								80	H	North Florida	60 68	211	H	Kennesaw St.	66 74		
								86	A	UT Martin	67 83	223	H	Murray St.	57 67		
								93	N	Rider	76 81	228	H	Northern Ky.	71 69		
												243	H	Eastern Ill.	56 66		
												258	A	Stetson	65 59		
												309	A	Jacksonville St.	63 65		
												330	A	NJIT	65 57		
												340	A	Tennessee St.	74 64		
LAST 10 Division I																	
204	H	Jacksonville	64 73	171	H	North Ala.	72 84										
80	H	North Florida	60 68	258	A	Stetson	65 59										
330	A	NJIT	65 57	31	A	FGCU	56 82										
113	A	Liberty	60 64	139	A	Tennessee Tech	58 78										
211	H	Kennesaw St.	66 74	86	A	UT Martin	67 83										

Non-Div I Games: Queens (NC) 86 45

Lipscomb

■ Loss,
 ■ Non-Conf,
 ■ S Site,
 ■ H Home
 ■ A Away
 N Neutral

Little Rock

Through Games Of Jan. 27, 2020

Average RPI Win:	270	WON-LOST	WINNING	LAST 10	STRENGTH OF	OPP. STRENGTH	TEAM	ADJ.	CONF.	ADJ CONF.
Average RPI Loss:	93	RECORD	PCT. RANK	GAMES	SCHEDULE	OF SCHEDULE	RPI	RPI	RPI	RPI
DIV. I ONLY	8- 11	220	6-4	149	128	198	198	22	22	
DIV. I NON-CONF.	2- 9	304	0-2	40	26	223	223	21	21	
TOTALS	RPI 1-25	RPI 26-50	W-L RECORDS	RPI 51-100	RPI 101-150	RPI 150+				
8- 11	0- 3	0- 2	OVERALL	0- 1	0- 2	8- 3				
6- 4	0- 1	0- 0	HOME	0- 0	0- 1	6- 2				
2- 7	0- 2	0- 2	AWAY	0- 1	0- 1	2- 1				
0- 0	0- 0	0- 0	NEUTRAL	0- 0	0- 0	0- 0				
2- 9	0- 3	0- 2	NON-CONFERENCE	0- 1	0- 0	2- 3				
2- 3	0- 1	0- 0	HOME	0- 0	0- 0	2- 2				
0- 6	0- 2	0- 2	AWAY	0- 1	0- 0	0- 1				
0- 0	0- 0	0- 0	NEUTRAL	0- 0	0- 0	0- 0				
6- 2	0- 0	0- 0	CONFERENCE	0- 0	0- 2	6- 0				
4- 1	0- 0	0- 0	HOME	0- 0	0- 1	4- 0				
2- 1	0- 0	0- 0	AWAY	0- 0	0- 1	2- 0				
0- 0	0- 0	0- 0	NEUTRAL	0- 0	0- 0	0- 0				

RPI S	Opponent	Score	RPI S	Opponent	Score	RPI S	Opponent	Score	RPI S	Opponent	Score	Team's RPI: 198
11	A Mississippi St.	50 89	26	A Western Ky.	58 77	100	A Rice	40 66	101	A UT Arlington	58 65	
17	A Texas A&M	35 78	47	A Arkansas	53 86				122	H Coastal Caro.	48 68	
24	H LSU	50 65							160	H Memphis	50 68	
									168	A Fla. Atlantic	72 79	
									206	H Central Ark.	63 48	
									209	H Arkansas St.	67 58	
									216	H Tulsa	63 51	
									251	H Louisiana Tech	38 43	
									281	H Appalachian St.	68 63	
									290	H Ga. Southern	58 46	
									292	A Texas St.	78 66	
									323	H Georgia St.	66 46	
									346	A La.-Monroe	70 50	
LAST 10 Division I												
281	H Appalachian St.	68 63	290	H Ga. Southern	58 46							
346	A La.-Monroe	70 50	101	A UT Arlington	58 65							
209	H Arkansas St.	67 58	292	A Texas St.	78 66							
122	H Coastal Caro.	48 68	11	A Mississippi St.	50 89							
323	H Georgia St.	66 46	47	A Arkansas	53 86							

Non-Div I Games:

Little Rock

Loss, Non-Conf, S Site, H Home A Away N Neutral

Average RPI Win:	258	WON-LOST	WINNING	LAST 10	STRENGTH OF	OPP. STRENGTH	TEAM	ADJ.	CONF.	ADJ CONF.
Average RPI Loss:	179	RECORD	PCT. RANK	GAMES	SCHEDULE	OF SCHEDULE	RPI	RPI	RPI	RPI
DIV. I ONLY	8- 10	206	6-4	315	158	263	263	27	27	
DIV. I NON-CONF.	4- 8	235	2-2	296	88	283	283	26	26	
TOTALS	RPI 1-25	RPI 26-50	W-L RECORDS	RPI 51-100	RPI 101-150	RPI 150+				
8- 10	0- 2	0- 0	OVERALL	0- 1	0- 1	8- 6				
4- 3	0- 1	0- 0	HOME	0- 0	0- 0	4- 2				
2- 7	0- 1	0- 0	AWAY	0- 1	0- 1	2- 4				
2- 0	0- 0	0- 0	NEUTRAL	0- 0	0- 0	2- 0				
4- 8	0- 2	0- 0	NON-CONFERENCE	0- 1	0- 1	4- 4				
1- 3	0- 1	0- 0	HOME	0- 0	0- 0	1- 2				
1- 5	0- 1	0- 0	AWAY	0- 1	0- 1	1- 2				
2- 0	0- 0	0- 0	NEUTRAL	0- 0	0- 0	2- 0				
4- 2	0- 0	0- 0	CONFERENCE	0- 0	0- 0	4- 2				
3- 0	0- 0	0- 0	HOME	0- 0	0- 0	3- 0				
1- 2	0- 0	0- 0	AWAY	0- 0	0- 0	1- 2				
0- 0	0- 0	0- 0	NEUTRAL	0- 0	0- 0	0- 0				

RPI 1-25				RPI 26-50				RPI 51-100				RPI 101+ Team's RPI: 263			
RPI	S	Opponent	Score	RPI	S	Opponent	Score	RPI	S	Opponent	Score	RPI	S	Opponent	Score
2	H	Oregon	45 81					75	A	Southern California	40 57	126	A	California	45 68
6	A	UCLA	51 86									169	A	Santa Clara	54 46
												185	H	Hawaii	62 55
												187	N	Penn St.	64 56
												192	A	UC Davis	55 57
												236	A	Cal St. Fullerton	65 69
												245	H	LMU (CA)	57 70
												249	H	CSUN	60 52
												283	H	Utah St.	48 56
												296	A	California Baptist	70 79
												298	A	UC Irvine	56 46
												315	H	Air Force	74 68
												321	N	UTRGV	69 65
												331	A	Seattle U	54 66
												336	H	Cal Poly	72 69
LAST 10 Division I															
298	A	UC Irvine	56 46	336	H	Cal Poly	72 69								
185	H	Hawaii	62 55	75	A	Southern California	40 57								
249	H	CSUN	60 52	321	N	UTRGV	69 65								
192	A	UC Davis	55 57	315	H	Air Force	74 68								
236	A	Cal St. Fullerton	65 69	2	H	Oregon	45 81								

Non-Div I Games: Westcliff 94 47 Bethesda (CA) 90 43

Long Beach St.

Loss, Non-Conf, S Site, H Home A Away N Neutral

Average RPI Win:	281	WON-LOST	WINNING	LAST 10	STRENGTH OF	OPP. STRENGTH	TEAM	ADJ.	CONF.	ADJ CONF.
Average RPI Loss:	193	RECORD	PCT. RANK	GAMES	SCHEDULE	OF SCHEDULE	RPI	RPI	RPI	RPI
DIV. I ONLY	9- 9	176	6-4	319	301	271	271	26	26	
DIV. I NON-CONF.	4- 5	195	1-0	314	186	267	267	27	27	
TOTALS	RPI 1-25	RPI 26-50	W-L RECORDS	RPI 51-100	RPI 101-150	RPI 150+				
9- 9	0- 0	0- 1	OVERALL	0- 0	0- 2	9- 6				
6- 4	0- 0	0- 0	HOME	0- 0	0- 1	6- 3				
3- 5	0- 0	0- 1	AWAY	0- 0	0- 1	3- 3				
0- 0	0- 0	0- 0	NEUTRAL	0- 0	0- 0	0- 0				
4- 5	0- 0	0- 1	NON-CONFERENCE	0- 0	0- 1	4- 3				
3- 1	0- 0	0- 0	HOME	0- 0	0- 0	3- 1				
1- 4	0- 0	0- 1	AWAY	0- 0	0- 1	1- 2				
0- 0	0- 0	0- 0	NEUTRAL	0- 0	0- 0	0- 0				
5- 4	0- 0	0- 0	CONFERENCE	0- 0	0- 1	5- 3				
3- 3	0- 0	0- 0	HOME	0- 0	0- 1	3- 2				
2- 1	0- 0	0- 0	AWAY	0- 0	0- 0	2- 1				
0- 0	0- 0	0- 0	NEUTRAL	0- 0	0- 0	0- 0				

RPI 1-25			RPI 26-50			RPI 51-100			RPI 101+ Team's RPI: 271		
RPI	S	Opponent	Score	RPI	S	Opponent	Score	RPI	S	Opponent	Score
				46	A	James Madison	53 93	127	A	Florida	54 71
								141	H	Campbell	55 70
								181	A	Norfolk St.	46 49
								207	H	High Point	69 76
								224	H	Brown	86 76
								231	H	Radford	61 62
								237	H	Gardner-Webb	80 70
								250	A	Winthrop	63 74
								252	H	UNCW	59 58
								254	H	UNC Asheville	73 56
								259	H	Delaware St.	78 62
								272	H	East Carolina	61 64
								285	A	Wofford	76 79
								299	A	Presbyterian	71 60
								327	A	UMES	71 62
								334	H	Charleston So.	84 64
								342	A	USC Upstate	70 62
LAST 10 Division I											
254	H	UNC Asheville	73 56	334	H	Charleston So.	84 64				
250	A	Winthrop	63 74	141	H	Campbell	55 70				
207	H	High Point	69 76	299	A	Presbyterian	71 60				
231	H	Radford	61 62	237	H	Gardner-Webb	80 70				
342	A	USC Upstate	70 62	327	A	UMES	71 62				

Non-Div I Games:

Longwood

■ Loss,
 ■ Non-Conf,
 ■ S Site,
 ■ H Home
 ■ A Away
 N Neutral

Louisiana

Through Games Of Jan. 27, 2020

Average RPI Win:	244	WON-LOST	WINNING	LAST 10	STRENGTH OF	OPP. STRENGTH	TEAM	ADJ.	CONF.	ADJ CONF.
Average RPI Loss:	161	RECORD	PCT. RANK	GAMES	SCHEDULE	OF SCHEDULE	RPI	RPI	RPI	RPI
DIV. I ONLY	11- 6	97	7-3	267	236	129	129	22	22	
DIV. I NON-CONF.	5- 4	140	1-1	237	203	142	142	21	21	
TOTALS	RPI 1-25	RPI 26-50	W-L RECORDS	RPI 51-100	RPI 101-150	RPI 150+				
11- 6	0- 1	0- 0	OVERALL	1- 0	1- 1	9- 4				
5- 1	0- 1	0- 0	HOME	0- 0	0- 0	5- 0				
6- 5	0- 0	0- 0	AWAY	1- 0	1- 1	4- 4				
0- 0	0- 0	0- 0	NEUTRAL	0- 0	0- 0	0- 0				
5- 4	0- 1	0- 0	NON-CONFERENCE	0- 0	1- 0	4- 3				
2- 1	0- 1	0- 0	HOME	0- 0	0- 0	2- 0				
3- 3	0- 0	0- 0	AWAY	0- 0	1- 0	2- 3				
0- 0	0- 0	0- 0	NEUTRAL	0- 0	0- 0	0- 0				
6- 2	0- 0	0- 0	CONFERENCE	1- 0	0- 1	5- 1				
3- 0	0- 0	0- 0	HOME	0- 0	0- 0	3- 0				
3- 2	0- 0	0- 0	AWAY	1- 0	0- 1	2- 1				
0- 0	0- 0	0- 0	NEUTRAL	0- 0	0- 0	0- 0				

RPI 1-25				RPI 26-50				RPI 51-100				RPI 101+ Team's RPI: 129			
RPI	S	Opponent	Score	RPI	S	Opponent	Score	RPI	S	Opponent	Score	RPI	S	Opponent	Score
11	H	Mississippi St.	48 64					64	A	Troy	79 73	101	A	UT Arlington	52 79
												149	A	New Orleans	65 60
												162	A	Sam Houston St.	73 77
												165	A	Jackson St.	54 65
												209	H	Arkansas St.	83 43
												217	A	Lamar University	74 63
												232	H	Southeastern La.	60 50
												234	A	North Texas	66 69
												262	H	South Alabama	73 68
												275	A	Ole Miss	53 42
												290	A	Ga. Southern	67 83
												292	A	Texas St.	73 67
												319	H	McNeese	75 55
												323	A	Georgia St.	75 65
												346	H	La.-Monroe	68 55
LAST 10 Division I															
346	H	La.-Monroe	68 55	262	H	South Alabama	73 68								
209	H	Arkansas St.	83 43	290	A	Ga. Southern	67 83								
292	A	Texas St.	73 67	323	A	Georgia St.	75 65								
101	A	UT Arlington	52 79	165	A	Jackson St.	54 65								
64	A	Troy	79 73	275	A	Ole Miss	53 42								

Non-Div I Games: Loyola (LA) 67 51 Xavier (LA) 62 49

Louisiana

Loss, Non-Conf, S Site, H Home A Away N Neutral

Average RPI Win:	215	WON-LOST	WINNING	LAST 10	STRENGTH OF	OPP. STRENGTH	TEAM	ADJ.	CONF.	ADJ CONF.
Average RPI Loss:	193	RECORD	PCT. RANK	GAMES	SCHEDULE	OF SCHEDULE	RPI	RPI	RPI	RPI
DIV. I ONLY	8- 8	176	5-5	273	172	251	251	13	13	
DIV. I NON-CONF.	6- 3	90	3-0	336	206	225	225	13	13	
TOTALS	RPI 1-25	RPI 26-50	W-L RECORDS	RPI 51-100	RPI 101-150	RPI 150+				
8- 8	0- 0	0- 0	OVERALL	1- 1	0- 1	7- 6				
7- 3	0- 0	0- 0	HOME	1- 0	0- 1	6- 2				
1- 5	0- 0	0- 0	AWAY	0- 1	0- 0	1- 4				
0- 0	0- 0	0- 0	NEUTRAL	0- 0	0- 0	0- 0				
6- 3	0- 0	0- 0	NON-CONFERENCE	0- 0	0- 0	6- 3				
5- 1	0- 0	0- 0	HOME	0- 0	0- 0	5- 1				
1- 2	0- 0	0- 0	AWAY	0- 0	0- 0	1- 2				
0- 0	0- 0	0- 0	NEUTRAL	0- 0	0- 0	0- 0				
2- 5	0- 0	0- 0	CONFERENCE	1- 1	0- 1	1- 3				
2- 2	0- 0	0- 0	HOME	1- 0	0- 1	1- 1				
0- 3	0- 0	0- 0	AWAY	0- 1	0- 0	0- 2				
0- 0	0- 0	0- 0	NEUTRAL	0- 0	0- 0	0- 0				

RPI 1-25			RPI 26-50			RPI 51-100			RPI 101+			Team's RPI: 251
RPI	S	Opponent	Score	RPI	S	Opponent	Score	RPI	S	Opponent	Score	
						52 H Middle Tenn.	78 60			111 H UAB	51 71	
						100 A Rice	47 60			159 A Houston	53 67	
										160 H Memphis	83 74	
										166 H Wichita St.	80 88	
										198 A Little Rock	43 38	
										199 A Southern Miss.	60 66	
										209 H Arkansas St.	67 54	
										212 H UTEP	87 80	
										232 H Southeastern La.	92 78	
										234 A North Texas	69 74	
										275 A Ole Miss	53 76	
										303 H UTSA	73 82	
										319 H McNeese	79 54	
										337 H Grambling	70 66	
LAST 10 Division I												
						111 H UAB	51 71			303 H UTSA	73 82	
						52 H Middle Tenn.	78 60			199 A Southern Miss.	60 66	
						234 A North Texas	69 74			209 H Arkansas St.	67 54	
						100 A Rice	47 60			337 H Grambling	70 66	
						212 H UTEP	87 80			232 H Southeastern La.	92 78	

Non-Div I Games: Loyola (LA) 71 52 LSU-Alexandria 93 61

Louisiana Tech

Loss, Non-Conf, S Site, H Home A Away N Neutral

Louisville

Through Games Of Jan. 27, 2020

Average RPI Win: 101		WON-LOST	WINNING	LAST 10	STRENGTH OF	OPP. STRENGTH	TEAM	ADJ.	CONF.	ADJ CONF.
Average RPI Loss: 25		RECORD	PCT. RANK	GAMES	SCHEDULE	OF SCHEDULE	RPI	RPI	RPI	RPI
DIV. I ONLY		20- 1	1	10-0	42	2	3	3	5	5
DIV. I NON-CONF.		11- 1	13	1-0	9	5	1	1	3	3
TOTALS		RPI 1-25	RPI 26-50		W-L RECORDS		RPI 51-100	RPI 101-150	RPI 150+	
20- 1	3- 1	4- 0		OVERALL		5- 0	3- 0	5- 0		
10- 0	1- 0	3- 0		HOME		1- 0	2- 0	3- 0		
7- 1	1- 1	0- 0		AWAY		4- 0	0- 0	2- 0		
3- 0	1- 0	1- 0		NEUTRAL		0- 0	1- 0	0- 0		
11- 1	3- 1	2- 0		NON-CONFERENCE		1- 0	2- 0	3- 0		
5- 0	1- 0	1- 0		HOME		0- 0	1- 0	2- 0		
3- 1	1- 1	0- 0		AWAY		1- 0	0- 0	1- 0		
3- 0	1- 0	1- 0		NEUTRAL		0- 0	1- 0	0- 0		
9- 0	0- 0	2- 0		CONFERENCE		4- 0	1- 0	2- 0		
5- 0	0- 0	2- 0		HOME		1- 0	1- 0	1- 0		
4- 0	0- 0	0- 0		AWAY		3- 0	0- 0	1- 0		
0- 0	0- 0	0- 0		NEUTRAL		0- 0	0- 0	0- 0		

RPI	S	Opponent	Score	RPI	S	Opponent	Score	RPI	S	Opponent	Score	RPI	S	Opponent	Score
2	N	Oregon	72 62	26	H	Western Ky.	75 56	57	A	North Carolina	74 67	101	N	UT Arlington	76 67
20	A	Kentucky	67 66	35	H	Virginia	71 56	62	A	Miami (FL)	87 41	109	H	Boise St.	98 82
21	H	Central Mich.	76 63	38	H	Duke	60 55	67	H	Wake Forest	75 61	114	H	Syracuse	62 58
25	A	Ohio St.	60 67	45	N	Oklahoma St.	69 48	86	A	UT Martin	71 63	173	A	Clemson	75 50
								92	A	Boston College	81 70	223	H	Murray St.	76 40
												228	A	Northern Ky.	85 57
												233	H	Chattanooga	86 37
												287	H	Pittsburgh	83 49
LAST 10 Division I															
				287	H	Pittsburgh	83 49					62	A	Miami (FL)	87 41
				35	H	Virginia	71 56					38	H	Duke	60 55
				57	A	North Carolina	74 67					173	A	Clemson	75 50
				92	A	Boston College	81 70					114	H	Syracuse	62 58
				67	H	Wake Forest	75 61					86	A	UT Martin	71 63

Non-Div I Games:

Louisville

■ Loss,
 ■ Non-Conf, S Site,
 ■ Home
 ■ Away
 N Neutral

Average RPI Win:	229	WON-LOST	WINNING	LAST 10	STRENGTH OF	OPP. STRENGTH	TEAM	ADJ.	CONF.	ADJ CONF.
Average RPI Loss:	76	RECORD	PCT. RANK	GAMES	SCHEDULE	OF SCHEDULE	RPI	RPI	RPI	RPI
DIV. I ONLY	13- 5	51	5-5	183	180	103	103	7	7	
DIV. I NON-CONF.	9- 2	38	1-2	265	277	109	109	7	7	
TOTALS	RPI 1-25	RPI 26-50	W-L RECORDS	RPI 51-100	RPI 101-150	RPI 150+				
13- 5	0- 2	0- 0	OVERALL	2- 1	1- 1	10- 1				
5- 4	0- 2	0- 0	HOME	2- 1	0- 1	3- 0				
8- 1	0- 0	0- 0	AWAY	0- 0	1- 0	7- 1				
0- 0	0- 0	0- 0	NEUTRAL	0- 0	0- 0	0- 0				
9- 2	0- 1	0- 0	NON-CONFERENCE	0- 0	1- 1	8- 0				
3- 2	0- 1	0- 0	HOME	0- 0	0- 1	3- 0				
6- 0	0- 0	0- 0	AWAY	0- 0	1- 0	5- 0				
0- 0	0- 0	0- 0	NEUTRAL	0- 0	0- 0	0- 0				
4- 3	0- 1	0- 0	CONFERENCE	2- 1	0- 0	2- 1				
2- 2	0- 1	0- 0	HOME	2- 1	0- 0	0- 0				
2- 1	0- 0	0- 0	AWAY	0- 0	0- 0	2- 1				
0- 0	0- 0	0- 0	NEUTRAL	0- 0	0- 0	0- 0				

RPI 1-25				RPI 26-50				RPI 51-100				RPI 101+ Team's RPI: 103			
RPI	S	Opponent	Score	RPI	S	Opponent	Score	RPI	S	Opponent	Score	RPI	S	Opponent	Score
13	H	Missouri St.	72 74					53	H	Bradley	47 60	124	A	Portland	78 64
18	H	DePaul	76 83					88	H	Southern Ill.	51 49	132	H	Western Mich.	60 70
								95	H	Illinois St.	69 64	158	H	Dartmouth	61 40
												163	A	Valparaiso	64 66
												191	H	Bowling Green	84 76
												227	A	UMKC	72 67
												243	A	Eastern Ill.	67 51
												269	A	Indiana St.	58 51
												282	H	Vermont	78 76
												312	A	Detroit Mercy	89 60
												317	A	Evansville	71 61
												320	A	SIUE	63 50
												348	A	Chicago St.	98 53
LAST 10 Division I															
163	A	Valparaiso	64 66	88	H	Southern Ill.	51 49								
95	H	Illinois St.	69 64	13	H	Missouri St.	72 74								
53	H	Bradley	47 60	132	H	Western Mich.	60 70								
269	A	Indiana St.	58 51	18	H	DePaul	76 83								
317	A	Evansville	71 61	191	H	Bowling Green	84 76								

Non-Div I Games:

Loyola Chicago

■ Loss,
 ■ Non-Conf,
 ■ S Site,
 ■ H Home
 ■ A Away
 N Neutral

Loyola Maryland

Through Games Of Jan. 27, 2020

Average RPI Win:	226	WON-LOST	WINNING	LAST 10	STRENGTH OF	OPP. STRENGTH	TEAM	ADJ.	CONF.	ADJ CONF.
Average RPI Loss:	154	RECORD	PCT. RANK	GAMES	SCHEDULE	OF SCHEDULE	RPI	RPI	RPI	RPI
DIV. I ONLY	5- 14	290	4-6	153	192	274	274	15	15	
DIV. I NON-CONF.	3- 8	268	2-0	206	212	262	262	16	16	
TOTALS	RPI 1-25	RPI 26-50	W-L RECORDS	RPI 51-100	RPI 101-150	RPI 150+				
5- 14	0- 2	0- 0	OVERALL	1- 1	0- 4	4- 7				
4- 4	0- 0	0- 0	HOME	1- 1	0- 2	3- 1				
1- 9	0- 2	0- 0	AWAY	0- 0	0- 1	1- 6				
0- 1	0- 0	0- 0	NEUTRAL	0- 0	0- 1	0- 0				
3- 8	0- 2	0- 0	NON-CONFERENCE	0- 0	0- 2	3- 4				
2- 1	0- 0	0- 0	HOME	0- 0	0- 0	2- 1				
1- 6	0- 2	0- 0	AWAY	0- 0	0- 1	1- 3				
0- 1	0- 0	0- 0	NEUTRAL	0- 0	0- 1	0- 0				
2- 6	0- 0	0- 0	CONFERENCE	1- 1	0- 2	1- 3				
2- 3	0- 0	0- 0	HOME	1- 1	0- 2	1- 0				
0- 3	0- 0	0- 0	AWAY	0- 0	0- 0	0- 3				
0- 0	0- 0	0- 0	NEUTRAL	0- 0	0- 0	0- 0				

RPI 1-25				RPI 26-50				RPI 51-100				RPI 101+ Team's RPI: 274			
RPI	S	Opponent	Score	RPI	S	Opponent	Score	RPI	S	Opponent	Score	RPI	S	Opponent	Score
8	A	Maryland	45 105					60	H	Bucknell	60 50	116	H	Lehigh	53 55
15	A	Northwestern	46 67					87	H	Colgate	74 76	118	H	Holy Cross	56 64
												128	A	Notre Dame	60 84
												143	N	Wright St.	51 66
												158	H	Dartmouth	72 56
												168	A	Fla. Atlantic	61 72
												190	A	American	44 63
												201	A	Lafayette	52 55
												202	A	Boston U.	42 44
												235	A	Mt. St. Mary's	75 81
												238	H	Howard	69 75
												286	H	Monmouth	64 48
												293	H	Army West Point	68 59
												311	A	St. Francis Brooklyn	78 89
												332	A	Fairleigh Dickinson	75 46
LAST 10 Division I															
				60	H	Bucknell	60 50					87	H	Colgate	74 76
				190	A	American	44 63					116	H	Lehigh	53 55
				293	H	Army West Point	68 59					118	H	Holy Cross	56 64
				202	A	Boston U.	42 44					158	H	Dartmouth	72 56
				201	A	Lafayette	52 55					286	H	Monmouth	64 48

Non-Div I Games:

Loyola Maryland

Loss, Non-Conf, S Site, H Home A Away N Neutral

Maine

Through Games Of Jan. 27, 2020

Average RPI Win: 267	WON-LOST	WINNING	LAST 10	STRENGTH OF	OPP. STRENGTH	TEAM	ADJ.	CONF.	ADJ CONF.
Average RPI Loss: 134	RECORD	PCT. RANK	GAMES	SCHEDULE	OF SCHEDULE	RPI	RPI	RPI	RPI
DIV. I ONLY	7- 14	261	4-6	155	235	255	255	28	28
DIV. I NON-CONF.	3- 10	282	0-2	88	112	243	243	28	28
TOTALS	RPI 1-25	RPI 26-50	W-L RECORDS	RPI 51-100	RPI 101-150	RPI 150+			
7- 14	0- 1	0- 2	OVERALL	0- 3	1- 2	6- 6			
5- 4	0- 0	0- 0	HOME	0- 0	1- 2	4- 2			
2- 7	0- 1	0- 0	AWAY	0- 2	0- 0	2- 4			
0- 3	0- 0	0- 2	NEUTRAL	0- 1	0- 0	0- 0			
3- 10	0- 1	0- 2	NON-CONFERENCE	0- 2	1- 2	2- 3			
2- 3	0- 0	0- 0	HOME	0- 0	1- 2	1- 1			
1- 4	0- 1	0- 0	AWAY	0- 1	0- 0	1- 2			
0- 3	0- 0	0- 2	NEUTRAL	0- 1	0- 0	0- 0			
4- 4	0- 0	0- 0	CONFERENCE	0- 1	0- 0	4- 3			
3- 1	0- 0	0- 0	HOME	0- 0	0- 0	3- 1			
1- 3	0- 0	0- 0	AWAY	0- 1	0- 0	1- 2			
0- 0	0- 0	0- 0	NEUTRAL	0- 0	0- 0	0- 0			

RPI 1-25				RPI 26-50				RPI 51-100				RPI 101+ Team's RPI: 255			
RPI	S	Opponent	Score	RPI	S	Opponent	Score	RPI	S	Opponent	Score	RPI	S	Opponent	Score
19	A	NC State	34 62	27	N	Arizona St.	31 57	69	A	Drexel	57 70	135	H	Northeastern	58 66
				30	N	Drake	62 94	79	N	Dayton	49 78	142	H	Harvard	40 69
								94	A	Stony Brook	69 73	144	H	Green Bay	61 60
												158	A	Dartmouth	41 57
												180	A	Binghamton	63 73
												202	H	Boston U.	49 62
												219	A	UMass Lowell	57 66
												224	A	Brown	70 76
												229	A	Delaware	69 56
												276	H	Navy	46 41
												280	H	New Hampshire	67 50
												282	A	Vermont	65 47
												302	H	UMBC	54 74
												314	H	Albany (NY)	60 49
												345	H	Hartford	87 73
LAST 10 Division I															
302	H	UMBC	54 74	280	H	New Hampshire	67 50								
282	A	Vermont	65 47	94	A	Stony Brook	69 73								
180	A	Binghamton	63 73	345	H	Hartford	87 73								
219	A	UMass Lowell	57 66	69	A	Drexel	57 70								
314	H	Albany (NY)	60 49	135	H	Northeastern	58 66								

Non-Div I Games: Husson 104 43

Maine

■ Loss,
 ■ Non-Conf,
 ■ S Site,
 ■ H Home
 ■ A Away
 N Neutral

Average RPI Win:	276	WON-LOST	WINNING	LAST 10	STRENGTH OF	OPP. STRENGTH	TEAM	ADJ.	CONF.	ADJ CONF.
Average RPI Loss:	144	RECORD	PCT. RANK	GAMES	SCHEDULE	OF SCHEDULE	RPI	RPI	RPI	RPI
DIV. I ONLY	8- 10	206	5-5	228	283	220	220	24	24	
DIV. I NON-CONF.	3- 6	235	0-1	72	286	197	197	25	25	
TOTALS	RPI 1-25	RPI 26-50	W-L RECORDS	RPI 51-100	RPI 101-150	RPI 150+				
8- 10	0- 0	0- 1	OVERALL	0- 3	0- 2	8- 4				
5- 3	0- 0	0- 0	HOME	0- 1	0- 2	5- 0				
3- 7	0- 0	0- 1	AWAY	0- 2	0- 0	3- 4				
0- 0	0- 0	0- 0	NEUTRAL	0- 0	0- 0	0- 0				
3- 6	0- 0	0- 1	NON-CONFERENCE	0- 2	0- 2	3- 1				
2- 2	0- 0	0- 0	HOME	0- 0	0- 2	2- 0				
1- 4	0- 0	0- 1	AWAY	0- 2	0- 0	1- 1				
0- 0	0- 0	0- 0	NEUTRAL	0- 0	0- 0	0- 0				
5- 4	0- 0	0- 0	CONFERENCE	0- 1	0- 0	5- 3				
3- 1	0- 0	0- 0	HOME	0- 1	0- 0	3- 0				
2- 3	0- 0	0- 0	AWAY	0- 0	0- 0	2- 3				
0- 0	0- 0	0- 0	NEUTRAL	0- 0	0- 0	0- 0				

RPI S	Opponent	Score	RPI S	Opponent	Score	RPI S	Opponent	Score	RPI S	Opponent	Score	Team's RPI: 220
			50 A	Nebraska	51 71	72 H	Marist	66 71	107 H	Duquesne	65 76	
						89 A	Villanova	51 63	115 H	Fordham	45 51	
						94 A	Stony Brook	54 59	158 H	Dartmouth	70 58	
									182 A	Quinnipiac	58 70	
									201 A	Lafayette	53 60	
									221 H	Iona	54 32	
									226 H	Niagara	68 65	
									248 A	Fairfield	47 87	
									286 A	Monmouth	60 62	
									293 H	Army West Point	86 56	
									306 A	Siena	80 50	
									332 A	Fairleigh Dickinson	62 61	
									333 A	Saint Peter's	85 52	
									338 H	Canisius	68 50	
LAST 10 Division I												
			221 H	Iona	54 32	333 A	Saint Peter's	85 52				
			248 A	Fairfield	47 87	226 H	Niagara	68 65				
			72 H	Marist	66 71	338 H	Canisius	68 50				
			306 A	Siena	80 50	50 A	Nebraska	51 71				
			182 A	Quinnipiac	58 70	286 A	Monmouth	60 62				

Non-Div I Games:

Manhattan

 Loss,
 Non-Conf,
 S Site,
 H Home
 A Away
N Neutral

Average RPI Win: 224	WON-LOST	WINNING	LAST 10	STRENGTH OF	OPP. STRENGTH	TEAM	ADJ.	CONF.	ADJ CONF.
Average RPI Loss: 45	RECORD	PCT. RANK	GAMES	SCHEDULE	OF SCHEDULE	RPI	RPI	RPI	RPI
DIV. I ONLY	14- 3	28	9-1	190	200	72	72	24	24
DIV. I NON-CONF.	7- 2	54	2-0	91	66	43	43	25	25
TOTALS	RPI 1-25	RPI 26-50	W-L RECORDS	RPI 51-100	RPI 101-150	RPI 150+			
14- 3	0- 2	0- 0	OVERALL	1- 1	2- 0	11- 0			
6- 2	0- 1	0- 0	HOME	0- 1	1- 0	5- 0			
6- 1	0- 1	0- 0	AWAY	0- 0	1- 0	5- 0			
2- 0	0- 0	0- 0	NEUTRAL	1- 0	0- 0	1- 0			
7- 2	0- 2	0- 0	NON-CONFERENCE	1- 0	2- 0	4- 0			
3- 1	0- 1	0- 0	HOME	0- 0	1- 0	2- 0			
2- 1	0- 1	0- 0	AWAY	0- 0	1- 0	1- 0			
2- 0	0- 0	0- 0	NEUTRAL	1- 0	0- 0	1- 0			
7- 1	0- 0	0- 0	CONFERENCE	0- 1	0- 0	7- 0			
3- 1	0- 0	0- 0	HOME	0- 1	0- 0	3- 0			
4- 0	0- 0	0- 0	AWAY	0- 0	0- 0	4- 0			
0- 0	0- 0	0- 0	NEUTRAL	0- 0	0- 0	0- 0			

RPI 1-25				RPI 26-50				RPI 51-100 Team's RPI: 72				RPI 101+			
RPI	S	Opponent	Score	RPI	S	Opponent	Score	RPI	S	Opponent	Score	RPI	S	Opponent	Score
21	A	Central Mich.	54 77					80	N	North Florida	69 54	101	A	UT Arlington	73 57
22	H	Princeton	50 62					93	H	Rider	72 76	144	H	Green Bay	72 60
												153	H	Elon	63 55
												182	H	Quinnipiac	73 60
												202	A	Boston U.	89 75
												220	A	Manhattan	71 66
												226	A	Niagara	94 67
												265	N	Lipscomb	74 63
												286	A	Monmouth	74 53
												286	H	Monmouth	76 66
												314	H	Albany (NY)	76 52
												333	H	Saint Peter's	96 76
												338	A	Canisius	90 59
LAST 10 Division I															
286	A	Monmouth	74 53	338	A	Canisius	90 59								
182	H	Quinnipiac	73 60	333	H	Saint Peter's	96 76								
220	A	Manhattan	71 66	286	H	Monmouth	76 66								
93	H	Rider	72 76	101	A	UT Arlington	73 57								
226	A	Niagara	94 67	144	H	Green Bay	72 60								

Non-Div I Games:

Marist

Average RPI Win:	161	WON-LOST	WINNING	LAST 10	STRENGTH OF	OPP. STRENGTH	TEAM	ADJ.	CONF.	ADJ CONF.
Average RPI Loss:	35	RECORD	PCT. RANK	GAMES	SCHEDULE	OF SCHEDULE	RPI	RPI	RPI	RPI
DIV. I ONLY	15- 5	44	7-3	79	53	39	39	6	6	
DIV. I NON-CONF.	9- 2	38	1-0	85	77	46	46	6	6	
TOTALS	RPI 1-25	RPI 26-50	W-L RECORDS	RPI 51-100	RPI 101-150	RPI 150+				
15- 5	0- 3	1- 1	OVERALL	5- 1	2- 0	7- 0				
8- 2	0- 2	1- 0	HOME	4- 0	0- 0	3- 0				
6- 3	0- 1	0- 1	AWAY	1- 1	2- 0	3- 0				
1- 0	0- 0	0- 0	NEUTRAL	0- 0	0- 0	1- 0				
9- 2	0- 2	0- 0	NON-CONFERENCE	3- 0	1- 0	5- 0				
4- 2	0- 2	0- 0	HOME	2- 0	0- 0	2- 0				
4- 0	0- 0	0- 0	AWAY	1- 0	1- 0	2- 0				
1- 0	0- 0	0- 0	NEUTRAL	0- 0	0- 0	1- 0				
6- 3	0- 1	1- 1	CONFERENCE	2- 1	1- 0	2- 0				
4- 0	0- 0	1- 0	HOME	2- 0	0- 0	1- 0				
2- 3	0- 1	0- 1	AWAY	0- 1	1- 0	1- 0				
0- 0	0- 0	0- 0	NEUTRAL	0- 0	0- 0	0- 0				

RPI 1-25				RPI 26-50				Team's RPI: 39				RPI 51-100				RPI 101+			
RPI	S	Opponent	Score	RPI	S	Opponent	Score	RPI	S	Opponent	Score	RPI	S	Opponent	Score	RPI	S	Opponent	Score
11	H	Mississippi St.	68 74	41	A	Creighton	62 72	66	H	Belmont	53 51	133	A	Providence	60 50				
15	H	Northwestern	56 64	44	H	St. John's (NY)	94 85	74	H	Seton Hall	81 60	144	A	Green Bay	60 47				
18	A	DePaul	71 89					89	H	Villanova	57 52	176	A	Saint Mary's (CA)	77 63				
								90	A	Butler	55 61	216	N	Tulsa	61 60				
								91	A	South Dakota St.	65 58	222	H	Georgetown	73 51				
								95	H	Illinois St.	58 41	225	A	Xavier	80 60				
												261	H	Morgan St.	70 48				
												264	A	Milwaukee	78 56				
												311	H	St. Francis Brooklyn	92 71				
LAST 10 Division I																			
89	H	Villanova	57 52	44	H	St. John's (NY)	94 85												
222	H	Georgetown	73 51	133	A	Providence	60 50												
225	A	Xavier	80 60	41	A	Creighton	62 72												
90	A	Butler	55 61	18	A	DePaul	71 89												
74	H	Seton Hall	81 60	66	H	Belmont	53 51												

Non-Div I Games:

Marquette

Marshall

Through Games Of Jan. 27, 2020

Average RPI Win: 227	WON-LOST	WINNING	LAST 10	STRENGTH OF	OPP. STRENGTH	TEAM	ADJ.	CONF.	ADJ CONF.
Average RPI Loss: 122	RECORD	PCT. RANK	GAMES	SCHEDULE	OF SCHEDULE	RPI	RPI	RPI	RPI
DIV. I ONLY	5- 11	275	2-8	171	126	244	244	13	13
DIV. I NON-CONF.	3- 6	235	0-3	330	193	315	315	13	13
TOTALS	RPI 1-25	RPI 26-50	W-L RECORDS	RPI 51-100	RPI 101-150	RPI 150+			
5- 11	0- 0	0- 3	OVERALL	0- 4	1- 0	4- 4			
3- 4	0- 0	0- 1	HOME	0- 1	1- 0	2- 2			
2- 7	0- 0	0- 2	AWAY	0- 3	0- 0	2- 2			
0- 0	0- 0	0- 0	NEUTRAL	0- 0	0- 0	0- 0			
3- 6	0- 0	0- 1	NON-CONFERENCE	0- 1	0- 0	3- 4			
2- 2	0- 0	0- 0	HOME	0- 0	0- 0	2- 2			
1- 4	0- 0	0- 1	AWAY	0- 1	0- 0	1- 2			
0- 0	0- 0	0- 0	NEUTRAL	0- 0	0- 0	0- 0			
2- 5	0- 0	0- 2	CONFERENCE	0- 3	1- 0	1- 0			
1- 2	0- 0	0- 1	HOME	0- 1	1- 0	0- 0			
1- 3	0- 0	0- 1	AWAY	0- 2	0- 0	1- 0			
0- 0	0- 0	0- 0	NEUTRAL	0- 0	0- 0	0- 0			

RPI 1-25				RPI 26-50				RPI 51-100				RPI 101+				Team's RPI: 244	
RPI	S	Opponent	Score	RPI	S	Opponent	Score	RPI	S	Opponent	Score	RPI	S	Opponent	Score		
				26	H	Western Ky.	65 74	52	H	Middle Tenn.	55 75	111	H	UAB	61 56		
				32	A	Old Dominion	46 57	76	A	Charlotte	46 52	177	A	Towson	56 59		
				37	A	Rutgers	41 66	77	A	Ohio	51 67	181	H	Norfolk St.	75 69		
								100	A	Rice	43 81	191	H	Bowling Green	69 82		
												234	A	North Texas	68 59		
												261	H	Morgan St.	52 57		
												269	A	Indiana St.	72 60		
												317	A	Evansville	62 66		
												341	H	Coppin St.	60 47		
LAST 10 Division I																	
				26	H	Western Ky.	65 74	234	A	North Texas	68 59						
				32	A	Old Dominion	46 57	100	A	Rice	43 81						
				76	A	Charlotte	46 52	177	A	Towson	56 59						
				111	H	UAB	61 56	37	A	Rutgers	41 66						
				52	H	Middle Tenn.	55 75	191	H	Bowling Green	69 82						

Non-Div I Games: Alderson Broadus 85 41 Ky. Christian 89 40

Marshall

■ Loss,
 ■ Non-Conf,
 ■ S Site,
 ■ Home
 ■ Away
 N Neutral

Maryland

Through Games Of Jan. 27, 2020

Average RPI Win:	129	WON-LOST	WINNING	LAST 10	STRENGTH OF	OPP. STRENGTH	TEAM	ADJ.	CONF.	ADJ CONF.
Average RPI Loss:	10	RECORD	PCT. RANK	GAMES	SCHEDULE	OF SCHEDULE	RPI	RPI	RPI	RPI
DIV. I ONLY	16- 4	31	8-2	10	13	8	8	2	2	
DIV. I NON-CONF.	9- 2	38	1-0	98	71	41	41	2	2	
TOTALS	RPI 1-25	RPI 26-50	W-L RECORDS	RPI 51-100	RPI 101-150	RPI 150+				
16- 4	3- 4	4- 0	OVERALL	1- 0	2- 0	6- 0				
10- 1	3- 1	2- 0	HOME	0- 0	1- 0	4- 0				
4- 3	0- 3	2- 0	AWAY	0- 0	1- 0	1- 0				
2- 0	0- 0	0- 0	NEUTRAL	1- 0	0- 0	1- 0				
9- 2	0- 2	1- 0	NON-CONFERENCE	1- 0	1- 0	6- 0				
5- 1	0- 1	0- 0	HOME	0- 0	1- 0	4- 0				
2- 1	0- 1	1- 0	AWAY	0- 0	0- 0	1- 0				
2- 0	0- 0	0- 0	NEUTRAL	1- 0	0- 0	1- 0				
7- 2	3- 2	3- 0	CONFERENCE	0- 0	1- 0	0- 0				
5- 0	3- 0	2- 0	HOME	0- 0	0- 0	0- 0				
2- 2	0- 2	1- 0	AWAY	0- 0	1- 0	0- 0				
0- 0	0- 0	0- 0	NEUTRAL	0- 0	0- 0	0- 0				

RPI	S	Opponent	Score	RPI	S	Opponent	Score	RPI	S	Opponent	Score	RPI	S	Opponent	Score
1	H	South Carolina	54 63	46	A	James Madison	70 68	66	N	Belmont	90 26	148	H	George Washington	88 54
5	A	Iowa	61 66	48	A	Michigan	77 49					150	A	Illinois	79 60
12	H	Indiana	76 62	48	H	Michigan	70 55					173	N	Clemson	63 44
15	A	Northwestern	58 81	50	H	Nebraska	87 69					182	H	Quinnipiac	107 52
15	H	Northwestern	70 61									229	H	Delaware	99 55
19	A	NC State	59 66									273	H	Wagner	119 56
25	H	Ohio St.	72 62									274	H	Loyola Maryland	105 45
												323	A	Georgia St.	114 41
LAST 10 Division I															
15	H	Northwestern	70 61	5	A	Iowa	61 66								
150	A	Illinois	79 60	25	H	Ohio St.	72 62								
12	H	Indiana	76 62	15	A	Northwestern	58 81								
50	H	Nebraska	87 69	48	H	Michigan	70 55								
48	A	Michigan	77 49	323	A	Georgia St.	114 41								

Non-Div I Games:

Maryland

Loss, Non-Conf, S Site, H Home A Away N Neutral

Massachusetts

Through Games Of Jan. 27, 2020

Average RPI Win:	228	WON-LOST	WINNING	LAST 10	STRENGTH OF	OPP. STRENGTH	TEAM	ADJ.	CONF.	ADJ CONF.
Average RPI Loss:	129	RECORD	PCT. RANK	GAMES	SCHEDULE	OF SCHEDULE	RPI	RPI	RPI	RPI
DIV. I ONLY	13- 6	66	7-3	275	164	147	147	12	12	
DIV. I NON-CONF.	9- 3	63	3-0	293	248	147	147	12	12	
TOTALS	RPI 1-25	RPI 26-50	W-L RECORDS	RPI 51-100	RPI 101-150	RPI 150+				
13- 6	0- 0	0- 1	OVERALL	0- 0	2- 3	11- 2				
7- 3	0- 0	0- 0	HOME	0- 0	1- 2	6- 1				
6- 3	0- 0	0- 1	AWAY	0- 0	1- 1	5- 1				
0- 0	0- 0	0- 0	NEUTRAL	0- 0	0- 0	0- 0				
9- 3	0- 0	0- 1	NON-CONFERENCE	0- 0	1- 1	8- 1				
5- 2	0- 0	0- 0	HOME	0- 0	1- 1	4- 1				
4- 1	0- 0	0- 1	AWAY	0- 0	0- 0	4- 0				
0- 0	0- 0	0- 0	NEUTRAL	0- 0	0- 0	0- 0				
4- 3	0- 0	0- 0	CONFERENCE	0- 0	1- 2	3- 1				
2- 1	0- 0	0- 0	HOME	0- 0	0- 1	2- 0				
2- 2	0- 0	0- 0	AWAY	0- 0	1- 1	1- 1				
0- 0	0- 0	0- 0	NEUTRAL	0- 0	0- 0	0- 0				

RPI S	Opponent	Score	RPI S	Opponent	Score	RPI S	Opponent	Score	RPI S	Opponent	Score	Team's RPI: 147
44	A St. John's (NY)	71 82							107	A Duquesne	81 77	
									112	H VCU	46 61	
									118	H Holy Cross	75 72	
									133	H Providence	63 72	
									148	A George Washington	47 50	
									167	A Rhode Island	66 69	
									172	H Merrimack	64 79	
									183	H Saint Joseph's	61 43	
									197	H La Salle	76 62	
									202	A Boston U.	58 45	
									219	A UMass Lowell	74 58	
									221	A Iona	65 51	
									224	H Brown	95 42	
									280	H New Hampshire	67 65	
									282	A Vermont	83 49	
									284	A St. Bonaventure	62 52	
									306	H Siena	61 55	
									345	H Hartford	74 48	
LAST 10 Division I												
148	A George Washington	47 50	284	A St. Bonaventure	62 52							
112	H VCU	46 61	107	A Duquesne	81 77							
167	A Rhode Island	66 69	221	A Iona	65 51							
197	H La Salle	76 62	306	H Siena	61 55							
183	H Saint Joseph's	61 43	202	A Boston U.	58 45							

Non-Div I Games: Southern Conn. St. 86 43

Massachusetts

Loss, Non-Conf, S Site, H Home A Away N Neutral

Average RPI Win:	339	WON-LOST	WINNING	LAST 10	STRENGTH OF	OPP. STRENGTH	TEAM	ADJ.	CONF.	ADJ CONF.
Average RPI Loss:	164	RECORD	PCT. RANK	GAMES	SCHEDULE	OF SCHEDULE	RPI	RPI	RPI	RPI
DIV. I ONLY	3- 13	315	2-8	205	328	319	319	23	23	
DIV. I NON-CONF.	1- 6	318	0-1	121	291	303	303	20	20	
TOTALS	RPI 1-25	RPI 26-50	W-L RECORDS	RPI 51-100	RPI 101-150	RPI 150+				
3- 13	0- 0	0- 1	OVERALL	0- 2	0- 4	3- 6				
3- 4	0- 0	0- 0	HOME	0- 2	0- 0	3- 2				
0- 9	0- 0	0- 1	AWAY	0- 0	0- 4	0- 4				
0- 0	0- 0	0- 0	NEUTRAL	0- 0	0- 0	0- 0				
1- 6	0- 0	0- 1	NON-CONFERENCE	0- 1	0- 2	1- 2				
1- 1	0- 0	0- 0	HOME	0- 1	0- 0	1- 0				
0- 5	0- 0	0- 1	AWAY	0- 0	0- 2	0- 2				
0- 0	0- 0	0- 0	NEUTRAL	0- 0	0- 0	0- 0				
2- 7	0- 0	0- 0	CONFERENCE	0- 1	0- 2	2- 4				
2- 3	0- 0	0- 0	HOME	0- 1	0- 0	2- 2				
0- 4	0- 0	0- 0	AWAY	0- 0	0- 2	0- 2				
0- 0	0- 0	0- 0	NEUTRAL	0- 0	0- 0	0- 0				

RPI 1-25				RPI 26-50				RPI 51-100				RPI 101+				Team's RPI: 319	
RPI	S	Opponent	Score	RPI	S	Opponent	Score	RPI	S	Opponent	Score	RPI	S	Opponent	Score		
				47	A	Arkansas	58 101	82	H	Abilene Christian	73 90	111	A	UAB	70 97		
								100	H	Rice	50 81	129	A	Louisiana	55 75		
												138	A	SFA	51 82		
												149	A	New Orleans	59 78		
												162	A	Sam Houston St.	59 92		
												206	H	Central Ark.	57 70		
												213	A	SMU	60 81		
												232	H	Southeastern La.	67 74		
												251	A	Louisiana Tech	54 79		
												310	A	Incarnate Word	56 73		
												329	H	Houston Baptist	88 72		
												343	H	Northwestern St.	61 51		
												346	H	La.-Monroe	72 69		
LAST 10 Division I																	
				329	H	Houston Baptist	88 72	82	H	Abilene Christian	73 90						
				232	H	Southeastern La.	67 74	206	H	Central Ark.	57 70						
				149	A	New Orleans	59 78	162	A	Sam Houston St.	59 92						
				310	A	Incarnate Word	56 73	138	A	SFA	51 82						
				343	H	Northwestern St.	61 51	251	A	Louisiana Tech	54 79						

Non-Div I Games: Centenary (LA) 116 37 LSU-Shreveport 81 77

McNeese

Loss, Non-Conf, S Site, H Home A Away N Neutral

Average RPI Win:	209	WON-LOST	WINNING	LAST 10	STRENGTH OF	OPP. STRENGTH	TEAM	ADJ.	CONF.	ADJ CONF.
Average RPI Loss:	128	RECORD	PCT. RANK	GAMES	SCHEDULE	OF SCHEDULE	RPI	RPI	RPI	RPI
DIV. I ONLY	10- 9	167	5-5	134	166	160	160	9	9	
DIV. I NON-CONF.	9- 4	84	4-0	227	293	138	138	9	9	
TOTALS	RPI 1-25	RPI 26-50	W-L RECORDS	RPI 51-100	RPI 101-150	RPI 150+				
10- 9	0- 2	0- 0	OVERALL	1- 1	1- 3	8- 3				
6- 4	0- 1	0- 0	HOME	0- 0	1- 2	5- 1				
3- 4	0- 0	0- 0	AWAY	1- 1	0- 1	2- 2				
1- 1	0- 1	0- 0	NEUTRAL	0- 0	0- 0	1- 0				
9- 4	0- 1	0- 0	NON-CONFERENCE	1- 0	1- 1	7- 2				
5- 2	0- 0	0- 0	HOME	0- 0	1- 1	4- 1				
3- 1	0- 0	0- 0	AWAY	1- 0	0- 0	2- 1				
1- 1	0- 1	0- 0	NEUTRAL	0- 0	0- 0	1- 0				
1- 5	0- 1	0- 0	CONFERENCE	0- 1	0- 2	1- 1				
1- 2	0- 1	0- 0	HOME	0- 0	0- 1	1- 0				
0- 3	0- 0	0- 0	AWAY	0- 1	0- 1	0- 1				
0- 0	0- 0	0- 0	NEUTRAL	0- 0	0- 0	0- 0				

RPI 1-25				RPI 26-50				RPI 51-100				RPI 101+ Team's RPI: 160			
RPI	S	Opponent	Score	RPI	S	Opponent	Score	RPI	S	Opponent	Score	RPI	S	Opponent	Score
7	H	UConn	56 68					56	A	UCF	66 82	104	H	Cincinnati	66 73
24	N	LSU	58 89					88	A	Southern Ill.	70 66	111	H	UAB	77 52
												125	A	Tulane	55 59
												148	H	George Washington	63 64
												155	A	Toledo	83 76
												159	A	Houston	65 75
												170	N	Kansas St.	72 68
												198	A	Little Rock	68 50
												209	H	Arkansas St.	78 50
												213	H	SMU	57 52
												251	A	Louisiana Tech	74 83
												277	H	Eastern Ky.	60 63
												278	H	Alabama A&M	79 71
												318	H	Alcorn	57 51
												351	H	Mississippi Val.	91 54
LAST 10 Division I															
56	A	UCF	66 82	159	A	Houston	65 75								
213	H	SMU	57 52	278	H	Alabama A&M	79 71								
7	H	UConn	56 68	351	H	Mississippi Val.	91 54								
125	A	Tulane	55 59	198	A	Little Rock	68 50								
104	H	Cincinnati	66 73	209	H	Arkansas St.	78 50								

Non-Div I Games:

Memphis

■ Loss,
 ■ Non-Conf, S Site,
 ■ Home
 ■ Away
 N Neutral

Average RPI Win: 291	WON-LOST	WINNING	LAST 10	STRENGTH OF	OPP. STRENGTH	TEAM	ADJ.	CONF.	ADJ CONF.
Average RPI Loss: 171	RECORD	PCT. RANK	GAMES	SCHEDULE	OF SCHEDULE	RPI	RPI	RPI	RPI
DIV. I ONLY	3- 16	325	1-9	271	181	325	325	25	25
DIV. I NON-CONF.	2- 12	318	0-5	240	217	319	319	22	22
TOTALS	RPI 1-25	RPI 26-50	W-L RECORDS	RPI 51-100	RPI 101-150	RPI 150+			
3- 16	0- 0	0- 2	OVERALL	0- 2	0- 1	3- 11			
2- 6	0- 0	0- 1	HOME	0- 0	0- 0	2- 5			
1- 10	0- 0	0- 1	AWAY	0- 2	0- 1	1- 6			
0- 0	0- 0	0- 0	NEUTRAL	0- 0	0- 0	0- 0			
2- 12	0- 0	0- 2	NON-CONFERENCE	0- 2	0- 1	2- 7			
1- 5	0- 0	0- 1	HOME	0- 0	0- 0	1- 4			
1- 7	0- 0	0- 1	AWAY	0- 2	0- 1	1- 3			
0- 0	0- 0	0- 0	NEUTRAL	0- 0	0- 0	0- 0			
1- 4	0- 0	0- 0	CONFERENCE	0- 0	0- 0	1- 4			
1- 1	0- 0	0- 0	HOME	0- 0	0- 0	1- 1			
0- 3	0- 0	0- 0	AWAY	0- 0	0- 0	0- 3			
0- 0	0- 0	0- 0	NEUTRAL	0- 0	0- 0	0- 0			

RPI S	Opponent	Score	RPI S	Opponent	Score	RPI S	Opponent	Score	RPI S	Opponent	Score	Team's RPI: 325
26	H Western Ky.	62 75	63	A Alabama	56 111	127	A Florida	50 71				
42	A Yale	60 68	73	A Georgia	60 76	161	A Columbia	48 77				
						164	A Samford	64 72				
						173	H Clemson	61 65				
						174	A Furman	49 62				
						204	H Jacksonville	83 87				
						211	A Kennesaw St.	64 92				
						233	H Chattanooga	55 48				
						237	H Gardner-Webb	62 65				
						239	H ETSU	66 72				
						277	H Eastern Ky.	60 61				
						281	A Appalachian St.	68 77				
						285	A Wofford	49 77				
						290	H Ga. Southern	62 52				
						349	A South Carolina St.	66 55				
LAST 10 Division I												
233	H Chattanooga	55 48	161	A Columbia	48 77							
239	H ETSU	66 72	42	A Yale	60 68							
164	A Samford	64 72	204	H Jacksonville	83 87							
285	A Wofford	49 77	237	H Gardner-Webb	62 65							
174	A Furman	49 62	127	A Florida	50 71							

Non-Div I Games: LaGrange 74 47

Mercer

Merrimack

Through Games Of Jan. 27, 2020

Average RPI Win:	262	WON-LOST	WINNING	LAST 10	STRENGTH OF	OPP. STRENGTH	TEAM	ADJ.	CONF.	ADJ CONF.
Average RPI Loss:	153	RECORD	PCT. RANK	GAMES	SCHEDULE	OF SCHEDULE	RPI	RPI	RPI	RPI
DIV. I ONLY	10- 7	127	7-3	227	340	172	172	29	29	
DIV. I NON-CONF.	5- 4	140	2-0	148	299	126	126	30	30	
TOTALS	RPI 1-25	RPI 26-50	W-L RECORDS	RPI 51-100	RPI 101-150	RPI 150+				
10- 7	0- 0	0- 0	OVERALL	0- 0	1- 5	9- 2				
6- 2	0- 0	0- 0	HOME	0- 0	0- 2	6- 0				
4- 5	0- 0	0- 0	AWAY	0- 0	1- 3	3- 2				
0- 0	0- 0	0- 0	NEUTRAL	0- 0	0- 0	0- 0				
5- 4	0- 0	0- 0	NON-CONFERENCE	0- 0	1- 3	4- 1				
3- 1	0- 0	0- 0	HOME	0- 0	0- 1	3- 0				
2- 3	0- 0	0- 0	AWAY	0- 0	1- 2	1- 1				
0- 0	0- 0	0- 0	NEUTRAL	0- 0	0- 0	0- 0				
5- 3	0- 0	0- 0	CONFERENCE	0- 0	0- 2	5- 1				
3- 1	0- 0	0- 0	HOME	0- 0	0- 1	3- 0				
2- 2	0- 0	0- 0	AWAY	0- 0	0- 1	2- 1				
0- 0	0- 0	0- 0	NEUTRAL	0- 0	0- 0	0- 0				

RPI 1-25			RPI 26-50			RPI 51-100			RPI 101+ Team's RPI: 172		
RPI	S	Opponent	Score	RPI	S	Opponent	Score	RPI	S	Opponent	Score
								116	H	Lehigh	68 72
								118	A	Holy Cross	42 68
								130	A	Robert Morris	50 72
								130	H	Robert Morris	62 68
								147	A	Massachusetts	79 64
								150	A	Illinois	72 75
								158	A	Dartmouth	52 57
								219	H	UMass Lowell	73 50
								224	A	Brown	72 57
								235	H	Mt. St. Mary's	76 55
								246	A	Saint Francis (PA)	71 56
								266	A	Sacred Heart	60 63
								280	H	New Hampshire	64 54
								282	H	Vermont	78 53
								313	H	Bryant	78 66
								332	H	Fairleigh Dickinson	62 51
								344	A	Central Conn. St.	65 56
LAST 10 Division I											
								332	H	Fairleigh Dickinson	62 51
								246	A	Saint Francis (PA)	71 56
								130	A	Robert Morris	50 72
								266	A	Sacred Heart	60 63
								282	H	Vermont	78 53
								219	H	UMass Lowell	73 50

Non-Div I Games: Eastern Nazarene 82 50 Fisher 81 42

Merrimack

Loss, Non-Conf, S Site, H Home A Away N Neutral

Average RPI Win:	137	WON-LOST	WINNING	LAST 10	STRENGTH OF	OPP. STRENGTH	TEAM	ADJ.	CONF.	ADJ CONF.
Average RPI Loss:	35	RECORD	PCT. RANK	GAMES	SCHEDULE	OF SCHEDULE	RPI	RPI	RPI	RPI
DIV. I ONLY	11- 9	150	4-6	7	34	62	62	5	5	
DIV. I NON-CONF.	8- 3	68	1-0	7	73	30	30	3	3	
TOTALS	RPI 1-25	RPI 26-50	W-L RECORDS	RPI 51-100	RPI 101-150	RPI 150+				
11- 9	0- 6	0- 0	OVERALL	4- 2	2- 1	5- 0				
10- 4	0- 4	0- 0	HOME	4- 0	1- 0	5- 0				
0- 5	0- 2	0- 0	AWAY	0- 2	0- 1	0- 0				
1- 0	0- 0	0- 0	NEUTRAL	0- 0	1- 0	0- 0				
8- 3	0- 3	0- 0	NON-CONFERENCE	3- 0	1- 0	4- 0				
7- 2	0- 2	0- 0	HOME	3- 0	0- 0	4- 0				
0- 1	0- 1	0- 0	AWAY	0- 0	0- 0	0- 0				
1- 0	0- 0	0- 0	NEUTRAL	0- 0	1- 0	0- 0				
3- 6	0- 3	0- 0	CONFERENCE	1- 2	1- 1	1- 0				
3- 2	0- 2	0- 0	HOME	1- 0	1- 0	1- 0				
0- 4	0- 1	0- 0	AWAY	0- 2	0- 1	0- 0				
0- 0	0- 0	0- 0	NEUTRAL	0- 0	0- 0	0- 0				

RPI 1-25				RPI 26-50				RPI 51-100 Team's RPI: 62				RPI 101+			
RPI	S	Opponent	Score	RPI	S	Opponent	Score	RPI	S	Opponent	Score	RPI	S	Opponent	Score
3	H	Louisville	41 87					54	A	Georgia Tech	54 61	114	H	Syracuse	77 62
12	H	Indiana	45 58					57	A	North Carolina	58 78	128	A	Notre Dame	53 76
14	H	Oregon St.	53 75					61	H	IUPUI	74 65	134	N	N.C. A&T	68 67
16	A	Florida St.	61 79					67	H	Wake Forest	59 56	165	H	Jackson St.	83 68
16	H	Florida St.	62 73					80	H	North Florida	78 55	173	H	Clemson	68 64
18	A	DePaul	83 89					85	H	Washington St.	74 68	180	H	Binghamton	79 56
												189	H	Miami (OH)	80 62
												254	H	UNC Asheville	75 46
LAST 10 Division I															
16	A	Florida St.	61 79	3	H	Louisville	41 87								
173	H	Clemson	68 64	16	H	Florida St.	62 73								
128	A	Notre Dame	53 76	54	A	Georgia Tech	54 61								
57	A	North Carolina	58 78	67	H	Wake Forest	59 56								
114	H	Syracuse	77 62	85	H	Washington St.	74 68								

Non-Div I Games:

Miami (FL)

■ Loss,
 ■ Non-Conf, S Site,
 ■ Home
 ■ Away
 N Neutral

Average RPI Win:	284	WON-LOST	WINNING	LAST 10	STRENGTH OF	OPP. STRENGTH	TEAM	ADJ.	CONF.	ADJ CONF.
Average RPI Loss:	90	RECORD	PCT. RANK	GAMES	SCHEDULE	OF SCHEDULE	RPI	RPI	RPI	RPI
DIV. I ONLY	7- 11	236	3-7	181	118	189	189	10	10	
DIV. I NON-CONF.	6- 5	151	2-1	258	182	145	145	10	10	
TOTALS	RPI 1-25	RPI 26-50	W-L RECORDS	RPI 51-100	RPI 101-150	RPI 150+				
7- 11	0- 2	0- 0	OVERALL	0- 4	0- 3	7- 2				
3- 2	0- 0	0- 0	HOME	0- 1	0- 1	3- 0				
3- 8	0- 2	0- 0	AWAY	0- 3	0- 1	3- 2				
1- 1	0- 0	0- 0	NEUTRAL	0- 0	0- 1	1- 0				
6- 5	0- 1	0- 0	NON-CONFERENCE	0- 2	0- 2	6- 0				
2- 0	0- 0	0- 0	HOME	0- 0	0- 0	2- 0				
3- 4	0- 1	0- 0	AWAY	0- 2	0- 1	3- 0				
1- 1	0- 0	0- 0	NEUTRAL	0- 0	0- 1	1- 0				
1- 6	0- 1	0- 0	CONFERENCE	0- 2	0- 1	1- 2				
1- 2	0- 0	0- 0	HOME	0- 1	0- 1	1- 0				
0- 4	0- 1	0- 0	AWAY	0- 1	0- 0	0- 2				
0- 0	0- 0	0- 0	NEUTRAL	0- 0	0- 0	0- 0				

RPI	S	Opponent	Score	RPI	S	Opponent	Score	RPI	S	Opponent	Score	RPI	S	Opponent	Score	Team's RPI: 189
18	A	DePaul	79 98					53	A	Bradley	68 79	104	A	Cincinnati	68 98	
21	A	Central Mich.	70 76					62	A	Miami (FL)	62 80	110	H	Kent St.	75 78	
								65	A	Ball St.	63 80	113	N	Liberty	53 65	
								68	H	Buffalo	72 86	178	A	Eastern Mich.	53 80	
												195	A	Akron	62 70	
												203	H	Northern Ill.	66 64	
												262	A	South Alabama	76 73	
												277	A	Eastern Ky.	75 57	
												287	A	Pittsburgh	80 71	
												305	N	Prairie View	65 52	
												317	H	Evansville	72 64	
												339	H	UIC	85 35	
LAST 10 Division I																
65	A	Ball St.	63 80	203	H	Northern Ill.	66 64									
195	A	Akron	62 70	68	H	Buffalo	72 86									
110	H	Kent St.	75 78	317	H	Evansville	72 64									
178	A	Eastern Mich.	53 80	287	A	Pittsburgh	80 71									
21	A	Central Mich.	70 76	104	A	Cincinnati	68 98									

Non-Div I Games: Tiffin 83 51

Miami (OH)

Average RPI Win:	157	WON-LOST	WINNING	LAST 10	STRENGTH OF	OPP. STRENGTH	TEAM	ADJ.	CONF.	ADJ CONF.
Average RPI Loss:	39	RECORD	PCT. RANK	GAMES	SCHEDULE	OF SCHEDULE	RPI	RPI	RPI	RPI
DIV. I ONLY	13- 6	66	5-5	45	51	48	48	2	2	
DIV. I NON-CONF.	9- 2	38	1-1	114	147	58	58	2	2	
TOTALS	RPI 1-25	RPI 26-50	W-L RECORDS	RPI 51-100	RPI 101-150	RPI 150+				
13- 6	0- 4	1- 1	OVERALL	2- 0	4- 1	6- 0				
9- 2	0- 1	1- 0	HOME	2- 0	2- 1	4- 0				
3- 3	0- 2	0- 1	AWAY	0- 0	1- 0	2- 0				
1- 1	0- 1	0- 0	NEUTRAL	0- 0	1- 0	0- 0				
9- 2	0- 1	0- 0	NON-CONFERENCE	1- 0	3- 1	5- 0				
6- 1	0- 0	0- 0	HOME	1- 0	2- 1	3- 0				
2- 0	0- 0	0- 0	AWAY	0- 0	0- 0	2- 0				
1- 1	0- 1	0- 0	NEUTRAL	0- 0	1- 0	0- 0				
4- 4	0- 3	1- 1	CONFERENCE	1- 0	1- 0	1- 0				
3- 1	0- 1	1- 0	HOME	1- 0	0- 0	1- 0				
1- 3	0- 2	0- 1	AWAY	0- 0	1- 0	0- 0				
0- 0	0- 0	0- 0	NEUTRAL	0- 0	0- 0	0- 0				

RPI 1-25				RPI 26-50				Team's RPI: 48	RPI 51-100				RPI 101+			
RPI	S	Opponent	Score	RPI	S	Opponent	Score		RPI	S	Opponent	Score	RPI	S	Opponent	Score
8	A	Maryland	55 70	37	H	Rutgers	71 57		53	H	Bradley	77 57	110	N	Kent St.	88 53
8	H	Maryland	49 77	50	A	Nebraska	71 74		96	H	Michigan St.	89 69	114	H	Syracuse	84 76
16	N	Florida St.	69 79										121	A	Wisconsin	68 56
25	A	Ohio St.	69 78										128	H	Notre Dame	72 76
													132	H	Western Mich.	76 55
													178	A	Eastern Mich.	57 38
													187	H	Penn St.	82 48
													195	A	Akron	80 71
													261	H	Morgan St.	80 48
													270	H	Oakland	79 64
													281	H	Appalachian St.	62 35
LAST 10 Division I																
				37	H	Rutgers	71 57		96	H	Michigan St.	89 69				
				50	A	Nebraska	71 74		187	H	Penn St.	82 48				
				121	A	Wisconsin	68 56		8	A	Maryland	55 70				
				8	H	Maryland	49 77		16	N	Florida St.	69 79				
				25	A	Ohio St.	69 78		281	H	Appalachian St.	62 35				

Non-Div I Games:

Michigan

■ Loss,
 ■ Non-Conf, S Site,
 ■ Home
 ■ Away
 N Neutral

Michigan St.

Through Games Of Jan. 27, 2020

Average RPI Win:	171	WON-LOST	WINNING	LAST 10	STRENGTH OF	OPP. STRENGTH	TEAM	ADJ.	CONF.	ADJ CONF.
Average RPI Loss:	51	RECORD	PCT. RANK	GAMES	SCHEDULE	OF SCHEDULE	RPI	RPI	RPI	RPI
DIV. I ONLY	11- 9	150	4-6	76	9	96	96	2	2	
DIV. I NON-CONF.	7- 4	100	0-1	268	41	159	159	2	2	
TOTALS	RPI 1-25	RPI 26-50	W-L RECORDS	RPI 51-100	RPI 101-150	RPI 150+				
11- 9	1- 5	2- 2	OVERALL	0- 0	2- 1	6- 1				
8- 1	1- 1	1- 0	HOME	0- 0	1- 0	5- 0				
2- 5	0- 3	1- 1	AWAY	0- 0	1- 0	0- 1				
1- 3	0- 1	0- 1	NEUTRAL	0- 0	0- 1	1- 0				
7- 4	0- 2	0- 1	NON-CONFERENCE	0- 0	1- 1	6- 0				
5- 0	0- 0	0- 0	HOME	0- 0	0- 0	5- 0				
1- 1	0- 1	0- 0	AWAY	0- 0	1- 0	0- 0				
1- 3	0- 1	0- 1	NEUTRAL	0- 0	0- 1	1- 0				
4- 5	1- 3	2- 1	CONFERENCE	0- 0	1- 0	0- 1				
3- 1	1- 1	1- 0	HOME	0- 0	1- 0	0- 0				
1- 4	0- 2	1- 1	AWAY	0- 0	0- 0	0- 1				
0- 0	0- 0	0- 0	NEUTRAL	0- 0	0- 0	0- 0				

RPI	S	Opponent	Score	RPI	S	Opponent	Score	RPI	S	Opponent	Score	RPI	S	Opponent	Score
5	A	Iowa	57 74	37	A	Rutgers	66 55					114	N	Syracuse	63 77
12	A	Indiana	67 79	40	N	West Virginia	57 63					121	H	Wisconsin	69 52
15	H	Northwestern	48 76	48	A	Michigan	69 89					128	A	Notre Dame	72 69
16	A	Florida St.	68 78	50	H	Nebraska	78 70					170	N	Kansas St.	65 60
24	N	LSU	56 58									178	H	Eastern Mich.	85 50
25	H	Ohio St.	68 65									187	A	Penn St.	73 86
												242	H	Morehead St.	93 48
												270	H	Oakland	76 56
												312	H	Detroit Mercy	110 52
												345	H	Hartford	79 34
LAST 10 Division I															
5	A	Iowa	57 74	187	A	Penn St.	73 86								
15	H	Northwestern	48 76	48	A	Michigan	69 89								
37	A	Rutgers	66 55	50	H	Nebraska	78 70								
25	H	Ohio St.	68 65	12	A	Indiana	67 79								
121	H	Wisconsin	69 52	40	N	West Virginia	57 63								

Non-Div I Games:

Michigan St.

■ Loss,
■ Non-Conf,
■ S Site,
■ H Home
■ A Away
N Neutral

Middle Tenn.

Through Games Of Jan. 27, 2020

Average RPI Win:	172	WON-LOST	WINNING	LAST 10	STRENGTH OF	OPP. STRENGTH	TEAM	ADJ.	CONF.	ADJ CONF.
Average RPI Loss:	62	RECORD	PCT. RANK	GAMES	SCHEDULE	OF SCHEDULE	RPI	RPI	RPI	RPI
DIV. I ONLY	13- 7	93	7-3	41	89	52	52	13	13	
DIV. I NON-CONF.	8- 4	90	2-0	23	36	42	42	13	13	
TOTALS	RPI 1-25	RPI 26-50	W-L RECORDS	RPI 51-100	RPI 101-150	RPI 150+				
13- 7	1- 2	0- 3	OVERALL	1- 1	4- 0	7- 1				
8- 2	1- 1	0- 1	HOME	1- 0	2- 0	4- 0				
4- 3	0- 0	0- 1	AWAY	0- 1	1- 0	3- 1				
1- 2	0- 1	0- 1	NEUTRAL	0- 0	1- 0	0- 0				
8- 4	1- 2	0- 1	NON-CONFERENCE	0- 1	4- 0	3- 0				
5- 1	1- 1	0- 0	HOME	0- 0	2- 0	2- 0				
2- 1	0- 0	0- 0	AWAY	0- 1	1- 0	1- 0				
1- 2	0- 1	0- 1	NEUTRAL	0- 0	1- 0	0- 0				
5- 3	0- 0	0- 2	CONFERENCE	1- 0	0- 0	4- 1				
3- 1	0- 0	0- 1	HOME	1- 0	0- 0	2- 0				
2- 2	0- 0	0- 1	AWAY	0- 0	0- 0	2- 1				
0- 0	0- 0	0- 0	NEUTRAL	0- 0	0- 0	0- 0				

RPI 1-25				RPI 26-50				RPI 51-100 Team's RPI: 52				RPI 101+			
RPI	S	Opponent	Score	RPI	S	Opponent	Score	RPI	S	Opponent	Score	RPI	S	Opponent	Score
10	N	Gonzaga	50 62	26	A	Western Ky.	63 71	66	A	Belmont	57 68	112	H	VCU	86 63
20	H	Kentucky	52 67	27	N	Arizona St.	60 61	76	H	Charlotte	83 59	125	A	Tulane	64 62
23	H	TCU	82 70	32	H	Old Dominion	56 67					136	N	Auburn	73 50
												139	H	Tennessee Tech	64 58
												168	H	Fla. Atlantic	81 66
												174	H	Furman	78 62
												199	A	Southern Miss.	77 69
												244	A	Marshall	75 55
												251	A	Louisiana Tech	60 78
												265	H	Lipscomb	70 49
												272	A	East Carolina	68 66
												297	H	FIU	72 56
LAST 10 Division I															
199	A	Southern Miss.	77 69	244	A	Marshall	75 55								
251	A	Louisiana Tech	60 78	76	H	Charlotte	83 59								
297	H	FIU	72 56	32	H	Old Dominion	56 67								
168	H	Fla. Atlantic	81 66	23	H	TCU	82 70								
26	A	Western Ky.	63 71	112	H	VCU	86 63								

Non-Div I Games:

Middle Tenn.

■ Loss,
 ■ Non-Conf, S Site,
 ■ Home
 ■ Away
 N Neutral

Milwaukee

Through Games Of Jan. 27, 2020

Average RPI Win:	254	WON-LOST	WINNING	LAST 10	STRENGTH OF	OPP. STRENGTH	TEAM	ADJ.	CONF.	ADJ CONF.
Average RPI Loss:	132	RECORD	PCT. RANK	GAMES	SCHEDULE	OF SCHEDULE	RPI	RPI	RPI	RPI
DIV. I ONLY	6- 13	272	4-6	180	185	264	264	21	21	
DIV. I NON-CONF.	2- 8	295	0-1	128	75	282	282	18	18	
TOTALS	RPI 1-25	RPI 26-50	W-L RECORDS	RPI 51-100	RPI 101-150	RPI 150+				
6- 13	0- 1	0- 2	OVERALL	0- 2	1- 2	5- 6				
4- 5	0- 0	0- 1	HOME	0- 1	1- 0	3- 3				
2- 8	0- 1	0- 1	AWAY	0- 1	0- 2	2- 3				
0- 0	0- 0	0- 0	NEUTRAL	0- 0	0- 0	0- 0				
2- 8	0- 1	0- 2	NON-CONFERENCE	0- 1	0- 1	2- 3				
2- 3	0- 0	0- 1	HOME	0- 0	0- 0	2- 2				
0- 5	0- 1	0- 1	AWAY	0- 1	0- 1	0- 1				
0- 0	0- 0	0- 0	NEUTRAL	0- 0	0- 0	0- 0				
4- 5	0- 0	0- 0	CONFERENCE	0- 1	1- 1	3- 3				
2- 2	0- 0	0- 0	HOME	0- 1	1- 0	1- 1				
2- 3	0- 0	0- 0	AWAY	0- 0	0- 1	2- 2				
0- 0	0- 0	0- 0	NEUTRAL	0- 0	0- 0	0- 0				

RPI 1-25				RPI 26-50				RPI 51-100				RPI 101+ Team's RPI: 264			
RPI	S	Opponent	Score	RPI	S	Opponent	Score	RPI	S	Opponent	Score	RPI	S	Opponent	Score
18	A	DePaul	65 94	29	A	Purdue	55 68	61	H	IUPUI	52 75	121	A	Wisconsin	40 71
				39	H	Marquette	56 78	70	A	Minnesota	61 77	143	H	Wright St.	60 58
												144	A	Green Bay	48 61
												161	A	Columbia	46 74
												191	H	Bowling Green	51 63
												193	H	North Dakota	58 66
												196	A	Cleveland St.	49 58
												203	H	Northern Ill.	78 65
												208	A	Youngstown St.	74 62
												228	H	Northern Ky.	49 61
												270	A	Oakland	62 78
												312	A	Detroit Mercy	63 48
												316	H	Ark.-Pine Bluff	69 55
												339	H	UIC	71 55
LAST 10 Division I															
208	A	Youngstown St.	74 62	312	A	Detroit Mercy	63 48								
196	A	Cleveland St.	49 58	144	A	Green Bay	48 61								
61	H	IUPUI	52 75	228	H	Northern Ky.	49 61								
339	H	UIC	71 55	143	H	Wright St.	60 58								
270	A	Oakland	62 78	193	H	North Dakota	58 66								

Non-Div I Games: Wis.-Parkside 84 77

Milwaukee

■ Loss,
 ■ Non-Conf,
 ■ S Site,
 ■ H Home
 ■ A Away
 N Neutral

Average RPI Win:	166	WON-LOST	WINNING	LAST 10	STRENGTH OF	OPP. STRENGTH	TEAM	ADJ.	CONF.	ADJ CONF.
Average RPI Loss:	49	RECORD	PCT. RANK	GAMES	SCHEDULE	OF SCHEDULE	RPI	RPI	RPI	RPI
DIV. I ONLY	12- 8	116	3-7	52	27	70	70	2	2	
DIV. I NON-CONF.	10- 1	19	1-0	132	120	38	38	2	2	
TOTALS	RPI 1-25	RPI 26-50	W-L RECORDS	RPI 51-100	RPI 101-150	RPI 150+				
12- 8	0- 5	2- 1	OVERALL	0- 0	4- 2	6- 0				
7- 5	0- 4	1- 0	HOME	0- 0	2- 1	4- 0				
5- 3	0- 1	1- 1	AWAY	0- 0	2- 1	2- 0				
0- 0	0- 0	0- 0	NEUTRAL	0- 0	0- 0	0- 0				
10- 1	0- 1	1- 0	NON-CONFERENCE	0- 0	4- 0	5- 0				
7- 1	0- 1	1- 0	HOME	0- 0	2- 0	4- 0				
3- 0	0- 0	0- 0	AWAY	0- 0	2- 0	1- 0				
0- 0	0- 0	0- 0	NEUTRAL	0- 0	0- 0	0- 0				
2- 7	0- 4	1- 1	CONFERENCE	0- 0	0- 2	1- 0				
0- 4	0- 3	0- 0	HOME	0- 0	0- 1	0- 0				
2- 3	0- 1	1- 1	AWAY	0- 0	0- 1	1- 0				
0- 0	0- 0	0- 0	NEUTRAL	0- 0	0- 0	0- 0				

RPI S	Opponent	Score	RPI S	Opponent	Score	RPI S	Opponent	Score	RPI S	Opponent	Score
5	H Iowa	75 76	27	H Arizona St.	80 66				116	H Lehigh	77 49
12	A Indiana	52 65	29	A Purdue	72 59				119	H Montana St.	71 60
13	H Missouri St.	69 77	50	A Nebraska	58 72				121	H Wisconsin	62 72
15	H Northwestern	54 56							128	A Notre Dame	75 67
25	H Ohio St.	63 66							148	A George Washington	83 50
									150	A Illinois	71 74
									187	A Penn St.	81 74
									190	A American	70 53
									192	H UC Davis	76 67
									264	H Milwaukee	77 61
									282	H Vermont	90 58
									313	H Bryant	101 56
LAST 10 Division I											
12	A Indiana	52 65	15	H Northwestern	54 56						
121	H Wisconsin	62 72	50	A Nebraska	58 72						
29	A Purdue	72 59	25	H Ohio St.	63 66						
5	H Iowa	75 76	187	A Penn St.	81 74						
150	A Illinois	71 74	116	H Lehigh	77 49						

Non-Div I Games:

Minnesota

■ Loss,
 ■ Non-Conf,
 ■ S Site,
 ■ H Home
 ■ A Away
 N Neutral

Mississippi St.

Through Games Of Jan. 27, 2020

Average RPI Win:	129	WON-LOST	WINNING	LAST 10	STRENGTH OF	OPP. STRENGTH	TEAM	ADJ.	CONF.	ADJ CONF.
Average RPI Loss:	15	RECORD	PCT. RANK	GAMES	SCHEDULE	OF SCHEDULE	RPI	RPI	RPI	RPI
DIV. I ONLY	18- 3	17	9-1	21	22	11	11	4	4	
DIV. I NON-CONF.	12- 2	29	3-0	27	39	12	12	5	5	
TOTALS	RPI 1-25	RPI 26-50	W-L RECORDS	RPI 51-100	RPI 101-150	RPI 150+				
18- 3	1- 2	2- 1	OVERALL	5- 0	4- 0	6- 0				
8- 1	1- 0	0- 1	HOME	2- 0	1- 0	4- 0				
6- 1	0- 1	1- 0	AWAY	2- 0	2- 0	1- 0				
4- 1	0- 1	1- 0	NEUTRAL	1- 0	1- 0	1- 0				
12- 2	0- 1	2- 1	NON-CONFERENCE	3- 0	2- 0	5- 0				
5- 1	0- 0	0- 1	HOME	2- 0	0- 0	3- 0				
3- 0	0- 0	1- 0	AWAY	0- 0	1- 0	1- 0				
4- 1	0- 1	1- 0	NEUTRAL	1- 0	1- 0	1- 0				
6- 1	1- 1	0- 0	CONFERENCE	2- 0	2- 0	1- 0				
3- 0	1- 0	0- 0	HOME	0- 0	1- 0	1- 0				
3- 1	0- 1	0- 0	AWAY	2- 0	1- 0	0- 0				
0- 0	0- 0	0- 0	NEUTRAL	0- 0	0- 0	0- 0				

RPI 1-25				RPI 26-50				RPI 51-100				RPI 101+			
RPI	S	Opponent	Score	RPI	S	Opponent	Score	RPI	S	Opponent	Score	RPI	S	Opponent	Score
1	A	South Carolina	79 81	35	N	Virginia	72 59	64	H	Troy	122 82	127	H	Florida	93 47
4	N	Stanford	62 67	39	A	Marquette	74 68	73	A	Georgia	73 66	129	A	Louisiana	64 48
24	H	LSU	64 60	40	H	West Virginia	65 71	78	N	South Fla.	86 61	144	N	Green Bay	83 58
								84	A	Vanderbilt	68 52	145	A	Missouri	79 64
								86	H	UT Martin	82 46	165	A	Jackson St.	92 53
												198	H	Little Rock	89 50
												199	H	Southern Miss.	91 58
												223	H	Murray St.	124 43
												230	N	San Francisco	73 38
												275	H	Ole Miss	80 39
LAST 10 Division I															
275	H	Ole Miss	80 39	73	A	Georgia	73 66								
84	A	Vanderbilt	68 52	127	H	Florida	93 47								
1	A	South Carolina	79 81	198	H	Little Rock	89 50								
24	H	LSU	64 60	35	N	Virginia	72 59								
145	A	Missouri	79 64	78	N	South Fla.	86 61								

Non-Div I Games:

Mississippi St.

■ Loss,
■ Non-Conf, S Site,
■ Home
■ Away
N Neutral

Average RPI Win: 350				Through Games of Sun. 17, 1910													
WON-LOST		WINNING		LAST 10		STRENGTH OF		OPP. STRENGTH		TEAM		ADJ.		CONF.		ADJ CONF.	
RECORD		PCT. RANK		GAMES		SCHEDULE		OF SCHEDULE		RPI		RPI		RPI		RPI	
DIV. I ONLY		1- 17		346		0-10		347		343		351		351		31	
DIV. I NON-CONF.		1- 10		329		0-3		332		337		348		348		29	
TOTALS		RPI 1-25		RPI 26-50		W-L RECORDS		RPI 51-100		RPI 101-150		RPI 150+					
1- 17		0- 0		0- 0		OVERALL		0- 0		0- 1		1- 16					
1- 5		0- 0		0- 0		HOME		0- 0		0- 0		1- 5					
0- 11		0- 0		0- 0		AWAY		0- 0		0- 1		0- 10					
0- 1		0- 0		0- 0		NEUTRAL		0- 0		0- 0		0- 1					
1- 10		0- 0		0- 0		NON-CONFERENCE		0- 0		0- 0		1- 10					
1- 2		0- 0		0- 0		HOME		0- 0		0- 0		1- 2					
0- 7		0- 0		0- 0		AWAY		0- 0		0- 0		0- 7					
0- 1		0- 0		0- 0		NEUTRAL		0- 0		0- 0		0- 1					
0- 7		0- 0		0- 0		CONFERENCE		0- 0		0- 1		0- 6					
0- 3		0- 0		0- 0		HOME		0- 0		0- 0		0- 3					
0- 4		0- 0		0- 0		AWAY		0- 0		0- 1		0- 3					
0- 0		0- 0		0- 0		NEUTRAL		0- 0		0- 0		0- 0					

RPI 1-25				RPI 26-50				RPI 51-100				RPI 101+				Team's RPI: 351	
RPI	S	Opponent	Score	RPI	S	Opponent	Score	RPI	S	Opponent	Score	RPI	S	Opponent	Score		
												108	A	Texas Southern	58	88	
												160	A	Memphis	54	91	
												171	A	North Ala.	60	86	
												175	H	Austin Peay	82	100	
												199	A	Southern Miss.	80	84	
												215	A	Wyoming	22	95	
												223	H	Murray St.	66	72	
												240	H	Southern U.	54	84	
												260	A	Colorado St.	46	65	
												275	A	Ole Miss	53	72	
												278	A	Alabama A&M	48	68	
												301	N	Omaha	70	78	
												305	A	Prairie View	47	81	
												316	H	Ark.-Pine Bluff	77	80	
												318	H	Alcorn	67	81	
												328	A	Alabama St.	64	77	
												346	A	La.-Monroe	66	74	
												350	H	Florida A&M	71	70	
EAST 10 Division I																	
				305	A	Prairie View	47	81	328	A	Alabama St.	64	77				
				108	A	Texas Southern	58	88	316	H	Ark.-Pine Bluff	77	80				
				240	H	Southern U.	54	84	346	A	La.-Monroe	66	74				
				318	H	Alcorn	67	81	160	A	Memphis	54	91				
				278	A	Alabama A&M	48	68	260	A	Colorado St.	46	65				

Non-Div I Games:

Mississippi Val.

Loss, Non-Conf, S Site, H Home A Away N Neutral

Average RPI Win:	185	WON-LOST	WINNING	LAST 10	STRENGTH OF	OPP. STRENGTH	TEAM	ADJ.	CONF.	ADJ CONF.
Average RPI Loss:	72	RECORD	PCT. RANK	GAMES	SCHEDULE	OF SCHEDULE	RPI	RPI	RPI	RPI
DIV. I ONLY	5- 15	294	2-8	4	68	145	145	4	4	
DIV. I NON-CONF.	3- 10	282	0-3	36	103	224	224	5	5	
TOTALS	RPI 1-25	RPI 26-50	W-L RECORDS	RPI 51-100	RPI 101-150	RPI 150+				
5- 15	1- 5	0- 3	OVERALL	1- 3	0- 2	3- 2				
4- 6	1- 3	0- 1	HOME	1- 1	0- 1	2- 0				
1- 7	0- 2	0- 2	AWAY	0- 1	0- 1	1- 1				
0- 2	0- 0	0- 0	NEUTRAL	0- 1	0- 0	0- 1				
3- 10	0- 2	0- 2	NON-CONFERENCE	1- 2	0- 2	2- 2				
3- 4	0- 1	0- 1	HOME	1- 1	0- 1	2- 0				
0- 4	0- 1	0- 1	AWAY	0- 0	0- 1	0- 1				
0- 2	0- 0	0- 0	NEUTRAL	0- 1	0- 0	0- 1				
2- 5	1- 3	0- 1	CONFERENCE	0- 1	0- 0	1- 0				
1- 2	1- 2	0- 0	HOME	0- 0	0- 0	0- 0				
1- 3	0- 1	0- 1	AWAY	0- 1	0- 0	1- 0				
0- 0	0- 0	0- 0	NEUTRAL	0- 0	0- 0	0- 0				

RPI 1-25				RPI 26-50				RPI 51-100				RPI 101+ Team's RPI: 145			
RPI	S	Opponent	Score	RPI	S	Opponent	Score	RPI	S	Opponent	Score	RPI	S	Opponent	Score
1	H	South Carolina	45 78	47	A	Arkansas	73 90	51	A	Tennessee	66 77	144	A	Green Bay	64 72
11	H	Mississippi St.	64 79	49	A	South Dakota	56 72	57	N	North Carolina	69 82	150	H	Illinois	51 58
13	A	Missouri St.	72 79	50	H	Nebraska	85 90	58	H	UNI	73 78	179	N	New Mexico	68 71
17	A	Texas A&M	53 72					99	H	Saint Louis	83 58	205	H	Western Ill.	97 89
22	H	Princeton	33 68									227	A	UMKC	56 59
24	H	LSU	69 65									275	A	Ole Miss	71 57
												320	H	SIUE	68 51
LAST 10 Division I															
17	A	Texas A&M	53 72	24	H	LSU	69 65	51	A	Tennessee	66 77	150	H	Illinois	51 58
275	A	Ole Miss	71 57					22	H	Princeton	33 68	13	A	Missouri St.	72 79
1	H	South Carolina	45 78												
47	A	Arkansas	73 90												
11	H	Mississippi St.	64 79												

Non-Div I Games:

Missouri

■ Loss,
■ Non-Conf, S Site,
■ Home
■ Away
N Neutral

Average RPI Win:	137	WON-LOST	WINNING	LAST 10	STRENGTH OF	OPP. STRENGTH	TEAM	ADJ.	CONF.	ADJ CONF.
Average RPI Loss:	37	RECORD	PCT. RANK	GAMES	SCHEDULE	OF SCHEDULE	RPI	RPI	RPI	RPI
DIV. I ONLY	15- 3	26	8-2	35	60	13	13	7	7	
DIV. I NON-CONF.	9- 2	38	2-1	12	15	4	4	7	7	
TOTALS	RPI 1-25	RPI 26-50	W-L RECORDS	RPI 51-100	RPI 101-150	RPI 150+				
15- 3	0- 2	3- 0	OVERALL	2- 1	4- 0	6- 0				
7- 0	0- 0	1- 0	HOME	1- 0	2- 0	3- 0				
8- 3	0- 2	2- 0	AWAY	1- 1	2- 0	3- 0				
0- 0	0- 0	0- 0	NEUTRAL	0- 0	0- 0	0- 0				
9- 2	0- 2	2- 0	NON-CONFERENCE	1- 0	3- 0	3- 0				
5- 0	0- 0	0- 0	HOME	0- 0	2- 0	3- 0				
4- 2	0- 2	2- 0	AWAY	1- 0	1- 0	0- 0				
0- 0	0- 0	0- 0	NEUTRAL	0- 0	0- 0	0- 0				
6- 1	0- 0	1- 0	CONFERENCE	1- 1	1- 0	3- 0				
2- 0	0- 0	1- 0	HOME	1- 0	0- 0	0- 0				
4- 1	0- 0	0- 0	AWAY	0- 1	1- 0	3- 0				
0- 0	0- 0	0- 0	NEUTRAL	0- 0	0- 0	0- 0				

RPI 1-25				Team's RPI: 13				RPI 26-50				RPI 51-100				RPI 101+			
RPI	S	Opponent	Score	RPI	S	Opponent	Score	RPI	S	Opponent	Score	RPI	S	Opponent	Score	RPI	S	Opponent	Score
10	A	Gonzaga	52 64	30	H	Drake	69 67	58	H	UNI	80 66	103	A	Loyola Chicago	74 72				
14	A	Oregon St.	69 80	36	A	Oklahoma	96 90	70	A	Minnesota	77 69	109	A	Boise St.	72 69				
				49	A	South Dakota	74 66	88	A	Southern Ill.	68 70	140	H	A&M-Corpus Christi	79 51				
												145	H	Missouri	79 72				
												163	A	Valparaiso	81 68				
												166	H	Wichita St.	68 55				
												169	H	Santa Clara	71 64				
												227	H	UMKC	83 58				
												269	A	Indiana St.	76 55				
												317	A	Evansville	81 55				
LAST 10 Division I																			
317	A	Evansville	81 55	163	A	Valparaiso	81 68												
269	A	Indiana St.	76 55	103	A	Loyola Chicago	74 72												
88	A	Southern Ill.	68 70	10	A	Gonzaga	52 64												
58	H	UNI	80 66	145	H	Missouri	79 72												
30	H	Drake	69 67	166	H	Wichita St.	68 55												

Non-Div I Games: William Jewell 111 39

Missouri St.

Average RPI Win: 275	WON-LOST	WINNING	LAST 10	STRENGTH OF	OPP. STRENGTH	TEAM	ADJ.	CONF.	ADJ CONF.
Average RPI Loss: 167	RECORD	PCT. RANK	GAMES	SCHEDULE	OF SCHEDULE	RPI	RPI	RPI	RPI
DIV. I ONLY	5- 14	290	2-8	231	242	286	286	24	24
DIV. I NON-CONF.	3- 6	235	1-0	129	199	189	189	25	25
TOTALS	RPI 1-25	RPI 26-50	W-L RECORDS	RPI 51-100	RPI 101-150	RPI 150+			
5- 14	0- 1	0- 1	OVERALL	0- 3	0- 2	5- 7			
2- 5	0- 0	0- 0	HOME	0- 1	0- 1	2- 3			
2- 9	0- 1	0- 1	AWAY	0- 2	0- 1	2- 4			
1- 0	0- 0	0- 0	NEUTRAL	0- 0	0- 0	1- 0			
3- 6	0- 1	0- 1	NON-CONFERENCE	0- 1	0- 2	3- 1			
1- 1	0- 0	0- 0	HOME	0- 0	0- 1	1- 0			
1- 5	0- 1	0- 1	AWAY	0- 1	0- 1	1- 1			
1- 0	0- 0	0- 0	NEUTRAL	0- 0	0- 0	1- 0			
2- 8	0- 0	0- 0	CONFERENCE	0- 2	0- 0	2- 6			
1- 4	0- 0	0- 0	HOME	0- 1	0- 0	1- 3			
1- 4	0- 0	0- 0	AWAY	0- 1	0- 0	1- 3			
0- 0	0- 0	0- 0	NEUTRAL	0- 0	0- 0	0- 0			

RPI 1-25				RPI 26-50				RPI 51-100				RPI 101+ Team's RPI: 286			
RPI	S	Opponent	Score	RPI	S	Opponent	Score	RPI	S	Opponent	Score	RPI	S	Opponent	Score
22	A	Princeton	40 52	33	A	Arizona	34 86	60	A	Bucknell	37 71	133	H	Providence	52 68
								72	A	Marist	66 76	146	A	San Diego	49 57
								72	H	Marist	53 74	182	A	Quinnipiac	53 60
												201	H	Lafayette	52 44
												220	H	Manhattan	62 60
												221	H	Iona	33 36
												226	H	Niagara	70 73
												248	A	Fairfield	38 49
												274	A	Loyola Maryland	48 64
												306	A	Siena	39 51
												307	N	Purdue Fort Wayne	60 46
												314	A	Albany (NY)	53 41
												333	A	Saint Peter's	81 67
												338	H	Canisius	62 71
LAST 10 Division I															
				72	H	Marist	53 74			221	H	Iona	33 36		
				306	A	Siena	39 51			248	A	Fairfield	38 49		
				226	H	Niagara	70 73			338	H	Canisius	62 71		
				182	A	Quinnipiac	53 60			72	A	Marist	66 76		
				333	A	Saint Peter's	81 67			314	A	Albany (NY)	53 41		

Non-Div I Games:

Monmouth

Montana

Through Games Of Jan. 27, 2020

Average RPI Win:	269	WON-LOST	WINNING	LAST 10	STRENGTH OF	OPP. STRENGTH	TEAM	ADJ.	CONF.	ADJ CONF.
Average RPI Loss:	134	RECORD	PCT. RANK	GAMES	SCHEDULE	OF SCHEDULE	RPI	RPI	RPI	RPI
DIV. I ONLY	8- 8	176	5-5	182	300	194	194	20	20	
DIV. I NON-CONF.	3- 4	201	0-1	26	315	117	117	17	17	
TOTALS	RPI 1-25	RPI 26-50	W-L RECORDS	RPI 51-100	RPI 101-150	RPI 150+				
8- 8	0- 0	0- 2	OVERALL	0- 2	0- 0	8- 4				
4- 4	0- 0	0- 1	HOME	0- 1	0- 0	4- 2				
4- 3	0- 0	0- 1	AWAY	0- 1	0- 0	4- 1				
0- 1	0- 0	0- 0	NEUTRAL	0- 0	0- 0	0- 1				
3- 4	0- 0	0- 2	NON-CONFERENCE	0- 1	0- 0	3- 1				
1- 2	0- 0	0- 1	HOME	0- 1	0- 0	1- 0				
2- 1	0- 0	0- 1	AWAY	0- 0	0- 0	2- 0				
0- 1	0- 0	0- 0	NEUTRAL	0- 0	0- 0	0- 1				
5- 4	0- 0	0- 0	CONFERENCE	0- 1	0- 0	5- 3				
3- 2	0- 0	0- 0	HOME	0- 0	0- 0	3- 2				
2- 2	0- 0	0- 0	AWAY	0- 1	0- 0	2- 1				
0- 0	0- 0	0- 0	NEUTRAL	0- 0	0- 0	0- 0				

RPI S	Opponent	Score	RPI S	Opponent	Score	RPI S	Opponent	Score	RPI S	Opponent	Score	Team's RPI: 194
33	H Arizona	42 77	71	H Fresno St.	63 76	169	N Santa Clara	58 68				
49	A South Dakota	64 96	97	A Idaho	51 52	186	A Portland St.	65 78				
						200	A Northern Ariz.	79 71				
						210	H Northern Colo.	58 67				
						218	H Southern Utah	81 74				
						236	A Cal St. Fullerton	71 69				
						256	H Grand Canyon	72 67				
						257	H Idaho St.	53 67				
						295	H Eastern Wash.	92 54				
						300	H Weber St.	85 57				
						322	A Sacramento St.	64 60				
						326	A Utah Valley	63 52				
LAST 10 Division I												
300	H Weber St.	85 57	210	H Northern Colo.	58 67							
257	H Idaho St.	53 67	218	H Southern Utah	81 74							
97	A Idaho	51 52	322	A Sacramento St.	64 60							
186	A Portland St.	65 78	200	A Northern Ariz.	79 71							
295	H Eastern Wash.	92 54	49	A South Dakota	64 96							

Non-Div I Games: Mont. St.-Northern 98 45 Mont. St. Billings 70 53

Montana

Loss, Non-Conf, S Site, H Home A Away N Neutral

Average RPI Win:	251	WON-LOST	WINNING	LAST 10	STRENGTH OF	OPP. STRENGTH	TEAM	ADJ.	CONF.	ADJ CONF.
Average RPI Loss:	75	RECORD	PCT. RANK	GAMES	SCHEDULE	OF SCHEDULE	RPI	RPI	RPI	RPI
DIV. I ONLY	10- 6	105	8-2	156	215	119	119	20	20	
DIV. I NON-CONF.	2- 5	259	0-1	18	101	140	140	17	17	
TOTALS	RPI 1-25	RPI 26-50	W-L RECORDS	RPI 51-100	RPI 101-150	RPI 150+				
10- 6	0- 2	0- 0	OVERALL	0- 3	0- 0	10- 1				
5- 2	0- 1	0- 0	HOME	0- 1	0- 0	5- 0				
5- 2	0- 0	0- 0	AWAY	0- 2	0- 0	5- 0				
0- 2	0- 1	0- 0	NEUTRAL	0- 0	0- 0	0- 1				
2- 5	0- 2	0- 0	NON-CONFERENCE	0- 2	0- 0	2- 1				
1- 1	0- 1	0- 0	HOME	0- 0	0- 0	1- 0				
1- 2	0- 0	0- 0	AWAY	0- 2	0- 0	1- 0				
0- 2	0- 1	0- 0	NEUTRAL	0- 0	0- 0	0- 1				
8- 1	0- 0	0- 0	CONFERENCE	0- 1	0- 0	8- 0				
4- 1	0- 0	0- 0	HOME	0- 1	0- 0	4- 0				
4- 0	0- 0	0- 0	AWAY	0- 0	0- 0	4- 0				
0- 0	0- 0	0- 0	NEUTRAL	0- 0	0- 0	0- 0				

RPI 1-25				RPI 26-50				RPI 51-100				RPI 101+ Team's RPI: 119			
RPI	S	Opponent	Score	RPI	S	Opponent	Score	RPI	S	Opponent	Score	RPI	S	Opponent	Score
10	H	Gonzaga	55 70					70	A	Minnesota	60 71	166	N	Wichita St.	64 66
17	N	Texas A&M	67 78					91	A	South Dakota St.	50 60	186	A	Portland St.	73 62
								97	H	Idaho	68 69	192	H	UC Davis	77 65
												200	A	Northern Ariz.	72 64
												210	H	Northern Colo.	91 58
												218	H	Southern Utah	91 65
												257	H	Idaho St.	67 59
												295	A	Eastern Wash.	89 85
												300	H	Weber St.	81 52
												322	A	Sacramento St.	85 48
												331	A	Seattle U	73 65
LAST 10 Division I															
257	H	Idaho St.	67 59	218	H	Southern Utah	91 65								
300	H	Weber St.	81 52	210	H	Northern Colo.	91 58								
295	A	Eastern Wash.	89 85	200	A	Northern Ariz.	72 64								
186	A	Portland St.	73 62	322	A	Sacramento St.	85 48								
97	H	Idaho	68 69	17	N	Texas A&M	67 78								

Non-Div I Games: Carroll (MT) 67 33 Mont. St.-Northern 93 34

Montana St.

Average RPI Win: 293	WON-LOST	WINNING	LAST 10	STRENGTH OF	OPP. STRENGTH	TEAM	ADJ.	CONF.	ADJ CONF.
Average RPI Loss: 128	RECORD	PCT. RANK	GAMES	SCHEDULE	OF SCHEDULE	RPI	RPI	RPI	RPI
DIV. I ONLY	6- 12	261	4-6	145	274	242	242	18	18
DIV. I NON-CONF.	2- 8	295	0-2	75	159	254	254	24	24
TOTALS	RPI 1-25	RPI 26-50	W-L RECORDS	RPI 51-100	RPI 101-150	RPI 150+			
6- 12	0- 2	0- 0	OVERALL	0- 3	0- 3	6- 4			
4- 4	0- 0	0- 0	HOME	0- 0	0- 2	4- 2			
2- 8	0- 2	0- 0	AWAY	0- 3	0- 1	2- 2			
0- 0	0- 0	0- 0	NEUTRAL	0- 0	0- 0	0- 0			
2- 8	0- 2	0- 0	NON-CONFERENCE	0- 2	0- 1	2- 3			
2- 2	0- 0	0- 0	HOME	0- 0	0- 1	2- 1			
0- 6	0- 2	0- 0	AWAY	0- 2	0- 0	0- 2			
0- 0	0- 0	0- 0	NEUTRAL	0- 0	0- 0	0- 0			
4- 4	0- 0	0- 0	CONFERENCE	0- 1	0- 2	4- 1			
2- 2	0- 0	0- 0	HOME	0- 0	0- 1	2- 1			
2- 2	0- 0	0- 0	AWAY	0- 1	0- 1	2- 0			
0- 0	0- 0	0- 0	NEUTRAL	0- 0	0- 0	0- 0			

RPI 1-25				RPI 26-50				RPI 51-100				RPI 101+ Team's RPI: 242			
RPI	S	Opponent	Score	RPI	S	Opponent	Score	RPI	S	Opponent	Score	RPI	S	Opponent	Score
9	A	Baylor	47 94					66	A	Belmont	62 71	134	H	N.C. A&T	56 74
20	A	Kentucky	54 79					79	A	Dayton	41 58	139	A	Tennessee Tech	75 82
								96	A	Michigan St.	48 93	139	H	Tennessee Tech	55 75
												163	A	Valparaiso	53 55
												191	A	Bowling Green	65 79
												231	H	Radford	73 62
												243	H	Eastern Ill.	51 57
												246	H	Saint Francis (PA)	65 54
												258	H	Stetson	55 58
												309	A	Jacksonville St.	69 55
												309	H	Jacksonville St.	67 48
												320	H	SIUE	75 69
												340	A	Tennessee St.	84 47
LAST 10 Division I															
309	A	Jacksonville St.	69 55	320	H	SIUE	75 69								
139	A	Tennessee Tech	75 82	139	H	Tennessee Tech	55 75								
66	A	Belmont	62 71	309	H	Jacksonville St.	67 48								
340	A	Tennessee St.	84 47	9	A	Baylor	47 94								
243	H	Eastern Ill.	51 57	163	A	Valparaiso	53 55								

Non-Div I Games: Asbury 107 55 Midway 107 55

Morehead St.

Loss, Non-Conf, S Site, H Home A Away N Neutral

Average RPI Win:	284	WON-LOST	WINNING	LAST 10	STRENGTH OF	OPP. STRENGTH	TEAM	ADJ.	CONF.	ADJ CONF.
Average RPI Loss:	189	RECORD	PCT. RANK	GAMES	SCHEDULE	OF SCHEDULE	RPI	RPI	RPI	RPI
DIV. I ONLY	8- 11	220	6-4	320	307	261	261	30	30	
DIV. I NON-CONF.	2- 9	304	0-2	251	260	307	307	31	31	
TOTALS	RPI 1-25	RPI 26-50	W-L RECORDS	RPI 51-100	RPI 101-150	RPI 150+				
8- 11	0- 0	0- 3	OVERALL	0- 1	1- 0	7- 7				
4- 0	0- 0	0- 0	HOME	0- 0	1- 0	3- 0				
4- 9	0- 0	0- 3	AWAY	0- 0	0- 0	4- 6				
0- 2	0- 0	0- 0	NEUTRAL	0- 1	0- 0	0- 1				
2- 9	0- 0	0- 3	NON-CONFERENCE	0- 1	0- 0	2- 5				
1- 0	0- 0	0- 0	HOME	0- 0	0- 0	1- 0				
1- 7	0- 0	0- 3	AWAY	0- 0	0- 0	1- 4				
0- 2	0- 0	0- 0	NEUTRAL	0- 1	0- 0	0- 1				
6- 2	0- 0	0- 0	CONFERENCE	0- 0	1- 0	5- 2				
3- 0	0- 0	0- 0	HOME	0- 0	1- 0	2- 0				
3- 2	0- 0	0- 0	AWAY	0- 0	0- 0	3- 2				
0- 0	0- 0	0- 0	NEUTRAL	0- 0	0- 0	0- 0				

RPI S	Opponent	Score	RPI S	Opponent	Score	RPI S	Opponent	Score	RPI S	Opponent	Score	Team's RPI: 261
39	A Marquette	48 70	94	N Stony Brook	56 63	134	H N.C. A&T	42 38	152	A Bethune-Cookman	65 74	
48	A Michigan	48 80				195	N Akron	45 52	238	H Howard	74 67	
50	A Nebraska	55 78				244	A Marshall	57 52	259	A Delaware St.	61 69	
						292	H Texas St.	72 62	301	A Omaha	64 70	
						302	A UMBC	63 65	304	A Hofstra	39 51	
						327	A UMES	55 44	333	A Saint Peter's	77 78	
						341	A Coppin St.	47 42	349	H South Carolina St.	77 47	
						350	A Florida A&M	59 47				
LAST 10 Division I												
327	A UMES	55 44	350	A Florida A&M	59 47							
341	A Coppin St.	47 42	349	H South Carolina St.	77 47							
134	H N.C. A&T	42 38	259	A Delaware St.	61 69							
238	H Howard	74 67	195	N Akron	45 52							
152	A Bethune-Cookman	65 74	94	N Stony Brook	56 63							

Non-Div I Games: Washington Adventis84 52 Notre Dame (MD) 113 34

Morgan St.

Loss, Non-Conf, S Site, H Home A Away N Neutral

Average RPI Win:	279	WON-LOST	WINNING	LAST 10	STRENGTH OF	OPP. STRENGTH	TEAM	ADJ.	CONF.	ADJ CONF.
Average RPI Loss:	150	RECORD	PCT. RANK	GAMES	SCHEDULE	OF SCHEDULE	RPI	RPI	RPI	RPI
DIV. I ONLY	9- 9	176	6-4	290	227	235	235	29	29	
DIV. I NON-CONF.	4- 7	225	1-2	147	123	190	190	30	30	
TOTALS	RPI 1-25	RPI 26-50	W-L RECORDS	RPI 51-100	RPI 101-150	RPI 150+				
9- 9	0- 2	0- 1	OVERALL	0- 0	1- 1	8- 5				
6- 2	0- 0	0- 0	HOME	0- 0	0- 1	6- 1				
2- 6	0- 2	0- 1	AWAY	0- 0	0- 0	2- 3				
1- 1	0- 0	0- 0	NEUTRAL	0- 0	1- 0	0- 1				
4- 7	0- 2	0- 1	NON-CONFERENCE	0- 0	1- 1	3- 3				
2- 1	0- 0	0- 0	HOME	0- 0	0- 1	2- 0				
1- 5	0- 2	0- 1	AWAY	0- 0	0- 0	1- 2				
1- 1	0- 0	0- 0	NEUTRAL	0- 0	1- 0	0- 1				
5- 2	0- 0	0- 0	CONFERENCE	0- 0	0- 0	5- 2				
4- 1	0- 0	0- 0	HOME	0- 0	0- 0	4- 1				
1- 1	0- 0	0- 0	AWAY	0- 0	0- 0	1- 1				
0- 0	0- 0	0- 0	NEUTRAL	0- 0	0- 0	0- 0				

RPI 1-25				RPI 26-50				RPI 51-100				RPI 101+ Team's RPI: 235			
RPI	S	Opponent	Score	RPI	S	Opponent	Score	RPI	S	Opponent	Score	RPI	S	Opponent	Score
12	A	Indiana	52 75	32	A	Old Dominion	34 85					116	H	Lehigh	65 66
20	A	Kentucky	44 67									117	N	Richmond	75 67
												172	A	Merrimack	55 76
												177	A	Towson	57 73
												184	N	Hampton	60 68
												231	A	Radford	75 58
												273	H	Wagner	78 63
												274	H	Loyola Maryland	81 75
												302	H	UMBC	71 61
												311	H	St. Francis Brooklyn	69 60
												313	A	Bryant	76 70
												313	H	Bryant	67 72
												327	A	UMES	76 78
												344	H	Central Conn. St.	72 64
												347	H	LIU Brooklyn	75 57
LAST 10 Division I															
313	H	Bryant	67 72	347	H	LIU Brooklyn	75 57								
311	H	St. Francis Brooklyn	69 60	273	H	Wagner	78 63								
344	H	Central Conn. St.	72 64	32	A	Old Dominion	34 85								
172	A	Merrimack	55 76	117	N	Richmond	75 67								
313	A	Bryant	76 70	184	N	Hampton	60 68								

Non-Div I Games: Frostburg St. 94 40

Mt. St. Mary's

Average RPI Win: 272	WON-LOST	WINNING	LAST 10	STRENGTH OF	OPP. STRENGTH	TEAM	ADJ.	CONF.	ADJ CONF.
Average RPI Loss: 111	RECORD	PCT. RANK	GAMES	SCHEDULE	OF SCHEDULE	RPI	RPI	RPI	RPI
DIV. I ONLY	7- 10	228	2-8	236	179	223	223	18	18
DIV. I NON-CONF.	5- 4	140	0-2	303	90	179	179	24	24
TOTALS	RPI 1-25	RPI 26-50	W-L RECORDS	RPI 51-100	RPI 101-150	RPI 150+			
7- 10	0- 2	0- 0	OVERALL	0- 4	0- 1	7- 3			
4- 3	0- 0	0- 0	HOME	0- 2	0- 0	4- 1			
3- 7	0- 2	0- 0	AWAY	0- 2	0- 1	3- 2			
0- 0	0- 0	0- 0	NEUTRAL	0- 0	0- 0	0- 0			
5- 4	0- 2	0- 0	NON-CONFERENCE	0- 1	0- 0	5- 1			
2- 1	0- 0	0- 0	HOME	0- 0	0- 0	2- 1			
3- 3	0- 2	0- 0	AWAY	0- 1	0- 0	3- 0			
0- 0	0- 0	0- 0	NEUTRAL	0- 0	0- 0	0- 0			
2- 6	0- 0	0- 0	CONFERENCE	0- 3	0- 1	2- 2			
2- 2	0- 0	0- 0	HOME	0- 2	0- 0	2- 0			
0- 4	0- 0	0- 0	AWAY	0- 1	0- 1	0- 2			
0- 0	0- 0	0- 0	NEUTRAL	0- 0	0- 0	0- 0			

RPI 1-25				RPI 26-50				RPI 51-100				RPI 101+ Team's RPI: 223			
RPI	S	Opponent	Score	RPI	S	Opponent	Score	RPI	S	Opponent	Score	RPI	S	Opponent	Score
3	A	Louisville	40 76					66	H	Belmont	56 86	139	A	Tennessee Tech	72 77
11	A	Mississippi St.	43 124					86	A	UT Martin	56 98	154	A	Southeast Mo. St.	73 88
								86	H	UT Martin	64 89	154	H	Southeast Mo. St.	70 62
								88	A	Southern Ill.	66 76	164	H	Samford	56 84
												209	H	Arkansas St.	77 62
												265	A	Lipscomb	67 57
												269	H	Indiana St.	70 62
												309	A	Jacksonville St.	51 68
												317	A	Evansville	61 59
												340	H	Tennessee St.	100 62
												351	A	Mississippi Val.	72 66
LAST 10 Division I															
340	H	Tennessee St.	100 62	309	A	Jacksonville St.	51 68	154	H	Southeast Mo. St.	70 62	86	H	UT Martin	64 89
66	H	Belmont	56 86	164	H	Samford	56 84	88	A	Southern Ill.	66 76				
154	A	Southeast Mo. St.	73 88												
86	A	UT Martin	56 98												
139	A	Tennessee Tech	72 77												

Non-Div I Games: Cumberland (TN) 93 60 Christian Bros. 95 59

Murray St.

■ Loss,
 ■ Non-Conf, S Site,
 ■ Home
 ■ Away
 N Neutral

Average RPI Win:	239	WON-LOST	WINNING	LAST 10	STRENGTH OF	OPP. STRENGTH	TEAM	ADJ.	CONF.	ADJ CONF.
Average RPI Loss:	127	RECORD	PCT. RANK	GAMES	SCHEDULE	OF SCHEDULE	RPI	RPI	RPI	RPI
DIV. I ONLY	11- 6	97	7-3	281	136	134	134	30	30	
DIV. I NON-CONF.	6- 4	123	2-1	116	45	62	62	31	31	
TOTALS	RPI 1-25	RPI 26-50	W-L RECORDS	RPI 51-100	RPI 101-150	RPI 150+				
11- 6	0- 1	0- 0	OVERALL	0- 2	2- 0	9- 3				
4- 1	0- 0	0- 0	HOME	0- 0	1- 0	3- 1				
6- 4	0- 1	0- 0	AWAY	0- 1	1- 0	5- 2				
1- 1	0- 0	0- 0	NEUTRAL	0- 1	0- 0	1- 0				
6- 4	0- 1	0- 0	NON-CONFERENCE	0- 2	2- 0	4- 1				
2- 0	0- 0	0- 0	HOME	0- 0	1- 0	1- 0				
3- 3	0- 1	0- 0	AWAY	0- 1	1- 0	2- 1				
1- 1	0- 0	0- 0	NEUTRAL	0- 1	0- 0	1- 0				
5- 2	0- 0	0- 0	CONFERENCE	0- 0	0- 0	5- 2				
2- 1	0- 0	0- 0	HOME	0- 0	0- 0	2- 1				
3- 1	0- 0	0- 0	AWAY	0- 0	0- 0	3- 1				
0- 0	0- 0	0- 0	NEUTRAL	0- 0	0- 0	0- 0				

RPI 1-25				RPI 26-50				RPI 51-100				RPI 101+ Team's RPI: 134			
RPI	S	Opponent	Score	RPI	S	Opponent	Score	RPI	S	Opponent	Score	RPI	S	Opponent	Score
19	A	NC State	44 80					62	N	Miami (FL)	67 68	112	A	VCU	69 58
								73	A	Georgia	54 72	123	H	UNC Greensboro	57 48
												152	H	Bethune-Cookman	58 69
												173	A	Clemson	82 74
												195	A	Akron	52 64
												209	N	Arkansas St.	55 50
												239	H	ETSU	80 69
												242	A	Morehead St.	74 56
												259	A	Delaware St.	69 45
												259	H	Delaware St.	58 53
												261	A	Morgan St.	38 42
												327	A	UMES	67 31
												341	A	Coppin St.	84 38
												350	H	Florida A&M	71 44
LAST 10 Division I															
259	H	Delaware St.	58 53	327	A	UMES	67 31								
152	H	Bethune-Cookman	58 69	350	H	Florida A&M	71 44								
261	A	Morgan St.	38 42	112	A	VCU	69 58								
341	A	Coppin St.	84 38	173	A	Clemson	82 74								
259	A	Delaware St.	69 45	195	A	Akron	52 64								

Non-Div I Games: Saint Augustine's 75 44 Johnson & Wales (NC121 61

N.C. A&T

■ Loss,
 ■ Non-Conf, S Site,
 ■ Home
 ■ Away
 N Neutral

N.C. Central

Through Games Of Jan. 27, 2020

Average RPI Win:	297	WON-LOST	WINNING	LAST 10	STRENGTH OF	OPP. STRENGTH	TEAM	ADJ.	CONF.	ADJ CONF.
Average RPI Loss:	194	RECORD	PCT. RANK	GAMES	SCHEDULE	OF SCHEDULE	RPI	RPI	RPI	RPI

DIV. I ONLY	4- 13	299	3-7	329	232	324	324	30	30
DIV. I NON-CONF.	2- 9	304	1-3	220	205	304	304	31	31
TOTALS	RPI 1-25	RPI 26-50	W-L RECORDS	RPI 51-100	RPI 101-150	RPI 150+			
4- 13	0- 1	0- 0	OVERALL	0- 1	1- 1	3- 10			
2- 4	0- 0	0- 0	HOME	0- 0	1- 0	1- 4			
2- 8	0- 1	0- 0	AWAY	0- 1	0- 1	2- 5			
0- 1	0- 0	0- 0	NEUTRAL	0- 0	0- 0	0- 1			
2- 9	0- 1	0- 0	NON-CONFERENCE	0- 1	1- 1	1- 6			
1- 3	0- 0	0- 0	HOME	0- 0	1- 0	0- 3			
1- 5	0- 1	0- 0	AWAY	0- 1	0- 1	1- 2			
0- 1	0- 0	0- 0	NEUTRAL	0- 0	0- 0	0- 1			
2- 4	0- 0	0- 0	CONFERENCE	0- 0	0- 0	2- 4			
1- 1	0- 0	0- 0	HOME	0- 0	0- 0	1- 1			
1- 3	0- 0	0- 0	AWAY	0- 0	0- 0	1- 3			
0- 0	0- 0	0- 0	NEUTRAL	0- 0	0- 0	0- 0			

RPI S	Opponent	Score	RPI S	Opponent	Score	RPI S	Opponent	Score	RPI S	Opponent	Score	Team's RPI: 324
5	A Iowa	50 102				57	A North Carolina	53 92	126	A California	69 90	
									141	H Campbell	67 64	
									152	A Bethune-Cookman	52 73	
									156	A CSU Bakersfield	71 80	
									187	N Penn St.	68 92	
									207	H High Point	58 78	
									241	A Col. of Charleston	78 85	
									250	H Winthrop	46 56	
									259	A Delaware St.	54 64	
									259	H Delaware St.	60 64	
									297	H FIU	58 59	
									327	A UMES	63 65	
									347	A LIU Brooklyn	61 59	
									350	A Florida A&M	71 70	
									350	H Florida A&M	66 57	
LAST 10 Division I												
259	H Delaware St.	60 64	350	H Florida A&M	66 57							
350	A Florida A&M	71 70	347	A LIU Brooklyn	61 59							
152	A Bethune-Cookman	52 73	5	A Iowa	50 102							
327	A UMES	63 65	57	A North Carolina	53 92							
259	A Delaware St.	54 64	297	H FIU	58 59							

Non-Div I Games: Washington Adventis83 48 Lincoln (PA) 53 68

N.C. Central

Loss, Non-Conf, S Site, H Home A Away N Neutral

Average RPI Win:	136	WON-LOST	WINNING	LAST 10	STRENGTH OF	OPP. STRENGTH	TEAM	ADJ.	CONF.	ADJ CONF.
Average RPI Loss:	57	RECORD	PCT. RANK	GAMES	SCHEDULE	OF SCHEDULE	RPI	RPI	RPI	RPI
DIV. I ONLY	19- 1	3	9-1	109	16	19	19	5	5	
DIV. I NON-CONF.	11- 0	1	1-0	214	37	21	21	3	3	
TOTALS	RPI 1-25	RPI 26-50	W-L RECORDS	RPI 51-100	RPI 101-150	RPI 150+				
19- 1	2- 0	3- 0	OVERALL	3- 1	2- 0	9- 0				
12- 0	2- 0	2- 0	HOME	2- 0	1- 0	5- 0				
5- 1	0- 0	0- 0	AWAY	1- 1	1- 0	3- 0				
2- 0	0- 0	1- 0	NEUTRAL	0- 0	0- 0	1- 0				
11- 0	1- 0	1- 0	NON-CONFERENCE	0- 0	1- 0	8- 0				
7- 0	1- 0	0- 0	HOME	0- 0	1- 0	5- 0				
2- 0	0- 0	0- 0	AWAY	0- 0	0- 0	2- 0				
2- 0	0- 0	1- 0	NEUTRAL	0- 0	0- 0	1- 0				
8- 1	1- 0	2- 0	CONFERENCE	3- 1	1- 0	1- 0				
5- 0	1- 0	2- 0	HOME	2- 0	0- 0	0- 0				
3- 1	0- 0	0- 0	AWAY	1- 1	1- 0	1- 0				
0- 0	0- 0	0- 0	NEUTRAL	0- 0	0- 0	0- 0				

RPI	S	Opponent	Score	RPI	S	Opponent	Score	RPI	S	Opponent	Score	RPI	S	Opponent	Score
8	H	Maryland	66 59	28	H	Virginia Tech	76 69	57	A	North Carolina	60 66	128	A	Notre Dame	90 56
16	H	Florida St.	68 51	34	N	Texas	84 73	57	H	North Carolina	76 68	134	H	N.C. A&T	80 44
				35	H	Virginia	80 60	67	H	Wake Forest	59 45	153	H	Elon	62 49
								92	A	Boston College	72 54	176	A	Saint Mary's (CA)	87 70
												185	A	Hawaii	68 59
												217	H	Lamar University	81 40
												233	H	Chattanooga	74 38
												234	N	North Texas	76 65
												252	H	UNCW	80 40
												255	H	Maine	62 34
												287	A	Pittsburgh	88 44
LAST 10 Division I															
57	H	North Carolina	76 68	57	A	North Carolina	60 66	35	H	Virginia	80 60	28	H	Virginia Tech	76 69
287	A	Pittsburgh	88 44	92	A	Boston College	72 54	233	H	Chattanooga	74 38				
67	H	Wake Forest	59 45												
16	H	Florida St.	68 51												
128	A	Notre Dame	90 56												

Non-Div I Games:

NC State

■ Loss,
 ■ Non-Conf, S Site,
 ■ Home
 ■ Away
 N Neutral

Average RPI Win:	330	WON-LOST	WINNING	LAST 10	STRENGTH OF	OPP. STRENGTH	TEAM	ADJ.	CONF.	ADJ CONF.
Average RPI Loss:	182	RECORD	PCT. RANK	GAMES	SCHEDULE	OF SCHEDULE	RPI	RPI	RPI	RPI
DIV. I ONLY	3- 17	330	0-10	259	305	330	330	16	16	
DIV. I NON-CONF.	3- 10	282	0-3	281	342	325	325	15	15	
TOTALS	RPI 1-25	RPI 26-50	W-L RECORDS	RPI 51-100	RPI 101-150	RPI 150+				
3- 17	0- 0	0- 2	OVERALL	0- 2	0- 3	3- 10				
2- 6	0- 0	0- 0	HOME	0- 1	0- 2	2- 3				
1- 11	0- 0	0- 2	AWAY	0- 1	0- 1	1- 7				
0- 0	0- 0	0- 0	NEUTRAL	0- 0	0- 0	0- 0				
3- 10	0- 0	0- 1	NON-CONFERENCE	0- 1	0- 2	3- 6				
2- 3	0- 0	0- 0	HOME	0- 1	0- 1	2- 1				
1- 7	0- 0	0- 1	AWAY	0- 0	0- 1	1- 5				
0- 0	0- 0	0- 0	NEUTRAL	0- 0	0- 0	0- 0				
0- 7	0- 0	0- 1	CONFERENCE	0- 1	0- 1	0- 4				
0- 3	0- 0	0- 0	HOME	0- 0	0- 1	0- 2				
0- 4	0- 0	0- 1	AWAY	0- 1	0- 0	0- 2				
0- 0	0- 0	0- 0	NEUTRAL	0- 0	0- 0	0- 0				

RPI 1-25			RPI 26-50			RPI 51-100			RPI 101+			Team's RPI: 330
RPI	S	Opponent	Score	RPI	S	Opponent	Score	RPI	S	Opponent	Score	
31	A	FGCU	39 82	80	A	North Florida	48 71	113	H	Liberty	53 67	
43	A	Colorado	57 80	87	H	Colgate	52 79	120	H	Penn	51 85	
								131	A	Cornell	44 68	
								161	A	Columbia	43 99	
								180	A	Binghamton	40 75	
								204	A	Jacksonville	67 88	
								211	H	Kennesaw St.	64 77	
								258	A	Stetson	49 72	
								265	H	Lipscomb	57 65	
								273	A	Wagner	59 61	
								282	A	Vermont	59 65	
								311	H	St. Francis Brooklyn	88 69	
								315	A	Air Force	48 68	
								332	H	Fairleigh Dickinson	59 68	
								333	H	Saint Peter's	76 73	
								345	A	Hartford	61 52	
LAST 10 Division I												
258	A	Stetson	49 72	80	A	North Florida	48 71					
31	A	FGCU	39 82	113	H	Liberty	53 67					
265	H	Lipscomb	57 65	180	A	Binghamton	40 75					
211	H	Kennesaw St.	64 77	161	A	Columbia	43 99					
204	A	Jacksonville	67 88	282	A	Vermont	59 65					

Non-Div I Games:

NJIT

■ Loss,
 ■ Non-Conf,
 ■ S Site,
 ■ H Home
 ■ A Away
 N Neutral

Average RPI Win: 232	WON-LOST	WINNING	LAST 10	STRENGTH OF	OPP. STRENGTH	TEAM	ADJ.	CONF.	ADJ CONF.
Average RPI Loss: 161	RECORD	PCT. RANK	GAMES	SCHEDULE	OF SCHEDULE	RPI	RPI	RPI	RPI
DIV. I ONLY	6- 12	261	2-8	203	222	276	276	15	15
DIV. I NON-CONF.	4- 6	212	0-2	312	229	280	280	16	16
TOTALS	RPI 1-25	RPI 26-50	W-L RECORDS	RPI 51-100	RPI 101-150	RPI 150+			
6- 12	0- 0	0- 0	OVERALL	0- 3	0- 3	6- 6			
5- 4	0- 0	0- 0	HOME	0- 1	0- 2	5- 1			
1- 8	0- 0	0- 0	AWAY	0- 2	0- 1	1- 5			
0- 0	0- 0	0- 0	NEUTRAL	0- 0	0- 0	0- 0			
4- 6	0- 0	0- 0	NON-CONFERENCE	0- 1	0- 0	4- 5			
3- 1	0- 0	0- 0	HOME	0- 0	0- 0	3- 1			
1- 5	0- 0	0- 0	AWAY	0- 1	0- 0	1- 4			
0- 0	0- 0	0- 0	NEUTRAL	0- 0	0- 0	0- 0			
2- 6	0- 0	0- 0	CONFERENCE	0- 2	0- 3	2- 1			
2- 3	0- 0	0- 0	HOME	0- 1	0- 2	2- 0			
0- 3	0- 0	0- 0	AWAY	0- 1	0- 1	0- 1			
0- 0	0- 0	0- 0	NEUTRAL	0- 0	0- 0	0- 0			

RPI 1-25				RPI 26-50				RPI 51-100				RPI 101+				Team's RPI: 276	
RPI	S	Opponent	Score	RPI	S	Opponent	Score	RPI	S	Opponent	Score	RPI	S	Opponent	Score		
								57	A	North Carolina	40	80	116	A	Lehigh	40	70
								60	H	Bucknell	34	61	116	H	Lehigh	53	60
								87	A	Colgate	55	80	118	H	Holy Cross	49	58
												173	A	Clemson	65	52	
												183	A	Saint Joseph's	40	49	
												197	H	La Salle	61	46	
												201	A	Lafayette	52	79	
												202	H	Boston U.	46	41	
												211	H	Kennesaw St.	82	62	
												214	H	George Mason	58	67	
												248	A	Fairfield	52	66	
												255	A	Maine	41	46	
												282	A	Vermont	56	64	
												293	H	Army West Point	57	45	
												315	H	Air Force	67	59	
LAST 10 Division I																	
293	H	Army West Point	57	45	60	H	Bucknell	34	61								
202	H	Boston U.	46	41	118	H	Holy Cross	49	58								
201	A	Lafayette	52	79	116	A	Lehigh	40	70								
116	H	Lehigh	53	60	183	A	Saint Joseph's	40	49								
87	A	Colgate	55	80	214	H	George Mason	58	67								

Non-Div I Games: Stevenson 70 36

Navy

■ Loss,
 ■ Non-Conf,
 ■ S Site,
 ■ H Home
 ■ A Away
 N Neutral

Nebraska

Through Games Of Jan. 27, 2020

Average RPI Win:	164	WON-LOST	WINNING	LAST 10	STRENGTH OF	OPP. STRENGTH	TEAM	ADJ.	CONF.	ADJ CONF.
Average RPI Loss:	42	RECORD	PCT. RANK	GAMES	SCHEDULE	OF SCHEDULE	RPI	RPI	RPI	RPI
DIV. I ONLY	15- 5	44	6-4	88	49	50	50	2	2	
DIV. I NON-CONF.	10- 1	19	1-0	279	151	87	87	2	2	
TOTALS	RPI 1-25	RPI 26-50	W-L RECORDS	RPI 51-100	RPI 101-150	RPI 150+				
15- 5	1- 1	2- 3	OVERALL	2- 1	3- 0	7- 0				
11- 2	1- 0	2- 2	HOME	1- 0	1- 0	6- 0				
2- 3	0- 1	0- 1	AWAY	0- 1	2- 0	0- 0				
2- 0	0- 0	0- 0	NEUTRAL	1- 0	0- 0	1- 0				
10- 1	0- 0	1- 1	NON-CONFERENCE	1- 0	1- 0	7- 0				
7- 1	0- 0	1- 1	HOME	0- 0	0- 0	6- 0				
1- 0	0- 0	0- 0	AWAY	0- 0	1- 0	0- 0				
2- 0	0- 0	0- 0	NEUTRAL	1- 0	0- 0	1- 0				
5- 4	1- 1	1- 2	CONFERENCE	1- 1	2- 0	0- 0				
4- 1	1- 0	1- 1	HOME	1- 0	1- 0	0- 0				
1- 3	0- 1	0- 1	AWAY	0- 1	1- 0	0- 0				
0- 0	0- 0	0- 0	NEUTRAL	0- 0	0- 0	0- 0				

RPI	S	Opponent	Score	RPI	S	Opponent	Score	Team's RPI: 50	RPI	S	Opponent	Score	RPI	S	Opponent	Score
5	H	Iowa	78 69	29	H	Purdue	68 76		70	H	Minnesota	72 58	121	A	Wisconsin	72 71
8	A	Maryland	69 87	37	A	Rutgers	65 69		75	N	Southern California	67 54	121	H	Wisconsin	65 50
				38	H	Duke	83 79		96	A	Michigan St.	70 78	145	A	Missouri	90 85
				41	H	Creighton	74 79						220	H	Manhattan	71 51
				48	H	Michigan	74 71						240	H	Southern U.	73 39
													253	H	Oral Roberts	77 67
													261	H	Morgan St.	78 55
													266	N	Sacred Heart	72 49
													278	H	Alabama A&M	68 46
													320	H	SIUE	63 49
LAST 10 Division I																
121	A	Wisconsin	72 71	121	H	Wisconsin	65 50									
29	H	Purdue	68 76	70	H	Minnesota	72 58									
48	H	Michigan	74 71	96	A	Michigan St.	70 78									
8	A	Maryland	69 87	5	H	Iowa	78 69									
37	A	Rutgers	65 69	220	H	Manhattan	71 51									

Non-Div I Games:

Nebraska

■ Loss,
 ■ Non-Conf, S Site,
 ■ Home
 ■ Away
 N Neutral

Nevada

Through Games Of Jan. 27, 2020

Average RPI Win:	297	WON-LOST	WINNING	LAST 10	STRENGTH OF	OPP. STRENGTH	TEAM	ADJ.	CONF.	ADJ CONF.
Average RPI Loss:	173	RECORD	PCT. RANK	GAMES	SCHEDULE	OF SCHEDULE	RPI	RPI	RPI	RPI
DIV. I ONLY	8- 11	220	4-6	309	285	288	288	17	17	
DIV. I NON-CONF.	6- 4	123	2-0	315	329	229	229	23	23	
TOTALS	RPI 1-25	RPI 26-50	W-L RECORDS	RPI 51-100	RPI 101-150	RPI 150+				
8- 11	0- 0	0- 0	OVERALL	0- 2	0- 3	8- 6				
6- 3	0- 0	0- 0	HOME	0- 0	0- 2	6- 1				
1- 8	0- 0	0- 0	AWAY	0- 2	0- 1	1- 5				
1- 0	0- 0	0- 0	NEUTRAL	0- 0	0- 0	1- 0				
6- 4	0- 0	0- 0	NON-CONFERENCE	0- 2	0- 1	6- 1				
4- 1	0- 0	0- 0	HOME	0- 0	0- 1	4- 0				
1- 3	0- 0	0- 0	AWAY	0- 2	0- 0	1- 1				
1- 0	0- 0	0- 0	NEUTRAL	0- 0	0- 0	1- 0				
2- 7	0- 0	0- 0	CONFERENCE	0- 0	0- 2	2- 5				
2- 2	0- 0	0- 0	HOME	0- 0	0- 1	2- 1				
0- 5	0- 0	0- 0	AWAY	0- 0	0- 1	0- 4				
0- 0	0- 0	0- 0	NEUTRAL	0- 0	0- 0	0- 0				

RPI 1-25			RPI 26-50			RPI 51-100			RPI 101+			Team's RPI: 288
RPI	S	Opponent	Score	RPI	S	Opponent	Score	RPI	S	Opponent	Score	
								75	A	Southern California	47	50
								98	A	Utah	62	68
								109	A	Boise St.	40	54
								137	H	San Jose St.	70	72
								138	H	SFA	65	80
								176	H	Saint Mary's (CA)	78	72
								179	A	New Mexico	67	87
								186	A	Portland St.	75	80
								188	A	UNLV	64	66
								215	A	Wyoming	59	83
								260	A	Colorado St.	70	75
								267	H	San Diego St.	70	69
								283	H	Utah St.	69	60
								315	H	Air Force	61	68
								321	N	UTRGV	62	57
								322	H	Sacramento St.	83	72
								326	A	Utah Valley	60	57
								336	H	Cal Poly	71	40
								348	H	Chicago St.	80	60
LAST 10 Division I												
179	A	New Mexico	67	87	137	H	San Jose St.	70	72			
188	A	UNLV	64	66	109	A	Boise St.	40	54			
267	H	San Diego St.	70	69	260	A	Colorado St.	70	75			
215	A	Wyoming	59	83	336	H	Cal Poly	71	40			
283	H	Utah St.	69	60	321	N	UTRGV	62	57			

Non-Div I Games: Stanislaus St. 80 62

Nevada

■ Loss,
 ■ Non-Conf,
 ■ S Site,
 ■ H Home
 ■ A Away
 N Neutral

New Hampshire

Through Games Of Jan. 27, 2020

Average RPI Win:	324	WON-LOST	WINNING	LAST 10	STRENGTH OF	OPP. STRENGTH	TEAM	ADJ.	CONF.	ADJ CONF.
Average RPI Loss:	161	RECORD	PCT. RANK	GAMES	SCHEDULE	OF SCHEDULE	RPI	RPI	RPI	RPI
DIV. I ONLY	5- 13	286	3-7	217	304	280	280	28	28	
DIV. I NON-CONF.	2- 9	304	0-3	183	255	298	298	28	28	
TOTALS	RPI 1-25	RPI 26-50	W-L RECORDS	RPI 51-100	RPI 101-150	RPI 150+				
5- 13	0- 2	0- 0	OVERALL	0- 1	0- 2	5- 8				
2- 5	0- 0	0- 0	HOME	0- 1	0- 0	2- 4				
3- 8	0- 2	0- 0	AWAY	0- 0	0- 2	3- 4				
0- 0	0- 0	0- 0	NEUTRAL	0- 0	0- 0	0- 0				
2- 9	0- 2	0- 0	NON-CONFERENCE	0- 0	0- 2	2- 5				
1- 3	0- 0	0- 0	HOME	0- 0	0- 0	1- 3				
1- 6	0- 2	0- 0	AWAY	0- 0	0- 2	1- 2				
0- 0	0- 0	0- 0	NEUTRAL	0- 0	0- 0	0- 0				
3- 4	0- 0	0- 0	CONFERENCE	0- 1	0- 0	3- 3				
1- 2	0- 0	0- 0	HOME	0- 1	0- 0	1- 1				
2- 2	0- 0	0- 0	AWAY	0- 0	0- 0	2- 2				
0- 0	0- 0	0- 0	NEUTRAL	0- 0	0- 0	0- 0				

RPI 1-25				RPI 26-50				RPI 51-100				RPI 101+ Team's RPI: 280			
RPI	S	Opponent	Score	RPI	S	Opponent	Score	RPI	S	Opponent	Score	RPI	S	Opponent	Score
9	A	Baylor	29 97					94	H	Stony Brook	44 53	118	A	Holy Cross	61 82
22	A	Princeton	37 77									147	A	Massachusetts	65 67
												158	A	Dartmouth	47 66
												172	A	Merrimack	54 64
												180	H	Binghamton	53 63
												202	H	Boston U.	64 78
												219	A	UMass Lowell	53 58
												224	H	Brown	68 76
												255	A	Maine	50 67
												291	H	North Dakota St.	61 67
												302	A	UMBC	72 63
												313	A	Bryant	68 56
												314	A	Albany (NY)	48 47
												344	H	Central Conn. St.	70 59
												345	H	Hartford	72 71
LAST 10 Division I															
180	H	Binghamton	53 63	345	H	Hartford	72 71								
302	A	UMBC	72 63	219	A	UMass Lowell	53 58								
314	A	Albany (NY)	48 47	22	A	Princeton	37 77								
94	H	Stony Brook	44 53	118	A	Holy Cross	61 82								
255	A	Maine	50 67	158	A	Dartmouth	47 66								

Non-Div I Games: Wheaton (MA) 89 44

New Hampshire

Loss, Non-Conf, S Site, H Home A Away N Neutral

New Mexico

Through Games Of Jan. 27, 2020

Average RPI Win:	237	WON-LOST	WINNING	LAST 10	STRENGTH OF	OPP. STRENGTH	TEAM	ADJ.	CONF.	ADJ CONF.
Average RPI Loss:	123	RECORD	PCT. RANK	GAMES	SCHEDULE	OF SCHEDULE	RPI	RPI	RPI	RPI
DIV. I ONLY	11- 10	174	4-6	159	196	179	179	17	17	
DIV. I NON-CONF.	8- 4	90	1-2	187	143	121	121	23	23	
TOTALS	RPI 1-25	RPI 26-50	W-L RECORDS	RPI 51-100	RPI 101-150	RPI 150+				
11- 10	0- 0	0- 2	OVERALL	0- 2	2- 3	9- 3				
7- 5	0- 0	0- 0	HOME	0- 1	1- 1	6- 3				
3- 4	0- 0	0- 1	AWAY	0- 1	0- 2	3- 0				
1- 1	0- 0	0- 1	NEUTRAL	0- 0	1- 0	0- 0				
8- 4	0- 0	0- 2	NON-CONFERENCE	0- 1	2- 0	6- 1				
5- 2	0- 0	0- 0	HOME	0- 1	1- 0	4- 1				
2- 1	0- 0	0- 1	AWAY	0- 0	0- 0	2- 0				
1- 1	0- 0	0- 1	NEUTRAL	0- 0	1- 0	0- 0				
3- 6	0- 0	0- 0	CONFERENCE	0- 1	0- 3	3- 2				
2- 3	0- 0	0- 0	HOME	0- 0	0- 1	2- 2				
1- 3	0- 0	0- 0	AWAY	0- 1	0- 2	1- 0				
0- 0	0- 0	0- 0	NEUTRAL	0- 0	0- 0	0- 0				

RPI S	Opponent	Score	RPI S	Opponent	Score	RPI S	Opponent	Score	RPI S	Opponent	Score	Team's RPI: 179
27	A Arizona St.	47 84	40	N West Virginia	60 73	65	H Ball St.	57 70	109	A Boise St.	82 83	
									133	H Providence	86 68	
									137	A San Jose St.	85 89	
									137	H San Jose St.	80 81	
									145	N Missouri	71 68	
									159	H Houston	81 71	
									188	H UNLV	51 68	
									200	H Northern Ariz.	83 76	
									212	A UTEP	93 78	
									215	H Wyoming	66 73	
									245	H LMU (CA)	72 73	
									260	H Colorado St.	73 62	
									279	H UC Riverside	80 70	
									288	H Nevada	87 67	
									308	A New Mexico St.	86 67	
									308	H New Mexico St.	107 53	
									315	A Air Force	75 53	
LAST 10 Division I												
288	H Nevada	87 67	71	A Fresno St.	81 84							
137	A San Jose St.	85 89	137	H San Jose St.	80 81							
188	H UNLV	51 68	65	H Ball St.	57 70							
260	H Colorado St.	73 62	245	H LMU (CA)	72 73							
315	A Air Force	75 53	133	H Providence	86 68							

Non-Div I Games: Northern N.M. 92 44

New Mexico

■ Loss,
 ■ Non-Conf, S Site,
 ■ Home
 ■ Away
 N Neutral

Average RPI Win:	314	WON-LOST	WINNING	LAST 10	STRENGTH OF	OPP. STRENGTH	TEAM	ADJ.	CONF.	ADJ CONF.
Average RPI Loss:	202	RECORD	PCT. RANK	GAMES	SCHEDULE	OF SCHEDULE	RPI	RPI	RPI	RPI
DIV. I ONLY	6- 12	261	5-5	298	336	308	308	32	32	
DIV. I NON-CONF.	2- 10	313	1-3	219	288	316	316	32	32	
TOTALS	RPI 1-25	RPI 26-50	W-L RECORDS	RPI 51-100	RPI 101-150	RPI 150+				
6- 12	0- 0	0- 1	OVERALL	0- 1	0- 1	6- 9				
4- 6	0- 0	0- 1	HOME	0- 0	0- 0	4- 5				
2- 4	0- 0	0- 0	AWAY	0- 1	0- 0	2- 3				
0- 2	0- 0	0- 0	NEUTRAL	0- 0	0- 1	0- 1				
2- 10	0- 0	0- 1	NON-CONFERENCE	0- 1	0- 1	2- 7				
1- 5	0- 0	0- 1	HOME	0- 0	0- 0	1- 4				
1- 3	0- 0	0- 0	AWAY	0- 1	0- 0	1- 2				
0- 2	0- 0	0- 0	NEUTRAL	0- 0	0- 1	0- 1				
4- 2	0- 0	0- 0	CONFERENCE	0- 0	0- 0	4- 2				
3- 1	0- 0	0- 0	HOME	0- 0	0- 0	3- 1				
1- 1	0- 0	0- 0	AWAY	0- 0	0- 0	1- 1				
0- 0	0- 0	0- 0	NEUTRAL	0- 0	0- 0	0- 0				

RPI S	Opponent	Score	RPI S	Opponent	Score	RPI S	Opponent	Score	RPI S	Opponent	Score	Team's RPI: 308
			27 H	Arizona St.	47 70	82 A	Abilene Christian	54 67	132 N	Western Mich.	76 79	
									179 A	New Mexico	53 107	
									179 H	New Mexico	67 86	
									212 A	UTEP	45 65	
									212 H	UTEP	57 63	
									227 A	UMKC	52 56	
									247 H	Pepperdine	69 72	
									279 H	UC Riverside	58 60	
									289 A	Denver	78 75	
									296 H	California Baptist	57 56	
									300 H	Weber St.	77 47	
									321 H	UTRGV	76 75	
									323 N	Georgia St.	51 59	
									326 H	Utah Valley	54 58	
									331 H	Seattle U	83 65	
									348 A	Chicago St.	73 60	
LAST 10 Division I												
			321 H	UTRGV	76 75		296 H	California Baptist	57 56			
			331 H	Seattle U	83 65		82 A	Abilene Christian	54 67			
			326 H	Utah Valley	54 58		27 H	Arizona St.	47 70			
			227 A	UMKC	52 56		179 A	New Mexico	53 107			
			348 A	Chicago St.	73 60		300 H	Weber St.	77 47			

Non-Div I Games: Western N.M. 75 56

New Mexico St.

■ Loss,
 ■ Non-Conf, S Site,
 ■ Home
 ■ Away
 N Neutral

New Orleans

Through Games Of Jan. 27, 2020

Average RPI Win:	244	WON-LOST	WINNING	LAST 10	STRENGTH OF	OPP. STRENGTH	TEAM	ADJ.	CONF.	ADJ CONF.
Average RPI Loss:	117	RECORD	PCT. RANK	GAMES	SCHEDULE	OF SCHEDULE	RPI	RPI	RPI	RPI
DIV. I ONLY	8- 8	176	7-3	119	252	149	149	23	23	
DIV. I NON-CONF.	2- 5	259	1-0	65	168	169	169	20	20	
TOTALS	RPI 1-25	RPI 26-50	W-L RECORDS	RPI 51-100	RPI 101-150	RPI 150+				
8- 8	0- 1	0- 1	OVERALL	0- 2	1- 2	7- 2				
4- 3	0- 0	0- 0	HOME	0- 0	1- 2	3- 1				
4- 5	0- 1	0- 1	AWAY	0- 2	0- 0	4- 1				
0- 0	0- 0	0- 0	NEUTRAL	0- 0	0- 0	0- 0				
2- 5	0- 1	0- 1	NON-CONFERENCE	0- 1	0- 1	2- 1				
1- 1	0- 0	0- 0	HOME	0- 0	0- 1	1- 0				
1- 4	0- 1	0- 1	AWAY	0- 1	0- 0	1- 1				
0- 0	0- 0	0- 0	NEUTRAL	0- 0	0- 0	0- 0				
6- 3	0- 0	0- 0	CONFERENCE	0- 1	1- 1	5- 1				
3- 2	0- 0	0- 0	HOME	0- 0	1- 1	2- 1				
3- 1	0- 0	0- 0	AWAY	0- 1	0- 0	3- 0				
0- 0	0- 0	0- 0	NEUTRAL	0- 0	0- 0	0- 0				

RPI S	Opponent	Score	RPI S	Opponent	Score	RPI S	Opponent	Score	RPI S	Opponent	Score	Team's RPI: 149
24	A LSU	49 83	47	A Arkansas	52 82	59	A Iowa St.	53 71	129	H Louisiana	60 65	
						82	A Abilene Christian	62 76	138	H SFA	53 50	
									140	H A&M-Corpus Christi	53 83	
									162	H Sam Houston St.	46 78	
									193	H North Dakota	79 73	
									206	A Central Ark.	49 37	
									217	A Lamar University	62 57	
									275	A Ole Miss	69 64	
									292	A Texas St.	49 51	
									294	H Nicholls St.	77 65	
									310	A Incarnate Word	67 55	
									319	H McNeese	78 59	
LAST 10 Division I												
294	H Nicholls St.	77 65	138	H SFA	53 50							
140	H A&M-Corpus Christi	53 83	217	A Lamar University	62 57							
319	H McNeese	78 59	193	H North Dakota	79 73							
310	A Incarnate Word	67 55	162	H Sam Houston St.	46 78							
206	A Central Ark.	49 37	82	A Abilene Christian	62 76							

Non-Div I Games: Pensacola Christian91 31 Tougaloo 91 69

New Orleans

Loss, Non-Conf, S Site, H Home A Away N Neutral

Niagara

Through Games Of Jan. 27, 2020

Average RPI Win: 299	WON-LOST	WINNING	LAST 10	STRENGTH OF	OPP. STRENGTH	TEAM	ADJ.	CONF.	ADJ CONF.
Average RPI Loss: 137	RECORD	PCT. RANK	GAMES	SCHEDULE	OF SCHEDULE	RPI	RPI	RPI	RPI
DIV. I ONLY	7- 11	236	6-4	191	314	226	226	24	24
DIV. I NON-CONF.	2- 7	288	1-0	163	294	261	261	25	25
TOTALS	RPI 1-25	RPI 26-50	W-L RECORDS	RPI 51-100	RPI 101-150	RPI 150+			
7- 11	0- 0	0- 1	OVERALL	0- 5	0- 1	7- 4			
4- 3	0- 0	0- 0	HOME	0- 3	0- 0	4- 0			
3- 8	0- 0	0- 1	AWAY	0- 2	0- 1	3- 4			
0- 0	0- 0	0- 0	NEUTRAL	0- 0	0- 0	0- 0			
2- 7	0- 0	0- 1	NON-CONFERENCE	0- 2	0- 1	2- 3			
1- 1	0- 0	0- 0	HOME	0- 1	0- 0	1- 0			
1- 6	0- 0	0- 1	AWAY	0- 1	0- 1	1- 3			
0- 0	0- 0	0- 0	NEUTRAL	0- 0	0- 0	0- 0			
5- 4	0- 0	0- 0	CONFERENCE	0- 3	0- 0	5- 1			
3- 2	0- 0	0- 0	HOME	0- 2	0- 0	3- 0			
2- 2	0- 0	0- 0	AWAY	0- 1	0- 0	2- 1			
0- 0	0- 0	0- 0	NEUTRAL	0- 0	0- 0	0- 0			

RPI S	Opponent	Score	RPI S	Opponent	Score	RPI S	Opponent	Score	RPI S	Opponent	Score	Team's RPI: 226
			37 A	Rutgers	37 87	68 H	Buffalo	67 81	131 A	Cornell	59 82	
						72 H	Marist	67 94	180 A	Binghamton	55 74	
						87 A	Colgate	72 85	220 A	Manhattan	65 68	
						93 A	Rider	75 79	221 A	Iona	63 57	
						93 H	Rider	55 71	238 A	Howard	42 91	
									270 H	Oakland	77 63	
									284 A	St. Bonaventure	67 71	
									286 A	Monmouth	73 70	
									306 H	Siena	68 61	
									333 H	Saint Peter's	97 89	
									338 H	Canisius	81 62	
									341 A	Coppin St.	82 67	
LAST 10 Division I												
			338 H	Canisius	81 62	72 H	Marist	67 94				
			93 H	Rider	55 71	306 H	Siena	68 61				
			333 H	Saint Peter's	97 89	220 A	Manhattan	65 68				
			286 A	Monmouth	73 70	93 A	Rider	75 79				
			221 A	Iona	63 57	341 A	Coppin St.	82 67				

Non-Div I Games:

Niagara

■ Loss,
 ■ Non-Conf,
 ■ S Site,
 ■ H Home
 ■ A Away
 N Neutral

Average RPI Win: 302	WON-LOST	WINNING	LAST 10	STRENGTH OF	OPP. STRENGTH	TEAM	ADJ.	CONF.	ADJ CONF.
Average RPI Loss: 147	RECORD	PCT. RANK	GAMES	SCHEDULE	OF SCHEDULE	RPI	RPI	RPI	RPI
DIV. I ONLY	3- 14	319	2-8	198	213	294	294	23	23
DIV. I NON-CONF.	1- 6	318	0	51	56	238	238	20	20
TOTALS	RPI 1-25	RPI 26-50	W-L RECORDS	RPI 51-100	RPI 101-150	RPI 150+			
3- 14	0- 3	0- 0	OVERALL	0- 3	0- 2	3- 6			
1- 3	0- 0	0- 0	HOME	0- 1	0- 0	1- 2			
2- 10	0- 3	0- 0	AWAY	0- 1	0- 2	2- 4			
0- 1	0- 0	0- 0	NEUTRAL	0- 1	0- 0	0- 0			
1- 6	0- 3	0- 0	NON-CONFERENCE	0- 2	0- 0	1- 1			
1- 0	0- 0	0- 0	HOME	0- 0	0- 0	1- 0			
0- 5	0- 3	0- 0	AWAY	0- 1	0- 0	0- 1			
0- 1	0- 0	0- 0	NEUTRAL	0- 1	0- 0	0- 0			
2- 8	0- 0	0- 0	CONFERENCE	0- 1	0- 2	2- 5			
0- 3	0- 0	0- 0	HOME	0- 1	0- 0	0- 2			
2- 5	0- 0	0- 0	AWAY	0- 0	0- 2	2- 3			
0- 0	0- 0	0- 0	NEUTRAL	0- 0	0- 0	0- 0			

RPI 1-25				RPI 26-50				RPI 51-100				RPI 101+ Team's RPI: 294			
RPI	S	Opponent	Score	RPI	S	Opponent	Score	RPI	S	Opponent	Score	RPI	S	Opponent	Score
12	A	Indiana	47 111					80	N	North Florida	61 64	140	A	A&M-Corpus Christi	49 55
23	A	TCU	47 72					82	H	Abilene Christian	84 95	149	A	New Orleans	65 77
24	A	LSU	32 63					100	A	Rice	47 71	162	A	Sam Houston St.	71 87
												204	A	Jacksonville	55 72
												206	H	Central Ark.	46 53
												217	H	Lamar University	78 84
												232	A	Southeastern La.	67 65
												310	A	Incarnate Word	51 53
												329	A	Houston Baptist	84 78
												343	A	Northwestern St.	54 58
												346	H	La.-Monroe	74 59
LAST 10 Division I															
149	A	New Orleans	65 77	217	H	Lamar University	78 84								
329	A	Houston Baptist	84 78	162	A	Sam Houston St.	71 87								
206	H	Central Ark.	46 53	310	A	Incarnate Word	51 53								
343	A	Northwestern St.	54 58	82	H	Abilene Christian	84 95								
232	A	Southeastern La.	67 65	140	A	A&M-Corpus Christi	49 55								

Non-Div I Games: Southern-N.O. 94 61 Paul Quinn 101 68

Nicholls St.

Loss, Non-Conf, S Site, H Home A Away N Neutral

Average RPI Win:	246	WON-LOST	WINNING	LAST 10	STRENGTH OF	OPP. STRENGTH	TEAM	ADJ.	CONF.	ADJ CONF.
Average RPI Loss:	143	RECORD	PCT. RANK	GAMES	SCHEDULE	OF SCHEDULE	RPI	RPI	RPI	RPI
DIV. I ONLY	11- 7	107	6-4	257	289	181	181	30	30	
DIV. I NON-CONF.	5- 7	205	0-4	122	220	184	184	31	31	
TOTALS	RPI 1-25	RPI 26-50	W-L RECORDS	RPI 51-100	RPI 101-150	RPI 150+				
11- 7	0- 0	0- 1	OVERALL	1- 0	0- 3	10- 3				
6- 3	0- 0	0- 0	HOME	0- 0	0- 2	6- 1				
4- 3	0- 0	0- 0	AWAY	0- 0	0- 1	4- 2				
1- 1	0- 0	0- 1	NEUTRAL	1- 0	0- 0	0- 0				
5- 7	0- 0	0- 1	NON-CONFERENCE	1- 0	0- 3	4- 3				
2- 3	0- 0	0- 0	HOME	0- 0	0- 2	2- 1				
2- 3	0- 0	0- 0	AWAY	0- 0	0- 1	2- 2				
1- 1	0- 0	0- 1	NEUTRAL	1- 0	0- 0	0- 0				
6- 0	0- 0	0- 0	CONFERENCE	0- 0	0- 0	6- 0				
4- 0	0- 0	0- 0	HOME	0- 0	0- 0	4- 0				
2- 0	0- 0	0- 0	AWAY	0- 0	0- 0	2- 0				
0- 0	0- 0	0- 0	NEUTRAL	0- 0	0- 0	0- 0				

RPI 1-25			RPI 26-50			RPI 51-100			RPI 101+			Team's RPI: 181
RPI	S	Opponent	Score	RPI	S	Opponent	Score	RPI	S	Opponent	Score	
				40	N	West Virginia	55 72	80	N	North Florida	57 54	
										113	H	Liberty 48 67
										117	A	Richmond 69 77
										130	H	Robert Morris 62 69
										152	H	Bethune-Cookman 61 51
										157	A	William & Mary 56 65
										184	A	Hampton 77 56
										197	H	La Salle 52 55
										204	A	Jacksonville 71 64
										207	H	High Point 72 58
										238	A	Howard 83 80
										244	A	Marshall 69 75
										271	H	Longwood 49 46
										327	H	UMES 68 45
										341	A	Coppin St. 85 48
										349	H	South Carolina St. 76 42
										350	H	Florida A&M 59 51
LAST 10 Division I												
				350	H	Florida A&M	59 51			152	H	Bethune-Cookman 61 51
				349	H	South Carolina St.	76 42			117	A	Richmond 69 77
				327	H	UMES	68 45			157	A	William & Mary 56 65
				238	A	Howard	83 80			130	H	Robert Morris 62 69
				341	A	Coppin St.	85 48			40	N	West Virginia 55 72

Non-Div I Games: Virginia-Lynchburg 123 48

Norfolk St.

Average RPI Win:	265	WON-LOST	WINNING	LAST 10	STRENGTH OF	OPP. STRENGTH	TEAM	ADJ.	CONF.	ADJ CONF.
Average RPI Loss:	94	RECORD	PCT. RANK	GAMES	SCHEDULE	OF SCHEDULE	RPI	RPI	RPI	RPI
DIV. I ONLY	12- 5	56	7-3	324	228	171	171	16	16	
DIV. I NON-CONF.	7- 3	80	2-1	349	314	237	237	15	15	
TOTALS	RPI 1-25	RPI 26-50	W-L RECORDS	RPI 51-100	RPI 101-150	RPI 150+				
12- 5	0- 1	0- 1	OVERALL	1- 1	1- 0	10- 2				
4- 2	0- 0	0- 1	HOME	1- 0	0- 0	3- 1				
4- 3	0- 1	0- 0	AWAY	0- 1	1- 0	3- 1				
4- 0	0- 0	0- 0	NEUTRAL	0- 0	0- 0	4- 0				
7- 3	0- 1	0- 0	NON-CONFERENCE	0- 1	0- 0	7- 1				
1- 1	0- 0	0- 0	HOME	0- 0	0- 0	1- 1				
2- 2	0- 1	0- 0	AWAY	0- 1	0- 0	2- 0				
4- 0	0- 0	0- 0	NEUTRAL	0- 0	0- 0	4- 0				
5- 2	0- 0	0- 1	CONFERENCE	1- 0	1- 0	3- 1				
3- 1	0- 0	0- 1	HOME	1- 0	0- 0	2- 0				
2- 1	0- 0	0- 0	AWAY	0- 0	1- 0	1- 1				
0- 0	0- 0	0- 0	NEUTRAL	0- 0	0- 0	0- 0				

RPI	S	Opponent	Score	RPI	S	Opponent	Score	RPI	S	Opponent	Score	RPI	S	Opponent	Score	Team's RPI: 171
5	A	Iowa	81 86	31	H	FGCU	63 74	59	A	Iowa St.	72 80	113	A	Liberty	76 71	
								80	H	North Florida	54 51	164	H	Samford	63 79	
												204	H	Jacksonville	76 65	
												211	A	Kennesaw St.	56 59	
												258	H	Stetson	68 57	
												265	A	Lipscomb	84 72	
												278	N	Alabama A&M	80 65	
												298	N	UC Irvine	88 60	
												320	N	SIUE	85 67	
												328	A	Alabama St.	81 60	
												340	A	Tennessee St.	88 63	
												349	N	South Carolina St.	99 46	
												351	H	Mississippi Val.	86 60	
LAST 10 Division I																
211	A	Kennesaw St.	56 59	204	H	Jacksonville	76 65									
258	H	Stetson	68 57	80	H	North Florida	54 51									
31	H	FGCU	63 74	59	A	Iowa St.	72 80									
113	A	Liberty	76 71	349	N	South Carolina St.	99 46									
265	A	Lipscomb	84 72	320	N	SIUE	85 67									

Non-Div I Games: Virginia-Lynchburg 128 26 Oakwood 120 38

North Ala.

Loss, Non-Conf, S Site, H Home A Away N Neutral

North Carolina

Through Games Of Jan. 27, 2020

Average RPI Win:	177	WON-LOST	WINNING	LAST 10	STRENGTH OF	OPP. STRENGTH	TEAM	ADJ.	CONF.	ADJ CONF.
Average RPI Loss:	29	RECORD	PCT. RANK	GAMES	SCHEDULE	OF SCHEDULE	RPI	RPI	RPI	RPI
DIV. I ONLY	14- 6	61	5-5	94	15	57	57	5	5	
DIV. I NON-CONF.	9- 2	38	0-1	326	40	132	132	3	3	
TOTALS	RPI 1-25	RPI 26-50	W-L RECORDS	RPI 51-100	RPI 101-150	RPI 150+				
14- 6	1- 3	1- 2	OVERALL	3- 1	2- 0	7- 0				
9- 2	1- 1	0- 1	HOME	1- 0	1- 0	6- 0				
2- 4	0- 2	1- 1	AWAY	1- 1	0- 0	0- 0				
3- 0	0- 0	0- 0	NEUTRAL	1- 0	1- 0	1- 0				
9- 2	0- 0	0- 1	NON-CONFERENCE	1- 1	2- 0	6- 0				
6- 1	0- 0	0- 1	HOME	0- 0	1- 0	5- 0				
0- 1	0- 0	0- 0	AWAY	0- 1	0- 0	0- 0				
3- 0	0- 0	0- 0	NEUTRAL	1- 0	1- 0	1- 0				
5- 4	1- 3	1- 1	CONFERENCE	2- 0	0- 0	1- 0				
3- 1	1- 1	0- 0	HOME	1- 0	0- 0	1- 0				
2- 3	0- 2	1- 1	AWAY	1- 0	0- 0	0- 0				
0- 0	0- 0	0- 0	NEUTRAL	0- 0	0- 0	0- 0				

RPI S	Opponent	Score	RPI S	Opponent	Score	RPI S	Opponent	Score	RPI S	Opponent	Score
3	H Louisville	67 74	28	A Virginia Tech	70 76	54	A Georgia Tech	67 60	145	N Missouri	82 69
16	A Florida St.	64 78	35	A Virginia	65 47	55	N Temple	71 58	150	H Illinois	85 60
19	A NC State	68 76	42	H Yale	63 66	62	H Miami (FL)	78 58	153	H Elon	76 46
19	H NC State	66 60				63	A Alabama	77 83	252	N UNCW	85 45
									276	H Navy	80 40
									287	H Pittsburgh	70 62
									324	H N.C. Central	92 53
									334	H Charleston So.	85 54
									335	H Western Caro.	92 55
LAST 10 Division I											
19	A NC State	68 76	19	H NC State	66 60						
54	A Georgia Tech	67 60	28	A Virginia Tech	70 76						
3	H Louisville	67 74	35	A Virginia	65 47						
62	H Miami (FL)	78 58	287	H Pittsburgh	70 62						
16	A Florida St.	64 78	42	H Yale	63 66						

Non-Div I Games:

North Carolina

Loss, Non-Conf, S Site, H Home A Away N Neutral

North Dakota

Through Games Of Jan. 27, 2020

Average RPI Win: 266	WON-LOST	WINNING	LAST 10	STRENGTH OF	OPP. STRENGTH	TEAM	ADJ.	CONF.	ADJ CONF.
Average RPI Loss: 177	RECORD	PCT. RANK	GAMES	SCHEDULE	OF SCHEDULE	RPI	RPI	RPI	RPI
DIV. I ONLY	11- 8	130	5-5	318	239	193	193	19	19
DIV. I NON-CONF.	7- 4	100	1-1	254	273	124	124	19	19
TOTALS	RPI 1-25	RPI 26-50	W-L RECORDS	RPI 51-100	RPI 101-150	RPI 150+			
11- 8	0- 0	0- 1	OVERALL	0- 2	0- 1	11- 4			
5- 2	0- 0	0- 0	HOME	0- 1	0- 0	5- 1			
6- 6	0- 0	0- 1	AWAY	0- 1	0- 1	6- 3			
0- 0	0- 0	0- 0	NEUTRAL	0- 0	0- 0	0- 0			
7- 4	0- 0	0- 1	NON-CONFERENCE	0- 1	0- 1	7- 1			
2- 1	0- 0	0- 0	HOME	0- 1	0- 0	2- 0			
5- 3	0- 0	0- 1	AWAY	0- 0	0- 1	5- 1			
0- 0	0- 0	0- 0	NEUTRAL	0- 0	0- 0	0- 0			
4- 4	0- 0	0- 0	CONFERENCE	0- 1	0- 0	4- 3			
3- 1	0- 0	0- 0	HOME	0- 0	0- 0	3- 1			
1- 3	0- 0	0- 0	AWAY	0- 1	0- 0	1- 2			
0- 0	0- 0	0- 0	NEUTRAL	0- 0	0- 0	0- 0			

RPI S	Opponent	Score	RPI S	Opponent	Score	RPI S	Opponent	Score	RPI S	Opponent	Score	Team's RPI: 193
33	A Arizona	42 74	91	A South Dakota St.	64 99	149	A New Orleans	73 79				
			95	H Illinois St.	58 66	163	H Valparaiso	65 63				
						167	H Rhode Island	67 61				
						205	H Western Ill.	77 71				
						213	A SMU	51 66				
						253	A Oral Roberts	52 75				
						256	A Grand Canyon	78 76				
						264	A Milwaukee	66 58				
						289	A Denver	90 82				
						289	H Denver	81 91				
						290	A Ga. Southern	69 56				
						291	A North Dakota St.	82 92				
						301	H Omaha	63 57				
						307	H Purdue Fort Wayne	91 85				
						334	A Charleston So.	73 57				
						349	A South Carolina St.	95 53				
LAST 10 Division I												
205	H Western Ill.	77 71	301	H Omaha	63 57							
289	H Denver	81 91	307	H Purdue Fort Wayne	91 85							
291	A North Dakota St.	82 92	289	A Denver	90 82							
91	A South Dakota St.	64 99	149	A New Orleans	73 79							
253	A Oral Roberts	52 75	264	A Milwaukee	66 58							

Non-Div I Games: Northland 118 35 Mayville St. 83 52

North Dakota

Loss, Non-Conf, S Site, H Home A Away N Neutral

Average RPI Win:	254	WON-LOST	WINNING	LAST 10	STRENGTH OF	OPP. STRENGTH	TEAM	ADJ.	CONF.	ADJ CONF.
Average RPI Loss:	138	RECORD	PCT. RANK	GAMES	SCHEDULE	OF SCHEDULE	RPI	RPI	RPI	RPI
DIV. I ONLY	3- 14	319	3-7	130	148	291	291	19	19	
DIV. I NON-CONF.	1- 9	326	1-2	150	63	296	296	19	19	
TOTALS	RPI 1-25	RPI 26-50	W-L RECORDS	RPI 51-100	RPI 101-150	RPI 150+				
3- 14	0- 0	0- 2	OVERALL	0- 4	0- 2	3- 6				
2- 7	0- 0	0- 1	HOME	0- 1	0- 1	2- 4				
1- 7	0- 0	0- 1	AWAY	0- 3	0- 1	1- 2				
0- 0	0- 0	0- 0	NEUTRAL	0- 0	0- 0	0- 0				
1- 9	0- 0	0- 1	NON-CONFERENCE	0- 3	0- 2	1- 3				
0- 5	0- 0	0- 0	HOME	0- 1	0- 1	0- 3				
1- 4	0- 0	0- 1	AWAY	0- 2	0- 1	1- 0				
0- 0	0- 0	0- 0	NEUTRAL	0- 0	0- 0	0- 0				
2- 5	0- 0	0- 1	CONFERENCE	0- 1	0- 0	2- 3				
2- 2	0- 0	0- 1	HOME	0- 0	0- 0	2- 1				
0- 3	0- 0	0- 0	AWAY	0- 1	0- 0	0- 2				
0- 0	0- 0	0- 0	NEUTRAL	0- 0	0- 0	0- 0				

RPI 1-25				RPI 26-50				RPI 51-100				RPI 101+				Team's RPI: 291	
RPI	S	Opponent	Score	RPI	S	Opponent	Score	RPI	S	Opponent	Score	RPI	S	Opponent	Score		
				41	A	Creighton	59 70	53	A	Bradley	64 70	121	H	Wisconsin	63 64		
				49	H	South Dakota	36 80	58	A	UNI	63 95	135	A	Northeastern	61 72		
								59	H	Iowa St.	58 86	163	H	Valparaiso	54 66		
								91	A	South Dakota St.	52 60	193	H	North Dakota	92 82		
												203	H	Northern Ill.	68 74		
												205	H	Western Ill.	78 79		
												215	H	Wyoming	57 66		
												253	A	Oral Roberts	62 70		
												280	A	New Hampshire	67 61		
												289	A	Denver	82 91		
												289	H	Denver	85 80		
LAST 10 Division I																	
				289	H	Denver	85 80	205	H	Western Ill.	78 79						
				91	A	South Dakota St.	52 60	289	A	Denver	82 91						
				193	H	North Dakota	92 82	121	H	Wisconsin	63 64						
				49	H	South Dakota	36 80	53	A	Bradley	64 70						
				253	A	Oral Roberts	62 70	280	A	New Hampshire	67 61						

Non-Div I Games: Waldorf 92 26 Mayville St. 97 59

North Dakota St.

North Florida

Through Games Of Jan. 27, 2020

Average RPI Win: 220	WON-LOST	WINNING	LAST 10	STRENGTH OF	OPP. STRENGTH	TEAM	ADJ.	CONF.	ADJ CONF.
Average RPI Loss: 83	RECORD	PCT. RANK	GAMES	SCHEDULE	OF SCHEDULE	RPI	RPI	RPI	RPI
DIV. I ONLY	10- 8	144	6-4	68	163	80	80	16	16
DIV. I NON-CONF.	5- 6	187	1-2	52	127	81	81	15	15
TOTALS	RPI 1-25	RPI 26-50	W-L RECORDS	RPI 51-100	RPI 101-150	RPI 150+			
10- 8	0- 2	0- 1	OVERALL	1- 2	2- 1	7- 2			
3- 1	0- 0	0- 1	HOME	0- 0	2- 0	1- 0			
5- 5	0- 2	0- 0	AWAY	0- 1	0- 1	5- 1			
2- 2	0- 0	0- 0	NEUTRAL	1- 1	0- 0	1- 1			
5- 6	0- 2	0- 0	NON-CONFERENCE	1- 2	1- 1	3- 1			
1- 0	0- 0	0- 0	HOME	0- 0	1- 0	0- 0			
2- 4	0- 2	0- 0	AWAY	0- 1	0- 1	2- 0			
2- 2	0- 0	0- 0	NEUTRAL	1- 1	0- 0	1- 1			
5- 2	0- 0	0- 1	CONFERENCE	0- 0	1- 0	4- 1			
2- 1	0- 0	0- 1	HOME	0- 0	1- 0	1- 0			
3- 1	0- 0	0- 0	AWAY	0- 0	0- 0	3- 1			
0- 0	0- 0	0- 0	NEUTRAL	0- 0	0- 0	0- 0			

RPI 1-25				RPI 26-50				RPI 51-100				RPI 101+			
RPI	S	Opponent	Score	RPI	S	Opponent	Score	RPI	S	Opponent	Score	RPI	S	Opponent	Score
12	A	Indiana	45 72	31	H	FGCU	50 72	62	A	Miami (FL)	55 78	113	H	Liberty	65 50
16	A	Florida St.	41 70					72	N	Marist	54 69	118	H	Holy Cross	80 60
								93	N	Rider	80 70	121	A	Wisconsin	62 75
												171	A	North Ala.	51 54
												181	N	Norfolk St.	54 57
												204	A	Jacksonville	70 64
												211	A	Kennesaw St.	64 55
												265	A	Lipscomb	68 60
												278	A	Alabama A&M	73 64
												294	N	Nicholls St.	64 61
												297	A	FIU	64 49
												330	H	NJIT	71 48
LAST 10 Division I															
113	H	Liberty	65 50	211	A	Kennesaw St.	64 55								
265	A	Lipscomb	68 60	171	A	North Ala.	51 54								
204	A	Jacksonville	70 64	118	H	Holy Cross	80 60								
31	H	FGCU	50 72	16	A	Florida St.	41 70								
330	H	NJIT	71 48	12	A	Indiana	45 72								

Non-Div I Games: Warner 110 46 Edward Waters 80 51

North Florida

Loss, Non-Conf, S Site, H Home A Away N Neutral

North Texas

Through Games Of Jan. 27, 2020

Average RPI Win:	223	WON-LOST	WINNING	LAST 10	STRENGTH OF	OPP. STRENGTH	TEAM	ADJ.	CONF.	ADJ CONF.
Average RPI Loss:	171	RECORD	PCT. RANK	GAMES	SCHEDULE	OF SCHEDULE	RPI	RPI	RPI	RPI
DIV. I ONLY	7- 10	228	4-6	196	219	234	234	13	13	
DIV. I NON-CONF.	4- 5	195	1-1	142	265	201	201	13	13	
TOTALS	RPI 1-25	RPI 26-50	W-L RECORDS	RPI 51-100	RPI 101-150	RPI 150+				
7- 10	0- 1	1- 1	OVERALL	0- 0	1- 1	5- 7				
5- 3	0- 0	1- 0	HOME	0- 0	1- 1	3- 2				
2- 5	0- 0	0- 0	AWAY	0- 0	0- 0	2- 5				
0- 2	0- 1	0- 1	NEUTRAL	0- 0	0- 0	0- 0				
4- 5	0- 1	0- 1	NON-CONFERENCE	0- 0	1- 1	3- 2				
3- 1	0- 0	0- 0	HOME	0- 0	1- 1	2- 0				
1- 2	0- 0	0- 0	AWAY	0- 0	0- 0	1- 2				
0- 2	0- 1	0- 1	NEUTRAL	0- 0	0- 0	0- 0				
3- 5	0- 0	1- 0	CONFERENCE	0- 0	0- 0	2- 5				
2- 2	0- 0	1- 0	HOME	0- 0	0- 0	1- 2				
1- 3	0- 0	0- 0	AWAY	0- 0	0- 0	1- 3				
0- 0	0- 0	0- 0	NEUTRAL	0- 0	0- 0	0- 0				

RPI S	Opponent	Score	RPI S	Opponent	Score	RPI S	Opponent	Score	RPI S	Opponent	Score	Team's RPI: 234
19 N	NC State	65 76	26 H	Western Ky.	61 54				101 H	UT Arlington	49 68	
			34 N	Texas	57 63				129 H	Louisiana	69 66	
									156 A	CSU Bakersfield	52 61	
									168 A	Fla. Atlantic	78 84	
									185 A	Hawaii	66 60	
									199 H	Southern Miss.	57 65	
									212 A	UTEP	63 67	
									244 H	Marshall	59 68	
									251 H	Louisiana Tech	74 69	
									283 A	Utah St.	55 66	
									297 A	FIU	56 58	
									303 A	UTSA	79 55	
									318 H	Alcorn	67 31	
									346 H	La.-Monroe	63 51	
LAST 10 Division I												
212 A	UTEP	63 67	297 A	FIU	56 58							
303 A	UTSA	79 55	244 H	Marshall	59 68							
251 H	Louisiana Tech	74 69	26 H	Western Ky.	61 54							
199 H	Southern Miss.	57 65	346 H	La.-Monroe	63 51							
168 A	Fla. Atlantic	78 84	283 A	Utah St.	55 66							

Non-Div I Games: Mid-Amer. Christian59 61 Xavier (LA) 68 31 Tex. A&M-Texarkana 114 54

North Texas

Loss, Non-Conf, S Site, H Home A Away N Neutral

Northeastern

Through Games Of Jan. 27, 2020

Average RPI Win:	235	WON-LOST	WINNING	LAST 10	STRENGTH OF	OPP. STRENGTH	TEAM	ADJ.	CONF.	ADJ CONF.
Average RPI Loss:	80	RECORD	PCT. RANK	GAMES	SCHEDULE	OF SCHEDULE	RPI	RPI	RPI	RPI
DIV. I ONLY	8- 10	206	6-4	72	134	135	135	14	14	
DIV. I NON-CONF.	4- 7	225	2-1	67	113	157	157	14	14	
TOTALS	RPI 1-25	RPI 26-50	W-L RECORDS	RPI 51-100	RPI 101-150	RPI 150+				
8- 10	0- 2	0- 3	OVERALL	0- 2	1- 1	7- 2				
5- 3	0- 0	0- 2	HOME	0- 1	0- 0	5- 0				
3- 7	0- 2	0- 1	AWAY	0- 1	1- 1	2- 2				
0- 0	0- 0	0- 0	NEUTRAL	0- 0	0- 0	0- 0				
4- 7	0- 2	0- 2	NON-CONFERENCE	0- 1	1- 1	3- 1				
2- 3	0- 0	0- 2	HOME	0- 1	0- 0	2- 0				
2- 4	0- 2	0- 0	AWAY	0- 0	1- 1	1- 1				
0- 0	0- 0	0- 0	NEUTRAL	0- 0	0- 0	0- 0				
4- 3	0- 0	0- 1	CONFERENCE	0- 1	0- 0	4- 1				
3- 0	0- 0	0- 0	HOME	0- 0	0- 0	3- 0				
1- 3	0- 0	0- 1	AWAY	0- 1	0- 0	1- 1				
0- 0	0- 0	0- 0	NEUTRAL	0- 0	0- 0	0- 0				

RPI 1-25				RPI 26-50				RPI 51-100				RPI 101+ Team's RPI: 135			
RPI	S	Opponent	Score	RPI	S	Opponent	Score	RPI	S	Opponent	Score	RPI	S	Opponent	Score
2	A	Oregon	47 89	42	H	Yale	63 78	69	A	Drexel	41 50	115	A	Fordham	58 74
21	A	Central Mich.	63 79	46	A	James Madison	54 67	79	H	Dayton	60 71	142	A	Harvard	46 44
				49	H	South Dakota	76 80					153	H	Elon	68 65
												157	H	William & Mary	61 55
												177	A	Towson	68 81
												202	A	Boston U.	56 72
												229	A	Delaware	72 62
												255	A	Maine	66 58
												291	H	North Dakota St.	72 61
												304	H	Hofstra	74 51
												345	H	Hartford	60 47
LAST 10 Division I															
		46	A	James Madison	54	67		69	A	Drexel	41	50			
		177	A	Towson	68	81		304	H	Hofstra	74	51			
		157	H	William & Mary	61	55		202	A	Boston U.	56	72			
		153	H	Elon	68	65		255	A	Maine	66	58			
		229	A	Delaware	72	62		345	H	Hartford	60	47			

Non-Div I Games:

Northeastern

■ Loss,
 ■ Non-Conf, S Site,
 ■ Home
 ■ Away
 N Neutral

Average RPI Win:	270	WON-LOST	WINNING	LAST 10	STRENGTH OF	OPP. STRENGTH	TEAM	ADJ.	CONF.	ADJ CONF.
Average RPI Loss:	150	RECORD	PCT. RANK	GAMES	SCHEDULE	OF SCHEDULE	RPI	RPI	RPI	RPI
DIV. I ONLY	9- 9	176	7-3	237	297	200	200	20	20	
DIV. I NON-CONF.	3- 6	235	1-0	141	282	209	209	17	17	
TOTALS	RPI 1-25	RPI 26-50	W-L RECORDS	RPI 51-100	RPI 101-150	RPI 150+				
9- 9	0- 1	0- 0	OVERALL	0- 2	1- 1	8- 5				
4- 3	0- 0	0- 0	HOME	0- 0	0- 1	4- 2				
4- 5	0- 0	0- 0	AWAY	0- 2	0- 0	4- 3				
1- 1	0- 1	0- 0	NEUTRAL	0- 0	1- 0	0- 0				
3- 6	0- 1	0- 0	NON-CONFERENCE	0- 2	1- 0	2- 3				
1- 1	0- 0	0- 0	HOME	0- 0	0- 0	1- 1				
1- 4	0- 0	0- 0	AWAY	0- 2	0- 0	1- 2				
1- 1	0- 1	0- 0	NEUTRAL	0- 0	1- 0	0- 0				
6- 3	0- 0	0- 0	CONFERENCE	0- 0	0- 1	6- 2				
3- 2	0- 0	0- 0	HOME	0- 0	0- 1	3- 1				
3- 1	0- 0	0- 0	AWAY	0- 0	0- 0	3- 1				
0- 0	0- 0	0- 0	NEUTRAL	0- 0	0- 0	0- 0				

RPI S	Opponent	Score	RPI S	Opponent	Score	RPI S	Opponent	Score	RPI S	Opponent	Score	Team's RPI: 200
14 N	Oregon St.	57 91				71 A	Fresno St.	66 83	119 H	Montana St.	64 72	
						100 A	Rice	57 71	137 N	San Jose St.	67 64	
									179 A	New Mexico	76 83	
									186 A	Portland St.	54 66	
									192 H	UC Davis	61 71	
									194 H	Montana	71 79	
									210 H	Northern Colo.	72 45	
									218 H	Southern Utah	84 76	
									257 A	Idaho St.	70 59	
									296 A	California Baptist	79 98	
									300 A	Weber St.	88 82	
									322 A	Sacramento St.	85 65	
									322 H	Sacramento St.	114 107	
									329 A	Houston Baptist	79 62	
									331 H	Seattle U	88 80	
LAST 10 Division I												
322 A	Sacramento St.	85 65	322 H	Sacramento St.	114 107							
186 A	Portland St.	54 66	300 A	Weber St.	88 82							
210 H	Northern Colo.	72 45	119 H	Montana St.	64 72							
218 H	Southern Utah	84 76	194 H	Montana	71 79							
257 A	Idaho St.	70 59	137 N	San Jose St.	67 64							

Non-Div I Games:

Northern Ariz.

■ Loss,
■ Non-Conf, S Site,
■ Home
■ Away
N Neutral

Average RPI Win:	247	WON-LOST	WINNING	LAST 10	STRENGTH OF	OPP. STRENGTH	TEAM	ADJ.	CONF.	ADJ CONF.
Average RPI Loss:	167	RECORD	PCT. RANK	GAMES	SCHEDULE	OF SCHEDULE	RPI	RPI	RPI	RPI
DIV. I ONLY	8- 9	194	5-5	269	153	210	210	20	20	
DIV. I NON-CONF.	4- 5	195	1-1	225	111	183	183	17	17	
TOTALS	RPI 1-25	RPI 26-50	W-L RECORDS	RPI 51-100	RPI 101-150	RPI 150+				
8- 9	0- 2	0- 0	OVERALL	0- 1	0- 1	8- 5				
3- 4	0- 0	0- 0	HOME	0- 1	0- 0	3- 3				
5- 5	0- 2	0- 0	AWAY	0- 0	0- 1	5- 2				
0- 0	0- 0	0- 0	NEUTRAL	0- 0	0- 0	0- 0				
4- 5	0- 2	0- 0	NON-CONFERENCE	0- 0	0- 0	4- 3				
1- 2	0- 0	0- 0	HOME	0- 0	0- 0	1- 2				
3- 3	0- 2	0- 0	AWAY	0- 0	0- 0	3- 1				
0- 0	0- 0	0- 0	NEUTRAL	0- 0	0- 0	0- 0				
4- 4	0- 0	0- 0	CONFERENCE	0- 1	0- 1	4- 2				
2- 2	0- 0	0- 0	HOME	0- 1	0- 0	2- 1				
2- 2	0- 0	0- 0	AWAY	0- 0	0- 1	2- 1				
0- 0	0- 0	0- 0	NEUTRAL	0- 0	0- 0	0- 0				

RPI 1-25				RPI 26-50				RPI 51-100				RPI 101+ Team's RPI: 210			
RPI	S	Opponent	Score	RPI	S	Opponent	Score	RPI	S	Opponent	Score	RPI	S	Opponent	Score
4	A	Stanford	36 90					97	H	Idaho	46 57	119	A	Montana St.	58 91
6	A	UCLA	58 92									186	H	Portland St.	77 58
												194	A	Montana	67 58
												200	A	Northern Ariz.	45 72
												213	A	SMU	61 52
												215	A	Wyoming	46 44
												230	H	San Francisco	83 90
												233	A	Chattanooga	59 42
												260	H	Colorado St.	58 75
												289	A	Denver	55 74
												295	H	Eastern Wash.	63 42
												300	H	Weber St.	60 65
												315	H	Air Force	72 62
												322	A	Sacramento St.	73 63
LAST 10 Division I															
295	H	Eastern Wash.	63 42	194	A	Montana	67 58								
97	H	Idaho	46 57	119	A	Montana St.	58 91								
200	A	Northern Ariz.	45 72	186	H	Portland St.	77 58								
322	A	Sacramento St.	73 63	215	A	Wyoming	46 44								
300	H	Weber St.	60 65	289	A	Denver	55 74								

Non-Div I Games:

Northern Colo.

■ Loss,
■ Non-Conf, S Site,
■ Home
■ Away
N Neutral

Northern Ill.

Through Games Of Jan. 27, 2020

Average RPI Win:	226	WON-LOST	WINNING	LAST 10	STRENGTH OF	OPP. STRENGTH	TEAM	ADJ.	CONF.	ADJ CONF.
Average RPI Loss:	114	RECORD	PCT. RANK	GAMES	SCHEDULE	OF SCHEDULE	RPI	RPI	RPI	RPI
DIV. I ONLY	5- 13	286	2-8	71	178	203	203	10	10	
DIV. I NON-CONF.	4- 7	225	1-2	53	245	150	150	10	10	
TOTALS	RPI 1-25	RPI 26-50	W-L RECORDS	RPI 51-100	RPI 101-150	RPI 150+				
5- 13	0- 0	0- 3	OVERALL	0- 4	1- 2	4- 4				
1- 6	0- 0	0- 1	HOME	0- 2	0- 2	1- 1				
3- 6	0- 0	0- 1	AWAY	0- 2	0- 0	3- 3				
1- 1	0- 0	0- 1	NEUTRAL	0- 0	1- 0	0- 0				
4- 7	0- 0	0- 3	NON-CONFERENCE	0- 2	1- 1	3- 1				
1- 3	0- 0	0- 1	HOME	0- 1	0- 1	1- 0				
2- 3	0- 0	0- 1	AWAY	0- 1	0- 0	2- 1				
1- 1	0- 0	0- 1	NEUTRAL	0- 0	1- 0	0- 0				
1- 6	0- 0	0- 0	CONFERENCE	0- 2	0- 1	1- 3				
0- 3	0- 0	0- 0	HOME	0- 1	0- 1	0- 1				
1- 3	0- 0	0- 0	AWAY	0- 1	0- 0	1- 2				
0- 0	0- 0	0- 0	NEUTRAL	0- 0	0- 0	0- 0				

RPI S	Opponent	Score	RPI S	Opponent	Score	RPI S	Opponent	Score	RPI S	Opponent	Score	Team's RPI: 203
29	A Purdue	63 68	77	A Ohio	67 87	110	H Kent St.	71 79				
30	H Drake	49 73	77	H Ohio	79 85	139	N Tennessee Tech	82 74				
49	N South Dakota	48 91	88	H Southern Ill.	61 80	142	H Harvard	53 59				
			95	A Illinois St.	66 69	155	H Toledo	51 63				
						178	A Eastern Mich.	55 62				
						189	A Miami (OH)	64 66				
						195	A Akron	70 65				
						243	H Eastern Ill.	61 48				
						260	A Colorado St.	80 75				
						264	A Milwaukee	65 78				
						291	A North Dakota St.	74 68				
LAST 10 Division I												
178	A Eastern Mich.	55 62	189	A Miami (OH)	64 66							
77	H Ohio	79 85	77	A Ohio	67 87							
195	A Akron	70 65	30	H Drake	49 73							
110	H Kent St.	71 79	88	H Southern Ill.	61 80							
155	H Toledo	51 63	243	H Eastern Ill.	61 48							

Non-Div I Games:

Northern Ill.

■ Loss,
■ Non-Conf,
■ S Site,
■ H Home
■ A Away
N Neutral

Northern Ky.

Through Games Of Jan. 27, 2020

Average RPI Win:	278	WON-LOST	WINNING	LAST 10	STRENGTH OF	OPP. STRENGTH	TEAM	ADJ.	CONF.	ADJ CONF.
Average RPI Loss:	139	RECORD	PCT. RANK	GAMES	SCHEDULE	OF SCHEDULE	RPI	RPI	RPI	RPI
DIV. I ONLY	11- 9	150	6-4	316	214	228	228	21	21	
DIV. I NON-CONF.	6- 5	151	1-0	317	164	235	235	18	18	
TOTALS	RPI 1-25	RPI 26-50	W-L RECORDS	RPI 51-100	RPI 101-150	RPI 150+				
11- 9	0- 1	0- 0	OVERALL	0- 3	0- 2	11- 3				
6- 4	0- 1	0- 0	HOME	0- 1	0- 1	6- 1				
4- 5	0- 0	0- 0	AWAY	0- 2	0- 1	4- 2				
1- 0	0- 0	0- 0	NEUTRAL	0- 0	0- 0	1- 0				
6- 5	0- 1	0- 0	NON-CONFERENCE	0- 2	0- 0	6- 2				
3- 2	0- 1	0- 0	HOME	0- 1	0- 0	3- 0				
2- 3	0- 0	0- 0	AWAY	0- 1	0- 0	2- 2				
1- 0	0- 0	0- 0	NEUTRAL	0- 0	0- 0	1- 0				
5- 4	0- 0	0- 0	CONFERENCE	0- 1	0- 2	5- 1				
3- 2	0- 0	0- 0	HOME	0- 0	0- 1	3- 1				
2- 2	0- 0	0- 0	AWAY	0- 1	0- 1	2- 0				
0- 0	0- 0	0- 0	NEUTRAL	0- 0	0- 0	0- 0				

RPI 1-25				RPI 26-50				RPI 51-100				RPI 101+ Team's RPI: 228			
RPI	S	Opponent	Score	RPI	S	Opponent	Score	RPI	S	Opponent	Score	RPI	S	Opponent	Score
3	H	Louisville	57 85					61	A	IUPUI	61 89	143	H	Wright St.	55 63
								66	A	Belmont	45 62	144	A	Green Bay	44 65
								99	H	Saint Louis	42 67	196	H	Cleveland St.	68 73
												206	H	Central Ark.	72 56
												208	H	Youngstown St.	75 56
												264	A	Milwaukee	61 49
												265	A	Lipscomb	69 71
												269	A	Indiana St.	70 68
												270	H	Oakland	69 60
												277	A	Eastern Ky.	62 69
												285	H	Wofford	80 72
												297	A	FIU	67 45
												301	H	Omaha	57 40
												309	N	Jacksonville St.	66 63
												312	H	Detroit Mercy	72 60
												339	A	UIC	88 46
LAST 10 Division I															
312	H	Detroit Mercy	72 60	196	H	Cleveland St.	68 73								
270	H	Oakland	69 60	208	H	Youngstown St.	75 56								
143	H	Wright St.	55 63	264	A	Milwaukee	61 49								
339	A	UIC	88 46	144	A	Green Bay	44 65								
61	A	IUPUI	61 89	285	H	Wofford	80 72								

Non-Div I Games:

Northern Ky.

■ Loss,
 ■ Non-Conf, S Site,
 ■ Home
 ■ Away
 N Neutral

Northwestern

Through Games Of Jan. 27, 2020

Average RPI Win:	118	WON-LOST	WINNING	LAST 10	STRENGTH OF	OPP. STRENGTH	TEAM	ADJ.	CONF.	ADJ CONF.
Average RPI Loss:	10	RECORD	PCT. RANK	GAMES	SCHEDULE	OF SCHEDULE	RPI	RPI	RPI	RPI
DIV. I ONLY	17- 3	18	8-2	27	4	15	15	2	2	
DIV. I NON-CONF.	10- 1	19	1-0	104	22	24	24	2	2	
TOTALS	RPI 1-25	RPI 26-50	W-L RECORDS	RPI 51-100	RPI 101-150	RPI 150+				
17- 3	2- 3	3- 0	OVERALL	4- 0	2- 0	6- 0				
9- 2	1- 2	1- 0	HOME	2- 0	1- 0	4- 0				
6- 1	1- 1	2- 0	AWAY	2- 0	1- 0	0- 0				
2- 0	0- 0	0- 0	NEUTRAL	0- 0	0- 0	2- 0				
10- 1	0- 1	2- 0	NON-CONFERENCE	2- 0	1- 0	5- 0				
6- 1	0- 1	0- 0	HOME	2- 0	1- 0	3- 0				
2- 0	0- 0	2- 0	AWAY	0- 0	0- 0	0- 0				
2- 0	0- 0	0- 0	NEUTRAL	0- 0	0- 0	2- 0				
7- 2	2- 2	1- 0	CONFERENCE	2- 0	1- 0	1- 0				
3- 1	1- 1	1- 0	HOME	0- 0	0- 0	1- 0				
4- 1	1- 1	0- 0	AWAY	2- 0	1- 0	0- 0				
0- 0	0- 0	0- 0	NEUTRAL	0- 0	0- 0	0- 0				

RPI S	Opponent	Score	RPI S	Opponent	Score	RPI S	Opponent	Score	RPI S	Opponent	Score
5	H Iowa	51 77	29	H Purdue	61 56	70	A Minnesota	56 54	101	H UT Arlington	74 47
8	A Maryland	61 70	38	A Duke	63 42	87	H Colgate	73 44	150	A Illinois	77 50
8	H Maryland	81 58	39	A Marquette	64 56	92	H Boston College	66 63	158	H Dartmouth	79 37
12	A Indiana	71 69				96	A Michigan St.	76 48	163	H Valparaiso	69 48
18	H DePaul	68 70							187	H Penn St.	85 59
									225	N Xavier	79 59
									272	N East Carolina	64 45
									274	H Loyola Maryland	67 46
LAST 10 Division I											
8	A Maryland	61 70	70	A Minnesota	56 54						
96	A Michigan St.	76 48	5	H Iowa	51 77						
187	H Penn St.	85 59	8	H Maryland	81 58						
12	A Indiana	71 69	150	A Illinois	77 50						
29	H Purdue	61 56	225	N Xavier	79 59						

Non-Div I Games:

Northwestern

■ Loss,
 ■ Non-Conf, S Site,
 ■ Home
 ■ Away
 N Neutral

Average RPI Win: 320				Through Games Of Sun: 17, 1918					
Average RPI Loss: 188	WON-LOST RECORD	WINNING PCT. RANK	LAST 10 GAMES	STRENGTH OF SCHEDULE	OPP. STRENGTH OF SCHEDULE	TEAM RPI	ADJ. RPI	CONF. RPI	ADJ CONF. RPI
DIV. I ONLY	3- 12	309	2-8	314	315	343	343	23	23
DIV. I NON-CONF.	1- 5	313	0-1	226	251	321	321	20	20
TOTALS	RPI 1-25	RPI 26-50	W-L RECORDS	RPI 51-100	RPI 101-150	RPI 150+			
3- 12	0- 0	0- 2	OVERALL	0- 0	0- 2	3- 8			
3- 5	0- 0	0- 0	HOME	0- 0	0- 1	3- 4			
0- 7	0- 0	0- 2	AWAY	0- 0	0- 1	0- 4			
0- 0	0- 0	0- 0	NEUTRAL	0- 0	0- 0	0- 0			
1- 5	0- 0	0- 2	NON-CONFERENCE	0- 0	0- 0	1- 3			
1- 1	0- 0	0- 0	HOME	0- 0	0- 0	1- 1			
0- 4	0- 0	0- 2	AWAY	0- 0	0- 0	0- 2			
0- 0	0- 0	0- 0	NEUTRAL	0- 0	0- 0	0- 0			
2- 7	0- 0	0- 0	CONFERENCE	0- 0	0- 2	2- 5			
2- 4	0- 0	0- 0	HOME	0- 0	0- 1	2- 3			
0- 3	0- 0	0- 0	AWAY	0- 0	0- 1	0- 2			
0- 0	0- 0	0- 0	NEUTRAL	0- 0	0- 0	0- 0			

RPI 1-25				RPI 26-50				RPI 51-100				RPI 101+				Team's RPI: 343	
RPI	S	Opponent	Score	RPI	S	Opponent	Score	RPI	S	Opponent	Score	RPI	S	Opponent	Score		
				34	A	Texas	49 91					138	A	SFA	40 89		
				47	A	Arkansas	39 99					140	H	A&M-Corpus Christi	59 72		
												151	A	Texas Tech	49 79		
												162	H	Sam Houston St.	69 79		
												165	H	Jackson St.	49 66		
												217	A	Lamar University	58 61		
												232	H	Southeastern La.	56 72		
												294	H	Nicholls St.	58 54		
												310	H	Incarnate Word	67 69		
												319	A	McNeese	51 61		
												329	H	Houston Baptist	69 60		
												337	H	Grambling	65 61		
												346	A	La.-Monroe	54 63		
LAST 10 Division I																	
				232	H	Southeastern La.	56 72	329	H	Houston Baptist	69 60						
				138	A	SFA	40 89	140	H	A&M-Corpus Christi	59 72						
				294	H	Nicholls St.	58 54	34	A	Texas	49 91						
				319	A	McNeese	51 61	217	A	Lamar University	58 61						
				310	H	Incarnate Word	67 69	162	H	Sam Houston St.	69 79						

Non-Div I Games:	LeTourneau	91	61	LSU-Shreveport	63	68	Central Baptist	61	59
------------------	------------	----	----	----------------	----	----	-----------------	----	----

Northwestern St.

■ Loss, ■ Non-Conf, S Site, H Home A Away N Neutral

Notre Dame

Through Games Of Jan. 27, 2020

Average RPI Win:	146	WON-LOST	WINNING	LAST 10	STRENGTH OF	OPP. STRENGTH	TEAM	ADJ.	CONF.	ADJ CONF.
Average RPI Loss:	64	RECORD	PCT. RANK	GAMES	SCHEDULE	OF SCHEDULE	RPI	RPI	RPI	RPI
DIV. I ONLY	7- 13	256	2-8	30	8	128	128	5	5	
DIV. I NON-CONF.	5- 7	205	0-2	5	30	71	71	3	3	
TOTALS	RPI 1-25	RPI 26-50	W-L RECORDS	RPI 51-100	RPI 101-150	RPI 150+				
7- 13	0- 3	1- 3	OVERALL	2- 5	1- 1	3- 1				
3- 7	0- 2	0- 0	HOME	1- 4	0- 0	2- 1				
3- 4	0- 1	1- 2	AWAY	0- 0	1- 1	1- 0				
1- 2	0- 0	0- 1	NEUTRAL	1- 1	0- 0	0- 0				
5- 7	0- 2	1- 1	NON-CONFERENCE	1- 4	1- 0	2- 0				
2- 4	0- 1	0- 0	HOME	0- 3	0- 0	2- 0				
2- 1	0- 1	1- 0	AWAY	0- 0	1- 0	0- 0				
1- 2	0- 0	0- 1	NEUTRAL	1- 1	0- 0	0- 0				
2- 6	0- 1	0- 2	CONFERENCE	1- 1	0- 1	1- 1				
1- 3	0- 1	0- 0	HOME	1- 1	0- 0	0- 1				
1- 3	0- 0	0- 2	AWAY	0- 0	0- 1	1- 0				
0- 0	0- 0	0- 0	NEUTRAL	0- 0	0- 0	0- 0				

RPI 1-25				RPI 26-50				RPI 51-100				RPI 101+ Team's RPI: 128			
RPI	S	Opponent	Score	RPI	S	Opponent	Score	RPI	S	Opponent	Score	RPI	S	Opponent	Score
7	A	UConn	57 81	31	N	FGCU	60 69	51	H	Tennessee	63 74	114	A	Syracuse	63 74
18	H	DePaul	94 105	35	A	Virginia	60 90	62	H	Miami (FL)	76 53	115	A	Fordham	60 55
19	H	NC State	56 90	38	A	Duke	47 50	70	H	Minnesota	67 75	155	H	Toledo	54 51
				48	A	Michigan	76 72	78	N	South Fla.	67 51	173	H	Clemson	55 71
								91	N	South Dakota St.	59 65	274	H	Loyola Maryland	84 60
								92	H	Boston College	65 75	287	A	Pittsburgh	60 52
								96	H	Michigan St.	69 72				
LAST 10 Division I															
35	A	Virginia	60 90	114	A	Syracuse	63 74								
62	H	Miami (FL)	76 53	287	A	Pittsburgh	60 52								
38	A	Duke	47 50	173	H	Clemson	55 71								
19	H	NC State	56 90	18	H	DePaul	94 105								
92	H	Boston College	65 75	7	A	UConn	57 81								

Non-Div I Games:

Notre Dame

Loss, Non-Conf, S Site, H Home A Away N Neutral

Average RPI Win:	279	WON-LOST	WINNING	LAST 10	STRENGTH OF	OPP. STRENGTH	TEAM	ADJ.	CONF.	ADJ CONF.
Average RPI Loss:	159	RECORD	PCT. RANK	GAMES	SCHEDULE	OF SCHEDULE	RPI	RPI	RPI	RPI
DIV. I ONLY	6- 12	261	3-7	266	240	270	270	21	21	
DIV. I NON-CONF.	3- 6	235	0-1	260	188	247	247	18	18	
TOTALS	RPI 1-25	RPI 26-50	W-L RECORDS	RPI 51-100	RPI 101-150	RPI 150+				
6- 12	0- 1	0- 1	OVERALL	0- 3	1- 1	5- 6				
2- 4	0- 1	0- 0	HOME	0- 1	1- 0	1- 2				
3- 8	0- 0	0- 1	AWAY	0- 2	0- 1	3- 4				
1- 0	0- 0	0- 0	NEUTRAL	0- 0	0- 0	1- 0				
3- 6	0- 1	0- 1	NON-CONFERENCE	0- 2	0- 0	3- 2				
0- 2	0- 1	0- 0	HOME	0- 1	0- 0	0- 0				
2- 4	0- 0	0- 1	AWAY	0- 1	0- 0	2- 2				
1- 0	0- 0	0- 0	NEUTRAL	0- 0	0- 0	1- 0				
3- 6	0- 0	0- 0	CONFERENCE	0- 1	1- 1	2- 4				
2- 2	0- 0	0- 0	HOME	0- 0	1- 0	1- 2				
1- 4	0- 0	0- 0	AWAY	0- 1	0- 1	1- 2				
0- 0	0- 0	0- 0	NEUTRAL	0- 0	0- 0	0- 0				

RPI 1-25				RPI 26-50				RPI 51-100				RPI 101+ Team's RPI: 270			
RPI	S	Opponent	Score	RPI	S	Opponent	Score	RPI	S	Opponent	Score	RPI	S	Opponent	Score
21	H	Central Mich.	47 65	48	A	Michigan	64 79	53	H	Bradley	58 74	143	A	Wright St.	66 85
								61	A	IUPUI	41 76	144	H	Green Bay	93 88
								96	A	Michigan St.	56 76	196	H	Cleveland St.	58 79
												208	H	Youngstown St.	74 79
												226	A	Niagara	63 77
												228	A	Northern Ky.	60 69
												264	H	Milwaukee	78 62
												284	A	St. Bonaventure	66 80
												297	A	FIU	58 49
												309	N	Jacksonville St.	61 55
												312	A	Detroit Mercy	71 57
												339	A	UIC	64 70
												348	A	Chicago St.	98 70
LAST 10 Division I															
143	A	Wright St.	66 85	144	H	Green Bay	93 88								
228	A	Northern Ky.	60 69	339	A	UIC	64 70								
196	H	Cleveland St.	58 79	61	A	IUPUI	41 76								
208	H	Youngstown St.	74 79	312	A	Detroit Mercy	71 57								
264	H	Milwaukee	78 62	21	H	Central Mich.	47 65								

Non-Div I Games: Lourdes 72 53 Concordia (MI) 76 42

Oakland

■ Loss,
 ■ Non-Conf, S Site,
 ■ Home
 ■ Away
 N Neutral

Average RPI Win:	173	WON-LOST	WINNING	LAST 10	STRENGTH OF	OPP. STRENGTH	TEAM	ADJ.	CONF.	ADJ CONF.
Average RPI Loss:	69	RECORD	PCT. RANK	GAMES	SCHEDULE	OF SCHEDULE	RPI	RPI	RPI	RPI
DIV. I ONLY	12- 6	76	6-4	152	41	77	77	10	10	
DIV. I NON-CONF.	7- 4	100	1-2	204	19	93	93	10	10	
TOTALS	RPI 1-25	RPI 26-50	W-L RECORDS	RPI 51-100	RPI 101-150	RPI 150+				
12- 6	1- 2	0- 1	OVERALL	3- 1	0- 2	8- 0				
7- 1	0- 1	0- 0	HOME	2- 0	0- 0	5- 0				
4- 4	1- 1	0- 1	AWAY	1- 0	0- 2	2- 0				
1- 1	0- 0	0- 0	NEUTRAL	0- 1	0- 0	1- 0				
7- 4	1- 1	0- 1	NON-CONFERENCE	1- 1	0- 1	5- 0				
4- 0	0- 0	0- 0	HOME	1- 0	0- 0	3- 0				
2- 3	1- 1	0- 1	AWAY	0- 0	0- 1	1- 0				
1- 1	0- 0	0- 0	NEUTRAL	0- 1	0- 0	1- 0				
5- 2	0- 1	0- 0	CONFERENCE	2- 0	0- 1	3- 0				
3- 1	0- 1	0- 0	HOME	1- 0	0- 0	2- 0				
2- 1	0- 0	0- 0	AWAY	1- 0	0- 1	1- 0				
0- 0	0- 0	0- 0	NEUTRAL	0- 0	0- 0	0- 0				

RPI 1-25				RPI 26-50				RPI 51-100 Team's RPI: 77				RPI 101+			
RPI	S	Opponent	Score	RPI	S	Opponent	Score	RPI	S	Opponent	Score	RPI	S	Opponent	Score
21	H	Central Mich.	71 73	34	A	Texas	60 73	61	H	IUPUI	70 64	114	A	Syracuse	54 66
23	A	TCU	72 79					65	H	Ball St.	79 71	132	A	Western Mich.	72 73
25	A	Ohio St.	74 68					68	A	Buffalo	76 65	190	H	American	81 69
								90	N	Butler	55 60	191	H	Bowling Green	79 69
												203	A	Northern Ill.	85 79
												203	H	Northern Ill.	87 67
												233	A	Chattanooga	70 58
												244	H	Marshall	67 51
												287	N	Pittsburgh	72 50
												310	H	Incarnate Word	78 41
LAST 10 Division I															
191	H	Bowling Green	79 69	21	H	Central Mich.	71 73								
203	A	Northern Ill.	85 79	203	H	Northern Ill.	87 67								
65	H	Ball St.	79 71	233	A	Chattanooga	70 58								
132	A	Western Mich.	72 73	34	A	Texas	60 73								
68	A	Buffalo	76 65	23	A	TCU	72 79								

Non-Div I Games:

Ohio

Average RPI Win:	131	WON-LOST	WINNING	LAST 10	STRENGTH OF	OPP. STRENGTH	TEAM	ADJ.	CONF.	ADJ CONF.
Average RPI Loss:	34	RECORD	PCT. RANK	GAMES	SCHEDULE	OF SCHEDULE	RPI	RPI	RPI	RPI
DIV. I ONLY	11- 8	130	5-5	3	49	25	25	2	2	
DIV. I NON-CONF.	7- 4	100	1-1	3	134	16	16	2	2	
TOTALS	RPI 1-25	RPI 26-50	W-L RECORDS	RPI 51-100	RPI 101-150	RPI 150+				
11- 8	1- 4	1- 2	OVERALL	2- 2	3- 0	4- 0				
5- 3	1- 1	1- 1	HOME	0- 1	1- 0	2- 0				
4- 4	0- 3	0- 0	AWAY	1- 1	2- 0	1- 0				
2- 1	0- 0	0- 1	NEUTRAL	1- 0	0- 0	1- 0				
7- 4	1- 2	0- 1	NON-CONFERENCE	1- 1	2- 0	3- 0				
2- 2	1- 1	0- 0	HOME	0- 1	0- 0	1- 0				
3- 1	0- 1	0- 0	AWAY	0- 0	2- 0	1- 0				
2- 1	0- 0	0- 1	NEUTRAL	1- 0	0- 0	1- 0				
4- 4	0- 2	1- 1	CONFERENCE	1- 1	1- 0	1- 0				
3- 1	0- 0	1- 1	HOME	0- 0	1- 0	1- 0				
1- 3	0- 2	0- 0	AWAY	1- 1	0- 0	0- 0				
0- 0	0- 0	0- 0	NEUTRAL	0- 0	0- 0	0- 0				

RPI	S	Opponent	Score	RPI	S	Opponent	Score	RPI	S	Opponent	Score	RPI	S	Opponent	Score
3	H	Louisville	67 60	29	H	Purdue	50 66	58	N	UNI	64 46	104	A	Cincinnati	78 73
4	A	Stanford	52 71	48	H	Michigan	78 69	70	A	Minnesota	66 63	110	A	Kent St.	75 65
5	A	Iowa	68 77	49	N	South Dakota	53 68	77	H	Ohio	68 74	150	H	Illinois	77 47
7	H	UConn	62 73					96	A	Michigan St.	65 68	163	N	Valparaiso	89 38
8	A	Maryland	62 72									187	H	Penn St.	80 70
												231	H	Radford	70 57
												322	A	Sacramento St.	104 74
LAST 10 Division I															
5	A	Iowa	68 77	8	A	Maryland	62 72								
150	H	Illinois	77 47	70	A	Minnesota	66 63								
96	A	Michigan St.	65 68	29	H	Purdue	50 66								
187	H	Penn St.	80 70	322	A	Sacramento St.	104 74								
48	H	Michigan	78 69	4	A	Stanford	52 71								

Non-Div I Games:

Ohio St.

■ Loss,
 ■ Non-Conf, S Site,
 ■ Home
 ■ Away
 N Neutral

Average RPI Win:	100	WON-LOST	WINNING	LAST 10	STRENGTH OF	OPP. STRENGTH	TEAM	ADJ.	CONF.	ADJ CONF.
Average RPI Loss:	80	RECORD	PCT. RANK	GAMES	SCHEDULE	OF SCHEDULE	RPI	RPI	RPI	RPI
DIV. I ONLY	10- 9	167	5-5	2	75	36	36	3	3	
DIV. I NON-CONF.	7- 5	131	2-1	4	129	50	50	4	4	
TOTALS	RPI 1-25	RPI 26-50	W-L RECORDS	RPI 51-100	RPI 101-150	RPI 150+				
10- 9	1- 4	3- 1	OVERALL	2- 0	2- 0	2- 4				
8- 3	1- 3	1- 0	HOME	2- 0	2- 0	2- 0				
2- 5	0- 0	2- 1	AWAY	0- 0	0- 0	0- 4				
0- 1	0- 1	0- 0	NEUTRAL	0- 0	0- 0	0- 0				
7- 5	1- 2	1- 1	NON-CONFERENCE	1- 0	2- 0	2- 2				
7- 1	1- 1	1- 0	HOME	1- 0	2- 0	2- 0				
0- 3	0- 0	0- 1	AWAY	0- 0	0- 0	0- 2				
0- 1	0- 1	0- 0	NEUTRAL	0- 0	0- 0	0- 0				
3- 4	0- 2	2- 0	CONFERENCE	1- 0	0- 0	0- 2				
1- 2	0- 2	0- 0	HOME	1- 0	0- 0	0- 0				
2- 2	0- 0	2- 0	AWAY	0- 0	0- 0	0- 2				
0- 0	0- 0	0- 0	NEUTRAL	0- 0	0- 0	0- 0				

RPI 1-25				RPI 26-50				RPI 51-100				RPI 101+			
RPI	S	Opponent	Score	RPI	S	Opponent	Score	RPI	S	Opponent	Score	RPI	S	Opponent	Score
7	N	UConn	53 97	26	A	Western Ky.	63 74	59	H	Iowa St.	81 72	111	H	UAB	82 75
9	H	Baylor	56 77	30	H	Drake	93 84	82	H	Abilene Christian	78 65	138	H	SFA	75 62
13	H	Missouri St.	90 96	40	A	West Virginia	73 49					151	A	Texas Tech	84 89
23	H	TCU	63 82	45	A	Oklahoma St.	77 75					159	A	Houston	69 85
24	H	LSU	90 68									162	H	Sam Houston St.	95 71
												166	A	Wichita St.	83 88
												170	A	Kansas St.	74 92
												305	H	Prairie View	94 48
LAST 10 Division I															
170	A	Kansas St.	74 92	45	A	Oklahoma St.	77 75	9	H	Baylor	56 77				
151	A	Texas Tech	84 89					7	N	UConn	53 97				
23	H	TCU	63 82	30	H	Drake	93 84								
40	A	West Virginia	73 49	162	H	Sam Houston St.	95 71								
59	H	Iowa St.	81 72												

Non-Div I Games:

Oklahoma

■ Loss,
■ Non-Conf,
■ S Site,
■ H Home
■ A Away
N Neutral

Average RPI Win:	157	WON-LOST	WINNING	LAST 10	STRENGTH OF	OPP. STRENGTH	TEAM	ADJ.	CONF.	ADJ CONF.
Average RPI Loss:	23	RECORD	PCT. RANK	GAMES	SCHEDULE	OF SCHEDULE	RPI	RPI	RPI	RPI
DIV. I ONLY	12- 7	100	6-4	12	40	45	45	3	3	
DIV. I NON-CONF.	9- 3	63	3-0	31	85	29	29	4	4	
TOTALS	RPI 1-25	RPI 26-50	W-L RECORDS	RPI 51-100	RPI 101-150	RPI 150+				
12- 7	0- 4	1- 2	OVERALL	3- 1	2- 0	6- 0				
8- 3	0- 0	0- 2	HOME	3- 1	1- 0	4- 0				
3- 2	0- 2	1- 0	AWAY	0- 0	0- 0	2- 0				
1- 2	0- 2	0- 0	NEUTRAL	0- 0	1- 0	0- 0				
9- 3	0- 3	0- 0	NON-CONFERENCE	2- 0	2- 0	5- 0				
7- 0	0- 0	0- 0	HOME	2- 0	1- 0	4- 0				
1- 1	0- 1	0- 0	AWAY	0- 0	0- 0	1- 0				
1- 2	0- 2	0- 0	NEUTRAL	0- 0	1- 0	0- 0				
3- 4	0- 1	1- 2	CONFERENCE	1- 1	0- 0	1- 0				
1- 3	0- 0	0- 2	HOME	1- 1	0- 0	0- 0				
2- 1	0- 1	1- 0	AWAY	0- 0	0- 0	1- 0				
0- 0	0- 0	0- 0	NEUTRAL	0- 0	0- 0	0- 0				

RPI 1-25				RPI 26-50				Team's RPI: 45	RPI 51-100				RPI 101+			
RPI	S	Opponent	Score	RPI	S	Opponent	Score		RPI	S	Opponent	Score	RPI	S	Opponent	Score
2	N	Oregon	72 89	34	H	Texas	56 61		59	H	Iowa St.	63 64	101	N	UT Arlington	60 47
3	N	Louisville	48 69	36	H	Oklahoma	75 77		83	H	Kansas	67 49	107	H	Duquesne	84 41
9	A	Baylor	48 94	40	A	West Virginia	57 55		97	H	Idaho	62 47	170	A	Kansas St.	70 63
17	A	Texas A&M	62 74						100	H	Rice	69 38	216	A	Tulsa	78 48
													217	H	Lamar University	74 53
													240	H	Southern U.	72 59
													253	H	Oral Roberts	78 44
													257	H	Idaho St.	70 52
LAST 10 Division I																
				34	H	Texas	56 61		36	H	Oklahoma	75 77				
				40	A	West Virginia	57 55		83	H	Kansas	67 49				
				59	H	Iowa St.	63 64		107	H	Duquesne	84 41				
				170	A	Kansas St.	70 63		253	H	Oral Roberts	78 44				
				9	A	Baylor	48 94		240	H	Southern U.	72 59				

Non-Div I Games:

Oklahoma St.

Old Dominion

Through Games Of Jan. 27, 2020

Average RPI Win:	178	WON-LOST	WINNING	LAST 10	STRENGTH OF	OPP. STRENGTH	TEAM	ADJ.	CONF.	ADJ CONF.
Average RPI Loss:	86	RECORD	PCT. RANK	GAMES	SCHEDULE	OF SCHEDULE	RPI	RPI	RPI	RPI
DIV. I ONLY	16- 3	23	9-1	140	124	32	32	13	13	
DIV. I NON-CONF.	10- 2	30	3-0	174	194	52	52	13	13	
TOTALS	RPI 1-25	RPI 26-50	W-L RECORDS	RPI 51-100	RPI 101-150	RPI 150+				
16- 3	0- 0	1- 1	OVERALL	3- 0	3- 2	9- 0				
9- 0	0- 0	1- 0	HOME	1- 0	2- 0	5- 0				
6- 3	0- 0	0- 1	AWAY	1- 0	1- 2	4- 0				
1- 0	0- 0	0- 0	NEUTRAL	1- 0	0- 0	0- 0				
10- 2	0- 0	0- 1	NON-CONFERENCE	1- 0	3- 1	6- 0				
6- 0	0- 0	0- 0	HOME	0- 0	2- 0	4- 0				
3- 2	0- 0	0- 1	AWAY	0- 0	1- 1	2- 0				
1- 0	0- 0	0- 0	NEUTRAL	1- 0	0- 0	0- 0				
6- 1	0- 0	1- 0	CONFERENCE	2- 0	0- 1	3- 0				
3- 0	0- 0	1- 0	HOME	1- 0	0- 0	1- 0				
3- 1	0- 0	0- 0	AWAY	1- 0	0- 1	2- 0				
0- 0	0- 0	0- 0	NEUTRAL	0- 0	0- 0	0- 0				

RPI S	Opponent	Score	RPI S	Opponent	Score	RPI S	Opponent	Score	RPI S	Opponent	Score
26	H Western Ky.	76 65	35	A Virginia	53 56	52	A Middle Tenn.	67 56	111	A UAB	65 76
						76	H Charlotte	54 51	112	A VCU	49 62
						97	N Idaho	67 55	117	H Richmond	73 51
									136	A Auburn	89 77
									141	H Campbell	59 44
									157	A William & Mary	69 58
									168	A Fla. Atlantic	75 63
									184	H Hampton	75 38
									235	H Mt. St. Mary's	85 34
									244	H Marshall	57 46
									250	H Winthrop	68 44
									297	A FIU	66 39
									327	H UMES	48 39
									336	A Cal Poly	61 55
LAST 10 Division I											
168	A Fla. Atlantic	75 63	111	A UAB	65 76						
297	A FIU	66 39	52	A Middle Tenn.	67 56						
244	H Marshall	57 46	235	H Mt. St. Mary's	85 34						
26	H Western Ky.	76 65	184	H Hampton	75 38						
76	H Charlotte	54 51	117	H Richmond	73 51						

Non-Div I Games:

Old Dominion

Loss, Non-Conf, S Site, H Home A Away N Neutral

Average RPI Win:	292	WON-LOST	WINNING	LAST 10	STRENGTH OF	OPP. STRENGTH	TEAM	ADJ.	CONF.	ADJ CONF.
Average RPI Loss:	117	RECORD	PCT. RANK	GAMES	SCHEDULE	OF SCHEDULE	RPI	RPI	RPI	RPI
DIV. I ONLY	7- 13	256	2-8	173	209	275	275	4	4	
DIV. I NON-CONF.	7- 6	161	2-1	290	348	292	292	5	5	
TOTALS	RPI 1-25	RPI 26-50	W-L RECORDS	RPI 51-100	RPI 101-150	RPI 150+				
7- 13	0- 3	0- 0	OVERALL	0- 2	0- 4	7- 4				
6- 6	0- 0	0- 0	HOME	0- 2	0- 3	6- 1				
0- 6	0- 3	0- 0	AWAY	0- 0	0- 1	0- 2				
1- 1	0- 0	0- 0	NEUTRAL	0- 0	0- 0	1- 1				
7- 6	0- 0	0- 0	NON-CONFERENCE	0- 0	0- 2	7- 4				
6- 3	0- 0	0- 0	HOME	0- 0	0- 2	6- 1				
0- 2	0- 0	0- 0	AWAY	0- 0	0- 0	0- 2				
1- 1	0- 0	0- 0	NEUTRAL	0- 0	0- 0	1- 1				
0- 7	0- 3	0- 0	CONFERENCE	0- 2	0- 2	0- 0				
0- 3	0- 0	0- 0	HOME	0- 2	0- 1	0- 0				
0- 4	0- 3	0- 0	AWAY	0- 0	0- 1	0- 0				
0- 0	0- 0	0- 0	NEUTRAL	0- 0	0- 0	0- 0				

RPI 1-25				RPI 26-50				RPI 51-100				RPI 101+ Team's RPI: 275			
RPI	S	Opponent	Score	RPI	S	Opponent	Score	RPI	S	Opponent	Score	RPI	S	Opponent	Score
11	A	Mississippi St.	39 80					51	H	Tennessee	28 84	129	H	Louisiana	42 53
17	A	Texas A&M	35 79					73	H	Georgia	51 58	136	A	Auburn	43 59
24	A	LSU	44 52									145	H	Missouri	57 71
												149	H	New Orleans	64 69
												151	A	Texas Tech	48 84
												154	H	Southeast Mo. St.	53 70
												162	H	Sam Houston St.	75 69
												199	A	Southern Miss.	53 59
												251	H	Louisiana Tech	76 53
												287	N	Pittsburgh	50 58
												290	H	Ga. Southern	69 66
												318	N	Alcorn	73 55
												328	H	Alabama St.	93 66
												346	H	La.-Monroe	66 42
												351	H	Mississippi Val.	72 53
LAST 10 Division I															
11	A	Mississippi St.	39 80	17	A	Texas A&M	35 79								
136	A	Auburn	43 59	73	H	Georgia	51 58								
145	H	Missouri	57 71	328	H	Alabama St.	93 66								
24	A	LSU	44 52	129	H	Louisiana	42 53								
51	H	Tennessee	28 84	290	H	Ga. Southern	69 66								

Non-Div I Games:

Ole Miss

■ Loss,
 ■ Non-Conf,
 ■ S Site,
 ■ H Home
 ■ A Away
 N Neutral

Average RPI Win:	273	WON-LOST	WINNING	LAST 10	STRENGTH OF	OPP. STRENGTH	TEAM	ADJ.	CONF.	ADJ CONF.
Average RPI Loss:	162	RECORD	PCT. RANK	GAMES	SCHEDULE	OF SCHEDULE	RPI	RPI	RPI	RPI
DIV. I ONLY	4- 14	302	1-9	167	309	301	301	19	19	
DIV. I NON-CONF.	3- 8	268	0-3	154	330	287	287	19	19	
TOTALS	RPI 1-25	RPI 26-50	W-L RECORDS	RPI 51-100	RPI 101-150	RPI 150+				
4- 14	0- 0	0- 2	OVERALL	0- 3	0- 1	4- 8				
3- 6	0- 0	0- 1	HOME	0- 2	0- 0	3- 3				
0- 7	0- 0	0- 1	AWAY	0- 1	0- 0	0- 5				
1- 1	0- 0	0- 0	NEUTRAL	0- 0	0- 1	1- 0				
3- 8	0- 0	0- 1	NON-CONFERENCE	0- 2	0- 1	3- 4				
2- 3	0- 0	0- 1	HOME	0- 1	0- 0	2- 1				
0- 4	0- 0	0- 0	AWAY	0- 1	0- 0	0- 3				
1- 1	0- 0	0- 0	NEUTRAL	0- 0	0- 1	1- 0				
1- 6	0- 0	0- 1	CONFERENCE	0- 1	0- 0	1- 4				
1- 3	0- 0	0- 0	HOME	0- 1	0- 0	1- 2				
0- 3	0- 0	0- 1	AWAY	0- 0	0- 0	0- 2				
0- 0	0- 0	0- 0	NEUTRAL	0- 0	0- 0	0- 0				

RPI S	Opponent	Score	RPI S	Opponent	Score	RPI S	Opponent	Score	RPI S	Opponent	Score	Team's RPI: 301
41	H Creighton	54 67	58	H UNI	45 81	112	N VCU	66 74				
49	A South Dakota	44 77	83	A Kansas	48 63	170	A Kansas St.	48 73				
			91	H South Dakota St.	51 68	193	A North Dakota	57 63				
						196	H Cleveland St.	66 79				
						205	H Western Ill.	69 83				
						227	H UMKC	57 53				
						228	A Northern Ky.	40 57				
						243	A Eastern Ill.	52 65				
						253	H Oral Roberts	60 54				
						261	H Morgan St.	70 64				
						289	A Denver	60 66				
						307	H Purdue Fort Wayne	57 58				
						351	N Mississippi Val.	78 70				
LAST 10 Division I												
307	H Purdue Fort Wayne	57 58	253	H Oral Roberts	60 54							
205	H Western Ill.	69 83	91	H South Dakota St.	51 68							
289	A Denver	60 66	196	H Cleveland St.	66 79							
49	A South Dakota	44 77	58	H UNI	45 81							
193	A North Dakota	57 63	243	A Eastern Ill.	52 65							

Non-Div I Games: Peru St. 92 58 Graceland (IA) 85 46

Omaha

Loss, Non-Conf, S Site, H Home A Away N Neutral

Oral Roberts

Through Games Of Jan. 27, 2020

Average RPI Win:	235	WON-LOST	WINNING	LAST 10	STRENGTH OF	OPP. STRENGTH	TEAM	ADJ.	CONF.	ADJ CONF.
Average RPI Loss:	152	RECORD	PCT. RANK	GAMES	SCHEDULE	OF SCHEDULE	RPI	RPI	RPI	RPI
DIV. I ONLY	6- 12	261	3-7	202	161	253	253	19	19	
DIV. I NON-CONF.	3- 8	268	0-3	170	149	272	272	19	19	
TOTALS	RPI 1-25	RPI 26-50	W-L RECORDS	RPI 51-100	RPI 101-150	RPI 150+				
6- 12	0- 0	0- 4	OVERALL	0- 2	0- 0	6- 6				
5- 1	0- 0	0- 0	HOME	0- 0	0- 0	5- 1				
1- 11	0- 0	0- 4	AWAY	0- 2	0- 0	1- 5				
0- 0	0- 0	0- 0	NEUTRAL	0- 0	0- 0	0- 0				
3- 8	0- 0	0- 3	NON-CONFERENCE	0- 1	0- 0	3- 4				
3- 1	0- 0	0- 0	HOME	0- 0	0- 0	3- 1				
0- 7	0- 0	0- 3	AWAY	0- 1	0- 0	0- 3				
0- 0	0- 0	0- 0	NEUTRAL	0- 0	0- 0	0- 0				
3- 4	0- 0	0- 1	CONFERENCE	0- 1	0- 0	3- 2				
2- 0	0- 0	0- 0	HOME	0- 0	0- 0	2- 0				
1- 4	0- 0	0- 1	AWAY	0- 1	0- 0	1- 2				
0- 0	0- 0	0- 0	NEUTRAL	0- 0	0- 0	0- 0				

RPI S	Opponent	Score	RPI S	Opponent	Score	RPI S	Opponent	Score	RPI S	Opponent	Score	Team's RPI: 253
45	A Oklahoma St.	44 78	47	A Arkansas	64 96	91	A South Dakota St.	44 58	162	H Sam Houston St.	64 41	
49	A South Dakota	56 79	49	A Nebraska	67 77	98	A Utah	58 78	166	H Wichita St.	79 66	
									170	A Kansas St.	69 109	
									193	H North Dakota	75 52	
									205	A Western Ill.	61 75	
									216	A Tulsa	65 67	
									218	A Southern Utah	58 72	
									291	H North Dakota St.	70 62	
									292	H Texas St.	63 57	
									301	A Omaha	54 60	
									307	A Purdue Fort Wayne	79 73	
									329	H Houston Baptist	73 74	
LAST 10 Division I												
49	A South Dakota	56 79	301	A Omaha	54 60							
205	A Western Ill.	61 75	91	A South Dakota St.	44 58							
307	A Purdue Fort Wayne	79 73	45	A Oklahoma St.	44 78							
193	H North Dakota	75 52	50	A Nebraska	67 77							
291	H North Dakota St.	70 62	98	A Utah	58 78							

Non-Div I Games: Rogers St. 80 40 Cent. Christian (KS114 60

Oral Roberts

Loss, Non-Conf, S Site, H Home A Away N Neutral

Oregon

Through Games Of Jan. 27, 2020

Average RPI Win:	113	WON-LOST	WINNING	LAST 10	STRENGTH OF	OPP. STRENGTH	TEAM	ADJ.	CONF.	ADJ CONF.
Average RPI Loss:	15	RECORD	PCT. RANK	GAMES	SCHEDULE	OF SCHEDULE	RPI	RPI	RPI	RPI
DIV. I ONLY	17- 2	13	9-1	9	17	2	2	1	1	
DIV. I NON-CONF.	10- 1	19	2-0	77	60	14	14	1	1	
TOTALS	RPI 1-25	RPI 26-50	W-L RECORDS	RPI 51-100	RPI 101-150	RPI 150+				
17- 2	3- 1	3- 1	OVERALL	2- 0	5- 0	4- 0				
11- 0	2- 0	1- 0	HOME	2- 0	3- 0	3- 0				
4- 1	1- 0	1- 1	AWAY	0- 0	1- 0	1- 0				
2- 1	0- 1	1- 0	NEUTRAL	0- 0	1- 0	0- 0				
10- 1	0- 1	1- 0	NON-CONFERENCE	1- 0	4- 0	4- 0				
6- 0	0- 0	0- 0	HOME	1- 0	2- 0	3- 0				
2- 0	0- 0	0- 0	AWAY	0- 0	1- 0	1- 0				
2- 1	0- 1	1- 0	NEUTRAL	0- 0	1- 0	0- 0				
7- 1	3- 0	2- 1	CONFERENCE	1- 0	1- 0	0- 0				
5- 0	2- 0	1- 0	HOME	1- 0	1- 0	0- 0				
2- 1	1- 0	1- 1	AWAY	0- 0	0- 0	0- 0				
0- 0	0- 0	0- 0	NEUTRAL	0- 0	0- 0	0- 0				

RPI S	Opponent	Score	RPI S	Opponent	Score	RPI S	Opponent	Score	RPI S	Opponent	Score
3 N	Louisville	62 72	27 A	Arizona St.	66 72	91 H	South Dakota St.	95 56	101 N	UT Arlington	91 54
4 H	Stanford	87 55	33 A	Arizona	71 64	98 H	Utah	88 51	108 H	Texas Southern	99 63
14 A	Oregon St.	66 57	43 H	Colorado	104 46				114 A	Syracuse	81 64
14 H	Oregon St.	76 64	45 N	Oklahoma St.	89 72				126 H	California	105 55
									135 H	Northeastern	89 47
									170 H	Kansas St.	89 51
									263 A	Long Beach St.	81 45
									279 H	UC Riverside	84 41
									283 H	Utah St.	109 52
LAST 10 Division I											
14 A	Oregon St.	66 57	27 A	Arizona St.	66 72						
14 H	Oregon St.	76 64	98 H	Utah	88 51						
126 H	California	105 55	43 H	Colorado	104 46						
4 H	Stanford	87 55	170 H	Kansas St.	89 51						
33 A	Arizona	71 64	279 H	UC Riverside	84 41						

Non-Div I Games: Corban 125 42

Oregon

Loss, Non-Conf, S Site, H Home A Away N Neutral

Average RPI Win:	127	WON-LOST	WINNING	LAST 10	STRENGTH OF	OPP. STRENGTH	TEAM	ADJ.	CONF.	ADJ CONF.
Average RPI Loss:	9	RECORD	PCT. RANK	GAMES	SCHEDULE	OF SCHEDULE	RPI	RPI	RPI	RPI
DIV. I ONLY	16- 4	31	6-4	8	30	14	14	1	1	
DIV. I NON-CONF.	12- 0	1	2-0	61	87	5	5	1	1	
TOTALS	RPI 1-25	RPI 26-50	W-L RECORDS	RPI 51-100	RPI 101-150	RPI 150+				
16- 4	2- 3	2- 1	OVERALL	3- 0	3- 0	6- 0				
11- 2	2- 2	1- 0	HOME	1- 0	2- 0	5- 0				
2- 2	0- 1	1- 1	AWAY	1- 0	0- 0	0- 0				
3- 0	0- 0	0- 0	NEUTRAL	1- 0	1- 0	1- 0				
12- 0	2- 0	0- 0	NON-CONFERENCE	2- 0	2- 0	6- 0				
8- 0	2- 0	0- 0	HOME	0- 0	1- 0	5- 0				
1- 0	0- 0	0- 0	AWAY	1- 0	0- 0	0- 0				
3- 0	0- 0	0- 0	NEUTRAL	1- 0	1- 0	1- 0				
4- 4	0- 3	2- 1	CONFERENCE	1- 0	1- 0	0- 0				
3- 2	0- 2	1- 0	HOME	1- 0	1- 0	0- 0				
1- 2	0- 1	1- 1	AWAY	0- 0	0- 0	0- 0				
0- 0	0- 0	0- 0	NEUTRAL	0- 0	0- 0	0- 0				

RPI	S	Opponent	Score	RPI	S	Opponent	Score	RPI	S	Opponent	Score	RPI	S	Opponent	Score
2	A	Oregon	64 76	27	A	Arizona St.	47 55	62	A	Miami (FL)	75 53	105	H	Pacific	69 57
2	H	Oregon	57 66	33	A	Arizona	63 61	81	N	BYU	65 34	113	N	Liberty	68 55
4	H	Stanford	58 61	43	H	Colorado	72 60	98	H	Utah	77 48	126	H	California	81 44
13	H	Missouri St.	80 69									156	H	CSU Bakersfield	69 50
18	H	DePaul	98 77									185	H	Hawaii	64 32
												200	N	Northern Ariz.	91 57
												218	H	Southern Utah	95 45
												283	H	Utah St.	75 46
												298	H	UC Irvine	86 57
LAST 10 Division I															
2	H	Oregon	57 66	33	A	Arizona	63 61								
2	A	Oregon	64 76	43	H	Colorado	72 60								
4	H	Stanford	58 61	98	H	Utah	77 48								
126	H	California	81 44	156	H	CSU Bakersfield	69 50								
27	A	Arizona St.	47 55	81	N	BYU	65 34								

Non-Div I Games:

Oregon St.

■ Loss,
 ■ Non-Conf, S Site,
 ■ Home
 ■ Away
 N Neutral

Pacific

Through Games Of Jan. 27, 2020

Average RPI Win:	223	WON-LOST	WINNING	LAST 10	STRENGTH OF	OPP. STRENGTH	TEAM	ADJ.	CONF.	ADJ CONF.
Average RPI Loss:	92	RECORD	PCT. RANK	GAMES	SCHEDULE	OF SCHEDULE	RPI	RPI	RPI	RPI
DIV. I ONLY	12- 8	116	5-5	160	105	105	105	11	11	
DIV. I NON-CONF.	7- 4	100	0-1	190	117	100	100	11	11	
TOTALS	RPI 1-25	RPI 26-50	W-L RECORDS	RPI 51-100	RPI 101-150	RPI 150+				
12- 8	0- 3	0- 0	OVERALL	1- 1	1- 1	10- 3				
6- 2	0- 0	0- 0	HOME	0- 1	0- 1	6- 0				
5- 5	0- 3	0- 0	AWAY	1- 0	1- 0	3- 2				
1- 1	0- 0	0- 0	NEUTRAL	0- 0	0- 0	1- 1				
7- 4	0- 2	0- 0	NON-CONFERENCE	1- 0	0- 0	6- 2				
4- 0	0- 0	0- 0	HOME	0- 0	0- 0	4- 0				
2- 3	0- 2	0- 0	AWAY	1- 0	0- 0	1- 1				
1- 1	0- 0	0- 0	NEUTRAL	0- 0	0- 0	1- 1				
5- 4	0- 1	0- 0	CONFERENCE	0- 1	1- 1	4- 1				
2- 2	0- 0	0- 0	HOME	0- 1	0- 1	2- 0				
3- 2	0- 1	0- 0	AWAY	0- 0	1- 0	2- 1				
0- 0	0- 0	0- 0	NEUTRAL	0- 0	0- 0	0- 0				

RPI 1-25				RPI 26-50				RPI 51-100				RPI 101+ Team's RPI: 105			
RPI	S	Opponent	Score	RPI	S	Opponent	Score	RPI	S	Opponent	Score	RPI	S	Opponent	Score
6	A	UCLA	57 68					69	A	Drexel	58 51	124	A	Portland	77 73
10	A	Gonzaga	67 68					81	H	BYU	66 76	146	H	San Diego	64 66
14	A	Oregon St.	57 69									155	N	Toledo	65 66
												156	A	CSU Bakersfield	70 80
												169	A	Santa Clara	65 75
												176	A	Saint Mary's (CA)	68 66
												213	H	SMU	77 49
												227	H	UMKC	89 60
												230	A	San Francisco	84 61
												245	H	LMU (CA)	76 67
												247	H	Pepperdine	64 63
												268	A	UC Santa Barbara	63 53
												269	H	Indiana St.	83 66
												300	H	Weber St.	76 53
												311	N	St. Francis Brooklyn	71 62
LAST 10 Division I															
176	A	Saint Mary's (CA)	68 66	247	H	Pepperdine	64 63								
146	H	San Diego	64 66	245	H	LMU (CA)	76 67								
81	H	BYU	66 76	230	A	San Francisco	84 61								
10	A	Gonzaga	67 68	169	A	Santa Clara	65 75								
124	A	Portland	77 73	155	N	Toledo	65 66								

Non-Div I Games:

Pacific

■ Loss,
■ Non-Conf,
■ S Site,
■ H Home
■ A Away
N Neutral

Average RPI Win:	233	WON-LOST	WINNING	LAST 10	STRENGTH OF	OPP. STRENGTH	TEAM	ADJ.	CONF.	ADJ CONF.
Average RPI Loss:	51	RECORD	PCT. RANK	GAMES	SCHEDULE	OF SCHEDULE	RPI	RPI	RPI	RPI
DIV. I ONLY	9- 4	64	6-4	285	71	120	120	8	8	
DIV. I NON-CONF.	9- 3	63	6-3	324	49	113	113	8	8	
TOTALS	RPI 1-25	RPI 26-50	W-L RECORDS	RPI 51-100	RPI 101-150	RPI 150+				
9- 4	0- 1	0- 1	OVERALL	1- 2	0- 0	8- 0				
5- 1	0- 1	0- 0	HOME	1- 0	0- 0	4- 0				
4- 3	0- 0	0- 1	AWAY	0- 2	0- 0	4- 0				
0- 0	0- 0	0- 0	NEUTRAL	0- 0	0- 0	0- 0				
9- 3	0- 0	0- 1	NON-CONFERENCE	1- 2	0- 0	8- 0				
5- 0	0- 0	0- 0	HOME	1- 0	0- 0	4- 0				
4- 3	0- 0	0- 1	AWAY	0- 2	0- 0	4- 0				
0- 0	0- 0	0- 0	NEUTRAL	0- 0	0- 0	0- 0				
0- 1	0- 1	0- 0	CONFERENCE	0- 0	0- 0	0- 0				
0- 1	0- 1	0- 0	HOME	0- 0	0- 0	0- 0				
0- 0	0- 0	0- 0	AWAY	0- 0	0- 0	0- 0				
0- 0	0- 0	0- 0	NEUTRAL	0- 0	0- 0	0- 0				

RPI 1-25				RPI 26-50				RPI 51-100				RPI 101+ Team's RPI: 120			
RPI	S	Opponent	Score	RPI	S	Opponent	Score	RPI	S	Opponent	Score	RPI	S	Opponent	Score
22	H	Princeton	55 75	38	A	Duke	50 66	55	A	Temple	72 76	183	A	Saint Joseph's	55 45
								69	H	Drexel	53 49	185	A	Hawaii	70 55
								89	A	Villanova	58 70	197	A	La Salle	65 49
												221	H	Iona	74 42
												258	H	Stetson	81 41
												306	H	Siena	92 44
												330	A	NJIT	85 51
												345	H	Hartford	74 46
LAST 10 Division I															
55	A	Temple	72 76	258	H	Stetson	81 41								
89	A	Villanova	58 70	197	A	La Salle	65 49								
22	H	Princeton	55 75	345	H	Hartford	74 46								
185	A	Hawaii	70 55	38	A	Duke	50 66								
69	H	Drexel	53 49	183	A	Saint Joseph's	55 45								

Non-Div I Games: Chaminade 90 39

Penn

■ Loss,
 ■ Non-Conf,
 ■ S Site,
 ■ H Home
 ■ A Away
 N Neutral

Average RPI Win:	205	WON-LOST	WINNING	LAST 10	STRENGTH OF	OPP. STRENGTH	TEAM	ADJ.	CONF.	ADJ CONF.
Average RPI Loss:	88	RECORD	PCT. RANK	GAMES	SCHEDULE	OF SCHEDULE	RPI	RPI	RPI	RPI
DIV. I ONLY	7- 13	256	2-8	70	66	187	187	2	2	
DIV. I NON-CONF.	6- 5	151	1-0	213	259	210	210	2	2	
TOTALS	RPI 1-25	RPI 26-50	W-L RECORDS	RPI 51-100	RPI 101-150	RPI 150+				
7- 13	0- 4	0- 3	OVERALL	1- 2	1- 1	5- 3				
5- 6	0- 1	0- 1	HOME	1- 2	1- 0	3- 2				
1- 6	0- 3	0- 2	AWAY	0- 0	0- 1	1- 0				
1- 1	0- 0	0- 0	NEUTRAL	0- 0	0- 0	1- 1				
6- 5	0- 1	0- 0	NON-CONFERENCE	0- 1	1- 0	5- 3				
4- 3	0- 0	0- 0	HOME	0- 1	1- 0	3- 2				
1- 1	0- 1	0- 0	AWAY	0- 0	0- 0	1- 0				
1- 1	0- 0	0- 0	NEUTRAL	0- 0	0- 0	1- 1				
1- 8	0- 3	0- 3	CONFERENCE	1- 1	0- 1	0- 0				
1- 3	0- 1	0- 1	HOME	1- 1	0- 0	0- 0				
0- 5	0- 2	0- 2	AWAY	0- 0	0- 1	0- 0				
0- 0	0- 0	0- 0	NEUTRAL	0- 0	0- 0	0- 0				

RPI S	Opponent	Score	RPI S	Opponent	Score	RPI S	Opponent	Score	RPI S	Opponent	Score	Team's RPI: 187
12	H Indiana	60 76	29	A Purdue	68 81	70	H Minnesota	74 81	115	H Fordham	72 59	
15	A Northwestern	59 85	37	H Rutgers	57 62	93	H Rider	70 78	121	A Wisconsin	65 71	
22	A Princeton	55 72	48	A Michigan	48 82	96	H Michigan St.	86 73	173	H Clemson	68 55	
25	A Ohio St.	70 80							177	A Towson	73 67	
									197	H La Salle	67 69	
									214	H George Mason	68 78	
									263	N Long Beach St.	56 64	
									266	H Sacred Heart	88 65	
									287	H Pittsburgh	78 73	
									324	N N.C. Central	92 68	
LAST 10 Division I												
29	A Purdue	68 81	96	H Michigan St.	86 73							
12	H Indiana	60 76	121	A Wisconsin	65 71							
15	A Northwestern	59 85	48	A Michigan	48 82							
37	H Rutgers	57 62	70	H Minnesota	74 81							
25	A Ohio St.	70 80	266	H Sacred Heart	88 65							

Non-Div I Games:

Penn St.

■ Loss,
 ■ Non-Conf,
 ■ S Site,
 ■ H Home
 ■ A Away
 N Neutral

Pepperdine

Through Games Of Jan. 27, 2020

Average RPI Win: 239	WON-LOST	WINNING	LAST 10	STRENGTH OF	OPP. STRENGTH	TEAM	ADJ.	CONF.	ADJ CONF.
Average RPI Loss: 131	RECORD	PCT. RANK	GAMES	SCHEDULE	OF SCHEDULE	RPI	RPI	RPI	RPI
DIV. I ONLY	7- 10	228	3-7	246	109	247	247	11	11
DIV. I NON-CONF.	4- 4	164	0-1	331	171	264	264	11	11
TOTALS	RPI 1-25	RPI 26-50	W-L RECORDS	RPI 51-100	RPI 101-150	RPI 150+			
7- 10	0- 1	0- 0	OVERALL	0- 2	1- 3	6- 4			
5- 4	0- 0	0- 0	HOME	0- 1	1- 0	4- 3			
2- 6	0- 1	0- 0	AWAY	0- 1	0- 3	2- 1			
0- 0	0- 0	0- 0	NEUTRAL	0- 0	0- 0	0- 0			
4- 4	0- 0	0- 0	NON-CONFERENCE	0- 1	0- 1	4- 2			
2- 2	0- 0	0- 0	HOME	0- 0	0- 0	2- 2			
2- 2	0- 0	0- 0	AWAY	0- 1	0- 1	2- 0			
0- 0	0- 0	0- 0	NEUTRAL	0- 0	0- 0	0- 0			
3- 6	0- 1	0- 0	CONFERENCE	0- 1	1- 2	2- 2			
3- 2	0- 0	0- 0	HOME	0- 1	1- 0	2- 1			
0- 4	0- 1	0- 0	AWAY	0- 0	0- 2	0- 1			
0- 0	0- 0	0- 0	NEUTRAL	0- 0	0- 0	0- 0			

RPI 1-25				RPI 26-50				RPI 51-100				RPI 101+ Team's RPI: 247			
RPI	S	Opponent	Score	RPI	S	Opponent	Score	RPI	S	Opponent	Score	RPI	S	Opponent	Score
10	A	Gonzaga	36 70					81	H	BYU	47 65	105	A	Pacific	63 64
								85	A	Washington St.	48 85	109	A	Boise St.	74 76
												124	A	Portland	67 69
												146	H	San Diego	73 57
												169	H	Santa Clara	79 71
												176	A	Saint Mary's (CA)	78 85
												185	H	Hawaii	51 52
												188	H	UNLV	44 69
												192	H	UC Davis	70 67
												230	H	San Francisco	82 70
												245	H	LMU (CA)	77 84
												295	A	Eastern Wash.	53 52
												308	A	New Mexico St.	72 69
												336	H	Cal Poly	63 53
LAST 10 Division I															
124	A	Portland	67 69	105	A	Pacific	63 64								
10	A	Gonzaga	36 70	176	A	Saint Mary's (CA)	78 85								
245	H	LMU (CA)	77 84	81	H	BYU	47 65								
230	H	San Francisco	82 70	146	H	San Diego	73 57								
169	H	Santa Clara	79 71	109	A	Boise St.	74 76								

Non-Div I Games: Concordia (CA) 76 57 Cal St. L.A. 79 56

Pepperdine

Loss, Non-Conf, S Site, H Home A Away N Neutral

Pittsburgh

Through Games Of Jan. 27, 2020

Average RPI Win:	317	WON-LOST	WINNING	LAST 10	STRENGTH OF	OPP. STRENGTH	TEAM	ADJ.	CONF.	ADJ CONF.
Average RPI Loss:	103	RECORD	PCT. RANK	GAMES	SCHEDULE	OF SCHEDULE	RPI	RPI	RPI	RPI
DIV. I ONLY	3- 16	325	0-10	107	107	287	287	5	5	
DIV. I NON-CONF.	3- 8	268	0-2	233	257	308	308	3	3	
TOTALS	RPI 1-25	RPI 26-50	W-L RECORDS	RPI 51-100	RPI 101-150	RPI 150+				
3- 16	0- 2	0- 1	OVERALL	0- 5	0- 4	3- 4				
2- 8	0- 1	0- 0	HOME	0- 2	0- 3	2- 2				
0- 7	0- 1	0- 1	AWAY	0- 2	0- 1	0- 2				
1- 1	0- 0	0- 0	NEUTRAL	0- 1	0- 0	1- 0				
3- 8	0- 0	0- 0	NON-CONFERENCE	0- 3	0- 2	3- 3				
2- 4	0- 0	0- 0	HOME	0- 1	0- 1	2- 2				
0- 3	0- 0	0- 0	AWAY	0- 1	0- 1	0- 1				
1- 1	0- 0	0- 0	NEUTRAL	0- 1	0- 0	1- 0				
0- 8	0- 2	0- 1	CONFERENCE	0- 2	0- 2	0- 1				
0- 4	0- 1	0- 0	HOME	0- 1	0- 2	0- 0				
0- 4	0- 1	0- 1	AWAY	0- 1	0- 0	0- 1				
0- 0	0- 0	0- 0	NEUTRAL	0- 0	0- 0	0- 0				

RPI 1-25				RPI 26-50				RPI 51-100				RPI 101+ Team's RPI: 287			
RPI	S	Opponent	Score	RPI	S	Opponent	Score	RPI	S	Opponent	Score	RPI	S	Opponent	Score
3	A	Louisville	49 83	28	A	Virginia Tech	56 68	56	A	UCF	58 74	104	A	Cincinnati	53 69
19	H	NC State	44 88					57	A	North Carolina	62 70	107	H	Duquesne	62 81
								77	N	Ohio	50 72	114	H	Syracuse	51 69
								92	H	Boston College	70 79	128	H	Notre Dame	52 60
								94	H	Stony Brook	56 59	173	A	Clemson	67 75
												187	A	Penn St.	73 78
												189	H	Miami (OH)	71 80
												222	H	Georgetown	56 66
												275	N	Ole Miss	58 50
												332	H	Fairleigh Dickinson	69 60
												344	H	Central Conn. St.	81 73
LAST 10 Division I															
3	A	Louisville	49 83	92	H	Boston College	70 79								
19	H	NC State	44 88	128	H	Notre Dame	52 60								
114	H	Syracuse	51 69	57	A	North Carolina	62 70								
173	A	Clemson	67 75	104	A	Cincinnati	53 69								
28	A	Virginia Tech	56 68	189	H	Miami (OH)	71 80								

Non-Div I Games:

Pittsburgh

■ Loss,
 ■ Non-Conf,
 ■ S Site,
 ■ H Home
 ■ A Away
 N Neutral

Average RPI Win: 216	WON-LOST	WINNING	LAST 10	STRENGTH OF	OPP. STRENGTH	TEAM	ADJ.	CONF.	ADJ CONF.
Average RPI Loss: 126	RECORD	PCT. RANK	GAMES	SCHEDULE	OF SCHEDULE	RPI	RPI	RPI	RPI
DIV. I ONLY	11- 7	107	6-4	154	177	124	124	11	11
DIV. I NON-CONF.	5- 4	140	0-1	191	321	178	178	11	11
TOTALS	RPI 1-25	RPI 26-50	W-L RECORDS	RPI 51-100	RPI 101-150	RPI 150+			
11- 7	0- 1	0- 0	OVERALL	2- 1	0- 3	9- 2			
5- 4	0- 0	0- 0	HOME	1- 1	0- 2	4- 1			
6- 3	0- 1	0- 0	AWAY	1- 0	0- 1	5- 1			
0- 0	0- 0	0- 0	NEUTRAL	0- 0	0- 0	0- 0			
5- 4	0- 0	0- 0	NON-CONFERENCE	1- 1	0- 1	4- 2			
2- 3	0- 0	0- 0	HOME	1- 1	0- 1	1- 1			
3- 1	0- 0	0- 0	AWAY	0- 0	0- 0	3- 1			
0- 0	0- 0	0- 0	NEUTRAL	0- 0	0- 0	0- 0			
6- 3	0- 1	0- 0	CONFERENCE	1- 0	0- 2	5- 0			
3- 1	0- 0	0- 0	HOME	0- 0	0- 1	3- 0			
3- 2	0- 1	0- 0	AWAY	1- 0	0- 1	2- 0			
0- 0	0- 0	0- 0	NEUTRAL	0- 0	0- 0	0- 0			

RPI 1-25				RPI 26-50				RPI 51-100				RPI 101+ Team's RPI: 124			
RPI	S	Opponent	Score	RPI	S	Opponent	Score	RPI	S	Opponent	Score	RPI	S	Opponent	Score
10	A	Gonzaga	57 62					71	H	Fresno St.	75 64	103	H	Loyola Chicago	64 78
								81	A	BYU	57 48	105	H	Pacific	73 77
								82	H	Abilene Christian	69 76	146	A	San Diego	55 74
												169	A	Santa Clara	80 77
												176	H	Saint Mary's (CA)	78 65
												186	H	Portland St.	71 77
												230	A	San Francisco	73 66
												245	H	LMU (CA)	74 49
												247	H	Pepperdine	69 67
												249	A	CSUN	64 73
												256	H	Grand Canyon	73 41
												283	A	Utah St.	70 64
												300	A	Weber St.	78 59
												315	A	Air Force	72 56
LAST 10 Division I															
247	H	Pepperdine	69 67	105	H	Pacific	73 77								
245	H	LMU (CA)	74 49	81	A	BYU	57 48								
169	A	Santa Clara	80 77	146	A	San Diego	55 74								
230	A	San Francisco	73 66	10	A	Gonzaga	57 62								
176	H	Saint Mary's (CA)	78 65	186	H	Portland St.	71 77								

Non-Div I Games: Warner Pacific 78 36 Willamette 82 42

Portland

■ Loss,
 ■ Non-Conf, S Site,
 ■ Home
 ■ Away
 N Neutral

Average RPI Win: 227	WON-LOST	WINNING	LAST 10	STRENGTH OF	OPP. STRENGTH	TEAM	ADJ.	CONF.	ADJ CONF.
Average RPI Loss: 194	RECORD	PCT. RANK	GAMES	SCHEDULE	OF SCHEDULE	RPI	RPI	RPI	RPI
DIV. I ONLY	11- 8	130	6-4	262	268	186	186	20	20
DIV. I NON-CONF.	5- 4	140	0	208	300	153	153	17	17
TOTALS	RPI 1-25	RPI 26-50	W-L RECORDS	RPI 51-100	RPI 101-150	RPI 150+			
11- 8	0- 0	0- 0	OVERALL	1- 1	1- 2	9- 5			
6- 3	0- 0	0- 0	HOME	1- 1	0- 1	5- 1			
5- 4	0- 0	0- 0	AWAY	0- 0	1- 1	4- 3			
0- 1	0- 0	0- 0	NEUTRAL	0- 0	0- 0	0- 1			
5- 4	0- 0	0- 0	NON-CONFERENCE	0- 1	1- 1	4- 2			
2- 1	0- 0	0- 0	HOME	0- 1	0- 0	2- 0			
3- 2	0- 0	0- 0	AWAY	0- 0	1- 1	2- 1			
0- 1	0- 0	0- 0	NEUTRAL	0- 0	0- 0	0- 1			
6- 4	0- 0	0- 0	CONFERENCE	1- 0	0- 1	5- 3			
4- 2	0- 0	0- 0	HOME	1- 0	0- 1	3- 1			
2- 2	0- 0	0- 0	AWAY	0- 0	0- 0	2- 2			
0- 0	0- 0	0- 0	NEUTRAL	0- 0	0- 0	0- 0			

RPI 1-25				RPI 26-50				RPI 51-100				RPI 101+				Team's RPI: 186	
RPI	S	Opponent	Score	RPI	S	Opponent	Score	RPI	S	Opponent	Score	RPI	S	Opponent	Score		
								51	H	Tennessee	61	88	109	A	Boise St.	57	82
								97	H	Idaho	74	53	119	H	Montana St.	62	73
													124	A	Portland	77	71
													192	A	UC Davis	76	70
													194	H	Montana	78	65
													200	H	Northern Ariz.	66	54
													210	A	Northern Colo.	58	77
													218	A	Southern Utah	58	71
													227	A	UMKC	69	87
													256	H	Grand Canyon	69	46
													257	A	Idaho St.	69	64
													288	H	Nevada	80	75
													295	H	Eastern Wash.	75	58
													298	A	UC Irvine	70	61
													298	N	UC Irvine	75	83
													300	A	Weber St.	76	57
													322	H	Sacramento St.	70	73
LAST 10 Division I																	
				200	H	Northern Ariz.	66	54				119	H	Montana St.	62	73	
				322	H	Sacramento St.	70	73				295	H	Eastern Wash.	75	58	
				300	A	Weber St.	76	57				97	H	Idaho	74	53	
				257	A	Idaho St.	69	64				218	A	Southern Utah	58	71	
				194	H	Montana	78	65				210	A	Northern Colo.	58	77	

Non-Div I Games: Multnomah 104 48

Portland St.

Prairie View

Through Games Of Jan. 27, 2020

Average RPI Win:	335	WON-LOST	WINNING	LAST 10	STRENGTH OF	OPP. STRENGTH	TEAM	ADJ.	CONF.	ADJ CONF.
Average RPI Loss:	134	RECORD	PCT. RANK	GAMES	SCHEDULE	OF SCHEDULE	RPI	RPI	RPI	RPI
DIV. I ONLY	3- 13	315	3-7	229	210	305	305	31	31	
DIV. I NON-CONF.	0- 9	338	0-3	28	48	270	270	29	29	
TOTALS	RPI 1-25	RPI 26-50	W-L RECORDS	RPI 51-100	RPI 101-150	RPI 150+				
3- 13	0- 1	0- 2	OVERALL	0- 1	0- 4	3- 5				
2- 3	0- 0	0- 0	HOME	0- 0	0- 1	2- 2				
1- 8	0- 1	0- 2	AWAY	0- 1	0- 2	1- 2				
0- 2	0- 0	0- 0	NEUTRAL	0- 0	0- 1	0- 1				
0- 9	0- 1	0- 2	NON-CONFERENCE	0- 1	0- 3	0- 2				
0- 1	0- 0	0- 0	HOME	0- 0	0- 1	0- 0				
0- 6	0- 1	0- 2	AWAY	0- 1	0- 1	0- 1				
0- 2	0- 0	0- 0	NEUTRAL	0- 0	0- 1	0- 1				
3- 4	0- 0	0- 0	CONFERENCE	0- 0	0- 1	3- 3				
2- 2	0- 0	0- 0	HOME	0- 0	0- 0	2- 2				
1- 2	0- 0	0- 0	AWAY	0- 0	0- 1	1- 1				
0- 0	0- 0	0- 0	NEUTRAL	0- 0	0- 0	0- 0				

RPI 1-25				RPI 26-50				RPI 51-100				RPI 101+ Team's RPI: 305			
RPI	S	Opponent	Score	RPI	S	Opponent	Score	RPI	S	Opponent	Score	RPI	S	Opponent	Score
17	A	Texas A&M	38 80	33	A	Arizona	48 83	100	A	Rice	55 77	108	A	Texas Southern	65 88
				36	A	Oklahoma	48 94					121	A	Wisconsin	42 68
												127	H	Florida	44 51
												140	N	A&M-Corpus Christi	52 64
												151	A	Texas Tech	48 82
												165	A	Jackson St.	49 53
												189	N	Miami (OH)	52 65
												240	H	Southern U.	48 68
												316	H	Ark.-Pine Bluff	61 51
												318	H	Alcorn	63 68
												337	A	Grambling	67 54
												351	H	Mississippi Val.	81 47
LAST 10 Division I															
				351	H	Mississippi Val.	81 47					240	H	Southern U.	48 68
				316	H	Ark.-Pine Bluff	61 51					318	H	Alcorn	63 68
				165	A	Jackson St.	49 53					121	A	Wisconsin	42 68
				337	A	Grambling	67 54					151	A	Texas Tech	48 82
				108	A	Texas Southern	65 88					100	A	Rice	55 77

Non-Div I Games: Huston-Tillotson 79 60 Wiley 75 42 Tex. A&M-Kingsville85 55

Prairie View

Loss, Non-Conf, S Site, H Home A Away N Neutral

Presbyterian

Through Games Of Jan. 27, 2020

Average RPI Win:	292	WON-LOST	WINNING	LAST 10	STRENGTH OF	OPP. STRENGTH	TEAM	ADJ.	CONF.	ADJ CONF.
Average RPI Loss:	199	RECORD	PCT. RANK	GAMES	SCHEDULE	OF SCHEDULE	RPI	RPI	RPI	RPI
DIV. I ONLY	4- 12	294	2-8	243	339	299	299	26	26	
DIV. I NON-CONF.	2- 5	259	0-1	276	252	291	291	27	27	
TOTALS	RPI 1-25	RPI 26-50	W-L RECORDS	RPI 51-100	RPI 101-150	RPI 150+				
4- 12	0- 0	0- 1	OVERALL	0- 0	0- 3	4- 8				
2- 4	0- 0	0- 0	HOME	0- 0	0- 1	2- 3				
2- 8	0- 0	0- 1	AWAY	0- 0	0- 2	2- 5				
0- 0	0- 0	0- 0	NEUTRAL	0- 0	0- 0	0- 0				
2- 5	0- 0	0- 1	NON-CONFERENCE	0- 0	0- 2	2- 2				
1- 1	0- 0	0- 0	HOME	0- 0	0- 0	1- 1				
1- 4	0- 0	0- 1	AWAY	0- 0	0- 2	1- 1				
0- 0	0- 0	0- 0	NEUTRAL	0- 0	0- 0	0- 0				
2- 7	0- 0	0- 0	CONFERENCE	0- 0	0- 1	2- 6				
1- 3	0- 0	0- 0	HOME	0- 0	0- 1	1- 2				
1- 4	0- 0	0- 0	AWAY	0- 0	0- 0	1- 4				
0- 0	0- 0	0- 0	NEUTRAL	0- 0	0- 0	0- 0				

RPI 1-25			RPI 26-50			RPI 51-100			RPI 101+			Team's RPI: 299
RPI	S	Opponent	Score	RPI	S	Opponent	Score	RPI	S	Opponent	Score	
				40	A	West Virginia	40 56					
								127	A	Florida	46 60	
								141	H	Campbell	47 53	
								150	A	Illinois	52 71	
								184	H	Hampton	42 71	
								207	A	High Point	55 60	
								231	A	Radford	42 54	
								237	A	Gardner-Webb	56 53	
								241	H	Col. of Charleston	58 54	
								250	A	Winthrop	54 61	
								252	H	UNCW	60 70	
								254	A	UNC Asheville	39 54	
								271	H	Longwood	60 71	
								285	A	Wofford	60 67	
								342	H	USC Upstate	55 42	
								349	A	South Carolina St.	70 49	
LAST 10 Division I												
				342	H	USC Upstate	55 42					
				207	A	High Point	55 60					
				141	H	Campbell	47 53					
				237	A	Gardner-Webb	56 53					
				250	A	Winthrop	54 61					
				184	H	Hampton	42 71					
				271	H	Longwood	60 71					
				231	A	Radford	42 54					
				254	A	UNC Asheville	39 54					
				252	H	UNCW	60 70					

Non-Div I Games: William Peace 72 35 Brevard 74 45

Presbyterian

Loss, Non-Conf, S Site, H Home A Away N Neutral

Average RPI Win:	169	WON-LOST	WINNING	LAST 10	STRENGTH OF	OPP. STRENGTH	TEAM	ADJ.	CONF.	ADJ CONF.
Average RPI Loss:	5	RECORD	PCT. RANK	GAMES	SCHEDULE	OF SCHEDULE	RPI	RPI	RPI	RPI
DIV. I ONLY	13- 1	9	9-1	108	108	22	22	8	8	
DIV. I NON-CONF.	12- 1	9	8-1	153	76	20	20	8	8	
TOTALS	RPI 1-25	RPI 26-50	W-L RECORDS	RPI 51-100	RPI 101-150	RPI 150+				
13- 1	0- 1	1- 0	OVERALL	4- 0	3- 0	5- 0				
7- 0	0- 0	1- 0	HOME	1- 0	0- 0	5- 0				
6- 1	0- 1	0- 0	AWAY	3- 0	3- 0	0- 0				
0- 0	0- 0	0- 0	NEUTRAL	0- 0	0- 0	0- 0				
12- 1	0- 1	1- 0	NON-CONFERENCE	4- 0	2- 0	5- 0				
7- 0	0- 0	1- 0	HOME	1- 0	0- 0	5- 0				
5- 1	0- 1	0- 0	AWAY	3- 0	2- 0	0- 0				
0- 0	0- 0	0- 0	NEUTRAL	0- 0	0- 0	0- 0				
1- 0	0- 0	0- 0	CONFERENCE	0- 0	1- 0	0- 0				
0- 0	0- 0	0- 0	HOME	0- 0	0- 0	0- 0				
1- 0	0- 0	0- 0	AWAY	0- 0	1- 0	0- 0				
0- 0	0- 0	0- 0	NEUTRAL	0- 0	0- 0	0- 0				

RPI 1-25				RPI 26-50				RPI 51-100				RPI 101+			
RPI	S	Opponent	Score	RPI	S	Opponent	Score	RPI	S	Opponent	Score	RPI	S	Opponent	Score
5	A	Iowa	75 77	31	H	FGCU	67 53	72	A	Marist	62 50	120	A	Penn	75 55
								74	A	Seton Hall	78 76	145	A	Missouri	68 33
								93	H	Rider	80 47	148	A	George Washington	75 50
								99	A	Saint Louis	66 50	187	H	Penn St.	72 55
												280	H	New Hampshire	77 37
												286	H	Monmouth	52 40
												311	H	St. Francis Brooklyn	76 44
												345	H	Hartford	73 42
LAST 10 Division I															
				120	A	Penn	75 55	345	H	Hartford	73 42				
				280	H	New Hampshire	77 37	72	A	Marist	62 50				
				99	A	Saint Louis	66 50	311	H	St. Francis Brooklyn	76 44				
				145	A	Missouri	68 33	286	H	Monmouth	52 40				
				187	H	Penn St.	72 55	5	A	Iowa	75 77				

Non-Div I Games:

Princeton

■ Loss,
 ■ Non-Conf,
 S Site,
 ■ Home
 ■ Away
 N Neutral

Providence

Through Games Of Jan. 27, 2020

Average RPI Win:	214	WON-LOST	WINNING	LAST 10	STRENGTH OF	OPP. STRENGTH	TEAM	ADJ.	CONF.	ADJ CONF.
Average RPI Loss:	82	RECORD	PCT. RANK	GAMES	SCHEDULE	OF SCHEDULE	RPI	RPI	RPI	RPI
DIV. I ONLY	10- 11	190	2-8	142	85	133	133	6	6	
DIV. I NON-CONF.	9- 3	63	1-0	210	218	66	66	6	6	
TOTALS	RPI 1-25	RPI 26-50	W-L RECORDS	RPI 51-100	RPI 101-150	RPI 150+				
10- 11	0- 1	0- 4	OVERALL	2- 4	1- 0	7- 2				
3- 3	0- 1	0- 1	HOME	1- 1	0- 0	2- 0				
5- 7	0- 0	0- 3	AWAY	1- 2	1- 0	3- 2				
2- 1	0- 0	0- 0	NEUTRAL	0- 1	0- 0	2- 0				
9- 3	0- 0	0- 1	NON-CONFERENCE	2- 1	1- 0	6- 1				
2- 0	0- 0	0- 0	HOME	1- 0	0- 0	1- 0				
5- 2	0- 0	0- 1	AWAY	1- 0	1- 0	3- 1				
2- 1	0- 0	0- 0	NEUTRAL	0- 1	0- 0	2- 0				
1- 8	0- 1	0- 3	CONFERENCE	0- 3	0- 0	1- 1				
1- 3	0- 1	0- 1	HOME	0- 1	0- 0	1- 0				
0- 5	0- 0	0- 2	AWAY	0- 2	0- 0	0- 1				
0- 0	0- 0	0- 0	NEUTRAL	0- 0	0- 0	0- 0				

RPI S Opponent	Score	RPI S Opponent	Score	RPI S Opponent	Score	RPI S Opponent	Score	Team's RPI: 133
18 H DePaul	67 80	39 H Marquette	50 60	65 N Ball St.	51 52	147 A Massachusetts	72 63	
		41 A Creighton	63 72	74 A Seton Hall	55 97	167 N Rhode Island	58 51	
		42 A Yale	79 82	89 A Villanova	49 51	179 A New Mexico	68 86	
		44 A St. John's (NY)	58 64	90 H Butler	47 50	219 H UMass Lowell	63 38	
				92 H Boston College	76 60	222 A Georgetown	53 62	
				98 A Utah	67 60	225 H Xavier	60 48	
						245 N LMU (CA)	48 45	
						286 A Monmouth	68 52	
						313 A Bryant	76 32	
						345 A Hartford	75 57	
LAST 10 Division I								
225 H Xavier	60 48	39 H Marquette	50 60					
90 H Butler	47 50	18 H DePaul	67 80					
74 A Seton Hall	55 97	222 A Georgetown	53 62					
44 A St. John's (NY)	58 64	89 A Villanova	49 51					
41 A Creighton	63 72	245 N LMU (CA)	48 45					

Non-Div I Games:

Providence

Loss, Non-Conf, S Site, H Home A Away N Neutral

Average RPI Win:	130	WON-LOST	WINNING	LAST 10	STRENGTH OF	OPP. STRENGTH	TEAM	ADJ.	CONF.	ADJ CONF.
Average RPI Loss:	25	RECORD	PCT. RANK	GAMES	SCHEDULE	OF SCHEDULE	RPI	RPI	RPI	RPI
DIV. I ONLY	14- 7	76	6-4	16	5	29	29	2	2	
DIV. I NON-CONF.	9- 3	63	1-0	42	10	19	19	2	2	
TOTALS	RPI 1-25	RPI 26-50	W-L RECORDS	RPI 51-100	RPI 101-150	RPI 150+				
14- 7	1- 4	4- 2	OVERALL	0- 1	3- 0	6- 0				
9- 2	0- 0	1- 1	HOME	0- 1	3- 0	5- 0				
3- 4	1- 3	1- 1	AWAY	0- 0	0- 0	1- 0				
2- 1	0- 1	2- 0	NEUTRAL	0- 0	0- 0	0- 0				
9- 3	0- 2	3- 1	NON-CONFERENCE	0- 0	1- 0	5- 0				
6- 0	0- 0	1- 0	HOME	0- 0	1- 0	4- 0				
1- 2	0- 1	0- 1	AWAY	0- 0	0- 0	1- 0				
2- 1	0- 1	2- 0	NEUTRAL	0- 0	0- 0	0- 0				
5- 4	1- 2	1- 1	CONFERENCE	0- 1	2- 0	1- 0				
3- 2	0- 0	0- 1	HOME	0- 1	2- 0	1- 0				
2- 2	1- 2	1- 0	AWAY	0- 0	0- 0	0- 0				
0- 0	0- 0	0- 0	NEUTRAL	0- 0	0- 0	0- 0				

RPI 1-25				RPI 26-50				Team's RPI: 29	RPI 51-100				RPI 101+			
RPI	S	Opponent	Score	RPI	S	Opponent	Score		RPI	S	Opponent	Score	RPI	S	Opponent	Score
1	A	South Carolina	49 85	26	H	Western Ky.	67 50		70	H	Minnesota	59 72	110	H	Kent St.	77 64
10	N	Gonzaga	50 63	27	N	Arizona St.	59 52						121	H	Wisconsin	72 61
12	A	Indiana	48 66	28	A	Virginia Tech	54 67						150	H	Illinois	81 67
15	A	Northwestern	56 61	30	N	Drake	67 47						187	H	Penn St.	81 68
25	A	Ohio St.	66 50	37	H	Rutgers	53 59						191	H	Bowling Green	81 74
				50	A	Nebraska	76 68						203	H	Northern Ill.	68 63
LAST 10 Division I																
				187	H	Penn St.	81 68		12	A	Indiana	48 66				
				50	A	Nebraska	76 68		37	H	Rutgers	53 59				
				70	H	Minnesota	59 72		121	H	Wisconsin	72 61				
				150	H	Illinois	81 67		25	A	Ohio St.	66 50				
				15	A	Northwestern	56 61		191	H	Bowling Green	81 74				

Non-Div I Games:

Purdue

■ Loss,
■ Non-Conf,
■ S Site,
■ H Home
■ A Away
N Neutral

Average RPI Win:	319	WON-LOST	WINNING	LAST 10	STRENGTH OF	OPP. STRENGTH	TEAM	ADJ.	CONF.	ADJ CONF.
Average RPI Loss:	159	RECORD	PCT. RANK	GAMES	SCHEDULE	OF SCHEDULE	RPI	RPI	RPI	RPI
DIV. I ONLY	3- 15	321	2-8	200	255	307	307	19	19	
DIV. I NON-CONF.	2- 9	304	1-2	287	274	335	335	19	19	
TOTALS	RPI 1-25	RPI 26-50	W-L RECORDS	RPI 51-100	RPI 101-150	RPI 150+				
3- 15	0- 0	0- 2	OVERALL	0- 3	0- 1	3- 9				
2- 5	0- 0	0- 1	HOME	0- 2	0- 0	2- 2				
1- 7	0- 0	0- 1	AWAY	0- 1	0- 0	1- 5				
0- 3	0- 0	0- 0	NEUTRAL	0- 0	0- 1	0- 2				
2- 9	0- 0	0- 0	NON-CONFERENCE	0- 2	0- 1	2- 6				
2- 2	0- 0	0- 0	HOME	0- 1	0- 0	2- 1				
0- 4	0- 0	0- 0	AWAY	0- 1	0- 0	0- 3				
0- 3	0- 0	0- 0	NEUTRAL	0- 0	0- 1	0- 2				
1- 6	0- 0	0- 2	CONFERENCE	0- 1	0- 0	1- 3				
0- 3	0- 0	0- 1	HOME	0- 1	0- 0	0- 1				
1- 3	0- 0	0- 1	AWAY	0- 0	0- 0	1- 2				
0- 0	0- 0	0- 0	NEUTRAL	0- 0	0- 0	0- 0				

RPI S	Opponent	Score	RPI S	Opponent	Score	RPI S	Opponent	Score	RPI S	Opponent	Score	Team's RPI: 307
49	A South Dakota	25 79	49	H South Dakota	41 62	65	H Ball St.	52 83	110	N Kent St.	67 75	
						90	A Butler	58 85	151	N Texas Tech	48 82	
						91	H South Dakota St.	69 100	154	H Southeast Mo. St.	48 58	
									178	A Eastern Mich.	40 64	
									193	A North Dakota	85 91	
									195	A Akron	53 64	
									205	A Western Ill.	68 79	
									253	H Oral Roberts	73 79	
									286	N Monmouth	46 60	
									301	A Omaha	58 57	
									317	H Evansville	67 64	
									320	A SIUE	53 57	
									339	H UIC	61 50	
LAST 10 Division I												
301	A Omaha	58 57	193	A North Dakota	85 91							
49	A South Dakota	25 79	49	H South Dakota	41 62							
253	H Oral Roberts	73 79	90	A Butler	58 85							
91	H South Dakota St.	69 100	317	H Evansville	67 64							
205	A Western Ill.	68 79	178	A Eastern Mich.	40 64							

Non-Div I Games: Heidelberg 82 55 Purdue Northwest 73 50

Quinnipiac

Through Games Of Jan. 27, 2020

Average RPI Win:	246	WON-LOST	WINNING	LAST 10	STRENGTH OF	OPP. STRENGTH	TEAM	ADJ.	CONF.	ADJ CONF.
Average RPI Loss:	95	RECORD	PCT. RANK	GAMES	SCHEDULE	OF SCHEDULE	RPI	RPI	RPI	RPI
DIV. I ONLY	8- 9	194	7-3	129	170	182	182	24	24	
DIV. I NON-CONF.	3- 6	235	2-0	58	64	172	172	25	25	
TOTALS	RPI 1-25	RPI 26-50	W-L RECORDS	RPI 51-100	RPI 101-150	RPI 150+				
8- 9	0- 1	0- 1	OVERALL	1- 4	0- 2	7- 1				
6- 4	0- 0	0- 0	HOME	1- 1	0- 2	5- 1				
2- 5	0- 1	0- 1	AWAY	0- 3	0- 0	2- 0				
0- 0	0- 0	0- 0	NEUTRAL	0- 0	0- 0	0- 0				
3- 6	0- 1	0- 1	NON-CONFERENCE	1- 2	0- 2	2- 0				
2- 3	0- 0	0- 0	HOME	1- 1	0- 2	1- 0				
1- 3	0- 1	0- 1	AWAY	0- 1	0- 0	1- 0				
0- 0	0- 0	0- 0	NEUTRAL	0- 0	0- 0	0- 0				
5- 3	0- 0	0- 0	CONFERENCE	0- 2	0- 0	5- 1				
4- 1	0- 0	0- 0	HOME	0- 0	0- 0	4- 1				
1- 2	0- 0	0- 0	AWAY	0- 2	0- 0	1- 0				
0- 0	0- 0	0- 0	NEUTRAL	0- 0	0- 0	0- 0				

RPI 1-25				RPI 26-50				RPI 51-100				RPI 101+ Team's RPI: 182			
RPI	S	Opponent	Score	RPI	S	Opponent	Score	RPI	S	Opponent	Score	RPI	S	Opponent	Score
8	A	Maryland	52 107	42	A	Yale	59 63	56	A	UCF	58 80	142	H	Harvard	68 77
								60	H	Bucknell	76 69	148	H	George Washington	67 78
								69	H	Drexel	62 66	167	H	Rhode Island	75 63
								72	A	Marist	60 73	220	H	Manhattan	70 58
								93	A	Rider	59 75	221	H	Iona	71 75
												248	H	Fairfield	76 62
												286	H	Monmouth	60 53
												306	A	Siena	66 52
												338	H	Canisius	74 71
												345	A	Hartford	87 50
LAST 10 Division I															
248	H	Fairfield	76 62	93	A	Rider	59 75	306	A	Siena	66 52	221	H	Iona	71 75
72	A	Marist	60 73	345	A	Hartford	87 50	167	H	Rhode Island	75 63				
338	H	Canisius	74 71												
286	H	Monmouth	60 53												
220	H	Manhattan	70 58												

Non-Div I Games:

Quinnipiac

Loss, Non-Conf, S Site, H Home A Away N Neutral

Average RPI Win:	290	WON-LOST	WINNING	LAST 10	STRENGTH OF	OPP. STRENGTH	TEAM	ADJ.	CONF.	ADJ CONF.
Average RPI Loss:	152	RECORD	PCT. RANK	GAMES	SCHEDULE	OF SCHEDULE	RPI	RPI	RPI	RPI
DIV. I ONLY	8- 10	206	6-4	292	226	231	231	26	26	
DIV. I NON-CONF.	2- 7	288	0-1	266	43	275	275	27	27	
TOTALS	RPI 1-25	RPI 26-50	W-L RECORDS	RPI 51-100	RPI 101-150	RPI 150+				
8- 10	0- 1	0- 1	OVERALL	0- 2	0- 0	8- 6				
3- 3	0- 0	0- 0	HOME	0- 0	0- 0	3- 3				
5- 7	0- 1	0- 1	AWAY	0- 2	0- 0	5- 3				
0- 0	0- 0	0- 0	NEUTRAL	0- 0	0- 0	0- 0				
2- 7	0- 1	0- 1	NON-CONFERENCE	0- 2	0- 0	2- 3				
0- 2	0- 0	0- 0	HOME	0- 0	0- 0	0- 2				
2- 5	0- 1	0- 1	AWAY	0- 2	0- 0	2- 1				
0- 0	0- 0	0- 0	NEUTRAL	0- 0	0- 0	0- 0				
6- 3	0- 0	0- 0	CONFERENCE	0- 0	0- 0	6- 3				
3- 1	0- 0	0- 0	HOME	0- 0	0- 0	3- 1				
3- 2	0- 0	0- 0	AWAY	0- 0	0- 0	3- 2				
0- 0	0- 0	0- 0	NEUTRAL	0- 0	0- 0	0- 0				

RPI 1-25				RPI 26-50				RPI 51-100				RPI 101+ Team's RPI: 231			
RPI	S	Opponent	Score	RPI	S	Opponent	Score	RPI	S	Opponent	Score	RPI	S	Opponent	Score
25	A	Ohio St.	57 70	40	A	West Virginia	37 74	63	A	Alabama	51 85	184	A	Hampton	48 51
								84	A	Vanderbilt	46 80	190	H	American	55 59
												207	A	High Point	58 68
												235	H	Mt. St. Mary's	58 75
												237	A	Gardner-Webb	84 73
												239	A	ETSU	67 43
												242	A	Morehead St.	62 73
												250	H	Winthrop	54 53
												254	H	UNC Asheville	50 63
												271	A	Longwood	62 61
												299	H	Presbyterian	54 42
												334	H	Charleston So.	72 35
												342	A	USC Upstate	57 41
												349	A	South Carolina St.	60 45
LAST 10 Division I															
237	A	Gardner-Webb	84 73	184	A	Hampton	48 51								
342	A	USC Upstate	57 41	207	A	High Point	58 68								
250	H	Winthrop	54 53	334	H	Charleston So.	72 35								
271	A	Longwood	62 61	299	H	Presbyterian	54 42								
254	H	UNC Asheville	50 63	63	A	Alabama	51 85								

Non-Div I Games:

Radford

Rhode Island

Through Games Of Jan. 27, 2020

Average RPI Win:	214	WON-LOST	WINNING	LAST 10	STRENGTH OF	OPP. STRENGTH	TEAM	ADJ.	CONF.	ADJ CONF.
Average RPI Loss:	155	RECORD	PCT. RANK	GAMES	SCHEDULE	OF SCHEDULE	RPI	RPI	RPI	RPI
DIV. I ONLY	10- 8	144	4-6	201	254	167	167	12	12	
DIV. I NON-CONF.	7- 5	131	1-3	231	335	164	164	12	12	
TOTALS	RPI 1-25	RPI 26-50	W-L RECORDS	RPI 51-100	RPI 101-150	RPI 150+				
10- 8	0- 0	0- 0	OVERALL	0- 1	4- 4	6- 3				
7- 1	0- 0	0- 0	HOME	0- 0	4- 1	3- 0				
2- 6	0- 0	0- 0	AWAY	0- 1	0- 2	2- 3				
1- 1	0- 0	0- 0	NEUTRAL	0- 0	0- 1	1- 0				
7- 5	0- 0	0- 0	NON-CONFERENCE	0- 1	2- 2	5- 2				
5- 0	0- 0	0- 0	HOME	0- 0	2- 0	3- 0				
1- 4	0- 0	0- 0	AWAY	0- 1	0- 1	1- 2				
1- 1	0- 0	0- 0	NEUTRAL	0- 0	0- 1	1- 0				
3- 3	0- 0	0- 0	CONFERENCE	0- 0	2- 2	1- 1				
2- 1	0- 0	0- 0	HOME	0- 0	2- 1	0- 0				
1- 2	0- 0	0- 0	AWAY	0- 0	0- 1	1- 1				
0- 0	0- 0	0- 0	NEUTRAL	0- 0	0- 0	0- 0				

RPI 1-25			RPI 26-50			RPI 51-100			RPI 101+			Team's RPI: 167
RPI	S	Opponent	Score	RPI	S	Opponent	Score	RPI	S	Opponent	Score	
						92 A Boston College	55 66			102 A Davidson	67 79	
									H	VCU	54 75	
									H	Richmond	76 70	
									H	Holy Cross	73 58	
									H	Robert Morris	71 59	
									N	Providence	51 58	
									A	Harvard	58 61	
									H	Massachusetts	69 66	
									A	Quinnipiac	63 75	
									A	Saint Joseph's	49 47	
									A	North Dakota	61 67	
									N	Brown	89 44	
									H	Fairfield	74 41	
									H	Vermont	77 74	
									A	St. Bonaventure	59 64	
									A	Hartford	68 56	
									H	LIU Brooklyn	79 56	
LAST 10 Division I												
						284 A St. Bonaventure	59 64			112 H VCU	54 75	
						147 H Massachusetts	69 66			142 A Harvard	58 61	
						183 A Saint Joseph's	49 47			182 A Quinnipiac	63 75	
						102 A Davidson	67 79			130 H Robert Morris	71 59	
						117 H Richmond	76 70			133 N Providence	51 58	

Non-Div I Games:

Rhode Island

■ Loss,
 ■ Non-Conf,
 ■ S Site,
 ■ H Home
 ■ A Away
 N Neutral

Average RPI Win:	232	WON-LOST	WINNING	LAST 10	STRENGTH OF	OPP. STRENGTH	TEAM	ADJ.	CONF.	ADJ CONF.
Average RPI Loss:	78	RECORD	PCT. RANK	GAMES	SCHEDULE	OF SCHEDULE	RPI	RPI	RPI	RPI
DIV. I ONLY	13- 6	66	8-2	184	129	100	100	13	13	
DIV. I NON-CONF.	5- 6	187	0-2	179	83	196	196	13	13	
TOTALS	RPI 1-25	RPI 26-50	W-L RECORDS	RPI 51-100	RPI 101-150	RPI 150+				
13- 6	0- 1	1- 2	OVERALL	0- 1	0- 1	12- 1				
8- 1	0- 1	1- 0	HOME	0- 0	0- 0	7- 0				
5- 3	0- 0	0- 1	AWAY	0- 0	0- 1	5- 1				
0- 2	0- 0	0- 1	NEUTRAL	0- 1	0- 0	0- 0				
5- 6	0- 1	0- 2	NON-CONFERENCE	0- 1	0- 1	5- 1				
4- 1	0- 1	0- 0	HOME	0- 0	0- 0	4- 0				
1- 3	0- 0	0- 1	AWAY	0- 0	0- 1	1- 1				
0- 2	0- 0	0- 1	NEUTRAL	0- 1	0- 0	0- 0				
8- 0	0- 0	1- 0	CONFERENCE	0- 0	0- 0	7- 0				
4- 0	0- 0	1- 0	HOME	0- 0	0- 0	3- 0				
4- 0	0- 0	0- 0	AWAY	0- 0	0- 0	4- 0				
0- 0	0- 0	0- 0	NEUTRAL	0- 0	0- 0	0- 0				

RPI 1-25			RPI 26-50			RPI 51-100			Team's RPI: 100	RPI 101+		
RPI	S	Opponent	Score	RPI	S	Opponent	Score	RPI	S	Opponent	Score	
17	H	Texas A&M	61 62	26	H	Western Ky.	73 65	54	N	Georgia Tech	52 54	108 A Texas Southern 56 63
				28	N	Virginia Tech	45 54					168 A Fla. Atlantic 78 69
				45	A	Oklahoma St.	38 69					198 H Little Rock 66 40
												199 H Southern Miss. 75 64
												200 H Northern Ariz. 71 57
												212 A UTEP 69 61
												213 A SMU 43 55
												244 H Marshall 81 43
												251 H Louisiana Tech 60 47
												294 H Nicholls St. 71 47
												297 A FIU 68 47
												303 A UTSA 74 62
												305 H Prairie View 77 55
												319 A McNeese 81 50
LAST 10 Division I												
303	A	UTSA	74 62	168	A	Fla. Atlantic	78 69					
212	A	UTEP	69 61	26	H	Western Ky.	73 65					
199	H	Southern Miss.	75 64	244	H	Marshall	81 43					
251	H	Louisiana Tech	60 47	54	N	Georgia Tech	52 54					
297	A	FIU	68 47	28	N	Virginia Tech	45 54					

Non-Div I Games:

Rice

■ Loss,
 ■ Non-Conf,
 ■ S Site,
 ■ H Home
 ■ A Away
 N Neutral

Average RPI Win:	178	WON-LOST	WINNING	LAST 10	STRENGTH OF	OPP. STRENGTH	TEAM	ADJ.	CONF.	ADJ CONF.
Average RPI Loss:	124	RECORD	PCT. RANK	GAMES	SCHEDULE	OF SCHEDULE	RPI	RPI	RPI	RPI
DIV. I ONLY	9- 11	203	3-7	44	224	117	117	12	12	
DIV. I NON-CONF.	7- 7	164	1-3	39	296	88	88	12	12	
TOTALS	RPI 1-25	RPI 26-50	W-L RECORDS	RPI 51-100	RPI 101-150	RPI 150+				
9- 11	0- 0	0- 1	OVERALL	0- 4	3- 1	6- 5				
5- 2	0- 0	0- 0	HOME	0- 1	1- 0	4- 1				
4- 6	0- 0	0- 1	AWAY	0- 2	2- 1	2- 2				
0- 3	0- 0	0- 0	NEUTRAL	0- 1	0- 0	0- 2				
7- 7	0- 0	0- 1	NON-CONFERENCE	0- 3	2- 0	5- 3				
3- 1	0- 0	0- 0	HOME	0- 0	0- 0	3- 1				
4- 3	0- 0	0- 1	AWAY	0- 2	2- 0	2- 0				
0- 3	0- 0	0- 0	NEUTRAL	0- 1	0- 0	0- 2				
2- 4	0- 0	0- 0	CONFERENCE	0- 1	1- 1	1- 2				
2- 1	0- 0	0- 0	HOME	0- 1	1- 0	1- 0				
0- 3	0- 0	0- 0	AWAY	0- 0	0- 1	0- 2				
0- 0	0- 0	0- 0	NEUTRAL	0- 0	0- 0	0- 0				

RPI S	Opponent	Score	RPI S	Opponent	Score	RPI S	Opponent	Score	RPI S	Opponent	Score	Team's RPI: 117
			32 A	Old Dominion	51 73	53 N	Bradley	57 61	102 H	Davidson	69 57	
						69 A	Drexel	52 58	112 A	VCU	50 53	
						76 A	Charlotte	59 78	122 A	Coastal Caro.	79 67	
						79 H	Dayton	51 65	123 A	UNC Greensboro	70 62	
									157 H	William & Mary	76 73	
									167 A	Rhode Island	70 76	
									168 H	Fla. Atlantic	57 55	
									174 H	Furman	69 70	
									181 H	Norfolk St.	77 69	
									183 A	Saint Joseph's	56 67	
									184 N	Hampton	65 69	
									197 H	La Salle	63 61	
									222 A	Georgetown	51 49	
									235 N	Mt. St. Mary's	67 75	
									327 A	UMES	64 52	
LAST 10 Division I												
			102 H	Davidson	69 57	183 A	Saint Joseph's	56 67				
			197 H	La Salle	63 61	181 H	Norfolk St.	77 69				
			112 A	VCU	50 53	184 N	Hampton	65 69				
			79 H	Dayton	51 65	235 N	Mt. St. Mary's	67 75				
			167 A	Rhode Island	70 76	32 A	Old Dominion	51 73				

Non-Div I Games:

Richmond

■ Loss,
 ■ Non-Conf,
 S Site,
 ■ Home
 ■ Away
 N Neutral

Average RPI Win: 229	WON-LOST	WINNING	LAST 10	STRENGTH OF	OPP. STRENGTH	TEAM	ADJ.	CONF.	ADJ CONF.
Average RPI Loss: 51	RECORD	PCT. RANK	GAMES	SCHEDULE	OF SCHEDULE	RPI	RPI	RPI	RPI
DIV. I ONLY	14- 2	16	10-0	327	92	93	93	24	24
DIV. I NON-CONF.	7- 2	54	3-0	329	21	118	118	25	25
TOTALS	RPI 1-25	RPI 26-50	W-L RECORDS	RPI 51-100	RPI 101-150	RPI 150+			
14- 2	0- 1	0- 0	OVERALL	1- 1	0- 0	13- 0			
6- 0	0- 0	0- 0	HOME	0- 0	0- 0	6- 0			
7- 1	0- 1	0- 0	AWAY	1- 0	0- 0	6- 0			
1- 1	0- 0	0- 0	NEUTRAL	0- 1	0- 0	1- 0			
7- 2	0- 1	0- 0	NON-CONFERENCE	0- 1	0- 0	7- 0			
3- 0	0- 0	0- 0	HOME	0- 0	0- 0	3- 0			
3- 1	0- 1	0- 0	AWAY	0- 0	0- 0	3- 0			
1- 1	0- 0	0- 0	NEUTRAL	0- 1	0- 0	1- 0			
7- 0	0- 0	0- 0	CONFERENCE	1- 0	0- 0	6- 0			
3- 0	0- 0	0- 0	HOME	0- 0	0- 0	3- 0			
4- 0	0- 0	0- 0	AWAY	1- 0	0- 0	3- 0			
0- 0	0- 0	0- 0	NEUTRAL	0- 0	0- 0	0- 0			

RPI 1-25				RPI 26-50				RPI 51-100 Team's RPI: 93				RPI 101+			
RPI	S	Opponent	Score	RPI	S	Opponent	Score	RPI	S	Opponent	Score	RPI	S	Opponent	Score
22	A	Princeton	47 80					72	A	Marist	76 72	182	H	Quinnipiac	75 59
								80	N	North Florida	70 80	187	A	Penn St.	78 70
												197	H	La Salle	70 43
												221	A	Iona	81 37
												222	A	Georgetown	65 64
												225	H	Xavier	64 57
												226	A	Niagara	71 55
												226	H	Niagara	79 75
												259	A	Delaware St.	71 69
												265	N	Lipscomb	81 76
												273	H	Wagner	77 63
												306	H	Siena	70 66
												338	A	Canisius	70 57
LAST 10 Division I															
226	A	Niagara	71 55	221	A	Iona	81 37								
338	A	Canisius	70 57	226	H	Niagara	79 75								
306	H	Siena	70 66	259	A	Delaware St.	71 69								
72	A	Marist	76 72	273	H	Wagner	77 63								
182	H	Quinnipiac	75 59	222	A	Georgetown	65 64								

Non-Div I Games:

Rider

Average RPI Win:	251	WON-LOST	WINNING	LAST 10	STRENGTH OF	OPP. STRENGTH	TEAM	ADJ.	CONF.	ADJ CONF.
Average RPI Loss:	123	RECORD	PCT. RANK	GAMES	SCHEDULE	OF SCHEDULE	RPI	RPI	RPI	RPI
DIV. I ONLY	12- 6	76	9-1	247	237	130	130	29	29	
DIV. I NON-CONF.	4- 6	212	1-1	125	154	168	168	30	30	
TOTALS	RPI 1-25	RPI 26-50	W-L RECORDS	RPI 51-100	RPI 101-150	RPI 150+				
12- 6	0- 1	0- 1	OVERALL	0- 0	0- 1	12- 3				
6- 2	0- 0	0- 0	HOME	0- 0	0- 0	6- 2				
6- 4	0- 1	0- 1	AWAY	0- 0	0- 1	6- 1				
0- 0	0- 0	0- 0	NEUTRAL	0- 0	0- 0	0- 0				
4- 6	0- 1	0- 1	NON-CONFERENCE	0- 0	0- 1	4- 3				
2- 2	0- 0	0- 0	HOME	0- 0	0- 0	2- 2				
2- 4	0- 1	0- 1	AWAY	0- 0	0- 1	2- 1				
0- 0	0- 0	0- 0	NEUTRAL	0- 0	0- 0	0- 0				
8- 0	0- 0	0- 0	CONFERENCE	0- 0	0- 0	8- 0				
4- 0	0- 0	0- 0	HOME	0- 0	0- 0	4- 0				
4- 0	0- 0	0- 0	AWAY	0- 0	0- 0	4- 0				
0- 0	0- 0	0- 0	NEUTRAL	0- 0	0- 0	0- 0				

RPI 1-25				RPI 26-50				RPI 51-100				RPI 101+ Team's RPI: 130			
RPI	S	Opponent	Score	RPI	S	Opponent	Score	RPI	S	Opponent	Score	RPI	S	Opponent	Score
23	A	TCU	61 66	46	A	James Madison	32 59					110	A	Kent St.	81 82
												161	H	Columbia	59 61
												167	A	Rhode Island	59 71
												172	A	Merrimack	68 62
												172	H	Merrimack	72 50
												181	A	Norfolk St.	69 62
												197	A	La Salle	71 68
												208	H	Youngstown St.	58 43
												225	H	Xavier	71 57
												229	H	Delaware	62 73
												266	H	Sacred Heart	73 43
												273	H	Wagner	51 47
												311	A	St. Francis Brooklyn	70 59
												311	H	St. Francis Brooklyn	69 44
												344	A	Central Conn. St.	86 56
												347	A	LIU Brooklyn	70 59
LAST 10 Division I															
311	A	St. Francis Brooklyn	70 59	273	H	Wagner	51 47								
347	A	LIU Brooklyn	70 59	172	A	Merrimack	68 62								
266	H	Sacred Heart	73 43	344	A	Central Conn. St.	86 56								
172	H	Merrimack	72 50	46	A	James Madison	32 59								
311	H	St. Francis Brooklyn	69 44	181	A	Norfolk St.	69 62								

Non-Div I Games: Pitt.-Johnstown 63 30

Robert Morris

■ Loss,
 ■ Non-Conf,
 ■ S Site,
 ■ H Home
 ■ A Away
 N Neutral

Rutgers

Through Games Of Jan. 27, 2020

Average RPI Win:	156	WON-LOST	WINNING	LAST 10	STRENGTH OF	OPP. STRENGTH	TEAM	ADJ.	CONF.	ADJ CONF.
Average RPI Loss:	45	RECORD	PCT. RANK	GAMES	SCHEDULE	OF SCHEDULE	RPI	RPI	RPI	RPI
DIV. I ONLY	15- 4	37	7-3	92	45	37	37	2	2	
DIV. I NON-CONF.	10- 1	19	2-0	200	84	36	36	2	2	
TOTALS	RPI 1-25	RPI 26-50	W-L RECORDS	RPI 51-100	RPI 101-150	RPI 150+				
15- 4	0- 2	3- 1	OVERALL	2- 1	3- 0	7- 0				
8- 2	0- 1	2- 0	HOME	0- 1	1- 0	5- 0				
5- 2	0- 1	1- 1	AWAY	0- 0	2- 0	2- 0				
2- 0	0- 0	0- 0	NEUTRAL	2- 0	0- 0	0- 0				
10- 1	0- 1	1- 0	NON-CONFERENCE	2- 0	1- 0	6- 0				
7- 0	0- 0	1- 0	HOME	0- 0	1- 0	5- 0				
1- 1	0- 1	0- 0	AWAY	0- 0	0- 0	1- 0				
2- 0	0- 0	0- 0	NEUTRAL	2- 0	0- 0	0- 0				
5- 3	0- 1	2- 1	CONFERENCE	0- 1	2- 0	1- 0				
1- 2	0- 1	1- 0	HOME	0- 1	0- 0	0- 0				
4- 1	0- 0	1- 1	AWAY	0- 0	2- 0	1- 0				
0- 0	0- 0	0- 0	NEUTRAL	0- 0	0- 0	0- 0				

RPI 1-25				RPI 26-50				Team's RPI: 37				RPI 51-100				RPI 101+			
RPI	S	Opponent	Score	RPI	S	Opponent	Score	RPI	S	Opponent	Score	RPI	S	Opponent	Score	RPI	S	Opponent	Score
12	H	Indiana	56 66	29	A	Purdue	59 53	54	N	Georgia Tech	46 43	121	A	Wisconsin	64 61				
24	A	LSU	58 64	35	H	Virginia	73 63	84	N	Vanderbilt	62 56	142	H	Harvard	74 46				
				48	A	Michigan	57 71	96	H	Michigan St.	55 66	150	A	Illinois	75 51				
				50	H	Nebraska	69 65					177	H	Towson	67 53				
												187	A	Penn St.	62 57				
												226	H	Niagara	87 37				
												240	H	Southern U.	78 58				
												244	H	Marshall	66 41				
												262	A	South Alabama	77 56				
												341	H	Coppin St.	107 33				
LAST 10 Division I																			
				48	A	Michigan	57 71	29	A	Purdue	59 53								
				96	H	Michigan St.	55 66	12	H	Indiana	56 66								
				187	A	Penn St.	62 57	121	A	Wisconsin	64 61								
				50	H	Nebraska	69 65	244	H	Marshall	66 41								
				150	A	Illinois	75 51	240	H	Southern U.	78 58								

Non-Div I Games:

Rutgers

■ Loss,
 ■ Non-Conf, S Site,
 ■ Home
 ■ Away
 N Neutral

Average RPI Win:	266	WON-LOST	WINNING	LAST 10	STRENGTH OF	OPP. STRENGTH	TEAM	ADJ.	CONF.	ADJ CONF.
Average RPI Loss:	80	RECORD	PCT. RANK	GAMES	SCHEDULE	OF SCHEDULE	RPI	RPI	RPI	RPI
DIV. I ONLY	12- 3	31	9-1	338	221	138	138	23	23	
DIV. I NON-CONF.	4- 2	90	1-0	267	131	129	129	20	20	
TOTALS	RPI 1-25	RPI 26-50	W-L RECORDS	RPI 51-100	RPI 101-150	RPI 150+				
12- 3	0- 0	0- 1	OVERALL	0- 1	1- 1	11- 0				
6- 1	0- 0	0- 0	HOME	0- 1	0- 0	6- 0				
5- 2	0- 0	0- 1	AWAY	0- 0	1- 1	4- 0				
1- 0	0- 0	0- 0	NEUTRAL	0- 0	0- 0	1- 0				
4- 2	0- 0	0- 1	NON-CONFERENCE	0- 1	0- 0	4- 0				
1- 1	0- 0	0- 0	HOME	0- 1	0- 0	1- 0				
2- 1	0- 0	0- 1	AWAY	0- 0	0- 0	2- 0				
1- 0	0- 0	0- 0	NEUTRAL	0- 0	0- 0	1- 0				
8- 1	0- 0	0- 0	CONFERENCE	0- 0	1- 1	7- 0				
5- 0	0- 0	0- 0	HOME	0- 0	0- 0	5- 0				
3- 1	0- 0	0- 0	AWAY	0- 0	1- 1	2- 0				
0- 0	0- 0	0- 0	NEUTRAL	0- 0	0- 0	0- 0				

RPI 1-25				RPI 26-50				RPI 51-100				RPI 101+ Team's RPI: 138			
RPI	S	Opponent	Score	RPI	S	Opponent	Score	RPI	S	Opponent	Score	RPI	S	Opponent	Score
				36	A	Oklahoma	62 75	56	H	UCF	57 63	140	A	A&M-Corpus Christi	66 44
												149	A	New Orleans	50 53
												206	H	Central Ark.	102 41
												216	A	Tulsa	67 63
												217	A	Lamar University	54 53
												232	H	Southeastern La.	77 51
												268	N	UC Santa Barbara	67 56
												288	A	Nevada	80 65
												310	H	Incarnate Word	67 45
												318	H	Alcorn	67 62
												319	H	McNeese	82 51
												329	A	Houston Baptist	59 42
												343	H	Northwestern St.	89 40
LAST 10 Division I															
				217	A	Lamar University	54 53	149	A	New Orleans	50 53				
				343	H	Northwestern St.	89 40	232	H	Southeastern La.	77 51				
				310	H	Incarnate Word	67 45	319	H	McNeese	82 51				
				206	H	Central Ark.	102 41	329	A	Houston Baptist	59 42				
				140	A	A&M-Corpus Christi	66 44	288	A	Nevada	80 65				

Non-Div I Games: LSU-Shreveport 75 32 Our Lady of the Lak87 75 Cent. Christian (KS104 46

SFA

Loss, Non-Conf, S Site, H Home A Away N Neutral

SIUE				STRENGTH OF SCHEDULE	OPP. STRENGTH OF SCHEDULE	TEAM RPI	ADJ. RPI	CONF. RPI	ADJ CONF. RPI
Average RPI Win:	321	WON-LOST RECORD	WINNING PCT. RANK						
Average RPI Loss:	156		LAST 10 GAMES						
DIV. I ONLY	3- 15	321	1-9	254	193	320	320	18	18
DIV. I NON-CONF.	2- 8	295	0-2	250	116	320	320	24	24

TOTALS	RPI 1-25	RPI 26-50	W-L RECORDS	RPI 51-100	RPI 101-150	RPI 150+			
3- 15	0- 0	0- 1	OVERALL	0- 5	0- 3	3- 6			
2- 7	0- 0	0- 0	HOME	0- 3	0- 2	2- 2			
1- 7	0- 0	0- 1	AWAY	0- 2	0- 1	1- 3			
0- 1	0- 0	0- 0	NEUTRAL	0- 0	0- 0	0- 1			
2- 8	0- 0	0- 1	NON-CONFERENCE	0- 3	0- 2	2- 2			
2- 3	0- 0	0- 0	HOME	0- 2	0- 1	2- 0			
0- 4	0- 0	0- 1	AWAY	0- 1	0- 1	0- 1			
0- 1	0- 0	0- 0	NEUTRAL	0- 0	0- 0	0- 1			
1- 7	0- 0	0- 0	CONFERENCE	0- 2	0- 1	1- 4			
0- 4	0- 0	0- 0	HOME	0- 1	0- 1	0- 2			
1- 3	0- 0	0- 0	AWAY	0- 1	0- 0	1- 2			
0- 0	0- 0	0- 0	NEUTRAL	0- 0	0- 0	0- 0			

RPI 1-25				RPI 26-50				RPI 51-100				RPI 101+				Team's RPI: 320	
RPI	S	Opponent	Score	RPI	S	Opponent	Score	RPI	S	Opponent	Score	RPI	S	Opponent	Score		
				50	A	Nebraska	49 63	66	A	Belmont	48 69	103	H	Loyola Chicago	50 63		
								86	H	UT Martin	39 79	139	H	Tennessee Tech	50 65		
								88	H	Southern Ill.	67 103	145	A	Missouri	51 68		
								95	A	Illinois St.	53 74	154	H	Southeast Mo. St.	56 66		
								99	H	Saint Louis	35 68	171	N	North Ala.	67 85		
												242	A	Morehead St.	69 75		
												277	A	Eastern Ky.	46 49		
												307	H	Purdue Fort Wayne	57 53		
												309	H	Jacksonville St.	44 53		
												317	H	Evansville	85 74		
												323	A	Georgia St.	73 74		
												340	A	Tennessee St.	76 63		
LAST 10 Division I																	
				86	H	UT Martin	39 79	242	A	Morehead St.	69 75						
				154	H	Southeast Mo. St.	56 66	340	A	Tennessee St.	76 63						
				309	H	Jacksonville St.	44 53	66	A	Belmont	48 69						
				139	H	Tennessee Tech	50 65	323	A	Georgia St.	73 74						
				277	A	Eastern Ky.	46 49	171	N	North Ala.	67 85						

Non-Div I Games: Quincy

65 70

SIUE

SMU

Through Games Of Jan. 27, 2020

Average RPI Win:	232	WON-LOST	WINNING	LAST 10	STRENGTH OF	OPP. STRENGTH	TEAM	ADJ.	CONF.	ADJ CONF.
Average RPI Loss:	114	RECORD	PCT. RANK	GAMES	SCHEDULE	OF SCHEDULE	RPI	RPI	RPI	RPI
DIV. I ONLY	8- 10	206	4-6	144	130	213	213	9	9	
DIV. I NON-CONF.	6- 6	164	2-2	152	254	217	217	9	9	

TOTALS

RPI 1-25

RPI 26-50

W-L RECORDS

RPI 51-100

RPI 101-150

RPI 150+

8- 10	0- 2	0- 0	OVERALL	1- 1	0- 4	7- 3
6- 6	0- 2	0- 0	HOME	1- 0	0- 2	5- 2
1- 4	0- 0	0- 0	AWAY	0- 1	0- 2	1- 1
1- 0	0- 0	0- 0	NEUTRAL	0- 0	0- 0	1- 0
6- 6	0- 1	0- 0	NON-CONFERENCE	1- 0	0- 3	5- 2
5- 4	0- 1	0- 0	HOME	1- 0	0- 1	4- 2
0- 2	0- 0	0- 0	AWAY	0- 0	0- 2	0- 0
1- 0	0- 0	0- 0	NEUTRAL	0- 0	0- 0	1- 0
2- 4	0- 1	0- 0	CONFERENCE	0- 1	0- 1	2- 1
1- 2	0- 1	0- 0	HOME	0- 0	0- 1	1- 0
1- 2	0- 0	0- 0	AWAY	0- 1	0- 0	1- 1
0- 0	0- 0	0- 0	NEUTRAL	0- 0	0- 0	0- 0

RPI 1-25

RPI 26-50

RPI 51-100

RPI 101+

Team's RPI: 213

RPI S	Opponent	Score	RPI S	Opponent	Score	RPI S	Opponent	Score	RPI S	Opponent	Score
7 H	UConn	42 80				55 A	Temple	62 85	101 A	UT Arlington	46 51
23 H	TCU	56 57				100 H	Rice	55 43	105 A	Pacific	49 77
									125 H	Tulane	66 67
									143 H	Wright St.	61 69
									160 A	Memphis	52 57
									193 H	North Dakota	66 51
									210 H	Northern Colo.	52 61
									212 H	UTEP	60 56
									214 H	George Mason	58 59
									216 H	Tulsa	57 38
									249 N	CSUN	68 58
									272 A	East Carolina	55 47
									298 H	UC Irvine	59 56
									319 H	McNeese	81 60

LAST 10 Division I

216 H	Tulsa	57 38	7 H	UConn	42 80
160 A	Memphis	52 57	214 H	George Mason	58 59
125 H	Tulane	66 67	298 H	UC Irvine	59 56
55 A	Temple	62 85	101 A	UT Arlington	46 51
272 A	East Carolina	55 47	212 H	UTEP	60 56

Non-Div I Games:

SMU

Average RPI Win:	235	WON-LOST	WINNING	LAST 10	STRENGTH OF	OPP. STRENGTH	TEAM	ADJ.	CONF.	ADJ CONF.
Average RPI Loss:	209	RECORD	PCT. RANK	GAMES	SCHEDULE	OF SCHEDULE	RPI	RPI	RPI	RPI
DIV. I ONLY	3- 13	315	3-7	293	281	322	322	20	20	
DIV. I NON-CONF.	0- 7	338	0-1	320	281	349	349	17	17	
TOTALS	RPI 1-25	RPI 26-50	W-L RECORDS	RPI 51-100	RPI 101-150	RPI 150+				
3- 13	0- 1	0- 0	OVERALL	0- 0	0- 2	3- 10				
1- 5	0- 1	0- 0	HOME	0- 0	0- 1	1- 3				
2- 8	0- 0	0- 0	AWAY	0- 0	0- 1	2- 7				
0- 0	0- 0	0- 0	NEUTRAL	0- 0	0- 0	0- 0				
0- 7	0- 1	0- 0	NON-CONFERENCE	0- 0	0- 1	0- 5				
0- 1	0- 1	0- 0	HOME	0- 0	0- 0	0- 0				
0- 6	0- 0	0- 0	AWAY	0- 0	0- 1	0- 5				
0- 0	0- 0	0- 0	NEUTRAL	0- 0	0- 0	0- 0				
3- 6	0- 0	0- 0	CONFERENCE	0- 0	0- 1	3- 5				
1- 4	0- 0	0- 0	HOME	0- 0	0- 1	1- 3				
2- 2	0- 0	0- 0	AWAY	0- 0	0- 0	2- 2				
0- 0	0- 0	0- 0	NEUTRAL	0- 0	0- 0	0- 0				

RPI 1-25				RPI 26-50				RPI 51-100				RPI 101+ Team's RPI: 322			
RPI	S	Opponent	Score	RPI	S	Opponent	Score	RPI	S	Opponent	Score	RPI	S	Opponent	Score
25	H	Ohio St.	74 104									119	H	Montana St.	48 85
												137	A	San Jose St.	67 73
												186	A	Portland St.	73 70
												192	A	UC Davis	75 77
												194	H	Montana	60 64
												200	A	Northern Ariz.	107 114
												200	H	Northern Ariz.	65 85
												210	H	Northern Colo.	63 73
												218	H	Southern Utah	87 82
												230	A	San Francisco	82 87
												257	A	Idaho St.	62 80
												288	A	Nevada	72 83
												300	A	Weber St.	91 67
												331	A	Seattle U	84 88
												336	A	Cal Poly	43 62
LAST 10 Division I															
200	H	Northern Ariz.	65 85	200	A	Northern Ariz.	107 114								
186	A	Portland St.	73 70	257	A	Idaho St.	62 80								
218	H	Southern Utah	87 82	194	H	Montana	60 64								
210	H	Northern Colo.	63 73	119	H	Montana St.	48 85								
300	A	Weber St.	91 67	25	H	Ohio St.	74 104								

Non-Div I Games: Cal Maritime 86 55 Pacific Union 94 35

Sacramento St.

Sacred Heart

Through Games Of Jan. 27, 2020

Average RPI Win:	297	WON-LOST	WINNING	LAST 10	STRENGTH OF	OPP. STRENGTH	TEAM	ADJ.	CONF.	ADJ CONF.
Average RPI Loss:	160	RECORD	PCT. RANK	GAMES	SCHEDULE	OF SCHEDULE	RPI	RPI	RPI	RPI
DIV. I ONLY	7- 11	236	5-5	286	272	266	266	29	29	
DIV. I NON-CONF.	2- 8	295	0-2	212	137	297	297	30	30	
TOTALS	RPI 1-25	RPI 26-50	W-L RECORDS	RPI 51-100	RPI 101-150	RPI 150+				
7- 11	0- 0	0- 2	OVERALL	0- 2	0- 2	7- 5				
4- 1	0- 0	0- 0	HOME	0- 0	0- 1	4- 0				
2- 9	0- 0	0- 1	AWAY	0- 2	0- 1	2- 5				
1- 1	0- 0	0- 1	NEUTRAL	0- 0	0- 0	1- 0				
2- 8	0- 0	0- 2	NON-CONFERENCE	0- 2	0- 1	2- 3				
1- 1	0- 0	0- 0	HOME	0- 0	0- 1	1- 0				
0- 6	0- 0	0- 1	AWAY	0- 2	0- 0	0- 3				
1- 1	0- 0	0- 1	NEUTRAL	0- 0	0- 0	1- 0				
5- 3	0- 0	0- 0	CONFERENCE	0- 0	0- 1	5- 2				
3- 0	0- 0	0- 0	HOME	0- 0	0- 0	3- 0				
2- 3	0- 0	0- 0	AWAY	0- 0	0- 1	2- 2				
0- 0	0- 0	0- 0	NEUTRAL	0- 0	0- 0	0- 0				

RPI 1-25			RPI 26-50			RPI 51-100			RPI 101+			Team's RPI: 266
RPI	S	Opponent	Score	RPI	S	Opponent	Score	RPI	S	Opponent	Score	Score
42	A	Yale	40 87	42	A	Yale	40 87	74	A	Seton Hall	69 95	118 H Holy Cross 52 65
50	N	Nebraska	49 72	50	N	Nebraska	49 72	94	A	Stony Brook	50 54	130 A Robert Morris 43 73
												172 H Merrimack 63 60
												183 A Saint Joseph's 44 71
												187 A Penn St. 65 88
												246 A Saint Francis (PA) 58 60
												273 A Wagner 79 65
												304 H Hofstra 71 44
												306 A Siena 57 68
												312 N Detroit Mercy 66 60
												332 A Fairleigh Dickinson 60 65
												332 H Fairleigh Dickinson 68 53
												344 A Central Conn. St. 54 52
												344 H Central Conn. St. 66 58
LAST 10 Division I												
344	A	Central Conn. St.	54 52	344	H	Central Conn. St.	66 58	273	A	Wagner	79 65	
332	H	Fairleigh Dickinson	68 53	172	H	Merrimack	63 60	187	A	Penn St.	65 88	
130	A	Robert Morris	43 73	42	A	Yale	40 87					
246	A	Saint Francis (PA)	58 60									
332	A	Fairleigh Dickinson	60 65									

Non-Div I Games: Bridgeport 77 63

Sacred Heart

Loss, Non-Conf, S Site, H Home A Away N Neutral

Saint Francis (PA)

Through Games Of Jan. 27, 2020

Average RPI Win:	295	WON-LOST	WINNING	LAST 10	STRENGTH OF	OPP. STRENGTH	TEAM	ADJ.	CONF.	ADJ CONF.
Average RPI Loss:	147	RECORD	PCT. RANK	GAMES	SCHEDULE	OF SCHEDULE	RPI	RPI	RPI	RPI
DIV. I ONLY	8- 12	231	6-4	255	253	246	246	29	29	
DIV. I NON-CONF.	2- 9	304	0-1	62	124	212	212	30	30	
TOTALS	RPI 1-25	RPI 26-50	W-L RECORDS	RPI 51-100	RPI 101-150	RPI 150+				
8- 12	0- 0	0- 3	OVERALL	0- 2	0- 2	8- 5				
3- 4	0- 0	0- 0	HOME	0- 1	0- 1	3- 2				
4- 7	0- 0	0- 2	AWAY	0- 1	0- 1	4- 3				
1- 1	0- 0	0- 1	NEUTRAL	0- 0	0- 0	1- 0				
2- 9	0- 0	0- 3	NON-CONFERENCE	0- 2	0- 2	2- 2				
0- 3	0- 0	0- 0	HOME	0- 1	0- 1	0- 1				
1- 5	0- 0	0- 2	AWAY	0- 1	0- 1	1- 1				
1- 1	0- 0	0- 1	NEUTRAL	0- 0	0- 0	1- 0				
6- 3	0- 0	0- 0	CONFERENCE	0- 0	0- 0	6- 3				
3- 1	0- 0	0- 0	HOME	0- 0	0- 0	3- 1				
3- 2	0- 0	0- 0	AWAY	0- 0	0- 0	3- 2				
0- 0	0- 0	0- 0	NEUTRAL	0- 0	0- 0	0- 0				

RPI 1-25				RPI 26-50				RPI 51-100				RPI 101+ Team's RPI: 246			
RPI	S	Opponent	Score	RPI	S	Opponent	Score	RPI	S	Opponent	Score	RPI	S	Opponent	Score
				28	A	Virginia Tech	41 105	60	H	Bucknell	46 70	107	A	Duquesne	69 72
				31	N	FGCU	64 97	78	A	South Fla.	23 62	113	H	Liberty	52 71
				40	A	West Virginia	45 74					172	H	Merrimack	56 71
												208	H	Youngstown St.	46 56
												242	A	Morehead St.	54 65
												258	N	Stetson	78 73
												266	H	Sacred Heart	60 58
												273	H	Wagner	51 50
												282	A	Vermont	73 69
												311	A	St. Francis Brooklyn	67 59
												311	H	St. Francis Brooklyn	82 72
												313	A	Bryant	63 60
												332	A	Fairleigh Dickinson	47 56
												344	A	Central Conn. St.	64 52
												347	A	LIU Brooklyn	53 71
LAST 10 Division I															
				347	A	LIU Brooklyn	53 71	311	H	St. Francis Brooklyn	82 72				
				311	A	St. Francis Brooklyn	67 59	332	A	Fairleigh Dickinson	47 56				
				172	H	Merrimack	56 71	344	A	Central Conn. St.	64 52				
				266	H	Sacred Heart	60 58	313	A	Bryant	63 60				
				273	H	Wagner	51 50	60	H	Bucknell	46 70				

Non-Div I Games:

Saint Francis (PA)

■ Loss,
 ■ Non-Conf,
 ■ S Site,
 ■ Home
 ■ A Away
 N Neutral

Saint Joseph's

Through Games Of Jan. 27, 2020

Average RPI Win:	186	WON-LOST	WINNING	LAST 10	STRENGTH OF	OPP. STRENGTH	TEAM	ADJ.	CONF.	ADJ CONF.
Average RPI Loss:	127	RECORD	PCT. RANK	GAMES	SCHEDULE	OF SCHEDULE	RPI	RPI	RPI	RPI
DIV. I ONLY	8- 11	220	4-6	106	143	183	183	12	12	
DIV. I NON-CONF.	6- 6	164	2-1	92	177	146	146	12	12	
TOTALS	RPI 1-25	RPI 26-50	W-L RECORDS	RPI 51-100	RPI 101-150	RPI 150+				
8- 11	0- 0	0- 0	OVERALL	1- 3	2- 5	5- 3				
5- 4	0- 0	0- 0	HOME	1- 1	1- 2	3- 1				
2- 5	0- 0	0- 0	AWAY	0- 1	0- 3	2- 1				
1- 2	0- 0	0- 0	NEUTRAL	0- 1	1- 0	0- 1				
6- 6	0- 0	0- 0	NON-CONFERENCE	1- 3	1- 2	4- 1				
4- 2	0- 0	0- 0	HOME	1- 1	0- 1	3- 0				
1- 2	0- 0	0- 0	AWAY	0- 1	0- 1	1- 0				
1- 2	0- 0	0- 0	NEUTRAL	0- 1	1- 0	0- 1				
2- 5	0- 0	0- 0	CONFERENCE	0- 0	1- 3	1- 2				
1- 2	0- 0	0- 0	HOME	0- 0	1- 1	0- 1				
1- 3	0- 0	0- 0	AWAY	0- 0	0- 2	1- 1				
0- 0	0- 0	0- 0	NEUTRAL	0- 0	0- 0	0- 0				

RPI 1-25			RPI 26-50			RPI 51-100			RPI 101+			Team's RPI: 183
RPI	S	Opponent	Score	RPI	S	Opponent	Score	RPI	S	Opponent	Score	
						55 H Temple	67 63	107 H Duquesne		51 58		
						69 H Drexel	52 62	112 A VCU		40 47		
						74 N Seton Hall	39 55	117 H Richmond		67 56		
						89 A Villanova	44 60	120 H Penn		45 55		
								136 A Auburn		62 66		
								142 N Harvard		63 39		
								147 A Massachusetts		43 61		
								161 A Columbia		71 57		
								167 H Rhode Island		47 49		
								174 N Furman		48 63		
								190 H American		72 51		
								197 A La Salle		59 67		
								266 H Sacred Heart		71 44		
								276 H Navy		49 40		
								284 A St. Bonaventure		61 60		
LAST 10 Division I												
197 A La Salle			59 67	112 A VCU			40 47					
284 A St. Bonaventure			61 60	117 H Richmond			67 56					
107 H Duquesne			51 58	276 H Navy			49 40					
167 H Rhode Island			47 49	174 N Furman			48 63					
147 A Massachusetts			43 61	142 N Harvard			63 39					

Non-Div I Games:

Saint Joseph's

■ Loss,
 ■ Non-Conf,
 ■ S Site,
 ■ H Home
 ■ A Away
 N Neutral

Saint Louis

Through Games Of Jan. 27, 2020

Average RPI Win:	176	WON-LOST	WINNING	LAST 10	STRENGTH OF	OPP. STRENGTH	TEAM	ADJ.	CONF.	ADJ CONF.
Average RPI Loss:	92	RECORD	PCT. RANK	GAMES	SCHEDULE	OF SCHEDULE	RPI	RPI	RPI	RPI
DIV. I ONLY	11- 9	150	4-6	69	122	99	99	12	12	
DIV. I NON-CONF.	8- 5	117	1-2	68	110	63	63	12	12	
TOTALS	RPI 1-25	RPI 26-50	W-L RECORDS	RPI 51-100	RPI 101-150	RPI 150+				
11- 9	0- 1	0- 0	OVERALL	3- 4	2- 4	6- 0				
6- 4	0- 1	0- 0	HOME	3- 1	1- 2	2- 0				
5- 5	0- 0	0- 0	AWAY	0- 3	1- 2	4- 0				
0- 0	0- 0	0- 0	NEUTRAL	0- 0	0- 0	0- 0				
8- 5	0- 1	0- 0	NON-CONFERENCE	3- 3	1- 1	4- 0				
4- 2	0- 1	0- 0	HOME	3- 1	0- 0	1- 0				
4- 3	0- 0	0- 0	AWAY	0- 2	1- 1	3- 0				
0- 0	0- 0	0- 0	NEUTRAL	0- 0	0- 0	0- 0				
3- 4	0- 0	0- 0	CONFERENCE	0- 1	1- 3	2- 0				
2- 2	0- 0	0- 0	HOME	0- 0	1- 2	1- 0				
1- 2	0- 0	0- 0	AWAY	0- 1	0- 1	1- 0				
0- 0	0- 0	0- 0	NEUTRAL	0- 0	0- 0	0- 0				

RPI 1-25				RPI 26-50				RPI 51-100 Team's RPI: 99				RPI 101+			
RPI	S	Opponent	Score	RPI	S	Opponent	Score	RPI	S	Opponent	Score	RPI	S	Opponent	Score
22	H	Princeton	50 66					79	A	Dayton	47 48	102	H	Davidson	58 65
								83	H	Kansas	60 68	104	A	Cincinnati	60 50
								84	A	Vanderbilt	50 62	107	H	Duquesne	53 50
								86	H	UT Martin	56 50	112	H	VCU	52 65
								87	H	Colgate	61 51	115	A	Fordham	54 66
								88	A	Southern Ill.	53 61	145	A	Missouri	58 83
								95	H	Illinois St.	61 56	154	H	Southeast Mo. St.	76 61
												197	A	La Salle	77 61
												228	A	Northern Ky.	67 42
												269	A	Indiana St.	55 53
												284	H	St. Bonaventure	72 51
												320	A	SIUE	68 35
LAST 10 Division I															
107	H	Duquesne	53 50	197	A	La Salle	77 61								
115	A	Fordham	54 66	102	H	Davidson	58 65								
79	A	Dayton	47 48	269	A	Indiana St.	55 53								
284	H	St. Bonaventure	72 51	83	H	Kansas	60 68								
112	H	VCU	52 65	22	H	Princeton	50 66								

Non-Div I Games:

Saint Louis

■ Loss,
■ Non-Conf,
■ S Site,
■ H Home
■ A Away
N Neutral

Saint Mary's (CA)

Through Games Of Jan. 27, 2020

Average RPI Win:	222	WON-LOST	WINNING	LAST 10	STRENGTH OF	OPP. STRENGTH	TEAM	ADJ.	CONF.	ADJ CONF.
Average RPI Loss:	106	RECORD	PCT. RANK	GAMES	SCHEDULE	OF SCHEDULE	RPI	RPI	RPI	RPI
DIV. I ONLY	9- 11	203	5-5	111	117	176	176	11	11	
DIV. I NON-CONF.	5- 6	187	1-0	120	155	187	187	11	11	
TOTALS	RPI 1-25	RPI 26-50	W-L RECORDS	RPI 51-100	RPI 101-150	RPI 150+				
9- 11	0- 2	1- 1	OVERALL	0- 3	0- 3	8- 2				
6- 5	0- 1	1- 1	HOME	0- 1	0- 2	5- 0				
2- 6	0- 1	0- 0	AWAY	0- 2	0- 1	2- 2				
1- 0	0- 0	0- 0	NEUTRAL	0- 0	0- 0	1- 0				
5- 6	0- 1	1- 1	NON-CONFERENCE	0- 2	0- 0	4- 2				
4- 2	0- 1	1- 1	HOME	0- 0	0- 0	3- 0				
0- 4	0- 0	0- 0	AWAY	0- 2	0- 0	0- 2				
1- 0	0- 0	0- 0	NEUTRAL	0- 0	0- 0	1- 0				
4- 5	0- 1	0- 0	CONFERENCE	0- 1	0- 3	4- 0				
2- 3	0- 0	0- 0	HOME	0- 1	0- 2	2- 0				
2- 2	0- 1	0- 0	AWAY	0- 0	0- 1	2- 0				
0- 0	0- 0	0- 0	NEUTRAL	0- 0	0- 0	0- 0				

RPI 1-25				RPI 26-50				RPI 51-100				RPI 101+ Team's RPI: 176			
RPI	S	Opponent	Score	RPI	S	Opponent	Score	RPI	S	Opponent	Score	RPI	S	Opponent	Score
10	A	Gonzaga	49 74	26	H	Western Ky.	80 73	56	A	UCF	58 67	105	H	Pacific	66 68
19	H	NC State	70 87	39	H	Marquette	63 77	81	H	BYU	55 65	124	A	Portland	65 78
								83	A	Kansas	81 86	146	H	San Diego	54 72
												169	A	Santa Clara	95 87
												192	H	UC Davis	83 74
												215	A	Wyoming	67 69
												230	A	San Francisco	86 79
												245	H	LMU (CA)	86 70
												247	H	Pepperdine	85 78
												268	H	UC Santa Barbara	64 43
												284	N	St. Bonaventure	72 57
												288	A	Nevada	72 78
												336	H	Cal Poly	84 67
LAST 10 Division I															
105	H	Pacific	66 68	245	H	LMU (CA)	86 70								
81	H	BYU	55 65	247	H	Pepperdine	85 78								
146	H	San Diego	54 72	169	A	Santa Clara	95 87								
124	A	Portland	65 78	230	A	San Francisco	86 79								
10	A	Gonzaga	49 74	284	N	St. Bonaventure	72 57								

Non-Div I Games:

Saint Mary's (CA)

■ Loss,
 ■ Non-Conf,
 ■ S Site,
 ■ H Home
 ■ A Away
 N Neutral

Saint Peter's

Through Games Of Jan. 27, 2020

Average RPI Win:	319	WON-LOST	WINNING	LAST 10	STRENGTH OF	OPP. STRENGTH	TEAM	ADJ.	CONF.	ADJ CONF.
Average RPI Loss:	235	RECORD	PCT. RANK	GAMES	SCHEDULE	OF SCHEDULE	RPI	RPI	RPI	RPI
DIV. I ONLY	5- 12	280	2-8	348	333	333	333	24	24	
DIV. I NON-CONF.	3- 6	235	0-2	347	344	334	334	25	25	
TOTALS	RPI 1-25	RPI 26-50	W-L RECORDS	RPI 51-100	RPI 101-150	RPI 150+				
5- 12	0- 0	0- 0	OVERALL	0- 1	0- 1	5- 10				
2- 4	0- 0	0- 0	HOME	0- 0	0- 1	2- 3				
3- 8	0- 0	0- 0	AWAY	0- 1	0- 0	3- 7				
0- 0	0- 0	0- 0	NEUTRAL	0- 0	0- 0	0- 0				
3- 6	0- 0	0- 0	NON-CONFERENCE	0- 0	0- 1	3- 5				
1- 2	0- 0	0- 0	HOME	0- 0	0- 1	1- 1				
2- 4	0- 0	0- 0	AWAY	0- 0	0- 0	2- 4				
0- 0	0- 0	0- 0	NEUTRAL	0- 0	0- 0	0- 0				
2- 6	0- 0	0- 0	CONFERENCE	0- 1	0- 0	2- 5				
1- 2	0- 0	0- 0	HOME	0- 0	0- 0	1- 2				
1- 4	0- 0	0- 0	AWAY	0- 1	0- 0	1- 3				
0- 0	0- 0	0- 0	NEUTRAL	0- 0	0- 0	0- 0				

RPI 1-25			RPI 26-50			RPI 51-100			RPI 101+ Team's RPI: 333		
RPI	S	Opponent	Score	RPI	S	Opponent	Score	RPI	S	Opponent	Score
								72	A	Marist	76 96
								116	H	Lehigh	71 80
								220	H	Manhattan	52 85
								221	A	Iona	59 69
								226	A	Niagara	89 97
								238	A	Howard	80 92
								248	A	Fairfield	48 67
								259	A	Delaware St.	66 89
								261	H	Morgan St.	78 77
								273	A	Wagner	89 90
								286	H	Monmouth	67 81
								306	H	Siena	87 83
								330	A	NJIT	73 76
								332	H	Fairleigh Dickinson	71 77
								338	A	Canisius	86 68
								341	A	Coppin St.	82 57
								347	A	LIU Brooklyn	89 74
LAST 10 Division I											
338	A	Canisius	86 68	220	H	Manhattan	52 85				
226	A	Niagara	89 97	306	H	Siena	87 83				
221	A	Iona	59 69	72	A	Marist	76 96				
286	H	Monmouth	67 81	116	H	Lehigh	71 80				
248	A	Fairfield	48 67	332	H	Fairleigh Dickinson	71 77				

Non-Div I Games:

Saint Peter's

■ Loss,
 ■ Non-Conf,
 ■ S Site,
 ■ H Home
 ■ A Away
 N Neutral

Sam Houston St.

Through Games Of Jan. 27, 2020

Average RPI Win:	252	WON-LOST	WINNING	LAST 10	STRENGTH OF	OPP. STRENGTH	TEAM	ADJ.	CONF.	ADJ CONF.
Average RPI Loss:	159	RECORD	PCT. RANK	GAMES	SCHEDULE	OF SCHEDULE	RPI	RPI	RPI	RPI
DIV. I ONLY	10- 5	76	8-2	328	208	162	162	23	23	
DIV. I NON-CONF.	2- 4	235	0-1	255	165	227	227	20	20	
TOTALS	RPI 1-25	RPI 26-50	W-L RECORDS	RPI 51-100	RPI 101-150	RPI 150+				
10- 5	0- 0	0- 1	OVERALL	0- 1	2- 0	8- 3				
4- 1	0- 0	0- 0	HOME	0- 1	1- 0	3- 0				
6- 4	0- 0	0- 1	AWAY	0- 0	1- 0	5- 3				
0- 0	0- 0	0- 0	NEUTRAL	0- 0	0- 0	0- 0				
2- 4	0- 0	0- 1	NON-CONFERENCE	0- 0	1- 0	1- 3				
1- 0	0- 0	0- 0	HOME	0- 0	1- 0	0- 0				
1- 4	0- 0	0- 1	AWAY	0- 0	0- 0	1- 3				
0- 0	0- 0	0- 0	NEUTRAL	0- 0	0- 0	0- 0				
8- 1	0- 0	0- 0	CONFERENCE	0- 1	1- 0	7- 0				
3- 1	0- 0	0- 0	HOME	0- 1	0- 0	3- 0				
5- 0	0- 0	0- 0	AWAY	0- 0	1- 0	4- 0				
0- 0	0- 0	0- 0	NEUTRAL	0- 0	0- 0	0- 0				

RPI S	Opponent	Score	RPI S	Opponent	Score	RPI S	Opponent	Score	RPI S	Opponent	Score	Team's RPI: 162
36	A Oklahoma	71 95	82	H Abilene Christian	73 81	129	H Louisiana	77 73	149	A New Orleans	78 46	
						151	A Texas Tech	57 99	206	A Central Ark.	72 54	
						217	H Lamar University	68 47	232	A Southeastern La.	84 69	
						253	A Oral Roberts	41 64	275	A Ole Miss	69 75	
						294	H Nicholls St.	87 71	303	A UTSA	81 77	
						319	H McNeese	92 59	329	A Houston Baptist	97 69	
						343	A Northwestern St.	79 69				
LAST 10 Division I												
82	H Abilene Christian	73 81	294	H Nicholls St.	87 71							
329	A Houston Baptist	97 69	319	H McNeese	92 59							
217	H Lamar University	68 47	149	A New Orleans	78 46							
206	A Central Ark.	72 54	343	A Northwestern St.	79 69							
232	A Southeastern La.	84 69	36	A Oklahoma	71 95							

Non-Div I Games: Jarvis Christian 114 46 Howard Payne 91 49 Wiley 102 52

Sam Houston St.

Loss, Non-Conf, S Site, H Home A Away N Neutral

Average RPI Win:	264	WON-LOST	WINNING	LAST 10	STRENGTH OF	OPP. STRENGTH	TEAM	ADJ.	CONF.	ADJ CONF.
Average RPI Loss:	99	RECORD	PCT. RANK	GAMES	SCHEDULE	OF SCHEDULE	RPI	RPI	RPI	RPI
DIV. I ONLY	8- 11	220	6-4	124	199	164	164	25	25	
DIV. I NON-CONF.	4- 10	259	2-3	56	202	149	149	22	22	
TOTALS	RPI 1-25	RPI 26-50	W-L RECORDS	RPI 51-100	RPI 101-150	RPI 150+				
8- 11	0- 2	0- 1	OVERALL	0- 2	0- 4	8- 2				
3- 3	0- 0	0- 1	HOME	0- 1	0- 1	3- 0				
4- 8	0- 2	0- 0	AWAY	0- 1	0- 3	4- 2				
1- 0	0- 0	0- 0	NEUTRAL	0- 0	0- 0	1- 0				
4- 10	0- 2	0- 1	NON-CONFERENCE	0- 2	0- 4	4- 1				
0- 3	0- 0	0- 1	HOME	0- 1	0- 1	0- 0				
3- 7	0- 2	0- 0	AWAY	0- 1	0- 3	3- 1				
1- 0	0- 0	0- 0	NEUTRAL	0- 0	0- 0	1- 0				
4- 1	0- 0	0- 0	CONFERENCE	0- 0	0- 0	4- 1				
3- 0	0- 0	0- 0	HOME	0- 0	0- 0	3- 0				
1- 1	0- 0	0- 0	AWAY	0- 0	0- 0	1- 1				
0- 0	0- 0	0- 0	NEUTRAL	0- 0	0- 0	0- 0				

RPI 1-25				RPI 26-50				RPI 51-100				RPI 101+ Team's RPI: 164			
RPI	S	Opponent	Score	RPI	S	Opponent	Score	RPI	S	Opponent	Score	RPI	S	Opponent	Score
16	A	Florida St.	59 88	26	H	Western Ky.	84 88	64	H	Troy	65 74	111	A	UAB	69 76
20	A	Kentucky	49 79					86	A	UT Martin	75 80	115	A	Fordham	37 68
												127	A	Florida	48 84
												139	H	Tennessee Tech	57 72
												171	A	North Ala.	79 63
												174	A	Furman	69 77
												211	A	Kennesaw St.	55 60
												223	A	Murray St.	84 56
												233	H	Chattanooga	60 46
												239	H	ETSU	68 34
												285	A	Wofford	74 58
												304	N	Hofstra	65 45
												325	H	Mercer	72 64
												328	A	Alabama St.	83 48
LAST 10 Division I															
239	H	ETSU	68 34	304	N	Hofstra	65 45								
233	H	Chattanooga	60 46	115	A	Fordham	37 68								
325	H	Mercer	72 64	223	A	Murray St.	84 56								
174	A	Furman	69 77	26	H	Western Ky.	84 88								
285	A	Wofford	74 58	20	A	Kentucky	49 79								

Non-Div I Games: Montevallo 81 60

Samford

■ Loss,
 ■ Non-Conf,
 ■ S Site,
 ■ H Home
 ■ A Away
 N Neutral

San Diego

Through Games Of Jan. 27, 2020

Average RPI Win:	213	WON-LOST	WINNING	LAST 10	STRENGTH OF	OPP. STRENGTH	TEAM	ADJ.	CONF.	ADJ CONF.
Average RPI Loss:	133	RECORD	PCT. RANK	GAMES	SCHEDULE	OF SCHEDULE	RPI	RPI	RPI	RPI
DIV. I ONLY	11- 8	130	7-3	151	183	146	146	11	11	
DIV. I NON-CONF.	5- 5	164	1-0	182	322	218	218	11	11	
TOTALS	RPI 1-25	RPI 26-50	W-L RECORDS	RPI 51-100	RPI 101-150	RPI 150+				
11- 8	0- 1	0- 0	OVERALL	0- 2	2- 2	9- 3				
6- 5	0- 1	0- 0	HOME	0- 1	1- 1	5- 2				
5- 3	0- 0	0- 0	AWAY	0- 1	1- 1	4- 1				
0- 0	0- 0	0- 0	NEUTRAL	0- 0	0- 0	0- 0				
5- 5	0- 0	0- 0	NON-CONFERENCE	0- 1	0- 2	5- 2				
3- 4	0- 0	0- 0	HOME	0- 1	0- 1	3- 2				
2- 1	0- 0	0- 0	AWAY	0- 0	0- 1	2- 0				
0- 0	0- 0	0- 0	NEUTRAL	0- 0	0- 0	0- 0				
6- 3	0- 1	0- 0	CONFERENCE	0- 1	2- 0	4- 1				
3- 1	0- 1	0- 0	HOME	0- 0	1- 0	2- 0				
3- 2	0- 0	0- 0	AWAY	0- 1	1- 0	2- 1				
0- 0	0- 0	0- 0	NEUTRAL	0- 0	0- 0	0- 0				

RPI 1-25				RPI 26-50				RPI 51-100				RPI 101+ Team's RPI: 146			
RPI	S	Opponent	Score	RPI	S	Opponent	Score	RPI	S	Opponent	Score	RPI	S	Opponent	Score
10	H	Gonzaga	42 57					81	A	BYU	36 52	105	A	Pacific	66 64
								97	H	Idaho	32 65	106	H	Washington	47 65
												124	H	Portland	74 55
												137	A	San Jose St.	82 88
												151	H	Texas Tech	60 64
												169	H	Santa Clara	50 47
												176	A	Saint Mary's (CA)	72 54
												177	H	Towson	81 67
												230	H	San Francisco	54 50
												236	H	Cal St. Fullerton	67 72
												245	A	LMU (CA)	67 59
												247	A	Pepperdine	57 73
												249	H	CSUN	59 40
												267	A	San Diego St.	70 47
												286	H	Monmouth	57 49
												315	A	Air Force	70 59
LAST 10 Division I															
230	H	San Francisco	54 50	10	H	Gonzaga	42 57	124	H	Portland	74 55	245	A	LMU (CA)	67 59
169	H	Santa Clara	50 47	247	A	Pepperdine	57 73	249	H	CSUN	59 40				
105	A	Pacific	66 64												
176	A	Saint Mary's (CA)	72 54												
81	A	BYU	36 52												

Non-Div I Games: Biola 81 28

San Diego

■ Loss,
 ■ Non-Conf,
 ■ S Site,
 ■ H Home
 ■ A Away
 N Neutral

San Diego St.

Through Games Of Jan. 27, 2020

Average RPI Win:	246	WON-LOST	WINNING	LAST 10	STRENGTH OF	OPP. STRENGTH	TEAM	ADJ.	CONF.	ADJ CONF.
Average RPI Loss:	181	RECORD	PCT. RANK	GAMES	SCHEDULE	OF SCHEDULE	RPI	RPI	RPI	RPI
DIV. I ONLY	8- 13	246	4-6	192	288	267	267	17	17	
DIV. I NON-CONF.	4- 7	225	1-1	280	318	301	301	23	23	
TOTALS	RPI 1-25	RPI 26-50	W-L RECORDS	RPI 51-100	RPI 101-150	RPI 150+				
8- 13	0- 0	0- 0	OVERALL	0- 2	0- 4	8- 7				
6- 6	0- 0	0- 0	HOME	0- 1	0- 2	6- 3				
2- 7	0- 0	0- 0	AWAY	0- 1	0- 2	2- 4				
0- 0	0- 0	0- 0	NEUTRAL	0- 0	0- 0	0- 0				
4- 7	0- 0	0- 0	NON-CONFERENCE	0- 0	0- 2	4- 5				
2- 5	0- 0	0- 0	HOME	0- 0	0- 2	2- 3				
2- 2	0- 0	0- 0	AWAY	0- 0	0- 0	2- 2				
0- 0	0- 0	0- 0	NEUTRAL	0- 0	0- 0	0- 0				
4- 6	0- 0	0- 0	CONFERENCE	0- 2	0- 2	4- 2				
4- 1	0- 0	0- 0	HOME	0- 1	0- 0	4- 0				
0- 5	0- 0	0- 0	AWAY	0- 1	0- 2	0- 2				
0- 0	0- 0	0- 0	NEUTRAL	0- 0	0- 0	0- 0				

RPI 1-25				RPI 26-50				RPI 51-100				RPI 101+				Team's RPI: 267	
RPI	S	Opponent	Score	RPI	S	Opponent	Score	RPI	S	Opponent	Score	RPI	S	Opponent	Score		
								71	A	Fresno St.	54	79	109	A	Boise St.	72	86
								71	H	Fresno St.	60	65	126	H	California	48	74
													137	A	San Jose St.	67	84
													146	H	San Diego	47	70
													177	H	Towson	80	72
													185	A	Hawaii	58	61
													188	H	UNLV	48	39
													209	H	Arkansas St.	62	71
													215	A	Wyoming	67	81
													215	H	Wyoming	67	60
													236	H	Cal St. Fullerton	55	45
													249	H	CSUN	69	74
													260	H	Colorado St.	59	49
													268	A	UC Santa Barbara	52	64
													278	H	Alabama A&M	53	61
													283	H	Utah St.	66	62
													288	A	Nevada	69	70
													296	A	California Baptist	80	68
													310	A	Incarnate Word	57	48
LAST 10 Division I																	
				188	H	UNLV	48	39					215	H	Wyoming	67	60
				215	A	Wyoming	67	81					283	H	Utah St.	66	62
				288	A	Nevada	69	70					71	A	Fresno St.	54	79
				71	H	Fresno St.	60	65					249	H	CSUN	69	74
				109	A	Boise St.	72	86					310	A	Incarnate Word	57	48

Non-Div I Games: Westcliff 77 56

San Diego St.

■ Loss,
 ■ Non-Conf,
 ■ S Site,
 ■ Home
 ■ A Away
 N Neutral

San Francisco

Through Games Of Jan. 27, 2020

Average RPI Win:	238	WON-LOST	WINNING	LAST 10	STRENGTH OF	OPP. STRENGTH	TEAM	ADJ.	CONF.	ADJ CONF.
Average RPI Loss:	122	RECORD	PCT. RANK	GAMES	SCHEDULE	OF SCHEDULE	RPI	RPI	RPI	RPI
DIV. I ONLY	7- 14	261	1-9	127	133	230	230	11	11	
DIV. I NON-CONF.	7- 5	131	1-0	138	209	128	128	11	11	
TOTALS	RPI 1-25	RPI 26-50	W-L RECORDS	RPI 51-100	RPI 101-150	RPI 150+				
7- 14	0- 3	0- 0	OVERALL	0- 2	0- 4	7- 5				
3- 7	0- 2	0- 0	HOME	0- 1	0- 2	3- 2				
1- 6	0- 0	0- 0	AWAY	0- 1	0- 2	1- 3				
3- 1	0- 1	0- 0	NEUTRAL	0- 0	0- 0	3- 0				
7- 5	0- 2	0- 0	NON-CONFERENCE	0- 1	0- 1	7- 1				
3- 2	0- 1	0- 0	HOME	0- 1	0- 0	3- 0				
1- 2	0- 0	0- 0	AWAY	0- 0	0- 1	1- 1				
3- 1	0- 1	0- 0	NEUTRAL	0- 0	0- 0	3- 0				
0- 9	0- 1	0- 0	CONFERENCE	0- 1	0- 3	0- 4				
0- 5	0- 1	0- 0	HOME	0- 0	0- 2	0- 2				
0- 4	0- 0	0- 0	AWAY	0- 1	0- 1	0- 2				
0- 0	0- 0	0- 0	NEUTRAL	0- 0	0- 0	0- 0				

RPI 1-25				RPI 26-50				RPI 51-100				RPI 101+ Team's RPI: 230			
RPI	S	Opponent	Score	RPI	S	Opponent	Score	RPI	S	Opponent	Score	RPI	S	Opponent	Score
4	H	Stanford	71 97					81	A	BYU	44 57	105	H	Pacific	61 84
10	H	Gonzaga	46 69					97	H	Idaho	60 66	106	A	Washington	54 73
11	N	Mississippi St.	38 73									124	H	Portland	66 73
												146	A	San Diego	50 54
												159	N	Houston	80 57
												169	H	Santa Clara	72 80
												176	H	Saint Mary's (CA)	79 86
												191	N	Bowling Green	64 56
												192	A	UC Davis	67 79
												210	A	Northern Colo.	90 83
												236	H	Cal St. Fullerton	71 63
												245	A	LMU (CA)	69 76
												247	A	Pepperdine	70 82
												249	H	CSUN	79 61
												298	N	UC Irvine	68 61
												322	H	Sacramento St.	87 82
LAST 10 Division I															
146	A	San Diego	50 54	245	A	LMU (CA)	69 76								
81	A	BYU	44 57	169	H	Santa Clara	72 80								
10	H	Gonzaga	46 69	105	H	Pacific	61 84								
124	H	Portland	66 73	176	H	Saint Mary's (CA)	79 86								
247	A	Pepperdine	70 82	298	N	UC Irvine	68 61								

Non-Div I Games:

San Francisco

■ Loss,
■ Non-Conf,
■ S Site,
■ H Home
■ A Away
N Neutral

Average RPI Win:	235	WON-LOST	WINNING	LAST 10	STRENGTH OF	OPP. STRENGTH	TEAM	ADJ.	CONF.	ADJ CONF.
Average RPI Loss:	163	RECORD	PCT. RANK	GAMES	SCHEDULE	OF SCHEDULE	RPI	RPI	RPI	RPI
DIV. I ONLY	13- 6	66	7-3	274	203	137	137	17	17	
DIV. I NON-CONF.	5- 5	164	0-2	302	183	244	244	23	23	
TOTALS	RPI 1-25	RPI 26-50	W-L RECORDS	RPI 51-100	RPI 101-150	RPI 150+				
13- 6	0- 0	0- 0	OVERALL	1- 2	1- 0	11- 4				
7- 1	0- 0	0- 0	HOME	1- 1	1- 0	5- 0				
6- 3	0- 0	0- 0	AWAY	0- 0	0- 0	6- 3				
0- 2	0- 0	0- 0	NEUTRAL	0- 1	0- 0	0- 1				
5- 5	0- 0	0- 0	NON-CONFERENCE	1- 1	1- 0	3- 4				
4- 0	0- 0	0- 0	HOME	1- 0	1- 0	2- 0				
1- 3	0- 0	0- 0	AWAY	0- 0	0- 0	1- 3				
0- 2	0- 0	0- 0	NEUTRAL	0- 1	0- 0	0- 1				
8- 1	0- 0	0- 0	CONFERENCE	0- 1	0- 0	8- 0				
3- 1	0- 0	0- 0	HOME	0- 1	0- 0	3- 0				
5- 0	0- 0	0- 0	AWAY	0- 0	0- 0	5- 0				
0- 0	0- 0	0- 0	NEUTRAL	0- 0	0- 0	0- 0				

RPI 1-25			RPI 26-50			RPI 51-100			RPI 101+			Team's RPI: 137
RPI	S	Opponent	Score	RPI	S	Opponent	Score	RPI	S	Opponent	Score	
						68	H Buffalo	95 88	146	H San Diego	88 82	
						71	H Fresno St.	76 85	156	A CSU Bakersfield	71 75	
						81	N BYU	56 75	169	A Santa Clara	81 89	
									179	A New Mexico	81 80	
									179	H New Mexico	89 85	
									188	H UNLV	62 60	
									200	N Northern Ariz.	64 67	
									260	A Colorado St.	58 53	
									267	H San Diego St.	84 67	
									268	A UC Santa Barbara	73 70	
									283	A Utah St.	76 61	
									288	A Nevada	72 70	
									295	H Eastern Wash.	84 66	
									298	A UC Irvine	77 79	
									315	A Air Force	68 60	
									322	H Sacramento St.	73 67	
LAST 10 Division I												
315	A	Air Force	68 60	71	H	Fresno St.	76 85					
179	H	New Mexico	89 85	179	A	New Mexico	81 80					
188	H	UNLV	62 60	200	N	Northern Ariz.	64 67					
260	A	Colorado St.	58 53	81	N	BYU	56 75					
288	A	Nevada	72 70	267	H	San Diego St.	84 67					

Non-Div I Games: La Verne 128 62

San Jose St.

Santa Clara

Through Games Of Jan. 27, 2020

Average RPI Win:	168	WON-LOST	WINNING	LAST 10	STRENGTH OF	OPP. STRENGTH	TEAM	ADJ.	CONF.	ADJ CONF.
Average RPI Loss:	141	RECORD	PCT. RANK	GAMES	SCHEDULE	OF SCHEDULE	RPI	RPI	RPI	RPI
DIV. I ONLY	7- 12	248	3-7	77	135	169	169	11	11	
DIV. I NON-CONF.	5- 5	164	1-0	60	210	96	96	11	11	
TOTALS	RPI 1-25	RPI 26-50	W-L RECORDS	RPI 51-100	RPI 101-150	RPI 150+				
7- 12	0- 2	0- 1	OVERALL	1- 1	2- 3	4- 5				
3- 4	0- 1	0- 0	HOME	1- 0	2- 1	0- 2				
3- 7	0- 1	0- 1	AWAY	0- 1	0- 2	3- 2				
1- 1	0- 0	0- 0	NEUTRAL	0- 0	0- 0	1- 1				
5- 5	0- 1	0- 1	NON-CONFERENCE	1- 0	1- 1	3- 2				
2- 1	0- 0	0- 0	HOME	1- 0	1- 0	0- 1				
2- 3	0- 1	0- 1	AWAY	0- 0	0- 1	2- 0				
1- 1	0- 0	0- 0	NEUTRAL	0- 0	0- 0	1- 1				
2- 7	0- 1	0- 0	CONFERENCE	0- 1	1- 2	1- 3				
1- 3	0- 1	0- 0	HOME	0- 0	1- 1	0- 1				
1- 4	0- 0	0- 0	AWAY	0- 1	0- 1	1- 2				
0- 0	0- 0	0- 0	NEUTRAL	0- 0	0- 0	0- 0				

RPI 1-25				RPI 26-50				RPI 51-100				RPI 101+ Team's RPI: 169			
RPI	S	Opponent	Score	RPI	S	Opponent	Score	RPI	S	Opponent	Score	RPI	S	Opponent	Score
10	H	Gonzaga	52 67	33	A	Arizona	52 65	71	H	Fresno St.	90 66	105	H	Pacific	75 65
13	A	Missouri St.	64 71					81	A	BYU	48 71	124	H	Portland	77 80
												126	A	California	65 69
												137	H	San Jose St.	89 81
												146	A	San Diego	47 50
												176	H	Saint Mary's (CA)	87 95
												192	A	UC Davis	62 61
												194	N	Montana	68 58
												229	N	Delaware	80 81
												230	A	San Francisco	80 72
												245	A	LMU (CA)	59 75
												247	A	Pepperdine	71 79
												249	A	CSUN	76 55
												263	H	Long Beach St.	46 54
LAST 10 Division I															
				81	A	BYU	48 71	247	A	Pepperdine	71 79				
				146	A	San Diego	47 50	230	A	San Francisco	80 72				
				124	H	Portland	77 80	176	H	Saint Mary's (CA)	87 95				
				10	H	Gonzaga	52 67	105	H	Pacific	75 65				
				245	A	LMU (CA)	59 75	71	H	Fresno St.	90 66				

Non-Div I Games: UC Santa Cruz 109 51

Santa Clara

Loss, Non-Conf, S Site, H Home A Away N Neutral

Average RPI Win:	285	WON-LOST	WINNING	LAST 10	STRENGTH OF	OPP. STRENGTH	TEAM	ADJ.	CONF.	ADJ CONF.
Average RPI Loss:	228	RECORD	PCT. RANK	GAMES	SCHEDULE	OF SCHEDULE	RPI	RPI	RPI	RPI
DIV. I ONLY	5- 12	280	4-6	333	342	331	331	32	32	
DIV. I NON-CONF.	3- 7	252	2-1	293	332	313	313	32	32	
TOTALS	RPI 1-25	RPI 26-50	W-L RECORDS	RPI 51-100	RPI 101-150	RPI 150+				
5- 12	0- 0	0- 0	OVERALL	0- 1	0- 2	5- 9				
4- 4	0- 0	0- 0	HOME	0- 1	0- 1	4- 2				
1- 8	0- 0	0- 0	AWAY	0- 0	0- 1	1- 7				
0- 0	0- 0	0- 0	NEUTRAL	0- 0	0- 0	0- 0				
3- 7	0- 0	0- 0	NON-CONFERENCE	0- 1	0- 2	3- 4				
2- 2	0- 0	0- 0	HOME	0- 1	0- 1	2- 0				
1- 5	0- 0	0- 0	AWAY	0- 0	0- 1	1- 4				
0- 0	0- 0	0- 0	NEUTRAL	0- 0	0- 0	0- 0				
2- 5	0- 0	0- 0	CONFERENCE	0- 0	0- 0	2- 5				
2- 2	0- 0	0- 0	HOME	0- 0	0- 0	2- 2				
0- 3	0- 0	0- 0	AWAY	0- 0	0- 0	0- 3				
0- 0	0- 0	0- 0	NEUTRAL	0- 0	0- 0	0- 0				

RPI 1-25				RPI 26-50				RPI 51-100				RPI 101+				Team's RPI: 331
RPI	S	Opponent	Score	RPI	S	Opponent	Score	RPI	S	Opponent	Score	RPI	S	Opponent	Score	
								97	H	Idaho	84 90	106	A	Washington	46 78	
												119	H	Montana St.	65 73	
												156	H	CSU Bakersfield	63 57	
												200	A	Northern Ariz.	80 88	
												227	H	UMKC	65 76	
												236	A	Cal St. Fullerton	63 81	
												256	H	Grand Canyon	48 56	
												257	A	Idaho St.	48 73	
												263	H	Long Beach St.	66 54	
												283	A	Utah St.	63 70	
												308	A	New Mexico St.	65 83	
												321	A	UTRGV	81 85	
												322	H	Sacramento St.	88 84	
												326	A	Utah Valley	58 70	
												336	A	Cal Poly	72 49	
												348	H	Chicago St.	80 51	
LAST 10 Division I																
				156	H	CSU Bakersfield	63 57					348	H	Chicago St.	80 51	
				256	H	Grand Canyon	48 56					227	H	UMKC	65 76	
				308	A	New Mexico St.	65 83					236	A	Cal St. Fullerton	63 81	
				321	A	UTRGV	81 85					336	A	Cal Poly	72 49	
				326	A	Utah Valley	58 70					263	H	Long Beach St.	66 54	

Non-Div I Games: Warner Pacific 89 47 Saint Martin's 91 81 Central Wash. 75 65

Seattle U

Average RPI Win: 169	WON-LOST	WINNING	LAST 10	STRENGTH OF	OPP. STRENGTH	TEAM	ADJ.	CONF.	ADJ CONF.
Average RPI Loss: 49	RECORD	PCT. RANK	GAMES	SCHEDULE	OF SCHEDULE	RPI	RPI	RPI	RPI
DIV. I ONLY	12- 8	116	6-4	37	67	74	74	6	6
DIV. I NON-CONF.	7- 4	100	1-0	29	136	61	61	6	6
TOTALS	RPI 1-25	RPI 26-50	W-L RECORDS	RPI 51-100	RPI 101-150	RPI 150+			
12- 8	0- 3	1- 2	OVERALL	2- 2	2- 1	7- 0			
7- 4	0- 2	1- 1	HOME	0- 1	2- 0	4- 0			
3- 3	0- 1	0- 1	AWAY	1- 0	0- 1	2- 0			
2- 1	0- 0	0- 0	NEUTRAL	1- 1	0- 0	1- 0			
7- 4	0- 2	0- 0	NON-CONFERENCE	1- 1	1- 1	5- 0			
4- 2	0- 2	0- 0	HOME	0- 0	1- 0	3- 0			
1- 1	0- 0	0- 0	AWAY	0- 0	0- 1	1- 0			
2- 1	0- 0	0- 0	NEUTRAL	1- 1	0- 0	1- 0			
5- 4	0- 1	1- 2	CONFERENCE	1- 1	1- 0	2- 0			
3- 2	0- 0	1- 1	HOME	0- 1	1- 0	1- 0			
2- 2	0- 1	0- 1	AWAY	1- 0	0- 0	1- 0			
0- 0	0- 0	0- 0	NEUTRAL	0- 0	0- 0	0- 0			

















































RPI 1-25				RPI 26-50				RPI 51-100 Team's RPI: 74				RPI 101+			
RPI	S	Opponent	Score	RPI	S	Opponent	Score	RPI	S	Opponent	Score	RPI	S	Opponent	Score
7	H	UConn	78 92	39	A	Marquette	60 81	54	N	Georgia Tech	54 79	112	H	VCU	53 33
18	A	DePaul	68 85	41	H	Creighton	82 70	84	N	Vanderbilt	69 65	116	A	Lehigh	68 75
22	H	Princeton	76 78	44	H	St. John's (NY)	66 82	89	H	Villanova	55 61	133	H	Providence	97 55
								90	A	Butler	67 62	183	N	Saint Joseph's	55 39
												201	H	Lafayette	74 50
												221	A	Iona	89 37
												222	H	Georgetown	79 60
												225	A	Xavier	83 61
												248	H	Fairfield	74 44
												266	H	Sacred Heart	95 69
LAST 10 Division I															
44	H	St. John's (NY)	66 82	222	H	Georgetown	79 60								
133	H	Providence	97 55	89	H	Villanova	55 61								
41	H	Creighton	82 70	225	A	Xavier	83 61								
39	A	Marquette	60 81	90	A	Butler	67 62								
18	A	DePaul	68 85	201	H	Lafayette	74 50								

Non-Div I Games:

Seton Hall

■ Loss,
■ Non-Conf,
■ S Site,
■ H Home
■ A Away
N Neutral

Average RPI Win:	301	WON-LOST	WINNING	LAST 10	STRENGTH OF	OPP. STRENGTH	TEAM	ADJ.	CONF.	ADJ CONF.
Average RPI Loss:	191	RECORD	PCT. RANK	GAMES	SCHEDULE	OF SCHEDULE	RPI	RPI	RPI	RPI
DIV. I ONLY	4- 13	299	2-8	204	348	306	306	24	24	
DIV. I NON-CONF.	2- 7	288	0-2	99	347	288	288	25	25	
TOTALS	RPI 1-25	RPI 26-50	W-L RECORDS	RPI 51-100	RPI 101-150	RPI 150+				
4- 13	0- 0	0- 0	OVERALL	0- 2	0- 3	4- 8				
3- 4	0- 0	0- 0	HOME	0- 0	0- 0	3- 4				
1- 9	0- 0	0- 0	AWAY	0- 2	0- 3	1- 4				
0- 0	0- 0	0- 0	NEUTRAL	0- 0	0- 0	0- 0				
2- 7	0- 0	0- 0	NON-CONFERENCE	0- 1	0- 3	2- 3				
2- 1	0- 0	0- 0	HOME	0- 0	0- 0	2- 1				
0- 6	0- 0	0- 0	AWAY	0- 1	0- 3	0- 2				
0- 0	0- 0	0- 0	NEUTRAL	0- 0	0- 0	0- 0				
2- 6	0- 0	0- 0	CONFERENCE	0- 1	0- 0	2- 5				
1- 3	0- 0	0- 0	HOME	0- 0	0- 0	1- 3				
1- 3	0- 0	0- 0	AWAY	0- 1	0- 0	1- 2				
0- 0	0- 0	0- 0	NEUTRAL	0- 0	0- 0	0- 0				

RPI 1-25			RPI 26-50			RPI 51-100			RPI 101+ Team's RPI: 306		
RPI	S	Opponent	Score	RPI	S	Opponent	Score	RPI	S	Opponent	Score
						87  Colgate	51  88	120  Penn		44  92	
						93  Rider	66  70	142  Harvard		51  68	
								147  Massachusetts		55  61	
								168  Fla. Atlantic		39  83	
								180  Binghamton		62  89	
								182  Quinnipiac		52  66	
								220  Manhattan		50  80	
								226  Niagara		61  68	
								248  Fairfield		35  65	
								266  Sacred Heart		68 57	
								286  Monmouth		51 39	
								314  Albany (NY)		52 46	
								332  Fairleigh Dickinson		58  67	
								333  Saint Peter's		83  87	
								338  Canisius		68 63	
LAST 10 Division I											
286  Monmouth		51 39	333  Saint Peter's		83  87						
93  Rider		66  70	182  Quinnipiac		52  66						
220  Manhattan		50  80	248  Fairfield		35  65						
338  Canisius		68 63	332  Fairleigh Dickinson		58  67						
226  Niagara		61  68	147  Massachusetts		55  61						

Non-Div I Games:

Siena

South Alabama

Through Games Of Jan. 27, 2020

Average RPI Win:	267	WON-LOST	WINNING	LAST 10	STRENGTH OF	OPP. STRENGTH	TEAM	ADJ.	CONF.	ADJ CONF.
Average RPI Loss:	133	RECORD	PCT. RANK	GAMES	SCHEDULE	OF SCHEDULE	RPI	RPI	RPI	RPI
DIV. I ONLY	8- 10	206	5-5	268	171	262	262	22	22	
DIV. I NON-CONF.	3- 7	252	0-2	236	69	281	281	21	21	
TOTALS	RPI 1-25	RPI 26-50	W-L RECORDS	RPI 51-100	RPI 101-150	RPI 150+				
8- 10	0- 0	0- 1	OVERALL	0- 1	2- 5	6- 3				
5- 6	0- 0	0- 1	HOME	0- 1	1- 3	4- 1				
3- 4	0- 0	0- 0	AWAY	0- 0	1- 2	2- 2				
0- 0	0- 0	0- 0	NEUTRAL	0- 0	0- 0	0- 0				
3- 7	0- 0	0- 1	NON-CONFERENCE	0- 1	2- 2	1- 3				
2- 4	0- 0	0- 1	HOME	0- 1	1- 1	1- 1				
1- 3	0- 0	0- 0	AWAY	0- 0	1- 1	0- 2				
0- 0	0- 0	0- 0	NEUTRAL	0- 0	0- 0	0- 0				
5- 3	0- 0	0- 0	CONFERENCE	0- 0	0- 3	5- 0				
3- 2	0- 0	0- 0	HOME	0- 0	0- 2	3- 0				
2- 1	0- 0	0- 0	AWAY	0- 0	0- 1	2- 0				
0- 0	0- 0	0- 0	NEUTRAL	0- 0	0- 0	0- 0				

RPI S	Opponent	Score	RPI S	Opponent	Score	RPI S	Opponent	Score	RPI S	Opponent	Score	Team's RPI: 262
37	H Rutgers	56 77	63	H Alabama	62 74	101	H UT Arlington	45 68	111	A UAB	61 77	
						122	H Coastal Caro.	62 71	125	A Tulane	62 53	
						129	A Louisiana	68 73	136	H Auburn	62 82	
						140	H A&M-Corpus Christi	83 82	189	H Miami (OH)	73 76	
						199	A Southern Miss.	55 62	239	A ETSU	60 65	
						281	H Appalachian St.	81 66	290	A Ga. Southern	71 65	
						292	H Texas St.	78 76	323	A Georgia St.	81 64	
						340	H Tennessee St.	70 48	346	H La.-Monroe	72 63	
LAST 10 Division I												
292	H Texas St.	78 76	129	A Louisiana	68 73							
101	H UT Arlington	45 68	122	H Coastal Caro.	62 71							
290	A Ga. Southern	71 65	281	H Appalachian St.	81 66							
323	A Georgia St.	81 64	239	A ETSU	60 65							
346	H La.-Monroe	72 63	199	A Southern Miss.	55 62							

Non-Div I Games: William Carey 68 52 Mobile 103 59

South Alabama

Loss, Non-Conf, S Site, H Home A Away N Neutral

South Carolina

Through Games Of Jan. 27, 2020

Average RPI Win:	101	WON-LOST	WINNING	LAST 10	STRENGTH OF	OPP. STRENGTH	TEAM	ADJ.	CONF.	ADJ CONF.
Average RPI Loss:	12	RECORD	PCT. RANK	GAMES	SCHEDULE	OF SCHEDULE	RPI	RPI	RPI	RPI
DIV. I ONLY	19- 1	3	10-0	14	3	1	1	4	4	
DIV. I NON-CONF.	12- 1	9	3-0	49	7	8	8	5	5	
TOTALS	RPI 1-25	RPI 26-50	W-L RECORDS	RPI 51-100	RPI 101-150	RPI 150+				
19- 1	4- 1	4- 0	OVERALL	6- 0	1- 0	4- 0				
9- 0	2- 0	4- 0	HOME	0- 0	0- 0	3- 0				
8- 0	1- 0	0- 0	AWAY	5- 0	1- 0	1- 0				
2- 1	1- 1	0- 0	NEUTRAL	1- 0	0- 0	0- 0				
12- 1	2- 1	3- 0	NON-CONFERENCE	3- 0	0- 0	4- 0				
6- 0	0- 0	3- 0	HOME	0- 0	0- 0	3- 0				
4- 0	1- 0	0- 0	AWAY	2- 0	0- 0	1- 0				
2- 1	1- 1	0- 0	NEUTRAL	1- 0	0- 0	0- 0				
7- 0	2- 0	1- 0	CONFERENCE	3- 0	1- 0	0- 0				
3- 0	2- 0	1- 0	HOME	0- 0	0- 0	0- 0				
4- 0	0- 0	0- 0	AWAY	3- 0	1- 0	0- 0				
0- 0	0- 0	0- 0	NEUTRAL	0- 0	0- 0	0- 0				

RPI	S	Opponent	Score	RPI	S	Opponent	Score	RPI	S	Opponent	Score	RPI	S	Opponent	Score
8	A	Maryland	63 54	29	H	Purdue	85 49	55	A	Temple	78 71	145	A	Missouri	78 45
9	N	Baylor	74 59	38	H	Duke	89 46	63	A	Alabama	93 78	173	A	Clemson	84 48
11	H	Mississippi St.	81 79	47	H	Arkansas	91 82	73	A	Georgia	88 53	281	H	Appalachian St.	92 50
12	N	Indiana	57 71	49	H	South Dakota	73 60	79	A	Dayton	75 49	328	H	Alabama St.	103 43
20	H	Kentucky	99 72					84	A	Vanderbilt	93 57	342	H	USC Upstate	112 32
								85	N	Washington St.	68 53				
LAST 10 Division I															
73	A	Georgia	88 53	63	A	Alabama	93 78								
11	H	Mississippi St.	81 79	20	H	Kentucky	99 72								
145	A	Missouri	78 45	49	H	South Dakota	73 60								
84	A	Vanderbilt	93 57	38	H	Duke	89 46								
47	H	Arkansas	91 82	29	H	Purdue	85 49								

Non-Div I Games:

South Carolina

Loss, Non-Conf, S Site, H Home A Away N Neutral

Season Carolina B&C				Through Games of Sun. 17, 1910						
Average RPI Win:	334	WON-LOST	WINNING	LAST 10	STRENGTH OF	OPP. STRENGTH	TEAM	ADJ.	CONF.	ADJ CONF.
Average RPI Loss:	243	RECORD	PCT. RANK	GAMES	SCHEDULE	OF SCHEDULE	RPI	RPI	RPI	RPI
DIV. I ONLY	3- 17	330	2-8	346	347	349	349	30	30	
DIV. I NON-CONF.	1- 12	335	0-3	335	345	346	346	31	31	
TOTALS	RPI 1-25	RPI 26-50	W-L RECORDS	RPI 51-100	RPI 101-150	RPI 150+				
3- 17	0- 0	0- 0	OVERALL	0- 0	0- 1	3- 16				
1- 7	0- 0	0- 0	HOME	0- 0	0- 0	1- 7				
2- 9	0- 0	0- 0	AWAY	0- 0	0- 1	2- 8				
0- 1	0- 0	0- 0	NEUTRAL	0- 0	0- 0	0- 1				
1- 12	0- 0	0- 0	NON-CONFERENCE	0- 0	0- 1	1- 11				
0- 5	0- 0	0- 0	HOME	0- 0	0- 0	0- 5				
1- 6	0- 0	0- 0	AWAY	0- 0	0- 1	1- 5				
0- 1	0- 0	0- 0	NEUTRAL	0- 0	0- 0	0- 1				
2- 5	0- 0	0- 0	CONFERENCE	0- 0	0- 0	2- 5				
1- 2	0- 0	0- 0	HOME	0- 0	0- 0	1- 2				
1- 3	0- 0	0- 0	AWAY	0- 0	0- 0	1- 3				
0- 0	0- 0	0- 0	NEUTRAL	0- 0	0- 0	0- 0				

RPI 1-25				RPI 26-50				RPI 51-100				RPI 101+				Team's RPI: 349	
RPI	S	Opponent	Score	RPI	S	Opponent	Score	RPI	S	Opponent	Score	RPI	S	Opponent	Score		
												122	A	Coastal Caro.	44	85	
												152	H	Bethune-Cookman	55	66	
												171	N	North Ala.	46	99	
												181	A	Norfolk St.	42	76	
												188	A	UNLV	57	66	
												193	H	North Dakota	53	95	
												231	H	Radford	45	60	
												238	A	Howard	47	78	
												241	H	Col. of Charleston	55	76	
												252	A	UNCW	46	84	
												254	A	UNC Asheville	51	82	
												261	A	Morgan St.	47	77	
												299	H	Presbyterian	49	70	
												323	A	Georgia St.	52	77	
												325	H	Mercer	55	66	
												327	H	UMES	60	55	
												334	A	Charleston So.	81	75	
												341	A	Coppin St.	71	60	
												342	A	USC Upstate	47	58	
												350	H	Florida A&M	39	44	
LAST 10 Division I																	
				152	H	Bethune-Cookman	55	66	261	A	Morgan St.	47	77				
				181	A	Norfolk St.	42	76	341	A	Coppin St.	71	60				
				327	H	UMES	60	55	122	A	Coastal Caro.	44	85				
				350	H	Florida A&M	39	44	171	N	North Ala.	46	99				
				238	A	Howard	47	78	323	A	Georgia St.	52	77				

Non-Div I Games:

South Carolina St.

Loss, Non-Conf, S Site, H Home A Away N Neutral

South Dakota

Through Games Of Jan. 27, 2020

Average RPI Win:	189	WON-LOST	WINNING	LAST 10	STRENGTH OF	OPP. STRENGTH	TEAM	ADJ.	CONF.	ADJ CONF.
Average RPI Loss:	7	RECORD	PCT. RANK	GAMES	SCHEDULE	OF SCHEDULE	RPI	RPI	RPI	RPI
DIV. I ONLY	18- 2	11	9-1	242	58	49	49	19	19	
DIV. I NON-CONF.	10- 2	30	1-1	109	3	26	26	19	19	
TOTALS	RPI 1-25	RPI 26-50	W-L RECORDS	RPI 51-100	RPI 101-150	RPI 150+				
18- 2	1- 2	2- 0	OVERALL	2- 0	3- 0	10- 0				
10- 1	0- 1	2- 0	HOME	1- 0	1- 0	6- 0				
6- 1	0- 1	0- 0	AWAY	1- 0	2- 0	3- 0				
2- 0	1- 0	0- 0	NEUTRAL	0- 0	0- 0	1- 0				
10- 2	1- 2	2- 0	NON-CONFERENCE	1- 0	3- 0	3- 0				
5- 1	0- 1	2- 0	HOME	0- 0	1- 0	2- 0				
3- 1	0- 1	0- 0	AWAY	1- 0	2- 0	0- 0				
2- 0	1- 0	0- 0	NEUTRAL	0- 0	0- 0	1- 0				
8- 0	0- 0	0- 0	CONFERENCE	1- 0	0- 0	7- 0				
5- 0	0- 0	0- 0	HOME	1- 0	0- 0	4- 0				
3- 0	0- 0	0- 0	AWAY	0- 0	0- 0	3- 0				
0- 0	0- 0	0- 0	NEUTRAL	0- 0	0- 0	0- 0				

RPI 1-25				RPI 26-50				RPI 51-100				RPI 101+			
RPI	S	Opponent	Score	RPI	S	Opponent	Score	RPI	S	Opponent	Score	RPI	S	Opponent	Score
1	A	South Carolina	60 73	30	H	Drake	102 94	91	H	South Dakota St.	83 48	135	A	Northeastern	80 76
13	H	Missouri St.	66 74	41	H	Creighton	72 65	98	A	Utah	84 81	144	A	Green Bay	66 60
25	N	Ohio St.	68 53									145	H	Missouri	72 56
												194	H	Montana	96 64
												203	N	Northern Ill.	91 48
												205	A	Western Ill.	96 65
												253	H	Oral Roberts	79 56
												289	H	Denver	104 61
												291	A	North Dakota St.	80 36
												301	H	Omaha	77 44
												307	A	Purdue Fort Wayne	62 41
												307	H	Purdue Fort Wayne	79 25
												341	H	Coppin St.	82 44
LAST 10 Division I															
253	H	Oral Roberts	79 56	289	H	Denver	104 61								
307	H	Purdue Fort Wayne	79 25	307	A	Purdue Fort Wayne	62 41								
91	H	South Dakota St.	83 48	205	A	Western Ill.	96 65								
291	A	North Dakota St.	80 36	1	A	South Carolina	60 73								
301	H	Omaha	77 44	194	H	Montana	96 64								

Non-Div I Games: Mt. Marty 110 39

South Dakota

Loss, Non-Conf, S Site, H Home A Away N Neutral

Average RPI Win:	221	WON-LOST	WINNING	LAST 10	STRENGTH OF	OPP. STRENGTH	TEAM	ADJ.	CONF.	ADJ CONF.
Average RPI Loss:	30	RECORD	PCT. RANK	GAMES	SCHEDULE	OF SCHEDULE	RPI	RPI	RPI	RPI
DIV. I ONLY	14- 7	76	8-2	136	90	91	91	19	19	
DIV. I NON-CONF.	7- 6	161	1-1	63	9	91	91	19	19	
TOTALS	RPI 1-25	RPI 26-50	W-L RECORDS	RPI 51-100	RPI 101-150	RPI 150+				
14- 7	0- 2	0- 5	OVERALL	1- 0	3- 0	10- 0				
8- 2	0- 1	0- 1	HOME	0- 0	1- 0	7- 0				
4- 4	0- 1	0- 3	AWAY	0- 0	1- 0	3- 0				
2- 1	0- 0	0- 1	NEUTRAL	1- 0	1- 0	0- 0				
7- 6	0- 2	0- 4	NON-CONFERENCE	1- 0	3- 0	3- 0				
4- 2	0- 1	0- 1	HOME	0- 0	1- 0	3- 0				
1- 3	0- 1	0- 2	AWAY	0- 0	1- 0	0- 0				
2- 1	0- 0	0- 1	NEUTRAL	1- 0	1- 0	0- 0				
7- 1	0- 0	0- 1	CONFERENCE	0- 0	0- 0	7- 0				
4- 0	0- 0	0- 0	HOME	0- 0	0- 0	4- 0				
3- 1	0- 0	0- 1	AWAY	0- 0	0- 0	3- 0				
0- 0	0- 0	0- 0	NEUTRAL	0- 0	0- 0	0- 0				

RPI 1-25				RPI 26-50				RPI 51-100 Team's RPI: 91				RPI 101+			
RPI	S	Opponent	Score	RPI	S	Opponent	Score	RPI	S	Opponent	Score	RPI	S	Opponent	Score
2	A	Oregon	56 95	30	A	Drake	67 74	78	N	South Fla.	61 50	119	H	Montana St.	60 50
21	H	Central Mich.	74 79	31	N	FGCU	70 71					128	N	Notre Dame	65 59
				39	H	Marquette	58 65					144	A	Green Bay	60 55
				41	A	Creighton	48 61					193	H	North Dakota	99 64
				49	A	South Dakota	48 83					205	H	Western Ill.	75 45
												215	H	Wyoming	67 40
												233	H	Chattanooga	71 56
												253	H	Oral Roberts	58 44
												289	A	Denver	86 79
												291	H	North Dakota St.	60 52
												301	A	Omaha	68 51
												307	A	Purdue Fort Wayne	100 69
												341	H	Coppin St.	94 41
LAST 10 Division I															
291	H	North Dakota St.	60 52	205	H	Western Ill.	75 45								
49	A	South Dakota	48 83	253	H	Oral Roberts	58 44								
193	H	North Dakota	99 64	301	A	Omaha	68 51								
307	A	Purdue Fort Wayne	100 69	144	A	Green Bay	60 55								
289	A	Denver	86 79	39	H	Marquette	58 65								

Non-Div I Games: Dakota Wesleyan 77 46

South Dakota St.

Average RPI Win:	175	WON-LOST	WINNING	LAST 10	STRENGTH OF	OPP. STRENGTH	TEAM	ADJ.	CONF.	ADJ CONF.
Average RPI Loss:	71	RECORD	PCT. RANK	GAMES	SCHEDULE	OF SCHEDULE	RPI	RPI	RPI	RPI
DIV. I ONLY	12- 8	116	6-4	34	112	78	78	9	9	
DIV. I NON-CONF.	8- 6	138	2-2	34	175	99	99	9	9	
TOTALS	RPI 1-25	RPI 26-50	W-L RECORDS	RPI 51-100	RPI 101-150	RPI 150+				
12- 8	0- 2	1- 1	OVERALL	1- 3	3- 1	7- 1				
10- 1	0- 0	1- 0	HOME	1- 1	3- 0	5- 0				
2- 3	0- 1	0- 0	AWAY	0- 1	0- 0	2- 1				
0- 4	0- 1	0- 1	NEUTRAL	0- 1	0- 1	0- 0				
8- 6	0- 2	1- 1	NON-CONFERENCE	1- 1	1- 1	5- 1				
8- 0	0- 0	1- 0	HOME	1- 0	1- 0	5- 0				
0- 2	0- 1	0- 0	AWAY	0- 0	0- 0	0- 1				
0- 4	0- 1	0- 1	NEUTRAL	0- 1	0- 1	0- 0				
4- 2	0- 0	0- 0	CONFERENCE	0- 2	2- 0	2- 0				
2- 1	0- 0	0- 0	HOME	0- 1	2- 0	0- 0				
2- 1	0- 0	0- 0	AWAY	0- 1	0- 0	2- 0				
0- 0	0- 0	0- 0	NEUTRAL	0- 0	0- 0	0- 0				

RPI S	Opponent	Score	RPI S	Opponent	Score	RPI S	Opponent	Score	RPI S	Opponent	Score
9	A Baylor	46 58	31	N FGCU	77 81	55	A Temple	66 69	104	H Cincinnati	76 68
11	N Mississippi St.	61 86	34	H Texas	64 57	56	H UCF	57 64	112	H VCU	77 55
						91	N South Dakota St.	50 61	125	H Tulane	63 56
						97	H Idaho	67 64	128	N Notre Dame	51 67
									166	A Wichita St.	56 50
									188	A UNLV	51 61
									204	H Jacksonville	70 39
									216	A Tulsa	68 52
									224	H Brown	70 60
									238	H Howard	82 53
									246	H Saint Francis (PA)	62 23
									328	H Alabama St.	80 29
LAST 10 Division I											
125	H Tulane	63 56	104	H Cincinnati	76 68						
166	A Wichita St.	56 50	224	H Brown	70 60						
56	H UCF	57 64	188	A UNLV	51 61						
55	A Temple	66 69	11	N Mississippi St.	61 86						
216	A Tulsa	68 52	97	H Idaho	67 64						

Non-Div I Games:

South Fla.

Average RPI Win:	245	WON-LOST	WINNING	LAST 10	STRENGTH OF	OPP. STRENGTH	TEAM	ADJ.	CONF.	ADJ CONF.
Average RPI Loss:	154	RECORD	PCT. RANK	GAMES	SCHEDULE	OF SCHEDULE	RPI	RPI	RPI	RPI
DIV. I ONLY	12- 5	56	7-3	332	188	154	154	18	18	
DIV. I NON-CONF.	6- 3	90	1-1	338	135	158	158	24	24	
TOTALS	RPI 1-25	RPI 26-50	W-L RECORDS	RPI 51-100	RPI 101-150	RPI 150+				
12- 5	0- 0	0- 0	OVERALL	1- 2	0- 0	11- 3				
5- 1	0- 0	0- 0	HOME	1- 1	0- 0	4- 0				
7- 4	0- 0	0- 0	AWAY	0- 1	0- 0	7- 3				
0- 0	0- 0	0- 0	NEUTRAL	0- 0	0- 0	0- 0				
6- 3	0- 0	0- 0	NON-CONFERENCE	1- 1	0- 0	5- 2				
2- 0	0- 0	0- 0	HOME	1- 0	0- 0	1- 0				
4- 3	0- 0	0- 0	AWAY	0- 1	0- 0	4- 2				
0- 0	0- 0	0- 0	NEUTRAL	0- 0	0- 0	0- 0				
6- 2	0- 0	0- 0	CONFERENCE	0- 1	0- 0	6- 1				
3- 1	0- 0	0- 0	HOME	0- 1	0- 0	3- 0				
3- 1	0- 0	0- 0	AWAY	0- 0	0- 0	3- 1				
0- 0	0- 0	0- 0	NEUTRAL	0- 0	0- 0	0- 0				

RPI 1-25			RPI 26-50			RPI 51-100			RPI 101+			Team's RPI: 154
RPI	S	Opponent	Score	RPI	S	Opponent	Score	RPI	S	Opponent	Score	
						66	H Belmont	45	57	175	A Austin Peay	79 66
						88	H Southern Ill.	79	65	175	H Austin Peay	81 43
						99	A Saint Louis	61	76	178	A Eastern Mich.	64 69
										205	A Western Ill.	91 97
										209	A Arkansas St.	79 67
										223	A Murray St.	62 70
										223	H Murray St.	88 73
										243	A Eastern Ill.	77 65
										269	A Indiana St.	68 58
										275	A Ole Miss	70 53
										307	A Purdue Fort Wayne	58 48
										317	H Evansville	83 60
										320	A SIUE	66 56
										340	H Tennessee St.	83 54
LAST 10 Division I												
243	A	Eastern Ill.	77 65	66	H	Belmont	45 57					
320	A	SIUE	66 56	223	A	Murray St.	62 70					
223	H	Murray St.	88 73	175	A	Austin Peay	79 66					
175	H	Austin Peay	81 43	269	A	Indiana St.	68 58					
340	H	Tennessee St.	83 54	205	A	Western Ill.	91 97					

Non-Div I Games: Harris-Stowe 106 64 Mo.-St. Louis 70 56

Southeast Mo. St.

■ Loss,
 ■ Non-Conf,
 ■ S Site,
 ■ H Home
 ■ A Away
 N Neutral

Average RPI Win:	274	WON-LOST	WINNING	LAST 10	STRENGTH OF	OPP. STRENGTH	TEAM	ADJ.	CONF.	ADJ CONF.
Average RPI Loss:	156	RECORD	PCT. RANK	GAMES	SCHEDULE	OF SCHEDULE	RPI	RPI	RPI	RPI
DIV. I ONLY	6- 11	250	4-6	220	293	232	232	23	23	
DIV. I NON-CONF.	2- 6	279	0-1	149	222	219	219	20	20	
TOTALS	RPI 1-25	RPI 26-50	W-L RECORDS	RPI 51-100	RPI 101-150	RPI 150+				
6- 11	0- 1	0- 0	OVERALL	0- 2	1- 2	5- 6				
2- 3	0- 0	0- 0	HOME	0- 0	1- 0	1- 3				
4- 8	0- 1	0- 0	AWAY	0- 2	0- 2	4- 3				
0- 0	0- 0	0- 0	NEUTRAL	0- 0	0- 0	0- 0				
2- 6	0- 1	0- 0	NON-CONFERENCE	0- 1	0- 1	2- 3				
1- 0	0- 0	0- 0	HOME	0- 0	0- 0	1- 0				
1- 6	0- 1	0- 0	AWAY	0- 1	0- 1	1- 3				
0- 0	0- 0	0- 0	NEUTRAL	0- 0	0- 0	0- 0				
4- 5	0- 0	0- 0	CONFERENCE	0- 1	1- 1	3- 3				
1- 3	0- 0	0- 0	HOME	0- 0	1- 0	0- 3				
3- 2	0- 0	0- 0	AWAY	0- 1	0- 1	3- 0				
0- 0	0- 0	0- 0	NEUTRAL	0- 0	0- 0	0- 0				

RPI 1-25				RPI 26-50				RPI 51-100				RPI 101+ Team's RPI: 232			
RPI	S	Opponent	Score	RPI	S	Opponent	Score	RPI	S	Opponent	Score	RPI	S	Opponent	Score
24	A	LSU	52 62					63	A	Alabama	50 87	129	A	Louisiana	50 60
								82	A	Abilene Christian	53 61	138	A	SFA	51 77
												140	H	A&M-Corpus Christi	48 44
												159	A	Houston	65 78
												162	H	Sam Houston St.	69 84
												165	H	Jackson St.	63 59
												199	A	Southern Miss.	54 62
												217	H	Lamar University	57 65
												251	A	Louisiana Tech	78 92
												294	H	Nicholls St.	65 67
												319	A	McNeese	74 67
												329	A	Houston Baptist	69 59
												343	A	Northwestern St.	72 56
												346	A	La.-Monroe	65 52
LAST 10 Division I															
343	A	Northwestern St.	72 56	140	H	A&M-Corpus Christi	48 44								
319	A	McNeese	74 67	138	A	SFA	51 77								
82	A	Abilene Christian	53 61	63	A	Alabama	50 87								
294	H	Nicholls St.	65 67	329	A	Houston Baptist	69 59								
162	H	Sam Houston St.	69 84	217	H	Lamar University	57 65								

Non-Div I Games: LSU-Alexandria 89 67

Southeastern La.

■ Loss,
 ■ Non-Conf, S Site,
 ■ Home
 ■ Away
 N Neutral

Average RPI Win:	171	WON-LOST	WINNING	LAST 10	STRENGTH OF	OPP. STRENGTH	TEAM	ADJ.	CONF.	ADJ CONF.
Average RPI Loss:	68	RECORD	PCT. RANK	GAMES	SCHEDULE	OF SCHEDULE	RPI	RPI	RPI	RPI
DIV. I ONLY	11- 8	130	5-5	31	65	75	75	1	1	
DIV. I NON-CONF.	8- 3	68	2-0	169	150	94	94	1	1	
TOTALS	RPI 1-25	RPI 26-50	W-L RECORDS	RPI 51-100	RPI 101-150	RPI 150+				
11- 8	1- 2	1- 4	OVERALL	2- 1	1- 0	6- 1				
8- 3	1- 1	1- 2	HOME	1- 0	1- 0	4- 0				
2- 4	0- 1	0- 1	AWAY	0- 1	0- 0	2- 1				
1- 1	0- 0	0- 1	NEUTRAL	1- 0	0- 0	0- 0				
8- 3	0- 1	1- 1	NON-CONFERENCE	1- 0	0- 0	6- 1				
5- 1	0- 1	1- 0	HOME	0- 0	0- 0	4- 0				
2- 1	0- 0	0- 0	AWAY	0- 0	0- 0	2- 1				
1- 1	0- 0	0- 1	NEUTRAL	1- 0	0- 0	0- 0				
3- 5	1- 1	0- 3	CONFERENCE	1- 1	1- 0	0- 0				
3- 2	1- 0	0- 2	HOME	1- 0	1- 0	0- 0				
0- 3	0- 1	0- 1	AWAY	0- 1	0- 0	0- 0				
0- 0	0- 0	0- 0	NEUTRAL	0- 0	0- 0	0- 0				

RPI	S	Opponent	Score	RPI	S	Opponent	Score	RPI	S	Opponent	Score	RPI	S	Opponent	Score
6	A	UCLA	59 83	27	H	Arizona St.	54 63	63	N	Alabama	60 57	106	H	Washington	81 78
6	H	UCLA	70 68	33	H	Arizona	57 65	85	H	Washington St.	74 63	188	H	UNLV	75 54
17	H	Texas A&M	64 74	35	H	Virginia	59 49	98	A	Utah	65 67	249	A	CSUN	69 53
				43	A	Colorado	53 66					263	H	Long Beach St.	57 40
				50	N	Nebraska	54 67					268	A	UC Santa Barbara	46 57
												279	A	UC Riverside	76 59
												288	H	Nevada	50 47
												321	H	UTRGV	80 43
LAST 10 Division I															
106	H	Washington	81 78	27	H	Arizona St.	54 63								
85	H	Washington St.	74 63	33	H	Arizona	57 65								
6	H	UCLA	70 68	6	A	UCLA	59 83								
98	A	Utah	65 67	263	H	Long Beach St.	57 40								
43	A	Colorado	53 66	288	H	Nevada	50 47								

Non-Div I Games:

Southern California

■ Loss,
 ■ Non-Conf,
 ■ S Site,
 ■ H Home
 ■ A Away
 N Neutral

Southern Ill.

Through Games Of Jan. 27, 2020

Average RPI Win:	185	WON-LOST	WINNING	LAST 10	STRENGTH OF	OPP. STRENGTH	TEAM	ADJ.	CONF.	ADJ CONF.
Average RPI Loss:	94	RECORD	PCT. RANK	GAMES	SCHEDULE	OF SCHEDULE	RPI	RPI	RPI	RPI
DIV. I ONLY	12- 6	76	7-3	123	137	88	88	7	7	
DIV. I NON-CONF.	8- 3	68	3-0	140	235	68	68	7	7	
<hr/>										
TOTALS	RPI 1-25	RPI 26-50	W-L RECORDS	RPI 51-100	RPI 101-150	RPI 150+				
12- 6	1- 0	0- 1	OVERALL	2- 2	1- 1	8- 2				
5- 3	1- 0	0- 1	HOME	2- 1	1- 0	1- 1				
6- 3	0- 0	0- 0	AWAY	0- 1	0- 1	6- 1				
1- 0	0- 0	0- 0	NEUTRAL	0- 0	0- 0	1- 0				
8- 3	0- 0	0- 0	NON-CONFERENCE	2- 1	1- 0	5- 2				
4- 1	0- 0	0- 0	HOME	2- 0	1- 0	1- 1				
3- 2	0- 0	0- 0	AWAY	0- 1	0- 0	3- 1				
1- 0	0- 0	0- 0	NEUTRAL	0- 0	0- 0	1- 0				
4- 3	1- 0	0- 1	CONFERENCE	0- 1	0- 1	3- 0				
1- 2	1- 0	0- 1	HOME	0- 1	0- 0	0- 0				
3- 1	0- 0	0- 0	AWAY	0- 0	0- 1	3- 0				
0- 0	0- 0	0- 0	NEUTRAL	0- 0	0- 0	0- 0				

RPI 1-25			RPI 26-50			RPI 51-100			Team's RPI: 88	RPI 101+		
RPI	S	Opponent	Score	RPI	S	Opponent	Score	RPI	S	Opponent	Score	
13	H	Missouri St.	70 68	30	H	Drake	65 73	58	H	UNI	57 60	103 A Loyola Chicago 49 51
								61	A	IUPUI	78 81	139 H Tennessee Tech 76 65
								86	H	UT Martin	70 59	154 A Southeast Mo. St. 65 79
								99	H	Saint Louis	61 53	160 H Memphis 66 70
												163 A Valparaiso 67 51
												178 A Eastern Mich. 85 54
												203 A Northern Ill. 80 61
												205 N Western Ill. 79 65
												223 H Murray St. 76 66
												269 A Indiana St. 78 55
												317 A Evansville 70 57
												320 A SIUE 103 67
<hr/>												
LAST 10 Division I												
269	A	Indiana St.	78 55	103	A	Loyola Chicago	49 51					
317	A	Evansville	70 57	163	A	Valparaiso	67 51					
13	H	Missouri St.	70 68	203	A	Northern Ill.	80 61					
30	H	Drake	65 73	205	N	Western Ill.	79 65					
58	H	UNI	57 60	223	H	Murray St.	76 66					

Non-Div I Games:

Southern Ill.

■ Loss,
 ■ Non-Conf,
 ■ S Site,
 ■ H Home
 ■ A Away
 N Neutral

Average RPI Win:	263	WON-LOST	WINNING	LAST 10	STRENGTH OF	OPP. STRENGTH	TEAM	ADJ.	CONF.	ADJ CONF.
Average RPI Loss:	110	RECORD	PCT. RANK	GAMES	SCHEDULE	OF SCHEDULE	RPI	RPI	RPI	RPI
DIV. I ONLY	9- 7	139	4-6	210	220	199	199	13	13	
DIV. I NON-CONF.	6- 3	90	1-2	282	256	180	180	13	13	
TOTALS	RPI 1-25	RPI 26-50	W-L RECORDS	RPI 51-100	RPI 101-150	RPI 150+				
9- 7	0- 1	0- 0	OVERALL	0- 2	1- 2	8- 2				
7- 4	0- 0	0- 0	HOME	0- 1	1- 2	6- 1				
2- 3	0- 1	0- 0	AWAY	0- 1	0- 0	2- 1				
0- 0	0- 0	0- 0	NEUTRAL	0- 0	0- 0	0- 0				
6- 3	0- 1	0- 0	NON-CONFERENCE	0- 0	1- 1	5- 1				
5- 1	0- 0	0- 0	HOME	0- 0	1- 1	4- 0				
1- 2	0- 1	0- 0	AWAY	0- 0	0- 0	1- 1				
0- 0	0- 0	0- 0	NEUTRAL	0- 0	0- 0	0- 0				
3- 4	0- 0	0- 0	CONFERENCE	0- 2	0- 1	3- 1				
2- 3	0- 0	0- 0	HOME	0- 1	0- 1	2- 1				
1- 1	0- 0	0- 0	AWAY	0- 1	0- 0	1- 0				
0- 0	0- 0	0- 0	NEUTRAL	0- 0	0- 0	0- 0				

RPI 1-25				RPI 26-50				RPI 51-100				RPI 101+ Team's RPI: 199			
RPI	S	Opponent	Score	RPI	S	Opponent	Score	RPI	S	Opponent	Score	RPI	S	Opponent	Score
11	A	Mississippi St.	58 91					52	H	Middle Tenn.	69 77	111	H	UAB	68 74
								100	A	Rice	64 75	112	H	VCU	51 39
												125	H	Tulane	58 62
												159	A	Houston	60 75
												212	H	UTEP	72 89
												232	H	Southeastern La.	62 54
												234	A	North Texas	65 57
												251	H	Louisiana Tech	66 60
												262	H	South Alabama	62 55
												275	H	Ole Miss	59 53
												303	H	UTSA	82 65
												346	A	La.-Monroe	57 42
												351	H	Mississippi Val.	84 80
LAST 10 Division I															
		52	H	Middle Tenn.	69	77		212	H	UTEP	72	89			
		111	H	UAB	68	74		251	H	Louisiana Tech	66	60			
		100	A	Rice	64	75		159	A	Houston	60	75			
		234	A	North Texas	65	57		262	H	South Alabama	62	55			
		303	H	UTSA	82	65		125	H	Tulane	58	62			

Non-Div I Games: Faulkner 71 59 William Carey 77 47

Southern Miss.

Average RPI Win:	319	WON-LOST	WINNING	LAST 10	STRENGTH OF	OPP. STRENGTH	TEAM	ADJ.	CONF.	ADJ CONF.
Average RPI Loss:	102	RECORD	PCT. RANK	GAMES	SCHEDULE	OF SCHEDULE	RPI	RPI	RPI	RPI
DIV. I ONLY	6- 11	250	6-4	252	174	240	240	31	31	
DIV. I NON-CONF.	0- 9	338	0-2	24	23	259	259	29	29	
TOTALS	RPI 1-25	RPI 26-50	W-L RECORDS	RPI 51-100	RPI 101-150	RPI 150+				
6- 11	0- 0	0- 4	OVERALL	0- 2	0- 2	6- 3				
3- 1	0- 0	0- 0	HOME	0- 0	0- 0	3- 1				
3- 8	0- 0	0- 4	AWAY	0- 1	0- 2	3- 1				
0- 2	0- 0	0- 0	NEUTRAL	0- 1	0- 0	0- 1				
0- 9	0- 0	0- 4	NON-CONFERENCE	0- 2	0- 1	0- 2				
0- 0	0- 0	0- 0	HOME	0- 0	0- 0	0- 0				
0- 7	0- 0	0- 4	AWAY	0- 1	0- 1	0- 1				
0- 2	0- 0	0- 0	NEUTRAL	0- 1	0- 0	0- 1				
6- 2	0- 0	0- 0	CONFERENCE	0- 0	0- 1	6- 1				
3- 1	0- 0	0- 0	HOME	0- 0	0- 0	3- 1				
3- 1	0- 0	0- 0	AWAY	0- 0	0- 1	3- 0				
0- 0	0- 0	0- 0	NEUTRAL	0- 0	0- 0	0- 0				

RPI 1-25				RPI 26-50				RPI 51-100				RPI 101+				Team's RPI: 240	
RPI	S	Opponent	Score	RPI	S	Opponent	Score	RPI	S	Opponent	Score	RPI	S	Opponent	Score		
				34	A	Texas	39 93	59	A	Iowa St.	36 69	108	A	Texas Southern	56 61		
				37	A	Rutgers	58 78	85	N	Washington St.	54 69	115	A	Fordham	52 65		
				45	A	Oklahoma St.	59 72					165	H	Jackson St.	51 72		
				50	A	Nebraska	39 73					166	A	Wichita St.	63 69		
												254	N	UNC Asheville	34 53		
												278	H	Alabama A&M	55 46		
												305	A	Prairie View	68 48		
												316	A	Ark.-Pine Bluff	70 43		
												328	H	Alabama St.	69 47		
												337	H	Grambling	81 57		
												351	A	Mississippi Val.	84 54		
LAST 10 Division I																	
				278	H	Alabama A&M	55 46	337	H	Grambling	81 57						
				328	H	Alabama St.	69 47	305	A	Prairie View	68 48						
				351	A	Mississippi Val.	84 54	108	A	Texas Southern	56 61						
				316	A	Ark.-Pine Bluff	70 43	254	N	UNC Asheville	34 53						
				165	H	Jackson St.	51 72	85	N	Washington St.	54 69						

Non-Div I Games: Tougaloo 100 39 Wiley 78 55

Southern U.

Loss, Non-Conf, S Site, H Home A Away N Neutral

Southern Utah

Through Games Of Jan. 27, 2020

Average RPI Win:	258	WON-LOST	WINNING	LAST 10	STRENGTH OF	OPP. STRENGTH	TEAM	ADJ.	CONF.	ADJ CONF.
Average RPI Loss:	186	RECORD	PCT. RANK	GAMES	SCHEDULE	OF SCHEDULE	RPI	RPI	RPI	RPI
DIV. I ONLY	9- 8	161	4-6	278	263	218	218	20	20	
DIV. I NON-CONF.	6- 3	90	1-1	269	306	139	139	17	17	
TOTALS	RPI 1-25	RPI 26-50	W-L RECORDS	RPI 51-100	RPI 101-150	RPI 150+				
9- 8	0- 1	0- 0	OVERALL	0- 1	0- 1	9- 5				
8- 1	0- 0	0- 0	HOME	0- 1	0- 0	8- 0				
1- 7	0- 1	0- 0	AWAY	0- 0	0- 1	1- 5				
0- 0	0- 0	0- 0	NEUTRAL	0- 0	0- 0	0- 0				
6- 3	0- 1	0- 0	NON-CONFERENCE	0- 0	0- 0	6- 2				
5- 0	0- 0	0- 0	HOME	0- 0	0- 0	5- 0				
1- 3	0- 1	0- 0	AWAY	0- 0	0- 0	1- 2				
0- 0	0- 0	0- 0	NEUTRAL	0- 0	0- 0	0- 0				
3- 5	0- 0	0- 0	CONFERENCE	0- 1	0- 1	3- 3				
3- 1	0- 0	0- 0	HOME	0- 1	0- 0	3- 0				
0- 4	0- 0	0- 0	AWAY	0- 0	0- 1	0- 3				
0- 0	0- 0	0- 0	NEUTRAL	0- 0	0- 0	0- 0				

RPI 1-25				RPI 26-50				RPI 51-100				RPI 101+ Team's RPI: 218			
RPI	S	Opponent	Score	RPI	S	Opponent	Score	RPI	S	Opponent	Score	RPI	S	Opponent	Score
14	A	Oregon St.	45 95					97	H	Idaho	56 71	119	A	Montana St.	65 91
												186	H	Portland St.	71 58
												188	H	UNLV	72 68
												194	A	Montana	74 81
												200	A	Northern Ariz.	76 84
												236	H	Cal St. Fullerton	79 63
												253	H	Oral Roberts	72 58
												256	A	Grand Canyon	65 69
												257	H	Idaho St.	72 65
												279	H	UC Riverside	79 68
												289	A	Denver	73 81
												295	H	Eastern Wash.	71 50
												298	H	UC Irvine	82 68
												322	A	Sacramento St.	82 87
												326	A	Utah Valley	71 58
LAST 10 Division I															
97	H	Idaho	56 71	119	A	Montana St.	65 91								
295	H	Eastern Wash.	71 50	194	A	Montana	74 81								
322	A	Sacramento St.	82 87	186	H	Portland St.	71 58								
200	A	Northern Ariz.	76 84	279	H	UC Riverside	79 68								
257	H	Idaho St.	72 65	289	A	Denver	73 81								

Non-Div I Games:

Southern Utah

■ Loss,
 ■ Non-Conf,
 ■ S Site,
 ■ H Home
 ■ A Away
 N Neutral

Average RPI Win:	204	WON-LOST	WINNING	LAST 10	STRENGTH OF	OPP. STRENGTH	TEAM	ADJ.	CONF.	ADJ CONF.
Average RPI Loss:	149	RECORD	PCT. RANK	GAMES	SCHEDULE	OF SCHEDULE	RPI	RPI	RPI	RPI
DIV. I ONLY	5- 15	294	3-7	131	190	284	284	12	12	
DIV. I NON-CONF.	3- 10	282	1-2	134	263	289	289	12	12	
TOTALS	RPI 1-25	RPI 26-50	W-L RECORDS	RPI 51-100	RPI 101-150	RPI 150+				
5- 15	0- 0	0- 1	OVERALL	0- 3	1- 4	4- 7				
4- 7	0- 0	0- 1	HOME	0- 1	0- 2	4- 3				
0- 7	0- 0	0- 0	AWAY	0- 2	0- 2	0- 3				
1- 1	0- 0	0- 0	NEUTRAL	0- 0	1- 0	0- 1				
3- 10	0- 0	0- 1	NON-CONFERENCE	0- 2	1- 2	2- 5				
2- 5	0- 0	0- 1	HOME	0- 1	0- 1	2- 2				
0- 4	0- 0	0- 0	AWAY	0- 1	0- 1	0- 2				
1- 1	0- 0	0- 0	NEUTRAL	0- 0	1- 0	0- 1				
2- 5	0- 0	0- 0	CONFERENCE	0- 1	0- 2	2- 2				
2- 2	0- 0	0- 0	HOME	0- 0	0- 1	2- 1				
0- 3	0- 0	0- 0	AWAY	0- 1	0- 1	0- 1				
0- 0	0- 0	0- 0	NEUTRAL	0- 0	0- 0	0- 0				

RPI	S	Opponent	Score	RPI	S	Opponent	Score	RPI	S	Opponent	Score	RPI	S	Opponent	Score	Team's RPI: 284
44	H	St. John's (NY)	56 68	60	A	Bucknell	60 68	110	A	Kent St.	58 81	115	A	Fordham	53 79	
				68	H	Buffalo	36 46	131	H	Cornell	42 70	143	N	Wright St.	57 56	
				99	A	Saint Louis	51 72	147	H	Massachusetts	52 62	167	H	Rhode Island	64 59	
								176	N	Saint Mary's (CA)	57 72	180	A	Binghamton	67 78	
								183	H	Saint Joseph's	60 61	195	H	Akron	54 63	
								196	H	Cleveland St.	62 65	197	A	La Salle	61 67	
								214	H	George Mason	62 47	226	H	Niagara	71 67	
								270	H	Oakland	80 66	338	A	Canisius	82 84	
LAST 10 Division I																
167	H	Rhode Island	64 59	147	H	Massachusetts	52 62									
183	H	Saint Joseph's	60 61	115	A	Fordham	53 79									
197	A	La Salle	61 67	131	H	Cornell	42 70									
99	A	Saint Louis	51 72	176	N	Saint Mary's (CA)	57 72									
214	H	George Mason	62 47	143	N	Wright St.	57 56									

Non-Div I Games:

St. Bonaventure

St. Francis Brooklyn

Through Games Of Jan. 27, 2020

Average RPI Win:	307	WON-LOST	WINNING	LAST 10	STRENGTH OF	OPP. STRENGTH	TEAM	ADJ.	CONF.	ADJ CONF.
Average RPI Loss:	183	RECORD	PCT. RANK	GAMES	SCHEDULE	OF SCHEDULE	RPI	RPI	RPI	RPI
DIV. I ONLY	4- 14	302	1-9	249	313	311	311	29	29	
DIV. I NON-CONF.	3- 7	252	0-2	181	258	255	255	30	30	
TOTALS	RPI 1-25	RPI 26-50	W-L RECORDS	RPI 51-100	RPI 101-150	RPI 150+				
4- 14	0- 1	0- 1	OVERALL	0- 2	0- 3	4- 7				
3- 4	0- 0	0- 0	HOME	0- 1	0- 1	3- 2				
1- 8	0- 1	0- 1	AWAY	0- 1	0- 1	1- 4				
0- 2	0- 0	0- 0	NEUTRAL	0- 0	0- 1	0- 1				
3- 7	0- 1	0- 1	NON-CONFERENCE	0- 2	0- 1	3- 2				
2- 1	0- 0	0- 0	HOME	0- 1	0- 0	2- 0				
1- 4	0- 1	0- 1	AWAY	0- 1	0- 0	1- 1				
0- 2	0- 0	0- 0	NEUTRAL	0- 0	0- 1	0- 1				
1- 7	0- 0	0- 0	CONFERENCE	0- 0	0- 2	1- 5				
1- 3	0- 0	0- 0	HOME	0- 0	0- 1	1- 2				
0- 4	0- 0	0- 0	AWAY	0- 0	0- 1	0- 3				
0- 0	0- 0	0- 0	NEUTRAL	0- 0	0- 0	0- 0				

RPI 1-25				RPI 26-50				RPI 51-100				RPI 101+ Team's RPI: 311			
RPI	S	Opponent	Score	RPI	S	Opponent	Score	RPI	S	Opponent	Score	RPI	S	Opponent	Score
22	A	Princeton	44 76	39	A	Marquette	71 92	92	A	Boston College	69 106	105	N	Pacific	62 71
								94	H	Stony Brook	73 86	130	A	Robert Morris	44 69
												130	H	Robert Morris	59 70
												235	A	Mt. St. Mary's	60 69
												246	A	Saint Francis (PA)	72 82
												246	H	Saint Francis (PA)	59 67
												273	A	Wagner	66 74
												274	H	Loyola Maryland	89 78
												290	N	Ga. Southern	47 78
												293	H	Army West Point	70 64
												314	A	Albany (NY)	49 41
												330	A	NJIT	69 88
												332	H	Fairleigh Dickinson	57 62
												347	H	LIU Brooklyn	88 63
LAST 10 Division I															
130	H	Robert Morris	59 70	246	A	Saint Francis (PA)	72 82								
246	H	Saint Francis (PA)	59 67	347	H	LIU Brooklyn	88 63								
235	A	Mt. St. Mary's	60 69	332	H	Fairleigh Dickinson	57 62								
273	A	Wagner	66 74	290	N	Ga. Southern	47 78								
130	A	Robert Morris	44 69	105	N	Pacific	62 71								

Non-Div I Games: East Stroudsburg 84 62

St. Francis Brooklyn

■ Loss,
 ■ Non-Conf,
 ■ S Site,
 ■ Home
 ■ A Away
 N Neutral

Average RPI Win:	159	WON-LOST	WINNING	LAST 10	STRENGTH OF	OPP. STRENGTH	TEAM	ADJ.	CONF.	ADJ CONF.
Average RPI Loss:	65	RECORD	PCT. RANK	GAMES	SCHEDULE	OF SCHEDULE	RPI	RPI	RPI	RPI
DIV. I ONLY	13- 7	93	7-3	38	81	44	44	6	6	
DIV. I NON-CONF.	7- 4	100	1-0	30	187	47	47	6	6	
TOTALS	RPI 1-25	RPI 26-50	W-L RECORDS	RPI 51-100	RPI 101-150	RPI 150+				
13- 7	0- 2	2- 2	OVERALL	3- 2	2- 0	6- 1				
8- 1	0- 0	1- 0	HOME	1- 1	2- 0	4- 0				
5- 5	0- 2	1- 2	AWAY	2- 0	0- 0	2- 1				
0- 1	0- 0	0- 0	NEUTRAL	0- 1	0- 0	0- 0				
7- 4	0- 1	1- 1	NON-CONFERENCE	1- 1	1- 0	4- 1				
5- 0	0- 0	0- 0	HOME	1- 0	1- 0	3- 0				
2- 3	0- 1	1- 1	AWAY	0- 0	0- 0	1- 1				
0- 1	0- 0	0- 0	NEUTRAL	0- 1	0- 0	0- 0				
6- 3	0- 1	1- 1	CONFERENCE	2- 1	1- 0	2- 0				
3- 1	0- 0	1- 0	HOME	0- 1	1- 0	1- 0				
3- 2	0- 1	0- 1	AWAY	2- 0	0- 0	1- 0				
0- 0	0- 0	0- 0	NEUTRAL	0- 0	0- 0	0- 0				

RPI 1-25				RPI 26-50				Team's RPI: 44	RPI 51-100				RPI 101+			
RPI	S	Opponent	Score	RPI	S	Opponent	Score		RPI	S	Opponent	Score	RPI	S	Opponent	Score
16	A	Florida St.	70 74	39	A	Marquette	85 94		61	N	IUPUI	78 85	133	H	Providence	64 58
18	A	DePaul	69 74	41	H	Creighton	63 58		67	H	Wake Forest	82 74	147	H	Massachusetts	82 71
				42	A	Yale	80 66		74	A	Seton Hall	82 66	188	A	UNLV	75 79
				46	A	James Madison	73 76		89	H	Villanova	62 67	201	H	Lafayette	76 44
									90	A	Butler	67 42	222	H	Georgetown	71 54
													225	A	Xavier	75 67
													248	H	Fairfield	71 69
													284	A	St. Bonaventure	68 56
													293	H	Army West Point	96 60
LAST 10 Division I																
				74	A	Seton Hall	82 66		89	H	Villanova	62 67				
				41	H	Creighton	63 58		222	H	Georgetown	71 54				
				133	H	Providence	64 58		90	A	Butler	67 42				
				18	A	DePaul	69 74		225	A	Xavier	75 67				
				39	A	Marquette	85 94		248	H	Fairfield	71 69				

Non-Div I Games:

St. John's (NY)

Stanford

Through Games Of Jan. 27, 2020

Average RPI Win:	117	WON-LOST	WINNING	LAST 10	STRENGTH OF	OPP. STRENGTH	TEAM	ADJ.	CONF.	ADJ CONF.
Average RPI Loss:	18	RECORD	PCT. RANK	GAMES	SCHEDULE	OF SCHEDULE	RPI	RPI	RPI	RPI
DIV. I ONLY	18- 2	11	8-2	22	6	4	4	1	1	
DIV. I NON-CONF.	11- 1	13	1-1	47	31	6	6	1	1	
TOTALS	RPI 1-25	RPI 26-50	W-L RECORDS	RPI 51-100	RPI 101-150	RPI 150+				
18- 2	4- 1	1- 1	OVERALL	4- 0	4- 0	5- 0				
12- 0	2- 0	1- 0	HOME	4- 0	2- 0	3- 0				
3- 2	1- 1	0- 1	AWAY	0- 0	1- 0	1- 0				
3- 0	1- 0	0- 0	NEUTRAL	0- 0	1- 0	1- 0				
11- 1	3- 0	0- 1	NON-CONFERENCE	2- 0	1- 0	5- 0				
7- 0	2- 0	0- 0	HOME	2- 0	0- 0	3- 0				
1- 1	0- 0	0- 1	AWAY	0- 0	0- 0	1- 0				
3- 0	1- 0	0- 0	NEUTRAL	0- 0	1- 0	1- 0				
7- 1	1- 1	1- 0	CONFERENCE	2- 0	3- 0	0- 0				
5- 0	0- 0	1- 0	HOME	2- 0	2- 0	0- 0				
2- 1	1- 1	0- 0	AWAY	0- 0	1- 0	0- 0				
0- 0	0- 0	0- 0	NEUTRAL	0- 0	0- 0	0- 0				

RPI	S	Opponent	Score	RPI	S	Opponent	Score	RPI	S	Opponent	Score	RPI	S	Opponent	Score
2	A	Oregon	55 87	34	A	Texas	64 69	51	H	Tennessee	78 51	106	H	Washington	77 56
10	H	Gonzaga	76 70	43	H	Colorado	76 68	68	H	Buffalo	88 69	114	N	Syracuse	77 59
11	N	Mississippi St.	67 62					85	H	Washington St.	77 58	126	A	California	79 65
14	A	Oregon St.	61 58					98	H	Utah	82 49	126	H	California	73 40
25	H	Ohio St.	71 52									192	H	UC Davis	67 55
												210	H	Northern Colo.	90 36
												230	A	San Francisco	97 71
												295	H	Eastern Wash.	92 27
												296	N	California Baptist	83 78
LAST 10 Division I															
98	H	Utah	82 49	126	H	California	73 40								
43	H	Colorado	76 68	106	H	Washington	77 56								
14	A	Oregon St.	61 58	85	H	Washington St.	77 58								
2	A	Oregon	55 87	192	H	UC Davis	67 55								
126	A	California	79 65	34	A	Texas	64 69								

Non-Div I Games:

Stanford

■ Loss,
 ■ Non-Conf,
 ■ S Site,
 ■ Home
 ■ Away
 N Neutral

Average RPI Win: 267	WON-LOST	WINNING	LAST 10	STRENGTH OF	OPP. STRENGTH	TEAM	ADJ.	CONF.	ADJ CONF.
Average RPI Loss: 129	RECORD	PCT. RANK	GAMES	SCHEDULE	OF SCHEDULE	RPI	RPI	RPI	RPI
DIV. I ONLY	5- 12	280	3-7	135	218	258	258	16	16
DIV. I NON-CONF.	3- 7	252	1-2	117	210	231	231	15	15
TOTALS	RPI 1-25	RPI 26-50	W-L RECORDS	RPI 51-100	RPI 101-150	RPI 150+			
5- 12	0- 1	0- 1	OVERALL	0- 2	0- 3	5- 5			
3- 5	0- 0	0- 1	HOME	0- 0	0- 2	3- 2			
2- 6	0- 1	0- 0	AWAY	0- 2	0- 1	2- 2			
0- 1	0- 0	0- 0	NEUTRAL	0- 0	0- 0	0- 1			
3- 7	0- 1	0- 0	NON-CONFERENCE	0- 2	0- 2	3- 2			
2- 2	0- 0	0- 0	HOME	0- 0	0- 1	2- 1			
1- 4	0- 1	0- 0	AWAY	0- 2	0- 1	1- 0			
0- 1	0- 0	0- 0	NEUTRAL	0- 0	0- 0	0- 1			
2- 5	0- 0	0- 1	CONFERENCE	0- 0	0- 1	2- 3			
1- 3	0- 0	0- 1	HOME	0- 0	0- 1	1- 1			
1- 2	0- 0	0- 0	AWAY	0- 0	0- 0	1- 2			
0- 0	0- 0	0- 0	NEUTRAL	0- 0	0- 0	0- 0			

RPI 1-25				RPI 26-50				RPI 51-100				RPI 101+ Team's RPI: 258			
RPI	S	Opponent	Score	RPI	S	Opponent	Score	RPI	S	Opponent	Score	RPI	S	Opponent	Score
20	A	Kentucky	48 67	31	H	FGCU	47 89	51	A	Tennessee	46 73	113	H	Liberty	48 57
								56	A	UCF	40 66	118	H	Holy Cross	63 75
												120	A	Penn	41 81
												152	H	Bethune-Cookman	55 59
												171	A	North Ala.	57 68
												204	A	Jacksonville	52 57
												211	A	Kennesaw St.	67 61
												216	H	Tulsa	66 60
												242	A	Morehead St.	58 55
												246	N	Saint Francis (PA)	73 78
												265	H	Lipscomb	59 65
												330	H	NJIT	72 49
												338	H	Canisius	68 52
LAST 10 Division I															
330	H	NJIT	72 49	265	H	Lipscomb	59 65	211	A	Kennesaw St.	67 61	118	H	Holy Cross	63 75
113	H	Liberty	48 57	152	H	Bethune-Cookman	55 59	338	H	Canisius	68 52				
171	A	North Ala.	57 68												
204	A	Jacksonville	52 57												
31	H	FGCU	47 89												

Non-Div I Games: Palm Beach Atl. 77 46 Trinity Baptist 116 40 Fla. National 80 37

Stetson

Stony Brook

Through Games Of Jan. 27, 2020

Average RPI Win:	258	WON-LOST	WINNING	LAST 10	STRENGTH OF	OPP. STRENGTH	TEAM	ADJ.	CONF.	ADJ CONF.
Average RPI Loss:	47	RECORD	PCT. RANK	GAMES	SCHEDULE	OF SCHEDULE	RPI	RPI	RPI	RPI
DIV. I ONLY	18- 1	5	10-0	334	284	94	94	28	28	
DIV. I NON-CONF.	11- 1	13	3-0	310	253	76	76	28	28	
TOTALS	RPI 1-25	RPI 26-50	W-L RECORDS	RPI 51-100	RPI 101-150	RPI 150+				
18- 1	0- 0	0- 1	OVERALL	1- 0	1- 0	16- 0				
8- 0	0- 0	0- 0	HOME	1- 0	0- 0	7- 0				
8- 1	0- 0	0- 1	AWAY	0- 0	0- 0	8- 0				
2- 0	0- 0	0- 0	NEUTRAL	0- 0	1- 0	1- 0				
11- 1	0- 0	0- 1	NON-CONFERENCE	1- 0	1- 0	9- 0				
4- 0	0- 0	0- 0	HOME	1- 0	0- 0	3- 0				
5- 1	0- 0	0- 1	AWAY	0- 0	0- 0	5- 0				
2- 0	0- 0	0- 0	NEUTRAL	0- 0	1- 0	1- 0				
7- 0	0- 0	0- 0	CONFERENCE	0- 0	0- 0	7- 0				
4- 0	0- 0	0- 0	HOME	0- 0	0- 0	4- 0				
3- 0	0- 0	0- 0	AWAY	0- 0	0- 0	3- 0				
0- 0	0- 0	0- 0	NEUTRAL	0- 0	0- 0	0- 0				

RPI 1-25			RPI 26-50			RPI 51-100			Team's RPI: 94	RPI 101+		
RPI	S	Opponent	Score	RPI	S	Opponent	Score	RPI	S	Opponent	Score	
47	A	Arkansas	58 88	60	H	Bucknell	78 73	132	N	Western Mich.	50 47	
								180	A	Binghamton	67 60	
								220	H	Manhattan	59 54	
								221	H	Iona	59 40	
								255	H	Maine	73 69	
								261	N	Morgan St.	63 56	
								266	H	Sacred Heart	54 50	
								273	A	Wagner	66 45	
								280	A	New Hampshire	53 44	
								282	H	Vermont	67 49	
								287	A	Pittsburgh	59 56	
								302	H	UMBC	57 45	
								304	A	Hofstra	81 38	
								311	A	St. Francis Brooklyn	86 73	
								314	A	Albany (NY)	73 53	
								345	H	Hartford	66 55	
								347	A	LIU Brooklyn	80 49	
LAST 10 Division I												
180	A	Binghamton	67 60	255	H	Maine	73 69					
314	A	Albany (NY)	73 53	302	H	UMBC	57 45					
345	H	Hartford	66 55	60	H	Bucknell	78 73					
280	A	New Hampshire	53 44	132	N	Western Mich.	50 47					
282	H	Vermont	67 49	261	N	Morgan St.	63 56					

Non-Div I Games: Molloy 66 49

Stony Brook

Loss, Non-Conf, S Site, H Home A Away N Neutral

Average RPI Win:	190	WON-LOST	WINNING	LAST 10	STRENGTH OF	OPP. STRENGTH	TEAM	ADJ.	CONF.	ADJ CONF.
Average RPI Loss:	46	RECORD	PCT. RANK	GAMES	SCHEDULE	OF SCHEDULE	RPI	RPI	RPI	RPI
DIV. I ONLY	9- 10	191	4-6	54	14	114	114	5	5	
DIV. I NON-CONF.	6- 5	151	1-1	70	50	115	115	3	3	
TOTALS	RPI 1-25	RPI 26-50	W-L RECORDS	RPI 51-100	RPI 101-150	RPI 150+				
9- 10	1- 3	0- 3	OVERALL	2- 3	1- 1	5- 0				
6- 3	1- 1	0- 1	HOME	1- 1	1- 0	3- 0				
1- 4	0- 1	0- 1	AWAY	0- 2	0- 0	1- 0				
2- 3	0- 1	0- 1	NEUTRAL	1- 0	0- 1	1- 0				
6- 5	0- 2	0- 2	NON-CONFERENCE	2- 0	0- 1	4- 0				
4- 1	0- 1	0- 0	HOME	1- 0	0- 0	3- 0				
0- 1	0- 0	0- 1	AWAY	0- 0	0- 0	0- 0				
2- 3	0- 1	0- 1	NEUTRAL	1- 0	0- 1	1- 0				
3- 5	1- 1	0- 1	CONFERENCE	0- 3	1- 0	1- 0				
2- 2	1- 0	0- 1	HOME	0- 1	1- 0	0- 0				
1- 3	0- 1	0- 0	AWAY	0- 2	0- 0	1- 0				
0- 0	0- 0	0- 0	NEUTRAL	0- 0	0- 0	0- 0				

RPI 1-25				RPI 26-50				RPI 51-100				RPI 101+ Team's RPI: 114			
RPI	S	Opponent	Score	RPI	S	Opponent	Score	RPI	S	Opponent	Score	RPI	S	Opponent	Score
2	H	Oregon	64 81	38	H	Duke	58 88	54	H	Georgia Tech	64 82	128	H	Notre Dame	74 63
3	A	Louisville	58 62	40	N	West Virginia	69 71	62	A	Miami (FL)	62 77	144	N	Green Bay	73 79
4	N	Stanford	59 77	48	A	Michigan	76 84	67	A	Wake Forest	60 65	159	N	Houston	87 62
16	H	Florida St.	90 89					77	H	Ohio	66 54	287	A	Pittsburgh	69 51
								96	N	Michigan St.	77 63	302	H	UMBC	82 48
												314	H	Albany (NY)	75 53
												327	H	UMES	65 50
LAST 10 Division I															
67	A	Wake Forest	60 65	128	H	Notre Dame	74 63								
38	H	Duke	58 88	16	H	Florida St.	90 89								
287	A	Pittsburgh	69 51	3	A	Louisville	58 62								
54	H	Georgia Tech	64 82	40	N	West Virginia	69 71								
62	A	Miami (FL)	62 77	96	N	Michigan St.	77 63								

Non-Div I Games:

Syracuse

■ Loss,
■ Non-Conf,
■ S Site,
■ H Home
■ A Away
N Neutral

Average RPI Win:	138	WON-LOST	WINNING	LAST 10	STRENGTH OF	OPP. STRENGTH	TEAM	ADJ.	CONF.	ADJ CONF.
Average RPI Loss:	57	RECORD	PCT. RANK	GAMES	SCHEDULE	OF SCHEDULE	RPI	RPI	RPI	RPI
DIV. I ONLY	14- 4	39	7-3	24	55	23	23	3	3	
DIV. I NON-CONF.	9- 2	38	2-1	123	82	32	32	4	4	
TOTALS	RPI 1-25	RPI 26-50	W-L RECORDS	RPI 51-100	RPI 101-150	RPI 150+				
14- 4	0- 2	3- 0	OVERALL	3- 1	4- 0	4- 1				
9- 2	0- 1	1- 0	HOME	2- 0	4- 0	2- 1				
5- 2	0- 1	2- 0	AWAY	1- 1	0- 0	2- 0				
0- 0	0- 0	0- 0	NEUTRAL	0- 0	0- 0	0- 0				
9- 2	0- 1	0- 0	NON-CONFERENCE	1- 1	4- 0	4- 0				
7- 0	0- 0	0- 0	HOME	1- 0	4- 0	2- 0				
2- 2	0- 1	0- 0	AWAY	0- 1	0- 0	2- 0				
0- 0	0- 0	0- 0	NEUTRAL	0- 0	0- 0	0- 0				
5- 2	0- 1	3- 0	CONFERENCE	2- 0	0- 0	0- 1				
2- 2	0- 1	1- 0	HOME	1- 0	0- 0	0- 1				
3- 0	0- 0	2- 0	AWAY	1- 0	0- 0	0- 0				
0- 0	0- 0	0- 0	NEUTRAL	0- 0	0- 0	0- 0				

RPI 1-25				RPI 26-50				RPI 51-100				RPI 101+			
RPI	S	Opponent	Score	RPI	S	Opponent	Score	RPI	S	Opponent	Score	RPI	S	Opponent	Score
9	H	Baylor	57 66	34	A	Texas	65 63	52	A	Middle Tenn.	70 82	109	H	Boise St.	77 65
17	A	Texas A&M	68 70	36	A	Oklahoma	82 63	59	A	Iowa St.	77 74	130	H	Robert Morris	66 61
				40	H	West Virginia	73 60	77	H	Ohio	79 72	131	H	Cornell	59 49
								83	H	Kansas	73 59	136	H	Auburn	80 65
												151	H	Texas Tech	76 80
												213	A	SMU	57 56
												292	H	Texas St.	79 52
												293	A	Army West Point	66 52
												294	H	Nicholls St.	72 47
LAST 10 Division I															
40	H	West Virginia	73 60	151	H	Texas Tech	76 80								
9	H	Baylor	57 66	34	A	Texas	65 63								
36	A	Oklahoma	82 63	52	A	Middle Tenn.	70 82								
59	A	Iowa St.	77 74	292	H	Texas St.	79 52								
83	H	Kansas	73 59	77	H	Ohio	79 72								

Non-Div I Games:

TCU

■ Loss,
 ■ Non-Conf, S Site,
 ■ Home
 ■ Away
 N Neutral

Average RPI Win:	157	WON-LOST	WINNING	LAST 10	STRENGTH OF	OPP. STRENGTH	TEAM	ADJ.	CONF.	ADJ CONF.
Average RPI Loss:	74	RECORD	PCT. RANK	GAMES	SCHEDULE	OF SCHEDULE	RPI	RPI	RPI	RPI
DIV. I ONLY	12- 8	116	7-3	25	86	55	55	9	9	
DIV. I NON-CONF.	8- 5	117	3-1	22	86	59	59	9	9	
TOTALS	RPI 1-25	RPI 26-50	W-L RECORDS	RPI 51-100	RPI 101-150	RPI 150+				
12- 8	0- 2	0- 2	OVERALL	3- 1	2- 1	7- 2				
7- 3	0- 2	0- 1	HOME	2- 0	2- 0	3- 0				
5- 3	0- 0	0- 0	AWAY	1- 0	0- 1	4- 2				
0- 2	0- 0	0- 1	NEUTRAL	0- 1	0- 0	0- 0				
8- 5	0- 1	0- 2	NON-CONFERENCE	2- 1	2- 0	4- 1				
5- 2	0- 1	0- 1	HOME	1- 0	2- 0	2- 0				
3- 1	0- 0	0- 0	AWAY	1- 0	0- 0	2- 1				
0- 2	0- 0	0- 1	NEUTRAL	0- 1	0- 0	0- 0				
4- 3	0- 1	0- 0	CONFERENCE	1- 0	0- 1	3- 1				
2- 1	0- 1	0- 0	HOME	1- 0	0- 0	1- 0				
2- 2	0- 0	0- 0	AWAY	0- 0	0- 1	2- 1				
0- 0	0- 0	0- 0	NEUTRAL	0- 0	0- 0	0- 0				

RPI 1-25				RPI 26-50				RPI 51-100				Team's RPI: 55	RPI 101+			
RPI	S	Opponent	Score	RPI	S	Opponent	Score	RPI	S	Opponent	Score		RPI	S	Opponent	Score
1	H	South Carolina	71 78	31	H	FGCU	67 93	57	N	North Carolina	58 71		104	A	Cincinnati	81 86
7	H	UConn	54 83	41	N	Creighton	59 69	60	A	Bucknell	72 61		107	H	Duquesne	85 72
								78	H	South Fla.	69 66		120	H	Penn	76 72
								89	H	Villanova	74 69		159	A	Houston	61 58
													166	A	Wichita St.	70 72
													177	A	Towson	74 59
													183	A	Saint Joseph's	63 67
													197	A	La Salle	72 69
													213	H	SMU	85 62
													216	A	Tulsa	74 65
													225	H	Xavier	78 65
													248	H	Fairfield	77 59
LAST 10 Division I																
104	A	Cincinnati	81 86	159	A	Houston	61 58	216	A	Tulsa	74 65					
120	H	Penn	76 72					197	A	La Salle	72 69					
166	A	Wichita St.	70 72	31	H	FGCU	67 93									
78	H	South Fla.	69 66	89	H	Villanova	74 69									
213	H	SMU	85 62													

Non-Div I Games:

Temple

Tennessee

Through Games Of Jan. 27, 2020

Average RPI Win:	200	WON-LOST	WINNING	LAST 10	STRENGTH OF	OPP. STRENGTH	TEAM	ADJ.	CONF.	ADJ CONF.
Average RPI Loss:	16	RECORD	PCT. RANK	GAMES	SCHEDULE	OF SCHEDULE	RPI	RPI	RPI	RPI
DIV. I ONLY	16- 4	31	8-2	168	64	51	51	4	4	
DIV. I NON-CONF.	10- 3	58	2-1	257	141	104	104	5	5	
TOTALS	RPI 1-25	RPI 26-50	W-L RECORDS	RPI 51-100	RPI 101-150	RPI 150+				
16- 4	1- 3	0- 1	OVERALL	2- 0	3- 0	10- 0				
11- 1	1- 0	0- 1	HOME	2- 0	1- 0	7- 0				
5- 3	0- 3	0- 0	AWAY	0- 0	2- 0	3- 0				
0- 0	0- 0	0- 0	NEUTRAL	0- 0	0- 0	0- 0				
10- 3	0- 2	0- 1	NON-CONFERENCE	0- 0	1- 0	9- 0				
7- 1	0- 0	0- 1	HOME	0- 0	0- 0	7- 0				
3- 2	0- 2	0- 0	AWAY	0- 0	1- 0	2- 0				
0- 0	0- 0	0- 0	NEUTRAL	0- 0	0- 0	0- 0				
6- 1	1- 1	0- 0	CONFERENCE	2- 0	2- 0	1- 0				
4- 0	1- 0	0- 0	HOME	2- 0	1- 0	0- 0				
2- 1	0- 1	0- 0	AWAY	0- 0	1- 0	1- 0				
0- 0	0- 0	0- 0	NEUTRAL	0- 0	0- 0	0- 0				

RPI	S	Opponent	Score	RPI	S	Opponent	Score	RPI	S	Opponent	Score	RPI	S	Opponent	Score
4	A	Stanford	51 78	34	H	Texas	60 66	63	H	Alabama	65 63	127	A	Florida	78 50
7	A	UConn	45 60					73	H	Georgia	73 56	128	A	Notre Dame	74 63
20	A	Kentucky	76 80									145	H	Missouri	77 66
24	H	LSU	63 58									186	A	Portland St.	88 61
												206	H	Central Ark.	63 36
												238	H	Howard	88 38
												239	A	ETSU	72 68
												258	H	Stetson	73 46
												260	H	Colorado St.	79 41
												275	A	Ole Miss	84 28
												315	H	Air Force	81 54
												316	H	Ark.-Pine Bluff	92 51
												340	H	Tennessee St.	73 43
LAST 10 Division I															
24	H	LSU	63 58	275	A	Ole Miss	84 28								
7	A	UConn	45 60	20	A	Kentucky	76 80								
63	H	Alabama	65 63	145	H	Missouri	77 66								
127	A	Florida	78 50	238	H	Howard	88 38								
73	H	Georgia	73 56	186	A	Portland St.	88 61								

Non-Div I Games:

Tennessee

■ Loss,
■ Non-Conf,
■ S Site,
■ H Home
■ A Away
N Neutral

Tennessee St.

Through Games Of Jan. 27, 2020

Average RPI Win:	0	WON-LOST	WINNING	LAST 10	STRENGTH OF	OPP. STRENGTH	TEAM	ADJ.	CONF.	ADJ CONF.
Average RPI Loss:	192	RECORD	PCT. RANK	GAMES	SCHEDULE	OF SCHEDULE	RPI	RPI	RPI	RPI
DIV. I ONLY	0- 16	349	0-10	178	303	340	340	18	18	
DIV. I NON-CONF.	0- 8	338	0-2	80	304	318	318	24	24	
TOTALS	RPI 1-25	RPI 26-50	W-L RECORDS	RPI 51-100	RPI 101-150	RPI 150+				
0- 16	0- 0	0- 1	OVERALL	0- 3	0- 0	0- 12				
0- 9	0- 0	0- 0	HOME	0- 1	0- 0	0- 8				
0- 7	0- 0	0- 1	AWAY	0- 2	0- 0	0- 4				
0- 0	0- 0	0- 0	NEUTRAL	0- 0	0- 0	0- 0				
0- 8	0- 0	0- 1	NON-CONFERENCE	0- 2	0- 0	0- 5				
0- 5	0- 0	0- 0	HOME	0- 1	0- 0	0- 4				
0- 3	0- 0	0- 1	AWAY	0- 1	0- 0	0- 1				
0- 0	0- 0	0- 0	NEUTRAL	0- 0	0- 0	0- 0				
0- 8	0- 0	0- 0	CONFERENCE	0- 1	0- 0	0- 7				
0- 4	0- 0	0- 0	HOME	0- 0	0- 0	0- 4				
0- 4	0- 0	0- 0	AWAY	0- 1	0- 0	0- 3				
0- 0	0- 0	0- 0	NEUTRAL	0- 0	0- 0	0- 0				

RPI	S	Opponent	Score	RPI	S	Opponent	Score	RPI	S	Opponent	Score	RPI	S	Opponent	Score	Team's RPI: 340
33	A	Arizona	42	77	51	A	Tennessee	43	73	154	A	Southeast Mo. St.	54	83		
					84	H	Vanderbilt	55	106	161	H	Columbia	65	75		
					86	A	UT Martin	71	88	171	H	North Ala.	63	88		
										175	A	Austin Peay	58	76		
										223	A	Murray St.	62	100		
										242	H	Morehead St.	47	84		
										243	H	Eastern Ill.	52	73		
										262	A	South Alabama	48	70		
										265	H	Lipscomb	64	74		
										277	H	Eastern Ky.	55	61		
										318	H	Alcorn	57	62		
										320	H	SIUE	63	76		
LAST 10 Division I																
223	A	Murray St.	62	100	86	A	UT Martin	71	88							
175	A	Austin Peay	58	76	320	H	SIUE	63	76							
277	H	Eastern Ky.	55	61	243	H	Eastern Ill.	52	73							
242	H	Morehead St.	47	84	161	H	Columbia	65	75							
154	A	Southeast Mo. St.	54	83	33	A	Arizona	42	77							

Non-Div I Games: Wilberforce 83 65 Fisk 91 50

Tennessee St.

■ Loss,
 ■ Non-Conf,
 ■ S Site,
 ■ H Home
 ■ A Away
 N Neutral

Tennessee Tech

Through Games Of Jan. 27, 2020

Average RPI Win:	263	WON-LOST	WINNING	LAST 10	STRENGTH OF	OPP. STRENGTH	TEAM	ADJ.	CONF.	ADJ CONF.
Average RPI Loss:	107	RECORD	PCT. RANK	GAMES	SCHEDULE	OF SCHEDULE	RPI	RPI	RPI	RPI
DIV. I ONLY	13- 4	42	10-0	339	184	139	139	18	18	
DIV. I NON-CONF.	5- 4	140	2-0	344	81	234	234	24	24	
TOTALS	RPI 1-25	RPI 26-50	W-L RECORDS	RPI 51-100	RPI 101-150	RPI 150+				
13- 4	0- 0	0- 0	OVERALL	0- 3	0- 0	13- 1				
6- 0	0- 0	0- 0	HOME	0- 0	0- 0	6- 0				
6- 3	0- 0	0- 0	AWAY	0- 3	0- 0	6- 0				
1- 1	0- 0	0- 0	NEUTRAL	0- 0	0- 0	1- 1				
5- 4	0- 0	0- 0	NON-CONFERENCE	0- 3	0- 0	5- 1				
2- 0	0- 0	0- 0	HOME	0- 0	0- 0	2- 0				
2- 3	0- 0	0- 0	AWAY	0- 3	0- 0	2- 0				
1- 1	0- 0	0- 0	NEUTRAL	0- 0	0- 0	1- 1				
8- 0	0- 0	0- 0	CONFERENCE	0- 0	0- 0	8- 0				
4- 0	0- 0	0- 0	HOME	0- 0	0- 0	4- 0				
4- 0	0- 0	0- 0	AWAY	0- 0	0- 0	4- 0				
0- 0	0- 0	0- 0	NEUTRAL	0- 0	0- 0	0- 0				

RPI 1-25			RPI 26-50			RPI 51-100			RPI 101+			Team's RPI: 139
RPI	S	Opponent	Score	RPI	S	Opponent	Score	RPI	S	Opponent	Score	
						52	A Middle Tenn.	58	64	164	A Samford	72 57
						84	A Vanderbilt	61	75	175	H Austin Peay	58 49
						88	A Southern Ill.	65	76	203	N Northern Ill.	74 82
										223	H Murray St.	77 72
										242	A Morehead St.	75 55
										242	H Morehead St.	82 75
										243	A Eastern Ill.	75 62
										265	H Lipscomb	78 58
										277	A Eastern Ky.	60 42
										277	H Eastern Ky.	87 82
										312	N Detroit Mercy	69 47
										320	A SIUE	65 50
										335	A Western Caro.	62 58
										346	H La.-Monroe	75 68
LAST 10 Division I												
						277	H Eastern Ky.	87	82	175	H Austin Peay	58 49
						242	H Morehead St.	82	75	242	A Morehead St.	75 55
						243	A Eastern Ill.	75	62	277	A Eastern Ky.	60 42
						320	A SIUE	65	50	265	H Lipscomb	78 58
						223	H Murray St.	77	72	335	A Western Caro.	62 58

Non-Div I Games: Tenn. Wesleyan 94 45 Cumberland (TN) 88 51

Tennessee Tech

Loss, Non-Conf, S Site, H Home A Away N Neutral

Average RPI Win:	160	WON-LOST	WINNING	LAST 10	STRENGTH OF	OPP. STRENGTH	TEAM	ADJ.	CONF.	ADJ CONF.
Average RPI Loss:	63	RECORD	PCT. RANK	GAMES	SCHEDULE	OF SCHEDULE	RPI	RPI	RPI	RPI
DIV. I ONLY	13- 6	66	8-2	20	91	34	34	3	3	
DIV. I NON-CONF.	8- 4	90	3-0	71	173	75	75	4	4	
TOTALS	RPI 1-25	RPI 26-50	W-L RECORDS	RPI 51-100	RPI 101-150	RPI 150+				
13- 6	1- 2	1- 2	OVERALL	4- 1	0- 0	7- 1				
8- 2	1- 1	0- 1	HOME	2- 0	0- 0	5- 0				
4- 3	0- 0	1- 1	AWAY	2- 1	0- 0	1- 1				
1- 1	0- 1	0- 0	NEUTRAL	0- 0	0- 0	1- 0				
8- 4	1- 1	0- 1	NON-CONFERENCE	2- 1	0- 0	5- 1				
6- 1	1- 0	0- 1	HOME	1- 0	0- 0	4- 0				
1- 2	0- 0	0- 0	AWAY	1- 1	0- 0	0- 1				
1- 1	0- 1	0- 0	NEUTRAL	0- 0	0- 0	1- 0				
5- 2	0- 1	1- 1	CONFERENCE	2- 0	0- 0	2- 0				
2- 1	0- 1	0- 0	HOME	1- 0	0- 0	1- 0				
3- 1	0- 0	1- 1	AWAY	1- 0	0- 0	1- 0				
0- 0	0- 0	0- 0	NEUTRAL	0- 0	0- 0	0- 0				

RPI 1-25				RPI 26-50				Team's RPI: 34	RPI 51-100				RPI 101+			
RPI	S	Opponent	Score	RPI	S	Opponent	Score		RPI	S	Opponent	Score	RPI	S	Opponent	Score
4	H	Stanford	69 64	33	H	Arizona	58 83		51	A	Tennessee	66 60	151	H	Texas Tech	92 66
19	N	NC State	73 84	40	A	West Virginia	63 68		59	A	Iowa St.	81 75	170	A	Kansas St.	71 63
23	H	TCU	63 65	45	A	Oklahoma St.	61 56		77	H	Ohio	73 60	185	A	Hawaii	60 73
									78	A	South Fla.	57 64	234	N	North Texas	63 57
									83	H	Kansas	85 77	240	H	Southern U.	93 39
													303	H	UTSA	84 53
													321	H	UTRGV	85 69
													343	H	Northwestern St.	91 49
LAST 10 Division I																
				45	A	Oklahoma St.	61 56		59	A	Iowa St.	81 75				
				83	H	Kansas	85 77		23	H	TCU	63 65				
				170	A	Kansas St.	71 63		343	H	Northwestern St.	91 49				
				151	H	Texas Tech	92 66		4	H	Stanford	69 64				
				40	A	West Virginia	63 68		77	H	Ohio	73 60				

Non-Div I Games:

Texas

Average RPI Win: 125		WON-LOST	WINNING	LAST 10	STRENGTH OF	OPP. STRENGTH	TEAM	ADJ.	CONF.	ADJ CONF.
Average RPI Loss: 20		RECORD	PCT. RANK	GAMES	SCHEDULE	OF SCHEDULE	RPI	RPI	RPI	RPI
DIV. I ONLY		17- 3	18	8-2	26	18	17	17	4	4
DIV. I NON-CONF.		12- 1	9	3-0	37	20	7	7	5	5
TOTALS		RPI 1-25	RPI 26-50		W-L RECORDS		RPI 51-100	RPI 101-150	RPI 150+	
17- 3	1- 3	3- 0		OVERALL		4- 0	4- 0	5- 0		
11- 1	1- 1	2- 0		HOME		0- 0	3- 0	5- 0		
4- 1	0- 1	1- 0		AWAY		3- 0	0- 0	0- 0		
2- 1	0- 1	0- 0		NEUTRAL		1- 0	1- 0	0- 0		
12- 1	1- 1	2- 0		NON-CONFERENCE		3- 0	2- 0	4- 0		
8- 0	1- 0	2- 0		HOME		0- 0	1- 0	4- 0		
2- 0	0- 0	0- 0		AWAY		2- 0	0- 0	0- 0		
2- 1	0- 1	0- 0		NEUTRAL		1- 0	1- 0	0- 0		
5- 2	0- 2	1- 0		CONFERENCE		1- 0	2- 0	1- 0		
3- 1	0- 1	0- 0		HOME		0- 0	2- 0	1- 0		
2- 1	0- 1	1- 0		AWAY		1- 0	0- 0	0- 0		
0- 0	0- 0	0- 0		NEUTRAL		0- 0	0- 0	0- 0		

RPI S	Opponent	Score	RPI S	Opponent	Score	RPI S	Opponent	Score	RPI S	Opponent	Score
16 N	Florida St.	58 80	38 H	Duke	79 58	54 N	Georgia Tech	60 48	119 N	Montana St.	78 67
20 A	Kentucky	54 76	45 H	Oklahoma St.	74 62	63 A	Alabama	79 74	127 H	Florida	69 42
23 H	TCU	70 68	47 A	Arkansas	84 77	75 A	Southern California	74 64	140 H	A&M-Corpus Christi	85 48
24 H	LSU	54 57				100 A	Rice	62 61	145 H	Missouri	72 53
									159 H	Houston	72 43
									198 H	Little Rock	78 35
									206 H	Central Ark.	76 46
									275 H	Ole Miss	79 35
									305 H	Prairie View	80 38
LAST 10 Division I											
145 H	Missouri	72 53	275 H	Ole Miss	79 35						
63 A	Alabama	79 74	47 A	Arkansas	84 77						
127 H	Florida	69 42	140 H	A&M-Corpus Christi	85 48						
20 A	Kentucky	54 76	119 N	Montana St.	78 67						
24 H	LSU	54 57	54 N	Georgia Tech	60 48						

Non-Div I Games:

Texas A&M

Texas Southern

Through Games Of Jan. 27, 2020

Average RPI Win:	245	WON-LOST	WINNING	LAST 10	STRENGTH OF	OPP. STRENGTH	TEAM	ADJ.	CONF.	ADJ CONF.
Average RPI Loss:	70	RECORD	PCT. RANK	GAMES	SCHEDULE	OF SCHEDULE	RPI	RPI	RPI	RPI
DIV. I ONLY	11- 7	107	8-2	188	162	108	108	31	31	
DIV. I NON-CONF.	5- 6	187	2-1	13	28	45	45	29	29	
TOTALS	RPI 1-25	RPI 26-50	W-L RECORDS	RPI 51-100	RPI 101-150	RPI 150+				
11- 7	0- 2	0- 1	OVERALL	1- 2	2- 1	8- 1				
6- 0	0- 0	0- 0	HOME	1- 0	0- 0	5- 0				
5- 5	0- 2	0- 1	AWAY	0- 1	2- 0	3- 1				
0- 2	0- 0	0- 0	NEUTRAL	0- 1	0- 1	0- 0				
5- 6	0- 2	0- 1	NON-CONFERENCE	1- 2	2- 1	2- 0				
1- 0	0- 0	0- 0	HOME	1- 0	0- 0	0- 0				
4- 4	0- 2	0- 1	AWAY	0- 1	2- 0	2- 0				
0- 2	0- 0	0- 0	NEUTRAL	0- 1	0- 1	0- 0				
6- 1	0- 0	0- 0	CONFERENCE	0- 0	0- 0	6- 1				
5- 0	0- 0	0- 0	HOME	0- 0	0- 0	5- 0				
1- 1	0- 0	0- 0	AWAY	0- 0	0- 0	1- 1				
0- 0	0- 0	0- 0	NEUTRAL	0- 0	0- 0	0- 0				

RPI 1-25				RPI 26-50				RPI 51-100				RPI 101+ Team's RPI: 108			
RPI	S	Opponent	Score	RPI	S	Opponent	Score	RPI	S	Opponent	Score	RPI	S	Opponent	Score
2	A	Oregon	63 99	43	A	Colorado	50 74	59	A	Iowa St.	59 79	101	A	UT Arlington	74 63
10	A	Gonzaga	45 80					98	N	Utah	52 61	111	N	UAB	68 84
								100	H	Rice	63 56	125	A	Tulane	72 62
												165	A	Jackson St.	79 81
												185	A	Hawaii	74 57
												240	H	Southern U.	61 56
												305	H	Prairie View	88 65
												316	H	Ark.-Pine Bluff	78 77
												318	H	Alcorn	105 70
												321	A	UTRGV	71 44
												337	A	Grambling	89 85
												351	H	Mississippi Val.	88 58
LAST 10 Division I															
				316	H	Ark.-Pine Bluff	78 77	318	H	Alcorn	105 70				
				351	H	Mississippi Val.	88 58	240	H	Southern U.	61 56				
				337	A	Grambling	89 85	101	A	UT Arlington	74 63				
				165	A	Jackson St.	79 81	111	N	UAB	68 84				
				305	H	Prairie View	88 65	125	A	Tulane	72 62				

Non-Div I Games:

Texas Southern

■ Loss,
 ■ Non-Conf, S Site,
 ■ Home
 ■ Away
 N Neutral

Average RPI Win: 214	WON-LOST	WINNING	LAST 10	STRENGTH OF	OPP. STRENGTH	TEAM	ADJ.	CONF.	ADJ CONF.
Average RPI Loss: 186	RECORD	PCT. RANK	GAMES	SCHEDULE	OF SCHEDULE	RPI	RPI	RPI	RPI
DIV. I ONLY	5- 12	280	1-9	208	275	292	292	22	22
DIV. I NON-CONF.	5- 4	140	1-1	196	260	133	133	21	21
TOTALS	RPI 1-25	RPI 26-50	W-L RECORDS	RPI 51-100	RPI 101-150	RPI 150+			
5- 12	0- 1	0- 0	OVERALL	0- 2	2- 2	3- 7			
4- 4	0- 0	0- 0	HOME	0- 0	2- 1	2- 3			
1- 8	0- 1	0- 0	AWAY	0- 2	0- 1	1- 4			
0- 0	0- 0	0- 0	NEUTRAL	0- 0	0- 0	0- 0			
5- 4	0- 1	0- 0	NON-CONFERENCE	0- 1	2- 0	3- 2			
4- 0	0- 0	0- 0	HOME	0- 0	2- 0	2- 0			
1- 4	0- 1	0- 0	AWAY	0- 1	0- 0	1- 2			
0- 0	0- 0	0- 0	NEUTRAL	0- 0	0- 0	0- 0			
0- 8	0- 0	0- 0	CONFERENCE	0- 1	0- 2	0- 5			
0- 4	0- 0	0- 0	HOME	0- 0	0- 1	0- 3			
0- 4	0- 0	0- 0	AWAY	0- 1	0- 1	0- 2			
0- 0	0- 0	0- 0	NEUTRAL	0- 0	0- 0	0- 0			

RPI 1-25				RPI 26-50				RPI 51-100				RPI 101+ Team's RPI: 292			
RPI	S	Opponent	Score	RPI	S	Opponent	Score	RPI	S	Opponent	Score	RPI	S	Opponent	Score
23	A	TCU	52 79					64	A	Troy	50 84	122	A	Coastal Caro.	67 75
								83	A	Kansas	48 68	129	H	Louisiana	67 73
												140	H	A&M-Corpus Christi	57 48
												149	H	New Orleans	51 49
												158	A	Dartmouth	61 51
												198	H	Little Rock	66 78
												209	H	Arkansas St.	53 56
												253	A	Oral Roberts	57 63
												261	A	Morgan St.	62 72
												262	A	South Alabama	76 78
												281	A	Appalachian St.	65 73
												303	H	UTSA	74 69
												318	H	Alcorn	67 59
												346	H	La.-Monroe	55 58
LAST 10 Division I															
262	A	South Alabama	76 78	122	A	Coastal Caro.	67 75								
64	A	Troy	50 84	209	H	Arkansas St.	53 56								
129	H	Louisiana	67 73	198	H	Little Rock	66 78								
346	H	La.-Monroe	55 58	318	H	Alcorn	67 59								
281	A	Appalachian St.	65 73	23	A	TCU	52 79								

Non-Div I Games: Texas Lutheran 72 31 Tex. Permian Basin 83 45

Texas St.

■ Loss,
 ■ Non-Conf, S Site,
 ■ Home
 ■ Away
 N Neutral

Average RPI Win:	249	WON-LOST	WINNING	LAST 10	STRENGTH OF	OPP. STRENGTH	TEAM	ADJ.	CONF.	ADJ CONF.
Average RPI Loss:	71	RECORD	PCT. RANK	GAMES	SCHEDULE	OF SCHEDULE	RPI	RPI	RPI	RPI
DIV. I ONLY	13- 5	51	5-5	283	146	151	151	3	3	
DIV. I NON-CONF.	11- 0	1	3-0	350	341	167	167	4	4	
TOTALS	RPI 1-25	RPI 26-50	W-L RECORDS	RPI 51-100	RPI 101-150	RPI 150+				
13- 5	1- 1	1- 1	OVERALL	0- 2	1- 0	10- 1				
10- 2	0- 0	1- 0	HOME	0- 1	0- 0	9- 1				
2- 3	1- 1	0- 1	AWAY	0- 1	1- 0	0- 0				
1- 0	0- 0	0- 0	NEUTRAL	0- 0	0- 0	1- 0				
11- 0	0- 0	0- 0	NON-CONFERENCE	0- 0	1- 0	10- 0				
9- 0	0- 0	0- 0	HOME	0- 0	0- 0	9- 0				
1- 0	0- 0	0- 0	AWAY	0- 0	1- 0	0- 0				
1- 0	0- 0	0- 0	NEUTRAL	0- 0	0- 0	1- 0				
2- 5	1- 1	1- 1	CONFERENCE	0- 2	0- 0	0- 1				
1- 2	0- 0	1- 0	HOME	0- 1	0- 0	0- 1				
1- 3	1- 1	0- 1	AWAY	0- 1	0- 0	0- 0				
0- 0	0- 0	0- 0	NEUTRAL	0- 0	0- 0	0- 0				

RPI 1-25				RPI 26-50				RPI 51-100				RPI 101+ Team's RPI: 151			
RPI	S	Opponent	Score	RPI	S	Opponent	Score	RPI	S	Opponent	Score	RPI	S	Opponent	Score
9	A	Baylor	79 87	34	A	Texas	66 92	59	H	Iowa St.	66 96	146	A	San Diego	64 60
23	A	TCU	80 76	36	H	Oklahoma	89 84	83	A	Kansas	50 67	162	H	Sam Houston St.	99 57
												170	H	Kansas St.	72 76
												275	H	Ole Miss	84 48
												303	H	UTSA	115 58
												305	H	Prairie View	82 48
												307	N	Purdue Fort Wayne	82 48
												316	H	Ark.-Pine Bluff	81 55
												329	H	Houston Baptist	59 51
												343	H	Northwestern St.	79 49
												346	H	La.-Monroe	83 38
												350	H	Florida A&M	98 60
LAST 10 Division I															
9	A	Baylor	79 87	23	A	TCU	80 76								
36	H	Oklahoma	89 84	59	H	Iowa St.	66 96								
83	A	Kansas	50 67	303	H	UTSA	115 58								
34	A	Texas	66 92	346	H	La.-Monroe	83 38								
170	H	Kansas St.	72 76	316	H	Ark.-Pine Bluff	81 55								

Non-Div I Games:

Texas Tech

■ Loss,
 ■ Non-Conf, S Site,
 ■ Home
 ■ Away
 N Neutral

Average RPI Win:	200	WON-LOST	WINNING	LAST 10	STRENGTH OF	OPP. STRENGTH	TEAM	ADJ.	CONF.	ADJ CONF.
Average RPI Loss:	107	RECORD	PCT. RANK	GAMES	SCHEDULE	OF SCHEDULE	RPI	RPI	RPI	RPI
DIV. I ONLY	9- 8	161	7-3	163	125	155	155	10	10	
DIV. I NON-CONF.	5- 6	187	3-1	221	190	213	213	10	10	
TOTALS	RPI 1-25	RPI 26-50	W-L RECORDS	RPI 51-100	RPI 101-150	RPI 150+				
9- 8	0- 1	0- 0	OVERALL	2- 2	1- 3	6- 2				
5- 3	0- 0	0- 0	HOME	2- 1	0- 0	3- 2				
3- 4	0- 1	0- 0	AWAY	0- 0	0- 3	3- 0				
1- 1	0- 0	0- 0	NEUTRAL	0- 1	1- 0	0- 0				
5- 6	0- 0	0- 0	NON-CONFERENCE	1- 2	1- 2	3- 2				
2- 3	0- 0	0- 0	HOME	1- 1	0- 0	1- 2				
2- 2	0- 0	0- 0	AWAY	0- 0	0- 2	2- 0				
1- 1	0- 0	0- 0	NEUTRAL	0- 1	1- 0	0- 0				
4- 2	0- 1	0- 0	CONFERENCE	1- 0	0- 1	3- 0				
3- 0	0- 0	0- 0	HOME	1- 0	0- 0	2- 0				
1- 2	0- 1	0- 0	AWAY	0- 0	0- 1	1- 0				
0- 0	0- 0	0- 0	NEUTRAL	0- 0	0- 0	0- 0				

RPI 1-25				RPI 26-50				RPI 51-100				RPI 101+ Team's RPI: 155			
RPI	S	Opponent	Score	RPI	S	Opponent	Score	RPI	S	Opponent	Score	RPI	S	Opponent	Score
21	A	Central Mich.	66 73					64	N	Troy	64 71	105	N	Pacific	66 65
								66	H	Belmont	53 48	107	A	Duquesne	74 79
								68	H	Buffalo	71 59	128	A	Notre Dame	51 54
								79	H	Dayton	42 60	132	A	Western Mich.	72 84
												160	H	Memphis	76 83
												163	H	Valparaiso	54 61
												191	H	Bowling Green	79 72
												195	H	Akron	65 61
												203	A	Northern Ill.	63 51
												312	A	Detroit Mercy	82 64
												323	A	Georgia St.	74 48
												338	H	Canisius	83 65
LAST 10 Division I															
21	A	Central Mich.	66 73	132	A	Western Mich.	72 84								
191	H	Bowling Green	79 72	338	H	Canisius	83 65								
195	H	Akron	65 61	105	N	Pacific	66 65								
203	A	Northern Ill.	63 51	64	N	Troy	64 71								
68	H	Buffalo	71 59	312	A	Detroit Mercy	82 64								

Non-Div I Games:

Toledo

Average RPI Win:	208	WON-LOST	WINNING	LAST 10	STRENGTH OF	OPP. STRENGTH	TEAM	ADJ.	CONF.	ADJ CONF.
Average RPI Loss:	126	RECORD	PCT. RANK	GAMES	SCHEDULE	OF SCHEDULE	RPI	RPI	RPI	RPI
DIV. I ONLY	9- 8	161	6-4	175	99	177	177	14	14	
DIV. I NON-CONF.	4- 6	212	1-2	184	38	228	228	14	14	
TOTALS	RPI 1-25	RPI 26-50	W-L RECORDS	RPI 51-100	RPI 101-150	RPI 150+				
9- 8	0- 1	1- 1	OVERALL	0- 1	1- 1	7- 4				
6- 4	0- 0	1- 0	HOME	0- 1	1- 0	4- 3				
2- 3	0- 0	0- 1	AWAY	0- 0	0- 1	2- 1				
1- 1	0- 1	0- 0	NEUTRAL	0- 0	0- 0	1- 0				
4- 6	0- 1	0- 1	NON-CONFERENCE	0- 1	0- 1	4- 2				
3- 2	0- 0	0- 0	HOME	0- 1	0- 0	3- 1				
0- 3	0- 0	0- 1	AWAY	0- 0	0- 1	0- 1				
1- 1	0- 1	0- 0	NEUTRAL	0- 0	0- 0	1- 0				
5- 2	0- 0	1- 0	CONFERENCE	0- 0	1- 0	3- 2				
3- 2	0- 0	1- 0	HOME	0- 0	1- 0	1- 2				
2- 0	0- 0	0- 0	AWAY	0- 0	0- 0	2- 0				
0- 0	0- 0	0- 0	NEUTRAL	0- 0	0- 0	0- 0				

RPI	S	Opponent	Score	RPI	S	Opponent	Score	RPI	S	Opponent	Score	RPI	S	Opponent	Score	Team's RPI: 177
5	N	Iowa	72 100	37	A	Rutgers	53 67	55	H	Temple	59 74	135	H	Northeastern	81 68	
				46	H	James Madison	76 75					146	A	San Diego	67 81	
												153	H	Elon	61 74	
												157	H	William & Mary	75 83	
												187	H	Penn St.	67 73	
												190	H	American	63 60	
												221	N	Iona	75 58	
												235	H	Mt. St. Mary's	73 57	
												241	A	Col. of Charleston	79 62	
												244	H	Marshall	59 56	
												252	A	UNCW	62 41	
												267	A	San Diego St.	72 80	
												304	H	Hofstra	84 71	
LAST 10 Division I																
304	H	Hofstra	84 71	157	H	William & Mary	75 83									
135	H	Northeastern	81 68	153	H	Elon	61 74									
252	A	UNCW	62 41	244	H	Marshall	59 56									
241	A	Col. of Charleston	79 62	37	A	Rutgers	53 67									
46	H	James Madison	76 75	55	H	Temple	59 74									

Non-Div I Games: Chestnut Hill 86 49

Towson

Loss, Non-Conf, S Site, H Home A Away N Neutral

Average RPI Win:	223	WON-LOST	WINNING	LAST 10	STRENGTH OF	OPP. STRENGTH	TEAM	ADJ.	CONF.	ADJ CONF.
Average RPI Loss:	59	RECORD	PCT. RANK	GAMES	SCHEDULE	OF SCHEDULE	RPI	RPI	RPI	RPI
DIV. I ONLY	14- 3	28	9-1	219	182	64	64	22	22	
DIV. I NON-CONF.	7- 2	54	2-0	151	79	40	40	21	21	
TOTALS	RPI 1-25	RPI 26-50	W-L RECORDS	RPI 51-100	RPI 101-150	RPI 150+				
14- 3	0- 1	0- 1	OVERALL	0- 0	3- 1	11- 0				
6- 1	0- 0	0- 0	HOME	0- 0	2- 1	4- 0				
6- 2	0- 1	0- 1	AWAY	0- 0	0- 0	6- 0				
2- 0	0- 0	0- 0	NEUTRAL	0- 0	1- 0	1- 0				
7- 2	0- 1	0- 1	NON-CONFERENCE	0- 0	1- 0	6- 0				
2- 0	0- 0	0- 0	HOME	0- 0	0- 0	2- 0				
3- 2	0- 1	0- 1	AWAY	0- 0	0- 0	3- 0				
2- 0	0- 0	0- 0	NEUTRAL	0- 0	1- 0	1- 0				
7- 1	0- 0	0- 0	CONFERENCE	0- 0	2- 1	5- 0				
4- 1	0- 0	0- 0	HOME	0- 0	2- 1	2- 0				
3- 0	0- 0	0- 0	AWAY	0- 0	0- 0	3- 0				
0- 0	0- 0	0- 0	NEUTRAL	0- 0	0- 0	0- 0				

RPI 1-25				RPI 26-50				RPI 51-100				RPI 101+ Team's RPI: 64			
RPI	S	Opponent	Score	RPI	S	Opponent	Score	RPI	S	Opponent	Score	RPI	S	Opponent	Score
11	A	Mississippi St.	82 122	38	A	Duke	85 99					101	H	UT Arlington	85 69
												110	N	Kent St.	71 64
												122	H	Coastal Caro.	84 77
												129	H	Louisiana	73 79
												152	A	Bethune-Cookman	68 62
												155	N	Toledo	71 64
												164	A	Samford	74 65
												233	A	Chattanooga	90 51
												239	H	ETSU	79 61
												281	H	Appalachian St.	84 55
												290	A	Ga. Southern	79 69
												292	H	Texas St.	84 50
												309	H	Jacksonville St.	94 64
												323	A	Georgia St.	71 57
												346	A	La.-Monroe	72 65
LAST 10 Division I															
				101	H	UT Arlington	85 69					346	A	La.-Monroe	72 65
				292	H	Texas St.	84 50					281	H	Appalachian St.	84 55
				323	A	Georgia St.	71 57					122	H	Coastal Caro.	84 77
				290	A	Ga. Southern	79 69					110	N	Kent St.	71 64
				129	H	Louisiana	73 79					155	N	Toledo	71 64

Non-Div I Games: AUM 72 42 Fort Valley St. 101 52

Troy

Tulane

Through Games Of Jan. 27, 2020

Average RPI Win:	171	WON-LOST	WINNING	LAST 10	STRENGTH OF	OPP. STRENGTH	TEAM	ADJ.	CONF.	ADJ CONF.
Average RPI Loss:	89	RECORD	PCT. RANK	GAMES	SCHEDULE	OF SCHEDULE	RPI	RPI	RPI	RPI
DIV. I ONLY	11- 9	150	7-3	74	77	125	125	9	9	
DIV. I NON-CONF.	5- 8	221	1-2	81	70	192	192	9	9	
TOTALS	RPI 1-25	RPI 26-50	W-L RECORDS	RPI 51-100	RPI 101-150	RPI 150+				
11- 9	0- 1	0- 1	OVERALL	1- 5	2- 1	8- 1				
7- 6	0- 1	0- 1	HOME	1- 2	1- 1	5- 1				
4- 1	0- 0	0- 0	AWAY	0- 1	1- 0	3- 0				
0- 2	0- 0	0- 0	NEUTRAL	0- 2	0- 0	0- 0				
5- 8	0- 1	0- 1	NON-CONFERENCE	0- 4	1- 1	4- 1				
3- 6	0- 1	0- 1	HOME	0- 2	0- 1	3- 1				
2- 0	0- 0	0- 0	AWAY	0- 0	1- 0	1- 0				
0- 2	0- 0	0- 0	NEUTRAL	0- 2	0- 0	0- 0				
6- 1	0- 0	0- 0	CONFERENCE	1- 1	1- 0	4- 0				
4- 0	0- 0	0- 0	HOME	1- 0	1- 0	2- 0				
2- 1	0- 0	0- 0	AWAY	0- 1	0- 0	2- 0				
0- 0	0- 0	0- 0	NEUTRAL	0- 0	0- 0	0- 0				

RPI 1-25				RPI 26-50				RPI 51-100				RPI 101+ Team's RPI: 125			
RPI	S	Opponent	Score	RPI	S	Opponent	Score	RPI	S	Opponent	Score	RPI	S	Opponent	Score
24	H	LSU	54 59	43	H	Colorado	52 62	52	H	Middle Tenn.	62 64	104	H	Cincinnati	64 59
								56	H	UCF	60 59	106	A	Washington	64 62
								63	H	Alabama	56 66	108	H	Texas Southern	62 72
								76	N	Charlotte	56 60	160	H	Memphis	59 55
								78	A	South Fla.	56 63	165	H	Jackson St.	82 46
								92	N	Boston College	76 89	166	A	Wichita St.	61 56
												199	A	Southern Miss.	62 58
												206	H	Central Ark.	65 38
												213	A	SMU	67 66
												216	H	Tulsa	64 62
												262	H	South Alabama	53 62
												290	H	Ga. Southern	56 40
LAST 10 Division I															
				78	A	South Fla.	56 63	216	H	Tulsa	64 62				
				56	H	UCF	60 59	166	A	Wichita St.	61 56				
				104	H	Cincinnati	64 59	290	H	Ga. Southern	56 40				
				213	A	SMU	67 66	43	H	Colorado	52 62				
				160	H	Memphis	59 55	108	H	Texas Southern	62 72				

Non-Div I Games:

Tulane

■ Loss,
■ Non-Conf, S Site,
■ Home
■ Away
N Neutral

Average RPI Win: 242	WON-LOST	WINNING	LAST 10	STRENGTH OF	OPP. STRENGTH	TEAM	ADJ.	CONF.	ADJ CONF.
Average RPI Loss: 106	RECORD	PCT. RANK	GAMES	SCHEDULE	OF SCHEDULE	RPI	RPI	RPI	RPI
DIV. I ONLY	6- 14	278	3-7	80	101	216	216	9	9
DIV. I NON-CONF.	5- 8	221	2-1	76	177	186	186	9	9
TOTALS	RPI 1-25	RPI 26-50	W-L RECORDS	RPI 51-100	RPI 101-150	RPI 150+			
6- 14	0- 1	0- 4	OVERALL	0- 3	0- 2	6- 4			
5- 4	0- 0	0- 1	HOME	0- 2	0- 1	5- 0			
1- 8	0- 1	0- 1	AWAY	0- 1	0- 1	1- 4			
0- 2	0- 0	0- 2	NEUTRAL	0- 0	0- 0	0- 0			
5- 8	0- 0	0- 4	NON-CONFERENCE	0- 1	0- 1	5- 2			
4- 2	0- 0	0- 1	HOME	0- 0	0- 1	4- 0			
1- 4	0- 0	0- 1	AWAY	0- 1	0- 0	1- 2			
0- 2	0- 0	0- 2	NEUTRAL	0- 0	0- 0	0- 0			
1- 6	0- 1	0- 0	CONFERENCE	0- 2	0- 1	1- 2			
1- 2	0- 0	0- 0	HOME	0- 2	0- 0	1- 0			
0- 4	0- 1	0- 0	AWAY	0- 0	0- 1	0- 2			
0- 0	0- 0	0- 0	NEUTRAL	0- 0	0- 0	0- 0			

RPI	S	Opponent	Score	RPI	S	Opponent	Score	RPI	S	Opponent	Score	RPI	S	Opponent	Score	Team's RPI: 216
7	A	UConn	34 92	26	N	Western Ky.	63 76	55	H	Temple	65 74	125	A	Tulane	62 64	
				39	N	Marquette	60 61	78	H	South Fla.	52 68	138	H	SFA	63 67	
				45	H	Oklahoma St.	48 78	82	A	Abilene Christian	63 73	166	A	Wichita St.	46 57	
				47	A	Arkansas	41 91					198	A	Little Rock	51 63	
												209	H	Arkansas St.	79 77	
												212	A	UTEP	58 51	
												213	A	SMU	38 57	
												245	H	LMU (CA)	75 56	
												253	H	Oral Roberts	67 65	
												258	A	Stetson	60 66	
												260	H	Colorado St.	61 55	
												272	H	East Carolina	58 56	
LAST 10 Division I																
213	A	SMU	38 57	125	A	Tulane	62 64									
272	H	East Carolina	58 56	55	H	Temple	65 74									
7	A	UConn	34 92	212	A	UTEP	58 51									
166	A	Wichita St.	46 57	260	H	Colorado St.	61 55									
78	H	South Fla.	52 68	258	A	Stetson	60 66									

Non-Div I Games:

Tulsa

■ Loss,
■ Non-Conf,
■ S Site,
■ H Home
■ A Away
N Neutral

Average RPI Win:	251	WON-LOST	WINNING	LAST 10	STRENGTH OF	OPP. STRENGTH	TEAM	ADJ.	CONF.	ADJ CONF.
Average RPI Loss:	147	RECORD	PCT. RANK	GAMES	SCHEDULE	OF SCHEDULE	RPI	RPI	RPI	RPI
DIV. I ONLY	8- 9	194	6-4	235	187	192	192	27	27	
DIV. I NON-CONF.	4- 8	235	2-3	161	158	232	232	26	26	
TOTALS	RPI 1-25	RPI 26-50	W-L RECORDS	RPI 51-100	RPI 101-150	RPI 150+				
8- 9	0- 1	0- 0	OVERALL	0- 2	0- 1	8- 5				
5- 2	0- 0	0- 0	HOME	0- 0	0- 0	5- 2				
3- 7	0- 1	0- 0	AWAY	0- 2	0- 1	3- 3				
0- 0	0- 0	0- 0	NEUTRAL	0- 0	0- 0	0- 0				
4- 8	0- 1	0- 0	NON-CONFERENCE	0- 2	0- 1	4- 4				
3- 2	0- 0	0- 0	HOME	0- 0	0- 0	3- 2				
1- 6	0- 1	0- 0	AWAY	0- 2	0- 1	1- 2				
0- 0	0- 0	0- 0	NEUTRAL	0- 0	0- 0	0- 0				
4- 1	0- 0	0- 0	CONFERENCE	0- 0	0- 0	4- 1				
2- 0	0- 0	0- 0	HOME	0- 0	0- 0	2- 0				
2- 1	0- 0	0- 0	AWAY	0- 0	0- 0	2- 1				
0- 0	0- 0	0- 0	NEUTRAL	0- 0	0- 0	0- 0				

RPI 1-25				RPI 26-50				RPI 51-100				RPI 101+ Team's RPI: 192			
RPI	S	Opponent	Score	RPI	S	Opponent	Score	RPI	S	Opponent	Score	RPI	S	Opponent	Score
4	A	Stanford	55 67					70	A	Minnesota	67 76	119	A	Montana St.	65 77
								71	A	Fresno St.	65 73	169	H	Santa Clara	61 62
												176	A	Saint Mary's (CA)	74 83
												185	H	Hawaii	62 49
												186	H	Portland St.	70 76
												200	A	Northern Ariz.	71 61
												202	H	Boston U.	75 68
												230	H	San Francisco	79 67
												247	A	Pepperdine	67 70
												263	H	Long Beach St.	57 55
												268	A	UC Santa Barbara	56 46
												279	A	UC Riverside	70 75
												322	H	Sacramento St.	77 75
												336	A	Cal Poly	42 36
LAST 10 Division I															
336	A	Cal Poly	42 36	4	A	Stanford	55 67	247	A	Pepperdine	67 70				
268	A	UC Santa Barbara	56 46	70	A	Minnesota	67 76	200	A	Northern Ariz.	71 61				
263	H	Long Beach St.	57 55	202	H	Boston U.	75 68								
185	H	Hawaii	62 49												
279	A	UC Riverside	70 75												

Non-Div I Games: William Jessup 96 32

UC Davis

Average RPI Win:	226	WON-LOST	WINNING	LAST 10	STRENGTH OF	OPP. STRENGTH	TEAM	ADJ.	CONF.	ADJ CONF.
Average RPI Loss:	187	RECORD	PCT. RANK	GAMES	SCHEDULE	OF SCHEDULE	RPI	RPI	RPI	RPI
DIV. I ONLY	4- 14	302	1-9	209	231	298	298	27	27	
DIV. I NON-CONF.	3- 10	282	0-5	130	180	265	265	26	26	
TOTALS	RPI 1-25	RPI 26-50	W-L RECORDS	RPI 51-100	RPI 101-150	RPI 150+				
4- 14	0- 1	0- 0	OVERALL	0- 2	1- 1	3- 10				
2- 4	0- 0	0- 0	HOME	0- 0	1- 0	1- 4				
1- 6	0- 1	0- 0	AWAY	0- 1	0- 0	1- 4				
1- 4	0- 0	0- 0	NEUTRAL	0- 1	0- 1	1- 2				
3- 10	0- 1	0- 0	NON-CONFERENCE	0- 2	1- 1	2- 6				
2- 1	0- 0	0- 0	HOME	0- 0	1- 0	1- 1				
0- 5	0- 1	0- 0	AWAY	0- 1	0- 0	0- 3				
1- 4	0- 0	0- 0	NEUTRAL	0- 1	0- 1	1- 2				
1- 4	0- 0	0- 0	CONFERENCE	0- 0	0- 0	1- 4				
0- 3	0- 0	0- 0	HOME	0- 0	0- 0	0- 3				
1- 1	0- 0	0- 0	AWAY	0- 0	0- 0	1- 1				
0- 0	0- 0	0- 0	NEUTRAL	0- 0	0- 0	0- 0				

RPI 1-25				RPI 26-50				RPI 51-100				RPI 101+				Team's RPI: 298	
RPI	S	Opponent	Score	RPI	S	Opponent	Score	RPI	S	Opponent	Score	RPI	S	Opponent	Score		
14	A	Oregon St.	57 86					84	N	Vanderbilt	63 76	102	N	Davidson	72 78		
								85	A	Washington St.	59 87	137	H	San Jose St.	79 77		
												171	N	North Ala.	60 88		
												186	H	Portland St.	61 70		
												186	N	Portland St.	83 75		
												213	A	SMU	56 59		
												218	A	Southern Utah	68 82		
												230	N	San Francisco	61 68		
												245	H	LMU (CA)	80 65		
												249	A	CSUN	62 70		
												249	H	CSUN	51 56		
												263	H	Long Beach St.	46 56		
												268	H	UC Santa Barbara	61 65		
												289	A	Denver	75 83		
												336	A	Cal Poly	68 57		
LAST 10 Division I																	
263	H	Long Beach St.	46 56	213	A	SMU	56 59										
249	H	CSUN	51 56	230	N	San Francisco	61 68										
336	A	Cal Poly	68 57	84	N	Vanderbilt	63 76										
268	H	UC Santa Barbara	61 65	85	A	Washington St.	59 87										
249	A	CSUN	62 70	218	A	Southern Utah	68 82										

Non-Div I Games: Westcliff 93 41

UC Irvine

■ Loss,
 ■ Non-Conf,
 ■ S Site,
 ■ H Home
 ■ A Away
 N Neutral

UC Riverside

Through Games Of Jan. 27, 2020

Average RPI Win:	258	WON-LOST	WINNING	LAST 10	STRENGTH OF	OPP. STRENGTH	TEAM	ADJ.	CONF.	ADJ CONF.
Average RPI Loss:	171	RECORD	PCT. RANK	GAMES	SCHEDULE	OF SCHEDULE	RPI	RPI	RPI	RPI
DIV. I ONLY	6- 13	272	4-6	226	202	279	279	27	27	
DIV. I NON-CONF.	4- 10	259	2-3	158	215	249	249	26	26	
TOTALS	RPI 1-25	RPI 26-50	W-L RECORDS	RPI 51-100	RPI 101-150	RPI 150+				
6- 13	0- 1	0- 1	OVERALL	0- 1	0- 2	6- 8				
5- 3	0- 0	0- 0	HOME	0- 1	0- 0	5- 2				
1- 10	0- 1	0- 1	AWAY	0- 0	0- 2	1- 6				
0- 0	0- 0	0- 0	NEUTRAL	0- 0	0- 0	0- 0				
4- 10	0- 1	0- 1	NON-CONFERENCE	0- 1	0- 2	4- 5				
3- 2	0- 0	0- 0	HOME	0- 1	0- 0	3- 1				
1- 8	0- 1	0- 1	AWAY	0- 0	0- 2	1- 4				
0- 0	0- 0	0- 0	NEUTRAL	0- 0	0- 0	0- 0				
2- 3	0- 0	0- 0	CONFERENCE	0- 0	0- 0	2- 3				
2- 1	0- 0	0- 0	HOME	0- 0	0- 0	2- 1				
0- 2	0- 0	0- 0	AWAY	0- 0	0- 0	0- 2				
0- 0	0- 0	0- 0	NEUTRAL	0- 0	0- 0	0- 0				

RPI 1-25				RPI 26-50				RPI 51-100				RPI 101+ Team's RPI: 279			
RPI	S	Opponent	Score	RPI	S	Opponent	Score	RPI	S	Opponent	Score	RPI	S	Opponent	Score
2	A	Oregon	41 84	33	A	Arizona	27 70	75	H	Southern California	59 76	112	A	VCU	51 67
												126	A	California	61 84
												156	H	CSU Bakersfield	53 52
												179	A	New Mexico	70 80
												185	A	Hawaii	57 80
												185	H	Hawaii	59 65
												192	H	UC Davis	75 70
												212	A	UTEP	50 63
												218	A	Southern Utah	68 79
												260	A	Colorado St.	40 52
												268	H	UC Santa Barbara	66 61
												296	H	California Baptist	80 64
												300	H	Weber St.	54 64
												308	A	New Mexico St.	60 58
												326	H	Utah Valley	67 53
												336	A	Cal Poly	70 75
LAST 10 Division I															
185	H	Hawaii	59 65	156	H	CSU Bakersfield	53 52								
336	A	Cal Poly	70 75	112	A	VCU	51 67								
268	H	UC Santa Barbara	66 61	218	A	Southern Utah	68 79								
185	A	Hawaii	57 80	2	A	Oregon	41 84								
192	H	UC Davis	75 70	296	H	California Baptist	80 64								

Non-Div I Games:

UC Riverside

Loss, Non-Conf, S Site, H Home A Away N Neutral

Average RPI Win:	269	WON-LOST	WINNING	LAST 10	STRENGTH OF	OPP. STRENGTH	TEAM	ADJ.	CONF.	ADJ CONF.
Average RPI Loss:	182	RECORD	PCT. RANK	GAMES	SCHEDULE	OF SCHEDULE	RPI	RPI	RPI	RPI
DIV. I ONLY	7- 11	236	3-7	240	321	268	268	27	27	
DIV. I NON-CONF.	4- 8	235	0-4	167	309	263	263	26	26	
TOTALS	RPI 1-25	RPI 26-50	W-L RECORDS	RPI 51-100	RPI 101-150	RPI 150+				
7- 11	0- 0	0- 1	OVERALL	1- 0	0- 3	6- 7				
4- 4	0- 0	0- 0	HOME	1- 0	0- 2	3- 2				
2- 6	0- 0	0- 1	AWAY	0- 0	0- 0	2- 5				
1- 1	0- 0	0- 0	NEUTRAL	0- 0	0- 1	1- 0				
4- 8	0- 0	0- 1	NON-CONFERENCE	1- 0	0- 3	3- 4				
3- 2	0- 0	0- 0	HOME	1- 0	0- 2	2- 0				
0- 5	0- 0	0- 1	AWAY	0- 0	0- 0	0- 4				
1- 1	0- 0	0- 0	NEUTRAL	0- 0	0- 1	1- 0				
3- 3	0- 0	0- 0	CONFERENCE	0- 0	0- 0	3- 3				
1- 2	0- 0	0- 0	HOME	0- 0	0- 0	1- 2				
2- 1	0- 0	0- 0	AWAY	0- 0	0- 0	2- 1				
0- 0	0- 0	0- 0	NEUTRAL	0- 0	0- 0	0- 0				

RPI 1-25			RPI 26-50			RPI 51-100			RPI 101+ Team's RPI: 268		
RPI	S	Opponent	Score	RPI	S	Opponent	Score	RPI	S	Opponent	Score
				33	A	Arizona	42 61	75	H	Southern California	57 46
								105	H	Pacific	53 63
								137	H	San Jose St.	70 73
								138	N	SFA	56 67
								156	A	CSU Bakersfield	62 66
								176	A	Saint Mary's (CA)	43 64
								192	H	UC Davis	46 56
								236	A	Cal St. Fullerton	75 66
								236	H	Cal St. Fullerton	68 70
								256	A	Grand Canyon	57 58
								267	H	San Diego St.	64 52
								279	A	UC Riverside	61 66
								296	A	California Baptist	81 85
								298	A	UC Irvine	65 61
								326	H	Utah Valley	59 51
								336	H	Cal Poly	52 50
								348	N	Chicago St.	96 65
LAST 10 Division I											
236	A	Cal St. Fullerton	75 66	236	H	Cal St. Fullerton	68 70				
192	H	UC Davis	46 56	33	A	Arizona	42 61				
279	A	UC Riverside	61 66	256	A	Grand Canyon	57 58				
298	A	UC Irvine	65 61	156	A	CSU Bakersfield	62 66				
336	H	Cal Poly	52 50	105	H	Pacific	53 63				

Non-Div I Games: Ottawa (AZ) 72 57

UC Santa Barbara

■ Loss,
 ■ Non-Conf,
 ■ S Site,
 ■ H Home
 ■ A Away
 N Neutral

UCF				STRENGTH OF SCHEDULE	OPP. STRENGTH OF SCHEDULE	TEAM RPI	ADJ. RPI	CONF. RPI	ADJ CONF. RPI
Average RPI Win:	177	WON-LOST RECORD	WINNING PCT. RANK						
Average RPI Loss:	55		LAST 10 GAMES						
DIV. I ONLY	11- 7	107	7-3	28	87	56	56	9	9
DIV. I NON-CONF.	8- 4	90	4-0	25	108	51	51	9	9

TOTALS	RPI 1-25	RPI 26-50	W-L RECORDS	RPI 51-100	RPI 101-150	RPI 150+			
11- 7	1- 2	0- 2	OVERALL	1- 1	2- 2	7- 0			
9- 1	1- 1	0- 0	HOME	0- 0	1- 0	7- 0			
2- 4	0- 0	0- 1	AWAY	1- 1	1- 2	0- 0			
0- 2	0- 1	0- 1	NEUTRAL	0- 0	0- 0	0- 0			
8- 4	1- 1	0- 2	NON-CONFERENCE	0- 1	2- 0	5- 0			
7- 0	1- 0	0- 0	HOME	0- 0	1- 0	5- 0			
1- 2	0- 0	0- 1	AWAY	0- 1	1- 0	0- 0			
0- 2	0- 1	0- 1	NEUTRAL	0- 0	0- 0	0- 0			
3- 3	0- 1	0- 0	CONFERENCE	1- 0	0- 2	2- 0			
2- 1	0- 1	0- 0	HOME	0- 0	0- 0	2- 0			
1- 2	0- 0	0- 0	AWAY	1- 0	0- 2	0- 0			
0- 0	0- 0	0- 0	NEUTRAL	0- 0	0- 0	0- 0			

RPI 1-25				RPI 26-50				RPI 51-100 Team's RPI: 56				RPI 101+			
RPI	S	Opponent	Score	RPI	S	Opponent	Score	RPI	S	Opponent	Score	RPI	S	Opponent	Score
6	N	UCLA	56 61	31	A	FGCU	50 72	66	A	Belmont	37 72	104	A	Cincinnati	64 81
7	H	UConn	52 59	46	N	James Madison	43 46	78	A	South Fla.	64 57	125	A	Tulane	59 60
21	H	Central Mich.	64 58									138	A	SFA	63 57
												143	H	Wright St.	69 53
												160	H	Memphis	82 66
												176	H	Saint Mary's (CA)	67 58
												182	H	Quinnipiac	80 58
												229	H	Delaware	75 49
												258	H	Stetson	66 40
												272	H	East Carolina	91 55
												287	H	Pittsburgh	74 58

LAST 10 Division I															
160	H	Memphis	82 66	272	H	East Carolina	91 55								
125	A	Tulane	59 60	21	H	Central Mich.	64 58								
78	A	South Fla.	64 57	143	H	Wright St.	69 53								
7	H	UConn	52 59	176	H	Saint Mary's (CA)	67 58								
104	A	Cincinnati	64 81	182	H	Quinnipiac	80 58								

Non-Div I Games:

UCF

■ Loss,
 ■ Non-Conf, S Site,
 ■ Home
 ■ Away
 N Neutral

Average RPI Win:	114	WON-LOST	WINNING	LAST 10	STRENGTH OF	OPP. STRENGTH	TEAM	ADJ.	CONF.	ADJ CONF.
Average RPI Loss:	75	RECORD	PCT. RANK	GAMES	SCHEDULE	OF SCHEDULE	RPI	RPI	RPI	RPI
DIV. I ONLY	18- 1	5	9-1	40	19	6	6	1	1	
DIV. I NON-CONF.	11- 0	1	2-0	107	34	10	10	1	1	
TOTALS	RPI 1-25	RPI 26-50	W-L RECORDS	RPI 51-100	RPI 101-150	RPI 150+				
18- 1	1- 0	5- 0	OVERALL	5- 1	2- 0	5- 0				
11- 0	0- 0	3- 0	HOME	2- 0	2- 0	4- 0				
6- 1	1- 0	2- 0	AWAY	2- 1	0- 0	1- 0				
1- 0	0- 0	0- 0	NEUTRAL	1- 0	0- 0	0- 0				
11- 0	1- 0	2- 0	NON-CONFERENCE	2- 0	1- 0	5- 0				
6- 0	0- 0	1- 0	HOME	0- 0	1- 0	4- 0				
4- 0	1- 0	1- 0	AWAY	1- 0	0- 0	1- 0				
1- 0	0- 0	0- 0	NEUTRAL	1- 0	0- 0	0- 0				
7- 1	0- 0	3- 0	CONFERENCE	3- 1	1- 0	0- 0				
5- 0	0- 0	2- 0	HOME	2- 0	1- 0	0- 0				
2- 1	0- 0	1- 0	AWAY	1- 1	0- 0	0- 0				
0- 0	0- 0	0- 0	NEUTRAL	0- 0	0- 0	0- 0				

RPI 1-25				RPI 26-50				RPI 51-100				RPI 101+			
RPI	S	Opponent	Score	RPI	S	Opponent	Score	RPI	S	Opponent	Score	RPI	S	Opponent	Score
12	A	Indiana	68 58	27	H	Arizona St.	68 66	56	N	UCF	61 56	105	H	Pacific	68 57
				33	H	Arizona	70 58	73	A	Georgia	59 50	106	H	Washington	85 80
				35	A	Virginia	73 62	75	A	Southern California	68 70	210	H	Northern Colo.	92 58
				42	H	Yale	100 65	75	H	Southern California	83 59	245	H	LMU (CA)	74 52
				43	A	Colorado	65 62	85	H	Washington St.	66 50	249	A	CSUN	58 44
								98	A	Utah	84 54	263	H	Long Beach St.	86 51
												300	H	Weber St.	85 45
LAST 10 Division I															
				85	H	Washington St.	66 50	33	H	Arizona	70 58				
				106	H	Washington	85 80	27	H	Arizona St.	68 66				
				75	A	Southern California	68 70	75	H	Southern California	83 59				
				43	A	Colorado	65 62	12	A	Indiana	68 58				
				98	A	Utah	84 54	73	A	Georgia	59 50				

Non-Div I Games:

UCLA

Average RPI Win:	109	WON-LOST	WINNING	LAST 10	STRENGTH OF	OPP. STRENGTH	TEAM	ADJ.	CONF.	ADJ CONF.
Average RPI Loss:	9	RECORD	PCT. RANK	GAMES	SCHEDULE	OF SCHEDULE	RPI	RPI	RPI	RPI
DIV. I ONLY	18- 1	5	9-1	50	1	7	7	9	9	
DIV. I NON-CONF.	10- 1	19	2-1	8	1	2	2	9	9	
TOTALS	RPI 1-25	RPI 26-50	W-L RECORDS	RPI 51-100	RPI 101-150	RPI 150+				
18- 1	2- 1	2- 0	OVERALL	6- 0	2- 0	6- 0				
7- 1	0- 1	1- 0	HOME	1- 0	2- 0	3- 0				
10- 0	2- 0	0- 0	AWAY	5- 0	0- 0	3- 0				
1- 0	0- 0	1- 0	NEUTRAL	0- 0	0- 0	0- 0				
10- 1	2- 1	2- 0	NON-CONFERENCE	4- 0	2- 0	0- 0				
4- 1	0- 1	1- 0	HOME	1- 0	2- 0	0- 0				
5- 0	2- 0	0- 0	AWAY	3- 0	0- 0	0- 0				
1- 0	0- 0	1- 0	NEUTRAL	0- 0	0- 0	0- 0				
8- 0	0- 0	0- 0	CONFERENCE	2- 0	0- 0	6- 0				
3- 0	0- 0	0- 0	HOME	0- 0	0- 0	3- 0				
5- 0	0- 0	0- 0	AWAY	2- 0	0- 0	3- 0				
0- 0	0- 0	0- 0	NEUTRAL	0- 0	0- 0	0- 0				

RPI	S	Opponent	Score	RPI	S	Opponent	Score	RPI	S	Opponent	Score	RPI	S	Opponent	Score
9	H	Baylor	58 74	35	H	Virginia	83 44	51	H	Tennessee	60 45	126	H	California	72 61
18	A	DePaul	84 74	36	N	Oklahoma	97 53	55	A	Temple	83 54	128	H	Notre Dame	81 57
25	A	Ohio St.	73 62					56	A	UCF	59 52	159	H	Houston	91 51
								74	A	Seton Hall	92 78	160	A	Memphis	68 56
								79	A	Dayton	75 37	166	H	Wichita St.	83 55
								84	A	Vanderbilt	64 51	213	A	SMU	80 42
												216	H	Tulsa	92 34
												272	A	East Carolina	98 42
LAST 10 Division I															
272	A	East Carolina	98 42	159	H	Houston	91 51								
51	H	Tennessee	60 45	9	H	Baylor	58 74								
216	H	Tulsa	92 34	213	A	SMU	80 42								
56	A	UCF	59 52	166	H	Wichita St.	83 55								
160	A	Memphis	68 56	36	N	Oklahoma	97 53								

Non-Div I Games:

UConn

■ Loss,
 ■ Non-Conf,
 ■ S Site,
 ■ H Home
 ■ A Away
 N Neutral

Average RPI Win:	309	WON-LOST	WINNING	LAST 10	STRENGTH OF	OPP. STRENGTH	TEAM	ADJ.	CONF.	ADJ CONF.
Average RPI Loss:	184	RECORD	PCT. RANK	GAMES	SCHEDULE	OF SCHEDULE	RPI	RPI	RPI	RPI
DIV. I ONLY	2- 18	338	1-9	279	234	339	339	21	21	
DIV. I NON-CONF.	1- 10	329	0-1	297	196	337	337	18	18	
TOTALS	RPI 1-25	RPI 26-50	W-L RECORDS	RPI 51-100	RPI 101-150	RPI 150+				
2- 18	0- 1	0- 0	OVERALL	0- 2	0- 3	2- 12				
1- 9	0- 1	0- 0	HOME	0- 1	0- 2	1- 5				
1- 9	0- 0	0- 0	AWAY	0- 1	0- 1	1- 7				
0- 0	0- 0	0- 0	NEUTRAL	0- 0	0- 0	0- 0				
1- 10	0- 1	0- 0	NON-CONFERENCE	0- 1	0- 1	1- 7				
0- 5	0- 1	0- 0	HOME	0- 0	0- 1	0- 3				
1- 5	0- 0	0- 0	AWAY	0- 1	0- 0	1- 4				
0- 0	0- 0	0- 0	NEUTRAL	0- 0	0- 0	0- 0				
1- 8	0- 0	0- 0	CONFERENCE	0- 1	0- 2	1- 5				
1- 4	0- 0	0- 0	HOME	0- 1	0- 1	1- 2				
0- 4	0- 0	0- 0	AWAY	0- 0	0- 1	0- 3				
0- 0	0- 0	0- 0	NEUTRAL	0- 0	0- 0	0- 0				

RPI 1-25				RPI 26-50				RPI 51-100				RPI 101+				Team's RPI: 339	
RPI	S	Opponent	Score	RPI	S	Opponent	Score	RPI	S	Opponent	Score	RPI	S	Opponent	Score		
16	H	Florida St.	42 86					61	H	IUPUI	49 88	132	H	Western Mich.	52 80		
								83	A	Kansas	50 91	143	H	Wright St.	43 58		
												144	A	Green Bay	36 73		
												163	A	Valparaiso	37 63		
												170	A	Kansas St.	40 84		
												178	H	Eastern Mich.	59 68		
												189	A	Miami (OH)	35 85		
												196	A	Cleveland St.	44 84		
												208	A	Youngstown St.	65 77		
												228	H	Northern Ky.	46 88		
												243	H	Eastern Ill.	45 80		
												264	A	Milwaukee	55 71		
												269	H	Indiana St.	40 61		
												270	H	Oakland	70 64		
												307	A	Purdue Fort Wayne	50 61		
												312	H	Detroit Mercy	62 70		
												348	A	Chicago St.	73 61		
LAST 10 Division I																	
61	H	IUPUI	49 88	270	H	Oakland	70 64										
144	A	Green Bay	36 73	312	H	Detroit Mercy	62 70										
264	A	Milwaukee	55 71	208	A	Youngstown St.	65 77										
228	H	Northern Ky.	46 88	196	A	Cleveland St.	44 84										
143	H	Wright St.	43 58	178	H	Eastern Mich.	59 68										

Non-Div I Games:

UIC

■ Loss,
■ Non-Conf,
■ S Site,
■ H Home
■ A Away
N Neutral

0- 0		0- 0		NEUTRAL		0- 0		0- 0		0- 0	
RPI 1-25			RPI 26-50			RPI 51-100			RPI 101+ Team's RPI: 302		
RPI	S	Opponent	Score	RPI	S	Opponent	Score	RPI	S	Opponent	Score
								94	A	Stony Brook	45 57
								114	A	Syracuse	48 82
								157	A	William & Mary	48 76
								180	H	Binghamton	43 61
								197	N	La Salle	58 74
								201	A	Lafayette	65 58
								211	N	Kennesaw St.	44 59
								219	A	UMass Lowell	64 75
								235	A	Mt. St. Mary's	61 71
								238	H	Howard	61 72
								255	A	Maine	74 54
								261	H	Morgan St.	65 63
								273	A	Wagner	60 67
								280	H	New Hampshire	63 72
								282	A	Vermont	58 60
								341	H	Coppin St.	71 48
								345	H	Hartford	61 54
LAST 10 Division I											
				255	A	Maine	74 54	219	A	UMass Lowell	64 75
				345	H	Hartford	61 54	94	A	Stony Brook	45 57
				280	H	New Hampshire	63 72	201	A	Lafayette	65 58
				282	A	Vermont	58 60	261	H	Morgan St.	65 63
				180	H	Binghamton	43 61	114	A	Syracuse	48 82

UMBC

Page 307

Average RPI Win:	280	WON-LOST	WINNING	LAST 10	STRENGTH OF	OPP. STRENGTH	TEAM	ADJ.	CONF.	ADJ CONF.
Average RPI Loss:	172	RECORD	PCT. RANK	GAMES	SCHEDULE	OF SCHEDULE	RPI	RPI	RPI	RPI
DIV. I ONLY	2- 15	334	2-8	186	287	327	327	30	30	
DIV. I NON-CONF.	1- 10	329	1-3	137	174	312	312	31	31	
TOTALS	RPI 1-25	RPI 26-50	W-L RECORDS	RPI 51-100	RPI 101-150	RPI 150+				
2- 15	0- 0	0- 2	OVERALL	0- 1	0- 4	2- 8				
2- 6	0- 0	0- 0	HOME	0- 0	0- 2	2- 4				
0- 9	0- 0	0- 2	AWAY	0- 1	0- 2	0- 4				
0- 0	0- 0	0- 0	NEUTRAL	0- 0	0- 0	0- 0				
1- 10	0- 0	0- 2	NON-CONFERENCE	0- 1	0- 3	1- 4				
1- 3	0- 0	0- 0	HOME	0- 0	0- 1	1- 2				
0- 7	0- 0	0- 2	AWAY	0- 1	0- 2	0- 2				
0- 0	0- 0	0- 0	NEUTRAL	0- 0	0- 0	0- 0				
1- 5	0- 0	0- 0	CONFERENCE	0- 0	0- 1	1- 4				
1- 3	0- 0	0- 0	HOME	0- 0	0- 1	1- 2				
0- 2	0- 0	0- 0	AWAY	0- 0	0- 0	0- 2				
0- 0	0- 0	0- 0	NEUTRAL	0- 0	0- 0	0- 0				

RPI 1-25				RPI 26-50				RPI 51-100				RPI 101+ Team's RPI: 327			
RPI	S	Opponent	Score	RPI	S	Opponent	Score	RPI	S	Opponent	Score	RPI	S	Opponent	Score
				28	A	Virginia Tech	43 86	76	A	Charlotte	44 64	114	A	Syracuse	50 65
				32	A	Old Dominion	39 48					117	H	Richmond	52 64
												123	A	UNC Greensboro	48 86
												134	H	N.C. A&T	31 67
												157	A	William & Mary	50 78
												181	A	Norfolk St.	45 68
												222	H	Georgetown	39 57
												235	H	Mt. St. Mary's	78 76
												238	H	Howard	58 79
												261	H	Morgan St.	44 55
												271	H	Longwood	62 71
												272	A	East Carolina	42 57
												324	H	N.C. Central	65 63
												349	A	South Carolina St.	55 60
LAST 10 Division I															
				261	H	Morgan St.	44 55	238	H	Howard	58 79				
				349	A	South Carolina St.	55 60	76	A	Charlotte	44 64				
				181	A	Norfolk St.	45 68	222	H	Georgetown	39 57				
				324	H	N.C. Central	65 63	271	H	Longwood	62 71				
				134	H	N.C. A&T	31 67	235	H	Mt. St. Mary's	78 76				

Non-Div I Games: Greensboro 65 48 Wesley 75 29

UMES

Loss, Non-Conf, S Site, H Home A Away N Neutral

Average RPI Win:	264	WON-LOST	WINNING	LAST 10	STRENGTH OF	OPP. STRENGTH	TEAM	ADJ.	CONF.	ADJ CONF.
Average RPI Loss:	154	RECORD	PCT. RANK	GAMES	SCHEDULE	OF SCHEDULE	RPI	RPI	RPI	RPI
DIV. I ONLY	10- 9	167	6-4	280	212	227	227	32	32	
DIV. I NON-CONF.	5- 7	205	1-2	247	74	253	253	32	32	
TOTALS	RPI 1-25	RPI 26-50	W-L RECORDS	RPI 51-100	RPI 101-150	RPI 150+				
10- 9	0- 1	0- 0	OVERALL	0- 0	1- 4	9- 4				
7- 4	0- 0	0- 0	HOME	0- 0	1- 3	6- 1				
3- 5	0- 1	0- 0	AWAY	0- 0	0- 1	3- 3				
0- 0	0- 0	0- 0	NEUTRAL	0- 0	0- 0	0- 0				
5- 7	0- 1	0- 0	NON-CONFERENCE	0- 0	1- 4	4- 2				
4- 4	0- 0	0- 0	HOME	0- 0	1- 3	3- 1				
1- 3	0- 1	0- 0	AWAY	0- 0	0- 1	1- 1				
0- 0	0- 0	0- 0	NEUTRAL	0- 0	0- 0	0- 0				
5- 2	0- 0	0- 0	CONFERENCE	0- 0	0- 0	5- 2				
3- 0	0- 0	0- 0	HOME	0- 0	0- 0	3- 0				
2- 2	0- 0	0- 0	AWAY	0- 0	0- 0	2- 2				
0- 0	0- 0	0- 0	NEUTRAL	0- 0	0- 0	0- 0				

RPI 1-25				RPI 26-50				RPI 51-100				RPI 101+ Team's RPI: 227			
RPI	S	Opponent	Score	RPI	S	Opponent	Score	RPI	S	Opponent	Score	RPI	S	Opponent	Score
13	A	Missouri St.	58 83									102	H	Davidson	64 74
												103	H	Loyola Chicago	67 72
												105	A	Pacific	60 89
												113	H	Liberty	44 68
												145	H	Missouri	59 56
												156	A	CSU Bakersfield	60 70
												170	H	Kansas St.	67 74
												186	H	Portland St.	87 69
												214	A	George Mason	64 58
												256	A	Grand Canyon	74 53
												289	H	Denver	83 79
												295	H	Eastern Wash.	66 55
												296	H	California Baptist	75 65
												301	A	Omaha	53 57
												308	H	New Mexico St.	56 52
												321	H	UTRGV	60 56
												326	A	Utah Valley	41 62
												331	A	Seattle U	76 65
LAST 10 Division I															
296	H	California Baptist	75 65	326	A	Utah Valley	41 62								
256	A	Grand Canyon	74 53	331	A	Seattle U	76 65								
156	A	CSU Bakersfield	60 70	113	H	Liberty	44 68								
308	H	New Mexico St.	56 52	295	H	Eastern Wash.	66 55								
321	H	UTRGV	60 56	170	H	Kansas St.	67 74								

Non-Div I Games: Rockhurst 78 60 Science & Arts Okla74 43

UMKC

Loss, Non-Conf, S Site, H Home A Away N Neutral

Average RPI Win:	299	WON-LOST	WINNING	LAST 10	STRENGTH OF	OPP. STRENGTH	TEAM	ADJ.	CONF.	ADJ CONF.
Average RPI Loss:	116	RECORD	PCT. RANK	GAMES	SCHEDULE	OF SCHEDULE	RPI	RPI	RPI	RPI
DIV. I ONLY	11- 9	150	8-2	276	308	219	219	28	28	
DIV. I NON-CONF.	4- 9	250	1-2	205	295	266	266	28	28	
TOTALS	RPI 1-25	RPI 26-50	W-L RECORDS	RPI 51-100	RPI 101-150	RPI 150+				
11- 9	0- 0	0- 1	OVERALL	0- 3	0- 3	11- 2				
7- 4	0- 0	0- 1	HOME	0- 0	0- 2	7- 1				
4- 5	0- 0	0- 0	AWAY	0- 3	0- 1	4- 1				
0- 0	0- 0	0- 0	NEUTRAL	0- 0	0- 0	0- 0				
4- 9	0- 0	0- 1	NON-CONFERENCE	0- 3	0- 3	4- 2				
2- 4	0- 0	0- 1	HOME	0- 0	0- 2	2- 1				
2- 5	0- 0	0- 0	AWAY	0- 3	0- 1	2- 1				
0- 0	0- 0	0- 0	NEUTRAL	0- 0	0- 0	0- 0				
7- 0	0- 0	0- 0	CONFERENCE	0- 0	0- 0	7- 0				
5- 0	0- 0	0- 0	HOME	0- 0	0- 0	5- 0				
2- 0	0- 0	0- 0	AWAY	0- 0	0- 0	2- 0				
0- 0	0- 0	0- 0	NEUTRAL	0- 0	0- 0	0- 0				

RPI 1-25				RPI 26-50				RPI 51-100				RPI 101+				Team's RPI: 219	
RPI	S	Opponent	Score	RPI	S	Opponent	Score	RPI	S	Opponent	Score	RPI	S	Opponent	Score		
				42	H	Yale	59 67	83	A	Kansas	44 79	131	H	Cornell	56 70		
								87	A	Colgate	51 73	133	A	Providence	38 63		
								92	A	Boston College	46 89	147	H	Massachusetts	58 74		
												158	H	Dartmouth	51 62		
												172	A	Merrimack	50 73		
												180	A	Binghamton	66 56		
												255	H	Maine	66 57		
												280	H	New Hampshire	58 53		
												282	H	Vermont	61 47		
												302	H	UMBC	75 64		
												313	A	Bryant	55 35		
												314	H	Albany (NY)	53 51		
												332	H	Fairleigh Dickinson	61 56		
												344	A	Central Conn. St.	56 54		
												345	A	Hartford	68 63		
												347	H	LIU Brooklyn	65 56		
LAST 10 Division I																	
				282	H	Vermont	61 47	302	H	UMBC	75 64						
				314	H	Albany (NY)	53 51	280	H	New Hampshire	58 53						
				255	H	Maine	66 57	332	H	Fairleigh Dickinson	61 56						
				180	A	Binghamton	66 56	172	A	Merrimack	50 73						
				345	A	Hartford	68 63	158	H	Dartmouth	51 62						

Non-Div I Games:

UMass Lowell

■ Loss,
 ■ Non-Conf, S Site,
 ■ Home
 ■ Away
 N Neutral

UNC Asheville

Through Games Of Jan. 27, 2020

Average RPI Win:	265	WON-LOST	WINNING	LAST 10	STRENGTH OF	OPP. STRENGTH	TEAM	ADJ.	CONF.	ADJ CONF.
Average RPI Loss:	214	RECORD	PCT. RANK	GAMES	SCHEDULE	OF SCHEDULE	RPI	RPI	RPI	RPI
DIV. I ONLY	9- 7	139	6-4	336	325	254	254	26	26	
DIV. I NON-CONF.	4- 3	138	1-0	339	270	245	245	27	27	
TOTALS	RPI 1-25	RPI 26-50	W-L RECORDS	RPI 51-100	RPI 101-150	RPI 150+				
9- 7	0- 0	0- 0	OVERALL	0- 1	1- 1	8- 5				
4- 3	0- 0	0- 0	HOME	0- 0	1- 1	3- 2				
4- 4	0- 0	0- 0	AWAY	0- 1	0- 0	4- 3				
1- 0	0- 0	0- 0	NEUTRAL	0- 0	0- 0	1- 0				
4- 3	0- 0	0- 0	NON-CONFERENCE	0- 1	0- 1	4- 1				
1- 1	0- 0	0- 0	HOME	0- 0	0- 1	1- 0				
2- 2	0- 0	0- 0	AWAY	0- 1	0- 0	2- 1				
1- 0	0- 0	0- 0	NEUTRAL	0- 0	0- 0	1- 0				
5- 4	0- 0	0- 0	CONFERENCE	0- 0	1- 0	4- 4				
3- 2	0- 0	0- 0	HOME	0- 0	1- 0	2- 2				
2- 2	0- 0	0- 0	AWAY	0- 0	0- 0	2- 2				
0- 0	0- 0	0- 0	NEUTRAL	0- 0	0- 0	0- 0				

RPI 1-25			RPI 26-50			RPI 51-100			RPI 101+			Team's RPI: 254
RPI	S	Opponent	Score	RPI	S	Opponent	Score	RPI	S	Opponent	Score	
						62 A Miami (FL)	46 75	123 H	UNC Greensboro	40 67		
								141 H	Campbell	60 52		
								184 A	Hampton	59 68		
								207 H	High Point	76 60		
								231 A	Radford	63 50		
								237 H	Gardner-Webb	59 65		
								239 A	ETSU	72 54		
								240 N	Southern U.	53 34		
								271 A	Longwood	56 73		
								285 A	Wofford	38 75		
								299 H	Presbyterian	54 39		
								334 H	Charleston So.	48 60		
								335 A	Western Caro.	64 47		
								342 A	USC Upstate	68 48		
								349 H	South Carolina St.	82 51		
LAST 10 Division I												
271 A	Longwood	56 73	342 A	USC Upstate	68 48							
237 H	Gardner-Webb	59 65	141 H	Campbell	60 52							
334 H	Charleston So.	48 60	184 A	Hampton	59 68							
231 A	Radford	63 50	299 H	Presbyterian	54 39							
207 H	High Point	76 60	240 N	Southern U.	53 34							

Non-Div I Games: Montreat 89 45 Lenoir-Rhyne 68 48

UNC Asheville

Loss, Non-Conf, S Site, H Home A Away N Neutral

UNC Greensboro

Through Games Of Jan. 27, 2020

Average RPI Win:	233	WON-LOST	WINNING	LAST 10	STRENGTH OF	OPP. STRENGTH	TEAM	ADJ.	CONF.	ADJ CONF.
Average RPI Loss:	160	RECORD	PCT. RANK	GAMES	SCHEDULE	OF SCHEDULE	RPI	RPI	RPI	RPI
DIV. I ONLY	12- 5	56	8-2	264	258	123	123	25	25	
DIV. I NON-CONF.	8- 4	90	4-1	185	297	102	102	22	22	
TOTALS	RPI 1-25	RPI 26-50	W-L RECORDS	RPI 51-100	RPI 101-150	RPI 150+				
12- 5	0- 0	0- 0	OVERALL	1- 0	1- 4	10- 1				
7- 1	0- 0	0- 0	HOME	0- 0	0- 1	7- 0				
5- 4	0- 0	0- 0	AWAY	1- 0	1- 3	3- 1				
0- 0	0- 0	0- 0	NEUTRAL	0- 0	0- 0	0- 0				
8- 4	0- 0	0- 0	NON-CONFERENCE	1- 0	1- 4	6- 0				
4- 1	0- 0	0- 0	HOME	0- 0	0- 1	4- 0				
4- 3	0- 0	0- 0	AWAY	1- 0	1- 3	2- 0				
0- 0	0- 0	0- 0	NEUTRAL	0- 0	0- 0	0- 0				
4- 1	0- 0	0- 0	CONFERENCE	0- 0	0- 0	4- 1				
3- 0	0- 0	0- 0	HOME	0- 0	0- 0	3- 0				
1- 1	0- 0	0- 0	AWAY	0- 0	0- 0	1- 1				
0- 0	0- 0	0- 0	NEUTRAL	0- 0	0- 0	0- 0				

RPI S	Opponent	Score	RPI S	Opponent	Score	RPI S	Opponent	Score	RPI S	Opponent	Score	Team's RPI: 123
						67	A Wake Forest	67 65	113	A Liberty	58 53	
									117	H Richmond	62 70	
									122	A Coastal Caro.	54 63	
									134	A N.C. A&T	48 57	
									141	A Campbell	64 72	
									174	A Furman	59 53	
									207	H High Point	82 70	
									233	H Chattanooga	49 41	
									239	H ETSU	63 47	
									241	A Col. of Charleston	69 56	
									254	A UNC Asheville	67 40	
									281	H Appalachian St.	54 47	
									285	A Wofford	61 66	
									323	H Georgia St.	64 49	
									327	H UMES	86 48	
									335	H Western Caro.	54 43	
LAST 10 Division I												
			285	A Wofford	61 66	281	H Appalachian St.	54 47				
			174	A Furman	59 53	207	H High Point	82 70				
			335	H Western Caro.	54 43	241	A Col. of Charleston	69 56				
			233	H Chattanooga	49 41	134	A N.C. A&T	48 57				
			239	H ETSU	63 47	323	H Georgia St.	64 49				

Non-Div I Games: Erskine 106 44 Concord 80 45 Lenoir-Rhyne 84 59

UNC Greensboro

Loss, Non-Conf, S Site, H Home A Away N Neutral

Average RPI Win:	259	WON-LOST	WINNING	LAST 10	STRENGTH OF	OPP. STRENGTH	TEAM	ADJ.	CONF.	ADJ CONF.
Average RPI Loss:	140	RECORD	PCT. RANK	GAMES	SCHEDULE	OF SCHEDULE	RPI	RPI	RPI	RPI
DIV. I ONLY	4- 12	294	2-8	81	276	252	252	14	14	
DIV. I NON-CONF.	2- 7	288	0-3	113	328	274	274	14	14	
TOTALS	RPI 1-25	RPI 26-50	W-L RECORDS	RPI 51-100	RPI 101-150	RPI 150+				
4- 12	0- 1	0- 1	OVERALL	0- 3	0- 1	4- 6				
2- 6	0- 0	0- 1	HOME	0- 1	0- 1	2- 3				
2- 5	0- 1	0- 0	AWAY	0- 1	0- 0	2- 3				
0- 1	0- 0	0- 0	NEUTRAL	0- 1	0- 0	0- 0				
2- 7	0- 1	0- 0	NON-CONFERENCE	0- 2	0- 1	2- 3				
1- 3	0- 0	0- 0	HOME	0- 0	0- 1	1- 2				
1- 3	0- 1	0- 0	AWAY	0- 1	0- 0	1- 1				
0- 1	0- 0	0- 0	NEUTRAL	0- 1	0- 0	0- 0				
2- 5	0- 0	0- 1	CONFERENCE	0- 1	0- 0	2- 3				
1- 3	0- 0	0- 1	HOME	0- 1	0- 0	1- 1				
1- 2	0- 0	0- 0	AWAY	0- 0	0- 0	1- 2				
0- 0	0- 0	0- 0	NEUTRAL	0- 0	0- 0	0- 0				

RPI 1-25				RPI 26-50				RPI 51-100				RPI 101+ Team's RPI: 252			
RPI	S	Opponent	Score	RPI	S	Opponent	Score	RPI	S	Opponent	Score	RPI	S	Opponent	Score
19	A	NC State	40 80	46	H	James Madison	58 66	57	N	North Carolina	45 85	122	H	Coastal Caro.	43 62
								67	A	Wake Forest	55 65	153	A	Elon	53 77
								69	H	Drexel	72 73	157	A	William & Mary	72 55
												177	H	Towson	41 62
												211	H	Kennesaw St.	56 58
												229	H	Delaware	71 65
												241	A	Col. of Charleston	63 67
												250	H	Winthrop	63 75
												271	A	Longwood	58 59
												299	A	Presbyterian	70 60
												349	H	South Carolina St.	84 46
LAST 10 Division I															
241	A	Col. of Charleston	63 67	69	H	Drexel	72 73								
177	H	Towson	41 62	229	H	Delaware	71 65								
46	H	James Madison	58 66	57	N	North Carolina	45 85								
153	A	Elon	53 77	250	H	Winthrop	63 75								
157	A	William & Mary	72 55	122	H	Coastal Caro.	43 62								

Non-Div I Games: Catawba 75 78 Mount Olive 75 67

UNCW

Loss, Non-Conf, S Site, H Home A Away N Neutral

Average RPI Win:	170	WON-LOST	WINNING	LAST 10	STRENGTH OF	OPP. STRENGTH	TEAM	ADJ.	CONF.	ADJ CONF.
Average RPI Loss:	46	RECORD	PCT. RANK	GAMES	SCHEDULE	OF SCHEDULE	RPI	RPI	RPI	RPI
DIV. I ONLY	10- 7	127	6-4	89	12	58	58	7	7	
DIV. I NON-CONF.	7- 3	80	3-0	112	2	49	49	7	7	
<hr/>										
TOTALS	RPI 1-25	RPI 26-50	W-L RECORDS	RPI 51-100	RPI 101-150	RPI 150+				
10- 7	1- 2	0- 2	OVERALL	3- 3	1- 0	5- 0				
5- 0	1- 0	0- 0	HOME	1- 0	0- 0	3- 0				
5- 5	0- 1	0- 2	AWAY	2- 2	1- 0	2- 0				
0- 2	0- 1	0- 0	NEUTRAL	0- 1	0- 0	0- 0				
7- 3	1- 1	0- 1	NON-CONFERENCE	2- 1	1- 0	3- 0				
3- 0	1- 0	0- 0	HOME	1- 0	0- 0	1- 0				
4- 1	0- 0	0- 1	AWAY	1- 0	1- 0	2- 0				
0- 2	0- 1	0- 0	NEUTRAL	0- 1	0- 0	0- 0				
3- 4	0- 1	0- 1	CONFERENCE	1- 2	0- 0	2- 0				
2- 0	0- 0	0- 0	HOME	0- 0	0- 0	2- 0				
1- 4	0- 1	0- 1	AWAY	1- 2	0- 0	0- 0				
0- 0	0- 0	0- 0	NEUTRAL	0- 0	0- 0	0- 0				

RPI 1-25				RPI 26-50				RPI 51-100				RPI 101+			
RPI	S	Opponent	Score	RPI	S	Opponent	Score	RPI	S	Opponent	Score	RPI	S	Opponent	Score
5	H	Iowa	88 66	30	A	Drake	87 104	53	A	Bradley	47 61	145	A	Missouri	78 73
13	A	Missouri St.	66 80	41	A	Creighton	54 57	59	A	Iowa St.	71 63	166	A	Wichita St.	61 50
25	N	Ohio St.	46 64					61	H	IUPUI	51 50	269	H	Indiana St.	73 43
								63	N	Alabama	77 87	291	H	North Dakota St.	95 63
								88	A	Southern Ill.	60 57	301	A	Omaha	81 45
								95	A	Illinois St.	57 65	317	H	Evansville	76 60
<hr/>															
LAST 10 Division I															
95	A	Illinois St.	57 65	88	A	Southern Ill.	60 57	30	A	Drake	87 104				
53	A	Bradley	47 61	59	A	Iowa St.	71 63	61	H	IUPUI	51 50				
269	H	Indiana St.	73 43	63	N	Alabama	77 87	88	A	Southern Ill.	60 57				
317	H	Evansville	76 60	95	A	Illinois St.	57 65	95	A	Illinois St.	57 65				
13	A	Missouri St.	66 80												

Non-Div I Games: Northwest Mo. St. 78 53

UNI

Loss, Non-Conf, S Site, H Home A Away N Neutral

Average RPI Win: 211	WON-LOST	WINNING	LAST 10	STRENGTH OF	OPP. STRENGTH	TEAM	ADJ.	CONF.	ADJ CONF.
Average RPI Loss: 149	RECORD	PCT. RANK	GAMES	SCHEDULE	OF SCHEDULE	RPI	RPI	RPI	RPI
DIV. I ONLY	10- 10	176	7-3	199	141	188	188	17	17
DIV. I NON-CONF.	4- 7	225	1-1	224	57	257	257	23	23
TOTALS	RPI 1-25	RPI 26-50	W-L RECORDS	RPI 51-100	RPI 101-150	RPI 150+			
10- 10	0- 0	1- 2	OVERALL	1- 2	1- 1	7- 5			
6- 5	0- 0	1- 2	HOME	1- 1	1- 0	3- 2			
4- 5	0- 0	0- 0	AWAY	0- 1	0- 1	4- 3			
0- 0	0- 0	0- 0	NEUTRAL	0- 0	0- 0	0- 0			
4- 7	0- 0	1- 2	NON-CONFERENCE	1- 1	0- 0	2- 4			
3- 4	0- 0	1- 2	HOME	1- 0	0- 0	1- 2			
1- 3	0- 0	0- 0	AWAY	0- 1	0- 0	1- 2			
0- 0	0- 0	0- 0	NEUTRAL	0- 0	0- 0	0- 0			
6- 3	0- 0	0- 0	CONFERENCE	0- 1	1- 1	5- 1			
3- 1	0- 0	0- 0	HOME	0- 1	1- 0	2- 0			
3- 2	0- 0	0- 0	AWAY	0- 0	0- 1	3- 1			
0- 0	0- 0	0- 0	NEUTRAL	0- 0	0- 0	0- 0			

RPI S	Opponent	Score	RPI S	Opponent	Score	RPI S	Opponent	Score	RPI S	Opponent	Score	Team's RPI: 188
35	H Virginia	55 63	71	H Fresno St.	66 72	109	H Boise St.	66 65	137	A San Jose St.	60 62	
38	H Duke	45 57	75	A Southern California	54 75	153	H Elon	44 50	179	A New Mexico	68 51	
44	H St. John's (NY)	79 75	78	H South Fla.	61 51	215	H Wyoming	65 53	218	A Southern Utah	68 72	
						236	H Cal St. Fullerton	58 64	247	A Pepperdine	69 44	
						256	A Grand Canyon	51 53	267	A San Diego St.	39 48	
						283	A Utah St.	60 46	288	H Nevada	66 64	
						315	A Air Force	67 60	349	H South Carolina St.	66 57	
LAST 10 Division I												
267	A San Diego St.	39 48	109	H Boise St.	66 65							
288	H Nevada	66 64	315	A Air Force	67 60							
179	A New Mexico	68 51	283	A Utah St.	60 46							
137	A San Jose St.	60 62	78	H South Fla.	61 51							
215	H Wyoming	65 53	35	H Virginia	55 63							

Non-Div I Games:

UNLV

■ Loss,
 ■ Non-Conf,
 S Site,
 ■ Home
 ■ Away
 N Neutral

Average RPI Win:	342	WON-LOST	WINNING	LAST 10	STRENGTH OF	OPP. STRENGTH	TEAM	ADJ.	CONF.	ADJ CONF.
Average RPI Loss:	202	RECORD	PCT. RANK	GAMES	SCHEDULE	OF SCHEDULE	RPI	RPI	RPI	RPI
DIV. I ONLY	4- 13	299	1-9	326	320	342	342	26	26	
DIV. I NON-CONF.	3- 4	201	0	340	216	305	305	27	27	
TOTALS	RPI 1-25	RPI 26-50	W-L RECORDS	RPI 51-100	RPI 101-150	RPI 150+				
4- 13	0- 1	0- 0	OVERALL	0- 1	0- 1	4- 10				
4- 4	0- 0	0- 0	HOME	0- 0	0- 0	4- 4				
0- 9	0- 1	0- 0	AWAY	0- 1	0- 1	0- 6				
0- 0	0- 0	0- 0	NEUTRAL	0- 0	0- 0	0- 0				
3- 4	0- 1	0- 0	NON-CONFERENCE	0- 1	0- 0	3- 2				
3- 0	0- 0	0- 0	HOME	0- 0	0- 0	3- 0				
0- 4	0- 1	0- 0	AWAY	0- 1	0- 0	0- 2				
0- 0	0- 0	0- 0	NEUTRAL	0- 0	0- 0	0- 0				
1- 9	0- 0	0- 0	CONFERENCE	0- 0	0- 1	1- 8				
1- 4	0- 0	0- 0	HOME	0- 0	0- 0	1- 4				
0- 5	0- 0	0- 0	AWAY	0- 0	0- 1	0- 4				
0- 0	0- 0	0- 0	NEUTRAL	0- 0	0- 0	0- 0				

RPI 1-25				RPI 26-50				RPI 51-100				RPI 101+ Team's RPI: 342			
RPI	S	Opponent	Score	RPI	S	Opponent	Score	RPI	S	Opponent	Score	RPI	S	Opponent	Score
1	A	South Carolina	32 112					73	A	Georgia	53 67	141	A	Campbell	38 50
												184	A	Hampton	40 60
												204	A	Jacksonville	43 87
												207	A	High Point	46 85
												231	H	Radford	41 57
												237	A	Gardner-Webb	53 63
												250	H	Winthrop	38 52
												254	H	UNC Asheville	48 68
												271	H	Longwood	62 70
												272	A	East Carolina	48 69
												299	A	Presbyterian	42 55
												334	H	Charleston So.	70 53
												335	H	Western Caro.	70 62
												349	H	South Carolina St.	58 47
												350	H	Florida A&M	74 61
LAST 10 Division I															
299	A	Presbyterian	42 55	250	H	Winthrop	38 52								
231	H	Radford	41 57	254	H	UNC Asheville	48 68								
237	A	Gardner-Webb	53 63	207	A	High Point	46 85								
184	A	Hampton	40 60	141	A	Campbell	38 50								
271	H	Longwood	62 70	334	H	Charleston So.	70 53								

Non-Div I Games: Mars Hill 89 31 UNKNOWN 71 49

USC Upstate

Loss, Non-Conf, S Site, H Home A Away N Neutral

Average RPI Win:	239	WON-LOST	WINNING	LAST 10	STRENGTH OF	OPP. STRENGTH	TEAM	ADJ.	CONF.	ADJ CONF.
Average RPI Loss:	54	RECORD	PCT. RANK	GAMES	SCHEDULE	OF SCHEDULE	RPI	RPI	RPI	RPI
DIV. I ONLY	12- 8	116	7-3	90	152	101	101	22	22	
DIV. I NON-CONF.	6- 6	164	1-1	69	62	110	110	21	21	
TOTALS	RPI 1-25	RPI 26-50	W-L RECORDS	RPI 51-100	RPI 101-150	RPI 150+				
12- 8	0- 3	0- 1	OVERALL	0- 2	2- 2	10- 0				
7- 2	0- 0	0- 0	HOME	0- 1	2- 1	5- 0				
5- 3	0- 1	0- 0	AWAY	0- 1	0- 1	5- 0				
0- 3	0- 2	0- 1	NEUTRAL	0- 0	0- 0	0- 0				
6- 6	0- 3	0- 1	NON-CONFERENCE	0- 1	1- 1	5- 0				
3- 2	0- 0	0- 0	HOME	0- 1	1- 1	2- 0				
3- 1	0- 1	0- 0	AWAY	0- 0	0- 0	3- 0				
0- 3	0- 2	0- 1	NEUTRAL	0- 0	0- 0	0- 0				
6- 2	0- 0	0- 0	CONFERENCE	0- 1	1- 1	5- 0				
4- 0	0- 0	0- 0	HOME	0- 0	1- 0	3- 0				
2- 2	0- 0	0- 0	AWAY	0- 1	0- 1	2- 0				
0- 0	0- 0	0- 0	NEUTRAL	0- 0	0- 0	0- 0				

RPI 1-25				RPI 26-50				RPI 51-100				RPI 101+ Team's RPI: 101			
RPI	S	Opponent	Score	RPI	S	Opponent	Score	RPI	S	Opponent	Score	RPI	S	Opponent	Score
2	N	Oregon	54 91	45	N	Oklahoma St.	47 60	64	A	Troy	69 85	108	H	Texas Southern	63 74
3	N	Louisville	67 76					72	H	Marist	57 73	122	A	Coastal Caro.	56 62
15	A	Northwestern	47 74									129	H	Louisiana	79 52
												143	H	Wright St.	68 62
												170	A	Kansas St.	57 53
												198	H	Little Rock	65 58
												209	H	Arkansas St.	71 44
												213	H	SMU	51 46
												234	A	North Texas	68 49
												262	A	South Alabama	68 45
												281	A	Appalachian St.	82 60
												337	A	Grambling	88 54
												346	H	La.-Monroe	72 34
												348	H	Chicago St.	84 53
LAST 10 Division I															
				64	A	Troy	69 85	281	A	Appalachian St.	82 60				
				262	A	South Alabama	68 45	198	H	Little Rock	65 58				
				346	H	La.-Monroe	72 34	209	H	Arkansas St.	71 44				
				129	H	Louisiana	79 52	108	H	Texas Southern	63 74				
				122	A	Coastal Caro.	56 62	213	H	SMU	51 46				

Non-Div I Games:

UT Arlington

■ Loss,
 ■ Non-Conf,
 ■ S Site,
 ■ H Home
 ■ A Away
 N Neutral

Average RPI Win:	204	WON-LOST	WINNING	LAST 10	STRENGTH OF	OPP. STRENGTH	TEAM	ADJ.	CONF.	ADJ CONF.
Average RPI Loss:	75	RECORD	PCT. RANK	GAMES	SCHEDULE	OF SCHEDULE	RPI	RPI	RPI	RPI
DIV. I ONLY	11- 8	130	7-3	82	115	86	86	18	18	
DIV. I NON-CONF.	4- 7	225	0-2	17	17	116	116	24	24	
TOTALS	RPI 1-25	RPI 26-50	W-L RECORDS	RPI 51-100	RPI 101-150	RPI 150+				
11- 8	0- 3	0- 1	OVERALL	2- 3	0- 0	9- 1				
8- 1	0- 1	0- 0	HOME	2- 0	0- 0	6- 0				
3- 7	0- 2	0- 1	AWAY	0- 3	0- 0	3- 1				
0- 0	0- 0	0- 0	NEUTRAL	0- 0	0- 0	0- 0				
4- 7	0- 3	0- 1	NON-CONFERENCE	1- 3	0- 0	3- 0				
4- 1	0- 1	0- 0	HOME	1- 0	0- 0	3- 0				
0- 6	0- 2	0- 1	AWAY	0- 3	0- 0	0- 0				
0- 0	0- 0	0- 0	NEUTRAL	0- 0	0- 0	0- 0				
7- 1	0- 0	0- 0	CONFERENCE	1- 0	0- 0	6- 1				
4- 0	0- 0	0- 0	HOME	1- 0	0- 0	3- 0				
3- 1	0- 0	0- 0	AWAY	0- 0	0- 0	3- 1				
0- 0	0- 0	0- 0	NEUTRAL	0- 0	0- 0	0- 0				

RPI 1-25				RPI 26-50				RPI 51-100				RPI 101+			
RPI	S	Opponent	Score	RPI	S	Opponent	Score	RPI	S	Opponent	Score	RPI	S	Opponent	Score
3	H	Louisville	63 71	47	A	Arkansas	46 96	61	H	IUPUI	57 51	164	H	Samford	80 75
10	A	Gonzaga	55 78					66	H	Belmont	74 57	175	A	Austin Peay	69 61
11	A	Mississippi St.	46 82					88	A	Southern Ill.	59 70	175	H	Austin Peay	65 61
								95	A	Illinois St.	47 70	223	A	Murray St.	89 64
								99	A	Saint Louis	50 56	223	H	Murray St.	98 56
												233	H	Chattanooga	78 51
												243	A	Eastern Ill.	70 74
												265	H	Lipscomb	83 67
												320	A	SIUE	79 39
												340	H	Tennessee St.	88 71
LAST 10 Division I															
320	A	SIUE	79 39	340	H	Tennessee St.	88 71	175	A	Austin Peay	69 61				
243	A	Eastern Ill.	70 74	223	A	Murray St.	89 64	47	A	Arkansas	46 96				
175	H	Austin Peay	65 61	3	H	Louisville	63 71								
223	H	Murray St.	98 56												
66	H	Belmont	74 57												

Non-Div I Games:

UT Martin

■ Loss,
 ■ Non-Conf,
 ■ S Site,
 ■ H Home
 ■ A Away
 N Neutral

U
T
E
PU
T
E
P

UTEP

Page 319

Average RPI Win:	320	WON-LOST	WINNING	LAST 10	STRENGTH OF	OPP. STRENGTH	TEAM	ADJ.	CONF.	ADJ CONF.
Average RPI Loss:	189	RECORD	PCT. RANK	GAMES	SCHEDULE	OF SCHEDULE	RPI	RPI	RPI	RPI
DIV. I ONLY	4- 11	289	3-7	303	318	321	321	32	32	
DIV. I NON-CONF.	1- 8	322	0-4	199	224	324	324	32	32	
TOTALS	RPI 1-25	RPI 26-50	W-L RECORDS	RPI 51-100	RPI 101-150	RPI 150+				
4- 11	0- 0	0- 1	OVERALL	0- 1	0- 3	4- 6				
3- 3	0- 0	0- 0	HOME	0- 0	0- 2	3- 1				
1- 6	0- 0	0- 1	AWAY	0- 1	0- 1	1- 3				
0- 2	0- 0	0- 0	NEUTRAL	0- 0	0- 0	0- 2				
1- 8	0- 0	0- 1	NON-CONFERENCE	0- 1	0- 3	1- 3				
1- 2	0- 0	0- 0	HOME	0- 0	0- 2	1- 0				
0- 4	0- 0	0- 1	AWAY	0- 1	0- 1	0- 1				
0- 2	0- 0	0- 0	NEUTRAL	0- 0	0- 0	0- 2				
3- 3	0- 0	0- 0	CONFERENCE	0- 0	0- 0	3- 3				
2- 1	0- 0	0- 0	HOME	0- 0	0- 0	2- 1				
1- 2	0- 0	0- 0	AWAY	0- 0	0- 0	1- 2				
0- 0	0- 0	0- 0	NEUTRAL	0- 0	0- 0	0- 0				

RPI S	Opponent	Score	RPI S	Opponent	Score	RPI S	Opponent	Score	RPI S	Opponent	Score	Team's RPI: 321
34	A Texas	69 85	75	A Southern California	43 80	108	H Texas Southern	44 71	140	A A&M-Corpus Christi	50 61	
						140	H A&M-Corpus Christi	54 59	170	A Kansas St.	66 79	
						227	A UMKC	56 60	263	N Long Beach St.	65 69	
						288	N Nevada	57 62	296	H California Baptist	87 68	
						303	H UTSA	75 64	308	A New Mexico St.	75 76	
						326	H Utah Valley	67 76	331	H Seattle U	85 81	
						348	A Chicago St.	87 67				
LAST 10 Division I												
308	A New Mexico St.	75 76	296	H California Baptist	87 68							
326	H Utah Valley	67 76	170	A Kansas St.	66 79							
331	H Seattle U	85 81	288	N Nevada	57 62							
348	A Chicago St.	87 67	263	N Long Beach St.	65 69							
227	A UMKC	56 60	75	A Southern California	43 80							

Non-Div I Games: Tex. A&M Int'l 72 56 Tex. A&M-Kingsville 66 45 Texas Lutheran 98 46 Minot St. 75 56

UTRGV

Loss, Non-Conf, S Site, H Home A Away N Neutral

Average RPI Win:	286	WON-LOST	WINNING	LAST 10	STRENGTH OF	OPP. STRENGTH	TEAM	ADJ.	CONF.	ADJ CONF.
Average RPI Loss:	180	RECORD	PCT. RANK	GAMES	SCHEDULE	OF SCHEDULE	RPI	RPI	RPI	RPI
DIV. I ONLY	3- 12	309	2-8	207	247	303	303	13	13	
DIV. I NON-CONF.	1- 7	321	0-3	245	284	328	328	13	13	
TOTALS	RPI 1-25	RPI 26-50	W-L RECORDS	RPI 51-100	RPI 101-150	RPI 150+				
3- 12	0- 0	0- 1	OVERALL	0- 2	0- 0	3- 9				
2- 4	0- 0	0- 0	HOME	0- 1	0- 0	2- 3				
1- 7	0- 0	0- 1	AWAY	0- 0	0- 0	1- 6				
0- 1	0- 0	0- 0	NEUTRAL	0- 1	0- 0	0- 0				
1- 7	0- 0	0- 1	NON-CONFERENCE	0- 1	0- 0	1- 5				
1- 1	0- 0	0- 0	HOME	0- 0	0- 0	1- 1				
0- 5	0- 0	0- 1	AWAY	0- 0	0- 0	0- 4				
0- 1	0- 0	0- 0	NEUTRAL	0- 1	0- 0	0- 0				
2- 5	0- 0	0- 0	CONFERENCE	0- 1	0- 0	2- 4				
1- 3	0- 0	0- 0	HOME	0- 1	0- 0	1- 2				
1- 2	0- 0	0- 0	AWAY	0- 0	0- 0	1- 2				
0- 0	0- 0	0- 0	NEUTRAL	0- 0	0- 0	0- 0				

RPI 1-25				RPI 26-50				RPI 51-100				RPI 101+				Team's RPI: 303	
RPI	S	Opponent	Score	RPI	S	Opponent	Score	RPI	S	Opponent	Score	RPI	S	Opponent	Score		
				34	A	Texas	53 84	98	N	Utah	45 91	151	A	Texas Tech	58 115		
								100	H	Rice	62 74	162	H	Sam Houston St.	77 81		
												168	H	Fla. Atlantic	53 80		
												185	A	Hawaii	50 62		
												199	A	Southern Miss.	65 82		
												212	A	UTEP	54 94		
												234	H	North Texas	55 79		
												251	A	Louisiana Tech	82 73		
												292	A	Texas St.	69 74		
												297	H	FIU	60 45		
												310	H	Incarnate Word	63 56		
												321	A	UTRGV	64 75		
LAST 10 Division I																	
				100	H	Rice	62 74	297	H	FIU	60 45						
				234	H	North Texas	55 79	168	H	Fla. Atlantic	53 80						
				212	A	UTEP	54 94	151	A	Texas Tech	58 115						
				199	A	Southern Miss.	65 82	162	H	Sam Houston St.	77 81						
				251	A	Louisiana Tech	82 73	292	A	Texas St.	69 74						

Non-Div I Games: Texas Wesleyan 80 78 Southwest (NM) 79 62 Concordia (TX) 73 44

UTSA

Loss, Non-Conf, S Site, H Home A Away N Neutral

Average RPI Win:	187	WON-LOST	WINNING	LAST 10	STRENGTH OF	OPP. STRENGTH	TEAM	ADJ.	CONF.	ADJ CONF.
Average RPI Loss:	64	RECORD	PCT. RANK	GAMES	SCHEDULE	OF SCHEDULE	RPI	RPI	RPI	RPI
DIV. I ONLY	10- 9	167	4-6	65	47	98	98	1	1	
DIV. I NON-CONF.	7- 4	100	1-1	299	170	200	200	1	1	
TOTALS	RPI 1-25	RPI 26-50	W-L RECORDS	RPI 51-100	RPI 101-150	RPI 150+				
10- 9	0- 4	1- 2	OVERALL	2- 0	2- 2	5- 1				
5- 4	0- 1	0- 2	HOME	1- 0	0- 1	4- 0				
3- 5	0- 3	1- 0	AWAY	1- 0	1- 1	0- 1				
2- 0	0- 0	0- 0	NEUTRAL	0- 0	1- 0	1- 0				
7- 4	0- 0	0- 1	NON-CONFERENCE	1- 0	1- 2	5- 1				
4- 2	0- 0	0- 1	HOME	0- 0	0- 1	4- 0				
1- 2	0- 0	0- 0	AWAY	1- 0	0- 1	0- 1				
2- 0	0- 0	0- 0	NEUTRAL	0- 0	1- 0	1- 0				
3- 5	0- 4	1- 1	CONFERENCE	1- 0	1- 0	0- 0				
1- 2	0- 1	0- 1	HOME	1- 0	0- 0	0- 0				
2- 3	0- 3	1- 0	AWAY	0- 0	1- 0	0- 0				
0- 0	0- 0	0- 0	NEUTRAL	0- 0	0- 0	0- 0				

RPI 1-25				RPI 26-50				RPI 51-100				Team's RPI: 98	RPI 101+			
RPI	S	Opponent	Score	RPI	S	Opponent	Score	RPI	S	Opponent	Score		RPI	S	Opponent	Score
2	A	Oregon	51 88	43	A	Colorado	84 69	75	H	Southern California	67 65		104	A	Cincinnati	62 68
4	A	Stanford	49 82	43	H	Colorado	70 80	81	A	BYU	77 73		108	N	Texas Southern	61 52
6	H	UCLA	54 84	49	H	South Dakota	81 84						126	A	California	71 62
14	A	Oregon St.	48 77										133	H	Providence	60 67
													225	A	Xavier	63 70
													253	H	Oral Roberts	78 58
													288	H	Nevada	68 62
													295	H	Eastern Wash.	87 49
													300	H	Weber St.	75 46
													303	N	UTSA	91 45
LAST 10 Division I																
4	A	Stanford	49 82	2	A	Oregon	51 88									
126	A	California	71 62	14	A	Oregon St.	48 77									
43	A	Colorado	84 69	43	H	Colorado	70 80									
75	H	Southern California	67 65	300	H	Weber St.	75 46									
6	H	UCLA	54 84	133	H	Providence	60 67									

Non-Div I Games:

Utah

Average RPI Win:	280	WON-LOST	WINNING	LAST 10	STRENGTH OF	OPP. STRENGTH	TEAM	ADJ.	CONF.	ADJ CONF.
Average RPI Loss:	173	RECORD	PCT. RANK	GAMES	SCHEDULE	OF SCHEDULE	RPI	RPI	RPI	RPI
DIV. I ONLY	5- 14	290	3-7	187	248	283	283	17	17	
DIV. I NON-CONF.	4- 6	212	2-1	119	249	185	185	23	23	
TOTALS	RPI 1-25	RPI 26-50	W-L RECORDS	RPI 51-100	RPI 101-150	RPI 150+				
5- 14	0- 2	0- 0	OVERALL	0- 2	0- 3	5- 7				
3- 5	0- 0	0- 0	HOME	0- 0	0- 3	3- 2				
2- 9	0- 2	0- 0	AWAY	0- 2	0- 0	2- 5				
0- 0	0- 0	0- 0	NEUTRAL	0- 0	0- 0	0- 0				
4- 6	0- 2	0- 0	NON-CONFERENCE	0- 1	0- 1	4- 2				
3- 1	0- 0	0- 0	HOME	0- 0	0- 1	3- 0				
1- 5	0- 2	0- 0	AWAY	0- 1	0- 0	1- 2				
0- 0	0- 0	0- 0	NEUTRAL	0- 0	0- 0	0- 0				
1- 8	0- 0	0- 0	CONFERENCE	0- 1	0- 2	1- 5				
0- 4	0- 0	0- 0	HOME	0- 0	0- 2	0- 2				
1- 4	0- 0	0- 0	AWAY	0- 1	0- 0	1- 3				
0- 0	0- 0	0- 0	NEUTRAL	0- 0	0- 0	0- 0				

RPI 1-25				RPI 26-50				RPI 51-100				RPI 101+ Team's RPI: 283			
RPI	S	Opponent	Score	RPI	S	Opponent	Score	RPI	S	Opponent	Score	RPI	S	Opponent	Score
2	A	Oregon	52 109					71	A	Fresno St.	64 76	109	H	Boise St.	59 65
14	A	Oregon St.	46 75					81	A	BYU	50 67	124	H	Portland	64 70
												137	H	San Jose St.	61 76
												188	H	UNLV	46 60
												234	H	North Texas	66 55
												236	A	Cal St. Fullerton	62 83
												257	H	Idaho St.	69 61
												260	A	Colorado St.	55 56
												263	A	Long Beach St.	56 48
												267	A	San Diego St.	62 66
												288	A	Nevada	60 69
												315	A	Air Force	53 52
												315	H	Air Force	45 62
												326	A	Utah Valley	49 57
												331	H	Seattle U	70 63
LAST 10 Division I															
260	A	Colorado St.	55 56	267	A	San Diego St.	62 66								
315	A	Air Force	53 52	188	H	UNLV	46 60								
109	H	Boise St.	59 65	326	A	Utah Valley	49 57								
288	A	Nevada	60 69	257	H	Idaho St.	69 61								
315	H	Air Force	45 62	234	H	North Texas	66 55								

Non-Div I Games: Dixie St. 61 49

Utah St.

Utah Valley

Through Games Of Jan. 27, 2020

Average RPI Win:	303	WON-LOST	WINNING	LAST 10	STRENGTH OF	OPP. STRENGTH	TEAM	ADJ.	CONF.	ADJ CONF.
Average RPI Loss:	219	RECORD	PCT. RANK	GAMES	SCHEDULE	OF SCHEDULE	RPI	RPI	RPI	RPI
DIV. I ONLY	6- 11	250	6-4	341	330	326	326	32	32	
DIV. I NON-CONF.	1- 9	326	1-2	321	289	345	345	32	32	
TOTALS	RPI 1-25	RPI 26-50	W-L RECORDS	RPI 51-100	RPI 101-150	RPI 150+				
6- 11	0- 0	0- 0	OVERALL	0- 1	0- 1	6- 9				
4- 6	0- 0	0- 0	HOME	0- 0	0- 0	4- 6				
2- 5	0- 0	0- 0	AWAY	0- 1	0- 1	2- 3				
0- 0	0- 0	0- 0	NEUTRAL	0- 0	0- 0	0- 0				
1- 9	0- 0	0- 0	NON-CONFERENCE	0- 1	0- 1	1- 7				
1- 4	0- 0	0- 0	HOME	0- 0	0- 0	1- 4				
0- 5	0- 0	0- 0	AWAY	0- 1	0- 1	0- 3				
0- 0	0- 0	0- 0	NEUTRAL	0- 0	0- 0	0- 0				
5- 2	0- 0	0- 0	CONFERENCE	0- 0	0- 0	5- 2				
3- 2	0- 0	0- 0	HOME	0- 0	0- 0	3- 2				
2- 0	0- 0	0- 0	AWAY	0- 0	0- 0	2- 0				
0- 0	0- 0	0- 0	NEUTRAL	0- 0	0- 0	0- 0				

RPI 1-25			RPI 26-50			RPI 51-100			RPI 101+ Team's RPI: 326		
RPI	S	Opponent	Score	RPI	S	Opponent	Score	RPI	S	Opponent	Score
						81	A	BYU	57	71	
								109	A	Boise St.	69 77
								156	H	CSU Bakersfield	53 55
								194	H	Montana	52 63
								218	H	Southern Utah	58 71
								227	H	UMKC	62 41
								256	H	Grand Canyon	59 66
								257	H	Idaho St.	61 88
								268	A	UC Santa Barbara	51 59
								279	A	UC Riverside	53 67
								283	H	Utah St.	57 49
								288	H	Nevada	57 60
								300	A	Weber St.	46 72
								308	A	New Mexico St.	58 54
								321	A	UTRGV	76 67
								331	H	Seattle U	70 58
								348	H	Chicago St.	89 58
LAST 10 Division I											
256	H	Grand Canyon	59 66	227	H	UMKC	62 41				
156	H	CSU Bakersfield	53 55	348	H	Chicago St.	89 58				
321	A	UTRGV	76 67	283	H	Utah St.	57 49				
308	A	New Mexico St.	58 54	300	A	Weber St.	46 72				
331	H	Seattle U	70 58	81	A	BYU	57 71				

Non-Div I Games: Antelope Valley 77 61 Ottawa (AZ) 99 50

Utah Valley

■ Loss,
 ■ Non-Conf,
 ■ S Site,
 ■ H Home
 ■ A Away
 N Neutral

Average RPI Win:	190	WON-LOST	WINNING	LAST 10	STRENGTH OF	OPP. STRENGTH	TEAM	ADJ.	CONF.	ADJ CONF.
Average RPI Loss:	111	RECORD	PCT. RANK	GAMES	SCHEDULE	OF SCHEDULE	RPI	RPI	RPI	RPI
DIV. I ONLY	11- 8	130	8-2	133	111	112	112	12	12	
DIV. I NON-CONF.	5- 8	221	2-2	155	106	230	230	12	12	
TOTALS	RPI 1-25	RPI 26-50	W-L RECORDS	RPI 51-100	RPI 101-150	RPI 150+				
11- 8	0- 0	1- 0	OVERALL	1- 4	2- 2	7- 2				
6- 3	0- 0	1- 0	HOME	0- 0	1- 2	4- 1				
4- 5	0- 0	0- 0	AWAY	1- 4	1- 0	2- 1				
1- 0	0- 0	0- 0	NEUTRAL	0- 0	0- 0	1- 0				
5- 8	0- 0	1- 0	NON-CONFERENCE	0- 4	0- 2	4- 2				
4- 3	0- 0	1- 0	HOME	0- 0	0- 2	3- 1				
0- 5	0- 0	0- 0	AWAY	0- 4	0- 0	0- 1				
1- 0	0- 0	0- 0	NEUTRAL	0- 0	0- 0	1- 0				
6- 0	0- 0	0- 0	CONFERENCE	1- 0	2- 0	3- 0				
2- 0	0- 0	0- 0	HOME	0- 0	1- 0	1- 0				
4- 0	0- 0	0- 0	AWAY	1- 0	1- 0	2- 0				
0- 0	0- 0	0- 0	NEUTRAL	0- 0	0- 0	0- 0				

RPI	S	Opponent	Score	RPI	S	Opponent	Score	RPI	S	Opponent	Score	RPI	S	Opponent	Score	Team's RPI: 112
32	H	Old Dominion	62 49	52	A	Middle Tenn.	63 86	104	H	Cincinnati	56 58	117	H	Richmond	53 50	
				74	A	Seton Hall	33 53	134	H	N.C. A&T	58 69	147	A	Massachusetts	61 46	
				78	A	South Fla.	55 77	157	H	William & Mary	55 69	167	A	Rhode Island	75 54	
				92	A	Boston College	52 87	183	H	Saint Joseph's	47 40	199	A	Southern Miss.	39 51	
				99	A	Saint Louis	65 52	214	A	George Mason	82 63	272	H	East Carolina	53 40	
								279	H	UC Riverside	67 51	281	H	Appalachian St.	66 38	
								301	N	Omaha	74 66					
LAST 10 Division I																
214	A	George Mason	82 63	167	A	Rhode Island	75 54									
147	A	Massachusetts	61 46	134	H	N.C. A&T	58 69									
117	H	Richmond	53 50	279	H	UC Riverside	67 51									
99	A	Saint Louis	65 52	52	A	Middle Tenn.	63 86									
183	H	Saint Joseph's	47 40	32	H	Old Dominion	62 49									

Non-Div I Games:

VCU

■ Loss,
 ■ Non-Conf,
 ■ S Site,
 ■ H Home
 ■ A Away
 N Neutral

Valparaiso

Through Games Of Jan. 27, 2020

Average RPI Win:	255	WON-LOST	WINNING	LAST 10	STRENGTH OF	OPP. STRENGTH	TEAM	ADJ.	CONF.	ADJ CONF.
Average RPI Loss:	69	RECORD	PCT. RANK	GAMES	SCHEDULE	OF SCHEDULE	RPI	RPI	RPI	RPI
DIV. I ONLY	11- 7	107	6-4	245	132	163	163	7	7	
DIV. I NON-CONF.	8- 3	68	3-0	325	192	141	141	7	7	
TOTALS	RPI 1-25	RPI 26-50	W-L RECORDS	RPI 51-100	RPI 101-150	RPI 150+				
11- 7	0- 3	0- 0	OVERALL	0- 3	1- 0	10- 1				
5- 4	0- 1	0- 0	HOME	0- 3	1- 0	4- 0				
6- 2	0- 1	0- 0	AWAY	0- 0	0- 0	6- 1				
0- 1	0- 1	0- 0	NEUTRAL	0- 0	0- 0	0- 0				
8- 3	0- 2	0- 0	NON-CONFERENCE	0- 0	0- 0	8- 1				
4- 0	0- 0	0- 0	HOME	0- 0	0- 0	4- 0				
4- 2	0- 1	0- 0	AWAY	0- 0	0- 0	4- 1				
0- 1	0- 1	0- 0	NEUTRAL	0- 0	0- 0	0- 0				
3- 4	0- 1	0- 0	CONFERENCE	0- 3	1- 0	2- 0				
1- 4	0- 1	0- 0	HOME	0- 3	1- 0	0- 0				
2- 0	0- 0	0- 0	AWAY	0- 0	0- 0	2- 0				
0- 0	0- 0	0- 0	NEUTRAL	0- 0	0- 0	0- 0				

RPI S	Opponent	Score	RPI S	Opponent	Score	RPI S	Opponent	Score	RPI S	Opponent	Score	Team's RPI: 163
13 H	Missouri St.	68 81				53 H	Bradley	61 75	103 H	Loyola Chicago	66 64	
15 A	Northwestern	48 69				88 H	Southern Ill.	51 67	155 A	Toledo	61 54	
25 N	Ohio St.	38 89				95 H	Illinois St.	60 72	191 H	Bowling Green	95 90	
									193 A	North Dakota	63 65	
									242 H	Morehead St.	55 53	
									243 A	Eastern Ill.	78 66	
									269 A	Indiana St.	75 56	
									291 A	North Dakota St.	66 54	
									312 A	Detroit Mercy	77 58	
									317 A	Evansville	88 66	
									339 H	UIC	63 37	
									348 H	Chicago St.	95 49	
LAST 10 Division I												
103 H	Loyola Chicago	66 64	13 H	Missouri St.	68 81							
53 H	Bradley	61 75	88 H	Southern Ill.	51 67							
95 H	Illinois St.	60 72	243 A	Eastern Ill.	78 66							
317 A	Evansville	88 66	348 H	Chicago St.	95 49							
269 A	Indiana St.	75 56	242 H	Morehead St.	55 53							

Non-Div I Games:

Valparaiso

■ Loss,
 ■ Non-Conf, S Site,
 ■ Home
 ■ Away
 N Neutral

Vanderbilt

Through Games Of Jan. 27, 2020

Average RPI Win:	195	WON-LOST	WINNING	LAST 10	STRENGTH OF	OPP. STRENGTH	TEAM	ADJ.	CONF.	ADJ CONF.
Average RPI Loss:	46	RECORD	PCT. RANK	GAMES	SCHEDULE	OF SCHEDULE	RPI	RPI	RPI	RPI
DIV. I ONLY	12- 8	116	5-5	33	102	84	84	4	4	
DIV. I NON-CONF.	10- 3	58	3-0	96	262	69	69	5	5	
TOTALS	RPI 1-25	RPI 26-50	W-L RECORDS	RPI 51-100	RPI 101-150	RPI 150+				
12- 8	0- 3	0- 2	OVERALL	2- 2	3- 1	7- 0				
8- 4	0- 3	0- 1	HOME	1- 0	2- 0	5- 0				
3- 2	0- 0	0- 0	AWAY	1- 1	1- 1	1- 0				
1- 2	0- 0	0- 1	NEUTRAL	0- 1	0- 0	1- 0				
10- 3	0- 1	0- 1	NON-CONFERENCE	1- 1	2- 0	7- 0				
7- 1	0- 1	0- 0	HOME	1- 0	1- 0	5- 0				
2- 0	0- 0	0- 0	AWAY	0- 0	1- 0	1- 0				
1- 2	0- 0	0- 1	NEUTRAL	0- 1	0- 0	1- 0				
2- 5	0- 2	0- 1	CONFERENCE	1- 1	1- 1	0- 0				
1- 3	0- 2	0- 1	HOME	0- 0	1- 0	0- 0				
1- 2	0- 0	0- 0	AWAY	1- 1	0- 1	0- 0				
0- 0	0- 0	0- 0	NEUTRAL	0- 0	0- 0	0- 0				

RPI S	Opponent	Score	RPI S	Opponent	Score	RPI S	Opponent	Score	RPI S	Opponent	Score
1	H South Carolina	57 93	37	N Rutgers	56 62	63	A Alabama	61 98	106	A Washington	76 74
7	H UConn	51 64	47	H Arkansas	66 100	73	A Georgia	63 55	127	A Florida	60 68
11	H Mississippi St.	52 68				74	N Seton Hall	65 69	136	H Auburn	77 55
						99	H Saint Louis	62 50	139	H Tennessee Tech	75 61
									161	H Columbia	72 51
									174	H Furman	74 46
									231	H Radford	80 46
									277	H Eastern Ky.	75 69
									298	N UC Irvine	76 63
									309	H Jacksonville St.	88 66
									340	A Tennessee St.	106 55
LAST 10 Division I											
63	A Alabama	61 98	127	A Florida	60 68						
11	H Mississippi St.	52 68	136	H Auburn	77 55						
47	H Arkansas	66 100	161	H Columbia	72 51						
1	H South Carolina	57 93	106	A Washington	76 74						
73	A Georgia	63 55	298	N UC Irvine	76 63						

Non-Div I Games:

Vanderbilt

Loss, Non-Conf, S Site, H Home A Away N Neutral

Average RPI Win:	304	WON-LOST	WINNING	LAST 10	STRENGTH OF	OPP. STRENGTH	TEAM	ADJ.	CONF.	ADJ CONF.
Average RPI Loss:	177	RECORD	PCT. RANK	GAMES	SCHEDULE	OF SCHEDULE	RPI	RPI	RPI	RPI
DIV. I ONLY	8- 11	220	5-5	296	332	282	282	28	28	
DIV. I NON-CONF.	5- 7	205	2-1	304	310	293	293	28	28	
TOTALS	RPI 1-25	RPI 26-50	W-L RECORDS	RPI 51-100	RPI 101-150	RPI 150+				
8- 11	0- 0	0- 0	OVERALL	0- 2	0- 2	8- 7				
6- 3	0- 0	0- 0	HOME	0- 0	0- 1	6- 2				
2- 8	0- 0	0- 0	AWAY	0- 2	0- 1	2- 5				
0- 0	0- 0	0- 0	NEUTRAL	0- 0	0- 0	0- 0				
5- 7	0- 0	0- 0	NON-CONFERENCE	0- 1	0- 2	5- 4				
4- 2	0- 0	0- 0	HOME	0- 0	0- 1	4- 1				
1- 5	0- 0	0- 0	AWAY	0- 1	0- 1	1- 3				
0- 0	0- 0	0- 0	NEUTRAL	0- 0	0- 0	0- 0				
3- 4	0- 0	0- 0	CONFERENCE	0- 1	0- 0	3- 3				
2- 1	0- 0	0- 0	HOME	0- 0	0- 0	2- 1				
1- 3	0- 0	0- 0	AWAY	0- 1	0- 0	1- 2				
0- 0	0- 0	0- 0	NEUTRAL	0- 0	0- 0	0- 0				

RPI 1-25				RPI 26-50				RPI 51-100				RPI 101+ Team's RPI: 282					
RPI	S	Opponent	Score	RPI	S	Opponent	Score	RPI	S	Opponent	Score	RPI	S	Opponent	Score		
								70	A	Minnesota	58	90	103	A	Loyola Chicago	76	78
								94	A	Stony Brook	49	67	147	H	Massachusetts	49	83
													158	A	Dartmouth	55	72
													167	A	Rhode Island	74	77
													172	A	Merrimack	53	78
													180	H	Binghamton	65	62
													219	A	UMass Lowell	47	61
													246	H	Saint Francis (PA)	69	73
													255	H	Maine	47	65
													276	H	Navy	64	56
													302	H	UMBC	60	58
													313	H	Bryant	71	66
													314	A	Albany (NY)	49	58
													330	H	NJIT	65	59
													338	H	Canisius	76	53
													345	A	Hartford	63	53
													347	A	LIU Brooklyn	73	62
LAST 10 Division I																	
				219	A	UMass Lowell	47	61	94	A	Stony Brook	49	67				
				255	H	Maine	47	65	314	A	Albany (NY)	49	58				
				345	A	Hartford	63	53	172	A	Merrimack	53	78				
				180	H	Binghamton	65	62	347	A	LIU Brooklyn	73	62				
				302	H	UMBC	60	58	330	H	NJIT	65	59				

Non-Div I Games: Norwich 86 40

Vermont

■ Loss,
 ■ Non-Conf,
 ■ S Site,
 ■ H Home
 ■ A Away
 N Neutral

Villanova

Through Games Of Jan. 27, 2020

Average RPI Win:	146	WON-LOST	WINNING	LAST 10	STRENGTH OF	OPP. STRENGTH	TEAM	ADJ.	CONF.	ADJ CONF.
Average RPI Loss:	77	RECORD	PCT. RANK	GAMES	SCHEDULE	OF SCHEDULE	RPI	RPI	RPI	RPI
DIV. I ONLY	11- 9	150	6-4	64	48	89	89	6	6	
DIV. I NON-CONF.	6- 5	151	1-0	74	61	89	89	6	6	
TOTALS	RPI 1-25	RPI 26-50	W-L RECORDS	RPI 51-100	RPI 101-150	RPI 150+				
11- 9	0- 1	1- 3	OVERALL	2- 3	3- 1	5- 1				
6- 4	0- 0	0- 2	HOME	0- 1	2- 1	4- 0				
5- 5	0- 1	1- 1	AWAY	2- 2	1- 0	1- 1				
0- 0	0- 0	0- 0	NEUTRAL	0- 0	0- 0	0- 0				
6- 5	0- 0	0- 1	NON-CONFERENCE	1- 2	2- 1	3- 1				
3- 2	0- 0	0- 1	HOME	0- 0	1- 1	2- 0				
3- 3	0- 0	0- 0	AWAY	1- 2	1- 0	1- 1				
0- 0	0- 0	0- 0	NEUTRAL	0- 0	0- 0	0- 0				
5- 4	0- 1	1- 2	CONFERENCE	1- 1	1- 0	2- 0				
3- 2	0- 0	0- 1	HOME	0- 1	1- 0	2- 0				
2- 2	0- 1	1- 1	AWAY	1- 0	0- 0	0- 0				
0- 0	0- 0	0- 0	NEUTRAL	0- 0	0- 0	0- 0				

RPI 1-25				RPI 26-50				RPI 51-100 Team's RPI: 89				RPI 101+			
RPI	S	Opponent	Score	RPI	S	Opponent	Score	RPI	S	Opponent	Score	RPI	S	Opponent	Score
18	A	DePaul	69 85	39	A	Marquette	52 57	55	A	Temple	69 74	115	A	Fordham	73 66
				41	H	Creighton	42 58	69	A	Drexel	52 54	120	H	Penn	70 58
				44	A	St. John's (NY)	67 62	73	A	Georgia	63 58	133	H	Providence	51 49
				46	H	James Madison	52 56	74	A	Seton Hall	61 55	148	H	George Washington	56 68
								90	H	Butler	41 58	183	H	Saint Joseph's	60 44
												190	A	American	54 76
												197	A	La Salle	77 69
												220	H	Manhattan	63 51
												222	H	Georgetown	74 53
												225	H	Xavier	66 54
LAST 10 Division I															
39	A	Marquette	52 57	90	H	Butler	41 58								
18	A	DePaul	69 85	44	A	St. John's (NY)	67 62								
222	H	Georgetown	74 53	74	A	Seton Hall	61 55								
120	H	Penn	70 58	41	H	Creighton	42 58								
225	H	Xavier	66 54	133	H	Providence	51 49								

Non-Div I Games:

Villanova

Loss, Non-Conf, S Site, H Home A Away N Neutral

Virginia

Through Games Of Jan. 27, 2020

Average RPI Win:	104	WON-LOST	WINNING	LAST 10	STRENGTH OF	OPP. STRENGTH	TEAM	ADJ.	CONF.	ADJ CONF.
Average RPI Loss:	32	RECORD	PCT. RANK	GAMES	SCHEDULE	OF SCHEDULE	RPI	RPI	RPI	RPI
DIV. I ONLY	8- 12	231	3-7	1	20	35	35	5	5	
DIV. I NON-CONF.	5- 6	187	0-1	1	33	18	18	3	3	
TOTALS	RPI 1-25	RPI 26-50	W-L RECORDS	RPI 51-100	RPI 101-150	RPI 150+				
8- 12	0- 6	3- 2	OVERALL	2- 4	1- 0	2- 0				
5- 4	0- 2	3- 1	HOME	1- 1	1- 0	0- 0				
3- 7	0- 3	0- 1	AWAY	1- 3	0- 0	2- 0				
0- 1	0- 1	0- 0	NEUTRAL	0- 0	0- 0	0- 0				
5- 6	0- 4	2- 1	NON-CONFERENCE	1- 1	0- 0	2- 0				
3- 2	0- 2	2- 0	HOME	1- 0	0- 0	0- 0				
2- 3	0- 1	0- 1	AWAY	0- 1	0- 0	2- 0				
0- 1	0- 1	0- 0	NEUTRAL	0- 0	0- 0	0- 0				
3- 6	0- 2	1- 1	CONFERENCE	1- 3	1- 0	0- 0				
2- 2	0- 0	1- 1	HOME	0- 1	1- 0	0- 0				
1- 4	0- 2	0- 0	AWAY	1- 2	0- 0	0- 0				
0- 0	0- 0	0- 0	NEUTRAL	0- 0	0- 0	0- 0				

RPI 1-25				RPI 26-50				Team's RPI: 35	RPI 51-100				RPI 101+			
RPI	S	Opponent	Score	RPI	S	Opponent	Score		RPI	S	Opponent	Score	RPI	S	Opponent	Score
3	A	Louisville	56 71	28	H	Virginia Tech	61 69		54	A	Georgia Tech	51 61	128	H	Notre Dame	90 60
6	H	UCLA	62 73	32	H	Old Dominion	56 53		57	H	North Carolina	47 65	188	A	UNLV	63 55
7	A	UConn	44 83	37	A	Rutgers	63 73		60	H	Bucknell	84 60	249	A	CSUN	72 47
11	N	Mississippi St.	59 72	38	H	Duke	66 63		67	A	Wake Forest	56 62				
19	A	NC State	60 80	46	H	James Madison	55 49		75	A	Southern California	49 59				
20	H	Kentucky	47 50						92	A	Boston College	69 52				
LAST 10 Division I																
128	H	Notre Dame	90 60	38	H	Duke	66 63									
3	A	Louisville	56 71	19	A	NC State	60 80									
28	H	Virginia Tech	61 69	57	H	North Carolina	47 65									
67	A	Wake Forest	56 62	54	A	Georgia Tech	51 61									
92	A	Boston College	69 52	11	N	Mississippi St.	59 72									

Non-Div I Games:

Virginia

■ Loss,
■ Non-Conf, S Site,
■ Home
■ Away
N Neutral

Average RPI Win:	150	WON-LOST	WINNING	LAST 10	STRENGTH OF	OPP. STRENGTH	TEAM	ADJ.	CONF.	ADJ CONF.
Average RPI Loss:	37	RECORD	PCT. RANK	GAMES	SCHEDULE	OF SCHEDULE	RPI	RPI	RPI	RPI
DIV. I ONLY	15- 4	37	7-3	78	37	28	28	5	5	
DIV. I NON-CONF.	10- 1	19	2-0	106	104	25	25	3	3	
TOTALS	RPI 1-25	RPI 26-50	W-L RECORDS	RPI 51-100	RPI 101-150	RPI 150+				
15- 4	0- 2	2- 1	OVERALL	4- 1	2- 0	7- 0				
10- 0	0- 0	1- 0	HOME	2- 0	2- 0	5- 0				
2- 3	0- 2	1- 1	AWAY	0- 0	0- 0	1- 0				
3- 1	0- 0	0- 0	NEUTRAL	2- 1	0- 0	1- 0				
10- 1	0- 0	1- 0	NON-CONFERENCE	2- 1	2- 0	5- 0				
6- 0	0- 0	1- 0	HOME	0- 0	2- 0	3- 0				
1- 0	0- 0	0- 0	AWAY	0- 0	0- 0	1- 0				
3- 1	0- 0	0- 0	NEUTRAL	2- 1	0- 0	1- 0				
5- 3	0- 2	1- 1	CONFERENCE	2- 0	0- 0	2- 0				
4- 0	0- 0	0- 0	HOME	2- 0	0- 0	2- 0				
1- 3	0- 2	1- 1	AWAY	0- 0	0- 0	0- 0				
0- 0	0- 0	0- 0	NEUTRAL	0- 0	0- 0	0- 0				

RPI 1-25				RPI 26-50				Team's RPI: 28	RPI 51-100				RPI 101+			
RPI	S	Opponent	Score	RPI	S	Opponent	Score		RPI	S	Opponent	Score	RPI	S	Opponent	Score
16	A	Florida St.	62 86	29	H	Purdue	67 54		57	H	North Carolina	76 70	102	H	Davidson	88 68
19	A	NC State	69 76	35	A	Virginia	69 61		66	N	Belmont	60 58	113	H	Liberty	73 69
				38	A	Duke	67 72		73	N	Georgia	72 77	166	N	Wichita St.	84 63
									92	H	Boston College	70 49	173	H	Clemson	71 50
									100	N	Rice	54 45	214	A	George Mason	77 58
													237	H	Gardner-Webb	87 65
													246	H	Saint Francis (PA)	105 41
													287	H	Pittsburgh	68 56
													327	H	UMES	86 43
LAST 10 Division I																
173	H	Clemson	71 50	57	H	North Carolina	76 70									
92	H	Boston College	70 49	19	A	NC State	69 76									
35	A	Virginia	69 61	16	A	Florida St.	62 86									
38	A	Duke	67 72	166	N	Wichita St.	84 63									
287	H	Pittsburgh	68 56	100	N	Rice	54 45									

Non-Div I Games:

Virginia Tech

■ Loss,
 ■ Non-Conf,
 ■ S Site,
 ■ H Home
 ■ A Away
 N Neutral

Average RPI Win:	323	WON-LOST	WINNING	LAST 10	STRENGTH OF	OPP. STRENGTH	TEAM	ADJ.	CONF.	ADJ CONF.
Average RPI Loss:	154	RECORD	PCT. RANK	GAMES	SCHEDULE	OF SCHEDULE	RPI	RPI	RPI	RPI
DIV. I ONLY	6- 12	261	3-7	194	341	273	273	29	29	
DIV. I NON-CONF.	3- 7	252	0-2	35	327	199	199	30	30	
TOTALS	RPI 1-25	RPI 26-50	W-L RECORDS	RPI 51-100	RPI 101-150	RPI 150+				
6- 12	0- 1	0- 1	OVERALL	0- 4	0- 1	6- 5				
5- 2	0- 0	0- 0	HOME	0- 1	0- 0	5- 1				
1- 10	0- 1	0- 1	AWAY	0- 3	0- 1	1- 4				
0- 0	0- 0	0- 0	NEUTRAL	0- 0	0- 0	0- 0				
3- 7	0- 1	0- 1	NON-CONFERENCE	0- 4	0- 0	3- 1				
3- 1	0- 0	0- 0	HOME	0- 1	0- 0	3- 0				
0- 6	0- 1	0- 1	AWAY	0- 3	0- 0	0- 1				
0- 0	0- 0	0- 0	NEUTRAL	0- 0	0- 0	0- 0				
3- 5	0- 0	0- 0	CONFERENCE	0- 0	0- 1	3- 4				
2- 1	0- 0	0- 0	HOME	0- 0	0- 0	2- 1				
1- 4	0- 0	0- 0	AWAY	0- 0	0- 1	1- 3				
0- 0	0- 0	0- 0	NEUTRAL	0- 0	0- 0	0- 0				

RPI 1-25				RPI 26-50				RPI 51-100				RPI 101+				Team's RPI: 273	
RPI	S	Opponent	Score	RPI	S	Opponent	Score	RPI	S	Opponent	Score	RPI	S	Opponent	Score		
8	A	Maryland	56 119	42	A	Yale	68 87	87	A	Colgate	58 74	130	A	Robert Morris	47 51		
								90	A	Butler	58 74	208	A	Youngstown St.	42 64		
								93	A	Rider	63 77	235	A	Mt. St. Mary's	63 78		
								94	H	Stony Brook	45 66	246	A	Saint Francis (PA)	50 51		
												266	H	Sacred Heart	65 79		
												302	H	UMBC	67 60		
												311	H	St. Francis Brooklyn	74 66		
												313	A	Bryant	58 45		
												330	H	NJIT	61 59		
												333	H	Saint Peter's	90 89		
												344	A	Central Conn. St.	63 66		
												347	H	LIU Brooklyn	63 61		
LAST 10 Division I																	
				313	A	Bryant	58 45					130	A	Robert Morris	47 51		
				344	A	Central Conn. St.	63 66					266	H	Sacred Heart	65 79		
				347	H	LIU Brooklyn	63 61					235	A	Mt. St. Mary's	63 78		
				311	H	St. Francis Brooklyn	74 66					42	A	Yale	68 87		
				246	A	Saint Francis (PA)	50 51					87	A	Colgate	58 74		

Non-Div I Games: Staten Island 81 57

Wagner

■ Loss,
 ■ Non-Conf,
 ■ S Site,
 ■ H Home
 ■ A Away
 N Neutral

Wake Forest

Through Games Of Jan. 27, 2020

Average RPI Win:	140	WON-LOST	WINNING	LAST 10	STRENGTH OF	OPP. STRENGTH	TEAM	ADJ.	CONF.	ADJ CONF.
Average RPI Loss:	73	RECORD	PCT. RANK	GAMES	SCHEDULE	OF SCHEDULE	RPI	RPI	RPI	RPI
DIV. I ONLY	12- 8	116	6-4	48	28	67	67	5	5	
DIV. I NON-CONF.	7- 4	100	1-0	144	148	114	114	3	3	
TOTALS	RPI 1-25	RPI 26-50	W-L RECORDS	RPI 51-100	RPI 101-150	RPI 150+				
12- 8	0- 3	2- 1	OVERALL	2- 2	3- 1	5- 1				
8- 3	0- 1	1- 0	HOME	1- 1	2- 1	4- 0				
2- 5	0- 2	1- 1	AWAY	0- 1	0- 0	1- 1				
2- 0	0- 0	0- 0	NEUTRAL	1- 0	1- 0	0- 0				
7- 4	0- 0	0- 1	NON-CONFERENCE	1- 1	2- 1	4- 1				
4- 2	0- 0	0- 0	HOME	0- 1	1- 1	3- 0				
1- 2	0- 0	0- 1	AWAY	0- 0	0- 0	1- 1				
2- 0	0- 0	0- 0	NEUTRAL	1- 0	1- 0	0- 0				
5- 4	0- 3	2- 0	CONFERENCE	1- 1	1- 0	1- 0				
4- 1	0- 1	1- 0	HOME	1- 0	1- 0	1- 0				
1- 3	0- 2	1- 0	AWAY	0- 1	0- 0	0- 0				
0- 0	0- 0	0- 0	NEUTRAL	0- 0	0- 0	0- 0				

RPI 1-25				RPI 26-50				RPI 51-100 Team's RPI: 67				RPI 101+			
RPI	S	Opponent	Score	RPI	S	Opponent	Score	RPI	S	Opponent	Score	RPI	S	Opponent	Score
3	A	Louisville	61 75	35	H	Virginia	62 56	54	H	Georgia Tech	65 60	114	H	Syracuse	65 60
16	H	Florida St.	65 70	38	A	Duke	60 58	62	A	Miami (FL)	56 59	123	H	UNC Greensboro	65 67
19	A	NC State	45 59	44	A	St. John's (NY)	74 82	76	H	Charlotte	65 77	127	N	Florida	73 68
								79	N	Dayton	78 59	141	H	Campbell	74 46
												153	A	Elon	69 57
												173	H	Clemson	63 58
												239	A	ETSU	60 67
												241	H	Col. of Charleston	106 50
												252	H	UNCW	65 55
												272	H	East Carolina	76 53
LAST 10 Division I															
114	H	Syracuse	65 60	173	H	Clemson	63 58								
16	H	Florida St.	65 70	54	H	Georgia Tech	65 60								
19	A	NC State	45 59	38	A	Duke	60 58								
35	H	Virginia	62 56	62	A	Miami (FL)	56 59								
3	A	Louisville	61 75	127	N	Florida	73 68								

Non-Div I Games:

Wake Forest

■ Loss,
■ Non-Conf, S Site,
■ Home
■ Away
N Neutral

Average RPI Win:	184	WON-LOST	WINNING	LAST 10	STRENGTH OF	OPP. STRENGTH	TEAM	ADJ.	CONF.	ADJ CONF.
Average RPI Loss:	69	RECORD	PCT. RANK	GAMES	SCHEDULE	OF SCHEDULE	RPI	RPI	RPI	RPI
DIV. I ONLY	10- 9	167	3-7	67	38	106	106	1	1	
DIV. I NON-CONF.	8- 3	68	1-1	202	139	125	125	1	1	
TOTALS	RPI 1-25	RPI 26-50	W-L RECORDS	RPI 51-100	RPI 101-150	RPI 150+				
10- 9	1- 2	0- 2	OVERALL	1- 3	2- 1	6- 1				
4- 6	0- 0	0- 2	HOME	0- 2	0- 1	4- 1				
3- 3	0- 2	0- 0	AWAY	1- 1	2- 0	0- 0				
3- 0	1- 0	0- 0	NEUTRAL	0- 0	0- 0	2- 0				
8- 3	1- 0	0- 0	NON-CONFERENCE	0- 1	1- 1	6- 1				
4- 3	0- 0	0- 0	HOME	0- 1	0- 1	4- 1				
1- 0	0- 0	0- 0	AWAY	0- 0	1- 0	0- 0				
3- 0	1- 0	0- 0	NEUTRAL	0- 0	0- 0	2- 0				
2- 6	0- 2	0- 2	CONFERENCE	1- 2	1- 0	0- 0				
0- 3	0- 0	0- 2	HOME	0- 1	0- 0	0- 0				
2- 3	0- 2	0- 0	AWAY	1- 1	1- 0	0- 0				
0- 0	0- 0	0- 0	NEUTRAL	0- 0	0- 0	0- 0				

RPI	S	Opponent	Score	RPI	S	Opponent	Score	RPI	S	Opponent	Score	RPI	S	Opponent	Score	Team's RPI: 106
4	A	Stanford	56 77	27	H	Arizona St.	50 67	75	A	Southern California	78 81	125	H	Tulane	62 64	
5	N	Iowa	70 63	33	H	Arizona	58 66	84	H	Vanderbilt	74 76	126	A	California	67 64	
6	A	UCLA	80 85					85	A	Washington St.	65 56	146	A	San Diego	65 47	
								85	H	Washington St.	59 66	156	H	CSU Bakersfield	80 49	
												185	H	Hawaii	50 62	
												221	N	Iona	65 34	
												230	H	San Francisco	73 54	
												238	N	Howard	75 58	
												300	H	Weber St.	94 41	
												331	H	Seattle U	78 46	
LAST 10 Division I																
75	A	Southern California	78 81	4	A	Stanford	56 77									
6	A	UCLA	80 85	126	A	California	67 64									
33	H	Arizona	58 66	85	A	Washington St.	65 56									
27	H	Arizona St.	50 67	84	H	Vanderbilt	74 76									
85	H	Washington St.	59 66	230	H	San Francisco	73 54									

Non-Div I Games:

Washington

■ Loss,
 ■ Non-Conf,
 ■ S Site,
 ■ H Home
 ■ A Away
 N Neutral

Average RPI Win:	197	WON-LOST	WINNING	LAST 10	STRENGTH OF	OPP. STRENGTH	TEAM	ADJ.	CONF.	ADJ CONF.
Average RPI Loss:	31	RECORD	PCT. RANK	GAMES	SCHEDULE	OF SCHEDULE	RPI	RPI	RPI	RPI
DIV. I ONLY	9- 11	203	3-7	13	23	85	85	1	1	
DIV. I NON-CONF.	7- 5	131	1-1	50	44	82	82	1	1	
TOTALS	RPI 1-25	RPI 26-50	W-L RECORDS	RPI 51-100	RPI 101-150	RPI 150+				
9- 11	0- 6	0- 2	OVERALL	1- 2	3- 1	5- 0				
5- 4	0- 1	0- 2	HOME	1- 0	0- 1	4- 0				
3- 4	0- 2	0- 0	AWAY	0- 2	3- 0	0- 0				
1- 3	0- 3	0- 0	NEUTRAL	0- 0	0- 0	1- 0				
7- 5	0- 4	0- 0	NON-CONFERENCE	1- 1	1- 0	5- 0				
5- 1	0- 1	0- 0	HOME	1- 0	0- 0	4- 0				
1- 1	0- 0	0- 0	AWAY	0- 1	1- 0	0- 0				
1- 3	0- 3	0- 0	NEUTRAL	0- 0	0- 0	1- 0				
2- 6	0- 2	0- 2	CONFERENCE	0- 1	2- 1	0- 0				
0- 3	0- 0	0- 2	HOME	0- 0	0- 1	0- 0				
2- 3	0- 2	0- 0	AWAY	0- 1	2- 0	0- 0				
0- 0	0- 0	0- 0	NEUTRAL	0- 0	0- 0	0- 0				

RPI 1-25				RPI 26-50				RPI 51-100 Team's RPI: 85				RPI 101+			
RPI	S	Opponent	Score	RPI	S	Opponent	Score	RPI	S	Opponent	Score	RPI	S	Opponent	Score
1	N	South Carolina	53 68	27	H	Arizona St.	56 65	62	A	Miami (FL)	68 74	106	A	Washington	66 59
4	A	Stanford	58 77	33	H	Arizona	67 74	75	A	Southern California	63 74	106	H	Washington	56 65
6	A	UCLA	50 66					81	H	BYU	67 50	109	A	Boise St.	80 68
9	N	Baylor	66 89									126	A	California	96 75
10	H	Gonzaga	53 76									240	N	Southern U.	69 54
12	N	Indiana	44 78									247	H	Pepperdine	85 48
												249	H	CSUN	71 61
												298	H	UC Irvine	87 59
												316	H	Ark.-Pine Bluff	85 56
LAST 10 Division I															
6	A	UCLA	50 66	126	A	California	96 75								
75	A	Southern California	63 74	4	A	Stanford	58 77								
27	H	Arizona St.	56 65	106	H	Washington	56 65								
33	H	Arizona	67 74	62	A	Miami (FL)	68 74								
106	A	Washington	66 59	240	N	Southern U.	69 54								

Non-Div I Games:

Washington St.

■ Loss,
■ Non-Conf,
■ S Site,
■ H Home
■ A Away
N Neutral

Average RPI Win:	272	WON-LOST	WINNING	LAST 10	STRENGTH OF	OPP. STRENGTH	TEAM	ADJ.	CONF.	ADJ CONF.
Average RPI Loss:	175	RECORD	PCT. RANK	GAMES	SCHEDULE	OF SCHEDULE	RPI	RPI	RPI	RPI
DIV. I ONLY	3- 15	321	1-9	222	230	300	300	20	20	
DIV. I NON-CONF.	2- 7	288	0-1	126	227	241	241	17	17	
TOTALS	RPI 1-25	RPI 26-50	W-L RECORDS	RPI 51-100	RPI 101-150	RPI 150+				
3- 15	0- 1	0- 0	OVERALL	0- 2	0- 4	3- 8				
1- 5	0- 0	0- 0	HOME	0- 0	0- 1	1- 4				
2- 10	0- 1	0- 0	AWAY	0- 2	0- 3	2- 4				
0- 0	0- 0	0- 0	NEUTRAL	0- 0	0- 0	0- 0				
2- 7	0- 1	0- 0	NON-CONFERENCE	0- 1	0- 3	2- 2				
1- 1	0- 0	0- 0	HOME	0- 0	0- 1	1- 0				
1- 6	0- 1	0- 0	AWAY	0- 1	0- 2	1- 2				
0- 0	0- 0	0- 0	NEUTRAL	0- 0	0- 0	0- 0				
1- 8	0- 0	0- 0	CONFERENCE	0- 1	0- 1	1- 6				
0- 4	0- 0	0- 0	HOME	0- 0	0- 0	0- 4				
1- 4	0- 0	0- 0	AWAY	0- 1	0- 1	1- 2				
0- 0	0- 0	0- 0	NEUTRAL	0- 0	0- 0	0- 0				

RPI	S	Opponent	Score	RPI	S	Opponent	Score	RPI	S	Opponent	Score	RPI	S	Opponent	Score	Team's RPI: 300
6	A	UCLA	45 85					97	A	Idaho	50 70	105	A	Pacific	53 76	
								98	A	Utah	46 75	106	A	Washington	41 94	
												119	A	Montana St.	52 81	
												124	H	Portland	59 78	
												186	H	Portland St.	57 76	
												194	A	Montana	57 85	
												200	H	Northern Ariz.	82 88	
												210	A	Northern Colo.	65 60	
												212	A	UTEP	51 70	
												257	H	Idaho St.	54 65	
												279	A	UC Riverside	64 54	
												295	A	Eastern Wash.	53 63	
												308	A	New Mexico St.	47 77	
												322	H	Sacramento St.	67 91	
												326	H	Utah Valley	72 46	
LAST 10 Division I																
194	A	Montana	57 85	210	A	Northern Colo.	65 60									
119	A	Montana St.	52 81	200	H	Northern Ariz.	82 88									
186	H	Portland St.	57 76	97	A	Idaho	50 70									
257	H	Idaho St.	54 65	295	A	Eastern Wash.	53 63									
322	H	Sacramento St.	67 91	98	A	Utah	46 75									

Non-Div I Games:

Weber St.

West Virginia

Through Games Of Jan. 27, 2020

Average RPI Win:	163	WON-LOST	WINNING	LAST 10	STRENGTH OF	OPP. STRENGTH	TEAM	ADJ.	CONF.	ADJ CONF.
Average RPI Loss:	31	RECORD	PCT. RANK	GAMES	SCHEDULE	OF SCHEDULE	RPI	RPI	RPI	RPI
DIV. I ONLY	13- 5	51	6-4	55	39	40	40	3	3	
DIV. I NON-CONF.	10- 1	19	3-0	162	126	39	39	4	4	
TOTALS	RPI 1-25	RPI 26-50	W-L RECORDS	RPI 51-100	RPI 101-150	RPI 150+				
13- 5	1- 2	1- 3	OVERALL	2- 0	2- 0	7- 0				
6- 2	0- 0	1- 2	HOME	0- 0	1- 0	4- 0				
3- 2	1- 2	0- 0	AWAY	1- 0	0- 0	1- 0				
4- 1	0- 0	0- 1	NEUTRAL	1- 0	1- 0	2- 0				
10- 1	1- 0	0- 1	NON-CONFERENCE	1- 0	2- 0	6- 0				
5- 0	0- 0	0- 0	HOME	0- 0	1- 0	4- 0				
1- 0	1- 0	0- 0	AWAY	0- 0	0- 0	0- 0				
4- 1	0- 0	0- 1	NEUTRAL	1- 0	1- 0	2- 0				
3- 4	0- 2	1- 2	CONFERENCE	1- 0	0- 0	1- 0				
1- 2	0- 0	1- 2	HOME	0- 0	0- 0	0- 0				
2- 2	0- 2	0- 0	AWAY	1- 0	0- 0	1- 0				
0- 0	0- 0	0- 0	NEUTRAL	0- 0	0- 0	0- 0				

RPI 1-25				RPI 26-50				Team's RPI: 40				RPI 51-100				RPI 101+			
RPI	S	Opponent	Score	RPI	S	Opponent	Score	RPI	S	Opponent	Score	RPI	S	Opponent	Score	RPI	S	Opponent	Score
9	A	Baylor	51 91	34	H	Texas	68 63	83	A	Kansas	68 49	114	N	Syracuse	71 69				
11	A	Mississippi St.	71 65	36	H	Oklahoma	49 73	96	N	Michigan St.	63 57	131	H	Cornell	68 62				
23	A	TCU	60 73	41	N	Creighton	75 82					170	A	Kansas St.	74 63				
				45	H	Oklahoma St.	55 57					179	N	New Mexico	73 60				
												181	N	Norfolk St.	72 55				
												231	H	Radford	74 37				
												246	H	Saint Francis (PA)	74 45				
												299	H	Presbyterian	56 40				
												341	H	Coppin St.	82 47				
LAST 10 Division I																			
23	A	TCU	60 73	83	A	Kansas	68 49												
45	H	Oklahoma St.	55 57	170	A	Kansas St.	74 63												
9	A	Baylor	51 91	131	H	Cornell	68 62												
36	H	Oklahoma	49 73	114	N	Syracuse	71 69												
34	H	Texas	68 63	96	N	Michigan St.	63 57												

Non-Div I Games:

West Virginia

■ Loss,
■ Non-Conf, S Site,
■ Home
■ Away
N Neutral

Average RPI Win:	334	WON-LOST	WINNING	LAST 10	STRENGTH OF	OPP. STRENGTH	TEAM	ADJ.	CONF.	ADJ CONF.
Average RPI Loss:	193	RECORD	PCT. RANK	GAMES	SCHEDULE	OF SCHEDULE	RPI	RPI	RPI	RPI
DIV. I ONLY	1- 17	346	1-9	170	345	335	335	25	25	
DIV. I NON-CONF.	1- 12	335	1-4	131	346	327	327	22	22	
TOTALS	RPI 1-25	RPI 26-50	W-L RECORDS	RPI 51-100	RPI 101-150	RPI 150+				
1- 17	0- 0	0- 0	OVERALL	0- 1	0- 5	1- 11				
1- 8	0- 0	0- 0	HOME	0- 0	0- 3	1- 5				
0- 9	0- 0	0- 0	AWAY	0- 1	0- 2	0- 6				
0- 0	0- 0	0- 0	NEUTRAL	0- 0	0- 0	0- 0				
1- 12	0- 0	0- 0	NON-CONFERENCE	0- 1	0- 4	1- 7				
1- 6	0- 0	0- 0	HOME	0- 0	0- 3	1- 3				
0- 6	0- 0	0- 0	AWAY	0- 1	0- 1	0- 4				
0- 0	0- 0	0- 0	NEUTRAL	0- 0	0- 0	0- 0				
0- 5	0- 0	0- 0	CONFERENCE	0- 0	0- 1	0- 4				
0- 2	0- 0	0- 0	HOME	0- 0	0- 0	0- 2				
0- 3	0- 0	0- 0	AWAY	0- 0	0- 1	0- 2				
0- 0	0- 0	0- 0	NEUTRAL	0- 0	0- 0	0- 0				

RPI S	Opponent	Score	RPI S	Opponent	Score	RPI S	Opponent	Score	RPI S	Opponent	Score	Team's RPI: 335
						57	A North Carolina	55	102	A Davidson	51	101
									122	H Coastal Caro.	43	66
									123	A UNC Greensboro	43	54
									139	H Tennessee Tech	58	62
									141	H Campbell	40	61
									153	A Elon	24	68
									174	A Furman	53	69
									196	H Cleveland St.	61	68
									233	H Chattanooga	52	59
									237	A Gardner-Webb	62	88
									239	H ETSU	57	62
									241	A Col. of Charleston	62	73
									250	H Winthrop	60	63
									254	H UNC Asheville	47	64
									285	A Wofford	63	76
									334	H Charleston So.	69	64
									342	A USC Upstate	62	70
LAST 10 Division I												
			174	A Furman	53	69	241	A Col. of Charleston	62	73		
			285	A Wofford	63	76	250	H Winthrop	60	63		
			123	A UNC Greensboro	43	54	139	H Tennessee Tech	58	62		
			239	H ETSU	57	62	196	H Cleveland St.	61	68		
			233	H Chattanooga	52	59	334	H Charleston So.	69	64		

Non-Div I Games: Southern Wesleyan 70 37 UVa-Wise 64 55

Western Caro.

Average RPI Win:	277	WON-LOST	WINNING	LAST 10	STRENGTH OF	OPP. STRENGTH	TEAM	ADJ.	CONF.	ADJ CONF.
Average RPI Loss:	102	RECORD	PCT. RANK	GAMES	SCHEDULE	OF SCHEDULE	RPI	RPI	RPI	RPI
DIV. I ONLY	8- 10	206	5-5	213	165	205	205	19	19	
DIV. I NON-CONF.	3- 7	252	0-2	160	128	239	239	19	19	
TOTALS	RPI 1-25	RPI 26-50	W-L RECORDS	RPI 51-100	RPI 101-150	RPI 150+				
8- 10	0- 0	0- 3	OVERALL	0- 4	0- 1	8- 2				
5- 2	0- 0	0- 1	HOME	0- 1	0- 0	5- 0				
3- 6	0- 0	0- 2	AWAY	0- 2	0- 1	3- 1				
0- 2	0- 0	0- 0	NEUTRAL	0- 1	0- 0	0- 1				
3- 7	0- 0	0- 2	NON-CONFERENCE	0- 3	0- 1	3- 1				
2- 1	0- 0	0- 0	HOME	0- 1	0- 0	2- 0				
1- 4	0- 0	0- 2	AWAY	0- 1	0- 1	1- 0				
0- 2	0- 0	0- 0	NEUTRAL	0- 1	0- 0	0- 1				
5- 3	0- 0	0- 1	CONFERENCE	0- 1	0- 0	5- 1				
3- 1	0- 0	0- 1	HOME	0- 0	0- 0	3- 0				
2- 2	0- 0	0- 0	AWAY	0- 1	0- 0	2- 1				
0- 0	0- 0	0- 0	NEUTRAL	0- 0	0- 0	0- 0				

RPI S	Opponent	Score	RPI S	Opponent	Score	RPI S	Opponent	Score	RPI S	Opponent	Score	Team's RPI: 205
29	A Purdue	59 66	53	H Bradley	49 84	145	A Missouri	89 97				
30	A Drake	75 94	88	N Southern Ill.	65 79	154	H Southeast Mo. St.	97 91				
49	H South Dakota	65 96	91	A South Dakota St.	45 75	193	A North Dakota	71 77				
			95	A Illinois St.	65 78	243	N Eastern Ill.	52 60				
						253	H Oral Roberts	75 61				
						269	H Indiana St.	83 72				
						289	H Denver	82 75				
						291	A North Dakota St.	79 78				
						301	A Omaha	83 69				
						307	H Purdue Fort Wayne	79 68				
						348	A Chicago St.	88 78				
LAST 10 Division I												
193	A North Dakota	71 77	91	A South Dakota St.	45 75							
301	A Omaha	83 69	291	A North Dakota St.	79 78							
253	H Oral Roberts	75 61	49	H South Dakota	65 96							
289	H Denver	82 75	243	N Eastern Ill.	52 60							
307	H Purdue Fort Wayne	79 68	88	N Southern Ill.	65 79							

Non-Div I Games: Culver-Stockton 82 76 Ill.-Springfield 91 51 Mo. Baptist 90 69

Western Ill.

Average RPI Win:	131	WON-LOST	WINNING	LAST 10	STRENGTH OF	OPP. STRENGTH	TEAM	ADJ.	CONF.	ADJ CONF.
Average RPI Loss:	96	RECORD	PCT. RANK	GAMES	SCHEDULE	OF SCHEDULE	RPI	RPI	RPI	RPI
DIV. I ONLY	12- 6	76	6-4	53	56	26	26	13	13	
DIV. I NON-CONF.	8- 3	68	2-1	78	8	23	23	13	13	
TOTALS	RPI 1-25	RPI 26-50	W-L RECORDS	RPI 51-100	RPI 101-150	RPI 150+				
12- 6	1- 1	1- 2	OVERALL	4- 1	1- 0	5- 2				
6- 0	1- 0	1- 0	HOME	2- 0	1- 0	1- 0				
5- 6	0- 1	0- 2	AWAY	2- 1	0- 0	3- 2				
1- 0	0- 0	0- 0	NEUTRAL	0- 0	0- 0	1- 0				
8- 3	1- 1	1- 1	NON-CONFERENCE	2- 0	0- 0	4- 1				
4- 0	1- 0	1- 0	HOME	1- 0	0- 0	1- 0				
3- 3	0- 1	0- 1	AWAY	1- 0	0- 0	2- 1				
1- 0	0- 0	0- 0	NEUTRAL	0- 0	0- 0	1- 0				
4- 3	0- 0	0- 1	CONFERENCE	2- 1	1- 0	1- 1				
2- 0	0- 0	0- 0	HOME	1- 0	1- 0	0- 0				
2- 3	0- 0	0- 1	AWAY	1- 1	0- 0	1- 1				
0- 0	0- 0	0- 0	NEUTRAL	0- 0	0- 0	0- 0				

RPI	S	Opponent	Score
3	A	Louisville	56 75
21	H	Central Mich.	93 58

RPI	S	Opponent	Score
29	A	Purdue	50 67
32	A	Old Dominion	65 76
36	H	Oklahoma	74 63

Team's RPI: 26

RPI	S	Opponent	Score
52	H	Middle Tenn.	71 63
65	A	Ball St.	91 86
66	H	Belmont	77 46
76	A	Charlotte	60 56
100	A	Rice	65 73

RPI	S	Opponent	Score
111	H	UAB	69 65
164	A	Samford	88 84
176	A	Saint Mary's (CA)	73 80
198	H	Little Rock	77 58
216	N	Tulsa	76 63
234	A	North Texas	54 61
244	A	Marshall	74 65
325	A	Mercer	75 62

LAST 10 Division I

244	A	Marshall	74 65	100	A	Rice	65 73
76	A	Charlotte	60 56	234	A	North Texas	54 61
32	A	Old Dominion	65 76	29	A	Purdue	50 67
52	H	Middle Tenn.	71 63	164	A	Samford	88 84
111	H	UAB	69 65	65	A	Ball St.	91 86

Non-Div I Games:

Western Ky.

■ Loss,
 ■ Non-Conf,
 ■ S Site,
 ■ Home
 ■ A Away
 N Neutral

Average RPI Win:	232	WON-LOST	WINNING	LAST 10	STRENGTH OF	OPP. STRENGTH	TEAM	ADJ.	CONF.	ADJ CONF.
Average RPI Loss:	121	RECORD	PCT. RANK	GAMES	SCHEDULE	OF SCHEDULE	RPI	RPI	RPI	RPI
DIV. I ONLY	10- 7	127	6-4	166	211	132	132	10	10	
DIV. I NON-CONF.	6- 4	123	2-1	259	317	171	171	10	10	
TOTALS	RPI 1-25	RPI 26-50	W-L RECORDS	RPI 51-100	RPI 101-150	RPI 150+				
10- 7	0- 1	0- 1	OVERALL	1- 1	1- 1	8- 3				
5- 2	0- 1	0- 0	HOME	1- 0	0- 0	4- 1				
3- 4	0- 0	0- 1	AWAY	0- 0	1- 1	2- 2				
2- 1	0- 0	0- 0	NEUTRAL	0- 1	0- 0	2- 0				
6- 4	0- 0	0- 1	NON-CONFERENCE	0- 1	1- 0	5- 2				
2- 1	0- 0	0- 0	HOME	0- 0	0- 0	2- 1				
2- 2	0- 0	0- 1	AWAY	0- 0	1- 0	1- 1				
2- 1	0- 0	0- 0	NEUTRAL	0- 1	0- 0	2- 0				
4- 3	0- 1	0- 0	CONFERENCE	1- 0	0- 1	3- 1				
3- 1	0- 1	0- 0	HOME	1- 0	0- 0	2- 0				
1- 2	0- 0	0- 0	AWAY	0- 0	0- 1	1- 1				
0- 0	0- 0	0- 0	NEUTRAL	0- 0	0- 0	0- 0				

RPI 1-25				RPI 26-50				RPI 51-100				RPI 101+ Team's RPI: 132			
RPI	S	Opponent	Score	RPI	S	Opponent	Score	RPI	S	Opponent	Score	RPI	S	Opponent	Score
21	H	Central Mich.	70 80	48	A	Michigan	55 76	77	H	Ohio	73 72	103	A	Loyola Chicago	70 60
								94	N	Stony Brook	47 50	110	A	Kent St.	63 75
												155	H	Toledo	84 72
												168	H	Fla. Atlantic	79 80
												191	A	Bowling Green	63 72
												195	A	Akron	56 51
												195	H	Akron	79 71
												212	A	UTEP	46 76
												289	N	Denver	79 70
												308	N	New Mexico St.	79 76
												312	H	Detroit Mercy	82 67
												339	A	UIC	80 52
												348	H	Chicago St.	90 69
LAST 10 Division I															
195	H	Akron	79 71	195	A	Akron	56 51								
191	A	Bowling Green	63 72	155	H	Toledo	84 72								
21	H	Central Mich.	70 80	103	A	Loyola Chicago	70 60								
77	H	Ohio	73 72	94	N	Stony Brook	47 50								
110	A	Kent St.	63 75	289	N	Denver	79 70								

Non-Div I Games: Kentucky St. 80 41

Western Mich.

Loss, Non-Conf, S Site, H Home A Away N Neutral

Average RPI Win:	214	WON-LOST	WINNING	LAST 10	STRENGTH OF	OPP. STRENGTH	TEAM	ADJ.	CONF.	ADJ CONF.
Average RPI Loss:	85	RECORD	PCT. RANK	GAMES	SCHEDULE	OF SCHEDULE	RPI	RPI	RPI	RPI
DIV. I ONLY	11- 9	150	5-5	189	69	166	166	9	9	
DIV. I NON-CONF.	8- 5	117	2-1	243	105	156	156	9	9	
TOTALS	RPI 1-25	RPI 26-50	W-L RECORDS	RPI 51-100	RPI 101-150	RPI 150+				
11- 9	0- 2	1- 2	OVERALL	1- 2	1- 1	8- 2				
8- 3	0- 0	1- 0	HOME	1- 2	0- 1	6- 0				
2- 5	0- 2	0- 1	AWAY	0- 0	0- 0	2- 2				
1- 1	0- 0	0- 1	NEUTRAL	0- 0	1- 0	0- 0				
8- 5	0- 1	1- 2	NON-CONFERENCE	0- 1	1- 0	6- 1				
6- 1	0- 0	1- 0	HOME	0- 1	0- 0	5- 0				
1- 3	0- 1	0- 1	AWAY	0- 0	0- 0	1- 1				
1- 1	0- 0	0- 1	NEUTRAL	0- 0	1- 0	0- 0				
3- 4	0- 1	0- 0	CONFERENCE	1- 1	0- 1	2- 1				
2- 2	0- 0	0- 0	HOME	1- 1	0- 1	1- 0				
1- 2	0- 1	0- 0	AWAY	0- 0	0- 0	1- 1				
0- 0	0- 0	0- 0	NEUTRAL	0- 0	0- 0	0- 0				

RPI	S	Opponent	Score	RPI	S	Opponent	Score	RPI	S	Opponent	Score	RPI	S	Opponent	Score	Team's RPI: 166
7	A	UConn	55 83	28	N	Virginia Tech	63 84	55	H	Temple	72 70	119	N	Montana St.	66 64	
13	A	Missouri St.	55 68	36	H	Oklahoma	88 83	58	H	UNI	50 61	125	H	Tulane	56 61	
				41	A	Creighton	46 56	78	H	South Fla.	50 56	159	A	Houston	56 64	
												178	H	Eastern Mich.	63 52	
												216	H	Tulsa	57 46	
												240	H	Southern U.	69 63	
												251	A	Louisiana Tech	88 80	
												253	A	Oral Roberts	66 79	
												272	A	East Carolina	61 53	
												316	H	Ark.-Pine Bluff	100 50	
												329	H	Houston Baptist	59 42	
												337	H	Grambling	77 65	
LAST 10 Division I																
159	A	Houston	56 64	125	H	Tulane	56 61									
78	H	South Fla.	50 56	7	A	UConn	55 83									
55	H	Temple	72 70	337	H	Grambling	77 65									
216	H	Tulsa	57 46	28	N	Virginia Tech	63 84									
272	A	East Carolina	61 53	119	N	Montana St.	66 64									

Non-Div I Games:

Wichita St.

William & Mary

Through Games Of Jan. 27, 2020

Average RPI Win:	245	WON-LOST	WINNING	LAST 10	STRENGTH OF	OPP. STRENGTH	TEAM	ADJ.	CONF.	ADJ CONF.
Average RPI Loss:	109	RECORD	PCT. RANK	GAMES	SCHEDULE	OF SCHEDULE	RPI	RPI	RPI	RPI
DIV. I ONLY	13- 6	66	6-4	306	139	157	157	14	14	
DIV. I NON-CONF.	9- 2	38	2-0	333	157	130	130	14	14	
TOTALS	RPI 1-25	RPI 26-50	W-L RECORDS	RPI 51-100	RPI 101-150	RPI 150+				
13- 6	0- 0	0- 2	OVERALL	0- 1	2- 2	11- 1				
6- 3	0- 0	0- 1	HOME	0- 1	0- 0	6- 1				
7- 3	0- 0	0- 1	AWAY	0- 0	2- 2	5- 0				
0- 0	0- 0	0- 0	NEUTRAL	0- 0	0- 0	0- 0				
9- 2	0- 0	0- 1	NON-CONFERENCE	0- 0	2- 1	7- 0				
4- 1	0- 0	0- 1	HOME	0- 0	0- 0	4- 0				
5- 1	0- 0	0- 0	AWAY	0- 0	2- 1	3- 0				
0- 0	0- 0	0- 0	NEUTRAL	0- 0	0- 0	0- 0				
4- 4	0- 0	0- 1	CONFERENCE	0- 1	0- 1	4- 1				
2- 2	0- 0	0- 0	HOME	0- 1	0- 0	2- 1				
2- 2	0- 0	0- 1	AWAY	0- 0	0- 1	2- 0				
0- 0	0- 0	0- 0	NEUTRAL	0- 0	0- 0	0- 0				

RPI S	Opponent	Score	RPI S	Opponent	Score	RPI S	Opponent	Score	RPI S	Opponent	Score	Team's RPI: 157
			32	H Old Dominion	58 69	69	H Drexel	54 61	112	A VCU	69 55	
			46	A James Madison	70 84				117	A Richmond	73 76	
									135	A Northeastern	55 61	
									148	A George Washington	63 51	
									177	A Towson	83 75	
									181	H Norfolk St.	65 56	
									229	H Delaware	68 58	
									241	H Col. of Charleston	85 60	
									252	H UNCW	55 72	
									259	A Delaware St.	73 52	
									272	A East Carolina	78 68	
									293	A Army West Point	77 65	
									302	H UMBC	76 48	
									304	A Hofstra	66 53	
									327	H UMES	78 50	
									345	H Hartford	61 44	
LAST 10 Division I												
			69	H Drexel	54 61	252	H UNCW	55 72				
			229	H Delaware	68 58	177	A Towson	83 75				
			135	A Northeastern	55 61	46	A James Madison	70 84				
			304	A Hofstra	66 53	148	A George Washington	63 51				
			241	H Col. of Charleston	85 60	181	H Norfolk St.	65 56				

Non-Div I Games:

William & Mary

Loss, Non-Conf, S Site, H Home A Away N Neutral

Winthrop

Through Games Of Jan. 27, 2020

Average RPI Win:	283	WON-LOST	WINNING	LAST 10	STRENGTH OF	OPP. STRENGTH	TEAM	ADJ.	CONF.	ADJ CONF.
Average RPI Loss:	189	RECORD	PCT. RANK	GAMES	SCHEDULE	OF SCHEDULE	RPI	RPI	RPI	RPI
DIV. I ONLY	9- 9	176	7-3	317	306	250	250	26	26	
DIV. I NON-CONF.	3- 6	235	1-0	313	243	294	294	27	27	
TOTALS	RPI 1-25	RPI 26-50	W-L RECORDS	RPI 51-100	RPI 101-150	RPI 150+				
9- 9	0- 1	0- 1	OVERALL	0- 0	0- 1	9- 6				
4- 3	0- 0	0- 0	HOME	0- 0	0- 0	4- 3				
5- 5	0- 1	0- 1	AWAY	0- 0	0- 1	5- 2				
0- 1	0- 0	0- 0	NEUTRAL	0- 0	0- 0	0- 1				
3- 6	0- 1	0- 1	NON-CONFERENCE	0- 0	0- 0	3- 4				
0- 3	0- 0	0- 0	HOME	0- 0	0- 0	0- 3				
3- 2	0- 1	0- 1	AWAY	0- 0	0- 0	3- 0				
0- 1	0- 0	0- 0	NEUTRAL	0- 0	0- 0	0- 1				
6- 3	0- 0	0- 0	CONFERENCE	0- 0	0- 1	6- 2				
4- 0	0- 0	0- 0	HOME	0- 0	0- 0	4- 0				
2- 3	0- 0	0- 0	AWAY	0- 0	0- 1	2- 2				
0- 0	0- 0	0- 0	NEUTRAL	0- 0	0- 0	0- 0				

RPI 1-25				RPI 26-50				RPI 51-100				RPI 101+ Team's RPI: 250			
RPI	S	Opponent	Score	RPI	S	Opponent	Score	RPI	S	Opponent	Score	RPI	S	Opponent	Score
20	A	Kentucky	36 91	32	A	Old Dominion	44 68					141	A	Campbell	47 63
												184	H	Hampton	72 66
												207	H	High Point	69 63
												221	H	Iona	61 68
												231	A	Radford	53 54
												237	A	Gardner-Webb	59 71
												241	H	Col. of Charleston	73 84
												252	A	UNCW	75 63
												271	H	Longwood	74 63
												285	N	Wofford	59 60
												290	H	Ga. Southern	47 91
												299	H	Presbyterian	61 54
												324	A	N.C. Central	56 46
												334	A	Charleston So.	58 53
												335	A	Western Caro.	63 60
												342	A	USC Upstate	52 38
LAST 10 Division I															
334	A	Charleston So.	58 53	342	A	USC Upstate	52 38								
271	H	Longwood	74 63	237	A	Gardner-Webb	59 71								
231	A	Radford	53 54	207	H	High Point	69 63								
141	A	Campbell	47 63	184	H	Hampton	72 66								
299	H	Presbyterian	61 54	335	A	Western Caro.	63 60								

Non-Div I Games:

Winthrop

■ Loss,
 ■ Non-Conf,
 ■ S Site,
 ■ H Home
 ■ A Away
 N Neutral

Average RPI Win:	212	WON-LOST	WINNING	LAST 10	STRENGTH OF	OPP. STRENGTH	TEAM	ADJ.	CONF.	ADJ CONF.
Average RPI Loss:	46	RECORD	PCT. RANK	GAMES	SCHEDULE	OF SCHEDULE	RPI	RPI	RPI	RPI
DIV. I ONLY	10- 10	176	3-7	58	76	121	121	2	2	
DIV. I NON-CONF.	8- 3	68	1-0	180	219	90	90	2	2	
TOTALS	RPI 1-25	RPI 26-50	W-L RECORDS	RPI 51-100	RPI 101-150	RPI 150+				
10- 10	0- 1	0- 7	OVERALL	3- 2	0- 0	7- 0				
7- 4	0- 1	0- 3	HOME	1- 0	0- 0	6- 0				
2- 5	0- 0	0- 3	AWAY	1- 2	0- 0	1- 0				
1- 1	0- 0	0- 1	NEUTRAL	1- 0	0- 0	0- 0				
8- 3	0- 0	0- 2	NON-CONFERENCE	2- 1	0- 0	6- 0				
6- 0	0- 0	0- 0	HOME	1- 0	0- 0	5- 0				
1- 2	0- 0	0- 1	AWAY	0- 1	0- 0	1- 0				
1- 1	0- 0	0- 1	NEUTRAL	1- 0	0- 0	0- 0				
2- 7	0- 1	0- 5	CONFERENCE	1- 1	0- 0	1- 0				
1- 4	0- 1	0- 3	HOME	0- 0	0- 0	1- 0				
1- 3	0- 0	0- 2	AWAY	1- 1	0- 0	0- 0				
0- 0	0- 0	0- 0	NEUTRAL	0- 0	0- 0	0- 0				

RPI	S	Opponent	Score	RPI	S	Opponent	Score	RPI	S	Opponent	Score	RPI	S	Opponent	Score	Team's RPI: 121
5	H	Iowa	78 85	29	A	Purdue	61 72	54	A	Georgia Tech	41 60	187	H	Penn St.	71 65	
				37	H	Rutgers	61 64	65	N	Ball St.	67 56	243	H	Eastern Ill.	63 55	
				43	A	Colorado	57 74	70	A	Minnesota	72 62	264	H	Milwaukee	71 40	
				47	N	Arkansas	64 68	80	H	North Florida	75 62	285	H	Wofford	78 65	
				48	H	Michigan	56 68	96	A	Michigan St.	52 69	291	A	North Dakota St.	64 63	
				50	A	Nebraska	50 65					305	H	Prairie View	68 42	
				50	H	Nebraska	71 72					328	H	Alabama St.	85 67	
LAST 10 Division I																
				50	H	Nebraska	71 72	50	A	Nebraska	50 65					
				70	A	Minnesota	72 62	187	H	Penn St.	71 65					
				5	H	Iowa	78 85	29	A	Purdue	61 72					
				48	H	Michigan	56 68	37	H	Rutgers	61 64					
				96	A	Michigan St.	52 69	305	H	Prairie View	68 42					

Non-Div I Games:

Wisconsin

■ Loss,
 ■ Non-Conf,
 S Site,
 ■ Home
 ■ Away
 N Neutral

Wofford

Through Games Of Jan. 27, 2020

Average RPI Win:	262	WON-LOST	WINNING	LAST 10	STRENGTH OF	OPP. STRENGTH	TEAM	ADJ.	CONF.	ADJ CONF.
Average RPI Loss:	190	RECORD	PCT. RANK	GAMES	SCHEDULE	OF SCHEDULE	RPI	RPI	RPI	RPI
DIV. I ONLY	8- 10	206	5-5	307	257	285	285	25	25	
DIV. I NON-CONF.	4- 8	235	1-3	229	320	295	295	22	22	
TOTALS	RPI 1-25	RPI 26-50	W-L RECORDS	RPI 51-100	RPI 101-150	RPI 150+				
8- 10	0- 0	0- 0	OVERALL	0- 1	1- 3	7- 6				
6- 4	0- 0	0- 0	HOME	0- 0	1- 1	5- 3				
1- 6	0- 0	0- 0	AWAY	0- 1	0- 2	1- 3				
1- 0	0- 0	0- 0	NEUTRAL	0- 0	0- 0	1- 0				
4- 8	0- 0	0- 0	NON-CONFERENCE	0- 1	0- 3	4- 4				
3- 3	0- 0	0- 0	HOME	0- 0	0- 1	3- 2				
0- 5	0- 0	0- 0	AWAY	0- 1	0- 2	0- 2				
1- 0	0- 0	0- 0	NEUTRAL	0- 0	0- 0	1- 0				
4- 2	0- 0	0- 0	CONFERENCE	0- 0	1- 0	3- 2				
3- 1	0- 0	0- 0	HOME	0- 0	1- 0	2- 1				
1- 1	0- 0	0- 0	AWAY	0- 0	0- 0	1- 1				
0- 0	0- 0	0- 0	NEUTRAL	0- 0	0- 0	0- 0				

RPI S	Opponent	Score	RPI S	Opponent	Score	RPI S	Opponent	Score	RPI S	Opponent	Score	Team's RPI: 285
						83 A	Kansas	64 83	121 A	Wisconsin	65 78	
									122 H	Coastal Caro.	73 78	
									123 H	UNC Greensboro	66 61	
									136 A	Auburn	82 84	
									164 H	Samford	58 74	
									228 A	Northern Ky.	72 80	
									233 A	Chattanooga	76 80	
									237 A	Gardner-Webb	53 67	
									239 A	ETSU	76 47	
									250 N	Winthrop	60 59	
									254 H	UNC Asheville	75 38	
									271 H	Longwood	79 76	
									281 H	Appalachian St.	51 54	
									290 H	Ga. Southern	57 70	
									299 H	Presbyterian	67 60	
									325 H	Mercer	77 49	
									335 H	Western Caro.	76 63	
LAST 10 Division I												
			123 H	UNC Greensboro	66 61		164 H	Samford	58 74			
			335 H	Western Caro.	76 63		83 A	Kansas	64 83			
			239 A	ETSU	76 47		228 A	Northern Ky.	72 80			
			233 A	Chattanooga	76 80		254 H	UNC Asheville	75 38			
			325 H	Mercer	77 49		281 H	Appalachian St.	51 54			

Non-Div I Games: Brevard 82 34 Erskine 100 38 UNKNOWN 89 38

Wofford

Loss, Non-Conf, S Site, H Home A Away N Neutral

Average RPI Win: 233	WON-LOST	WINNING	LAST 10	STRENGTH OF	OPP. STRENGTH	TEAM	ADJ.	CONF.	ADJ CONF.
Average RPI Loss: 124	RECORD	PCT. RANK	GAMES	SCHEDULE	OF SCHEDULE	RPI	RPI	RPI	RPI
DIV. I ONLY	11- 8	130	7-3	232	156	143	143	21	21
DIV. I NON-CONF.	4- 6	212	0-1	186	42	177	177	18	18
TOTALS	RPI 1-25	RPI 26-50	W-L RECORDS	RPI 51-100	RPI 101-150	RPI 150+			
11- 8	0- 0	0- 0	OVERALL	0- 5	1- 1	10- 2			
5- 1	0- 0	0- 0	HOME	0- 1	0- 0	5- 0			
5- 5	0- 0	0- 0	AWAY	0- 3	1- 1	4- 1			
1- 2	0- 0	0- 0	NEUTRAL	0- 1	0- 0	1- 1			
4- 6	0- 0	0- 0	NON-CONFERENCE	0- 4	0- 1	4- 1			
1- 1	0- 0	0- 0	HOME	0- 1	0- 0	1- 0			
2- 3	0- 0	0- 0	AWAY	0- 2	0- 1	2- 0			
1- 2	0- 0	0- 0	NEUTRAL	0- 1	0- 0	1- 1			
7- 2	0- 0	0- 0	CONFERENCE	0- 1	1- 0	6- 1			
4- 0	0- 0	0- 0	HOME	0- 0	0- 0	4- 0			
3- 2	0- 0	0- 0	AWAY	0- 1	1- 0	2- 1			
0- 0	0- 0	0- 0	NEUTRAL	0- 0	0- 0	0- 0			

RPI 1-25			RPI 26-50			RPI 51-100			RPI 101+			Team's RPI: 143
RPI	S	Opponent	Score	RPI	S	Opponent	Score	RPI	S	Opponent	Score	
						56 A UCF	53 69	101 A UT Arlington		62 68		
						59 A Iowa St.	71 79	144 A Green Bay		70 58		
						61 A IUPUI	60 80	156 H CSU Bakersfield		65 60		
						82 H Abilene Christian	64 83	196 H Cleveland St.		78 62		
						83 N Kansas	63 74	208 H Youngstown St.		91 41		
								213 A SMU		69 61		
								225 A Xavier		86 74		
								228 A Northern Ky.		63 55		
								264 A Milwaukee		58 60		
								270 H Oakland		85 66		
								274 N Loyola Maryland		66 51		
								284 N St. Bonaventure		56 57		
								312 H Detroit Mercy		67 61		
								339 A UIC		58 43		
LAST 10 Division I												
270	H	Oakland	85 66	208	H	Youngstown St.	91 41					
312	H	Detroit Mercy	67 61	196	H	Cleveland St.	78 62					
228	A	Northern Ky.	63 55	144	A	Green Bay	70 58					
61	A	IUPUI	60 80	264	A	Milwaukee	58 60					
339	A	UIC	58 43	56	A	UCF	53 69					

Non-Div I Games: Marian (IN) 64 60

Wright St.

■ Loss,
 ■ Non-Conf,
 ■ S Site,
 ■ H Home
 ■ A Away
 N Neutral

Wyoming

Through Games Of Jan. 27, 2020

Average RPI Win:	247	WON-LOST	WINNING	LAST 10	STRENGTH OF	OPP. STRENGTH	TEAM	ADJ.	CONF.	ADJ CONF.
Average RPI Loss:	159	RECORD	PCT. RANK	GAMES	SCHEDULE	OF SCHEDULE	RPI	RPI	RPI	RPI
DIV. I ONLY	8- 9	194	4-6	218	229	215	215	17	17	
DIV. I NON-CONF.	3- 5	224	1-2	217	233	258	258	23	23	
TOTALS	RPI 1-25	RPI 26-50	W-L RECORDS	RPI 51-100	RPI 101-150	RPI 150+				
8- 9	0- 1	0- 1	OVERALL	0- 2	1- 0	7- 5				
5- 4	0- 1	0- 1	HOME	0- 0	1- 0	4- 2				
3- 5	0- 0	0- 0	AWAY	0- 2	0- 0	3- 3				
0- 0	0- 0	0- 0	NEUTRAL	0- 0	0- 0	0- 0				
3- 5	0- 1	0- 1	NON-CONFERENCE	0- 1	0- 0	3- 2				
2- 3	0- 1	0- 1	HOME	0- 0	0- 0	2- 1				
1- 2	0- 0	0- 0	AWAY	0- 1	0- 0	1- 1				
0- 0	0- 0	0- 0	NEUTRAL	0- 0	0- 0	0- 0				
5- 4	0- 0	0- 0	CONFERENCE	0- 1	1- 0	4- 3				
3- 1	0- 0	0- 0	HOME	0- 0	1- 0	2- 1				
2- 3	0- 0	0- 0	AWAY	0- 1	0- 0	2- 2				
0- 0	0- 0	0- 0	NEUTRAL	0- 0	0- 0	0- 0				

RPI 1-25				RPI 26-50				RPI 51-100				RPI 101+ Team's RPI: 215			
RPI	S	Opponent	Score	RPI	S	Opponent	Score	RPI	S	Opponent	Score	RPI	S	Opponent	Score
10	H	Gonzaga	54 65	43	H	Colorado	56 66	71	A	Fresno St.	59 89	109	H	Boise St.	73 68
								91	A	South Dakota St.	40 67	176	H	Saint Mary's (CA)	69 67
												179	A	New Mexico	73 66
												188	A	UNLV	53 65
												210	H	Northern Colo.	44 46
												260	H	Colorado St.	49 56
												267	A	San Diego St.	60 67
												267	H	San Diego St.	81 67
												288	H	Nevada	83 59
												289	A	Denver	57 71
												291	A	North Dakota St.	66 57
												315	A	Air Force	65 63
												351	H	Mississippi Val.	95 22
LAST 10 Division I															
267	H	San Diego St.	81 67	260	H	Colorado St.	49 56								
71	A	Fresno St.	59 89	109	H	Boise St.	73 68								
288	H	Nevada	83 59	10	H	Gonzaga	54 65								
188	A	UNLV	53 65	210	H	Northern Colo.	44 46								
267	A	San Diego St.	60 67	351	H	Mississippi Val.	95 22								

Non-Div I Games: Colo. Christian 70 31

Wyoming

■ Loss,
■ Non-Conf, S Site,
■ Home
■ Away
N Neutral

Average RPI Win: 160	WON-LOST	WINNING	LAST 10	STRENGTH OF	OPP. STRENGTH	TEAM	ADJ.	CONF.	ADJ CONF.
Average RPI Loss: 88	RECORD	PCT. RANK	GAMES	SCHEDULE	OF SCHEDULE	RPI	RPI	RPI	RPI
DIV. I ONLY	2- 18	338	1-9	18	70	225	225	6	6
DIV. I NON-CONF.	1- 10	329	0-1	16	132	242	242	6	6
TOTALS	RPI 1-25	RPI 26-50	W-L RECORDS	RPI 51-100	RPI 101-150	RPI 150+			
2- 18	0- 2	0- 4	OVERALL	1- 6	0- 5	1- 1			
1- 9	0- 1	0- 3	HOME	1- 2	0- 2	0- 1			
1- 7	0- 0	0- 1	AWAY	0- 4	0- 2	1- 0			
0- 2	0- 1	0- 0	NEUTRAL	0- 0	0- 1	0- 0			
1- 10	0- 1	0- 1	NON-CONFERENCE	1- 3	0- 4	0- 1			
1- 4	0- 0	0- 1	HOME	1- 0	0- 2	0- 1			
0- 4	0- 0	0- 0	AWAY	0- 3	0- 1	0- 0			
0- 2	0- 1	0- 0	NEUTRAL	0- 0	0- 1	0- 0			
1- 8	0- 1	0- 3	CONFERENCE	0- 3	0- 1	1- 0			
0- 5	0- 1	0- 2	HOME	0- 2	0- 0	0- 0			
1- 3	0- 0	0- 1	AWAY	0- 1	0- 1	1- 0			
0- 0	0- 0	0- 0	NEUTRAL	0- 0	0- 0	0- 0			

RPI 1-25				RPI 26-50				RPI 51-100				RPI 101+ Team's RPI: 225			
RPI	S	Opponent	Score	RPI	S	Opponent	Score	RPI	S	Opponent	Score	RPI	S	Opponent	Score
15	N	Northwestern	59 79	39	H	Marquette	60 80	55	A	Temple	65 78	104	H	Cincinnati	78 85
18	H	DePaul	68 91	41	A	Creighton	55 62	65	A	Ball St.	49 70	127	N	Florida	64 67
				43	H	Colorado	53 62	74	H	Seton Hall	61 83	130	A	Robert Morris	57 71
				44	H	St. John's (NY)	67 75	89	A	Villanova	54 66	133	A	Providence	48 60
								90	H	Butler	70 78	143	H	Wright St.	74 86
								93	A	Rider	57 64	222	A	Georgetown	85 64
								98	H	Utah	70 63	277	H	Eastern Ky.	55 56
LAST 10 Division I															
				133	A	Providence	48 60	222	A	Georgetown	85 64				
				41	A	Creighton	55 62	90	H	Butler	70 78				
				39	H	Marquette	60 80	74	H	Seton Hall	61 83				
				18	H	DePaul	68 91	44	H	St. John's (NY)	67 75				
				89	A	Villanova	54 66	15	N	Northwestern	59 79				

Non-Div I Games:

Xavier

■ Loss,
■ Non-Conf,
■ S Site,
■ H Home
■ A Away
N Neutral

Average RPI Win:	196	WON-LOST	WINNING	LAST 10	STRENGTH OF	OPP. STRENGTH	TEAM	ADJ.	CONF.	ADJ CONF.
Average RPI Loss:	46	RECORD	PCT. RANK	GAMES	SCHEDULE	OF SCHEDULE	RPI	RPI	RPI	RPI
DIV. I ONLY	12- 3	31	8-2	95	149	42	42	8	8	
DIV. I NON-CONF.	10- 3	58	6-2	94	167	48	48	8	8	
TOTALS	RPI 1-25	RPI 26-50	W-L RECORDS	RPI 51-100	RPI 101-150	RPI 150+				
12- 3	0- 1	0- 1	OVERALL	2- 1	2- 0	8- 0				
6- 1	0- 0	0- 1	HOME	0- 0	1- 0	5- 0				
5- 2	0- 1	0- 0	AWAY	1- 1	1- 0	3- 0				
1- 0	0- 0	0- 0	NEUTRAL	1- 0	0- 0	0- 0				
10- 3	0- 1	0- 1	NON-CONFERENCE	2- 1	2- 0	6- 0				
5- 1	0- 0	0- 1	HOME	0- 0	1- 0	4- 0				
4- 2	0- 1	0- 0	AWAY	1- 1	1- 0	2- 0				
1- 0	0- 0	0- 0	NEUTRAL	1- 0	0- 0	0- 0				
2- 0	0- 0	0- 0	CONFERENCE	0- 0	0- 0	2- 0				
1- 0	0- 0	0- 0	HOME	0- 0	0- 0	1- 0				
1- 0	0- 0	0- 0	AWAY	0- 0	0- 0	1- 0				
0- 0	0- 0	0- 0	NEUTRAL	0- 0	0- 0	0- 0				

RPI 1-25				RPI 26-50				Team's RPI: 42				RPI 51-100				RPI 101+			
RPI	S	Opponent	Score	RPI	S	Opponent	Score	RPI	S	Opponent	Score	RPI	S	Opponent	Score	RPI	S	Opponent	Score
6	A	UCLA	65 100	44	H	St. John's (NY)	66 80	57	A	North Carolina	66 63	133	H	Providence	82 79				
								71	N	Fresno St.	87 67	135	A	Northeastern	78 63				
								87	A	Colgate	67 70	182	H	Quinnipiac	63 59				
												219	A	UMass Lowell	67 59				
												224	A	Brown	73 40				
												224	H	Brown	79 72				
												245	A	LMU (CA)	81 65				
												266	H	Sacred Heart	87 40				
												273	H	Wagner	87 68				
												325	H	Mercer	68 60				
LAST 10 Division I																			
224	A	Brown	73 40	266	H	Sacred Heart	87 40												
224	H	Brown	79 72	44	H	St. John's (NY)	66 80												
325	H	Mercer	68 60	245	A	LMU (CA)	81 65												
273	H	Wagner	87 68	71	N	Fresno St.	87 67												
57	A	North Carolina	66 63	6	A	UCLA	65 100												

Non-Div I Games:

Yale

■ Loss,
■ Non-Conf, S Site,
■ Home
■ Away
N Neutral

Average RPI Win:	255	WON-LOST	WINNING	LAST 10	STRENGTH OF	OPP. STRENGTH	TEAM	ADJ.	CONF.	ADJ CONF.
Average RPI Loss:	158	RECORD	PCT. RANK	GAMES	SCHEDULE	OF SCHEDULE	RPI	RPI	RPI	RPI
DIV. I ONLY	9- 9	176	4-6	260	250	208	208	21	21	
DIV. I NON-CONF.	5- 4	140	0-1	242	225	163	163	18	18	
TOTALS	RPI 1-25	RPI 26-50	W-L RECORDS	RPI 51-100	RPI 101-150	RPI 150+				
9- 9	0- 1	0- 0	OVERALL	1- 0	0- 4	8- 4				
5- 3	0- 0	0- 0	HOME	1- 0	0- 2	4- 1				
4- 6	0- 1	0- 0	AWAY	0- 0	0- 2	4- 3				
0- 0	0- 0	0- 0	NEUTRAL	0- 0	0- 0	0- 0				
5- 4	0- 1	0- 0	NON-CONFERENCE	0- 0	0- 2	5- 1				
3- 1	0- 0	0- 0	HOME	0- 0	0- 1	3- 0				
2- 3	0- 1	0- 0	AWAY	0- 0	0- 1	2- 1				
0- 0	0- 0	0- 0	NEUTRAL	0- 0	0- 0	0- 0				
4- 5	0- 0	0- 0	CONFERENCE	1- 0	0- 2	3- 3				
2- 2	0- 0	0- 0	HOME	1- 0	0- 1	1- 1				
2- 3	0- 0	0- 0	AWAY	0- 0	0- 1	2- 2				
0- 0	0- 0	0- 0	NEUTRAL	0- 0	0- 0	0- 0				

RPI	S	Opponent	Score	RPI	S	Opponent	Score	RPI	S	Opponent	Score	RPI	S	Opponent	Score	Team's RPI: 208
12	A	Indiana	56 93					61	H	IUPUI	75 73	110	H	Kent St.	73 82	
												130	A	Robert Morris	43 58	
												143	A	Wright St.	41 91	
												144	H	Green Bay	63 70	
												178	H	Eastern Mich.	79 77	
												195	A	Akron	62 91	
												196	A	Cleveland St.	52 60	
												228	A	Northern Ky.	56 75	
												246	A	Saint Francis (PA)	56 46	
												264	H	Milwaukee	62 74	
												270	A	Oakland	79 74	
												273	H	Wagner	64 42	
												277	A	Eastern Ky.	72 63	
												312	A	Detroit Mercy	62 47	
												338	H	Canisius	87 59	
												339	H	UIC	77 65	
LAST 10 Division I																
264	H	Milwaukee	62 74	143	A	Wright St.	41 91									
144	H	Green Bay	63 70	228	A	Northern Ky.	56 75									
312	A	Detroit Mercy	62 47	339	H	UIC	77 65									
270	A	Oakland	79 74	61	H	IUPUI	75 73									
196	A	Cleveland St.	52 60	12	A	Indiana	56 93									

Non-Div I Games: Lake Erie 83 48 Muskingum 92 46

Youngstown St.

Loss, Non-Conf, S Site, H Home A Away N Neutral