

Average RPI Win:	315	WON-LOST	WINNING	LAST 10	STRENGTH OF	OPP. STRENGTH	TEAM	ADJ.	CONF.	ADJ CONF.
Average RPI Loss:	180	RECORD	PCT. RANK	GAMES	SCHEDULE	OF SCHEDULE	RPI	RPI	RPI	RPI
DIV. I ONLY	7- 8	203	4- 5	315	348	262	262	26	26	
DIV. I NON-CONF.	3- 4	209	1- 1	255	349	255	255	26	26	

TOTALS	RPI 1-25	RPI 26-50	W-L RECORDS	RPI 51-100	RPI 101-999	RPI 201+				
7- 8	0- 0	0- 0	OVERALL	0- 1	7- 7	7- 3				
3- 3	0- 0	0- 0	HOME	0- 1	3- 2	3- 0				
2- 5	0- 0	0- 0	AWAY	0- 0	2- 1	2- 0				
2- 0	0- 0	0- 0	NEUTRAL	0- 0	2- 0	2- 0				
3- 4	0- 0	0- 0	NON-CONFERENCE	0- 0	3- 4	3- 2				
1- 1	0- 0	0- 0	HOME	0- 0	1- 1	1- 0				
0- 3	0- 0	0- 0	AWAY	0- 0	0- 3	0- 2				
2- 0	0- 0	0- 0	NEUTRAL	0- 0	2- 0	2- 0				
4- 4	0- 0	0- 0	CONFERENCE	0- 1	4- 3	4- 1				
2- 2	0- 0	0- 0	HOME	0- 1	2- 1	2- 0				
2- 2	0- 0	0- 0	AWAY	0- 0	2- 2	2- 1				
0- 0	0- 0	0- 0	NEUTRAL	0- 0	0- 0	0- 0				

RPI 1-25				RPI 26-50				RPI 51-100				RPI 101+				Team's RPI: 262
RPI	S	Opponent	Score	RPI	S	Opponent	Score	RPI	S	Opponent	Score	RPI	S	Opponent	Score	
								94	H	Central Ark.	50 58	111	H	Rice	56 67	
												127	A	UTEP	49 69	
												139	H	Lamar University	31 70	
												186	A	New Orleans	49 66	
												215	A	Abilene Christian	59 61	
												248	A	New Mexico St.	61 70	
												284	H	Nicholls St.	76 55	
												302	N	Prairie View	72 62	
												313	A	Northwestern St.	62 56	
												319	A	UTRGV	53 56	
												319	H	UTRGV	71 41	
												322	A	Sam Houston St.	67 57	
												327	H	Houston Baptist	50 49	
												335	N	Florida A&M	58 55	

LAST 12 Division I GAMES:																
327	H	Houston Baptist	50 49	139	H	Lamar University	31 70									
215	A	Abilene Christian	59 61	94	H	Central Ark.	50 58									
284	H	Nicholls St.	76 55	111	H	Rice	56 67									
186	A	New Orleans	49 66	319	H	UTRGV	71 41									
322	A	Sam Houston St.	67 57	335	N	Florida A&M	58 55									
313	A	Northwestern St.	62 56	302	N	Prairie View	72 62									

Non-Div I Games: Tex. A&M Int'l 53 34 St. Thomas Houston 72 42 McMurry 62 43 Texas Lutheran 87 56 A&M-Corpus Christi

Average RPI Win:	275	WON-LOST	WINNING	LAST 10	STRENGTH OF	OPP. STRENGTH	TEAM	ADJ.	CONF.	ADJ CONF.
Average RPI Loss:	125	RECORD	PCT. RANK	GAMES	SCHEDULE	OF SCHEDULE	RPI	RPI	RPI	RPI

DIV. I ONLY	9- 6	116	8- 2	295	280	215	215	26	26
DIV. I NON-CONF.	2- 4	239	1- 1	193	149	248	248	26	26

TOTALS	RPI 1-25	RPI 26-50	W-L RECORDS	RPI 51-100	RPI 101-999	RPI 201+			
9- 6	0- 0	0- 1	OVERALL	0- 2	9- 3	7- 1			
7- 1	0- 0	0- 1	HOME	0- 0	7- 0	5- 0			
1- 4	0- 0	0- 0	AWAY	0- 2	1- 2	1- 1			
1- 1	0- 0	0- 0	NEUTRAL	0- 0	1- 1	1- 0			
2- 4	0- 0	0- 1	NON-CONFERENCE	0- 1	2- 2	1- 1			
1- 1	0- 0	0- 1	HOME	0- 0	1- 0	0- 0			
0- 2	0- 0	0- 0	AWAY	0- 1	0- 1	0- 1			
1- 1	0- 0	0- 0	NEUTRAL	0- 0	1- 1	1- 0			
7- 2	0- 0	0- 0	CONFERENCE	0- 1	7- 1	6- 0			
6- 0	0- 0	0- 0	HOME	0- 0	6- 0	5- 0			
1- 2	0- 0	0- 0	AWAY	0- 1	1- 1	1- 0			
0- 0	0- 0	0- 0	NEUTRAL	0- 0	0- 0	0- 0			

RPI 1-25	RPI 26-50	RPI 51-100	RPI 101+	Team's RPI: 215
RPI S Opponent Score	RPI S Opponent Score	RPI S Opponent Score	RPI S Opponent Score	
	33 H FGCU 55 94	85 A Arkansas 65 79	115 A SFA 55 66	
		94 A Central Ark. 45 63	157 H Idaho 82 72	
			186 H New Orleans 80 70	
			200 N Radford 65 71	
			220 A SMU 44 65	
			262 H A&M-Corpus Christi 61 59	
			289 A McNeese 80 75	
			297 H Southeastern La. 86 80	
			313 H Northwestern St. 80 41	
			322 H Sam Houston St. 83 65	
			324 N Old Dominion 74 60	
			327 H Houston Baptist 80 68	
LAST 12 Division I GAMES:				
	262 H A&M-Corpus Christi 61 59	289 A McNeese 80 75		
	94 A Central Ark. 45 63	322 H Sam Houston St. 83 65		
	115 A SFA 55 66	186 H New Orleans 80 70		
	313 H Northwestern St. 80 41	324 N Old Dominion 74 60		
	327 H Houston Baptist 80 68	200 N Radford 65 71		
	297 H Southeastern La. 86 80	33 H FGCU 55 94		

Non-Div I Games:	Schreiner	97 48	Southwest (NM)	91 47	Howard Payne	88 46	Midwestern St.	88 67
Abilene Christian								

Average RPI Win:	296	WON-LOST	WINNING	LAST 10	STRENGTH OF	OPP. STRENGTH	TEAM	ADJ.	CONF.	ADJ CONF.
Average RPI Loss:	165	RECORD	PCT. RANK	GAMES	SCHEDULE	OF SCHEDULE	RPI	RPI	RPI	RPI
DIV. I ONLY	1- 17	343	1- 9	138	202	316	316	16	16	
DIV. I NON-CONF.	0- 10	337	0- 4	102	264	319	319	17	17	

TOTALS	RPI 1-25	RPI 26-50	W-L RECORDS	RPI 51-100	RPI 101-999	RPI 201+				
1- 17	0- 1	0- 0	OVERALL	0- 2	1- 14	1- 4				
1- 9	0- 1	0- 0	HOME	0- 1	1- 7	1- 2				
0- 8	0- 0	0- 0	AWAY	0- 1	0- 7	0- 2				
0- 0	0- 0	0- 0	NEUTRAL	0- 0	0- 0	0- 0				
0- 10	0- 1	0- 0	NON-CONFERENCE	0- 1	0- 8	0- 3				
0- 5	0- 1	0- 0	HOME	0- 0	0- 4	0- 1				
0- 5	0- 0	0- 0	AWAY	0- 1	0- 4	0- 2				
0- 0	0- 0	0- 0	NEUTRAL	0- 0	0- 0	0- 0				
1- 7	0- 0	0- 0	CONFERENCE	0- 1	1- 6	1- 1				
1- 4	0- 0	0- 0	HOME	0- 1	1- 3	1- 1				
0- 3	0- 0	0- 0	AWAY	0- 0	0- 3	0- 0				
0- 0	0- 0	0- 0	NEUTRAL	0- 0	0- 0	0- 0				

RPI 1-25				RPI 26-50				RPI 51-100				RPI 101+				Team's RPI: 316
RPI	S	Opponent	Score	RPI	S	Opponent	Score	RPI	S	Opponent	Score	RPI	S	Opponent	Score	
5	H	Louisville	50 62					72	H	New Mexico	59 88	102	A	UNLV	57 69	
								88	A	Navy	64 71	130	A	Weber St.	52 62	
												134	A	SIUE	40 76	
												137	H	Colorado	43 68	
												151	H	Colorado St.	39 40	
												163	A	Nevada	60 70	
												185	H	Fresno St.	58 64	
												190	H	Army West Point	59 65	
												199	A	Boise St.	46 49	
												201	H	Denver	54 75	
												211	H	Eastern Wash.	63 65	
												250	H	San Jose St.	74 75	
												273	A	FIU	69 70	
												296	H	Utah St.	57 50	
												306	A	Utah Valley	56 59	

LAST 12 Division I GAMES:																
199	A	Boise St.	46 49	185	H	Fresno St.	58 64									
296	H	Utah St.	57 50	72	H	New Mexico	59 88									
151	H	Colorado St.	39 40	5	H	Louisville	50 62									
250	H	San Jose St.	74 75	137	H	Colorado	43 68									
102	A	UNLV	57 69	130	A	Weber St.	52 62									
163	A	Nevada	60 70	306	A	Utah Valley	56 59									

Non-Div I Games: Colo. Christian 66 68

Air Force

Loss,
Non-Conf,
S Site,
H Home
A Away
N Neutral

Average RPI Win: 238

Average RPI Loss: 70

WON-LOST
RECORDWINNING
PCT. RANKLAST 10
GAMESSTRENGTH OF
SCHEDULEOPP. STRENGTH
OF SCHEDULETEAM
RPIADJ.
RPICONF.
RPIADJ CONF.
RPIDIV. I ONLY
DIV. I NON-CONF.6- 13
5- 5271
1701- 9
1- 151
140104
215221
196221
1967
87
8

TOTALS

RPI 1-25

RPI 26-50

W-L RECORDS

RPI 51-100

RPI 101-999

RPI 201+

6- 13

0- 2

0- 3

OVERALL

0- 5

6- 3

4- 0

5- 7

0- 2

0- 3

HOME

0- 1

5- 1

4- 0

0- 5

0- 0

0- 0

AWAY

0- 3

0- 2

0- 0

1- 1

0- 0

0- 0

NEUTRAL

0- 1

1- 0

0- 0

5- 5

0- 1

0- 1

NON-CONFERENCE

0- 2

5- 1

4- 0

4- 2

0- 1

0- 1

HOME

0- 0

4- 0

4- 0

0- 2

0- 0

0- 0

AWAY

0- 1

0- 1

0- 0

1- 1

0- 0

0- 0

NEUTRAL

0- 1

1- 0

0- 0

1- 8

0- 1

0- 2

CONFERENCE

0- 3

1- 2

0- 0

1- 5

0- 1

0- 2

HOME

0- 1

1- 1

0- 0

0- 3

0- 0

0- 0

AWAY

0- 2

0- 1

0- 0

0- 0

0- 0

0- 0

NEUTRAL

0- 0

0- 0

0- 0

RPI 1-25

RPI 26-50

RPI 51-100

RPI 101+

Team's RPI: 221

RPI	S	Opponent	Score
23	H	Maryl and	54 75
25	H	Buffal o	66 89

RPI	S	Opponent	Score
32	H	Ball St.	61 74
33	H	FGCU	63 82
36	H	Central Mi ch.	86 95

RPI	S	Opponent	Score
54	A	Duquesne	60 66
62	A	Tol edo	54 60
67	N	Harvard	63 76
81	A	Ohio	67 70
95	H	Western Mi ch.	51 59

RPI	S	Opponent	Score
110	A	Mi ami (OH)	67 75
123	H	Kent St.	75 60
134	N	SIUE	59 58
140	H	Bowling Green	64 66
147	A	Bucknel I	52 63
242	H	Youngstown St.	75 58
293	H	Eastern Ky.	62 45
297	H	Southeastern La.	66 54
341	H	Winthrop	69 43

LAST 12 Division I GAMES:

123	H	Kent St.	75 60	81	A	Ohio	67 70
95	H	Western Mi ch.	51 59	62	A	Tol edo	54 60
36	H	Central Mi ch.	86 95	25	H	Buffal o	66 89
110	A	Mi ami (OH)	67 75	67	N	Harvard	63 76
140	H	Bowling Green	64 66	134	N	SIUE	59 58
32	H	Ball St.	61 74	54	A	Duquesne	60 66

Non-Div I Games: Ohio Christian 93 33

Akron

Loss,
 Non-Conf,
 S Site,
 H Home
A Away
 N Neutral

Through Games of Sat. 27, 2018											
Average RPI		Win: 194	WON-LOST	WINNING	LAST 10	STRENGTH OF	OPP. STRENGTH	TEAM	ADJ.	CONF.	ADJ CONF.
Loss: 41			RECORD	PCT. RANK	GAMES	SCHEDULE	OF SCHEDULE	RPI	RPI	RPI	RPI
DIV. I ONLY		14- 7	75	6- 4		93	80	83	83	2	2
DIV. I NON-CONF.		10- 3	51	4- 0		205	260	88	88	2	2

TOTALS		RPI 1-25		RPI 26-50		W-L RECORDS		RPI 51-100	RPI 101-999		RPI 201+
14- 7		0- 4		1- 0		OVERALL		2- 2	11- 1		7- 0
10- 2		0- 2		1- 0		HOME		1- 0	8- 0		5- 0
4- 3		0- 1		0- 0		AWAY		1- 1	3- 1		2- 0
0- 2		0- 1		0- 0		NEUTRAL		0- 1	0- 0		0- 0
10- 3		0- 1		0- 0		NON-CONFERENCE		1- 2	9- 0		7- 0
8- 0		0- 0		0- 0		HOME		1- 0	7- 0		5- 0
2- 1		0- 0		0- 0		AWAY		0- 1	2- 0		2- 0
0- 2		0- 1		0- 0		NEUTRAL		0- 1	0- 0		0- 0
4- 4		0- 3		1- 0		CONFERENCE		1- 0	2- 1		0- 0
2- 2		0- 2		1- 0		HOME		0- 0	1- 0		0- 0
2- 2		0- 1		0- 0		AWAY		1- 0	1- 1		0- 0
0- 0		0- 0		0- 0		NEUTRAL		0- 0	0- 0		0- 0

RPI	S	Opponent	Score	RPI	S	Opponent	Score	RPI	S	Opponent	Score	RPI	S	Opponent	Score
3	A	Mississippi St.	61 75	44	H	LSU	65 51	57	A	TCU	67 88	105	A	Kentucky	54 79
12	H	Missouri	56 62					79	H	Utah	65 60	114	H	Jacksonville	75 60
13	H	Texas A&M	54 73					82	N	Elon	55 60	125	H	Missouri St.	65 61
18	N	NC State	49 68					85	A	Arkansas	83 76	129	H	Vanderbilt	77 75
												179	A	Florida	63 54
												220	H	SMU	59 44
												252	A	Lipscomb	73 51
												255	H	Grambling	73 49
												286	H	Alabama A&M	90 32
												294	H	Murray St.	68 47
												321	A	Ga. Southern	84 36
												335	H	Florida A&M	91 55

Team's RPI: 83															
LAST 12 Division I GAMES:															
105	A	Kentucky	54 79	179	A	Florida	63 54	12	H	Missouri	56 62				
129	H	Vanderbilt	77 75	335	H	Florida A&M	91 55	294	H	Murray St.	68 47				
13	H	Texas A&M	54 73	125	H	Missouri St.	65 61	220	H	SMU	59 44				
3	A	Mississippi St.	61 75												
44	H	LSU	65 51												
85	A	Arkansas	83 76												

Non-Div I Games:

Alabama

Loss,
Non-Conf, S Site,
H Home
A Away
N Neutral

Average RPI Win:	318	WON-LOST	WINNING	LAST 10	STRENGTH OF	OPP. STRENGTH	TEAM	ADJ.	CONF.	ADJ CONF.
Average RPI Loss:	205	RECORD	PCT. RANK	GAMES	SCHEDULE	OF SCHEDULE	RPI	RPI	RPI	RPI
DIV. I ONLY	8- 11	223	4- 6	342	345	286	286	32	32	
DIV. I NON-CONF.	5- 6	187	1- 3	304	333	240	240	32	32	

TOTALS	RPI 1-25	RPI 26-50	W-L RECORDS	RPI 51-100	RPI 101-999	RPI 201+				
8- 11	0- 0	0- 0	OVERALL	0- 2	8- 9	8- 6				
4- 2	0- 0	0- 0	HOME	0- 0	4- 2	4- 2				
4- 8	0- 0	0- 0	AWAY	0- 0	4- 5	4- 4				
0- 1	0- 0	0- 0	NEUTRAL	0- 0	0- 1	0- 0				
5- 6	0- 0	0- 0	NON-CONFERENCE	0- 2	5- 4	5- 2				
2- 1	0- 0	0- 0	HOME	0- 0	2- 1	2- 1				
3- 4	0- 0	0- 0	AWAY	0- 2	3- 2	3- 1				
0- 1	0- 0	0- 0	NEUTRAL	0- 0	0- 1	0- 0				
3- 5	0- 0	0- 0	CONFERENCE	0- 0	3- 5	3- 4				
2- 1	0- 0	0- 0	HOME	0- 0	2- 1	2- 1				
1- 4	0- 0	0- 0	AWAY	0- 0	1- 4	1- 3				
0- 0	0- 0	0- 0	NEUTRAL	0- 0	0- 0	0- 0				

RPI 1-25				RPI 26-50				RPI 51-100				RPI 101+ Team's RPI: 286					
RPI	S	Opponent	Score	RPI	S	Opponent	Score	RPI	S	Opponent	Score	RPI	S	Opponent	Score		
								83	A	Al abama	32	90	153	N	Hartford	47	56
								84	A	UAB	58	85	158	A	Jacksonville St.	33	49
													194	A	Southern U.	62	77
													240	H	Austin Peay	52	55
													245	H	Texas Southern	49	55
													252	A	Lipscomb	50	66
													255	A	Grambling	49	78
													273	A	FIU	58	51
													274	A	Al corn	52	57
													294	H	Murray St.	71	54
													297	A	Southeastern La.	76	74
													311	A	Al abama St.	78	69
													314	A	Jackson St.	43	59
													338	H	Ark. -Pi ne Bl uff	52	49
													339	H	Mi ssi ssi ppi Val .	65	48
													345	A	Tennessee St.	77	75
													347	H	Evansvi lle	70	56
LAST 12 Division I GAMES:																	
245	H	Texas Southern	49	55	314	A	Jackson St.	43	59								
194	A	Southern U.	62	77	255	A	Grambling	49	78								
274	A	Al corn	52	57	252	A	Lipscomb	50	66								
311	A	Al abama St.	78	69	297	A	Southeastern La.	76	74								
339	H	Mi ssi ssi ppi Val .	65	48	84	A	UAB	58	85								
338	H	Ark. -Pi ne Bl uff	52	49	158	A	Jacksonville St.	33	49								

Non-Div I Games:

Al abama A&M

■ Loss,
 ■ Non-Conf,
 ■ S Site,
 ■ Home
 ■ Away
 N Neutral

Average RPI Win:	331	WON-LOST	WINNING	LAST 10	STRENGTH OF	OPP. STRENGTH	TEAM	ADJ.	CONF.	ADJ CONF.
Average RPI Loss:	162	RECORD	PCT. RANK	GAMES	SCHEDULE	OF SCHEDULE	RPI	RPI	RPI	RPI
DIV. I ONLY	4- 14	302	3- 6	220	323	311	311	32	32	
DIV. I NON-CONF.	1- 9	318	0- 3	30	191	252	252	32	32	

TOTALS	RPI 1-25	RPI 26-50	W-L RECORDS	RPI 51-100	RPI 101-999	RPI 201+				
4- 14	0- 2	0- 0	OVERALL	0- 3	4- 9	4- 5				
4- 3	0- 0	0- 0	HOME	0- 1	4- 2	4- 2				
0- 10	0- 2	0- 0	AWAY	0- 2	0- 6	0- 3				
0- 1	0- 0	0- 0	NEUTRAL	0- 0	0- 1	0- 0				
1- 9	0- 2	0- 0	NON-CONFERENCE	0- 3	1- 4	1- 1				
1- 2	0- 0	0- 0	HOME	0- 1	1- 1	1- 1				
0- 6	0- 2	0- 0	AWAY	0- 2	0- 2	0- 0				
0- 1	0- 0	0- 0	NEUTRAL	0- 0	0- 1	0- 0				
3- 5	0- 0	0- 0	CONFERENCE	0- 0	3- 5	3- 4				
3- 1	0- 0	0- 0	HOME	0- 0	3- 1	3- 1				
0- 4	0- 0	0- 0	AWAY	0- 0	0- 4	0- 3				
0- 0	0- 0	0- 0	NEUTRAL	0- 0	0- 0	0- 0				

RPI 1-25				RPI 26-50				RPI 51-100				RPI 101+ Team's RPI: 311			
RPI	S	Opponent	Score	RPI	S	Opponent	Score	RPI	S	Opponent	Score	RPI	S	Opponent	Score
8	A	Tennessee	51 104					66	A	Miami (FL)	31 79	115	N	SFA	50 77
20	A	South Carolina	31 99					84	A	UAB	44 61	167	A	Southern Miss.	35 72
								91	H	South Ala.	47 59	181	A	Samford	39 58
												194	A	Southern U.	58 66
												218	H	Troy	63 93
												255	A	Grambling	71 93
												274	A	Alcorn	41 73
												286	H	Alabama A&M	69 78
												302	H	Prairie View	70 68
												314	A	Jackson St.	61 70
												338	H	Ark. - Pine Bluff	63 54
												339	H	Mississippi Val.	76 41
												346	H	Savannah St.	81 61

LAST 12 Division I GAMES:															
302	H	Prairie View	70 68	255	A	Grambling	71 93								
274	A	Alcorn	41 73	314	A	Jackson St.	61 70								
194	A	Southern U.	58 66	84	A	UAB	44 61								
286	H	Alabama A&M	69 78	66	A	Miami (FL)	31 79								
338	H	Ark. - Pine Bluff	63 54	8	A	Tennessee	51 104								
339	H	Mississippi Val.	76 41	91	H	South Ala.	47 59								

Non-Div I Games: Mobile 61 50

Alabama St.

Loss,
Non-Conf,
S Site,
H Home
A Away
N Neutral

Average RPI Win:	216	WON-LOST	WINNING	LAST 10	STRENGTH OF	OPP. STRENGTH	TEAM	ADJ.	CONF.	ADJ CONF.
Average RPI Loss:	72	RECORD	PCT. RANK	GAMES	SCHEDULE	OF SCHEDULE	RPI	RPI	RPI	RPI
DIV. I ONLY	19- 3	10	9- 1	217	207	68	68	20	20	
DIV. I NON-CONF.	11- 2	23	3- 0	213	141	55	55	24	24	

TOTALS	RPI 1-25	RPI 26-50	W-L RECORDS	RPI 51-100	RPI 101-999	RPI 201+				
19- 3	0- 1	0- 1	OVERALL	2- 0	17- 1	11- 0				
9- 1	0- 0	0- 1	HOME	2- 0	7- 0	4- 0				
8- 2	0- 1	0- 0	AWAY	0- 0	8- 1	7- 0				
2- 0	0- 0	0- 0	NEUTRAL	0- 0	2- 0	0- 0				
11- 2	0- 1	0- 1	NON-CONFERENCE	1- 0	10- 0	6- 0				
4- 1	0- 0	0- 1	HOME	1- 0	3- 0	2- 0				
5- 1	0- 1	0- 0	AWAY	0- 0	5- 0	4- 0				
2- 0	0- 0	0- 0	NEUTRAL	0- 0	2- 0	0- 0				
8- 1	0- 0	0- 0	CONFERENCE	1- 0	7- 1	5- 0				
5- 0	0- 0	0- 0	HOME	1- 0	4- 0	2- 0				
3- 1	0- 0	0- 0	AWAY	0- 0	3- 1	3- 0				
0- 0	0- 0	0- 0	NEUTRAL	0- 0	0- 0	0- 0				

RPI 1-25				RPI 26-50				RPI 51-100				RPI 101+			
RPI	S	Opponent	Score	RPI	S	Opponent	Score	RPI	S	Opponent	Score	RPI	S	Opponent	Score
23	A	Maryland	58 91	39	H	St. John's (NY)	66 71	73	H	Maine	68 54	103	H	Dartmouth	76 61
								76	H	Fordham	59 52	138	N	Northern Ill.	97 91
												145	N	Southern Ill.	68 57
												153	A	Hartford	55 70
												154	H	Binghamton	63 46
												178	H	New Hampshire	66 53
												195	A	Siena	78 63
												222	A	Holy Cross	65 56
												224	A	Stony Brook	72 68
												224	H	Stony Brook	64 58
												235	H	St. Bonaventure	69 52
												238	A	Manhattan	62 56
												292	H	Vermont	67 55
												295	A	Monmouth	68 44
												317	A	Central Conn. St.	72 60
												323	H	Wagner	89 44
												330	A	UMBC	78 75
												349	A	UMass Lowell	61 52

LAST 12 Division I GAMES:															
224	H	Stony Brook	64 58	224	A	Stony Brook	72 68	178	H	New Hampshire	66 53	153	A	Hartford	55 70
292	H	Vermont	67 55									103	H	Dartmouth	76 61
330	A	UMBC	78 75									138	N	Northern Ill.	97 91
349	A	UMass Lowell	61 52									145	N	Southern Ill.	68 57
154	H	Binghamton	63 46												
73	H	Maine	68 54												

Non-Div I Games:

Albany (NY)

Loss,
Non-Conf,
S Site,
H Home
A Away
N Neutral

Average RPI Win: 312
Average RPI Loss: 188

WON-LOST
RECORD

WINNING
PCT. RANK

LAST 10
GAMES

STRENGTH OF
SCHEDULE

OPP. STRENGTH
OF SCHEDULE

TEAM
RPI

ADJ.
RPI

CONF.
RPI

ADJ CONF.
RPI

DIV. I ONLY	6- 11	255	5- 5	302	346	274	274	32	32
DIV. I NON-CONF.	1- 7	310	0- 3	128	324	267	267	32	32
TOTALS	RPI 1-25	RPI 26-50	W-L RECORDS	RPI 51-100	RPI 101-999	RPI 201+			
6- 11	0- 0	0- 0	OVERALL	0- 1	6- 10	6- 4			
2- 2	0- 0	0- 0	HOME	0- 0	2- 2	2- 2			
4- 7	0- 0	0- 0	AWAY	0- 1	4- 1	4- 0			
0- 2	0- 0	0- 0	NEUTRAL	0- 0	0- 2	0- 0			
1- 7	0- 0	0- 0	NON-CONFERENCE	0- 1	1- 6	1- 1			
0- 0	0- 0	0- 0	HOME	0- 0	0- 0	0- 0			
1- 5	0- 0	0- 0	AWAY	0- 1	1- 4	1- 1			
0- 2	0- 0	0- 0	NEUTRAL	0- 0	0- 2	0- 0			
5- 4	0- 0	0- 0	CONFERENCE	0- 0	5- 4	5- 3			
2- 2	0- 0	0- 0	HOME	0- 0	2- 2	2- 2			
3- 2	0- 0	0- 0	AWAY	0- 0	3- 2	3- 1			
0- 0	0- 0	0- 0	NEUTRAL	0- 0	0- 0	0- 0			

RPI 1-25				RPI 26-50				RPI 51-100				RPI 101+				Team's RPI: 274	
RPI	S	Opponent	Score	RPI	S	Opponent	Score	RPI	S	Opponent	Score	RPI	S	Opponent	Score		
								94	A	Central Ark.	52	75	115	N	SFA	79	83
												136	A	Wichita St.	46	87	
												159	A	Louisiana	47	67	
												167	A	Southern Miss.	67	72	
												188	N	Oral Roberts	52	76	
												194	A	Southern U.	56	64	
												204	A	Louisiana Tech	50	87	
												245	A	Texas Southern	57	91	
												255	H	Grambling	68	75	
												286	H	Alabama A&M	57	52	
												297	A	Southeastern La.	84	77	
												302	A	Prairie View	73	72	
												311	H	Alabama St.	73	41	
												314	H	Jackson St.	51	74	
												338	A	Ark. -Pine Bluff	80	77	
												339	A	Mississippi Val.	76	70	
LAST 12 Division I GAMES:																	
				194	A	Southern U.	56	64				314	H	Jackson St.	51	74	
				311	H	Alabama St.	73	41				245	A	Texas Southern	57	91	
				286	H	Alabama A&M	57	52				302	A	Prairie View	73	72	
				338	A	Ark. -Pine Bluff	80	77				204	A	Louisiana Tech	50	87	
				339	A	Mississippi Val.	76	70				159	A	Louisiana	47	67	
				255	H	Grambling	68	75				136	A	Wichita St.	46	87	

Non-Di v I Games: Tougalo 76 64 Blue Mountain (MS) 76 35 LeMoyne-Owen 81 54

Alcorn

Loss, Non-Conf, S Site, H Home A Away N Neutral

Average RPI Win:	209	WON-LOST	WINNING	LAST 10	STRENGTH OF	OPP. STRENGTH	TEAM	ADJ.	CONF.	ADJ CONF.
Average RPI Loss:	87	RECORD	PCT. RANK	GAMES	SCHEDULE	OF SCHEDULE	RPI	RPI	RPI	RPI
DIV. I ONLY	17- 4	27	10- 0	226	145	71	71	15	15	
DIV. I NON-CONF.	7- 4	102	1- 1	234	104	108	108	18	18	
<hr/>										
TOTALS	RPI 1-25	RPI 26-50	W-L RECORDS	RPI 51-100	RPI 101-999	RPI 201+				
17- 4	0- 1	0- 0	OVERALL	2- 1	15- 2	9- 0				
9- 0	0- 0	0- 0	HOME	2- 0	7- 0	3- 0				
8- 3	0- 0	0- 0	AWAY	0- 1	8- 2	6- 0				
0- 1	0- 1	0- 0	NEUTRAL	0- 0	0- 0	0- 0				
7- 4	0- 1	0- 0	NON-CONFERENCE	1- 1	6- 2	4- 0				
4- 0	0- 0	0- 0	HOME	1- 0	3- 0	2- 0				
3- 3	0- 0	0- 0	AWAY	0- 1	3- 2	2- 0				
0- 1	0- 1	0- 0	NEUTRAL	0- 0	0- 0	0- 0				
10- 0	0- 0	0- 0	CONFERENCE	1- 0	9- 0	5- 0				
5- 0	0- 0	0- 0	HOME	1- 0	4- 0	1- 0				
5- 0	0- 0	0- 0	AWAY	0- 0	5- 0	4- 0				
0- 0	0- 0	0- 0	NEUTRAL	0- 0	0- 0	0- 0				

American

American

RPI 1-25				RPI 26-50				RPI 51-100				RPI 101+			
RPI	S	Opponent	Score	RPI	S	Opponent	Score	RPI	S	Opponent	Score	RPI	S	Opponent	Score
24	N	Villanova	60 65					80	H	Penn St.	75 66	112	A	George Washington	44 61
								88	H	Navy	46 41	116	A	Delaware	56 72
								96	A	George Mason	53 71	147	H	Bucknell	68 58
												165	A	Tulsa	72 67
												172	H	Lehigh	82 64
												190	A	Army West Point	64 46
												191	H	Boston U.	66 50
												201	H	Denver	66 53
												210	H	La Salle	66 48
												222	A	Holy Cross	68 63
												234	A	Lafayette	74 67
												239	A	Loyola Maryland	71 58
												242	H	Youngstown St.	78 72
												271	A	Colgate	77 55
												271	H	Colgate	67 44
												292	A	Vermont	64 62
												330	A	UMBC	61 48
<hr/>															
LAST 12 Division I GAMES:															
271	H	Colgate	67 44	190	A	Army West Point	64 46								
222	A	Holy Cross	68 63	88	H	Navy	46 41								
234	A	Lafayette	74 67	271	A	Colgate	77 55								
191	H	Boston U.	66 50	147	H	Bucknell	68 58								
172	H	Lehigh	82 64	80	H	Penn St.	75 66								
239	A	Loyola Maryland	71 58	112	A	George Washington	44 61								

Non-Div I Games:

American

■ Loss,
 ■ Non-Conf,
 ■ S Site,
 ■ H Home
 ■ A Away
 N Neutral

Average RPI Win:	293	WON-LOST	WINNING	LAST 10	STRENGTH OF	OPP. STRENGTH	TEAM	ADJ.	CONF.	ADJ CONF.
Average RPI Loss:	150	RECORD	PCT. RANK	GAMES	SCHEDULE	OF SCHEDULE	RPI	RPI	RPI	RPI
DIV. I ONLY	6- 15	284	4- 6	229	218	272	272	23	23	
DIV. I NON-CONF.	2- 9	295	1- 1	175	209	263	263	23	23	

TOTALS	RPI 1-25	RPI 26-50	W-L RECORDS	RPI 51-100	RPI 101-999	RPI 201+				
6- 15	0- 0	0- 0	OVERALL	0- 4	6- 11	6- 4				
3- 7	0- 0	0- 0	HOME	0- 2	3- 5	3- 1				
3- 8	0- 0	0- 0	AWAY	0- 0	3- 4	3- 2				
0- 0	0- 0	0- 0	NEUTRAL	0- 0	0- 0	0- 0				
2- 9	0- 0	0- 0	NON-CONFERENCE	0- 3	2- 6	2- 2				
0- 4	0- 0	0- 0	HOME	0- 2	0- 2	0- 0				
2- 5	0- 0	0- 0	AWAY	0- 1	2- 4	2- 2				
0- 0	0- 0	0- 0	NEUTRAL	0- 0	0- 0	0- 0				
4- 6	0- 0	0- 0	CONFERENCE	0- 1	4- 5	4- 2				
3- 3	0- 0	0- 0	HOME	0- 0	3- 3	3- 1				
1- 3	0- 0	0- 0	AWAY	0- 1	1- 2	1- 1				
0- 0	0- 0	0- 0	NEUTRAL	0- 0	0- 0	0- 0				

RPI 1-25				RPI 26-50				RPI 51-100				RPI 101+				Team's RPI: 272
RPI	S	Opponent	Score	RPI	S	Opponent	Score	RPI	S	Opponent	Score	RPI	S	Opponent	Score	
								64	H	Georgia Tech	41 75	107	A	Wake Forest	49 78	
								84	H	UAB	59 70	117	H	Little Rock	40 52	
								86	A	North Carolina	43 56	128	H	ETSU	57 70	
								91	A	South Ala.	52 54	149	H	Davidson	57 59	
												159	A	Louisiana	45 61	
												160	H	Texas St.	54 69	
												200	A	Radford	40 61	
												208	H	UT Arlington	60 64	
												209	H	Arkansas St.	68 66	
												218	A	Troy	74 81	
												228	A	N.C. A&T	56 81	
												256	A	Col. of Charleston	76 70	
												258	A	UNC Asheville	60 69	
												312	H	Georgia St.	77 62	
												321	H	Ga. Southern	87 56	
												326	A	Marshall	56 54	
												333	A	La.-Monroe	71 67	

LAST 12 Division I GAMES:																
				209	H	Arkansas St.	68 66	333	A	La.-Monroe	71 67					
				117	H	Little Rock	40 52	159	A	Louisiana	45 61					
				91	A	South Ala.	52 54	208	H	UT Arlington	60 64					
				218	A	Troy	74 81	160	H	Texas St.	54 69					
				321	H	Ga. Southern	87 56	258	A	UNC Asheville	60 69					
				312	H	Georgia St.	77 62	326	A	Marshall	56 54					

Non-Div I Games:

Appalachian St.

Average RPI Win:	266	WON-LOST	WINNING	LAST 10	STRENGTH OF	OPP. STRENGTH	TEAM	ADJ.	CONF.	ADJ CONF.
Average RPI Loss:	133	RECORD	PCT. RANK	GAMES	SCHEDULE	OF SCHEDULE	RPI	RPI	RPI	RPI
DIV. I ONLY	5- 15	294	2- 8	180	114	278	278	4	4	
DIV. I NON-CONF.	4- 7	226	2- 1	341	310	339	339	3	3	

TOTALS	RPI 1-25	RPI 26-50	W-L RECORDS	RPI 51-100	RPI 101-999	RPI 201+				
5- 15	0- 2	0- 3	OVERALL	0- 3	5- 7	4- 5				
4- 6	0- 1	0- 1	HOME	0- 1	4- 3	3- 3				
1- 8	0- 1	0- 2	AWAY	0- 1	1- 4	1- 2				
0- 1	0- 0	0- 0	NEUTRAL	0- 1	0- 0	0- 0				
4- 7	0- 0	0- 0	NON-CONFERENCE	0- 1	4- 6	4- 5				
3- 3	0- 0	0- 0	HOME	0- 0	3- 3	3- 3				
1- 3	0- 0	0- 0	AWAY	0- 0	1- 3	1- 2				
0- 1	0- 0	0- 0	NEUTRAL	0- 1	0- 0	0- 0				
1- 8	0- 2	0- 3	CONFERENCE	0- 2	1- 1	0- 0				
1- 3	0- 1	0- 1	HOME	0- 1	1- 0	0- 0				
0- 5	0- 1	0- 2	AWAY	0- 1	0- 1	0- 0				
0- 0	0- 0	0- 0	NEUTRAL	0- 0	0- 0	0- 0				

RPI	S	Opponent	Score	RPI	S	Opponent	Score	RPI	S	Opponent	Score	RPI	S	Opponent	Score	Team's RPI: 278
7	A	Oregon	44 62	28	A	Cal i forn i a	39 63	57	N	TCU	59 68	137	A	Col orado	60 79	
21	H	Stanford	46 61	28	H	Cal i forn i a	51 53	79	A	Utah	55 89	137	H	Col orado	72 63	
				42	A	Oregon St.	48 88	79	H	Utah	56 80	148	A	Loyol a Marymount	70 84	
												219	A	CSUN	63 66	
												237	H	San Di ego St.	67 78	
												246	H	Hawai i	60 65	
												248	H	New Mexico St.	83 44	
												296	A	Utah St.	65 49	
												308	H	Southern Utah	76 74	
												328	A	Northern Ari z.	66 84	
												336	H	Long Beach St.	72 80	
												343	H	Iona	71 58	

LAST 12 Di vi si on I GAMES:																
28	A	Cal i forn i a	39 63	21	H	Stanford	46 61	137	A	Col orado	60 79	79	H	Utah	55 89	
79	H	Utah	56 80	308	H	Southern Utah	76 74	246	H	Hawai i	60 65	248	H	New Mexico St.	83 44	
137	H	Col orado	72 63	248	H	New Mexico St.	83 44									
42	A	Oregon St.	48 88													
7	A	Oregon	44 62													
28	H	Cal i forn i a	51 53													

Non-Di v I Games:

Ari zona

Average RPI	Win:	154	WON-LOST RECORD	WINNING PCT. RANK	LAST 10 GAMES	STRENGTH OF SCHEDULE	OPP. STRENGTH OF SCHEDULE	TEAM RPI	ADJ. RPI	CONF. RPI	ADJ CONF. RPI
Average RPI	Loss:	25									
DIV. I ONLY		14- 7		75	6- 4	25	24	35	35	4	4
DIV. I NON-CONF.		9- 3		61	2- 1	122	26	53	53	3	3

TOTALS	RPI 1-25		RPI 26-50		W-L RECORDS	RPI 51-100		RPI 101-999		RPI 201+	
14- 7	2- 5		1- 1		OVERALL	2- 1		9- 0		4- 0	
10- 1	2- 0		1- 0		HOME	1- 1		6- 0		4- 0	
3- 4	0- 3		0- 1		AWAY	1- 0		2- 0		0- 0	
1- 2	0- 2		0- 0		NEUTRAL	0- 0		1- 0		0- 0	
9- 3	1- 3		0- 0		NON-CONFERENCE	1- 0		7- 0		4- 0	
7- 0	1- 0		0- 0		HOME	1- 0		5- 0		4- 0	
1- 1	0- 1		0- 0		AWAY	0- 0		1- 0		0- 0	
1- 2	0- 2		0- 0		NEUTRAL	0- 0		1- 0		0- 0	
5- 4	1- 2		1- 1		CONFERENCE	1- 1		2- 0		0- 0	
3- 1	1- 0		1- 0		HOME	0- 1		1- 0		0- 0	
2- 3	0- 2		0- 1		AWAY	1- 0		1- 0		0- 0	
0- 0	0- 0		0- 0		NEUTRAL	0- 0		0- 0		0- 0	

RPI 1-25				RPI 26-50				Team's RPI: 35				RPI 51-100				RPI 101+			
RPI	S	Opponent	Score	RPI	S	Opponent	Score	RPI	S	Opponent	Score	RPI	S	Opponent	Score	RPI	S	Opponent	Score
3	N	Mississippi St.	57 65	28	H	Cal i forn i a	80 71	79	A	Utah	83 81	137	A	Col orado	72 47				
4	A	Flori da St.	66 77	42	A	Oregon St.	54 57	79	H	Utah	56 58	137	H	Col orado	73 59				
7	A	Oregon	64 74					85	H	Arkansas	89 43	157	H	I daho	77 33				
16	N	Green Bay	48 61									185	A	Fresno St.	81 49				
21	A	Stanford	50 74									196	N	Col umbi a	72 48				
21	H	Stanford	73 66									244	H	UC Ri versi de	73 48				
25	H	Buffal o	76 57									271	H	Col gate	65 54				
												275	H	Sacramento St.	106 58				
												315	H	UTSA	74 42				

LAST 12 Di vi si on I GAMES:																			
21	A	Stanford	50 74	28	H	Cal i forn i a	80 71	79	A	Utah	83 81	137	A	Col orado	72 47				
137	H	Col orado	73 59	79	A	Utah	56 58	85	H	Arkansas	89 43	157	H	I daho	77 33				
7	A	Oregon	64 74	42	A	Oregon St.	54 57	4	A	Flori da St.	66 77								
21	H	Stanford	73 66																

Non-Di v I Games:

Ari zona St.

Average RPI Win:	339	WON-LOST	WINNING	LAST 10	STRENGTH OF	OPP. STRENGTH	TEAM	ADJ.	CONF.	ADJ CONF.
Average RPI Loss:	207	RECORD	PCT. RANK	GAMES	SCHEDULE	OF SCHEDULE	RPI	RPI	RPI	RPI
DIV. I ONLY	1- 15	340	1- 9	296	292	338	338	32	32	
DIV. I NON-CONF.	0- 8	337	0- 4	107	153	309	309	32	32	

TOTALS	RPI 1-25	RPI 26-50	W-L RECORDS	RPI 51-100	RPI 101-999	RPI 201+				
1- 15	0- 0	0- 1	OVERALL	0- 2	1- 12	1- 9				
0- 3	0- 0	0- 0	HOME	0- 0	0- 3	0- 2				
1- 10	0- 0	0- 0	AWAY	0- 0	1- 0	1- 0				
0- 2	0- 0	0- 0	NEUTRAL	0- 0	0- 2	0- 1				
0- 8	0- 0	0- 1	NON-CONFERENCE	0- 2	0- 5	0- 3				
0- 0	0- 0	0- 0	HOME	0- 0	0- 0	0- 0				
0- 6	0- 0	0- 1	AWAY	0- 2	0- 3	0- 2				
0- 2	0- 0	0- 0	NEUTRAL	0- 0	0- 2	0- 1				
1- 7	0- 0	0- 0	CONFERENCE	0- 0	1- 7	1- 6				
0- 3	0- 0	0- 0	HOME	0- 0	0- 3	0- 2				
1- 4	0- 0	0- 0	AWAY	0- 0	1- 4	1- 4				
0- 0	0- 0	0- 0	NEUTRAL	0- 0	0- 0	0- 0				

RPI 1-25				RPI 26-50				RPI 51-100				RPI 101+				Team's RPI: 338	
RPI	S	Opponent	Score	RPI	S	Opponent	Score	RPI	S	Opponent	Score	RPI	S	Opponent	Score		
				27	A	Iowa	45 85	53	A	Dayton	43 81	165	A	Tulsa	37 87		
								63	A	Nebraska	52 73	180	N	Oakland	37 69		
												194	H	Southern U.	52 71		
												231	A	Texas Tech	47 74		
												240	A	Austin Peay	61 97		
												245	A	Texas Southern	52 58		
												255	H	Grambling	57 66		
												274	H	Alcorn	77 80		
												276	N	Towson	44 70		
												286	A	Alabama A&M	49 52		
												302	A	Prairie View	52 64		
												311	A	Alabama St.	54 63		
												339	A	Mississippi Val.	64 59		
LAST 12 Division I GAMES:																	
				255	H	Grambling	57 66	286	A	Alabama A&M	49 52						
				245	A	Texas Southern	52 58	339	A	Mississippi Val.	64 59						
				302	A	Prairie View	52 64	180	N	Oakland	37 69						
				274	H	Alcorn	77 80	276	N	Towson	44 70						
				194	H	Southern U.	52 71	27	A	Iowa	45 85						
				311	A	Alabama St.	54 63	165	A	Tulsa	37 87						

Non-Div I Games: Tougalo 71 51 Philander Smith 81 73

Ark. -Pine Bluff

Average RPI Win:	196	WON-LOST	WINNING	LAST 10	STRENGTH OF	OPP. STRENGTH	TEAM	ADJ.	CONF.	ADJ CONF.
Average RPI Loss:	66	RECORD	PCT. RANK	GAMES	SCHEDULE	OF SCHEDULE	RPI	RPI	RPI	RPI
DIV. I ONLY	11- 10	163	3- 7	34	85	85	85	2	2	
DIV. I NON-CONF.	9- 4	82	3- 1	151	184	79	79	2	2	

TOTALS	RPI 1-25	RPI 26-50	W-L RECORDS	RPI 51-100	RPI 101-999	RPI 201+				
11- 10	0- 4	0- 1	OVERALL	1- 2	10- 3	5- 0				
8- 2	0- 0	0- 0	HOME	1- 1	7- 1	4- 0				
2- 8	0- 4	0- 1	AWAY	0- 1	2- 2	0- 0				
1- 0	0- 0	0- 0	NEUTRAL	0- 0	1- 0	1- 0				
9- 4	0- 0	0- 1	NON-CONFERENCE	0- 1	9- 2	5- 0				
7- 0	0- 0	0- 0	HOME	0- 0	7- 0	4- 0				
1- 4	0- 0	0- 1	AWAY	0- 1	1- 2	0- 0				
1- 0	0- 0	0- 0	NEUTRAL	0- 0	1- 0	1- 0				
2- 6	0- 4	0- 0	CONFERENCE	1- 1	1- 1	0- 0				
1- 2	0- 0	0- 0	HOME	1- 1	0- 1	0- 0				
1- 4	0- 4	0- 0	AWAY	0- 0	1- 0	0- 0				
0- 0	0- 0	0- 0	NEUTRAL	0- 0	0- 0	0- 0				

RPI 1-25				RPI 26-50				RPI 51-100				Team's RPI : 85				RPI 101+			
RPI	S	Opponent	Score	RPI	S	Opponent	Score	RPI	S	Opponent	Score	RPI	S	Opponent	Score	RPI	S	Opponent	Score
3	A	Mississippi St.	69 111	35	A	Arizona St.	43 89	63	A	Nebraska	69 80	104	A	Auburn	68 58				
12	A	Missouri	54 88					83	H	Alabama	76 83	124	A	Kansas	60 71				
15	A	Georgia	65 78					98	H	Ole Miss	73 72	127	A	UTEP	61 64				
20	A	South Carolina	42 90									165	H	Tulsa	67 41				
												170	H	Charlotte	73 72				
												179	H	Florida	51 65				
												181	H	Samford	84 63				
												188	A	Oral Roberts	77 66				
												208	H	UT Arlington	91 57				
												215	H	Abilene Christian	79 65				
												248	N	New Mexico St.	69 60				
												255	H	Grambling	79 62				
												322	H	Sam Houston St.	65 54				
LAST 12 Division I GAMES:																			
20	A	South Carolina	42 90	3	A	Mississippi St.	69 111	98	H	Ole Miss	73 72	255	H	Grambling	79 62				
12	A	Missouri	54 88					35	A	Arizona St.	43 89					91			
179	H	Florida	51 65					208	H	UT Arlington	91 57	165	H	Tulsa	67 41				
104	A	Auburn	68 58																
15	A	Georgia	65 78																
83	H	Alabama	76 83																

Non-Div I Games:

Arkansas

Average RPI Win:	259	WON-LOST	WINNING	LAST 10	STRENGTH OF	OPP. STRENGTH	TEAM	ADJ.	CONF.	ADJ CONF.
Average RPI Loss:	130	RECORD	PCT. RANK	GAMES	SCHEDULE	OF SCHEDULE	RPI	RPI	RPI	RPI
DIV. I ONLY	10- 10	172	5- 5	263	172	209	209	23	23	
DIV. I NON-CONF.	5- 6	187	1- 2	168	100	170	170	23	23	

TOTALS	RPI 1-25	RPI 26-50	W-L RECORDS	RPI 51-100	RPI 101-999	RPI 201+				
10- 10	0- 0	0- 1	OVERALL	0- 3	10- 6	8- 1				
6- 3	0- 0	0- 0	HOME	0- 1	6- 2	5- 0				
4- 7	0- 0	0- 1	AWAY	0- 2	4- 4	3- 1				
0- 0	0- 0	0- 0	NEUTRAL	0- 0	0- 0	0- 0				
5- 6	0- 0	0- 1	NON-CONFERENCE	0- 3	5- 2	3- 0				
4- 1	0- 0	0- 0	HOME	0- 1	4- 0	3- 0				
1- 5	0- 0	0- 1	AWAY	0- 2	1- 2	0- 0				
0- 0	0- 0	0- 0	NEUTRAL	0- 0	0- 0	0- 0				
5- 4	0- 0	0- 0	CONFERENCE	0- 0	5- 4	5- 1				
2- 2	0- 0	0- 0	HOME	0- 0	2- 2	2- 0				
3- 2	0- 0	0- 0	AWAY	0- 0	3- 2	3- 1				
0- 0	0- 0	0- 0	NEUTRAL	0- 0	0- 0	0- 0				

RPI 1-25				RPI 26-50				RPI 51-100				RPI 101+				Team's RPI: 209	
RPI	S	Opponent	Score	RPI	S	Opponent	Score	RPI	S	Opponent	Score	RPI	S	Opponent	Score		
				30	A	South Fla.	55 98										
								69	A	Indiana	51 93	117	A	Little Rock	43 53		
								77	H	Belmont	52 83	127	H	UTEP	76 73		
								98	A	Ole Miss	48 74	150	A	Pittsburgh	47 87		
												159	H	Louisiana	75 77		
												160	H	Texas St.	55 67		
												165	A	Tulsa	58 68		
												179	A	Florida	70 69		
												208	H	UT Arlington	85 80		
												227	H	UT Martin	84 73		
												255	H	Grambling	76 56		
												272	A	Appalachian St.	66 68		
												283	A	Coastal Caro.	70 63		
												312	A	Georgia St.	75 58		
												321	A	Ga. Southern	71 62		
												333	H	La. -Monroe	76 62		
												345	H	Tennessee St.	68 62		
LAST 12 Division I GAMES:																	
				272	A	Appalachian St.	66 68	321	A	Ga. Southern	71 62						
				283	A	Coastal Caro.	70 63	159	H	Louisiana	75 77						
				117	A	Little Rock	43 53	333	H	La. -Monroe	76 62						
				208	H	UT Arlington	85 80	165	A	Tulsa	58 68						
				160	H	Texas St.	55 67	255	H	Grambling	76 56						
				312	A	Georgia St.	75 58	77	H	Belmont	52 83						

Non-Div I Games:

Arkansas St.

Average RPI Win:	228	WON-LOST	WINNING	LAST 10	STRENGTH OF	OPP. STRENGTH	TEAM	ADJ.	CONF.	ADJ CONF.
Average RPI Loss:	159	RECORD	PCT. RANK	GAMES	SCHEDULE	OF SCHEDULE	RPI	RPI	RPI	RPI
DIV. I ONLY	10- 10	172	4- 6	211	223	190	190	15	15	
DIV. I NON-CONF.	6- 4	122	0- 1	233	296	152	152	18	18	

TOTALS	RPI 1-25	RPI 26-50	W-L RECORDS	RPI 51-100	RPI 101-999	RPI 201+				
10- 10	0- 1	0- 0	OVERALL	0- 2	10- 7	7- 3				
5- 4	0- 0	0- 0	HOME	0- 1	5- 3	3- 1				
5- 6	0- 1	0- 0	AWAY	0- 1	5- 4	4- 2				
0- 0	0- 0	0- 0	NEUTRAL	0- 0	0- 0	0- 0				
6- 4	0- 1	0- 0	NON-CONFERENCE	0- 0	6- 3	3- 2				
4- 1	0- 0	0- 0	HOME	0- 0	4- 1	2- 0				
2- 3	0- 1	0- 0	AWAY	0- 0	2- 2	1- 2				
0- 0	0- 0	0- 0	NEUTRAL	0- 0	0- 0	0- 0				
4- 6	0- 0	0- 0	CONFERENCE	0- 2	4- 4	4- 1				
1- 3	0- 0	0- 0	HOME	0- 1	1- 2	1- 1				
3- 3	0- 0	0- 0	AWAY	0- 1	3- 2	3- 0				
0- 0	0- 0	0- 0	NEUTRAL	0- 0	0- 0	0- 0				

RPI 1-25				RPI 26-50				RPI 51-100				RPI 101+ Team's RPI: 190			
RPI	S	Opponent	Score	RPI	S	Opponent	Score	RPI	S	Opponent	Score	RPI	S	Opponent	Score
19	A	Marquette	53 83					71	H	American	46 64	103	H	Dartmouth	71 56
								88	A	Navy	44 70	116	H	Delaware	59 70
												119	A	Yale	82 65
												147	A	Bucknell	36 60
												154	H	Binghamton	73 61
												172	A	Lehigh	55 59
												191	H	Boston U.	59 60
												222	H	Holy Cross	62 70
												234	A	Lafayette	65 60
												239	A	Loyola Maryland	69 62
												239	H	Loyola Maryland	62 47
												266	H	LIU Brooklyn	71 37
												271	A	Colgate	62 54
												277	A	Fairleigh Dickinson	56 58
												285	A	St. Francis Brooklyn	52 73
												316	A	Air Force	65 59
												342	H	NJIT	79 49

LAST 12 Division I GAMES:															
239	H	Loyola Maryland	62 47	71	H	American	46 64	147	A	Bucknell	36 60	239	A	Loyola Maryland	69 62
271	A	Colgate	62 54	191	H	Boston U.	59 60	19	A	Marquette	53 83	116	H	Delaware	59 70
172	A	Lehigh	55 59	239	A	Loyola Maryland	69 62								
222	H	Holy Cross	62 70												
88	A	Navy	44 70												
234	A	Lafayette	65 60												

Non-Div I Games: St. Joseph's (Brklyn) 107 46

Average RPI	Win: 199	WON-LOST RECORD	WINNING PCT. RANK	LAST 10 GAMES	STRENGTH OF SCHEDULE	OPP. STRENGTH OF SCHEDULE	TEAM RPI	ADJ. RPI	CONF. RPI	ADJ CONF. RPI
Average RPI	Loss: 58									
DIV. I ONLY	9- 9	172	3- 6	55	60	104	104	2	2	
DIV. I NON-CONF.	8- 3	65	4- 0	226	150	103	103	2	2	

TOTALS	RPI 1-25	RPI 26-50	W-L RECORDS	RPI 51-100	RPI 101-999	RPI 201+				
9- 9	0- 4	0- 1	OVERALL	1- 3	8- 1	4- 0				
6- 2	0- 1	0- 0	HOME	0- 1	6- 0	4- 0				
2- 5	0- 3	0- 1	AWAY	1- 1	1- 0	0- 0				
1- 2	0- 0	0- 0	NEUTRAL	0- 1	1- 1	0- 0				
8- 3	0- 0	0- 0	NON-CONFERENCE	1- 2	7- 1	4- 0				
5- 0	0- 0	0- 0	HOME	0- 0	5- 0	4- 0				
2- 1	0- 0	0- 0	AWAY	1- 1	1- 0	0- 0				
1- 2	0- 0	0- 0	NEUTRAL	0- 1	1- 1	0- 0				
1- 6	0- 4	0- 1	CONFERENCE	0- 1	1- 0	0- 0				
1- 2	0- 1	0- 0	HOME	0- 1	1- 0	0- 0				
0- 4	0- 3	0- 1	AWAY	0- 0	0- 0	0- 0				
0- 0	0- 0	0- 0	NEUTRAL	0- 0	0- 0	0- 0				

RPI	S	Opponent	Score	RPI	S	Opponent	Score	RPI	S	Opponent	Score	RPI	S	Opponent	Score	Team's RPI: 104
8	A	Tennessee	59 70	44	A	LSU	56 59	60	A	Virginia Tech	63 72	132	N	Georgetown	60 40	
13	H	Texas A&M	73 82					69	A	Indiana	65 53	159	A	Louisiana	70 60	
15	A	Georgia	48 60					85	H	Arkansas	58 68	179	H	Florida	84 55	
20	A	South Carolina	63 71					92	N	Chattanooga	41 50	184	N	Northwestern	48 49	
												194	H	Southern U.	65 47	
												204	H	Louisiana Tech	75 59	
												228	H	N. C. A&T	63 53	
												297	H	Southeastern La.	80 46	
												333	H	La. -Monroe	67 41	
LAST 12 Division I GAMES:																
15	A	Georgia	48 60	179	H	Florida	84 55	297	H	Southeastern La.	80 46	194	H	Southern U.	65 47	
44	A	LSU	56 59	204	A	Louisiana	70 60	228	H	N. C. A&T	63 53	297	H	Southeastern La.	80 46	
85	H	Arkansas	58 68	333	H	La. -Monroe	67 41									
20	A	South Carolina	63 71													
13	H	Texas A&M	73 82													
8	A	Tennessee	59 70													

Non-Div I Games: Xavier (LA) 70 44

Auburn

Average RPI Win:	290	WON-LOST	WINNING	LAST 10	STRENGTH OF	OPP. STRENGTH	TEAM	ADJ.	CONF.	ADJ CONF.
Average RPI Loss:	147	RECORD	PCT. RANK	GAMES	SCHEDULE	OF SCHEDULE	RPI	RPI	RPI	RPI
DIV. I ONLY	10- 9	155	5- 5	322	299	240	240	25	25	
DIV. I NON-CONF.	5- 4	146	0- 2	319	275	214	214	27	27	

TOTALS	RPI 1-25	RPI 26-50	W-L RECORDS	RPI 51-100	RPI 101-999	RPI 201+				
10- 9	0- 0	0- 1	OVERALL	0- 2	10- 6	10- 2				
6- 3	0- 0	0- 0	HOME	0- 0	6- 3	6- 1				
4- 6	0- 0	0- 0	AWAY	0- 1	4- 1	4- 0				
0- 0	0- 0	0- 0	NEUTRAL	0- 0	0- 0	0- 0				
5- 4	0- 0	0- 1	NON-CONFERENCE	0- 1	5- 2	5- 0				
2- 1	0- 0	0- 0	HOME	0- 0	2- 1	2- 0				
3- 3	0- 0	0- 1	AWAY	0- 1	3- 1	3- 0				
0- 0	0- 0	0- 0	NEUTRAL	0- 0	0- 0	0- 0				
5- 5	0- 0	0- 0	CONFERENCE	0- 1	5- 4	5- 2				
4- 2	0- 0	0- 0	HOME	0- 0	4- 2	4- 1				
1- 3	0- 0	0- 0	AWAY	0- 1	1- 2	1- 1				
0- 0	0- 0	0- 0	NEUTRAL	0- 0	0- 0	0- 0				

RPI 1-25				RPI 26-50				RPI 51-100				RPI 101+ Team's RPI: 240			
RPI	S	Opponent	Score	RPI	S	Opponent	Score	RPI	S	Opponent	Score	RPI	S	Opponent	Score
				32	A	Ball St.	57 89	77	A	Belmont	75 78	118	H	Western Ill.	68 81
								90	A	Butler	54 75	134	H	SIUE	38 61
												158	A	Jacksonville St.	47 65
												169	A	Illinois	47 59
												202	H	Southeast Mo. St.	66 65
												217	H	Morehead St.	59 66
												227	H	UT Martin	69 62
												252	A	Lipscomb	71 63
												268	A	Northern Ky.	53 52
												286	A	Alabama A&M	55 52
												293	H	Eastern Ky.	59 45
												332	A	Tennessee Tech	59 63
												338	H	Ark. -Pine Bluff	97 61
												344	H	Eastern Ill.	69 59
												345	A	Tennessee St.	75 59
												347	H	Evansville	82 73
LAST 12 Division I GAMES:															
217	H	Morehead St.	59 66	202	H	Southeast Mo. St.	66 65								
293	H	Eastern Ky.	59 45	227	H	UT Martin	69 62								
77	A	Belmont	75 78	344	H	Eastern Ill.	69 59								
345	A	Tennessee St.	75 59	134	H	SIUE	38 61								
158	A	Jacksonville St.	47 65	32	A	Ball St.	57 89								
332	A	Tennessee Tech	59 63	169	A	Illinois	47 59								

Non-Div I Games: Christian Bros. 73 50 Trevecca Nazarene 80 72

Austin Peay

Average RPI Win:	204	WON-LOST	WINNING	LAST 10	STRENGTH OF	OPP. STRENGTH	TEAM	ADJ.	CONF.	ADJ CONF.
Average RPI Loss:	125	RECORD	PCT. RANK	GAMES	SCHEDULE	OF SCHEDULE	RPI	RPI	RPI	RPI
DIV. I ONLY	12- 9	133	7- 3	164	125	121	121	12	12	
DIV. I NON-CONF.	5- 6	187	1- 1	133	139	182	182	11	11	

TOTALS	RPI 1-25	RPI 26-50	W-L RECORDS	RPI 51-100	RPI 101-999	RPI 201+				
12- 9	0- 1	0- 1	OVERALL	2- 2	10- 5	7- 2				
8- 2	0- 1	0- 0	HOME	2- 0	6- 1	4- 1				
4- 7	0- 0	0- 1	AWAY	0- 2	4- 4	3- 1				
0- 0	0- 0	0- 0	NEUTRAL	0- 0	0- 0	0- 0				
5- 6	0- 1	0- 1	NON-CONFERENCE	1- 1	4- 3	4- 1				
4- 2	0- 1	0- 0	HOME	1- 0	3- 1	3- 1				
1- 4	0- 0	0- 1	AWAY	0- 1	1- 2	1- 0				
0- 0	0- 0	0- 0	NEUTRAL	0- 0	0- 0	0- 0				
7- 3	0- 0	0- 0	CONFERENCE	1- 1	6- 2	3- 1				
4- 0	0- 0	0- 0	HOME	1- 0	3- 0	1- 0				
3- 3	0- 0	0- 0	AWAY	0- 1	3- 2	2- 1				
0- 0	0- 0	0- 0	NEUTRAL	0- 0	0- 0	0- 0				

RPI 1-25				RPI 26-50				RPI 51-100				RPI 101+				Team's RPI: 121
RPI	S	Opponent	Score	RPI	S	Opponent	Score	RPI	S	Opponent	Score	RPI	S	Opponent	Score	
15	H	Georgia	63 79	28	A	California	45 70	55	A	Northern Colo.	74 79	135	A	Washington	72 80	
								79	H	Utah	77 68	148	A	Loyola Marymount	67 55	
								89	A	Saint Mary's (CA)	49 57	151	A	Colorado St.	54 56	
								89	H	Saint Mary's (CA)	63 54	152	A	Pacific	76 83	
												152	H	Pacific	77 65	
												161	H	San Francisco	70 66	
												205	A	San Diego	69 70	
												211	A	Eastern Wash.	73 69	
												212	H	Montana St.	75 54	
												223	A	Pepperdine	73 67	
												257	H	Santa Clara	65 47	
												296	H	Utah St.	69 76	
												299	A	Portland	72 58	
												306	H	Utah Valley	75 54	
												308	H	Southern Utah	75 67	

LAST 12 Division I GAMES:																
				152	A	Pacific	76 83	152	H	Pacific	77 65					
				89	H	Saint Mary's (CA)	63 54	161	H	San Francisco	70 66					
				205	A	San Diego	69 70	89	A	Saint Mary's (CA)	49 57					
				148	A	Loyola Marymount	67 55	299	A	Portland	72 58					
				257	H	Santa Clara	65 47	212	H	Montana St.	75 54					
				223	A	Pepperdine	73 67	28	A	California	45 70					

Non-Div I Games:

BYU

Average RPI Win:	155	WON-LOST	WINNING	LAST 10	STRENGTH OF	OPP. STRENGTH	TEAM	ADJ.	CONF.	ADJ CONF.
Average RPI Loss:	41	RECORD	PCT. RANK	GAMES	SCHEDULE	OF SCHEDULE	RPI	RPI	RPI	RPI
DIV. I ONLY	16- 3	20	7- 3	80	86	32	32	7	7	
DIV. I NON-CONF.	10- 0	1	2- 0	166	111	17	17	8	8	

TOTALS	RPI 1-25	RPI 26-50	W-L RECORDS	RPI 51-100	RPI 101-999	RPI 201+				
16- 3	0- 1	2- 1	OVERALL	1- 1	13- 0	5- 0				
9- 2	0- 1	1- 1	HOME	1- 0	7- 0	3- 0				
7- 1	0- 0	1- 0	AWAY	0- 1	6- 0	2- 0				
0- 0	0- 0	0- 0	NEUTRAL	0- 0	0- 0	0- 0				
10- 0	0- 0	2- 0	NON-CONFERENCE	1- 0	7- 0	4- 0				
6- 0	0- 0	1- 0	HOME	1- 0	4- 0	3- 0				
4- 0	0- 0	1- 0	AWAY	0- 0	3- 0	1- 0				
0- 0	0- 0	0- 0	NEUTRAL	0- 0	0- 0	0- 0				
6- 3	0- 1	0- 1	CONFERENCE	0- 1	6- 0	1- 0				
3- 2	0- 1	0- 1	HOME	0- 0	3- 0	0- 0				
3- 1	0- 0	0- 0	AWAY	0- 1	3- 0	1- 0				
0- 0	0- 0	0- 0	NEUTRAL	0- 0	0- 0	0- 0				

RPI 1-25				RPI 26-50				RPI 51-100				RPI 101+			
RPI	S	Opponent	Score	RPI	S	Opponent	Score	RPI	S	Opponent	Score	RPI	S	Opponent	Score
25	H	Buffalo	80 84	36	H	Central Mich.	65 69	62	A	Toledo	66 72	110	H	Miami (OH)	86 61
				46	H	Western Ky.	93 81	90	H	Butler	87 75	123	A	Kent St.	79 58
				49	A	Purdue	66 60					125	H	Missouri St.	70 58
												129	A	Vanderbilt	88 79
												131	A	Cleveland St.	76 64
												138	H	Northern Ill.	81 72
												140	A	Bowling Green	84 73
												140	H	Bowling Green	82 41
												202	H	Southeast Mo. St.	69 56
												221	A	Akron	74 61
												240	H	Austin Peay	89 57
												252	H	Lipscomb	84 46
												345	A	Tennessee St.	85 65

LAST 12 Division I GAMES:															
138	H	Northern Ill.	81 72	140	A	Bowling Green	84 73	110	H	Miami (OH)	86 61	36	H	Central Mich.	65 69
140	H	Bowling Green	82 41	110	H	Miami (OH)	86 61	46	H	Western Ky.	93 81	240	H	Austin Peay	89 57
123	A	Kent St.	79 58	46	H	Western Ky.	93 81	202	H	Southeast Mo. St.	69 56	252	H	Lipscomb	84 46
62	A	Toledo	66 72	202	H	Southeast Mo. St.	69 56								
25	H	Buffalo	80 84												
221	A	Akron	74 61												

Non-Div I Games: Oakland City 126 55

Ball St.

Average RPI Win:	132	WON-LOST	WINNING	LAST 10	STRENGTH OF	OPP. STRENGTH	TEAM	ADJ.	CONF.	ADJ CONF.
Average RPI Loss:	9	RECORD	PCT. RANK	GAMES	SCHEDULE	OF SCHEDULE	RPI	RPI	RPI	RPI
DIV. I ONLY	18- 1	4	10- 0	91	14	10	10	5	5	
DIV. I NON-CONF.	10- 1	16	4- 0	116	57	18	18	6	6	

TOTALS	RPI 1-25	RPI 26-50	W-L RECORDS	RPI 51-100	RPI 101-999	RPI 201+				
18- 1	2- 1	1- 0	OVERALL	4- 0	11- 0	4- 0				
11- 0	2- 0	0- 0	HOME	2- 0	7- 0	3- 0				
5- 1	0- 1	1- 0	AWAY	1- 0	3- 0	1- 0				
2- 0	0- 0	0- 0	NEUTRAL	1- 0	1- 0	0- 0				
10- 1	1- 1	0- 0	NON-CONFERENCE	2- 0	7- 0	3- 0				
7- 0	1- 0	0- 0	HOME	1- 0	5- 0	2- 0				
1- 1	0- 1	0- 0	AWAY	0- 0	1- 0	1- 0				
2- 0	0- 0	0- 0	NEUTRAL	1- 0	1- 0	0- 0				
8- 0	1- 0	1- 0	CONFERENCE	2- 0	4- 0	1- 0				
4- 0	1- 0	0- 0	HOME	1- 0	2- 0	1- 0				
4- 0	0- 0	1- 0	AWAY	1- 0	2- 0	0- 0				
0- 0	0- 0	0- 0	NEUTRAL	0- 0	0- 0	0- 0				

RPI	S	Opponent	Score	RPI	S	Opponent	Score	RPI	S	Opponent	Score	RPI	S	Opponent	Score
9	A	UCLA	68 82	37	A	Okl ahoma	74 52	64	N	Georgi a Tech	80 57	105	H	Kentucky	90 63
11	H	Texas	81 56					74	A	Kansas St.	88 58	124	A	Kansas	83 48
21	H	Stanford	81 57					74	H	Kansas St.	75 50	125	N	Missouri St.	100 58
								94	H	Central Ark.	86 55	126	A	Iowa St.	79 50
												126	H	Iowa St.	89 49
												139	H	Lamar University	121 62
												156	H	North Dakota	105 43
												231	H	Texas Tech	97 49
												284	A	Nicholls St.	85 43
												289	H	McNeese	95 34
												303	H	Coppin St.	100 54

LAST 12 Division I GAMES:															
11	H	Texas	81 56	231	H	Texas Tech	97 49	74	A	Kansas St.	88 58	284	A	Nicholls St.	85 43
74	H	Kansas St.	75 50	289	H	McNeese	95 34	156	H	North Dakota	105 43	21	H	Stanford	81 57
126	A	Iowa St.	79 50												
37	A	Oklahoma	74 52												
124	A	Kansas	83 48												
126	H	Iowa St.	89 49												

Non-Div I Games:

Bayl or

B
e
l
m
o
n
t

Belmont				Through Games Of Jan. 27, 2018						
Average RPI Win:	210	WON-LOST	WINNING	LAST 10	STRENGTH OF	OPP. STRENGTH	TEAM	ADJ.	CONF.	ADJ CONF.
Average RPI Loss:	53	RECORD	PCT. RANK	GAMES	SCHEDULE	OF SCHEDULE	RPI	RPI	RPI	RPI
DIV. I ONLY	19- 3	10	10- 0	261	122	77	77	25	25	
DIV. I NON-CONF.	9- 3	61	1- 1	174	24	59	59	27	27	

TOTALS	RPI 1-25	RPI 26-50	W-L RECORDS	RPI 51-100	RPI 101-999	RPI 201+				
19- 3	0- 1	1- 1	OVERALL	1- 0	17- 1	11- 0				
9- 1	0- 0	0- 0	HOME	0- 0	9- 1	6- 0				
8- 1	0- 0	0- 0	AWAY	0- 0	8- 0	5- 0				
2- 1	0- 1	1- 0	NEUTRAL	1- 0	0- 0	0- 0				
9- 3	0- 1	1- 1	NON-CONFERENCE	1- 0	7- 1	4- 0				
3- 1	0- 0	0- 0	HOME	0- 0	3- 1	2- 0				
4- 1	0- 0	0- 1	AWAY	0- 0	4- 0	2- 0				
2- 1	0- 1	1- 0	NEUTRAL	1- 0	0- 0	0- 0				
10- 0	0- 0	0- 0	CONFERENCE	0- 0	10- 0	7- 0				
6- 0	0- 0	0- 0	HOME	0- 0	6- 0	4- 0				
4- 0	0- 0	0- 0	AWAY	0- 0	4- 0	3- 0				
0- 0	0- 0	0- 0	NEUTRAL	0- 0	0- 0	0- 0				

RPI 1-25				RPI 26-50				RPI 51-100 Team's RPI: 77				RPI 101+			
RPI S	Opponent	Score		RPI S	Opponent	Score		RPI S	Opponent	Score		RPI S	Opponent	Score	
21 N	Stanford	53	74	33 N	FGCU	75	65	56 N	Gonzaga	71	63	101 H	Wright St.	81	91
				37 A	Oklahoma	73	96					129 A	Vanderbilt	111	74
												134 A	SIUE	72	55
												134 H	SIUE	86	64
												158 H	Jacksonville St.	71	55
												165 A	Tulsa	90	65
												181 H	Samford	83	46
												202 A	Southeast Mo. St.	67	57
												209 A	Arkansas St.	83	52
												227 A	UT Martin	65	63
												240 H	Austin Peay	78	75
												243 H	Presbyterian	90	48
												252 A	Lipscomb	91	59
												294 H	Murray St.	70	65
												304 H	Fort Wayne	74	42
												332 H	Tennessee Tech	78	59
												344 A	Eastern Ill.	86	58
												344 H	Eastern Ill.	59	37

LAST 12 Division I GAMES:															
134 H	SIUE	86	64	158 H	Jacksonville St.	71	55								
344 H	Eastern Ill.	59	37	332 H	Tennessee Tech	78	59								
240 H	Austin Peay	78	75	227 A	UT Martin	65	63								
294 H	Murray St.	70	65	202 A	Southeast Mo. St.	67	57								
344 A	Eastern Ill.	86	58	129 A	Vanderbilt	111	74								
134 A	SIUE	72	55	101 H	Wright St.	81	91								

Non-Div I Games: Trevecca Nazarene 97 39

Belmont

B
e
l
m
o
n
t

Average RPI	Win:	262	WON-LOST	WINNING	LAST 10	STRENGTH OF	OPP. STRENGTH	TEAM	ADJ.	CONF.	ADJ CONF.
Average RPI	Loss:	180	RECORD	PCT. RANK	GAMES	SCHEDULE	OF SCHEDULE	RPI	RPI	RPI	RPI
DIV. I ONLY		12- 4		49	8- 2	330	325	168	168	31	31
DIV. I NON-CONF.		6- 4		122	3- 2	284	293	212	212	30	30

TOTALS	RPI 1-25		RPI 26-50		W-L RECORDS	RPI 51-100		RPI 101-999		RPI 201+	
12- 4	0- 0		0- 0		OVERALL	0- 1		12- 3		10- 2	
5- 2	0- 0		0- 0		HOME	0- 0		5- 2		4- 1	
5- 2	0- 0		0- 0		AWAY	0- 1		5- 1		5- 1	
2- 0	0- 0		0- 0		NEUTRAL	0- 0		2- 0		1- 0	
6- 4	0- 0		0- 0		NON-CONFERENCE	0- 1		6- 3		4- 2	
3- 2	0- 0		0- 0		HOME	0- 0		3- 2		2- 1	
1- 2	0- 0		0- 0		AWAY	0- 1		1- 1		1- 1	
2- 0	0- 0		0- 0		NEUTRAL	0- 0		2- 0		1- 0	
6- 0	0- 0		0- 0		CONFERENCE	0- 0		6- 0		6- 0	
2- 0	0- 0		0- 0		HOME	0- 0		2- 0		2- 0	
4- 0	0- 0		0- 0		AWAY	0- 0		4- 0		4- 0	
0- 0	0- 0		0- 0		NEUTRAL	0- 0		0- 0		0- 0	

RPI 1-25				RPI 26-50				RPI 51-100				RPI 101+				Team's RPI: 168
RPI	S	Opponent	Score	RPI	S	Opponent	Score	RPI	S	Opponent	Score	RPI	S	Opponent	Score	
								66	A	Mi ami (FL)	39 85	114	H	Jacksonville	58 68	
												160	N	Texas St.	62 56	
												194	H	Southern U.	68 56	
												203	A	Norfolk St.	58 51	
												226	N	Richmond	63 50	
												241	A	North Florida	63 70	
												251	A	Howard	59 55	
												263	H	Grand Canyon	69 60	
												273	A	FIU	77 59	
												297	H	Southeastern La.	58 60	
												298	A	UMES	55 48	
												302	H	Prairie View	77 52	
												310	A	Delaware St.	68 60	
												331	H	South Carolina St.	68 50	
												335	H	Florida A&M	44 42	

LAST 12 Division I GAMES:																
203	A	Norfolk St.	58 51	66	A	Mi ami (FL)	39 85	226	N	Richmond	63 50	114	H	Jacksonville	58 68	
310	A	Delaware St.	68 60	160	N	Texas St.	62 56	194	H	Southern U.	68 56	273	A	FIU	77 59	
335	H	Florida A&M	44 42	241	A	North Florida	63 70	251	A	Howard	59 55	297	H	Southeastern La.	58 60	
298	A	UMES	55 48	263	H	Grand Canyon	69 60	298	A	UMES	55 48	302	H	Prairie View	77 52	
251	A	Howard	59 55	273	A	FIU	77 59	310	A	Delaware St.	68 60	331	H	South Carolina St.	68 50	
331	H	South Carolina St.	68 50	335	H	Florida A&M	44 42	335	H	Florida A&M	44 42					

Non-Div I Games: Edward Waters 101 60 Palm Beach Atl. 61 48

Bethune-Cookman

Average RPI Win:	236	WON-LOST	WINNING	LAST 10	STRENGTH OF	OPP. STRENGTH	TEAM	ADJ.	CONF.	ADJ CONF.
Average RPI Loss:	156	RECORD	PCT. RANK	GAMES	SCHEDULE	OF SCHEDULE	RPI	RPI	RPI	RPI
DIV. I ONLY	13- 7	89	7- 3	271	278	154	154	20	20	
DIV. I NON-CONF.	8- 4	87	4- 0	316	267	174	174	24	24	

TOTALS	RPI 1-25	RPI 26-50	W-L RECORDS	RPI 51-100	RPI 101-999	RPI 201+				
13- 7	0- 0	0- 0	OVERALL	1- 1	12- 6	8- 1				
5- 3	0- 0	0- 0	HOME	0- 0	5- 3	2- 1				
7- 3	0- 0	0- 0	AWAY	1- 1	6- 2	5- 0				
1- 1	0- 0	0- 0	NEUTRAL	0- 0	1- 1	1- 0				
8- 4	0- 0	0- 0	NON-CONFERENCE	0- 0	8- 4	6- 0				
3- 1	0- 0	0- 0	HOME	0- 0	3- 1	1- 0				
4- 2	0- 0	0- 0	AWAY	0- 0	4- 2	4- 0				
1- 1	0- 0	0- 0	NEUTRAL	0- 0	1- 1	1- 0				
5- 3	0- 0	0- 0	CONFERENCE	1- 1	4- 2	2- 1				
2- 2	0- 0	0- 0	HOME	0- 0	2- 2	1- 1				
3- 1	0- 0	0- 0	AWAY	1- 1	2- 0	1- 0				
0- 0	0- 0	0- 0	NEUTRAL	0- 0	0- 0	0- 0				

RPI 1-25				RPI 26-50				RPI 51-100				RPI 101+ Team's RPI: 154			
RPI	S	Opponent	Score	RPI	S	Opponent	Score	RPI	S	Opponent	Score	RPI	S	Opponent	Score
								68	A	Albany (NY)	46 63	103	H	Dartmouth	80 64
								73	A	Maine	66 62	109	H	Penn	77 72
												119	H	Yale	69 73
												147	A	Bucknell	59 64
												153	H	Hartford	64 59
												165	N	Tulsa	55 60
												178	A	New Hampshire	54 52
												178	H	New Hampshire	61 63
												190	A	Army West Point	61 73
												224	H	Stony Brook	59 67
												269	A	Rider	76 54
												279	A	Cornell	66 58
												281	A	Bryant	55 47
												298	N	UMES	68 51
												308	A	Southern Utah	72 66
												330	H	UMBC	81 51
												342	H	NJIT	67 36
												349	A	UMass Lowell	76 46

								LAST 12 Division I GAMES:							
								178	A	New Hampshire	54 52	178	H	New Hampshire	61 63
								330	H	UMBC	81 51	73	A	Maine	66 62
								349	A	UMass Lowell	76 46	103	H	Dartmouth	80 64
								224	H	Stony Brook	59 67	269	A	Rider	76 54
								68	A	Albany (NY)	46 63	279	A	Cornell	66 58
								153	H	Hartford	64 59	342	H	NJIT	67 36

Non-Div I Games: SUNY Cortland 90 36

Binghamton

Average RPI Win:	212	WON-LOST	WINNING	LAST 10	STRENGTH OF	OPP. STRENGTH	TEAM	ADJ.	CONF.	ADJ CONF.
Average RPI Loss:	155	RECORD	PCT. RANK	GAMES	SCHEDULE	OF SCHEDULE	RPI	RPI	RPI	RPI
DIV. I ONLY	11- 8	127	7- 3	272	134	199	199	16	16	
DIV. I NON-CONF.	4- 5	202	1- 1	311	160	273	273	17	17	

TOTALS	RPI 1-25	RPI 26-50	W-L RECORDS	RPI 51-100	RPI 101-999	RPI 201+				
11- 8	0- 0	0- 0	OVERALL	0- 4	11- 4	6- 3				
5- 5	0- 0	0- 0	HOME	0- 3	5- 2	1- 1				
6- 1	0- 0	0- 0	AWAY	0- 1	6- 0	5- 0				
0- 2	0- 0	0- 0	NEUTRAL	0- 0	0- 2	0- 2				
4- 5	0- 0	0- 0	NON-CONFERENCE	0- 2	4- 3	2- 3				
2- 3	0- 0	0- 0	HOME	0- 2	2- 1	0- 1				
2- 0	0- 0	0- 0	AWAY	0- 0	2- 0	2- 0				
0- 2	0- 0	0- 0	NEUTRAL	0- 0	0- 2	0- 2				
7- 3	0- 0	0- 0	CONFERENCE	0- 2	7- 1	4- 0				
3- 2	0- 0	0- 0	HOME	0- 1	3- 1	1- 0				
4- 1	0- 0	0- 0	AWAY	0- 1	4- 0	3- 0				
0- 0	0- 0	0- 0	NEUTRAL	0- 0	0- 0	0- 0				

RPI 1-25				RPI 26-50				RPI 51-100				RPI 101+ Team's RPI: 199			
RPI	S	Opponent	Score	RPI	S	Opponent	Score	RPI	S	Opponent	Score	RPI	S	Opponent	Score
								52	H	Wyoming	51 66	102	H	UNLV	69 60
								72	A	New Mexico	83 100	135	H	Washington	85 62
								78	H	Washington St.	53 61	146	H	Saint Francis (PA)	87 59
								89	H	Saint Mary's (CA)	72 74	151	A	Colorado St.	62 58
												163	H	Nevada	68 72
												185	H	Fresno St.	75 66
												205	N	San Diego	52 72
												211	A	Eastern Wash.	61 57
												237	A	San Diego St.	86 70
												249	H	CSU Bakersfield	59 65
												250	A	San Jose St.	112 80
												296	A	Utah St.	64 42
												299	A	Portland	73 47
												316	H	Air Force	49 46
												328	N	Northern Ari z.	60 62

LAST 12 Division I GAMES:															
316	H	Air Force	49 46	52	H	Wyoming	51 66	72	A	New Mexico	83 100	102	H	UNLV	69 60
250	A	San Jose St.	112 80									151	A	Colorado St.	62 58
163	H	Nevada	68 72									146	H	Saint Francis (PA)	87 59
296	A	Utah St.	64 42									316	H	Air Force	49 46
237	A	San Diego St.	86 70									328	N	Northern Ari z.	60 62
185	H	Fresno St.	75 66	249	H	CSU Bakersfield	59 65								

Non-Div I Games: Corban 94 50 Northwest Chrst. 83 51

Boi se St.

Average RPI Win:	149	WON-LOST	WINNING	LAST 10	STRENGTH OF	OPP. STRENGTH	TEAM	ADJ.	CONF.	ADJ CONF.
Average RPI Loss:	103	RECORD	PCT. RANK	GAMES	SCHEDULE	OF SCHEDULE	RPI	RPI	RPI	RPI
DIV. I ONLY	6- 14	277	2- 8	39	56	183	183	1	1	
DIV. I NON-CONF.	5- 8	220	2- 3	118	165	211	211	1	1	

TOTALS	RPI 1-25	RPI 26-50	W-L RECORDS	RPI 51-100	RPI 101-999	RPI 201+				
6- 14	0- 2	1- 2	OVERALL	2- 4	3- 6	2- 1				
5- 5	0- 0	1- 1	HOME	2- 3	2- 1	1- 1				
1- 9	0- 2	0- 1	AWAY	0- 1	1- 4	1- 0				
0- 0	0- 0	0- 0	NEUTRAL	0- 0	0- 0	0- 0				
5- 8	0- 0	1- 1	NON-CONFERENCE	1- 2	3- 5	2- 1				
4- 3	0- 0	1- 0	HOME	1- 2	2- 1	1- 1				
1- 5	0- 0	0- 1	AWAY	0- 0	1- 4	1- 0				
0- 0	0- 0	0- 0	NEUTRAL	0- 0	0- 0	0- 0				
1- 6	0- 2	0- 1	CONFERENCE	1- 2	0- 1	0- 0				
1- 2	0- 0	0- 1	HOME	1- 1	0- 0	0- 0				
0- 4	0- 2	0- 0	AWAY	0- 1	0- 1	0- 0				
0- 0	0- 0	0- 0	NEUTRAL	0- 0	0- 0	0- 0				

RPI 1-25				RPI 26-50				RPI 51-100				RPI 101+ Team's RPI: 183			
RPI	S	Opponent	Score	RPI	S	Opponent	Score	RPI	S	Opponent	Score	RPI	S	Opponent	Score
2	A	Notre Dame	60 89	31	H	Virginia	57 68	60	A	Virginia Tech	58 89	103	A	Dartmouth	57 68
14	A	Duke	50 75	47	A	Minnesota	68 78	66	H	Miami (FL)	43 65	113	A	Clemson	61 65
				48	H	Houston	79 74	73	H	Maine	40 61	178	H	New Hampshire	64 55
								76	H	Fordham	55 52	191	A	Boston U.	57 61
								86	H	North Carolina	77 64	193	A	Providence	55 63
								93	H	Seton Hall	53 73	196	A	Columbia	60 68
												222	A	Holy Cross	70 61
												259	H	Fairfield	58 66
												281	H	Bryant	65 42

LAST 12 Division I GAMES:															
14	A	Duke	50 75	60	A	Virginia Tech	58 89	73	H	Maine	40 61	193	A	Providence	55 63
66	H	Miami (FL)	43 65	76	H	Fordham	55 52	178	H	New Hampshire	64 55	259	H	Fairfield	58 66
113	A	Clemson	61 65	86	H	North Carolina	77 64	93	H	Seton Hall	53 73	281	H	Bryant	65 42
2	A	Notre Dame	60 89												
31	H	Virginia	57 68												
86	H	North Carolina	77 64												

Non-Div I Games:

Boston College

Average RPI Win:	217	WON-LOST	WINNING	LAST 10	STRENGTH OF	OPP. STRENGTH	TEAM	ADJ.	CONF.	ADJ CONF.
Average RPI Loss:	138	RECORD	PCT. RANK	GAMES	SCHEDULE	OF SCHEDULE	RPI	RPI	RPI	RPI
DIV. I ONLY	8- 12	234	3- 7	128	209	191	191	15	15	
DIV. I NON-CONF.	5- 5	170	0- 2	124	202	128	128	18	18	

TOTALS	RPI 1-25	RPI 26-50	W-L RECORDS	RPI 51-100	RPI 101-999	RPI 201+				
8- 12	0- 0	0- 1	OVERALL	0- 4	8- 7	4- 2				
3- 6	0- 0	0- 1	HOME	0- 1	3- 4	1- 2				
5- 6	0- 0	0- 0	AWAY	0- 3	5- 3	3- 0				
0- 0	0- 0	0- 0	NEUTRAL	0- 0	0- 0	0- 0				
5- 5	0- 0	0- 1	NON-CONFERENCE	0- 2	5- 2	2- 0				
2- 2	0- 0	0- 1	HOME	0- 0	2- 1	0- 0				
3- 3	0- 0	0- 0	AWAY	0- 2	3- 1	2- 0				
0- 0	0- 0	0- 0	NEUTRAL	0- 0	0- 0	0- 0				
3- 7	0- 0	0- 0	CONFERENCE	0- 2	3- 5	2- 2				
1- 4	0- 0	0- 0	HOME	0- 1	1- 3	1- 2				
2- 3	0- 0	0- 0	AWAY	0- 1	2- 2	1- 0				
0- 0	0- 0	0- 0	NEUTRAL	0- 0	0- 0	0- 0				

RPI	S	Opponent	Score	RPI	S	Opponent	Score	RPI	S	Opponent	Score	RPI	S	Opponent	Score	Team's RPI: 191
50	H	UCF	32 47	67	A	Harvard	70 80	116	A	Delaware	85 79	147	A	Bucknell I	57 67	
				71	A	American	50 66	147	H	Bucknell I	58 63	162	H	Northeastern	74 73	
				88	H	Navy	59 64	172	A	Lehigh	58 74	177	H	Marist	52 80	
				99	A	Brown	68 92	178	A	New Hampshire	57 72	183	H	Boston College	61 57	
								190	A	Army West Point	60 59	222	H	Holy Cross	57 60	
								234	H	Lafayette	45 47	239	H	Loyola Maryland	75 56	
								271	A	Colgate	62 49	281	A	Bryant	78 61	
								292	A	Vermont	57 41					
LAST 12 Division I GAMES:																
147	A	Bucknell I	57 67	172	A	Lehigh	58 74	239	H	Loyola Maryland	75 56					
234	H	Lafayette	45 47	147	H	Bucknell I	58 63	190	A	Army West Point	60 59					
88	H	Navy	59 64	99	A	Brown	68 92	50	H	UCF	32 47					
71	A	American	50 66													
222	H	Holy Cross	57 60													
271	A	Colgate	62 49													

Non-Div I Games:

Boston U.

Average RPI Win:	211	WON-LOST	WINNING	LAST 10	STRENGTH OF	OPP. STRENGTH	TEAM	ADJ.	CONF.	ADJ CONF.
Average RPI Loss:	104	RECORD	PCT. RANK	GAMES	SCHEDULE	OF SCHEDULE	RPI	RPI	RPI	RPI
DIV. I ONLY	9- 10	196	2- 8	88	157	140	140	7	7	
DIV. I NON-CONF.	7- 3	74	0- 2	169	330	99	99	8	8	

TOTALS	RPI 1-25	RPI 26-50	W-L RECORDS	RPI 51-100	RPI 101-999	RPI 201+				
9- 10	0- 0	0- 4	OVERALL	0- 3	9- 3	5- 2				
4- 5	0- 0	0- 1	HOME	0- 2	4- 2	2- 2				
3- 5	0- 0	0- 3	AWAY	0- 1	3- 1	2- 0				
2- 0	0- 0	0- 0	NEUTRAL	0- 0	2- 0	1- 0				
7- 3	0- 0	0- 1	NON-CONFERENCE	0- 0	7- 2	4- 1				
3- 1	0- 0	0- 0	HOME	0- 0	3- 1	2- 1				
2- 2	0- 0	0- 1	AWAY	0- 0	2- 1	1- 0				
2- 0	0- 0	0- 0	NEUTRAL	0- 0	2- 0	1- 0				
2- 7	0- 0	0- 3	CONFERENCE	0- 3	2- 1	1- 1				
1- 4	0- 0	0- 1	HOME	0- 2	1- 1	0- 1				
1- 3	0- 0	0- 2	AWAY	0- 1	1- 0	1- 0				
0- 0	0- 0	0- 0	NEUTRAL	0- 0	0- 0	0- 0				

RPI	S	Opponent	Score	RPI	S	Opponent	Score	RPI	S	Opponent	Score	RPI	S	Opponent	Score
32	A	Ball St.	41 82	62	H	Toledo	67 77	123	H	Kent St.	60 50				
32	H	Ball St.	73 84	81	H	Ohio	63 70	143	A	Robert Morris	64 62				
36	A	Central Mich.	54 90	95	A	Western Mich.	58 67	166	A	Cincinnati	51 75				
40	A	South Dakota St.	44 76					173	H	Xavier	63 53				
								192	N	Fla. Atlantic	66 55				
								203	N	Norfolk St.	59 50				
								207	H	Eastern Mich.	52 54				
								221	A	Akron	66 64				
								264	H	Valparaiso	90 77				
								288	A	Detroit Mercy	85 81				
								291	H	Canisius	57 71				
								293	H	Eastern Ky.	77 60				
LAST 12 Division I GAMES:															
62	H	Toledo	67 77	32	H	Ball St.	73 84								
32	A	Ball St.	41 82	207	H	Eastern Mich.	52 54								
81	H	Ohio	63 70	95	A	Western Mich.	58 67								
123	H	Kent St.	60 50	166	A	Cincinnati	51 75								
221	A	Akron	66 64	40	A	South Dakota St.	44 76								
36	A	Central Mich.	54 90	173	H	Xavier	63 53								

Non-Div I Games: Ferris St. 82 73

Bowling Green

Average RPI Win:	276	WON-LOST	WINNING	LAST 10	STRENGTH OF	OPP. STRENGTH	TEAM	ADJ.	CONF.	ADJ CONF.
Average RPI Loss:	150	RECORD	PCT. RANK	GAMES	SCHEDULE	OF SCHEDULE	RPI	RPI	RPI	RPI
DIV. I ONLY	9- 9	172	5- 5	300	256	233	233	24	24	
DIV. I NON-CONF.	5- 5	170	2- 2	244	265	197	197	22	22	

TOTALS	RPI 1-25	RPI 26-50	W-L RECORDS	RPI 51-100	RPI 101-999	RPI 201+				
9- 9	0- 1	0- 0	OVERALL	0- 0	9- 8	8- 2				
3- 4	0- 0	0- 0	HOME	0- 0	3- 4	2- 0				
5- 5	0- 1	0- 0	AWAY	0- 0	5- 4	5- 2				
1- 0	0- 0	0- 0	NEUTRAL	0- 0	1- 0	1- 0				
5- 5	0- 1	0- 0	NON-CONFERENCE	0- 0	5- 4	4- 1				
3- 1	0- 0	0- 0	HOME	0- 0	3- 1	2- 0				
1- 4	0- 1	0- 0	AWAY	0- 0	1- 3	1- 1				
1- 0	0- 0	0- 0	NEUTRAL	0- 0	1- 0	1- 0				
4- 4	0- 0	0- 0	CONFERENCE	0- 0	4- 4	4- 1				
0- 3	0- 0	0- 0	HOME	0- 0	0- 3	0- 0				
4- 1	0- 0	0- 0	AWAY	0- 0	4- 1	4- 1				
0- 0	0- 0	0- 0	NEUTRAL	0- 0	0- 0	0- 0				

RPI 1-25				RPI 26-50				RPI 51-100				RPI 101+ Team's RPI: 233			
RPI	S	Opponent	Score	RPI	S	Opponent	Score	RPI	S	Opponent	Score	RPI	S	Opponent	Score
16	A	Green Bay	40 72									118	H	Western Ill.	87 80
												125	H	Missouri St.	65 71
												131	H	Cleveland St.	65 67
												138	A	Northern Ill.	52 76
												145	H	Southern Ill.	62 63
												155	H	UNI	40 51
												169	A	Illinois	62 74
												202	A	Southeast Mo. St.	53 57
												236	H	Omaha	69 56
												260	A	Illinois St.	62 42
												264	A	Valparaiso	88 69
												267	A	Indiana St.	50 65
												284	N	Nicholls St.	75 65
												307	A	Loyola Chicago	59 57
												320	H	Ill.-Chicago	58 48
												344	A	Eastern Ill.	67 52
												347	A	Evansville	117 59

LAST 12 Division I GAMES:															
155	H	UNI	40 51	307	A	Loyola Chicago	59 57	260	A	Illinois St.	62 42	118	H	Western Ill.	87 80
347	A	Evansville	117 59	264	A	Valparaiso	88 69	131	H	Cleveland St.	65 67	16	A	Green Bay	40 72
267	A	Indiana St.	50 65	145	H	Southern Ill.	62 63	344	A	Eastern Ill.	67 52				
125	H	Missouri St.	65 71												
145	H	Southern Ill.	62 63												
264	A	Valparaiso	88 69												

Non-Div I Games: Lincoln (MO) 88 44

Bradley

Average RPI	Win:	227	WON-LOST	WINNING	LAST 10	STRENGTH OF	OPP. STRENGTH	TEAM	ADJ.	CONF.	ADJ CONF.
Average RPI	Loss:	79	RECORD	PCT. RANK	GAMES	SCHEDULE	OF SCHEDULE	RPI	RPI	RPI	RPI
DIV. I ONLY		12- 4		49	6- 3	277	118	99	99	9	9
DIV. I NON-CONF.		11- 1		13	7- 0	325	167	101	101	9	9
<hr/>											
TOTALS	RPI 1-25		RPI 26-50		W-L RECORDS	RPI 51-100		RPI 101-999		RPI 201+	
12- 4	0- 0		0- 1		OVERALL	0- 1		12- 2		7- 0	
5- 1	0- 0		0- 1		HOME	0- 0		5- 0		3- 0	
5- 3	0- 0		0- 0		AWAY	0- 1		5- 2		3- 0	
2- 0	0- 0		0- 0		NEUTRAL	0- 0		2- 0		1- 0	
11- 1	0- 0		0- 1		NON-CONFERENCE	0- 0		11- 0		7- 0	
4- 1	0- 0		0- 1		HOME	0- 0		4- 0		3- 0	
5- 0	0- 0		0- 0		AWAY	0- 0		5- 0		3- 0	
2- 0	0- 0		0- 0		NEUTRAL	0- 0		2- 0		1- 0	
1- 3	0- 0		0- 0		CONFERENCE	0- 1		1- 2		0- 0	
1- 0	0- 0		0- 0		HOME	0- 0		1- 0		0- 0	
0- 3	0- 0		0- 0		AWAY	0- 1		0- 2		0- 0	
0- 0	0- 0		0- 0		NEUTRAL	0- 0		0- 0		0- 0	

RPI	S	Opponent	Score	RPI	S	Opponent	Score	RPI	S	Opponent	Score	RPI	S	Opponent	Score
				28	H	Cal i forni a	79 89	67	A	Harvard	85 87	103	A	Dartmouth	73 78
												119	A	Yale	63 77
												119	H	Yale	81 71
												152	A	Paci fi c	74 57
												191	H	Boston U.	92 68
												193	A	Provi dence	64 59
												198	N	Hampton	73 66
												222	H	Hol y Cross	82 78
												247	H	Sacred Heart	102 77
												251	A	Howard	85 81
												271	A	Col gate	83 73
												281	H	Bryant	85 62
												281	N	Bryant	72 60
												317	A	Central Conn. St.	78 55
<hr/>															
LAST 12 Di vi si on I GAMES:															
				67	A	Harvard	85 87	271	A	Col gate	83 73				
				103	A	Dartmouth	73 78	247	H	Sacred Heart	102 77				
				119	H	Yale	81 71	281	N	Bryant	72 60				
				119	A	Yale	63 77	193	A	Provi dence	64 59				
				251	A	Howard	85 81	222	H	Hol y Cross	82 78				
				191	H	Boston U.	92 68	152	A	Paci fi c	74 57				

Non-Di v I Games: Johnson & Wales (R) 100 79

Brown

Average RPI Win:	286	WON-LOST	WINNING	LAST 10	STRENGTH OF	OPP. STRENGTH	TEAM	ADJ.	CONF.	ADJ CONF.
Average RPI Loss:	167	RECORD	PCT. RANK	GAMES	SCHEDULE	OF SCHEDULE	RPI	RPI	RPI	RPI
DIV. I ONLY	6- 13	271	5- 5	235	306	281	281	29	29	
DIV. I NON-CONF.	1- 10	327	0- 4	149	246	300	300	29	29	

TOTALS	RPI 1-25	RPI 26-50	W-L RECORDS	RPI 51-100	RPI 101-999	RPI 201+				
6- 13	0- 0	0- 0	OVERALL	0- 4	6- 9	6- 3				
3- 6	0- 0	0- 0	HOME	0- 0	3- 6	3- 2				
2- 6	0- 0	0- 0	AWAY	0- 3	2- 3	2- 1				
1- 1	0- 0	0- 0	NEUTRAL	0- 1	1- 0	1- 0				
1- 10	0- 0	0- 0	NON-CONFERENCE	0- 4	1- 6	1- 1				
0- 4	0- 0	0- 0	HOME	0- 0	0- 4	0- 0				
0- 5	0- 0	0- 0	AWAY	0- 3	0- 2	0- 1				
1- 1	0- 0	0- 0	NEUTRAL	0- 1	1- 0	1- 0				
5- 3	0- 0	0- 0	CONFERENCE	0- 0	5- 3	5- 2				
3- 2	0- 0	0- 0	HOME	0- 0	3- 2	3- 2				
2- 1	0- 0	0- 0	AWAY	0- 0	2- 1	2- 0				
0- 0	0- 0	0- 0	NEUTRAL	0- 0	0- 0	0- 0				

RPI 1-25				RPI 26-50				RPI 51-100				RPI 101+ Team's RPI: 281			
RPI	S	Opponent	Score	RPI	S	Opponent	Score	RPI	S	Opponent	Score	RPI	S	Opponent	Score
								73	A	Maine	68 70	143	A	Robert Morris	49 72
								87	A	James Madison	36 67	153	H	Hartford	47 59
								99	A	Brown	62 85	154	H	Binghamton	47 55
								99	N	Brown	60 72	178	H	New Hampshire	65 74
												183	A	Boston College	42 65
												191	H	Boston U.	61 78
												222	A	Holy Cross	57 59
												247	A	Sacred Heart	81 73
												261	H	Mt. St. Mary's	63 68
												266	H	LIU Brooklyn	75 56
												277	A	Fairleigh Dickinson	65 48
												285	H	St. Francis Brooklyn	73 63
												317	H	Central Conn. St.	66 50
												323	H	Wagner	66 75
												325	N	Rhode Island	58 52

LAST 12 Division I GAMES:															
				143	A	Robert Morris	49 72	261	H	Mt. St. Mary's	63 68				
				285	H	St. Francis Brooklyn	73 63	323	H	Wagner	66 75				
				266	H	LIU Brooklyn	75 56	87	A	James Madison	36 67				
				247	A	Sacred Heart	81 73	153	H	Hartford	47 59				
				277	A	Fairleigh Dickinson	65 48	154	H	Binghamton	47 55				
				317	H	Central Conn. St.	66 50	99	N	Brown	60 72				

Non-Div I Games:

Bryant

Average RPI Win:	224	WON-LOST	WINNING	LAST 10	STRENGTH OF	OPP. STRENGTH	TEAM	ADJ.	CONF.	ADJ CONF.
Average RPI Loss:	144	RECORD	PCT. RANK	GAMES	SCHEDULE	OF SCHEDULE	RPI	RPI	RPI	RPI
DIV. I ONLY	13- 8	105	7- 3	244	170	147	147	15	15	
DIV. I NON-CONF.	6- 5	153	0- 2	295	173	207	207	18	18	
<hr/>										
TOTALS	RPI 1-25	RPI 26-50	W-L RECORDS	RPI 51-100	RPI 101-999	RPI 201+				
13- 8	0- 0	0- 1	OVERALL	1- 2	12- 5	8- 2				
8- 3	0- 0	0- 0	HOME	1- 0	7- 3	4- 2				
5- 5	0- 0	0- 1	AWAY	0- 2	5- 2	4- 0				
0- 0	0- 0	0- 0	NEUTRAL	0- 0	0- 0	0- 0				
6- 5	0- 0	0- 1	NON-CONFERENCE	0- 1	6- 3	5- 1				
3- 2	0- 0	0- 0	HOME	0- 0	3- 2	2- 1				
3- 3	0- 0	0- 1	AWAY	0- 1	3- 1	3- 0				
0- 0	0- 0	0- 0	NEUTRAL	0- 0	0- 0	0- 0				
7- 3	0- 0	0- 0	CONFERENCE	1- 1	6- 2	3- 1				
5- 1	0- 0	0- 0	HOME	1- 0	4- 1	2- 1				
2- 2	0- 0	0- 0	AWAY	0- 1	2- 1	1- 0				
0- 0	0- 0	0- 0	NEUTRAL	0- 0	0- 0	0- 0				

Bucknell

Bucknell

RPI	S	Opponent	Score	RPI	S	Opponent	Score	RPI	S	Opponent	Score	RPI	S	Opponent	Score
41	A	Drexel	54 63	71	A	American	58 68	150	A	Pittsburgh	39 57	154	H	Binghamton	64 59
				76	A	Fordham	62 71	164	H	Saint Joseph's	53 77	172	A	Lehigh	62 66
				88	H	Navy	47 39	172	A	Lehigh	62 66	190	H	Army West Point	60 36
								191	A	Boston U.	63 58	191	H	Boston U.	67 57
								221	H	Akron	63 52	222	A	Holy Cross	71 47
								234	H	Lafayette	83 53	235	H	St. Bonaventure	48 59
								239	H	Loyola Maryland	65 68	242	A	Youngstown St.	66 60
								269	A	Rider	76 71	271	H	Colgate	77 57
								291	H	Canisius	76 57	343	A	Iona	60 53
<hr/>															
LAST 12 Division I GAMES:															
191	H	Boston U.	67 57	234	H	Lafayette	83 53	190	H	Army West Point	60 36	191	A	Boston U.	63 58
88	H	Navy	47 39	150	A	American	58 68	150	A	Pittsburgh	39 57	154	H	Binghamton	64 59
222	A	Holy Cross	71 47	150	A	Fordham	62 71	164	H	Saint Joseph's	53 77	172	A	Lehigh	62 66
239	H	Loyola Maryland	65 68	150	A	Pittsburgh	39 57	172	A	Lehigh	62 66	190	H	Army West Point	60 36
271	H	Colgate	77 57	150	A	Pittsburgh	39 57	191	A	Boston U.	63 58	191	H	Boston U.	67 57
172	A	Lehigh	62 66	150	A	Pittsburgh	39 57	221	H	Akron	63 52	222	A	Holy Cross	71 47

Non-Div I Games:

Bucknell

Average RPI Win:	141	WON-LOST	WINNING	LAST 10	STRENGTH OF	OPP. STRENGTH	TEAM	ADJ.	CONF.	ADJ CONF.
Average RPI Loss:	130	RECORD	PCT. RANK	GAMES	SCHEDULE	OF SCHEDULE	RPI	RPI	RPI	RPI
DIV. I ONLY	16- 3	20	8- 2	113	62	25	25	7	7	
DIV. I NON-CONF.	9- 2	34	3- 1	186	53	40	40	8	8	

TOTALS	RPI 1-25	RPI 26-50	W-L RECORDS	RPI 51-100	RPI 101-999	RPI 201+				
16- 3	0- 0	2- 1	OVERALL	4- 0	10- 2	5- 1				
7- 0	0- 0	0- 0	HOME	2- 0	5- 0	3- 0				
6- 3	0- 0	2- 1	AWAY	1- 0	3- 2	2- 1				
3- 0	0- 0	0- 0	NEUTRAL	1- 0	2- 0	0- 0				
9- 2	0- 0	1- 1	NON-CONFERENCE	1- 0	7- 1	3- 1				
3- 0	0- 0	0- 0	HOME	0- 0	3- 0	2- 0				
3- 2	0- 0	1- 1	AWAY	0- 0	2- 1	1- 1				
3- 0	0- 0	0- 0	NEUTRAL	1- 0	2- 0	0- 0				
7- 1	0- 0	1- 0	CONFERENCE	3- 0	3- 1	2- 0				
4- 0	0- 0	0- 0	HOME	2- 0	2- 0	1- 0				
3- 1	0- 0	1- 0	AWAY	1- 0	1- 1	1- 0				
0- 0	0- 0	0- 0	NEUTRAL	0- 0	0- 0	0- 0				

RPI 1-25				Team's RPI: 25				RPI 26-50				RPI 51-100				RPI 101+			
RPI	S	Opponent	Score	RPI	S	Opponent	Score	RPI	S	Opponent	Score	RPI	S	Opponent	Score	RPI	S	Opponent	Score
				32	A	Ball St.	84 80	62	H	Toledo	87 69	102	N	UNLV	80 53				
				35	A	Arizona St.	57 76	63	N	Nebraska	82 72	110	H	Miami (OH)	72 67				
				39	A	St. John's (NY)	73 72	81	A	Ohio	67 63	113	N	Clemson	61 41				
								95	H	Western Mich.	71 49	116	H	Delaware	87 73				
												138	A	Northern Ill.	84 86				
												196	A	Columbia	65 63				
												207	H	Eastern Mich.	97 92				
												216	A	Niagara	62 75				
												221	A	Akron	89 66				
												235	A	St. Bonaventure	76 59				
												291	H	Canisius	73 47				
												298	H	UMES	76 41				
LAST 12 Division I GAMES:																			
				207	H	Eastern Mich.	97 92	95	H	Western Mich.	71 49								
				62	H	Toledo	87 69	221	A	Akron	89 66								
				81	A	Ohio	67 63	39	A	St. John's (NY)	73 72								
				32	A	Ball St.	84 80	216	A	Niagara	62 75								
				110	H	Miami (OH)	72 67	235	A	St. Bonaventure	76 59								
				138	A	Northern Ill.	84 86	196	A	Columbia	65 63								

Non-Div I Games:

Buffalo

Average RPI Win:	181	WON-LOST	WINNING	LAST 10	STRENGTH OF	OPP. STRENGTH	TEAM	ADJ.	CONF.	ADJ CONF.
Average RPI Loss:	59	RECORD	PCT. RANK	GAMES	SCHEDULE	OF SCHEDULE	RPI	RPI	RPI	RPI
DIV. I ONLY	13- 9	124	5- 5	81	64	90	90	6	6	
DIV. I NON-CONF.	8- 4	87	2- 0	120	168	72	72	5	5	

TOTALS	RPI 1-25	RPI 26-50	W-L RECORDS	RPI 51-100	RPI 101-999	RPI 201+				
13- 9	1- 1	1- 6	OVERALL	2- 0	9- 2	6- 0				
7- 3	0- 0	1- 1	HOME	1- 0	5- 2	3- 0				
5- 4	1- 1	0- 3	AWAY	0- 0	4- 0	3- 0				
1- 2	0- 0	0- 2	NEUTRAL	1- 0	0- 0	0- 0				
8- 4	0- 0	0- 4	NON-CONFERENCE	1- 0	7- 0	6- 0				
4- 0	0- 0	0- 0	HOME	0- 0	4- 0	3- 0				
3- 2	0- 0	0- 2	AWAY	0- 0	3- 0	3- 0				
1- 2	0- 0	0- 2	NEUTRAL	1- 0	0- 0	0- 0				
5- 5	1- 1	1- 2	CONFERENCE	1- 0	2- 2	0- 0				
3- 3	0- 0	1- 1	HOME	1- 0	1- 2	0- 0				
2- 2	1- 1	0- 1	AWAY	0- 0	1- 0	0- 0				
0- 0	0- 0	0- 0	NEUTRAL	0- 0	0- 0	0- 0				

RPI 1-25				RPI 26-50				RPI 51-100				RPI 101+			
RPI	S	Opponent	Score	RPI	S	Opponent	Score	RPI	S	Opponent	Score	RPI	S	Opponent	Score
19	A	Marquette	67 69	29	A	DePaul	65 87	60	N	Virginia Tech	79 77	132	A	Georgetown	66 57
24	A	Villanova	76 53	30	A	South Fla.	55 71	93	H	Seton Hall	66 48	132	H	Georgetown	52 63
				32	A	Ball St.	75 87					173	H	Xavier	62 69
				34	N	West Virginia	68 75					189	H	Wisconsin	69 62
				39	H	St. John's (NY)	55 73					193	H	Providence	68 57
				41	N	Drexel	62 76					240	H	Austin Peay	75 54
				45	H	Creighton	59 53					252	H	Lipscomb	70 58
												260	A	Illinois St.	56 45
												267	A	Indiana St.	60 51
												294	A	Murray St.	88 59
												307	H	Loyola Chicago	64 52

LAST 12 Division I GAMES:															
				132	H	Georgetown	52 63	93	H	Seton Hall	66 48				
				193	H	Providence	68 57	132	A	Georgetown	66 57				
				45	H	Creighton	59 53	24	A	Villanova	76 53				
				29	A	DePaul	65 87	173	H	Xavier	62 69				
				19	A	Marquette	67 69	267	A	Indiana St.	60 51				
				39	H	St. John's (NY)	55 73	307	H	Loyola Chicago	64 52				

Non-Div I Games:

Butler

Average RPI Win:	278	WON-LOST	WINNING	LAST 10	STRENGTH OF	OPP. STRENGTH	TEAM	ADJ.	CONF.	ADJ CONF.
Average RPI Loss:	179	RECORD	PCT. RANK	GAMES	SCHEDULE	OF SCHEDULE	RPI	RPI	RPI	RPI
DIV. I ONLY	8- 10	209	6- 4	318	254	249	249	30	30	
DIV. I NON-CONF.	4- 8	239	2- 3	271	186	247	247	31	31	

TOTALS	RPI 1-25	RPI 26-50	W-L RECORDS	RPI 51-100	RPI 101-999	RPI 201+				
8- 10	0- 1	0- 0	OVERALL	0- 1	8- 8	7- 5				
5- 2	0- 0	0- 0	HOME	0- 0	5- 2	5- 1				
3- 8	0- 1	0- 0	AWAY	0- 1	3- 6	2- 4				
0- 0	0- 0	0- 0	NEUTRAL	0- 0	0- 0	0- 0				
4- 8	0- 1	0- 0	NON-CONFERENCE	0- 1	4- 6	3- 3				
2- 1	0- 0	0- 0	HOME	0- 0	2- 1	2- 0				
2- 7	0- 1	0- 0	AWAY	0- 1	2- 5	1- 3				
0- 0	0- 0	0- 0	NEUTRAL	0- 0	0- 0	0- 0				
4- 2	0- 0	0- 0	CONFERENCE	0- 0	4- 2	4- 2				
3- 1	0- 0	0- 0	HOME	0- 0	3- 1	3- 1				
1- 1	0- 0	0- 0	AWAY	0- 0	1- 1	1- 1				
0- 0	0- 0	0- 0	NEUTRAL	0- 0	0- 0	0- 0				

RPI 1-25				RPI 26-50				RPI 51-100				RPI 101+ Team's RPI: 249			
RPI	S	Opponent	Score	RPI	S	Opponent	Score	RPI	S	Opponent	Score	RPI	S	Opponent	Score
21	A	Stanford	34 57					75	A	South Dakota	50 66	127	A	UTEP	56 67
												171	A	Cal Poly	57 59
												176	H	UC Irvine	59 72
												199	A	Boise St.	65 59
												213	H	Seattle U	75 68
												220	A	SMU	29 41
												236	H	Omaha	52 43
												244	A	UC Riverside	65 68
												248	A	New Mexico St.	48 56
												250	A	San Jose St.	57 67
												253	H	UMKC	58 60
												301	H	Cal St. Fullerton	55 43
												306	H	Utah Valley	63 58
												308	A	Southern Utah	46 45
												319	A	UTRGV	67 64
												340	H	Chicago St.	63 49

LAST 12 Division I GAMES:															
213	H	Seattle U	75 68	176	H	UC Irvine	59 72								
340	H	Chicago St.	63 49	171	A	Cal Poly	57 59								
253	H	UMKC	58 60	199	A	Boise St.	65 59								
248	A	New Mexico St.	48 56	236	H	Omaha	52 43								
319	A	UTRGV	67 64	75	A	South Dakota	50 66								
306	H	Utah Valley	63 58	244	A	UC Riverside	65 68								

Non-Div I Games: Fresno Pacific 74 63 Whittier 72 35

Average RPI Win:	249	WON-LOST	WINNING	LAST 10	STRENGTH OF	OPP. STRENGTH	TEAM	ADJ.	CONF.	ADJ CONF.
Average RPI Loss:	160	RECORD	PCT. RANK	GAMES	SCHEDULE	OF SCHEDULE	RPI	RPI	RPI	RPI
DIV. I ONLY	10- 10	172	5- 4	241	239	219	219	21	21	
DIV. I NON-CONF.	6- 7	184	3- 1	202	252	219	219	21	21	
<hr/>										
TOTALS	RPI 1-25	RPI 26-50	W-L RECORDS	RPI 51-100	RPI 101-999	RPI 201+				
10- 10	0- 1	0- 0	OVERALL	0- 1	10- 8	8- 2				
6- 4	0- 0	0- 0	HOME	0- 0	6- 4	5- 1				
4- 5	0- 1	0- 0	AWAY	0- 0	4- 4	3- 1				
0- 1	0- 0	0- 0	NEUTRAL	0- 1	0- 0	0- 0				
6- 7	0- 1	0- 0	NON-CONFERENCE	0- 1	6- 5	4- 2				
4- 3	0- 0	0- 0	HOME	0- 0	4- 3	3- 1				
2- 3	0- 1	0- 0	AWAY	0- 0	2- 2	1- 1				
0- 1	0- 0	0- 0	NEUTRAL	0- 1	0- 0	0- 0				
4- 3	0- 0	0- 0	CONFERENCE	0- 0	4- 3	4- 0				
2- 1	0- 0	0- 0	HOME	0- 0	2- 1	2- 0				
2- 2	0- 0	0- 0	AWAY	0- 0	2- 2	2- 0				
0- 0	0- 0	0- 0	NEUTRAL	0- 0	0- 0	0- 0				

RPI 1-25				RPI 26-50				RPI 51-100				RPI 101+ Team's RPI: 219			
RPI	S	Opponent	Score	RPI	S	Opponent	Score	RPI	S	Opponent	Score	RPI	S	Opponent	Score
7	A	Oregon	43 91					100	N	Milwaukee	50 58	130	H	Weber St.	61 64
												148	A	Loyola Marymount	75 68
												157	H	Idaho	75 80
												171	A	Cal Poly	71 84
												176	A	UC Irvine	47 56
												185	H	Fresno St.	85 72
												186	A	New Orleans	73 76
												197	H	UC Santa Barbara	73 74
												213	H	Seattle U	67 62
												236	H	Omaha	60 68
												237	A	San Diego St.	55 58
												244	H	UC Riverside	60 55
												246	A	Hawaii	70 58
												250	A	San Jose St.	76 59
												278	H	Arizona	66 63
												301	A	Cal St. Fullerton	70 68
												301	H	Cal St. Fullerton	65 41
												328	H	Northern Ari z.	78 69
<hr/>															
LAST 12 Division I GAMES:															
176	A	UC Irvine	47 56	301	A	Cal St. Fullerton	70 68								
246	A	Hawaii	70 58	213	H	Seattle U	67 62								
244	H	UC Riverside	60 55	236	H	Omaha	60 68								
301	H	Cal St. Fullerton	65 41	328	H	Northern Ari z.	78 69								
171	A	Cal Poly	71 84	148	A	Loyola Marymount	75 68								
197	H	UC Santa Barbara	73 74	250	A	San Jose St.	76 59								

Non-Div I Games: Biola 68 51

CSUN

Average RPI Win:	255	WON-LOST	WINNING	LAST 10	STRENGTH OF	OPP. STRENGTH	TEAM	ADJ.	CONF.	ADJ CONF.
Average RPI Loss:	152	RECORD	PCT. RANK	GAMES	SCHEDULE	OF SCHEDULE	RPI	RPI	RPI	RPI
DIV. I ONLY	10- 8	137	7- 3	243	297	171	171	21	21	
DIV. I NON-CONF.	5- 6	187	2- 3	227	319	204	204	21	21	

TOTALS	RPI 1-25	RPI 26-50	W-L RECORDS	RPI 51-100	RPI 101-999	RPI 201+				
10- 8	0- 0	0- 1	OVERALL	0- 2	10- 5	8- 2				
5- 2	0- 0	0- 0	HOME	0- 1	5- 1	3- 0				
5- 6	0- 0	0- 1	AWAY	0- 1	5- 4	5- 2				
0- 0	0- 0	0- 0	NEUTRAL	0- 0	0- 0	0- 0				
5- 6	0- 0	0- 1	NON-CONFERENCE	0- 1	5- 4	4- 2				
3- 1	0- 0	0- 0	HOME	0- 0	3- 1	2- 0				
2- 5	0- 0	0- 1	AWAY	0- 1	2- 3	2- 2				
0- 0	0- 0	0- 0	NEUTRAL	0- 0	0- 0	0- 0				
5- 2	0- 0	0- 0	CONFERENCE	0- 1	5- 1	4- 0				
2- 1	0- 0	0- 0	HOME	0- 1	2- 0	1- 0				
3- 1	0- 0	0- 0	AWAY	0- 0	3- 1	3- 0				
0- 0	0- 0	0- 0	NEUTRAL	0- 0	0- 0	0- 0				

RPI 1-25				RPI 26-50				RPI 51-100				RPI 101+ Team's RPI: 171			
RPI	S	Opponent	Score	RPI	S	Opponent	Score	RPI	S	Opponent	Score	RPI	S	Opponent	Score
				47	A	Minnesota	68 112	58	H	UC Davis	76 80	143	H	Robert Morris	50 66
								89	A	Saint Mary's (CA)	64 82	161	A	San Francisco	71 83
												161	H	San Francisco	88 83
												176	H	UC Irvine	79 76
												197	A	UC Santa Barbara	68 73
												211	A	Eastern Wash.	72 75
												219	H	CSUN	84 71
												244	A	UC Riverside	87 82
												249	H	CSU Bakersfield	59 57
												263	H	Grand Canyon	75 69
												270	A	North Dakota St.	73 69
												301	A	Cal St. Fullerton	72 63
												306	A	Utah Valley	70 89
												328	A	Northern Ariz.	89 73
												336	A	Long Beach St.	75 64
LAST 12 Division I GAMES:															
				301	A	Cal St. Fullerton	72 63	244	A	UC Riverside	87 82				
				336	A	Long Beach St.	75 64	249	H	CSU Bakersfield	59 57				
				58	H	UC Davis	76 80	306	A	Utah Valley	70 89				
				176	H	UC Irvine	79 76	270	A	North Dakota St.	73 69				
				219	H	CSUN	84 71	47	A	Minnesota	68 112				
				197	A	UC Santa Barbara	68 73	211	A	Eastern Wash.	72 75				

Non-Div I Games: Cal St. Monterey Bay 77 44

Cal Poly

■ Loss,
 ■ Non-Conf,
 ■ S Site,
 ■ Home
 ■ A Away
 N Neutral

Average RPI Win: 293		WON-LOST RECORD		WINNING PCT. RANK		LAST 10 GAMES		STRENGTH OF SCHEDULE		OPP. STRENGTH OF SCHEDULE		TEAM RPI		ADJ. RPI		CONF. RPI		ADJ. CONF. RPI	
Loss: 189																			
DIV. I ONLY		6- 13		271		4- 6		314		289		301		301		21		21	
DIV. I NON-CONF.		4- 8		239		2- 2		320		303		292		292		21		21	
TOTALS		RPI 1-25		RPI 26-50		W-L RECORDS		RPI 51-100		RPI 101-999		RPI 201+							
6- 13		0- 0		0- 0		OVERALL		0- 1		6- 12		6- 6							
4- 4		0- 0		0- 0		HOME		0- 0		4- 4		4- 1							
2- 8		0- 0		0- 0		AWAY		0- 1		2- 7		2- 5							
0- 1		0- 0		0- 0		NEUTRAL		0- 0		0- 1		0- 0							
4- 8		0- 0		0- 0		NON-CONFERENCE		0- 0		4- 8		4- 3							
2- 2		0- 0		0- 0		HOME		0- 0		2- 2		2- 0							
2- 5		0- 0		0- 0		AWAY		0- 0		2- 5		2- 3							
0- 1		0- 0		0- 0		NEUTRAL		0- 0		0- 1		0- 0							
2- 5		0- 0		0- 0		CONFERENCE		0- 1		2- 4		2- 3							
2- 2		0- 0		0- 0		HOME		0- 0		2- 2		2- 1							
0- 3		0- 0		0- 0		AWAY		0- 1		0- 2		0- 2							
0- 0		0- 0		0- 0		NEUTRAL		0- 0		0- 0		0- 0							

[illegible]

Non-Div I Games:	Antelope Valley	74	48
------------------	-----------------	----	----

Cal St. Fullerton

■ Loss, ■ Non-Conf, S Site, H Home A Away N Neutral

Average RPI	Win:	156	WON-LOST	WINNING	LAST 10	STRENGTH OF	OPP. STRENGTH	TEAM	ADJ.	CONF.	ADJ CONF.
Average RPI	Loss:	13	RECORD	PCT. RANK	GAMES	SCHEDULE	OF SCHEDULE	RPI	RPI	RPI	RPI
DIV. I ONLY		15- 5		49	7- 3	36	35	28	28	4	4
DIV. I NON-CONF.		9- 2		34	3- 0	34	74	15	15	3	3

TOTALS	RPI 1-25		RPI 26-50		W-L RECORDS	RPI 51-100		RPI 101-999		RPI 201+	
15- 5	0- 4		2- 1		OVERALL	3- 0		10- 0		6- 0	
9- 2	0- 2		1- 0		HOME	2- 0		6- 0		4- 0	
6- 3	0- 2		1- 1		AWAY	1- 0		4- 0		2- 0	
0- 0	0- 0		0- 0		NEUTRAL	0- 0		0- 0		0- 0	
9- 2	0- 2		0- 0		NON-CONFERENCE	2- 0		7- 0		4- 0	
5- 1	0- 1		0- 0		HOME	1- 0		4- 0		3- 0	
4- 1	0- 1		0- 0		AWAY	1- 0		3- 0		1- 0	
0- 0	0- 0		0- 0		NEUTRAL	0- 0		0- 0		0- 0	
6- 3	0- 2		2- 1		CONFERENCE	1- 0		3- 0		2- 0	
4- 1	0- 1		1- 0		HOME	1- 0		2- 0		1- 0	
2- 2	0- 1		1- 1		AWAY	0- 0		1- 0		1- 0	
0- 0	0- 0		0- 0		NEUTRAL	0- 0		0- 0		0- 0	

RPI 1-25				RPI 26-50				Team's RPI: 28				RPI 51-100				RPI 101+			
RPI	S	Opponent	Score	RPI	S	Opponent	Score	RPI	S	Opponent	Score	RPI	S	Opponent	Score	RPI	S	Opponent	Score
1	A	UConn	47 82	35	A	Arizona St.	71 80	78	H	Washington St.	66 60	105	A	Kentucky	62 52				
9	A	UCLA	52 60	43	A	Southern Cal i forni a	62 59	89	H	Saint Mary's (CA)	87 80	121	H	BYU	70 45				
9	H	UCLA	46 82	43	H	Southern Cal i forni a	76 64	99	A	Brown	89 79	135	H	Washing ton	69 60				
12	H	Mi ssouri	52 55									152	A	Paci fi c	92 85				
												205	H	San Di ego	89 64				
												213	H	Seattle U	87 67				
												238	H	Manhattan	87 66				
												257	A	Santa Clara	79 41				
												278	A	Ari zona	53 51				
												278	H	Ari zona	63 39				
LAST 12 Di vi si on I GAMES:																			
278	H	Ari zona	63 39	35	A	Ari zona St.	71 80												
43	A	Southern Cal i forni a	62 59	9	H	UCLA	46 82												
9	A	UCLA	52 60	43	H	Southern Cal i forni a	76 64												
78	H	Washing ton St.	66 60	105	A	Kentucky	62 52												
135	H	Washing ton	69 60	121	H	BYU	70 45												
278	A	Ari zona	53 51	152	A	Paci fi c	92 85												

Non-Di v I Games:

Cal i forni a

Average RPI Win:	296	WON-LOST	WINNING	LAST 10	STRENGTH OF	OPP. STRENGTH	TEAM	ADJ.	CONF.	ADJ CONF.
Average RPI Loss:	176	RECORD	PCT. RANK	GAMES	SCHEDULE	OF SCHEDULE	RPI	RPI	RPI	RPI
DIV. I ONLY	9- 8	150	5- 5	338	309	254	254	28	28	
DIV. I NON-CONF.	5- 4	146	1- 2	327	276	234	234	28	28	

TOTALS	RPI 1-25	RPI 26-50	W-L RECORDS	RPI 51-100	RPI 101-999	RPI 201+				
9- 8	0- 0	0- 0	OVERALL	0- 1	9- 7	9- 4				
4- 4	0- 0	0- 0	HOME	0- 1	4- 3	4- 2				
5- 4	0- 0	0- 0	AWAY	0- 0	5- 2	5- 2				
0- 0	0- 0	0- 0	NEUTRAL	0- 0	0- 0	0- 0				
5- 4	0- 0	0- 0	NON-CONFERENCE	0- 1	5- 3	5- 2				
2- 2	0- 0	0- 0	HOME	0- 1	2- 1	2- 1				
3- 2	0- 0	0- 0	AWAY	0- 0	3- 2	3- 1				
0- 0	0- 0	0- 0	NEUTRAL	0- 0	0- 0	0- 0				
4- 4	0- 0	0- 0	CONFERENCE	0- 0	4- 4	4- 2				
2- 2	0- 0	0- 0	HOME	0- 0	2- 2	2- 1				
2- 2	0- 0	0- 0	AWAY	0- 0	2- 2	2- 1				
0- 0	0- 0	0- 0	NEUTRAL	0- 0	0- 0	0- 0				

RPI 1-25				RPI 26-50				RPI 51-100				RPI 101+ Team's RPI: 254					
RPI	S	Opponent	Score	RPI	S	Opponent	Score	RPI	S	Opponent	Score	RPI	S	Opponent	Score		
								65	H	Mercer	57	58	120	H	High Point	53	62
													124	A	Kansas	48	66
													141	A	Liberty	42	60
													203	H	Norfolk St.	27	53
													206	A	Gardner-Webb	73	44
													229	A	UNCG	72	61
													243	A	Presbyteri an	59	65
													251	A	Howard	61	63
													256	A	Col. of Charleston	53	45
													258	H	UNC Asheville	52	60
													305	H	USC Upstate	69	49
													318	H	Western Caro.	58	51
													329	H	Charleston So.	58	49
													334	A	N. C. Central	58	51
													341	A	Winthrop	72	48
													348	H	Longwood	58	48
LAST 12 Division I GAMES:																	
348	H	Longwood	58	48	341	A	Winthrop	72	48	258	H	UNC Asheville	52	60			
206	A	Gardner-Webb	73	44	251	A	Howard	61	63	334	A	N. C. Central	58	51			
141	A	Liberty	42	60	203	H	Norfolk St.	27	53	318	H	Western Caro.	58	51			
120	H	High Point	53	62													
243	A	Presbyteri an	59	65													
329	H	Charleston So.	58	49													

Non-Div I Games: Columbia Int'l 78 39 William Peace 94 42

Campbell

Average RPI Win:	258	WON-LOST	WINNING	LAST 10	STRENGTH OF	OPP. STRENGTH	TEAM	ADJ.	CONF.	ADJ CONF.
Average RPI Loss:	195	RECORD	PCT. RANK	GAMES	SCHEDULE	OF SCHEDULE	RPI	RPI	RPI	RPI
DIV. I ONLY	6- 14	277	4- 6	293	298	291	291	27	27	
DIV. I NON-CONF.	2- 9	295	0- 3	197	295	294	294	25	25	

TOTALS	RPI 1-25	RPI 26-50	W-L RECORDS	RPI 51-100	RPI 101-999	RPI 201+				
6- 14	0- 1	0- 0	OVERALL	0- 1	6- 12	4- 8				
2- 7	0- 0	0- 0	HOME	0- 1	2- 6	1- 5				
4- 6	0- 0	0- 0	AWAY	0- 0	4- 1	3- 0				
0- 1	0- 0	0- 0	NEUTRAL	0- 0	0- 1	0- 0				
2- 9	0- 1	0- 0	NON-CONFERENCE	0- 0	2- 8	1- 4				
1- 4	0- 0	0- 0	HOME	0- 0	1- 4	1- 3				
1- 4	0- 1	0- 0	AWAY	0- 0	1- 3	0- 1				
0- 1	0- 0	0- 0	NEUTRAL	0- 0	0- 1	0- 0				
4- 5	0- 0	0- 0	CONFERENCE	0- 1	4- 4	3- 4				
1- 3	0- 0	0- 0	HOME	0- 1	1- 2	0- 2				
3- 2	0- 0	0- 0	AWAY	0- 0	3- 2	3- 2				
0- 0	0- 0	0- 0	NEUTRAL	0- 0	0- 0	0- 0				

RPI 1-25				RPI 26-50				RPI 51-100				RPI 101+				Team's RPI: 291
RPI	S	Opponent	Score	RPI	S	Opponent	Score	RPI	S	Opponent	Score	RPI	S	Opponent	Score	
25	A	Buffalo	47 73					59	H	Quinnipiac	55 84	110	A	Miami (OH)	47 72	
												122	N	Middle Tenn.	45 55	
												140	A	Bowling Green	71 57	
												147	A	Bucknell	57 76	
												180	H	Oakland	48 83	
												195	H	Siena	65 57	
												217	H	Morehead St.	52 76	
												235	H	St. Bonaventure	71 69	
												238	A	Manhattan	39 58	
												238	H	Manhattan	56 59	
												259	H	Fairfield	52 56	
												269	A	Rider	54 70	
												271	H	Colgate	63 70	
												279	H	Cornell	59 67	
												295	A	Monmouth	60 48	
												319	A	UTRGV	46 63	
												337	A	Saint Peter's	66 53	
												343	A	Iona	53 49	

LAST 12 Division I GAMES:																
59	H	Quinnipiac	55 84	238	A	Manhattan	39 58									
295	A	Monmouth	60 48	343	A	Iona	53 49									
337	A	Saint Peter's	66 53	259	H	Fairfield	52 56									
195	H	Siena	65 57	122	N	Middle Tenn.	45 55									
238	H	Manhattan	56 59	319	A	UTRGV	46 63									
269	A	Rider	54 70	217	H	Morehead St.	52 76									

Non-Div I Games:

Canisius

Average RPI Win:	254	WON-LOST	WINNING	LAST 10	STRENGTH OF	OPP. STRENGTH	TEAM	ADJ.	CONF.	ADJ CONF.
Average RPI Loss:	71	RECORD	PCT. RANK	GAMES	SCHEDULE	OF SCHEDULE	RPI	RPI	RPI	RPI
DIV. I ONLY	11- 6	93	8- 2	167	205	94	94	26	26	
DIV. I NON-CONF.	3- 4	209	2- 0	11	36	51	51	26	26	

TOTALS	RPI 1-25	RPI 26-50	W-L RECORDS	RPI 51-100	RPI 101-999	RPI 201+				
11- 6	0- 3	0- 0	OVERALL	0- 1	11- 2	9- 0				
5- 1	0- 0	0- 0	HOME	0- 0	5- 1	4- 0				
4- 5	0- 0	0- 0	AWAY	0- 0	4- 0	4- 0				
2- 0	0- 0	0- 0	NEUTRAL	0- 0	2- 0	1- 0				
3- 4	0- 3	0- 0	NON-CONFERENCE	0- 1	3- 0	2- 0				
1- 0	0- 0	0- 0	HOME	0- 0	1- 0	1- 0				
0- 4	0- 3	0- 0	AWAY	0- 1	0- 0	0- 0				
2- 0	0- 0	0- 0	NEUTRAL	0- 0	2- 0	1- 0				
8- 2	0- 0	0- 0	CONFERENCE	0- 0	8- 2	7- 0				
4- 1	0- 0	0- 0	HOME	0- 0	4- 1	3- 0				
4- 1	0- 0	0- 0	AWAY	0- 0	4- 1	4- 0				
0- 0	0- 0	0- 0	NEUTRAL	0- 0	0- 0	0- 0				

RPI 1-25				RPI 26-50				RPI 51-100				Team's RPI: 94				RPI 101+			
RPI	S	Opponent	Score	RPI	S	Opponent	Score	RPI	S	Opponent	Score	RPI	S	Opponent	Score	RPI	S	Opponent	Score
8	A	Tennessee	34 77					91	A	South Ala.	43 64					113	N	Clemson	53 47
10	A	Baylor	55 86													115	A	SFA	46 59
13	A	Texas A&M	61 72													139	H	Lamar University	51 39
																186	H	New Orleans	48 52
																215	H	Abilene Christian	63 45
																262	A	A&M-Corpus Christi	58 50
																270	N	North Dakota St.	68 45
																274	H	Alcorn	75 52
																284	A	Nicholls St.	69 48
																297	H	Southeastern La.	63 47
																300	A	Incarinate Word	57 35
																313	A	Northwestern St.	61 53
																322	H	Sam Houston St.	69 44

LAST 12 Division I GAMES:																			
313	A	Northwestern St.	61 53	139	H	Lamar University	51 39												
115	A	SFA	46 59	322	H	Sam Houston St.	69 44												
215	H	Abilene Christian	63 45	297	H	Southeastern La.	63 47												
186	H	New Orleans	48 52	262	A	A&M-Corpus Christi	58 50												
284	A	Nicholls St.	69 48	270	N	North Dakota St.	68 45												
300	A	Incarinate Word	57 35	113	N	Clemson	53 47												

Non-Div I Games: Central Baptist 75 34 Williams Baptist 77 31 Crowley's Ridge 106 23 Hendrix 79 22 Central Ark.

Average RPI Win:	285	WON-LOST	WINNING	LAST 10	STRENGTH OF	OPP. STRENGTH	TEAM	ADJ.	CONF.	ADJ CONF.
Average RPI Loss:	174	RECORD	PCT. RANK	GAMES	SCHEDULE	OF SCHEDULE	RPI	RPI	RPI	RPI
DIV. I ONLY	2- 17	331	2- 8	149	296	317	317	29	29	
DIV. I NON-CONF.	0- 11	337	0- 4	27	225	275	275	29	29	

TOTALS	RPI 1-25	RPI 26-50	W-L RECORDS	RPI 51-100	RPI 101-999	RPI 201+				
2- 17	0- 0	0- 2	OVERALL	0- 4	2- 11	2- 8				
2- 7	0- 0	0- 0	HOME	0- 2	2- 5	2- 4				
0- 10	0- 0	0- 2	AWAY	0- 2	0- 6	0- 4				
0- 0	0- 0	0- 0	NEUTRAL	0- 0	0- 0	0- 0				
0- 11	0- 0	0- 2	NON-CONFERENCE	0- 4	0- 5	0- 3				
0- 4	0- 0	0- 0	HOME	0- 2	0- 2	0- 1				
0- 7	0- 0	0- 2	AWAY	0- 2	0- 3	0- 2				
0- 0	0- 0	0- 0	NEUTRAL	0- 0	0- 0	0- 0				
2- 6	0- 0	0- 0	CONFERENCE	0- 0	2- 6	2- 5				
2- 3	0- 0	0- 0	HOME	0- 0	2- 3	2- 3				
0- 3	0- 0	0- 0	AWAY	0- 0	0- 3	0- 2				
0- 0	0- 0	0- 0	NEUTRAL	0- 0	0- 0	0- 0				

RPI 1-25				RPI 26-50				RPI 51-100				RPI 101+ Team's RPI: 317			
RPI	S	Opponent	Score	RPI	S	Opponent	Score	RPI	S	Opponent	Score	RPI	S	Opponent	Score
				31	A	Virginia	59 103	54	A	Duquesne	58 83	119	H	Yale	62 75
				34	A	West Virginia	52 102	68	H	Albany (NY)	60 72	146	A	Saint Francis (PA)	59 87
								80	A	Penn St.	66 83	153	A	Hartford	52 68
								99	H	Brown	55 78	224	A	Stony Brook	55 60
												247	H	Sacred Heart	69 59
												261	H	Mt. St. Mary's	56 68
												266	H	LIU Brooklyn	54 61
												277	A	Fairleigh Dickinson	49 78
												281	A	Bryant	50 66
												285	H	St. Francis Brooklyn	70 78
												287	H	Morgan St.	41 61
												292	A	Vermont	48 62
												323	H	Wagner	59 56
LAST 12 Division I GAMES:															
146	A	Saint Francis (PA)	59 87	323	H	Wagner	59 56	261	H	Mt. St. Mary's	56 68				
266	H	LIU Brooklyn	54 61	292	A	Vermont	48 62	224	A	Stony Brook	55 60				
285	H	St. Francis Brooklyn	70 78	119	H	Yale	62 75	153	A	Hartford	52 68				
277	A	Fairleigh Dickinson	49 78	54	A	Duquesne	58 83								
247	H	Sacred Heart	69 59												
281	A	Bryant	50 66												

Non-Div I Games:

Central Conn. St.

Average RPI Win:	151	WON-LOST	WINNING	LAST 10	STRENGTH OF	OPP. STRENGTH	TEAM	ADJ.	CONF.	ADJ CONF.
Average RPI Loss:	54	RECORD	PCT. RANK	GAMES	SCHEDULE	OF SCHEDULE	RPI	RPI	RPI	RPI
DIV. I ONLY	15- 3	22	8- 2	118	52	36	36	7	7	
DIV. I NON-CONF.	7- 3	74	2- 2	187	47	85	85	8	8	
<hr/>										
TOTALS	RPI 1-25	RPI 26-50	W-L RECORDS	RPI 51-100	RPI 101-999	RPI 201+				
15- 3	0- 0	1- 1	OVERALL	2- 2	12- 0	4- 0				
6- 2	0- 0	0- 1	HOME	2- 1	4- 0	1- 0				
7- 1	0- 0	1- 0	AWAY	0- 1	6- 0	2- 0				
2- 0	0- 0	0- 0	NEUTRAL	0- 0	2- 0	1- 0				
7- 3	0- 0	0- 1	NON-CONFERENCE	0- 2	7- 0	3- 0				
2- 2	0- 0	0- 1	HOME	0- 1	2- 0	1- 0				
3- 1	0- 0	0- 0	AWAY	0- 1	3- 0	1- 0				
2- 0	0- 0	0- 0	NEUTRAL	0- 0	2- 0	1- 0				
8- 0	0- 0	1- 0	CONFERENCE	2- 0	5- 0	1- 0				
4- 0	0- 0	0- 0	HOME	2- 0	2- 0	0- 0				
4- 0	0- 0	1- 0	AWAY	0- 0	3- 0	1- 0				
0- 0	0- 0	0- 0	NEUTRAL	0- 0	0- 0	0- 0				

RPI 1-25				RPI 26-50				Team's RPI: 36				RPI 51-100				RPI 101+			
RPI	S	Opponent	Score	RPI	S	Opponent	Score	RPI	S	Opponent	Score	RPI	S	Opponent	Score	RPI	S	Opponent	Score
32	A	Ball St.	69 65					54	A	Duquesne	61 64	110	A	Miami (OH)	84 66				
49	H	Purdue	69 79					59	H	Quinnipiac	70 84	123	H	Kent St.	88 84				
								81	H	Ohio	82 58	126	N	Iowa St.	81 60				
								95	H	Western Mich.	74 70	129	H	Vanderbilt	92 75				
												134	A	SIUE	94 56				
												138	A	Northern Ill.	81 78				
												140	H	Bowling Green	90 54				
												180	A	Oakland	103 85				
												221	A	Akron	95 86				
												237	N	San Diego St.	85 76				
												256	H	Col. of Charleston	79 58				
												267	A	Indiana St.	77 67				
LAST 12 Division I GAMES:																			
				95	H	Western Mich.	74 70					81	H	Ohio	82 58				
				221	A	Akron	95 86					32	A	Ball St.	69 65				
				138	A	Northern Ill.	81 78					59	H	Quinnipiac	70 84				
				123	H	Kent St.	88 84					54	A	Duquesne	61 64				
				140	H	Bowling Green	90 54					267	A	Indiana St.	77 67				
				110	A	Miami (OH)	84 66					134	A	SIUE	94 56				

Non-Div I Games: Aquinas 96 47

Central Mich.

Average RPI Win:	319	WON-LOST	WINNING	LAST 10	STRENGTH OF	OPP. STRENGTH	TEAM	ADJ.	CONF.	ADJ CONF.
Average RPI Loss:	197	RECORD	PCT. RANK	GAMES	SCHEDULE	OF SCHEDULE	RPI	RPI	RPI	RPI
DIV. I ONLY	4- 12	294	3- 7	312	330	329	329	28	28	
DIV. I NON-CONF.	2- 6	280	1- 2	323	272	327	327	28	28	

TOTALS	RPI 1-25	RPI 26-50	W-L RECORDS	RPI 51-100	RPI 101-999	RPI 201+				
4- 12	0- 0	0- 0	OVERALL	0- 1	4- 11	4- 6				
3- 5	0- 0	0- 0	HOME	0- 0	3- 5	3- 3				
1- 6	0- 0	0- 0	AWAY	0- 0	1- 2	1- 2				
0- 1	0- 0	0- 0	NEUTRAL	0- 0	0- 1	0- 0				
2- 6	0- 0	0- 0	NON-CONFERENCE	0- 1	2- 5	2- 3				
1- 2	0- 0	0- 0	HOME	0- 0	1- 2	1- 2				
1- 3	0- 0	0- 0	AWAY	0- 1	1- 2	1- 1				
0- 1	0- 0	0- 0	NEUTRAL	0- 0	0- 1	0- 0				
2- 6	0- 0	0- 0	CONFERENCE	0- 0	2- 6	2- 3				
2- 3	0- 0	0- 0	HOME	0- 0	2- 3	2- 1				
0- 3	0- 0	0- 0	AWAY	0- 0	0- 3	0- 2				
0- 0	0- 0	0- 0	NEUTRAL	0- 0	0- 0	0- 0				

RPI 1-25				RPI 26-50				RPI 51-100				RPI 101+				Team's RPI: 329
RPI	S	Opponent	Score	RPI	S	Opponent	Score	RPI	S	Opponent	Score	RPI	S	Opponent	Score	
								64	A	Georgi a Tech	51 78	113	A	Clemson	30 66	
												120	H	High Point	74 75	
												141	A	Liberty	53 63	
												153	N	Hartford	43 62	
												200	H	Radford	56 61	
												206	A	Gardner-Webb	52 68	
												252	H	Lipscomb	54 58	
												254	A	Campbell	49 58	
												258	H	UNC Asheville	61 78	
												273	A	FIU	70 77	
												282	A	Wofford	68 45	
												303	H	Coppin St.	72 58	
												331	H	South Carolina St.	58 60	
												341	H	Winthrop	81 45	
												348	H	Longwood	73 57	

LAST 12 Division I GAMES:																
				120	H	High Point	74 75					141	A	Liberty	53 63	
				258	H	UNC Asheville	61 78					348	H	Longwood	73 57	
				206	A	Gardner-Webb	52 68					282	A	Wofford	68 45	
				341	H	Winthrop	81 45					64	A	Georgia Tech	51 78	
				200	H	Radford	56 61					331	H	South Carolina St.	58 60	
				254	A	Campbell	49 58					113	A	Clemson	30 66	

Non-Div I Games: Erskine 79 43 Southern Wesleyan 94 56

Charleston So.

Average RPI Win:	229	WON-LOST	WINNING	LAST 10	STRENGTH OF	OPP. STRENGTH	TEAM	ADJ.	CONF.	ADJ CONF.
Average RPI Loss:	114	RECORD	PCT. RANK	GAMES	SCHEDULE	OF SCHEDULE	RPI	RPI	RPI	RPI
DIV. I ONLY	7- 12	244	4- 6	65	182	170	170	18	18	
DIV. I NON-CONF.	4- 9	249	2- 4	78	121	208	208	19	19	

TOTALS	RPI 1-25	RPI 26-50	W-L RECORDS	RPI 51-100	RPI 101-999	RPI 201+				
7- 12	0- 1	0- 2	OVERALL	1- 2	6- 7	4- 2				
4- 3	0- 1	0- 0	HOME	1- 1	3- 1	2- 0				
3- 7	0- 0	0- 0	AWAY	0- 1	3- 6	2- 2				
0- 2	0- 0	0- 2	NEUTRAL	0- 0	0- 0	0- 0				
4- 9	0- 1	0- 2	NON-CONFERENCE	1- 2	3- 4	3- 1				
3- 2	0- 1	0- 0	HOME	1- 1	2- 0	2- 0				
1- 5	0- 0	0- 0	AWAY	0- 1	1- 4	1- 1				
0- 2	0- 0	0- 2	NEUTRAL	0- 0	0- 0	0- 0				
3- 3	0- 0	0- 0	CONFERENCE	0- 0	3- 3	1- 1				
1- 1	0- 0	0- 0	HOME	0- 0	1- 1	0- 0				
2- 2	0- 0	0- 0	AWAY	0- 0	2- 2	1- 1				
0- 0	0- 0	0- 0	NEUTRAL	0- 0	0- 0	0- 0				

RPI 1-25				RPI 26-50				RPI 51-100				RPI 101+ Team's RPI: 170			
RPI	S	Opponent	Score	RPI	S	Opponent	Score	RPI	S	Opponent	Score	RPI	S	Opponent	Score
17	H	Rutgers	54 77	27	N	Iowa	64 77	54	H	Duquesne	75 72	107	A	Wake Forest	69 71
				40	N	South Dakota St.	70 71	65	H	Mercer	74 90	111	H	Rice	55 62
								85	A	Arkansas	72 73	127	A	UTEP	58 67
												149	A	Davi dson	66 68
												167	A	Southern Mi ss.	85 79
												167	H	Southern Mi ss.	66 56
												189	A	Wi sconsi n	66 80
												225	A	North Texas	68 73
												230	A	East Caroli na	55 58
												258	A	UNC Ashevi lle	51 47
												303	H	Coppi n St.	78 49
												324	A	Ol d Domi ni on	63 60
												331	H	South Caroli na St.	64 49

LAST 12 Division I GAMES:															
167	A	Southern Mi ss.	85 79	65	H	Mercer	74 90	331	H	South Caroli na St.	64 49	149	A	Davi dson	66 68
111	H	Rice	55 62	331	H	South Caroli na St.	64 49	107	A	Wake Forest	69 71	85	A	Arkansas	72 73
225	A	North Texas	68 73	149	A	Davi dson	66 68	85	A	Arkansas	72 73	303	H	Coppi n St.	78 49
127	A	UTEP	58 67	107	A	Wake Forest	69 71								
324	A	Ol d Domi ni on	63 60												
167	H	Southern Mi ss.	66 56	303	H	Coppi n St.	78 49								

Non-Div I Games:

Charlotte

Average RPI Win:	183	WON-LOST	WINNING	LAST 10	STRENGTH OF	OPP. STRENGTH	TEAM	ADJ.	CONF.	ADJ CONF.
Average RPI Loss:	92	RECORD	PCT. RANK	GAMES	SCHEDULE	OF SCHEDULE	RPI	RPI	RPI	RPI
DIV. I ONLY	13- 8	105	6- 4	92	106	92	92	17	17	
DIV. I NON-CONF.	9- 5	99	3- 2	52	54	58	58	15	15	

TOTALS	RPI 1-25	RPI 26-50	W-L RECORDS	RPI 51-100	RPI 101-999	RPI 201+				
13- 8	0- 1	1- 1	OVERALL	1- 3	11- 3	5- 0				
7- 3	0- 0	1- 1	HOME	0- 2	6- 0	4- 0				
3- 4	0- 1	0- 0	AWAY	1- 0	2- 3	1- 0				
3- 1	0- 0	0- 0	NEUTRAL	0- 1	3- 0	0- 0				
9- 5	0- 1	1- 1	NON-CONFERENCE	1- 2	7- 1	2- 0				
4- 2	0- 0	1- 1	HOME	0- 1	3- 0	2- 0				
2- 2	0- 1	0- 0	AWAY	1- 0	1- 1	0- 0				
3- 1	0- 0	0- 0	NEUTRAL	0- 1	3- 0	0- 0				
4- 3	0- 0	0- 0	CONFERENCE	0- 1	4- 2	3- 0				
3- 1	0- 0	0- 0	HOME	0- 1	3- 0	2- 0				
1- 2	0- 0	0- 0	AWAY	0- 0	1- 2	1- 0				
0- 0	0- 0	0- 0	NEUTRAL	0- 0	0- 0	0- 0				

RPI	S	Opponent	Score	RPI	S	Opponent	Score	RPI	S	Opponent	Score	RPI	S	Opponent	Score
16	A	Green Bay	30 60	33	H	FGCU	68 61	51	N	Princeton	49 59	104	N	Auburn	50 41
				50	H	UCF	57 58	60	H	Virginia Tech	44 64	128	A	ETSU	58 65
								65	H	Mercer	50 71	132	N	Georgetown	54 41
								69	A	Indiana	64 61	175	A	Stetson	67 78
												179	A	Florida	65 60
												181	H	Samford	68 58
												184	N	Northwestern	61 44
												187	A	Furman	57 58
												198	H	Hampton	64 52
												227	H	UT Martin	87 82
												229	H	UNCG	49 42
												243	H	Presbyteri an	71 51
												282	A	Wofford	54 47
												318	H	Western Caro.	47 32
LAST 12 Division I GAMES:															
65	H	Mercer	50 71	229	H	UNCG	49 42	51	N	Princeton	49 59	198	H	Hampton	64 52
181	H	Samford	68 58	51	N	Florida	65 60	33	H	FGCU	68 61	60	H	Virginia Tech	44 64
187	A	Furman	57 58	179	A	Florida	65 60								
282	A	Wofford	54 47												
128	A	ETSU	58 65												
318	H	Western Caro.	47 32												

Non-Div I Games:

Chattanooga

Average RPI Win:	0	WON-LOST	WINNING	LAST 10	STRENGTH OF	OPP. STRENGTH	TEAM	ADJ.	CONF.	ADJ CONF.
Average RPI Loss:	199	RECORD	PCT. RANK	GAMES	SCHEDULE	OF SCHEDULE	RPI	RPI	RPI	RPI
DIV. I ONLY	0- 21	347	0- 10	192	333	340	340	30	30	
DIV. I NON-CONF.	0- 15	337	0- 6	172	297	337	337	31	31	

TOTALS	RPI 1-25	RPI 26-50	W-L RECORDS	RPI 51-100	RPI 101-999	RPI 201+				
0- 21	0- 0	0- 0	OVERALL	0- 2	0- 19	0- 10				
0- 9	0- 0	0- 0	HOME	0- 1	0- 8	0- 5				
0- 11	0- 0	0- 0	AWAY	0- 1	0- 10	0- 5				
0- 1	0- 0	0- 0	NEUTRAL	0- 0	0- 1	0- 0				
0- 15	0- 0	0- 0	NON-CONFERENCE	0- 2	0- 13	0- 4				
0- 7	0- 0	0- 0	HOME	0- 1	0- 6	0- 3				
0- 7	0- 0	0- 0	AWAY	0- 1	0- 6	0- 1				
0- 1	0- 0	0- 0	NEUTRAL	0- 0	0- 1	0- 0				
0- 6	0- 0	0- 0	CONFERENCE	0- 0	0- 6	0- 6				
0- 2	0- 0	0- 0	HOME	0- 0	0- 2	0- 2				
0- 4	0- 0	0- 0	AWAY	0- 0	0- 4	0- 4				
0- 0	0- 0	0- 0	NEUTRAL	0- 0	0- 0	0- 0				

RPI 1-25				RPI 26-50				RPI 51-100				RPI 101+				Team's RPI: 340	
RPI	S	Opponent	Score	RPI	S	Opponent	Score	RPI	S	Opponent	Score	RPI	S	Opponent	Score		
								74	A	Kansas St.	51	99	101	A	Wright St.	39	84
								100	H	Milwaukee	59	84	118	A	Western Ill.	54	71
												118	H	Western Ill.	45	83	
												136	A	Wichita St.	63	66	
												138	H	Northern Ill.	59	80	
												150	A	Pittsburgh	49	87	
												169	A	Illinois	56	66	
												184	H	Northwestern	36	63	
												188	N	Oral Roberts	43	73	
												213	H	Seattle U	56	63	
												217	H	Morehead St.	40	79	
												248	A	New Mexico St.	59	74	
												249	A	CSU Bakersfield	49	63	
												263	A	Grand Canyon	36	64	
												264	A	Valparaiso	60	71	
												306	H	Utah Valley	30	68	
												307	H	Loyola Chicago	28	46	
												314	H	Jackson St.	69	87	
												319	A	UTRGV	44	81	

LAST 12 Division I GAMES:																	
319	A	UTRGV	44	81	150	A	Pittsburgh	49	87								
249	A	CSU Bakersfield	49	63	100	H	Milwaukee	59	84								
263	A	Grand Canyon	36	64	74	A	Kansas St.	51	99								
306	H	Utah Valley	30	68	188	N	Oral Roberts	43	73								
213	H	Seattle U	56	63	136	A	Wichita St.	63	66								
248	A	New Mexico St.	59	74	264	A	Valparaiso	60	71								

Non-Div I Games:

Chicago St.

Cincinnati

Cincinnati				Through Games Of Jan. 27, 2018									
Average RPI	Win:	206	WON-LOST	WINNING	LAST 10		STRENGTH OF	OPP. STRENGTH	TEAM	ADJ.	CONF.	ADJ	CONF.
Average RPI	Loss:	129	RECORD	PCT. RANK	GAMES		SCHEDULE	OF SCHEDULE	RPI	RPI	RPI	RPI	RPI
DIV. I ONLY			12- 8	116	6- 4		213	95	166	166	8	8	
DIV. I NON-CONF.			7- 5	132	2- 2		272	119	221	221	7	7	

TOTALS		RPI 1-25		RPI 26-50		W-L RECORDS		RPI 51-100		RPI 101-999		RPI 201+	
12- 8		0- 1		1- 1		OVERALL		0- 0		11- 6		7- 1	
8- 5		0- 1		0- 1		HOME		0- 0		8- 3		4- 1	
4- 3		0- 0		1- 0		AWAY		0- 0		3- 3		3- 0	
0- 0		0- 0		0- 0		NEUTRAL		0- 0		0- 0		0- 0	
7- 5		0- 1		0- 0		NON-CONFERENCE		0- 0		7- 4		5- 0	
6- 3		0- 1		0- 0		HOME		0- 0		6- 2		4- 0	
1- 2		0- 0		0- 0		AWAY		0- 0		1- 2		1- 0	
0- 0		0- 0		0- 0		NEUTRAL		0- 0		0- 0		0- 0	
5- 3		0- 0		1- 1		CONFERENCE		0- 0		4- 2		2- 1	
2- 2		0- 0		0- 1		HOME		0- 0		2- 1		0- 1	
3- 1		0- 0		1- 0		AWAY		0- 0		2- 1		2- 0	
0- 0		0- 0		0- 0		NEUTRAL		0- 0		0- 0		0- 0	

RPI 1-25				RPI 26-50				RPI 51-100				RPI 101+ Team's RPI: 166			
RPI	S	Opponent	Score	RPI	S	Opponent	Score	RPI	S	Opponent	Score	RPI	S	Opponent	Score
6	H	Ohio St.	76 87	30	H	South Fla.	46 69					110	H	Miami (OH)	73 62
				48	A	Houston	88 82					128	A	ETSU	77 87
												140	H	Bowling Green	75 51
												146	H	Saint Francis (PA)	73 77
												150	H	Pittsburgh	46 66
												165	A	Tulsa	51 64
												173	A	Xavier	50 53
												174	H	Temple	80 72
												181	H	Memphis	64 53
												202	H	Southeast Mo. St.	65 52
												220	A	SMU	58 40
												230	A	East Carolina	66 54
												230	H	East Carolina	70 79
												251	H	Howard	87 53
												293	H	Eastern Ky.	64 53
												297	H	Southeastern La.	82 43
												324	A	Old Dominion	54 33
LAST 12 Division I GAMES:															
230	H	East Carolina	70 79	30	H	South Fla.	46 69								
220	A	SMU	58 40	230	A	East Carolina	66 54								
181	H	Memphis	64 53	140	H	Bowling Green	75 51								
174	H	Temple	80 72	6	H	Ohio St.	76 87								
48	A	Houston	88 82	251	H	Howard	87 53								
165	A	Tulsa	51 64	173	A	Xavier	50 53								

Non-Div I Games: Slippery Rock 85 52

Cincinnati

C
l
e
m
s
o
n

Clemson				Through Games Of Jan. 27, 2018							
Average RPI	Win:	245	WON-LOST	WINNING	LAST 10	STRENGTH OF	OPP. STRENGTH	TEAM	ADJ.	CONF.	ADJ CONF.
Average RPI	Loss:	42	RECORD	PCT. RANK	GAMES	SCHEDULE	OF SCHEDULE	RPI	RPI	RPI	RPI
DIV. I ONLY			11- 10	163	2- 8	84	78	113	113	1	1
DIV. I NON-CONF.			10- 3	51	3- 1	238	276	113	113	1	1

TOTALS		RPI 1-25		RPI 26-50		W-L RECORDS		RPI 51-100	RPI 101-999	RPI 201+	
11- 10		0- 4		0- 2		OVERALL		1- 4	10- 0	8- 0	
7- 3		0- 2		0- 0		HOME		0- 1	7- 0	5- 0	
3- 5		0- 1		0- 2		AWAY		1- 2	2- 0	2- 0	
1- 2		0- 1		0- 0		NEUTRAL		0- 1	1- 0	1- 0	
10- 3		0- 2		0- 0		NON-CONFERENCE		1- 1	9- 0	8- 0	
6- 1		0- 1		0- 0		HOME		0- 0	6- 0	5- 0	
3- 0		0- 0		0- 0		AWAY		1- 0	2- 0	2- 0	
1- 2		0- 1		0- 0		NEUTRAL		0- 1	1- 0	1- 0	
1- 7		0- 2		0- 2		CONFERENCE		0- 3	1- 0	0- 0	
1- 2		0- 1		0- 0		HOME		0- 1	1- 0	0- 0	
0- 5		0- 1		0- 2		AWAY		0- 2	0- 0	0- 0	
0- 0		0- 0		0- 0		NEUTRAL		0- 0	0- 0	0- 0	

RPI 1-25				RPI 26-50				RPI 51-100				RPI 101+ Team's RPI: 113			
RPI	S	Opponent	Score	RPI	S	Opponent	Score	RPI	S	Opponent	Score	RPI	S	Opponent	Score
2	A	Notre Dame	37 90	26	A	Syracuse	51 86	63	A	Nebraska	67 66	158	H	Jacksonville St.	53 45
4	H	Florida St.	47 69	31	A	Virginia	41 70	64	A	Georgia Tech	33 66	183	H	Boston College	65 61
20	H	South Carolina	36 66					66	H	Miami (FL)	60 72	204	A	Louisiana Tech	55 47
25	N	Buffalo	41 61					86	A	North Carolina	52 59	265	H	Kennesaw St.	41 28
								94	N	Central Ark.	47 53	273	A	FIU	67 65
												288	N	Detroit Mercy	72 44
												295	H	Monmouth	57 54
												302	H	Prairie View	64 58
												329	H	Charleston So.	66 30
												331	H	South Carolina St.	56 48
LAST 12 Division I GAMES:															
26	A	Syracuse	51 86	4	H	Florida St.	47 69	64	A	Georgia Tech	33 66	273	A	FIU	67 65
2	A	Notre Dame	37 90					94	N	Central Ark.	47 53				
183	H	Boston College	65 61					158	H	Jacksonville St.	53 45				
66	H	Miami (FL)	60 72					302	H	Prairie View	64 58				
86	A	North Carolina	52 59												
31	A	Virginia	41 70												

Non-Div I Games:

Clemson

C
l
e
m
s
o
n

Average RPI Win:	232	WON-LOST	WINNING	LAST 10	STRENGTH OF	OPP. STRENGTH	TEAM	ADJ.	CONF.	ADJ CONF.
Average RPI Loss:	90	RECORD	PCT. RANK	GAMES	SCHEDULE	OF SCHEDULE	RPI	RPI	RPI	RPI
DIV. I ONLY	14- 7	75	6- 4	205	169	131	131	11	11	
DIV. I NON-CONF.	8- 3	65	2- 0	217	189	106	106	13	13	

TOTALS	RPI 1-25	RPI 26-50	W-L RECORDS	RPI 51-100	RPI 101-999	RPI 201+				
14- 7	0- 1	0- 1	OVERALL	1- 3	13- 2	10- 1				
9- 3	0- 0	0- 1	HOME	1- 1	8- 1	6- 1				
4- 3	0- 1	0- 0	AWAY	0- 2	4- 0	4- 0				
1- 1	0- 0	0- 0	NEUTRAL	0- 0	1- 1	0- 0				
8- 3	0- 0	0- 1	NON-CONFERENCE	1- 1	7- 1	6- 0				
4- 1	0- 0	0- 1	HOME	1- 0	3- 0	3- 0				
3- 1	0- 0	0- 0	AWAY	0- 1	3- 0	3- 0				
1- 1	0- 0	0- 0	NEUTRAL	0- 0	1- 1	0- 0				
6- 4	0- 1	0- 0	CONFERENCE	0- 2	6- 1	4- 1				
5- 2	0- 0	0- 0	HOME	0- 1	5- 1	3- 1				
1- 2	0- 1	0- 0	AWAY	0- 1	1- 0	1- 0				
0- 0	0- 0	0- 0	NEUTRAL	0- 0	0- 0	0- 0				

RPI	S	Opponent	Score	RPI	S	Opponent	Score	RPI	S	Opponent	Score	RPI	S	Opponent	Score	Team's RPI: 131
16	A	Green Bay	43 69	32	H	Ball St.	64 76	62	A	Toledo	56 65	101	H	Wright St.	71 70	
								70	H	IUPUI	64 77	106	N	Saint Louis	64 80	
								81	H	Ohio	71 64	159	N	Louisiana	54 45	
								100	A	Milwaukee	72 79	180	H	Oakland	70 62	
												207	H	Eastern Mich.	77 65	
												216	A	Niagara	70 61	
												233	A	Bradley	67 65	
												242	H	Youngstown St.	52 66	
												260	A	Illinois St.	56 47	
												268	A	Northern Ky.	70 65	
												268	H	Northern Ky.	72 49	
												288	H	Detroit Mercy	75 50	
												320	H	Ill.-Chicago	70 67	
												326	H	Marshall	85 76	
												344	H	Eastern Ill.	77 69	
LAST 12 Division I GAMES:																
268	H	Northern Ky.	72 49	320	H	Ill.-Chicago	70 67									
101	H	Wright St.	71 70	70	H	IUPUI	64 77									
242	H	Youngstown St.	52 66	288	H	Detroit Mercy	75 50									
268	A	Northern Ky.	70 65	180	H	Oakland	70 62									
16	A	Green Bay	43 69	233	A	Bradley	67 65									
100	A	Milwaukee	72 79	260	A	Illinois St.	56 47									

Non-Div I Games:

Cleveland and St.

Average RPI Win: 269

Average RPI Loss: 171

WON-LOST
RECORDWINNING
PCT. RANKLAST 10
GAMESSTRENGTH OF
SCHEDULEOPP. STRENGTH
OF SCHEDULETEAM
RPIADJ.
RPICONF.
RPIADJ CONF.
RPI

DIV. I ONLY	9- 10	196	5- 5	310	224	283	283	23	23
DIV. I NON-CONF.	4- 5	202	1- 1	328	220	315	315	23	23

TOTALS	RPI 1-25	RPI 26-50	W-L RECORDS	RPI 51-100	RPI 101-999	RPI 201+			
9- 10	0- 0	0- 1	OVERALL	0- 2	9- 7	8- 5			
8- 4	0- 0	0- 0	HOME	0- 0	8- 4	7- 3			
1- 3	0- 0	0- 0	AWAY	0- 1	1- 2	1- 1			
0- 3	0- 0	0- 1	NEUTRAL	0- 1	0- 1	0- 1			
4- 5	0- 0	0- 1	NON-CONFERENCE	0- 1	4- 3	4- 3			
4- 2	0- 0	0- 0	HOME	0- 0	4- 2	4- 2			
0- 0	0- 0	0- 0	AWAY	0- 0	0- 0	0- 0			
0- 3	0- 0	0- 1	NEUTRAL	0- 1	0- 1	0- 1			
5- 5	0- 0	0- 0	CONFERENCE	0- 1	5- 4	4- 2			
4- 2	0- 0	0- 0	HOME	0- 0	4- 2	3- 1			
1- 3	0- 0	0- 0	AWAY	0- 1	1- 2	1- 1			
0- 0	0- 0	0- 0	NEUTRAL	0- 0	0- 0	0- 0			

RPI 1-25				RPI 26-50				RPI 51-100				RPI 101+ Team's RPI: 283			
RPI	S	Opponent	Score	RPI	S	Opponent	Score	RPI	S	Opponent	Score	RPI	S	Opponent	Score
				26	N	Syracuse	57 69	63	N	Nebraska	47 55	117	H	Little Rock	49 51
								91	A	South Ala.	62 68	159	A	Louisiana	55 59
												160	H	Texas St.	65 64
												208	H	UT Arlington	89 76
												209	H	Arkansas St.	63 70
												218	A	Troy	97 92
												225	N	North Texas	34 50
												229	H	UNCG	54 60
												256	H	Col. of Charleston	70 72
												280	H	UNCW	57 41
												282	H	Wofford	67 51
												304	H	Fort Wayne	67 58
												312	H	Georgia St.	64 49
												321	H	Ga. Southern	54 51
												333	A	La. -Monroe	56 62
												334	H	N. C. Central	68 65
LAST 12 Division I GAMES:															
				117	H	Little Rock	49 51	159	A	Louisiana	55 59				
				209	H	Arkansas St.	63 70	333	A	La. -Monroe	56 62				
				218	A	Troy	97 92	160	H	Texas St.	65 64				
				91	A	South Ala.	62 68	208	H	UT Arlington	89 76				
				312	H	Georgia St.	64 49	282	H	Wofford	67 51				
				321	H	Ga. Southern	54 51	26	N	Syracuse	57 69				

Non-Div I Games:

Lees-McRae

73 47

Allen

93 49

Coastal Caro.

Average RPI Win:	267	WON-LOST	WINNING	LAST 10	STRENGTH OF	OPP. STRENGTH	TEAM	ADJ.	CONF.	ADJ CONF.
Average RPI Loss:	151	RECORD	PCT. RANK	GAMES	SCHEDULE	OF SCHEDULE	RPI	RPI	RPI	RPI
DIV. I ONLY	5- 15	294	1- 9	142	271	256	256	10	10	
DIV. I NON-CONF.	4- 7	226	2- 1	158	245	226	226	12	12	

TOTALS	RPI 1-25	RPI 26-50	W-L RECORDS	RPI 51-100	RPI 101-999	RPI 201+				
5- 15	0- 1	0- 2	OVERALL	0- 1	5- 11	5- 5				
2- 8	0- 0	0- 0	HOME	0- 1	2- 7	2- 4				
3- 7	0- 1	0- 2	AWAY	0- 0	3- 4	3- 1				
0- 0	0- 0	0- 0	NEUTRAL	0- 0	0- 0	0- 0				
4- 7	0- 1	0- 2	NON-CONFERENCE	0- 0	4- 4	4- 2				
2- 3	0- 0	0- 0	HOME	0- 0	2- 3	2- 2				
2- 4	0- 1	0- 2	AWAY	0- 0	2- 1	2- 0				
0- 0	0- 0	0- 0	NEUTRAL	0- 0	0- 0	0- 0				
1- 8	0- 0	0- 0	CONFERENCE	0- 1	1- 7	1- 3				
0- 5	0- 0	0- 0	HOME	0- 1	0- 4	0- 2				
1- 3	0- 0	0- 0	AWAY	0- 0	1- 3	1- 1				
0- 0	0- 0	0- 0	NEUTRAL	0- 0	0- 0	0- 0				

RPI 1-25				RPI 26-50				RPI 51-100				RPI 101+ Team's RPI: 256			
RPI	S	Opponent	Score	RPI	S	Opponent	Score	RPI	S	Opponent	Score	RPI	S	Opponent	Score
20	A	South Carolina	43 69	36	A	Central Mich.	58 79	87	H	James Madison	45 67	107	H	Wake Forest	40 77
				38	A	Michigan St.	43 107					116	H	Delaware	59 68
												144	A	William & Mary	66 79
												144	H	William & Mary	54 68
												162	A	Northeastern	37 59
												187	A	Furman	58 72
												214	A	Hofstra	60 65
												214	H	Hofstra	60 75
												241	A	North Florida	73 69
												252	H	Lipscomb	85 69
												254	H	Campbell	45 53
												272	H	Appalachian St.	70 76
												276	A	Towson	80 67
												276	H	Towson	58 83
												282	H	Wofford	59 51
												283	A	Coastal Caro.	72 70

LAST 12 Division I GAMES:															
144	A	William & Mary	66 79	214	H	Hofstra	60 75								
276	H	Towson	58 83	276	A	Towson	80 67								
87	H	James Madison	45 67	144	H	William & Mary	54 68								
214	A	Hofstra	60 65	107	H	Wake Forest	40 77								
162	A	Northeastern	37 59	282	H	Wofford	59 51								
116	H	Delaware	59 68	241	A	North Florida	73 69								

Non-Div I Games:

Col. of Charleston

C
o
l
l
e
g
e

Colgate				Through Games Of Jan. 27, 2018							
Average RPI	Win:	299	WON-LOST	WINNING	LAST 10	STRENGTH OF	OPP. STRENGTH	TEAM	ADJ.	CONF.	ADJ CONF.
Average RPI	Loss:	152	RECORD	PCT. RANK	GAMES	SCHEDULE	OF SCHEDULE	RPI	RPI	RPI	RPI
DIV. I ONLY			4- 17	311	0- 10	148	287	271	271	15	15
DIV. I NON-CONF.			4- 7	226	0- 2	215	329	235	235	18	18

TOTALS		RPI 1-25		RPI 26-50		W-L RECORDS		RPI 51-100	RPI 101-999	RPI 201+	
4- 17		0- 0		0- 2		OVERALL		0- 4	4- 11	4- 5	
1- 8		0- 0		0- 0		HOME		0- 2	1- 6	1- 2	
3- 9		0- 0		0- 2		AWAY		0- 2	3- 5	3- 3	
0- 0		0- 0		0- 0		NEUTRAL		0- 0	0- 0	0- 0	
4- 7		0- 0		0- 2		NON-CONFERENCE		0- 1	4- 4	4- 2	
1- 3		0- 0		0- 0		HOME		0- 1	1- 2	1- 1	
3- 4		0- 0		0- 2		AWAY		0- 0	3- 2	3- 1	
0- 0		0- 0		0- 0		NEUTRAL		0- 0	0- 0	0- 0	
0- 10		0- 0		0- 0		CONFERENCE		0- 3	0- 7	0- 3	
0- 5		0- 0		0- 0		HOME		0- 1	0- 4	0- 1	
0- 5		0- 0		0- 0		AWAY		0- 2	0- 3	0- 2	
0- 0		0- 0		0- 0		NEUTRAL		0- 0	0- 0	0- 0	

C
o
l
l
e
g
e

RPI 1-25				RPI 26-50				RPI 51-100				RPI 101+ Team's RPI: 271			
RPI	S	Opponent	Score	RPI	S	Opponent	Score	RPI	S	Opponent	Score	RPI	S	Opponent	Score
				26	A	Syracuse	39 79	71	A	American	44 67	119	A	Yale	56 82
				35	A	Arizona St.	54 65	71	H	American	55 77	147	A	Bucknell I	57 77
								88	A	Navy	54 70	172	H	Lehigh	51 59
								99	H	Brown	73 83	190	H	Army West Point	54 62
												191	H	Boston U.	49 62
												195	H	Siena	70 73
												216	H	Niagara	44 81
												222	H	Holy Cross	64 71
												234	A	Lafayette	48 63
												239	A	Loyola Maryland	55 70
												276	A	Towson	65 61
												277	A	Fairleigh Dickinson	51 61
												279	A	Cornell	74 70
												291	A	Canisius	70 63
												349	H	UMass Lowell	84 64

LAST 12 Division I GAMES:															
				71	A	American	44 67	88	A	Navy	54 70				
				190	H	Army West Point	54 62	234	A	Lafayette	48 63				
				239	A	Loyola Maryland	55 70	71	H	American	55 77				
				172	H	Lehigh	51 59	222	H	Holy Cross	64 71				
				147	A	Bucknell I	57 77	216	H	Niagara	44 81				
				191	H	Boston U.	49 62	99	H	Brown	73 83				

Non-Div I Games:

Colgate

Average RPI	Win: 202	WON-LOST RECORD	WINNING PCT. RANK	LAST 10 GAMES	STRENGTH OF SCHEDULE	OPP. STRENGTH OF SCHEDULE	TEAM RPI	ADJ. RPI	CONF. RPI	ADJ CONF. RPI
Average RPI	Loss: 75									
DIV. I ONLY	10- 9	155	2- 7	150	42	137	137	4	4	
DIV. I NON-CONF.	8- 2	45	1- 1	209	132	75	75	3	3	

TOTALS	RPI 1-25	RPI 26-50	W-L RECORDS	RPI 51-100	RPI 101-999	RPI 201+				
10- 9	0- 2	0- 3	OVERALL	2- 2	8- 2	4- 1				
6- 5	0- 2	0- 2	HOME	2- 0	4- 1	3- 0				
4- 4	0- 0	0- 1	AWAY	0- 2	4- 1	1- 1				
0- 0	0- 0	0- 0	NEUTRAL	0- 0	0- 0	0- 0				
8- 2	0- 0	0- 0	NON-CONFERENCE	2- 1	6- 1	3- 0				
5- 1	0- 0	0- 0	HOME	2- 0	3- 1	2- 0				
3- 1	0- 0	0- 0	AWAY	0- 1	3- 0	1- 0				
0- 0	0- 0	0- 0	NEUTRAL	0- 0	0- 0	0- 0				
2- 7	0- 2	0- 3	CONFERENCE	0- 1	2- 1	1- 1				
1- 4	0- 2	0- 2	HOME	0- 0	1- 0	1- 0				
1- 3	0- 0	0- 1	AWAY	0- 1	1- 1	0- 1				
0- 0	0- 0	0- 0	NEUTRAL	0- 0	0- 0	0- 0				

RPI 1-25				RPI 26-50				RPI 51-100				RPI 101+				Team's RPI: 137
RPI	S	Opponent	Score	RPI	S	Opponent	Score	RPI	S	Opponent	Score	RPI	S	Opponent	Score	
7	H	Oregon	55 74	35	A	Arizona St.	59 73	66	H	Miami (FL)	67 61	103	H	Dartmouth	75 81	
9	H	UCLA	55 93	35	H	Arizona St.	47 72	78	A	Washington St.	75 89	135	A	Washington	66 61	
				43	H	Southern Cal i forni a	51 86	86	A	North Carol i na	80 87	151	A	Colorado St.	70 67	
								96	H	George Mason	76 61	181	A	Samford	71 60	
												192	H	Fla. Atlantic	76 69	
												270	H	North Dakota St.	108 59	
												278	A	Ari zona	63 72	
												278	H	Ari zona	79 60	
												316	A	Air Force	68 43	
												339	H	Mi ssi ssi ppi Val .	85 48	

LAST 12 Division I GAMES:																
7	H	Oregon	55 74	78	A	Washington St.	75 89									
35	A	Arizona St.	59 73	278	H	Ari zona	79 60									
278	A	Ari zona	63 72	35	H	Arizona St.	47 72									
9	H	UCLA	55 93	316	A	Air Force	68 43									
43	H	Southern Cal i forni a	51 86	103	H	Dartmouth	75 81									
135	A	Washi ngton	66 61	151	A	Colorado St.	70 67									

Non-Div I Games: Westminster (MO) 106 47

Col orado

Average RPI Win:	213	WON-LOST	WINNING	LAST 10	STRENGTH OF	OPP. STRENGTH	TEAM	ADJ.	CONF.	ADJ CONF.
Average RPI Loss:	124	RECORD	PCT. RANK	GAMES	SCHEDULE	OF SCHEDULE	RPI	RPI	RPI	RPI
DIV. I ONLY	13- 7	89	6- 4	196	148	151	151	16	16	
DIV. I NON-CONF.	7- 3	74	2- 0	167	182	131	131	17	17	

TOTALS	RPI 1-25	RPI 26-50	W-L RECORDS	RPI 51-100	RPI 101-999	RPI 201+				
13- 7	0- 0	0- 1	OVERALL	3- 1	10- 5	8- 0				
9- 5	0- 0	0- 1	HOME	2- 1	7- 3	6- 0				
4- 2	0- 0	0- 0	AWAY	1- 0	3- 2	2- 0				
0- 0	0- 0	0- 0	NEUTRAL	0- 0	0- 0	0- 0				
7- 3	0- 0	0- 1	NON-CONFERENCE	2- 0	5- 2	3- 0				
5- 3	0- 0	0- 1	HOME	1- 0	4- 2	3- 0				
2- 0	0- 0	0- 0	AWAY	1- 0	1- 0	0- 0				
0- 0	0- 0	0- 0	NEUTRAL	0- 0	0- 0	0- 0				
6- 4	0- 0	0- 0	CONFERENCE	1- 1	5- 3	5- 0				
4- 2	0- 0	0- 0	HOME	1- 1	3- 1	3- 0				
2- 2	0- 0	0- 0	AWAY	0- 0	2- 2	2- 0				
0- 0	0- 0	0- 0	NEUTRAL	0- 0	0- 0	0- 0				

RPI 1-25				RPI 26-50				RPI 51-100				RPI 101+				Team's RPI: 151
RPI	S	Opponent	Score	RPI	S	Opponent	Score	RPI	S	Opponent	Score	RPI	S	Opponent	Score	
				37	H	Oklahoma	46 78	52	H	Wyoming	49 53	102	A	UNLV	52 56	
								55	A	Northern Colo.	55 44	121	H	BYU	56 54	
								56	H	Gonzaga	65 49	137	H	Colorado	67 70	
								72	H	New Mexico	74 71	157	H	Idaho	69 83	
												185	A	Fresno St.	45 56	
												199	H	Boise St.	58 62	
												201	A	Denver	61 56	
												237	A	San Diego St.	65 63	
												237	H	San Diego St.	72 43	
												250	H	San Jose St.	63 48	
												287	H	Morgan St.	60 44	
												296	H	Utah St.	56 45	
												302	H	Prairie View	71 59	
												316	A	Air Force	40 39	
												334	H	N.C. Central	85 48	

LAST 12 Division I GAMES:																
				72	H	New Mexico	74 71	185	A	Fresno St.	45 56					
				237	H	San Diego St.	72 43	237	A	San Diego St.	65 63					
				102	A	UNLV	52 56	250	H	San Jose St.	63 48					
				316	A	Air Force	40 39	199	H	Boise St.	58 62					
				52	H	Wyoming	49 53	287	H	Morgan St.	60 44					
				296	H	Utah St.	56 45	302	H	Prairie View	71 59					

Non-Div I Games: Eastern N.M. 75 35

Colorado St.

Average RPI Win: 234		WON-LOST	WINNING	LAST 10	STRENGTH OF	OPP. STRENGTH	TEAM	ADJ.	CONF.	ADJ CONF.
Average RPI Loss: 121		RECORD	PCT. RANK	GAMES	SCHEDULE	OF SCHEDULE	RPI	RPI	RPI	RPI
DIV. I ONLY		7- 12	244	3- 7	136	161	196	196	9	9
DIV. I NON-CONF.		6- 9	214	4- 4	136	146	183	183	9	9

TOTALS		RPI 1-25		RPI 26-50	W-L RECORDS		RPI 51-100	RPI 101-999	RPI 201+	
7- 12	0- 3			0- 2	OVERALL		0- 1	7- 6	4- 3	
3- 3	0- 1			0- 0	HOME		0- 0	3- 2	1- 2	
4- 6	0- 0			0- 1	AWAY		0- 1	4- 4	3- 1	
0- 3	0- 2			0- 1	NEUTRAL		0- 0	0- 0	0- 0	
6- 9	0- 3			0- 2	NON-CONFERENCE		0- 0	6- 4	3- 2	
3- 2	0- 1			0- 0	HOME		0- 0	3- 1	1- 1	
3- 4	0- 0			0- 1	AWAY		0- 0	3- 3	2- 1	
0- 3	0- 2			0- 1	NEUTRAL		0- 0	0- 0	0- 0	
1- 3	0- 0			0- 0	CONFERENCE		0- 1	1- 2	1- 1	
0- 1	0- 0			0- 0	HOME		0- 0	0- 1	0- 1	
1- 2	0- 0			0- 0	AWAY		0- 1	1- 1	1- 0	
0- 0	0- 0			0- 0	NEUTRAL		0- 0	0- 0	0- 0	

RPI 1-25				RPI 26-50				RPI 51-100				RPI 101+ Team's RPI: 196			
RPI	S	Opponent	Score	RPI	S	Opponent	Score	RPI	S	Opponent	Score	RPI	S	Opponent	Score
3	N	Mississippi St.	54 90	35	N	Arizona St.	48 72	51	A	Princeton	47 69	109	A	Penn	51 70
16	N	Green Bay	43 61	48	A	Houston	53 77					111	A	Rice	44 67
25	H	Buffalo	63 65									146	H	Saint Francis (PA)	94 81
												183	H	Boston College	68 60
												193	A	Providence	73 64
												198	A	Hampton	58 60
												214	H	Hofstra	75 53
												226	H	Richmond	79 85
												279	A	Cornell	72 54
												279	H	Cornell	47 57
												292	A	Vermont	73 66
												330	A	UMBC	60 44
												349	A	UMass Lowell	70 77

LAST 12 Division I GAMES:															
279	A	Cornell	72 54	48	A	Houston	53 77	214	H	Hofstra	75 53				
279	H	Cornell	47 57	25	H	Buffalo	63 65	146	H	Saint Francis (PA)	94 81				
109	A	Penn	51 70	330	A	UMBC	60 44	183	H	Boston College	68 60				
51	A	Princeton	47 69												
198	A	Hampton	58 60												
111	A	Rice	44 67												

Non-Div I Games:

Columbi a

Average RPI Win:	312	WON-LOST	WINNING	LAST 10	STRENGTH OF	OPP. STRENGTH	TEAM	ADJ.	CONF.	ADJ CONF.
Average RPI Loss:	175	RECORD	PCT. RANK	GAMES	SCHEDULE	OF SCHEDULE	RPI	RPI	RPI	RPI
DIV. I ONLY	5- 14	290	4- 6	251	327	303	303	31	31	
DIV. I NON-CONF.	1- 11	331	0- 5	123	198	298	298	30	30	

TOTALS	RPI 1-25	RPI 26-50	W-L RECORDS	RPI 51-100	RPI 101-999	RPI 201+				
5- 14	0- 3	0- 1	OVERALL	0- 0	5- 10	5- 7				
5- 1	0- 1	0- 0	HOME	0- 0	5- 0	5- 0				
0- 11	0- 0	0- 0	AWAY	0- 0	0- 2	0- 2				
0- 2	0- 1	0- 0	NEUTRAL	0- 0	0- 1	0- 1				
1- 11	0- 3	0- 1	NON-CONFERENCE	0- 0	1- 7	1- 4				
1- 1	0- 1	0- 0	HOME	0- 0	1- 0	1- 0				
0- 8	0- 1	0- 1	AWAY	0- 0	0- 6	0- 3				
0- 2	0- 1	0- 0	NEUTRAL	0- 0	0- 1	0- 1				
4- 3	0- 0	0- 0	CONFERENCE	0- 0	4- 3	4- 3				
4- 0	0- 0	0- 0	HOME	0- 0	4- 0	4- 0				
0- 3	0- 0	0- 0	AWAY	0- 0	0- 3	0- 3				
0- 0	0- 0	0- 0	NEUTRAL	0- 0	0- 0	0- 0				

RPI 1-25				RPI 26-50				RPI 51-100				RPI 101+ Team's RPI: 303			
RPI	S	Opponent	Score	RPI	S	Opponent	Score	RPI	S	Opponent	Score	RPI	S	Opponent	Score
10	A	Baylor	54 100	34	A	West Virginia	43 101					115	A	SFA	59 72
12	N	Missouri	50 73									122	A	Middle Tenn.	39 69
23	H	Maryland	49 113									170	A	Charlotte	49 78
												203	A	Norfolk St.	57 71
												228	A	N.C. A&T	63 64
												238	N	Manhattan	56 74
												261	H	Mt. St. Mary's	68 54
												287	H	Morgan St.	55 53
												309	A	VCU	47 62
												324	A	Old Dominion	67 75
												329	A	Charleston So.	58 72
												331	H	South Carolina St.	56 39
												334	A	N.C. Central	52 60
												335	H	Florida A&M	62 56
												346	H	Savannah St.	66 57
LAST 12 Division I GAMES:															
331	H	South Carolina St.	56 39	203	A	Norfolk St.	57 71								
287	H	Morgan St.	55 53	23	H	Maryland	49 113								
228	A	N.C. A&T	63 64	309	A	VCU	47 62								
334	A	N.C. Central	52 60	34	A	West Virginia	43 101								
335	H	Florida A&M	62 56	122	A	Middle Tenn.	39 69								
346	H	Savannah St.	66 57	170	A	Charlotte	49 78								

Non-Div I Games:

Coppin St.

Average RPI Win:	280	WON-LOST	WINNING	LAST 10	STRENGTH OF	OPP. STRENGTH	TEAM	ADJ.	CONF.	ADJ CONF.
Average RPI Loss:	165	RECORD	PCT. RANK	GAMES	SCHEDULE	OF SCHEDULE	RPI	RPI	RPI	RPI
DIV. I ONLY	5- 12	280	3- 7	280	222	279	279	9	9	
DIV. I NON-CONF.	4- 9	249	3- 5	315	291	299	299	9	9	

TOTALS	RPI 1-25	RPI 26-50	W-L RECORDS	RPI 51-100	RPI 101-999	RPI 201+				
5- 12	0- 0	0- 1	OVERALL	0- 1	5- 10	4- 3				
1- 6	0- 0	0- 0	HOME	0- 0	1- 6	1- 2				
4- 6	0- 0	0- 1	AWAY	0- 1	4- 4	3- 1				
0- 0	0- 0	0- 0	NEUTRAL	0- 0	0- 0	0- 0				
4- 9	0- 0	0- 1	NON-CONFERENCE	0- 0	4- 8	4- 3				
1- 5	0- 0	0- 0	HOME	0- 0	1- 5	1- 2				
3- 4	0- 0	0- 1	AWAY	0- 0	3- 3	3- 1				
0- 0	0- 0	0- 0	NEUTRAL	0- 0	0- 0	0- 0				
1- 3	0- 0	0- 0	CONFERENCE	0- 1	1- 2	0- 0				
0- 1	0- 0	0- 0	HOME	0- 0	0- 1	0- 0				
1- 2	0- 0	0- 0	AWAY	0- 1	1- 1	0- 0				
0- 0	0- 0	0- 0	NEUTRAL	0- 0	0- 0	0- 0				

RPI 1-25				RPI 26-50				RPI 51-100				RPI 101+				Team's RPI: 279	
RPI	S	Opponent	Score	RPI	S	Opponent	Score	RPI	S	Opponent	Score	RPI	S	Opponent	Score		
				41	A	Drexel	39 61										
								51	A	Princeton	54 75	109	A	Penn	48 68		
												150	A	Pittsburgh	39 51		
												154	H	Binghamton	58 66		
												172	H	Lehigh	57 62		
												178	A	New Hampshire	45 48		
												180	H	Oakland	77 79		
												196	A	Columbia	57 47		
												196	H	Columbia	54 72		
												224	H	Stony Brook	48 40		
												234	H	Lafayette	58 59		
												239	A	Loyola Maryland	63 78		
												271	H	Colgate	70 74		
												291	A	Canisius	67 59		
												342	A	NJIT	61 46		
												349	A	UMass Lowell	71 53		
LAST 12 Division I GAMES:																	
				196	H	Columbia	54 72					178	A	New Hampshire	45 48		
				196	A	Columbia	57 47					41	A	Drexel	39 61		
				51	A	Princeton	54 75					154	H	Binghamton	58 66		
				109	A	Penn	48 68					180	H	Oakland	77 79		
				342	A	NJIT	61 46					224	H	Stony Brook	48 40		
				349	A	UMass Lowell	71 53					234	H	Lafayette	58 59		

Non-Div I Games:

Cornell

Creighton				Through Games Of Jan. 27, 2018							
Average RPI	Win:	116	WON-LOST	WINNING	LAST 10	STRENGTH OF	OPP. STRENGTH	TEAM	ADJ.	CONF.	ADJ CONF.
Average RPI	Loss:	50	RECORD	PCT. RANK	GAMES	SCHEDULE	OF SCHEDULE	RPI	RPI	RPI	RPI
DIV. I ONLY		12- 8		116	6- 4	21	8	45	45	6	6
DIV. I NON-CONF.		6- 4		122	1- 1	13	10	38	38	5	5

TOTALS	RPI 1-25		RPI 26-50		W-L RECORDS	RPI 51-100		RPI 101-999		RPI 201+	
12- 8	1- 3		2- 2		OVERALL	2- 2		7- 1		1- 0	
7- 3	1- 2		2- 1		HOME	0- 0		4- 0		0- 0	
5- 3	0- 0		0- 1		AWAY	2- 2		3- 0		1- 0	
0- 2	0- 1		0- 0		NEUTRAL	0- 0		0- 1		0- 0	
6- 4	0- 2		1- 0		NON-CONFERENCE	1- 1		4- 1		1- 0	
3- 1	0- 1		1- 0		HOME	0- 0		2- 0		0- 0	
3- 1	0- 0		0- 0		AWAY	1- 1		2- 0		1- 0	
0- 2	0- 1		0- 0		NEUTRAL	0- 0		0- 1		0- 0	
6- 4	1- 1		1- 2		CONFERENCE	1- 1		3- 0		0- 0	
4- 2	1- 1		1- 1		HOME	0- 0		2- 0		0- 0	
2- 2	0- 0		0- 1		AWAY	1- 1		1- 0		0- 0	
0- 0	0- 0		0- 0		NEUTRAL	0- 0		0- 0		0- 0	

RPI 1-25				RPI 26-50				Team's RPI: 45				RPI 51-100				RPI 101+			
RPI	S	Opponent	Score	RPI	S	Opponent	Score	RPI	S	Opponent	Score	RPI	S	Opponent	Score	RPI	S	Opponent	Score
4	H	Florida St.	82 92	29	H	DePaul	54 82	63	A	Nebraska	64 49	108	A	Drake	108 100				
9	N	UCLA	63 72	39	A	St. John's (NY)	65 72	75	A	South Dakota	68 73	132	H	Georgetown	69 58				
19	H	Marquette	77 92	39	H	St. John's (NY)	53 39	90	A	Butler	53 59	135	N	Washington	64 67				
24	H	Villanova	69 54	40	H	South Dakota St.	72 65	93	A	Seton Hall	68 51	136	H	Wichita St.	66 61				

Non-Div I Games:

Creighton

Dartmouth				Through Games Of Jan. 27, 2018							
Average RPI	Win:	202	WON-LOST	WINNING	LAST 10	STRENGTH OF	OPP. STRENGTH	TEAM	ADJ.	CONF.	ADJ CONF.
Average RPI	Loss:	97	RECORD	PCT. RANK	GAMES	SCHEDULE	OF SCHEDULE	RPI	RPI	RPI	RPI
DIV. I ONLY		10- 7	125	4- 6	107	147	103	103	9	9	
DIV. I NON-CONF.		8- 5	111	4- 4	195	199	114	114	9	9	

TOTALS	RPI 1-25		RPI 26-50		W-L RECORDS	RPI 51-100		RPI 101-999		RPI 201+	
10- 7	0- 1		0- 0		OVERALL	2- 3		8- 3		4- 0	
7- 2	0- 0		0- 0		HOME	2- 1		5- 1		3- 0	
3- 5	0- 1		0- 0		AWAY	0- 2		3- 2		1- 0	
0- 0	0- 0		0- 0		NEUTRAL	0- 0		0- 0		0- 0	
8- 5	0- 1		0- 0		NON-CONFERENCE	0- 2		8- 2		4- 0	
5- 1	0- 0		0- 0		HOME	0- 1		5- 0		3- 0	
3- 4	0- 1		0- 0		AWAY	0- 1		3- 2		1- 0	
0- 0	0- 0		0- 0		NEUTRAL	0- 0		0- 0		0- 0	
2- 2	0- 0		0- 0		CONFERENCE	2- 1		0- 1		0- 0	
2- 1	0- 0		0- 0		HOME	2- 0		0- 1		0- 0	
0- 1	0- 0		0- 0		AWAY	0- 1		0- 0		0- 0	
0- 0	0- 0		0- 0		NEUTRAL	0- 0		0- 0		0- 0	

RPI 1-25				RPI 26-50				RPI 51-100				RPI 101+ Team's RPI: 103			
RPI	S	Opponent	Score	RPI	S	Opponent	Score	RPI	S	Opponent	Score	RPI	S	Opponent	Score
6	A	Ohio St.	70 103					67	A	Harvard	65 76	119	H	Yale	39 57
								67	H	Harvard	63 56	137	A	Colorado	81 75
								68	A	Albany (NY)	61 76	154	A	Binghamton	64 80
								73	H	Maine	51 64	177	A	Marist	60 51
								99	H	Brown	78 73	178	H	New Hampshire	57 49
												183	H	Boston College	68 57
												190	A	Army West Point	56 71
												222	A	Holy Cross	76 74
												292	H	Vermont	66 56
												325	H	Rhode Island	70 54
												342	H	NJIT	81 50

LAST 12 Division I GAMES:															
119	H	Yale	39 57	222	A	Holy Cross	76 74								
99	H	Brown	78 73	6	A	Ohio St.	70 103								
67	A	Harvard	65 76	137	A	Colorado	81 75								
67	H	Harvard	63 56	73	H	Maine	51 64								
154	A	Binghamton	64 80	178	H	New Hampshire	57 49								
68	A	Albany (NY)	61 76	177	A	Marist	60 51								

Non-Div I Games:

Dartmouth

RPI 1-25				RPI 26-50				RPI 51-100				RPI 101+				Team's RPI: 149	
RPI	S	Opponent	Score	RPI	S	Opponent	Score	RPI	S	Opponent	Score	RPI	S	Opponent	Score		
18	A	NC State	49 73	50	A	UCF	54 62	51	H	Princeton	57 63	112	H	George Washington	48 53		
								53	H	Dayton	68 85	120	A	High Point	82 74		
								54	H	Duquesne	54 79	144	A	William & Mary	55 73		
								65	A	Mercer	54 69	170	H	Charlotte	68 66		
								76	A	Fordham	58 66	187	A	Furman	62 65		
								82	H	Elon	58 75	206	H	Gardner-Webb	65 70		
								96	A	George Mason	61 74	226	A	Richmond	68 65		
												235	A	St. Bonaventure	75 68		
												258	H	UNC Asheville	58 50		
												272	A	Appalachian St.	59 57		
												290	H	Massachusetts	87 81		
												318	A	Western Caro.	70 57		
												325	H	Rhode Island	77 67		
LAST 12 Division I GAMES:																	
				53	H	Dayton	68 85	325	H	Rhode Island	77 67						
				290	H	Massachusetts	87 81	54	H	Duquesne	54 79						
				235	A	St. Bonaventure	75 68	96	A	George Mason	61 74						
				112	H	George Washington	48 53	50	A	UCF	54 62						
				226	A	Richmond	68 65	170	H	Charlotte	68 66						
				76	A	Fordham	58 66	120	A	High Point	82 74						

Davidson

Average RPI Win: 178

Average RPI Loss: 42

WON-LOST
RECORDWINNING
PCT. RANKLAST 10
GAMESSTRENGTH OF
SCHEDULEOPP. STRENGTH
OF SCHEDULETEAM
RPIADJ.
RPICONF.
RPIADJ CONF.
RPIDIV. I ONLY
DIV. I NON-CONF.16- 4
7- 430
10210- 0
2- 1146
7089
7353
7753
7713
1013
10

TOTALS

RPI 1-25

RPI 26-50

W-L RECORDS

RPI 51-100

RPI 101-999

RPI 201+

16- 4

0- 1

1- 1

OVERALL

4- 2

11- 0

7- 0

8- 1

0- 1

1- 0

HOME

1- 0

6- 0

4- 0

5- 2

0- 0

0- 0

AWAY

1- 2

4- 0

2- 0

3- 1

0- 0

0- 1

NEUTRAL

2- 0

1- 0

1- 0

7- 4

0- 1

1- 1

NON-CONFERENCE

3- 2

3- 0

3- 0

4- 1

0- 1

1- 0

HOME

1- 0

2- 0

2- 0

0- 2

0- 0

0- 0

AWAY

0- 2

0- 0

0- 0

3- 1

0- 0

0- 1

NEUTRAL

2- 0

1- 0

1- 0

9- 0

0- 0

0- 0

CONFERENCE

1- 0

8- 0

4- 0

4- 0

0- 0

0- 0

HOME

0- 0

4- 0

2- 0

5- 0

0- 0

0- 0

AWAY

1- 0

4- 0

2- 0

0- 0

0- 0

0- 0

NEUTRAL

0- 0

0- 0

0- 0

RPI 1-25

RPI 26-50

RPI 51-100

Team's RPI: 53

RPI 101+

RPI	S	Opponent	Score
16	H	Green Bay	64 75

RPI	S	Opponent	Score
30	N	South Fla.	87 93
31	H	Virginia	61 46

RPI	S	Opponent	Score
59	A	Quinnipiac	66 72
62	A	Tolledo	50 68
67	N	Harvard	72 66
76	A	Fordham	63 62
87	H	James Madison	82 54
97	N	Tulane	71 65

RPI	S	Opponent	Score
106	H	Saint Louis	101 76
112	H	George Washington	66 55
149	A	Davidson	85 68
164	A	Saint Joseph's	65 59
210	A	La Salle	76 47
226	A	Richmond	66 59
235	H	St. Bonaventure	80 59
287	H	Morgan St.	88 52
325	H	Rhode Island	116 58
338	H	Ark.-Pine Bluff	81 43
339	N	Mississippi Val.	65 46

LAST 12 Division I GAMES:

149	A	Davidson	85 68	164	A	Saint Joseph's	65 59
226	A	Richmond	66 59	325	H	Rhode Island	116 58
112	H	George Washington	66 55	210	A	La Salle	76 47
76	A	Fordham	63 62	339	N	Mississippi Val.	65 46
106	H	Saint Louis	101 76	30	N	South Fla.	87 93
235	H	St. Bonaventure	80 59	87	H	James Madison	82 54

Dayton

Dayton

Non-Div I Games:

Dayton

D
e
P
a
u
l

D
e
P
a
u
l

DePaul

Delaware

Delaware				Through Games Of Jan. 27, 2018							
Average RPI	Win:	221	WON-LOST	WINNING	LAST 10	STRENGTH OF	OPP. STRENGTH	TEAM	ADJ.	CONF.	ADJ CONF.
Average RPI	Loss:	127	RECORD	PCT. RANK	GAMES	SCHEDULE	OF SCHEDULE	RPI	RPI	RPI	RPI
DIV. I ONLY		12- 7	100	7- 3	183	199	116	116	10	10	
DIV. I NON-CONF.		7- 4	102	3- 1	241	248	135	135	12	12	

TOTALS		RPI 1-25	RPI 26-50		W-L RECORDS		RPI 51-100	RPI 101-999	RPI 201+		
12- 7		0- 1	0- 1		OVERALL		2- 2	10- 3	8- 1		
5- 2		0- 0	0- 0		HOME		2- 0	3- 2	3- 0		
6- 4		0- 1	0- 1		AWAY		0- 2	6- 0	4- 0		
1- 1		0- 0	0- 0		NEUTRAL		0- 0	1- 1	1- 1		
7- 4		0- 1	0- 0		NON-CONFERENCE		1- 1	6- 2	4- 1		
3- 1		0- 0	0- 0		HOME		1- 0	2- 1	2- 0		
3- 2		0- 1	0- 0		AWAY		0- 1	3- 0	1- 0		
1- 1		0- 0	0- 0		NEUTRAL		0- 0	1- 1	1- 1		
5- 3		0- 0	0- 1		CONFERENCE		1- 1	4- 1	4- 0		
2- 1		0- 0	0- 0		HOME		1- 0	1- 1	1- 0		
3- 2		0- 0	0- 1		AWAY		0- 1	3- 0	3- 0		
0- 0		0- 0	0- 0		NEUTRAL		0- 0	0- 0	0- 0		

RPI 1-25				RPI 26-50				RPI 51-100				RPI 101+ Team's RPI: 116			
RPI	S	Opponent	Score	RPI	S	Opponent	Score	RPI	S	Opponent	Score	RPI	S	Opponent	Score
25	A	Buffalo	73 87	41	A	Drexel	53 74	51	A	Princeton	60 78	153	A	Hartford	72 63
								71	H	American	72 56	162	H	Northeastern	53 64
								82	A	Elon	51 64	190	A	Army West Point	70 59
								82	H	Elon	80 66	191	H	Boston U.	79 85
												214	A	Hofstra	58 51
												235	A	St. Bonaventure	53 52
												239	H	Loyola Maryland	71 38
												256	A	Col. of Charleston	68 59
												276	H	Towson	51 49
												280	A	UNCW	82 49
												310	H	Delaware St.	84 49
												337	N	Saint Peter's	87 90
												344	N	Eastern Ill.	66 37

LAST 12 Division I GAMES:															
162	H	Northeastern	53 64	82	H	Elon	80 66								
82	A	Elon	51 64	41	A	Drexel	53 74								
280	A	UNCW	82 49	239	H	Loyola Maryland	71 38								
276	H	Towson	51 49	310	H	Delaware St.	84 49								
214	A	Hofstra	58 51	190	A	Army West Point	70 59								
256	A	Col. of Charleston	68 59	51	A	Princeton	60 78								

Non-Div I Games:

Delaware

Delaware

Average RPI Win:	328	WON-LOST	WINNING	LAST 10	STRENGTH OF	OPP. STRENGTH	TEAM	ADJ.	CONF.	ADJ CONF.
Average RPI Loss:	163	RECORD	PCT. RANK	GAMES	SCHEDULE	OF SCHEDULE	RPI	RPI	RPI	RPI
DIV. I ONLY	4- 17	311	3- 7	223	290	310	310	31	31	
DIV. I NON-CONF.	1- 12	335	0- 4	100	113	288	288	30	30	
<hr/>										
TOTALS	RPI 1-25	RPI 26-50	W-L RECORDS	RPI 51-100	RPI 101-999	RPI 201+				
4- 17	0- 1	0- 2	OVERALL	0- 1	4- 13	4- 4				
3- 6	0- 0	0- 1	HOME	0- 0	3- 5	3- 3				
1- 9	0- 0	0- 0	AWAY	0- 0	1- 3	1- 0				
0- 2	0- 0	0- 0	NEUTRAL	0- 1	0- 1	0- 0				
1- 12	0- 1	0- 2	NON-CONFERENCE	0- 1	1- 8	1- 1				
1- 3	0- 0	0- 1	HOME	0- 0	1- 2	1- 1				
0- 7	0- 1	0- 1	AWAY	0- 0	0- 5	0- 0				
0- 2	0- 0	0- 0	NEUTRAL	0- 1	0- 1	0- 0				
3- 5	0- 0	0- 0	CONFERENCE	0- 0	3- 5	3- 3				
2- 3	0- 0	0- 0	HOME	0- 0	2- 3	2- 2				
1- 2	0- 0	0- 0	AWAY	0- 0	1- 2	1- 1				
0- 0	0- 0	0- 0	NEUTRAL	0- 0	0- 0	0- 0				

RPI 1-25				RPI 26-50				RPI 51-100				RPI 101+ Team's RPI: 310			
RPI	S	Opponent	Score	RPI	S	Opponent	Score	RPI	S	Opponent	Score	RPI	S	Opponent	Score
22	A	Michigan	36 105	29	A	DePaul	71 110	98	N	Ole Miss	58 110	116	A	Delaware	49 84
				41	H	Drexel	52 73					124	A	Kansas	49 81
												143	H	Robert Morris	42 65
												168	H	Bethune-Cookman	60 68
												174	A	Temple	72 96
												175	N	Stetson	43 58
												179	A	Florida	51 85
												192	A	Fla. Atlantic	67 90
												198	A	Hampton	62 66
												210	H	La Salle	48 71
												228	H	N. C. A&T	48 66
												287	A	Morgan St.	62 54
												331	H	South Carolina St.	58 44
												334	H	N. C. Central	67 74
												335	A	Florida A&M	54 59
												346	H	Savannah St.	93 79
												348	H	Longwood	60 56
<hr/>															
LAST 12 Division I GAMES:															
346	H	Savannah St.	93 79	331	H	South Carolina St.	58 44								
287	A	Morgan St.	62 54	334	H	N. C. Central	67 74								
168	H	Bethune-Cookman	60 68	175	N	Stetson	43 58								
335	A	Florida A&M	54 59	192	A	Fla. Atlantic	67 90								
198	A	Hampton	62 66	179	A	Florida	51 85								
228	H	N. C. A&T	48 66	22	A	Michigan	36 105								

Non-Div I Games:

Delaware St.

Average RPI Win: **286**
 Average RPI Loss: **98**

WON-LOST
RECORD

WINNING
PCT. RANK

LAST 10
GAMES

STRENGTH OF
SCHEDULE

OPP. STRENGTH
OF SCHEDULE






















































TEAM
RPI

ADJ.
RPI

CONF.
RPI

ADJ CONF.
RPI

DIV. I ONLY	11- 11	172	5- 5	242	210	201	201	14	14
DIV. I NON-CONF.	8- 6	143	3- 1	307	251	222	222	16	16
TOTALS	RPI 1-25	RPI 26-50	W-L RECORDS	RPI 51-100	RPI 101-999	RPI 201+			
11- 11	0- 0	0- 1	OVERALL	0- 5	11- 5	11- 0			
3- 5	0- 0	0- 1	HOME	0- 3	3- 1	3- 0			
7- 4	0- 0	0- 0	AWAY	0- 2	7- 2	7- 0			
1- 2	0- 0	0- 0	NEUTRAL	0- 0	1- 2	1- 0			
8- 6	0- 0	0- 0	NON-CONFERENCE	0- 3	8- 3	8- 0			
2- 3	0- 0	0- 0	HOME	0- 2	2- 1	2- 0			
5- 1	0- 0	0- 0	AWAY	0- 1	5- 0	5- 0			
1- 2	0- 0	0- 0	NEUTRAL	0- 0	1- 2	1- 0			
3- 5	0- 0	0- 1	CONFERENCE	0- 2	3- 2	3- 0			
1- 2	0- 0	0- 1	HOME	0- 1	1- 0	1- 0			
2- 3	0- 0	0- 0	AWAY	0- 1	2- 2	2- 0			
0- 0	0- 0	0- 0	NEUTRAL	0- 0	0- 0	0- 0			

RPI S Opponent	Score	RPI S Opponent	Score	RPI S Opponent	Score	RPI S Opponent	Score	Team's RPI: 201
40  South Dakota St.	58  69	52  Wyoming	51  61	110 N Miami (OH)	52  69	118  Western Ill.	93  118	
		55  Northern Colo.	63  71	118  Western Ill.	93  118	141 N Liberty	69  82	
		71  American	53  66	151  Colorado St.	56  61	188  Oral Roberts	60  90	
		75  South Dakota	51  79	207 N Eastern Mi ch.	60 54	236  Omaha	85 74	
		75  South Dakota	60  82	253  UMKC	77 68	270  North Dakota St.	98 79	
				296  Utah St.	74 72	301  Cal St. Fullerton	83 58	
				304  Fort Wayne	73 55	306  Utah Valley	72 53	
				306  Utah Valley	72 53	316  Air Force	75 54	
				75  Air Force	75 54	328  Northern Ari z.	80 73	
				328  Northern Ari z.	80 73	330  UMBC	70 48	
				330  UMBC	70 48			
LAST 12 Division I GAMES:								
75  South Dakota	60  82	304  Fort Wayne	73 55					
118  Western Ill.	93  118	306  Utah Valley	72 53					
188  Oral Roberts	60  90	75  South Dakota	51  79					
236  Omaha	85 74	253  UMKC	77 68					
270  North Dakota St.	98 79	141 N Liberty	69  82					
40  South Dakota St.	58  69	296  Utah St.	74 72					

Non-Div I Games:

Chadron St.

99 55

Denver

Average RPI	Win:	320	WON-LOST	WINNING	LAST 10	STRENGTH OF	OPP. STRENGTH	TEAM	ADJ.	CONF.	ADJ CONF.
Average RPI	Loss:	127	RECORD	PCT. RANK	GAMES	SCHEDULE	OF SCHEDULE	RPI	RPI	RPI	RPI
DIV. I ONLY		1- 19		345	1- 9	104	117	288	288	11	11
DIV. I NON-CONF.		0- 11		337	0- 3	135	50	307	307	13	13

TOTALS	RPI 1-25		RPI 26-50		W-L RECORDS	RPI 51-100		RPI 101-999		RPI 201+	
1- 19	0- 2		0- 1		OVERALL	0- 4		1- 12		1- 4	
0- 9	0- 2		0- 1		HOME	0- 2		0- 4		0- 2	
1- 8	0- 0		0- 0		AWAY	0- 2		1- 6		1- 1	
0- 2	0- 0		0- 0		NEUTRAL	0- 0		0- 2		0- 1	
0- 11	0- 1		0- 1		NON-CONFERENCE	0- 2		0- 7		0- 2	
0- 5	0- 1		0- 1		HOME	0- 1		0- 2		0- 1	
0- 4	0- 0		0- 0		AWAY	0- 1		0- 3		0- 0	
0- 2	0- 0		0- 0		NEUTRAL	0- 0		0- 2		0- 1	
1- 8	0- 1		0- 0		CONFERENCE	0- 2		1- 5		1- 2	
0- 4	0- 1		0- 0		HOME	0- 1		0- 2		0- 1	
1- 4	0- 0		0- 0		AWAY	0- 1		1- 3		1- 1	
0- 0	0- 0		0- 0		NEUTRAL	0- 0		0- 0		0- 0	

RPI	S	Opponent	Score	RPI	S	Opponent	Score	RPI	S	Opponent	Score	RPI	S	Opponent	Score	Team's RPI: 288
16	H	Green Bay	27 85	38	H	Michigan St.	60 97	62	H	Toledo	64 81	101	H	Wright St.	60 88	
22	H	Michigan	50 86					70	A	IUPUI	62 90	110	A	Miami (OH)	64 91	
								95	A	Western Mich.	62 74	113	N	Clemson	44 72	
								100	H	Milwaukee	61 70	123	A	Kent St.	74 82	
												131	A	Cleveland St.	50 75	
												140	H	Bowling Green	81 85	
												169	A	Illinois	65 73	
												180	A	Oakland	50 83	
												207	H	Eastern Mich.	76 78	
												225	N	North Texas	57 63	
												242	A	Youngstown St.	59 76	
												268	H	Northern Ky.	67 78	
												320	A	Ill. -Chicago	61 58	

LAST 12 Division I GAMES:																
180	A	Oakland	50 83	268	H	Northern Ky.	67 78	131	A	Cleveland St.	50 75	242	A	Youngstown St.	59 76	
100	H	Milwaukee	61 70	101	H	Wright St.	60 88	62	H	Toledo	64 81	207	H	Eastern Mich.	76 78	
16	H	Green Bay	27 85	70	A	IUPUI	62 90	169	A	Illinois	65 73					
320	A	Ill. -Chicago	61 58													

Non-Div I Games:

Detroit Mercy

Average RPI Win:	215	WON-LOST	WINNING	LAST 10	STRENGTH OF	OPP. STRENGTH	TEAM	ADJ.	CONF.	ADJ CONF.
Average RPI Loss:	47	RECORD	PCT. RANK	GAMES	SCHEDULE	OF SCHEDULE	RPI	RPI	RPI	RPI
DIV. I ONLY	12- 7	100	8- 2	117	127	108	108	24	24	
DIV. I NON-CONF.	4- 7	226	0- 3	17	37	137	137	22	22	

TOTALS	RPI 1-25	RPI 26-50	W-L RECORDS	RPI 51-100	RPI 101-999	RPI 201+				
12- 7	0- 1	0- 3	OVERALL	1- 3	11- 0	6- 0				
8- 3	0- 0	0- 2	HOME	1- 1	7- 0	4- 0				
3- 3	0- 1	0- 1	AWAY	0- 1	3- 0	1- 0				
1- 1	0- 0	0- 0	NEUTRAL	0- 1	1- 0	1- 0				
4- 7	0- 1	0- 3	NON-CONFERENCE	1- 3	3- 0	1- 0				
3- 3	0- 0	0- 2	HOME	1- 1	2- 0	0- 0				
0- 3	0- 1	0- 1	AWAY	0- 1	0- 0	0- 0				
1- 1	0- 0	0- 0	NEUTRAL	0- 1	1- 0	1- 0				
8- 0	0- 0	0- 0	CONFERENCE	0- 0	8- 0	5- 0				
5- 0	0- 0	0- 0	HOME	0- 0	5- 0	4- 0				
3- 0	0- 0	0- 0	AWAY	0- 0	3- 0	1- 0				
0- 0	0- 0	0- 0	NEUTRAL	0- 0	0- 0	0- 0				

RPI 1-25				RPI 26-50				RPI 51-100				RPI 101+				Team's RPI: 108
RPI	S	Opponent	Score	RPI	S	Opponent	Score	RPI	S	Opponent	Score	RPI	S	Opponent	Score	
7	A	Oregon	77 110	27	A	Iowa	66 79	52	A	Wyoming	61 75	125	A	Missouri St.	80 68	
				40	H	South Dakota St.	78 85	63	H	Nebraska	84 89	126	H	Iowa St.	83 80	
				45	H	Creighton	100 108	96	N	George Mason	75 87	141	H	Liberty	96 68	
								100	H	Milwaukee	77 73	145	A	Southern Ill.	75 64	
												155	H	UNI	81 64	
												260	A	Illinois St.	65 58	
												264	H	Valparaiso	86 50	
												267	H	Indiana St.	85 64	
												307	H	Loyola Chicago	72 46	
												339	N	Mississippi Val.	96 60	
												347	H	Evansville	107 66	

LAST 12 Division I GAMES:																
				260	A	Illinois St.	65 58	307	H	Loyola Chicago	72 46					
				155	H	UNI	81 64	264	H	Valparaiso	86 50					
				347	H	Evansville	107 66	27	A	Iowa	66 79					
				267	H	Indiana St.	85 64	40	H	South Dakota St.	78 85					
				145	A	Southern Ill.	75 64	63	H	Nebraska	84 89					
				125	A	Missouri St.	80 68	45	H	Creighton	100 108					

Non-Div I Games: Iowa Wesleyan 102 25

Drake

Average RPI Win: 191

Average RPI Loss: 57

WON-LOST
RECORDWINNING
PCT. RANKLAST 10
GAMESSTRENGTH OF
SCHEDULEOPP. STRENGTH
OF SCHEDULETEAM
RPIADJ.
RPICONF.
RPIADJ CONF.
RPIDIV. I ONLY
DIV. I NON-CONF.

15- 5

49

9- 1

87

137

41

41

10

10

8- 4

87

3- 1

132

98

70

70

12

12

TOTALS

RPI 1-25

RPI 26-50

W-L RECORDS

RPI 51-100

RPI 101-999

RPI 201+

15- 5

0- 0

0- 2

OVERALL

2- 3

13- 0

8- 0

8- 0

0- 0

0- 0

HOME

1- 0

7- 0

5- 0

6- 3

0- 0

0- 1

AWAY

0- 2

6- 0

3- 0

1- 2

0- 0

0- 1

NEUTRAL

1- 1

0- 0

0- 0

8- 4

0- 0

0- 2

NON-CONFERENCE

1- 2

7- 0

5- 0

4- 0

0- 0

0- 0

HOME

0- 0

4- 0

3- 0

3- 2

0- 0

0- 1

AWAY

0- 1

3- 0

2- 0

1- 2

0- 0

0- 1

NEUTRAL

1- 1

0- 0

0- 0

7- 1

0- 0

0- 0

CONFERENCE

1- 1

6- 0

3- 0

4- 0

0- 0

0- 0

HOME

1- 0

3- 0

2- 0

3- 1

0- 0

0- 0

AWAY

0- 1

3- 0

1- 0

0- 0

0- 0

0- 0

NEUTRAL

0- 0

0- 0

0- 0

RPI 1-25

RPI 26-50

Team's RPI: 41

RPI 51-100

RPI 101+

RPI S Opponent Score

RPI S Opponent Score

RPI S Opponent Score

RPI S Opponent Score

26 A Syracuse 62 72

34 N West Virginia 42 75

60 N Virginia Tech 67 79

80 A Penn St. 70 84

82 H El on 58 56

87 A James Madison 48 56

90 N Butler 76 62

116 H Delaware 74 53

144 A William & Mary 65 58

147 H Bucknell 63 54

162 A Northeastern 69 58

164 A Saint Joseph's 65 58

210 H La Salle 79 54

214 A Hofstra 58 47

214 H Hofstra 47 38

216 A Niagara 66 65

234 H Lafayette 52 37

279 H Cornell 61 39

280 H UNCW 68 42

310 A Delaware St. 73 52

LAST 12 Division I GAMES:

82 H El on 58 56

214 A Hofstra 58 47

162 A Northeastern 69 58

280 H UNCW 68 42

87 A James Madison 48 56

144 A William & Mary 65 58

214 H Hofstra 47 38

116 H Delaware 74 53

279 H Cornell 61 39

164 A Saint Joseph's 65 58

26 A Syracuse 62 72

216 A Niagara 66 65

D
r
e
x
e
lD
r
e
x
e
l

Non-Div I Games:

Drexel

Loss, Non-Conf, S Site, H Home A Away N Neutral

Average RPI Loss: 40

DIV. I ONLY	16- 5	38	7- 3	33	37	14	14	1	1
DIV. I NON-CONF.	11- 2	23	4- 0	82	82	21	21	1	1
TOTALS	RPI 1-25	RPI 26-50	W-L RECORDS	RPI 51-100	RPI 101-999	RPI 201+			
16- 5	2- 3	2- 0	OVERALL	3- 2	9- 0	5- 0			
12- 0	2- 0	2- 0	HOME	2- 0	6- 0	3- 0			
4- 5	0- 3	0- 0	AWAY	1- 2	3- 0	2- 0			
0- 0	0- 0	0- 0	NEUTRAL	0- 0	0- 0	0- 0			
11- 2	1- 2	1- 0	NON-CONFERENCE	2- 0	7- 0	5- 0			
9- 0	1- 0	1- 0	HOME	2- 0	5- 0	3- 0			
2- 2	0- 2	0- 0	AWAY	0- 0	2- 0	2- 0			
0- 0	0- 0	0- 0	NEUTRAL	0- 0	0- 0	0- 0			
5- 3	1- 1	1- 0	CONFERENCE	1- 2	2- 0	0- 0			
3- 0	1- 0	1- 0	HOME	0- 0	1- 0	0- 0			
2- 3	0- 1	0- 0	AWAY	1- 2	1- 0	0- 0			
0- 0	0- 0	0- 0	NEUTRAL	0- 0	0- 0	0- 0			

RPI 1-25				RPI 26-50				RPI 51-100				RPI 101+			
RPI	S	Opponent	Score	RPI	S	Opponent	Score	RPI	S	Opponent	Score	RPI	S	Opponent	Score
5	A	Louisville	60 66	31	H	Virginia	55 48	52	H	Wyoming	63 40	107	A	Wake Forest	80 67
6	H	Ohio St.	69 60	42	H	Oregon St.	72 65	60	A	Virginia Tech	86 75	120	H	High Point	77 50
18	H	NC State	69 56					66	A	Miami (FL)	48 51	141	H	Liberty	68 51
20	A	South Carolina	52 72					73	H	Maine	69 39	183	H	Boston College	75 50
24	A	Villanova	55 64					86	A	North Carolina	86 92	229	H	UNCG	85 54
LAST 12 Division I GAMES:															
183	H	Boston College	75 50	5	A	Louisville	60 66								
86	A	North Carolina	86 92	66	A	Miami (FL)	48 51								
60	A	Virginia Tech	86 75	141	H	Liberty	68 51								
31	H	Virginia	55 48	52	H	Wyoming	63 40								
107	A	Wake Forest	80 67	73	H	Maine	69 39								
18	H	NC State	69 56	341	H	Winthrop	101 30								

Non-Div I Games:

Duke

Average RPI Win: 189	WON-LOST RECORD	WINNING PCT. RANK	LAST 10 GAMES	STRENGTH OF SCHEDULE	OPP. STRENGTH OF SCHEDULE	TEAM RPI	ADJ. RPI	CONF. RPI	ADJ. CONF. RPI
Average RPI Loss: 100									
DIV. I ONLY	17- 3	14	9- 1	212	96	54	54	13	13
DIV. I NON-CONF.	10- 3	51	4- 1	210	51	62	62	10	10

TOTALS	RPI 1-25	RPI 26-50	W-L RECORDS	RPI 51-100	RPI 101-999	RPI 201+			
17- 3	0- 1	2- 0	OVERALL	2- 0	13- 2	8- 0			
9- 0	0- 0	1- 0	HOME	2- 0	6- 0	5- 0			
7- 2	0- 0	1- 0	AWAY	0- 0	6- 2	2- 0			
1- 1	0- 1	0- 0	NEUTRAL	0- 0	1- 0	1- 0			
10- 3	0- 1	2- 0	NON-CONFERENCE	1- 0	7- 2	5- 0			
6- 0	0- 0	1- 0	HOME	1- 0	4- 0	3- 0			
3- 2	0- 0	1- 0	AWAY	0- 0	2- 2	1- 0			
1- 1	0- 1	0- 0	NEUTRAL	0- 0	1- 0	1- 0			
7- 0	0- 0	0- 0	CONFERENCE	1- 0	6- 0	3- 0			
3- 0	0- 0	0- 0	HOME	1- 0	2- 0	2- 0			
4- 0	0- 0	0- 0	AWAY	0- 0	4- 0	1- 0			
0- 0	0- 0	0- 0	NEUTRAL	0- 0	0- 0	0- 0			

RPI 1-25				RPI 26-50				RPI 51-100				Team's RPI: 54				RPI 101+			
RPI	S	Opponent	Score	RPI	S	Opponent	Score	RPI	S	Opponent	Score	RPI	S	Opponent	Score	RPI	S	Opponent	Score
1	N	UConn	52 104	31	A	Virginia	74 63	62	H	Toledo	73 54	112	A	George Washington	54 53	128	A	ETSU	77 81
				36	H	Central Mich.	64 61	96	H	George Mason	71 64	146	H	Saint Francis (PA)	87 68	149	A	Davidson	79 54
												150	A	Pittsburgh	66 53	164	A	Saint Joseph's	61 42
												170	A	Charlotte	72 75	210	H	La Salle	78 50
												221	H	Akron	66 60	228	N	N.C. A&T	73 60
												290	H	Massachusetts	60 57	309	A	VCU	70 51
												317	H	Central Conn. St.	83 58	341	A	Winthrop	81 54
												343	H	Iona	80 59				
LAST 12 Division I GAMES:																			
				164	A	Saint Joseph's	61 42	290	H	Massachusetts	60 57								
				96	H	George Mason	71 64	1	N	UConn	52 104								
				210	H	La Salle	78 50	36	H	Central Mich.	64 61								
				112	A	George Washington	54 53	221	H	Akron	66 60								
				309	A	VCU	70 51	62	H	Toledo	73 54								
				149	A	Davidson	79 54	317	H	Central Conn. St.	83 58								

Non-Div I Games:

Duquesne

Average RPI Win:	229	WON-LOST	WINNING	LAST 10	STRENGTH OF	OPP. STRENGTH	TEAM	ADJ.	CONF.	ADJ CONF.
Average RPI Loss:	69	RECORD	PCT. RANK	GAMES	SCHEDULE	OF SCHEDULE	RPI	RPI	RPI	RPI
DIV. I ONLY	12- 9	133	6- 3	156	84	128	128	17	17	
DIV. I NON-CONF.	6- 8	209	0- 4	152	33	161	161	15	15	

TOTALS	RPI 1-25	RPI 26-50	W-L RECORDS	RPI 51-100	RPI 101-999	RPI 201+				
12- 9	0- 3	0- 2	OVERALL	2- 3	10- 1	7- 1				
7- 3	0- 0	0- 1	HOME	2- 1	5- 1	3- 1				
5- 3	0- 2	0- 1	AWAY	0- 0	5- 0	4- 0				
0- 3	0- 1	0- 0	NEUTRAL	0- 2	0- 0	0- 0				
6- 8	0- 3	0- 2	NON-CONFERENCE	1- 2	5- 1	4- 1				
3- 2	0- 0	0- 1	HOME	1- 0	2- 1	1- 1				
3- 3	0- 2	0- 1	AWAY	0- 0	3- 0	3- 0				
0- 3	0- 1	0- 0	NEUTRAL	0- 2	0- 0	0- 0				
6- 1	0- 0	0- 0	CONFERENCE	1- 1	5- 0	3- 0				
4- 1	0- 0	0- 0	HOME	1- 1	3- 0	2- 0				
2- 0	0- 0	0- 0	AWAY	0- 0	2- 0	1- 0				
0- 0	0- 0	0- 0	NEUTRAL	0- 0	0- 0	0- 0				

RPI 1-25				RPI 26-50				RPI 51-100				RPI 101+				Team's RPI: 128
RPI	S	Opponent	Score	RPI	S	Opponent	Score	RPI	S	Opponent	Score	RPI	S	Opponent	Score	
2	N	Notre Dame	46 77	38	H	Michigan St.	74 83	54	H	Duquesne	81 77	166	H	Cincinnati	87 77	
8	A	Tennessee	49 87	48	A	Houston	69 88	65	H	Mercer	65 85	181	H	Samford	76 48	
18	A	NC State	58 70					78	N	Washington St.	76 80	187	A	Furman	69 57	
								92	H	Chattanooga	65 58	229	H	UNCG	60 52	
								95	N	Western Mich.	79 87	268	H	Northern Ky.	45 57	
												272	A	Appalachian St.	70 57	
												282	A	Wofford	61 58	
												294	A	Murray St.	96 68	
												318	H	Western Caro.	66 50	
												332	H	Tennessee Tech	74 55	
												341	A	Winthrop	74 63	

LAST 12 Division I GAMES:																
181	H	Samford	76 48	318	H	Western Caro.	66 50	268	H	Northern Ky.	45 57					
65	H	Mercer	65 85	38	H	Michigan St.	74 83	18	A	NC State	58 70					
282	A	Wofford	61 58	48	A	Houston	69 88	48	A	Houston	69 88					
187	A	Furman	69 57	229	H	UNCG	60 52	341	A	Winthrop	74 63					

Non-Div I Games: North Greenville 90 67

ETSU

Average RPI Win:	234	WON-LOST	WINNING	LAST 10	STRENGTH OF	OPP. STRENGTH	TEAM	ADJ.	CONF.	ADJ CONF.
Average RPI Loss:	160	RECORD	PCT. RANK	GAMES	SCHEDULE	OF SCHEDULE	RPI	RPI	RPI	RPI
DIV. I ONLY	11- 10	163	5- 5	264	163	230	230	8	8	
DIV. I NON-CONF.	8- 5	111	3- 1	334	325	264	264	7	7	

TOTALS	RPI 1-25	RPI 26-50	W-L RECORDS	RPI 51-100	RPI 101-999	RPI 201+				
11- 10	0- 1	1- 0	OVERALL	0- 1	10- 8	7- 3				
8- 4	0- 1	1- 0	HOME	0- 0	7- 3	5- 1				
2- 4	0- 0	0- 0	AWAY	0- 1	2- 0	1- 0				
1- 2	0- 0	0- 0	NEUTRAL	0- 0	1- 2	1- 0				
8- 5	0- 0	0- 0	NON-CONFERENCE	0- 0	8- 5	7- 2				
6- 2	0- 0	0- 0	HOME	0- 0	6- 2	5- 1				
1- 1	0- 0	0- 0	AWAY	0- 0	1- 1	1- 1				
1- 2	0- 0	0- 0	NEUTRAL	0- 0	1- 2	1- 0				
3- 5	0- 1	1- 0	CONFERENCE	0- 1	2- 3	0- 1				
2- 2	0- 1	1- 0	HOME	0- 0	1- 1	0- 0				
1- 3	0- 0	0- 0	AWAY	0- 1	1- 2	0- 1				
0- 0	0- 0	0- 0	NEUTRAL	0- 0	0- 0	0- 0				

RPI 1-25				RPI 26-50				RPI 51-100				RPI 101+ Team's RPI: 230			
RPI	S	Opponent	Score	RPI	S	Opponent	Score	RPI	S	Opponent	Score	RPI	S	Opponent	Score
1	H	UConn	35 96	48	H	Houston	80 78	97	A	Tulane	58 64	127	N	UTEP	79 93
												144	H	William & Mary	65 71
												158	N	Jacksonville St.	73 82
												165	H	Tulsa	73 67
												166	A	Cincinnati	79 70
												166	H	Cincinnati	54 66
												170	H	Charlotte	58 55
												181	A	Memphis	36 72
												203	H	Norfolk St.	51 46
												220	A	SMU	51 65
												226	H	Richmond	64 65
												265	A	Kennesaw St.	66 56
												269	N	Rider	66 63
												280	A	UNCW	62 66
												298	H	UMES	64 54
												305	H	USC Upstate	66 53
												334	H	N.C. Central	73 61
												346	H	Savannah St.	103 37

LAST 12 Division I GAMES:															
166	A	Cincinnati	79 70	1	H	UConn	35 96	166	H	Cincinnati	54 66				
97	A	Tulane	58 64	298	H	UMES	64 54								
48	H	Houston	80 78	346	H	Savannah St.	103 37								
220	A	SMU	51 65	127	N	UTEP	79 93								
165	H	Tulsa	73 67	334	H	N.C. Central	73 61								
181	A	Memphis	36 72												

Non-Div I Games:

East Carolina

Average RPI Win:	346	WON-LOST	WINNING	LAST 10	STRENGTH OF	OPP. STRENGTH	TEAM	ADJ.	CONF.	ADJ CONF.
Average RPI Loss:	202	RECORD	PCT. RANK	GAMES	SCHEDULE	OF SCHEDULE	RPI	RPI	RPI	RPI
DIV. I ONLY	2- 19	339	1- 9	274	340	344	344	25	25	
DIV. I NON-CONF.	1- 10	327	0- 2	282	311	343	343	27	27	

TOTALS	RPI 1-25	RPI 26-50	W-L RECORDS	RPI 51-100	RPI 101-999	RPI 201+				
2- 19	0- 0	0- 0	OVERALL	0- 2	2- 17	2- 11				
2- 7	0- 0	0- 0	HOME	0- 1	2- 6	2- 5				
0- 11	0- 0	0- 0	AWAY	0- 1	0- 10	0- 6				
0- 1	0- 0	0- 0	NEUTRAL	0- 0	0- 1	0- 0				
1- 10	0- 0	0- 0	NON-CONFERENCE	0- 0	1- 10	1- 4				
1- 4	0- 0	0- 0	HOME	0- 0	1- 4	1- 3				
0- 5	0- 0	0- 0	AWAY	0- 0	0- 5	0- 1				
0- 1	0- 0	0- 0	NEUTRAL	0- 0	0- 1	0- 0				
1- 9	0- 0	0- 0	CONFERENCE	0- 2	1- 7	1- 7				
1- 3	0- 0	0- 0	HOME	0- 1	1- 2	1- 2				
0- 6	0- 0	0- 0	AWAY	0- 1	0- 5	0- 5				
0- 0	0- 0	0- 0	NEUTRAL	0- 0	0- 0	0- 0				

RPI 1-25				RPI 26-50				RPI 51-100				RPI 101+ Team's RPI: 344					
RPI	S	Opponent	Score	RPI	S	Opponent	Score	RPI	S	Opponent	Score	RPI	S	Opponent	Score		
								77	A	Bel mont	37	59	101	A	Wright St.	46	81
								77	H	Bel mont	58	86	116	N	Del aware	37	66
													131	A	Clevel and St.	69	77
													138	H	Northern Ill.	64	93
													164	A	Saint Joseph' s	62	80
													184	A	Northwestern	40	74
													202	H	Southeast Mo. St.	54	77
													217	A	Morehead St.	81	89
													225	H	North Texas	61	63
													227	H	UT Martin	44	72
													233	H	Bradley	52	67
													240	A	Austin Peay	59	69
													264	H	Val parai so	67	76
													293	A	Eastern Ky.	51	67
													294	A	Murray St.	61	72
													304	A	Fort Wayne	77	93
													345	A	Tennessee St.	68	86
													345	H	Tennessee St.	66	59
													347	H	Evansvi lle	79	52

LAST 12 Division I GAMES:																	
345	A	Tennessee St.	68	86	293	A	Eastern Ky.	51	67								
77	A	Bel mont	37	59	217	A	Morehead St.	81	89								
202	H	Southeast Mo. St.	54	77	240	A	Austin Peay	59	69								
227	H	UT Martin	44	72	294	A	Murray St.	61	72								
77	H	Bel mont	58	86	184	A	Northwestern	40	74								
345	H	Tennessee St.	66	59	225	H	North Texas	61	63								

Non-Div I Games:

Eastern III.

Average RPI Win:	286	WON-LOST	WINNING	LAST 10	STRENGTH OF	OPP. STRENGTH	TEAM	ADJ.	CONF.	ADJ CONF.
Average RPI Loss:	174	RECORD	PCT. RANK	GAMES	SCHEDULE	OF SCHEDULE	RPI	RPI	RPI	RPI
DIV. I ONLY	6- 12	262	4- 6	334	178	293	293	25	25	
DIV. I NON-CONF.	2- 6	280	0- 1	289	84	286	286	27	27	

TOTALS	RPI 1-25	RPI 26-50	W-L RECORDS	RPI 51-100	RPI 101-999	RPI 201+				
6- 12	0- 0	0- 0	OVERALL	0- 2	6- 10	5- 5				
4- 3	0- 0	0- 0	HOME	0- 1	4- 2	3- 0				
2- 9	0- 0	0- 0	AWAY	0- 1	2- 8	2- 5				
0- 0	0- 0	0- 0	NEUTRAL	0- 0	0- 0	0- 0				
2- 6	0- 0	0- 0	NON-CONFERENCE	0- 2	2- 4	2- 1				
1- 2	0- 0	0- 0	HOME	0- 1	1- 1	1- 0				
1- 4	0- 0	0- 0	AWAY	0- 1	1- 3	1- 1				
0- 0	0- 0	0- 0	NEUTRAL	0- 0	0- 0	0- 0				
4- 6	0- 0	0- 0	CONFERENCE	0- 0	4- 6	3- 4				
3- 1	0- 0	0- 0	HOME	0- 0	3- 1	2- 0				
1- 5	0- 0	0- 0	AWAY	0- 0	1- 5	1- 4				
0- 0	0- 0	0- 0	NEUTRAL	0- 0	0- 0	0- 0				

RPI 1-25				RPI 26-50				RPI 51-100				RPI 101+ Team's RPI: 293					
RPI	S	Opponent	Score	RPI	S	Opponent	Score	RPI	S	Opponent	Score	RPI	S	Opponent	Score		
								81	H	Ohio	57	69	123	H	Kent St.	57	65
								96	A	George Mason	41	64	134	H	SIUE	60	62
													140	A	Bowling Green	60	77
													158	A	Jacksonville St.	51	65
													158	H	Jacksonville St.	48	44
													166	A	Cincinnati	53	64
													202	A	Southeast Mo. St.	55	69
													221	A	Akron	45	62
													227	A	UT Martin	49	77
													229	H	UNCG	70	59
													240	A	Austin Peay	45	59
													294	A	Murray St.	68	75
													318	A	Western Caro.	62	59
													332	A	Tennessee Tech	76	68
													332	H	Tennessee Tech	55	53
													344	H	Eastern Ill.	67	51

LAST 12 Division I GAMES:																	
294	A	Murray St.	68	75	344	H	Eastern Ill.	67	51								
240	A	Austin Peay	45	59	134	H	SIUE	60	62								
158	H	Jacksonville St.	48	44	332	A	Tennessee Tech	76	68								
332	H	Tennessee Tech	55	53	158	A	Jacksonville St.	51	65								
202	A	Southeast Mo. St.	55	69	96	A	George Mason	41	64								
227	A	UT Martin	49	77	123	H	Kent St.	57	65								

Non-Div I Games: Ohio Christian 69 45

Eastern Ky.

Average RPI Win: 190

Average RPI Loss: 157

WON-LOST
RECORDWINNING
PCT. RANKLAST 10
GAMESSTRENGTH OF
SCHEDULEOPP. STRENGTH
OF SCHEDULETEAM
RPIADJ.
RPICONF.
RPIADJ CONF.
RPIDIV. I ONLY
DIV. I NON-CONF.8- 11
3- 7223
2546- 4
2- 1221
332173
322207
308207
3087
87
8

TOTALS

RPI 1-25

RPI 26-50

W-L RECORDS

RPI 51-100

RPI 101-999

RPI 201+

8- 11

0- 1

0- 1

OVERALL

2- 0

6- 9

3- 3

4- 2

0- 0

0- 0

HOME

2- 0

2- 2

2- 0

4- 8

0- 1

0- 1

AWAY

0- 0

4- 6

1- 3

0- 1

0- 0

0- 0

NEUTRAL

0- 0

0- 1

0- 0

3- 7

0- 0

0- 1

NON-CONFERENCE

0- 0

3- 6

3- 3

2- 0

0- 0

0- 0

HOME

0- 0

2- 0

2- 0

1- 6

0- 0

0- 1

AWAY

0- 0

1- 5

1- 3

0- 1

0- 0

0- 0

NEUTRAL

0- 0

0- 1

0- 0

5- 4

0- 1

0- 0

CONFERENCE

2- 0

3- 3

0- 0

2- 2

0- 0

0- 0

HOME

2- 0

0- 2

0- 0

3- 2

0- 1

0- 0

AWAY

0- 0

3- 1

0- 0

0- 0

0- 0

0- 0

NEUTRAL

0- 0

0- 0

0- 0

RPI 1-25

RPI 26-50

RPI 51-100

RPI 101+

Team's RPI: 207

RPI S Opponent
25 A BuffaloScore
92 97RPI S Opponent
47 A MinnesotaScore
56 80RPI S Opponent
62 H Toledo
95 H Western Mi ch.Score
70 57
69 67RPI S Opponent
110 A Miami (OH)
110 H Miami (OH)
123 A Kent St.
123 H Kent St.
131 A Cleveland St.
138 A Northern Ill.
140 A Bowling Green
148 A Loyola Marymount
201 N Denver
235 A St. Bonaventure
260 A Illinois St.
288 A Detroit Mercy
320 A Ill. -Chicago
335 H Florida A&M
348 H LongwoodScore
74 59
69 73
69 76
60 67
65 77
83 76
54 52
64 73
54 60
51 70
56 65
78 76
70 73
83 61
73 44

LAST 12 Division I GAMES:

25 A Buffalo
110 H Miami (OH)
138 A Northern Ill.
95 H Western Mi ch.
110 A Miami (OH)
123 A Kent St.92 97
69 73
83 76
69 67
74 59
69 7662 H Toledo
140 A Bowling Green
123 H Kent St.
348 H Longwood
288 A Detroit Mercy
260 A Illinois St.70 57
54 52
60 67
73 44
78 76
56 65

Eastern Mich.

Average RPI Win:	249	WON-LOST	WINNING	LAST 10	STRENGTH OF	OPP. STRENGTH	TEAM	ADJ.	CONF.	ADJ CONF.
Average RPI Loss:	100	RECORD	PCT. RANK	GAMES	SCHEDULE	OF SCHEDULE	RPI	RPI	RPI	RPI
DIV. I ONLY	9- 11	205	6- 4	198	112	211	211	19	19	
DIV. I NON-CONF.	4- 7	226	1- 2	112	158	195	195	14	14	

TOTALS	RPI 1-25	RPI 26-50	W-L RECORDS	RPI 51-100	RPI 101-999	RPI 201+				
9- 11	0- 1	0- 1	OVERALL	0- 4	9- 5	6- 0				
6- 3	0- 0	0- 0	HOME	0- 1	6- 2	3- 0				
2- 7	0- 1	0- 1	AWAY	0- 2	2- 3	2- 0				
1- 1	0- 0	0- 0	NEUTRAL	0- 1	1- 0	1- 0				
4- 7	0- 1	0- 1	NON-CONFERENCE	0- 2	4- 3	3- 0				
2- 2	0- 0	0- 0	HOME	0- 0	2- 2	1- 0				
1- 4	0- 1	0- 1	AWAY	0- 1	1- 1	1- 0				
1- 1	0- 0	0- 0	NEUTRAL	0- 1	1- 0	1- 0				
5- 4	0- 0	0- 0	CONFERENCE	0- 2	5- 2	3- 0				
4- 1	0- 0	0- 0	HOME	0- 1	4- 0	2- 0				
1- 3	0- 0	0- 0	AWAY	0- 1	1- 2	1- 0				
0- 0	0- 0	0- 0	NEUTRAL	0- 0	0- 0	0- 0				

RPI 1-25				RPI 26-50				RPI 51-100				RPI 101+				Team's RPI: 211
RPI	S	Opponent	Score	RPI	S	Opponent	Score	RPI	S	Opponent	Score	RPI	S	Opponent	Score	
7	A	Oregon	40 81	49	A	Purdue	40 65	55	A	Northern Colo.	62 68	121	H	BYU	69 73	
								55	H	Northern Colo.	65 70	133	A	Portland St.	60 75	
								56	A	Gonzaga	45 69	156	A	North Dakota	79 81	
								89	N	Saint Mary's (CA)	56 76	156	H	North Dakota	74 70	
												157	H	Idaho	71 64	
												171	H	Cal Poly	75 72	
												185	A	Fresno St.	56 81	
												199	H	Boise St.	57 61	
												227	N	UT Martin	61 58	
												275	A	Sacramento St.	83 72	
												306	H	Utah Valley	61 41	
												308	H	Southern Utah	58 41	
												316	A	Air Force	65 63	
												328	H	Northern Ariz.	82 62	

LAST 12 Division I GAMES:																
				55	A	Northern Colo.	62 68	133	A	Portland St.	60 75					
				156	A	North Dakota	79 81	156	H	North Dakota	74 70					
				308	H	Southern Utah	58 41	55	H	Northern Colo.	65 70					
				328	H	Northern Ariz.	82 62	227	N	UT Martin	61 58					
				157	H	Idaho	71 64	89	N	Saint Mary's (CA)	56 76					
				275	A	Sacramento St.	83 72	49	A	Purdue	40 65					

Non-Div I Games: Multnomah 88 42

Eastern Wash.

Average RPI Win:	202	WON-LOST	WINNING	LAST 10	STRENGTH OF	OPP. STRENGTH	TEAM	ADJ.	CONF.	ADJ CONF.
Average RPI Loss:	77	RECORD	PCT. RANK	GAMES	SCHEDULE	OF SCHEDULE	RPI	RPI	RPI	RPI
DIV. I ONLY	11- 7	114	5- 5	100	139	82	82	10	10	
DIV. I NON-CONF.	7- 3	74	2- 2	157	86	65	65	12	12	

TOTALS	RPI 1-25	RPI 26-50	W-L RECORDS	RPI 51-100	RPI 101-999	RPI 201+				
11- 7	0- 1	1- 2	OVERALL	1- 1	9- 3	5- 0				
7- 0	0- 0	0- 0	HOME	0- 0	7- 0	4- 0				
3- 6	0- 0	1- 0	AWAY	0- 0	2- 0	1- 0				
1- 1	0- 0	0- 1	NEUTRAL	1- 0	0- 0	0- 0				
7- 3	0- 1	1- 1	NON-CONFERENCE	1- 0	5- 1	3- 0				
3- 0	0- 0	0- 0	HOME	0- 0	3- 0	2- 0				
3- 2	0- 1	1- 0	AWAY	0- 0	2- 1	1- 0				
1- 1	0- 0	0- 1	NEUTRAL	1- 0	0- 0	0- 0				
4- 4	0- 0	0- 1	CONFERENCE	0- 1	4- 2	2- 0				
4- 0	0- 0	0- 0	HOME	0- 0	4- 0	2- 0				
0- 4	0- 0	0- 1	AWAY	0- 1	0- 2	0- 0				
0- 0	0- 0	0- 0	NEUTRAL	0- 0	0- 0	0- 0				

RPI 1-25				RPI 26-50				RPI 51-100				RPI 101+			
RPI	S	Opponent	Score	RPI	S	Opponent	Score	RPI	S	Opponent	Score	RPI	S	Opponent	Score
18	A	NC State	57 70	27	N	Iowa	61 74	83	N	Alabama	60 55	107	A	Wake Forest	51 53
				41	A	Drexel	56 58	87	A	James Madison	67 70	116	A	Delaware	66 80
				50	A	UCF	71 57					116	H	Delaware	64 51
												144	A	William & Mary	75 81
												149	A	Davidson	75 58
												162	H	Northeastern	78 71
												198	H	Hampton	82 59
												228	A	N. C. A&T	90 59
												276	H	Towson	84 61
												280	H	UNCW	75 67
												334	H	N. C. Central	78 50
												341	H	Winthrop	98 37
LAST 12 Division I GAMES:															
				41	A	Drexel	56 58	116	A	Delaware	66 80				
				116	H	Delaware	64 51	280	H	UNCW	75 67				
				276	H	Towson	84 61	334	H	N. C. Central	78 50				
				144	A	William & Mary	75 81	18	A	NC State	57 70				
				87	A	James Madison	67 70	149	A	Davidson	75 58				
				162	H	Northeastern	78 71	107	A	Wake Forest	51 53				

Non-Div I Games: Coker

106 54

El on

Average RPI Win:	294	WON-LOST	WINNING	LAST 10	STRENGTH OF	OPP. STRENGTH	TEAM	ADJ.	CONF.	ADJ CONF.
Average RPI Loss:	207	RECORD	PCT. RANK	GAMES	SCHEDULE	OF SCHEDULE	RPI	RPI	RPI	RPI

DIV. I ONLY	1- 16	341	0- 10	285	314	347	347	24	24
DIV. I NON-CONF.	1- 8	313	0- 3	305	339	344	344	22	22

TOTALS	RPI 1-25	RPI 26-50	W-L RECORDS	RPI 51-100	RPI 101-999	RPI 201+			
1- 16	0- 0	0- 1	OVERALL	0- 0	1- 15	1- 10			
1- 5	0- 0	0- 0	HOME	0- 0	1- 5	1- 3			
0- 11	0- 0	0- 0	AWAY	0- 0	0- 3	0- 2			
0- 0	0- 0	0- 0	NEUTRAL	0- 0	0- 0	0- 0			
1- 8	0- 0	0- 1	NON-CONFERENCE	0- 0	1- 7	1- 6			
1- 1	0- 0	0- 0	HOME	0- 0	1- 1	1- 1			
0- 7	0- 0	0- 1	AWAY	0- 0	0- 6	0- 5			
0- 0	0- 0	0- 0	NEUTRAL	0- 0	0- 0	0- 0			
0- 8	0- 0	0- 0	CONFERENCE	0- 0	0- 8	0- 4			
0- 4	0- 0	0- 0	HOME	0- 0	0- 4	0- 2			
0- 4	0- 0	0- 0	AWAY	0- 0	0- 4	0- 2			
0- 0	0- 0	0- 0	NEUTRAL	0- 0	0- 0	0- 0			

RPI 1-25	RPI 26-50	RPI 51-100	RPI 101+	Team's RPI: 347
RPI S Opponent Score	RPI S Opponent Score	RPI S Opponent Score	RPI S Opponent Score	
	46 A Western Ky. 54 92		105 A Kentucky 62 100	
			108 A Drake 66 107	
			125 H Missouri St. 65 95	
			145 H Southern Ill. 62 74	
			155 A UNI 41 65	
			202 A Southeast Mo. St. 65 74	
			217 H Morehead St. 75 82	
			233 H Bradley 59 117	
			240 A Austin Peay 73 82	
			260 H Illinois St. 43 67	
			264 A Valparaiso 59 101	
			267 A Indiana St. 48 56	
			286 A Alabama A&M 56 70	
			294 H Murray St. 89 81	
			320 A Ill. -Chicago 77 96	
			344 A Eastern Ill. 52 79	
LAST 12 Division I GAMES:				
264 A Valparaiso 59 101	125 H Missouri St. 65 95			
233 H Bradley 59 117	145 H Southern Ill. 62 74			
260 H Illinois St. 43 67	202 A Southeast Mo. St. 65 74			
108 A Drake 66 107	320 A Ill. -Chicago 77 96			
155 A UNI 41 65	217 H Morehead St. 75 82			
267 A Indiana St. 48 56	105 A Kentucky 62 100			

Non-Div I Games: Oakland City 96 59 Westminster (MO) 79 53

Average RPI Win:	178	WON-LOST	WINNING	LAST 10	STRENGTH OF	OPP. STRENGTH	TEAM	ADJ.	CONF.	ADJ CONF.
Average RPI Loss:	58	RECORD	PCT. RANK	GAMES	SCHEDULE	OF SCHEDULE	RPI	RPI	RPI	RPI
DIV. I ONLY	17- 3	14	9- 0	115	109	33	33	22	22	
DIV. I NON-CONF.	11- 3	46	3- 1	46	35	16	16	20	20	

TOTALS	RPI 1-25	RPI 26-50	W-L RECORDS	RPI 51-100	RPI 101-999	RPI 201+				
17- 3	0- 1	2- 0	OVERALL	1- 2	14- 0	7- 0				
9- 0	0- 0	1- 0	HOME	1- 0	7- 0	2- 0				
6- 1	0- 0	0- 0	AWAY	0- 0	6- 0	5- 0				
2- 2	0- 1	1- 0	NEUTRAL	0- 1	1- 0	0- 0				
11- 3	0- 1	2- 0	NON-CONFERENCE	1- 2	8- 0	3- 0				
5- 0	0- 0	1- 0	HOME	1- 0	3- 0	0- 0				
4- 1	0- 0	0- 0	AWAY	0- 1	4- 0	3- 0				
2- 2	0- 1	1- 0	NEUTRAL	0- 1	1- 0	0- 0				
6- 0	0- 0	0- 0	CONFERENCE	0- 0	6- 0	4- 0				
4- 0	0- 0	0- 0	HOME	0- 0	4- 0	2- 0				
2- 0	0- 0	0- 0	AWAY	0- 0	2- 0	2- 0				
0- 0	0- 0	0- 0	NEUTRAL	0- 0	0- 0	0- 0				

RPI 1-25				RPI 26-50				Team's RPI: 33				RPI 51-100				RPI 101+			
RPI	S	Opponent	Score	RPI	S	Opponent	Score	RPI	S	Opponent	Score	RPI	S	Opponent	Score	RPI	S	Opponent	Score
6	N	Ohio St.	62 104	29	N	DePaul	89 84	67	H	Harvard	65 56	105	H	Kentucky	70 64				
				40	H	South Dakota St.	87 78	77	N	Belmont	65 75	114	H	Jacksonville	63 58				
								92	A	Chattanooga	61 68	123	N	Kent St.	80 62				
												134	H	SIUE	66 49				
												169	H	Illinois	85 61				
												175	H	Stetson	80 40				
												195	A	Siena	63 50				
												215	A	Abilene Christian	94 55				
												221	A	Akron	82 63				
												252	A	Lipscomb	68 54				
												265	A	Kennesaw St.	78 57				
												273	A	FIU	88 52				
												305	H	USC Upstate	93 60				
												342	H	NJIT	90 66				
LAST 12 Division I GAMES:																			
114	H	Jacksonville	63 58	40	H	South Dakota St.	87 78	134	H	SIUE	66 49	67	H	Harvard	65 56	92	A	Chattanooga	61 68
252	A	Lipscomb	68 54	134	H	SIUE	66 49	67	H	Harvard	65 56	105	H	Kentucky	70 64	215	A	Abilene Christian	94 55
265	A	Kennesaw St.	78 57	67	H	Harvard	65 56	92	A	Chattanooga	61 68								
305	H	USC Upstate	93 60	92	A	Chattanooga	61 68												
342	H	NJIT	90 66	105	H	Kentucky	70 64												
175	H	Stetson	80 40	215	A	Abilene Christian	94 55												

Non-Div I Games: Southeastern (FL) 76 66 Ave Maria 99 35 Fla. Memorial 82 43

FGCU

Loss, Non-Conf, S Site, H Home A Away N Neutral

F
I
UF
I
U

FIU

Average RPI Win:	275	WON-LOST	WINNING	LAST 10	STRENGTH OF	OPP. STRENGTH	TEAM	ADJ.	CONF.	ADJ CONF.
Average RPI Loss:	169	RECORD	PCT. RANK	GAMES	SCHEDULE	OF SCHEDULE	RPI	RPI	RPI	RPI
DIV. I ONLY	8- 12	234	5- 5	287	281	259	259	27	27	
DIV. I NON-CONF.	3- 8	268	0- 3	275	249	290	290	25	25	

TOTALS	RPI 1-25	RPI 26-50	W-L RECORDS	RPI 51-100	RPI 101-999	RPI 201+				
8- 12	0- 1	0- 0	OVERALL	0- 2	8- 9	7- 3				
5- 3	0- 1	0- 0	HOME	0- 0	5- 2	5- 2				
3- 8	0- 0	0- 0	AWAY	0- 2	3- 6	2- 1				
0- 1	0- 0	0- 0	NEUTRAL	0- 0	0- 1	0- 0				
3- 8	0- 1	0- 0	NON-CONFERENCE	0- 1	3- 6	2- 2				
2- 2	0- 1	0- 0	HOME	0- 0	2- 1	2- 1				
1- 5	0- 0	0- 0	AWAY	0- 1	1- 4	0- 1				
0- 1	0- 0	0- 0	NEUTRAL	0- 0	0- 1	0- 0				
5- 4	0- 0	0- 0	CONFERENCE	0- 1	5- 3	5- 1				
3- 1	0- 0	0- 0	HOME	0- 0	3- 1	3- 1				
2- 3	0- 0	0- 0	AWAY	0- 1	2- 2	2- 0				
0- 0	0- 0	0- 0	NEUTRAL	0- 0	0- 0	0- 0				

RPI 1-25				RPI 26-50				RPI 51-100				RPI 101+ Team's RPI: 259			
RPI	S	Opponent	Score	RPI	S	Opponent	Score	RPI	S	Opponent	Score	RPI	S	Opponent	Score
24	H	Villanova	44 73					59	A	Quinnipiac	45 77	144	A	William & Mary	47 57
								93	A	Seton Hall	61 80	162	A	Northeastern	43 63
												172	A	Lehigh	53 56
												177	A	Marist	63 71
												178	N	New Hampshire	61 71
												183	A	Boston College	66 58
												195	A	Siena	40 51
												216	H	Niagara	59 53
												226	H	Richmond	67 72
												261	H	Mt. St. Mary's	76 65
												269	A	Rider	68 57
												269	H	Rider	45 61
												291	A	Canisius	56 52
												295	H	Monmouth	61 55
												325	A	Rhode Island	47 62
												337	H	Saint Peter's	62 41
												349	H	UMass Lowell	78 67

LAST 12 Division I GAMES:															
269	A	Rider	68 57	295	H	Monmouth	61 55								
195	A	Siena	40 51	216	H	Niagara	59 53								
59	A	Quinnipiac	45 77	291	A	Canisius	56 52								
337	H	Saint Peter's	62 41	93	A	Seton Hall	61 80								
177	A	Marist	63 71	325	A	Rhode Island	47 62								
269	H	Rider	45 61	24	H	Villanova	44 73								

Non-Div I Games:

Fairfield

Average RPI Win:	300	WON-LOST	WINNING	LAST 10	STRENGTH OF	OPP. STRENGTH	TEAM	ADJ.	CONF.	ADJ CONF.
Average RPI Loss:	189	RECORD	PCT. RANK	GAMES	SCHEDULE	OF SCHEDULE	RPI	RPI	RPI	RPI
DIV. I ONLY	11- 7	114	5- 5	348	319	277	277	29	29	
DIV. I NON-CONF.	7- 3	74	3- 1	347	321	256	256	29	29	

TOTALS	RPI 1-25	RPI 26-50	W-L RECORDS	RPI 51-100	RPI 101-999	RPI 201+				
11- 7	0- 1	0- 0	OVERALL	0- 0	11- 6	10- 4				
7- 4	0- 0	0- 0	HOME	0- 0	7- 4	6- 2				
4- 3	0- 1	0- 0	AWAY	0- 0	4- 2	4- 2				
0- 0	0- 0	0- 0	NEUTRAL	0- 0	0- 0	0- 0				
7- 3	0- 1	0- 0	NON-CONFERENCE	0- 0	7- 2	6- 2				
5- 1	0- 0	0- 0	HOME	0- 0	5- 1	4- 1				
2- 2	0- 1	0- 0	AWAY	0- 0	2- 1	2- 1				
0- 0	0- 0	0- 0	NEUTRAL	0- 0	0- 0	0- 0				
4- 4	0- 0	0- 0	CONFERENCE	0- 0	4- 4	4- 2				
2- 3	0- 0	0- 0	HOME	0- 0	2- 3	2- 1				
2- 1	0- 0	0- 0	AWAY	0- 0	2- 1	2- 1				
0- 0	0- 0	0- 0	NEUTRAL	0- 0	0- 0	0- 0				

RPI 1-25				RPI 26-50				RPI 51-100				RPI 101+ Team's RPI: 277			
RPI	S	Opponent	Score	RPI	S	Opponent	Score	RPI	S	Opponent	Score	RPI	S	Opponent	Score
17	A	Rutgers	35 101									143	H	Robert Morris	68 77
												146	H	Saint Francis (PA)	56 80
												190	H	Army West Point	58 56
												224	H	Stony Brook	51 56
												247	H	Sacred Heart	69 59
												251	A	Howard	65 68
												261	A	Mt. St. Mary's	52 55
												271	H	Colgate	61 51
												281	H	Bryant	48 65
												285	A	St. Francis Brooklyn	70 62
												295	H	Monmouth	78 61
												317	H	Central Conn. St.	78 49
												323	A	Wagner	74 64
												337	H	Saint Peter's	69 59
												342	A	NJIT	74 70
												348	A	Longwood	72 52
												349	H	UMass Lowell	60 51

LAST 12 Division I GAMES:															
285	A	St. Francis Brooklyn	70 62	146	H	Saint Francis (PA)	56 80								
247	H	Sacred Heart	69 59	143	H	Robert Morris	68 77								
317	H	Central Conn. St.	78 49	337	H	Saint Peter's	69 59								
281	H	Bryant	48 65	17	A	Rutgers	35 101								
261	A	Mt. St. Mary's	52 55	349	H	UMass Lowell	60 51								
323	A	Wagner	74 64	295	H	Monmouth	78 61								

Non-Div I Games: Rutgers-Newark 76 40

Fairleigh Dickinson

Loss,
Non-Conf, S Site,
H Home
A Away
N Neutral

Average RPI Win:	264	WON-LOST	WINNING	LAST 10	STRENGTH OF	OPP. STRENGTH	TEAM	ADJ.	CONF.	ADJ CONF.
Average RPI Loss:	124	RECORD	PCT. RANK	GAMES	SCHEDULE	OF SCHEDULE	RPI	RPI	RPI	RPI

DIV. I ONLY	10- 8	137	6- 4	199	285	192	192	18	18
DIV. I NON-CONF.	6- 5	153	4- 1	301	250	236	236	19	19
TOTALS	RPI 1-25	RPI 26-50	W-L RECORDS	RPI 51-100	RPI 101-999	RPI 201+			
10- 8	0- 0	0- 0	OVERALL	0- 3	10- 5	9- 1			
7- 3	0- 0	0- 0	HOME	0- 1	7- 2	6- 1			
3- 4	0- 0	0- 0	AWAY	0- 2	3- 2	3- 0			
0- 1	0- 0	0- 0	NEUTRAL	0- 0	0- 1	0- 0			
6- 5	0- 0	0- 0	NON-CONFERENCE	0- 2	6- 3	6- 1			
4- 2	0- 0	0- 0	HOME	0- 1	4- 1	4- 1			
2- 2	0- 0	0- 0	AWAY	0- 1	2- 1	2- 0			
0- 1	0- 0	0- 0	NEUTRAL	0- 0	0- 1	0- 0			
4- 3	0- 0	0- 0	CONFERENCE	0- 1	4- 2	3- 0			
3- 1	0- 0	0- 0	HOME	0- 0	3- 1	2- 0			
1- 2	0- 0	0- 0	AWAY	0- 1	1- 1	1- 0			
0- 0	0- 0	0- 0	NEUTRAL	0- 0	0- 0	0- 0			

RPI 1-25	RPI 26-50	RPI 51-100	RPI 101+	Team's RPI: 192
RPI S Opponent Score	RPI S Opponent Score	RPI S Opponent Score	RPI S Opponent Score	
		63 A Nebraska 69 86	111 H Ri ce 53 67	
		65 H Mercer 55 66	127 A UTEP 70 75	
		84 A UAB 57 90	127 H UTEP 72 66	
			137 A Colorado 69 76	
			140 N Bowling Green 55 66	
			204 H Loui si ana Tech 86 72	
			241 H North Flori da 83 75	
			253 H UMKC 65 55	
			263 H Grand Canyon 73 77	
			267 A Indi ana St. 66 58	
			285 H St. Franci s Brookl yn 80 60	
			310 H Delaware St. 90 67	
			312 A Georgi a St. 82 50	
			315 A UTSA 99 65	
			326 H Marshal l 79 59	
LAST 12 Division I GAMES:				
84 A UAB 57 90	326 H Marshal l 79 59			
315 A UTSA 99 65	253 H UMKC 65 55			
204 H Loui si ana Tech 86 72	310 H Delaware St. 90 67			
127 A UTEP 70 75	63 A Nebraska 69 86			
111 H Ri ce 53 67	312 A Georgi a St. 82 50			
127 H UTEP 72 66	241 H North Florida 83 75			

Non-Div I Games:

Fla. Atlantic

Average RPI Win:	202	WON-LOST	WINNING	LAST 10	STRENGTH OF	OPP. STRENGTH	TEAM	ADJ.	CONF.	ADJ CONF.
Average RPI Loss:	84	RECORD	PCT. RANK	GAMES	SCHEDULE	OF SCHEDULE	RPI	RPI	RPI	RPI
DIV. I ONLY	10- 11	188	4- 6	132	50	179	179	2	2	
DIV. I NON-CONF.	8- 5	111	3- 1	250	106	202	202	2	2	

TOTALS	RPI 1-25	RPI 26-50	W-L RECORDS	RPI 51-100	RPI 101-999	RPI 201+				
10- 11	0- 3	1- 1	OVERALL	2- 3	7- 4	5- 1				
6- 7	0- 2	0- 1	HOME	1- 2	5- 2	3- 1				
2- 3	0- 1	1- 0	AWAY	1- 1	0- 1	0- 0				
2- 1	0- 0	0- 0	NEUTRAL	0- 0	2- 1	2- 0				
8- 5	0- 2	1- 0	NON-CONFERENCE	0- 1	7- 2	5- 1				
5- 4	0- 2	0- 0	HOME	0- 1	5- 1	3- 1				
1- 0	0- 0	1- 0	AWAY	0- 0	0- 0	0- 0				
2- 1	0- 0	0- 0	NEUTRAL	0- 0	2- 1	2- 0				
2- 6	0- 1	0- 1	CONFERENCE	2- 2	0- 2	0- 0				
1- 3	0- 0	0- 1	HOME	1- 1	0- 1	0- 0				
1- 3	0- 1	0- 0	AWAY	1- 1	0- 1	0- 0				
0- 0	0- 0	0- 0	NEUTRAL	0- 0	0- 0	0- 0				

RPI 1-25				RPI 26-50				RPI 51-100				RPI 101+ Team's RPI: 179			
RPI	S	Opponent	Score	RPI	S	Opponent	Score	RPI	S	Opponent	Score	RPI	S	Opponent	Score
3	A	Mississippi St.	53 90	37	A	Oklahoma	80 61	83	H	Alabama	54 63	104	A	Auburn	55 84
4	H	Florida St.	54 84	44	H	LSU	59 66	85	A	Arkansas	65 51	105	H	Kentucky	53 56
6	H	Ohio St.	77 103					92	H	Chattanooga	60 65	114	H	Jacksonville	69 59
								98	A	Ole Miss	75 78	164	H	Saint Joseph's	71 51
								98	H	Ole Miss	61 60	175	N	Stetson	71 85
												209	H	Arkansas St.	69 70
												226	N	Richmond	87 80
												310	H	Delaware St.	85 51
												312	H	Georgia St.	82 66
												326	H	Marshall	74 69
												346	N	Savannah St.	90 40

LAST 12 Division I GAMES:															
3	A	Mississippi St.	53 90	83	H	Alabama	54 63	104	A	Auburn	55 84	310	H	Delaware St.	85 51
98	H	Ole Miss	61 60	104	A	Auburn	55 84	164	H	Saint Joseph's	71 51	92	H	Chattanooga	60 65
85	A	Arkansas	65 51	310	H	Delaware St.	85 51	326	H	Marshall	74 69				
44	H	LSU	59 66												
105	H	Kentucky	53 56												
98	A	Ole Miss	75 78												

Non-Div I Games:

Florida

Average RPI Win:	293	WON-LOST	WINNING	LAST 10	STRENGTH OF	OPP. STRENGTH	TEAM	ADJ.	CONF.	ADJ CONF.
Average RPI Loss:	209	RECORD	PCT. RANK	GAMES	SCHEDULE	OF SCHEDULE	RPI	RPI	RPI	RPI
DIV. I ONLY	3- 15	314	2- 8	331	245	335	335	31	31	
DIV. I NON-CONF.	1- 11	331	1- 4	322	200	340	340	30	30	

TOTALS	RPI 1-25	RPI 26-50	W-L RECORDS	RPI 51-100	RPI 101-999	RPI 201+				
3- 15	0- 0	0- 0	OVERALL	0- 2	3- 13	3- 9				
2- 2	0- 0	0- 0	HOME	0- 0	2- 2	2- 2				
1- 12	0- 0	0- 0	AWAY	0- 2	1- 10	1- 6				
0- 1	0- 0	0- 0	NEUTRAL	0- 0	0- 1	0- 1				
1- 11	0- 0	0- 0	NON-CONFERENCE	0- 2	1- 9	1- 7				
0- 2	0- 0	0- 0	HOME	0- 0	0- 2	0- 2				
1- 8	0- 0	0- 0	AWAY	0- 2	1- 6	1- 4				
0- 1	0- 0	0- 0	NEUTRAL	0- 0	0- 1	0- 1				
2- 4	0- 0	0- 0	CONFERENCE	0- 0	2- 4	2- 2				
2- 0	0- 0	0- 0	HOME	0- 0	2- 0	2- 0				
0- 4	0- 0	0- 0	AWAY	0- 0	0- 4	0- 2				
0- 0	0- 0	0- 0	NEUTRAL	0- 0	0- 0	0- 0				

RPI 1-25				RPI 26-50				RPI 51-100				RPI 101+				Team's RPI: 335	
RPI	S	Opponent	Score	RPI	S	Opponent	Score	RPI	S	Opponent	Score	RPI	S	Opponent	Score		
								74	A	Kansas St.	57	81	110	A	Miami (OH)	33	73
								83	A	Alabama	55	91	168	A	Bethune-Cookman	42	44
												173	A	Xavier	52	70	
												198	A	Hampton	65	66	
												207	A	Eastern Mich.	61	83	
												231	A	Texas Tech	63	82	
												236	A	Omaha	73	78	
												241	H	North Florida	68	77	
												247	H	Sacred Heart	68	73	
												251	H	Howard	74	59	
												262	N	A&M-Corpus Christi	55	58	
												287	A	Morgan St.	56	61	
												303	A	Coppin St.	56	62	
												310	H	Delaware St.	59	54	
												318	A	Western Caro.	80	63	
												319	A	UTRGV	38	51	

LAST 12 Division I GAMES:																	
198	A	Hampton	65	66	83	A	Alabama	55	91	173	A	Xavier	52	70			
310	H	Delaware St.	59	54	110	A	Miami (OH)	33	73	241	H	North Florida	68	77			
168	A	Bethune-Cookman	42	44	318	A	Western Caro.	80	63	262	N	A&M-Corpus Christi	55	58			
303	A	Coppin St.	56	62													
287	A	Morgan St.	56	61													
251	H	Howard	74	59													

Non-Div I Games: Lynn 74 37

Florida A&M

Average RPI Win:	121	WON-LOST	WINNING	LAST 10	STRENGTH OF	OPP. STRENGTH	TEAM	ADJ.	CONF.	ADJ CONF.
Average RPI Loss:	19	RECORD	PCT. RANK	GAMES	SCHEDULE	OF SCHEDULE	RPI	RPI	RPI	RPI
DIV. I ONLY	18- 2	7	8- 2	15	47	4	4	1	1	
DIV. I NON-CONF.	12- 1	6	4- 1	50	77	8	8	1	1	
<hr/>										
TOTALS	RPI 1-25	RPI 26-50	W-L RECORDS	RPI 51-100	RPI 101-999	RPI 201+				
18- 2	1- 1	3- 1	OVERALL	4- 0	10- 0	3- 0				
9- 0	0- 0	1- 0	HOME	3- 0	5- 0	2- 0				
9- 2	1- 1	2- 1	AWAY	1- 0	5- 0	1- 0				
0- 0	0- 0	0- 0	NEUTRAL	0- 0	0- 0	0- 0				
12- 1	0- 1	3- 0	NON-CONFERENCE	1- 0	8- 0	3- 0				
6- 0	0- 0	1- 0	HOME	0- 0	5- 0	2- 0				
6- 1	0- 1	2- 0	AWAY	1- 0	3- 0	1- 0				
0- 0	0- 0	0- 0	NEUTRAL	0- 0	0- 0	0- 0				
6- 1	1- 0	0- 1	CONFERENCE	3- 0	2- 0	0- 0				
3- 0	0- 0	0- 0	HOME	3- 0	0- 0	0- 0				
3- 1	1- 0	0- 1	AWAY	0- 0	2- 0	0- 0				
0- 0	0- 0	0- 0	NEUTRAL	0- 0	0- 0	0- 0				

RPI	S	Opponent	Score	RPI	S	Opponent	Score	RPI	S	Opponent	Score	RPI	S	Opponent	Score
5	A	Louisville	50 49	26	A	Syracuse	69 76	60	H	Virginia Tech	107 62	107	A	Wake Forest	81 79
11	A	Texas	72 87	27	A	Iowa	94 93	66	H	Miami (FL)	105 67	113	A	Clemson	69 47
				35	H	Arizona St.	77 66	86	H	North Carolina	103 65	114	H	Jacksonville	82 50
				45	A	Creighton	92 82	87	A	James Madison	79 63	158	A	Jacksonville St.	75 51
												175	H	Stetson	84 39
												179	A	Florida	84 54
												181	H	Samford	87 62
												241	H	North Florida	109 51
												247	H	Sacred Heart	101 52
												255	A	Grambling	96 53
<hr/>															
LAST 12 Division I GAMES:															
5	A	Louisville	50 49	86	H	North Carolina	103 65	114	H	Jacksonville	82 50				
107	A	Wake Forest	81 79	45	A	Creighton	92 82	11	A	Texas	72 87				
60	H	Virginia Tech	107 62	11	A	Texas	72 87	35	H	Arizona St.	77 66				
66	H	Miami (FL)	105 67	26	A	Syracuse	69 76	175	H	Stetson	84 39				
26	A	Syracuse	69 76												
113	A	Clemson	69 47												

Non-Div I Games:

Florida St.

Average RPI Win: 184	WON-LOST	WINNING	LAST 10	STRENGTH OF	OPP. STRENGTH	TEAM	ADJ.	CONF.	ADJ CONF.
Average RPI Loss: 79	RECORD	PCT. RANK	GAMES	SCHEDULE	OF SCHEDULE	RPI	RPI	RPI	RPI
DIV. I ONLY	16- 5	38	9- 1	161	90	76	76	13	13
DIV. I NON-CONF.	9- 4	82	3- 1	117	52	68	68	10	10

TOTALS	RPI 1-25	RPI 26-50	W-L RECORDS	RPI 51-100	RPI 101-999	RPI 201+			
16- 5	0- 1	1- 0	OVERALL	2- 3	13- 1	7- 0			
11- 2	0- 1	0- 0	HOME	2- 1	9- 0	3- 0			
5- 3	0- 0	1- 0	AWAY	0- 2	4- 1	4- 0			
0- 0	0- 0	0- 0	NEUTRAL	0- 0	0- 0	0- 0			
9- 4	0- 1	1- 0	NON-CONFERENCE	2- 2	6- 1	3- 0			
7- 1	0- 1	0- 0	HOME	2- 0	5- 0	2- 0			
2- 3	0- 0	1- 0	AWAY	0- 2	1- 1	1- 0			
0- 0	0- 0	0- 0	NEUTRAL	0- 0	0- 0	0- 0			
7- 1	0- 0	0- 0	CONFERENCE	0- 1	7- 0	4- 0			
4- 1	0- 0	0- 0	HOME	0- 1	4- 0	1- 0			
3- 0	0- 0	0- 0	AWAY	0- 0	3- 0	3- 0			
0- 0	0- 0	0- 0	NEUTRAL	0- 0	0- 0	0- 0			

RPI 1-25				RPI 26-50				RPI 51-100 Team's RPI: 76				RPI 101+			
RPI	S	Opponent	Score	RPI	S	Opponent	Score	RPI	S	Opponent	Score	RPI	S	Opponent	Score
9	H	UCLA	30 67	39	A	St. John's (NY)	67 64	53	H	Dayton	62 63	106	H	Saint Louis	66 63
								55	H	Northern Colo.	48 33	112	H	George Washington	61 50
								58	H	UC Davis	70 62	147	H	Bucknell	71 62
								68	A	Albany (NY)	52 59	149	H	Davidson	66 58
								80	A	Penn St.	60 65	150	H	Pittsburgh	58 55
												153	H	Hartford	69 44
												183	A	Boston College	52 55
												226	A	Richmond	43 38
												235	H	St. Bonaventure	72 48
												238	A	Manhattan	54 48
												290	A	Massachusetts	62 51
												309	A	VCU	64 54
												330	H	UMBC	55 46
												343	H	Iona	78 48
LAST 12 Division I GAMES:															
				235	H	St. Bonaventure	72 48					290	A	Massachusetts	62 51
				226	A	Richmond	43 38					112	H	George Washington	61 50
				53	H	Dayton	62 63					58	H	UC Davis	70 62
				309	A	VCU	64 54					153	H	Hartford	69 44
				149	H	Davidson	66 58					9	H	UCLA	30 67
				106	H	Saint Louis	66 63					147	H	Bucknell	71 62

Non-Div I Games:

Fordham

Average RPI Win:	296	WON-LOST	WINNING	LAST 10	STRENGTH OF	OPP. STRENGTH	TEAM	ADJ.	CONF.	ADJ CONF.
Average RPI Loss:	161	RECORD	PCT. RANK	GAMES	SCHEDULE	OF SCHEDULE	RPI	RPI	RPI	RPI
DIV. I ONLY	3- 15	314	1- 8	157	274	304	304	14	14	
DIV. I NON-CONF.	2- 8	290	0- 3	261	308	332	332	16	16	

TOTALS	RPI 1-25	RPI 26-50	W-L RECORDS	RPI 51-100	RPI 101-999	RPI 201+				
3- 15	0- 1	0- 1	OVERALL	0- 3	3- 10	3- 4				
3- 5	0- 0	0- 0	HOME	0- 1	3- 4	3- 1				
0- 10	0- 1	0- 1	AWAY	0- 2	0- 6	0- 3				
0- 0	0- 0	0- 0	NEUTRAL	0- 0	0- 0	0- 0				
2- 8	0- 1	0- 0	NON-CONFERENCE	0- 2	2- 5	2- 3				
2- 2	0- 0	0- 0	HOME	0- 1	2- 1	2- 1				
0- 6	0- 1	0- 0	AWAY	0- 1	0- 4	0- 2				
0- 0	0- 0	0- 0	NEUTRAL	0- 0	0- 0	0- 0				
1- 7	0- 0	0- 1	CONFERENCE	0- 1	1- 5	1- 1				
1- 3	0- 0	0- 0	HOME	0- 0	1- 3	1- 0				
0- 4	0- 0	0- 1	AWAY	0- 1	0- 2	0- 1				
0- 0	0- 0	0- 0	NEUTRAL	0- 0	0- 0	0- 0				

RPI 1-25				RPI 26-50				RPI 51-100				RPI 101+ Team's RPI: 304			
RPI	S	Opponent	Score	RPI	S	Opponent	Score	RPI	S	Opponent	Score	RPI	S	Opponent	Score
22	A	Michigan	45 77	40	A	South Dakota St.	49 105	75	A	South Dakota	43 85	118	A	Western Ill.	44 91
								77	A	Belmont	42 74	118	H	Western Ill.	64 100
								100	H	Milwaukee	48 60	169	A	Illinois	50 64
												173	A	Xavier	50 62
												188	H	Oral Roberts	48 73
												201	H	Denver	55 73
												236	H	Omaha	76 65
												264	A	Valparaiso	50 68
												270	A	North Dakota St.	56 72
												283	A	Coastal Caro.	58 67
												307	H	Loyola Chicago	79 70
												320	H	Ill.-Chicago	51 67
												344	H	Eastern Ill.	93 77
LAST 12 Division I GAMES:															
40	A	South Dakota St.	49 105	188	H	Oral Roberts	48 73								
270	A	North Dakota St.	56 72	118	H	Western Ill.	64 100								
118	A	Western Ill.	44 91	264	A	Valparaiso	50 68								
75	A	South Dakota	43 85	22	A	Michigan	45 77								
236	H	Omaha	76 65	100	H	Milwaukee	48 60								
201	H	Denver	55 73	344	H	Eastern Ill.	93 77								

Non-Div I Games: Quincy 73 72 Maryville (MO) 70 76 Findlay 55 75

Fort Wayne

Average RPI Win:	202	WON-LOST	WINNING	LAST 10	STRENGTH OF	OPP. STRENGTH	TEAM	ADJ.	CONF.	ADJ CONF.
Average RPI Loss:	176	RECORD	PCT. RANK	GAMES	SCHEDULE	OF SCHEDULE	RPI	RPI	RPI	RPI
DIV. I ONLY	10- 10	172	6- 4	203	188	185	185	16	16	
DIV. I NON-CONF.	5- 6	187	2- 1	154	231	203	203	17	17	
<hr/>										
TOTALS	RPI 1-25	RPI 26-50	W-L RECORDS	RPI 51-100	RPI 101-999	RPI 201+				
10- 10	0- 0	0- 1	OVERALL	0- 1	10- 8	5- 4				
7- 2	0- 0	0- 1	HOME	0- 0	7- 1	4- 1				
3- 8	0- 0	0- 0	AWAY	0- 1	3- 7	1- 3				
0- 0	0- 0	0- 0	NEUTRAL	0- 0	0- 0	0- 0				
5- 6	0- 0	0- 1	NON-CONFERENCE	0- 0	5- 5	2- 3				
4- 2	0- 0	0- 1	HOME	0- 0	4- 1	2- 1				
1- 4	0- 0	0- 0	AWAY	0- 0	1- 4	0- 2				
0- 0	0- 0	0- 0	NEUTRAL	0- 0	0- 0	0- 0				
5- 4	0- 0	0- 0	CONFERENCE	0- 1	5- 3	3- 1				
3- 0	0- 0	0- 0	HOME	0- 0	3- 0	2- 0				
2- 4	0- 0	0- 0	AWAY	0- 1	2- 3	1- 1				
0- 0	0- 0	0- 0	NEUTRAL	0- 0	0- 0	0- 0				

RPI	S	Opponent	Score	RPI	S	Opponent	Score	RPI	S	Opponent	Score	RPI	S	Opponent	Score
				35	H	Arizona St.	49 81	72	A	New Mexico	75 88	102	A	UNLV	74 72
												130	H	Weber St.	81 78
												151	H	Colorado St.	56 45
												152	H	Pacific	81 70
												160	A	Texas St.	59 76
												161	A	San Francisco	62 70
												163	A	Nevada	73 90
												197	A	UC Santa Barbara	64 57
												199	A	Boise St.	66 75
												208	A	UT Arlington	54 67
												211	H	Eastern Wash.	81 56
												219	A	CSUN	72 85
												232	H	Montana	61 58
												237	H	San Diego St.	64 53
												244	H	UC Riverside	56 68
												296	A	Utah St.	52 60
												296	H	Utah St.	57 56
												316	A	Air Force	64 58
<hr/>															
LAST 12 Division I GAMES:															
				296	A	Utah St.	52 60	296	H	Utah St.	57 56				
				102	A	UNLV	74 72	316	A	Air Force	64 58				
				237	H	San Diego St.	64 53	163	A	Nevada	73 90				
				72	A	New Mexico	75 88	130	H	Weber St.	81 78				
				199	A	Boise St.	66 75	161	A	San Francisco	62 70				
				151	H	Colorado St.	56 45	232	H	Montana	61 58				

Non-Div I Games:

Fresno St.

Average RPI Win: 219

Average RPI Loss: 159

WON-LOST
RECORDWINNING
PCT. RANKLAST 10
GAMESSTRENGTH OF
SCHEDULEOPP. STRENGTH
OF SCHEDULETEAM
RPIADJ.
RPICONF.
RPIADJ CONF.
RPIDIV. I ONLY
DIV. I NON-CONF.10- 9
7- 5155
1324- 5
2- 2246
262138
133187
144187
14417
1517
15

TOTALS

RPI 1-25

RPI 26-50

W-L RECORDS

RPI 51-100

RPI 101-999

RPI 201+

10- 9

0- 1

0- 0

OVERALL

2- 2

8- 6

6- 4

6- 2

0- 0

0- 0

HOME

1- 1

5- 1

3- 0

3- 6

0- 0

0- 0

AWAY

0- 0

3- 2

3- 2

1- 1

0- 0

0- 0

NEUTRAL

1- 0

0- 1

0- 0

7- 5

0- 1

0- 0

NON-CONFERENCE

1- 1

6- 3

5- 2

4- 0

0- 0

0- 0

HOME

0- 0

4- 0

3- 0

2- 4

0- 1

0- 0

AWAY

0- 1

2- 2

2- 2

1- 1

0- 0

0- 0

NEUTRAL

1- 0

0- 1

0- 0

3- 4

0- 0

0- 0

CONFERENCE

1- 1

2- 3

1- 2

2- 2

0- 0

0- 0

HOME

1- 1

1- 1

0- 0

1- 2

0- 0

0- 0

AWAY

0- 0

1- 2

1- 2

0- 0

0- 0

0- 0

NEUTRAL

0- 0

0- 0

0- 0

RPI 1-25

RPI 26-50

RPI 51-100

RPI 101+

Team's RPI: 187

RPI	S	Opponent	Score
15	A	Georgia	44 79

RPI	S	Opponent	Score
-----	---	----------	-------

RPI	S	Opponent	Score
65	H	Mercer	64 86
81	N	Ohio	70 68
86	A	North Carolina	56 84
92	H	Chattanooga	58 57

RPI	S	Opponent	Score
128	H	ETSU	57 69
149	H	Davidson	65 62
173	N	Xavier	62 75
181	H	Samford	45 41
206	A	Gardner-Webb	57 71
229	A	UNCG	74 76
243	A	Presbyterian	75 76
256	H	Col. of Charleston	72 58
258	A	UNC Asheville	71 63
265	H	Kennesaw St.	78 59
280	H	UNCW	76 71
282	A	Wofford	48 79
305	A	USC Upstate	80 59
318	A	Western Caro.	68 59

LAST 12 Division I GAMES:

282	A	Wofford	48 79	181	H	Samford	45 41
92	H	Chattanooga	58 57	243	A	Presbyterian	75 76
128	H	ETSU	57 69	258	A	UNC Asheville	71 63
229	A	UNCG	74 76	173	N	Xavier	62 75
318	A	Western Caro.	68 59	81	N	Ohio	70 68
65	H	Mercer	64 86	86	A	North Carolina	56 84

Non-Div I Games:

Bob Jones

93 46

Pfeiffer

102 51

Converse

80 41

Furman

Loss,
 Non-Conf,
 S Site,
 H Home
 A Away
 N Neutral

Average RPI Win:	270	WON-LOST	WINNING	LAST 10	STRENGTH OF	OPP. STRENGTH	TEAM	ADJ.	CONF.	ADJ CONF.
Average RPI Loss:	187	RECORD	PCT. RANK	GAMES	SCHEDULE	OF SCHEDULE	RPI	RPI	RPI	RPI
DIV. I ONLY	2- 16	326	1- 9	182	324	321	321	23	23	
DIV. I NON-CONF.	1- 8	313	0- 3	185	332	302	302	23	23	

TOTALS	RPI 1-25	RPI 26-50	W-L RECORDS	RPI 51-100	RPI 101-999	RPI 201+				
2- 16	0- 0	0- 1	OVERALL	0- 4	2- 11	2- 9				
1- 8	0- 0	0- 0	HOME	0- 2	1- 6	1- 4				
1- 8	0- 0	0- 1	AWAY	0- 2	1- 5	1- 5				
0- 0	0- 0	0- 0	NEUTRAL	0- 0	0- 0	0- 0				
1- 8	0- 0	0- 1	NON-CONFERENCE	0- 3	1- 4	1- 4				
0- 5	0- 0	0- 0	HOME	0- 2	0- 3	0- 3				
1- 3	0- 0	0- 1	AWAY	0- 1	1- 1	1- 1				
0- 0	0- 0	0- 0	NEUTRAL	0- 0	0- 0	0- 0				
1- 8	0- 0	0- 0	CONFERENCE	0- 1	1- 7	1- 5				
1- 3	0- 0	0- 0	HOME	0- 0	1- 3	1- 1				
0- 5	0- 0	0- 0	AWAY	0- 1	0- 4	0- 4				
0- 0	0- 0	0- 0	NEUTRAL	0- 0	0- 0	0- 0				

RPI 1-25				RPI 26-50				RPI 51-100				RPI 101+				Team's RPI: 321
RPI	S	Opponent	Score	RPI	S	Opponent	Score	RPI	S	Opponent	Score	RPI	S	Opponent	Score	
				50	A	UCF	38 62	65	A	Mercer	45 72	117	H	Little Rock	34 64	
								70	H	IUPUI	52 72	160	H	Texas St.	56 81	
								83	H	Alabama	36 84	208	H	UT Arlington	73 68	
								91	A	South Ala.	52 79	209	H	Arkansas St.	62 71	
												218	A	Troy	47 88	
												224	H	Stony Brook	49 68	
												228	A	N.C. A&T	49 60	
												265	H	Kennesaw St.	58 60	
												272	A	Appalachian St.	56 87	
												283	A	Coastal Caro.	51 54	
												312	A	Georgia St.	56 71	
												331	A	South Carolina St.	61 58	
												346	H	Savannah St.	67 71	
LAST 12 Division I GAMES:																
208	H	UT Arlington	73 68	209	H	Arkansas St.	62 71									
160	H	Texas St.	56 81	91	A	South Ala.	52 79									
312	A	Georgia St.	56 71	218	A	Troy	47 88									
272	A	Appalachian St.	56 87	224	H	Stony Brook	49 68									
283	A	Coastal Caro.	51 54	70	H	IUPUI	52 72									
117	H	Little Rock	34 64	265	H	Kennesaw St.	58 60									

Non-Div I Games: Coastal Ga. 68 63 Thomas (GA) 79 51

Ga. Southern

Average RPI Win: 267

Average RPI Loss: 152

WON-LOST
RECORDWINNING
PCT. RANKLAST 10
GAMESSTRENGTH OF
SCHEDULEOPP. STRENGTH
OF SCHEDULETEAM
RPIADJ.
RPICONF.
RPIADJ CONF.
RPI

DIV. I ONLY	11- 6	93	5- 4	321	300	206	206	28	28
DIV. I NON-CONF.	7- 2	50	3- 0	290	228	119	119	28	28
<hr/>									
TOTALS	RPI 1-25	RPI 26-50	W-L RECORDS	RPI 51-100	RPI 101-999	RPI 201+			
11- 6	0- 0	0- 1	OVERALL	0- 0	11- 5	8- 2			
6- 3	0- 0	0- 1	HOME	0- 0	6- 2	4- 1			
5- 3	0- 0	0- 0	AWAY	0- 0	5- 2	4- 1			
0- 0	0- 0	0- 0	NEUTRAL	0- 0	0- 0	0- 0			
7- 2	0- 0	0- 1	NON-CONFERENCE	0- 0	7- 1	5- 0			
4- 1	0- 0	0- 1	HOME	0- 0	4- 0	3- 0			
3- 1	0- 0	0- 0	AWAY	0- 0	3- 1	2- 0			
0- 0	0- 0	0- 0	NEUTRAL	0- 0	0- 0	0- 0			
4- 4	0- 0	0- 0	CONFERENCE	0- 0	4- 4	3- 2			
2- 2	0- 0	0- 0	HOME	0- 0	2- 2	1- 1			
2- 2	0- 0	0- 0	AWAY	0- 0	2- 2	2- 1			
0- 0	0- 0	0- 0	NEUTRAL	0- 0	0- 0	0- 0			

RPI 1-25				RPI 26-50				RPI 51-100				RPI 101+ Team's RPI: 206			
RPI	S	Opponent	Score	RPI	S	Opponent	Score	RPI	S	Opponent	Score	RPI	S	Opponent	Score
				50	H	UCF	30 65					105	A	Kentucky	34 72
												120	A	High Point	80 83
												141	H	Liberty	60 85
												149	A	Davidson	70 65
												187	H	Furman	71 57
												200	H	Radford	69 53
												217	A	Morehead St.	68 60
												243	A	Presbyterian	69 72
												254	H	Campbell	44 73
												261	A	Mt. St. Mary's	75 67
												282	H	Wofford	73 55
												305	H	USC Upstate	60 39
												318	H	Western Caro.	70 67
												329	H	Charleston So.	68 52
												341	A	Winthrop	66 59
												348	A	Longwood	61 54
<hr/>															
LAST 12 Division I GAMES:															
				341	A	Winthrop	66 59	200	H	Radford	69 53				
				254	H	Campbell	44 73	120	A	High Point	80 83				
				329	H	Charleston So.	68 52	318	H	Western Caro.	70 67				
				243	A	Presbyterian	69 72	261	A	Mt. St. Mary's	75 67				
				141	H	Liberty	60 85	149	A	Davidson	70 65				
				348	A	Longwood	61 54	282	H	Wofford	73 55				

Non-Div I Games:

Montreat

83 26

Converse

82 59

Pfeiffer

72 53

Gardner-Webb

■ Loss,
 ■ Non-Conf,
 ■ S Site,
 ■ Home
 ■ A Away
 N Neutral

Average RPI Win:	235	WON-LOST	WINNING	LAST 10	STRENGTH OF	OPP. STRENGTH	TEAM	ADJ.	CONF.	ADJ CONF.
Average RPI Loss:	75	RECORD	PCT. RANK	GAMES	SCHEDULE	OF SCHEDULE	RPI	RPI	RPI	RPI
DIV. I ONLY	16- 5	38	7- 3	275	166	96	96	13	13	
DIV. I NON-CONF.	11- 3	46	4- 1	278	262	105	105	10	10	

TOTALS	RPI 1-25	RPI 26-50	W-L RECORDS	RPI 51-100	RPI 101-999	RPI 201+				
16- 5	0- 1	0- 1	OVERALL	1- 1	15- 2	12- 0				
12- 0	0- 0	0- 0	HOME	1- 0	11- 0	9- 0				
3- 5	0- 0	0- 0	AWAY	0- 0	3- 2	3- 0				
1- 0	0- 0	0- 0	NEUTRAL	0- 0	1- 0	0- 0				
11- 3	0- 1	0- 1	NON-CONFERENCE	1- 0	10- 1	9- 0				
9- 0	0- 0	0- 0	HOME	1- 0	8- 0	8- 0				
1- 3	0- 1	0- 1	AWAY	0- 0	1- 1	1- 0				
1- 0	0- 0	0- 0	NEUTRAL	0- 0	1- 0	0- 0				
5- 2	0- 0	0- 0	CONFERENCE	0- 1	5- 1	3- 0				
3- 0	0- 0	0- 0	HOME	0- 0	3- 0	1- 0				
2- 2	0- 0	0- 0	AWAY	0- 1	2- 1	2- 0				
0- 0	0- 0	0- 0	NEUTRAL	0- 0	0- 0	0- 0				

RPI 1-25				RPI 26-50				RPI 51-100				Team's RPI: 96				RPI 101+			
RPI	S	Opponent	Score	RPI	S	Opponent	Score	RPI	S	Opponent	Score	RPI	S	Opponent	Score	RPI	S	Opponent	Score
22	A	Michigan	61 75	48	A	Houston	73 82	54	A	Duquesne	64 71	106	H	Saint Louis	81 72	108	N	Drake	87 75
								71	H	American	71 53	112	A	George Washington	52 62	137	A	Colorado	61 76
												149	H	Davidson	74 61	202	H	Southeast Mo. St.	57 38
												210	A	La Salle	69 56	226	H	Richmond	77 56
												239	A	Loyola Maryland	80 72	260	H	Illinois St.	56 37
												266	H	LIU Brooklyn	73 70	293	H	Eastern Ky.	64 41
												298	H	UMES	82 68	324	H	Old Dominion	66 53
												325	A	Rhode Island	92 53	330	H	UMBC	58 38
												348	H	Longwood	60 41				
LAST 12 Division I GAMES:																			
106	H	Saint Louis	81 72	149	H	Davidson	74 61	348	H	Longwood	60 41								
54	A	Duquesne	64 71	48	A	Houston	73 82	330	H	UMBC	58 38								
226	H	Richmond	77 56	293	H	Eastern Ky.	64 41	266	H	LIU Brooklyn	73 70								
325	A	Rhode Island	92 53	210	A	La Salle	69 56												
112	A	George Washington	52 62																

Non-Div I Games:

George Mason

Average RPI Win:	205	WON-LOST	WINNING	LAST 10	STRENGTH OF	OPP. STRENGTH	TEAM	ADJ.	CONF.	ADJ CONF.
Average RPI Loss:	59	RECORD	PCT. RANK	GAMES	SCHEDULE	OF SCHEDULE	RPI	RPI	RPI	RPI
DIV. I ONLY	9- 11	205	6- 4	32	121	112	112	13	13	
DIV. I NON-CONF.	5- 7	212	2- 2	22	76	112	112	10	10	

TOTALS	RPI 1-25	RPI 26-50	W-L RECORDS	RPI 51-100	RPI 101-999	RPI 201+				
9- 11	0- 1	0- 3	OVERALL	2- 5	7- 2	4- 0				
5- 6	0- 0	0- 3	HOME	2- 1	3- 2	1- 0				
4- 5	0- 0	0- 0	AWAY	0- 0	4- 0	3- 0				
0- 0	0- 0	0- 0	NEUTRAL	0- 0	0- 0	0- 0				
5- 7	0- 1	0- 3	NON-CONFERENCE	1- 2	4- 1	2- 0				
3- 4	0- 0	0- 3	HOME	1- 0	2- 1	0- 0				
2- 3	0- 1	0- 0	AWAY	0- 2	2- 0	2- 0				
0- 0	0- 0	0- 0	NEUTRAL	0- 0	0- 0	0- 0				
4- 4	0- 0	0- 0	CONFERENCE	1- 3	3- 1	2- 0				
2- 2	0- 0	0- 0	HOME	1- 1	1- 1	1- 0				
2- 2	0- 0	0- 0	AWAY	0- 2	2- 0	1- 0				
0- 0	0- 0	0- 0	NEUTRAL	0- 0	0- 0	0- 0				

RPI 1-25				RPI 26-50				RPI 51-100				RPI 101+				Team's RPI: 112
RPI	S	Opponent	Score	RPI	S	Opponent	Score	RPI	S	Opponent	Score	RPI	S	Opponent	Score	
23	A	Maryland	54 80	26	H	Syracuse	62 74	51	A	Princeton	52 72	106	H	Saint Louis	69 72	
				30	H	South Fla.	78 83	53	A	Dayton	55 66	129	H	Vanderbilt	59 69	
				40	H	South Dakota St.	88 97	54	H	Duquesne	53 54	132	H	Georgetown	65 54	
								65	A	Mercer	44 61	149	A	Davidson	53 48	
								71	H	American	61 44	189	H	Wiscconsin	61 46	
								76	A	Fordham	50 61	276	A	Towson	66 43	
								96	H	George Mason	62 52	295	A	Monmouth	59 45	
												309	A	VCU	61 39	
												325	H	Rhode Island	65 52	
LAST 12 Division I GAMES:																
106	H	Saint Louis	69 72	309	A	VCU	61 39									
325	H	Rhode Island	65 52	76	A	Fordham	50 61									
53	A	Dayton	55 66	295	A	Monmouth	59 45									
149	A	Davidson	53 48	71	H	American	61 44									
54	H	Duquesne	53 54	23	A	Maryland	54 80									
96	H	George Mason	62 52	65	A	Mercer	44 61									

Non-Div I Games:

George Washington

Average RPI Win:	192	WON-LOST	WINNING	LAST 10	STRENGTH OF	OPP. STRENGTH	TEAM	ADJ.	CONF.	ADJ CONF.
Average RPI Loss:	63	RECORD	PCT. RANK	GAMES	SCHEDULE	OF SCHEDULE	RPI	RPI	RPI	RPI
DIV. I ONLY	9- 11	205	4- 6	112	22	132	132	6	6	
DIV. I NON-CONF.	5- 5	170	1- 1	246	42	175	175	5	5	

TOTALS	RPI 1-25	RPI 26-50	W-L RECORDS	RPI 51-100	RPI 101-999	RPI 201+				
9- 11	1- 2	0- 4	OVERALL	1- 3	7- 2	4- 0				
4- 4	1- 1	0- 2	HOME	0- 1	3- 0	2- 0				
4- 5	0- 1	0- 2	AWAY	1- 1	3- 1	2- 0				
1- 2	0- 0	0- 0	NEUTRAL	0- 1	1- 1	0- 0				
5- 5	0- 1	0- 1	NON-CONFERENCE	0- 1	5- 2	4- 0				
2- 1	0- 0	0- 1	HOME	0- 0	2- 0	2- 0				
2- 2	0- 1	0- 0	AWAY	0- 0	2- 1	2- 0				
1- 2	0- 0	0- 0	NEUTRAL	0- 1	1- 1	0- 0				
4- 6	1- 1	0- 3	CONFERENCE	1- 2	2- 0	0- 0				
2- 3	1- 1	0- 1	HOME	0- 1	1- 0	0- 0				
2- 3	0- 0	0- 2	AWAY	1- 1	1- 0	0- 0				
0- 0	0- 0	0- 0	NEUTRAL	0- 0	0- 0	0- 0				

RPI 1-25				RPI 26-50				RPI 51-100				RPI 101+ Team's RPI: 132			
RPI	S	Opponent	Score	RPI	S	Opponent	Score	RPI	S	Opponent	Score	RPI	S	Opponent	Score
18	A	NC State	49 63	29	H	DePaul	62 78	90	A	Butler	63 52	104	N	Auburn	40 60
19	H	Marquette	85 58	39	A	St. John's (NY)	41 64	90	H	Butler	57 66	112	A	George Washington	54 65
24	H	Villanova	58 60	45	A	Creighton	58 69	92	N	Chattanooga	41 54	173	H	Xavier	65 60
				47	H	Minnesota	63 73	93	A	Seton Hall	65 70	184	N	Northwestern	55 54
												193	A	Providence	75 43
												239	A	Loyola Maryland	72 54
												251	H	Howard	93 41
												273	H	FIU	77 56
												309	A	VCU	71 59
LAST 12 Division I GAMES:															
				90	A	Butler	63 52	90	H	Butler	57 66				
				29	H	DePaul	62 78	173	H	Xavier	65 60				
				19	H	Marquette	85 58	45	A	Creighton	58 69				
				93	A	Seton Hall	65 70	193	A	Providence	75 43				
				39	A	St. John's (NY)	41 64	309	A	VCU	71 59				
				24	H	Villanova	58 60	18	A	NC State	49 63				

Average RPI Win:	148	WON-LOST	WINNING	LAST 10	STRENGTH OF	OPP. STRENGTH	TEAM	ADJ.	CONF.	ADJ CONF.
Average RPI Loss:	7	RECORD	PCT. RANK	GAMES	SCHEDULE	OF SCHEDULE	RPI	RPI	RPI	RPI
DIV. I ONLY	18- 2	7	9- 1	49	43	15	15	2	2	
DIV. I NON-CONF.	12- 1	6	5- 0	119	148	29	29	2	2	

TOTALS	RPI 1-25	RPI 26-50	W-L RECORDS	RPI 51-100	RPI 101-999	RPI 201+				
18- 2	2- 2	1- 0	OVERALL	3- 0	12- 0	6- 0				
11- 2	1- 2	0- 0	HOME	2- 0	8- 0	5- 0				
7- 0	1- 0	1- 0	AWAY	1- 0	4- 0	1- 0				
0- 0	0- 0	0- 0	NEUTRAL	0- 0	0- 0	0- 0				
12- 1	0- 1	1- 0	NON-CONFERENCE	2- 0	9- 0	6- 0				
8- 1	0- 1	0- 0	HOME	1- 0	7- 0	5- 0				
4- 0	0- 0	1- 0	AWAY	1- 0	2- 0	1- 0				
0- 0	0- 0	0- 0	NEUTRAL	0- 0	0- 0	0- 0				
6- 1	2- 1	0- 0	CONFERENCE	1- 0	3- 0	0- 0				
3- 1	1- 1	0- 0	HOME	1- 0	1- 0	0- 0				
3- 0	1- 0	0- 0	AWAY	0- 0	2- 0	0- 0				
0- 0	0- 0	0- 0	NEUTRAL	0- 0	0- 0	0- 0				

RPI	S	Opponent	Score	RPI	S	Opponent	Score	RPI	S	Opponent	Score	RPI	S	Opponent	Score
3	H	Mississippi St.	62 86	31	A	Virginia	64 61	64	H	Georgia Tech	60 53	101	H	Wright St.	87 71
11	H	Texas	53 81					65	A	Mercer	72 54	104	H	Auburn	60 48
12	H	Missouri	62 50					85	H	Arkansas	78 65	105	A	Kentucky	56 42
13	A	Texas A&M	92 84									121	A	BYU	79 63
												129	A	Vanderbilt	81 52
												187	H	Furman	79 44
												228	A	N. C. A&T	73 63
												241	H	North Florida	75 37
												251	H	Howard	87 47
												282	H	Wofford	95 56
												318	H	Western Caro.	76 50
												332	H	Tennessee Tech	56 48

LAST 12 Division I GAMES:															
12	H	Missouri	62 50	3	H	Mississippi St.	62 86	241	H	North Florida	75 37				
104	H	Auburn	60 48					101	H	Wright St.	87 71				
13	A	Texas A&M	92 84					251	H	Howard	87 47				
85	H	Arkansas	78 65					64	H	Georgia Tech	60 53				
105	A	Kentucky	56 42					228	A	N. C. A&T	73 63				
129	A	Vanderbilt	81 52												

Non-Div I Games:

Georgia

Average RPI Win:	263	WON-LOST	WINNING	LAST 10	STRENGTH OF	OPP. STRENGTH	TEAM	ADJ.	CONF.	ADJ CONF.
Average RPI Loss:	172	RECORD	PCT. RANK	GAMES	SCHEDULE	OF SCHEDULE	RPI	RPI	RPI	RPI
DIV. I ONLY	3- 15	314	1- 9	178	206	312	312	23	23	
DIV. I NON-CONF.	2- 7	286	1- 2	154	97	274	274	23	23	

TOTALS	RPI 1-25	RPI 26-50	W-L RECORDS	RPI 51-100	RPI 101-999	RPI 201+				
3- 15	0- 1	0- 1	OVERALL	0- 2	3- 11	2- 7				
3- 6	0- 0	0- 1	HOME	0- 0	3- 5	2- 2				
0- 9	0- 0	0- 0	AWAY	0- 0	0- 0	0- 0				
0- 0	0- 0	0- 0	NEUTRAL	0- 0	0- 0	0- 0				
2- 7	0- 1	0- 1	NON-CONFERENCE	0- 1	2- 4	1- 2				
2- 2	0- 0	0- 1	HOME	0- 0	2- 1	1- 0				
0- 5	0- 1	0- 0	AWAY	0- 1	0- 3	0- 2				
0- 0	0- 0	0- 0	NEUTRAL	0- 0	0- 0	0- 0				
1- 8	0- 0	0- 0	CONFERENCE	0- 1	1- 7	1- 5				
1- 4	0- 0	0- 0	HOME	0- 0	1- 4	1- 2				
0- 4	0- 0	0- 0	AWAY	0- 1	0- 3	0- 3				
0- 0	0- 0	0- 0	NEUTRAL	0- 0	0- 0	0- 0				

RPI 1-25				RPI 26-50				RPI 51-100				RPI 101+ Team's RPI: 312			
RPI	S	Opponent	Score	RPI	S	Opponent	Score	RPI	S	Opponent	Score	RPI	S	Opponent	Score
3	A	Mississippi St.	50 106	46	H	Western Ky.	63 74	64	A	Georgia Tech	51 75	117	H	Little Rock	50 65
								91	A	South Ala.	52 88	158	H	Jacksonville St.	55 41
												160	H	Texas St.	63 83
												179	A	Florida	66 82
												192	H	Fla. Atlantic	50 82
												208	H	UT Arlington	76 81
												209	H	Arkansas St.	58 75
												218	A	Troy	86 90
												265	A	Kennesaw St.	61 71
												272	A	Appalachian St.	62 77
												280	A	UNCW	62 74
												283	A	Coastal Caro.	49 64
												309	H	VCU	61 56
												321	H	Ga. Southern	71 56
LAST 12 Division I GAMES:															
160	H	Texas St.	63 83	117	H	Little Rock	50 65								
208	H	UT Arlington	76 81	218	A	Troy	86 90								
321	H	Ga. Southern	71 56	91	A	South Ala.	52 88								
283	A	Coastal Caro.	49 64	280	A	UNCW	62 74								
272	A	Appalachian St.	62 77	158	H	Jacksonville St.	55 41								
209	H	Arkansas St.	58 75	192	H	Fla. Atlantic	50 82								

Non-Div I Games: Allen 101 56 North Greenville 91 89

Georgia St.

Average RPI Win: 187

Average RPI Loss: 36

WON-LOST
RECORDWINNING
PCT. RANKLAST 10
GAMESSTRENGTH OF
SCHEDULEOPP. STRENGTH
OF SCHEDULETEAM
RPIADJ.
RPICONF.
RPIADJ CONF.
RPIDIV. I ONLY
DIV. I NON-CONF.13- 8
11- 2105
234- 6
3- 127
8682
25764
3764
371
11
1

TOTALS

RPI 1-25

RPI 26-50

W-L RECORDS

RPI 51-100

RPI 101-999

RPI 201+

13- 8

0- 5

1- 1

OVERALL

1- 1

11- 1

6- 0

10- 2

0- 2

1- 0

HOME

0- 0

9- 0

5- 0

2- 5

0- 2

0- 1

AWAY

1- 1

1- 1

1- 0

1- 1

0- 1

0- 0

NEUTRAL

0- 0

1- 0

0- 0

11- 2

0- 2

1- 0

NON-CONFERENCE

1- 0

9- 0

6- 0

8- 0

0- 0

1- 0

HOME

0- 0

7- 0

5- 0

2- 1

0- 1

0- 0

AWAY

1- 0

1- 0

1- 0

1- 1

0- 1

0- 0

NEUTRAL

0- 0

1- 0

0- 0

2- 6

0- 3

0- 1

CONFERENCE

0- 1

2- 1

0- 0

2- 2

0- 2

0- 0

HOME

0- 0

2- 0

0- 0

0- 4

0- 1

0- 1

AWAY

0- 1

0- 1

0- 0

0- 0

0- 0

0- 0

NEUTRAL

0- 0

0- 0

0- 0

RPI 1-25

RPI	S	Opponent	Score
2	H	Notre Dame	54 77
5	H	Louisville	71 74
10	N	Baylor	57 80
15	A	Georgia	53 60
18	A	NC State	43 56

RPI 26-50

RPI	S	Opponent	Score
26	A	Syracuse	77 88
49	H	Purdue	68 55

RPI 51-100

Team's RPI: 64

RPI	S	Opponent	Score
51	A	Princeton	67 56
60	A	Virginia Tech	62 68

RPI 101+

RPI	S	Opponent	Score
107	H	Wake Forest	79 67
109	N	Penn	69 55
113	H	Clemson	66 33
122	H	Middle Tenn.	48 45
150	A	Pittsburgh	62 68
167	H	Southern Miss.	63 44
208	H	UT Arlington	80 52
265	H	Kennesaw St.	86 48
272	A	Appalachian St.	75 41
312	H	Georgia St.	75 51
329	H	Charleston So.	78 51
331	H	South Carolina St.	86 40

LAST 12 Division I GAMES:

60	A	Virginia Tech	62 68	113	H	Clemson	66 33
107	H	Wake Forest	79 67	5	H	Louisville	71 74
150	A	Pittsburgh	62 68	167	H	Southern Miss.	63 44
18	A	NC State	43 56	329	H	Charleston So.	78 51
2	H	Notre Dame	54 77	15	A	Georgia	53 60
26	A	Syracuse	77 88	208	H	UT Arlington	80 52

Non-Div I Games:

Georgia Tech

Loss,
 Non-Conf, S Site,
 H Home
A Away
 N Neutral

Average RPI Win:	182	WON-LOST	WINNING	LAST 10	STRENGTH OF	OPP. STRENGTH	TEAM	ADJ.	CONF.	ADJ CONF.
Average RPI Loss:	90	RECORD	PCT. RANK	GAMES	SCHEDULE	OF SCHEDULE	RPI	RPI	RPI	RPI
DIV. I ONLY	17- 4	27	10- 0	131	129	56	56	12	12	
DIV. I NON-CONF.	7- 4	102	2- 0	36	144	54	54	11	11	

TOTALS	RPI 1-25	RPI 26-50	W-L RECORDS	RPI 51-100	RPI 101-999	RPI 201+				
17- 4	0- 0	0- 1	OVERALL	2- 1	15- 2	7- 0				
9- 1	0- 0	0- 0	HOME	0- 0	9- 1	4- 0				
7- 1	0- 0	0- 0	AWAY	2- 0	5- 1	3- 0				
1- 2	0- 0	0- 1	NEUTRAL	0- 1	1- 0	0- 0				
7- 4	0- 0	0- 1	NON-CONFERENCE	1- 1	6- 2	2- 0				
4- 1	0- 0	0- 0	HOME	0- 0	4- 1	1- 0				
2- 1	0- 0	0- 0	AWAY	1- 0	1- 1	1- 0				
1- 2	0- 0	0- 1	NEUTRAL	0- 1	1- 0	0- 0				
10- 0	0- 0	0- 0	CONFERENCE	1- 0	9- 0	5- 0				
5- 0	0- 0	0- 0	HOME	0- 0	5- 0	3- 0				
5- 0	0- 0	0- 0	AWAY	1- 0	4- 0	2- 0				
0- 0	0- 0	0- 0	NEUTRAL	0- 0	0- 0	0- 0				

RPI S Opponent	Score	RPI S Opponent	Score	RPI S Opponent	Score	RPI S Opponent	Score
		29 N DePaul	71 88	77 N Belmont	63 71	102 H UNLV	50 52
				78 A Washington St.	64 56	118 H Western Ill.	80 65
				89 A Saint Mary's (CA)	73 65	123 N Kent St.	77 57
						133 H Portland St.	91 52
						146 H Saint Francis (PA)	97 74
						148 H Loyola Marymount	77 67
						151 A Colorado St.	49 65
						152 A Pacific	99 72
						161 A San Francisco	81 57
						161 H San Francisco	74 47
						211 H Eastern Wash.	69 45
						223 H Pepperdine	73 51
						232 A Montana	70 55
						257 A Santa Clara	63 51
						257 H Santa Clara	71 44
						299 A Portland	70 56
						299 H Portland	75 36
LAST 12 Division I GAMES:							
161 A San Francisco	81 57	148 H Loyola Marymount	77 67				
299 H Portland	75 36	223 H Pepperdine	73 51				
257 H Santa Clara	71 44	257 A Santa Clara	63 51				
89 A Saint Mary's (CA)	73 65	152 A Pacific	99 72				
161 H San Francisco	74 47	118 H Western Ill.	80 65				
299 A Portland	70 56	146 H Saint Francis (PA)	97 74				

Non-Div I Games:

Gonzaga

Average RPI Win:	304	WON-LOST	WINNING	LAST 10	STRENGTH OF	OPP. STRENGTH	TEAM	ADJ.	CONF.	ADJ CONF.
Average RPI Loss:	162	RECORD	PCT. RANK	GAMES	SCHEDULE	OF SCHEDULE	RPI	RPI	RPI	RPI
DIV. I ONLY	8- 11	223	5- 5	299	286	255	255	32	32	
DIV. I NON-CONF.	3- 8	268	0- 4	240	110	261	261	32	32	

TOTALS	RPI 1-25	RPI 26-50	W-L RECORDS	RPI 51-100	RPI 101-999	RPI 201+				
8- 11	0- 1	0- 0	OVERALL	0- 3	8- 7	8- 4				
5- 2	0- 1	0- 0	HOME	0- 0	5- 1	5- 1				
3- 8	0- 0	0- 0	AWAY	0- 0	3- 1	3- 1				
0- 1	0- 0	0- 0	NEUTRAL	0- 1	0- 0	0- 0				
3- 8	0- 1	0- 0	NON-CONFERENCE	0- 3	3- 4	3- 2				
2- 1	0- 1	0- 0	HOME	0- 0	2- 0	2- 0				
1- 6	0- 0	0- 0	AWAY	0- 2	1- 4	1- 2				
0- 1	0- 0	0- 0	NEUTRAL	0- 1	0- 0	0- 0				
5- 3	0- 0	0- 0	CONFERENCE	0- 0	5- 3	5- 2				
3- 1	0- 0	0- 0	HOME	0- 0	3- 1	3- 1				
2- 2	0- 0	0- 0	AWAY	0- 0	2- 2	2- 1				
0- 0	0- 0	0- 0	NEUTRAL	0- 0	0- 0	0- 0				

RPI 1-25				RPI 26-50				RPI 51-100				RPI 101+				Team's RPI: 255
RPI	S	Opponent	Score	RPI	S	Opponent	Score	RPI	S	Opponent	Score	RPI	S	Opponent	Score	
4	H	Florida St.	53 96					83	A	Alabama	49 73	173	A	Xavier	67 72	
								85	A	Arkansas	62 79	181	A	Memphis	48 57	
								86	N	North Carolina	63 79	194	A	Southern U.	44 63	
												204	A	Louisiana Tech	53 64	
												209	A	Arkansas St.	56 76	
												245	H	Texas Southern	63 73	
												274	A	Alcorn	75 68	
												286	H	Alabama A&M	78 49	
												289	A	McNeese	75 60	
												297	H	Southeastern La.	61 52	
												302	H	Prairie View	81 79	
												311	H	Alabama St.	93 71	
												314	A	Jackson St.	70 82	
												333	H	La. -Monroe	61 52	
												338	A	Ark. -Pine Bluff	66 57	

LAST 12 Division I GAMES:																
338	A	Ark. -Pine Bluff	66 57	311	H	Alabama St.	93 71									
314	A	Jackson St.	70 82	286	H	Alabama A&M	78 49									
245	H	Texas Southern	63 73	85	A	Arkansas	62 79									
302	H	Prairie View	81 79	181	A	Memphis	48 57									
274	A	Alcorn	75 68	86	N	North Carolina	63 79									
194	A	Southern U.	44 63	209	A	Arkansas St.	56 76									

Non-Div I Games:

Grambling

Loss,
Non-Conf,
S Site,
H Home
A Away
N Neutral

Grand Canyon

Through Games Of Jan. 27, 2018

Average RPI Win:	283	WON-LOST	WINNING	LAST 10	STRENGTH OF	OPP. STRENGTH	TEAM	ADJ.	CONF.	ADJ CONF.
Average RPI Loss:	180	RECORD	PCT. RANK	GAMES	SCHEDULE	OF SCHEDULE	RPI	RPI	RPI	RPI
DIV. I ONLY	8- 10	209	7- 2	309	316	263	263	30	30	
DIV. I NON-CONF.	4- 8	239	3- 2	264	289	268	268	31	31	

TOTALS	RPI 1-25	RPI 26-50	W-L RECORDS	RPI 51-100	RPI 101-999	RPI 201+				
8- 10	0- 1	0- 0	OVERALL	0- 0	8- 9	7- 4				
5- 4	0- 1	0- 0	HOME	0- 0	5- 3	5- 2				
3- 6	0- 0	0- 0	AWAY	0- 0	3- 6	2- 2				
0- 0	0- 0	0- 0	NEUTRAL	0- 0	0- 0	0- 0				
4- 8	0- 1	0- 0	NON-CONFERENCE	0- 0	4- 7	3- 2				
2- 3	0- 1	0- 0	HOME	0- 0	2- 2	2- 1				
2- 5	0- 0	0- 0	AWAY	0- 0	2- 5	1- 1				
0- 0	0- 0	0- 0	NEUTRAL	0- 0	0- 0	0- 0				
4- 2	0- 0	0- 0	CONFERENCE	0- 0	4- 2	4- 2				
3- 1	0- 0	0- 0	HOME	0- 0	3- 1	3- 1				
1- 1	0- 0	0- 0	AWAY	0- 0	1- 1	1- 1				
0- 0	0- 0	0- 0	NEUTRAL	0- 0	0- 0	0- 0				

RPI 1-25				RPI 26-50				RPI 51-100				RPI 101+ Team's RPI: 263			
RPI	S	Opponent	Score	RPI	S	Opponent	Score	RPI	S	Opponent	Score	RPI	S	Opponent	Score
14	H	Duke	61 74									102	A	UNLV	47 76
												111	H	Rice	59 69
												135	A	Washington	65 79
												168	A	Bethune-Cookman	60 69
												171	A	Cal Poly	69 75
												192	A	Fla. Atlantic	77 73
												213	H	Seattle U	74 63
												248	A	New Mexico St.	60 64
												253	H	UMKC	59 62
												257	H	Santa Clara	39 38
												264	A	Valparaiso	75 80
												306	H	Utah Valley	81 61
												308	H	Southern Utah	59 54
												319	A	UTRGV	65 59
												328	A	Northern Ariz.	72 54
												336	H	Long Beach St.	63 65
												340	H	Chicago St.	64 36

LAST 12 Division I GAMES:															
306	H	Utah Valley	81 61	257	H	Santa Clara	39 38	308	H	Southern Utah	59 54	328	A	Northern Ariz.	72 54
253	H	UMKC	59 62	308	H	Southern Utah	59 54	135	A	Washington	65 79	336	H	Long Beach St.	63 65
340	H	Chicago St.	64 36	328	A	Northern Ariz.	72 54	336	H	Long Beach St.	63 65	168	A	Bethune-Cookman	60 69
319	A	UTRGV	65 59	135	A	Washington	65 79								
248	A	New Mexico St.	60 64												
213	H	Seattle U	74 63	168	A	Bethune-Cookman	60 69								

Non-Div I Games: Arizona Christian 75 51 Benedictine Mesa 67 53

Grand Canyon

Loss,
Non-Conf, S Site,
H Home
A Away
N Neutral

Average RPI Win:	154	WON-LOST	WINNING	LAST 10	STRENGTH OF	OPP. STRENGTH	TEAM	ADJ.	CONF.	ADJ CONF.
Average RPI Loss:	136	RECORD	PCT. RANK	GAMES	SCHEDULE	OF SCHEDULE	RPI	RPI	RPI	RPI
DIV. I ONLY	18- 2	7	9- 1	72	110	16	16	11	11	
DIV. I NON-CONF.	10- 1	16	3- 0	38	34	7	7	13	13	

TOTALS	RPI 1-25	RPI 26-50	W-L RECORDS	RPI 51-100	RPI 101-999	RPI 201+				
18- 2	1- 1	2- 0	OVERALL	4- 0	11- 1	5- 1				
8- 0	1- 0	1- 0	HOME	2- 0	4- 0	3- 0				
8- 1	0- 0	0- 0	AWAY	2- 0	6- 1	2- 1				
2- 1	0- 1	1- 0	NEUTRAL	0- 0	1- 0	0- 0				
10- 1	1- 1	2- 0	NON-CONFERENCE	2- 0	5- 0	2- 0				
4- 0	1- 0	1- 0	HOME	1- 0	1- 0	1- 0				
4- 0	0- 0	0- 0	AWAY	1- 0	3- 0	1- 0				
2- 1	0- 1	1- 0	NEUTRAL	0- 0	1- 0	0- 0				
8- 1	0- 0	0- 0	CONFERENCE	2- 0	6- 1	3- 1				
4- 0	0- 0	0- 0	HOME	1- 0	3- 0	2- 0				
4- 1	0- 0	0- 0	AWAY	1- 0	3- 1	1- 1				
0- 0	0- 0	0- 0	NEUTRAL	0- 0	0- 0	0- 0				

RPI 1-25				RPI 26-50				RPI 51-100				RPI 101+			
RPI	S	Opponent	Score	RPI	S	Opponent	Score	RPI	S	Opponent	Score	RPI	S	Opponent	Score
3	N	Mississippi St.	46 67	35	N	Arizona St.	61 48	53	A	Dayton	75 64	101	A	Wright St.	58 51
19	H	Marquette	63 55	40	H	South Dakota St.	55 41	70	A	IUPUI	60 34	131	H	Cleveland St.	69 43
								92	H	Chattanooga	60 30	180	A	Oakland	81 48
								100	H	Milwaukee	52 29	184	A	Northwestern	63 57
												189	A	Wisconsin	67 34
												196	N	Columbia	61 43
												233	H	Bradley	72 40
												242	H	Youngstown St.	65 56
												268	A	Northern Ky.	54 62
												288	A	Detroit Mercy	85 27
												307	A	Loyola Chicago	76 39
												320	H	Ill.-Chicago	65 36

LAST 12 Division I GAMES:															
320	H	Ill.-Chicago	65 36	100	H	Milwaukee	52 29	268	A	Northern Ky.	54 62	101	A	Wright St.	58 51
180	A	Oakland	81 48	288	A	Detroit Mercy	85 27	184	A	Northwestern	63 57	233	H	Bradley	72 40
70	A	IUPUI	60 34	131	H	Cleveland St.	69 43	307	A	Loyola Chicago	76 39				
242	H	Youngstown St.	65 56												

Non-Div I Games:

Green Bay

Average RPI Win:	268	WON-LOST	WINNING	LAST 10	STRENGTH OF	OPP. STRENGTH	TEAM	ADJ.	CONF.	ADJ CONF.
Average RPI Loss:	111	RECORD	PCT. RANK	GAMES	SCHEDULE	OF SCHEDULE	RPI	RPI	RPI	RPI
DIV. I ONLY	8- 10	209	6- 3	245	142	198	198	31	31	
DIV. I NON-CONF.	4- 9	249	2- 4	72	40	158	158	30	30	

TOTALS	RPI 1-25	RPI 26-50	W-L RECORDS	RPI 51-100	RPI 101-999	RPI 201+				
8- 10	0- 1	0- 1	OVERALL	1- 5	7- 3	6- 1				
4- 1	0- 0	0- 0	HOME	0- 1	4- 0	3- 0				
3- 8	0- 1	0- 1	AWAY	1- 3	2- 3	2- 1				
1- 1	0- 0	0- 0	NEUTRAL	0- 1	1- 0	1- 0				
4- 9	0- 1	0- 1	NON-CONFERENCE	1- 5	3- 2	2- 0				
2- 1	0- 0	0- 0	HOME	0- 1	2- 0	1- 0				
1- 7	0- 1	0- 1	AWAY	1- 3	0- 2	0- 0				
1- 1	0- 0	0- 0	NEUTRAL	0- 1	1- 0	1- 0				
4- 1	0- 0	0- 0	CONFERENCE	0- 0	4- 1	4- 1				
2- 0	0- 0	0- 0	HOME	0- 0	2- 0	2- 0				
2- 1	0- 0	0- 0	AWAY	0- 0	2- 1	2- 1				
0- 0	0- 0	0- 0	NEUTRAL	0- 0	0- 0	0- 0				

RPI	S	Opponent	Score	RPI	S	Opponent	Score	RPI	S	Opponent	Score	RPI	S	Opponent	Score	Team's RPI: 198
7	A	Oregon	45 87	31	A	Virginia	62 66	57	A	TCU	68 90	174	A	Temple	56 65	
								59	H	Quinnipiac	58 64	181	A	Samford	61 66	
								82	A	Elon	59 82	196	H	Columbia	60 58	
								86	A	North Carolina	70 66	250	N	San Jose St.	81 73	
								92	A	Chattanooga	52 64	298	A	UMES	70 65	
								99	N	Brown	66 73	310	H	Delaware St.	66 62	
												324	H	Old Dominion	50 42	
												331	A	South Carolina St.	70 78	
												335	H	Florida A&M	66 65	
												346	A	Savannah St.	81 53	

LAST 12 Division I GAMES:																
335	H	Florida A&M	66 65	196	H	Columbia	60 58	181	A	Samford	61 66	92	A	Chattanooga	52 64	
331	A	South Carolina St.	70 78	174	A	Temple	56 65	57	A	TCU	68 90	335	H	Florida A&M	66 65	
346	A	Savannah St.	81 53	59	H	Quinnipiac	58 64	298	A	UMES	70 65	346	A	Savannah St.	81 53	
324	H	Old Dominion	50 42													
310	H	Delaware St.	66 62													

Non-Div I Games:

Hampton

Average RPI Win:	252	WON-LOST	WINNING	LAST 10	STRENGTH OF	OPP. STRENGTH	TEAM	ADJ.	CONF.	ADJ CONF.
Average RPI Loss:	106	RECORD	PCT. RANK	GAMES	SCHEDULE	OF SCHEDULE	RPI	RPI	RPI	RPI
DIV. I ONLY	13- 8	105	6- 4	227	230	153	153	20	20	
DIV. I NON-CONF.	8- 5	111	3- 1	144	205	118	118	24	24	

TOTALS	RPI 1-25	RPI 26-50	W-L RECORDS	RPI 51-100	RPI 101-999	RPI 201+				
13- 8	0- 1	0- 1	OVERALL	1- 3	12- 3	10- 1				
7- 3	0- 1	0- 0	HOME	1- 1	6- 1	5- 0				
3- 5	0- 0	0- 0	AWAY	0- 0	3- 1	3- 1				
3- 0	0- 0	0- 0	NEUTRAL	0- 0	3- 0	2- 0				
8- 5	0- 1	0- 1	NON-CONFERENCE	0- 2	8- 1	6- 0				
4- 2	0- 1	0- 0	HOME	0- 0	4- 1	3- 0				
1- 3	0- 0	0- 1	AWAY	0- 2	1- 0	1- 0				
3- 0	0- 0	0- 0	NEUTRAL	0- 0	3- 0	2- 0				
5- 3	0- 0	0- 0	CONFERENCE	1- 1	4- 2	4- 1				
3- 1	0- 0	0- 0	HOME	1- 1	2- 0	2- 0				
2- 2	0- 0	0- 0	AWAY	0- 0	2- 2	2- 1				
0- 0	0- 0	0- 0	NEUTRAL	0- 0	0- 0	0- 0				

RPI 1-25				RPI 26-50				RPI 51-100				RPI 101+				Team's RPI: 153
RPI	S	Opponent	Score	RPI	S	Opponent	Score	RPI	S	Opponent	Score	RPI	S	Opponent	Score	
24	H	Villanova	53 71	26	A	Syracuse	63 75	68	H	Albany (NY)	70 55	116	H	Delaware	63 72	
								73	H	Maine	44 59	119	N	Yale	78 70	
								76	A	Fordham	44 69	154	A	Binghamton	59 64	
								86	A	North Carolina	70 90	195	H	Siena	71 62	
												214	H	Hofstra	60 49	
												216	H	Niagara	83 65	
												224	A	Stony Brook	75 68	
												281	A	Bryant	59 47	
												286	N	Alabama A&M	56 47	
												292	A	Vermont	47 53	
												317	H	Central Conn. St.	68 52	
												329	N	Charleston So.	62 43	
												330	H	UMBC	65 54	
												349	A	UMass Lowell I	81 42	
												349	H	UMass Lowell I	78 56	

LAST 12 Division I GAMES:																
349	H	UMass Lowell I	78 56	224	A	Stony Brook	75 68									
292	A	Vermont	47 53	68	H	Albany (NY)	70 55									
73	H	Maine	44 59	119	N	Yale	78 70									
330	H	UMBC	65 54	76	A	Fordham	44 69									
154	A	Binghamton	59 64	195	H	Siena	71 62									
349	A	UMass Lowell I	81 42	281	A	Bryant	59 47									

Non-Div I Games:

Hartford

Average RPI	Win:	182	WON-LOST	WINNING	LAST 10	STRENGTH OF	OPP. STRENGTH	TEAM	ADJ.	CONF.	ADJ CONF.
Average RPI	Loss:	78	RECORD	PCT. RANK	GAMES	SCHEDULE	OF SCHEDULE	RPI	RPI	RPI	RPI
DIV. I ONLY		11- 6		93	7- 3	59	113	67	67	9	9
DIV. I NON-CONF.		8- 5		111	5- 3	106	108	80	80	9	9

TOTALS	RPI 1-25		RPI 26-50		W-L RECORDS	RPI 51-100		RPI 101-999		RPI 201+	
11- 6	0- 0		0- 2		OVERALL	1- 2		10- 2		5- 0	
8- 0	0- 0		0- 0		HOME	1- 0		7- 0		3- 0	
1- 5	0- 0		0- 2		AWAY	0- 1		1- 2		0- 0	
2- 1	0- 0		0- 0		NEUTRAL	0- 1		2- 0		2- 0	
8- 5	0- 0		0- 2		NON-CONFERENCE	0- 2		8- 1		5- 0	
5- 0	0- 0		0- 0		HOME	0- 0		5- 0		3- 0	
1- 4	0- 0		0- 2		AWAY	0- 1		1- 1		0- 0	
2- 1	0- 0		0- 0		NEUTRAL	0- 1		2- 0		2- 0	
3- 1	0- 0		0- 0		CONFERENCE	1- 0		2- 1		0- 0	
3- 0	0- 0		0- 0		HOME	1- 0		2- 0		0- 0	
0- 1	0- 0		0- 0		AWAY	0- 0		0- 1		0- 0	
0- 0	0- 0		0- 0		NEUTRAL	0- 0		0- 0		0- 0	

RPI 1-25				RPI 26-50				RPI 51-100				Team's RPI: 67				RPI 101+			
RPI	S	Opponent	Score	RPI	S	Opponent	Score	RPI	S	Opponent	Score	RPI	S	Opponent	Score	RPI	S	Opponent	Score
				31	A	Virginia	48 50	53	N	Dayton	66 72	103	A	Dartmouth	56 63				
				33	A	FGCU	56 65	73	A	Maine	51 76	103	H	Dartmouth	76 65				
								99	H	Brown	87 85	119	H	Yale	97 73				
												162	A	Northeastern	79 69				
												174	A	Temple	64 86				
												191	H	Boston U.	80 70				
												195	H	Siena	75 67				
												210	H	La Salle	70 61				
												221	N	Akron	76 63				
												224	H	Stony Brook	60 53				
												228	N	N. C. A&T	64 60				
												247	H	Sacred Heart	70 62				
LAST 12 Division I GAMES:																			
				99	H	Brown	87 85	221	N	Akron	76 63								
				119	H	Yale	97 73	33	A	FGCU	56 65								
				103	H	Dartmouth	76 65	162	A	Northeastern	79 69								
				210	H	La Salle	70 61	174	A	Temple	64 86								
				103	A	Dartmouth	56 63	228	N	N. C. A&T	64 60								
				224	H	Stony Brook	60 53	31	A	Virginia	48 50								

Non-Div I Games:

Harvard

Average RPI Win: 249		WON-LOST	WINNING	LAST 10	STRENGTH OF	OPP. STRENGTH	TEAM	ADJ.	CONF.	ADJ CONF.
Average RPI Loss: 144		RECORD	PCT. RANK	GAMES	SCHEDULE	OF SCHEDULE	RPI	RPI	RPI	RPI
DIV. I ONLY		8- 12	234	2- 7	202	183	246	246	21	21
DIV. I NON-CONF.		6- 6	170	1- 2	143	122	178	178	21	21

TOTALS		RPI 1-25		RPI 26-50	W-L RECORDS		RPI 51-100	RPI 101-999	RPI 201+	
8- 12	0- 2			0- 2	OVERALL		0- 1	8- 7	7- 4	
6- 5	0- 0			0- 2	HOME		0- 0	6- 3	5- 1	
2- 5	0- 0			0- 0	AWAY		0- 1	2- 4	2- 3	
0- 2	0- 2			0- 0	NEUTRAL		0- 0	0- 0	0- 0	
6- 6	0- 2			0- 2	NON-CONFERENCE		0- 0	6- 2	5- 1	
4- 3	0- 0			0- 2	HOME		0- 0	4- 1	3- 0	
2- 1	0- 0			0- 0	AWAY		0- 0	2- 1	2- 1	
0- 2	0- 2			0- 0	NEUTRAL		0- 0	0- 0	0- 0	
2- 6	0- 0			0- 0	CONFERENCE		0- 1	2- 5	2- 3	
2- 2	0- 0			0- 0	HOME		0- 0	2- 2	2- 1	
0- 4	0- 0			0- 0	AWAY		0- 1	0- 3	0- 2	
0- 0	0- 0			0- 0	NEUTRAL		0- 0	0- 0	0- 0	

RPI 1-25				RPI 26-50				RPI 51-100				RPI 101+ Team's RPI: 246			
RPI	S	Opponent	Score	RPI	S	Opponent	Score	RPI	S	Opponent	Score	RPI	S	Opponent	Score
7	N	Oregon	44 85	43	H	Southern Cal i fornia	60 71	58	A	UC Davis	52 76	142	H	Idaho St.	62 64
13	N	Texas A&M	59 103	49	H	Purdue	67 79					176	A	UC Irvine	66 70
												176	H	UC Irvine	67 74
												177	H	Mari st	70 63
												205	H	San Diego	64 63
												212	H	Montana St.	81 75
												213	A	Seattle U	73 58
												219	H	CSUN	58 70
												244	A	UC Ri versi de	57 79
												244	H	UC Ri versi de	63 57
												278	A	Ari zona	65 60
												299	A	Portland	47 76
												301	A	Cal St. Fullerton	57 69
												328	H	Northern Ariz.	84 68
												336	H	Long Beach St.	74 66

LAST 12 Division I GAMES:															
244	H	UC Ri versi de	63 57	58	A	UC Davis	52 76								
219	H	CSUN	58 70	301	A	Cal St. Fullerton	57 69								
176	A	UC Irvine	66 70	7	N	Oregon	44 85								
244	A	UC Ri versi de	57 79	13	N	Texas A&M	59 103								
336	H	Long Beach St.	74 66	278	A	Ari zona	65 60								
176	H	UC Irvine	67 74	142	H	Idaho St.	62 64								

Non-Div I Games: Hawai i Paci fic 67 57

Hawai i

Average RPI Win:	264	WON-LOST	WINNING	LAST 10	STRENGTH OF	OPP. STRENGTH	TEAM	ADJ.	CONF.	ADJ CONF.
Average RPI Loss:	98	RECORD	PCT. RANK	GAMES	SCHEDULE	OF SCHEDULE	RPI	RPI	RPI	RPI
DIV. I ONLY	11- 6	93	9- 1	228	256	120	120	28	28	
DIV. I NON-CONF.	4- 5	202	2- 2	109	83	125	125	28	28	
TOTALS	RPI 1-25	RPI 26-50	W-L RECORDS	RPI 51-100	RPI 101-999	RPI 201+				
11- 6	0- 1	0- 0	OVERALL	0- 3	11- 2	10- 0				
4- 2	0- 0	0- 0	HOME	0- 1	4- 1	4- 0				
7- 4	0- 0	0- 0	AWAY	0- 1	7- 1	6- 0				
0- 0	0- 0	0- 0	NEUTRAL	0- 0	0- 0	0- 0				
4- 5	0- 1	0- 0	NON-CONFERENCE	0- 3	4- 1	3- 0				
1- 2	0- 0	0- 0	HOME	0- 1	1- 1	1- 0				
3- 3	0- 1	0- 0	AWAY	0- 2	3- 0	2- 0				
0- 0	0- 0	0- 0	NEUTRAL	0- 0	0- 0	0- 0				
7- 1	0- 0	0- 0	CONFERENCE	0- 0	7- 1	7- 0				
3- 0	0- 0	0- 0	HOME	0- 0	3- 0	3- 0				
4- 1	0- 0	0- 0	AWAY	0- 0	4- 1	4- 0				
0- 0	0- 0	0- 0	NEUTRAL	0- 0	0- 0	0- 0				

RPI S Opponent Score	RPI S Opponent Score	RPI S Opponent Score	RPI S Opponent Score
14 A Duke 50 77		60 A Virginia Tech 63 86	149 H Davidson 74 82
		81 A Ohio 61 64	175 A Stetson 69 64
		84 H UAB 61 77	200 A Radford 47 50
			203 A Norfolk St. 59 56
			206 H Gardner-Webb 83 80
			229 A UNCG 81 72
			243 H Presbyterian 81 55
			254 A Campbell 62 53
			258 A UNC Asheville 58 45
			318 H Western Caro. 75 69
			329 A Charleston So. 75 74
			341 A Winthrop 79 58
			348 H Longwood 62 41
LAST 12 Division I GAMES:			
329 A Charleston So. 75 74	258 A UNC Asheville 58 45		
200 A Radford 47 50	206 H Gardner-Webb 83 80		
348 H Longwood 62 41	229 A UNCG 81 72		
254 A Campbell 62 53	318 H Western Caro. 75 69		
341 A Winthrop 79 58	149 H Davidson 74 82		
243 H Presbyterian 81 55	60 A Virginia Tech 63 86		

Non-Div I Games: N. C. Wesleyan 111 54 Barton 82 69

High Point

H
o
f
s
t
r
a

Hofstra				Through Games Of Jan. 27, 2018							
Average RPI	Win:	242	WON-LOST	WINNING	LAST 10	STRENGTH OF	OPP. STRENGTH	TEAM	ADJ.	CONF.	ADJ CONF.
Average RPI	Loss:	124	RECORD	PCT. RANK	GAMES	SCHEDULE	OF SCHEDULE	RPI	RPI	RPI	RPI
DIV. I ONLY			10- 10	172	5- 5	257	144	214	214	10	10
DIV. I NON-CONF.			6- 5	153	2- 1	329	208	241	241	12	12

TOTALS		RPI 1-25		RPI 26-50		W-L RECORDS		RPI 51-100	RPI 101-999	RPI 201+	
10- 10		0- 0		0- 2		OVERALL		0- 2	10- 6	8- 1	
5- 5		0- 0		0- 1		HOME		0- 1	5- 3	4- 1	
4- 5		0- 0		0- 1		AWAY		0- 1	4- 3	4- 0	
1- 0		0- 0		0- 0		NEUTRAL		0- 0	1- 0	0- 0	
6- 5		0- 0		0- 0		NON-CONFERENCE		0- 0	6- 5	5- 1	
3- 2		0- 0		0- 0		HOME		0- 0	3- 2	3- 1	
2- 3		0- 0		0- 0		AWAY		0- 0	2- 3	2- 0	
1- 0		0- 0		0- 0		NEUTRAL		0- 0	1- 0	0- 0	
4- 5		0- 0		0- 2		CONFERENCE		0- 2	4- 1	3- 0	
2- 3		0- 0		0- 1		HOME		0- 1	2- 1	1- 0	
2- 2		0- 0		0- 1		AWAY		0- 1	2- 0	2- 0	
0- 0		0- 0		0- 0		NEUTRAL		0- 0	0- 0	0- 0	

H
o
f
s
t
r
a

RPI 1-25				RPI 26-50				RPI 51-100				RPI 101+				Team's RPI: 214	
RPI	S	Opponent	Score	RPI	S	Opponent	Score	RPI	S	Opponent	Score	RPI	S	Opponent	Score		
				41	A	Drexel	38 47	87	A	James Madison	56 73	102	A	UNLV	52 68		
				41	H	Drexel	47 58	87	H	James Madison	42 55	107	N	Wake Forest	69 66		
												116	H	Delaware	51 58		
												144	H	William & Mary	65 54		
												153	A	Hartford	49 60		
												195	H	Siena	60 70		
												196	A	Columbia	53 75		
												222	H	Holy Cross	69 63		
												224	H	Stony Brook	49 73		
												235	H	St. Bonaventure	71 68		
												247	A	Sacred Heart	86 81		
												256	A	Col. of Charleston	75 60		
												256	H	Col. of Charleston	65 60		
												280	A	UNCW	69 61		
												330	H	UMBC	71 55		
												343	A	Iona	68 43		
LAST 12 Division I GAMES:																	
				87	A	James Madison	56 73	256	A	Col. of Charleston	75 60						
				41	H	Drexel	47 58	41	A	Drexel	38 47						
				144	H	William & Mary	65 54	87	H	James Madison	42 55						
				256	H	Col. of Charleston	65 60	235	H	St. Bonaventure	71 68						
				116	H	Delaware	51 58	196	A	Columbia	53 75						
				280	A	UNCW	69 61	343	A	Iona	68 43						

Non-Div I Games:

Hofstra

Average RPI Win:	257	WON-LOST	WINNING	LAST 10	STRENGTH OF	OPP. STRENGTH	TEAM	ADJ.	CONF.	ADJ CONF.
Average RPI Loss:	148	RECORD	PCT. RANK	GAMES	SCHEDULE	OF SCHEDULE	RPI	RPI	RPI	RPI
DIV. I ONLY	10- 11	188	5- 5	252	248	222	222	15	15	
DIV. I NON-CONF.	5- 6	187	1- 1	296	315	251	251	18	18	

TOTALS	RPI 1-25	RPI 26-50	W-L RECORDS	RPI 51-100	RPI 101-999	RPI 201+				
10- 11	0- 0	0- 0	OVERALL	0- 4	10- 7	7- 3				
3- 7	0- 0	0- 0	HOME	0- 3	3- 4	2- 1				
7- 4	0- 0	0- 0	AWAY	0- 1	7- 3	5- 2				
0- 0	0- 0	0- 0	NEUTRAL	0- 0	0- 0	0- 0				
5- 6	0- 0	0- 0	NON-CONFERENCE	0- 2	5- 4	5- 1				
2- 3	0- 0	0- 0	HOME	0- 1	2- 2	2- 0				
3- 3	0- 0	0- 0	AWAY	0- 1	3- 2	3- 1				
0- 0	0- 0	0- 0	NEUTRAL	0- 0	0- 0	0- 0				
5- 5	0- 0	0- 0	CONFERENCE	0- 2	5- 3	2- 2				
1- 4	0- 0	0- 0	HOME	0- 2	1- 2	0- 1				
4- 1	0- 0	0- 0	AWAY	0- 0	4- 1	2- 1				
0- 0	0- 0	0- 0	NEUTRAL	0- 0	0- 0	0- 0				

RPI 1-25				RPI 26-50				RPI 51-100				RPI 101+				Team's RPI: 222
RPI	S	Opponent	Score	RPI	S	Opponent	Score	RPI	S	Opponent	Score	RPI	S	Opponent	Score	
								68	H	Albany (NY)	56 65	103	H	Dartmouth	74 76	
								71	H	American	63 68	147	H	Bucknell	47 71	
								88	H	Navy	58 65	172	H	Lehigh	54 49	
								99	A	Brown	78 82	177	A	Marist	74 85	
												183	H	Boston College	61 70	
												190	A	Army West Point	70 62	
												191	A	Boston U.	60 57	
												214	A	Hofstra	63 69	
												234	A	Lafayette	69 56	
												234	H	Lafayette	65 69	
												239	A	Loyola Maryland	60 77	
												269	A	Rider	83 56	
												271	A	Colgate	71 64	
												281	H	Bryant	59 57	
												292	H	Vermont	64 53	
												325	A	Rhode Island	69 63	
												349	A	UMass Lowell	84 56	

LAST 12 Division I GAMES:																
234	A	Lafayette	69 56	239	A	Loyola Maryland	60 77									
71	H	American	63 68	172	H	Lehigh	54 49									
147	H	Bucknell	47 71	234	H	Lafayette	65 69									
190	A	Army West Point	70 62	271	A	Colgate	71 64									
191	A	Boston U.	60 57	103	H	Dartmouth	74 76									
88	H	Navy	58 65	325	A	Rhode Island	69 63									

Non-Div I Games:

Holy Cross

H
o
u
s
t
o
n

Houston				Through Games Of Jan. 27, 2018							
Average RPI	Win:	172	WON-LOST	WINNING	LAST 10	STRENGTH OF	OPP. STRENGTH	TEAM	ADJ.	CONF.	ADJ CONF.
Average RPI	Loss:	102	RECORD	PCT. RANK	GAMES	SCHEDULE	OF SCHEDULE	RPI	RPI	RPI	RPI
DIV. I ONLY			16- 6	61	7- 3	90	87	48	48	8	8
DIV. I NON-CONF.			11- 3	46	3- 1	99	114	28	28	7	7

TOTALS		RPI 1-25	RPI 26-50		W-L RECORDS		RPI 51-100	RPI 101-999	RPI 201+		
16- 6		0- 3	0- 0		OVERALL		3- 0	13- 3	5- 1		
7- 2		0- 1	0- 0		HOME		1- 0	6- 1	3- 0		
6- 4		0- 2	0- 0		AWAY		1- 0	5- 2	2- 1		
3- 0		0- 0	0- 0		NEUTRAL		1- 0	2- 0	0- 0		
11- 3		0- 2	0- 0		NON-CONFERENCE		2- 0	9- 1	3- 0		
5- 0		0- 0	0- 0		HOME		1- 0	4- 0	2- 0		
3- 3		0- 2	0- 0		AWAY		0- 0	3- 1	1- 0		
3- 0		0- 0	0- 0		NEUTRAL		1- 0	2- 0	0- 0		
5- 3		0- 1	0- 0		CONFERENCE		1- 0	4- 2	2- 1		
2- 2		0- 1	0- 0		HOME		0- 0	2- 1	1- 0		
3- 1		0- 0	0- 0		AWAY		1- 0	2- 1	1- 1		
0- 0		0- 0	0- 0		NEUTRAL		0- 0	0- 0	0- 0		

RPI 1-25				RPI 26-50		Team's RPI: 48		RPI 51-100		RPI 101+	
RPI	S	Opponent	Score	RPI	S	Opponent	Score	RPI	S	Opponent	Score
1	H	UConn	35 95					96	H	George Mason	82 73
13	A	Texas A&M	65 83					97	A	Tulane	98 92
17	A	Rutgers	57 75					100	N	Millwaukee	74 59

LAST 12 Division I GAMES:											
220	H	SMU	60 56	136	H	Wichita St.	73 55				
230	A	East Carolina	78 80	220	A	SMU	85 75				
174	A	Temple	99 75	196	H	Columbia	77 53				
1	H	UConn	35 95	96	H	George Mason	82 73				
166	H	Cincinnati	82 88	300	H	Incarnate Word	98 67				
97	A	Tulane	98 92	17	A	Rutgers	57 75				

H
o
u
s
t
o
n

Non-Div I Games:

Houston

Average RPI Win:	311	WON-LOST	WINNING	LAST 10	STRENGTH OF	OPP. STRENGTH	TEAM	ADJ.	CONF.	ADJ CONF.
Average RPI Loss:	205	RECORD	PCT. RANK	GAMES	SCHEDULE	OF SCHEDULE	RPI	RPI	RPI	RPI
DIV. I ONLY	2- 13	323	2- 8	294	338	327	327	26	26	
DIV. I NON-CONF.	0- 6	337	0- 2	69	335	306	306	26	26	

TOTALS	RPI 1-25	RPI 26-50	W-L RECORDS	RPI 51-100	RPI 101-999	RPI 201+				
2- 13	0- 0	0- 1	OVERALL	0- 0	2- 12	2- 7				
0- 4	0- 0	0- 0	HOME	0- 0	0- 4	0- 3				
2- 9	0- 0	0- 1	AWAY	0- 0	2- 8	2- 4				
0- 0	0- 0	0- 0	NEUTRAL	0- 0	0- 0	0- 0				
0- 6	0- 0	0- 1	NON-CONFERENCE	0- 0	0- 5	0- 2				
0- 0	0- 0	0- 0	HOME	0- 0	0- 0	0- 0				
0- 6	0- 0	0- 1	AWAY	0- 0	0- 5	0- 2				
0- 0	0- 0	0- 0	NEUTRAL	0- 0	0- 0	0- 0				
2- 7	0- 0	0- 0	CONFERENCE	0- 0	2- 7	2- 5				
0- 4	0- 0	0- 0	HOME	0- 0	0- 4	0- 3				
2- 3	0- 0	0- 0	AWAY	0- 0	2- 3	2- 2				
0- 0	0- 0	0- 0	NEUTRAL	0- 0	0- 0	0- 0				

RPI 1-25				RPI 26-50				RPI 51-100				RPI 101+ Team's RPI: 327			
RPI	S	Opponent	Score	RPI	S	Opponent	Score	RPI	S	Opponent	Score	RPI	S	Opponent	Score
				30	A	South Fla.	43 90					111	A	Rice	45 67
												127	A	UTEP	62 69
												139	H	Lamar University	51 79
												186	A	New Orleans	52 70
												188	A	Oral Roberts	56 78
												204	A	Louisiana Tech	62 85
												215	A	Abilene Christian	68 80
												262	A	A&M-Corpus Christi	49 50
												284	H	Nicholls St.	61 73
												289	H	McNeese	74 86
												297	H	Southeastern La.	61 76
												300	A	Incarnate Word	58 56
												322	A	Sam Houston St.	69 61
												333	A	La. -Monroe	73 77
LAST 12 Division I GAMES:															
				262	A	A&M-Corpus Christi	49 50	284	H	Nicholls St.	61 73				
				300	A	Incarnate Word	58 56	186	A	New Orleans	52 70				
				289	H	McNeese	74 86	139	H	Lamar University	51 79				
				297	H	Southeastern La.	61 76	204	A	Louisiana Tech	62 85				
				322	A	Sam Houston St.	69 61	333	A	La. -Monroe	73 77				
				215	A	Abilene Christian	68 80	127	A	UTEP	62 69				

Non-Div I Games: LeTourneau 88 43 Paul Quinn 74 54 Jarvis Christian 78 30 Huston-Tillotson 76 72 Houston Baptist

Average RPI Win: 300
Average RPI Loss: 166

WON-LOST
RECORD

WINNING
PCT. RANK

LAST 10
GAMES

STRENGTH OF
SCHEDULE

OPP. STRENGTH
OF SCHEDULE

TEAM
RPI

ADJ.
RPI

CONF.
RPI

ADJ CONF.
RPI

DIV. I ONLY	7- 13	256	4- 5	170	343	251	251	31	31
DIV. I NON-CONF.	4- 9	249	1- 3	45	322	215	215	30	30
TOTALS	RPI 1-25	RPI 26-50	W-L RECORDS	RPI 51-100	RPI 101-999	RPI 201+			
7- 13	0- 2	0- 0	OVERALL	0- 2	7- 9	7- 4			
5- 4	0- 0	0- 0	HOME	0- 1	5- 3	5- 1			
2- 9	0- 0	0- 0	AWAY	0- 0	2- 1	2- 1			
0- 0	0- 0	0- 0	NEUTRAL	0- 0	0- 0	0- 0			
4- 9	0- 2	0- 0	NON-CONFERENCE	0- 2	4- 5	4- 1			
4- 2	0- 0	0- 0	HOME	0- 1	4- 1	4- 0			
0- 7	0- 2	0- 0	AWAY	0- 1	0- 4	0- 1			
0- 0	0- 0	0- 0	NEUTRAL	0- 0	0- 0	0- 0			
3- 4	0- 0	0- 0	CONFERENCE	0- 0	3- 4	3- 3			
1- 2	0- 0	0- 0	HOME	0- 0	1- 2	1- 1			
2- 2	0- 0	0- 0	AWAY	0- 0	2- 2	2- 2			
0- 0	0- 0	0- 0	NEUTRAL	0- 0	0- 0	0- 0			

RPI	S	Opponent	Score	RPI	S	Opponent	Score	RPI	S	Opponent	Score	RPI	S	Opponent	Score	Team's RPI: 251
15	A	Georgia	47 87					65	A	Mercer	44 70	132	A	Georgetown	41 93	
23	A	Maryland	49 111					99	H	Brown	81 85	144	H	William & Mary	71 83	
												166	A	Cincinnati	53 87	
												168	H	Bethune-Cookman	55 59	
												195	A	Siena	61 72	
												228	H	N. C. A&T	68 76	
												254	H	Campbell	63 61	
												273	H	FIU	69 62	
												277	H	Fairleigh Dickinson	68 65	
												285	H	St. Francis Brooklyn	72 69	
												292	A	Vermont	65 88	
												298	A	UMES	52 58	
												331	A	South Carolina St.	68 58	
												334	H	N. C. Central	69 54	
												335	A	Florida A&M	59 74	
												346	A	Savannah St.	87 59	
LAST 12 Division I GAMES:																
298	A	UMES	52 58	335	A	Florida A&M	59 74									
228	H	N. C. A&T	68 76	99	H	Brown	81 85									
334	H	N. C. Central	69 54	254	H	Campbell	63 61									
346	A	Savannah St.	87 59	65	A	Mercer	44 70									
331	A	South Carolina St.	68 58	15	A	Georgia	47 87									
168	H	Bethune-Cookman	55 59	166	A	Cincinnati	53 87									

Howard

Howard

Non-Div I Games:

Howard

Loss, Non-Conf, S Site, H Home A Away N Neutral

Average RPI Win:	201	WON-LOST	WINNING	LAST 10	STRENGTH OF	OPP. STRENGTH	TEAM	ADJ.	CONF.	ADJ CONF.
Average RPI Loss:	51	RECORD	PCT. RANK	GAMES	SCHEDULE	OF SCHEDULE	RPI	RPI	RPI	RPI
DIV. I ONLY	15- 4	35	8- 2	191	103	70	70	11	11	
DIV. I NON-CONF.	7- 3	74	2- 1	256	31	83	83	13	13	

TOTALS	RPI 1-25	RPI 26-50	W-L RECORDS	RPI 51-100	RPI 101-999	RPI 201+				
15- 4	0- 1	0- 2	OVERALL	3- 0	12- 1	7- 0				
3- 2	0- 1	0- 0	HOME	0- 0	3- 1	2- 0				
11- 2	0- 0	0- 2	AWAY	2- 0	9- 0	5- 0				
1- 0	0- 0	0- 0	NEUTRAL	1- 0	0- 0	0- 0				
7- 3	0- 0	0- 2	NON-CONFERENCE	2- 0	5- 1	3- 0				
1- 1	0- 0	0- 0	HOME	0- 0	1- 1	1- 0				
5- 2	0- 0	0- 2	AWAY	1- 0	4- 0	2- 0				
1- 0	0- 0	0- 0	NEUTRAL	1- 0	0- 0	0- 0				
8- 1	0- 1	0- 0	CONFERENCE	1- 0	7- 0	4- 0				
2- 1	0- 1	0- 0	HOME	0- 0	2- 0	1- 0				
6- 0	0- 0	0- 0	AWAY	1- 0	5- 0	3- 0				
0- 0	0- 0	0- 0	NEUTRAL	0- 0	0- 0	0- 0				

RPI S Opponent	Score	RPI S Opponent	Score	RPI S Opponent	Score	RPI S Opponent	Score
16 H Green Bay	34 60	29 A DePaul	71 85	52 N Wyoming	65 59	101 A Wright St.	64 61
		50 A UCF	59 63	81 A Ohio	76 52	110 H Miami (OH)	83 96
				100 A Milwaukee	70 68	131 A Cleveland St.	77 64
						155 A UNI	54 48
						180 H Oakland	80 64
						181 A Memphis	80 57
						242 A Youngstown St.	65 43
						267 H Indiana St.	86 57
						268 A Northern Ky.	71 35
						288 H Detroit Mercy	90 62
						320 A Ill. -Chicago	82 46
						321 A Ga. Southern	72 52
						332 A Tennessee Tech	68 54
LAST 12 Division I GAMES:							
100 A Milwaukee	70 68	242 A Youngstown St.	65 43				
101 A Wright St.	64 61	131 A Cleveland St.	77 64				
268 A Northern Ky.	71 35	320 A Ill. -Chicago	82 46				
16 H Green Bay	34 60	29 A DePaul	71 85				
180 H Oakland	80 64	321 A Ga. Southern	72 52				
288 H Detroit Mercy	90 62	332 A Tennessee Tech	68 54				

Non-Div I Games: Georgetown (KY) 85 52

IUPUI

Average RPI Win:	201	WON-LOST	WINNING	LAST 10	STRENGTH OF	OPP. STRENGTH	TEAM	ADJ.	CONF.	ADJ CONF.
Average RPI Loss:	125	RECORD	PCT. RANK	GAMES	SCHEDULE	OF SCHEDULE	RPI	RPI	RPI	RPI
DIV. I ONLY	9- 10	196	6- 3	159	91	157	157	19	19	
DIV. I NON-CONF.	3- 7	254	0- 2	64	81	166	166	14	14	

TOTALS	RPI 1-25	RPI 26-50	W-L RECORDS	RPI 51-100	RPI 101-999	RPI 201+				
9- 10	0- 1	0- 1	OVERALL	1- 3	8- 5	4- 4				
4- 4	0- 0	0- 0	HOME	0- 2	4- 2	3- 1				
5- 5	0- 0	0- 0	AWAY	1- 0	4- 0	1- 0				
0- 1	0- 0	0- 0	NEUTRAL	0- 1	0- 0	0- 0				
3- 7	0- 1	0- 1	NON-CONFERENCE	0- 2	3- 3	2- 2				
1- 3	0- 0	0- 0	HOME	0- 1	1- 2	1- 1				
2- 3	0- 1	0- 1	AWAY	0- 0	2- 1	1- 1				
0- 1	0- 0	0- 0	NEUTRAL	0- 1	0- 0	0- 0				
6- 3	0- 0	0- 0	CONFERENCE	1- 1	5- 2	2- 2				
3- 1	0- 0	0- 0	HOME	0- 1	3- 0	2- 0				
3- 2	0- 0	0- 0	AWAY	1- 0	2- 2	0- 2				
0- 0	0- 0	0- 0	NEUTRAL	0- 0	0- 0	0- 0				

RPI 1-25				RPI 26-50				RPI 51-100				RPI 101+				Team's RPI: 157
RPI	S	Opponent	Score	RPI	S	Opponent	Score	RPI	S	Opponent	Score	RPI	S	Opponent	Score	
6	A	Ohio St.	56 99	35	A	Arizona St.	33 77	52	H	Wyoming	64 70	133	A	Portland St.	101 90	
								55	A	Northern Colo.	79 71	135	H	Washington	69 81	
								55	H	Northern Colo.	72 78	151	A	Colorado St.	83 69	
								57	N	TCU	76 86	156	A	North Dakota	78 64	
												156	H	North Dakota	80 75	
												211	A	Eastern Wash.	64 71	
												213	H	Seattle U	60 68	
												215	A	Abilene Christian	72 82	
												219	A	CSUN	80 75	
												275	A	Sacramento St.	64 79	
												301	H	Cal St. Fullerton	80 60	
												308	H	Southern Utah	74 51	
												328	H	Northern Ariz.	83 68	

LAST 12 Division I GAMES:																
156	A	North Dakota	78 64	275	A	Sacramento St.	64 79	55	H	Northern Colo.	72 78	156	H	North Dakota	80 75	
55	A	Northern Colo.	79 71	55	H	Northern Colo.	72 78	156	H	North Dakota	80 75	35	A	Arizona St.	33 77	
328	H	Northern Ariz.	83 68	156	H	North Dakota	80 75	213	H	Seattle U	60 68	52	H	Wyoming	64 70	
308	H	Southern Utah	74 51	35	A	Arizona St.	33 77									
211	A	Eastern Wash.	64 71	213	H	Seattle U	60 68									
133	A	Portland St.	101 90	52	H	Wyoming	64 70									

Non-Div I Games: Eastern Ore. 84 70

Idaho

Average RPI Win:	226	WON-LOST	WINNING	LAST 10	STRENGTH OF	OPP. STRENGTH	TEAM	ADJ.	CONF.	ADJ CONF.
Average RPI Loss:	139	RECORD	PCT. RANK	GAMES	SCHEDULE	OF SCHEDULE	RPI	RPI	RPI	RPI
DIV. I ONLY	10- 7	125	5- 4	284	149	142	142	19	19	
DIV. I NON-CONF.	6- 3	87	2- 1	283	135	98	98	14	14	

TOTALS	RPI 1-25	RPI 26-50	W-L RECORDS	RPI 51-100	RPI 101-999	RPI 201+				
10- 7	0- 0	0- 0	OVERALL	0- 3	10- 4	6- 2				
2- 2	0- 0	0- 0	HOME	0- 1	2- 1	1- 0				
8- 5	0- 0	0- 0	AWAY	0- 0	8- 0	5- 0				
0- 0	0- 0	0- 0	NEUTRAL	0- 0	0- 0	0- 0				
6- 3	0- 0	0- 0	NON-CONFERENCE	0- 2	6- 1	4- 1				
1- 0	0- 0	0- 0	HOME	0- 0	1- 0	1- 0				
5- 3	0- 0	0- 0	AWAY	0- 2	5- 1	3- 1				
0- 0	0- 0	0- 0	NEUTRAL	0- 0	0- 0	0- 0				
4- 4	0- 0	0- 0	CONFERENCE	0- 1	4- 3	2- 1				
1- 2	0- 0	0- 0	HOME	0- 1	1- 1	0- 0				
3- 2	0- 0	0- 0	AWAY	0- 0	3- 2	2- 1				
0- 0	0- 0	0- 0	NEUTRAL	0- 0	0- 0	0- 0				

RPI 1-25				RPI 26-50				RPI 51-100				RPI 101+				Team's RPI: 142	
RPI	S	Opponent	Score	RPI	S	Opponent	Score	RPI	S	Opponent	Score	RPI	S	Opponent	Score		
								52	A	Wyomi ng	53	61	130	A	Weber St.	73	84
								55	H	Northern Colo.	57	63	130	H	Weber St.	70	76
								78	A	Washi ngton St.	55	72	133	A	Portl and St.	88	59
													135	A	Washi ngton	79	59
													156	H	North Dakota	57	46
													176	A	UC Irvi ne	78	72
													213	A	Seattl e U	74	69
													223	A	Pepperdi ne	74	80
													246	A	Hawai i	64	62
													275	A	Sacramento St.	85	71
													296	H	Utah St.	64	44
													306	A	Utah Valley	70	58
													308	A	Southern Utah	70	76
													328	A	Northern Ariz.	75	55
LAST 12 Di vi si on I GAMES:																	
130	A	Weber St.	73	84	308	A	Southern Utah	70	76								
275	A	Sacramento St.	85	71	130	H	Weber St.	70	76								
133	A	Portland St.	88	59	306	A	Utah Valley	70	58								
55	H	Northern Colo.	57	63	246	A	Hawai i	64	62								
156	H	North Dakota	57	46	52	A	Wyomi ng	53	61								
328	A	Northern Ariz.	75	55	78	A	Washi ngton St.	55	72								

Non-Div I Games: Westminster (UT) 83 45 Col. of Idaho 89 32

Idaho St.

Average RPI Win:	270	WON-LOST	WINNING	LAST 10	STRENGTH OF	OPP. STRENGTH	TEAM	ADJ.	CONF.	ADJ CONF.
Average RPI Loss:	193	RECORD	PCT. RANK	GAMES	SCHEDULE	OF SCHEDULE	RPI	RPI	RPI	RPI
DIV. I ONLY	5- 13	286	0- 10	304	275	320	320	11	11	
DIV. I NON-CONF.	5- 4	146	2- 1	345	345	317	317	13	13	

TOTALS	RPI 1-25	RPI 26-50	W-L RECORDS	RPI 51-100	RPI 101-999	RPI 201+				
5- 13	0- 1	0- 0	OVERALL	0- 2	5- 10	5- 7				
4- 6	0- 0	0- 0	HOME	0- 2	4- 4	4- 3				
1- 7	0- 1	0- 0	AWAY	0- 0	1- 6	1- 4				
0- 0	0- 0	0- 0	NEUTRAL	0- 0	0- 0	0- 0				
5- 4	0- 0	0- 0	NON-CONFERENCE	0- 0	5- 4	5- 4				
4- 2	0- 0	0- 0	HOME	0- 0	4- 2	4- 2				
1- 2	0- 0	0- 0	AWAY	0- 0	1- 2	1- 2				
0- 0	0- 0	0- 0	NEUTRAL	0- 0	0- 0	0- 0				
0- 9	0- 1	0- 0	CONFERENCE	0- 2	0- 6	0- 3				
0- 4	0- 0	0- 0	HOME	0- 2	0- 2	0- 1				
0- 5	0- 1	0- 0	AWAY	0- 0	0- 4	0- 2				
0- 0	0- 0	0- 0	NEUTRAL	0- 0	0- 0	0- 0				

RPI 1-25				RPI 26-50				RPI 51-100				RPI 101+				Team's RPI: 320
RPI	S	Opponent	Score	RPI	S	Opponent	Score	RPI	S	Opponent	Score	RPI	S	Opponent	Score	
16	A	Green Bay	36 65					70	H	IUPUI	46 82	101	A	Wright St.	50 60	
								100	H	Milwaukee	53 76	131	A	Cleveland St.	67 70	
												180	H	Oakland	63 67	
												207	H	Eastern Mich.	73 70	
												225	H	North Texas	70 67	
												233	A	Bradley	48 58	
												242	A	Youngstown St.	63 76	
												257	H	Santa Clara	36 45	
												267	H	Indiana St.	55 46	
												268	A	Northern Ky.	53 61	
												288	H	Detroit Mercy	58 61	
												304	A	Fort Wayne	67 51	
												307	A	Loyola Chicago	55 57	
												314	H	Jackson St.	63 76	
												347	H	Evansville	96 77	

LAST 12 Division I GAMES:																
16	A	Green Bay	36 65	131	A	Cleveland St.	67 70									
268	A	Northern Ky.	53 61	242	A	Youngstown St.	63 76									
101	A	Wright St.	50 60	70	H	IUPUI	46 82									
100	H	Milwaukee	53 76	307	A	Loyola Chicago	55 57									
288	H	Detroit Mercy	58 61	225	H	North Texas	70 67									
180	H	Oakland	63 67	347	H	Evansville	96 77									

Non-Div I Games: Bethel (IN) 66 46 Ind.-Northwest 74 56

Average RPI	Win: 241	WON-LOST RECORD	WINNING PCT. RANK	LAST 10 GAMES	STRENGTH OF SCHEDULE	OPP. STRENGTH OF SCHEDULE	TEAM RPI	ADJ. RPI	CONF. RPI	ADJ CONF. RPI
Average RPI	Loss: 58									
DIV. I ONLY	9- 13	231	1- 9	70	72	169	169	3	3	
DIV. I NON-CONF.	9- 5	99	3- 1	208	137	134	134	4	4	

TOTALS	RPI 1-25	RPI 26-50	W-L RECORDS	RPI 51-100	RPI 101-999	RPI 201+				
9- 13	0- 4	0- 3	OVERALL	0- 4	9- 2	6- 0				
6- 6	0- 0	0- 2	HOME	0- 2	6- 2	6- 0				
1- 7	0- 4	0- 1	AWAY	0- 2	1- 0	0- 0				
2- 0	0- 0	0- 0	NEUTRAL	0- 0	2- 0	0- 0				
9- 5	0- 1	0- 1	NON-CONFERENCE	0- 2	9- 1	6- 0				
6- 2	0- 0	0- 0	HOME	0- 1	6- 1	6- 0				
1- 3	0- 1	0- 1	AWAY	0- 1	1- 0	0- 0				
2- 0	0- 0	0- 0	NEUTRAL	0- 0	2- 0	0- 0				
0- 8	0- 3	0- 2	CONFERENCE	0- 2	0- 1	0- 0				
0- 4	0- 0	0- 2	HOME	0- 1	0- 1	0- 0				
0- 4	0- 3	0- 0	AWAY	0- 1	0- 0	0- 0				
0- 0	0- 0	0- 0	NEUTRAL	0- 0	0- 0	0- 0				

RPI 1-25				RPI 26-50				RPI 51-100				RPI 101+ Team's RPI: 169			
RPI	S	Opponent	Score	RPI	S	Opponent	Score	RPI	S	Opponent	Score	RPI	S	Opponent	Score
12	A	Missouri	55 72	27	H	Iowa	71 84	60	H	Virginia Tech	49 96	118	H	Western Ill.	67 77
17	A	Rutgers	37 76	33	A	FGCU	61 85	63	H	Nebraska	72 80	136	N	Wichita St.	68 67
22	A	Michigan	42 86	38	H	Michigan St.	55 67	72	A	New Mexico	68 97	176	N	UC Irvine	65 59
23	A	Maryland	65 100					80	A	Penn St.	59 68	181	A	Memphis	63 47
												184	H	Northwestern	59 74
												233	H	Bradley	74 62
												240	H	Austin Peay	59 47
												267	H	Indiana St.	81 52
												288	H	Detroit Mercy	73 65
												304	H	Fort Wayne	64 50
												340	H	Chicago St.	66 56

LAST 12 Division I GAMES:															
80	A	Penn St.	59 68	184	H	Northwestern	59 74								
22	A	Michigan	42 86	23	A	Maryland	65 100								
38	H	Michigan St.	55 67	12	A	Missouri	55 72								
63	H	Nebraska	72 80	240	H	Austin Peay	59 47								
27	H	Iowa	71 84	288	H	Detroit Mercy	73 65								
17	A	Rutgers	37 76	267	H	Indiana St.	81 52								

Non-Div I Games:

Illinois

Average RPI Win:	232	WON-LOST	WINNING	LAST 10	STRENGTH OF	OPP. STRENGTH	TEAM	ADJ.	CONF.	ADJ CONF.
Average RPI Loss:	173	RECORD	PCT. RANK	GAMES	SCHEDULE	OF SCHEDULE	RPI	RPI	RPI	RPI
DIV. I ONLY	8- 11	223	4- 6	278	240	260	260	24	24	
DIV. I NON-CONF.	6- 5	153	3- 1	214	240	190	190	22	22	

TOTALS	RPI 1-25	RPI 26-50	W-L RECORDS	RPI 51-100	RPI 101-999	RPI 201+				
8- 11	0- 0	0- 0	OVERALL	0- 3	8- 8	5- 4				
5- 5	0- 0	0- 0	HOME	0- 1	5- 4	3- 1				
2- 6	0- 0	0- 0	AWAY	0- 0	2- 1	2- 1				
1- 0	0- 0	0- 0	NEUTRAL	0- 0	1- 0	0- 0				
6- 5	0- 0	0- 0	NON-CONFERENCE	0- 3	6- 2	4- 0				
4- 2	0- 0	0- 0	HOME	0- 1	4- 1	3- 0				
1- 3	0- 0	0- 0	AWAY	0- 2	1- 1	1- 0				
1- 0	0- 0	0- 0	NEUTRAL	0- 0	1- 0	0- 0				
2- 6	0- 0	0- 0	CONFERENCE	0- 0	2- 6	1- 4				
1- 3	0- 0	0- 0	HOME	0- 0	1- 3	0- 1				
1- 3	0- 0	0- 0	AWAY	0- 0	1- 3	1- 3				
0- 0	0- 0	0- 0	NEUTRAL	0- 0	0- 0	0- 0				

RPI	S	Opponent	Score	RPI	S	Opponent	Score	RPI	S	Opponent	Score	RPI	S	Opponent	Score	Team's RPI: 260
90	H	Butler	45 56	96	A	George Mason	37 56	100	A	Milwaukee	59 61	108	H	Drake	58 65	
												125	H	Missouri St.	50 56	
												131	H	Cleveland St.	47 56	
												134	H	SIUE	62 47	
												145	H	Southern Ill.	49 46	
												162	N	Northeastern	65 55	
												180	A	Oakland	43 64	
												207	H	Eastern Mich.	65 56	
												233	H	Bradley	42 62	
												253	H	UMKC	64 53	
												264	A	Valparaiso	50 56	
												267	A	Indiana St.	49 52	
												268	H	Northern Ky.	49 37	
												307	A	Loyola Chicago	59 62	
												336	A	Long Beach St.	59 51	
												347	A	Evansville	67 43	

LAST 12 Division I GAMES:																
108	H	Drake	58 65	264	A	Valparaiso	50 56	233	H	Bradley	42 62	162	N	Northeastern	65 55	
267	A	Indiana St.	49 52	336	A	Long Beach St.	59 51	131	H	Cleveland St.	47 56	207	H	Eastern Mich.	65 56	
347	A	Evansville	67 43	125	H	Missouri St.	50 56									
145	H	Southern Ill.	49 46	307	A	Loyola Chicago	59 62									

Non-Div I Games:

Average RPI Win:	303	WON-LOST	WINNING	LAST 10	STRENGTH OF	OPP. STRENGTH	TEAM	ADJ.	CONF.	ADJ CONF.
Average RPI Loss:	161	RECORD	PCT. RANK	GAMES	SCHEDULE	OF SCHEDULE	RPI	RPI	RPI	RPI
DIV. I ONLY	2- 17	331	2- 8	133	321	300	300	26	26	
DIV. I NON-CONF.	0- 10	337	0- 3	21	312	277	277	26	26	

TOTALS	RPI 1-25	RPI 26-50	W-L RECORDS	RPI 51-100	RPI 101-999	RPI 201+				
2- 17	0- 0	0- 1	OVERALL	0- 4	2- 12	2- 5				
1- 7	0- 0	0- 0	HOME	0- 2	1- 5	1- 3				
1- 10	0- 0	0- 0	AWAY	0- 0	1- 2	1- 0				
0- 0	0- 0	0- 0	NEUTRAL	0- 0	0- 0	0- 0				
0- 10	0- 0	0- 1	NON-CONFERENCE	0- 3	0- 6	0- 3				
0- 3	0- 0	0- 0	HOME	0- 1	0- 2	0- 1				
0- 7	0- 0	0- 1	AWAY	0- 2	0- 4	0- 2				
0- 0	0- 0	0- 0	NEUTRAL	0- 0	0- 0	0- 0				
2- 7	0- 0	0- 0	CONFERENCE	0- 1	2- 6	2- 2				
1- 4	0- 0	0- 0	HOME	0- 1	1- 3	1- 2				
1- 3	0- 0	0- 0	AWAY	0- 0	1- 3	1- 0				
0- 0	0- 0	0- 0	NEUTRAL	0- 0	0- 0	0- 0				

RPI 1-25				RPI 26-50				RPI 51-100				RPI 101+				Team's RPI: 300	
RPI	S	Opponent	Score	RPI	S	Opponent	Score	RPI	S	Opponent	Score	RPI	S	Opponent	Score		
				48	A	Houston	67 98										
								61	A	Oklahoma St.	35 86	111	A	Rice	43 60		
								75	H	South Dakota	51 81	115	A	SFA	49 60		
								79	A	Utah	31 90	130	A	Weber St.	55 79		
								94	H	Central Ark.	35 57	139	A	Lamar University	54 77		
												160	H	Texas St.	33 74		
												186	A	New Orleans	50 52		
												186	H	New Orleans	45 72		
												208	A	UT Arlington	48 61		
												231	A	Texas Tech	54 80		
												284	H	Nicholls St.	64 62		
												289	H	McNeese	57 66		
												290	H	Massachusetts	45 64		
												322	A	Sam Houston St.	56 49		
												327	H	Houston Baptist	56 58		
LAST 12 Division I GAMES:																	
				186	H	New Orleans	45 72	322	A	Sam Houston St.	56 49						
				327	H	Houston Baptist	56 58	284	H	Nicholls St.	64 62						
				186	A	New Orleans	50 52	289	H	McNeese	57 66						
				139	A	Lamar University	54 77	231	A	Texas Tech	54 80						
				115	A	SFA	49 60	48	A	Houston	67 98						
				94	H	Central Ark.	35 57	111	A	Rice	43 60						

Non-Div I Games: Mary Hardin-Baylor 76 58

Incarnate Word

Average RPI Win:	131	WON-LOST	WINNING	LAST 10	STRENGTH OF	OPP. STRENGTH	TEAM	ADJ.	CONF.	ADJ CONF.
Average RPI Loss:	42	RECORD	PCT. RANK	GAMES	SCHEDULE	OF SCHEDULE	RPI	RPI	RPI	RPI
DIV. I ONLY	11- 12	187	4- 6	8	13	69	69	3	3	
DIV. I NON-CONF.	7- 6	165	1- 1	18	55	78	78	4	4	

TOTALS	RPI 1-25	RPI 26-50	W-L RECORDS	RPI 51-100	RPI 101-999	RPI 201+				
11- 12	1- 6	3- 2	OVERALL	1- 3	6- 1	3- 0				
7- 5	1- 2	2- 1	HOME	0- 1	4- 1	2- 0				
3- 5	0- 3	1- 0	AWAY	0- 2	2- 0	1- 0				
1- 2	0- 1	0- 1	NEUTRAL	1- 0	0- 0	0- 0				
7- 6	0- 2	1- 1	NON-CONFERENCE	1- 2	5- 1	3- 0				
4- 3	0- 1	1- 0	HOME	0- 1	3- 1	2- 0				
2- 1	0- 0	0- 0	AWAY	0- 1	2- 0	1- 0				
1- 2	0- 1	0- 1	NEUTRAL	1- 0	0- 0	0- 0				
4- 6	1- 4	2- 1	CONFERENCE	0- 1	1- 0	0- 0				
3- 2	1- 1	1- 1	HOME	0- 0	1- 0	0- 0				
1- 4	0- 3	1- 0	AWAY	0- 1	0- 0	0- 0				
0- 0	0- 0	0- 0	NEUTRAL	0- 0	0- 0	0- 0				

RPI 1-25				RPI 26-50				RPI 51-100 Team's RPI: 69				RPI 101+			
RPI	S	Opponent	Score	RPI	S	Opponent	Score	RPI	S	Opponent	Score	RPI	S	Opponent	Score
5	H	Louisville	59 72	31	N	Virginia	72 82	80	A	Penn St.	74 77	104	H	Auburn	53 65
6	A	Ohio St.	70 85	38	A	Michigan St.	69 65	84	N	UAB	71 63	119	A	Yale	72 68
6	H	Ohio St.	62 77	38	H	Michigan St.	46 68	89	A	Saint Mary's (CA)	82 88	189	H	Wisconsin	69 55
12	N	Missouri	55 75	46	H	Western Ky.	73 71	92	H	Chattanooga	61 64	194	H	Southern U.	64 49
17	H	Rutgers	64 58	49	H	Purdue	72 54					209	H	Arkansas St.	93 51
22	A	Michigan	79 84									225	H	North Texas	68 63
23	A	Maryland	70 74									268	A	Northern Ky.	67 56

LAST 12 Division I GAMES:															
17	H	Rutgers	64 58	49	H	Purdue	72 54	80	A	Penn St.	74 77				
189	H	Wisconsin	69 55	80	A	Ohio St.	70 85	6	A	Ohio St.	70 85				
38	A	Michigan St.	69 65	6	A	Ohio St.	70 85	38	H	Michigan St.	46 68				
23	A	Maryland	70 74	38	H	Michigan St.	46 68	119	A	Yale	72 68				
6	H	Ohio St.	62 77	119	A	Yale	72 68	31	N	Virginia	72 82				
22	A	Michigan	79 84	31	N	Virginia	72 82								

Non-Div I Games:

Indiana

Average RPI Win:	276	WON-LOST	WINNING	LAST 10	STRENGTH OF	OPP. STRENGTH	TEAM	ADJ.	CONF.	ADJ CONF.
Average RPI Loss:	131	RECORD	PCT. RANK	GAMES	SCHEDULE	OF SCHEDULE	RPI	RPI	RPI	RPI
DIV. I ONLY	5- 13	286	4- 6	165	200	267	267	24	24	
DIV. I NON-CONF.	1- 9	318	0- 4	66	176	270	270	22	22	
<hr/>										
TOTALS	RPI 1-25	RPI 26-50	W-L RECORDS	RPI 51-100	RPI 101-999	RPI 201+				
5- 13	0- 0	0- 1	OVERALL	0- 3	5- 9	5- 1				
3- 7	0- 0	0- 1	HOME	0- 1	3- 5	3- 0				
1- 5	0- 0	0- 0	AWAY	0- 1	1- 4	1- 1				
1- 1	0- 0	0- 0	NEUTRAL	0- 1	1- 0	1- 0				
1- 9	0- 0	0- 1	NON-CONFERENCE	0- 3	1- 5	1- 1				
0- 5	0- 0	0- 1	HOME	0- 1	0- 3	0- 0				
0- 3	0- 0	0- 0	AWAY	0- 1	0- 2	0- 1				
1- 1	0- 0	0- 0	NEUTRAL	0- 1	1- 0	1- 0				
4- 4	0- 0	0- 0	CONFERENCE	0- 0	4- 4	4- 0				
3- 2	0- 0	0- 0	HOME	0- 0	3- 2	3- 0				
1- 2	0- 0	0- 0	AWAY	0- 0	1- 2	1- 0				
0- 0	0- 0	0- 0	NEUTRAL	0- 0	0- 0	0- 0				

RPI 1-25				RPI 26-50				RPI 51-100				RPI 101+				Team's RPI: 267
RPI	S	Opponent	Score	RPI	S	Opponent	Score	RPI	S	Opponent	Score	RPI	S	Opponent	Score	
				36	H	Central Mich.	67 77	70	A	IUPUI	57 86	106	H	Saint Louis	59 60	
								75	N	South Dakota	59 71	108	A	Drake	64 85	
								90	H	Butler	51 60	110	H	Miami (OH)	56 68	
												125	H	Missouri St.	63 77	
												145	H	Southern Ill.	45 64	
												155	A	UNI	53 59	
												169	A	Illinois	52 81	
												192	H	Fla. Atlantic	58 66	
												232	N	Montana	57 45	
												233	H	Bradley	65 50	
												260	H	Illinois St.	52 49	
												307	A	Loyola Chicago	73 65	
												320	A	Ill. -Chicago	46 55	
												347	H	Evansville	56 48	
<hr/>																
LAST 12 Division I GAMES:																
307	A	Loyola Chicago	73 65	145	H	Southern Ill.	45 64	125	H	Missouri St.	63 77					
260	H	Illinois St.	52 49	90	H	Butler	51 60	110	H	Miami (OH)	56 68					
233	H	Bradley	65 50	36	H	Central Mich.	67 77									
155	A	UNI	53 59	169	A	Illinois	52 81									
108	A	Drake	64 85													
347	H	Evansville	56 48													

Non-Div I Games: Missouri S&T 84 51

Indiana St.

Average RPI Win:	0	WON-LOST	WINNING	LAST 10	STRENGTH OF	OPP. STRENGTH	TEAM	ADJ.	CONF.	ADJ CONF.
Average RPI Loss:	190	RECORD	PCT. RANK	GAMES	SCHEDULE	OF SCHEDULE	RPI	RPI	RPI	RPI
DIV. I ONLY	0- 20	347	0- 10	231	258	343	343	27	27	
DIV. I NON-CONF.	0- 11	337	0- 3	103	259	318	318	25	25	

TOTALS	RPI 1-25	RPI 26-50	W-L RECORDS	RPI 51-100	RPI 101-999	RPI 201+				
0- 20	0- 0	0- 0	OVERALL	0- 4	0- 16	0- 10				
0- 10	0- 0	0- 0	HOME	0- 2	0- 8	0- 4				
0- 10	0- 0	0- 0	AWAY	0- 2	0- 8	0- 6				
0- 0	0- 0	0- 0	NEUTRAL	0- 0	0- 0	0- 0				
0- 11	0- 0	0- 0	NON-CONFERENCE	0- 3	0- 8	0- 4				
0- 5	0- 0	0- 0	HOME	0- 1	0- 4	0- 1				
0- 6	0- 0	0- 0	AWAY	0- 2	0- 4	0- 3				
0- 0	0- 0	0- 0	NEUTRAL	0- 0	0- 0	0- 0				
0- 9	0- 0	0- 0	CONFERENCE	0- 1	0- 8	0- 6				
0- 5	0- 0	0- 0	HOME	0- 1	0- 4	0- 3				
0- 4	0- 0	0- 0	AWAY	0- 0	0- 4	0- 3				
0- 0	0- 0	0- 0	NEUTRAL	0- 0	0- 0	0- 0				

RPI 1-25				RPI 26-50				RPI 51-100				RPI 101+ Team's RPI: 343			
RPI	S	Opponent	Score	RPI	S	Opponent	Score	RPI	S	Opponent	Score	RPI	S	Opponent	Score
								54	A	Duquesne	59 80	114	A	Jacksonville	62 71
								59	H	Quinnipiac	38 74	124	H	Kansas	58 72
								62	H	Tolledo	57 74	147	H	Bucknell	53 60
								76	A	Fordham	48 78	174	H	Temple	54 59
												195	A	Siena	51 64
												195	H	Siena	48 70
												214	H	Hofstra	43 68
												216	A	Niagara	59 73
												224	A	Stony Brook	46 63
												238	A	Manhattan	63 67
												269	H	Rider	49 62
												278	A	Arizona	58 71
												285	A	St. Francis Brooklyn	63 72
												291	H	Canisius	49 53
												295	A	Monmouth	56 68
												295	H	Monmouth	56 62

LAST 12 Division I GAMES:															
				269	H	Rider	49 62	195	A	Siena	51 64				
				295	A	Monmouth	56 68	291	H	Canisius	49 53				
				195	H	Siena	48 70	216	A	Niagara	59 73				
				238	A	Manhattan	63 67	124	H	Kansas	58 72				
				295	H	Monmouth	56 62	285	A	St. Francis Brooklyn	63 72				
				59	H	Quinnipiac	38 74	224	A	Stony Brook	46 63				

Non-Div I Games:

Iona

Average RPI Win: **136**
 Average RPI Loss: **37**

WON-LOST
RECORD

WINNING
PCT. RANK

LAST 10
GAMES

STRENGTH OF
SCHEDULE

OPP. STRENGTH
OF SCHEDULE

TEAM
RPI

ADJ.
RPI

CONF.
RPI

ADJ CONF.
RPI

DIV. I ONLY	16- 5	38	6- 4	31	46	27	27	3	3
DIV. I NON-CONF.	12- 1	6	4- 0	90	80	22	22	4	4
TOTALS	RPI 1-25	RPI 26-50	W-L RECORDS	RPI 51-100	RPI 101-999	RPI 201+			
16- 5	2- 2	1- 2	OVERALL	3- 1	10- 0	2- 0			
9- 2	2- 1	1- 1	HOME	2- 0	4- 0	1- 0			
4- 3	0- 1	0- 1	AWAY	0- 1	4- 0	0- 0			
3- 0	0- 0	0- 0	NEUTRAL	1- 0	2- 0	1- 0			
12- 1	0- 1	1- 0	NON-CONFERENCE	3- 0	8- 0	2- 0			
7- 1	0- 1	1- 0	HOME	2- 0	4- 0	1- 0			
2- 0	0- 0	0- 0	AWAY	0- 0	2- 0	0- 0			
3- 0	0- 0	0- 0	NEUTRAL	1- 0	2- 0	1- 0			
4- 4	2- 1	0- 2	CONFERENCE	0- 1	2- 0	0- 0			
2- 1	2- 0	0- 1	HOME	0- 0	0- 0	0- 0			
2- 3	0- 1	0- 1	AWAY	0- 1	2- 0	0- 0			
0- 0	0- 0	0- 0	NEUTRAL	0- 0	0- 0	0- 0			

RPI 1-25				RPI 26-50				Team's RPI: 27				RPI 51-100				RPI 101+			
RPI	S	Opponent	Score	RPI	S	Opponent	Score	RPI	S	Opponent	Score	RPI	S	Opponent	Score	RPI	S	Opponent	Score
4	H	Florida St.	93 94	46	H	Western Ky.	104 97	59	H	Qui nni pi ac	83 67	108	H	Drake	79 66				
6	H	Ohio St.	103 89	47	A	Minnesota	72 77	63	A	Nebraska	65 74	126	A	Iowa St.	61 55				
22	H	Michigan	82 72	49	H	Purdue	70 76	82	N	El on	74 61	138	H	Northern Ill.	105 80				
23	A	Maryland	64 80					95	H	Western Mich.	79 56	155	A	UNI	71 47				

Average RPI Win:	189	WON-LOST	WINNING	LAST 10	STRENGTH OF	OPP. STRENGTH	TEAM	ADJ.	CONF.	ADJ CONF.
Average RPI Loss:	55	RECORD	PCT. RANK	GAMES	SCHEDULE	OF SCHEDULE	RPI	RPI	RPI	RPI
DIV. I ONLY	9- 12	218	3- 7	43	39	126	126	5	5	
DIV. I NON-CONF.	6- 5	153	2- 0	230	78	193	193	6	6	

TOTALS	RPI 1-25	RPI 26-50	W-L RECORDS	RPI 51-100	RPI 101-999	RPI 201+				
9- 12	0- 3	0- 5	OVERALL	3- 1	6- 3	5- 0				
6- 5	0- 1	0- 3	HOME	1- 1	5- 0	4- 0				
2- 6	0- 2	0- 1	AWAY	1- 0	1- 3	1- 0				
1- 1	0- 0	0- 1	NEUTRAL	1- 0	0- 0	0- 0				
6- 5	0- 0	0- 2	NON-CONFERENCE	2- 0	4- 3	4- 0				
5- 1	0- 0	0- 1	HOME	1- 0	4- 0	4- 0				
0- 3	0- 0	0- 0	AWAY	0- 0	0- 3	0- 0				
1- 1	0- 0	0- 1	NEUTRAL	1- 0	0- 0	0- 0				
3- 7	0- 3	0- 3	CONFERENCE	1- 1	2- 0	1- 0				
1- 4	0- 1	0- 2	HOME	0- 1	1- 0	0- 0				
2- 3	0- 2	0- 1	AWAY	1- 0	1- 0	1- 0				
0- 0	0- 0	0- 0	NEUTRAL	0- 0	0- 0	0- 0				

RPI 1-25				RPI 26-50				RPI 51-100				RPI 101+				Team's RPI: 126
RPI	S	Opponent	Score	RPI	S	Opponent	Score	RPI	S	Opponent	Score	RPI	S	Opponent	Score	
10	A	Bayl or	49 89	27	H	Iowa	55 61	61	A	Okl ahoma St.	78 69	108	A	Drake	80 83	
10	H	Bayl or	50 79	34	A	West Vi rgi ni a	49 57	74	H	Kansas St.	60 67	124	H	Kansas	71 69	
11	A	Texas	55 87	34	H	West Vi rgi ni a	59 69	75	H	South Dakota	81 76	129	A	Vanderbi l t	74 77	
				36	N	Central Mi ch.	60 81	97	N	Tul ane	67 64	155	A	UNI	53 57	
				37	H	Okl ahoma	69 74					231	A	Texas Tech	66 54	
												244	H	UC Ri versi de	89 66	
												253	H	UMKC	61 45	
												284	H	Ni chol l s St.	75 47	
												334	H	N. C. Central	99 58	

LAST 12 Di vi si on I GAMES:																
11	A	Texas	55 87	34	A	West Vi rgi ni a	49 57	10	A	Bayl or	49 89					
61	A	Okl ahoma St.	78 69	37	H	Okl ahoma	69 74	124	H	Kansas	71 69					
34	H	West Vi rgi ni a	59 69					284	H	Ni chol l s St.	75 47					
10	H	Bayl or	50 79					244	H	UC Ri versi de	89 66					
231	A	Texas Tech	66 54													
74	H	Kansas St.	60 67													

Non-Di v I Games:

Iowa St.

Average RPI Win: 298

Average RPI Loss: 261

WON-LOST
RECORDWINNING
PCT. RANKLAST 10
GAMESSTRENGTH OF
SCHEDULEOPP. STRENGTH
OF SCHEDULETEAM
RPIADJ.
RPICONF.
RPIADJ CONF.
RPIDIV. I ONLY
DIV. I NON-CONF.7- 6
2- 3149
2145- 4
0- 3349
349339
280314
346314
34632
3232
32

TOTALS

RPI 1-25

RPI 26-50

W-L RECORDS

RPI 51-100

RPI 101-999

RPI 201+

7- 6
4- 2
3- 4
0- 00- 0
0- 0
0- 0
0- 00- 0
0- 0
0- 0
0- 0OVERALL
HOME
AWAY
NEUTRAL0- 0
0- 0
0- 0
0- 07- 6
4- 2
3- 0
0- 07- 4
4- 2
3- 0
0- 02- 3
0- 1
2- 2
0- 00- 0
0- 0
0- 0
0- 00- 0
0- 0
0- 0
0- 0NON-CONFERENCE
HOME
AWAY
NEUTRAL0- 0
0- 0
0- 0
0- 02- 3
0- 1
2- 2
0- 02- 2
0- 1
2- 1
0- 05- 3
4- 1
1- 2
0- 00- 0
0- 0
0- 0
0- 00- 0
0- 0
0- 0
0- 0CONFERENCE
HOME
AWAY
NEUTRAL0- 0
0- 0
0- 0
0- 05- 3
4- 1
1- 2
0- 05- 2
4- 1
1- 1
0- 0

RPI 1-25

RPI 26-50

RPI 51-100

RPI 101+

Team's RPI: 314

RPI S Opponent Score

RPI S Opponent Score

RPI S Opponent Score

RPI S Opponent Score

181	A	Memphi s	53	64
194	A	Southern U.	76	86
245	H	Texas Southern	74	77
255	H	Grambl ing	82	70
274	A	Al corn	74	51
284	H	Ni chol l s St.	64	90
286	H	Al abama A&M	59	43
302	H	Prai ri e Vi ew	70	61
311	H	Al abama St.	70	61
320	A	Ill . -Chi cago	76	63
322	A	Sam Houston St.	68	74
339	A	Mi ssi ssi ppi Val .	61	72
340	A	Chi cago St.	87	69

LAST 12 Division I GAMES:

339	A	Mi ssi ssi ppi Val .	61	72	286	H	Al abama A&M	59	43
255	H	Grambl ing	82	70	311	H	Al abama St.	70	61
302	H	Prai ri e Vi ew	70	61	181	A	Memphi s	53	64
245	H	Texas Southern	74	77	322	A	Sam Houston St.	68	74
194	A	Southern U.	76	86	284	H	Ni chol l s St.	64	90
274	A	Al corn	74	51	340	A	Chi cago St.	87	69

Non-Div I Games:

Phi l ander Smi th

88 56

Mi l l saps

79 41

LSU-Shreveport

85 86

Spring Hi l l

77 50
Jackson St.

Loss, Non-Conf, S Site, H Home A Away N Neutral

Average RPI Win:	267	WON-LOST	WINNING	LAST 10	STRENGTH OF	OPP. STRENGTH	TEAM	ADJ.	CONF.	ADJ CONF.
Average RPI Loss:	89	RECORD	PCT. RANK	GAMES	SCHEDULE	OF SCHEDULE	RPI	RPI	RPI	RPI
DIV. I ONLY	12- 6	75	7- 2	286	204	114	114	22	22	
DIV. I NON-CONF.	7- 5	132	3- 1	242	216	117	117	20	20	

TOTALS	RPI 1-25	RPI 26-50	W-L RECORDS	RPI 51-100	RPI 101-999	RPI 201+				
12- 6	0- 2	0- 1	OVERALL	1- 1	11- 2	10- 1				
5- 0	0- 0	0- 0	HOME	0- 0	5- 0	5- 0				
6- 6	0- 2	0- 1	AWAY	1- 1	5- 2	4- 1				
1- 0	0- 0	0- 0	NEUTRAL	0- 0	1- 0	1- 0				
7- 5	0- 2	0- 0	NON-CONFERENCE	1- 1	6- 2	5- 1				
3- 0	0- 0	0- 0	HOME	0- 0	3- 0	3- 0				
3- 5	0- 2	0- 0	AWAY	1- 1	2- 2	1- 1				
1- 0	0- 0	0- 0	NEUTRAL	0- 0	1- 0	1- 0				
5- 1	0- 0	0- 1	CONFERENCE	0- 0	5- 0	5- 0				
2- 0	0- 0	0- 0	HOME	0- 0	2- 0	2- 0				
3- 1	0- 0	0- 1	AWAY	0- 0	3- 0	3- 0				
0- 0	0- 0	0- 0	NEUTRAL	0- 0	0- 0	0- 0				

RPI 1-25				RPI 26-50				RPI 51-100				RPI 101+ Team's RPI: 114			
RPI	S	Opponent	Score	RPI	S	Opponent	Score	RPI	S	Opponent	Score	RPI	S	Opponent	Score
4	A	Florida St.	50 82	33	A	FGCU	58 63	83	A	Alabama	60 75	168	A	Bethune-Cookman	68 58
18	A	NC State	44 64					91	A	South Ala.	60 58	179	A	Florida	59 69
												218	A	Troy	88 89
												241	A	North Florida	66 48
												252	H	Lipscomb	70 48
												265	H	Kennesaw St.	84 49
												268	N	Northern Ky.	61 49
												284	A	Nicholls St.	69 61
												295	H	Monmouth	74 65
												305	A	USC Upstate	71 45
												342	A	NJIT	88 58
												343	H	Iona	71 62
												346	H	Savannah St.	74 46
LAST 12 Division I GAMES:															
				33	A	FGCU	58 63	346	H	Savannah St.	74 46				
				305	A	USC Upstate	71 45	4	A	Florida St.	50 82				
				342	A	NJIT	88 58	268	N	Northern Ky.	61 49				
				265	H	Kennesaw St.	84 49	168	A	Bethune-Cookman	68 58				
				252	H	Lipscomb	70 48	91	A	South Ala.	60 58				
				241	A	North Florida	66 48	218	A	Troy	88 89				

Non-Div I Games: Flagler 79 52 Webber Int'l 64 43 Edward Waters 79 58

Jacksonville

Average RPI Win:	258	WON-LOST	WINNING	LAST 10	STRENGTH OF	OPP. STRENGTH	TEAM	ADJ.	CONF.	ADJ CONF.
Average RPI Loss:	154	RECORD	PCT. RANK	GAMES	SCHEDULE	OF SCHEDULE	RPI	RPI	RPI	RPI
DIV. I ONLY	11- 8	127	7- 3	179	331	158	158	25	25	
DIV. I NON-CONF.	4- 5	202	0- 2	207	179	192	192	27	27	

TOTALS	RPI 1-25	RPI 26-50	W-L RECORDS	RPI 51-100	RPI 101-999	RPI 201+				
11- 8	0- 1	0- 0	OVERALL	0- 2	11- 5	10- 3				
7- 2	0- 1	0- 0	HOME	0- 0	7- 1	7- 1				
3- 6	0- 0	0- 0	AWAY	0- 2	3- 1	2- 0				
1- 0	0- 0	0- 0	NEUTRAL	0- 0	1- 0	1- 0				
4- 5	0- 1	0- 0	NON-CONFERENCE	0- 1	4- 3	3- 1				
2- 1	0- 1	0- 0	HOME	0- 0	2- 0	2- 0				
1- 4	0- 0	0- 0	AWAY	0- 1	1- 3	0- 1				
1- 0	0- 0	0- 0	NEUTRAL	0- 0	1- 0	1- 0				
7- 3	0- 0	0- 0	CONFERENCE	0- 1	7- 2	7- 2				
5- 1	0- 0	0- 0	HOME	0- 0	5- 1	5- 1				
2- 2	0- 0	0- 0	AWAY	0- 1	2- 1	2- 1				
0- 0	0- 0	0- 0	NEUTRAL	0- 0	0- 0	0- 0				

RPI 1-25				RPI 26-50				RPI 51-100				RPI 101+ Team's RPI: 158			
RPI	S	Opponent	Score	RPI	S	Opponent	Score	RPI	S	Opponent	Score	RPI	S	Opponent	Score
4	H	Florida St.	51 75					77	A	Belmont	55 71	110	A	Miami (OH)	55 58
								93	A	Seton Hall	54 73	113	A	Clemson	45 53
												186	A	New Orleans	59 54
												202	H	Southeast Mo. St.	55 48
												217	A	Morehead St.	67 65
												217	H	Morehead St.	70 64
												227	H	UT Martin	57 61
												230	N	East Carolina	82 73
												240	H	Austin Peay	65 47
												286	H	Alabama A&M	49 33
												293	A	Eastern Ky.	44 48
												293	H	Eastern Ky.	65 51
												294	H	Murray St.	97 65
												312	A	Georgia St.	41 55
												325	H	Rhode Island	63 53
												345	A	Tennessee St.	75 56

LAST 12 Division I GAMES:															
202	H	Southeast Mo. St.	55 48	77	A	Belmont	55 71	345	A	Tennessee St.	75 56	217	H	Morehead St.	70 64
227	H	UT Martin	57 61	217	H	Morehead St.	70 64	293	H	Eastern Ky.	65 51	312	A	Georgia St.	41 55
293	A	Eastern Ky.	44 48	293	H	Eastern Ky.	65 51	113	A	Clemson	45 53				
217	A	Morehead St.	67 65												
240	H	Austin Peay	65 47												
294	H	Murray St.	97 65												

Non-Div I Games: Stillman 93 38 Brewton-Parker 103 44

Jacksonville St.

Loss, Non-Conf, S Site, H Home A Away N Neutral

Average RPI	Win:	214	WON-LOST	WINNING	LAST 10	STRENGTH OF	OPP. STRENGTH	TEAM	ADJ.	CONF.	ADJ CONF.
Average RPI	Loss:	44	RECORD	PCT. RANK	GAMES	SCHEDULE	OF SCHEDULE	RPI	RPI	RPI	RPI
DIV. I ONLY		12- 7		100	9- 1	82	93	87	87	10	10
DIV. I NON-CONF.		4- 7		226	2- 2	65	20	164	164	12	12

TOTALS	RPI 1-25		RPI 26-50		W-L RECORDS	RPI 51-100		RPI 101-999		RPI 201+	
12- 7	0- 4		1- 1		OVERALL	1- 1		10- 1		8- 0	
7- 3	0- 2		1- 0		HOME	1- 0		5- 1		4- 0	
5- 3	0- 1		0- 1		AWAY	0- 1		5- 0		4- 0	
0- 1	0- 1		0- 0		NEUTRAL	0- 0		0- 0		0- 0	
4- 7	0- 4		0- 1		NON-CONFERENCE	0- 1		4- 1		3- 0	
3- 3	0- 2		0- 0		HOME	0- 0		3- 1		2- 0	
1- 3	0- 1		0- 1		AWAY	0- 1		1- 0		1- 0	
0- 1	0- 1		0- 0		NEUTRAL	0- 0		0- 0		0- 0	
8- 0	0- 0		1- 0		CONFERENCE	1- 0		6- 0		5- 0	
4- 0	0- 0		1- 0		HOME	1- 0		2- 0		2- 0	
4- 0	0- 0		0- 0		AWAY	0- 0		4- 0		3- 0	
0- 0	0- 0		0- 0		NEUTRAL	0- 0		0- 0		0- 0	

RPI 1-25				RPI 26-50				RPI 51-100				Team's RPI: 87				RPI 101+			
RPI	S	Opponent	Score	RPI	S	Opponent	Score	RPI	S	Opponent	Score	RPI	S	Opponent	Score	RPI	S	Opponent	Score
4	H	Florida St.	63 79	39	A	St. John's (NY)	64 81	53	A	Dayton	54 82	141	H	Liberty	58 47				
8	A	Tennessee	60 89	41	H	Drexel	56 48	82	H	Elon	70 67	162	A	Northeastern	60 57				
17	H	Rutgers	63 76									164	H	Saint Joseph's	66 73				
24	N	Villanova	57 60									214	A	Hofstra	55 42				
												214	H	Hofstra	73 56				
												256	A	Col. of Charleston	67 45				
												276	H	Towson	69 45				
												280	A	UNCW	63 48				
												281	H	Bryant	67 36				
												292	A	Vermont	68 56				
												323	H	Wagner	68 45				
LAST 12 Division I GAMES:																			
214	H	Hofstra	73 56	162	A	Northeastern	60 57	214	A	Hofstra	55 42	281	H	Bryant	67 36				
280	A	UNCW	63 48	53	A	Dayton	54 82	39	A	St. John's (NY)	64 81	141	H	Liberty	58 47				
256	A	Col. of Charleston	67 45	82	H	Elon	70 67	41	H	Drexel	56 48								
82	H	Elon	70 67	276	H	Towson	69 45												

Non-Div I Games:

James Madison

Average RPI	Win:	201	WON-LOST	WINNING	LAST 10	STRENGTH OF	OPP. STRENGTH	TEAM	ADJ.	CONF.	ADJ CONF.
Average RPI	Loss:	68	RECORD	PCT. RANK	GAMES	SCHEDULE	OF SCHEDULE	RPI	RPI	RPI	RPI
DIV. I ONLY			11- 9	143	3- 7	95	79	124	124	5	5
DIV. I NON-CONF.			9- 2	34	2- 1	225	210	89	89	6	6

TOTALS	RPI 1-25		RPI 26-50		W-L RECORDS	RPI 51-100		RPI 101-999		RPI 201+	
11- 9	0- 2		0- 3		OVERALL	2- 2		9- 2		7- 1	
9- 4	0- 1		0- 1		HOME	2- 1		7- 1		5- 1	
2- 5	0- 1		0- 2		AWAY	0- 1		2- 1		2- 0	
0- 0	0- 0		0- 0		NEUTRAL	0- 0		0- 0		0- 0	
9- 2	0- 0		0- 1		NON-CONFERENCE	1- 1		8- 0		6- 0	
8- 1	0- 0		0- 0		HOME	1- 1		7- 0		5- 0	
1- 1	0- 0		0- 1		AWAY	0- 0		1- 0		1- 0	
0- 0	0- 0		0- 0		NEUTRAL	0- 0		0- 0		0- 0	
2- 7	0- 2		0- 2		CONFERENCE	1- 1		1- 2		1- 1	
1- 3	0- 1		0- 1		HOME	1- 0		0- 1		0- 1	
1- 4	0- 1		0- 1		AWAY	0- 1		1- 1		1- 0	
0- 0	0- 0		0- 0		NEUTRAL	0- 0		0- 0		0- 0	

RPI	S	Opponent	Score	RPI	S	Opponent	Score	RPI	S	Opponent	Score	RPI	S	Opponent	Score
10	H	Baylor	48 83	34	H	West Virginia	54 74	57	A	TCU	66 76	111	H	Rice	73 65
11	A	Texas	62 79	37	A	Oklahoma	64 97	57	H	TCU	86 77	119	H	Yale	81 75
				39	A	St. John's (NY)	53 65	63	H	Nebraska	49 66	126	A	Iowa St.	69 71
								85	H	Arkansas	71 60	202	H	Southeast Mo. St.	51 50
												231	A	Texas Tech	60 47
												231	H	Texas Tech	56 68
												245	H	Texas Southern	72 37
												253	H	UMKC	63 48
												254	H	Campbell	66 48
												310	H	Delaware St.	81 49
												343	A	Iona	72 58

Team's RPI: 124															
LAST 12 Division I GAMES:															
37	A	Oklahoma	64 97	231	A	Texas Tech	60 47	57	H	TCU	86 77	126	A	Iowa St.	69 71
57	A	TCU	66 76	126	A	Iowa St.	69 71	343	A	Iona	72 58	39	A	St. John's (NY)	53 65
231	H	Texas Tech	56 68	343	A	Iona	72 58	202	H	Southeast Mo. St.	51 50	10	H	Baylor	48 83
11	A	Texas	62 79	39	A	St. John's (NY)	53 65								
34	H	West Virginia	54 74												
10	H	Baylor	48 83												

Non-Div I Games:

Kansas

Average RPI Win: 171

Average RPI Loss: 40

WON-LOST
RECORDWINNING
PCT. RANKLAST 10
GAMESSTRENGTH OF
SCHEDULEOPP. STRENGTH
OF SCHEDULETEAM
RPIADJ.
RPICONF.
RPIADJ CONF.
RPI

DIV. I ONLY	11- 9	143	3- 7	14	77	74	74	5	5
DIV. I NON-CONF.	8- 3	65	2- 1	114	185	81	81	6	6
<hr/>									
TOTALS	RPI 1-25	RPI 26-50	W-L RECORDS	RPI 51-100	RPI 101-999	RPI 201+			
11- 9	0- 5	1- 1	OVERALL	2- 2	8- 1	5- 0			
7- 5	0- 2	0- 1	HOME	1- 1	6- 1	4- 0			
3- 3	0- 2	1- 0	AWAY	0- 1	2- 0	1- 0			
1- 1	0- 1	0- 0	NEUTRAL	1- 0	0- 0	0- 0			
8- 3	0- 2	0- 0	NON-CONFERENCE	1- 0	7- 1	5- 0			
6- 1	0- 0	0- 0	HOME	0- 0	6- 1	4- 0			
1- 1	0- 1	0- 0	AWAY	0- 0	1- 0	1- 0			
1- 1	0- 1	0- 0	NEUTRAL	1- 0	0- 0	0- 0			
3- 6	0- 3	1- 1	CONFERENCE	1- 2	1- 0	0- 0			
1- 4	0- 2	0- 1	HOME	1- 1	0- 0	0- 0			
2- 2	0- 1	1- 0	AWAY	0- 1	1- 0	0- 0			
0- 0	0- 0	0- 0	NEUTRAL	0- 0	0- 0	0- 0			

RPI 1-25				RPI 26-50				RPI 51-100				RPI 101+			
RPI	S	Opponent	Score	RPI	S	Opponent	Score	RPI	S	Opponent	Score	RPI	S	Opponent	Score
9	N	UCLA	55 64	34	A	West Virginia	60 52	57	H	TCU	63 68	115	H	SFA	74 49
10	A	Baylor	50 75	37	H	Oklahoma	71 76	61	A	Oklahoma St.	68 76	117	H	Little Rock	66 51
10	H	Baylor	58 88					61	H	Oklahoma St.	80 64	126	A	Iowa St.	67 60
11	H	Texas	64 75					80	N	Penn St.	70 65	155	H	UNI	71 72
12	A	Missouri	59 73									208	H	UT Arlington	70 56
												225	A	North Texas	55 54
												236	H	Omaha	81 60
												335	H	Florida A&M	81 57
												340	H	Chicago St.	99 51
<hr/>															
LAST 12 Division I GAMES:															
57	H	TCU	63 68	34	A	West Virginia	60 52	61	A	Oklahoma St.	68 76	10	H	Baylor	58 88
10	A	Baylor	50 75	61	A	Oklahoma St.	68 76	155	H	UNI	71 72	340	H	Chicago St.	99 51
37	H	Oklahoma	71 76	10	H	Baylor	58 88	117	H	Little Rock	66 51				
61	H	Oklahoma St.	80 64												
126	A	Iowa St.	67 60												
11	H	Texas	64 75												

Non-Div I Games:

Kansas St.

■ Loss,
 ■ Non-Conf,
 ■ S Site,
 ■ Home
 ■ Away
 N Neutral

Average RPI Win:	263	WON-LOST	WINNING	LAST 10	STRENGTH OF	OPP. STRENGTH	TEAM	ADJ.	CONF.	ADJ CONF.
Average RPI Loss:	144	RECORD	PCT. RANK	GAMES	SCHEDULE	OF SCHEDULE	RPI	RPI	RPI	RPI
DIV. I ONLY	4- 12	294	3- 6	218	143	265	265	22	22	
DIV. I NON-CONF.	3- 7	254	2- 3	235	91	237	237	20	20	

TOTALS	RPI 1-25	RPI 26-50	W-L RECORDS	RPI 51-100	RPI 101-999	RPI 201+				
4- 12	0- 1	0- 1	OVERALL	0- 3	4- 7	3- 4				
2- 3	0- 0	0- 1	HOME	0- 0	2- 2	1- 2				
2- 7	0- 0	0- 0	AWAY	0- 2	2- 5	2- 2				
0- 2	0- 1	0- 0	NEUTRAL	0- 1	0- 0	0- 0				
3- 7	0- 1	0- 0	NON-CONFERENCE	0- 3	3- 3	3- 1				
1- 1	0- 0	0- 0	HOME	0- 0	1- 1	1- 1				
2- 4	0- 0	0- 0	AWAY	0- 2	2- 2	2- 0				
0- 2	0- 1	0- 0	NEUTRAL	0- 1	0- 0	0- 0				
1- 5	0- 0	0- 1	CONFERENCE	0- 0	1- 4	0- 3				
1- 2	0- 0	0- 1	HOME	0- 0	1- 1	0- 1				
0- 3	0- 0	0- 0	AWAY	0- 0	0- 3	0- 2				
0- 0	0- 0	0- 0	NEUTRAL	0- 0	0- 0	0- 0				

RPI 1-25				RPI 26-50				RPI 51-100				RPI 101+ Team's RPI: 265			
RPI	S	Opponent	Score	RPI	S	Opponent	Score	RPI	S	Opponent	Score	RPI	S	Opponent	Score
23	N	Maryl and	35 89	33	H	FGCU	57 78	64	A	Georgi a Tech	48 86	113	A	Cl emson	28 41
								73	N	Main e	39 75	114	A	Jacksonville	49 84
								98	A	Ole Mi ss	63 92	175	H	Stetson	66 49
												187	A	Furman	59 78
												230	H	East Carol ina	56 66
												241	A	North Florida	72 77
												243	A	Presbyteri an	60 51
												252	H	Lip scomb	62 64
												305	A	USC Upstate	61 65
												312	H	Georgi a St.	71 61
												321	A	Ga. Southern	60 58

LAST 12 Division I GAMES:															
305	A	USC Upstate	61 65	321	A	Ga. Southern	60 58	230	H	East Carol ina	56 66	312	H	Georgi a St.	71 61
175	H	Stetson	66 49	73	N	Main e	39 75	23	N	Maryl and	35 89	243	A	Presbyteri an	60 51
33	H	FGCU	57 78	72	A	North Florida	72 77								
114	A	Jacksonville	49 84	252	H	Lip scomb	62 64								

Non-Div I Games: Middle Ga. St. 81 65

Kennesaw St.

Average RPI Win:	219	WON-LOST	WINNING	LAST 10	STRENGTH OF	OPP. STRENGTH	TEAM	ADJ.	CONF.	ADJ CONF.
Average RPI Loss:	81	RECORD	PCT. RANK	GAMES	SCHEDULE	OF SCHEDULE	RPI	RPI	RPI	RPI
DIV. I ONLY	10- 11	188	4- 6	119	100	123	123	7	7	
DIV. I NON-CONF.	7- 5	132	1- 2	164	116	111	111	8	8	

TOTALS	RPI 1-25	RPI 26-50	W-L RECORDS	RPI 51-100	RPI 101-999	RPI 201+				
10- 11	0- 2	0- 3	OVERALL	1- 2	9- 4	7- 1				
2- 3	0- 0	0- 1	HOME	0- 1	2- 1	2- 0				
6- 5	0- 0	0- 0	AWAY	1- 0	5- 1	4- 0				
2- 3	0- 1	0- 1	NEUTRAL	0- 1	2- 0	1- 0				
7- 5	0- 2	0- 1	NON-CONFERENCE	0- 1	7- 1	5- 0				
1- 1	0- 0	0- 0	HOME	0- 0	1- 1	1- 0				
4- 1	0- 1	0- 0	AWAY	0- 0	4- 0	3- 0				
2- 3	0- 1	0- 1	NEUTRAL	0- 1	2- 0	1- 0				
3- 6	0- 0	0- 2	CONFERENCE	1- 1	2- 3	2- 1				
1- 2	0- 0	0- 1	HOME	0- 1	1- 0	1- 0				
2- 4	0- 0	0- 1	AWAY	1- 0	1- 3	1- 1				
0- 0	0- 0	0- 0	NEUTRAL	0- 0	0- 0	0- 0				

RPI 1-25				RPI 26-50				RPI 51-100				RPI 101+ Team's RPI: 123			
RPI	S	Opponent	Score	RPI	S	Opponent	Score	RPI	S	Opponent	Score	RPI	S	Opponent	Score
21	N	Stanford	54 79	32	H	Ball St.	58 79	56	N	Gonzaga	57 77	101	H	Wright St.	60 72
22	A	Michigan	41 54	33	N	FGCU	62 80	62	A	Toledo	62 55	138	A	Northern Ill.	79 81
				36	A	Central Mich.	84 88	95	H	Western Mich.	61 66	140	A	Bowling Green	50 60
												143	A	Robert Morris	46 31
												181	N	Memphis	70 55
												207	A	Eastern Mich.	67 60
												207	H	Eastern Mich.	76 69
												221	A	Akron	60 75
												242	A	Youngstown St.	55 44
												268	A	Northern Ky.	59 54
												288	H	Detroit Mercy	82 74
												293	A	Eastern Ky.	65 57
												297	N	Southeastern La.	81 60

LAST 12 Division I GAMES:															
221	A	Akron	60 75	95	H	Western Mich.	61 66	138	A	Northern Ill.	79 81	207	A	Eastern Mich.	67 60
62	A	Toledo	62 55	207	A	Eastern Mich.	67 60	143	A	Robert Morris	46 31	22	A	Michigan	41 54
32	H	Ball St.	58 79	143	A	Robert Morris	46 31	22	A	Michigan	41 54	101	H	Wright St.	60 72
140	A	Bowling Green	50 60	22	A	Michigan	41 54	101	H	Wright St.	60 72				
36	A	Central Mich.	84 88	101	H	Wright St.	60 72								
207	H	Eastern Mich.	76 69												

Non-Div I Games:

Kent St.

Average RPI Win:	228	WON-LOST	WINNING	LAST 10	STRENGTH OF	OPP. STRENGTH	TEAM	ADJ.	CONF.	ADJ CONF.
Average RPI Loss:	41	RECORD	PCT. RANK	GAMES	SCHEDULE	OF SCHEDULE	RPI	RPI	RPI	RPI
DIV. I ONLY	10- 11	188	2- 8	37	68	105	105	2	2	
DIV. I NON-CONF.	8- 6	143	0- 5	98	154	110	110	2	2	

TOTALS	RPI 1-25	RPI 26-50	W-L RECORDS	RPI 51-100	RPI 101-999	RPI 201+				
10- 11	0- 6	0- 2	OVERALL	2- 1	8- 2	7- 0				
7- 5	0- 4	0- 1	HOME	1- 0	6- 0	6- 0				
3- 6	0- 2	0- 1	AWAY	1- 1	2- 2	1- 0				
0- 0	0- 0	0- 0	NEUTRAL	0- 0	0- 0	0- 0				
8- 6	0- 2	0- 2	NON-CONFERENCE	1- 1	7- 1	7- 0				
6- 2	0- 1	0- 1	HOME	0- 0	6- 0	6- 0				
2- 4	0- 1	0- 1	AWAY	1- 1	1- 1	1- 0				
0- 0	0- 0	0- 0	NEUTRAL	0- 0	0- 0	0- 0				
2- 5	0- 4	0- 0	CONFERENCE	1- 0	1- 1	0- 0				
1- 3	0- 3	0- 0	HOME	1- 0	0- 0	0- 0				
1- 2	0- 1	0- 0	AWAY	0- 0	1- 1	0- 0				
0- 0	0- 0	0- 0	NEUTRAL	0- 0	0- 0	0- 0				

RPI 1-25				RPI 26-50				RPI 51-100				RPI 101+				Team's RPI: 105
RPI	S	Opponent	Score	RPI	S	Opponent	Score	RPI	S	Opponent	Score	RPI	S	Opponent	Score	
5	H	Louisville	63 87	28	H	California	52 62	66	A	Miami (FL)	54 65	122	A	Middle Tenn.	57 62	
8	H	Tennessee	49 63	33	A	FGCU	64 70	78	A	Washington St.	73 68	129	A	Vanderbilt	55 70	
10	A	Baylor	63 90					83	H	Alabama	79 54	179	A	Florida	56 53	
13	A	Texas A&M	70 74									206	H	Gardner-Webb	72 34	
15	H	Georgia	42 56									217	H	Morehead St.	86 53	
20	H	South Carolina	64 81									232	A	Montana	71 54	
												275	H	Sacramento St.	101 70	
												326	H	Marshall	69 39	
												332	H	Tennessee Tech	82 54	
												347	H	Evansville	100 62	

LAST 12 Division I GAMES:																
83	H	Alabama	79 54	8	H	Tennessee	49 63	122	A	Middle Tenn.	57 62					
20	H	South Carolina	64 81	28	H	California	52 62	5	H	Louisville	63 87					
129	A	Vanderbilt	55 70	66	A	Miami (FL)	54 65	33	A	FGCU	64 70					
179	A	Florida	56 53													
15	H	Georgia	42 56													
13	A	Texas A&M	70 74													

Non-Div I Games:

Kentucky

Average RPI Win:	296	WON-LOST	WINNING	LAST 10	STRENGTH OF	OPP. STRENGTH	TEAM	ADJ.	CONF.	ADJ CONF.
Average RPI Loss:	164	RECORD	PCT. RANK	GAMES	SCHEDULE	OF SCHEDULE	RPI	RPI	RPI	RPI
DIV. I ONLY	8- 11	223	4- 6	307	293	266	266	29	29	
DIV. I NON-CONF.	4- 7	226	1- 3	263	283	260	260	29	29	

TOTALS	RPI 1-25	RPI 26-50	W-L RECORDS	RPI 51-100	RPI 101-999	RPI 201+				
8- 11	0- 1	0- 0	OVERALL	0- 2	8- 8	7- 4				
5- 4	0- 1	0- 0	HOME	0- 1	5- 2	4- 2				
3- 7	0- 0	0- 0	AWAY	0- 0	3- 0	3- 0				
0- 0	0- 0	0- 0	NEUTRAL	0- 0	0- 0	0- 0				
4- 7	0- 1	0- 0	NON-CONFERENCE	0- 2	4- 4	3- 2				
2- 3	0- 1	0- 0	HOME	0- 1	2- 1	1- 1				
2- 4	0- 0	0- 0	AWAY	0- 1	2- 3	2- 1				
0- 0	0- 0	0- 0	NEUTRAL	0- 0	0- 0	0- 0				
4- 4	0- 0	0- 0	CONFERENCE	0- 0	4- 4	4- 2				
3- 1	0- 0	0- 0	HOME	0- 0	3- 1	3- 1				
1- 3	0- 0	0- 0	AWAY	0- 0	1- 3	1- 1				
0- 0	0- 0	0- 0	NEUTRAL	0- 0	0- 0	0- 0				

RPI 1-25				RPI 26-50				RPI 51-100				RPI 101+ Team's RPI: 266			
RPI	S	Opponent	Score	RPI	S	Opponent	Score	RPI	S	Opponent	Score	RPI	S	Opponent	Score
22	H	Michigan	49 86					88	H	Navy	47 79	119	A	Yale	51 62
								96	A	George Mason	70 73	143	A	Robert Morris	53 60
												146	A	Saint Francis (PA)	71 101
												172	H	Lehigh	72 69
												190	A	Army West Point	37 71
												234	A	Lafayette	53 69
												238	H	Manhattan	38 72
												247	H	Sacred Heart	46 50
												261	H	Mt. St. Mary's	53 48
												281	A	Bryant	56 75
												285	H	St. Francis Brooklyn	61 59
												317	A	Central Conn. St.	61 54
												323	H	Wagner	74 69
												330	A	UMBC	66 52
												337	H	Saint Peter's	57 46
												342	A	NJIT	67 49
LAST 12 Division I GAMES:															
247	H	Sacred Heart	46 50	143	A	Robert Morris	53 60								
317	A	Central Conn. St.	61 54	285	H	St. Francis Brooklyn	61 59								
281	A	Bryant	56 75	88	H	Navy	47 79								
261	H	Mt. St. Mary's	53 48	238	H	Manhattan	38 72								
323	H	Wagner	74 69	172	H	Lehigh	72 69								
146	A	Saint Francis (PA)	71 101	96	A	George Mason	70 73								

Non-Div I Games:

LIU Brooklyn

Average RPI	Win:	170	WON-LOST	WINNING	LAST 10	STRENGTH OF	OPP. STRENGTH	TEAM	ADJ.	CONF.	ADJ CONF.
Average RPI	Loss:	33	RECORD	PCT. RANK	GAMES	SCHEDULE	OF SCHEDULE	RPI	RPI	RPI	RPI
DIV. I ONLY		12- 6		75	7- 3	64	28	44	44	2	2
DIV. I NON-CONF.		8- 3		65	5- 0	190	65	63	63	2	2
<hr/>											
TOTALS	RPI 1-25		RPI 26-50		W-L RECORDS	RPI 51-100		RPI 101-999		RPI 201+	
12- 6	1- 3		0- 1		OVERALL	1- 2		10- 0		4- 0	
6- 1	0- 1		0- 0		HOME	0- 0		6- 0		3- 0	
5- 4	1- 1		0- 1		AWAY	1- 2		3- 0		1- 0	
1- 1	0- 1		0- 0		NEUTRAL	0- 0		1- 0		0- 0	
8- 3	0- 1		0- 1		NON-CONFERENCE	1- 1		7- 0		4- 0	
4- 0	0- 0		0- 0		HOME	0- 0		4- 0		3- 0	
3- 2	0- 0		0- 1		AWAY	1- 1		2- 0		1- 0	
1- 1	0- 1		0- 0		NEUTRAL	0- 0		1- 0		0- 0	
4- 3	1- 2		0- 0		CONFERENCE	0- 1		3- 0		0- 0	
2- 1	0- 1		0- 0		HOME	0- 0		2- 0		0- 0	
2- 2	1- 1		0- 0		AWAY	0- 1		1- 0		0- 0	
0- 0	0- 0		0- 0		NEUTRAL	0- 0		0- 0		0- 0	

RPI	S	Opponent	Score	RPI	S	Opponent	Score	RPI	S	Opponent	Score	RPI	S	Opponent	Score
3	H	Mississippi St.	70 83	30	A	South Fla.	55 61	55	A	Northern Colo.	50 58	104	H	Auburn	59 56
11	N	Texas	66 75					83	A	Alabama	51 65	106	N	Saint Louis	71 59
12	A	Missouri	69 65					97	A	Tulane	73 50	117	A	Little Rock	56 37
13	A	Texas A&M	59 69									129	H	Vanderbilt	85 65
												159	H	Louisiana	60 45
												179	A	Florida	66 59
												231	A	Texas Tech	48 40
												284	H	Nicholls St.	65 50
												297	H	Southeastern La.	84 56
												322	H	Sam Houston St.	71 58
<hr/>															
LAST 12 Division I GAMES:															
13	A	Texas A&M	59 69	129	H	Vanderbilt	85 65	322	H	Sam Houston St.	71 58	117	A	Little Rock	56 37
104	H	Auburn	59 56									159	H	Louisiana	60 45
179	A	Florida	66 59									97	A	Tulane	73 50
83	A	Alabama	51 65									231	A	Texas Tech	48 40
3	H	Mississippi St.	70 83												
12	A	Missouri	69 65												

Non-Div I Games:

LSU

Average RPI Win:	221	WON-LOST	WINNING	LAST 10	STRENGTH OF	OPP. STRENGTH	TEAM	ADJ.	CONF.	ADJ CONF.
Average RPI Loss:	140	RECORD	PCT. RANK	GAMES	SCHEDULE	OF SCHEDULE	RPI	RPI	RPI	RPI
DIV. I ONLY	7- 13	256	3- 7	122	189	210	210	13	13	
DIV. I NON-CONF.	5- 8	220	1- 4	96	181	149	149	10	10	

TOTALS	RPI 1-25	RPI 26-50	W-L RECORDS	RPI 51-100	RPI 101-999	RPI 201+				
7- 13	0- 1	0- 1	OVERALL	0- 5	7- 6	4- 4				
3- 5	0- 1	0- 0	HOME	0- 2	3- 2	2- 1				
3- 8	0- 0	0- 1	AWAY	0- 3	3- 4	2- 3				
1- 0	0- 0	0- 0	NEUTRAL	0- 0	1- 0	0- 0				
5- 8	0- 1	0- 1	NON-CONFERENCE	0- 2	5- 4	2- 2				
1- 3	0- 1	0- 0	HOME	0- 0	1- 2	0- 1				
3- 5	0- 0	0- 1	AWAY	0- 2	3- 2	2- 1				
1- 0	0- 0	0- 0	NEUTRAL	0- 0	1- 0	0- 0				
2- 5	0- 0	0- 0	CONFERENCE	0- 3	2- 2	2- 2				
2- 2	0- 0	0- 0	HOME	0- 2	2- 0	2- 0				
0- 3	0- 0	0- 0	AWAY	0- 1	0- 2	0- 2				
0- 0	0- 0	0- 0	NEUTRAL	0- 0	0- 0	0- 0				

RPI 1-25				RPI 26-50				RPI 51-100				RPI 101+				Team's RPI: 210
RPI	S	Opponent	Score	RPI	S	Opponent	Score	RPI	S	Opponent	Score	RPI	S	Opponent	Score	
24	H	Villanova	49 76	41	A	Drexel	54 79	53	H	Dayton	47 76	109	H	Penn	66 59	
								54	A	Duquesne	50 78	172	A	Lehigh	69 61	
								67	A	Harvard	61 70	174	H	Temple	52 69	
								71	A	American	48 66	178	N	New Hampshire	59 51	
								96	H	George Mason	56 69	189	A	Wisconsin	60 71	
												225	A	North Texas	44 70	
												226	A	Richmond	51 77	
												234	A	Lafayette	74 47	
												235	H	St. Bonaventure	66 63	
												269	H	Rider	55 76	
												309	H	VCU	62 57	
												310	A	Delaware St.	71 48	
												325	A	Rhode Island	63 72	
LAST 12 Division I GAMES:																
309	H	VCU	62 57	96	H	George Mason	56 69	53	H	Dayton	47 76					
325	A	Rhode Island	63 72	54	A	Duquesne	50 78	24	H	Villanova	49 76					
67	A	Harvard	61 70	225	A	North Texas	44 70	269	H	Rider	55 76					
226	A	Richmond	51 77													

Non-Div I Games:

La Salle

RPI

RPI 1-25				RPI 26-50				RPI 51-100				RPI 101+ Team's RPI: 333			
RPI	S	Opponent	Score	RPI	S	Opponent	Score	RPI	S	Opponent	Score	RPI	S	Opponent	Score
								61	A	Oklahoma St.	58 112	104	A	Auburn	41 67
								91	H	South Ala.	60 67	111	A	Rice	47 63
												117	A	Little Rock	37 57
												159	A	Louisiana	55 63
												160	A	Texas St.	52 86
												186	H	New Orleans	51 89
												204	A	Louisiana Tech	49 71
												208	A	UT Arlington	61 70
												209	A	Arkansas St.	62 76
												218	H	Troy	79 86
												255	A	Grambling	52 61
												272	H	Appalachian St.	67 71
												283	H	Coastal Caro.	62 56
												289	A	McNeese	61 65
												313	H	Northwestern St.	48 70
												327	H	Houston Baptist	77 73
LAST 12 Division I GAMES:															
				91	H	South Ala.	60 67	283	H	Coastal Caro.	62 56				
				218	H	Troy	79 86	117	A	Little Rock	37 57				
				208	A	UT Arlington	61 70	209	A	Arkansas St.	62 76				
				160	A	Texas St.	52 86	61	A	Oklahoma St.	58 112				
				159	A	Louisiana	55 63	327	H	Houston Baptist	77 73				
				272	H	Appalachian St.	67 71	186	H	New Orleans	51 89				

Average RPI Win:	258	WON-LOST	WINNING	LAST 10	STRENGTH OF	OPP. STRENGTH	TEAM	ADJ.	CONF.	ADJ CONF.
Average RPI Loss:	148	RECORD	PCT. RANK	GAMES	SCHEDULE	OF SCHEDULE	RPI	RPI	RPI	RPI
DIV. I ONLY	8- 12	234	4- 6	175	277	234	234	15	15	
DIV. I NON-CONF.	4- 6	214	1- 1	236	326	253	253	18	18	

TOTALS	RPI 1-25	RPI 26-50	W-L RECORDS	RPI 51-100	RPI 101-999	RPI 201+				
8- 12	0- 0	0- 1	OVERALL	0- 3	8- 8	7- 3				
5- 5	0- 0	0- 0	HOME	0- 2	5- 3	5- 2				
3- 7	0- 0	0- 1	AWAY	0- 1	3- 5	2- 1				
0- 0	0- 0	0- 0	NEUTRAL	0- 0	0- 0	0- 0				
4- 6	0- 0	0- 1	NON-CONFERENCE	0- 1	4- 4	4- 2				
3- 2	0- 0	0- 0	HOME	0- 1	3- 1	3- 1				
1- 4	0- 0	0- 1	AWAY	0- 0	1- 3	1- 1				
0- 0	0- 0	0- 0	NEUTRAL	0- 0	0- 0	0- 0				
4- 6	0- 0	0- 0	CONFERENCE	0- 2	4- 4	3- 1				
2- 3	0- 0	0- 0	HOME	0- 1	2- 2	2- 1				
2- 3	0- 0	0- 0	AWAY	0- 1	2- 2	1- 0				
0- 0	0- 0	0- 0	NEUTRAL	0- 0	0- 0	0- 0				

RPI	S	Opponent	Score	RPI	S	Opponent	Score	RPI	S	Opponent	Score	RPI	S	Opponent	Score	Team's RPI: 234
41	A	Drexel	37 52	51	H	Princeton	45 53	109	A	Penn	42 55	143	A	Robert Morris	42 63	
				71	H	American	67 74	147	A	Bucknell	53 83	172	A	Lehigh	45 70	
				88	A	Navy	59 65	190	H	Army West Point	60 65	191	A	Boston U.	47 45	
								210	H	La Salle	47 74	222	A	Holy Cross	69 65	
								222	H	Holy Cross	56 69	239	H	Loyola Maryland	65 54	
								266	H	LIU Brooklyn	69 53	269	H	Rider	60 45	
								271	H	Colgate	63 48	279	A	Cornell	59 58	
								323	H	Wagner	70 52	337	A	Saint Peter's	61 64	
LAST 12 Division I GAMES:																
222	H	Holy Cross	56 69	147	A	Bucknell	53 83									
191	A	Boston U.	47 45	271	H	Colgate	63 48									
71	H	American	67 74	222	A	Holy Cross	69 65									
88	A	Navy	59 65	172	A	Lehigh	45 70									
239	H	Loyola Maryland	65 54	323	H	Wagner	70 52									
190	H	Army West Point	60 65	143	A	Robert Morris	42 63									

Non-Div I Games:

Lafayette

Average RPI Win: 267

Average RPI Loss: 89

WON-LOST
RECORDWINNING
PCT. RANKLAST 10
GAMESSTRENGTH OF
SCHEDULEOPP. STRENGTH
OF SCHEDULETEAM
RPIADJ.
RPICONF.
RPIADJ CONF.
RPIDIV. I ONLY
DIV. I NON-CONF.9- 6
1- 5116
3008- 2
0- 2283
39177
13139
180139
18026
2626
26

TOTALS

RPI 1-25

RPI 26-50

W-L RECORDS

RPI 51-100

RPI 101-999

RPI 201+

9- 6
4- 0
4- 5
1- 10- 1
0- 0
0- 1
0- 00- 1
0- 0
0- 1
0- 0OVERALL
HOME
AWAY
NEUTRAL0- 2
0- 0
0- 2
0- 09- 2
4- 0
4- 1
1- 17- 0
3- 0
4- 0
0- 01- 5
0- 0
0- 4
1- 10- 1
0- 0
0- 1
0- 00- 1
0- 0
0- 1
0- 0NON-CONFERENCE
HOME
AWAY
NEUTRAL0- 1
0- 0
0- 1
0- 01- 2
0- 0
0- 1
1- 10- 0
0- 0
0- 0
0- 08- 1
4- 0
4- 1
0- 00- 0
0- 0
0- 0
0- 00- 0
0- 0
0- 0
0- 0CONFERENCE
HOME
AWAY
NEUTRAL0- 1
0- 0
0- 1
0- 08- 0
4- 0
4- 0
0- 07- 0
3- 0
4- 0
0- 0

RPI 1-25

RPI 26-50

RPI 51-100

RPI 101+

Team's RPI: 139

RPI S Opponent Score
10 A Baylor 62 121RPI S Opponent Score
49 A Purdue 64 79RPI S Opponent Score
72 A New Mexico 58 90
94 A Central Ark. 39 51RPI S Opponent Score
138 N Northern Ill. 90 80
152 A Pacific 75 80
156 N North Dakota 70 73
186 H New Orleans 100 77
262 A A&M-Corpus Christi 70 31
284 A Nicholls St. 76 61
289 H McNeese 83 58
297 A Southeastern La. 75 58
300 H Incarnate Word 77 54
322 H Sam Houston St. 91 44
327 A Houston Baptist 79 51

LAST 12 Division I GAMES:

289 H McNeese 83 58
284 A Nicholls St. 76 61
322 H Sam Houston St. 91 44
300 H Incarnate Word 77 54
297 A Southeastern La. 75 58
94 A Central Ark. 39 51186 H New Orleans 100 77
262 A A&M-Corpus Christi 70 31
327 A Houston Baptist 79 51
72 A New Mexico 58 90
152 A Pacific 75 80
138 N Northern Ill. 90 80

Non-Div I Games:

Howard Payne

101 37

Schreiner

116 37

Louisiana Col.

93 62

S' western Assemblies

92 49
Lamar University

Loss, Non-Conf, S Site, H Home A Away N Neutral

Average RPI Win: 232
Average RPI Loss: 157

WON-LOST
RECORD

WINNING
PCT. RANK

LAST 10
GAMES

STRENGTH OF
SCHEDULE

OPP. STRENGTH
OF SCHEDULE

TEAM
RPI

ADJ.
RPI

CONF.
RPI

ADJ CONF.
RPI

DIV. I ONLY	11- 9	143	6- 4	219	242	172	172	15	15
DIV. I NON-CONF.	5- 5	170	1- 1	318	292	249	249	18	18
<hr/>									
TOTALS	RPI 1-25	RPI 26-50	W-L RECORDS	RPI 51-100	RPI 101-999	RPI 201+			
11- 9	0- 1	0- 1	OVERALL	1- 2	10- 5	7- 5			
8- 1	0- 0	0- 0	HOME	1- 0	7- 1	4- 1			
3- 7	0- 0	0- 1	AWAY	0- 2	3- 4	3- 4			
0- 1	0- 1	0- 0	NEUTRAL	0- 0	0- 0	0- 0			
5- 5	0- 1	0- 1	NON-CONFERENCE	0- 0	5- 3	5- 3			
3- 1	0- 0	0- 0	HOME	0- 0	3- 1	3- 1			
2- 3	0- 0	0- 1	AWAY	0- 0	2- 2	2- 2			
0- 1	0- 1	0- 0	NEUTRAL	0- 0	0- 0	0- 0			
6- 4	0- 0	0- 0	CONFERENCE	1- 2	5- 2	2- 2			
5- 0	0- 0	0- 0	HOME	1- 0	4- 0	1- 0			
1- 4	0- 0	0- 0	AWAY	0- 2	1- 2	1- 2			
0- 0	0- 0	0- 0	NEUTRAL	0- 0	0- 0	0- 0			

RPI 1-25				RPI 26-50				RPI 51-100				RPI 101+ Team's RPI: 172			
RPI	S	Opponent	Score	RPI	S	Opponent	Score	RPI	S	Opponent	Score	RPI	S	Opponent	Score
24	N	Villanova	42 62	47	A	Minnesota	73 107	71	A	American	64 82	147	H	Bucknell	66 62
								88	A	Navy	50 53	190	H	Army West Point	59 55
								88	H	Navy	66 63	191	H	Boston U.	74 58
												210	H	La Salle	61 69
												222	A	Holy Cross	49 54
												234	H	Lafayette	70 45
												239	A	Loyola Maryland	64 67
												247	A	Sacred Heart	55 65
												259	H	Fairfield	56 53
												261	H	Mt. St. Mary's	75 71
												266	A	LIU Brooklyn	69 72
												271	A	Colgate	59 51
												279	A	Cornell	62 57
												295	A	Monmouth	75 57
												342	H	NJIT	64 50
<hr/>															
LAST 12 Division I GAMES:															
				88	A	Navy	50 53	191	H	Boston U.	74 58				
				239	A	Loyola Maryland	64 67	222	A	Holy Cross	49 54				
				190	H	Army West Point	59 55	88	H	Navy	66 63				
				271	A	Colgate	59 51	234	H	Lafayette	70 45				
				71	A	American	64 82	266	A	LIU Brooklyn	69 72				
				147	H	Bucknell	66 62	342	H	NJIT	64 50				

Non-Div I Games: Mansfield 77 47

Lehigh

Average RPI Win:	279	WON-LOST	WINNING	LAST 10	STRENGTH OF	OPP. STRENGTH	TEAM	ADJ.	CONF.	ADJ CONF.
Average RPI Loss:	110	RECORD	PCT. RANK	GAMES	SCHEDULE	OF SCHEDULE	RPI	RPI	RPI	RPI
DIV. I ONLY	9- 8	150	0- 1	185	276	141	141	28	28	
DIV. I NON-CONF.	3- 7	254	0- 1	57	164	153	153	28	28	

TOTALS	RPI 1-25	RPI 26-50	W-L RECORDS	RPI 51-100	RPI 101-999	RPI 201+				
9- 8	0- 2	0- 1	OVERALL	0- 2	9- 3	8- 2				
4- 0	0- 0	0- 0	HOME	0- 0	4- 0	4- 0				
4- 6	0- 2	0- 0	AWAY	0- 1	4- 3	4- 2				
1- 2	0- 0	0- 1	NEUTRAL	0- 1	1- 0	0- 0				
3- 7	0- 2	0- 1	NON-CONFERENCE	0- 2	3- 2	2- 1				
1- 0	0- 0	0- 0	HOME	0- 0	1- 0	1- 0				
1- 5	0- 2	0- 0	AWAY	0- 1	1- 2	1- 1				
1- 2	0- 0	0- 1	NEUTRAL	0- 1	1- 0	0- 0				
6- 1	0- 0	0- 0	CONFERENCE	0- 0	6- 1	6- 1				
3- 0	0- 0	0- 0	HOME	0- 0	3- 0	3- 0				
3- 1	0- 0	0- 0	AWAY	0- 0	3- 1	3- 1				
0- 0	0- 0	0- 0	NEUTRAL	0- 0	0- 0	0- 0				

RPI 1-25				RPI 26-50				RPI 51-100				RPI 101+				Team's RPI: 141
RPI	S	Opponent	Score	RPI	S	Opponent	Score	RPI	S	Opponent	Score	RPI	S	Opponent	Score	
14	A	Duke	51 68	48	N	Houston	68 75	55	N	Northern Colo.	57 65	108	A	Drake	68 96	
22	A	Michigan	50 74					87	A	James Madison	47 58	201	N	Denver	82 69	
												206	A	Gardner-Webb	85 60	
												243	A	Presbyterian	76 64	
												254	H	Campbell	60 42	
												258	A	UNC Asheville	41 48	
												264	H	Valparaiso	61 40	
												290	A	Massachusetts	61 64	
												324	A	Old Dominion	63 55	
												329	H	Charleston So.	63 53	
												341	H	Winthrop	63 37	
												348	A	Longwood	63 51	
LAST 12 Division I GAMES:																
108	A	Drake	68 96	329	H	Charleston So.	63 53	243	A	Presbyterian	76 64	14	A	Duke	51 68	
348	A	Longwood	63 51	201	N	Denver	82 69	55	N	Northern Colo.	57 65	206	A	Gardner-Webb	85 60	
254	H	Campbell	60 42	87	A	James Madison	47 58					258	A	UNC Asheville	41 48	
258	A	UNC Asheville	41 48									264	H	Valparaiso	61 40	
206	A	Gardner-Webb	85 60									290	A	Massachusetts	61 64	
341	H	Winthrop	63 37									324	A	Old Dominion	63 55	

Non-Div I Games: Shippensburg 105 43 Limestone 68 38

Liberty

Average RPI Win:	298	WON-LOST	WINNING	LAST 10	STRENGTH OF	OPP. STRENGTH	TEAM	ADJ.	CONF.	ADJ CONF.
Average RPI Loss:	144	RECORD	PCT. RANK	GAMES	SCHEDULE	OF SCHEDULE	RPI	RPI	RPI	RPI
DIV. I ONLY	7- 14	262	5- 5	253	262	252	252	22	22	
DIV. I NON-CONF.	4- 11	279	2- 4	257	285	283	283	20	20	

TOTALS	RPI 1-25	RPI 26-50	W-L RECORDS	RPI 51-100	RPI 101-999	RPI 201+				
7- 14	0- 0	0- 2	OVERALL	0- 3	7- 9	7- 4				
2- 6	0- 0	0- 1	HOME	0- 2	2- 3	2- 2				
5- 8	0- 0	0- 1	AWAY	0- 1	5- 6	5- 2				
0- 0	0- 0	0- 0	NEUTRAL	0- 0	0- 0	0- 0				
4- 11	0- 0	0- 1	NON-CONFERENCE	0- 3	4- 7	4- 4				
2- 4	0- 0	0- 0	HOME	0- 2	2- 2	2- 2				
2- 7	0- 0	0- 1	AWAY	0- 1	2- 5	2- 2				
0- 0	0- 0	0- 0	NEUTRAL	0- 0	0- 0	0- 0				
3- 3	0- 0	0- 1	CONFERENCE	0- 0	3- 2	3- 0				
0- 2	0- 0	0- 1	HOME	0- 0	0- 1	0- 0				
3- 1	0- 0	0- 0	AWAY	0- 0	3- 1	3- 0				
0- 0	0- 0	0- 0	NEUTRAL	0- 0	0- 0	0- 0				

RPI 1-25				RPI 26-50				RPI 51-100				RPI 101+ Team's RPI: 252			
RPI	S	Opponent	Score	RPI	S	Opponent	Score	RPI	S	Opponent	Score	RPI	S	Opponent	Score
				32	A	Bal I St.	46 84	77	H	Belmont	59 91	106	A	Saint Louis	57 101
				33	H	FGCU	54 68	83	H	Alabama	51 73	114	A	Jacksonville	48 70
								90	A	Butler	58 70	122	A	Middle Tenn.	48 72
												129	A	Vanderbilt	82 92
												175	H	Stetson	55 59
												217	H	Morehead St.	55 75
												240	H	Austin Peay	63 71
												241	A	North Florida	73 69
												256	A	Col. of Charleston	69 85
												265	A	Kennesaw St.	64 62
												286	H	Alabama A&M	66 50
												294	H	Murray St.	65 64
												329	A	Charleston So.	58 54
												332	A	Tennessee Tech	61 57
												342	A	NJIT	74 58
												345	A	Tennessee St.	64 71
LAST 12 Division I GAMES:															
				342	A	NJIT	74 58	286	H	Alabama A&M	66 50				
				33	H	FGCU	54 68	129	A	Vanderbilt	82 92				
				175	H	Stetson	55 59	332	A	Tennessee Tech	61 57				
				241	A	North Florida	73 69	106	A	Saint Louis	57 101				
				114	A	Jacksonville	48 70	345	A	Tennessee St.	64 71				
				265	A	Kennesaw St.	64 62	83	H	Alabama	51 73				

Non-Div I Games:

Lipscomb

Average RPI Win:	217	WON-LOST	WINNING	LAST 10	STRENGTH OF	OPP. STRENGTH	TEAM	ADJ.	CONF.	ADJ CONF.
Average RPI Loss:	90	RECORD	PCT. RANK	GAMES	SCHEDULE	OF SCHEDULE	RPI	RPI	RPI	RPI
DIV. I ONLY	12- 8	116	9- 1	152	107	117	117	23	23	
DIV. I NON-CONF.	3- 8	268	0- 3	37	8	187	187	23	23	

TOTALS	RPI 1-25	RPI 26-50	W-L RECORDS	RPI 51-100	RPI 101-999	RPI 201+				
12- 8	0- 2	1- 1	OVERALL	0- 1	11- 4	7- 1				
8- 3	0- 0	1- 1	HOME	0- 0	7- 2	3- 1				
4- 5	0- 2	0- 0	AWAY	0- 1	4- 2	4- 0				
0- 0	0- 0	0- 0	NEUTRAL	0- 0	0- 0	0- 0				
3- 8	0- 2	1- 1	NON-CONFERENCE	0- 1	2- 4	0- 1				
3- 3	0- 0	1- 1	HOME	0- 0	2- 2	0- 1				
0- 5	0- 2	0- 0	AWAY	0- 1	0- 2	0- 0				
0- 0	0- 0	0- 0	NEUTRAL	0- 0	0- 0	0- 0				
9- 0	0- 0	0- 0	CONFERENCE	0- 0	9- 0	7- 0				
5- 0	0- 0	0- 0	HOME	0- 0	5- 0	3- 0				
4- 0	0- 0	0- 0	AWAY	0- 0	4- 0	4- 0				
0- 0	0- 0	0- 0	NEUTRAL	0- 0	0- 0	0- 0				

RPI 1-25				RPI 26-50				RPI 51-100				RPI 101+ Team's RPI: 117			
RPI	S	Opponent	Score	RPI	S	Opponent	Score	RPI	S	Opponent	Score	RPI	S	Opponent	Score
3	A	Mississippi St.	48 86	37	H	Oklahoma	68 56	74	A	Kansas St.	51 66	106	A	Saint Louis	45 48
13	A	Texas A&M	49 66	44	H	LSU	37 56					111	A	Rice	51 58
												125	H	Missouri St.	63 51
												159	H	Louisiana	78 43
												160	H	Texas St.	63 48
												165	H	Tulsa	61 74
												181	H	Memphis	86 57
												204	H	Louisiana Tech	49 58
												208	H	UT Arlington	59 57
												209	H	Arkansas St.	53 43
												272	A	Appalachian St.	52 40
												283	A	Coastal Caro.	51 49
												312	A	Georgia St.	65 50
												321	A	Ga. Southern	64 34
												333	H	La.-Monroe	57 37

LAST 12 Division I GAMES:															
283	A	Coastal Caro.	51 49	312	A	Georgia St.	65 50								
272	A	Appalachian St.	52 40	333	H	La.-Monroe	57 37								
209	H	Arkansas St.	53 43	159	H	Louisiana	78 43								
160	H	Texas St.	63 48	44	H	LSU	37 56								
208	H	UT Arlington	59 57	74	A	Kansas St.	51 66								
321	A	Ga. Southern	64 34	3	A	Mississippi St.	48 86								

Non-Div I Games:

Little Rock

Average RPI Win:	271	WON-LOST	WINNING	LAST 10	STRENGTH OF	OPP. STRENGTH	TEAM	ADJ.	CONF.	ADJ CONF.
Average RPI Loss:	210	RECORD	PCT. RANK	GAMES	SCHEDULE	OF SCHEDULE	RPI	RPI	RPI	RPI
DIV. I ONLY	2- 18	335	0- 10	297	268	336	336	21	21	
DIV. I NON-CONF.	2- 12	306	1- 5	258	318	320	320	21	21	

TOTALS	RPI 1-25	RPI 26-50	W-L RECORDS	RPI 51-100	RPI 101-999	RPI 201+				
2- 18	0- 1	0- 1	OVERALL	0- 0	2- 16	2- 11				
0- 8	0- 1	0- 0	HOME	0- 0	0- 7	0- 4				
2- 8	0- 0	0- 0	AWAY	0- 0	2- 0	2- 0				
0- 2	0- 0	0- 0	NEUTRAL	0- 0	0- 2	0- 1				
2- 12	0- 1	0- 1	NON-CONFERENCE	0- 0	2- 10	2- 8				
0- 6	0- 1	0- 0	HOME	0- 0	0- 5	0- 4				
2- 4	0- 0	0- 1	AWAY	0- 0	2- 3	2- 3				
0- 2	0- 0	0- 0	NEUTRAL	0- 0	0- 2	0- 1				
0- 6	0- 0	0- 0	CONFERENCE	0- 0	0- 6	0- 3				
0- 2	0- 0	0- 0	HOME	0- 0	0- 2	0- 0				
0- 4	0- 0	0- 0	AWAY	0- 0	0- 4	0- 3				
0- 0	0- 0	0- 0	NEUTRAL	0- 0	0- 0	0- 0				

RPI 1-25				RPI 26-50				RPI 51-100				RPI 101+				Team's RPI: 336
RPI	S	Opponent	Score	RPI	S	Opponent	Score	RPI	S	Opponent	Score	RPI	S	Opponent	Score	
8	H	Tennessee	61 90	43	A	Southern California	60 75					148	H	Loyola Marymount	69 84	
												171	H	Cal Poly	64 75	
												188	N	Oral Roberts	58 64	
												197	A	UC Santa Barbara	44 51	
												197	H	UC Santa Barbara	74 90	
												205	A	San Diego	40 74	
												212	H	Montana St.	51 62	
												223	H	Pepperdine	71 83	
												232	A	Montana	60 67	
												244	A	UC Riverside	53 77	
												246	A	Hawaii	66 74	
												248	H	New Mexico St.	63 72	
												260	H	Illinois St.	51 59	
												263	A	Grand Canyon	65 63	
												278	A	Arizona	80 72	
												301	A	Cal St. Fullerton	61 67	
												309	N	VCU	59 69	
												342	A	NJIT	57 73	

LAST 12 Division I GAMES:																
171	H	Cal Poly	64 75	309	N	VCU	59 69									
197	H	UC Santa Barbara	74 90	342	A	NJIT	57 73									
246	A	Hawaii	66 74	248	H	New Mexico St.	63 72									
301	A	Cal St. Fullerton	61 67	260	H	Illinois St.	51 59									
244	A	UC Riverside	53 77	8	H	Tennessee	61 90									
197	A	UC Santa Barbara	44 51	263	A	Grand Canyon	65 63									

Non-Div I Games:

Long Beach St.

Average RPI Win:	296	WON-LOST	WINNING	LAST 10	STRENGTH OF	OPP. STRENGTH	TEAM	ADJ.	CONF.	ADJ CONF.
Average RPI Loss:	241	RECORD	PCT. RANK	GAMES	SCHEDULE	OF SCHEDULE	RPI	RPI	RPI	RPI
DIV. I ONLY	2- 16	326	1- 9	320	349	348	348	28	28	
DIV. I NON-CONF.	1- 9	318	0- 3	339	348	349	349	28	28	

TOTALS	RPI 1-25	RPI 26-50	W-L RECORDS	RPI 51-100	RPI 101-999	RPI 201+				
2- 16	0- 0	0- 0	OVERALL	0- 1	2- 15	2- 12				
2- 6	0- 0	0- 0	HOME	0- 0	2- 6	2- 4				
0- 10	0- 0	0- 0	AWAY	0- 0	0- 0	0- 0				
0- 0	0- 0	0- 0	NEUTRAL	0- 0	0- 0	0- 0				
1- 9	0- 0	0- 0	NON-CONFERENCE	0- 1	1- 8	1- 8				
1- 3	0- 0	0- 0	HOME	0- 0	1- 3	1- 3				
0- 6	0- 0	0- 0	AWAY	0- 1	0- 5	0- 5				
0- 0	0- 0	0- 0	NEUTRAL	0- 0	0- 0	0- 0				
1- 7	0- 0	0- 0	CONFERENCE	0- 0	1- 7	1- 4				
1- 3	0- 0	0- 0	HOME	0- 0	1- 3	1- 1				
0- 4	0- 0	0- 0	AWAY	0- 0	0- 4	0- 3				
0- 0	0- 0	0- 0	NEUTRAL	0- 0	0- 0	0- 0				

RPI 1-25				RPI 26-50				RPI 51-100				RPI 101+				Team's RPI: 348	
RPI	S	Opponent	Score	RPI	S	Opponent	Score	RPI	S	Opponent	Score	RPI	S	Opponent	Score		
								96	A	George Mason	41	60	120	A	High Point	41	62
												141	H	Liberty	51	63	
												200	H	Radford	33	52	
												203	H	Norfolk St.	45	64	
												206	H	Gardner-Webb	54	61	
												207	A	Eastern Mich.	44	73	
												243	H	Presbyterian	66	56	
												254	A	Campbell	48	58	
												258	A	UNC Asheville	52	82	
												264	H	Valparaiso	68	81	
												277	H	Fairleigh Dickinson	52	72	
												310	A	Delaware St.	56	60	
												323	A	Wagner	43	60	
												326	A	Marshall	45	90	
												329	A	Charleston So.	57	73	
												334	A	N.C. Central	75	87	
												349	H	UMass Lowell	84	82	
LAST 12 Division I GAMES:																	
254	A	Campbell	48	58	243	H	Presbyterian	66	56	329	A	Charleston So.	57	73			
141	H	Liberty	51	63	203	H	Norfolk St.	45	64	96	A	George Mason	41	60			
120	A	High Point	41	62	207	A	Eastern Mich.	44	73	206	H	Gardner-Webb	54	61			
200	H	Radford	33	52	323	A	Wagner	43	60								

Non-Div I Games: Milligan 66 56

Longwood

Average RPI	Win:	252	WON-LOST	WINNING	LAST 10	STRENGTH OF	OPP. STRENGTH	TEAM	ADJ.	CONF.	ADJ CONF.
Average RPI	Loss:	99	RECORD	PCT. RANK	GAMES	SCHEDULE	OF SCHEDULE	RPI	RPI	RPI	RPI
DIV. I ONLY		10- 10	172	6- 4	130	194	159	159	23	23	
DIV. I NON-CONF.		5- 6	187	2- 1	91	90	142	142	23	23	

TOTALS	RPI 1-25		RPI 26-50		W-L RECORDS	RPI 51-100	RPI 101-999		RPI 201+		
10- 10	0- 2		0- 1		OVERALL	0- 2	10- 5		8- 2		
6- 3	0- 0		0- 0		HOME	0- 1	6- 2		5- 1		
3- 5	0- 1		0- 0		AWAY	0- 1	3- 1		2- 1		
1- 2	0- 1		0- 0		NEUTRAL	0- 0	1- 1		1- 0		
5- 6	0- 2		0- 1		NON-CONFERENCE	0- 1	5- 2		4- 0		
3- 1	0- 0		0- 0		HOME	0- 0	3- 1		2- 0		
1- 3	0- 1		0- 1		AWAY	0- 1	1- 0		1- 0		
1- 2	0- 1		0- 0		NEUTRAL	0- 0	1- 1		1- 0		
5- 4	0- 0		0- 0		CONFERENCE	0- 1	5- 3		4- 2		
3- 2	0- 0		0- 0		HOME	0- 1	3- 1		3- 1		
2- 2	0- 0		0- 0		AWAY	0- 0	2- 2		1- 1		
0- 0	0- 0		0- 0		NEUTRAL	0- 0	0- 0		0- 0		

RPI	S	Opponent	Score	RPI	S	Opponent	Score	RPI	S	Opponent	Score	RPI	S	Opponent	Score	Team's RPI: 159
3	N	Mississippi St.	37 94	44	A	LSU	45 60	62	A	Toledo	55 79	104	H	Auburn	60 70	
13	A	Texas A&M	62 83					91	H	South Ala.	57 72	117	A	Little Rock	43 78	
												131	N	Cleveland St.	45 54	
												160	A	Texas St.	65 58	
												186	H	New Orleans	66 57	
												208	A	UT Arlington	61 63	
												209	A	Arkansas St.	77 75	
												216	N	Niagara	68 52	
												218	H	Troy	55 62	
												272	H	Appalachian St.	61 45	
												274	H	Alcorn	67 47	
												283	H	Coastal Caro.	59 55	
												289	H	McNeese	98 86	
												297	A	Southeastern La.	68 56	
												333	H	La. -Monroe	63 55	

LAST 12 Division I GAMES:																
218	H	Troy	55 62	272	H	Appalachian St.	61 45									
91	H	South Ala.	57 72	209	A	Arkansas St.	77 75									
160	A	Texas St.	65 58	117	A	Little Rock	43 78									
208	A	UT Arlington	61 63	274	H	Alcorn	67 47									
333	H	La. -Monroe	63 55	44	A	LSU	45 60									
283	H	Coastal Caro.	59 55	297	A	Southeastern La.	68 56									

Non-Div I Games: Dillard

53 60

Louisiana

Average RPI Win:	254	WON-LOST	WINNING	LAST 10	STRENGTH OF	OPP. STRENGTH	TEAM	ADJ.	CONF.	ADJ CONF.
Average RPI Loss:	154	RECORD	PCT. RANK	GAMES	SCHEDULE	OF SCHEDULE	RPI	RPI	RPI	RPI
DIV. I ONLY	12- 7	100	7- 3	326	198	204	204	18	18	
DIV. I NON-CONF.	8- 4	87	5- 0	291	159	169	169	19	19	

TOTALS	RPI 1-25	RPI 26-50	W-L RECORDS	RPI 51-100	RPI 101-999	RPI 201+				
12- 7	0- 1	0- 0	OVERALL	1- 0	11- 6	9- 2				
9- 1	0- 0	0- 0	HOME	0- 0	9- 1	8- 0				
2- 5	0- 1	0- 0	AWAY	0- 0	2- 4	1- 1				
1- 1	0- 0	0- 0	NEUTRAL	1- 0	0- 1	0- 1				
8- 4	0- 1	0- 0	NON-CONFERENCE	1- 0	7- 3	5- 1				
6- 1	0- 0	0- 0	HOME	0- 0	6- 1	5- 0				
1- 2	0- 1	0- 0	AWAY	0- 0	1- 1	0- 0				
1- 1	0- 0	0- 0	NEUTRAL	1- 0	0- 1	0- 1				
4- 3	0- 0	0- 0	CONFERENCE	0- 0	4- 3	4- 1				
3- 0	0- 0	0- 0	HOME	0- 0	3- 0	3- 0				
1- 3	0- 0	0- 0	AWAY	0- 0	1- 3	1- 1				
0- 0	0- 0	0- 0	NEUTRAL	0- 0	0- 0	0- 0				

L
o
u
i
s
i
a
n
a
T
e
c
h

RPI 1-25				RPI 26-50				RPI 51-100				RPI 101+ Team's RPI: 204			
RPI	S	Opponent	Score	RPI	S	Opponent	Score	RPI	S	Opponent	Score	RPI	S	Opponent	Score
11	A	Texas	54 88					80	N	Penn St.	71 59	104	A	Auburn	59 75
												113	H	Clemson	47 55
												117	A	Little Rock	58 49
												167	A	Southern Miss.	50 65
												181	H	Memphis	65 40
												192	A	Fla. Atlantic	72 86
												216	N	Niagara	67 73
												225	H	North Texas	61 53
												255	H	Grambling	64 53
												273	A	FIU	54 57
												274	H	Alcorn	87 50
												289	H	McNeese	78 62
												315	H	UTSA	63 55
												324	H	Old Dominion	59 45
												326	A	Marshall	74 65
												327	H	Houston Baptist	85 62
												333	H	La.-Monroe	71 49

LAST 12 Division I GAMES:															
324	H	Old Dominion	59 45	225	H	North Texas	61 53								
192	A	Fla. Atlantic	72 86	274	H	Alcorn	87 50								
273	A	FIU	54 57	327	H	Houston Baptist	85 62								
326	A	Marshall	74 65	289	H	McNeese	78 62								
167	A	Southern Miss.	50 65	333	H	La.-Monroe	71 49								
315	H	UTSA	63 55	117	A	Little Rock	58 49								

L
o
u
i
s
i
a
n
a
T
e
c
h

Non-Div I Games: LSU-Alexandria 87 47

Average RPI Win:	110	WON-LOST	WINNING	LAST 10	STRENGTH OF	OPP. STRENGTH	TEAM	ADJ.	CONF.	ADJ CONF.
Average RPI Loss:	4	RECORD	PCT. RANK	GAMES	SCHEDULE	OF SCHEDULE	RPI	RPI	RPI	RPI

DIV. I ONLY	21- 1	3	9- 1	23	5	5	5	1	1
DIV. I NON-CONF.	14- 0	1	4- 0	126	19	11	11	1	1

TOTALS	RPI 1-25	RPI 26-50	W-L RECORDS	RPI 51-100	RPI 101-999	RPI 201+			
21- 1	6- 1	1- 0	OVERALL	5- 0	9- 0	5- 0			
12- 1	4- 1	0- 0	HOME	2- 0	6- 0	4- 0			
9- 0	2- 0	1- 0	AWAY	3- 0	3- 0	1- 0			
0- 0	0- 0	0- 0	NEUTRAL	0- 0	0- 0	0- 0			
14- 0	3- 0	1- 0	NON-CONFERENCE	2- 0	8- 0	5- 0			
9- 0	2- 0	0- 0	HOME	1- 0	6- 0	4- 0			
5- 0	1- 0	1- 0	AWAY	1- 0	2- 0	1- 0			
0- 0	0- 0	0- 0	NEUTRAL	0- 0	0- 0	0- 0			
7- 1	3- 1	0- 0	CONFERENCE	3- 0	1- 0	0- 0			
3- 1	2- 1	0- 0	HOME	1- 0	0- 0	0- 0			
4- 0	1- 0	0- 0	AWAY	2- 0	1- 0	0- 0			
0- 0	0- 0	0- 0	NEUTRAL	0- 0	0- 0	0- 0			

RPI 1-25	Team's RPI: 5	RPI 26-50	RPI 51-100	RPI 101+
RPI S Opponent Score	RPI S Opponent Score	RPI S Opponent Score	RPI S Opponent Score	RPI S Opponent Score
2 H Notre Dame 100 67	40 A South Dakota St. 68 64	60 H Virginia Tech 67 56	105 A Kentucky 87 63	
4 H Florida St. 49 50		62 H Toledo 90 55	122 H Middle Tenn. 80 26	
6 A Ohio St. 95 90		64 A Georgia Tech 74 71	129 H Vanderbilt 79 57	
7 H Oregon 74 61		66 A Miami (FL) 84 74	150 A Pittsburgh 77 51	
14 H Duke 66 60		69 A Indiana 72 59	202 H Southeast Mo. St. 80 40	
18 A NC State 55 47			227 H UT Martin 91 56	
22 H Michigan 74 49			294 H Murray St. 115 51	
			316 A Air Force 62 50	
			345 H Tennessee St. 95 56	

LAST 12 Division I GAMES:				
66 A Miami (FL) 84 74	18 A NC State 55 47			
4 H Florida St. 49 50	64 A Georgia Tech 74 71			
150 A Pittsburgh 77 51	316 A Air Force 62 50			
2 H Notre Dame 100 67	105 A Kentucky 87 63			
60 H Virginia Tech 67 56	345 H Tennessee St. 95 56			
14 H Duke 66 60	122 H Middle Tenn. 80 26			

Non-Div I Games:

Louisville

Average RPI	Win:	307	WON-LOST	WINNING	LAST 10	STRENGTH OF	OPP. STRENGTH	TEAM	ADJ.	CONF.	ADJ CONF.
Average RPI	Loss:	146	RECORD	PCT. RANK	GAMES	SCHEDULE	OF SCHEDULE	RPI	RPI	RPI	RPI
DIV. I ONLY		3- 16		318	2- 8	232	150	307	307	24	24
DIV. I NON-CONF.		2- 9		295	1- 3	232	88	285	285	22	22

TOTALS	RPI 1-25		RPI 26-50		W-L RECORDS	RPI 51-100		RPI 101-999		RPI 201+	
3- 16	0- 2		0- 1		OVERALL	0- 3		3- 10		3- 5	
2- 5	0- 1		0- 0		HOME	0- 1		2- 3		2- 3	
1- 11	0- 1		0- 1		AWAY	0- 2		1- 7		1- 2	
0- 0	0- 0		0- 0		NEUTRAL	0- 0		0- 0		0- 0	
2- 9	0- 2		0- 1		NON-CONFERENCE	0- 3		2- 3		2- 2	
1- 3	0- 1		0- 0		HOME	0- 1		1- 1		1- 1	
1- 6	0- 1		0- 1		AWAY	0- 2		1- 2		1- 1	
0- 0	0- 0		0- 0		NEUTRAL	0- 0		0- 0		0- 0	
1- 7	0- 0		0- 0		CONFERENCE	0- 0		1- 7		1- 3	
1- 2	0- 0		0- 0		HOME	0- 0		1- 2		1- 2	
0- 5	0- 0		0- 0		AWAY	0- 0		0- 5		0- 1	
0- 0	0- 0		0- 0		NEUTRAL	0- 0		0- 0		0- 0	

RPI 1-25				RPI 26-50				RPI 51-100				RPI 101+ Team's RPI: 307			
RPI	S	Opponent	Score	RPI	S	Opponent	Score	RPI	S	Opponent	Score	RPI	S	Opponent	Score
16	H	Green Bay	39 76	29	A	DePaul	47 88	90	A	Butler	52 64	108	A	Drake	46 72
19	A	Marquette	30 92					95	H	Western Mi ch.	47 65	125	A	Missouri St.	36 75
								100	A	Milwaukee	41 63	138	A	Northern Ill.	71 80
												145	A	Southern Ill.	46 62
												155	A	UNI	41 70
												233	H	Bradley	57 59
												242	H	Youngstown St.	49 73
												260	H	Illinois St.	62 59
												264	A	Valparaiso	60 76
												267	H	Indiana St.	65 73
												304	A	Fort Wayne	70 79
												320	H	Ill.-Chicago	57 55
												340	A	Chicago St.	46 28

LAST 12 Division I GAMES:															
267	H	Indiana St.	65 73	108	A	Drake	46 72								
125	A	Missouri St.	36 75	155	A	UNI	41 70								
145	A	Southern Ill.	46 62	320	H	Ill.-Chicago	57 55								
264	A	Valparaiso	60 76	90	A	Butler	52 64								
260	H	Illinois St.	62 59	16	H	Green Bay	39 76								
233	H	Bradley	57 59	138	A	Northern Ill.	71 80								

Non-Div I Games:

Loyol a Chi cago

Average RPI Win:	216	WON-LOST	WINNING	LAST 10	STRENGTH OF	OPP. STRENGTH	TEAM	ADJ.	CONF.	ADJ CONF.
Average RPI Loss:	154	RECORD	PCT. RANK	GAMES	SCHEDULE	OF SCHEDULE	RPI	RPI	RPI	RPI
DIV. I ONLY	6- 15	284	4- 6	106	269	239	239	15	15	
DIV. I NON-CONF.	2- 9	295	0- 2	95	313	256	256	18	18	

TOTALS	RPI 1-25	RPI 26-50	W-L RECORDS	RPI 51-100	RPI 101-999	RPI 201+				
6- 15	0- 2	0- 0	OVERALL	0- 3	6- 10	4- 4				
4- 5	0- 0	0- 0	HOME	0- 2	4- 3	3- 1				
2- 10	0- 2	0- 0	AWAY	0- 1	2- 7	1- 3				
0- 0	0- 0	0- 0	NEUTRAL	0- 0	0- 0	0- 0				
2- 9	0- 2	0- 0	NON-CONFERENCE	0- 1	2- 6	2- 3				
1- 3	0- 0	0- 0	HOME	0- 1	1- 2	1- 1				
1- 6	0- 2	0- 0	AWAY	0- 0	1- 4	1- 2				
0- 0	0- 0	0- 0	NEUTRAL	0- 0	0- 0	0- 0				
4- 6	0- 0	0- 0	CONFERENCE	0- 2	4- 4	2- 1				
3- 2	0- 0	0- 0	HOME	0- 1	3- 1	2- 0				
1- 4	0- 0	0- 0	AWAY	0- 1	1- 3	0- 1				
0- 0	0- 0	0- 0	NEUTRAL	0- 0	0- 0	0- 0				

RPI 1-25				RPI 26-50				RPI 51-100				RPI 101+ Team's RPI: 239			
RPI	S	Opponent	Score	RPI	S	Opponent	Score	RPI	S	Opponent	Score	RPI	S	Opponent	Score
19	A	Marquette	63 83					71	H	Americ an	58 71	116	A	Del aware	38 71
23	A	Maryl and	45 114					88	A	Navy	44 73	132	H	Georgetown	54 72
								96	H	George Mason	72 80	144	A	William & Mary	49 70
												147	A	Bucknell I	68 65
												172	H	Lehi gh	67 64
												190	A	Army West Point	47 62
												190	H	Army West Point	62 69
												191	A	Boston U.	56 75
												203	A	Norfolk St.	61 58
												222	H	Holy Cross	77 60
												234	A	Lafayette	54 65
												261	A	Mt. St. Mary's	63 71
												271	H	Col gate	70 55
												276	H	Towson	67 76
												279	H	Cornel I	78 63
												285	A	St. Francis Brooklyn	47 64

LAST 12 Division I GAMES:															
190	A	Army West Point	47 62	222	H	Holy Cross	77 60								
172	H	Lehi gh	67 64	191	A	Boston U.	56 75								
271	H	Col gate	70 55	190	H	Army West Point	62 69								
147	A	Bucknell I	68 65	88	A	Navy	44 73								
234	A	Lafayette	54 65	116	A	Del aware	38 71								
71	H	Americ an	58 71	23	A	Maryl and	45 114								

Non-Div I Games:

Loyola Maryl and

Average RPI Win:	208	WON-LOST	WINNING	LAST 10	STRENGTH OF	OPP. STRENGTH	TEAM	ADJ.	CONF.	ADJ CONF.
Average RPI Loss:	146	RECORD	PCT. RANK	GAMES	SCHEDULE	OF SCHEDULE	RPI	RPI	RPI	RPI
DIV. I ONLY	13- 7	89	6- 4	259	141	148	148	12	12	
DIV. I NON-CONF.	7- 3	74	1- 1	306	142	168	168	11	11	

TOTALS	RPI 1-25	RPI 26-50	W-L RECORDS	RPI 51-100	RPI 101-999	RPI 201+				
13- 7	0- 0	0- 1	OVERALL	1- 1	12- 5	8- 3				
7- 4	0- 0	0- 1	HOME	1- 0	6- 3	3- 2				
6- 3	0- 0	0- 0	AWAY	0- 1	6- 2	5- 1				
0- 0	0- 0	0- 0	NEUTRAL	0- 0	0- 0	0- 0				
7- 3	0- 0	0- 1	NON-CONFERENCE	0- 0	7- 2	4- 2				
4- 2	0- 0	0- 1	HOME	0- 0	4- 1	2- 1				
3- 1	0- 0	0- 0	AWAY	0- 0	3- 1	2- 1				
0- 0	0- 0	0- 0	NEUTRAL	0- 0	0- 0	0- 0				
6- 4	0- 0	0- 0	CONFERENCE	1- 1	5- 3	4- 1				
3- 2	0- 0	0- 0	HOME	1- 0	2- 2	1- 1				
3- 2	0- 0	0- 0	AWAY	0- 1	3- 1	3- 0				
0- 0	0- 0	0- 0	NEUTRAL	0- 0	0- 0	0- 0				

RPI 1-25				RPI 26-50				RPI 51-100				RPI 101+ Team's RPI: 148			
RPI	S	Opponent	Score	RPI	S	Opponent	Score	RPI	S	Opponent	Score	RPI	S	Opponent	Score
				43	H	Southern Cal i forn i a	70 80	56	A	Gonzaga	67 77	106	A	Saint Lou i s	62 60
								89	H	Saint Mary's (CA)	69 57	110	H	Mi ami (OH)	84 71
												121	H	BYU	55 67
												152	H	Paci fi c	75 60
												161	A	San Franci sco	60 78
												197	H	UC Santa Barbara	67 61
												205	A	San Di ego	67 53
												205	H	San Di ego	54 60
												207	H	Eastern Mi ch.	73 64
												219	H	CSUN	68 75
												220	A	SMU	60 63
												223	H	Pepperdi ne	75 60
												244	A	UC Ri versi de	67 59
												257	A	Santa Clara	65 51
												278	H	Ari zona	84 70
												299	A	Portland	63 60
												336	A	Long Beach St.	84 69

LAST 12 Di vi si on I GAMES:															
205	A	San Di ego	67 53	56	A	Gonzaga	67 77								
223	H	Pepperdi ne	75 60	257	A	Santa Clara	65 51								
299	A	Portl and	63 60	152	H	Paci fi c	75 60								
121	H	BYU	55 67	89	H	Saint Mary's (CA)	69 57								
205	H	San Di ego	54 60	220	A	SMU	60 63								
161	A	San Franci sco	60 78	197	H	UC Santa Barbara	67 61								

Non-Di v I Games: Cal St. Dom. Hills 84 52

Loyola Marymount

Average RPI Win:	208	WON-LOST	WINNING	LAST 10	STRENGTH OF	OPP. STRENGTH	TEAM	ADJ.	CONF.	ADJ CONF.
Average RPI Loss:	59	RECORD	PCT. RANK	GAMES	SCHEDULE	OF SCHEDULE	RPI	RPI	RPI	RPI
DIV. I ONLY	10- 8	137	6- 4	54	88	73	73	20	20	
DIV. I NON-CONF.	5- 6	187	2- 2	42	2	67	67	24	24	

TOTALS	RPI 1-25	RPI 26-50	W-L RECORDS	RPI 51-100	RPI 101-999	RPI 201+				
10- 8	0- 3	0- 0	OVERALL	1- 4	9- 1	5- 0				
4- 2	0- 0	0- 0	HOME	1- 1	3- 1	3- 0				
5- 6	0- 3	0- 0	AWAY	0- 3	5- 0	1- 0				
1- 0	0- 0	0- 0	NEUTRAL	0- 0	1- 0	1- 0				
5- 6	0- 3	0- 0	NON-CONFERENCE	1- 3	4- 0	2- 0				
2- 1	0- 0	0- 0	HOME	1- 1	1- 0	1- 0				
2- 5	0- 3	0- 0	AWAY	0- 2	2- 0	0- 0				
1- 0	0- 0	0- 0	NEUTRAL	0- 0	1- 0	1- 0				
5- 2	0- 0	0- 0	CONFERENCE	0- 1	5- 1	3- 0				
2- 1	0- 0	0- 0	HOME	0- 0	2- 1	2- 0				
3- 1	0- 0	0- 0	AWAY	0- 1	3- 0	1- 0				
0- 0	0- 0	0- 0	NEUTRAL	0- 0	0- 0	0- 0				

Maine

Maine

RPI 1-25				RPI 26-50				RPI 51-100 Team's RPI: 73				RPI 101+			
RPI	S	Opponent	Score	RPI	S	Opponent	Score	RPI	S	Opponent	Score	RPI	S	Opponent	Score
3	A	Mississippi St.	43 83					62	A	Toledo	64 65	103	A	Dartmouth	64 51
6	A	Ohio St.	70 83					66	A	Miami (FL)	70 80	153	A	Hartford	59 44
14	A	Duke	39 69					67	H	Harvard	76 51	154	H	Binghamton	62 66
								68	A	Albany (NY)	54 68	178	A	New Hampshire	56 46
								97	H	Tulane	34 42	183	A	Boston College	61 40
												224	H	Stony Brook	64 56
												265	N	Kennesaw St.	75 39
												281	H	Bryant	70 68
												292	H	Vermont	64 55
												330	A	UMBC	64 50
LAST 12 Division I GAMES:															
178	A	New Hampshire	56 46	224	H	Stony Brook	64 56	183	A	Boston College	61 40	14	A	Duke	39 69
153	A	Hartford	59 44	6	A	Ohio St.	70 83	3	A	Mississippi St.	43 83	103	A	Dartmouth	64 51
292	H	Vermont	64 55												
68	A	Albany (NY)	54 68												
330	A	UMBC	64 50												
154	H	Binghamton	62 66												

Non-Div I Games: Maine Maritime 89 49 Me.-Fort Kent 100 40

Maine

Average RPI Win:	302	WON-LOST	WINNING	LAST 10	STRENGTH OF	OPP. STRENGTH	TEAM	ADJ.	CONF.	ADJ CONF.
Average RPI Loss:	132	RECORD	PCT. RANK	GAMES	SCHEDULE	OF SCHEDULE	RPI	RPI	RPI	RPI
DIV. I ONLY	7- 12	244	5- 5	187	260	238	238	27	27	
DIV. I NON-CONF.	3- 8	268	1- 3	77	235	206	206	25	25	

TOTALS	RPI 1-25	RPI 26-50	W-L RECORDS	RPI 51-100	RPI 101-999	RPI 201+				
7- 12	0- 0	0- 2	OVERALL	0- 4	7- 6	7- 3				
4- 3	0- 0	0- 0	HOME	0- 3	4- 0	4- 0				
2- 9	0- 0	0- 2	AWAY	0- 1	2- 6	2- 3				
1- 0	0- 0	0- 0	NEUTRAL	0- 0	1- 0	1- 0				
3- 8	0- 0	0- 2	NON-CONFERENCE	0- 3	3- 3	3- 2				
1- 2	0- 0	0- 0	HOME	0- 2	1- 0	1- 0				
1- 6	0- 0	0- 2	AWAY	0- 1	1- 3	1- 2				
1- 0	0- 0	0- 0	NEUTRAL	0- 0	1- 0	1- 0				
4- 4	0- 0	0- 0	CONFERENCE	0- 1	4- 3	4- 1				
3- 1	0- 0	0- 0	HOME	0- 1	3- 0	3- 0				
1- 3	0- 0	0- 0	AWAY	0- 0	1- 3	1- 1				
0- 0	0- 0	0- 0	NEUTRAL	0- 0	0- 0	0- 0				

RPI 1-25				RPI 26-50				RPI 51-100				RPI 101+				Team's RPI: 238	
RPI	S	Opponent	Score	RPI	S	Opponent	Score	RPI	S	Opponent	Score	RPI	S	Opponent	Score		
				28	A	Cal i forni a	66 87	59	H	Qui nni pi ac	64 80	177	A	Marist	40 65		
				31	A	Vi rgi ni a	47 69	68	H	Al bany (NY)	56 62	178	A	New Hampshi re	55 68		
								76	H	Fordham	48 54	195	A	Si ena	51 56		
								80	A	Penn St.	46 78	216	A	Ni agara	64 65		
												224	A	Stony Brook	59 74		
												247	A	Sacred Heart	61 65		
												266	A	LIU Brookl yn	72 38		
												285	H	St. Franci s Brookl yn	57 54		
												291	A	Canis i us	59 56		
												291	H	Canis i us	58 39		
												303	N	Coppin St.	74 56		
												337	H	Saint Peter' s	76 64		
												343	H	Iona	67 63		
LAST 12 Di vi si on I GAMES:																	
				195	A	Si ena	51 56	59	H	Qui nni pi ac	64 80						
				343	H	Iona	67 63	337	H	Saint Peter' s	76 64						
				216	A	Ni agara	64 65	31	A	Vi rgi ni a	47 69						
				291	A	Canis i us	59 56	266	A	LIU Brookl yn	72 38						
				177	A	Marist	40 65	178	A	New Hampshi re	55 68						
				291	H	Canis i us	58 39	68	H	Al bany (NY)	56 62						

Non-Di v I Games:

Manhattan

Average RPI Win:	265	WON-LOST	WINNING	LAST 10	STRENGTH OF	OPP. STRENGTH	TEAM	ADJ.	CONF.	ADJ CONF.
Average RPI Loss:	121	RECORD	PCT. RANK	GAMES	SCHEDULE	OF SCHEDULE	RPI	RPI	RPI	RPI
DIV. I ONLY	11- 10	163	8- 2	224	215	177	177	27	27	
DIV. I NON-CONF.	4- 8	239	2- 1	176	150	228	228	25	25	

TOTALS	RPI 1-25	RPI 26-50	W-L RECORDS	RPI 51-100	RPI 101-999	RPI 201+				
11- 10	0- 0	0- 2	OVERALL	0- 3	11- 5	10- 1				
6- 2	0- 0	0- 0	HOME	0- 1	6- 1	6- 0				
5- 6	0- 0	0- 0	AWAY	0- 2	5- 4	4- 1				
0- 2	0- 0	0- 2	NEUTRAL	0- 0	0- 0	0- 0				
4- 8	0- 0	0- 2	NON-CONFERENCE	0- 2	4- 4	3- 1				
2- 2	0- 0	0- 0	HOME	0- 1	2- 1	2- 0				
2- 4	0- 0	0- 0	AWAY	0- 1	2- 3	1- 1				
0- 2	0- 0	0- 2	NEUTRAL	0- 0	0- 0	0- 0				
7- 2	0- 0	0- 0	CONFERENCE	0- 1	7- 1	7- 0				
4- 0	0- 0	0- 0	HOME	0- 0	4- 0	4- 0				
3- 2	0- 0	0- 0	AWAY	0- 1	3- 1	3- 0				
0- 0	0- 0	0- 0	NEUTRAL	0- 0	0- 0	0- 0				

RPI 1-25				RPI 26-50				RPI 51-100				RPI 101+				Team's RPI: 177
RPI	S	Opponent	Score	RPI	S	Opponent	Score	RPI	S	Opponent	Score	RPI	S	Opponent	Score	
				43	N	Southern Cal i forni a	57 78	59	A	Qui nni pi ac	56 62	103	H	Dartmouth	51 60	
				49	N	Purdue	47 61	88	H	Navy	70 77	162	A	Northeastern	72 78	
								93	A	Seton Hal l	60 85	174	A	Temple	77 83	
												191	A	Boston U.	80 52	
												195	A	Si ena	53 58	
												216	A	Ni agara	84 78	
												222	H	Holy Cross	85 74	
												238	H	Manhattan	65 40	
												246	A	Hawai i	63 70	
												259	H	Fai rfi el d	71 63	
												269	A	Ri der	80 69	
												269	H	Ri der	68 67	
												290	A	Massachusetts	88 60	
												295	H	Monmouth	69 46	
												325	H	Rhode Island	64 42	
												337	A	Saint Peter's	86 53	

LAST 12 Divi si on I GAMES:																
				216	A	Ni agara	84 78	337	A	Saint Peter's	86 53					
				269	H	Ri der	68 67	295	H	Monmouth	69 46					
				195	A	Si ena	53 58	269	A	Ri der	80 69					
				259	H	Fai rfi el d	71 63	290	A	Massachusetts	88 60					
				59	A	Qui nni pi ac	56 62	174	A	Temple	77 83					
				238	H	Manhattan	65 40	191	A	Boston U.	80 52					

Non-Di v I Games:

Marist

Average RPI Win:	139	WON-LOST	WINNING	LAST 10	STRENGTH OF	OPP. STRENGTH	TEAM	ADJ.	CONF.	ADJ CONF.
Average RPI Loss:	42	RECORD	PCT. RANK	GAMES	SCHEDULE	OF SCHEDULE	RPI	RPI	RPI	RPI
DIV. I ONLY	14- 6	68	8- 2	24	32	19	19	6	6	
DIV. I NON-CONF.	6- 5	153	2- 1	20	44	49	49	5	5	

TOTALS	RPI 1-25	RPI 26-50	W-L RECORDS	RPI 51-100	RPI 101-999	RPI 201+				
14- 6	1- 4	3- 0	OVERALL	3- 1	7- 1	3- 0				
9- 0	0- 0	2- 0	HOME	2- 0	5- 0	2- 0				
4- 5	1- 3	1- 0	AWAY	1- 1	1- 1	0- 0				
1- 1	0- 1	0- 0	NEUTRAL	0- 0	1- 0	1- 0				
6- 5	0- 4	0- 0	NON-CONFERENCE	1- 1	5- 0	3- 0				
4- 0	0- 0	0- 0	HOME	0- 0	4- 0	2- 0				
1- 4	0- 3	0- 0	AWAY	1- 1	0- 0	0- 0				
1- 1	0- 1	0- 0	NEUTRAL	0- 0	1- 0	1- 0				
8- 1	1- 0	3- 0	CONFERENCE	2- 0	2- 1	0- 0				
5- 0	0- 0	2- 0	HOME	2- 0	1- 0	0- 0				
3- 1	1- 0	1- 0	AWAY	0- 0	1- 1	0- 0				
0- 0	0- 0	0- 0	NEUTRAL	0- 0	0- 0	0- 0				

RPI 1-25				RPI 26-50				RPI 51-100				RPI 101+			
RPI	S	Opponent	Score	RPI	S	Opponent	Score	RPI	S	Opponent	Score	RPI	S	Opponent	Score
2	A	Notre Dame	85 91	29	H	DePaul	93 81	72	A	New Mexico	87 88	132	A	Georgetown	58 85
8	N	Tennessee	99 101	39	H	St. John's (NY)	74 72	90	H	Butler	69 67	173	H	Xavier	88 67
16	A	Green Bay	55 63	45	A	Creighton	92 77	93	H	Seton Hall	97 84	189	H	Wisconsin	88 65
22	A	Michigan	76 82					100	A	Milwaukee	83 68	190	H	Army West Point	83 53
24	A	Villanova	67 57									193	A	Providence	77 60
												232	N	Montana	87 68
												239	H	Loyola Maryland	83 63
												307	H	Loyola Chicago	92 30

LAST 12 Division I GAMES:															
24	A	Villanova	67 57	29	H	DePaul	93 81	93	H	Seton Hall	97 84				
132	A	Georgetown	58 85	39	H	St. John's (NY)	74 72	2	A	Notre Dame	85 91				
173	H	Xavier	88 67					100	A	Milwaukee	83 68				
90	H	Butler	69 67					190	H	Army West Point	83 53				
193	A	Providence	77 60												
45	A	Creighton	92 77												

Non-Div I Games:

Marquette

Average RPI Win:	330	WON-LOST	WINNING	LAST 10	STRENGTH OF	OPP. STRENGTH	TEAM	ADJ.	CONF.	ADJ CONF.
Average RPI Loss:	166	RECORD	PCT. RANK	GAMES	SCHEDULE	OF SCHEDULE	RPI	RPI	RPI	RPI
DIV. I ONLY	4- 13	299	1- 7	303	214	326	326	18	18	
DIV. I NON-CONF.	4- 7	226	2- 2	330	242	323	323	19	19	

TOTALS	RPI 1-25	RPI 26-50	W-L RECORDS	RPI 51-100	RPI 101-999	RPI 201+				
4- 13	0- 0	0- 1	OVERALL	0- 2	4- 10	4- 4				
3- 7	0- 0	0- 1	HOME	0- 2	3- 4	3- 2				
1- 6	0- 0	0- 0	AWAY	0- 0	1- 6	1- 2				
0- 0	0- 0	0- 0	NEUTRAL	0- 0	0- 0	0- 0				
4- 7	0- 0	0- 0	NON-CONFERENCE	0- 2	4- 5	4- 1				
3- 4	0- 0	0- 0	HOME	0- 2	3- 2	3- 1				
1- 3	0- 0	0- 0	AWAY	0- 0	1- 3	1- 0				
0- 0	0- 0	0- 0	NEUTRAL	0- 0	0- 0	0- 0				
0- 6	0- 0	0- 1	CONFERENCE	0- 0	0- 5	0- 3				
0- 3	0- 0	0- 1	HOME	0- 0	0- 2	0- 1				
0- 3	0- 0	0- 0	AWAY	0- 0	0- 3	0- 2				
0- 0	0- 0	0- 0	NEUTRAL	0- 0	0- 0	0- 0				

RPI	S	Opponent	Score	RPI	S	Opponent	Score	RPI	S	Opponent	Score	RPI	S	Opponent	Score
46	H	Western Ky.	66 86	80	H	Penn St.	65 80	105	A	Kentucky	39 69	122	H	Middle Tenn.	57 73
				81	H	Ohio	52 54	131	A	Cleveland St.	76 85	145	H	Southern Ill.	59 64
								179	A	Florida	69 74	192	A	Fla. Atlantic	59 79
								204	H	Louisiana Tech	65 74	272	H	Appalachian St.	54 56
								273	A	FIU	54 67	287	H	Morgan St.	73 68
								324	A	Old Dominion	53 69	341	H	Winthrop	70 40
								345	A	Tennessee St.	71 65	348	H	Longwood	90 45

Team's RPI: 326															
LAST 12 Division I GAMES:															
122	H	Middle Tenn.	57 73	345	A	Tennessee St.	71 65	272	H	Appalachian St.	54 56	179	A	Florida	69 74
46	H	Western Ky.	66 86	287	H	Morgan St.	73 68	145	H	Southern Ill.	59 64	341	H	Winthrop	70 40
324	A	Old Dominion	53 69	105	A	Kentucky	39 69	122	H	Middle Tenn.	57 73	131	A	Cleveland St.	76 85
204	H	Louisiana Tech	65 74	80	H	Penn St.	65 80	81	H	Ohio	52 54	145	H	Southern Ill.	59 64
273	A	FIU	54 67	105	A	Kentucky	39 69	122	H	Middle Tenn.	57 73	179	A	Florida	69 74
192	A	Fla. Atlantic	59 79	122	H	Middle Tenn.	57 73	131	A	Cleveland St.	76 85	145	H	Southern Ill.	59 64

Non-Div I Games: Ky. Christian 111 38 Alice Lloyd 96 46

Marshall

Average RPI Win:	153	WON-LOST	WINNING	LAST 10	STRENGTH OF	OPP. STRENGTH	TEAM	ADJ.	CONF.	ADJ CONF.
Average RPI Loss:	20	RECORD	PCT. RANK	GAMES	SCHEDULE	OF SCHEDULE	RPI	RPI	RPI	RPI
DIV. I ONLY	18- 3	13	2- 0	74	23	23	23	3	3	
DIV. I NON-CONF.	11- 2	23	1- 0	113	43	31	31	4	4	

TOTALS	RPI 1-25	RPI 26-50	W-L RECORDS	RPI 51-100	RPI 101-999	RPI 201+				
18- 3	1- 2	2- 1	OVERALL	4- 0	11- 0	7- 0				
10- 2	1- 1	1- 1	HOME	2- 0	6- 0	4- 0				
7- 1	0- 1	1- 0	AWAY	2- 0	4- 0	2- 0				
1- 0	0- 0	0- 0	NEUTRAL	0- 0	1- 0	1- 0				
11- 2	0- 2	1- 0	NON-CONFERENCE	2- 0	8- 0	7- 0				
6- 1	0- 1	0- 0	HOME	1- 0	5- 0	4- 0				
4- 1	0- 1	1- 0	AWAY	1- 0	2- 0	2- 0				
1- 0	0- 0	0- 0	NEUTRAL	0- 0	1- 0	1- 0				
7- 1	1- 0	1- 1	CONFERENCE	2- 0	3- 0	0- 0				
4- 1	1- 0	1- 1	HOME	1- 0	1- 0	0- 0				
3- 0	0- 0	0- 0	AWAY	1- 0	2- 0	0- 0				
0- 0	0- 0	0- 0	NEUTRAL	0- 0	0- 0	0- 0				

RPI	S	Opponent	Score	RPI	S	Opponent	Score	RPI	S	Opponent	Score	RPI	S	Opponent	Score
1	A	UConn	72 97	27	H	Iowa	80 64	66	A	Miami (FL)	79 71	112	H	George Washington	80 54
6	H	Ohio St.	99 69	31	A	Virginia	60 59	68	H	Albany (NY)	91 58	169	H	Illinois	100 65
20	H	South Carolina	86 94	38	H	Michigan St.	68 82	69	H	Indiana	74 70	184	A	Northwestern	68 65
								80	A	Penn St.	69 65	189	A	Wisconsin	71 44
												216	H	Niagara	92 65
												221	A	Akron	75 54
												239	H	Loyola Maryland	114 45
												251	H	Howard	111 49
												261	H	Mt. St. Mary's	97 57
												265	N	Kennesaw St.	89 35
												303	A	Coppin St.	113 49

LAST 12 Division I GAMES:															
66	A	Miami (FL)	79 71	27	H	Iowa	80 64	66	A	Miami (FL)	79 71	112	H	George Washington	80 54
184	A	Northwestern	68 65	80	A	Penn St.	69 65	68	H	Albany (NY)	91 58	169	H	Illinois	100 65
6	H	Ohio St.	99 69	169	H	Illinois	100 65	69	H	Indiana	74 70	184	A	Northwestern	68 65
69	H	Indiana	74 70	303	A	Coppin St.	113 49	80	A	Penn St.	69 65	189	A	Wisconsin	71 44
38	H	Michigan St.	68 82	239	H	Loyola Maryland	114 45					216	H	Niagara	92 65
189	A	Wisconsin	71 44	112	H	George Washington	80 54					221	A	Akron	75 54

Non-Div I Games:

Maryland

Average RPI Win: 293		WON-LOST RECORD	WINNING PCT. RANK	LAST 10 GAMES	STRENGTH OF SCHEDULE	OPP. STRENGTH OF SCHEDULE	TEAM RPI	ADJ. RPI	CONF. RPI	ADJ. CONF. RPI
Average RPI Loss: 170										
DIV. I ONLY		7- 11	242	3- 7	337	261	290	290	13	13
DIV. I NON-CONF.		6- 5	153	3- 1	344	337	291	291	10	10
TOTALS		RPI 1-25	RPI 26-50	W-L RECORDS		RPI 51-100	RPI 101-999	RPI 201+		
7- 11	0- 0		0- 0	OVERALL		0- 2	7- 9	6- 3		
4- 4	0- 0		0- 0	HOME		0- 1	4- 3	3- 0		
2- 7	0- 0		0- 0	AWAY		0- 1	2- 6	2- 3		
1- 0	0- 0		0- 0	NEUTRAL		0- 0	1- 0	1- 0		
6- 5	0- 0		0- 0	NON-CONFERENCE		0- 0	6- 5	5- 2		
3- 2	0- 0		0- 0	HOME		0- 0	3- 2	2- 0		
2- 3	0- 0		0- 0	AWAY		0- 0	2- 3	2- 2		
1- 0	0- 0		0- 0	NEUTRAL		0- 0	1- 0	1- 0		
1- 6	0- 0		0- 0	CONFERENCE		0- 2	1- 4	1- 1		
1- 2	0- 0		0- 0	HOME		0- 1	1- 1	1- 0		
0- 4	0- 0		0- 0	AWAY		0- 1	0- 3	0- 1		
0- 0	0- 0		0- 0	NEUTRAL		0- 0	0- 0	0- 0		

[illegible]

Non-Div I Games:	Me. -Fort Kent	111	45	Fisher	121	38
------------------	----------------	-----	----	--------	-----	----

Massachusetts

■ Loss, ■ Non-Conf, S Site, H Home A Away N Neutral

Average RPI Win:	314	WON-LOST	WINNING	LAST 10	STRENGTH OF	OPP. STRENGTH	TEAM	ADJ.	CONF.	ADJ CONF.
Average RPI Loss:	162	RECORD	PCT. RANK	GAMES	SCHEDULE	OF SCHEDULE	RPI	RPI	RPI	RPI
DIV. I ONLY	5- 11	276	4- 6	313	213	289	289	26	26	
DIV. I NON-CONF.	1- 7	310	0- 3	148	118	293	293	26	26	
<hr/>										
TOTALS	RPI 1-25	RPI 26-50	W-L RECORDS	RPI 51-100	RPI 101-999	RPI 201+				
5- 11	0- 2	0- 0	OVERALL	0- 1	5- 8	5- 5				
2- 5	0- 0	0- 0	HOME	0- 1	2- 4	2- 3				
3- 6	0- 2	0- 0	AWAY	0- 0	3- 4	3- 2				
0- 0	0- 0	0- 0	NEUTRAL	0- 0	0- 0	0- 0				
1- 7	0- 2	0- 0	NON-CONFERENCE	0- 1	1- 4	1- 3				
1- 2	0- 0	0- 0	HOME	0- 1	1- 1	1- 1				
0- 5	0- 2	0- 0	AWAY	0- 0	0- 3	0- 2				
0- 0	0- 0	0- 0	NEUTRAL	0- 0	0- 0	0- 0				
4- 4	0- 0	0- 0	CONFERENCE	0- 0	4- 4	4- 2				
1- 3	0- 0	0- 0	HOME	0- 0	1- 3	1- 2				
3- 1	0- 0	0- 0	AWAY	0- 0	3- 1	3- 0				
0- 0	0- 0	0- 0	NEUTRAL	0- 0	0- 0	0- 0				

RPI 1-25				RPI 26-50				RPI 51-100				RPI 101+ Team's RPI: 289			
RPI	S	Opponent	Score	RPI	S	Opponent	Score	RPI	S	Opponent	Score	RPI	S	Opponent	Score
10	A	Bayl or	34 95					97	H	Tul ane	66 70	139	A	Lamar Uni versi ty	58 83
11	A	Texas	34 100									159	A	Loui si ana	86 98
												186	H	New Orleans	64 77
												204	A	Loui si ana Tech	62 78
												215	H	Abilene Christi an	75 80
												220	A	SMU	59 65
												255	H	Grambl ing	60 75
												284	H	Ni chol ls St.	54 61
												297	A	Southeastern La.	77 65
												300	A	Incar nate Word	66 57
												313	H	Northwestern St.	72 67
												327	A	Houston Baptist	86 74
												333	H	La. -Monroe	65 61
<hr/>															
LAST 12 Divi si on I GAMES:															
139	A	Lamar Uni versi ty	58 83	313	H	Northwestern St.	72 67								
327	A	Houston Baptist	86 74	300	A	Incar nate Word	66 57								
297	A	Southeastern La.	77 65	220	A	SMU	59 65								
284	H	Ni chol ls St.	54 61	204	A	Loui si ana Tech	62 78								
186	H	New Orleans	64 77	10	A	Bayl or	34 95								
215	H	Abilene Christi an	75 80	159	A	Loui si ana	86 98								

Non-Di v I Games: LSU-Alexandria 73 53 Louisiana Col. 84 46 Southern-N. O. 76 61

McNeese

Average RPI Win: 217

Average RPI Loss: 95

WON-LOST
RECORDWINNING
PCT. RANKLAST 10
GAMESSTRENGTH OF
SCHEDULEOPP. STRENGTH
OF SCHEDULETEAM
RPIADJ.
RPICONF.
RPIADJ CONF.
RPIDIV. I ONLY
DIV. I NON-CONF.7- 14
5- 8262
2204- 6
4- 040
8997
190181
213181
2138
78
7

TOTALS

RPI 1-25

RPI 26-50

W-L RECORDS

RPI 51-100

RPI 101-999

RPI 201+

7- 14 0- 3
5- 6 0- 1
2- 5 0- 1
0- 3 0- 10- 2
0- 1
0- 0
0- 1OVERALL
HOME
AWAY
NEUTRAL1- 1
1- 1
0- 0
0- 06- 8
4- 3
2- 4
0- 14- 1
4- 0
0- 1
0- 05- 8 0- 1
4- 3 0- 0
1- 2 0- 0
0- 3 0- 10- 1
0- 0
0- 0
0- 1NON-CONFERENCE
HOME
AWAY
NEUTRAL1- 1
1- 1
0- 0
0- 04- 5
3- 2
1- 2
0- 13- 1
3- 0
0- 1
0- 02- 6 0- 2
1- 3 0- 1
1- 3 0- 1
0- 0 0- 00- 1
0- 1
0- 0
0- 0CONFERENCE
HOME
AWAY
NEUTRAL0- 0
0- 0
0- 0
0- 02- 3
1- 1
1- 2
0- 01- 0
1- 0
0- 0
0- 0

RPI 1-25

RPI 26-50

RPI 51-100

RPI 101+

Team's RPI: 181

RPI	S	Opponent	Score
1	A	UConn	49 97
1	H	UConn	36 93
6	N	Ohio St.	69 100

RPI	S	Opponent	Score
29	N	DePaul	67 81
30	H	South Fla.	62 81

RPI	S	Opponent	Score
70	H	IUPUI	57 80
84	H	UAB	64 62

RPI	S	Opponent	Score
117	A	Little Rock	57 86
123	N	Kent St.	55 70
129	A	Vanderbilt	71 60
136	A	Wichita St.	61 69
136	H	Wichita St.	64 77
145	H	Southern Ill.	56 68
165	A	Tulsa	69 48
166	A	Cincinnati	53 64
169	H	Illinois	47 63
204	A	Louisiana Tech	40 65
230	H	East Carolina	72 36
255	H	Grambling	57 48
314	H	Jackson St.	64 53
345	H	Tennessee St.	79 75

LAST 12 Division I GAMES:

136	H	Wichita St.	64 77	230	H	East Carolina	72 36
1	H	UConn	36 93	1	A	UConn	49 97
166	A	Cincinnati	53 64	255	H	Grambling	57 48
30	H	South Fla.	62 81	314	H	Jackson St.	64 53
165	A	Tulsa	69 48	129	A	Vanderbilt	71 60
136	A	Wichita St.	61 69	84	H	UAB	64 62

Non-Div I Games:

Memphis

Average RPI Win: 212		WON-LOST RECORD	WINNING PCT. RANK	LAST 10 GAMES	STRENGTH OF SCHEDULE	OPP. STRENGTH OF SCHEDULE	TEAM RPI	ADJ. RPI	CONF. RPI	ADJ. CONF. RPI
Average RPI Loss: 31										
DIV. I ONLY		20- 2	5	10- 0	255	155	65	65	17	17
DIV. I NON-CONF.		13- 2	21	5- 0	247	175	69	69	15	15
TOTALS		RPI 1-25	RPI 26-50	W-L RECORDS		RPI 51-100	RPI 101-999	RPI 201+		
20- 2	0- 1	1- 1		OVERALL		2- 0	17- 0	10- 0		
8- 1	0- 1	0- 0		HOME		0- 0	8- 0	6- 0		
11- 0	0- 0	1- 0		AWAY		2- 0	8- 0	3- 0		
1- 1	0- 0	0- 1		NEUTRAL		0- 0	1- 0	1- 0		
13- 2	0- 1	1- 1		NON-CONFERENCE		1- 0	11- 0	7- 0		
6- 1	0- 1	0- 0		HOME		0- 0	6- 0	4- 0		
6- 0	0- 0	1- 0		AWAY		1- 0	4- 0	2- 0		
1- 1	0- 0	0- 1		NEUTRAL		0- 0	1- 0	1- 0		
7- 0	0- 0	0- 0		CONFERENCE		1- 0	6- 0	3- 0		
2- 0	0- 0	0- 0		HOME		0- 0	2- 0	2- 0		
5- 0	0- 0	0- 0		AWAY		1- 0	4- 0	1- 0		
0- 0	0- 0	0- 0		NEUTRAL		0- 0	0- 0	0- 0		

RPI 1-25				RPI 26-50				RPI 51-100				Team's RPI: 65				RPI 101+			
RPI	S	Opponent	Score	RPI	S	Opponent	Score	RPI	S	Opponent	Score	RPI	S	Opponent	Score	RPI	S	Opponent	Score
15	H	Georgia	54 72	46	N	Western Ky.	62 67	86	A	North Carolina	97 86	112	H	George Washington	61 44				
				50	A	UCF	73 64	92	A	Chattanooga	71 50	128	A	ETSU	85 65				
												149	H	Davidson	69 54				
												170	A	Charlotte	90 74				
												181	A	Samford	73 59				
												187	A	Furman	86 64				
												192	A	Fla. Atlantic	66 55				
												229	H	UNCG	80 57				
												251	H	Howard	70 44				
												254	A	Campbell	58 57				
												258	A	UNC Asheville	67 56				
												282	A	Wofford	71 46				
												309	N	VCU	70 54				
												318	H	Western Caro.	72 50				
												321	H	Ga. Southern	72 45				
												331	H	South Carolina St.	74 53				
												341	H	Winthrop	93 45				
LAST 12 Division I GAMES:																			
				92	A	Chattanooga	71 50	282	A	Wofford	71 46								
				128	A	ETSU	85 65	170	A	Charlotte	90 74								
				318	H	Western Caro.	72 50	86	A	North Carolina	97 86								
				229	H	UNCG	80 57	251	H	Howard	70 44								
				181	A	Samford	73 59	331	H	South Carolina St.	74 53								
				187	A	Furman	86 64	341	H	Winthrop	93 45								

Non-Div l Games:

Mercer

Average RPI	Win:	210	WON-LOST	WINNING	LAST 10	STRENGTH OF	OPP. STRENGTH	TEAM	ADJ.	CONF.	ADJ CONF.
Average RPI	Loss:	95	RECORD	PCT. RANK	GAMES	SCHEDULE	OF SCHEDULE	RPI	RPI	RPI	RPI
DIV. I ONLY		12- 8		116	5- 5	139	160	110	110	7	7
DIV. I NON-CONF.		8- 3		65	3- 0	243	302	96	96	8	8

TOTALS	RPI 1-25		RPI 26-50		W-L RECORDS	RPI 51-100		RPI 101-999		RPI 201+	
12- 8	0- 1		0- 3		OVERALL	2- 1		10- 3		7- 1	
8- 2	0- 0		0- 1		HOME	1- 0		7- 1		5- 1	
3- 6	0- 1		0- 2		AWAY	1- 1		2- 2		2- 0	
1- 0	0- 0		0- 0		NEUTRAL	0- 0		1- 0		0- 0	
8- 3	0- 0		0- 1		NON-CONFERENCE	1- 0		7- 2		5- 0	
5- 0	0- 0		0- 0		HOME	0- 0		5- 0		4- 0	
2- 3	0- 0		0- 1		AWAY	1- 0		1- 2		1- 0	
1- 0	0- 0		0- 0		NEUTRAL	0- 0		1- 0		0- 0	
4- 5	0- 1		0- 2		CONFERENCE	1- 1		3- 1		2- 1	
3- 2	0- 0		0- 1		HOME	1- 0		2- 1		1- 1	
1- 3	0- 1		0- 1		AWAY	0- 1		1- 0		1- 0	
0- 0	0- 0		0- 0		NEUTRAL	0- 0		0- 0		0- 0	

RPI 1-25				RPI 26-50				RPI 51-100				RPI 101+ Team's RPI: 110			
RPI	S	Opponent	Score	RPI	S	Opponent	Score	RPI	S	Opponent	Score	RPI	S	Opponent	Score
25	A	Buffalo	67 72	32	A	Ball St.	61 86	70	A	IUPUI	96 83	138	H	Northern Ill.	67 65
				36	H	Central Mi ch.	66 84	81	H	Ohio	64 55	148	A	Loyola Marymount	71 84
				49	A	Purdue	66 75	95	A	Western Mi ch.	70 81	158	H	Jacksonville St.	58 55
												166	A	Cincinnati	62 73
												201	N	Denver	69 52
												207	A	Eastern Mi ch.	73 69
												207	H	Eastern Mi ch.	59 74
												221	H	Akron	75 67
												264	H	Valparaiso	77 68
												267	A	Indiana St.	68 56
												288	H	Detroit Mercy	91 64
												291	H	Canisius	72 47
												335	H	Florida A&M	73 33
LAST 12 Division I GAMES:															
81	H	Ohio	64 55	36	H	Central Mi ch.	66 84	138	H	Northern Ill.	67 65				
207	A	Eastern Mi ch.	73 69	32	A	Ball St.	61 86	335	H	Florida A&M	73 33				
95	A	Western Mi ch.	70 81					267	A	Indiana St.	68 56				
221	H	Akron	75 67					158	H	Jacksonville St.	58 55				
207	H	Eastern Mi ch.	59 74												
25	A	Buffalo	67 72												

Non-Div I Games:

Mi ami (OH)

Average RPI Win:	148	WON-LOST	WINNING	LAST 10	STRENGTH OF	OPP. STRENGTH	TEAM	ADJ.	CONF.	ADJ CONF.
Average RPI Loss:	10	RECORD	PCT. RANK	GAMES	SCHEDULE	OF SCHEDULE	RPI	RPI	RPI	RPI
DIV. I ONLY	18- 4	25	8- 2	53	19	22	22	3	3	
DIV. I NON-CONF.	11- 2	23	3- 0	137	61	44	44	4	4	

TOTALS	RPI 1-25	RPI 26-50	W-L RECORDS	RPI 51-100	RPI 101-999	RPI 201+				
18- 4	2- 3	1- 1	OVERALL	5- 0	10- 0	5- 0				
12- 2	1- 2	1- 0	HOME	3- 0	7- 0	3- 0				
6- 2	1- 1	0- 1	AWAY	2- 0	3- 0	2- 0				
0- 0	0- 0	0- 0	NEUTRAL	0- 0	0- 0	0- 0				
11- 2	1- 2	0- 0	NON-CONFERENCE	2- 0	8- 0	5- 0				
8- 1	1- 1	0- 0	HOME	1- 0	6- 0	3- 0				
3- 1	0- 1	0- 0	AWAY	1- 0	2- 0	2- 0				
0- 0	0- 0	0- 0	NEUTRAL	0- 0	0- 0	0- 0				
7- 2	1- 1	1- 1	CONFERENCE	3- 0	2- 0	0- 0				
4- 1	0- 1	1- 0	HOME	2- 0	1- 0	0- 0				
3- 1	1- 0	0- 1	AWAY	1- 0	1- 0	0- 0				
0- 0	0- 0	0- 0	NEUTRAL	0- 0	0- 0	0- 0				

RPI 1-25	Team's RPI: 22	RPI 26-50	RPI 51-100	RPI 101+
RPI S Opponent Score	RPI S Opponent Score	RPI S Opponent Score	RPI S Opponent Score	RPI S Opponent Score
2 H Notre Dame 63 83	27 A Iowa 72 82	63 A Nebraska 69 64	123 H Kent St. 54 41	
5 A Louisville 49 74	38 H Michigan St. 74 48	69 H Indiana 84 79	141 H Liberty 74 50	
6 A Ohio St. 84 75		80 H Penn St. 89 69	169 H Illinois 86 42	
6 H Ohio St. 71 78		81 A Ohio 74 61	180 H Oakland 78 69	
19 H Marquette 82 76		96 H George Mason 75 61	189 A Wisconsin 80 57	
			241 H North Florida 79 34	
			266 A LIU Brooklyn 86 49	
			288 A Detroit Mercy 86 50	
			304 H Fort Wayne 77 45	
			310 H Delaware St. 105 36	

LAST 12 Division I GAMES:				
38 H Michigan St. 74 48	189 A Wisconsin 80 57			
169 H Illinois 86 42	27 A Iowa 72 82			
6 A Ohio St. 84 75	80 H Penn St. 89 69			
63 A Nebraska 69 64	310 H Delaware St. 105 36			
69 H Indiana 84 79	304 H Fort Wayne 77 45			
6 H Ohio St. 71 78	241 H North Florida 79 34			

Non-Div I Games:

Michigan

Average RPI Win:	163	WON-LOST	WINNING	LAST 10	STRENGTH OF	OPP. STRENGTH	TEAM	ADJ.	CONF.	ADJ CONF.
Average RPI Loss:	29	RECORD	PCT. RANK	GAMES	SCHEDULE	OF SCHEDULE	RPI	RPI	RPI	RPI

DIV. I ONLY	14- 8	99	5- 5	38	18	38	38	3	3
DIV. I NON-CONF.	10- 3	51	3- 0	84	49	35	35	4	4
TOTALS	RPI 1-25	RPI 26-50	W-L RECORDS	RPI 51-100	RPI 101-999	RPI 201+			
14- 8	1- 5	1- 1	OVERALL	3- 2	9- 0	4- 0			
7- 2	0- 1	0- 0	HOME	2- 1	5- 0	2- 0			
5- 5	1- 3	0- 1	AWAY	1- 1	3- 0	1- 0			
2- 1	0- 1	1- 0	NEUTRAL	0- 0	1- 0	1- 0			
10- 3	0- 2	1- 0	NON-CONFERENCE	2- 1	7- 0	4- 0			
6- 0	0- 0	0- 0	HOME	2- 0	4- 0	2- 0			
2- 2	0- 1	0- 0	AWAY	0- 1	2- 0	1- 0			
2- 1	0- 1	1- 0	NEUTRAL	0- 0	1- 0	1- 0			
4- 5	1- 3	0- 1	CONFERENCE	1- 1	2- 0	0- 0			
1- 2	0- 1	0- 0	HOME	0- 1	1- 0	0- 0			
3- 3	1- 2	0- 1	AWAY	1- 0	1- 0	0- 0			
0- 0	0- 0	0- 0	NEUTRAL	0- 0	0- 0	0- 0			

RPI 1-25	RPI 26-50	Team's RPI: 38	RPI 51-100	RPI 101+
RPI S Opponent Score	RPI S Opponent Score		RPI S Opponent Score	RPI S Opponent Score
1 N UConn 62 96	30 N South Fla. 83 73		59 H Qui nni pi ac 74 55	128 A ETSU 83 74
2 A Notre Dame 59 90	47 A Mi nnesota 77 83		66 A Mi ami (FL) 57 67	143 H Robert Morris 100 58
6 A Ohio St. 62 78			69 A Indi ana 68 46	169 A Illi noi s 67 55
17 H Rutgers 58 61			69 H Indi ana 65 69	180 H Oakl and 95 63
22 A Mi chi gan 48 74			95 H Western Mi ch. 65 62	184 H Northwestern 81 51
23 A Maryl and 82 68				256 H Col. of Charleston 107 43
				288 A Detroi t Mercy 97 60
				325 H Rhode Island 82 38
				339 N Mi ssi ssi ppi Val . 83 64
LAST 12 Di vi si on I GAMES:				
6 A Ohio St. 62 78	184 H Northwestern 81 51			
22 A Mi chi gan 48 74	17 H Rutgers 58 61			
69 H Indi ana 65 69	69 A Indi ana 68 46			
169 A Illi noi s 67 55	339 N Mi ssi ssi ppi Val . 83 64			
23 A Maryl and 82 68	30 N South Fla. 83 73			
47 A Mi nnesota 77 83	59 H Qui nni pi ac 74 55			

Non-Di v I Games:

Mi ch i g a n St.

Average RPI Win:	240	WON-LOST	WINNING	LAST 10	STRENGTH OF	OPP. STRENGTH	TEAM	ADJ.	CONF.	ADJ CONF.
Average RPI Loss:	76	RECORD	PCT. RANK	GAMES	SCHEDULE	OF SCHEDULE	RPI	RPI	RPI	RPI
DIV. I ONLY	12- 8	116	6- 4	183	128	122	122	18	18	
DIV. I NON-CONF.	8- 5	111	3- 2	248	60	120	120	19	19	

TOTALS	RPI 1-25	RPI 26-50	W-L RECORDS	RPI 51-100	RPI 101-999	RPI 201+				
12- 8	0- 1	0- 2	OVERALL	0- 4	12- 1	9- 0				
6- 2	0- 0	0- 0	HOME	0- 1	6- 1	5- 0				
5- 5	0- 1	0- 1	AWAY	0- 3	5- 0	3- 0				
1- 1	0- 0	0- 1	NEUTRAL	0- 0	1- 0	1- 0				
8- 5	0- 1	0- 1	NON-CONFERENCE	0- 3	8- 0	6- 0				
5- 0	0- 0	0- 0	HOME	0- 0	5- 0	4- 0				
2- 4	0- 1	0- 0	AWAY	0- 3	2- 0	1- 0				
1- 1	0- 0	0- 1	NEUTRAL	0- 0	1- 0	1- 0				
4- 3	0- 0	0- 1	CONFERENCE	0- 1	4- 1	3- 0				
1- 2	0- 0	0- 0	HOME	0- 1	1- 1	1- 0				
3- 1	0- 0	0- 1	AWAY	0- 0	3- 0	2- 0				
0- 0	0- 0	0- 0	NEUTRAL	0- 0	0- 0	0- 0				

RPI 1-25				RPI 26-50				RPI 51-100				RPI 101+				Team's RPI: 122	
RPI	S	Opponent	Score	RPI	S	Opponent	Score	RPI	S	Opponent	Score	RPI	S	Opponent	Score		
5	A	Louisville	26 80	43	N	Southern California	57 72	64	A	Georgia Tech	45 48	105	H	Kentucky	62 57		
				46	A	Western Ky.	43 57	84	H	UAB	51 59	127	A	UTEP	54 45		
								97	A	Tulane	44 62	129	A	Vanderbilt	65 54		
								98	A	Ole Miss	56 65	167	H	Southern Miss.	53 61		
												218	H	Troy	73 57		
												225	H	North Texas	56 48		
												252	H	Lipscomb	72 48		
												258	A	UNC Asheville	72 57		
												291	N	Canisius	55 45		
												303	H	Coppin St.	69 39		
												315	A	UTSA	62 47		
												326	A	Marshall	73 57		
												332	H	Tennessee Tech	58 44		

LAST 12 Division I GAMES:																	
326	A	Marshall	73 57	46	A	Western Ky.	43 57	105	H	Kentucky	62 57						
167	H	Southern Miss.	53 61					291	N	Canisius	55 45	43	N	Southern California	57 72		
225	H	North Texas	56 48					97	A	Tulane	44 62						
127	A	UTEP	54 45					218	H	Troy	73 57						
315	A	UTSA	62 47														
84	H	UAB	51 59														

Non-Div I Games:

Middle Tenn.

Average RPI	Win:	241	WON-LOST	WINNING	LAST 10	STRENGTH OF	OPP. STRENGTH	TEAM	ADJ.	CONF.	ADJ CONF.
Average RPI	Loss:	60	RECORD	PCT. RANK	GAMES	SCHEDULE	OF SCHEDULE	RPI	RPI	RPI	RPI
DIV. I ONLY		15- 6	62	7- 3	240	158	100	100	11	11	
DIV. I NON-CONF.		9- 3	61	2- 1	292	161	115	115	13	13	

TOTALS	RPI 1-25		RPI 26-50		W-L RECORDS	RPI 51-100		RPI 101-999		RPI 201+	
15- 6	0- 2		0- 1		OVERALL	0- 1		15- 2		10- 0	
5- 2	0- 1		0- 0		HOME	0- 1		5- 0		4- 0	
9- 3	0- 1		0- 0		AWAY	0- 0		9- 2		5- 0	
1- 1	0- 0		0- 1		NEUTRAL	0- 0		1- 0		1- 0	
9- 3	0- 1		0- 1		NON-CONFERENCE	0- 0		9- 1		6- 0	
3- 1	0- 1		0- 0		HOME	0- 0		3- 0		3- 0	
5- 1	0- 0		0- 0		AWAY	0- 0		5- 1		2- 0	
1- 1	0- 0		0- 1		NEUTRAL	0- 0		1- 0		1- 0	
6- 3	0- 1		0- 0		CONFERENCE	0- 1		6- 1		4- 0	
2- 1	0- 0		0- 0		HOME	0- 1		2- 0		1- 0	
4- 2	0- 1		0- 0		AWAY	0- 0		4- 1		3- 0	
0- 0	0- 0		0- 0		NEUTRAL	0- 0		0- 0		0- 0	

RPI	S	Opponent	Score	RPI	S	Opponent	Score	RPI	S	Opponent	Score	RPI	S	Opponent	Score
16	A	Green Bay	29 52	48	N	Houston	59 74	70	H	IUPUI	68 70	101	A	Wright St.	51 56
19	H	Marquette	68 83									108	A	Drake	73 77
												118	A	Western Ill.	77 67
												131	H	Cleveland St.	79 72
												180	A	Oakland	74 62
												184	A	Northwestern	66 57
												189	A	Wisconsin	67 64
												219	N	CSUN	58 50
												242	H	Youngstown St.	62 61
												260	H	Illinois St.	61 59
												268	A	Northern Ky.	52 49
												270	H	North Dakota St.	74 38
												288	A	Detroit Mercy	70 61
												304	A	Fort Wayne	60 48
												307	H	Loyola Chicago	63 41
												320	A	Ill.-Chicago	76 53
												340	A	Chicago St.	84 59

LAST 12 Division I GAMES:															
70	H	IUPUI	68 70	16	A	Green Bay	29 52	101	A	Wright St.	51 56	268	A	Northern Ky.	52 49
288	A	Detroit Mercy	70 61	101	A	Wright St.	51 56	340	A	Chicago St.	84 59	19	H	Marquette	68 83
180	A	Oakland	74 62	268	A	Northern Ky.	52 49	189	A	Wisconsin	67 64				
320	A	Ill.-Chicago	76 53												
242	H	Youngstown St.	62 61												
131	H	Cleveland St.	79 72												

Non-Div I Games:

Milwaukee

Average RPI	W n:	165	WON-LOST	WINNING	LAST 10	STRENGTH OF	OPP. STRENGTH	TEAM	ADJ.	CONF.	ADJ CONF.
Average RPI	Loss:	75	RECORD	PCT. RANK	GAMES	SCHEDULE	OF SCHEDULE	RPI	RPI	RPI	RPI
DIV. I ONLY		16- 5		38	7- 3	129	53	47	47	3	3
DIV. I NON-CONF.		11- 2		23	3- 1	270	127	66	66	4	4

TOTALS	RPI 1-25		RPI 26-50		W-L RECORDS	RPI 51-100		RPI 101-999		RPI 201+	
16- 5	0- 2		2- 0		OVERALL	1- 2		13- 1		4- 1	
10- 1	0- 0		2- 0		HOME	0- 1		8- 0		3- 0	
5- 4	0- 2		0- 0		AWAY	1- 1		4- 1		1- 1	
1- 0	0- 0		0- 0		NEUTRAL	0- 0		1- 0		0- 0	
11- 2	0- 0		0- 0		NON-CONFERENCE	0- 1		11- 1		4- 1	
7- 0	0- 0		0- 0		HOME	0- 0		7- 0		3- 0	
3- 2	0- 0		0- 0		AWAY	0- 1		3- 1		1- 1	
1- 0	0- 0		0- 0		NEUTRAL	0- 0		1- 0		0- 0	
5- 3	0- 2		2- 0		CONFERENCE	1- 1		2- 0		0- 0	
3- 1	0- 0		2- 0		HOME	0- 1		1- 0		0- 0	
2- 2	0- 2		0- 0		AWAY	1- 0		1- 0		0- 0	
0- 0	0- 0		0- 0		NEUTRAL	0- 0		0- 0		0- 0	

RPI	S	Opponent	Score	RPI	S	Opponent	Score	Team's RPI: 47	RPI	S	Opponent	Score	RPI	S	Opponent	Score
6	A	Ohio St.	75 91	27	H	Iowa	77 72		63	H	Nebraska	74 79	102	A	UNLV	79 72
17	A	Rutgers	70 80	38	H	Mi chigan St.	83 77		80	A	Penn St.	91 71	107	N	Wake Forest	93 81
									86	A	North Carol i na	83 88	132	A	Georgetown	73 63
													171	H	Cal Poly	112 68
													172	H	Lehi gh	107 73
													173	H	Xavier	74 62
													183	H	Boston Colle ge	78 68
													184	A	Northwestern	90 63
													189	H	Wi sconsi n	90 65
													205	A	San Di ego	69 72
													207	H	Eastern Mi ch.	80 56
													244	H	UC Ri versi de	101 75
													309	H	VCU	108 63
													325	A	Rhode Isl and	82 60

LAST 12 Di vi si on I GAMES:																
27	H	Iowa	77 72	63	H	Nebraska	74 79		184	A	Northwestern	90 63				
189	H	Wi sconsi n	90 65	244	H	UC Ri versi de	101 75		171	H	Cal Poly	112 68				
17	A	Rutgers	70 80	205	A	San Di ego	69 72		132	A	Georgetown	73 63				
80	A	Penn St.	91 71													
38	H	Mi chigan St.	83 77													
6	A	Ohio St.	75 91													

Non-Di v I Games:

Mi n n e s o t a

Average RPI	Win:	103	WON-LOST	WINNING	LAST 10	STRENGTH OF	OPP. STRENGTH	TEAM	ADJ.	CONF.	ADJ CONF.
Average RPI	Loss:	0	RECORD	PCT. RANK	GAMES	SCHEDULE	OF SCHEDULE	RPI	RPI	RPI	RPI
DIV. I ONLY		21- 0		1	10- 0	12	34	3	3	2	2
DIV. I NON-CONF.		14- 0		1	5- 0	40	27	3	3	2	2

TOTALS	RPI 1-25		RPI 26-50		W-L RECORDS	RPI 51-100		RPI 101-999		RPI 201+	
21- 0	4- 0		4- 0		OVERALL	5- 0		8- 0		2- 0	
12- 0	1- 0		1- 0		HOME	5- 0		5- 0		2- 0	
4- 0	2- 0		1- 0		AWAY	0- 0		1- 0		0- 0	
5- 0	1- 0		2- 0		NEUTRAL	0- 0		2- 0		0- 0	
14- 0	2- 0		3- 0		NON-CONFERENCE	2- 0		7- 0		2- 0	
8- 0	1- 0		1- 0		HOME	2- 0		4- 0		2- 0	
1- 0	0- 0		0- 0		AWAY	0- 0		1- 0		0- 0	
5- 0	1- 0		2- 0		NEUTRAL	0- 0		2- 0		0- 0	
7- 0	2- 0		1- 0		CONFERENCE	3- 0		1- 0		0- 0	
4- 0	0- 0		0- 0		HOME	3- 0		1- 0		0- 0	
3- 0	2- 0		1- 0		AWAY	0- 0		0- 0		0- 0	
0- 0	0- 0		0- 0		NEUTRAL	0- 0		0- 0		0- 0	

RPI	S	Opponent	Score	RPI	S	Opponent	Score	RPI	S	Opponent	Score	RPI	S	Opponent	Score
7	H	Oregon	90 79	26	N	Syracuse	76 65	61	H	Oklahoma St.	79 76	102	A	UNLV	103 63
8	A	Tennessee	71 52	31	H	Virginia	68 53	73	H	Maine	83 43	117	H	Little Rock	86 48
15	A	Georgia	86 62	35	N	Arizona St.	65 57	83	H	Alabama	75 61	159	N	Louisiana	94 37
16	N	Green Bay	67 46	44	A	LSU	83 70	85	H	Arkansas	111 69	167	H	Southern Miss.	91 56
								98	H	Ole Miss	76 45	179	H	Florida	90 53
												196	N	Columbia	90 54
												312	H	Georgia St.	106 50
												339	H	Mississippi Val.	112 36

LAST 12 Division I GAMES:															
179	H	Florida	90 53	15	A	Georgia	86 62	339	H	Mississippi Val.	112 36	26	N	Syracuse	76 65
8	A	Tennessee	71 52	339	H	Mississippi Val.	112 36	102	A	UNLV	103 63	73	H	Maine	83 43
83	H	Alabama	75 61	26	N	Syracuse	76 65	7	H	Oregon	90 79				
98	H	Ole Miss	76 45												
44	A	LSU	83 70												
85	H	Arkansas	111 69												

Non-Div I Games:

Mississippi St.

Average RPI Win:	314	WON-LOST	WINNING	LAST 10	STRENGTH OF	OPP. STRENGTH	TEAM	ADJ.	CONF.	ADJ CONF.
Average RPI Loss:	198	RECORD	PCT. RANK	GAMES	SCHEDULE	OF SCHEDULE	RPI	RPI	RPI	RPI
DIV. I ONLY	1- 19	345	1- 9	250	313	339	339	32	32	
DIV. I NON-CONF.	0- 12	337	0- 4	94	192	304	304	32	32	

TOTALS	RPI 1-25	RPI 26-50	W-L RECORDS	RPI 51-100	RPI 101-999	RPI 201+				
1- 19	0- 1	0- 2	OVERALL	0- 2	1- 14	1- 10				
1- 4	0- 0	0- 0	HOME	0- 0	1- 4	1- 3				
0- 10	0- 0	0- 0	AWAY	0- 0	0- 0	0- 0				
0- 5	0- 0	0- 1	NEUTRAL	0- 1	0- 3	0- 2				
0- 12	0- 1	0- 2	NON-CONFERENCE	0- 2	0- 7	0- 4				
0- 1	0- 0	0- 0	HOME	0- 0	0- 1	0- 1				
0- 6	0- 1	0- 1	AWAY	0- 1	0- 3	0- 1				
0- 5	0- 0	0- 1	NEUTRAL	0- 1	0- 3	0- 2				
1- 7	0- 0	0- 0	CONFERENCE	0- 0	1- 7	1- 6				
1- 3	0- 0	0- 0	HOME	0- 0	1- 3	1- 2				
0- 4	0- 0	0- 0	AWAY	0- 0	0- 4	0- 4				
0- 0	0- 0	0- 0	NEUTRAL	0- 0	0- 0	0- 0				

RPI 1-25				RPI 26-50				RPI 51-100				RPI 101+ Team's RPI: 339			
RPI	S	Opponent	Score	RPI	S	Opponent	Score	RPI	S	Opponent	Score	RPI	S	Opponent	Score
3	A	Mississippi St.	36 112	38	N	Michigan St.	64 83	53	N	Dayton	46 65	108	N	Drake	60 96
				46	A	Western Ky.	48 87	84	A	UAB	72 87	137	A	Colorado	48 85
												167	A	Southern Miss.	69 84
												194	H	Southern U.	54 70
												245	A	Texas Southern	39 55
												274	H	Alcorn	70 76
												284	H	Nicholls St.	57 62
												286	A	Alabama A&M	48 65
												290	N	Massachusetts	46 85
												294	A	Murray St.	63 64
												302	A	Prairie View	73 78
												311	A	Alabama St.	41 76
												314	H	Jackson St.	72 61
												315	N	UTSA	55 68
												338	H	Ark. -Pine Bluff	59 64
LAST 12 Division I GAMES:															
314	H	Jackson St.	72 61	311	A	Alabama St.	41 76								
302	A	Prairie View	73 78	338	H	Ark. -Pine Bluff	59 64								
245	A	Texas Southern	39 55	3	A	Mississippi St.	36 112								
194	H	Southern U.	54 70	38	N	Michigan St.	64 83								
274	H	Alcorn	70 76	53	N	Dayton	46 65								
286	A	Alabama A&M	48 65	294	A	Murray St.	63 64								

Non-Di v I Games:

Mi ssi ssi ppi Val .

Average RPI	Win:	114	WON-LOST	WINNING	LAST 10	STRENGTH OF	OPP. STRENGTH	TEAM	ADJ.	CONF.	ADJ CONF.
Average RPI	Loss:	35	RECORD	PCT. RANK	GAMES	SCHEDULE	OF SCHEDULE	RPI	RPI	RPI	RPI
DIV. I ONLY		17- 3		14	8- 2	28	25	12	12	2	2
DIV. I NON-CONF.		12- 1		6	5- 0	59	27	12	12	2	2

TOTALS	RPI 1-25		RPI 26-50		W-L RECORDS	RPI 51-100		RPI 101-999		RPI 201+	
17- 3	1- 1		1- 2		OVERALL	6- 0		9- 0		1- 0	
8- 1	1- 0		0- 1		HOME	2- 0		5- 0		0- 0	
5- 1	0- 1		1- 0		AWAY	2- 0		2- 0		0- 0	
4- 1	0- 0		0- 1		NEUTRAL	2- 0		2- 0		1- 0	
12- 1	0- 0		1- 1		NON-CONFERENCE	3- 0		8- 0		1- 0	
6- 0	0- 0		0- 0		HOME	1- 0		5- 0		0- 0	
2- 0	0- 0		1- 0		AWAY	0- 0		1- 0		0- 0	
4- 1	0- 0		0- 1		NEUTRAL	2- 0		2- 0		1- 0	
5- 2	1- 1		0- 1		CONFERENCE	3- 0		1- 0		0- 0	
2- 1	1- 0		0- 1		HOME	1- 0		0- 0		0- 0	
3- 1	0- 1		0- 0		AWAY	2- 0		1- 0		0- 0	
0- 0	0- 0		0- 0		NEUTRAL	0- 0		0- 0		0- 0	

RPI	S	Opponent	Score	RPI	S	Opponent	Score	RPI	S	Opponent	Score	RPI	S	Opponent	Score
15	A	Georgia	50 62	28	A	Cal i forni a	55 52	59	N	Qui nni pi ac	66 51	101	H	Wright St.	82 80
20	H	South Carol i na	83 74	44	H	LSU	65 69	69	N	Indi ana	75 55	106	H	Saint Loui s	70 58
				46	N	Western Ky.	76 79	74	H	Kansas St.	73 59	125	A	Missouri St.	69 59
								83	A	Al abama	62 56	129	A	Vanderbil t	81 70
								85	H	Arkansas	88 54	134	H	SIUE	78 48
								98	A	Ole Mi ss	67 48	169	H	Ill i noi s	72 55
												173	N	Xavi er	74 48
												186	H	New OrLeans	81 45
												303	N	Coppi n St.	73 50

LAST 12 Di vi si on I GAMES:															
15	A	Georgi a	50 62	83	A	Al abama	62 56	169	H	Ill i noi s	72 55	173	N	Xavi er	74 48
85	H	Arkansas	88 54	69	N	Indi ana	75 55	134	H	SIUE	78 48	106	H	Saint Loui s	70 58
98	A	Ole Mi ss	67 48	44	H	LSU	65 69								
129	A	Vanderbil t	81 70												
20	H	South Carol i na	83 74												

Non-Di v I Games:

Missouri

Average RPI Win:	234	WON-LOST	WINNING	LAST 10	STRENGTH OF	OPP. STRENGTH	TEAM	ADJ.	CONF.	ADJ CONF.
Average RPI Loss:	84	RECORD	PCT. RANK	GAMES	SCHEDULE	OF SCHEDULE	RPI	RPI	RPI	RPI
DIV. I ONLY	10- 9	155	7- 3	111	168	125	125	24	24	
DIV. I NON-CONF.	3- 7	254	2- 1	9	63	146	146	22	22	

TOTALS	RPI 1-25	RPI 26-50	W-L RECORDS	RPI 51-100	RPI 101-999	RPI 201+				
10- 9	0- 2	0- 1	OVERALL	0- 1	10- 5	6- 0				
6- 2	0- 1	0- 0	HOME	0- 0	6- 1	2- 0				
4- 5	0- 0	0- 1	AWAY	0- 1	4- 3	4- 0				
0- 2	0- 1	0- 0	NEUTRAL	0- 0	0- 1	0- 0				
3- 7	0- 2	0- 1	NON-CONFERENCE	0- 1	3- 3	0- 0				
3- 1	0- 1	0- 0	HOME	0- 0	3- 0	0- 0				
0- 4	0- 0	0- 1	AWAY	0- 1	0- 2	0- 0				
0- 2	0- 1	0- 0	NEUTRAL	0- 0	0- 1	0- 0				
7- 2	0- 0	0- 0	CONFERENCE	0- 0	7- 2	6- 0				
3- 1	0- 0	0- 0	HOME	0- 0	3- 1	2- 0				
4- 1	0- 0	0- 0	AWAY	0- 0	4- 1	4- 0				
0- 0	0- 0	0- 0	NEUTRAL	0- 0	0- 0	0- 0				

RPI 1-25				RPI 26-50				RPI 51-100				RPI 101+				Team's RPI: 125
RPI	S	Opponent	Score	RPI	S	Opponent	Score	RPI	S	Opponent	Score	RPI	S	Opponent	Score	
10	N	Bayl or	58 100	32	A	Bal l St.	58 70	83	A	Al abama	61 65	108	H	Drake	68 80	
12	H	Mi ssouri	59 69									109	N	Penn	60 65	
												117	A	Li ttle Rock	51 63	
												136	A	Wi chi ta St.	58 72	
												136	H	Wi chi ta St.	94 71	
												145	A	Southern Ill.	69 71	
												155	H	UNI	62 52	
												184	H	Northwestern	90 59	
												188	H	Oral Roberts	76 66	
												233	A	Bradl ey	71 65	
												260	A	Ill i noi s St.	56 50	
												264	H	Val parai so	83 60	
												267	A	Indi ana St.	77 63	
												307	H	Loyol a Chi cago	75 36	
												347	A	Evansvi lle	95 65	

LAST 12 Division I GAMES:																
145	A	Southern Ill.	69 71	108	H	Drake	68 80									
307	H	Loyol a Chi cago	75 36	347	A	Evansvi lle	95 65									
264	H	Val parai so	83 60	267	A	Indi ana St.	77 63									
233	A	Bradl ey	71 65	83	A	Al abama	61 65									
260	A	Ill i noi s St.	56 50	184	H	Northwestern	90 59									
155	H	UNI	62 52	188	H	Oral Roberts	76 66									

Non-Div I Games: Central Mo. 62 36

Missouri St.

Average RPI Win:	302	WON-LOST	WINNING	LAST 10	STRENGTH OF	OPP. STRENGTH	TEAM	ADJ.	CONF.	ADJ CONF.
Average RPI Loss:	162	RECORD	PCT. RANK	GAMES	SCHEDULE	OF SCHEDULE	RPI	RPI	RPI	RPI
DIV. I ONLY	5- 14	290	3- 7	249	305	295	295	27	27	
DIV. I NON-CONF.	2- 9	295	0- 4	48	286	244	244	25	25	

TOTALS	RPI 1-25	RPI 26-50	W-L RECORDS	RPI 51-100	RPI 101-999	RPI 201+				
5- 14	0- 0	0- 0	OVERALL	0- 4	5- 10	5- 4				
3- 6	0- 0	0- 0	HOME	0- 3	3- 3	3- 1				
1- 8	0- 0	0- 0	AWAY	0- 1	1- 7	1- 3				
1- 0	0- 0	0- 0	NEUTRAL	0- 0	1- 0	1- 0				
2- 9	0- 0	0- 0	NON-CONFERENCE	0- 3	2- 6	2- 1				
1- 4	0- 0	0- 0	HOME	0- 2	1- 2	1- 0				
0- 5	0- 0	0- 0	AWAY	0- 1	0- 4	0- 1				
1- 0	0- 0	0- 0	NEUTRAL	0- 0	1- 0	1- 0				
3- 5	0- 0	0- 0	CONFERENCE	0- 1	3- 4	3- 3				
2- 2	0- 0	0- 0	HOME	0- 1	2- 1	2- 1				
1- 3	0- 0	0- 0	AWAY	0- 0	1- 3	1- 2				
0- 0	0- 0	0- 0	NEUTRAL	0- 0	0- 0	0- 0				

RPI 1-25				RPI 26-50				RPI 51-100				RPI 101+ Team's RPI: 295			
RPI	S	Opponent	Score	RPI	S	Opponent	Score	RPI	S	Opponent	Score	RPI	S	Opponent	Score
								59	H	Qui nni pi ac	55 76	112	H	George Washi ngton	45 59
								60	H	Vi rgi ni a Tech	34 84	113	A	Cl emson	54 57
								68	H	Al bany (NY)	44 68	114	A	Jacksonvi lle	65 74
								88	A	Navy	49 73	143	A	Robert Morris	38 56
												172	H	Lehi gh	57 75
												177	A	Marist	46 69
												241	N	North Flori da	67 57
												247	H	Sacred Heart	69 64
												259	A	Fai rfi eld	55 61
												277	A	Fai rlei gh Di cki nson	61 78
												291	H	Canis ius	48 60
												337	A	Saint Peter's	47 67
												337	H	Saint Peter's	51 44
												343	A	Iona	62 56
												343	H	Iona	68 56
LAST 12 Division I GAMES:															
337	A	Saint Peter's	47 67	259	A	Fai rfi eld	55 61								
343	H	Iona	68 56	177	A	Marist	46 69								
291	H	Canis ius	48 60	112	H	George Washi ngton	45 59								
59	H	Qui nni pi ac	55 76	60	H	Vi rgi ni a Tech	34 84								
343	A	Iona	62 56	277	A	Fai rlei gh Di cki nson	61 78								
337	H	Saint Peter's	51 44	143	A	Robert Morris	38 56								

Non-Div I Games:

Monmouth

Average RPI Win:	259	WON-LOST	WINNING	LAST 10	STRENGTH OF	OPP. STRENGTH	TEAM	ADJ.	CONF.	ADJ CONF.
Average RPI Loss:	129	RECORD	PCT. RANK	GAMES	SCHEDULE	OF SCHEDULE	RPI	RPI	RPI	RPI
DIV. I ONLY	10- 9	155	7- 2	290	164	232	232	19	19	
DIV. I NON-CONF.	3- 7	254	0- 2	156	195	276	276	14	14	

TOTALS	RPI 1-25	RPI 26-50	W-L RECORDS	RPI 51-100	RPI 101-999	RPI 201+				
10- 9	0- 1	0- 0	OVERALL	0- 3	10- 5	7- 3				
7- 3	0- 0	0- 0	HOME	0- 1	7- 2	5- 1				
3- 4	0- 0	0- 0	AWAY	0- 2	3- 2	2- 1				
0- 2	0- 1	0- 0	NEUTRAL	0- 0	0- 1	0- 1				
3- 7	0- 1	0- 0	NON-CONFERENCE	0- 2	3- 4	2- 2				
3- 3	0- 0	0- 0	HOME	0- 1	3- 2	2- 1				
0- 2	0- 0	0- 0	AWAY	0- 1	0- 1	0- 0				
0- 2	0- 1	0- 0	NEUTRAL	0- 0	0- 1	0- 1				
7- 2	0- 0	0- 0	CONFERENCE	0- 1	7- 1	5- 1				
4- 0	0- 0	0- 0	HOME	0- 0	4- 0	3- 0				
3- 2	0- 0	0- 0	AWAY	0- 1	3- 1	2- 1				
0- 0	0- 0	0- 0	NEUTRAL	0- 0	0- 0	0- 0				

RPI 1-25				RPI 26-50				RPI 51-100				RPI 101+ Team's RPI: 232			
RPI	S	Opponent	Score	RPI	S	Opponent	Score	RPI	S	Opponent	Score	RPI	S	Opponent	Score
19	N	Marquette	68 87					52	A	Wyoming	62 67	105	H	Kentucky	54 71
								55	A	Northern Colo.	50 68	115	H	SFA	60 52
								56	H	Gonzaga	55 70	133	H	Portland St.	69 53
												156	A	North Dakota	54 43
												185	A	Fresno St.	58 61
												212	A	Montana St.	64 81
												213	H	Seattle U	64 78
												267	N	Indiana St.	45 57
												275	H	Sacramento St.	68 59
												301	H	Cal St. Fullerton	68 47
												308	A	Southern Utah	74 65
												308	H	Southern Utah	81 71
												328	A	Northern Ariz.	69 52
												328	H	Northern Ariz.	70 62
												336	H	Long Beach St.	67 60

LAST 12 Division I GAMES:															
328	A	Northern Ariz.	69 52	156	A	North Dakota	54 43	308	H	Southern Utah	81 71	328	H	Northern Ariz.	70 62
308	A	Southern Utah	74 65	308	H	Southern Utah	81 71	213	H	Seattle U	64 78	185	A	Fresno St.	58 61
212	A	Montana St.	64 81	213	H	Seattle U	64 78	115	H	SFA	60 52				
133	H	Portland St.	69 53												
275	H	Sacramento St.	68 59												
55	A	Northern Colo.	50 68												

Non-Div I Games: Rocky Mountain 54 38

Montana

Average RPI Win:	258	WON-LOST	WINNING	LAST 10	STRENGTH OF	OPP. STRENGTH	TEAM	ADJ.	CONF.	ADJ CONF.
Average RPI Loss:	144	RECORD	PCT. RANK	GAMES	SCHEDULE	OF SCHEDULE	RPI	RPI	RPI	RPI
DIV. I ONLY	10- 8	137	6- 4	317	179	212	212	19	19	
DIV. I NON-CONF.	4- 5	202	1- 2	196	247	177	177	14	14	

TOTALS	RPI 1-25	RPI 26-50	W-L RECORDS	RPI 51-100	RPI 101-999	RPI 201+				
10- 8	0- 0	0- 1	OVERALL	1- 1	9- 6	8- 2				
6- 1	0- 0	0- 0	HOME	1- 0	5- 1	4- 0				
3- 6	0- 0	0- 1	AWAY	0- 1	3- 4	3- 2				
1- 1	0- 0	0- 0	NEUTRAL	0- 0	1- 1	1- 0				
4- 5	0- 0	0- 1	NON-CONFERENCE	1- 0	3- 4	2- 2				
2- 0	0- 0	0- 0	HOME	1- 0	1- 0	0- 0				
1- 4	0- 0	0- 1	AWAY	0- 0	1- 3	1- 2				
1- 1	0- 0	0- 0	NEUTRAL	0- 0	1- 1	1- 0				
6- 3	0- 0	0- 0	CONFERENCE	0- 1	6- 2	6- 0				
4- 1	0- 0	0- 0	HOME	0- 0	4- 1	4- 0				
2- 2	0- 0	0- 0	AWAY	0- 1	2- 1	2- 0				
0- 0	0- 0	0- 0	NEUTRAL	0- 0	0- 0	0- 0				

RPI	S	Opponent	Score	RPI	S	Opponent	Score	RPI	S	Opponent	Score	RPI	S	Opponent	Score	Team's RPI: 212
43	A	Southern Cal i fornia	47 98	52	H	Wyomi ng	50 46	115	H	SFA	59 54	121	A	BYU	54 75	
				55	A	Northern Colo.	69 82	133	H	Portland St.	60 69	156	A	North Dakota	70 79	
								163	N	Nevada	53 67	232	H	Montana	81 64	
								236	A	Omaha	53 64	246	A	Hawai i	75 81	
								275	H	Sacramento St.	85 50	296	N	Utah St.	64 52	
								308	A	Southern Utah	63 57	308	H	Southern Utah	91 71	
								328	A	Northern Ari z.	78 56	328	H	Northern Ari z.	81 39	
								336	A	Long Beach St.	62 51					
LAST 12 Division I GAMES:																
308	A	Southern Utah	63 57	55	A	Northern Colo.	69 82	328	H	Northern Ari z.	81 39	308	H	Southern Utah	91 71	
328	A	Northern Ari z.	78 56	121	A	BYU	54 75	115	H	SFA	59 54	246	A	Hawai i	75 81	
232	H	Montana	81 64													
275	H	Sacramento St.	85 50													
133	H	Portland St.	60 69													
156	A	North Dakota	70 79													

Non-Div I Games: Mont. St. Billings 67 47 Providence (MT) 66 31

Montana St.

Average RPI Win:	279	WON-LOST	WINNING	LAST 10	STRENGTH OF	OPP. STRENGTH	TEAM	ADJ.	CONF.	ADJ CONF.
Average RPI Loss:	148	RECORD	PCT. RANK	GAMES	SCHEDULE	OF SCHEDULE	RPI	RPI	RPI	RPI
DIV. I ONLY	14- 7	75	7- 3	343	253	217	217	25	25	
DIV. I NON-CONF.	7- 4	102	1- 1	337	274	224	224	27	27	

TOTALS	RPI 1-25	RPI 26-50	W-L RECORDS	RPI 51-100	RPI 101-999	RPI 201+				
14- 7	0- 0	0- 1	OVERALL	0- 0	14- 6	13- 2				
4- 4	0- 0	0- 0	HOME	0- 0	4- 4	3- 2				
10- 3	0- 0	0- 0	AWAY	0- 0	10- 0	10- 0				
0- 0	0- 0	0- 0	NEUTRAL	0- 0	0- 0	0- 0				
7- 4	0- 0	0- 1	NON-CONFERENCE	0- 0	7- 3	6- 2				
2- 2	0- 0	0- 0	HOME	0- 0	2- 2	1- 2				
5- 2	0- 0	0- 1	AWAY	0- 0	5- 1	5- 0				
0- 0	0- 0	0- 0	NEUTRAL	0- 0	0- 0	0- 0				
7- 3	0- 0	0- 0	CONFERENCE	0- 0	7- 3	7- 0				
2- 2	0- 0	0- 0	HOME	0- 0	2- 2	2- 0				
5- 1	0- 0	0- 0	AWAY	0- 0	5- 1	5- 0				
0- 0	0- 0	0- 0	NEUTRAL	0- 0	0- 0	0- 0				

RPI 1-25				RPI 26-50				RPI 51-100				RPI 101+ Team's RPI: 217			
RPI	S	Opponent	Score	RPI	S	Opponent	Score	RPI	S	Opponent	Score	RPI	S	Opponent	Score
				34	A	West Virginia	56 66					105	A	Kentucky	53 86
												134	H	SIUE	51 66
												145	H	Southern Ill.	85 81
												158	A	Jacksonville St.	64 70
												158	H	Jacksonville St.	65 67
												202	A	Southeast Mo. St.	59 56
												206	H	Gardner-Webb	60 68
												227	A	UT Martin	81 76
												240	A	Austin Peay	66 59
												241	H	North Florida	56 61
												252	A	Lipscomb	75 55
												275	H	Sacramento St.	75 71
												285	A	St. Francis Brooklyn	73 59
												291	A	Canisius	76 52
												294	A	Murray St.	82 80
												332	A	Tennessee Tech	74 67
												332	H	Tennessee Tech	53 51
												340	A	Chicago St.	79 40
												344	H	Eastern Ill.	89 81
												347	A	Evansville	82 75
LAST 12 Division I GAMES:															
				240	A	Austin Peay	66 59	134	H	SIUE	51 66				
				294	A	Murray St.	82 80	344	H	Eastern Ill.	89 81				
				332	H	Tennessee Tech	53 51	158	A	Jacksonville St.	64 70				
				158	H	Jacksonville St.	65 67	332	A	Tennessee Tech	74 67				
				227	A	UT Martin	81 76	34	A	West Virginia	56 66				
				202	A	Southeast Mo. St.	59 56	285	A	St. Francis Brooklyn	73 59				

Non-Div I Games: Brescia 120 41 Ky. Christian 115 39

Morehead St.

Average RPI Win:	315	WON-LOST	WINNING	LAST 10	STRENGTH OF	OPP. STRENGTH	TEAM	ADJ.	CONF.	ADJ CONF.
Average RPI Loss:	179	RECORD	PCT. RANK	GAMES	SCHEDULE	OF SCHEDULE	RPI	RPI	RPI	RPI
DIV. I ONLY	8- 10	209	4- 6	345	291	287	287	31	31	
DIV. I NON-CONF.	5- 6	187	2- 3	268	212	205	205	30	30	

TOTALS	RPI 1-25	RPI 26-50	W-L RECORDS	RPI 51-100	RPI 101-999	RPI 201+				
8- 10	0- 0	0- 3	OVERALL	0- 1	8- 6	8- 5				
6- 1	0- 0	0- 0	HOME	0- 0	6- 1	6- 1				
2- 8	0- 0	0- 0	AWAY	0- 0	2- 0	2- 0				
0- 1	0- 0	0- 1	NEUTRAL	0- 0	0- 0	0- 0				
5- 6	0- 0	0- 3	NON-CONFERENCE	0- 1	5- 2	5- 1				
3- 0	0- 0	0- 0	HOME	0- 0	3- 0	3- 0				
2- 5	0- 0	0- 2	AWAY	0- 1	2- 2	2- 1				
0- 1	0- 0	0- 1	NEUTRAL	0- 0	0- 0	0- 0				
3- 4	0- 0	0- 0	CONFERENCE	0- 0	3- 4	3- 4				
3- 1	0- 0	0- 0	HOME	0- 0	3- 1	3- 1				
0- 3	0- 0	0- 0	AWAY	0- 0	0- 3	0- 3				
0- 0	0- 0	0- 0	NEUTRAL	0- 0	0- 0	0- 0				

RPI	S	Opponent	Score	RPI	S	Opponent	Score	RPI	S	Opponent	Score	Team's RPI: 287
26	A	Syracuse	68 95	53	A	Dayton	52 88	151	A	Colorado St.	44 60	
27	N	Iowa	46 90					228	A	N. C. A&T	60 67	
34	A	West Virginia	41 84					261	H	Mt. St. Mary's	75 67	
								273	H	FIU	62 51	
								298	H	UMES	63 50	
								303	A	Coppin St.	53 55	
								310	H	Delaware St.	54 62	
								317	A	Central Conn. St.	61 41	
								326	A	Marshall	68 73	
								334	A	N. C. Central	57 60	
								335	H	Florida A&M	61 56	
								342	H	NJIT	55 43	
								346	H	Savannah St.	73 67	
								349	A	UMass Lowell	65 59	
LAST 12 Division I GAMES:												
310	H	Delaware St.	54 62	298	H	UMES	63 50					
303	A	Coppin St.	53 55	349	A	UMass Lowell	65 59					
334	A	N. C. Central	57 60	151	A	Colorado St.	44 60					
228	A	N. C. A&T	60 67	34	A	West Virginia	41 84					
346	H	Savannah St.	73 67	326	A	Marshall	68 73					
335	H	Florida A&M	61 56	273	H	FIU	62 51					

Non-Div I Games: Cheyney 123 53 Lincoln (PA) 60 41

Morgan St.

Average RPI Win:	286	WON-LOST	WINNING	LAST 10	STRENGTH OF	OPP. STRENGTH	TEAM	ADJ.	CONF.	ADJ CONF.
Average RPI Loss:	193	RECORD	PCT. RANK	GAMES	SCHEDULE	OF SCHEDULE	RPI	RPI	RPI	RPI
DIV. I ONLY	7- 13	256	5- 5	273	302	261	261	29	29	
DIV. I NON-CONF.	3- 8	268	2- 1	218	234	259	259	29	29	

TOTALS	RPI 1-25	RPI 26-50	W-L RECORDS	RPI 51-100	RPI 101-999	RPI 201+				
7- 13	0- 2	0- 0	OVERALL	0- 0	7- 11	7- 7				
4- 3	0- 0	0- 0	HOME	0- 0	4- 3	4- 2				
3- 10	0- 0	0- 0	AWAY	0- 0	3- 0	3- 0				
0- 0	0- 0	0- 0	NEUTRAL	0- 0	0- 0	0- 0				
3- 8	0- 2	0- 0	NON-CONFERENCE	0- 0	3- 6	3- 4				
2- 1	0- 0	0- 0	HOME	0- 0	2- 1	2- 1				
1- 7	0- 2	0- 0	AWAY	0- 0	1- 5	1- 3				
0- 0	0- 0	0- 0	NEUTRAL	0- 0	0- 0	0- 0				
4- 5	0- 0	0- 0	CONFERENCE	0- 0	4- 5	4- 3				
2- 2	0- 0	0- 0	HOME	0- 0	2- 2	2- 1				
2- 3	0- 0	0- 0	AWAY	0- 0	2- 3	2- 2				
0- 0	0- 0	0- 0	NEUTRAL	0- 0	0- 0	0- 0				

RPI 1-25				RPI 26-50				RPI 51-100				RPI 101+ Team's RPI: 261			
RPI	S	Opponent	Score	RPI	S	Opponent	Score	RPI	S	Opponent	Score	RPI	S	Opponent	Score
2	A	Notre Dame	65 121									143	H	Robert Morris	68 77
23	A	Maryland	57 97									146	A	Saint Francis (PA)	88 92
												172	A	Lehigh	71 75
												173	A	Xavier	45 66
												206	H	Gardner-Webb	67 75
												239	H	Loyola Maryland	71 63
												247	H	Sacred Heart	52 82
												259	A	Fairfield	65 76
												266	A	LIU Brooklyn	48 53
												269	H	Rider	82 78
												277	H	Fairleigh Dickinson	55 52
												281	A	Bryant	68 63
												285	A	St. Francis Brooklyn	73 82
												287	A	Morgan St.	67 75
												298	A	UMES	66 63
												303	A	Coppin St.	54 68
												317	A	Central Conn. St.	68 56
												323	H	Wagner	79 56

LAST 12 Division I GAMES:															
323	H	Wagner	79 56	247	H	Sacred Heart	52 82								
143	H	Robert Morris	68 77	281	A	Bryant	68 63								
146	A	Saint Francis (PA)	88 92	317	A	Central Conn. St.	68 56								
266	A	LIU Brooklyn	48 53	298	A	UMES	66 63								
285	A	St. Francis Brooklyn	73 82	206	H	Gardner-Webb	67 75								
277	H	Fairleigh Dickinson	55 52	269	H	Rider	82 78								

Non-Div I Games:

Mt. St. Mary's

Average RPI Win:	307	WON-LOST	WINNING	LAST 10	STRENGTH OF	OPP. STRENGTH	TEAM	ADJ.	CONF.	ADJ CONF.
Average RPI Loss:	170	RECORD	PCT. RANK	GAMES	SCHEDULE	OF SCHEDULE	RPI	RPI	RPI	RPI
DIV. I ONLY	7- 13	256	4- 6	324	264	294	294	25	25	
DIV. I NON-CONF.	3- 7	254	1- 1	317	197	301	301	27	27	

TOTALS	RPI 1-25	RPI 26-50	W-L RECORDS	RPI 51-100	RPI 101-999	RPI 201+				
7- 13	0- 1	0- 0	OVERALL	0- 3	7- 9	7- 6				
4- 6	0- 0	0- 0	HOME	0- 1	4- 5	4- 3				
3- 7	0- 1	0- 0	AWAY	0- 2	3- 4	3- 3				
0- 0	0- 0	0- 0	NEUTRAL	0- 0	0- 0	0- 0				
3- 7	0- 1	0- 0	NON-CONFERENCE	0- 2	3- 4	3- 3				
2- 2	0- 0	0- 0	HOME	0- 1	2- 1	2- 0				
1- 5	0- 1	0- 0	AWAY	0- 1	1- 3	1- 3				
0- 0	0- 0	0- 0	NEUTRAL	0- 0	0- 0	0- 0				
4- 6	0- 0	0- 0	CONFERENCE	0- 1	4- 5	4- 3				
2- 4	0- 0	0- 0	HOME	0- 0	2- 4	2- 3				
2- 2	0- 0	0- 0	AWAY	0- 1	2- 1	2- 0				
0- 0	0- 0	0- 0	NEUTRAL	0- 0	0- 0	0- 0				

RPI 1-25				RPI 26-50				RPI 51-100				RPI 101+ Team's RPI: 294			
RPI	S	Opponent	Score	RPI	S	Opponent	Score	RPI	S	Opponent	Score	RPI	S	Opponent	Score
5	A	Louisville	51 115					77	A	Belmont	65 70	128	H	ETSU	68 96
								83	A	Alabama	47 68	134	H	SIUE	70 75
								90	H	Butler	59 88	158	A	Jacksonville St.	65 97
												202	H	Southeast Mo. St.	74 85
												217	H	Morehead St.	80 82
												227	H	UT Martin	80 97
												229	A	UNCG	63 52
												252	A	Lipscomb	64 65
												268	H	Northern Ky.	98 87
												286	A	Alabama A&M	54 71
												293	H	Eastern Ky.	75 68
												332	A	Tennessee Tech	72 63
												339	H	Mississippi Val.	64 63
												344	H	Eastern Ill.	72 61
												345	A	Tennessee St.	85 73
												347	A	Evansville	81 89

LAST 12 Division I GAMES:															
293	H	Eastern Ky.	75 68	227	H	UT Martin	80 97								
217	H	Morehead St.	80 82	202	H	Southeast Mo. St.	74 85								
345	A	Tennessee St.	85 73	134	H	SIUE	70 75								
77	A	Belmont	65 70	344	H	Eastern Ill.	72 61								
332	A	Tennessee Tech	72 63	83	A	Alabama	47 68								
158	A	Jacksonville St.	65 97	339	H	Mississippi Val.	64 63								

Non-Div I Games: Bethel (TN) 81 76

Murray St.

Loss,
Non-Conf,
S Site,
H Home
A Away
N Neutral

N. C. A&T		Average RPI Win: 299		WON-LOST RECORD		WINNING PCT. RANK		LAST 10 GAMES		STRENGTH OF SCHEDULE		OPP. STRENGTH OF SCHEDULE		TEAM RPI		ADJ. RPI		CONF. RPI		ADJ CONF. RPI	
Average RPI Loss: 90																					
DIV. I ONLY		9- 7		136		7- 2		311		173		228		228		31		31			
DIV. I NON-CONF.		3- 7		254		1- 3		212		66		278		278		30		30			
TOTALS		RPI 1-25		RPI 26-50		W-L RECORDS		RPI 51-100		RPI 101-999		RPI 201+									
9- 7		0- 1		0- 0		OVERALL		0- 4		9- 2		9- 1									
6- 2		0- 1		0- 0		HOME		0- 1		6- 0		6- 0									
3- 3		0- 0		0- 0		AWAY		0- 1		3- 2		3- 1									
0- 2		0- 0		0- 0		NEUTRAL		0- 2		0- 0		0- 0									
3- 7		0- 1		0- 0		NON-CONFERENCE		0- 4		3- 2		3- 1									
3- 2		0- 1		0- 0		HOME		0- 1		3- 0		3- 0									
0- 3		0- 0		0- 0		AWAY		0- 1		0- 2		0- 1									
0- 2		0- 0		0- 0		NEUTRAL		0- 2		0- 0		0- 0									
6- 0		0- 0		0- 0		CONFERENCE		0- 0		6- 0		6- 0									
3- 0		0- 0		0- 0		HOME		0- 0		3- 0		3- 0									
3- 0		0- 0		0- 0		AWAY		0- 0		3- 0		3- 0									
0- 0		0- 0		0- 0		NEUTRAL		0- 0		0- 0		0- 0									

RPI 1-25				RPI 26-50				RPI 51-100				RPI 101+ Team's RPI: 228			
RPI	S	Opponent	Score	RPI	S	Opponent	Score	RPI	S	Opponent	Score	RPI	S	Opponent	Score
15	H	Georgia	63 73					54	N	Duquesne	60 73	104	A	Auburn	53 63
								67	N	Harvard	60 64	227	A	UT Martin	63 76
								81	A	Ohio	65 72	251	A	Howard	76 68
								82	H	Elon	59 90	272	H	Appalachian St.	81 56
												287	H	Morgan St.	67 60
												298	A	UMES	57 45
												303	H	Coppin St.	64 63
												310	A	Delaware St.	66 48
												318	H	Western Caro.	68 59
												321	H	Ga. Southern	60 49
												334	H	N. C. Central	67 54
LAST 12 Division I GAMES:															
334	H	N. C. Central	67 54	81	A	Ohio	65 72	318	H	Western Caro.	68 59	15	H	Georgia	63 73
251	A	Howard	76 68	67	N	Harvard	60 64	227	A	UT Martin	63 76	272	H	Appalachian St.	81 56
298	A	UMES	57 45	54	N	Duquesne	60 73								
303	H	Coppin St.	64 63												
287	H	Morgan St.	67 60												
310	A	Delaware St.	66 48												

Non-Div I Games: Saint Augustine's 94 42 St. Andrews 90 40

N. C. A&T

Loss, Non-Conf, S Site, H Home A Away N Neutral

Average RPI Win:	312	WON-LOST	WINNING	LAST 10	STRENGTH OF	OPP. STRENGTH	TEAM	ADJ.	CONF.	ADJ CONF.
Average RPI Loss:	217	RECORD	PCT. RANK	GAMES	SCHEDULE	OF SCHEDULE	RPI	RPI	RPI	RPI
DIV. I ONLY	4- 15	305	3- 7	325	316	334	334	31	31	
DIV. I NON-CONF.	1- 11	331	0- 5	303	294	345	345	30	30	

TOTALS	RPI 1-25	RPI 26-50	W-L RECORDS	RPI 51-100	RPI 101-999	RPI 201+				
4- 15	0- 0	0- 1	OVERALL	0- 1	4- 13	4- 11				
3- 3	0- 0	0- 1	HOME	0- 0	3- 2	3- 2				
1- 12	0- 0	0- 0	AWAY	0- 1	1- 11	1- 9				
0- 0	0- 0	0- 0	NEUTRAL	0- 0	0- 0	0- 0				
1- 11	0- 0	0- 1	NON-CONFERENCE	0- 1	1- 9	1- 7				
1- 2	0- 0	0- 1	HOME	0- 0	1- 1	1- 1				
0- 9	0- 0	0- 0	AWAY	0- 1	0- 8	0- 6				
0- 0	0- 0	0- 0	NEUTRAL	0- 0	0- 0	0- 0				
3- 4	0- 0	0- 0	CONFERENCE	0- 0	3- 4	3- 4				
2- 1	0- 0	0- 0	HOME	0- 0	2- 1	2- 1				
1- 3	0- 0	0- 0	AWAY	0- 0	1- 3	1- 3				
0- 0	0- 0	0- 0	NEUTRAL	0- 0	0- 0	0- 0				

RPI 1-25				RPI 26-50				RPI 51-100				RPI 101+ Team's RPI: 334			
RPI	S	Opponent	Score	RPI	S	Opponent	Score	RPI	S	Opponent	Score	RPI	S	Opponent	Score
				42	H	Oregon St.	44 97	82	A	El on	50 78	126	A	Iowa St.	58 99
												151	A	Colorado St.	48 85
												203	H	Norfol k St.	60 75
												228	A	N. C. A&T	54 67
												230	A	East Carolina	61 73
												243	A	Presbyteri an	60 69
												251	A	Howard	54 69
												254	H	Campbel l	51 58
												280	A	UNCW	63 89
												282	A	Wofford	56 77
												283	A	Coastal Caro.	65 68
												287	H	Morgan St.	60 57
												298	A	UMES	73 84
												303	H	Coppin St.	60 52
												305	A	USC Upstate	61 66
												310	A	Del aware St.	74 67
												348	H	Longwood	87 75

LAST 12 Division I GAMES:															
				228	A	N. C. A&T	54 67	310	A	Del aware St.	74 67				
				298	A	UMES	73 84	305	A	USC Upstate	61 66				
				251	A	Howard	54 69	254	H	Campbel l	51 58				
				287	H	Morgan St.	60 57	82	A	El on	50 78				
				303	H	Coppin St.	60 52	243	A	Presbyteri an	60 69				
				203	H	Norfol k St.	60 75	230	A	East Carolina	61 73				

Non-Div I Games: Johnson & Wales (NC) 51

N. C. Central

NC State				Through Games Of Jan. 27, 2018							
Average RPI Win:	121	WON-LOST	WINNING	LAST 10	STRENGTH OF	OPP. STRENGTH	TEAM	ADJ.	CONF.	ADJ CONF.	
Average RPI Loss:	21	RECORD	PCT. RANK	GAMES	SCHEDULE	OF SCHEDULE	RPI	RPI	RPI	RPI	
DIV. I ONLY		16- 5	38	7- 3	20	29	18	18	1	1	
DIV. I NON-CONF.		11- 2	23	4- 0	75	56	24	24	1	1	

TOTALS	RPI 1-25		RPI 26-50		W-L RECORDS	RPI 51-100		RPI 101-999		RPI 201+	
16- 5	0- 3		1- 2		OVERALL	7- 0		8- 0		2- 0	
10- 2	0- 1		1- 1		HOME	4- 0		5- 0		1- 0	
5- 2	0- 2		0- 0		AWAY	2- 0		3- 0		1- 0	
1- 1	0- 0		0- 1		NEUTRAL	1- 0		0- 0		0- 0	
11- 2	0- 1		0- 1		NON-CONFERENCE	4- 0		7- 0		2- 0	
8- 0	0- 0		0- 0		HOME	3- 0		5- 0		1- 0	
2- 1	0- 1		0- 0		AWAY	0- 0		2- 0		1- 0	
1- 1	0- 0		0- 1		NEUTRAL	1- 0		0- 0		0- 0	
5- 3	0- 2		1- 1		CONFERENCE	3- 0		1- 0		0- 0	
2- 2	0- 1		1- 1		HOME	1- 0		0- 0		0- 0	
3- 1	0- 1		0- 0		AWAY	2- 0		1- 0		0- 0	
0- 0	0- 0		0- 0		NEUTRAL	0- 0		0- 0		0- 0	

RPI 1-25				Team's RPI: 18				RPI 26-50				RPI 51-100				RPI 101+			
RPI	S	Opponent	Score		RPI	S	Opponent	Score		RPI	S	Opponent	Score		RPI	S	Opponent	Score	
5	H	Louisville	47	55	26	H	Syracuse	60	56	60	A	Virginia Tech	68	51	107	A	Wake Forest	82	68
14	A	Duke	56	69	31	H	Virginia	63	73	64	H	Georgia Tech	56	43	114	H	Jacksonville	64	44
17	A	Rutgers	53	57	40	N	South Dakota St.	67	75	82	H	Elon	70	57	128	H	ETSU	70	58
										83	N	Alabama	68	49	129	A	Vanderbilt	83	72
										86	A	North Carolina	66	53	132	H	Georgetown	63	49
										91	H	South Ala.	71	50	149	H	Davidson	73	49
										97	H	Tulane	79	55	258	H	UNC Asheville	87	55
															324	A	Old Dominion	73	56

LAST 12 Division I GAMES:																			
107	A	Wake Forest	82	68	5	H	Louisville	47	55	60	A	Virginia Tech	68	51					
86	A	North Carolina	66	53	129	A	Vanderbilt	83	72	82	H	Elon	70	57					
26	H	Syracuse	60	56	82	H	ETSU	70	58	128	H	ETSU	70	58					
64	H	Georgia Tech	56	43	132	H	Georgetown	63	49										
14	A	Duke	56	69															
31	H	Virginia	63	73															

Non-Div I Games:

NC State

Loss,
Non-Conf,
S Site,
H Home
A Away
N Neutral

Average RPI Win:	289	WON-LOST	WINNING	LAST 10	STRENGTH OF	OPP. STRENGTH	TEAM	ADJ.	CONF.	ADJ CONF.
Average RPI Loss:	202	RECORD	PCT. RANK	GAMES	SCHEDULE	OF SCHEDULE	RPI	RPI	RPI	RPI
DIV. I ONLY	2- 18	335	2- 8	269	334	342	342	22	22	
DIV. I NON-CONF.	1- 13	336	1- 4	287	343	347	347	20	20	

TOTALS	RPI 1-25	RPI 26-50	W-L RECORDS	RPI 51-100	RPI 101-999	RPI 201+				
2- 18	0- 0	0- 2	OVERALL	0- 0	2- 16	2- 9				
2- 9	0- 0	0- 0	HOME	0- 0	2- 9	2- 7				
0- 9	0- 0	0- 2	AWAY	0- 0	0- 7	0- 2				
0- 0	0- 0	0- 0	NEUTRAL	0- 0	0- 0	0- 0				
1- 13	0- 0	0- 1	NON-CONFERENCE	0- 0	1- 12	1- 7				
1- 6	0- 0	0- 0	HOME	0- 0	1- 6	1- 5				
0- 7	0- 0	0- 1	AWAY	0- 0	0- 6	0- 2				
0- 0	0- 0	0- 0	NEUTRAL	0- 0	0- 0	0- 0				
1- 5	0- 0	0- 1	CONFERENCE	0- 0	1- 4	1- 2				
1- 3	0- 0	0- 0	HOME	0- 0	1- 3	1- 2				
0- 2	0- 0	0- 1	AWAY	0- 0	0- 1	0- 0				
0- 0	0- 0	0- 0	NEUTRAL	0- 0	0- 0	0- 0				

RPI 1-25				RPI 26-50				RPI 51-100				RPI 101+ Team's RPI: 342			
RPI	S	Opponent	Score	RPI	S	Opponent	Score	RPI	S	Opponent	Score	RPI	S	Opponent	Score
				33	A	FGCU	66 90					103	A	Dartmouth	50 81
				40	A	South Dakota St.	48 92					109	H	Penn	38 77
												114	H	Jacksonville	58 88
												154	A	Binghamton	36 67
												172	A	Lehigh	50 64
												175	A	Stetson	55 73
												190	A	Army West Point	49 79
												241	H	North Florida	75 65
												252	H	Lipscomb	58 74
												266	H	LIU Brooklyn	49 67
												269	H	Rider	64 79
												270	A	North Dakota St.	58 105
												277	H	Fairleigh Dickinson	70 74
												279	H	Cornell	46 61
												287	A	Morgan St.	43 55
												305	H	USC Upstate	57 95
												336	H	Long Beach St.	73 57
												337	H	Saint Peter's	52 59

LAST 12 Division I GAMES:															
				252	H	Lipscomb	58 74					279	H	Cornell	46 61
				241	H	North Florida	75 65					109	H	Penn	38 77
				114	H	Jacksonville	58 88					336	H	Long Beach St.	73 57
				175	A	Stetson	55 73					269	H	Rider	64 79
				33	A	FGCU	66 90					154	A	Binghamton	36 67
				305	H	USC Upstate	57 95					172	A	Lehigh	50 64

Non-Div I Games: St. Joseph's (Brkn)106 42

NJIT

Average RPI Loss: 48

DIV. I ONLY	15- 6	62	7- 3	62	38	63	63	3	3
DIV. I NON-CONF.	9- 4	82	3- 1	204	67	123	123	4	4
TOTALS	RPI 1-25	RPI 26-50	W-L RECORDS	RPI 51-100	RPI 101-999	RPI 201+			
15- 6	1- 3	3- 1	OVERALL	1- 1	10- 1	4- 0			
7- 5	0- 2	2- 1	HOME	1- 1	4- 1	2- 0			
7- 0	1- 0	1- 0	AWAY	0- 0	5- 0	1- 0			
1- 1	0- 1	0- 0	NEUTRAL	0- 0	1- 0	1- 0			
9- 4	0- 1	0- 1	NON-CONFERENCE	1- 1	8- 1	4- 0			
5- 3	0- 0	0- 1	HOME	1- 1	4- 1	2- 0			
3- 0	0- 0	0- 0	AWAY	0- 0	3- 0	1- 0			
1- 1	0- 1	0- 0	NEUTRAL	0- 0	1- 0	1- 0			
6- 2	1- 2	3- 0	CONFERENCE	0- 0	2- 0	0- 0			
2- 2	0- 2	2- 0	HOME	0- 0	0- 0	0- 0			
4- 0	1- 0	1- 0	AWAY	0- 0	2- 0	0- 0			
0- 0	0- 0	0- 0	NEUTRAL	0- 0	0- 0	0- 0			

RPI 1-25				RPI 26-50				RPI 51-100				RPI 101+			
RPI	S	Opponent	Score	RPI	S	Opponent	Score	RPI	S	Opponent	Score	RPI	S	Opponent	Score
6	H	Ohio St.	61 73	27	H	Iowa	74 65	78	H	Washington St.	61 73	108	A	Drake	89 84
17	A	Rutgers	52 42	45	H	Creighton	49 64	85	H	Arkansas	80 69	113	H	Clemson	66 67
22	H	Michigan	64 69	47	A	Minnesota	79 74					124	A	Kansas	66 49
25	N	Buffalo	72 82	49	H	Purdue	75 51					134	H	SIUE	62 53
LAST 12 Division I GAMES:															
				49	H	Purdue	75 51	47	A	Minnesota	79 74				
				17	A	Rutgers	52 42	6	H	Ohio St.	61 73				
				27	H	Iowa	74 65	78	H	Washington St.	61 73				
				22	H	Michigan	64 69	192	H	Fla. Atlantic	86 69				
				169	A	Illinois	80 72	250	A	San Jose St.	81 55				
				184	A	Northwestern	69 59	108	A	Drake	89 84				

Nebraska

Average RPI	Win: 226	WON-LOST	WINNING	LAST 10	STRENGTH OF	OPP. STRENGTH	TEAM	ADJ.	CONF.	ADJ CONF.
Average RPI	Loss: 102	RECORD	PCT. RANK	GAMES	SCHEDULE	OF SCHEDULE	RPI	RPI	RPI	RPI
DIV. I ONLY	10- 8	137	5- 4	174	105	163	163	16	16	
DIV. I NON-CONF.	6- 4	122	3- 0	146	75	136	136	17	17	

TOTALS	RPI 1-25	RPI 26-50	W-L RECORDS	RPI 51-100	RPI 101-999	RPI 201+				
10- 8	0- 1	0- 1	OVERALL	0- 4	10- 2	7- 2				
7- 3	0- 1	0- 0	HOME	0- 1	7- 1	5- 1				
2- 4	0- 0	0- 0	AWAY	0- 3	2- 1	1- 1				
1- 1	0- 0	0- 1	NEUTRAL	0- 0	1- 0	1- 0				
6- 4	0- 1	0- 1	NON-CONFERENCE	0- 1	6- 1	5- 1				
4- 2	0- 1	0- 0	HOME	0- 0	4- 1	3- 1				
1- 1	0- 0	0- 0	AWAY	0- 1	1- 0	1- 0				
1- 1	0- 0	0- 1	NEUTRAL	0- 0	1- 0	1- 0				
4- 4	0- 0	0- 0	CONFERENCE	0- 3	4- 1	2- 1				
3- 1	0- 0	0- 0	HOME	0- 1	3- 0	2- 0				
1- 3	0- 0	0- 0	AWAY	0- 2	1- 1	0- 1				
0- 0	0- 0	0- 0	NEUTRAL	0- 0	0- 0	0- 0				

RPI 1-25				RPI 26-50				RPI 51-100				RPI 101+ Team's RPI: 163			
RPI	S	Opponent	Score	RPI	S	Opponent	Score	RPI	S	Opponent	Score	RPI	S	Opponent	Score
1	H	UConn	57 88	42	N	Oregon St.	49 89	52	A	Wyoming	60 66	133	H	Portland St.	67 55
								52	H	Wyoming	62 65	185	H	Fresno St.	90 73
								72	A	New Mexico	68 72	199	A	Boise St.	72 68
								79	A	Utah	61 87	212	N	Montana St.	67 53
												213	A	Seattle U	74 65
												220	H	SMU	80 72
												223	H	Pepperdine	72 77
												250	H	San Jose St.	91 63
												257	H	Santa Clara	52 41
												275	H	Sacramento St.	95 68
												296	A	Utah St.	57 79
												316	H	Air Force	70 60

LAST 12 Division I GAMES:															
52	H	Wyoming	62 65	72	A	New Mexico	68 72								
199	A	Boise St.	72 68	185	H	Fresno St.	90 73								
250	H	San Jose St.	91 63	257	H	Santa Clara	52 41								
296	A	Utah St.	57 79	213	A	Seattle U	74 65								
316	H	Air Force	70 60	212	N	Montana St.	67 53								
52	A	Wyoming	60 66	42	N	Oregon St.	49 89								

Non-Div I Games: Stanislaus St. 81 60

Nevada

Average RPI Win:	256	WON-LOST	WINNING	LAST 10	STRENGTH OF	OPP. STRENGTH	TEAM	ADJ.	CONF.	ADJ CONF.
Average RPI Loss:	138	RECORD	PCT. RANK	GAMES	SCHEDULE	OF SCHEDULE	RPI	RPI	RPI	RPI
DIV. I ONLY	13- 7	89	7- 3	319	212	178	178	20	20	
DIV. I NON-CONF.	8- 4	87	3- 1	335	180	184	184	24	24	

TOTALS	RPI 1-25	RPI 26-50	W-L RECORDS	RPI 51-100	RPI 101-999	RPI 201+				
13- 7	0- 0	0- 0	OVERALL	0- 2	13- 5	10- 1				
6- 2	0- 0	0- 0	HOME	0- 1	6- 1	4- 0				
6- 4	0- 0	0- 0	AWAY	0- 1	6- 3	5- 0				
1- 1	0- 0	0- 0	NEUTRAL	0- 0	1- 1	1- 1				
8- 4	0- 0	0- 0	NON-CONFERENCE	0- 0	8- 4	6- 1				
4- 0	0- 0	0- 0	HOME	0- 0	4- 0	2- 0				
3- 3	0- 0	0- 0	AWAY	0- 0	3- 3	3- 0				
1- 1	0- 0	0- 0	NEUTRAL	0- 0	1- 1	1- 1				
5- 3	0- 0	0- 0	CONFERENCE	0- 2	5- 1	4- 0				
2- 2	0- 0	0- 0	HOME	0- 1	2- 1	2- 0				
3- 1	0- 0	0- 0	AWAY	0- 1	3- 0	2- 0				
0- 0	0- 0	0- 0	NEUTRAL	0- 0	0- 0	0- 0				

RPI 1-25				RPI 26-50				RPI 51-100				RPI 101+				Team's RPI: 178
RPI	S	Opponent	Score	RPI	S	Opponent	Score	RPI	S	Opponent	Score	RPI	S	Opponent	Score	
								68	A	Albany (NY)	53 66	103	A	Dartmouth	49 57	
								73	H	Maine	46 56	154	A	Binghamton	63 61	
												154	H	Binghamton	52 54	
												162	H	Northeastern	65 50	
												173	A	Xavier	66 71	
												183	A	Boston College	55 64	
												191	H	Boston U.	72 57	
												210	N	La Salle	51 59	
												224	A	Stony Brook	51 50	
												238	H	Manhattan	68 55	
												247	A	Sacred Heart	74 47	
												259	N	Fairfield	71 61	
												279	H	Cornell	48 45	
												281	A	Bryant	74 65	
												292	A	Vermont	52 49	
												323	A	Wagner	65 53	
												330	H	UMBC	56 51	
												349	H	UMass Lowell	66 45	

LAST 12 Division I GAMES:																
154	H	Binghamton	52 54	68	A	Albany (NY)	53 66									
73	H	Maine	46 56	330	H	UMBC	56 51									
224	A	Stony Brook	51 50	279	H	Cornell	48 45									
292	A	Vermont	52 49	247	A	Sacred Heart	74 47									
349	H	UMass Lowell	66 45	183	A	Boston College	55 64									
154	A	Binghamton	63 61	238	H	Manhattan	68 55									

Non-Div I Games: Colby-Sawyer 64 40

New Hampshire

■ Loss,
 ■ Non-Conf,
 ■ S Site,
 ■ Home
 ■ Away
 N Neutral

Average RPI Win:	169	WON-LOST	WINNING	LAST 10	STRENGTH OF	OPP. STRENGTH	TEAM	ADJ.	CONF.	ADJ CONF.
Average RPI Loss:	138	RECORD	PCT. RANK	GAMES	SCHEDULE	OF SCHEDULE	RPI	RPI	RPI	RPI
DIV. I ONLY	15- 6	62	5- 5	108	131	72	72	16	16	
DIV. I NON-CONF.	11- 1	13	2- 1	61	125	13	13	17	17	

TOTALS	RPI 1-25	RPI 26-50	W-L RECORDS	RPI 51-100	RPI 101-999	RPI 201+				
15- 6	1- 0	0- 1	OVERALL	2- 1	12- 4	4- 2				
12- 1	1- 0	0- 0	HOME	2- 0	9- 1	2- 0				
3- 5	0- 0	0- 1	AWAY	0- 1	3- 3	2- 2				
0- 0	0- 0	0- 0	NEUTRAL	0- 0	0- 0	0- 0				
11- 1	1- 0	0- 1	NON-CONFERENCE	2- 0	8- 0	3- 0				
9- 0	1- 0	0- 0	HOME	2- 0	6- 0	2- 0				
2- 1	0- 0	0- 1	AWAY	0- 0	2- 0	1- 0				
0- 0	0- 0	0- 0	NEUTRAL	0- 0	0- 0	0- 0				
4- 5	0- 0	0- 0	CONFERENCE	0- 1	4- 4	1- 2				
3- 1	0- 0	0- 0	HOME	0- 0	3- 1	0- 0				
1- 4	0- 0	0- 0	AWAY	0- 1	1- 3	1- 2				
0- 0	0- 0	0- 0	NEUTRAL	0- 0	0- 0	0- 0				

RPI	S	Opponent	Score	RPI	S	Opponent	Score	RPI	S	Opponent	Score	RPI	S	Opponent	Score
19	H	Marquette	88 87	37	A	Oklahoma	63 105	52	A	Wyoming	55 66	102	H	UNLV	66 68
								88	H	Navy	94 87	127	A	UTEP	59 35
								95	H	Western Mi ch.	88 76	136	H	Wichita St.	76 62
												139	H	Lamar University	90 58
												151	A	Colorado St.	71 74
												163	H	Nevada	72 68
												169	H	Illinois	97 68
												176	H	UC Irvine	83 61
												185	H	Fresno St.	88 75
												199	H	Boise St.	100 83
												231	H	Texas Tech	90 56
												237	A	San Diego St.	89 97
												248	A	New Mexico St.	101 93
												248	H	New Mexico St.	86 75
												250	A	San Jose St.	86 95
												316	A	Air Force	88 59
LAST 12 Division I GAMES:															
151	A	Colorado St.	71 74	199	H	Boise St.	100 83								
237	A	San Diego St.	89 97	163	H	Nevada	72 68								
102	H	UNLV	66 68	316	A	Air Force	88 59								
185	H	Fresno St.	88 75	139	H	Lamar University	90 58								
52	A	Wyoming	55 66	37	A	Oklahoma	63 105								
250	A	San Jose St.	86 95	88	H	Navy	94 87								

Non-Div I Games: Northern N.M. 107 66

New Mexico

Average RPI Win:	262	WON-LOST	WINNING	LAST 10	STRENGTH OF	OPP. STRENGTH	TEAM	ADJ.	CONF.	ADJ CONF.
Average RPI Loss:	158	RECORD	PCT. RANK	GAMES	SCHEDULE	OF SCHEDULE	RPI	RPI	RPI	RPI
DIV. I ONLY	9- 9	172	6- 3	298	238	248	248	30	30	
DIV. I NON-CONF.	4- 8	239	2- 3	253	188	266	266	31	31	

TOTALS	RPI 1-25	RPI 26-50	W-L RECORDS	RPI 51-100	RPI 101-999	RPI 201+				
9- 9	0- 0	0- 0	OVERALL	0- 4	9- 5	8- 3				
6- 3	0- 0	0- 0	HOME	0- 2	6- 1	5- 0				
3- 3	0- 0	0- 0	AWAY	0- 1	3- 2	3- 2				
0- 3	0- 0	0- 0	NEUTRAL	0- 1	0- 2	0- 1				
4- 8	0- 0	0- 0	NON-CONFERENCE	0- 4	4- 4	3- 2				
2- 3	0- 0	0- 0	HOME	0- 2	2- 1	1- 0				
2- 2	0- 0	0- 0	AWAY	0- 1	2- 1	2- 1				
0- 3	0- 0	0- 0	NEUTRAL	0- 1	0- 2	0- 1				
5- 1	0- 0	0- 0	CONFERENCE	0- 0	5- 1	5- 1				
4- 0	0- 0	0- 0	HOME	0- 0	4- 0	4- 0				
1- 1	0- 0	0- 0	AWAY	0- 0	1- 1	1- 1				
0- 0	0- 0	0- 0	NEUTRAL	0- 0	0- 0	0- 0				

RPI 1-25				RPI 26-50				RPI 51-100				RPI 101+ Team's RPI: 248			
RPI	S	Opponent	Score	RPI	S	Opponent	Score	RPI	S	Opponent	Score	RPI	S	Opponent	Score
								72	A	New Mexico	75 86	127	H	UTEP	76 68
								72	H	New Mexico	93 101	162	N	Northeastern	64 65
								85	N	Arkansas	60 69	197	H	UC Santa Barbara	47 77
								95	H	Western Mich.	55 64	213	A	Seattle U	59 69
												223	A	Pepperdine	86 64
												245	N	Texas Southern	50 66
												249	H	CSU Bakersfield	56 48
												253	H	UMKC	70 62
												262	H	A&M-Corpus Christi	70 61
												263	H	Grand Canyon	64 60
												278	A	Arizona	44 83
												306	A	Utah Valley	82 72
												336	A	Long Beach St.	72 63
												340	H	Chicago St.	74 59

LAST 12 Division I GAMES:															
253	H	UMKC	70 62	197	H	UC Santa Barbara	47 77								
306	A	Utah Valley	82 72	336	A	Long Beach St.	72 63								
213	A	Seattle U	59 69	162	N	Northeastern	64 65								
249	H	CSU Bakersfield	56 48	223	A	Pepperdine	86 64								
263	H	Grand Canyon	64 60	278	A	Arizona	44 83								
340	H	Chicago St.	74 59	127	H	UTEP	76 68								

Non-Div I Games: Tex. Permian Basin 85 58 Western N.M. 89 60

New Mexico St.

■ Loss,
 ■ Non-Conf,
 ■ S Site,
 ■ Home
 ■ A Away
 N Neutral

Average RPI Win:	268	WON-LOST	WINNING	LAST 10	STRENGTH OF	OPP. STRENGTH	TEAM	ADJ.	CONF.	ADJ CONF.
Average RPI Loss:	110	RECORD	PCT. RANK	GAMES	SCHEDULE	OF SCHEDULE	RPI	RPI	RPI	RPI
DIV. I ONLY	10- 10	172	7- 3	186	220	186	186	26	26	
DIV. I NON-CONF.	3- 7	254	2- 0	68	117	191	191	26	26	

TOTALS	RPI 1-25	RPI 26-50	W-L RECORDS	RPI 51-100	RPI 101-999	RPI 201+				
10- 10	0- 1	0- 1	OVERALL	1- 3	9- 5	9- 1				
6- 3	0- 0	0- 1	HOME	0- 0	6- 2	6- 0				
4- 7	0- 0	0- 0	AWAY	1- 1	3- 0	3- 0				
0- 0	0- 0	0- 0	NEUTRAL	0- 0	0- 0	0- 0				
3- 7	0- 1	0- 1	NON-CONFERENCE	0- 3	3- 2	3- 0				
2- 2	0- 0	0- 1	HOME	0- 0	2- 1	2- 0				
1- 5	0- 1	0- 0	AWAY	0- 3	1- 1	1- 0				
0- 0	0- 0	0- 0	NEUTRAL	0- 0	0- 0	0- 0				
7- 3	0- 0	0- 0	CONFERENCE	1- 0	6- 3	6- 1				
4- 1	0- 0	0- 0	HOME	0- 0	4- 1	4- 0				
3- 2	0- 0	0- 0	AWAY	1- 0	2- 2	2- 1				
0- 0	0- 0	0- 0	NEUTRAL	0- 0	0- 0	0- 0				

RPI 1-25				RPI 26-50				RPI 51-100				RPI 101+ Team's RPI: 186			
RPI	S	Opponent	Score	RPI	S	Opponent	Score	RPI	S	Opponent	Score	RPI	S	Opponent	Score
12	A	Missouri	45 81	48	H	Houston	66 78	66	A	Miami (FL)	46 76	115	H	SFA	67 74
								91	A	South Ala.	45 67	139	A	Lamar University	77 100
								94	A	Central Ark.	52 48	158	H	Jacksonville St.	54 59
								97	A	Tulane	56 79	159	A	Louisiana	57 66
												215	A	Abilene Christian	70 80
												219	H	CSUN	76 73
												245	H	Texas Southern	72 69
												262	H	A&M-Corpus Christi	66 49
												289	A	McNeese	77 64
												300	A	Incarinate Word	72 45
												300	H	Incarinate Word	52 50
												313	H	Northwestern St.	81 63
												327	H	Houston Baptist	70 52
												333	A	La. -Monroe	89 51
LAST 12 Division I GAMES:															
300	A	Incarinate Word	72 45	289	A	McNeese	77 64	139	A	Lamar University	77 100				
313	H	Northwestern St.	81 63	327	H	Houston Baptist	70 52	215	A	Abilene Christian	70 80				
300	H	Incarinate Word	52 50	245	H	Texas Southern	72 69	333	A	La. -Monroe	89 51				
94	A	Central Ark.	52 48												
262	H	A&M-Corpus Christi	66 49												
115	H	SFA	67 74												

Non-Div I Games: Xavier (LA) 85 50

New Orleans

Average RPI Win:	226	WON-LOST	WINNING	LAST 10	STRENGTH OF	OPP. STRENGTH	TEAM	ADJ.	CONF.	ADJ CONF.
Average RPI Loss:	154	RECORD	PCT. RANK	GAMES	SCHEDULE	OF SCHEDULE	RPI	RPI	RPI	RPI
DIV. I ONLY	8- 12	234	6- 4	158	228	216	216	27	27	
DIV. I NON-CONF.	3- 8	268	2- 1	60	170	201	201	25	25	

TOTALS	RPI 1-25	RPI 26-50	W-L RECORDS	RPI 51-100	RPI 101-999	RPI 201+				
8- 12	1- 1	0- 1	OVERALL	0- 1	7- 9	5- 3				
4- 4	1- 0	0- 1	HOME	0- 0	3- 3	2- 0				
3- 7	0- 1	0- 0	AWAY	0- 1	3- 5	2- 3				
1- 1	0- 0	0- 0	NEUTRAL	0- 0	1- 1	1- 0				
3- 8	1- 1	0- 1	NON-CONFERENCE	0- 0	2- 6	2- 1				
1- 3	1- 0	0- 1	HOME	0- 0	0- 2	0- 0				
1- 4	0- 1	0- 0	AWAY	0- 0	1- 3	1- 1				
1- 1	0- 0	0- 0	NEUTRAL	0- 0	1- 1	1- 0				
5- 4	0- 0	0- 0	CONFERENCE	0- 1	5- 3	3- 2				
3- 1	0- 0	0- 0	HOME	0- 0	3- 1	2- 0				
2- 3	0- 0	0- 0	AWAY	0- 1	2- 2	1- 2				
0- 0	0- 0	0- 0	NEUTRAL	0- 0	0- 0	0- 0				

RPI 1-25				RPI 26-50				RPI 51-100				RPI 101+ Team's RPI: 216			
RPI	S	Opponent	Score	RPI	S	Opponent	Score	RPI	S	Opponent	Score	RPI	S	Opponent	Score
23	A	Maryland	65 92	41	H	Drexel	65 66	59	A	Quinnipiac	61 77	131	H	Cleveland St.	61 70
25	H	Buffalo	75 62									153	A	Hartford	65 83
												159	N	Louisiana	52 68
												164	H	Saint Joseph's	69 93
												177	H	Marist	78 84
												180	A	Oakland	59 67
												195	A	Siena	73 68
												195	H	Siena	65 50
												204	N	Louisiana Tech	73 67
												235	A	St. Bonaventure	58 76
												238	H	Manhattan	65 64
												259	A	Fairfield	53 59
												269	A	Rider	58 65
												271	A	Colgate	81 44
												337	A	Saint Peter's	87 52
												343	H	Iona	73 59

LAST 12 Division I GAMES:															
177	H	Marist	78 84	59	A	Quinnipiac	61 77								
337	A	Saint Peter's	87 52	259	A	Fairfield	53 59								
269	A	Rider	58 65	343	H	Iona	73 59								
195	H	Siena	65 50	271	A	Colgate	81 44								
238	H	Manhattan	65 64	25	H	Buffalo	75 62								
195	A	Siena	73 68	41	H	Drexel	65 66								

Non-Div I Games:

Niagara

Average RPI Win:	316	WON-LOST	WINNING	LAST 10	STRENGTH OF	OPP. STRENGTH	TEAM	ADJ.	CONF.	ADJ CONF.
Average RPI Loss:	163	RECORD	PCT. RANK	GAMES	SCHEDULE	OF SCHEDULE	RPI	RPI	RPI	RPI
DIV. I ONLY	5- 12	280	3- 7	289	312	284	284	26	26	
DIV. I NON-CONF.	2- 6	280	1- 2	165	284	239	239	26	26	

TOTALS	RPI 1-25	RPI 26-50	W-L RECORDS	RPI 51-100	RPI 101-999	RPI 201+				
5- 12	0- 1	0- 1	OVERALL	0- 1	5- 9	5- 5				
0- 6	0- 1	0- 0	HOME	0- 1	0- 4	0- 1				
5- 5	0- 0	0- 1	AWAY	0- 0	5- 4	5- 3				
0- 1	0- 0	0- 0	NEUTRAL	0- 0	0- 1	0- 1				
2- 6	0- 1	0- 1	NON-CONFERENCE	0- 0	2- 4	2- 2				
0- 2	0- 1	0- 0	HOME	0- 0	0- 1	0- 0				
2- 3	0- 0	0- 1	AWAY	0- 0	2- 2	2- 1				
0- 1	0- 0	0- 0	NEUTRAL	0- 0	0- 1	0- 1				
3- 6	0- 0	0- 0	CONFERENCE	0- 1	3- 5	3- 3				
0- 4	0- 0	0- 0	HOME	0- 1	0- 3	0- 1				
3- 2	0- 0	0- 0	AWAY	0- 0	3- 2	3- 2				
0- 0	0- 0	0- 0	NEUTRAL	0- 0	0- 0	0- 0				

RPI 1-25				RPI 26-50				RPI 51-100				RPI 101+ Team's RPI: 284			
RPI	S	Opponent	Score	RPI	S	Opponent	Score	RPI	S	Opponent	Score	RPI	S	Opponent	Score
10	H	Bayl or	43 85	44	A	LSU	50 65	94	H	Central Ark.	48 69	114	H	Jacksonville	61 69
												115	H	SFA	73 86
												126	A	Iowa St.	47 75
												139	H	Lamar University	61 76
												220	A	SMU	61 68
												233	N	Bradley	65 75
												262	A	A&M-Corpus Christi	55 76
												289	A	McNeese	61 54
												297	H	Southeastern La.	57 66
												300	A	Incarate Word	62 64
												313	A	Northwestern St.	79 63
												314	A	Jackson St.	90 64
												327	A	Houston Baptist	73 61
												339	A	Mi ssi ssi ppi Val .	62 57
LAST 12 Division I GAMES:															
297	H	Southeastern La.	57 66	115	H	SFA	73 86								
139	H	Lamar University	61 76	300	A	Incarate Word	62 64								
262	A	A&M-Corpus Christi	55 76	313	A	Northwestern St.	79 63								
94	H	Central Ark.	48 69	126	A	Iowa St.	47 75								
289	A	McNeese	61 54	10	H	Bayl or	43 85								
327	A	Houston Baptist	73 61	339	A	Mi ssi ssi ppi Val .	62 57								

Non-Div I Games: Spring Hill 78 70 Evangel 72 55 Southern-N. O. 83 45

Nicholls St.

Average RPI Win:	287	WON-LOST	WINNING	LAST 10	STRENGTH OF	OPP. STRENGTH	TEAM	ADJ.	CONF.	ADJ CONF.
Average RPI Loss:	164	RECORD	PCT. RANK	GAMES	SCHEDULE	OF SCHEDULE	RPI	RPI	RPI	RPI
DIV. I ONLY	11- 6	93	9- 1	308	347	203	203	31	31	
DIV. I NON-CONF.	7- 5	132	5- 2	265	338	188	188	30	30	

TOTALS	RPI 1-25	RPI 26-50	W-L RECORDS	RPI 51-100	RPI 101-999	RPI 201+				
11- 6	0- 0	0- 0	OVERALL	0- 1	11- 5	10- 2				
3- 3	0- 0	0- 0	HOME	0- 0	3- 3	3- 1				
7- 2	0- 0	0- 0	AWAY	0- 1	7- 1	6- 1				
1- 1	0- 0	0- 0	NEUTRAL	0- 0	1- 1	1- 0				
7- 5	0- 0	0- 0	NON-CONFERENCE	0- 1	7- 4	6- 2				
2- 2	0- 0	0- 0	HOME	0- 0	2- 2	2- 1				
4- 2	0- 0	0- 0	AWAY	0- 1	4- 1	3- 1				
1- 1	0- 0	0- 0	NEUTRAL	0- 0	1- 1	1- 0				
4- 1	0- 0	0- 0	CONFERENCE	0- 0	4- 1	4- 0				
1- 1	0- 0	0- 0	HOME	0- 0	1- 1	1- 0				
3- 0	0- 0	0- 0	AWAY	0- 0	3- 0	3- 0				
0- 0	0- 0	0- 0	NEUTRAL	0- 0	0- 0	0- 0				

RPI 1-25				RPI 26-50				RPI 51-100				RPI 101+				Team's RPI: 203	
RPI	S	Opponent	Score	RPI	S	Opponent	Score	RPI	S	Opponent	Score	RPI	S	Opponent	Score		
								88	A	Navy	51	70	120	H	High Point	56	59
												140	N	Bowling Green	50	59	
												144	A	William & Mary	80	74	
												168	H	Bethune-Cookman	51	58	
												229	H	UNCG	64	63	
												230	A	East Carolina	46	51	
												239	H	Loyola Maryland	58	61	
												254	A	Campbell	53	27	
												276	H	Towson	86	76	
												285	N	St. Francis Brooklyn	52	51	
												303	H	Coppin St.	71	57	
												309	A	VCU	66	52	
												331	A	South Carolina St.	71	67	
												334	A	N.C. Central	75	60	
												346	A	Savannah St.	78	58	
												348	A	Longwood	64	45	
LAST 12 Division I GAMES:																	
168	H	Bethune-Cookman	51	58	144	A	William & Mary	80	74								
346	A	Savannah St.	78	58	254	A	Campbell	53	27								
331	A	South Carolina St.	71	67	229	H	UNCG	64	63								
334	A	N.C. Central	75	60	276	H	Towson	86	76								
303	H	Coppin St.	71	57	230	A	East Carolina	46	51								
348	A	Longwood	64	45	120	H	High Point	56	59								

Non-Div I Games:

Norfolk St.

Average RPI Win:	164	WON-LOST	WINNING	LAST 10	STRENGTH OF	OPP. STRENGTH	TEAM	ADJ.	CONF.	ADJ CONF.
Average RPI Loss:	84	RECORD	PCT. RANK	GAMES	SCHEDULE	OF SCHEDULE	RPI	RPI	RPI	RPI
DIV. I ONLY	14- 7	75	5- 5	52	92	86	86	1	1	
DIV. I NON-CONF.	10- 3	51	3- 1	97	279	97	97	1	1	

TOTALS	RPI 1-25	RPI 26-50	W-L RECORDS	RPI 51-100	RPI 101-999	RPI 201+				
14- 7	1- 2	1- 1	OVERALL	0- 2	12- 2	4- 0				
11- 4	1- 1	1- 0	HOME	0- 2	9- 1	3- 0				
1- 3	0- 1	0- 1	AWAY	0- 0	1- 1	0- 0				
2- 0	0- 0	0- 0	NEUTRAL	0- 0	2- 0	1- 0				
10- 3	0- 0	1- 0	NON-CONFERENCE	0- 2	9- 1	4- 0				
8- 3	0- 0	1- 0	HOME	0- 2	7- 1	3- 0				
0- 0	0- 0	0- 0	AWAY	0- 0	0- 0	0- 0				
2- 0	0- 0	0- 0	NEUTRAL	0- 0	2- 0	1- 0				
4- 4	1- 2	0- 1	CONFERENCE	0- 0	3- 1	0- 0				
3- 1	1- 1	0- 0	HOME	0- 0	2- 0	0- 0				
1- 3	0- 1	0- 1	AWAY	0- 0	1- 1	0- 0				
0- 0	0- 0	0- 0	NEUTRAL	0- 0	0- 0	0- 0				

RPI 1-25				RPI 26-50				RPI 51-100				RPI 101+			
RPI	S	Opponent	Score	RPI	S	Opponent	Score	RPI	S	Opponent	Score	RPI	S	Opponent	Score
4	A	Florida St.	65 103	31	A	Virginia	70 82	65	H	Mercer	86 97	107	A	Wake Forest	79 76
14	H	Duke	92 86	47	H	Minnesota	88 83	91	H	South Ala.	84 85	113	H	Clemson	59 52
18	H	NC State	53 66									135	N	Washington	90 78
												137	H	Colorado	87 80
												150	H	Pittsburgh	68 67
												153	H	Hartford	90 70
												183	A	Boston College	64 77
												187	H	Furman	84 56
												198	H	Hampton	66 70
												200	H	Radford	79 46
												243	H	Presbyterian	91 56
												255	N	Grambling	79 63
												272	H	Appalachian St.	56 43
												280	H	UNCW	86 60

Team's RPI: 86															
LAST 12 Division I GAMES:															
31	A	Virginia	70 82	183	A	Boston College	64 77	4	A	Florida St.	65 103	65	H	Mercer	86 97
14	H	Duke	92 86									255	N	Grambling	79 63
18	H	NC State	53 66									135	N	Washington	90 78
107	A	Wake Forest	79 76									187	H	Furman	84 56
113	H	Clemson	59 52												
150	H	Pittsburgh	68 67												

Average RPI Win:	206	WON-LOST	WINNING	LAST 10	STRENGTH OF	OPP. STRENGTH	TEAM	ADJ.	CONF.	ADJ CONF.
Average RPI Loss:	120	RECORD	PCT. RANK	GAMES	SCHEDULE	OF SCHEDULE	RPI	RPI	RPI	RPI
DIV. I ONLY	8- 10	209	3- 7	77	221	156	156	19	19	
DIV. I NON-CONF.	5- 4	146	0- 1	67	192	71	71	14	14	

TOTALS	RPI 1-25	RPI 26-50	W-L RECORDS	RPI 51-100	RPI 101-999	RPI 201+				
8- 10	0- 1	0- 2	OVERALL	1- 1	7- 6	5- 2				
6- 2	0- 0	0- 0	HOME	1- 0	5- 2	4- 1				
1- 8	0- 1	0- 2	AWAY	0- 1	1- 4	1- 1				
1- 0	0- 0	0- 0	NEUTRAL	0- 0	1- 0	0- 0				
5- 4	0- 1	0- 2	NON-CONFERENCE	0- 1	5- 0	3- 0				
3- 0	0- 0	0- 0	HOME	0- 0	3- 0	2- 0				
1- 4	0- 1	0- 2	AWAY	0- 1	1- 0	1- 0				
1- 0	0- 0	0- 0	NEUTRAL	0- 0	1- 0	0- 0				
3- 6	0- 0	0- 0	CONFERENCE	1- 0	2- 6	2- 2				
3- 2	0- 0	0- 0	HOME	1- 0	2- 2	2- 1				
0- 4	0- 0	0- 0	AWAY	0- 0	0- 4	0- 1				
0- 0	0- 0	0- 0	NEUTRAL	0- 0	0- 0	0- 0				

RPI 1-25				RPI 26-50				RPI 51-100				RPI 101+				Team's RPI: 156
RPI	S	Opponent	Score	RPI	S	Opponent	Score	RPI	S	Opponent	Score	RPI	S	Opponent	Score	
10	A	Baylor	43 105	40	A	South Dakota St.	52 66	55	H	Northern Colo.	78 70	130	A	Weber St.	69 80	
				42	A	Oregon St.	55 65	75	A	South Dakota	71 76	139	N	Lamar University	73 70	
												142	A	Idaho St.	46 57	
												155	H	UNI	80 72	
												157	A	Idaho	75 80	
												157	H	Idaho	64 78	
												211	A	Eastern Wash.	70 74	
												211	H	Eastern Wash.	81 79	
												212	H	Montana St.	79 70	
												232	H	Montana	43 54	
												270	H	North Dakota St.	79 68	
												290	H	Massachusetts	82 52	
												315	A	UTSA	60 47	
LAST 12 Division I GAMES:																
157	H	Idaho	64 78	232	H	Montana	43 54									
211	H	Eastern Wash.	81 79	211	A	Eastern Wash.	70 74									
55	H	Northern Colo.	78 70	157	A	Idaho	75 80									
130	A	Weber St.	69 80	75	A	South Dakota	71 76									
142	A	Idaho St.	46 57	270	H	North Dakota St.	79 68									
212	H	Montana St.	79 70	10	A	Baylor	43 105									

Non-Div I Games: Mayville St. 82 54 Southwest Minn. St. 85 62

North Dakota

Average RPI Win:	308	WON-LOST	WINNING	LAST 10	STRENGTH OF	OPP. STRENGTH	TEAM	ADJ.	CONF.	ADJ CONF.
Average RPI Loss:	148	RECORD	PCT. RANK	GAMES	SCHEDULE	OF SCHEDULE	RPI	RPI	RPI	RPI
DIV. I ONLY	5- 13	286	2- 7	190	270	270	270	14	14	
DIV. I NON-CONF.	4- 7	226	1- 3	274	317	272	272	16	16	
<hr/>										
TOTALS	RPI 1-25	RPI 26-50	W-L RECORDS	RPI 51-100	RPI 101-999	RPI 201+				
5- 13	0- 0	0- 1	OVERALL	0- 4	5- 8	5- 2				
3- 3	0- 0	0- 0	HOME	0- 1	3- 2	3- 1				
1- 9	0- 0	0- 1	AWAY	0- 2	1- 6	1- 1				
1- 1	0- 0	0- 0	NEUTRAL	0- 1	1- 0	1- 0				
4- 7	0- 0	0- 0	NON-CONFERENCE	0- 3	4- 4	4- 1				
2- 2	0- 0	0- 0	HOME	0- 0	2- 2	2- 1				
1- 4	0- 0	0- 0	AWAY	0- 2	1- 2	1- 0				
1- 1	0- 0	0- 0	NEUTRAL	0- 1	1- 0	1- 0				
1- 6	0- 0	0- 1	CONFERENCE	0- 1	1- 4	1- 1				
1- 1	0- 0	0- 0	HOME	0- 1	1- 0	1- 0				
0- 5	0- 0	0- 1	AWAY	0- 0	0- 4	0- 1				
0- 0	0- 0	0- 0	NEUTRAL	0- 0	0- 0	0- 0				

RPI 1-25				RPI 26-50				RPI 51-100				RPI 101+				Team's RPI: 270
RPI	S	Opponent	Score	RPI	S	Opponent	Score	RPI	S	Opponent	Score	RPI	S	Opponent	Score	
				40	A	South Dakota St.	63 83	75	H	South Dakota	67 82	118	A	Western Ill.	72 97	
								88	A	Navy	54 67	137	A	Colorado	59 108	
								94	N	Central Ark.	45 68	156	A	North Dakota	68 79	
								100	A	Milwaukee	38 74	171	H	Cal Poly	69 73	
												188	A	Oral Roberts	48 71	
												201	A	Denver	79 98	
												236	A	Omaha	67 80	
												273	A	FIU	71 68	
												290	H	Massachusetts	82 70	
												304	H	Fort Wayne	72 56	
												319	H	UTRGV	79 82	
												330	N	UMBC	67 53	
												342	H	NJIT	105 58	
<hr/>																
LAST 12 Division I GAMES:																
				118	A	Western Ill.	72 97	75	H	South Dakota	67 82					
				236	A	Omaha	67 80	94	N	Central Ark.	45 68					
				304	H	Fort Wayne	72 56	273	A	FIU	71 68					
				201	A	Denver	79 98	171	H	Cal Poly	69 73					
				188	A	Oral Roberts	48 71	156	A	North Dakota	68 79					
				40	A	South Dakota St.	63 83	319	H	UTRGV	79 82					

Non-Div I Games: Valley City St. 67 58 Mayville St. 87 43 Dakota St. 97 42

North Dakota St.

Average RPI Win: **260**
 Average RPI Loss: **165**

WON-LOST
RECORD

WINNING
PCT. RANK

LAST 10
GAMES

STRENGTH OF
SCHEDULE

OPP. STRENGTH
OF SCHEDULE

TEAM
RPI

ADJ.
RPI

CONF.
RPI

ADJ CONF.
RPI

DIV. I ONLY	6- 12	262	3- 6	193	227	241	241	22	22
DIV. I NON-CONF.	4- 8	239	1- 4	93	222	172	172	20	20
<hr/>									
TOTALS	RPI 1-25	RPI 26-50	W-L RECORDS	RPI 51-100	RPI 101-999	RPI 201+			
6- 12	0- 3	0- 1	OVERALL	0- 0	6- 8	5- 5			
3- 3	0- 0	0- 0	HOME	0- 0	3- 3	2- 2			
3- 8	0- 3	0- 1	AWAY	0- 0	3- 4	3- 2			
0- 1	0- 0	0- 0	NEUTRAL	0- 0	0- 1	0- 1			
4- 8	0- 3	0- 1	NON-CONFERENCE	0- 0	4- 4	3- 3			
2- 1	0- 0	0- 0	HOME	0- 0	2- 1	1- 1			
2- 6	0- 3	0- 1	AWAY	0- 0	2- 2	2- 1			
0- 1	0- 0	0- 0	NEUTRAL	0- 0	0- 1	0- 1			
2- 4	0- 0	0- 0	CONFERENCE	0- 0	2- 4	2- 2			
1- 2	0- 0	0- 0	HOME	0- 0	1- 2	1- 1			
1- 2	0- 0	0- 0	AWAY	0- 0	1- 2	1- 1			
0- 0	0- 0	0- 0	NEUTRAL	0- 0	0- 0	0- 0			

RPI	S	Opponent	Score
4	A	Florida St.	51 109
15	A	Georgia	37 75
22	A	Michigan	34 79

RPI	S	Opponent	Score
34	A	West Virginia	59 87

RPI	S	Opponent	Score
-----	---	----------	-------

RPI	S	Opponent	Score
114	H	Jacksonville	48 66
168	H	Bethune-Cookman	70 63
175	A	Stetson	55 68
192	A	Fla. Atlantic	75 83
217	A	Morehead St.	61 56
252	H	Lipscomb	69 73
256	H	Col. of Charleston	69 73
265	H	Kennesaw St.	77 72
268	H	Northern Ky.	58 50
282	A	Wofford	57 69
295	N	Monmouth	57 67
305	A	USC Upstate	65 61
335	A	Florida A&M	77 68
342	A	NJIT	65 75

LAST 12 Division I GAMES:

175	A	Stetson	55 68	282	A	Wofford	57 69
342	A	NJIT	65 75	15	A	Georgia	37 75
305	A	USC Upstate	65 61	268	H	Northern Ky.	58 50
252	H	Lipscomb	69 73	256	H	Col. of Charleston	69 73
265	H	Kennesaw St.	77 72	22	A	Michigan	34 79
114	H	Jacksonville	48 66	335	A	Florida A&M	77 68

Non-Div I Games:

Warner

74 38

Edward Waters

73 47

Webber Int'l

81 53

North Florida

■ Loss, ■ Non-Conf, ■ S Site, ■ H Home ■ A Away N Neutral

Average RPI Win:	251	WON-LOST	WINNING	LAST 10	STRENGTH OF	OPP. STRENGTH	TEAM	ADJ.	CONF.	ADJ CONF.
Average RPI Loss:	129	RECORD	PCT. RANK	GAMES	SCHEDULE	OF SCHEDULE	RPI	RPI	RPI	RPI
DIV. I ONLY	8- 8	172	3- 6	265	152	225	225	18	18	
DIV. I NON-CONF.	6- 3	87	2- 2	340	71	230	230	19	19	

TOTALS	RPI 1-25	RPI 26-50	W-L RECORDS	RPI 51-100	RPI 101-999	RPI 201+				
8- 8	0- 0	0- 1	OVERALL	0- 3	8- 4	6- 2				
5- 3	0- 0	0- 1	HOME	0- 1	5- 1	3- 0				
1- 5	0- 0	0- 0	AWAY	0- 2	1- 3	1- 2				
2- 0	0- 0	0- 0	NEUTRAL	0- 0	2- 0	2- 0				
6- 3	0- 0	0- 0	NON-CONFERENCE	0- 2	6- 1	5- 1				
3- 1	0- 0	0- 0	HOME	0- 1	3- 0	2- 0				
1- 2	0- 0	0- 0	AWAY	0- 1	1- 1	1- 1				
2- 0	0- 0	0- 0	NEUTRAL	0- 0	2- 0	2- 0				
2- 5	0- 0	0- 1	CONFERENCE	0- 1	2- 3	1- 1				
2- 2	0- 0	0- 1	HOME	0- 0	2- 1	1- 0				
0- 3	0- 0	0- 0	AWAY	0- 1	0- 2	0- 1				
0- 0	0- 0	0- 0	NEUTRAL	0- 0	0- 0	0- 0				

RPI 1-25				RPI 26-50				RPI 51-100				RPI 101+				Team's RPI: 225
RPI	S	Opponent	Score	RPI	S	Opponent	Score	RPI	S	Opponent	Score	RPI	S	Opponent	Score	
				46	H	Western Ky.	65 79	69	A	Indiana	63 68	111	H	Rice	49 50	
								74	H	Kansas St.	54 55	122	A	Middle Tenn.	48 56	
								84	A	UAB	52 68	165	H	Tulsa	66 43	
												170	H	Charlotte	73 68	
												204	A	Louisiana Tech	53 61	
												210	H	La Salle	70 44	
												220	H	SMU	47 40	
												283	N	Coastal Caro.	50 34	
												288	N	Detroit Mercy	63 57	
												320	A	Ill. -Chicago	67 70	
												324	H	Old Dominion	63 46	
												344	A	Eastern Ill.	63 61	
LAST 12 Division I GAMES:																
				46	H	Western Ky.	65 79	204	A	Louisiana Tech	53 61					
				84	A	UAB	52 68	344	A	Eastern Ill.	63 61					
				122	A	Middle Tenn.	48 56	320	A	Ill. -Chicago	67 70					
				170	H	Charlotte	73 68	210	H	La Salle	70 44					
				324	H	Old Dominion	63 46	69	A	Indiana	63 68					
				111	H	Rice	49 50	165	H	Tulsa	66 43					

Non-Div I Games: Mid-Amer. Christian 86 52 Tex. A&M Int'l 64 38 Okla. Panhandle 63 41

North Texas

Average RPI Win:	234	WON-LOST	WINNING	LAST 10	STRENGTH OF	OPP. STRENGTH	TEAM	ADJ.	CONF.	ADJ CONF.
Average RPI Loss:	127	RECORD	PCT. RANK	GAMES	SCHEDULE	OF SCHEDULE	RPI	RPI	RPI	RPI
DIV. I ONLY	10- 9	155	6- 4	155	233	162	162	10	10	
DIV. I NON-CONF.	5- 6	187	2- 2	219	304	225	225	12	12	

TOTALS	RPI 1-25	RPI 26-50	W-L RECORDS	RPI 51-100	RPI 101-999	RPI 201+				
10- 9	0- 0	0- 2	OVERALL	0- 3	10- 4	7- 1				
4- 4	0- 0	0- 1	HOME	0- 2	4- 1	2- 0				
5- 3	0- 0	0- 0	AWAY	0- 1	5- 2	4- 0				
1- 2	0- 0	0- 1	NEUTRAL	0- 0	1- 1	1- 1				
5- 6	0- 0	0- 1	NON-CONFERENCE	0- 1	5- 4	4- 1				
2- 2	0- 0	0- 0	HOME	0- 1	2- 1	1- 0				
2- 2	0- 0	0- 0	AWAY	0- 0	2- 2	2- 0				
1- 2	0- 0	0- 1	NEUTRAL	0- 0	1- 1	1- 1				
5- 3	0- 0	0- 1	CONFERENCE	0- 2	5- 0	3- 0				
2- 2	0- 0	0- 1	HOME	0- 1	2- 0	1- 0				
3- 1	0- 0	0- 0	AWAY	0- 1	3- 0	2- 0				
0- 0	0- 0	0- 0	NEUTRAL	0- 0	0- 0	0- 0				

RPI 1-25				RPI 26-50				RPI 51-100				RPI 101+ Team's RPI: 162			
RPI	S	Opponent	Score	RPI	S	Opponent	Score	RPI	S	Opponent	Score	RPI	S	Opponent	Score
				41	H	Drexel	58 69	67	H	Harvard	69 79	116	A	Delaware	64 53
				48	N	Houston	64 72	82	A	Elon	71 78	144	H	William & Mary	64 46
								87	H	James Madison	57 60	177	H	Marist	78 72
												178	A	New Hampshire	50 65
												191	A	Boston U.	73 74
												193	H	Providence	95 98
												248	N	New Mexico St.	65 64
												256	H	Col. of Charleston	59 37
												259	H	Fairfield	63 43
												260	N	Illinois St.	55 65
												276	A	Towson	70 61
												280	A	UNCW	54 47
												290	A	Massachusetts	64 54
												292	A	Vermont	71 66
LAST 12 Division I GAMES:															
				116	A	Delaware	64 53	87	H	James Madison	57 60				
				144	H	William & Mary	64 46	276	A	Towson	70 61				
				41	H	Drexel	58 69	260	N	Illinois St.	55 65				
				256	H	Col. of Charleston	59 37	248	N	New Mexico St.	65 64				
				82	A	Elon	71 78	292	A	Vermont	71 66				
				280	A	UNCW	54 47	67	H	Harvard	69 79				

Non-Div I Games:

Northeastern

Average RPI Win: 202		WON-LOST RECORD	WINNING PCT. RANK	LAST 10 GAMES	STRENGTH OF SCHEDULE	OPP. STRENGTH OF SCHEDULE	TEAM RPI	ADJ. RPI	CONF. RPI	ADJ. CONF. RPI
Average RPI Loss: 210										
DIV. I ONLY		3- 16	318	1- 9	234	335	328	328	19	19
DIV. I NON-CONF.		2- 8	290	0- 3	259	328	326	326	14	14
TOTALS		RPI 1-25	RPI 26-50	W-L RECORDS		RPI 51-100	RPI 101-999	RPI 201+		
3- 16	0- 0		0- 0	OVERALL		0- 0	3- 16	1- 10		
2- 8	0- 0		0- 0	HOME		0- 0	2- 8	1- 4		
0- 8	0- 0		0- 0	AWAY		0- 0	0- 8	0- 6		
1- 0	0- 0		0- 0	NEUTRAL		0- 0	1- 0	0- 0		
2- 8	0- 0		0- 0	NON-CONFERENCE		0- 0	2- 8	1- 4		
1- 4	0- 0		0- 0	HOME		0- 0	1- 4	1- 1		
0- 4	0- 0		0- 0	AWAY		0- 0	0- 4	0- 3		
1- 0	0- 0		0- 0	NEUTRAL		0- 0	1- 0	0- 0		
1- 8	0- 0		0- 0	CONFERENCE		0- 0	1- 8	0- 6		
1- 4	0- 0		0- 0	HOME		0- 0	1- 4	0- 3		
0- 4	0- 0		0- 0	AWAY		0- 0	0- 4	0- 3		
0- 0	0- 0		0- 0	NEUTRAL		0- 0	0- 0	0- 0		

RPI 1-25				RPI 26-50				RPI 51-100				RPI 101+ Team's RPI: 328			
RPI	S	Opponent	Score	RPI	S	Opponent	Score	RPI	S	Opponent	Score	RPI	S	Opponent	Score
												111	H	Rice	83 88
												130	H	Weber St.	76 75
												142	H	Idaho St.	55 75
												157	A	Idaho	68 83
												171	H	Cal Poly	73 89
												197	H	UC Santa Barbara	93 96
												199	N	Boise St.	62 60
												201	A	Denver	73 80
												211	A	Eastern Wash.	62 82
												212	A	Montana St.	39 81
												212	H	Montana St.	56 78
												219	A	CSUN	69 78
												232	A	Montana	62 70
												232	H	Montana	52 69
												242	A	Youngstown St.	67 69
												246	A	Hawaii	68 84
												263	H	Grand Canyon	54 72
												278	H	Arizona	84 66
												308	H	Southern Utah	57 60
LAST 12 Division I GAMES:															
				232	H	Montana	52 69	130	H	Weber St.	76 75				
				212	H	Montana St.	56 78	212	A	Montana St.	39 81				
				157	A	Idaho	68 83	232	A	Montana	62 70				
				211	A	Eastern Wash.	62 82	219	A	CSUN	69 78				
				308	H	Southern Utah	57 60	242	A	Youngstown St.	67 69				
				142	H	Idaho St.	55 75	263	H	Grand Canyon	54 72				

Non-Div I Games:	Antelope Valley	104	49
------------------	-----------------	-----	----

Northern Ari z.

■ Loss, ■ Non-Conf, S Site, H Home A Away N Neutral

Average RPI Win: 162

Average RPI Loss: 122

WON-LOST
RECORDWINNING
PCT. RANKLAST 10
GAMESSTRENGTH OF
SCHEDULEOPP. STRENGTH
OF SCHEDULETEAM
RPIADJ.
RPICONF.
RPIADJ CONF.
RPIDIV. I ONLY
DIV. I NON-CONF.14- 6
8- 368
657- 3
2- 158
49175
9955
3255
3219
1419
14

TOTALS

RPI 1-25

RPI 26-50

W-L RECORDS

RPI 51-100

RPI 101-999

RPI 201+

14- 6

0- 0

2- 0

OVERALL

0- 2

12- 4

5- 0

7- 2

0- 0

1- 0

HOME

0- 0

6- 2

3- 0

6- 4

0- 0

1- 0

AWAY

0- 2

5- 2

2- 0

1- 0

0- 0

0- 0

NEUTRAL

0- 0

1- 0

0- 0

8- 3

0- 0

2- 0

NON-CONFERENCE

0- 2

6- 1

1- 0

4- 1

0- 0

1- 0

HOME

0- 0

3- 1

0- 0

3- 2

0- 0

1- 0

AWAY

0- 2

2- 0

1- 0

1- 0

0- 0

0- 0

NEUTRAL

0- 0

1- 0

0- 0

6- 3

0- 0

0- 0

CONFERENCE

0- 0

6- 3

4- 0

3- 1

0- 0

0- 0

HOME

0- 0

3- 1

3- 0

3- 2

0- 0

0- 0

AWAY

0- 0

3- 2

1- 0

0- 0

0- 0

0- 0

NEUTRAL

0- 0

0- 0

0- 0

RPI 1-25

RPI 26-50

RPI 51-100

Team's RPI: 55

RPI 101+

RPI S Opponent Score

RPI S Opponent Score

29 A DePaul 94 88
44 H LSU 58 50

RPI S Opponent Score

59 A Qui nni pi ac 49 60
76 A Fordham 33 48

RPI S Opponent Score

121 H BYU 79 74
130 A Weber St. 73 82
141 N Liberty 65 57
142 A Idaho St. 63 57
151 H Colorado St. 44 55
152 H Paci fic 80 55
156 A North Dakota 70 78
157 A Idaho 78 72
157 H Idaho 71 79
161 H San Franci sco 73 60
201 A Denver 71 63
211 A Eastern Wash. 70 65
211 H Eastern Wash. 68 62
212 H Montana St. 82 69
232 H Montana 68 50
253 A UMKC 88 73

LAST 12 Division I GAMES:

211 H Eastern Wash. 68 62
157 H Idaho 71 79
156 A North Dakota 70 78
142 A Idaho St. 63 57
130 A Weber St. 73 82
232 H Montana 68 50
212 H Montana St. 82 69
157 A Idaho 78 72
211 A Eastern Wash. 70 65
141 N Liberty 65 57
253 A UMKC 88 73
151 H Colorado St. 44 55N
o
r
t
h
e
r
n
C
o
l
o
.N
o
r
t
h
e
r
n
C
o
l
o
.

Non-Div I Games:

Northern Colo.

Loss, Non-Conf, S Site, H Home A Away N Neutral

Average RPI Win:	221	WON-LOST	WINNING	LAST 10	STRENGTH OF	OPP. STRENGTH	TEAM	ADJ.	CONF.	ADJ CONF.
Average RPI Loss:	86	RECORD	PCT. RANK	GAMES	SCHEDULE	OF SCHEDULE	RPI	RPI	RPI	RPI
DIV. I ONLY	10- 10	172	2- 8	154	132	138	138	7	7	
DIV. I NON-CONF.	8- 3	65	2- 1	310	255	140	140	8	8	

TOTALS	RPI 1-25	RPI 26-50	W-L RECORDS	RPI 51-100	RPI 101-999	RPI 201+				
10- 10	1- 0	0- 3	OVERALL	0- 4	9- 3	6- 1				
5- 2	1- 0	0- 1	HOME	0- 0	4- 1	2- 1				
4- 6	0- 0	0- 0	AWAY	0- 1	4- 0	3- 0				
1- 2	0- 0	0- 0	NEUTRAL	0- 1	1- 1	1- 0				
8- 3	0- 0	0- 1	NON-CONFERENCE	0- 1	8- 1	6- 0				
3- 0	0- 0	0- 0	HOME	0- 0	3- 0	2- 0				
4- 1	0- 0	0- 1	AWAY	0- 0	4- 0	3- 0				
1- 2	0- 0	0- 0	NEUTRAL	0- 1	1- 1	1- 0				
2- 7	1- 0	0- 2	CONFERENCE	0- 3	1- 2	0- 1				
2- 2	1- 0	0- 1	HOME	0- 0	1- 1	0- 1				
0- 5	0- 0	0- 1	AWAY	0- 3	0- 1	0- 0				
0- 0	0- 0	0- 0	NEUTRAL	0- 0	0- 0	0- 0				

RPI	S	Opponent	Score	RPI	S	Opponent	Score	RPI	S	Opponent	Score	RPI	S	Opponent	Score	Team's RPI: 138
25	H	Buffalo	86 84	27	A	Iowa	80 105	62	A	Toledo	60 63	110	A	Miami (OH)	65 67	
				32	A	Ball St.	72 81	68	N	Albany (NY)	91 97	118	H	Western Ill.	96 94	
				36	H	Central Mich.	78 81	81	A	Ohio	75 77	123	H	Kent St.	81 79	
								95	A	Western Mich.	83 88	134	A	SIUE	86 75	
												139	N	Lamar University	80 90	
												207	H	Eastern Mich.	76 83	
												233	H	Bradley	76 52	
												275	N	Sacramento St.	84 75	
												307	H	Loyola Chicago	80 71	
												315	A	UTSA	69 55	
												340	A	Chicago St.	80 59	
												344	A	Eastern Ill.	93 64	
LAST 12 Division I GAMES:																
32	A	Ball St.	72 81	25	H	Buffalo	86 84	123	H	Kent St.	81 79	110	A	Miami (OH)	65 67	
81	A	Ohio	75 77	68	N	Albany (NY)	91 97	275	N	Sacramento St.	84 75	340	A	Chicago St.	80 59	
207	H	Eastern Mich.	76 83	134	A	SIUE	86 75									
36	H	Central Mich.	78 81													
62	A	Toledo	60 63													
95	A	Western Mich.	83 88													

Non-Div I Games:

Northern Ill.

Average RPI Win: 188

Average RPI Loss: 163

WON-LOST
RECORDWINNING
PCT. RANKLAST 10
GAMESSTRENGTH OF
SCHEDULEOPP. STRENGTH
OF SCHEDULETEAM
RPIADJ.
RPICONF.
RPIADJ CONF.
RPIDIV. I ONLY
DIV. I NON-CONF.4- 16
1- 9307
3183- 7
1- 1125
194236
299268
303268
30311
1311
13

TOTALS

RPI 1-25

RPI 26-50

W-L RECORDS

RPI 51-100

RPI 101-999

RPI 201+

4- 16

1- 0

0- 0

OVERALL

0- 3

3- 13

2- 5

2- 8

1- 0

0- 0

HOME

0- 3

1- 5

1- 1

2- 7

0- 0

0- 0

AWAY

0- 0

2- 7

1- 4

0- 1

0- 0

0- 0

NEUTRAL

0- 0

0- 1

0- 0

1- 9

0- 0

0- 0

NON-CONFERENCE

0- 1

1- 8

0- 4

0- 4

0- 0

0- 0

HOME

0- 1

0- 3

0- 1

1- 4

0- 0

0- 0

AWAY

0- 0

1- 4

0- 3

0- 1

0- 0

0- 0

NEUTRAL

0- 0

0- 1

0- 0

3- 7

1- 0

0- 0

CONFERENCE

0- 2

2- 5

2- 1

2- 4

1- 0

0- 0

HOME

0- 2

1- 2

1- 0

1- 3

0- 0

0- 0

AWAY

0- 0

1- 3

1- 1

0- 0

0- 0

0- 0

NEUTRAL

0- 0

0- 0

0- 0

RPI 1-25

RPI 26-50

RPI 51-100

RPI 101+

Team's RPI: 268

RPI S Opponent Score
16 H Green Bay 62 54

RPI S Opponent Score

RPI S Opponent Score
69 H Indiana 56 67
70 H IUPUI 35 71
100 H Milwaukee 49 52RPI S Opponent Score
101 H Wright St. 63 68
114 N Jacksonville 49 61
123 H Kent St. 54 59
128 A ETSU 57 45
131 A Cleveland St. 49 72
131 H Cleveland St. 65 70
143 H Robert Morris 50 59
175 A Stetson 56 67
180 A Oakland 53 79
240 H Austin Peay 52 53
241 A North Florida 50 58
242 A Youngstown St. 51 54
260 A Illinois St. 37 49
288 A Detroit Mercy 78 67
294 A Murray St. 87 98
320 H Illinois-Chicago 61 53

LAST 12 Division I GAMES:

131 A Cleveland St. 49 72 180 A Oakland 53 79
242 A Youngstown St. 51 54 288 A Detroit Mercy 78 67
320 H Illinois-Chicago 61 53 16 H Green Bay 62 54
70 H IUPUI 35 71 100 H Milwaukee 49 52
131 H Cleveland St. 65 70 128 A ETSU 57 45
101 H Wright St. 63 68 114 N Jacksonville 49 61

Northern Ky.

Northern Ky.

Non-Div I Games: Oakland City 103 25

Northern Ky.

Average RPI	Win: 226	WON-LOST	WINNING	LAST 10	STRENGTH OF	OPP. STRENGTH	TEAM	ADJ.	CONF.	ADJ CONF.
Average RPI	Loss: 71	RECORD	PCT. RANK	GAMES	SCHEDULE	OF SCHEDULE	RPI	RPI	RPI	RPI
DIV. I ONLY	9- 13	231	3- 7	110	76	184	184	3	3	
DIV. I NON-CONF.	7- 7	170	1- 3	183	124	185	185	4	4	

TOTALS	RPI 1-25	RPI 26-50	W-L RECORDS	RPI 51-100	RPI 101-999	RPI 201+				
9- 13	0- 2	0- 5	OVERALL	0- 3	9- 3	5- 0				
5- 6	0- 2	0- 2	HOME	0- 2	5- 0	3- 0				
3- 5	0- 0	0- 1	AWAY	0- 0	3- 0	2- 0				
1- 2	0- 0	0- 0	NEUTRAL	0- 1	1- 1	0- 0				
7- 7	0- 1	0- 2	NON-CONFERENCE	0- 2	7- 2	5- 0				
4- 3	0- 1	0- 1	HOME	0- 1	4- 0	3- 0				
2- 2	0- 0	0- 1	AWAY	0- 0	2- 1	2- 0				
1- 2	0- 0	0- 0	NEUTRAL	0- 1	1- 1	0- 0				
2- 6	0- 1	0- 3	CONFERENCE	0- 1	2- 1	0- 0				
1- 3	0- 1	0- 1	HOME	0- 1	1- 0	0- 0				
1- 3	0- 0	0- 2	AWAY	0- 0	1- 1	0- 0				
0- 0	0- 0	0- 0	NEUTRAL	0- 0	0- 0	0- 0				

RPI 1-25				RPI 26-50				RPI 51-100				RPI 101+				Team's RPI: 184
RPI	S	Opponent	Score	RPI	S	Opponent	Score	RPI	S	Opponent	Score	RPI	S	Opponent	Score	
16	H	Green Bay	57 63	26	A	Syracuse	74 81	63	H	Nebraska	59 69	104	N	Auburn	49 48	
23	H	Maryland	65 68	29	H	DePaul	63 92	92	N	Chattanooga	44 61	125	A	Missouri St.	59 90	
				38	A	Michigan St.	51 81	100	H	Milwaukee	57 66	132	N	Georgetown	54 55	
				47	H	Minnesota	63 90					169	A	Illinois	74 59	
				49	A	Purdue	60 63					180	H	Oakland	88 70	
												189	A	Wisconsin	46 58	
												189	H	Wisconsin	69 60	
												224	H	Stony Brook	68 36	
												227	A	UT Martin	71 63	
												257	H	Santa Clara	57 47	
												340	A	Chicago St.	63 36	
												344	H	Eastern Ill.	74 40	

LAST 12 Division I GAMES:																
23	H	Maryland	65 68	169	A	Illinois	74 59	47	H	Minnesota	63 90	344	H	Eastern Ill.	74 40	
189	A	Wisconsin	46 58	29	H	DePaul	63 92	16	H	Green Bay	57 63	125	A	Missouri St.	59 90	
49	A	Purdue	60 63	29	H	DePaul	63 92	125	A	Missouri St.	59 90	16	H	Green Bay	57 63	
189	H	Wisconsin	69 60	29	H	DePaul	63 92	125	A	Missouri St.	59 90	16	H	Green Bay	57 63	
63	H	Nebraska	59 69	29	H	DePaul	63 92	125	A	Missouri St.	59 90	16	H	Green Bay	57 63	
38	A	Michigan St.	51 81	29	H	DePaul	63 92	125	A	Missouri St.	59 90	16	H	Green Bay	57 63	

Non-Div I Games:

Northwestern

Average RPI Win:	328	WON-LOST	WINNING	LAST 10	STRENGTH OF	OPP. STRENGTH	TEAM	ADJ.	CONF.	ADJ CONF.
Average RPI Loss:	170	RECORD	PCT. RANK	GAMES	SCHEDULE	OF SCHEDULE	RPI	RPI	RPI	RPI
DIV. I ONLY	2- 14	324	1- 8	200	266	313	313	26	26	
DIV. I NON-CONF.	1- 6	306	0- 2	74	120	229	229	26	26	

TOTALS	RPI 1-25	RPI 26-50	W-L RECORDS	RPI 51-100	RPI 101-999	RPI 201+				
2- 14	0- 1	0- 0	OVERALL	0- 4	2- 9	2- 6				
1- 5	0- 0	0- 0	HOME	0- 1	1- 4	1- 2				
1- 8	0- 0	0- 0	AWAY	0- 1	1- 0	1- 0				
0- 1	0- 0	0- 0	NEUTRAL	0- 0	0- 1	0- 1				
1- 6	0- 1	0- 0	NON-CONFERENCE	0- 3	1- 2	1- 1				
0- 1	0- 0	0- 0	HOME	0- 0	0- 1	0- 0				
1- 4	0- 1	0- 0	AWAY	0- 3	1- 0	1- 0				
0- 1	0- 0	0- 0	NEUTRAL	0- 0	0- 1	0- 1				
1- 8	0- 0	0- 0	CONFERENCE	0- 1	1- 7	1- 5				
1- 4	0- 0	0- 0	HOME	0- 1	1- 3	1- 2				
0- 4	0- 0	0- 0	AWAY	0- 0	0- 4	0- 3				
0- 0	0- 0	0- 0	NEUTRAL	0- 0	0- 0	0- 0				

RPI 1-25				RPI 26-50				RPI 51-100				RPI 101+ Team's RPI: 313			
RPI	S	Opponent	Score	RPI	S	Opponent	Score	RPI	S	Opponent	Score	RPI	S	Opponent	Score
11	A	Texas	44 68					57	A	TCU	51 89	115	H	SFA	62 70
								61	A	Oklahoma St.	44 78	167	H	Southern Miss.	59 71
								94	H	Central Ark.	53 61	186	A	New Orleans	63 81
								98	A	Ole Miss	44 75	215	A	Abilene Christian	41 80
												245	N	Texas Southern	43 56
												262	H	A&M-Corpus Christi	56 62
												284	H	Nicholls St.	63 79
												289	A	McNeese	67 72
												297	A	Southeastern La.	65 71
												322	H	Sam Houston St.	63 60
												333	A	La.-Monroe	70 48
LAST 12 Division I GAMES:															
94	H	Central Ark.	53 61	262	H	A&M-Corpus Christi	56 62								
186	A	New Orleans	63 81	289	A	McNeese	67 72								
297	A	Southeastern La.	65 71	284	H	Nicholls St.	63 79								
322	H	Sam Houston St.	63 60	57	A	TCU	51 89								
215	A	Abilene Christian	41 80	11	A	Texas	44 68								
115	H	SFA	62 70	245	N	Texas Southern	43 56								

Non-Div I Games: LeTourneau 82 39 LSU-Shreveport 62 42 LSU-Alexandria 85 55 Central Baptist 87 22 Northwestern St.

Average RPI		Win: 77	WON-LOST RECORD	WINNING PCT. RANK	LAST 10 GAMES	STRENGTH OF SCHEDULE	OPP. STRENGTH OF SCHEDULE	TEAM RPI	ADJ. RPI	CONF. RPI	ADJ. CONF. RPI
Loss: 3											
DIV. I ONLY			19- 2	6	9- 1	1	6	2	2	1	1
DIV. I NON-CONF.			12- 1	6	4- 0	2	7	2	2	1	1
TOTALS		RPI 1-25		RPI 26-50		W-L RECORDS	RPI 51-100	RPI 101-999		RPI 201+	
19- 2	4- 2			6- 0		OVERALL	2- 0	7- 0		1- 0	
9- 0	2- 0			3- 0		HOME	1- 0	3- 0		1- 0	
7- 2	1- 2			2- 0		AWAY	1- 0	3- 0		0- 0	
3- 0	1- 0			1- 0		NEUTRAL	0- 0	1- 0		0- 0	
12- 1	4- 1			5- 0		NON-CONFERENCE	0- 0	3- 0		1- 0	
5- 0	2- 0			2- 0		HOME	0- 0	1- 0		1- 0	
4- 1	1- 1			2- 0		AWAY	0- 0	1- 0		0- 0	
3- 0	1- 0			1- 0		NEUTRAL	0- 0	1- 0		0- 0	
7- 1	0- 1			1- 0		CONFERENCE	2- 0	4- 0		0- 0	
4- 0	0- 0			1- 0		HOME	1- 0	2- 0		0- 0	
3- 1	0- 1			0- 0		AWAY	1- 0	2- 0		0- 0	
0- 0	0- 0			0- 0		NEUTRAL	0- 0	0- 0		0- 0	

RPI 1-25				RPI 26-50				RPI 51-100				RPI 101+			
RPI	S	Opponent	Score	RPI	S	Opponent	Score	RPI	S	Opponent	Score	RPI	S	Opponent	Score
1	A	UConn	71 80	26	H	Syracuse	87 72	64	A	Georgi a Tech	77 54	107	A	Wake Forest	96 73
5	A	Loui sville	67 100	29	H	DePaul	91 82	66	H	Mi ami (FL)	83 76	109	A	Penn	66 54
8	H	Tennessee	84 70	30	N	South Fla.	76 66					113	H	Cl emson	90 37
19	H	Marquette	91 85	38	H	Mi chi gan St.	90 59					128	N	ETSU	77 46
20	N	South Caroli na	92 85	42	A	Oregon St.	72 67					150	A	Pi ttsburgh	87 53
22	A	Mi chi gan	83 63	46	A	Western Ky.	78 65					183	H	Boston Colle ge	89 60
												261	H	Mt. St. Mary's	121 65
LAST 12 Division I GAMES:															
				150	A	Pi ttsburgh	87 53	66	H	Mi ami (FL)	83 76				
				113	H	Cl emson	90 37	107	A	Wake Forest	96 73				
				8	H	Tennessee	84 70	26	H	Syracuse	87 72				
				183	H	Boston Colle ge	89 60	19	H	Marquette	91 85				
				5	A	Loui sville	67 100	29	H	DePaul	91 82				
				64	A	Georgi a Tech	77 54	109	A	Penn	66 54				

Non-Div I Games:

Notre Dame

■ Loss, ■ Non-Conf, S Site, H Home A Away N Neutral

RPI 1-25			
RPI	S	Opponent	Score
16	H	Green Bay	48 81
22	A	Mi chi gan	69 78
RPI 26-50			
RPI	S	Opponent	Score
36	H	Central Mich.	85 103
38	A	Mi chi gan St.	63 95
RPI 51-100			
RPI	S	Opponent	Score
70	A	IUPUI	64 80
100	H	Mi l waukee	62 74
Team's RPI: 180			
RPI	S	Opponent	Score
101	H	Wright St.	57 77
131	A	Cleveland St.	62 70
184	A	Northwestern	70 88
216	H	Niagara	67 59
242	A	Youngstown St.	58 48
260	H	Illinois St.	64 43
268	H	Northern Ky.	79 53
279	A	Cornell	79 77
288	H	Detroit Mercy	83 50
291	A	Canisius	83 48
320	A	Ill.-Chicago	67 63
324	N	Old Dominion	80 59
338	N	Ark.-Pine Bluff	69 37
LAST 12 Division I GAMES:			
288	H	Detroit Mercy	83 50
16	H	Green Bay	48 81
100	H	Milwaukee	62 74
70	A	IUPUI	64 80
320	A	Ill.-Chicago	67 63
268	H	Northern Ky.	79 53
101	H	Wright St.	57 77
242	A	Youngstown St.	58 48
131	A	Cleveland St.	62 70
338	N	Ark.-Pine Bluff	69 37
324	N	Old Dominion	80 59
279	A	Cornell	79 77

Oakl and

Average RPI	Win:	167	WON-LOST	WINNING	LAST 10	STRENGTH OF	OPP. STRENGTH	TEAM	ADJ.	CONF.	ADJ CONF.
Average RPI	Loss:	75	RECORD	PCT. RANK	GAMES	SCHEDULE	OF SCHEDULE	RPI	RPI	RPI	RPI
DIV. I ONLY		10- 9		155	6- 4	26	111	81	81	7	7
DIV. I NON-CONF.		5- 5		170	1- 2	44	221	104	104	8	8
<hr/>											
TOTALS	RPI 1-25		RPI 26-50		W-L RECORDS		RPI 51-100		RPI 101-999		RPI 201+
10- 9	0- 2		1- 2		OVERALL		2- 2		7- 3		4- 0
5- 3	0- 2		0- 0		HOME		1- 1		4- 0		2- 0
5- 4	0- 0		1- 0		AWAY		1- 0		3- 1		2- 0
0- 2	0- 0		0- 1		NEUTRAL		0- 0		0- 1		0- 0
5- 5	0- 1		1- 1		NON-CONFERENCE		0- 1		4- 2		3- 0
2- 2	0- 1		0- 0		HOME		0- 1		2- 0		1- 0
3- 1	0- 0		1- 0		AWAY		0- 0		2- 1		2- 0
0- 2	0- 0		0- 1		NEUTRAL		0- 0		0- 1		0- 0
5- 4	0- 1		0- 1		CONFERENCE		2- 1		3- 1		1- 0
3- 1	0- 1		0- 0		HOME		1- 0		2- 0		1- 0
2- 3	0- 0		0- 1		AWAY		1- 1		1- 1		0- 0
0- 0	0- 0		0- 0		NEUTRAL		0- 0		0- 0		0- 0

RPI 1-25				RPI 26-50				RPI 51-100				RPI 101+			
RPI	S	Opponent	Score	RPI	S	Opponent	Score	RPI	S	Opponent	Score	RPI	S	Opponent	Score
22	H	Michigan	61 74	31	N	Virginia	59 77	62	A	Toledo	57 75	110	A	Miami (OH)	55 64
25	H	Buffalo	63 67	36	A	Central Mich.	58 82	62	H	Toledo	78 61	120	H	High Point	64 61
				49	A	Purdue	77 71	70	H	IUPUI	52 76	131	A	Cleveland St.	64 71
								95	A	Western Mich.	69 54	138	H	Northern Ill.	77 75
												140	A	Bowling Green	70 63
												187	N	Furman	68 70
												221	H	Akron	70 67
												228	H	N.C. A&T	72 65
												293	A	Eastern Ky.	69 57
												326	A	Marshall	54 52
<hr/>															
Team's RPI: 81															
<hr/>															
LAST 12 Division I GAMES:															
110	A	Miami (OH)	55 64	221	H	Akron	70 67								
138	H	Northern Ill.	77 75	36	A	Central Mich.	58 82								
140	A	Bowling Green	70 63	62	H	Toledo	78 61								
25	H	Buffalo	63 67	228	H	N.C. A&T	72 65								
95	A	Western Mich.	69 54	31	N	Virginia	59 77								
62	A	Toledo	57 75	187	N	Furman	68 70								

Non-Div I Games: Notre Dame (OH) 93 37

Ohio

Average RPI	Win:	84	WON-LOST	WINNING	LAST 10	STRENGTH OF	OPP. STRENGTH	TEAM	ADJ.	CONF.	ADJ CONF.
Average RPI	Loss:	18	RECORD	PCT. RANK	GAMES	SCHEDULE	OF SCHEDULE	RPI	RPI	RPI	RPI
DIV. I ONLY		17- 5		37	7- 3	3	2	6	6	3	3
DIV. I NON-CONF.		11- 2		23	3- 0	10	3	6	6	4	4

TOTALS	RPI 1-25		RPI 26-50		W-L RECORDS	RPI 51-100		RPI 101-999		RPI 201+	
17- 5	3- 4		3- 1		OVERALL	5- 0		6- 0		0- 0	
9- 2	1- 2		2- 0		HOME	3- 0		3- 0		0- 0	
5- 3	1- 2		0- 1		AWAY	2- 0		2- 0		0- 0	
3- 0	1- 0		1- 0		NEUTRAL	0- 0		1- 0		0- 0	
11- 2	2- 2		1- 0		NON-CONFERENCE	2- 0		6- 0		0- 0	
6- 1	1- 1		0- 0		HOME	2- 0		3- 0		0- 0	
2- 1	0- 1		0- 0		AWAY	0- 0		2- 0		0- 0	
3- 0	1- 0		1- 0		NEUTRAL	0- 0		1- 0		0- 0	
6- 3	1- 2		2- 1		CONFERENCE	3- 0		0- 0		0- 0	
3- 1	0- 1		2- 0		HOME	1- 0		0- 0		0- 0	
3- 2	1- 1		0- 1		AWAY	2- 0		0- 0		0- 0	
0- 0	0- 0		0- 0		NEUTRAL	0- 0		0- 0		0- 0	

RPI	S	Opponent	Score	RPI	S	Opponent	Score	RPI	S	Opponent	Score	RPI	S	Opponent	Score
5	H	Louisville	90 95	27	A	Iowa	89 103	59	H	Quinnipiac	95 63	103	H	Dartmouth	103 70
14	A	Duke	60 69	33	N	FGCU	104 62	63	A	Nebraska	73 61	135	H	Washington	85 76
21	H	Stanford	85 64	38	H	Michigan St.	78 62	69	A	Indiana	77 62	157	H	Idaho	99 56
21	N	Stanford	94 82	47	H	Minnesota	91 75	69	H	Indiana	85 70	166	A	Cincinnati	87 76
22	A	Michigan	78 71					73	H	Maine	83 70	179	A	Florida	103 77
22	H	Michigan	75 84									181	N	Memphis	100 69
23	A	Maryland	69 99												

LAST 12 Division I GAMES:															
38	H	Michigan St.	78 62	47	H	Minnesota	91 75								
27	A	Iowa	89 103	69	H	Indiana	85 70								
23	A	Maryland	69 99	63	A	Nebraska	73 61								
22	H	Michigan	75 84	166	A	Cincinnati	87 76								
69	A	Indiana	77 62	103	H	Dartmouth	103 70								
22	A	Michigan	78 71	179	A	Florida	103 77								

Non-Div I Games:

Ohio St.

Oklahoma				Through Games Of Jan. 27, 2018							
Average RPI Win:	116	WON-LOST	WINNING	LAST 10		STRENGTH OF	OPP. STRENGTH	TEAM	ADJ.	CONF.	ADJ CONF.
Average RPI Loss:	52	RECORD	PCT. RANK	GAMES		SCHEDULE	OF SCHEDULE	RPI	RPI	RPI	RPI
DIV. I ONLY		10- 11	188	5- 5		2	30	37	37	5	5
DIV. I NON-CONF.		5- 6	187	1- 1		3	16	42	42	6	6

TOTALS	RPI 1-25		RPI 26-50		W-L RECORDS		RPI 51-100		RPI 101-999		RPI 201+
10- 11	0- 4		1- 2		OVERALL		4- 3		5- 2		2- 0
6- 4	0- 2		1- 0		HOME		3- 1		2- 1		1- 0
4- 6	0- 1		0- 2		AWAY		1- 2		3- 1		1- 0
0- 1	0- 1		0- 0		NEUTRAL		0- 0		0- 0		0- 0
5- 6	0- 2		1- 2		NON-CONFERENCE		2- 0		2- 2		1- 0
4- 1	0- 0		1- 0		HOME		2- 0		1- 1		1- 0
1- 4	0- 1		0- 2		AWAY		0- 0		1- 1		0- 0
0- 1	0- 1		0- 0		NEUTRAL		0- 0		0- 0		0- 0
5- 5	0- 2		0- 0		CONFERENCE		2- 3		3- 0		1- 0
2- 3	0- 2		0- 0		HOME		1- 1		1- 0		0- 0
3- 2	0- 0		0- 0		AWAY		1- 2		2- 0		1- 0
0- 0	0- 0		0- 0		NEUTRAL		0- 0		0- 0		0- 0

RPI 1-25				RPI 26-50				Team's RPI: 37				RPI 51-100				RPI 101+			
RPI	S	Opponent	Score	RPI	S	Opponent	Score	RPI	S	Opponent	Score	RPI	S	Opponent	Score	RPI	S	Opponent	Score
1	N	UConn	64 88	29	A	DePaul	108 111	57	A	TCU	58 62	117	A	Little Rock	56 68				
7	A	Oregon	74 92	30	H	South Fla.	79 74	57	H	TCU	84 71	124	H	Kansas	97 64				
10	H	Bayl or	52 74	40	A	South Dakota St.	61 67	61	A	Oklahoma St.	82 96	126	A	Iowa St.	74 69				
11	H	Texas	78 88					61	H	Oklahoma St.	67 70	151	A	Colorado St.	78 46				
								72	H	New Mexi co	105 63	179	H	Flori da	61 80				
								74	A	Kansas St.	76 71	220	H	SMU	87 75				
								77	H	Bel mont	96 73	231	A	Texas Tech	73 52				
LAST 12 Division I GAMES:																			
				57	A	TCU	58 62	61	A	Oklahoma St.	82 96								
				124	H	Kansas	97 64	57	H	TCU	84 71								
				61	H	Oklahoma St.	67 70	126	A	Iowa St.	74 69								
				74	A	Kansas St.	76 71	11	H	Texas	78 88								
				10	H	Bayl or	52 74	1	N	UConn	64 88								
				231	A	Texas Tech	73 52	72	H	New Mexi co	105 63								

Non-Div I Games:

Oklahoma

Average RPI Win:	175	WON-LOST	WINNING	LAST 10	STRENGTH OF	OPP. STRENGTH	TEAM	ADJ.	CONF.	ADJ CONF.
Average RPI Loss:	44	RECORD	PCT. RANK	GAMES	SCHEDULE	OF SCHEDULE	RPI	RPI	RPI	RPI
DIV. I ONLY	15- 5	49	7- 3	123	16	61	61	5	5	
DIV. I NON-CONF.	9- 2	34	3- 0	181	94	60	60	6	6	

TOTALS	RPI 1-25	RPI 26-50	W-L RECORDS	RPI 51-100	RPI 101-999	RPI 201+				
15- 5	1- 3	3- 0	OVERALL	2- 1	9- 1	7- 0				
12- 1	1- 0	2- 0	HOME	1- 0	8- 1	6- 0				
2- 3	0- 2	1- 0	AWAY	0- 1	1- 0	1- 0				
1- 1	0- 1	0- 0	NEUTRAL	1- 0	0- 0	0- 0				
9- 2	1- 2	0- 0	NON-CONFERENCE	1- 0	7- 0	5- 0				
8- 0	1- 0	0- 0	HOME	0- 0	7- 0	5- 0				
0- 1	0- 1	0- 0	AWAY	0- 0	0- 0	0- 0				
1- 1	0- 1	0- 0	NEUTRAL	1- 0	0- 0	0- 0				
6- 3	0- 1	3- 0	CONFERENCE	1- 1	2- 1	2- 0				
4- 1	0- 0	2- 0	HOME	1- 0	1- 1	1- 0				
2- 2	0- 1	1- 0	AWAY	0- 1	1- 0	1- 0				
0- 0	0- 0	0- 0	NEUTRAL	0- 0	0- 0	0- 0				

RPI 1-25				RPI 26-50				RPI 51-100				RPI 101+			
RPI	S	Opponent	Score	RPI	S	Opponent	Score	RPI	S	Opponent	Score	RPI	S	Opponent	Score
3	A	Mississippi St.	76 79	34	H	West Virginia	79 73	74	A	Kansas St.	64 80	126	H	Iowa St.	69 78
8	N	Tennessee	69 79	37	A	Oklahoma	70 67	74	H	Kansas St.	76 68	136	H	Wichita St.	91 67
9	H	UCLA	87 72	37	H	Oklahoma	96 82	75	N	South Dakota	76 68	194	H	Southern U.	94 66
11	A	Texas	79 84									231	A	Texas Tech	98 57
												231	H	Texas Tech	80 62
												300	H	Incarnate Word	86 35
												305	H	USC Upstate	108 71
												313	H	Northwestern St.	78 44
												319	H	UTRGV	80 38
												333	H	La. -Monroe	112 58

LAST 12 Division I GAMES:															
231	H	Texas Tech	80 62	11	A	Texas	79 84	74	H	Kansas St.	76 68				
126	H	Iowa St.	69 78					231	A	Texas Tech	98 57				
37	A	Oklahoma	70 67	34	H	West Virginia	79 73	333	H	La. -Monroe	112 58				
34	H	West Virginia	79 73	74	A	Kansas St.	64 80	305	H	USC Upstate	108 71				
74	A	Kansas St.	76 68	37	H	Oklahoma	96 82	9	H	UCLA	87 72				

Non-Div I Games:

Oklahoma St.

Average RPI Win:	319	WON-LOST	WINNING	LAST 10	STRENGTH OF	OPP. STRENGTH	TEAM	ADJ.	CONF.	ADJ CONF.
Average RPI Loss:	168	RECORD	PCT. RANK	GAMES	SCHEDULE	OF SCHEDULE	RPI	RPI	RPI	RPI
DIV. I ONLY	4- 17	311	3- 7	236	272	324	324	18	18	
DIV. I NON-CONF.	2- 12	306	1- 4	160	290	312	312	19	19	

TOTALS	RPI 1-25	RPI 26-50	W-L RECORDS	RPI 51-100	RPI 101-999	RPI 201+				
4- 17	0- 2	0- 0	OVERALL	0- 2	4- 13	4- 6				
4- 7	0- 2	0- 0	HOME	0- 1	4- 4	4- 1				
0- 7	0- 0	0- 0	AWAY	0- 1	0- 6	0- 4				
0- 3	0- 0	0- 0	NEUTRAL	0- 0	0- 3	0- 1				
2- 12	0- 2	0- 0	NON-CONFERENCE	0- 1	2- 9	2- 3				
2- 5	0- 2	0- 0	HOME	0- 0	2- 3	2- 1				
0- 4	0- 0	0- 0	AWAY	0- 1	0- 3	0- 1				
0- 3	0- 0	0- 0	NEUTRAL	0- 0	0- 3	0- 1				
2- 5	0- 0	0- 0	CONFERENCE	0- 1	2- 4	2- 3				
2- 2	0- 0	0- 0	HOME	0- 1	2- 1	2- 0				
0- 3	0- 0	0- 0	AWAY	0- 0	0- 3	0- 3				
0- 0	0- 0	0- 0	NEUTRAL	0- 0	0- 0	0- 0				

RPI 1-25				RPI 26-50				RPI 51-100				RPI 101+ Team's RPI: 324			
RPI	S	Opponent	Score	RPI	S	Opponent	Score	RPI	S	Opponent	Score	RPI	S	Opponent	Score
14	H	Duke	51 84					84	H	UAB	61 74	141	H	Liberty	55 63
18	H	NC State	56 73					96	A	George Mason	53 66	144	A	William & Mary	58 75
												146	N	Saint Francis (PA)	68 79
												166	H	Cincinnati	33 54
												170	H	Charlotte	60 63
												180	N	Oakland	59 80
												198	A	Hampton	42 50
												204	A	Louisiana Tech	45 59
												215	N	Abilene Christian	60 74
												225	A	North Texas	46 63
												226	H	Richmond	45 54
												303	H	Coppin St.	75 67
												309	A	VCU	39 68
												315	A	UTSA	56 64
												315	H	UTSA	69 63
												326	H	Marshall	69 53
												331	H	South Carolina St.	52 35
LAST 12 Division I GAMES:															
204	A	Louisiana Tech	45 59	170	H	Charlotte	60 63								
315	H	UTSA	69 63	84	H	UAB	61 74								
326	H	Marshall	69 53	331	H	South Carolina St.	52 35								
198	A	Hampton	42 50	215	N	Abilene Christian	60 74								
315	A	UTSA	56 64	180	N	Oakland	59 80								
225	A	North Texas	46 63	144	A	William & Mary	58 75								

Non-Div I Games:

Old Dominion

Ole Miss

O
l
e
M
i
s
s

Ol e Mi ss

Average RPI Win: 254
Average RPI Loss: 153

WON-LOST
RECORD

WINNING
PCT. RANK

LAST 10
GAMES

STRENGTH OF
SCHEDULE

OPP. STRENGTH
OF SCHEDULE

TEAM
RPI

ADJ.
RPI

CONF.
RPI

ADJ CONF.
RPI

DIV. I ONLY	7- 10	230	2- 8	222	234	236	236	14	14
DIV. I NON-CONF.	6- 4	122	2- 2	279	282	163	163	16	16

TOTALS	RPI 1-25	RPI 26-50	W-L RECORDS	RPI 51-100	RPI 101-999	RPI 201+			
7- 10	0- 0	0- 2	OVERALL	0- 2	7- 6	6- 3			
4- 4	0- 0	0- 1	HOME	0- 0	4- 3	3- 0			
3- 6	0- 0	0- 1	AWAY	0- 2	3- 3	3- 3			
0- 0	0- 0	0- 0	NEUTRAL	0- 0	0- 0	0- 0			
6- 4	0- 0	0- 1	NON-CONFERENCE	0- 1	6- 2	5- 2			
3- 1	0- 0	0- 1	HOME	0- 0	3- 0	2- 0			
3- 3	0- 0	0- 0	AWAY	0- 1	3- 2	3- 2			
0- 0	0- 0	0- 0	NEUTRAL	0- 0	0- 0	0- 0			
1- 6	0- 0	0- 1	CONFERENCE	0- 1	1- 4	1- 1			
1- 3	0- 0	0- 0	HOME	0- 0	1- 3	1- 0			
0- 3	0- 0	0- 1	AWAY	0- 1	0- 1	0- 1			
0- 0	0- 0	0- 0	NEUTRAL	0- 0	0- 0	0- 0			

RPI	S	Opponent	Score	RPI	S	Opponent	Score	RPI	S	Opponent	Score	RPI	S	Opponent	Score	Team's RPI: 236
40	A	South Dakota St.	64 89	74	A	Kansas St.	60 81	118	H	Western Ill.	51 90	155	H	UNI	78 74	
45	H	Creighton	51 72	75	A	South Dakota	46 70	188	H	Oral Roberts	53 82	201	H	Denver	74 85	
								212	H	Montana St.	64 53	219	A	CSUN	68 60	
								233	A	Bradley	56 69	249	A	CSU Bakersfield	43 52	
								270	H	North Dakota St.	80 67	304	A	Fort Wayne	65 76	
								305	A	USC Upstate	69 66	335	H	Florida A&M	78 73	

LAST 12 Division I GAMES:																
270	H	North Dakota St.	80 67	188	H	Oral Roberts	53 82	219	A	CSUN	68 60	249	A	CSU Bakersfield	43 52	
75	A	South Dakota	46 70	219	A	CSUN	68 60	45	H	Creighton	51 72	155	H	UNI	78 74	
201	H	Denver	74 85	45	H	Creighton	51 72	282	A	Wofford	64 60					
118	H	Western Ill.	51 90													
304	A	Fort Wayne	65 76													
40	A	South Dakota St.	64 89													

Non-Div I Games: Graceland (IA) 96 69 St. Mary (NE) 81 58

Omaha

Average RPI Win:	273	WON-LOST	WINNING	LAST 10	STRENGTH OF	OPP. STRENGTH	TEAM	ADJ.	CONF.	ADJ CONF.
Average RPI Loss:	98	RECORD	PCT. RANK	GAMES	SCHEDULE	OF SCHEDULE	RPI	RPI	RPI	RPI

DIV. I ONLY	11- 8	127	5- 4	288	203	188	188	14	14
DIV. I NON-CONF.	7- 5	132	2- 2	333	237	216	216	16	16
TOTALS	RPI 1-25	RPI 26-50	W-L RECORDS	RPI 51-100	RPI 101-999	RPI 201+			
11- 8	0- 0	0- 1	OVERALL	0- 4	11- 3	9- 1			
3- 3	0- 0	0- 1	HOME	0- 2	3- 0	2- 0			
4- 5	0- 0	0- 0	AWAY	0- 2	4- 3	3- 1			
4- 0	0- 0	0- 0	NEUTRAL	0- 0	4- 0	4- 0			
7- 5	0- 0	0- 0	NON-CONFERENCE	0- 3	7- 2	6- 1			
1- 1	0- 0	0- 0	HOME	0- 1	1- 0	1- 0			
2- 4	0- 0	0- 0	AWAY	0- 2	2- 2	1- 1			
4- 0	0- 0	0- 0	NEUTRAL	0- 0	4- 0	4- 0			
4- 3	0- 0	0- 1	CONFERENCE	0- 1	4- 1	3- 0			
2- 2	0- 0	0- 1	HOME	0- 1	2- 0	1- 0			
2- 1	0- 0	0- 0	AWAY	0- 0	2- 1	2- 0			
0- 0	0- 0	0- 0	NEUTRAL	0- 0	0- 0	0- 0			

RPI 1-25	RPI 26-50	RPI 51-100	RPI 101+	Team's RPI: 188
RPI S Opponent Score	RPI S Opponent Score	RPI S Opponent Score	RPI S Opponent Score	
	40 H South Dakota St. 70 77	57 A TCU 58 72	118 A Western Ill. 49 56	
		75 H South Dakota 68 73	125 A Missouri St. 66 76	
		79 A Utah 50 71	165 A Tulsa 53 41	
		85 H Arkansas 66 77	201 H Denver 90 60	
			208 A UT Arlington 46 70	
			236 A Omaha 82 53	
			253 A UMKC 76 73	
			270 H North Dakota St. 71 48	
			274 N Alcorn 76 52	
			301 N Cal St. Fullerton 60 50	
			304 A Fort Wayne 73 48	
			327 H Houston Baptist 78 56	
			336 N Long Beach St. 64 58	
			340 N Chicago St. 73 43	
LAST 12 Division I GAMES:				
	201 H Denver 90 60	236 A Omaha 82 53		
	75 H South Dakota 68 73	79 A Utah 50 71		
	40 H South Dakota St. 70 77	340 N Chicago St. 73 43		
	270 H North Dakota St. 71 48	274 N Alcorn 76 52		
	118 A Western Ill. 49 56	125 A Missouri St. 66 76		
	304 A Fort Wayne 73 48	253 A UMKC 76 73		

Non-Div I Games: Okla. Panhandle 88 35 Cent. Christian (KS) 18 47

Oral Roberts

Average RPI Win: 123

Average RPI Loss: 17

WON-LOST
RECORDWINNING
PCT. RANKLAST 10
GAMESSTRENGTH OF
SCHEDULEOPP. STRENGTH
OF SCHEDULETEAM
RPIADJ.
RPICONF.
RPIADJ CONF.
RPIDIV. I ONLY
DIV. I NON-CONF.19- 3
11- 210
239- 1
3- 019
1415
157
57
54
34
3

TOTALS

RPI 1-25

RPI 26-50

W-L RECORDS

RPI 51-100

RPI 101-999

RPI 201+

19- 3

3- 2

4- 1

OVERALL

2- 0

10- 0

5- 0

13- 0

0- 0

3- 0

HOME

2- 0

8- 0

4- 0

4- 3

2- 2

1- 1

AWAY

0- 0

1- 0

0- 0

2- 0

1- 0

0- 0

NEUTRAL

0- 0

1- 0

1- 0

11- 2

2- 2

1- 0

NON-CONFERENCE

1- 0

7- 0

4- 0

8- 0

0- 0

1- 0

HOME

1- 0

6- 0

3- 0

1- 2

1- 2

0- 0

AWAY

0- 0

0- 0

0- 0

2- 0

1- 0

0- 0

NEUTRAL

0- 0

1- 0

1- 0

8- 1

1- 0

3- 1

CONFERENCE

1- 0

3- 0

1- 0

5- 0

0- 0

2- 0

HOME

1- 0

2- 0

1- 0

3- 1

1- 0

1- 1

AWAY

0- 0

1- 0

0- 0

0- 0

0- 0

0- 0

NEUTRAL

0- 0

0- 0

0- 0

RPI 1-25

Team's RPI: 7

RPI 26-50

RPI 51-100

RPI 101+

RPI	S	Opponent	Score
3	A	Mississippi St.	79 90
5	A	Louisville	61 74
9	A	UCLA	70 61
13	A	Texas A&M	83 68
13	N	Texas A&M	84 62

RPI	S	Opponent	Score
35	H	Arizona St.	74 64
37	H	Oklahoma	92 74
42	A	Oregon St.	79 85
42	H	Oregon St.	75 63
43	A	Southern California	70 66

RPI	S	Opponent	Score
78	H	Washington St.	89 56
98	H	Ole Miss	90 46

RPI	S	Opponent	Score
108	H	Drake	110 77
130	H	Weber St.	114 87
135	H	Washington	94 83
137	A	Colorado	74 55
198	H	Hampton	87 45
211	H	Eastern Wash.	81 40
219	H	CSUN	91 43
246	N	Hawaii	85 44
278	H	Arizona	62 44
308	H	Southern Utah	98 38

LAST 12 Division I GAMES:

137	A	Colorado	74 55	43	A	Southern California	70 66
42	H	Oregon St.	75 63	135	H	Washington	94 83
42	A	Oregon St.	79 85	78	H	Washington St.	89 56
35	H	Arizona St.	74 64	246	N	Hawaii	85 44
278	H	Arizona	62 44	13	N	Texas A&M	84 62
9	A	UCLA	70 61	98	H	Ole Miss	90 46

Average RPI Win: 181

Average RPI Loss: 15

WON-LOST
RECORDWINNING
PCT. RANKLAST 10
GAMESSTRENGTH OF
SCHEDULEOPP. STRENGTH
OF SCHEDULETEAM
RPIADJ.
RPICONF.
RPIADJ CONF.
RPIDIV. I ONLY
DIV. I NON-CONF.15- 5
9- 249
347- 3
3- 085
23749
17242
8642
864
34
3

TOTALS

RPI 1-25

RPI 26-50

W-L RECORDS

RPI 51-100

RPI 101-999

RPI 201+

15- 5

1- 4

1- 1

OVERALL

3- 0

10- 0

6- 0

11- 1

1- 1

1- 0

HOME

2- 0

7- 0

4- 0

2- 4

0- 3

0- 1

AWAY

1- 0

1- 0

1- 0

2- 0

0- 0

0- 0

NEUTRAL

0- 0

2- 0

1- 0

9- 2

0- 2

0- 0

NON-CONFERENCE

1- 0

8- 0

5- 0

6- 1

0- 1

0- 0

HOME

1- 0

5- 0

3- 0

1- 1

0- 1

0- 0

AWAY

0- 0

1- 0

1- 0

2- 0

0- 0

0- 0

NEUTRAL

0- 0

2- 0

1- 0

6- 3

1- 2

1- 1

CONFERENCE

2- 0

2- 0

1- 0

5- 0

1- 0

1- 0

HOME

1- 0

2- 0

1- 0

1- 3

0- 2

0- 1

AWAY

1- 0

0- 0

0- 0

0- 0

0- 0

0- 0

NEUTRAL

0- 0

0- 0

0- 0

RPI 1-25

RPI 26-50

Team's RPI: 42

RPI 51-100

RPI 101+

RPI	S	Opponent	Score
2	H	Notre Dame	67 72
7	A	Oregon	63 75
7	H	Oregon	85 79
9	A	UCLA	49 84
14	A	Duke	65 72

RPI	S	Opponent	Score
35	H	Arizona St.	57 54
43	A	Southern Cal i forni a	61 65

RPI	S	Opponent	Score
58	H	UC Davi s	61 47
78	H	Washing ton St.	71 53
79	A	Utah	69 58

RPI	S	Opponent	Score
135	H	Washington	75 63
156	H	North Dakota	65 55
163	N	Nevada	89 49
197	H	UC Santa Barbara	74 49
250	H	San Jose St.	110 62
278	H	Arizona	88 48
296	N	Utah St.	94 55
306	H	Utah Valley	98 41
334	A	N. C. Central	97 44
346	H	Savannah St.	84 36

LAST 12 Division I GAMES:

79	A	Utah	69 58	9	A	UCLA	49 84
7	A	Oregon	63 75	78	H	Washington St.	71 53
7	H	Oregon	85 79	135	H	Washington	75 63
278	H	Arizona	88 48	58	H	UC Davi s	61 47
35	H	Arizona St.	57 54	197	H	UC Santa Barbara	74 49
43	A	Southern Cal i forni a	61 65	346	H	Savannah St.	84 36

Non-Div I Games:

Oregon St.

Loss, Non-Conf, S Site, H Home A Away N Neutral

Average RPI	Win: 200	WON-LOST	WINNING	LAST 10	STRENGTH OF	OPP. STRENGTH	TEAM	ADJ.	CONF.	ADJ CONF.
Average RPI	Loss: 99	RECORD	PCT. RANK	GAMES	SCHEDULE	OF SCHEDULE	RPI	RPI	RPI	RPI
DIV. I ONLY	9- 11	205	4- 6	60	159	152	152	12	12	
DIV. I NON-CONF.	5- 5	170	2- 0	47	206	129	129	11	11	

TOTALS	RPI 1-25	RPI 26-50	W-L RECORDS	RPI 51-100	RPI 101-999	RPI 201+				
9- 11	0- 0	1- 1	OVERALL	0- 6	8- 4	6- 0				
6- 6	0- 0	1- 1	HOME	0- 4	5- 1	3- 0				
3- 5	0- 0	0- 0	AWAY	0- 2	3- 3	3- 0				
0- 0	0- 0	0- 0	NEUTRAL	0- 0	0- 0	0- 0				
5- 5	0- 0	1- 1	NON-CONFERENCE	0- 3	4- 1	3- 0				
4- 3	0- 0	1- 1	HOME	0- 2	3- 0	2- 0				
1- 2	0- 0	0- 0	AWAY	0- 1	1- 1	1- 0				
0- 0	0- 0	0- 0	NEUTRAL	0- 0	0- 0	0- 0				
4- 6	0- 0	0- 0	CONFERENCE	0- 3	4- 3	3- 0				
2- 3	0- 0	0- 0	HOME	0- 2	2- 1	1- 0				
2- 3	0- 0	0- 0	AWAY	0- 1	2- 2	2- 0				
0- 0	0- 0	0- 0	NEUTRAL	0- 0	0- 0	0- 0				

RPI 1-25				RPI 26-50				RPI 51-100				RPI 101+				Team's RPI: 152	
RPI	S	Opponent	Score	RPI	S	Opponent	Score	RPI	S	Opponent	Score	RPI	S	Opponent	Score		
				28	H	Cal i forn i a	85 92	55	A	Northern Colo.	55 80	121	A	BYU	65 77		
				50	H	UCF	78 74	56	H	Gonzaga	72 99	121	H	BYU	83 76		
								58	H	UC Davi s	58 90	139	H	Lamar Uni versi ty	80 75		
								89	A	Saint Mary' s (CA)	88 96	148	A	Loyol a Marymount	60 75		
								89	H	Saint Mary' s (CA)	69 70	161	H	San Franci sco	71 81		
								99	H	Brown	57 74	185	A	Fresno St.	70 81		
												205	A	San Diego	81 68		
												213	A	Seattl e U	85 73		
												223	A	Pepperdi ne	85 77		
												250	H	San Jose St.	106 97		
												299	H	Portl and	91 55		
												301	H	Cal St. Fullerton	81 65		
LAST 12 Division I GAMES:																	
				121	H	BYU	83 76	121	A	BYU	65 77						
				161	H	San Franci sco	71 81	89	H	Saint Mary' s (CA)	69 70						
				89	A	Saint Mary' s (CA)	88 96	148	A	Loyol a Marymount	60 75						
				223	A	Pepperdi ne	85 77	56	H	Gonzaga	72 99						
				299	H	Portl and	91 55	50	H	UCF	78 74						
				205	A	San Di ego	81 68	213	A	Seattl e U	85 73						

Non-Div I Games: UC Merced 123 59

Paci fi c

Average RPI	Win:	217	WON-LOST	WINNING	LAST 10	STRENGTH OF	OPP. STRENGTH	TEAM	ADJ.	CONF.	ADJ CONF.
Average RPI	Loss:	96	RECORD	PCT. RANK	GAMES	SCHEDULE	OF SCHEDULE	RPI	RPI	RPI	RPI
DIV. I ONLY		10- 5		75	8- 2	188	102	109	109	9	9
DIV. I NON-CONF.		8- 4		87	7- 2	223	69	100	100	9	9

TOTALS	RPI 1-25		RPI 26-50		W-L RECORDS	RPI 51-100		RPI 101-999		RPI 201+	
10- 5	1- 1		0- 0		OVERALL	0- 2		9- 2		5- 1	
4- 2	0- 1		0- 0		HOME	0- 1		4- 0		3- 0	
4- 2	1- 0		0- 0		AWAY	0- 0		3- 2		1- 1	
2- 1	0- 0		0- 0		NEUTRAL	0- 1		2- 0		1- 0	
8- 4	1- 1		0- 0		NON-CONFERENCE	0- 1		7- 2		4- 1	
2- 1	0- 1		0- 0		HOME	0- 0		2- 0		2- 0	
4- 2	1- 0		0- 0		AWAY	0- 0		3- 2		1- 1	
2- 1	0- 0		0- 0		NEUTRAL	0- 1		2- 0		1- 0	
2- 1	0- 0		0- 0		CONFERENCE	0- 1		2- 0		1- 0	
2- 1	0- 0		0- 0		HOME	0- 1		2- 0		1- 0	
0- 0	0- 0		0- 0		AWAY	0- 0		0- 0		0- 0	
0- 0	0- 0		0- 0		NEUTRAL	0- 0		0- 0		0- 0	

RPI 1-25				RPI 26-50				RPI 51-100				RPI 101+				Team's RPI: 109
RPI	S	Opponent	Score	RPI	S	Opponent	Score	RPI	S	Opponent	Score	RPI	S	Opponent	Score	
2	H	Notre Dame	54 66					51	H	Princeton	55 70	125	N	Missouri St.	65 60	
24	A	Villanova	79 77					64	N	Georgia Tech	55 69	154	A	Binghamton	72 77	
												164	A	Saint Joseph's	57 50	
												174	A	Temple	74 59	
												196	H	Columbia	70 51	
												210	A	La Salle	59 66	
												234	H	Lafayette	55 42	
												279	H	Cornell	68 48	
												309	N	VCU	82 52	
												325	H	Rhode Island	84 66	
												342	A	NJIT	77 38	

LAST 12 Division I GAMES:																
174	A	Temple	74 59	309	N	VCU	82 52									
24	A	Villanova	79 77	325	H	Rhode Island	84 66									
196	H	Columbia	70 51	164	A	Saint Joseph's	57 50									
279	H	Cornell	68 48	2	H	Notre Dame	54 66									
51	H	Princeton	55 70	210	A	La Salle	59 66									
342	A	NJIT	77 38	125	N	Missouri St.	65 60									

Non-Div I Games:

Penn

Pennst.

P
e
n
n
s
t
.

Penn St.

Average RPI Win:	224	WON-LOST	WINNING	LAST 10	STRENGTH OF	OPP. STRENGTH	TEAM	ADJ.	CONF.	ADJ CONF.
Average RPI Loss:	145	RECORD	PCT. RANK	GAMES	SCHEDULE	OF SCHEDULE	RPI	RPI	RPI	RPI
DIV. I ONLY	7- 13	256	3- 7	120	265	223	223	12	12	
DIV. I NON-CONF.	4- 6	214	0- 2	101	340	186	186	11	11	

TOTALS	RPI 1-25	RPI 26-50	W-L RECORDS	RPI 51-100	RPI 101-999	RPI 201+				
7- 13	0- 0	0- 0	OVERALL	0- 4	7- 9	4- 3				
5- 4	0- 0	0- 0	HOME	0- 0	5- 4	3- 2				
2- 9	0- 0	0- 0	AWAY	0- 4	2- 5	1- 1				
0- 0	0- 0	0- 0	NEUTRAL	0- 0	0- 0	0- 0				
4- 6	0- 0	0- 0	NON-CONFERENCE	0- 2	4- 4	2- 2				
2- 2	0- 0	0- 0	HOME	0- 0	2- 2	1- 2				
2- 4	0- 0	0- 0	AWAY	0- 2	2- 2	1- 0				
0- 0	0- 0	0- 0	NEUTRAL	0- 0	0- 0	0- 0				
3- 7	0- 0	0- 0	CONFERENCE	0- 2	3- 5	2- 1				
3- 2	0- 0	0- 0	HOME	0- 0	3- 2	2- 0				
0- 5	0- 0	0- 0	AWAY	0- 2	0- 3	0- 1				
0- 0	0- 0	0- 0	NEUTRAL	0- 0	0- 0	0- 0				

RPI 1-25				RPI 26-50				RPI 51-100				RPI 101+ Team's RPI: 223			
RPI	S	Opponent	Score	RPI	S	Opponent	Score	RPI	S	Opponent	Score	RPI	S	Opponent	Score
								56	A	Gonzaga	51 73	121	H	BYU	67 73
								58	A	UC Davis	64 69	130	A	Weber St.	61 71
								79	A	Utah	65 89	142	H	Idaho St.	80 74
								89	A	Saint Mary's (CA)	62 75	148	A	Loyola Marymount	60 75
												152	H	Pacific	77 85
												161	A	San Francisco	67 68
												161	H	San Francisco	95 92
												163	A	Nevada	77 72
												176	A	UC Irvine	74 75
												205	H	San Diego	66 62
												213	H	Seattle U	62 65
												248	H	New Mexico St.	64 86
												257	A	Santa Clara	50 54
												257	H	Santa Clara	56 55
												306	H	Utah Valley	71 44
												336	A	Long Beach St.	83 71

LAST 12 Division I GAMES:															
257	A	Santa Clara	50 54	161	A	San Francisco	67 68								
148	A	Loyola Marymount	60 75	56	A	Gonzaga	51 73								
161	H	San Francisco	95 92	205	H	San Diego	66 62								
152	H	Pacific	77 85	257	H	Santa Clara	56 55								
89	A	Saint Mary's (CA)	62 75	248	H	New Mexico St.	64 86								
121	H	BYU	67 73	130	A	Weber St.	61 71								

Non-Div I Games:

Pepperdine

Average RPI	Win: 223	WON-LOST	WINNING	LAST 10	STRENGTH OF	OPP. STRENGTH	TEAM	ADJ.	CONF.	ADJ CONF.
Average RPI	Loss: 63	RECORD	PCT. RANK	GAMES	SCHEDULE	OF SCHEDULE	RPI	RPI	RPI	RPI
DIV. I ONLY	9- 12	218	3- 7	42	71	150	150	1	1	
DIV. I NON-CONF.	8- 5	111	3- 1	177	243	165	165	1	1	

TOTALS	RPI 1-25	RPI 26-50	W-L RECORDS	RPI 51-100	RPI 101-999	RPI 201+				
9- 12	0- 2	0- 3	OVERALL	1- 5	8- 2	6- 0				
8- 6	0- 2	0- 0	HOME	1- 2	7- 2	6- 0				
1- 6	0- 0	0- 3	AWAY	0- 3	1- 0	0- 0				
0- 0	0- 0	0- 0	NEUTRAL	0- 0	0- 0	0- 0				
8- 5	0- 0	0- 1	NON-CONFERENCE	0- 3	8- 1	6- 0				
7- 3	0- 0	0- 0	HOME	0- 2	7- 1	6- 0				
1- 2	0- 0	0- 1	AWAY	0- 1	1- 0	0- 0				
0- 0	0- 0	0- 0	NEUTRAL	0- 0	0- 0	0- 0				
1- 7	0- 2	0- 2	CONFERENCE	1- 2	0- 1	0- 0				
1- 3	0- 2	0- 0	HOME	1- 0	0- 1	0- 0				
0- 4	0- 0	0- 2	AWAY	0- 2	0- 0	0- 0				
0- 0	0- 0	0- 0	NEUTRAL	0- 0	0- 0	0- 0				

RPI 1-25				RPI 26-50				RPI 51-100				RPI 101+ Team's RPI: 150			
RPI	S	Opponent	Score	RPI	S	Opponent	Score	RPI	S	Opponent	Score	RPI	S	Opponent	Score
2	H	Notre Dame	53 87	26	A	Syracuse	52 70	54	H	Duquesne	53 66	107	H	Wake Forest	49 58
5	H	Louisville	51 77	31	A	Virginia	50 62	60	A	Virginia Tech	66 89	147	H	Bucknell	57 39
				34	A	West Virginia	52 73	64	H	Georgia Tech	68 62	166	A	Cincinnati	66 46
								76	A	Fordham	55 58	189	H	Wisconsin	57 58
								80	H	Penn St.	48 59	209	H	Arkansas St.	87 47
								86	A	North Carolina	67 68	242	H	Youngstown St.	66 58
												276	H	Towson	81 63
												279	H	Cornell	51 39
												280	H	UNCW	74 55
												340	H	Chicago St.	87 49
LAST 12 Division I GAMES:															
2	H	Notre Dame	53 87	107	H	Wake Forest	49 58								
26	A	Syracuse	52 70	340	H	Chicago St.	87 49								
5	H	Louisville	51 77	31	A	Virginia	50 62								
64	H	Georgia Tech	68 62	147	H	Bucknell	57 39								
60	A	Virginia Tech	66 89	80	H	Penn St.	48 59								
86	A	North Carolina	67 68	280	H	UNCW	74 55								

Non-Div I Games:

Pittsburgh

Average RPI Win: 214	WON-LOST RECORD	WINNING PCT. RANK	LAST 10 GAMES	STRENGTH OF SCHEDULE	OPP. STRENGTH OF SCHEDULE	TEAM RPI	ADJ. RPI	CONF. RPI	ADJ CONF. RPI
Average RPI Loss: 140									
DIV. I ONLY	9- 8	150	7- 3	169	197	133	133	19	19
DIV. I NON-CONF.	4- 5	202	2- 1	108	134	92	92	14	14

TOTALS	RPI 1-25	RPI 26-50	W-L RECORDS	RPI 51-100	RPI 101-999	RPI 201+			
9- 8	0- 0	0- 0	OVERALL	1- 2	8- 6	6- 2			
4- 2	0- 0	0- 0	HOME	1- 0	3- 2	2- 0			
5- 6	0- 0	0- 0	AWAY	0- 2	5- 4	4- 2			
0- 0	0- 0	0- 0	NEUTRAL	0- 0	0- 0	0- 0			
4- 5	0- 0	0- 0	NON-CONFERENCE	1- 2	3- 3	2- 1			
1- 0	0- 0	0- 0	HOME	1- 0	0- 0	0- 0			
3- 5	0- 0	0- 0	AWAY	0- 2	3- 3	2- 1			
0- 0	0- 0	0- 0	NEUTRAL	0- 0	0- 0	0- 0			
5- 3	0- 0	0- 0	CONFERENCE	0- 0	5- 3	4- 1			
3- 2	0- 0	0- 0	HOME	0- 0	3- 2	2- 0			
2- 1	0- 0	0- 0	AWAY	0- 0	2- 1	2- 1			
0- 0	0- 0	0- 0	NEUTRAL	0- 0	0- 0	0- 0			

RPI 1-25				RPI 26-50				RPI 51-100				RPI 101+ Team's RPI: 133			
RPI	S	Opponent	Score	RPI	S	Opponent	Score	RPI	S	Opponent	Score	RPI	S	Opponent	Score
								56	A	Gonzaga	52 91	102	A	UNLV	80 88
								58	A	UC Davis	67 79	130	H	Weber St.	77 64
								98	H	Ole Miss	94 79	142	H	Idaho St.	59 88
												157	H	Idaho	90 101
												163	A	Nevada	55 67
												176	A	UC Irvine	82 72
												211	H	Eastern Wash.	75 60
												212	A	Montana St.	69 60
												213	A	Seattle U	77 91
												232	A	Montana	53 69
												250	A	San Jose St.	90 78
												275	A	Sacramento St.	81 72
												275	H	Sacramento St.	74 73
												299	A	Portland	77 71

LAST 12 Division I GAMES:															
275	A	Sacramento St.	81 72	211	H	Eastern Wash.	75 60	275	H	Sacramento St.	74 73				
130	H	Weber St.	77 64	98	H	Ole Miss	94 79	176	A	UC Irvine	82 72				
142	H	Idaho St.	59 88	56	A	Gonzaga	52 91	56	A	Gonzaga	52 91				
232	A	Montana	53 69	299	A	Portland	77 71								
212	A	Montana St.	69 60												
157	H	Idaho	90 101												

Non-Div I Games: Northwest (WA) 63 60 Multnomah 95 32

Portland St.

Average RPI Win:	279	WON-LOST	WINNING	LAST 10	STRENGTH OF	OPP. STRENGTH	TEAM	ADJ.	CONF.	ADJ CONF.
Average RPI Loss:	206	RECORD	PCT. RANK	GAMES	SCHEDULE	OF SCHEDULE	RPI	RPI	RPI	RPI
DIV. I ONLY	4- 13	299	4- 6	248	344	302	302	32	32	
DIV. I NON-CONF.	0- 9	337	0- 4	51	320	297	297	32	32	

TOTALS	RPI 1-25	RPI 26-50	W-L RECORDS	RPI 51-100	RPI 101-999	RPI 201+				
4- 13	0- 1	0- 0	OVERALL	0- 0	4- 12	3- 7				
3- 2	0- 0	0- 0	HOME	0- 0	3- 2	2- 1				
1- 10	0- 1	0- 0	AWAY	0- 0	1- 9	1- 5				
0- 1	0- 0	0- 0	NEUTRAL	0- 0	0- 1	0- 1				
0- 9	0- 1	0- 0	NON-CONFERENCE	0- 0	0- 8	0- 3				
0- 1	0- 0	0- 0	HOME	0- 0	0- 1	0- 0				
0- 7	0- 1	0- 0	AWAY	0- 0	0- 6	0- 2				
0- 1	0- 0	0- 0	NEUTRAL	0- 0	0- 1	0- 1				
4- 4	0- 0	0- 0	CONFERENCE	0- 0	4- 4	3- 4				
3- 1	0- 0	0- 0	HOME	0- 0	3- 1	2- 1				
1- 3	0- 0	0- 0	AWAY	0- 0	1- 3	1- 3				
0- 0	0- 0	0- 0	NEUTRAL	0- 0	0- 0	0- 0				

RPI 1-25				RPI 26-50				RPI 51-100				RPI 101+ Team's RPI: 302			
RPI	S	Opponent	Score	RPI	S	Opponent	Score	RPI	S	Opponent	Score	RPI	S	Opponent	Score
13	A	Texas A&M	70 98									111	H	Rice	68 88
												113	A	Clemson	58 64
												151	A	Colorado St.	59 71
												160	A	Texas St.	57 84
												168	A	Bethune-Cookman	52 77
												194	H	Southern U.	69 62
												231	A	Texas Tech	60 89
												245	A	Texas Southern	61 56
												255	A	Grambling	79 81
												262	N	A&M-Corpus Christi	62 72
												274	H	Alcorn	72 73
												311	A	Alabama St.	68 70
												314	A	Jackson St.	61 70
												319	A	UTRGV	62 78
												338	H	Ark.-Pine Bluff	64 52
												339	H	Mississippi Val.	78 73
LAST 12 Division I GAMES:															
311	A	Alabama St.	68 70	194	H	Southern U.	69 62	274	H	Alcorn	72 73	111	H	Rice	68 88
339	H	Mississippi Val.	78 73	231	A	Texas Tech	60 89	151	A	Colorado St.	59 71	160	A	Texas St.	57 84
338	H	Ark.-Pine Bluff	64 52	113	A	Clemson	58 64	255	A	Grambling	79 81	168	A	Bethune-Cookman	52 77
314	A	Jackson St.	61 70	111	H	Rice	68 88	262	N	A&M-Corpus Christi	62 72	194	H	Southern U.	69 62
255	A	Grambling	79 81	113	A	Clemson	58 64	274	H	Alcorn	72 73	231	A	Texas Tech	60 89
245	A	Texas Southern	61 56	111	H	Rice	68 88	255	A	Grambling	79 81	262	N	A&M-Corpus Christi	62 72

Non-Div I Games: Texas-Tyler 99 56 Arlington Baptist 116 73

Prairie View

Average RPI Win:	269	WON-LOST	WINNING	LAST 10	STRENGTH OF	OPP. STRENGTH	TEAM	ADJ.	CONF.	ADJ CONF.
Average RPI Loss:	152	RECORD	PCT. RANK	GAMES	SCHEDULE	OF SCHEDULE	RPI	RPI	RPI	RPI
DIV. I ONLY	7- 12	244	5- 5	197	249	243	243	28	28	
DIV. I NON-CONF.	3- 8	268	2- 2	173	128	246	246	28	28	

TOTALS	RPI 1-25	RPI 26-50	W-L RECORDS	RPI 51-100	RPI 101-999	RPI 201+				
7- 12	0- 2	0- 0	OVERALL	0- 3	7- 7	6- 4				
5- 3	0- 0	0- 0	HOME	0- 0	5- 3	4- 2				
2- 9	0- 0	0- 0	AWAY	0- 1	2- 1	2- 0				
0- 0	0- 0	0- 0	NEUTRAL	0- 0	0- 0	0- 0				
3- 8	0- 2	0- 0	NON-CONFERENCE	0- 3	3- 3	2- 3				
2- 2	0- 0	0- 0	HOME	0- 0	2- 2	1- 2				
1- 6	0- 2	0- 0	AWAY	0- 3	1- 1	1- 1				
0- 0	0- 0	0- 0	NEUTRAL	0- 0	0- 0	0- 0				
4- 4	0- 0	0- 0	CONFERENCE	0- 0	4- 4	4- 1				
3- 1	0- 0	0- 0	HOME	0- 0	3- 1	3- 0				
1- 3	0- 0	0- 0	AWAY	0- 0	1- 3	1- 1				
0- 0	0- 0	0- 0	NEUTRAL	0- 0	0- 0	0- 0				

RPI 1-25				RPI 26-50				RPI 51-100				RPI 101+ Team's RPI: 243			
RPI	S	Opponent	Score	RPI	S	Opponent	Score	RPI	S	Opponent	Score	RPI	S	Opponent	Score
9	A	UCLA	40 76					77	A	Belmont	48 90	120	A	High Point	55 81
14	A	Duke	45 79					86	A	North Carolina	56 91	141	H	Liberty	64 76
								92	A	Chattanooga	51 71	187	H	Furman	76 75
												200	A	Radford	55 93
												206	H	Gardner-Webb	72 69
												229	H	UNCG	57 64
												237	A	San Diego St.	50 77
												254	H	Campbell	65 59
												258	A	UNC Asheville	76 74
												265	H	Kennesaw St.	51 60
												305	A	USC Upstate	83 69
												334	H	N.C. Central	69 60
												341	H	Winthrop	78 45
												348	A	Longwood	56 66

LAST 12 Division I GAMES:															
258	A	UNC Asheville	76 74	348	A	Longwood	56 66								
341	H	Winthrop	78 45	141	H	Liberty	64 76								
200	A	Radford	55 93	187	H	Furman	76 75								
206	H	Gardner-Webb	72 69	229	H	UNCG	57 64								
254	H	Campbell	65 59	334	H	N.C. Central	69 60								
120	A	High Point	55 81	86	A	North Carolina	56 91								

Non-Div I Games:

Average RPI Win:	174	WON-LOST	WINNING	LAST 10	STRENGTH OF	OPP. STRENGTH	TEAM	ADJ.	CONF.	ADJ CONF.
Average RPI Loss:	35	RECORD	PCT. RANK	GAMES	SCHEDULE	OF SCHEDULE	RPI	RPI	RPI	RPI
DIV. I ONLY	13- 3	26	9- 1	140	75	51	51	9	9	
DIV. I NON-CONF.	10- 3	51	7- 2	131	30	50	50	9	9	

TOTALS	RPI 1-25	RPI 26-50	W-L RECORDS	RPI 51-100	RPI 101-999	RPI 201+				
13- 3	0- 2	0- 0	OVERALL	3- 1	10- 0	4- 0				
5- 2	0- 1	0- 0	HOME	0- 1	5- 0	2- 0				
6- 1	0- 1	0- 0	AWAY	2- 0	4- 0	2- 0				
2- 0	0- 0	0- 0	NEUTRAL	1- 0	1- 0	0- 0				
10- 3	0- 2	0- 0	NON-CONFERENCE	3- 1	7- 0	3- 0				
3- 2	0- 1	0- 0	HOME	0- 1	3- 0	1- 0				
5- 1	0- 1	0- 0	AWAY	2- 0	3- 0	2- 0				
2- 0	0- 0	0- 0	NEUTRAL	1- 0	1- 0	0- 0				
3- 0	0- 0	0- 0	CONFERENCE	0- 0	3- 0	1- 0				
2- 0	0- 0	0- 0	HOME	0- 0	2- 0	1- 0				
1- 0	0- 0	0- 0	AWAY	0- 0	1- 0	0- 0				
0- 0	0- 0	0- 0	NEUTRAL	0- 0	0- 0	0- 0				

RPI	S	Opponent	Score	RPI	S	Opponent	Score	RPI	S	Opponent	Score	RPI	S	Opponent	Score
17	A	Rutgers	50 70					59	A	Qui nni pi ac	60 46	109	A	Penn	70 55
24	H	Vi l l anova	59 62					64	H	Georgi a Tech	56 67	112	H	George Washi ngton	72 52
								92	N	Chattanooga	59 49	116	H	Del aware	78 60
								93	A	Seton Hall	85 83	149	A	Davi dson	63 57
												164	N	Saint Joseph' s	63 54
												196	H	Col umbi a	69 47
												234	A	Lafayette	53 45
												279	H	Cornel l	75 54
												323	A	Wagner	58 37
												330	H	UMBC	77 40

LAST 12 Di vi si on I GAMES:															
279	H	Cornel l	75 54	323	A	Wagner	58 37	17	A	Rutgers	50 70				
196	H	Col umbi a	69 47	59	A	Qui nni pi ac	60 46	59	A	Lafayette	53 45				
109	A	Penn	70 55	234	A	Del aware	78 60	116	H	Vi l l anova	59 62				
330	H	UMBC	77 40	24	H	Vi l l anova	59 62								
92	N	Chattanooga	59 49												
164	N	Saint Joseph' s	63 54												

Non-Di v I Games:

Princeton

Average RPI Win: 181			WON-LOST RECORD			WINNING PCT. RANK			LAST 10 GAMES			STRENGTH OF SCHEDULE			OPP. STRENGTH OF SCHEDULE			TEAM RPI			ADJ. RPI			CONF. RPI			ADJ CONF. RPI		
Average RPI Loss: 99																													
DIV. I ONLY			8- 14			253			1- 9			116			70			193			193			6			6		
DIV. I NON-CONF.			7- 5			132			1- 1			220			207			159			159			5			5		
TOTALS			RPI 1-25			RPI 26-50			W-L RECORDS			RPI 51-100			RPI 101-999			RPI 201+											
8- 14			0- 2			1- 2			OVERALL			0- 6			7- 4			2- 1											
2- 8			0- 2			0- 1			HOME			0- 3			2- 2			1- 0											
3- 6			0- 0			1- 1			AWAY			0- 3			2- 2			0- 1											
3- 0			0- 0			0- 0			NEUTRAL			0- 0			3- 0			1- 0											
7- 5			0- 0			0- 0			NON-CONFERENCE			0- 3			7- 2			2- 1											
2- 3			0- 0			0- 0			HOME			0- 2			2- 1			1- 0											
2- 2			0- 0			0- 0			AWAY			0- 1			2- 1			0- 1											
3- 0			0- 0			0- 0			NEUTRAL			0- 0			3- 0			1- 0											
1- 9			0- 2			1- 2			CONFERENCE			0- 3			0- 2			0- 0											
0- 5			0- 2			0- 1			HOME			0- 1			0- 1			0- 0											
1- 4			0- 0			1- 1			AWAY			0- 2			0- 1			0- 0											
0- 0			0- 0			0- 0			NEUTRAL			0- 0			0- 0			0- 0											

RPI	S	Opponent	Score	RPI	S	Opponent	Score	RPI	S	Opponent	Score	RPI	S	Opponent	Score
19	H	Marquette	60 77	29	H	DePaul	48 71	59	A	Qui nni pi ac	36 62	101	N	Wright St.	74 69
24	H	Villanova	55 63	39	A	St. John's (NY)	49 44	80	H	Penn St.	51 60	119	A	Yale	55 51
				45	A	Creighton	56 73	90	A	Butler	57 68	132	H	Georgetown	43 75
								93	A	Seton Hall	56 65	162	A	Northeastern	98 95
								93	H	Seton Hall	56 65	173	A	Xavi er	59 68
								99	H	Brown	59 64	175	N	Stetson	56 45
												183	H	Boston Col lege	63 55
												196	H	Col umbi a	64 73
												247	A	Sacred Heart	75 78
												325	H	Rhode Island	65 41
												346	N	Savannah St.	78 48

LAST 12 Division I GAMES:															
93	H	Seton Hall	56 65	93	A	Seton Hall	56 65	39	A	St. John's (NY)	49 44	24	H	Villanova	55 63
90	A	Butler	57 68	24	H	Villanova	55 63	132	H	Georgetown	43 75	183	H	Boston Col lege	63 55
173	A	Xavi er	59 68	132	H	Georgetown	43 75	247	A	Sacred Heart	75 78				
45	A	Creighton	56 73	19	H	Marquette	60 77								
19	H	Marquette	60 77	29	H	DePaul	48 71								

Non-Div I Games:

Providence

Average RPI Win: 147

Average RPI Loss: 56

WON-LOST
RECORDWINNING
PCT. RANKLAST 10
GAMESSTRENGTH OF
SCHEDULEOPP. STRENGTH
OF SCHEDULETEAM
RPIADJ.
RPICONF.
RPIADJ CONF.
RPIDIV. I ONLY
DIV. I NON-CONF.13- 8
9- 5105
997- 3
4- 122
3155
12649
5649
563
43
4

TOTALS

RPI 1-25

RPI 26-50

W-L RECORDS

RPI 51-100

RPI 101-999

RPI 201+

13- 8

1- 1

2- 2

OVERALL

1- 5

9- 0

4- 0

9- 2

1- 0

0- 1

HOME

1- 1

7- 0

3- 0

3- 5

0- 1

2- 0

AWAY

0- 4

1- 0

1- 0

1- 1

0- 0

0- 1

NEUTRAL

0- 0

1- 0

0- 0

9- 5

0- 0

1- 2

NON-CONFERENCE

1- 3

7- 0

4- 0

6- 2

0- 0

0- 1

HOME

1- 1

5- 0

3- 0

2- 2

0- 0

1- 0

AWAY

0- 2

1- 0

1- 0

1- 1

0- 0

0- 1

NEUTRAL

0- 0

1- 0

0- 0

4- 3

1- 1

1- 0

CONFERENCE

0- 2

2- 0

0- 0

3- 0

1- 0

0- 0

HOME

0- 0

2- 0

0- 0

1- 3

0- 1

1- 0

AWAY

0- 2

0- 0

0- 0

0- 0

0- 0

0- 0

NEUTRAL

0- 0

0- 0

0- 0

RPI 1-25

RPI 26-50

Team's RPI: 49

RPI 51-100

RPI 101+

RPI	S	Opponent	Score
17	A	Rutgers	50 58
17	H	Rutgers	47 33

RPI	S	Opponent	Score
27	A	Iowa	76 70
32	H	Bal l St.	60 66
36	A	Central Mich.	79 69
43	N	Southern Cali forni a	46 58

RPI	S	Opponent	Score
63	A	Nebraska	51 75
64	A	Georgi a Tech	55 68
69	A	Indi ana	54 72
79	A	Utah	68 81
81	H	Ohio	71 77
89	H	Saint Mary's (CA)	70 60

RPI	S	Opponent	Score
110	H	Mi ami (OH)	75 66
139	H	Lamar Universi ty	79 64
177	N	Marist	61 47
184	H	Northwestern	63 60
189	H	Wi sconsi n	57 35
211	H	Eastern Wash.	65 40
227	H	UT Martin	60 58
246	A	Hawai i	79 67
264	H	Val parai so	95 49

LAST 12 Division I GAMES:

63	A	Nebraska	51 75	17	A	Rutgers	50 58
184	H	Northwestern	63 60	89	H	Saint Mary's (CA)	70 60
27	A	Iowa	76 70	227	H	UT Martin	60 58
17	H	Rutgers	47 33	211	H	Eastern Wash.	65 40
69	A	Indi ana	54 72	81	H	Ohio	71 77
189	H	Wi sconsi n	57 35	264	H	Val parai so	95 49

Non-Div I Games:

Purdue

Loss,
 Non-Conf, S Site,
 H Home
A Away
 N Neutral

Average RPI Win:	274	WON-LOST	WINNING	LAST 10	STRENGTH OF	OPP. STRENGTH	TEAM	ADJ.	CONF.	ADJ CONF.
Average RPI Loss:	160	RECORD	PCT. RANK	GAMES	SCHEDULE	OF SCHEDULE	RPI	RPI	RPI	RPI
DIV. I ONLY	11- 6	93	7- 2	332	283	200	200	28	28	
DIV. I NON-CONF.	6- 4	122	3- 1	297	218	173	173	28	28	

TOTALS	RPI 1-25	RPI 26-50	W-L RECORDS	RPI 51-100	RPI 101-999	RPI 201+				
11- 6	0- 0	0- 1	OVERALL	0- 2	11- 3	10- 3				
6- 1	0- 0	0- 0	HOME	0- 0	6- 1	5- 1				
3- 4	0- 0	0- 0	AWAY	0- 0	3- 2	3- 2				
2- 1	0- 0	0- 1	NEUTRAL	0- 0	2- 0	2- 0				
6- 4	0- 0	0- 1	NON-CONFERENCE	0- 2	6- 1	6- 1				
3- 0	0- 0	0- 0	HOME	0- 0	3- 0	3- 0				
1- 3	0- 0	0- 0	AWAY	0- 2	1- 1	1- 1				
2- 1	0- 0	0- 1	NEUTRAL	0- 0	2- 0	2- 0				
5- 2	0- 0	0- 0	CONFERENCE	0- 0	5- 2	4- 2				
3- 1	0- 0	0- 0	HOME	0- 0	3- 1	2- 1				
2- 1	0- 0	0- 0	AWAY	0- 0	2- 1	2- 1				
0- 0	0- 0	0- 0	NEUTRAL	0- 0	0- 0	0- 0				

RPI 1-25				RPI 26-50				RPI 51-100				RPI 101+				Team's RPI: 200
RPI	S	Opponent	Score	RPI	S	Opponent	Score	RPI	S	Opponent	Score	RPI	S	Opponent	Score	
				34	N	West Virginia	55 75	60	A	Virginia Tech	42 68	120	H	High Point	50 47	
								86	A	North Carolina	46 79	206	A	Gardner-Webb	53 69	
												215	N	Abilene Christian	71 65	
												229	H	UNCG	56 53	
												243	H	Presbyteria n	93 55	
												258	H	UNC Asheville	56 67	
												272	H	Appalachia n St.	61 40	
												276	N	Towson	69 66	
												309	H	VCU	79 62	
												318	A	Western Caro.	27 39	
												329	A	Charleston So.	61 56	
												332	A	Tennessee Tech	60 41	
												341	H	Winthrop	78 52	
												348	A	Longwood	52 33	
LAST 12 Division I GAMES:																
				120	H	High Point	50 47	341	H	Winthrop	78 52					
				243	H	Presbyteria n	93 55	276	N	Towson	69 66					
				348	A	Longwood	52 33	215	N	Abilene Christian	71 65					
				329	A	Charleston So.	61 56	34	N	West Virginia	55 75					
				258	H	UNC Asheville	56 67	309	H	VCU	79 62					
				206	A	Gardner-Webb	53 69	318	A	Western Caro.	27 39					

Non-Div I Games: UVa-Wise 75 43

Radford

Average RPI Win:	273	WON-LOST	WINNING	LAST 10	STRENGTH OF	OPP. STRENGTH	TEAM	ADJ.	CONF.	ADJ CONF.
Average RPI Loss:	158	RECORD	PCT. RANK	GAMES	SCHEDULE	OF SCHEDULE	RPI	RPI	RPI	RPI
DIV. I ONLY	3- 17	321	1- 8	256	153	325	325	13	13	
DIV. I NON-CONF.	2- 10	300	1- 2	239	223	321	321	10	10	

TOTALS	RPI 1-25	RPI 26-50	W-L RECORDS	RPI 51-100	RPI 101-999	RPI 201+				
3- 17	0- 0	0- 2	OVERALL	0- 2	3- 13	3- 5				
3- 5	0- 0	0- 1	HOME	0- 1	3- 3	3- 3				
0- 11	0- 0	0- 1	AWAY	0- 1	0- 9	0- 1				
0- 1	0- 0	0- 0	NEUTRAL	0- 0	0- 1	0- 1				
2- 10	0- 0	0- 2	NON-CONFERENCE	0- 0	2- 8	2- 2				
2- 2	0- 0	0- 1	HOME	0- 0	2- 1	2- 1				
0- 7	0- 0	0- 1	AWAY	0- 0	0- 6	0- 0				
0- 1	0- 0	0- 0	NEUTRAL	0- 0	0- 1	0- 1				
1- 7	0- 0	0- 0	CONFERENCE	0- 2	1- 5	1- 3				
1- 3	0- 0	0- 0	HOME	0- 1	1- 2	1- 2				
0- 4	0- 0	0- 0	AWAY	0- 1	0- 3	0- 1				
0- 0	0- 0	0- 0	NEUTRAL	0- 0	0- 0	0- 0				

RPI 1-25				RPI 26-50				RPI 51-100				RPI 101+ Team's RPI: 325			
RPI	S	Opponent	Score	RPI	S	Opponent	Score	RPI	S	Opponent	Score	RPI	S	Opponent	Score
				38	A	Michigan St.	38 82	53	A	Dayton	58 116	103	A	Dartmouth	54 70
				47	H	Minnesota	60 82	96	H	George Mason	53 92	109	A	Penn	66 84
												112	A	George Washington	52 65
												149	A	Davidson	67 77
												158	A	Jacksonville St.	53 63
												177	A	Marist	42 64
												181	A	Samford	37 67
												193	A	Providence	41 65
												210	H	La Salle	72 63
												222	H	Holy Cross	63 69
												226	H	Richmond	53 74
												235	A	St. Bonaventure	70 81
												259	H	Fairfield	62 47
												281	N	Bryant	52 58
												309	H	VCU	49 61
												349	H	UMass Lowell	81 64
LAST 12 Division I GAMES:															
				112	A	George Washington	52 65	53	A	Dayton	58 116				
				210	H	La Salle	72 63	226	H	Richmond	53 74				
				235	A	St. Bonaventure	70 81	109	A	Penn	66 84				
				96	H	George Mason	53 92	222	H	Holy Cross	63 69				
				309	H	VCU	49 61	259	H	Fairfield	62 47				
				149	A	Davidson	67 77	38	A	Michigan St.	38 82				

Non-Div I Games: Southern Conn. St. 57 62

Rhode Island

Average RPI Win: 252	WON-LOST RECORD	WINNING PCT. RANK	LAST 10 GAMES	STRENGTH OF SCHEDULE	OPP. STRENGTH OF SCHEDULE	TEAM RPI	ADJ. RPI	CONF. RPI	ADJ CONF. RPI
Average RPI Loss: 137									
DIV. I ONLY	15- 3	22	9- 1	341	187	111	111	18	18
DIV. I NON-CONF.	10- 2	33	5- 1	338	226	133	133	19	19

TOTALS	RPI 1-25	RPI 26-50	W-L RECORDS	RPI 51-100	RPI 101-999	RPI 201+			
15- 3	0- 1	0- 0	OVERALL	0- 0	15- 2	10- 1			
7- 0	0- 0	0- 0	HOME	0- 0	7- 0	4- 0			
8- 3	0- 1	0- 0	AWAY	0- 0	8- 2	6- 1			
0- 0	0- 0	0- 0	NEUTRAL	0- 0	0- 0	0- 0			
10- 2	0- 1	0- 0	NON-CONFERENCE	0- 0	10- 1	8- 0			
5- 0	0- 0	0- 0	HOME	0- 0	5- 0	3- 0			
5- 2	0- 1	0- 0	AWAY	0- 0	5- 1	5- 0			
0- 0	0- 0	0- 0	NEUTRAL	0- 0	0- 0	0- 0			
5- 1	0- 0	0- 0	CONFERENCE	0- 0	5- 1	2- 1			
2- 0	0- 0	0- 0	HOME	0- 0	2- 0	1- 0			
3- 1	0- 0	0- 0	AWAY	0- 0	3- 1	1- 1			
0- 0	0- 0	0- 0	NEUTRAL	0- 0	0- 0	0- 0			

RPI	S	Opponent	Score	RPI	S	Opponent	Score	RPI	S	Opponent	Score	RPI	S	Opponent	Score	Team's RPI: 111
13	A	Texas A&M	76 82									117	H	Little Rock	58 51	
												124	A	Kansas	65 73	
												127	H	UTEP	56 42	
												170	A	Charlotte	62 55	
												192	A	Fla. Atlantic	67 53	
												196	H	Columbia	67 44	
												225	A	North Texas	50 49	
												262	A	A&M-Corpus Christi	67 56	
												263	A	Grand Canyon	69 59	
												273	A	FIU	58 68	
												300	H	Incarnate Word	60 43	
												302	A	Prairie View	88 68	
												315	H	UTSA	83 52	
												322	A	Sam Houston St.	79 50	
												327	H	Houston Baptist	67 45	
												328	A	Northern Ariz.	88 83	
												333	H	La.-Monroe	63 47	

LAST 12 Division I GAMES:																
127	H	UTEP	56 42	196	H	Columbia	67 44	302	A	Prairie View	88 68	262	A	A&M-Corpus Christi	67 56	
170	A	Charlotte	62 55	302	A	Prairie View	88 68	262	A	A&M-Corpus Christi	67 56	333	H	La.-Monroe	63 47	
273	A	FIU	58 68	302	A	Prairie View	88 68	300	H	Incarnate Word	60 43	13	A	Texas A&M	76 82	
192	A	Fla. Atlantic	67 53	302	A	Prairie View	88 68	300	H	Incarnate Word	60 43					
315	H	UTSA	83 52	302	A	Prairie View	88 68	300	H	Incarnate Word	60 43					
225	A	North Texas	50 49	302	A	Prairie View	88 68	300	H	Incarnate Word	60 43					

Non-Div I Games:

Rice

Ri chmond				Through Games Of Jan. 27, 2018							
Average RPI	Win:	270	WON-LOST	WINNING	LAST 10	STRENGTH OF	OPP. STRENGTH	TEAM	ADJ.	CONF.	ADJ CONF.
Average RPI	Loss:	119	RECORD	PCT. RANK	GAMES	SCHEDULE	OF SCHEDULE	RPI	RPI	RPI	RPI
DIV. I ONLY			7- 14	262	2- 8	143	217	226	226	13	13
DIV. I NON-CONF.			5- 8	220	0- 4	150	305	210	210	10	10

TOTALS	RPI 1-25			RPI 26-50		W-L RECORDS		RPI 51-100		RPI 101-999	RPI 201+
7- 14	0- 0			0- 0		OVERALL		0- 5		7- 9	6- 0
1- 8	0- 0			0- 0		HOME		0- 4		1- 4	1- 0
5- 3	0- 0			0- 0		AWAY		0- 0		5- 0	4- 0
1- 3	0- 0			0- 0		NEUTRAL		0- 0		1- 3	1- 0
5- 8	0- 0			0- 0		NON-CONFERENCE		0- 2		5- 6	4- 0
0- 4	0- 0			0- 0		HOME		0- 2		0- 2	0- 0
4- 1	0- 0			0- 0		AWAY		0- 0		4- 1	3- 0
1- 3	0- 0			0- 0		NEUTRAL		0- 0		1- 3	1- 0
2- 6	0- 0			0- 0		CONFERENCE		0- 3		2- 3	2- 0
1- 4	0- 0			0- 0		HOME		0- 2		1- 2	1- 0
1- 2	0- 0			0- 0		AWAY		0- 1		1- 1	1- 0
0- 0	0- 0			0- 0		NEUTRAL		0- 0		0- 0	0- 0

RPI 1-25				RPI 26-50				RPI 51-100				RPI 101+ Team's RPI: 226					
RPI	S	Opponent	Score	RPI	S	Opponent	Score	RPI	S	Opponent	Score	RPI	S	Opponent	Score		
								53	H	Dayton	59	66	101	N	Wright St.	69	85
								59	H	Qui nni pi ac	65	81	106	H	Saint Louis	61	79
								76	H	Fordham	38	43	107	H	Wake Forest	81	85
								88	H	Navy	56	76	144	H	William & Mary	64	78
								96	A	George Mason	56	77	149	H	Davi dson	65	68
													164	A	Saint Joseph' s	72	81
													168	N	Bethune-Cookman	50	63
													175	A	Stetson	67	72
													179	N	Flori da	80	87
													196	A	Col umbi a	85	79
													210	H	La Salle	77	51
													230	A	East Caroli na	65	64
													259	A	Fai rfi eld	72	67
													324	A	Old Domini on	54	45
													325	A	Rhode Isl and	74	53
													346	N	Savannah St.	100	63

LAST 12 Division I GAMES:																	
								53	H	Dayton	59	66	106	H	Saint Louis	61	79
								76	H	Fordham	38	43	325	A	Rhode Island	74	53
								96	A	George Mason	56	77	168	N	Bethune-Cookman	50	63
								149	H	Davi dson	65	68	175	A	Stetson	67	72
								164	A	Saint Joseph' s	72	81	88	H	Navy	56	76
								210	H	La Salle	77	51	59	H	Qui nni pi ac	65	81

Non-Di v I Games:

Average RPI Win: **286**
 Average RPI Loss: **177**

WON-LOST
RECORD

WINNING
PCT. RANK

LAST 10
GAMES

STRENGTH OF
SCHEDULE

OPP. STRENGTH
OF SCHEDULE

TEAM
RPI

ADJ.
RPI

CONF.
RPI

ADJ CONF.
RPI

DIV. I ONLY	8- 13	243	5- 5	292	304	269	269	27	27
DIV. I NON-CONF.	3- 8	268	1- 1	260	307	281	281	25	25
<hr/>									
TOTALS	RPI 1-25	RPI 26-50	W-L RECORDS	RPI 51-100	RPI 101-999	RPI 201+			
8- 13	0- 0	0- 0	OVERALL	0- 3	8- 10	8- 5			
3- 6	0- 0	0- 0	HOME	0- 0	3- 6	3- 2			
5- 6	0- 0	0- 0	AWAY	0- 3	5- 3	5- 2			
0- 1	0- 0	0- 0	NEUTRAL	0- 0	0- 1	0- 1			
3- 8	0- 0	0- 0	NON-CONFERENCE	0- 2	3- 6	3- 4			
1- 3	0- 0	0- 0	HOME	0- 0	1- 3	1- 1			
2- 4	0- 0	0- 0	AWAY	0- 2	2- 2	2- 2			
0- 1	0- 0	0- 0	NEUTRAL	0- 0	0- 1	0- 1			
5- 5	0- 0	0- 0	CONFERENCE	0- 1	5- 4	5- 1			
2- 3	0- 0	0- 0	HOME	0- 0	2- 3	2- 1			
3- 2	0- 0	0- 0	AWAY	0- 1	3- 1	3- 0			
0- 0	0- 0	0- 0	NEUTRAL	0- 0	0- 0	0- 0			

RPI 1-25				RPI 26-50				RPI 51-100				RPI 101+ Team's RPI: 269			
RPI	S	Opponent	Score	RPI	S	Opponent	Score	RPI	S	Opponent	Score	RPI	S	Opponent	Score
								59	A	Qui nni pi ac	66 73	147	H	Bucknel l	71 76
								88	A	Navy	44 63	154	H	Bi nghamton	54 76
								93	A	Seton Hal l	49 85	177	A	Marist	67 68
												177	H	Marist	69 80
												195	H	Si ena	67 71
												210	A	La Sal l e	76 55
												216	H	Ni agara	65 58
												222	H	Hol y Cross	56 83
												230	N	East Carol i na	63 66
												234	A	Lafayette	45 60
												259	A	Fairfi eld	61 45
												259	H	Fairfi eld	57 68
												261	A	Mt. St. Mary's	78 82
												291	H	Canis i us	70 54
												292	H	Vermont	64 49
												337	A	Saint Peter's	57 52
												342	A	NJIT	79 64
												343	A	Iona	62 49
<hr/>															
LAST 12 Divi s i on I GAMES:															
				259	H	Fairfi eld	57 68					291	H	Canis i us	70 54
				343	A	Iona	62 49					337	A	Saint Peter's	57 52
				177	A	Marist	67 68					195	H	Si ena	67 71
				216	H	Ni agara	65 58					177	H	Marist	69 80
				59	A	Qui nni pi ac	66 73					154	H	Bi nghamton	54 76
				259	A	Fairfi eld	61 45					342	A	NJIT	79 64

Non-Di v I Games:

Ri der

Loss, **Non-Conf**, **S Site**, **H Home** **A Away** **N Neutral**

Average RPI Win:	258	WON-LOST	WINNING	LAST 10	STRENGTH OF	OPP. STRENGTH	TEAM	ADJ.	CONF.	ADJ CONF.
Average RPI Loss:	116	RECORD	PCT. RANK	GAMES	SCHEDULE	OF SCHEDULE	RPI	RPI	RPI	RPI
DIV. I ONLY	14- 4	36	8- 1	323	255	143	143	29	29	
DIV. I NON-CONF.	6- 4	122	2- 1	321	131	223	223	29	29	

TOTALS	RPI 1-25	RPI 26-50	W-L RECORDS	RPI 51-100	RPI 101-999	RPI 201+				
14- 4	0- 0	0- 1	OVERALL	0- 0	14- 3	12- 0				
7- 2	0- 0	0- 0	HOME	0- 0	7- 2	6- 0				
7- 1	0- 0	0- 1	AWAY	0- 0	7- 0	6- 0				
0- 1	0- 0	0- 0	NEUTRAL	0- 0	0- 1	0- 0				
6- 4	0- 0	0- 1	NON-CONFERENCE	0- 0	6- 3	5- 0				
3- 2	0- 0	0- 0	HOME	0- 0	3- 2	3- 0				
3- 1	0- 0	0- 1	AWAY	0- 0	3- 0	2- 0				
0- 1	0- 0	0- 0	NEUTRAL	0- 0	0- 1	0- 0				
8- 0	0- 0	0- 0	CONFERENCE	0- 0	8- 0	7- 0				
4- 0	0- 0	0- 0	HOME	0- 0	4- 0	3- 0				
4- 0	0- 0	0- 0	AWAY	0- 0	4- 0	4- 0				
0- 0	0- 0	0- 0	NEUTRAL	0- 0	0- 0	0- 0				

RPI 1-25				RPI 26-50				RPI 51-100				RPI 101+ Team's RPI: 143			
RPI	S	Opponent	Score	RPI	S	Opponent	Score	RPI	S	Opponent	Score	RPI	S	Opponent	Score
				38	A	Michigan St.	58 100					123	H	Kent St.	31 46
												140	H	Bowling Green	62 64
												146	H	Saint Francis (PA)	63 62
												161	N	San Francisco	45 57
												171	A	Cal Poly	66 50
												234	H	Lafayette	63 42
												242	H	Youngstown St.	84 52
												247	A	Sacred Heart	91 57
												261	A	Mt. St. Mary's	77 68
												266	H	LIU Brooklyn	60 53
												268	A	Northern Ky.	59 50
												277	A	Fairleigh Dickinson	77 68
												281	H	Bryant	72 49
												285	H	St. Francis Brooklyn	59 36
												295	H	Monmouth	56 38
												310	A	Delaware St.	65 42
												323	A	Wagner	58 52
LAST 12 Division I GAMES:															
				281	H	Bryant	72 49					247	A	Sacred Heart	91 57
				261	A	Mt. St. Mary's	77 68					277	A	Fairleigh Dickinson	77 68
				323	A	Wagner	58 52					123	H	Kent St.	31 46
				146	H	Saint Francis (PA)	63 62					234	H	Lafayette	63 42
				285	H	St. Francis Brooklyn	59 36					310	A	Delaware St.	65 42
				266	H	LIU Brooklyn	60 53					295	H	Monmouth	56 38

Non-Div I Games: Clarion 67 60

Robert Morris

Average RPI Win: 102

Average RPI Loss: 60

WON-LOST
RECORDWINNING
PCT. RANKLAST 10
GAMESSTRENGTH OF
SCHEDULEOPP. STRENGTH
OF SCHEDULETEAM
RPIADJ.
RPICONF.
RPIADJ CONF.
RPIDIV. I ONLY
DIV. I NON-CONF.17- 6
12- 258
226- 4
3- 016
1521
2517
1017
103
43
4

TOTALS

RPI 1-25

RPI 26-50

W-L RECORDS

RPI 51-100

RPI 101-999

RPI 201+

17- 6

1- 1

5- 1

OVERALL

5- 4

6- 0

1- 0

12- 1

1- 0

4- 0

HOME

3- 1

4- 0

1- 0

4- 3

0- 0

1- 1

AWAY

1- 2

2- 0

0- 0

1- 2

0- 1

0- 0

NEUTRAL

1- 1

0- 0

0- 0

12- 2

1- 1

2- 0

NON-CONFERENCE

4- 1

5- 0

1- 0

8- 0

1- 0

2- 0

HOME

2- 0

3- 0

1- 0

3- 0

0- 0

0- 0

AWAY

1- 0

2- 0

0- 0

1- 2

0- 1

0- 0

NEUTRAL

1- 1

0- 0

0- 0

5- 4

0- 0

3- 1

CONFERENCE

1- 3

1- 0

0- 0

4- 1

0- 0

2- 0

HOME

1- 1

1- 0

0- 0

1- 3

0- 0

1- 1

AWAY

0- 2

0- 0

0- 0

0- 0

0- 0

0- 0

NEUTRAL

0- 0

0- 0

0- 0

RPI 1-25

Team's RPI: 17

RPI 26-50

RPI 51-100

RPI 101+

RPI	S	Opponent	Score
18	H	NC State	57 53
20	N	South Carolina	68 78

RPI	S	Opponent	Score
31	H	Virginia	52 43
38	A	Michigan St.	61 58
47	H	Minnesota	80 70
48	H	Houston	75 57
49	A	Purdue	33 47
49	H	Purdue	58 50

RPI	S	Opponent	Score
51	H	Princeton	70 50
63	H	Nebraska	42 52
69	A	Indiana	58 64
78	N	Washington St.	60 63
80	A	Penn St.	67 70
80	H	Penn St.	70 65
87	A	James Madison	76 63
93	H	Seton Hall	70 45
95	N	Western Mich.	75 64

RPI	S	Opponent	Score
107	H	Wake Forest	65 51
169	H	Illinois	76 37
170	A	Charlotte	77 54
174	A	Temple	84 67
195	H	Siena	59 47
277	H	Fairleigh Dickinson	101 35

LAST 12 Division I GAMES:

69	A	Indiana	58 64	169	H	Illinois	76 37
63	H	Nebraska	42 52	38	A	Michigan St.	61 58
80	A	Penn St.	67 70	49	H	Purdue	58 50
47	H	Minnesota	80 70	48	H	Houston	75 57
49	A	Purdue	33 47	51	H	Princeton	70 50
80	H	Penn St.	70 65	277	H	Fairleigh Dickinson	101 35

Non-Div I Games:

Rutgers

Average RPI Win:	248	WON-LOST	WINNING	LAST 10	STRENGTH OF	OPP. STRENGTH	TEAM	ADJ.	CONF.	ADJ CONF.
Average RPI Loss:	173	RECORD	PCT. RANK	GAMES	SCHEDULE	OF SCHEDULE	RPI	RPI	RPI	RPI
DIV. I ONLY	12- 3	30	8- 0	327	273	115	115	26	26	
DIV. I NON-CONF.	4- 3	143	0- 2	249	288	148	148	26	26	

TOTALS	RPI 1-25	RPI 26-50	W-L RECORDS	RPI 51-100	RPI 101-999	RPI 201+				
12- 3	0- 0	0- 0	OVERALL	2- 1	10- 2	9- 2				
7- 0	0- 0	0- 0	HOME	2- 0	5- 0	5- 0				
3- 3	0- 0	0- 0	AWAY	0- 1	3- 2	2- 2				
2- 0	0- 0	0- 0	NEUTRAL	0- 0	2- 0	2- 0				
4- 3	0- 0	0- 0	NON-CONFERENCE	1- 1	3- 2	3- 2				
2- 0	0- 0	0- 0	HOME	1- 0	1- 0	1- 0				
0- 3	0- 0	0- 0	AWAY	0- 1	0- 2	0- 2				
2- 0	0- 0	0- 0	NEUTRAL	0- 0	2- 0	2- 0				
8- 0	0- 0	0- 0	CONFERENCE	1- 0	7- 0	6- 0				
5- 0	0- 0	0- 0	HOME	1- 0	4- 0	4- 0				
3- 0	0- 0	0- 0	AWAY	0- 0	3- 0	2- 0				
0- 0	0- 0	0- 0	NEUTRAL	0- 0	0- 0	0- 0				

RPI 1-25				RPI 26-50				RPI 51-100				RPI 101+				Team's RPI: 115
RPI	S	Opponent	Score	RPI	S	Opponent	Score	RPI	S	Opponent	Score	RPI	S	Opponent	Score	
								74	A	Kansas St.	49 74	186	A	New Orleans	74 67	
								75	H	South Dakota	77 55	212	A	Montana St.	54 59	
								94	H	Central Ark.	59 46	215	H	Abilene Christian	66 55	
												232	A	Montana	52 60	
												274	N	Alcorn	83 79	
												284	A	Nicholls St.	86 73	
												297	H	Southeastern La.	79 67	
												300	H	Incarinate Word	60 49	
												303	H	Coppin St.	72 59	
												311	N	Alabama St.	77 50	
												313	A	Northwestern St.	70 62	
												322	H	Sam Houston St.	75 53	
LAST 12 Division I GAMES:																
322	H	Sam Houston St.	75 53	284	A	Nicholls St.	86 73									
94	H	Central Ark.	59 46	297	H	Southeastern La.	79 67									
215	H	Abilene Christian	66 55	212	A	Montana St.	54 59									
300	H	Incarinate Word	60 49	232	A	Montana	52 60									
186	A	New Orleans	74 67	75	H	South Dakota	77 55									
313	A	Northwestern St.	70 62	274	N	Alcorn	83 79									

Non-Div I Games: Howard Payne 105 35 Central Baptist 97 34 Tex. A&M-Commerce 83 61 Cent. Christian (KS) 105 32 SFA

S
I
U
E

SIUE			Through Games Of Jan. 27, 2018								
Average RPI	Win:	248	WON-LOST RECORD	WINNING PCT. RANK	LAST 10 GAMES	STRENGTH OF SCHEDULE	OPP. STRENGTH OF SCHEDULE	TEAM RPI	ADJ. RPI	CONF. RPI	ADJ CONF. RPI
Average RPI	Loss:	109									
DIV. I ONLY	11- 10	163	8- 2	121	247	134	134	25	25		
DIV. I NON-CONF.	3- 8	268	0- 2	80	79	220	220	27	27		

TOTALS	RPI 1-25		RPI 26-50		W-L RECORDS		RPI 51-100		RPI 101-999		RPI 201+
11- 10	0- 1		0- 2		OVERALL		0- 3		11- 4		9- 2
5- 4	0- 0		0- 1		HOME		0- 1		5- 2		4- 0
6- 5	0- 1		0- 1		AWAY		0- 2		6- 1		5- 1
0- 1	0- 0		0- 0		NEUTRAL		0- 0		0- 1		0- 1
3- 8	0- 1		0- 2		NON-CONFERENCE		0- 1		3- 4		1- 2
2- 3	0- 0		0- 1		HOME		0- 0		2- 2		1- 0
1- 4	0- 1		0- 1		AWAY		0- 1		1- 1		0- 1
0- 1	0- 0		0- 0		NEUTRAL		0- 0		0- 1		0- 1
8- 2	0- 0		0- 0		CONFERENCE		0- 2		8- 0		8- 0
3- 1	0- 0		0- 0		HOME		0- 1		3- 0		3- 0
5- 1	0- 0		0- 0		AWAY		0- 1		5- 0		5- 0
0- 0	0- 0		0- 0		NEUTRAL		0- 0		0- 0		0- 0

S
I
U
E

RPI 1-25				RPI 26-50				RPI 51-100				RPI 101+ Team's RPI: 134			
RPI	S	Opponent	Score	RPI	S	Opponent	Score	RPI	S	Opponent	Score	RPI	S	Opponent	Score
12	A	Missouri	48 78	33	A	FGCU	49 66	63	A	Nebraska	53 62	106	H	Saint Louis	79 72
				36	H	Central Mi ch.	56 94	77	A	Bel mont	64 86	138	H	Northern Ill.	75 86
								77	H	Bel mont	55 72	145	A	Southern Ill.	57 53
												175	H	Stetson	61 65
												202	H	Southeast Mo. St.	65 57
												217	A	Morehead St.	66 51
												221	N	Akron	58 59
												227	H	UT Martin	73 70
												240	A	Austin Peay	61 38
												260	A	Illinois St.	47 62
												293	A	Eastern Ky.	62 60
												294	A	Murray St.	75 70
												316	H	Air Force	76 40
												345	A	Tennessee St.	88 76
												345	H	Tennessee St.	74 63

LAST 12 Division I GAMES:															
				77	A	Bel mont	64 86	217	A	Morehead St.	66 51				
				345	A	Tennessee St.	88 76	293	A	Eastern Ky.	62 60				
				227	H	UT Martin	73 70	294	A	Murray St.	75 70				
				202	H	Southeast Mo. St.	65 57	240	A	Austin Peay	61 38				
				345	H	Tennessee St.	74 63	33	A	FGCU	49 66				
				77	H	Bel mont	55 72	221	N	Akron	58 59				

Non-Div I Games:

SIUE

SMU				Through Games Of Jan. 27, 2018						
Average RPI Win: 237		WON-LOST RECORD	WINNING PCT. RANK	LAST 10 GAMES	STRENGTH OF SCHEDULE	OPP. STRENGTH OF SCHEDULE	TEAM RPI	ADJ. RPI	CONF. RPI	ADJ CONF. RPI
Average RPI Loss: 104										
DIV. I ONLY		7- 14	262	2- 8	86	124	220	220	8	8
DIV. I NON-CONF.		6- 7	184	2- 2	134	183	171	171	7	7

TOTALS		RPI 1-25	RPI 26-50	W-L RECORDS	RPI 51-100	RPI 101-999	RPI 201+			
7- 14	0- 1		0- 5	OVERALL	0- 2	7- 6	6- 2			
6- 4	0- 0		0- 2	HOME	0- 1	6- 1	5- 0			
0- 10	0- 1		0- 3	AWAY	0- 1	0- 5	0- 2			
1- 0	0- 0		0- 0	NEUTRAL	0- 0	1- 0	1- 0			
6- 7	0- 1		0- 1	NON-CONFERENCE	0- 2	6- 3	5- 2			
5- 1	0- 0		0- 0	HOME	0- 1	5- 0	4- 0			
0- 6	0- 1		0- 1	AWAY	0- 1	0- 3	0- 2			
1- 0	0- 0		0- 0	NEUTRAL	0- 0	1- 0	1- 0			
1- 7	0- 0		0- 4	CONFERENCE	0- 0	1- 3	1- 0			
1- 3	0- 0		0- 2	HOME	0- 0	1- 1	1- 0			
0- 4	0- 0		0- 2	AWAY	0- 0	0- 2	0- 0			
0- 0	0- 0		0- 0	NEUTRAL	0- 0	0- 0	0- 0			

RPI 1-25				RPI 26-50				RPI 51-100				RPI 101+ Team's RPI: 220			
RPI	S	Opponent	Score	RPI	S	Opponent	Score	RPI	S	Opponent	Score	RPI	S	Opponent	Score
13	A	Texas A&M	57 79	37	A	Oklahoma	75 87	57	H	TCU	58 64	136	A	Wichita St.	43 66
				48	A	Houston	56 60	83	A	Alabama	44 59	148	H	Loyola Marymount	63 60
				48	H	Houston	75 85					163	A	Nevada	72 80
				50	A	UCF	43 58					166	H	Cincinnati	40 58
				50	H	UCF	42 60					174	A	Temple	52 55

LAST 12 Division I GAMES:															
				48	A	Houston	56 60	50	H	UCF	42 60				
				166	H	Cincinnati	40 58	48	H	Houston	75 85				
				50	A	UCF	43 58	13	A	Texas A&M	57 79				
				136	A	Wichita St.	43 66	289	H	McNeese	65 59				
				230	H	East Carolina	65 51	148	H	Loyola Marymount	63 60				
				174	A	Temple	52 55	83	A	Alabama	44 59				

Non-Div I Games:

SMU

Average RPI	Win:	201	WON-LOST	WINNING	LAST 10	STRENGTH OF	OPP. STRENGTH	TEAM	ADJ.	CONF.	ADJ CONF.
Average RPI	Loss:	136	RECORD	PCT. RANK	GAMES	SCHEDULE	OF SCHEDULE	RPI	RPI	RPI	RPI
DIV. I ONLY		2- 16		326	1- 9	75	181	275	275	19	19
DIV. I NON-CONF.		1- 9		318	0- 3	55	85	242	242	14	14

TOTALS	RPI 1-25		RPI 26-50		W-L RECORDS	RPI 51-100		RPI 101-999		RPI 201+	
2- 16	0- 0		0- 2		OVERALL	0- 2		2- 12		1- 4	
1- 4	0- 0		0- 0		HOME	0- 0		1- 4		0- 1	
0- 10	0- 0		0- 2		AWAY	0- 1		0- 7		0- 3	
1- 2	0- 0		0- 0		NEUTRAL	0- 1		1- 1		1- 0	
1- 9	0- 0		0- 2		NON-CONFERENCE	0- 2		1- 5		1- 1	
0- 0	0- 0		0- 0		HOME	0- 0		0- 0		0- 0	
0- 7	0- 0		0- 2		AWAY	0- 1		0- 4		0- 1	
1- 2	0- 0		0- 0		NEUTRAL	0- 1		1- 1		1- 0	
1- 7	0- 0		0- 0		CONFERENCE	0- 0		1- 7		0- 3	
1- 4	0- 0		0- 0		HOME	0- 0		1- 4		0- 1	
0- 3	0- 0		0- 0		AWAY	0- 0		0- 3		0- 2	
0- 0	0- 0		0- 0		NEUTRAL	0- 0		0- 0		0- 0	

RPI 1-25				RPI 26-50				RPI 51-100				RPI 101+				Team's RPI: 275	
RPI	S	Opponent	Score	RPI	S	Opponent	Score	RPI	S	Opponent	Score	RPI	S	Opponent	Score		
				34	A	West Virginia	47 101	58	A	UC Davis	72 79	105	A	Kentucky	70 101		
				35	A	Arizona St.	58 106					130	H	Weber St.	56 78		
								66	N	Miami (FL)	56 82	133	A	Portland St.	73 74		
												133	H	Portland St.	72 81		
												138	N	Northern Ill.	75 84		
												142	H	Idaho St.	71 85		
												157	H	Idaho	79 64		
												161	A	San Francisco	76 90		
												163	A	Nevada	68 95		
												211	H	Eastern Wash.	72 83		
												212	A	Montana St.	50 85		
												217	A	Morehead St.	71 75		
												232	A	Montana	59 68		
												244	N	UC Riverside	99 72		
LAST 12 Division I GAMES:																	
				133	H	Portland St.	72 81	157	H	Idaho	79 64						
				142	H	Idaho St.	71 85	133	A	Portland St.	73 74						
				130	H	Weber St.	56 78	138	N	Northern Ill.	75 84						
				212	A	Montana St.	50 85	66	N	Miami (FL)	56 82						
				232	A	Montana	59 68	161	A	San Francisco	76 90						
				211	H	Eastern Wash.	72 83	58	A	UC Davis	72 79						

Non-Div I Games: Antelope Valley 95 62

Sacramento St.

Average RPI Win:	255	WON-LOST	WINNING	LAST 10	STRENGTH OF	OPP. STRENGTH	TEAM	ADJ.	CONF.	ADJ CONF.
Average RPI Loss:	185	RECORD	PCT. RANK	GAMES	SCHEDULE	OF SCHEDULE	RPI	RPI	RPI	RPI
DIV. I ONLY	7- 12	244	3- 7	238	308	247	247	29	29	
DIV. I NON-CONF.	4- 7	226	1- 3	153	270	233	233	29	29	

TOTALS	RPI 1-25	RPI 26-50	W-L RECORDS	RPI 51-100	RPI 101-999	RPI 201+				
7- 12	0- 1	0- 0	OVERALL	0- 2	7- 9	5- 5				
3- 5	0- 0	0- 0	HOME	0- 0	3- 5	1- 2				
4- 7	0- 1	0- 0	AWAY	0- 2	4- 4	4- 3				
0- 0	0- 0	0- 0	NEUTRAL	0- 0	0- 0	0- 0				
4- 7	0- 1	0- 0	NON-CONFERENCE	0- 2	4- 4	2- 2				
3- 2	0- 0	0- 0	HOME	0- 0	3- 2	1- 1				
1- 5	0- 1	0- 0	AWAY	0- 2	1- 2	1- 1				
0- 0	0- 0	0- 0	NEUTRAL	0- 0	0- 0	0- 0				
3- 5	0- 0	0- 0	CONFERENCE	0- 0	3- 5	3- 3				
0- 3	0- 0	0- 0	HOME	0- 0	0- 3	0- 1				
3- 2	0- 0	0- 0	AWAY	0- 0	3- 2	3- 2				
0- 0	0- 0	0- 0	NEUTRAL	0- 0	0- 0	0- 0				

RPI 1-25				RPI 26-50				RPI 51-100				RPI 101+ Team's RPI: 247			
RPI	S	Opponent	Score	RPI	S	Opponent	Score	RPI	S	Opponent	Score	RPI	S	Opponent	Score
4	A	Florida St.	52 101					67	A	Harvard	62 70	143	H	Robert Morris	57 91
								99	A	Brown	77 102	146	H	Saint Francis (PA)	48 89
												172	H	Lehigh	65 55
												178	H	New Hampshire	47 74
												193	H	Providence	78 75
												195	A	Siena	57 62
												214	H	Hofstra	81 86
												238	H	Manhattan	65 61
												261	A	Mt. St. Mary's	82 52
												266	A	LIU Brooklyn	50 46
												277	A	Fairleigh Dickinson	59 69
												281	H	Bryant	73 81
												295	A	Monmouth	64 69
												317	A	Central Conn. St.	59 69
												323	A	Wagner	72 55
												335	A	Florida A&M	73 68

LAST 12 Division I GAMES:															
266	A	LIU Brooklyn	50 46	143	H	Robert Morris	57 91								
277	A	Fairleigh Dickinson	59 69	146	H	Saint Francis (PA)	48 89								
281	H	Bryant	73 81	178	H	New Hampshire	47 74								
317	A	Central Conn. St.	59 69	195	A	Siena	57 62								
323	A	Wagner	72 55	193	H	Providence	78 75								
261	A	Mt. St. Mary's	82 52	99	A	Brown	77 102								

Non-Div I Games:

Sacred Heart

Average RPI Win:	273	WON-LOST	WINNING	LAST 10	STRENGTH OF	OPP. STRENGTH	TEAM	ADJ.	CONF.	ADJ CONF.
Average RPI Loss:	132	RECORD	PCT. RANK	GAMES	SCHEDULE	OF SCHEDULE	RPI	RPI	RPI	RPI
DIV. I ONLY	11- 8	127	8- 2	237	294	146	146	29	29	
DIV. I NON-CONF.	4- 7	226	2- 2	170	213	194	194	29	29	

TOTALS	RPI 1-25	RPI 26-50	W-L RECORDS	RPI 51-100	RPI 101-999	RPI 201+				
11- 8	0- 0	0- 0	OVERALL	0- 3	11- 5	10- 1				
5- 1	0- 0	0- 0	HOME	0- 0	5- 1	5- 0				
5- 6	0- 0	0- 0	AWAY	0- 3	5- 2	4- 0				
1- 1	0- 0	0- 0	NEUTRAL	0- 0	1- 1	1- 1				
4- 7	0- 0	0- 0	NON-CONFERENCE	0- 3	4- 4	3- 1				
1- 1	0- 0	0- 0	HOME	0- 0	1- 1	1- 0				
2- 5	0- 0	0- 0	AWAY	0- 3	2- 2	1- 0				
1- 1	0- 0	0- 0	NEUTRAL	0- 0	1- 1	1- 1				
7- 1	0- 0	0- 0	CONFERENCE	0- 0	7- 1	7- 0				
4- 0	0- 0	0- 0	HOME	0- 0	4- 0	4- 0				
3- 1	0- 0	0- 0	AWAY	0- 0	3- 1	3- 0				
0- 0	0- 0	0- 0	NEUTRAL	0- 0	0- 0	0- 0				

RPI 1-25				RPI 26-50				RPI 51-100				RPI 101+				Team's RPI: 146
RPI	S	Opponent	Score	RPI	S	Opponent	Score	RPI	S	Opponent	Score	RPI	S	Opponent	Score	
								54	A	Duquesne	68 87	143	A	Robert Morris	62 63	
								56	A	Gonzaga	74 97	144	H	William & Mary	86 92	
								62	A	Tol edo	66 74	166	A	Cincinnati	77 73	
												196	A	Columbia	81 94	
												199	A	Boise St.	59 87	
												202	N	Southeast Mo. St.	50 82	
												242	H	Youngstown St.	79 65	
												247	A	Sacred Heart	89 48	
												261	H	Mt. St. Mary's	92 88	
												266	H	LIU Brooklyn	101 71	
												277	A	Fairleigh Dickinson	80 56	
												285	H	St. Francis Brooklyn	90 75	
												299	A	Portland	106 101	
												317	H	Central Conn. St.	87 59	
												323	A	Wagner	79 76	
												324	N	Old Dominion	79 68	

LAST 12 Division I GAMES:																
				317	H	Central Conn. St.	87 59	277	A	Fairleigh Dickinson	80 56					
				323	A	Wagner	79 76	247	A	Sacred Heart	89 48					
				261	H	Mt. St. Mary's	92 88	199	A	Boise St.	59 87					
				143	A	Robert Morris	62 63	299	A	Portland	106 101					
				266	H	LIU Brooklyn	101 71	56	A	Gonzaga	74 97					
				285	H	St. Francis Brooklyn	90 75	242	H	Youngstown St.	79 65					

Non-Div I Games: Seton Hill 103 71

Saint Francis (PA)

Average RPI Win:	243	WON-LOST	WINNING	LAST 10	STRENGTH OF	OPP. STRENGTH	TEAM	ADJ.	CONF.	ADJ CONF.
Average RPI Loss:	107	RECORD	PCT. RANK	GAMES	SCHEDULE	OF SCHEDULE	RPI	RPI	RPI	RPI
DIV. I ONLY	9- 10	196	4- 6	145	190	164	164	13	13	
DIV. I NON-CONF.	5- 7	212	0- 5	138	196	162	162	10	10	

TOTALS	RPI 1-25	RPI 26-50	W-L RECORDS	RPI 51-100	RPI 101-999	RPI 201+				
9- 10	0- 1	0- 1	OVERALL	1- 3	8- 5	7- 1				
4- 4	0- 0	0- 1	HOME	0- 2	4- 1	4- 0				
5- 5	0- 1	0- 0	AWAY	1- 0	4- 4	3- 1				
0- 1	0- 0	0- 0	NEUTRAL	0- 1	0- 0	0- 0				
5- 7	0- 1	0- 1	NON-CONFERENCE	1- 1	4- 4	3- 1				
2- 2	0- 0	0- 1	HOME	0- 0	2- 1	2- 0				
3- 4	0- 1	0- 0	AWAY	1- 0	2- 3	1- 1				
0- 1	0- 0	0- 0	NEUTRAL	0- 1	0- 0	0- 0				
4- 3	0- 0	0- 0	CONFERENCE	0- 2	4- 1	4- 0				
2- 2	0- 0	0- 0	HOME	0- 2	2- 0	2- 0				
2- 1	0- 0	0- 0	AWAY	0- 0	2- 1	2- 0				
0- 0	0- 0	0- 0	NEUTRAL	0- 0	0- 0	0- 0				

RPI 1-25				RPI 26-50				RPI 51-100				RPI 101+ Team's RPI: 164			
RPI	S	Opponent	Score	RPI	S	Opponent	Score	RPI	S	Opponent	Score	RPI	S	Opponent	Score
24	A	Villanova	44 79	41	H	Drexel	58 65	51	N	Princeton	54 63	106	A	Saint Louis	73 96
								53	H	Dayton	59 65	109	H	Penn	50 57
								54	H	Duquesne	42 61	147	A	Bucknell	77 53
								87	A	James Madison	73 66	174	A	Temple	66 69
												179	A	Florida	51 71
												216	A	Niagara	93 69
												226	H	Richmond	81 72
												235	A	St. Bonaventure	70 64
												276	A	Towson	66 90
												290	A	Massachusetts	84 79
												309	H	VCU	79 41
												337	H	Saint Peter's	87 58
												344	H	Eastern Ill.	80 62

LAST 12 Division I GAMES:															
54	H	Duquesne	42 61	309	H	VCU	79 41	179	A	Florida	51 71	51	N	Princeton	54 63
106	A	Saint Louis	73 96	41	H	Drexel	58 65	109	H	Penn	50 57	147	A	Bucknell	77 53
290	A	Massachusetts	84 79	53	H	Dayton	59 65	276	A	Towson	66 90	216	A	Niagara	93 69
226	H	Richmond	81 72	235	A	St. Bonaventure	70 64					226	H	Richmond	81 72

Non-Div I Games:

Saint Joseph's

Average RPI Win:	187	WON-LOST	WINNING	LAST 10	STRENGTH OF	OPP. STRENGTH	TEAM	ADJ.	CONF.	ADJ CONF.
Average RPI Loss:	80	RECORD	PCT. RANK	GAMES	SCHEDULE	OF SCHEDULE	RPI	RPI	RPI	RPI
DIV. I ONLY	11- 10	163	7- 3	101	80	106	106	13	13	
DIV. I NON-CONF.	6- 7	184	2- 2	121	23	143	143	10	10	

TOTALS	RPI 1-25	RPI 26-50	W-L RECORDS	RPI 51-100	RPI 101-999	RPI 201+				
11- 10	0- 1	0- 2	OVERALL	1- 4	10- 3	5- 0				
6- 2	0- 0	0- 0	HOME	0- 0	6- 2	3- 0				
3- 7	0- 0	0- 1	AWAY	0- 2	3- 1	2- 0				
2- 1	0- 0	0- 1	NEUTRAL	1- 0	1- 0	0- 0				
6- 7	0- 1	0- 2	NON-CONFERENCE	1- 1	5- 3	2- 0				
3- 2	0- 0	0- 0	HOME	0- 0	3- 2	1- 0				
1- 4	0- 1	0- 1	AWAY	0- 1	1- 1	1- 0				
2- 1	0- 0	0- 1	NEUTRAL	1- 0	1- 0	0- 0				
5- 3	0- 0	0- 0	CONFERENCE	0- 3	5- 0	3- 0				
3- 0	0- 0	0- 0	HOME	0- 0	3- 0	2- 0				
2- 3	0- 0	0- 0	AWAY	0- 3	2- 0	1- 0				
0- 0	0- 0	0- 0	NEUTRAL	0- 0	0- 0	0- 0				

RPI 1-25				RPI 26-50				RPI 51-100				RPI 101+ Team's RPI: 106			
RPI	S	Opponent	Score	RPI	S	Opponent	Score	RPI	S	Opponent	Score	RPI	S	Opponent	Score
12	A	Missouri	58 70	29	A	DePaul	78 86	53	A	Dayton	76 101	112	A	George Washington	72 69
				44	N	LSU	59 71	76	A	Fordham	63 66	117	H	Little Rock	48 45
								78	A	Washington St.	63 85	129	H	Vanderbilt	69 74
								96	A	George Mason	72 81	131	N	Cleveland St.	80 64
								98	N	Ole Miss	79 64	134	A	SIUE	72 79
												148	H	Loyola Marymount	60 62
												164	H	Saint Joseph's	96 73
												165	H	Tulsa	77 66
												226	A	Richmond	79 61
												235	H	St. Bonaventure	78 55
												252	H	Lipscomb	101 57
												267	A	Indiana St.	60 59
												290	H	Massachusetts	64 63

LAST 12 Division I GAMES:															
112	A	George Washington	72 69	226	A	Richmond	79 61								
96	A	George Mason	72 81	235	H	St. Bonaventure	78 55								
164	H	Saint Joseph's	96 73	165	H	Tulsa	77 66								
290	H	Massachusetts	64 63	252	H	Lipscomb	101 57								
53	A	Dayton	76 101	12	A	Missouri	58 70								
76	A	Fordham	63 66	78	A	Washington St.	63 85								

Non-Div I Games:

Saint Louis

Average RPI Win:	174	WON-LOST	WINNING	LAST 10	STRENGTH OF	OPP. STRENGTH	TEAM	ADJ.	CONF.	ADJ CONF.
Average RPI Loss:	105	RECORD	PCT. RANK	GAMES	SCHEDULE	OF SCHEDULE	RPI	RPI	RPI	RPI
DIV. I ONLY	13- 8	105	6- 4	102	94	89	89	12	12	
DIV. I NON-CONF.	7- 4	102	1- 1	62	46	52	52	11	11	

TOTALS	RPI 1-25	RPI 26-50	W-L RECORDS	RPI 51-100	RPI 101-999	RPI 201+				
13- 8	0- 0	0- 2	OVERALL	2- 3	11- 3	5- 1				
8- 2	0- 0	0- 0	HOME	2- 2	6- 0	2- 0				
3- 6	0- 0	0- 2	AWAY	0- 1	3- 3	1- 1				
2- 0	0- 0	0- 0	NEUTRAL	0- 0	2- 0	2- 0				
7- 4	0- 0	0- 2	NON-CONFERENCE	2- 2	5- 0	2- 0				
4- 1	0- 0	0- 0	HOME	2- 1	2- 0	0- 0				
1- 3	0- 0	0- 2	AWAY	0- 1	1- 0	0- 0				
2- 0	0- 0	0- 0	NEUTRAL	0- 0	2- 0	2- 0				
6- 4	0- 0	0- 0	CONFERENCE	0- 1	6- 3	3- 1				
4- 1	0- 0	0- 0	HOME	0- 1	4- 0	2- 0				
2- 3	0- 0	0- 0	AWAY	0- 0	2- 3	1- 1				
0- 0	0- 0	0- 0	NEUTRAL	0- 0	0- 0	0- 0				

RPI 1-25				RPI 26-50				RPI 51-100				RPI 101+			
RPI	S	Opponent	Score	RPI	S	Opponent	Score	RPI	S	Opponent	Score	RPI	S	Opponent	Score
				28	A	Cal i forn i a	80 87	56	H	Gonzaga	65 73	121	A	BYU	54 63
				49	A	Purdue	60 70	58	H	UC Davi s	50 74	121	H	BYU	57 49
								69	H	Indi ana	88 82	148	A	Loyol a Marymount	57 69
								78	H	Washi ngton St.	81 75	152	A	Paci fi c	70 69
								79	A	Utah	63 74	152	H	Paci fi c	96 88
												171	H	Cal Poly	82 64
												197	H	UC Santa Barbara	89 59
												199	A	Boi se St.	74 72
												205	A	San Di ego	75 53
												211	N	Eastern Wash.	76 56
												223	H	Pepperdi ne	75 62
												227	N	UT Martin	69 58
												257	H	Santa Clara	59 46
												299	A	Portl and	65 68
LAST 12 Division I GAMES:															
				299	A	Portl and	65 68	205	A	San Di ego	75 53				
				121	A	BYU	54 63	152	A	Paci fi c	70 69				
				152	H	Paci fi c	96 88	121	H	BYU	57 49				
				56	H	Gonzaga	65 73	148	A	Loyol a Marymount	57 69				
				223	H	Pepperdi ne	75 62	49	A	Purdue	60 70				
				257	H	Santa Clara	59 46	211	N	Eastern Wash.	76 56				

Non-Div I Games:

Saint Mary's (CA)

Average RPI Win:	247	WON-LOST	WINNING	LAST 10	STRENGTH OF	OPP. STRENGTH	TEAM	ADJ.	CONF.	ADJ CONF.
Average RPI Loss:	228	RECORD	PCT. RANK	GAMES	SCHEDULE	OF SCHEDULE	RPI	RPI	RPI	RPI
DIV. I ONLY	4- 16	307	1- 9	333	328	337	337	27	27	
DIV. I NON-CONF.	3- 8	268	0- 3	313	341	324	324	25	25	

TOTALS	RPI 1-25	RPI 26-50	W-L RECORDS	RPI 51-100	RPI 101-999	RPI 201+				
4- 16	0- 0	0- 0	OVERALL	0- 2	4- 14	3- 11				
2- 7	0- 0	0- 0	HOME	0- 0	2- 7	2- 5				
1- 9	0- 0	0- 0	AWAY	0- 2	1- 6	1- 5				
1- 0	0- 0	0- 0	NEUTRAL	0- 0	1- 0	0- 0				
3- 8	0- 0	0- 0	NON-CONFERENCE	0- 1	3- 7	2- 5				
1- 3	0- 0	0- 0	HOME	0- 0	1- 3	1- 2				
1- 5	0- 0	0- 0	AWAY	0- 1	1- 4	1- 3				
1- 0	0- 0	0- 0	NEUTRAL	0- 0	1- 0	0- 0				
1- 8	0- 0	0- 0	CONFERENCE	0- 1	1- 7	1- 6				
1- 4	0- 0	0- 0	HOME	0- 0	1- 4	1- 3				
0- 4	0- 0	0- 0	AWAY	0- 1	0- 3	0- 3				
0- 0	0- 0	0- 0	NEUTRAL	0- 0	0- 0	0- 0				

RPI 1-25				RPI 26-50				RPI 51-100				RPI 101+				Team's RPI: 337
RPI	S	Opponent	Score	RPI	S	Opponent	Score	RPI	S	Opponent	Score	RPI	S	Opponent	Score	
								59	A	Quinnipiac	39 86	116	N	Delaware	90 87	
								93	A	Seton Hall	49 91	119	H	Yale	49 70	
												164	A	Saint Joseph's	58 87	
												177	H	Marist	53 86	
												216	H	Niagara	52 87	
												234	H	Lafayette	64 61	
												238	A	Manhattan	64 76	
												259	A	Fairfield	41 62	
												266	A	LIU Brooklyn	46 57	
												269	H	Rider	52 57	
												277	A	Fairleigh Dickinson	59 69	
												285	H	St. Francis Brooklyn	49 64	
												290	A	Massachusetts	65 81	
												291	H	Canisius	53 66	
												295	A	Monmouth	44 51	
												295	H	Monmouth	67 47	
												342	A	NJIT	59 52	
												349	H	UMass Lowell	60 66	

LAST 12 Division I GAMES:																
				295	H	Monmouth	67 47					177	H	Marist	53 86	
				216	H	Niagara	52 87					269	H	Rider	52 57	
				291	H	Canisius	53 66					238	A	Manhattan	64 76	
				259	A	Fairfield	41 62					277	A	Fairleigh Dickinson	59 69	
				59	A	Quinnipiac	39 86					119	H	Yale	49 70	
				295	A	Monmouth	44 51					290	A	Massachusetts	65 81	

Non-Div I Games:

Saint Peter's

Average RPI Win:	306	WON-LOST	WINNING	LAST 10	STRENGTH OF	OPP. STRENGTH	TEAM	ADJ.	CONF.	ADJ CONF.
Average RPI Loss:	184	RECORD	PCT. RANK	GAMES	SCHEDULE	OF SCHEDULE	RPI	RPI	RPI	RPI
DIV. I ONLY	2- 14	324	1- 9	201	342	322	322	26	26	
DIV. I NON-CONF.	1- 6	306	0- 3	32	346	265	265	26	26	

TOTALS	RPI 1-25	RPI 26-50	W-L RECORDS	RPI 51-100	RPI 101-999	RPI 201+				
2- 14	0- 0	0- 1	OVERALL	0- 2	2- 11	2- 6				
1- 6	0- 0	0- 0	HOME	0- 0	1- 6	1- 4				
1- 8	0- 0	0- 0	AWAY	0- 0	1- 0	1- 0				
0- 0	0- 0	0- 0	NEUTRAL	0- 0	0- 0	0- 0				
1- 6	0- 0	0- 1	NON-CONFERENCE	0- 1	1- 4	1- 1				
1- 3	0- 0	0- 0	HOME	0- 0	1- 3	1- 1				
0- 3	0- 0	0- 1	AWAY	0- 1	0- 1	0- 0				
0- 0	0- 0	0- 0	NEUTRAL	0- 0	0- 0	0- 0				
1- 8	0- 0	0- 0	CONFERENCE	0- 1	1- 7	1- 5				
0- 3	0- 0	0- 0	HOME	0- 0	0- 3	0- 3				
1- 5	0- 0	0- 0	AWAY	0- 1	1- 4	1- 2				
0- 0	0- 0	0- 0	NEUTRAL	0- 0	0- 0	0- 0				

RPI 1-25				RPI 26-50				RPI 51-100				RPI 101+ Team's RPI: 322			
RPI	S	Opponent	Score	RPI	S	Opponent	Score	RPI	S	Opponent	Score	RPI	S	Opponent	Score
				44	A	LSU	58 71	85	A	Arkansas	54 65	111	H	Rice	50 79
								94	A	Central Ark.	44 69	115	A	SFA	53 75
												139	A	Lamar University	44 91
												160	H	Texas St.	41 73
												167	A	Southern Miss.	38 58
												215	A	Abilene Christian	65 83
												245	H	Texas Southern	58 77
												262	H	A&M-Corpus Christi	57 67
												297	A	Southeastern La.	57 52
												300	H	Incarnate Word	49 56
												313	A	Northwestern St.	60 63
												314	H	Jackson St.	74 68
												327	H	Houston Baptist	61 69
LAST 12 Division I GAMES:															
115	A	SFA	53 75	300	H	Incarnate Word	49 56								
297	A	Southeastern La.	57 52	94	A	Central Ark.	44 69								
139	A	Lamar University	44 91	215	A	Abilene Christian	65 83								
313	A	Northwestern St.	60 63	44	A	LSU	58 71								
327	H	Houston Baptist	61 69	160	H	Texas St.	41 73								
262	H	A&M-Corpus Christi	57 67	167	A	Southern Miss.	38 58								

Non-Div I Games: Wiley 80 41 St. Thomas Houston 68 66

Sam Houston St.

Average RPI Win:	226	WON-LOST	WINNING	LAST 10	STRENGTH OF	OPP. STRENGTH	TEAM	ADJ.	CONF.	ADJ CONF.
Average RPI Loss:	108	RECORD	PCT. RANK	GAMES	SCHEDULE	OF SCHEDULE	RPI	RPI	RPI	RPI
DIV. I ONLY	9- 12	218	4- 6	89	165	181	181	17	17	
DIV. I NON-CONF.	7- 7	170	4- 1	56	169	121	121	15	15	

TOTALS	RPI 1-25	RPI 26-50	W-L RECORDS	RPI 51-100	RPI 101-999	RPI 201+				
9- 12	0- 1	1- 1	OVERALL	0- 5	8- 5	6- 1				
8- 2	0- 0	1- 0	HOME	0- 1	7- 1	5- 0				
0- 9	0- 0	0- 0	AWAY	0- 0	0- 0	0- 0				
1- 1	0- 0	0- 0	NEUTRAL	0- 0	1- 1	1- 0				
7- 7	0- 1	1- 1	NON-CONFERENCE	0- 3	6- 2	4- 0				
6- 1	0- 0	1- 0	HOME	0- 0	5- 1	3- 0				
0- 5	0- 1	0- 1	AWAY	0- 3	0- 0	0- 0				
1- 1	0- 0	0- 0	NEUTRAL	0- 0	1- 1	1- 0				
2- 5	0- 0	0- 0	CONFERENCE	0- 2	2- 3	2- 1				
2- 1	0- 0	0- 0	HOME	0- 1	2- 0	2- 0				
0- 4	0- 0	0- 0	AWAY	0- 1	0- 3	0- 1				
0- 0	0- 0	0- 0	NEUTRAL	0- 0	0- 0	0- 0				

RPI 1-25				RPI 26-50				RPI 51-100				RPI 101+				Team's RPI: 181
RPI	S	Opponent	Score	RPI	S	Opponent	Score	RPI	S	Opponent	Score	RPI	S	Opponent	Score	
4	A	Florida St.	62 87	27	A	Iowa	59 80	65	H	Mercer	59 73	127	N	UTEP	33 46	
				50	H	UCF	58 51	77	A	Bel mont	46 83	128	A	ETSU	48 76	
								84	A	UAB	53 77	137	H	Col orado	60 71	
								85	A	Arkansas	63 84	167	H	Southern Mi ss.	61 56	
								92	A	Chattanooga	58 68	187	A	Furman	41 45	
												198	H	Hampton	66 61	
												218	H	Troy	80 73	
												218	N	Troy	82 76	
												229	H	UNCG	56 48	
												282	A	Wofford	46 58	
												311	H	Al abama St.	58 39	
												318	H	Western Caro.	62 54	
												325	H	Rhode Island	67 37	

LAST 12 Division I GAMES:																
128	A	ETSU	48 76	187	A	Furman	41 45	198	H	Hampton	66 61	218	N	Troy	82 76	
92	A	Chattanooga	58 68	218	N	Troy	82 76	127	N	UTEP	33 46	167	H	Southern Mi ss.	61 56	
229	H	UNCG	56 48	167	H	Southern Mi ss.	61 56	218	H	Troy	80 73					
318	H	Western Caro.	62 54													
65	H	Mercer	59 73													
282	A	Wofford	46 58													

Non-Div I Games: AUM 59 46

Samford

Average RPI Win: 221

Average RPI Loss: 177

WON-LOST
RECORDWINNING
PCT. RANKLAST 10
GAMESSTRENGTH OF
SCHEDULEOPP. STRENGTH
OF SCHEDULETEAM
RPIADJ.
RPICONF.
RPIADJ CONF.
RPI

DIV. I ONLY	11- 9	143	5- 5	291	156	205	205	12	12
DIV. I NON-CONF.	6- 4	122	2- 0	308	217	176	176	11	11

TOTALS	RPI 1-25	RPI 26-50	W-L RECORDS	RPI 51-100	RPI 101-999	RPI 201+			
11- 9	0- 0	1- 1	OVERALL	0- 1	10- 7	5- 5			
6- 3	0- 0	1- 0	HOME	0- 1	5- 2	4- 0			
4- 6	0- 0	0- 1	AWAY	0- 0	4- 5	1- 5			
1- 0	0- 0	0- 0	NEUTRAL	0- 0	1- 0	0- 0			
6- 4	0- 0	1- 1	NON-CONFERENCE	0- 0	5- 3	3- 3			
4- 0	0- 0	1- 0	HOME	0- 0	3- 0	3- 0			
1- 4	0- 0	0- 1	AWAY	0- 0	1- 3	0- 3			
1- 0	0- 0	0- 0	NEUTRAL	0- 0	1- 0	0- 0			
5- 5	0- 0	0- 0	CONFERENCE	0- 1	5- 4	2- 2			
2- 3	0- 0	0- 0	HOME	0- 1	2- 2	1- 0			
3- 2	0- 0	0- 0	AWAY	0- 0	3- 2	1- 2			
0- 0	0- 0	0- 0	NEUTRAL	0- 0	0- 0	0- 0			

RPI 1-25				RPI 26-50				RPI 51-100				RPI 101+				Team's RPI: 205	
RPI	S	Opponent	Score	RPI	S	Opponent	Score	RPI	S	Opponent	Score	RPI	S	Opponent	Score		
				28	A	Cal i forn i a	64 89	89	H	Sai nt Mary' s (CA)	53 75	121	H	BYU	70 69		
				47	H	Mi nnesota	72 69					148	A	Loyol a Marymount	60 54		
												148	H	Loyol a Marymount	53 67		
												152	H	Paci fi c	68 81		
												161	A	San Franci sco	60 54		
												197	A	UC Santa Barbara	71 58		
												199	N	Boi se St.	72 52		
												213	A	Seattl e U	73 80		
												223	A	Pepperdi ne	62 66		
												237	A	San Diego St.	76 77		
												246	A	Hawai i	63 64		
												257	A	Santa Clara	50 59		
												299	A	Portl and	75 60		
												299	H	Portl and	59 52		
												308	H	Southern Utah	72 59		
												315	H	UTSA	78 69		
												336	H	Long Beach St.	74 40		
LAST 12 Division I GAMES:																	
				148	H	Loyol a Marymount	53 67	89	H	Sai nt Mary' s (CA)	53 75						
				257	A	Santa Clara	50 59	299	H	Portl and	59 52						
				121	H	BYU	70 69	223	A	Pepperdi ne	62 66						
				299	A	Portl and	75 60	161	A	San Franci sco	60 54						
				148	A	Loyol a Marymount	60 54	315	H	UTSA	78 69						
				152	H	Paci fi c	68 81	47	H	Mi nnesota	72 69						

Non-Div I Games: San Diego Christian 82 53

San Diego

Average RPI Win: 203
Average RPI Loss: 168

WON-LOST
RECORD

WINNING
PCT. RANK

LAST 10
GAMES

STRENGTH OF
SCHEDULE

OPP. STRENGTH
OF SCHEDULE

TEAM
RPI

ADJ.
RPI

CONF.
RPI

ADJ CONF.
RPI

DIV. I ONLY	8- 11	223	3- 7	173	192	237	237	16	16
DIV. I NON-CONF.	5- 5	170	0- 2	254	263	243	243	17	17
<hr/>									
TOTALS	RPI 1-25	RPI 26-50	W-L RECORDS	RPI 51-100	RPI 101-999	RPI 201+			
8- 11	0- 0	0- 1	OVERALL	2- 1	6- 9	6- 2			
6- 5	0- 0	0- 0	HOME	2- 0	4- 5	4- 1			
2- 4	0- 0	0- 0	AWAY	0- 0	2- 4	2- 1			
0- 2	0- 0	0- 1	NEUTRAL	0- 1	0- 0	0- 0			
5- 5	0- 0	0- 1	NON-CONFERENCE	0- 1	5- 3	5- 1			
4- 2	0- 0	0- 0	HOME	0- 0	4- 2	4- 1			
1- 1	0- 0	0- 0	AWAY	0- 0	1- 1	1- 0			
0- 2	0- 0	0- 1	NEUTRAL	0- 1	0- 0	0- 0			
3- 6	0- 0	0- 0	CONFERENCE	2- 0	1- 6	1- 1			
2- 3	0- 0	0- 0	HOME	2- 0	0- 3	0- 0			
1- 3	0- 0	0- 0	AWAY	0- 0	1- 3	1- 1			
0- 0	0- 0	0- 0	NEUTRAL	0- 0	0- 0	0- 0			

RPI 1-25				RPI 26-50				RPI 51-100				RPI 101+ Team's RPI: 237			
RPI	S	Opponent	Score	RPI	S	Opponent	Score	RPI	S	Opponent	Score	RPI	S	Opponent	Score
				36	N	Central Mich.	76 85	52	H	Wyoming	68 62	102	H	UNLV	64 75
								72	H	New Mexico	97 89	151	A	Colorado St.	43 72
								97	N	Tulane	46 80	151	H	Colorado St.	63 65
												176	H	UC Irvine	65 67
												185	A	Fresno St.	53 64
												197	A	UC Santa Barbara	64 77
												199	H	Boise St.	70 86
												205	H	San Diego	77 76
												219	H	CSUN	58 55
												243	H	Presbyteri an	77 50
												250	A	San Jose St.	75 65
												257	H	Santa Clara	34 48
												278	A	Ari zona	78 67
												296	A	Utah St.	58 62
												301	H	Cal St. Fullerton	59 58
<hr/>															
LAST 12 Division I GAMES:															
				102	H	UNLV	64 75	151	H	Colorado St.	63 65				
				151	A	Colorado St.	43 72	296	A	Utah St.	58 62				
				72	H	New Mexico	97 89	52	H	Wyoming	68 62				
				185	A	Fresno St.	53 64	197	A	UC Santa Barbara	64 77				
				199	H	Boise St.	70 86	257	H	Santa Clara	34 48				
				250	A	San Jose St.	75 65	176	H	UC Irvine	65 67				

Non-Div I Games: Hope Int'l 92 68

San Diego St.

Average RPI Win:	210	WON-LOST	WINNING	LAST 10	STRENGTH OF	OPP. STRENGTH	TEAM	ADJ.	CONF.	ADJ CONF.
Average RPI Loss:	114	RECORD	PCT. RANK	GAMES	SCHEDULE	OF SCHEDULE	RPI	RPI	RPI	RPI
DIV. I ONLY	10- 11	188	5- 5	135	130	161	161	12	12	
DIV. I NON-CONF.	5- 6	187	1- 1	111	115	151	151	11	11	

TOTALS	RPI 1-25	RPI 26-50	W-L RECORDS	RPI 51-100	RPI 101-999	RPI 201+				
10- 11	0- 1	0- 0	OVERALL	0- 5	10- 5	5- 3				
6- 4	0- 1	0- 0	HOME	0- 2	6- 1	3- 1				
3- 7	0- 0	0- 0	AWAY	0- 3	3- 4	2- 2				
1- 0	0- 0	0- 0	NEUTRAL	0- 0	1- 0	0- 0				
5- 6	0- 1	0- 0	NON-CONFERENCE	0- 3	5- 2	2- 1				
3- 2	0- 1	0- 0	HOME	0- 1	3- 0	1- 0				
1- 4	0- 0	0- 0	AWAY	0- 2	1- 2	1- 1				
1- 0	0- 0	0- 0	NEUTRAL	0- 0	1- 0	0- 0				
5- 5	0- 0	0- 0	CONFERENCE	0- 2	5- 3	3- 2				
3- 2	0- 0	0- 0	HOME	0- 1	3- 1	2- 1				
2- 3	0- 0	0- 0	AWAY	0- 1	2- 2	1- 1				
0- 0	0- 0	0- 0	NEUTRAL	0- 0	0- 0	0- 0				

RPI 1-25				RPI 26-50				RPI 51-100				RPI 101+ Team's RPI: 161			
RPI	S	Opponent	Score	RPI	S	Opponent	Score	RPI	S	Opponent	Score	RPI	S	Opponent	Score
21	H	Stanford	66 86					55	A	Northern Colo.	60 73	121	A	BYU	66 70
								56	A	Gonzaga	47 74	143	N	Robert Morris	57 45
								56	H	Gonzaga	57 81	148	H	Loyol a Marymount	78 60
								58	A	UC Davis	55 72	152	A	Paci fic	81 71
								78	H	Washi ngton St.	70 74	171	A	Cal Poly	83 88
												171	H	Cal Poly	83 71
												185	H	Fresno St.	70 62
												205	H	San Diego	54 60
												208	A	UT Arlington	54 56
												223	A	Pepperdi ne	92 95
												223	H	Pepperdi ne	68 67
												250	A	San Jose St.	87 81
												257	A	Santa Clara	58 54
												275	H	Sacramento St.	90 76
												299	H	Portl and	84 75

LAST 12 Division I GAMES:															
56	H	Gonzaga	57 81	223	H	Pepperdi ne	68 67								
152	A	Paci fic	81 71	121	A	BYU	66 70								
223	A	Pepperdi ne	92 95	299	H	Portl and	84 75								
257	A	Santa Clara	58 54	205	H	San Diego	54 60								
56	A	Gonzaga	47 74	208	A	UT Arlington	54 56								
148	H	Loyol a Marymount	78 60	185	H	Fresno St.	70 62								

Non-Div I Games:

San Francisco

Average RPI Win:	238	WON-LOST	WINNING	LAST 10	STRENGTH OF	OPP. STRENGTH	TEAM	ADJ.	CONF.	ADJ CONF.
Average RPI Loss:	134	RECORD	PCT. RANK	GAMES	SCHEDULE	OF SCHEDULE	RPI	RPI	RPI	RPI
DIV. I ONLY	5- 14	290	3- 6	153	119	250	250	16	16	
DIV. I NON-CONF.	2- 8	290	0- 2	129	107	258	258	17	17	

TOTALS	RPI 1-25	RPI 26-50	W-L RECORDS	RPI 51-100	RPI 101-999	RPI 201+				
5- 14	0- 1	0- 1	OVERALL	1- 2	4- 10	4- 2				
3- 6	0- 0	0- 0	HOME	1- 1	2- 5	2- 2				
2- 7	0- 1	0- 1	AWAY	0- 1	2- 4	2- 0				
0- 1	0- 0	0- 0	NEUTRAL	0- 0	0- 1	0- 0				
2- 8	0- 1	0- 1	NON-CONFERENCE	0- 1	2- 5	2- 1				
1- 4	0- 0	0- 0	HOME	0- 1	1- 3	1- 1				
1- 3	0- 1	0- 1	AWAY	0- 0	1- 1	1- 0				
0- 1	0- 0	0- 0	NEUTRAL	0- 0	0- 1	0- 0				
3- 6	0- 0	0- 0	CONFERENCE	1- 1	2- 5	2- 1				
2- 2	0- 0	0- 0	HOME	1- 0	1- 2	1- 1				
1- 4	0- 0	0- 0	AWAY	0- 1	1- 3	1- 0				
0- 0	0- 0	0- 0	NEUTRAL	0- 0	0- 0	0- 0				

RPI 1-25				RPI 26-50				RPI 51-100				RPI 101+ Team's RPI: 250			
RPI	S	Opponent	Score	RPI	S	Opponent	Score	RPI	S	Opponent	Score	RPI	S	Opponent	Score
9	A	UCLA	69 129	42	A	Oregon St.	62 110	52	A	Wyoming	46 58	102	A	UNLV	60 79
								63	H	Nebraska	55 81	133	H	Portland St.	78 90
								72	H	New Mexico	95 86	151	A	Colorado St.	48 63
												152	A	Pacific	97 106
												161	H	San Francisco	81 87
												163	A	Nevada	63 91
												198	N	Hampton	73 81
												199	H	Boise St.	80 112
												219	H	CSUN	59 76
												237	H	San Diego St.	65 75
												249	H	CSU Bakersfield	67 57
												257	A	Santa Clara	71 66
												296	H	Utah St.	79 66
												316	A	Air Force	75 74

LAST 12 Division I GAMES:															
				52	A	Wyoming	46 58	102	A	UNLV	60 79				
				199	H	Boise St.	80 112	151	A	Colorado St.	48 63				
				163	A	Nevada	63 91	296	H	Utah St.	79 66				
				316	A	Air Force	75 74	63	H	Nebraska	55 81				
				237	H	San Diego St.	65 75	42	A	Oregon St.	62 110				
				72	H	New Mexico	95 86	219	H	CSUN	59 76				

Non-Div I Games: Southern Ore. 89 87

San Jose St.

Average RPI Win:	247	WON-LOST	WINNING	LAST 10	STRENGTH OF	OPP. STRENGTH	TEAM	ADJ.	CONF.	ADJ CONF.
Average RPI Loss:	149	RECORD	PCT. RANK	GAMES	SCHEDULE	OF SCHEDULE	RPI	RPI	RPI	RPI

DIV. I ONLY	6- 14	277	3- 7	189	154	257	257	12	12
DIV. I NON-CONF.	3- 7	254	0- 2	280	192	282	282	11	11
TOTALS	RPI 1-25	RPI 26-50	W-L RECORDS	RPI 51-100	RPI 101-999	RPI 201+			
6- 14	0- 0	0- 2	OVERALL	0- 3	6- 9	5- 4			
3- 7	0- 0	0- 2	HOME	0- 1	3- 4	2- 2			
3- 7	0- 0	0- 0	AWAY	0- 0	3- 0	3- 0			
0- 0	0- 0	0- 0	NEUTRAL	0- 0	0- 0	0- 0			
3- 7	0- 0	0- 2	NON-CONFERENCE	0- 0	3- 5	2- 3			
1- 4	0- 0	0- 2	HOME	0- 0	1- 2	0- 2			
2- 3	0- 0	0- 0	AWAY	0- 0	2- 3	2- 1			
0- 0	0- 0	0- 0	NEUTRAL	0- 0	0- 0	0- 0			
3- 7	0- 0	0- 0	CONFERENCE	0- 3	3- 4	3- 1			
2- 3	0- 0	0- 0	HOME	0- 1	2- 2	2- 0			
1- 4	0- 0	0- 0	AWAY	0- 2	1- 2	1- 1			
0- 0	0- 0	0- 0	NEUTRAL	0- 0	0- 0	0- 0			

RPI	S	Opponent	Score	RPI	S	Opponent	Score	RPI	S	Opponent	Score	RPI	S	Opponent	Score	Team's RPI: 257
28	H	Cal i forn i a	41 79	56	A	Gonzaga	44 71	121	A	BYU	47 65	148	H	Loyol a Marymount	51 65	
43	H	Southern Cal i forn i a	43 64	56	H	Gonzaga	51 63	161	H	San Franci sco	54 58	163	A	Nevada	41 52	
				89	A	Saint Mary's (CA)	46 59	184	A	Northwestern	47 57	197	H	UC Santa Barbara	68 63	
								205	H	San Di ego	59 50	223	A	Pepperdi ne	55 56	
								223	H	Pepperdi ne	54 50	237	A	San Di ego St.	48 34	
								250	H	San Jose St.	66 71	263	A	Grand Canyon	38 39	
								299	A	Portl and	50 43	301	H	Cal St. Fullerton	69 73	
								320	A	Ill. -Chi cago	45 36					
LAST 12 Divi s i on I GAMES:																
223	H	Pepperdi ne	54 50	299	A	Portl and	50 43									
205	H	San Di ego	59 50	148	H	Loyol a Marymount	51 65									
56	A	Gonzaga	44 71	56	H	Gonzaga	51 63									
161	H	San Franci sco	54 58	223	A	Pepperdi ne	55 56									
121	A	BYU	47 65	263	A	Grand Canyon	38 39									
89	A	Saint Mary's (CA)	46 59	163	A	Nevada	41 52									

Non-Div I Games: Menlo 104 61

Santa Clara

Average RPI Win:	321	WON-LOST	WINNING	LAST 10	STRENGTH OF	OPP. STRENGTH	TEAM	ADJ.	CONF.	ADJ CONF.
Average RPI Loss:	210	RECORD	PCT. RANK	GAMES	SCHEDULE	OF SCHEDULE	RPI	RPI	RPI	RPI
DIV. I ONLY	1- 16	341	0- 10	329	224	346	346	31	31	
DIV. I NON-CONF.	1- 9	318	0- 5	273	152	316	316	30	30	

TOTALS	RPI 1-25	RPI 26-50	W-L RECORDS	RPI 51-100	RPI 101-999	RPI 201+				
1- 16	0- 1	0- 1	OVERALL	0- 0	1- 14	1- 9				
0- 4	0- 0	0- 0	HOME	0- 0	0- 4	0- 3				
1- 9	0- 1	0- 1	AWAY	0- 0	1- 7	1- 5				
0- 3	0- 0	0- 0	NEUTRAL	0- 0	0- 3	0- 1				
1- 9	0- 1	0- 1	NON-CONFERENCE	0- 0	1- 7	1- 3				
0- 0	0- 0	0- 0	HOME	0- 0	0- 0	0- 0				
1- 6	0- 1	0- 1	AWAY	0- 0	1- 4	1- 2				
0- 3	0- 0	0- 0	NEUTRAL	0- 0	0- 3	0- 1				
0- 7	0- 0	0- 0	CONFERENCE	0- 0	0- 7	0- 6				
0- 4	0- 0	0- 0	HOME	0- 0	0- 4	0- 3				
0- 3	0- 0	0- 0	AWAY	0- 0	0- 3	0- 3				
0- 0	0- 0	0- 0	NEUTRAL	0- 0	0- 0	0- 0				

RPI 1-25				RPI 26-50				RPI 51-100				RPI 101+ Team's RPI: 346			
RPI	S	Opponent	Score	RPI	S	Opponent	Score	RPI	S	Opponent	Score	RPI	S	Opponent	Score
20	A	South Carolina	38 99	42	A	Oregon St.	36 84					114	A	Jacksonville	46 74
												179	N	Florida	40 90
												189	A	Wisconsin	24 82
												193	N	Providence	48 78
												198	H	Hampton	53 81
												203	H	Norfolk St.	58 78
												226	N	Richmond	63 100
												230	A	East Carolina	37 103
												251	H	Howard	59 87
												287	A	Morgan St.	67 73
												298	H	UMES	56 68
												303	A	Coppin St.	57 66
												310	A	Delaware St.	79 93
												311	A	Alabama St.	61 81
												321	A	Ga. Southern	71 67

LAST 12 Division I GAMES:															
310	A	Delaware St.	79 93	303	A	Coppin St.	57 66								
203	H	Norfolk St.	58 78	114	A	Jacksonville	46 74								
198	H	Hampton	53 81	230	A	East Carolina	37 103								
251	H	Howard	59 87	20	A	South Carolina	38 99								
298	H	UMES	56 68	42	A	Oregon St.	36 84								
287	A	Morgan St.	67 73	189	A	Wisconsin	24 82								

Non-Div I Games: LaGrange 86 44

Savannah St.

Average RPI Win: 231
Average RPI Loss: 166

WON-LOST
RECORD

WINNING
PCT. RANK

LAST 10
GAMES

STRENGTH OF
SCHEDULE

OPP. STRENGTH
OF SCHEDULE

TEAM
RPI

ADJ.
RPI

CONF.
RPI

ADJ CONF.
RPI

DIV. I ONLY	10- 11	188	4- 6	225	243	213	213	30	30
DIV. I NON-CONF.	6- 9	214	2- 4	142	186	199	199	31	31
TOTALS	RPI 1-25	RPI 26-50	W-L RECORDS	RPI 51-100	RPI 101-999	RPI 201+			
10- 11	0- 0	0- 1	OVERALL	0- 1	10- 9	7- 4			
4- 6	0- 0	0- 0	HOME	0- 1	4- 5	3- 1			
6- 5	0- 0	0- 1	AWAY	0- 0	6- 4	4- 3			
0- 0	0- 0	0- 0	NEUTRAL	0- 0	0- 0	0- 0			
6- 9	0- 0	0- 1	NON-CONFERENCE	0- 1	6- 7	3- 2			
2- 6	0- 0	0- 0	HOME	0- 1	2- 5	1- 1			
4- 3	0- 0	0- 1	AWAY	0- 0	4- 2	2- 1			
0- 0	0- 0	0- 0	NEUTRAL	0- 0	0- 0	0- 0			
4- 2	0- 0	0- 0	CONFERENCE	0- 0	4- 2	4- 2			
2- 0	0- 0	0- 0	HOME	0- 0	2- 0	2- 0			
2- 2	0- 0	0- 0	AWAY	0- 0	2- 2	2- 2			
0- 0	0- 0	0- 0	NEUTRAL	0- 0	0- 0	0- 0			

RPI 1-25	RPI 26-50	RPI 51-100	RPI 101+	Team's RPI: 213
RPI S Opponent Score	RPI S Opponent Score	RPI S Opponent Score	RPI S Opponent Score	
	28 A Cal i forni a 67 87	58 H UC Davi s 53 79	133 H Portland St. 91 77	
			135 A Washi ngton 76 84	
			142 H Idaho St. 69 74	
			152 H Paci fic 73 85	
			157 A Idaho 68 60	
			163 H Nevada 65 74	
			176 H UC Irvi ne 79 84	
			197 A UC Santa Barbara 77 71	
			205 H San Di ego 80 73	
			219 A CSUN 62 67	
			223 A Pepperdi ne 65 62	
			232 A Montana 78 64	
			246 H Hawai i 58 73	
			248 H New Mexico St. 69 59	
			249 A CSU Bakersfi el d 68 75	
			253 A UMKC 62 58	
			263 A Grand Canyon 63 74	
			319 H UTRGV 64 56	
			340 A Chi cago St. 63 56	
LAST 12 Division I GAMES:				
	249 A CSU Bakersfi el d 68 75	219 A CSUN 62 67		
	319 H UTRGV 64 56	176 H UC Irvi ne 79 84		
	248 H New Mexico St. 69 59	135 A Washi ngton 76 84		
	253 A UMKC 62 58	152 H Paci fic 73 85		
	340 A Chi cago St. 63 56	157 A Idaho 68 60		
	263 A Grand Canyon 63 74	232 A Montana 78 64		

Non-Div I Games:

Seattle U

Average RPI Win:	193	WON-LOST	WINNING	LAST 10	STRENGTH OF	OPP. STRENGTH	TEAM	ADJ.	CONF.	ADJ CONF.
Average RPI Loss:	36	RECORD	PCT. RANK	GAMES	SCHEDULE	OF SCHEDULE	RPI	RPI	RPI	RPI
DIV. I ONLY	13- 8	105	5- 5	97	54	93	93	6	6	
DIV. I NON-CONF.	8- 3	65	1- 1	141	140	91	91	5	5	

TOTALS	RPI 1-25	RPI 26-50	W-L RECORDS	RPI 51-100	RPI 101-999	RPI 201+				
13- 8	0- 4	1- 2	OVERALL	0- 2	12- 0	4- 0				
9- 4	0- 2	1- 1	HOME	0- 1	8- 0	4- 0				
4- 4	0- 2	0- 1	AWAY	0- 1	4- 0	0- 0				
0- 0	0- 0	0- 0	NEUTRAL	0- 0	0- 0	0- 0				
8- 3	0- 2	0- 0	NON-CONFERENCE	0- 1	8- 0	4- 0				
6- 2	0- 1	0- 0	HOME	0- 1	6- 0	4- 0				
2- 1	0- 1	0- 0	AWAY	0- 0	2- 0	0- 0				
0- 0	0- 0	0- 0	NEUTRAL	0- 0	0- 0	0- 0				
5- 5	0- 2	1- 2	CONFERENCE	0- 1	4- 0	0- 0				
3- 2	0- 1	1- 1	HOME	0- 0	2- 0	0- 0				
2- 3	0- 1	0- 1	AWAY	0- 1	2- 0	0- 0				
0- 0	0- 0	0- 0	NEUTRAL	0- 0	0- 0	0- 0				

RPI 1-25				RPI 26-50				RPI 51-100				Team's RPI: 93	RPI 101+			
RPI	S	Opponent	Score	RPI	S	Opponent	Score	RPI	S	Opponent	Score		RPI	S	Opponent	Score
9	H	UCLA	68 77	29	A	DePaul	66 89	51	H	Princeton	83 85		107	A	Wake Forest	67 57
17	A	Rutgers	45 70	39	H	St. John's (NY)	62 57	90	A	Butler	48 66		132	H	Georgetown	70 65
19	A	Marquette	84 97	45	H	Creighton	51 68						158	H	Jacksonville St.	73 54
24	H	Villanova	59 67										173	A	Xavier	62 51
													177	H	Marist	85 60
													183	A	Boston College	73 53
													193	A	Providence	65 56
													193	H	Providence	65 56
													259	H	Fairfield	80 61
													269	H	Rider	85 49
													285	H	St. Francis Brooklyn	84 50
													337	H	Saint Peter's	91 49

LAST 12 Division I GAMES:																
193	A	Providence	65 56	193	H	Providence	65 56									
39	H	St. John's (NY)	62 57	45	H	Creighton	51 68									
132	H	Georgetown	70 65	19	A	Marquette	84 97									
24	H	Villanova	59 67	29	A	DePaul	66 89									
173	A	Xavier	62 51	259	H	Fairfield	80 61									
90	A	Butler	48 66	9	H	UCLA	68 77									

Non-Div I Games:

Seton Hall

S
i
e
n
a

Siena				Through Games Of Jan. 27, 2018							
Average RPI	Win:	259	WON-LOST	WINNING	LAST 10	STRENGTH OF	OPP. STRENGTH	TEAM	ADJ.	CONF.	ADJ CONF.
Average RPI	Loss:	120	RECORD	PCT. RANK	GAMES	SCHEDULE	OF SCHEDULE	RPI	RPI	RPI	RPI
DIV. I ONLY			11- 10	163	6- 4	258	180	195	195	27	27
DIV. I NON-CONF.			5- 6	187	1- 1	83	109	130	130	25	25

TOTALS		RPI 1-25		RPI 26-50		W-L RECORDS		RPI 51-100	RPI 101-999	RPI 201+	
11- 10		0- 1		0- 1		OVERALL		0- 4	11- 4	10- 3	
7- 3		0- 0		0- 1		HOME		0- 1	7- 1	6- 1	
4- 7		0- 1		0- 0		AWAY		0- 3	4- 3	4- 2	
0- 0		0- 0		0- 0		NEUTRAL		0- 0	0- 0	0- 0	
5- 6		0- 1		0- 1		NON-CONFERENCE		0- 3	5- 1	5- 0	
3- 2		0- 0		0- 1		HOME		0- 1	3- 0	3- 0	
2- 4		0- 1		0- 0		AWAY		0- 2	2- 1	2- 0	
0- 0		0- 0		0- 0		NEUTRAL		0- 0	0- 0	0- 0	
6- 4		0- 0		0- 0		CONFERENCE		0- 1	6- 3	5- 3	
4- 1		0- 0		0- 0		HOME		0- 0	4- 1	3- 1	
2- 3		0- 0		0- 0		AWAY		0- 1	2- 2	2- 2	
0- 0		0- 0		0- 0		NEUTRAL		0- 0	0- 0	0- 0	

S
i
e
n
a

RPI 1-25				RPI 26-50				RPI 51-100				RPI 101+ Team's RPI: 195			
RPI	S	Opponent	Score	RPI	S	Opponent	Score	RPI	S	Opponent	Score	RPI	S	Opponent	Score
17	A	Rutgers	47 59	33	H	FGCU	50 63	59	A	Qui nni pi ac	54 68	153	A	Hartford	62 71
								67	A	Harvard	67 75	177	H	Marist	58 53
								68	H	Al bany (NY)	63 78	214	A	Hofstra	70 60
								80	A	Penn St.	72 86	216	A	Ni agara	50 65
												216	H	Ni agara	68 73
												235	H	St. Bonaventure	70 62
												238	H	Manhattan	56 51
												247	H	Sacred Heart	62 57
												251	H	Howard	72 61
												259	H	Fai rfi el d	51 40
												269	A	Ri der	71 67
												271	A	Col gate	73 70
												291	A	Can i si us	57 65
												343	A	I ona	70 48
												343	H	I ona	64 51

LAST 12 Di vi si on I GAMES:															
238	H	Manhattan	56 51	216	H	Ni agara	68 73								
259	H	Fairfi el d	51 40	343	H	I ona	64 51								
343	A	I ona	70 48	269	A	Ri der	71 67								
177	H	Marist	58 53	59	A	Qui nni pi ac	54 68								
216	A	Ni agara	50 65	153	A	Hartford	62 71								
291	A	Can i si us	57 65	247	H	Sacred Heart	62 57								

Non-Di v I Games:

Siena

Average RPI Win:	225	WON-LOST	WINNING	LAST 10	STRENGTH OF	OPP. STRENGTH	TEAM	ADJ.	CONF.	ADJ CONF.
Average RPI Loss:	95	RECORD	PCT. RANK	GAMES	SCHEDULE	OF SCHEDULE	RPI	RPI	RPI	RPI

DIV. I ONLY	14- 5	59	8- 2	168	219	91	91	23	23
DIV. I NON-CONF.	6- 4	122	2- 1	41	162	61	61	23	23
TOTALS	RPI 1-25	RPI 26-50	W-L RECORDS	RPI 51-100	RPI 101-999	RPI 201+			
14- 5	0- 1	0- 0	OVERALL	2- 2	12- 2	8- 0			
8- 2	0- 0	0- 0	HOME	1- 1	7- 1	5- 0			
6- 3	0- 1	0- 0	AWAY	1- 1	5- 1	3- 0			
0- 0	0- 0	0- 0	NEUTRAL	0- 0	0- 0	0- 0			
6- 4	0- 1	0- 0	NON-CONFERENCE	2- 2	4- 1	1- 0			
3- 2	0- 0	0- 0	HOME	1- 1	2- 1	0- 0			
3- 2	0- 1	0- 0	AWAY	1- 1	2- 0	1- 0			
0- 0	0- 0	0- 0	NEUTRAL	0- 0	0- 0	0- 0			
8- 1	0- 0	0- 0	CONFERENCE	0- 0	8- 1	7- 0			
5- 0	0- 0	0- 0	HOME	0- 0	5- 0	5- 0			
3- 1	0- 0	0- 0	AWAY	0- 0	3- 1	2- 0			
0- 0	0- 0	0- 0	NEUTRAL	0- 0	0- 0	0- 0			

RPI S Opponent Score	RPI S Opponent Score	RPI S Opponent Score	RPI S Opponent Score
18 A NC State 50 71		84 H UAB 66 78	114 H Jacksonville 58 60
		86 A North Carolina 85 84	159 A Louisiana 72 57
		94 H Central Ark. 64 43	160 A Texas St. 63 78
		98 A Ole Miss 59 66	167 A Southern Miss. 78 57
			186 H New Orleans 67 45
			194 H Southern U. 69 65
			208 A UT Arlington 76 63
			218 H Troy 79 68
			272 H Appalachian St. 54 52
			283 H Coastal Caro. 68 62
			311 A Alabama St. 59 47
			312 H Georgia St. 88 52
			321 H Ga. Southern 79 52
			333 A La.-Monroe 67 60
LAST 12 Division I GAMES:			
333 A La.-Monroe 67 60	160 A Texas St. 63 78		
159 A Louisiana 72 57	321 H Ga. Southern 79 52		
272 H Appalachian St. 54 52	312 H Georgia St. 88 52		
283 H Coastal Caro. 68 62	84 H UAB 66 78		
218 H Troy 79 68	94 H Central Ark. 64 43		
208 A UT Arlington 76 63	194 H Southern U. 69 65		

Non-Div I Games: Ga. Southwestern 73 42

South Ala.

Average RPI Win:	143	WON-LOST	WINNING	LAST 10	STRENGTH OF	OPP. STRENGTH	TEAM	ADJ.	CONF.	ADJ CONF.
Average RPI Loss:	7	RECORD	PCT. RANK	GAMES	SCHEDULE	OF SCHEDULE	RPI	RPI	RPI	RPI
DIV. I ONLY	17- 3	14	8- 2	79	4	20	20	2	2	
DIV. I NON-CONF.	11- 1	13	4- 0	161	21	27	27	2	2	

TOTALS	RPI 1-25	RPI 26-50	W-L RECORDS	RPI 51-100	RPI 101-999	RPI 201+				
17- 3	4- 3	1- 0	OVERALL	2- 0	10- 0	5- 0				
9- 1	2- 1	0- 0	HOME	1- 0	6- 0	5- 0				
6- 1	1- 1	0- 0	AWAY	1- 0	4- 0	0- 0				
2- 1	1- 1	1- 0	NEUTRAL	0- 0	0- 0	0- 0				
11- 1	3- 1	1- 0	NON-CONFERENCE	0- 0	7- 0	5- 0				
6- 0	1- 0	0- 0	HOME	0- 0	5- 0	5- 0				
3- 0	1- 0	0- 0	AWAY	0- 0	2- 0	0- 0				
2- 1	1- 1	1- 0	NEUTRAL	0- 0	0- 0	0- 0				
6- 2	1- 2	0- 0	CONFERENCE	2- 0	3- 0	0- 0				
3- 1	1- 1	0- 0	HOME	1- 0	1- 0	0- 0				
3- 1	0- 1	0- 0	AWAY	1- 0	2- 0	0- 0				
0- 0	0- 0	0- 0	NEUTRAL	0- 0	0- 0	0- 0				

RPI	S	Opponent	Score	RPI	S	Opponent	Score	RPI	S	Opponent	Score	RPI	S	Opponent	Score
2	N	Notre Dame	85 92	39	N	St. John's (NY)	76 58	85	H	Arkansas	90 42	104	H	Auburn	71 63
8	H	Tennessee	70 86					98	A	Ole Miss	88 62	105	A	Kentucky	81 64
12	A	Missouri	74 83									113	A	Clemson	66 36
13	H	Texas A&M	61 59									129	A	Vanderbilt	95 82
14	H	Duke	72 52									174	A	Temple	87 60
17	N	Rutgers	78 68									256	H	Col. of Charleston	69 43
23	A	Maryland	94 86									282	H	Wofford	94 60

LAST 12 Division I GAMES:															
85	H	Arkansas	90 42	98	A	Ole Miss	88 62	13	H	Texas A&M	61 59	174	A	Temple	87 60
105	A	Kentucky	81 64					346	H	Savannah St.	99 38				
129	A	Vanderbilt	95 82					256	H	Col. of Charleston	69 43				
8	H	Tennessee	70 86					14	H	Duke	72 52				
104	H	Auburn	71 63												
12	A	Missouri	74 83												

Non-Div I Games:

South Carolina

Average RPI Win:	297	WON-LOST	WINNING	LAST 10	STRENGTH OF	OPP. STRENGTH	TEAM	ADJ.	CONF.	ADJ CONF.
Average RPI Loss:	216	RECORD	PCT. RANK	GAMES	SCHEDULE	OF SCHEDULE	RPI	RPI	RPI	RPI
DIV. I ONLY	5- 12	280	2- 7	347	235	331	331	31	31	
DIV. I NON-CONF.	3- 7	254	1- 3	346	177	334	334	30	30	

TOTALS	RPI 1-25	RPI 26-50	W-L RECORDS	RPI 51-100	RPI 101-999	RPI 201+				
5- 12	0- 0	0- 0	OVERALL	0- 2	5- 10	4- 7				
3- 3	0- 0	0- 0	HOME	0- 0	3- 3	2- 3				
2- 9	0- 0	0- 0	AWAY	0- 0	2- 1	2- 1				
0- 0	0- 0	0- 0	NEUTRAL	0- 0	0- 0	0- 0				
3- 7	0- 0	0- 0	NON-CONFERENCE	0- 2	3- 5	3- 3				
1- 1	0- 0	0- 0	HOME	0- 0	1- 1	1- 1				
2- 6	0- 0	0- 0	AWAY	0- 2	2- 4	2- 2				
0- 0	0- 0	0- 0	NEUTRAL	0- 0	0- 0	0- 0				
2- 5	0- 0	0- 0	CONFERENCE	0- 0	2- 5	1- 4				
2- 2	0- 0	0- 0	HOME	0- 0	2- 2	1- 2				
0- 3	0- 0	0- 0	AWAY	0- 0	0- 3	0- 2				
0- 0	0- 0	0- 0	NEUTRAL	0- 0	0- 0	0- 0				

RPI 1-25				RPI 26-50				RPI 51-100				RPI 101+				Team's RPI: 331	
RPI	S	Opponent	Score	RPI	S	Opponent	Score	RPI	S	Opponent	Score	RPI	S	Opponent	Score		
								64	A	Georgia Tech	40	86	113	A	Clemson	48	56
								65	A	Mercer	53	74	168	A	Bethune-Cookman	50	68
												170	A	Charlotte	49	64	
												198	H	Hampton	78	70	
												203	H	Norfolk St.	67	71	
												251	H	Howard	58	68	
												298	H	UMES	54	51	
												303	A	Coppin St.	39	56	
												305	A	USC Upstate	44	63	
												310	A	Delaware St.	44	58	
												318	H	Western Caro.	75	45	
												321	H	Ga. Southern	58	61	
												324	A	Old Dominion	35	52	
												329	A	Charleston So.	60	58	
												341	A	Winthrop	65	37	

LAST 12 Division I GAMES:																	
303	A	Coppin St.	39	56	168	A	Bethune-Cookman	50	68								
198	H	Hampton	78	70	324	A	Old Dominion	35	52								
203	H	Norfolk St.	67	71	170	A	Charlotte	49	64								
298	H	UMES	54	51	65	A	Mercer	53	74								
251	H	Howard	58	68	318	H	Western Caro.	75	45								
310	A	Delaware St.	44	58	329	A	Charleston So.	60	58								

Non-Div I Games: Johnson & Wales (NC) 40 Columbia Int'l 82 38

South Carolina St.

Average RPI Win:	197	WON-LOST	WINNING	LAST 10	STRENGTH OF	OPP. STRENGTH	TEAM	ADJ.	CONF.	ADJ CONF.
Average RPI Loss:	95	RECORD	PCT. RANK	GAMES	SCHEDULE	OF SCHEDULE	RPI	RPI	RPI	RPI

DIV. I ONLY	15- 5	49	9- 0	160	133	75	75	14	14
DIV. I NON-CONF.	7- 5	132	2- 1	201	59	132	132	16	16

TOTALS	RPI 1-25	RPI 26-50	W-L RECORDS	RPI 51-100	RPI 101-999	RPI 201+
15- 5	0- 1	2- 0	OVERALL	0- 1	13- 3	7- 0
7- 1	0- 0	1- 0	HOME	0- 0	6- 1	4- 0
7- 2	0- 0	1- 0	AWAY	0- 0	6- 2	2- 0
1- 2	0- 1	0- 0	NEUTRAL	0- 1	1- 0	1- 0
7- 5	0- 1	1- 0	NON-CONFERENCE	0- 1	6- 3	4- 0
4- 1	0- 0	1- 0	HOME	0- 0	3- 1	2- 0
2- 2	0- 0	0- 0	AWAY	0- 0	2- 2	1- 0
1- 2	0- 1	0- 0	NEUTRAL	0- 1	1- 0	1- 0
8- 0	0- 0	1- 0	CONFERENCE	0- 0	7- 0	3- 0
3- 0	0- 0	0- 0	HOME	0- 0	3- 0	2- 0
5- 0	0- 0	1- 0	AWAY	0- 0	4- 0	1- 0
0- 0	0- 0	0- 0	NEUTRAL	0- 0	0- 0	0- 0

RPI 1-25	RPI 26-50	RPI 51-100	Team's RPI: 75	RPI 101+
RPI S Opponent Score	RPI S Opponent Score	RPI S Opponent Score		RPI S Opponent Score
8 N Tennessee 49 69	40 A South Dakota St. 67 61	61 N Oklahoma St. 68 76		115 A SFA 55 77
	45 H Creighton 73 68			118 A Western Ill. 82 58
				126 A Iowa St. 76 81
				136 A Wichita St. 62 48
				156 H North Dakota 76 71
				165 H Tulsa 61 64
				188 A Oral Roberts 73 68
				201 A Denver 82 60
				201 H Denver 79 51
				236 H Omaha 70 46
				244 H UC Riverside 75 66
				249 H CSU Bakersfield 66 50
				267 N Indiana St. 71 59
				270 A North Dakota St. 82 67
				300 A Incarnate Word 81 51
				304 H Fort Wayne 85 43
LAST 12 Division I GAMES:				
201 A Denver 82 60	270 A North Dakota St. 82 67			
40 A South Dakota St. 67 61	201 H Denver 79 51			
236 H Omaha 70 46	156 H North Dakota 76 71			
188 A Oral Roberts 73 68	244 H UC Riverside 75 66			
304 H Fort Wayne 85 43	165 H Tulsa 61 64			
118 A Western Ill. 82 58	249 H CSU Bakersfield 66 50			

Non-Div I Games: Mt. Marty 87 25 Bellevue 89 32

South Dakota

Average RPI Win:	168	WON-LOST	WINNING	LAST 10	STRENGTH OF	OPP. STRENGTH	TEAM	ADJ.	CONF.	ADJ CONF.
Average RPI Loss:	35	RECORD	PCT. RANK	GAMES	SCHEDULE	OF SCHEDULE	RPI	RPI	RPI	RPI
DIV. I ONLY	16- 5	38	7- 2	71	69	40	40	14	14	
DIV. I NON-CONF.	10- 4	73	2- 2	54	5	30	30	16	16	

TOTALS	RPI 1-25	RPI 26-50	W-L RECORDS	RPI 51-100	RPI 101-999	RPI 201+				
16- 5	1- 2	1- 2	OVERALL	0- 1	14- 0	4- 0				
10- 2	0- 1	1- 0	HOME	0- 1	9- 0	4- 0				
4- 3	0- 1	0- 2	AWAY	0- 0	4- 0	0- 0				
2- 0	1- 0	0- 0	NEUTRAL	0- 0	1- 0	0- 0				
10- 4	1- 2	1- 2	NON-CONFERENCE	0- 0	8- 0	1- 0				
6- 1	0- 1	1- 0	HOME	0- 0	5- 0	1- 0				
2- 3	0- 1	0- 2	AWAY	0- 0	2- 0	0- 0				
2- 0	1- 0	0- 0	NEUTRAL	0- 0	1- 0	0- 0				
6- 1	0- 0	0- 0	CONFERENCE	0- 1	6- 0	3- 0				
4- 1	0- 0	0- 0	HOME	0- 1	4- 0	3- 0				
2- 0	0- 0	0- 0	AWAY	0- 0	2- 0	0- 0				
0- 0	0- 0	0- 0	NEUTRAL	0- 0	0- 0	0- 0				

RPI 1-25				RPI 26-50				Team's RPI: 40				RPI 51-100				RPI 101+			
RPI	S	Opponent	Score	RPI	S	Opponent	Score	RPI	S	Opponent	Score	RPI	S	Opponent	Score	RPI	S	Opponent	Score
5	H	Louisville	64 68	33	A	FGCU	78 87	75	H	South Dakota	61 67	108	A	Drake	85 78				
16	A	Green Bay	41 55	37	H	Oklahoma	67 61					112	A	George Washington	97 88				
18	N	NC State	75 67	45	A	Creighton	65 72					118	H	Western Ill.	84 48				
												136	H	Wichita St.	96 64				
												140	H	Bowling Green	76 44				
												155	H	UNI	57 47				
												156	H	North Dakota	66 52				
												170	N	Charlotte	71 70				
												188	A	Oral Roberts	77 70				
												201	A	Denver	69 58				
												236	H	Omaha	89 64				
												270	H	North Dakota St.	83 63				
												304	H	Fort Wayne	105 49				
												342	H	NJIT	92 48				

LAST 12 Division I GAMES:																			
304	H	Fort Wayne	105 49	236	H	Omaha	89 64	33	A	FGCU	78 87	136	H	Wichita St.	96 64	108	A	Drake	85 78
75	H	South Dakota	61 67	45	A	Creighton	65 72	140	H	Bowling Green	76 44								
118	H	Western Ill.	84 48																
188	A	Oral Roberts	77 70																
201	A	Denver	69 58																
270	H	North Dakota St.	83 63																

Non-Div I Games: Dakota Wesleyan 76 63

South Dakota St.

Average RPI Win: 139		WON-LOST RECORD	WINNING PCT. RANK	LAST 10 GAMES	STRENGTH OF SCHEDULE	OPP. STRENGTH OF SCHEDULE	TEAM RPI	ADJ. RPI	CONF. RPI	ADJ. CONF. RPI
Average RPI Loss: 43										
DIV. I ONLY		15- 5	49	7- 3	56	10	30	30	8	8
DIV. I NON-CONF.		10- 3	51	3- 2	87	4	33	33	7	7
TOTALS		RPI 1-25	RPI 26-50	W-L RECORDS		RPI 51-100	RPI 101-999	RPI 201+		
15- 5	0- 2		3- 2	OVERALL		4- 0	8- 1	3- 0		
7- 1	0- 1		2- 0	HOME		2- 0	3- 0	2- 0		
5- 2	0- 0		0- 1	AWAY		0- 0	5- 1	1- 0		
3- 2	0- 1		1- 1	NEUTRAL		2- 0	0- 0	0- 0		
10- 3	0- 1		2- 2	NON-CONFERENCE		3- 0	5- 0	3- 0		
5- 0	0- 0		1- 0	HOME		1- 0	3- 0	2- 0		
2- 1	0- 0		0- 1	AWAY		0- 0	2- 0	1- 0		
3- 2	0- 1		1- 1	NEUTRAL		2- 0	0- 0	0- 0		
5- 2	0- 1		1- 0	CONFERENCE		1- 0	3- 1	0- 0		
2- 1	0- 1		1- 0	HOME		1- 0	0- 0	0- 0		
3- 1	0- 0		0- 0	AWAY		0- 0	3- 1	0- 0		
0- 0	0- 0		0- 0	NEUTRAL		0- 0	0- 0	0- 0		

RPI 1-25				RPI 26-50				RPI 51-100				RPI 101+			
RPI	S	Opponent	Score	RPI	S	Opponent	Score	RPI	S	Opponent	Score	RPI	S	Opponent	Score
1	H	UConn	49 100	37	A	Oklahoma	74 79	53	N	Dayton	93 87	112	A	George Washington	83 78
2	N	Notre Dame	66 76	38	N	Michigan St.	73 83	78	N	Washington St.	82 45	136	A	Wichita St.	56 64
				39	N	St. John's (NY)	68 59	90	H	Butler	71 55	166	A	Cincinnati	69 46
				44	H	LSU	61 55	97	H	Tulane	75 46	174	A	Temple	89 73
				50	H	UCF	62 45					181	A	Memphis	81 62
												194	H	Southern U.	108 48
												209	H	Arkansas St.	98 55
												273	A	FIU	82 52
												327	H	Houston Baptist	90 43
LAST 12 Division I GAMES:															
				136	A	Wichita St.	56 64	97	H	Tulane	75 46				
				181	A	Memphis	81 62	38	N	Michigan St.	73 83				
				50	H	UCF	62 45	53	N	Dayton	93 87				
				174	A	Temple	89 73	273	A	FIU	82 52				
				1	H	UConn	49 100	194	H	Southern U.	108 48				
				166	A	Cincinnati	69 46	37	A	Oklahoma	74 79				

Non-Div I Games:

South Fla.

Average RPI	Win: 292	WON-LOST	WINNING	LAST 10	STRENGTH OF	OPP. STRENGTH	TEAM	ADJ.	CONF.	ADJ CONF.
Average RPI	Loss: 126	RECORD	PCT. RANK	GAMES	SCHEDULE	OF SCHEDULE	RPI	RPI	RPI	RPI
DIV. I ONLY	8- 12	234	5- 5	144	315	202	202	25	25	
DIV. I NON-CONF.	3- 7	254	1- 1	26	239	160	160	27	27	

TOTALS	RPI 1-25	RPI 26-50	W-L RECORDS	RPI 51-100	RPI 101-999	RPI 201+				
8- 12	0- 1	0- 1	OVERALL	0- 2	8- 8	7- 2				
4- 3	0- 0	0- 0	HOME	0- 1	4- 2	4- 1				
3- 9	0- 0	0- 0	AWAY	0- 1	3- 0	3- 0				
1- 0	0- 0	0- 0	NEUTRAL	0- 0	1- 0	0- 0				
3- 7	0- 1	0- 1	NON-CONFERENCE	0- 1	3- 4	2- 0				
2- 1	0- 0	0- 0	HOME	0- 0	2- 1	2- 0				
0- 6	0- 1	0- 1	AWAY	0- 1	0- 3	0- 0				
1- 0	0- 0	0- 0	NEUTRAL	0- 0	1- 0	0- 0				
5- 5	0- 0	0- 0	CONFERENCE	0- 1	5- 4	5- 2				
2- 2	0- 0	0- 0	HOME	0- 1	2- 1	2- 1				
3- 3	0- 0	0- 0	AWAY	0- 0	3- 3	3- 1				
0- 0	0- 0	0- 0	NEUTRAL	0- 0	0- 0	0- 0				

RPI 1-25				RPI 26-50				RPI 51-100				RPI 101+ Team's RPI: 202			
RPI	S	Opponent	Score	RPI	S	Opponent	Score	RPI	S	Opponent	Score	RPI	S	Opponent	Score
5	A	Louisville	40 80	32	A	Ball St.	56 69	77	H	Belmont	57 67	118	A	Western Ill.	59 87
								96	A	George Mason	38 57	124	A	Kansas	50 51
												134	A	SIUE	57 65
												145	H	Southern Ill.	74 79
												146	N	Saint Francis (PA)	82 50
												158	A	Jacksonville St.	48 55
												166	A	Cincinnati	52 65
												217	H	Morehead St.	56 59
												233	H	Bradley	57 53
												240	A	Austin Peay	65 66
												293	H	Eastern Ky.	69 55
												294	A	Murray St.	85 74
												332	A	Tennessee Tech	70 66
												344	A	Eastern Ill.	77 54
												345	H	Tennessee St.	71 66
												347	H	Evansville	74 65

LAST 12 Division I GAMES:															
158	A	Jacksonville St.	48 55	240	A	Austin Peay	65 66								
332	A	Tennessee Tech	70 66	294	A	Murray St.	85 74								
344	A	Eastern Ill.	77 54	345	H	Tennessee St.	71 66								
134	A	SIUE	57 65	77	H	Belmont	57 67								
293	H	Eastern Ky.	69 55	347	H	Evansville	74 65								
217	H	Morehead St.	56 59	124	A	Kansas	50 51								

Non-Div I Games: Evangel 72 60 Missouri Valley 69 34

Southeast Mo. St.

Average RPI Win:	273	WON-LOST	WINNING	LAST 10	STRENGTH OF	OPP. STRENGTH	TEAM	ADJ.	CONF.	ADJ CONF.
Average RPI Loss:	179	RECORD	PCT. RANK	GAMES	SCHEDULE	OF SCHEDULE	RPI	RPI	RPI	RPI
DIV. I ONLY	4- 16	307	3- 7	260	295	297	297	26	26	
DIV. I NON-CONF.	1- 10	327	0- 3	179	233	295	295	26	26	

TOTALS	RPI 1-25	RPI 26-50	W-L RECORDS	RPI 51-100	RPI 101-999	RPI 201+				
4- 16	0- 0	0- 1	OVERALL	0- 2	4- 13	3- 7				
1- 6	0- 0	0- 0	HOME	0- 0	1- 6	1- 4				
3- 9	0- 0	0- 1	AWAY	0- 2	3- 6	2- 3				
0- 1	0- 0	0- 0	NEUTRAL	0- 0	0- 1	0- 0				
1- 10	0- 0	0- 1	NON-CONFERENCE	0- 1	1- 8	0- 4				
0- 3	0- 0	0- 0	HOME	0- 0	0- 3	0- 2				
1- 6	0- 0	0- 1	AWAY	0- 1	1- 4	0- 2				
0- 1	0- 0	0- 0	NEUTRAL	0- 0	0- 1	0- 0				
3- 6	0- 0	0- 0	CONFERENCE	0- 1	3- 5	3- 3				
1- 3	0- 0	0- 0	HOME	0- 0	1- 3	1- 2				
2- 3	0- 0	0- 0	AWAY	0- 1	2- 2	2- 1				
0- 0	0- 0	0- 0	NEUTRAL	0- 0	0- 0	0- 0				

RPI	S	Opponent	Score	RPI	S	Opponent	Score	RPI	S	Opponent	Score	RPI	S	Opponent	Score	Team's RPI: 297
44	A	LSU	56 84	57	A	TCU	62 112	104	A	Auburn	46 80	115	A	SFA	67 79	
				94	A	Central Ark.	47 63	123	N	Kent St.	60 81	139	H	Lamar University	58 75	
								159	H	Louisiana	56 68	166	A	Cincinnati	43 82	
								168	A	Bethune-Cookman	60 58	215	A	Abilene Christian	80 86	
								221	A	Akron	54 66	255	A	Grambling	52 61	
								274	H	Alcorn	77 84	284	A	Nicholls St.	66 57	
								286	H	Alabama A&M	74 76	289	H	McNeese	65 77	
								313	H	Northwestern St.	71 65	322	H	Sam Houston St.	52 57	
								327	A	Houston Baptist	76 61					
LAST 12 Division I GAMES:																
284	A	Nicholls St.	66 57	215	A	Abilene Christian	80 86									
322	H	Sam Houston St.	52 57	94	A	Central Ark.	47 63									
313	H	Northwestern St.	71 65	115	A	SFA	67 79									
327	A	Houston Baptist	76 61	286	H	Alabama A&M	74 76									
289	H	McNeese	65 77	104	A	Auburn	46 80									
139	H	Lamar University	58 75	159	H	Louisiana	56 68									

Non-Div I Games:

Southeastern La.

Average RPI	Win:	175	WON-LOST	WINNING	LAST 10	STRENGTH OF	OPP. STRENGTH	TEAM	ADJ.	CONF.	ADJ CONF.
Average RPI	Loss:	20	RECORD	PCT. RANK	GAMES	SCHEDULE	OF SCHEDULE	RPI	RPI	RPI	RPI
DIV. I ONLY		14- 6	68	5- 5	48	61	43	43	4	4	
DIV. I NON-CONF.		10- 1	16	2- 1	192	244	48	48	3	3	

TOTALS	RPI 1-25		RPI 26-50		W-L RECORDS		RPI 51-100		RPI 101-999		RPI 201+
14- 6	0- 4		2- 2		OVERALL		2- 0		10- 0		6- 0
3- 4	0- 3		1- 1		HOME		0- 0		2- 0		2- 0
8- 2	0- 1		0- 1		AWAY		2- 0		6- 0		4- 0
3- 0	0- 0		1- 0		NEUTRAL		0- 0		2- 0		0- 0
10- 1	0- 1		1- 0		NON-CONFERENCE		0- 0		9- 0		6- 0
2- 1	0- 1		0- 0		HOME		0- 0		2- 0		2- 0
5- 0	0- 0		0- 0		AWAY		0- 0		5- 0		4- 0
3- 0	0- 0		1- 0		NEUTRAL		0- 0		2- 0		0- 0
4- 5	0- 3		1- 2		CONFERENCE		2- 0		1- 0		0- 0
1- 3	0- 2		1- 1		HOME		0- 0		0- 0		0- 0
3- 2	0- 1		0- 1		AWAY		2- 0		1- 0		0- 0
0- 0	0- 0		0- 0		NEUTRAL		0- 0		0- 0		0- 0

RPI 1-25				RPI 26-50				Team's RPI: 43				RPI 51-100				RPI 101+			
RPI	S	Opponent	Score	RPI	S	Opponent	Score	RPI	S	Opponent	Score	RPI	S	Opponent	Score	RPI	S	Opponent	Score
7	H	Oregon	66 70	28	A	Cal i forni a	64 76	78	A	Washi ngton St.	73 72	122	N	Mi ddl e Tenn.	72 57				
13	H	Texas A&M	74 75	28	H	Cal i forni a	59 62	79	A	Utah	58 47	137	A	Col orado	86 51				
21	A	Stanford	65 72	42	H	Oregon St.	65 61					148	A	Loyol a Marymount	80 70				
21	H	Stanford	55 59	49	N	Purdue	58 46					177	N	Mari st	78 57				
												212	H	Montana St.	98 47				
												244	A	UC Ri versi de	64 46				
												246	A	Hawai i	71 60				
												257	A	Santa Cl ara	64 43				
												319	A	UTRGV	71 64				
												336	H	Long Beach St.	75 60				

Average RPI Win:	239	WON-LOST	WINNING	LAST 10	STRENGTH OF	OPP. STRENGTH	TEAM	ADJ.	CONF.	ADJ CONF.
Average RPI Loss:	123	RECORD	PCT. RANK	GAMES	SCHEDULE	OF SCHEDULE	RPI	RPI	RPI	RPI
DIV. I ONLY	11- 8	127	7- 3	177	226	145	145	24	24	
DIV. I NON-CONF.	4- 6	214	0- 3	71	211	138	138	22	22	

TOTALS	RPI 1-25	RPI 26-50	W-L RECORDS	RPI 51-100	RPI 101-999	RPI 201+				
11- 8	0- 0	0- 1	OVERALL	0- 3	11- 4	8- 2				
5- 3	0- 0	0- 1	HOME	0- 0	5- 2	3- 0				
6- 3	0- 0	0- 0	AWAY	0- 0	6- 1	5- 1				
0- 2	0- 0	0- 0	NEUTRAL	0- 2	0- 0	0- 0				
4- 6	0- 0	0- 1	NON-CONFERENCE	0- 3	4- 2	3- 1				
1- 2	0- 0	0- 1	HOME	0- 0	1- 1	1- 0				
3- 2	0- 0	0- 0	AWAY	0- 1	3- 1	2- 1				
0- 2	0- 0	0- 0	NEUTRAL	0- 2	0- 0	0- 0				
7- 2	0- 0	0- 0	CONFERENCE	0- 0	7- 2	5- 1				
4- 1	0- 0	0- 0	HOME	0- 0	4- 1	2- 0				
3- 1	0- 0	0- 0	AWAY	0- 0	3- 1	3- 1				
0- 0	0- 0	0- 0	NEUTRAL	0- 0	0- 0	0- 0				

RPI 1-25				RPI 26-50				RPI 51-100				RPI 101+				Team's RPI: 145	
RPI	S	Opponent	Score	RPI	S	Opponent	Score	RPI	S	Opponent	Score	RPI	S	Opponent	Score		
				46	H	Western Ky.	49 75	66	N	Mi ami (FL)	65 75	108	H	Drake	64 75		
								68	N	Al bany (NY)	57 68	125	H	Missouri St.	71 69		
								84	A	UAB	66 76	134	H	SIUE	53 57		
												155	H	UNI	60 53		
												181	A	Memphi s	68 56		
												202	A	Southeast Mo. St.	79 74		
												217	A	Morehead St.	81 85		
												227	H	UT Martin	84 72		
												233	A	Bradley	63 62		
												260	A	Illinoi s St.	46 49		
												264	H	Valparai so	74 63		
												267	A	Indi ana St.	64 45		
												307	H	Loyol a Chi cago	62 46		
												326	A	Marshall I	64 59		
												347	A	Evansvi lle	74 62		
LAST 12 Division I GAMES:																	
				125	H	Missouri St.	71 69	155	H	UNI	60 53						
				264	H	Valparai so	74 63	267	A	Indi ana St.	64 45						
				307	H	Loyol a Chi cago	62 46	347	A	Evansvi lle	74 62						
				260	A	Illinoi s St.	46 49	66	N	Mi ami (FL)	65 75						
				233	A	Bradley	63 62	68	N	Al bany (NY)	57 68						
				108	H	Drake	64 75	46	H	Western Ky.	49 75						

Non-Div I Games: Martin Methodist 60 50

Southern Ill.

Average RPI Win:	238	WON-LOST	WINNING	LAST 10	STRENGTH OF	OPP. STRENGTH	TEAM	ADJ.	CONF.	ADJ CONF.
Average RPI Loss:	103	RECORD	PCT. RANK	GAMES	SCHEDULE	OF SCHEDULE	RPI	RPI	RPI	RPI
DIV. I ONLY	10- 8	137	4- 5	233	116	167	167	18	18	
DIV. I NON-CONF.	6- 5	153	1- 3	293	89	209	209	19	19	

TOTALS	RPI 1-25	RPI 26-50	W-L RECORDS	RPI 51-100	RPI 101-999	RPI 201+				
10- 8	0- 1	0- 1	OVERALL	2- 3	8- 3	7- 0				
7- 2	0- 0	0- 0	HOME	1- 1	6- 1	6- 0				
3- 6	0- 1	0- 1	AWAY	1- 2	2- 2	1- 0				
0- 0	0- 0	0- 0	NEUTRAL	0- 0	0- 0	0- 0				
6- 5	0- 1	0- 0	NON-CONFERENCE	1- 3	5- 1	5- 0				
5- 1	0- 0	0- 0	HOME	1- 1	4- 0	4- 0				
1- 4	0- 1	0- 0	AWAY	0- 2	1- 1	1- 0				
0- 0	0- 0	0- 0	NEUTRAL	0- 0	0- 0	0- 0				
4- 3	0- 0	0- 1	CONFERENCE	1- 0	3- 2	2- 0				
2- 1	0- 0	0- 0	HOME	0- 0	2- 1	2- 0				
2- 2	0- 0	0- 1	AWAY	1- 0	1- 1	0- 0				
0- 0	0- 0	0- 0	NEUTRAL	0- 0	0- 0	0- 0				

RPI 1-25				RPI 26-50				RPI 51-100				RPI 101+				Team's RPI: 167
RPI	S	Opponent	Score	RPI	S	Opponent	Score	RPI	S	Opponent	Score	RPI	S	Opponent	Score	
3	A	Mississippi St.	56 91	46	A	Western Ky.	60 81	64	A	Georgia Tech	44 63	122	A	Middle Tenn.	61 53	
								84	A	UAB	80 63	170	A	Charlotte	56 66	
								91	H	South Ala.	57 78	170	H	Charlotte	79 85	
								97	H	Tulane	66 58	181	A	Samford	56 61	
								98	A	Ole Miss	59 68	204	H	Louisiana Tech	65 50	
												274	H	Alcorn	72 67	
												311	H	Alabama St.	72 35	
												313	A	Northwestern St.	71 59	
												315	H	UTSA	83 60	
												322	H	Sam Houston St.	58 38	
												339	H	Mississippi Val.	84 69	

LAST 12 Division I GAMES:																
315	H	UTSA	83 60	170	A	Charlotte	56 66	64	A	Georgia Tech	44 63	181	A	Samford	56 61	
170	H	Charlotte	79 85	91	H	South Ala.	57 78	97	H	Tulane	66 58	204	H	Louisiana Tech	65 50	
122	A	Middle Tenn.	61 53	98	A	Ole Miss	59 68	274	H	Alcorn	72 67	311	H	Alabama St.	72 35	
84	A	UAB	80 63					313	A	Northwestern St.	71 59	315	H	UTSA	83 60	
204	H	Louisiana Tech	65 50					322	H	Sam Houston St.	58 38	339	H	Mississippi Val.	84 69	
46	A	Western Ky.	60 81													

Non-Div I Games: William Carey 82 44 Blue Mountain (MS) 96 46

Southern Miss.

Average RPI Win:	295	WON-LOST	WINNING	LAST 10	STRENGTH OF	OPP. STRENGTH	TEAM	ADJ.	CONF.	ADJ CONF.
Average RPI Loss:	120	RECORD	PCT. RANK	GAMES	SCHEDULE	OF SCHEDULE	RPI	RPI	RPI	RPI
DIV. I ONLY	8- 9	201	8- 2	247	282	194	194	32	32	
DIV. I NON-CONF.	0- 8	337	0- 3	33	38	262	262	32	32	

TOTALS	RPI 1-25	RPI 26-50	W-L RECORDS	RPI 51-100	RPI 101-999	RPI 201+				
8- 9	0- 0	0- 1	OVERALL	0- 4	8- 4	8- 1				
5- 0	0- 0	0- 0	HOME	0- 0	5- 0	5- 0				
3- 8	0- 0	0- 1	AWAY	0- 3	3- 4	3- 1				
0- 1	0- 0	0- 0	NEUTRAL	0- 1	0- 0	0- 0				
0- 8	0- 0	0- 1	NON-CONFERENCE	0- 4	0- 3	0- 0				
0- 0	0- 0	0- 0	HOME	0- 0	0- 0	0- 0				
0- 7	0- 0	0- 1	AWAY	0- 3	0- 3	0- 0				
0- 1	0- 0	0- 0	NEUTRAL	0- 1	0- 0	0- 0				
8- 1	0- 0	0- 0	CONFERENCE	0- 0	8- 1	8- 1				
5- 0	0- 0	0- 0	HOME	0- 0	5- 0	5- 0				
3- 1	0- 0	0- 0	AWAY	0- 0	3- 1	3- 1				
0- 0	0- 0	0- 0	NEUTRAL	0- 0	0- 0	0- 0				

RPI 1-25				RPI 26-50				RPI 51-100				RPI 101+				Team's RPI: 194
RPI	S	Opponent	Score	RPI	S	Opponent	Score	RPI	S	Opponent	Score	RPI	S	Opponent	Score	
				30	A	South Fla.	48 108	61	A	Oklahoma St.	66 94	104	A	Auburn	47 65	
								62	N	Toledo	76 81	168	A	Bethune-Cookman	56 68	
								69	A	Indiana	49 64	189	A	Wisconsin	74 77	
								91	A	South Ala.	65 69	245	A	Texas Southern	67 57	
												255	H	Grambling	63 44	
												274	H	Alcorn	64 56	
												286	H	Alabama A&M	77 62	
												302	A	Prairie View	62 69	
												311	H	Alabama St.	66 58	
												314	H	Jackson St.	86 76	
												338	A	Ark.-Pine Bluff	71 52	
												339	A	Mississippi Val.	70 54	
LAST 12 Division I GAMES:																
				274	H	Alcorn	64 56	255	H	Grambling	63 44					
				286	H	Alabama A&M	77 62	302	A	Prairie View	62 69					
				311	H	Alabama St.	66 58	245	A	Texas Southern	67 57					
				339	A	Mississippi Val.	70 54	62	N	Toledo	76 81					
				338	A	Ark.-Pine Bluff	71 52	30	A	South Fla.	48 108					
				314	H	Jackson St.	86 76	168	A	Bethune-Cookman	56 68					

Non-Div I Games: Mobile 86 54

Southern U.

Average RPI Win: 255	WON-LOST	WINNING	LAST 10	STRENGTH OF	OPP. STRENGTH	TEAM	ADJ.	CONF.	ADJ CONF.
Average RPI Loss: 188	RECORD	PCT. RANK	GAMES	SCHEDULE	OF SCHEDULE	RPI	RPI	RPI	RPI
DIV. I ONLY	3- 17	321	2- 8	171	336	308	308	19	19
DIV. I NON-CONF.	1- 10	327	0- 3	163	327	329	329	14	14

TOTALS	RPI 1-25	RPI 26-50	W-L RECORDS	RPI 51-100	RPI 101-999	RPI 201+			
3- 17	0- 1	0- 0	OVERALL	0- 1	3- 15	2- 10			
2- 7	0- 0	0- 0	HOME	0- 1	2- 6	1- 3			
1- 10	0- 1	0- 0	AWAY	0- 0	1- 9	1- 7			
0- 0	0- 0	0- 0	NEUTRAL	0- 0	0- 0	0- 0			
1- 10	0- 1	0- 0	NON-CONFERENCE	0- 1	1- 8	1- 5			
1- 4	0- 0	0- 0	HOME	0- 1	1- 3	1- 1			
0- 6	0- 1	0- 0	AWAY	0- 0	0- 5	0- 4			
0- 0	0- 0	0- 0	NEUTRAL	0- 0	0- 0	0- 0			
2- 7	0- 0	0- 0	CONFERENCE	0- 0	2- 7	1- 5			
1- 3	0- 0	0- 0	HOME	0- 0	1- 3	0- 2			
1- 4	0- 0	0- 0	AWAY	0- 0	1- 4	1- 3			
0- 0	0- 0	0- 0	NEUTRAL	0- 0	0- 0	0- 0			

RPI 1-25				RPI 26-50				RPI 51-100				RPI 101+ Team's RPI: 308			
RPI	S	Opponent	Score	RPI	S	Opponent	Score	RPI	S	Opponent	Score	RPI	S	Opponent	Score
7	A	Oregon	38 98					58	H	UC Davis	59 85	121	A	BYU	67 75
												130	H	Weber St.	64 77
												142	H	Idaho St.	76 70
												154	H	Binghamton	66 72
												157	A	Idaho	51 74
												176	H	UC Irvine	64 71
												205	A	San Diego	59 72
												211	A	Eastern Wash.	41 58
												212	A	Montana St.	71 91
												212	H	Montana St.	57 63
												232	A	Montana	71 81
												232	H	Montana	65 74
												249	H	CSU Bakersfield	45 46
												263	A	Grand Canyon	54 59
												278	A	Arizona	74 76
												296	H	Utah St.	70 67
												306	A	Utah Valley	61 69
												328	A	Northern Ari z.	60 57

LAST 12 Division I GAMES:															
212	H	Montana St.	57 63	142	H	Idaho St.	76 70								
232	H	Montana	65 74	232	A	Montana	71 81								
211	A	Eastern Wash.	41 58	212	A	Montana St.	71 91								
157	A	Idaho	51 74	278	A	Arizona	74 76								
328	A	Northern Ari z.	60 57	263	A	Grand Canyon	54 59								
130	H	Weber St.	64 77	7	A	Oregon	38 98								

Non-Div I Games:

Southern Utah

Average RPI Win:	228	WON-LOST	WINNING	LAST 10	STRENGTH OF	OPP. STRENGTH	TEAM	ADJ.	CONF.	ADJ CONF.
Average RPI Loss:	130	RECORD	PCT. RANK	GAMES	SCHEDULE	OF SCHEDULE	RPI	RPI	RPI	RPI
DIV. I ONLY	7- 14	262	2- 8	126	196	235	235	13	13	
DIV. I NON-CONF.	5- 8	220	1- 3	81	241	189	189	10	10	
<hr/>										
TOTALS	RPI 1-25	RPI 26-50	W-L RECORDS	RPI 51-100	RPI 101-999	RPI 201+				
7- 14	0- 1	0- 0	OVERALL	1- 5	6- 8	5- 3				
5- 5	0- 1	0- 0	HOME	1- 1	4- 3	4- 0				
1- 9	0- 0	0- 0	AWAY	0- 4	1- 5	0- 3				
1- 0	0- 0	0- 0	NEUTRAL	0- 0	1- 0	1- 0				
5- 8	0- 1	0- 0	NON-CONFERENCE	1- 3	4- 4	3- 2				
3- 3	0- 1	0- 0	HOME	1- 1	2- 1	2- 0				
1- 5	0- 0	0- 0	AWAY	0- 2	1- 3	0- 2				
1- 0	0- 0	0- 0	NEUTRAL	0- 0	1- 0	1- 0				
2- 6	0- 0	0- 0	CONFERENCE	0- 2	2- 4	2- 1				
2- 2	0- 0	0- 0	HOME	0- 0	2- 2	2- 0				
0- 4	0- 0	0- 0	AWAY	0- 2	0- 2	0- 1				
0- 0	0- 0	0- 0	NEUTRAL	0- 0	0- 0	0- 0				

RPI 1-25				RPI 26-50				RPI 51-100				RPI 101+ Team's RPI: 235			
RPI	S	Opponent	Score	RPI	S	Opponent	Score	RPI	S	Opponent	Score	RPI	S	Opponent	Score
25	H	Buffalo	59 76					53	A	Dayton	59 80	106	A	Saint Louis	55 78
								62	H	Tol edo	39 58	116	H	Del aware	52 53
								68	A	Al bany (NY)	52 69	147	A	Bucknel I	59 48
								76	A	Fordham	48 72	149	H	Davi dson	68 75
								80	H	Penn St.	65 62	164	H	Sai nt Joseph' s	64 70
								88	A	Navy	48 86	195	A	Si ena	62 70
												207	H	Eastern Mi ch.	70 51
												210	A	La Salle	63 66
												214	A	Hofstra	68 71
												216	H	Ni agara	76 58
												290	H	Massachusetts	69 59
												291	A	Can i si us	69 71
												325	H	Rhode Island	81 70
												330	N	UMBC	63 54
<hr/>															
LAST 12 Division I GAMES:															
				76	A	Fordham	48 72	164	H	Sai nt Joseph' s	64 70				
				149	H	Davi dson	68 75	106	A	Sai nt Loui s	55 78				
				325	H	Rhode Island	81 70	214	A	Hofstra	68 71				
				210	A	La Salle	63 66	68	A	Al bany (NY)	52 69				
				53	A	Dayton	59 80	25	H	Buffal o	59 76				
				290	H	Massachusetts	69 59	80	H	Penn St.	65 62				

Non-Div I Games:

St. Bonaventure

Average RPI Win:	287	WON-LOST	WINNING	LAST 10	STRENGTH OF	OPP. STRENGTH	TEAM	ADJ.	CONF.	ADJ CONF.
Average RPI Loss:	196	RECORD	PCT. RANK	GAMES	SCHEDULE	OF SCHEDULE	RPI	RPI	RPI	RPI
DIV. I ONLY	7- 12	244	4- 6	316	307	285	285	29	29	
DIV. I NON-CONF.	4- 7	226	2- 2	299	268	279	279	29	29	

TOTALS	RPI 1-25	RPI 26-50	W-L RECORDS	RPI 51-100	RPI 101-999	RPI 201+				
7- 12	0- 0	0- 1	OVERALL	0- 1	7- 10	6- 7				
5- 2	0- 0	0- 0	HOME	0- 0	5- 2	4- 2				
2- 9	0- 0	0- 1	AWAY	0- 1	2- 7	2- 4				
0- 1	0- 0	0- 0	NEUTRAL	0- 0	0- 1	0- 1				
4- 7	0- 0	0- 1	NON-CONFERENCE	0- 1	4- 5	3- 4				
3- 1	0- 0	0- 0	HOME	0- 0	3- 1	2- 1				
1- 5	0- 0	0- 1	AWAY	0- 1	1- 3	1- 2				
0- 1	0- 0	0- 0	NEUTRAL	0- 0	0- 1	0- 1				
3- 5	0- 0	0- 0	CONFERENCE	0- 0	3- 5	3- 3				
2- 1	0- 0	0- 0	HOME	0- 0	2- 1	2- 1				
1- 4	0- 0	0- 0	AWAY	0- 0	1- 4	1- 2				
0- 0	0- 0	0- 0	NEUTRAL	0- 0	0- 0	0- 0				

RPI 1-25				RPI 26-50				RPI 51-100				RPI 101+ Team's RPI: 285			
RPI	S	Opponent	Score	RPI	S	Opponent	Score	RPI	S	Opponent	Score	RPI	S	Opponent	Score
				39	A	St. John's (NY)	49 73	93	A	Seton Hall	50 84	143	A	Robert Morris	36 59
												146	A	Saint Francis (PA)	75 90
												190	H	Army West Point	73 52
												192	A	Fla. Atlantic	60 80
												203	N	Norfolk St.	51 52
												217	H	Morehead St.	59 73
												238	A	Manhattan	54 57
												239	H	Loyola Maryland	64 47
												251	A	Howard	69 72
												261	H	Mt. St. Mary's	82 73
												266	A	LIU Brooklyn	59 61
												277	H	Fairleigh Dickinson	62 70
												281	A	Bryant	63 73
												317	A	Central Conn. St.	78 70
												323	H	Wagner	80 76
												337	A	Saint Peter's	64 49
												343	H	Iona	72 63

LAST 12 Division I GAMES:															
277	H	Fairleigh Dickinson	62 70	146	A	Saint Francis (PA)	75 90								
281	A	Bryant	63 73	266	A	LIU Brooklyn	59 61								
317	A	Central Conn. St.	78 70	217	H	Morehead St.	59 73								
323	H	Wagner	80 76	343	H	Iona	72 63								
261	H	Mt. St. Mary's	82 73	251	A	Howard	69 72								
143	A	Robert Morris	36 59	239	H	Loyola Maryland	64 47								

Non-Div I Games:

St. Francis Brooklyn

Average RPI Win:	111	WON-LOST	WINNING	LAST 10	STRENGTH OF	OPP. STRENGTH	TEAM	ADJ.	CONF.	ADJ CONF.
Average RPI Loss:	59	RECORD	PCT. RANK	GAMES	SCHEDULE	OF SCHEDULE	RPI	RPI	RPI	RPI
DIV. I ONLY	12- 9	133	0- 2	10	45	39	39	6	6	
DIV. I NON-CONF.	7- 4	102	0- 1	4	101	26	26	5	5	

TOTALS	RPI 1-25	RPI 26-50	W-L RECORDS	RPI 51-100	RPI 101-999	RPI 201+				
12- 9	1- 3	1- 3	OVERALL	5- 2	5- 1	1- 0				
7- 3	1- 1	1- 0	HOME	1- 1	4- 1	1- 0				
4- 4	0- 1	0- 2	AWAY	3- 1	1- 0	0- 0				
1- 2	0- 1	0- 1	NEUTRAL	1- 0	0- 0	0- 0				
7- 4	0- 2	0- 1	NON-CONFERENCE	4- 1	3- 0	1- 0				
4- 2	0- 1	0- 0	HOME	1- 1	3- 0	1- 0				
2- 0	0- 0	0- 0	AWAY	2- 0	0- 0	0- 0				
1- 2	0- 1	0- 1	NEUTRAL	1- 0	0- 0	0- 0				
5- 5	1- 1	1- 2	CONFERENCE	1- 1	2- 1	0- 0				
3- 1	1- 0	1- 0	HOME	0- 0	1- 1	0- 0				
2- 4	0- 1	0- 2	AWAY	1- 1	1- 0	0- 0				
0- 0	0- 0	0- 0	NEUTRAL	0- 0	0- 0	0- 0				

RPI 1-25				RPI 26-50				RPI 51-100				RPI 101+			
RPI	S	Opponent	Score	RPI	S	Opponent	Score	RPI	S	Opponent	Score	RPI	S	Opponent	Score
19	A	Marquette	72 74	29	A	DePaul	67 76	66	A	Mi ami (FL)	74 64	124	H	Kansas	65 53
20	N	South Carolina	58 76	30	N	South Fla.	59 68	68	A	Albany (NY)	71 66	132	H	Georgetown	64 41
24	H	Villanova	70 64	45	A	Creighton	39 53	76	H	Fordham	64 67	144	H	William & Mary	92 81
25	H	Buffalo	72 73	45	H	Creighton	72 65	87	H	James Madison	81 64	173	A	Xavier	67 63
								90	A	Butler	73 55	193	H	Providence	44 49
								93	A	Seton Hall	57 62	285	H	St. Francis Brooklyn	73 49
								95	N	Western Mich.	76 48				

LAST 12 Division I GAMES:															
				30	N	South Fla.	59 68	173	A	Xavier	67 63				
				45	A	Creighton	39 53	45	H	Creighton	72 65				
				93	A	Seton Hall	57 62	193	H	Providence	44 49				
				24	H	Villanova	70 64	29	A	DePaul	67 76				
				132	H	Georgetown	64 41	19	A	Marquette	72 74				
				90	A	Butler	73 55	25	H	Buffalo	72 73				

Non-Div I Games:

St. John's (NY)

Average RPI Win:	121	WON-LOST	WINNING	LAST 10	STRENGTH OF	OPP. STRENGTH	TEAM	ADJ.	CONF.	ADJ CONF.
Average RPI Loss:	24	RECORD	PCT. RANK	GAMES	SCHEDULE	OF SCHEDULE	RPI	RPI	RPI	RPI
DIV. I ONLY	13- 8	105	7- 3	6	3	21	21	4	4	
DIV. I NON-CONF.	6- 6	170	1- 2	5	12	43	43	3	3	

TOTALS	RPI 1-25	RPI 26-50	W-L RECORDS	RPI 51-100	RPI 101-999	RPI 201+				
13- 8	1- 6	3- 1	OVERALL	2- 0	7- 1	3- 0				
8- 2	1- 1	2- 0	HOME	1- 0	4- 1	2- 0				
3- 4	0- 3	1- 1	AWAY	0- 0	2- 0	1- 0				
2- 2	0- 2	0- 0	NEUTRAL	1- 0	1- 0	0- 0				
6- 6	0- 5	0- 0	NON-CONFERENCE	1- 0	5- 1	2- 0				
3- 2	0- 1	0- 0	HOME	0- 0	3- 1	2- 0				
1- 2	0- 2	0- 0	AWAY	0- 0	1- 0	0- 0				
2- 2	0- 2	0- 0	NEUTRAL	1- 0	1- 0	0- 0				
7- 2	1- 1	3- 1	CONFERENCE	1- 0	2- 0	1- 0				
5- 0	1- 0	2- 0	HOME	1- 0	1- 0	0- 0				
2- 2	0- 1	1- 1	AWAY	0- 0	1- 0	1- 0				
0- 0	0- 0	0- 0	NEUTRAL	0- 0	0- 0	0- 0				

RPI 1-25				RPI 26-50				RPI 51-100				RPI 101+			
RPI	S	Opponent	Score	RPI	S	Opponent	Score	RPI	S	Opponent	Score	RPI	S	Opponent	Score
1	N	UConn	53 78	35	A	Arizona St.	66 73	77	N	Belmont	74 53	102	H	UNLV	74 33
6	A	Ohio St.	64 85	35	H	Arizona St.	74 50	78	H	Washington St.	70 57	118	H	Western Ill.	64 71
6	N	Ohio St.	82 94	43	A	Southern Cal i forni a	59 55					123	N	Kent St.	79 54
8	H	Tennessee	71 83	43	H	Southern Cal i forni a	72 65					135	H	Washi ngton	71 45
9	A	UCLA	53 64									161	A	San Franci sco	86 66
9	H	UCLA	76 65									244	H	UC Ri versi de	53 43
10	A	Bayl or	57 81									249	H	CSU Bakersfi el d	57 34
												278	A	Ari zona	61 46

LAST 12 Division I GAMES:															
35	H	Arizona St.	74 50	278	A	Ari zona	61 46	43	H	Southern Cal i forni a	72 65	9	H	UCLA	76 65
9	A	UCLA	53 64	8	H	Tennessee	71 83	118	H	Western Ill.	64 71	102	H	UNLV	74 33
43	A	Southern Cal i forni a	59 55												
135	H	Washington	71 45												
78	H	Washington St.	70 57												
35	A	Arizona St.	66 73												

Non-Div I Games:

Stanford

Stetson

Stetson

Stetson				Through Games Of Jan. 27, 2018						
Average RPI	Win: 228	WON-LOST RECORD	WINNING PCT. RANK	LAST 10 GAMES	STRENGTH OF SCHEDULE	OPP. STRENGTH OF SCHEDULE	TEAM RPI	ADJ. RPI	CONF. RPI	ADJ CONF. RPI
Average RPI	Loss: 114									
DIV. I ONLY		11- 9	143	7- 3	214	135	175	175	22	22
DIV. I NON-CONF.		7- 7	170	3- 3	127	92	147	147	20	20

TOTALS	RPI 1-25	RPI 26-50		W-L RECORDS	RPI 51-100	RPI 101-999	RPI 201+			
11- 9	0- 2	0- 2		OVERALL	1- 0	10- 5	7- 2			
7- 1	0- 0	0- 0		HOME	1- 0	6- 1	5- 0			
2- 4	0- 2	0- 1		AWAY	0- 0	2- 1	1- 1			
2- 4	0- 0	0- 1		NEUTRAL	0- 0	2- 3	1- 1			
7- 7	0- 2	0- 1		NON-CONFERENCE	1- 0	6- 4	3- 1			
4- 1	0- 0	0- 0		HOME	1- 0	3- 1	2- 0			
1- 2	0- 2	0- 0		AWAY	0- 0	1- 0	0- 0			
2- 4	0- 0	0- 1		NEUTRAL	0- 0	2- 3	1- 1			
4- 2	0- 0	0- 1		CONFERENCE	0- 0	4- 1	4- 1			
3- 0	0- 0	0- 0		HOME	0- 0	3- 0	3- 0			
1- 2	0- 0	0- 1		AWAY	0- 0	1- 1	1- 1			
0- 0	0- 0	0- 0		NEUTRAL	0- 0	0- 0	0- 0			

RPI 1-25				RPI 26-50				RPI 51-100				RPI 101+ Team's RPI: 175			
RPI	S	Opponent	Score	RPI	S	Opponent	Score	RPI	S	Opponent	Score	RPI	S	Opponent	Score
4	A	Florida St.	39 84	33	A	FGCU	40 80	92	H	Chattanooga	78 67	101	N	Wright St.	59 64
11	A	Texas	59 95	46	N	Western Ky.	58 66					120	H	High Point	64 69
												134	A	SIUE	65 61
												160	H	Texas St.	61 54
												179	N	Florida	85 71
												193	N	Providence	45 56
												226	H	Richmond	72 67
												241	H	North Florida	68 55
												252	A	Lipscomb	59 55
												253	N	UMKC	50 67
												265	A	Kennesaw St.	49 66
												268	H	Northern Ky.	67 56
												305	H	USC Upstate	62 61
												310	N	Delaware St.	58 43
												342	H	NJIT	73 55
LAST 12 Division I GAMES:															
241	H	North Florida	68 55	310	N	Delaware St.	58 43								
265	A	Kennesaw St.	49 66	253	N	UMKC	50 67								
252	A	Lipscomb	59 55	160	H	Texas St.	61 54								
342	H	NJIT	73 55	226	H	Richmond	72 67								
305	H	USC Upstate	62 61	46	N	Western Ky.	58 66								
33	A	FGCU	40 80	4	A	Florida St.	39 84								

Non-Div I Games: Thomas (GA) 92 41 Webber Int'l 67 30

Stetson

Loss, Non-Conf, S Site, H Home A Away N Neutral

Average RPI Win: 283	WON-LOST RECORD	WINNING PCT. RANK	LAST 10 GAMES	STRENGTH OF SCHEDULE	OPP. STRENGTH OF SCHEDULE	TEAM RPI	ADJ. RPI	CONF. RPI	ADJ CONF. RPI
Average RPI Loss: 122									
DIV. I ONLY	10- 10	172	4- 6	268	252	224	224	20	20
DIV. I NON-CONF.	7- 5	132	3- 1	336	236	231	231	24	24

TOTALS	RPI 1-25	RPI 26-50	W-L RECORDS	RPI 51-100	RPI 101-999	RPI 201+			
10- 10	0- 0	0- 1	OVERALL	0- 4	10- 5	9- 1			
6- 4	0- 0	0- 0	HOME	0- 1	6- 3	6- 0			
4- 6	0- 0	0- 1	AWAY	0- 3	4- 2	3- 1			
0- 0	0- 0	0- 0	NEUTRAL	0- 0	0- 0	0- 0			
7- 5	0- 0	0- 1	NON-CONFERENCE	0- 1	7- 3	7- 1			
4- 1	0- 0	0- 0	HOME	0- 0	4- 1	4- 0			
3- 4	0- 0	0- 1	AWAY	0- 1	3- 2	3- 1			
0- 0	0- 0	0- 0	NEUTRAL	0- 0	0- 0	0- 0			
3- 5	0- 0	0- 0	CONFERENCE	0- 3	3- 2	2- 0			
2- 3	0- 0	0- 0	HOME	0- 1	2- 2	2- 0			
1- 2	0- 0	0- 0	AWAY	0- 2	1- 0	0- 0			
0- 0	0- 0	0- 0	NEUTRAL	0- 0	0- 0	0- 0			

RPI S Opponent Score	RPI S Opponent Score	RPI S Opponent Score	RPI S Opponent Score
	26 A Syracuse 70 81	67 A Harvard 53 60	119 H Yale 71 77
		68 A Albany (NY) 58 64	153 H Hartford 68 75
		68 H Albany (NY) 68 72	154 A Binghamton 67 59
		73 A Maine 56 64	178 H New Hampshire 50 51
			184 A Northwestern 36 68
			214 A Hofstra 73 49
			238 H Manhattan 74 59
			277 A Fairleigh Dickinson 56 51
			279 A Cornell 40 48
			292 H Vermont 80 57
			317 H Central Conn. St. 60 55
			321 A Ga. Southern 68 49
			323 H Wagner 69 50
			343 H Iona 63 46
			349 H UMass Lowell 59 50
LAST 12 Division I GAMES:			
68 A Albany (NY) 58 64	153 H Hartford 68 75		
349 H UMass Lowell 59 50	73 A Maine 56 64		
178 H New Hampshire 50 51	67 A Harvard 53 60		
154 A Binghamton 67 59	321 A Ga. Southern 68 49		
292 H Vermont 80 57	317 H Central Conn. St. 60 55		
68 H Albany (NY) 68 72	343 H Iona 63 46		

Non-Div I Games: Farmingdale St. 76 25

Stony Brook

Average RPI Win:	163	WON-LOST	WINNING	LAST 10	STRENGTH OF	OPP. STRENGTH	TEAM	ADJ.	CONF.	ADJ CONF.
Average RPI Loss:	24	RECORD	PCT. RANK	GAMES	SCHEDULE	OF SCHEDULE	RPI	RPI	RPI	RPI
DIV. I ONLY	16- 5	38	5- 5	45	26	26	26	1	1	
DIV. I NON-CONF.	12- 1	6	3- 1	178	95	34	34	1	1	

TOTALS	RPI 1-25	RPI 26-50	W-L RECORDS	RPI 51-100	RPI 101-999	RPI 201+				
16- 5	1- 3	1- 1	OVERALL	1- 1	13- 0	5- 0				
11- 0	1- 0	1- 0	HOME	1- 0	8- 0	4- 0				
2- 4	0- 2	0- 1	AWAY	0- 1	2- 0	0- 0				
3- 1	0- 1	0- 0	NEUTRAL	0- 0	3- 0	1- 0				
12- 1	0- 1	1- 0	NON-CONFERENCE	0- 0	11- 0	5- 0				
7- 0	0- 0	1- 0	HOME	0- 0	6- 0	4- 0				
2- 0	0- 0	0- 0	AWAY	0- 0	2- 0	0- 0				
3- 1	0- 1	0- 0	NEUTRAL	0- 0	3- 0	1- 0				
4- 4	1- 2	0- 1	CONFERENCE	1- 1	2- 0	0- 0				
4- 0	1- 0	0- 0	HOME	1- 0	2- 0	0- 0				
0- 4	0- 2	0- 1	AWAY	0- 1	0- 0	0- 0				
0- 0	0- 0	0- 0	NEUTRAL	0- 0	0- 0	0- 0				

RPI 1-25				RPI 26-50				RPI 51-100				RPI 101+			
RPI	S	Opponent	Score	RPI	S	Opponent	Score	RPI	S	Opponent	Score	RPI	S	Opponent	Score
2	A	Notre Dame	72 87	31	A	Vi rgi ni a	63 68	64	H	Georgi a Tech	88 77	102	A	UNLV	69 55
3	N	Mississippi St.	65 76	41	H	Drexel	72 62	66	A	Mi ami (FL)	67 72	112	A	George Washi ngton	74 62
4	H	Florida St.	76 69									113	H	Cl emson	86 51
18	A	NC State	56 60									129	N	Vanderbil t	84 78
												150	H	Pi ttsburgh	70 52
												153	H	Hartford	75 63
												184	H	Northwestern	81 74
												189	N	Wi sconsi n	77 74
												224	H	Stony Brook	81 70
												271	H	Col gate	79 39
												283	N	Coastal Caro.	69 57
												287	H	Morgan St.	95 68
												298	H	UMES	68 45
LAST 12 Division I GAMES:															
113	H	Cl emson	86 51	31	A	Vi rgi ni a	63 68	2	A	Notre Dame	72 87	102	A	UNLV	69 55
150	H	Pi ttsburgh	70 52									3	N	Mississippi St.	65 76
66	A	Mi ami (FL)	67 72									283	N	Coastal Caro.	69 57
18	A	NC State	56 60					41	H	Drexel	72 62				
4	H	Florida St.	76 69												
64	H	Georgi a Tech	88 77												

Non-Div I Games:

Syracuse

TCU		Average RPI Win: 160	WON-LOST RECORD	WINNING PCT. RANK	LAST 10 GAMES	STRENGTH OF SCHEDULE	OPP. STRENGTH OF SCHEDULE	TEAM RPI	ADJ. RPI	CONF. RPI	ADJ CONF. RPI
Average RPI Loss: 65											
DIV. I ONLY		15- 5		49	7- 3	103	44	57	57	5	5
DIV. I NON-CONF.		9- 2		34	3- 0	231	171	84	84	6	6

TOTALS	RPI 1-25		RPI 26-50		W-L RECORDS	RPI 51-100		RPI 101-999		RPI 201+	
15- 5	1- 1		2- 2		OVERALL	2- 0		10- 2		5- 0	
10- 2	1- 0		1- 1		HOME	1- 0		7- 1		3- 0	
3- 3	0- 1		1- 1		AWAY	1- 0		1- 1		1- 0	
2- 0	0- 0		0- 0		NEUTRAL	0- 0		2- 0		1- 0	
9- 2	0- 1		0- 0		NON-CONFERENCE	1- 0		8- 1		4- 0	
6- 1	0- 0		0- 0		HOME	1- 0		5- 1		2- 0	
1- 1	0- 1		0- 0		AWAY	0- 0		1- 0		1- 0	
2- 0	0- 0		0- 0		NEUTRAL	0- 0		2- 0		1- 0	
6- 3	1- 0		2- 2		CONFERENCE	1- 0		2- 1		1- 0	
4- 1	1- 0		1- 1		HOME	0- 0		2- 0		1- 0	
2- 2	0- 0		1- 1		AWAY	1- 0		0- 1		0- 0	
0- 0	0- 0		0- 0		NEUTRAL	0- 0		0- 0		0- 0	

RPI 1-25				RPI 26-50				RPI 51-100				Team's RPI : 57				RPI 101+			
RPI	S	Opponent	Score	RPI	S	Opponent	Score	RPI	S	Opponent	Score	RPI	S	Opponent	Score	RPI	S	Opponent	Score
11	H	Texas	79 77	34	A	West Vi rgi ni a	76 74	74	A	Kansas St.	68 63	119	H	Yale	72 82				
13	A	Texas A&M	58 71	34	H	West Vi rgi ni a	82 87	83	H	Al abama	88 67	124	A	Kansas	77 86				
				37	A	Okl ahoma	71 84					124	H	Kansas	76 66				
				37	H	Okl ahoma	62 58					157	N	Idaho	86 76				
												160	H	Texas St.	82 58				
												188	H	Oral Roberts	72 58				
												198	H	Hampton	90 68				
												220	A	SMU	64 58				
												231	H	Texas Tech	93 72				
												278	N	Arizona	68 59				
												297	H	Southeastern La.	112 62				
												313	H	Northwestern St.	89 51				

LAST 12 Di vi si on I GAMES:																			
				37	H	Okl ahoma	62 58	37	A	Okl ahoma	71 84								
				74	A	Kansas St.	68 63	124	A	Kansas	77 86								
				124	H	Kansas	76 66	34	H	West Vi rgi ni a	82 87								
				34	A	West Vi rgi ni a	76 74	198	H	Hampton	90 68								
				11	H	Texas	79 77	313	H	Northwestern St.	89 51								
				231	H	Texas Tech	93 72	297	H	Southeastern La.	112 62								

Non-Div I Games:

TCU

Average RPI Win: 224

Average RPI Loss: 56

WON-LOST
RECORDWINNING
PCT. RANKLAST 10
GAMESSTRENGTH OF
SCHEDULEOPP. STRENGTH
OF SCHEDULETEAM
RPIADJ.
RPICONF.
RPIADJ CONF.
RPIDIV. I ONLY
DIV. I NON-CONF.9- 10
8- 5196
1112- 8
3- 382
19865
87174
181174
1818
78
7

TOTALS

RPI 1-25

RPI 26-50

W-L RECORDS

RPI 51-100

RPI 101-999

RPI 201+

9- 10

0- 4

0- 3

OVERALL

1- 1

8- 2

5- 0

7- 8

0- 4

0- 2

HOME

1- 1

6- 1

3- 0

2- 2

0- 0

0- 0

AWAY

0- 0

2- 0

2- 0

0- 0

0- 0

0- 0

NEUTRAL

0- 0

0- 0

0- 0

8- 5

0- 3

0- 0

NON-CONFERENCE

1- 1

7- 1

4- 0

6- 5

0- 3

0- 0

HOME

1- 1

5- 1

2- 0

2- 0

0- 0

0- 0

AWAY

0- 0

2- 0

2- 0

0- 0

0- 0

0- 0

NEUTRAL

0- 0

0- 0

0- 0

1- 5

0- 1

0- 3

CONFERENCE

0- 0

1- 1

1- 0

1- 3

0- 1

0- 2

HOME

0- 0

1- 0

1- 0

0- 2

0- 0

0- 1

AWAY

0- 0

0- 1

0- 0

0- 0

0- 0

0- 0

NEUTRAL

0- 0

0- 0

0- 0

RPI 1-25

RPI 26-50

RPI 51-100

RPI 101+

Team's RPI: 174

RPI	S	Opponent	Score
1	H	UConn	57 113
17	H	Rutgers	67 84
20	H	South Carolina	60 87
24	H	Villanova	65 69

RPI	S	Opponent	Score
30	H	South Fla.	73 89
48	H	Houston	75 99
50	A	UCF	46 76

RPI	S	Opponent	Score
67	H	Harvard	86 64
98	H	Ole Miss	48 64

RPI	S	Opponent	Score
109	H	Penn	59 74
164	H	Saint Joseph's	69 66
166	A	Cincinnati	72 80
177	H	Marist	83 77
198	H	Hampton	65 56
210	A	La Salle	69 52
220	H	SMU	55 52
310	H	Delaware St.	96 72
323	H	Wagner	70 36
343	A	Iona	59 54

LAST 12 Division I GAMES:

109	H	Penn	59	74	50	A	UCF	46	76
1	H	UConn	57	113	20	H	South Carolina	60	87
48	H	Houston	75	99	177	H	Marist	83	77
166	A	Cincinnati	72	80	24	H	Villanova	65	69
30	H	South Fla.	73	89	198	H	Hampton	65	56
220	H	SMU	55	52	67	H	Harvard	86	64

Non-Div I Games:

Temple

T
e
n
n
e
s
s
e
e

Tennessee				Through Games Of Jan. 27, 2018							
Average RPI	Win:	115	WON-LOST	WINNING	LAST 10	STRENGTH OF	OPP. STRENGTH	TEAM	ADJ.	CONF.	ADJ CONF.
Average RPI	Loss:	6	RECORD	PCT. RANK	GAMES	SCHEDULE	OF SCHEDULE	RPI	RPI	RPI	RPI
DIV. I ONLY			17- 3	14	7- 3	17	11	8	8	2	2
DIV. I NON-CONF.			12- 1	6	4- 1	24	29	4	4	2	2

TOTALS		RPI 1-25		RPI 26-50		W-L RECORDS		RPI 51-100	RPI 101-999	RPI 201+	
17- 3		4- 3		0- 0		OVERALL		5- 0	8- 0	3- 0	
10- 1		1- 1		0- 0		HOME		3- 0	6- 0	2- 0	
4- 2		2- 2		0- 0		AWAY		0- 0	2- 0	1- 0	
3- 0		1- 0		0- 0		NEUTRAL		2- 0	0- 0	0- 0	
12- 1		3- 1		0- 0		NON-CONFERENCE		4- 0	5- 0	3- 0	
7- 0		1- 0		0- 0		HOME		2- 0	4- 0	2- 0	
2- 1		1- 1		0- 0		AWAY		0- 0	1- 0	1- 0	
3- 0		1- 0		0- 0		NEUTRAL		2- 0	0- 0	0- 0	
5- 2		1- 2		0- 0		CONFERENCE		1- 0	3- 0	0- 0	
3- 1		0- 1		0- 0		HOME		1- 0	2- 0	0- 0	
2- 1		1- 1		0- 0		AWAY		0- 0	1- 0	0- 0	
0- 0		0- 0		0- 0		NEUTRAL		0- 0	0- 0	0- 0	

RPI 1-25 Team's RPI: 8			
RPI	S	Opponent	Score
2	A	Notre Dame	70 84
3	H	Mississippi St.	52 71
11	H	Texas	82 75
13	A	Texas A&M	76 79
19	N	Marquette	101 99
20	A	South Carolina	86 70
21	A	Stanford	83 71

RPI 26-50			
RPI	S	Opponent	Score

RPI 51-100			
RPI	S	Opponent	Score
61	N	Oklahoma St.	79 69
75	N	South Dakota	69 49
87	H	James Madison	89 60
94	H	Central Ark.	77 34
98	H	Ole Miss	75 66

RPI 101+			
RPI	S	Opponent	Score
104	H	Auburn	70 59
105	A	Kentucky	63 49
128	H	ETSU	87 49
129	H	Vanderbilt	86 73
136	H	Wichita St.	68 56
218	H	Troy	131 69
311	H	Alabama St.	104 51
336	A	Long Beach St.	90 61

LAST 12 Division I GAMES:			
98	H	Ole Miss	75 66
3	H	Mississippi St.	52 71
2	A	Notre Dame	70 84
20	A	South Carolina	86 70
13	A	Texas A&M	76 79
129	H	Vanderbilt	86 73
104	H	Auburn	70 59
105	A	Kentucky	63 49
21	A	Stanford	83 71
336	A	Long Beach St.	90 61
11	H	Texas	82 75
218	H	Troy	131 69

Non-Div I Games:

Tennessee

T
e
n
n
e
s
s
e
e

Average RPI Win:	309	WON-LOST	WINNING	LAST 10	STRENGTH OF	OPP. STRENGTH	TEAM	ADJ.	CONF.	ADJ CONF.
Average RPI Loss:	199	RECORD	PCT. RANK	GAMES	SCHEDULE	OF SCHEDULE	RPI	RPI	RPI	RPI
DIV. I ONLY	3- 15	314	2- 8	328	246	345	345	25	25	
DIV. I NON-CONF.	1- 7	310	1- 1	203	253	330	330	27	27	

TOTALS	RPI 1-25	RPI 26-50	W-L RECORDS	RPI 51-100	RPI 101-999	RPI 201+				
3- 15	0- 1	0- 1	OVERALL	0- 0	3- 13	3- 9				
3- 8	0- 0	0- 1	HOME	0- 0	3- 7	3- 5				
0- 7	0- 1	0- 0	AWAY	0- 0	0- 6	0- 4				
0- 0	0- 0	0- 0	NEUTRAL	0- 0	0- 0	0- 0				
1- 7	0- 1	0- 1	NON-CONFERENCE	0- 0	1- 5	1- 4				
1- 4	0- 0	0- 1	HOME	0- 0	1- 3	1- 3				
0- 3	0- 1	0- 0	AWAY	0- 0	0- 2	0- 1				
0- 0	0- 0	0- 0	NEUTRAL	0- 0	0- 0	0- 0				
2- 8	0- 0	0- 0	CONFERENCE	0- 0	2- 8	2- 5				
2- 4	0- 0	0- 0	HOME	0- 0	2- 4	2- 2				
0- 4	0- 0	0- 0	AWAY	0- 0	0- 4	0- 3				
0- 0	0- 0	0- 0	NEUTRAL	0- 0	0- 0	0- 0				

RPI 1-25				RPI 26-50				RPI 51-100				RPI 101+ Team's RPI: 345			
RPI	S	Opponent	Score	RPI	S	Opponent	Score	RPI	S	Opponent	Score	RPI	S	Opponent	Score
5	A	Louisville	56 95	32	H	Ball St.	65 85					134	A	SIUE	63 74
												134	H	SIUE	76 88
												158	H	Jacksonville St.	56 75
												181	A	Memphis	75 79
												202	A	Southeast Mo. St.	66 71
												209	A	Arkansas St.	62 68
												218	H	Troy	66 95
												227	A	UT Martin	68 80
												240	H	Austin Peay	59 75
												252	H	Lipscomb	71 64
												286	H	Alabama A&M	75 77
												294	H	Murray St.	73 85
												326	H	Marshall	65 71
												332	H	Tennessee Tech	76 66
												344	A	Eastern Ill.	59 66
												344	H	Eastern Ill.	86 68

LAST 12 Division I GAMES:															
344	H	Eastern Ill.	86 68	332	H	Tennessee Tech	76 66	158	H	Jacksonville St.	56 75	202	A	Southeast Mo. St.	66 71
134	H	SIUE	76 88	227	A	UT Martin	68 80	326	H	Marshall	65 71	252	H	Lipscomb	71 64
294	H	Murray St.	73 85	209	A	Arkansas St.	62 68	218	H	Troy	66 95	240	H	Austin Peay	59 75
240	H	Austin Peay	59 75	218	H	Troy	66 95	227	A	UT Martin	68 80	286	H	Alabama A&M	75 77
134	A	SIUE	63 74	240	H	Austin Peay	59 75	294	H	Murray St.	73 85	326	H	Marshall	65 71
344	A	Eastern Ill.	59 66	252	H	Lipscomb	71 64	332	H	Tennessee Tech	76 66	344	A	Eastern Ill.	59 66

Non-Div I Games: Fisk 93 48

Tennessee St.

Average RPI Win:	291	WON-LOST	WINNING	LAST 10	STRENGTH OF	OPP. STRENGTH	TEAM	ADJ.	CONF.	ADJ CONF.
Average RPI Loss:	186	RECORD	PCT. RANK	GAMES	SCHEDULE	OF SCHEDULE	RPI	RPI	RPI	RPI
DIV. I ONLY	2- 17	331	1- 9	181	337	332	332	25	25	
DIV. I NON-CONF.	1- 8	313	1- 1	105	214	289	289	27	27	

TOTALS	RPI 1-25	RPI 26-50	W-L RECORDS	RPI 51-100	RPI 101-999	RPI 201+				
2- 17	0- 1	0- 0	OVERALL	0- 2	2- 14	2- 9				
2- 8	0- 0	0- 0	HOME	0- 1	2- 7	2- 6				
0- 9	0- 1	0- 0	AWAY	0- 1	0- 7	0- 3				
0- 0	0- 0	0- 0	NEUTRAL	0- 0	0- 0	0- 0				
1- 8	0- 1	0- 0	NON-CONFERENCE	0- 1	1- 6	1- 1				
1- 3	0- 0	0- 0	HOME	0- 1	1- 2	1- 1				
0- 5	0- 1	0- 0	AWAY	0- 0	0- 4	0- 0				
0- 0	0- 0	0- 0	NEUTRAL	0- 0	0- 0	0- 0				
1- 9	0- 0	0- 0	CONFERENCE	0- 1	1- 8	1- 8				
1- 5	0- 0	0- 0	HOME	0- 0	1- 5	1- 5				
0- 4	0- 0	0- 0	AWAY	0- 1	0- 3	0- 3				
0- 0	0- 0	0- 0	NEUTRAL	0- 0	0- 0	0- 0				

RPI 1-25				RPI 26-50				RPI 51-100				RPI 101+ Team's RPI: 332			
RPI	S	Opponent	Score	RPI	S	Opponent	Score	RPI	S	Opponent	Score	RPI	S	Opponent	Score
15	A	Georgia	48 56					70	H	IUPUI	54 68	101	A	Wright St.	59 82
								77	A	Belmont	59 78	105	A	Kentucky	54 82
												122	A	Middle Tenn.	44 58
												128	A	ETSU	55 74
												200	H	Radford	41 60
												202	H	Southeast Mo. St.	66 70
												217	A	Morehead St.	51 53
												217	H	Morehead St.	67 74
												227	H	UT Martin	51 67
												240	H	Austin Peay	63 59
												252	H	Lipscomb	57 61
												293	A	Eastern Ky.	53 55
												293	H	Eastern Ky.	68 76
												294	H	Murray St.	63 72
												341	H	Winthrop	70 41
												345	A	Tennessee St.	66 76
LAST 12 Division I GAMES:															
227	H	UT Martin	51 67	345	A	Tennessee St.	66 76								
202	H	Southeast Mo. St.	66 70	77	A	Belmont	59 78								
217	A	Morehead St.	51 53	293	H	Eastern Ky.	68 76								
293	A	Eastern Ky.	53 55	217	H	Morehead St.	67 74								
294	H	Murray St.	63 72	252	H	Lipscomb	57 61								
240	H	Austin Peay	63 59	341	H	Winthrop	70 41								

Non-Div I Games: Cumberland (TN) 83 52 Tenn. Wesleyan 84 66

Tennessee Tech

Average RPI Win:	136	WON-LOST	WINNING	LAST 10	STRENGTH OF	OPP. STRENGTH	TEAM	ADJ.	CONF.	ADJ CONF.
Average RPI Loss:	19	RECORD	PCT. RANK	GAMES	SCHEDULE	OF SCHEDULE	RPI	RPI	RPI	RPI
DIV. I ONLY	16- 4	30	7- 3	18	31	11	11	5	5	
DIV. I NON-CONF.	9- 2	34	2- 1	35	41	19	19	6	6	

TOTALS	RPI 1-25	RPI 26-50	W-L RECORDS	RPI 51-100	RPI 101-999	RPI 201+				
16- 4	2- 3	3- 0	OVERALL	2- 1	9- 0	5- 0				
10- 1	1- 1	1- 0	HOME	1- 0	7- 0	4- 0				
4- 3	1- 2	1- 0	AWAY	1- 1	1- 0	1- 0				
2- 0	0- 0	1- 0	NEUTRAL	0- 0	1- 0	0- 0				
9- 2	2- 2	1- 0	NON-CONFERENCE	0- 0	6- 0	4- 0				
6- 1	1- 1	0- 0	HOME	0- 0	5- 0	4- 0				
1- 1	1- 1	0- 0	AWAY	0- 0	0- 0	0- 0				
2- 0	0- 0	1- 0	NEUTRAL	0- 0	1- 0	0- 0				
7- 2	0- 1	2- 0	CONFERENCE	2- 1	3- 0	1- 0				
4- 0	0- 0	1- 0	HOME	1- 0	2- 0	0- 0				
3- 2	0- 1	1- 0	AWAY	1- 1	1- 0	1- 0				
0- 0	0- 0	0- 0	NEUTRAL	0- 0	0- 0	0- 0				

RPI	S	Opponent	Score	RPI	S	Opponent	Score	RPI	S	Opponent	Score	RPI	S	Opponent	Score
1	H	UConn	71 75	34	H	West Virginia	79 58	57	A	TCU	77 79	124	H	Kansas	79 62
4	H	Florida St.	87 72	37	A	Oklahoma	88 78	61	H	Oklahoma St.	84 79	126	H	Iowa St.	87 55
8	A	Tennessee	75 82	44	N	LSU	75 66	74	A	Kansas St.	75 64	135	N	Washington	92 68
10	A	Baylor	56 81									175	H	Stetson	95 59
15	A	Georgia	81 53									204	H	Louisiana Tech	88 54
												231	A	Texas Tech	90 39
												289	H	McNeese	100 34
												313	H	Northwestern St.	68 44
												315	H	UTSA	120 70

LAST 12 Division I GAMES:															
126	H	Iowa St.	87 55	74	A	Kansas St.	75 64								
10	A	Baylor	56 81	61	H	Oklahoma St.	84 79								
231	A	Texas Tech	90 39	34	H	West Virginia	79 58								
1	H	UConn	71 75	37	A	Oklahoma	88 78								
124	H	Kansas	79 62	4	H	Florida St.	87 72								
57	A	TCU	77 79	313	H	Northwestern St.	68 44								

Non-Div I Games:

Texas

Average RPI Win: 123		WON-LOST RECORD	WINNING PCT. RANK	LAST 10 GAMES	STRENGTH OF SCHEDULE	OPP. STRENGTH OF SCHEDULE	TEAM RPI	ADJ. RPI	CONF. RPI	ADJ CONF. RPI
Average RPI Loss: 17										
DIV. I ONLY		16- 5	38	7- 3	5	48	13	13	2	2
DIV. I NON-CONF.		11- 3	46	4- 1	12	62	25	25	2	2
TOTALS		RPI 1-25	RPI 26-50	W-L RECORDS		RPI 51-100	RPI 101-999	RPI 201+		
16- 5	1- 4		3- 1	OVERALL		3- 0	9- 0	4- 0		
11- 3	1- 2		2- 1	HOME		2- 0	6- 0	2- 0		
4- 1	0- 1		1- 0	AWAY		1- 0	2- 0	1- 0		
1- 1	0- 1		0- 0	NEUTRAL		0- 0	1- 0	1- 0		
11- 3	0- 2		2- 1	NON-CONFERENCE		2- 0	7- 0	4- 0		
8- 2	0- 1		1- 1	HOME		2- 0	5- 0	2- 0		
2- 0	0- 0		1- 0	AWAY		0- 0	1- 0	1- 0		
1- 1	0- 1		0- 0	NEUTRAL		0- 0	1- 0	1- 0		
5- 2	1- 2		1- 0	CONFERENCE		1- 0	2- 0	0- 0		
3- 1	1- 1		1- 0	HOME		0- 0	1- 0	0- 0		
2- 1	0- 1		0- 0	AWAY		1- 0	1- 0	0- 0		
0- 0	0- 0		0- 0	NEUTRAL		0- 0	0- 0	0- 0		

RPI 1-25					RPI 26-50					RPI 51-100					RPI 101+				
RPI	S	Opponent	Score		RPI	S	Opponent	Score		RPI	S	Opponent	Score		RPI	S	Opponent	Score	
7	H	Oregon	68	83	34	H	West Virginia	56	70	57	H	TCU	71	58	104	A	Auburn	82	73
7	N	Oregon	62	84	43	A	Southern California	75	74	83	A	Alabama	73	54	105	H	Kentucky	74	70
8	H	Tennessee	79	76	44	H	LSU	69	59	94	H	Central Ark.	72	61	111	H	Rice	82	76
15	H	Georgia	84	92	48	H	Houston	83	65						117	H	Little Rock	66	49
20	A	South Carolina	59	61											159	H	Louisiana	83	62
															220	H	SMU	79	57
															231	A	Texas Tech	90	56
															246	N	Hawaii	103	59
															302	H	Prairie View	98	70
LAST 12 Division I GAMES:																			
					44	H	LSU	69	59	20	A	South Carolina	59	61					
					83	A	Alabama	73	54	220	H	SMU	79	57					
					15	H	Georgia	84	92	7	N	Oregon	62	84					
					8	H	Tennessee	79	76	246	N	Hawaii	103	59					
					104	A	Auburn	82	73	43	A	Southern California	75	74					
					105	H	Kentucky	74	70	94	H	Central Ark.	72	61					

Non-Div I Games:

Texas A&M

Average RPI Win:	299	WON-LOST	WINNING	LAST 10	STRENGTH OF	OPP. STRENGTH	TEAM	ADJ.	CONF.	ADJ CONF.
Average RPI Loss:	162	RECORD	PCT. RANK	GAMES	SCHEDULE	OF SCHEDULE	RPI	RPI	RPI	RPI
DIV. I ONLY	9- 8	150	0- 0	335	329	245	245	32	32	
DIV. I NON-CONF.	3- 6	239	0- 0	269	201	238	238	32	32	

TOTALS	RPI 1-25	RPI 26-50	W-L RECORDS	RPI 51-100	RPI 101-999	RPI 201+				
9- 8	0- 0	0- 0	OVERALL	0- 1	9- 7	9- 1				
3- 3	0- 0	0- 0	HOME	0- 0	3- 3	3- 1				
4- 5	0- 0	0- 0	AWAY	0- 1	4- 4	4- 0				
2- 0	0- 0	0- 0	NEUTRAL	0- 0	2- 0	2- 0				
3- 6	0- 0	0- 0	NON-CONFERENCE	0- 1	3- 5	3- 0				
0- 1	0- 0	0- 0	HOME	0- 0	0- 1	0- 0				
1- 5	0- 0	0- 0	AWAY	0- 1	1- 4	1- 0				
2- 0	0- 0	0- 0	NEUTRAL	0- 0	2- 0	2- 0				
6- 2	0- 0	0- 0	CONFERENCE	0- 0	6- 2	6- 1				
3- 2	0- 0	0- 0	HOME	0- 0	3- 2	3- 1				
3- 0	0- 0	0- 0	AWAY	0- 0	3- 0	3- 0				
0- 0	0- 0	0- 0	NEUTRAL	0- 0	0- 0	0- 0				

RPI 1-25				RPI 26-50				RPI 51-100				RPI 101+				Team's RPI: 245	
RPI	S	Opponent	Score	RPI	S	Opponent	Score	RPI	S	Opponent	Score	RPI	S	Opponent	Score		
								98	A	Ole Miss	58	73	107	A	Wake Forest	56	73
												124	A	Kansas	37	72	
												127	A	UTEP	55	65	
												160	H	Texas St.	56	70	
												186	A	New Orleans	69	72	
												194	H	Southern U.	57	67	
												248	N	New Mexico St.	66	50	
												255	A	Grambling	73	63	
												274	H	Alcorn	91	57	
												286	A	Alabama A&M	55	49	
												302	H	Prairie View	56	61	
												313	N	Northwestern St.	56	43	
												314	A	Jackson St.	77	74	
												322	A	Sam Houston St.	77	58	
												338	H	Ark. -Pine Bluff	58	52	
												339	H	Mississippi Val.	55	39	

LAST 12 Division I GAMES:																	
286	A	Alabama A&M	55	49	274	H	Alcorn	91	57	194	H	Southern U.	57	67			
338	H	Ark. -Pine Bluff	58	52	98	A	Ole Miss	58	73	186	A	New Orleans	69	72			
339	H	Mississippi Val.	55	39	313	N	Northwestern St.	56	43	322	A	Sam Houston St.	77	58			
255	A	Grambling	73	63	302	H	Prairie View	56	61								
314	A	Jackson St.	77	74													
302	H	Prairie View	56	61													

Non-Div I Games: Wiley 74 36 Paul Quinn 85 59

Texas Southern

Average RPI Win: 261

Average RPI Loss: 144

WON-LOST
RECORDWINNING
PCT. RANKLAST 10
GAMESSTRENGTH OF
SCHEDULEOPP. STRENGTH
OF SCHEDULETEAM
RPIADJ.
RPICONF.
RPIADJ CONF.
RPIDIV. I ONLY
DIV. I NON-CONF.14- 7
7- 475
1027- 3
0- 2305
288237
260160
157160
15723
2323
23

TOTALS

RPI 1-25

RPI 26-50

W-L RECORDS

RPI 51-100

RPI 101-999

RPI 201+

14- 7

0- 0

0- 1

OVERALL

1- 1

13- 5

12- 1

6- 2

0- 0

0- 1

HOME

1- 0

5- 1

4- 0

8- 4

0- 0

0- 0

AWAY

0- 0

8- 0

8- 0

0- 1

0- 0

0- 0

NEUTRAL

0- 0

0- 1

0- 0

7- 4

0- 0

0- 1

NON-CONFERENCE

0- 1

7- 2

6- 0

3- 1

0- 0

0- 1

HOME

0- 0

3- 0

2- 0

4- 2

0- 0

0- 0

AWAY

0- 1

4- 1

4- 0

0- 1

0- 0

0- 0

NEUTRAL

0- 0

0- 1

0- 0

7- 3

0- 0

0- 0

CONFERENCE

1- 0

6- 3

6- 1

3- 1

0- 0

0- 0

HOME

1- 0

2- 1

2- 0

4- 2

0- 0

0- 0

AWAY

0- 0

4- 2

4- 1

0- 0

0- 0

0- 0

NEUTRAL

0- 0

0- 0

0- 0

RPI 1-25

RPI 26-50

RPI 51-100

RPI 101+

Team's RPI: 160

RPI S Opponent Score

RPI S Opponent Score

RPI S Opponent Score

RPI S Opponent Score

48 H Houston 67 72

57 A TCU 58 82

91 H South Ala. 78 63

117 A Little Rock 48 63

159 H Louisiana 58 65

168 N Bethune-Cookman 56 62

175 A Stetson 54 61

185 H Fresno St. 76 59

209 A Arkansas St. 67 55

218 H Troy 83 75

231 A Texas Tech 87 70

245 A Texas Southern 70 56

272 A Appal achian St. 69 54

283 A Coastal Caro. 64 65

300 A Incarnate Word 74 33

302 H Prairie View 84 57

312 A Georgia St. 83 63

315 H UTSA 91 38

321 A Ga. Southern 81 56

322 A Sam Houston St. 73 41

333 H La. -Monroe 86 52

LAST 12 Division I GAMES:

312 A Georgia St. 83 63

321 A Ga. Southern 81 56

159 H Louisiana 58 65

333 H La. -Monroe 86 52

117 A Little Rock 48 63

209 A Arkansas St. 67 55

218 H Troy 83 75

91 H South Ala. 78 63

283 A Coastal Caro. 64 65

272 A Appal achian St. 69 54

175 A Stetson 54 61

168 N Bethune-Cookman 56 62

Texas St.

Average RPI Win:	295	WON-LOST	WINNING	LAST 10	STRENGTH OF	OPP. STRENGTH	TEAM	ADJ.	CONF.	ADJ CONF.
Average RPI Loss:	61	RECORD	PCT. RANK	GAMES	SCHEDULE	OF SCHEDULE	RPI	RPI	RPI	RPI
DIV. I ONLY	7- 14	262	1- 9	99	98	231	231	5	5	
DIV. I NON-CONF.	6- 5	153	2- 0	298	281	271	271	6	6	

TOTALS	RPI 1-25	RPI 26-50	W-L RECORDS	RPI 51-100	RPI 101-999	RPI 201+				
7- 14	0- 3	0- 4	OVERALL	0- 4	7- 3	6- 0				
6- 8	0- 2	0- 2	HOME	0- 1	6- 3	6- 0				
1- 6	0- 1	0- 2	AWAY	0- 3	1- 0	0- 0				
0- 0	0- 0	0- 0	NEUTRAL	0- 0	0- 0	0- 0				
6- 5	0- 1	0- 2	NON-CONFERENCE	0- 1	6- 1	6- 0				
6- 3	0- 1	0- 1	HOME	0- 0	6- 1	6- 0				
0- 2	0- 0	0- 1	AWAY	0- 1	0- 0	0- 0				
0- 0	0- 0	0- 0	NEUTRAL	0- 0	0- 0	0- 0				
1- 9	0- 2	0- 2	CONFERENCE	0- 3	1- 2	0- 0				
0- 5	0- 1	0- 1	HOME	0- 1	0- 2	0- 0				
1- 4	0- 1	0- 1	AWAY	0- 2	1- 0	0- 0				
0- 0	0- 0	0- 0	NEUTRAL	0- 0	0- 0	0- 0				

RPI 1-25				RPI 26-50				RPI 51-100				RPI 101+ Team's RPI : 231			
RPI	S	Opponent	Score	RPI	S	Opponent	Score	RPI	S	Opponent	Score	RPI	S	Opponent	Score
10	A	Bayl or	49 97	34	A	West Vi rgi ni a	52 82	57	A	TCU	72 93	124	A	Kansas	68 56
11	H	Texas	39 90	37	H	Okl ahoma	52 73	61	A	Okl ahoma St.	62 80	124	H	Kansas	47 60
13	H	Texas A&M	56 90	44	H	LSU	40 48	61	H	Okl ahoma St.	57 98	126	H	Iowa St.	54 66
				48	A	Houston	75 79	72	A	New Mexi co	56 90	160	H	Texas St.	70 87

Average RPI Win: **160**
Average RPI Loss: **77**

WON-LOST
RECORD

WINNING
PCT. RANK

LAST 10
GAMES

STRENGTH OF
SCHEDULE

OPP. STRENGTH
OF SCHEDULE

TEAM
RPI

ADJ.
RPI

CONF.
RPI

ADJ CONF.
RPI

DIV. I ONLY	14- 7	75	1- 1	69	83	62	62	7	7
DIV. I NON-CONF.	9- 3	61	1- 1	79	123	39	39	8	8
TOTALS	RPI 1-25	RPI 26-50	W-L RECORDS	RPI 51-100	RPI 101-999	RPI 201+			
14- 7	0- 2	1- 1	OVERALL	3- 2	10- 2	4- 1			
9- 1	0- 0	1- 0	HOME	3- 0	5- 1	1- 0			
4- 5	0- 2	0- 0	AWAY	0- 2	4- 1	3- 1			
1- 1	0- 0	0- 1	NEUTRAL	0- 0	1- 0	0- 0			
9- 3	0- 1	0- 1	NON-CONFERENCE	2- 1	7- 0	3- 0			
5- 0	0- 0	0- 0	HOME	2- 0	3- 0	0- 0			
3- 2	0- 1	0- 0	AWAY	0- 1	3- 0	3- 0			
1- 1	0- 0	0- 1	NEUTRAL	0- 0	1- 0	0- 0			
5- 4	0- 1	1- 0	CONFERENCE	1- 1	3- 2	1- 1			
4- 1	0- 0	1- 0	HOME	1- 0	2- 1	1- 0			
1- 3	0- 1	0- 0	AWAY	0- 1	1- 1	0- 1			
0- 0	0- 0	0- 0	NEUTRAL	0- 0	0- 0	0- 0			

RPI 1-25				RPI 26-50				RPI 51-100				Team's RPI: 62				RPI 101+			
RPI	S	Opponent	Score	RPI	S	Opponent	Score	RPI	S	Opponent	Score	RPI	S	Opponent	Score	RPI	S	Opponent	Score
5	A	Louisville	55 90	32	H	Ball St.	72 66	53	H	Dayton	68 50	123	H	Kent St.	55 62				
25	A	Buffalo	69 87	46	N	Western Ky.	56 70	54	A	Duquesne	54 73	131	H	Cleveland St.	65 56				
								73	H	Maine	65 64	138	H	Northern Ill.	63 60				
								81	A	Ohio	61 78	140	A	Bowling Green	77 67				
								81	H	Ohio	75 57	146	H	Saint Francis (PA)	74 66				
												159	H	Louisiana	79 55				
												194	N	Southern U.	81 76				
												207	A	Eastern Mich.	57 70				
												221	H	Akron	60 54				
												235	A	St. Bonaventure	58 39				
												288	A	Detroit Mercy	81 64				
												343	A	Iona	74 57				
LAST 12 Division I GAMES:																			
159	H	Louisiana	79 55	138	H	Northern Ill.	63 60												
5	A	Louisville	55 90	81	H	Ohio	75 57												
140	A	Bowling Green	77 67	207	A	Eastern Mich.	57 70												
123	H	Kent St.	55 62	221	H	Akron	60 54												
25	A	Buffalo	69 87	81	A	Ohio	61 78												
32	H	Ball St.	72 66	288	A	Detroit Mercy	81 64												

Non-Div I Games:

Toledo

Average RPI Win:	259	WON-LOST	WINNING	LAST 10	STRENGTH OF	OPP. STRENGTH	TEAM	ADJ.	CONF.	ADJ CONF.
Average RPI Loss:	175	RECORD	PCT. RANK	GAMES	SCHEDULE	OF SCHEDULE	RPI	RPI	RPI	RPI
DIV. I ONLY	8- 11	223	4- 6	336	186	276	276	10	10	
DIV. I NON-CONF.	5- 6	187	2- 2	343	254	314	314	12	12	

TOTALS	RPI 1-25	RPI 26-50	W-L RECORDS	RPI 51-100	RPI 101-999	RPI 201+				
8- 11	0- 0	0- 0	OVERALL	0- 2	8- 9	6- 4				
4- 4	0- 0	0- 0	HOME	0- 0	4- 4	3- 2				
3- 6	0- 0	0- 0	AWAY	0- 2	3- 4	2- 2				
1- 1	0- 0	0- 0	NEUTRAL	0- 0	1- 1	1- 0				
5- 6	0- 0	0- 0	NON-CONFERENCE	0- 0	5- 6	4- 3				
3- 2	0- 0	0- 0	HOME	0- 0	3- 2	2- 1				
1- 3	0- 0	0- 0	AWAY	0- 0	1- 3	1- 2				
1- 1	0- 0	0- 0	NEUTRAL	0- 0	1- 1	1- 0				
3- 5	0- 0	0- 0	CONFERENCE	0- 2	3- 3	2- 1				
1- 2	0- 0	0- 0	HOME	0- 0	1- 2	1- 1				
2- 3	0- 0	0- 0	AWAY	0- 2	2- 1	1- 0				
0- 0	0- 0	0- 0	NEUTRAL	0- 0	0- 0	0- 0				

RPI 1-25	RPI 26-50	RPI 51-100	RPI 101+	Team's RPI: 276
RPI S Opponent Score	RPI S Opponent Score	RPI S Opponent Score	RPI S Opponent Score	
		82 A El on 61 84	112 H George Washi ngton 43 66	
		87 A James Madi son 45 69	116 A Del aware 49 51	
			144 A William & Mary 67 66	
			150 A Pi ttsburgh 63 81	
			162 H Northeastern 61 70	
			164 H Sai nt Joseph' s 90 66	
			200 N Radford 66 69	
			203 A Norfol k St. 76 86	
			239 A Loyol a Maryl and 76 67	
			256 A Col . of Charleston 83 58	
			256 H Col . of Charleston 67 80	
			271 H Col gate 61 65	
			280 H UNCW 72 71	
			290 A Massachusetts 49 72	
			323 H Wagner 64 42	
			330 H UMBC 95 64	
			338 N Ark .-Pi ne Bl uff 70 44	
LAST 12 Division I GAMES:				
256 A Col . of Charleston 83 58	256 H Col . of Charleston 67 80			
82 A El on 61 84	162 H Northeastern 61 70			
116 A Del aware 49 51	200 N Radford 66 69			
280 H UNCW 72 71	338 N Ark .-Pi ne Bl uff 70 44			
144 A William & Mary 67 66	203 A Norfol k St. 76 86			
87 A James Madi son 45 69	239 A Loyol a Maryl and 76 67			

Non-Div I Games:

Towson

Average RPI Win:	271	WON-LOST	WINNING	LAST 10	STRENGTH OF	OPP. STRENGTH	TEAM	ADJ.	CONF.	ADJ CONF.
Average RPI Loss:	143	RECORD	PCT. RANK	GAMES	SCHEDULE	OF SCHEDULE	RPI	RPI	RPI	RPI
DIV. I ONLY	8- 10	209	5- 5	279	193	218	218	23	23	
DIV. I NON-CONF.	3- 6	239	0- 3	216	102	200	200	23	23	

TOTALS	RPI 1-25	RPI 26-50	W-L RECORDS	RPI 51-100	RPI 101-999	RPI 201+				
8- 10	0- 1	0- 0	OVERALL	0- 3	8- 6	6- 2				
4- 1	0- 0	0- 0	HOME	0- 0	4- 1	3- 1				
4- 8	0- 1	0- 0	AWAY	0- 3	4- 4	3- 1				
0- 1	0- 0	0- 0	NEUTRAL	0- 0	0- 1	0- 0				
3- 6	0- 1	0- 0	NON-CONFERENCE	0- 2	3- 3	2- 0				
1- 0	0- 0	0- 0	HOME	0- 0	1- 0	0- 0				
2- 5	0- 1	0- 0	AWAY	0- 2	2- 2	2- 0				
0- 1	0- 0	0- 0	NEUTRAL	0- 0	0- 1	0- 0				
5- 4	0- 0	0- 0	CONFERENCE	0- 1	5- 3	4- 2				
3- 1	0- 0	0- 0	HOME	0- 0	3- 1	3- 1				
2- 3	0- 0	0- 0	AWAY	0- 1	2- 2	1- 1				
0- 0	0- 0	0- 0	NEUTRAL	0- 0	0- 0	0- 0				

RPI 1-25				RPI 26-50				RPI 51-100				RPI 101+ Team's RPI: 218			
RPI	S	Opponent	Score	RPI	S	Opponent	Score	RPI	S	Opponent	Score	RPI	S	Opponent	Score
8	A	Tennessee	69 131					91	A	South Ala.	68 79	114	H	Jacksonville	89 88
								97	A	Tulane	75 106	122	A	Middle Tenn.	57 73
								98	A	Ole Miss	93 96	159	A	Louisiana	62 55
												160	A	Texas St.	75 83
												181	A	Samford	73 80
												181	N	Samford	76 82
												208	A	UT Arlington	57 76
												272	H	Appalachian St.	81 74
												283	H	Coastal Caro.	92 97
												311	A	Alabama St.	93 63
												312	H	Georgia St.	90 86
												321	H	Ga. Southern	88 47
												333	A	La.-Monroe	86 79
												345	A	Tennessee St.	95 66
LAST 12 Division I GAMES:															
159	A	Louisiana	62 55	208	A	UT Arlington	57 76								
333	A	La.-Monroe	86 79	312	H	Georgia St.	90 86								
283	H	Coastal Caro.	92 97	321	H	Ga. Southern	88 47								
272	H	Appalachian St.	81 74	181	N	Samford	76 82								
91	A	South Ala.	68 79	97	A	Tulane	75 106								
160	A	Texas St.	75 83	181	A	Samford	73 80								

Non-Div I Games: Montevallo 130 50 Stillman 89 62

Troy

T
u
l
a
n
e

Tulane				Through Games Of Jan. 27, 2018							
Average RPI	Win:	176	WON-LOST	WINNING	LAST 10	STRENGTH OF	OPP. STRENGTH	TEAM	ADJ.	CONF.	ADJ CONF.
Average RPI	Loss:	67	RECORD	PCT. RANK	GAMES	SCHEDULE	OF SCHEDULE	RPI	RPI	RPI	RPI
DIV. I ONLY	11- 10	163	5- 5	50	66	97	97	8	8		
DIV. I NON-CONF.	8- 5	111	3- 1	104	93	93	93	7	7		

TOTALS	RPI 1-25		RPI 26-50		W-L RECORDS	RPI 51-100		RPI 101-999		RPI 201+	
11- 10	0- 2		0- 4		OVERALL	1- 1		10- 3		4- 0	
7- 3	0- 0		0- 2		HOME	0- 0		7- 1		2- 0	
3- 5	0- 0		0- 0		AWAY	1- 0		2- 0		1- 0	
1- 2	0- 0		0- 0		NEUTRAL	0- 1		1- 1		1- 0	
8- 5	0- 1		0- 1		NON-CONFERENCE	1- 1		7- 2		3- 0	
5- 1	0- 0		0- 1		HOME	0- 0		5- 0		1- 0	
2- 2	0- 1		0- 0		AWAY	1- 0		1- 1		1- 0	
1- 2	0- 0		0- 0		NEUTRAL	0- 1		1- 1		1- 0	
3- 5	0- 1		0- 3		CONFERENCE	0- 0		3- 1		1- 0	
2- 2	0- 0		0- 1		HOME	0- 0		2- 1		1- 0	
1- 3	0- 1		0- 2		AWAY	0- 0		1- 0		0- 0	
0- 0	0- 0		0- 0		NEUTRAL	0- 0		0- 0		0- 0	

RPI 1-25				RPI 26-50				Team's RPI: 97		RPI 101+	
RPI	S	Opponent	Score	RPI	S	Opponent	Score	RPI	S	Opponent	Score
1	A	UConn	45 98	30	A	South Fla.	46 75	53	N	Dayton	65 71
18	A	NC State	55 79	44	H	LSU	50 73	73	A	Maine	42 34
				48	H	Houston	92 98				
				50	A	UCF	51 59				

LAST 12 Division I GAMES:											
1	A	UConn	45 98	165	A	Tul sa	72 63	122	H	Middle Tenn.	62 44
230	H	East Carolina	64 58	30	A	South Fla.	46 75	126	N	Iowa St.	64 67
165	H	Tul sa	70 39	127	H	UTEP	67 56	127	H	UTEP	67 56
50	A	UCF	51 59	218	H	Troy	106 75	129	H	Vanderbilt	71 59
136	H	Wichita St.	56 64	122	H	Middle Tenn.	62 44	136	H	Wichita St.	56 64
48	H	Houston	92 98	44	H	LSU	50 73	165	A	Tul sa	72 63
								165	H	Tul sa	70 39
								167	A	Southern Miss.	58 66
								186	H	New Orleans	79 56
								218	H	Troy	106 75
								230	H	East Carolina	64 58
								237	N	San Diego St.	80 46
								289	A	McNeese	70 66

T
u
l
a
n
e

Non-Div I Games:

Tulane

Average RPI Win:	208	WON-LOST	WINNING	LAST 10	STRENGTH OF	OPP. STRENGTH	TEAM	ADJ.	CONF.	ADJ CONF.
Average RPI Loss:	139	RECORD	PCT. RANK	GAMES	SCHEDULE	OF SCHEDULE	RPI	RPI	RPI	RPI
DIV. I ONLY	15- 3	22	8- 1	239	166	84	84	18	18	
DIV. I NON-CONF.	9- 2	34	3- 1	294	165	95	95	19	19	

TOTALS	RPI 1-25	RPI 26-50	W-L RECORDS	RPI 51-100	RPI 101-999	RPI 201+				
15- 3	0- 0	1- 0	OVERALL	1- 1	13- 2	7- 0				
8- 1	0- 0	1- 0	HOME	0- 0	7- 1	4- 0				
6- 1	0- 0	0- 0	AWAY	1- 0	5- 1	3- 0				
1- 1	0- 0	0- 0	NEUTRAL	0- 1	1- 0	0- 0				
9- 2	0- 0	0- 0	NON-CONFERENCE	1- 1	8- 1	4- 0				
5- 0	0- 0	0- 0	HOME	0- 0	5- 0	3- 0				
3- 1	0- 0	0- 0	AWAY	1- 0	2- 1	1- 0				
1- 1	0- 0	0- 0	NEUTRAL	0- 1	1- 0	0- 0				
6- 1	0- 0	1- 0	CONFERENCE	0- 0	5- 1	3- 0				
3- 1	0- 0	1- 0	HOME	0- 0	2- 1	1- 0				
3- 0	0- 0	0- 0	AWAY	0- 0	3- 0	2- 0				
0- 0	0- 0	0- 0	NEUTRAL	0- 0	0- 0	0- 0				

U

U

A

A

B

B

RPI 1-25				RPI 26-50				RPI 51-100				Team's RPI: 84				RPI 101+			
RPI	S	Opponent	Score	RPI	S	Opponent	Score	RPI	S	Opponent	Score	RPI	S	Opponent	Score	RPI	S	Opponent	Score
				46	H	Western Ky.	79 61					69	N	Indiana	63 71	120	A	High Point	77 61
												91	A	South Ala.	78 66	122	A	Middle Tenn.	59 51
																145	H	Southern Ill.	76 66
																167	H	Southern Miss.	63 80
																181	A	Memphis	62 64
																181	H	Samford	77 53
																192	H	Fla. Atlantic	90 57
																197	N	UC Santa Barbara	67 54
																225	H	North Texas	68 52
																272	A	Appalachian St.	70 59
																273	A	FIU	71 61
																286	H	Alabama A&M	85 58
																311	H	Alabama St.	61 44
																324	A	Old Dominion	74 61
																339	H	Mississippi Val.	87 72
LAST 12 Division I GAMES:																			
				192	H	Fla. Atlantic	90 57					324	A	Old Dominion	74 61				
				273	A	FIU	71 61					91	A	South Ala.	78 66				
				225	H	North Texas	68 52					311	H	Alabama St.	61 44				
				167	H	Southern Miss.	63 80					286	H	Alabama A&M	85 58				
				46	H	Western Ky.	79 61					181	A	Memphis	62 64				
				122	A	Middle Tenn.	59 51					181	H	Samford	77 53				

Non-Div I Games: Tuskegee 105 50 Miles 85 42

UAB

Average RPI Win:	193	WON-LOST	WINNING	LAST 10	STRENGTH OF	OPP. STRENGTH	TEAM	ADJ.	CONF.	ADJ CONF.
Average RPI Loss:	56	RECORD	PCT. RANK	GAMES	SCHEDULE	OF SCHEDULE	RPI	RPI	RPI	RPI
DIV. I ONLY	17- 3	14	8- 2	195	108	58	58	21	21	
DIV. I NON-CONF.	10- 3	51	2- 3	189	48	57	57	21	21	

TOTALS	RPI 1-25	RPI 26-50	W-L RECORDS	RPI 51-100	RPI 101-999	RPI 201+				
17- 3	0- 0	0- 2	OVERALL	2- 1	15- 0	7- 0				
9- 1	0- 0	0- 1	HOME	1- 0	8- 0	5- 0				
7- 2	0- 0	0- 1	AWAY	1- 1	6- 0	2- 0				
1- 0	0- 0	0- 0	NEUTRAL	0- 0	1- 0	0- 0				
10- 3	0- 0	0- 2	NON-CONFERENCE	2- 1	8- 0	4- 0				
5- 1	0- 0	0- 1	HOME	1- 0	4- 0	2- 0				
4- 2	0- 0	0- 1	AWAY	1- 1	3- 0	2- 0				
1- 0	0- 0	0- 0	NEUTRAL	0- 0	1- 0	0- 0				
7- 0	0- 0	0- 0	CONFERENCE	0- 0	7- 0	3- 0				
4- 0	0- 0	0- 0	HOME	0- 0	4- 0	3- 0				
3- 0	0- 0	0- 0	AWAY	0- 0	3- 0	0- 0				
0- 0	0- 0	0- 0	NEUTRAL	0- 0	0- 0	0- 0				

RPI 1-25				RPI 26-50				RPI 51-100				RPI 101+			
RPI	S	Opponent	Score	RPI	S	Opponent	Score	RPI	S	Opponent	Score	RPI	S	Opponent	Score
				42	A	Oregon St.	47 61	76	A	Fordham	62 70	119	N	Yale	71 61
				50	H	UCF	55 62	78	H	Washington St.	91 76	133	H	Portland St.	79 67
								89	A	Saint Mary' s (CA)	74 50	152	A	Paci fic	90 58
												161	H	San Franci sco	72 55
												171	A	Cal Poly	80 76
												176	A	UC Irvi ne	76 67
												197	A	UC Santa Barbara	68 61
												197	H	UC Santa Barbara	69 63
												213	A	Seattle U	79 53
												223	H	Pepperdi ne	69 64
												244	H	UC Ri versi de	74 63
												246	H	Hawai i	76 52
												275	H	Sacramento St.	79 72
												301	H	Cal St. Fullerton	67 53
												308	A	Southern Utah	85 59
LAST 12 Division I GAMES:															
				197	H	UC Santa Barbara	69 63	176	A	UC Irvi ne	76 67				
				301	H	Cal St. Fullerton	67 53	76	A	Fordham	62 70				
				171	A	Cal Poly	80 76	119	N	Yale	71 61				
				197	A	UC Santa Barbara	68 61	42	A	Oregon St.	47 61				
				244	H	UC Ri versi de	74 63	50	H	UCF	55 62				
				246	H	Hawai i	76 52	89	A	Saint Mary' s (CA)	74 50				

Non-Div I Games:

UC Davis

UC Irvine				Through Games Of Jan. 27, 2018																	
Average RPI Win:		248		WON-LOST RECORD		WINNING PCT. RANK		LAST 10 GAMES		STRENGTH OF SCHEDULE		OPP. STRENGTH OF SCHEDULE		TEAM RPI		ADJ. RPI		CONF. RPI		ADJ CONF. RPI	
Average RPI Loss:		123																			
DIV. I ONLY				12- 8		116		7- 2		270		171		176		176		21		21	
DIV. I NON-CONF.				7- 6		165		3- 1		302		174		218		218		21		21	

TOTALS		RPI 1-25		RPI 26-50		W-L RECORDS		RPI 51-100		RPI 101-999		RPI 201+									
12- 8		0- 0		0- 0		OVERALL		0- 2		12- 6		11- 0									
6- 3		0- 0		0- 0		HOME		0- 1		6- 2		5- 0									
6- 3		0- 0		0- 0		AWAY		0- 1		6- 2		6- 0									
0- 2		0- 0		0- 0		NEUTRAL		0- 0		0- 2		0- 0									
7- 6		0- 0		0- 0		NON-CONFERENCE		0- 1		7- 5		7- 0									
3- 2		0- 0		0- 0		HOME		0- 0		3- 2		3- 0									
4- 2		0- 0		0- 0		AWAY		0- 1		4- 1		4- 0									
0- 2		0- 0		0- 0		NEUTRAL		0- 0		0- 2		0- 0									
5- 2		0- 0		0- 0		CONFERENCE		0- 1		5- 1		4- 0									
3- 1		0- 0		0- 0		HOME		0- 1		3- 0		2- 0									
2- 1		0- 0		0- 0		AWAY		0- 0		2- 1		2- 0									
0- 0		0- 0		0- 0		NEUTRAL		0- 0		0- 0		0- 0									

RPI 1-25				RPI 26-50				RPI 51-100				RPI 101+				Team's RPI: 176					
RPI	S	Opponent	Score	RPI	S	Opponent	Score	RPI	S	Opponent	Score	RPI	S	Opponent	Score						
								58	H	UC Davis	67 76	102	A	UNLV	54 73						
								72	A	New Mexico	61 83	133	H	Portland St.	72 82						
												136	N	Wichita St.	53 76						
												142	H	Idaho St.	72 78						
												169	N	Illinois	59 65						
												171	A	Cal Poly	76 79						
												197	H	UC Santa Barbara	77 74						
												213	A	Seattle U	84 79						
												219	H	CSUN	56 47						
												223	H	Pepperdine	75 74						
												237	A	San Diego St.	67 65						
												244	A	UC Riverside	81 71						
												246	A	Hawaii	74 67						
												246	H	Hawaii	70 66						
												249	A	CSU Bakersfield	72 59						
												296	H	Utah St.	87 84						
												299	H	Portland	63 52						
												308	A	Southern Utah	71 64						

LAST 12 Division I GAMES:																					
				219	H	CSUN	56 47	58	H	UC Davis	67 76										
				244	A	UC Riverside	81 71	249	A	CSU Bakersfield	72 59										
				246	H	Hawaii	70 66	213	A	Seattle U	84 79										
				171	A	Cal Poly	76 79	133	H	Portland St.	72 82										
				197	H	UC Santa Barbara	77 74	237	A	San Diego St.	67 65										
				246	A	Hawaii	74 67	308	A	Southern Utah	71 64										

Non-Div I Games: Chapman 92 57

Average RPI Win:	237	WON-LOST	WINNING	LAST 10	STRENGTH OF	OPP. STRENGTH	TEAM	ADJ.	CONF.	ADJ CONF.
Average RPI Loss:	125	RECORD	PCT. RANK	GAMES	SCHEDULE	OF SCHEDULE	RPI	RPI	RPI	RPI
DIV. I ONLY	6- 16	289	3- 7	127	123	244	244	21	21	
DIV. I NON-CONF.	3- 11	289	0- 4	76	32	217	217	21	21	

TOTALS	RPI 1-25	RPI 26-50	W-L RECORDS	RPI 51-100	RPI 101-999	RPI 201+				
6- 16	0- 2	0- 3	OVERALL	0- 2	6- 9	4- 4				
4- 5	0- 0	0- 1	HOME	0- 0	4- 4	4- 0				
1- 9	0- 2	0- 2	AWAY	0- 2	1- 3	0- 2				
1- 2	0- 0	0- 0	NEUTRAL	0- 0	1- 2	0- 2				
3- 11	0- 2	0- 3	NON-CONFERENCE	0- 1	3- 5	1- 2				
1- 3	0- 0	0- 1	HOME	0- 0	1- 2	1- 0				
1- 6	0- 2	0- 2	AWAY	0- 1	1- 1	0- 0				
1- 2	0- 0	0- 0	NEUTRAL	0- 0	1- 2	0- 2				
3- 5	0- 0	0- 0	CONFERENCE	0- 1	3- 4	3- 2				
3- 2	0- 0	0- 0	HOME	0- 0	3- 2	3- 0				
0- 3	0- 0	0- 0	AWAY	0- 1	0- 2	0- 2				
0- 0	0- 0	0- 0	NEUTRAL	0- 0	0- 0	0- 0				

RPI 1-25				RPI 26-50				RPI 51-100				RPI 101+ Team's RPI: 244			
RPI	S	Opponent	Score	RPI	S	Opponent	Score	RPI	S	Opponent	Score	RPI	S	Opponent	Score
9	A	UCLA	48 68	35	A	Arizona St.	48 73	58	A	UC Davis	63 74	102	N	UNLV	95 88
21	A	Stanford	43 53	43	H	Southern California	46 64	75	A	South Dakota	66 75	126	A	Iowa St.	66 89
				47	A	Minnesota	75 101					127	H	UTEP	62 73
												148	H	Loyola Marymount	59 67
												171	H	Cal Poly	82 87
												176	H	UC Irvine	71 81
												185	A	Fresno St.	68 56
												219	A	CSUN	55 60
												220	N	SMU	51 73
												246	A	Hawaii	57 63
												246	H	Hawaii	79 57
												249	H	CSU Bakersfield	68 65
												275	N	Sacramento St.	72 99
												301	H	Cal St. Fullerton	63 50
												336	H	Long Beach St.	77 53

LAST 12 Division I GAMES:															
246	A	Hawaii	57 63	336	H	Long Beach St.	77 53	171	H	Cal Poly	82 87	127	H	UTEP	62 73
176	H	UC Irvine	71 81	47	A	Minnesota	75 101	75	A	South Dakota	66 75	126	A	Iowa St.	66 89
219	A	CSUN	55 60	58	A	UC Davis	63 74								
246	H	Hawaii	79 57												
301	H	Cal St. Fullerton	63 50												
58	A	UC Davis	63 74												

Non-Div I Games:

UC Riverside

Average RPI Win:	268	WON-LOST	WINNING	LAST 10	STRENGTH OF	OPP. STRENGTH	TEAM	ADJ.	CONF.	ADJ CONF.
Average RPI Loss:	127	RECORD	PCT. RANK	GAMES	SCHEDULE	OF SCHEDULE	RPI	RPI	RPI	RPI
DIV. I ONLY	7- 12	244	6- 4	114	250	197	197	21	21	
DIV. I NON-CONF.	3- 9	280	2- 3	110	227	232	232	21	21	

TOTALS	RPI 1-25	RPI 26-50	W-L RECORDS	RPI 51-100	RPI 101-999	RPI 201+				
7- 12	0- 1	0- 1	OVERALL	0- 4	7- 6	6- 3				
3- 4	0- 0	0- 0	HOME	0- 1	3- 3	2- 2				
4- 7	0- 1	0- 1	AWAY	0- 2	4- 3	4- 1				
0- 1	0- 0	0- 0	NEUTRAL	0- 1	0- 0	0- 0				
3- 9	0- 1	0- 1	NON-CONFERENCE	0- 2	3- 5	3- 3				
1- 3	0- 0	0- 0	HOME	0- 0	1- 3	1- 2				
2- 5	0- 1	0- 1	AWAY	0- 1	2- 2	2- 1				
0- 1	0- 0	0- 0	NEUTRAL	0- 1	0- 0	0- 0				
4- 3	0- 0	0- 0	CONFERENCE	0- 2	4- 1	3- 0				
2- 1	0- 0	0- 0	HOME	0- 1	2- 0	1- 0				
2- 2	0- 0	0- 0	AWAY	0- 1	2- 1	2- 0				
0- 0	0- 0	0- 0	NEUTRAL	0- 0	0- 0	0- 0				

RPI 1-25				RPI 26-50				RPI 51-100				RPI 101+ Team's RPI: 197			
RPI	S	Opponent	Score	RPI	S	Opponent	Score	RPI	S	Opponent	Score	RPI	S	Opponent	Score
9	A	UCLA	44 74	42	A	Oregon St.	49 74	58	A	UC Davis	63 69	148	A	Loyola Marymount	61 67
								58	H	UC Davis	61 68	171	H	Cal Poly	73 68
								84	N	UAB	54 67	176	A	UC Irvine	74 77
								89	A	Saint Mary's (CA)	59 89	185	H	Fresno St.	57 64
												205	H	San Diego	58 71
												213	H	Seattle U	71 77
												219	A	CSUN	74 73
												237	H	San Diego St.	77 64
												248	A	New Mexico St.	77 47
												257	A	Santa Clara	63 68
												328	A	Northern Ariz.	96 93
												336	A	Long Beach St.	90 74
												336	H	Long Beach St.	51 44

LAST 12 Division I GAMES:															
				58	A	UC Davis	63 69	336	H	Long Beach St.	51 44				
				336	A	Long Beach St.	90 74	248	A	New Mexico St.	77 47				
				58	H	UC Davis	61 68	237	H	San Diego St.	77 64				
				176	A	UC Irvine	74 77	148	A	Loyola Marymount	61 67				
				219	A	CSUN	74 73	42	A	Oregon St.	49 74				
				171	H	Cal Poly	73 68	9	A	UCLA	44 74				

Non-Div I Games:

UC Santa Barbara

Average RPI Win:	161	WON-LOST	WINNING	LAST 10	STRENGTH OF	OPP. STRENGTH	TEAM	ADJ.	CONF.	ADJ CONF.
Average RPI Loss:	82	RECORD	PCT. RANK	GAMES	SCHEDULE	OF SCHEDULE	RPI	RPI	RPI	RPI
DIV. I ONLY	14- 7	75	7- 3	57	63	50	50	8	8	
DIV. I NON-CONF.	8- 5	111	3- 1	58	112	64	64	7	7	

TOTALS	RPI 1-25	RPI 26-50	W-L RECORDS	RPI 51-100	RPI 101-999	RPI 201+				
14- 7	0- 1	0- 1	OVERALL	4- 3	10- 2	4- 0				
8- 2	0- 0	0- 0	HOME	2- 2	6- 0	2- 0				
6- 5	0- 1	0- 1	AWAY	2- 1	4- 2	2- 0				
0- 0	0- 0	0- 0	NEUTRAL	0- 0	0- 0	0- 0				
8- 5	0- 0	0- 0	NON-CONFERENCE	3- 3	5- 2	2- 0				
4- 2	0- 0	0- 0	HOME	1- 2	3- 0	1- 0				
4- 3	0- 0	0- 0	AWAY	2- 1	2- 2	1- 0				
0- 0	0- 0	0- 0	NEUTRAL	0- 0	0- 0	0- 0				
6- 2	0- 1	0- 1	CONFERENCE	1- 0	5- 0	2- 0				
4- 0	0- 0	0- 0	HOME	1- 0	3- 0	1- 0				
2- 2	0- 1	0- 1	AWAY	0- 0	2- 0	1- 0				
0- 0	0- 0	0- 0	NEUTRAL	0- 0	0- 0	0- 0				

RPI	S	Opponent	Score	RPI	S	Opponent	Score	Team's RPI: 50	RPI	S	Opponent	Score	RPI	S	Opponent	Score
1	A	UConn	44 80	30	A	South Fla.	45 62		58	A	UC Davis	62 55	136	H	Wi chi ta St.	59 53
									60	A	Vi rgi ni a Tech	69 86	149	H	Davi dson	62 54
									65	H	Mercer	64 73	152	A	Paci fi c	74 78
									70	H	IUPUI	63 59	155	H	UNI	53 43
									82	H	El on	57 71	165	A	Tul sa	47 44
									92	A	Chattanooga	58 57	174	H	Templ e	76 46
									97	H	Tul ane	59 51	181	A	Samford	51 58
													191	A	Boston U.	47 32
													206	A	Gardner-Webb	65 30
													220	A	SMU	60 42
													220	H	SMU	58 43
													321	H	Ga. Southern	62 38
LAST 12 Division I GAMES:																
165	A	Tul sa	47 44	220	A	SMU	60 42		174	H	Templ e	76 46				
220	H	SMU	58 43						149	H	Davi dson	62 54				
97	H	Tul ane	59 51						152	A	Paci fi c	74 78				
30	A	South Fla.	45 62						58	A	UC Davis	62 55				
1	A	UConn	44 80						191	A	Boston U.	47 32				
136	H	Wi chi ta St.	59 53													

Non-Div I Games:

UCF

Average RPI Win: **106**
 Average RPI Loss: **23**

WON-LOST
RECORD

WINNING
PCT. RANK

LAST 10
GAMES

STRENGTH OF
SCHEDULE

OPP. STRENGTH
OF SCHEDULE

TEAM
RPI

ADJ.
RPI

CONF.
RPI

ADJ CONF.
RPI

DIV. I ONLY	16- 4	30	8- 2	9	7	9	9	4	4
DIV. I NON-CONF.	9- 2	34	2- 1	23	14	14	14	3	3
TOTALS	RPI 1-25	RPI 26-50	W-L RECORDS	RPI 51-100	RPI 101-999	RPI 201+			
16- 4	2- 3	4- 0	OVERALL	4- 1	6- 0	3- 0			
8- 2	2- 2	2- 0	HOME	0- 0	4- 0	3- 0			
6- 2	0- 1	1- 0	AWAY	3- 1	2- 0	0- 0			
2- 0	0- 0	1- 0	NEUTRAL	1- 0	0- 0	0- 0			
9- 2	1- 1	1- 0	NON-CONFERENCE	3- 1	4- 0	3- 0			
5- 1	1- 1	0- 0	HOME	0- 0	4- 0	3- 0			
2- 1	0- 0	0- 0	AWAY	2- 1	0- 0	0- 0			
2- 0	0- 0	1- 0	NEUTRAL	1- 0	0- 0	0- 0			
7- 2	1- 2	3- 0	CONFERENCE	1- 0	2- 0	0- 0			
3- 1	1- 1	2- 0	HOME	0- 0	0- 0	0- 0			
4- 1	0- 1	1- 0	AWAY	1- 0	2- 0	0- 0			
0- 0	0- 0	0- 0	NEUTRAL	0- 0	0- 0	0- 0			

RPI	S	Opponent	Score	RPI	S	Opponent	Score	RPI	S	Opponent	Score	RPI	S	Opponent	Score
1	H	UConn	60 78	28	A	Cal i forn i a	82 46	61	A	Okl ahoma St.	72 87	135	A	Washi ngton	86 69
7	H	Oregon	61 70	28	H	Cal i forn i a	60 52	74	N	Kansas St.	64 55	137	A	Col orado	93 55
10	H	Bayl or	82 68	42	H	Oregon St.	84 49	76	A	Fordham	67 30	197	H	UC Santa Barbara	74 44
21	A	Stanford	65 76	45	N	Creighton	72 63	79	A	Utah	81 74	243	H	Presbyter i an	76 40
21	H	Stanford	64 53					93	A	Seton Hall	77 68	244	H	UC Ri versi de	68 48
												250	H	San Jose St.	129 69
LAST 12 Di vi si on I GAMES:															
135	A	Washi ngton	86 69	42	H	Oregon St.	84 49								
21	H	Stanford	64 53	28	A	Cal i forn i a	82 46								
28	H	Cal i forn i a	60 52	21	A	Stanford	65 76								
137	A	Col orado	93 55	76	A	Fordham	67 30								
79	A	Utah	81 74	93	A	Seton Hall	77 68								
7	H	Oregon	61 70	61	A	Okl ahoma St.	72 87								

Non-Di v I Games:

UCLA

Average RPI	Win:	79	WON-LOST	WINNING	LAST 10	STRENGTH OF	OPP. STRENGTH	TEAM	ADJ.	CONF.	ADJ CONF.
Average RPI	Loss:	0	RECORD	PCT. RANK	GAMES	SCHEDULE	OF SCHEDULE	RPI	RPI	RPI	RPI
DIV. I ONLY		20- 0		1	10- 0	4	1	1	1	8	8
DIV. I NON-CONF.		11- 0		1	3- 0	1	1	1	1	7	7

TOTALS	RPI 1-25		RPI 26-50		W-L RECORDS	RPI 51-100		RPI 101-999		RPI 201+	
20- 0	5- 0		7- 0		OVERALL	2- 0		6- 0		1- 0	
7- 0	2- 0		2- 0		HOME	1- 0		2- 0		0- 0	
9- 0	2- 0		3- 0		AWAY	0- 0		4- 0		1- 0	
4- 0	1- 0		2- 0		NEUTRAL	1- 0		0- 0		0- 0	
11- 0	5- 0		4- 0		NON-CONFERENCE	1- 0		1- 0		0- 0	
3- 0	2- 0		1- 0		HOME	0- 0		0- 0		0- 0	
4- 0	2- 0		1- 0		AWAY	0- 0		1- 0		0- 0	
4- 0	1- 0		2- 0		NEUTRAL	1- 0		0- 0		0- 0	
9- 0	0- 0		3- 0		CONFERENCE	1- 0		5- 0		1- 0	
4- 0	0- 0		1- 0		HOME	1- 0		2- 0		0- 0	
5- 0	0- 0		2- 0		AWAY	0- 0		3- 0		1- 0	
0- 0	0- 0		0- 0		NEUTRAL	0- 0		0- 0		0- 0	

RPI	S	Opponent	Score	RPI	S	Opponent	Score	RPI	S	Opponent	Score	RPI	S	Opponent	Score
2	H	Notre Dame	80 71	28	H	Cal i forn i a	82 47	54	N	Duquesne	104 52	163	A	Nevada	88 57
9	A	UCLA	78 60	29	A	DePaul	103 69	97	H	Tul ane	98 45	165	H	Tul sa	78 60
11	A	Texas	75 71	30	A	South Fla.	100 49					174	A	Templ e	113 57
21	N	Stanford	78 53	37	N	Okl ahoma	88 64					181	A	Memphi s	93 36
23	H	Maryl and	97 72	38	N	Mi chi gan St.	96 62					181	H	Memphi s	97 49
				48	A	Houston	95 35					230	A	East Carol i na	96 35
				50	H	UCF	80 44								
LAST 12 Division I GAMES:															
				97	H	Tul ane	98 45	50	H	UCF	80 44				
				181	A	Memphi s	93 36	30	A	South Fla.	100 49				
				174	A	Templ e	113 57	230	A	East Carol i na	96 35				
				165	H	Tul sa	78 60	181	H	Memphi s	97 49				
				11	A	Texas	75 71	54	N	Duquesne	104 52				
				48	A	Houston	95 35	37	N	Okl ahoma	88 64				

Non-Div I Games:

UConn

U
M
B
C

U
M
B
C

UMBC

Page 305

Average RPI Win:	315	WON-LOST	WINNING	LAST 10	STRENGTH OF	OPP. STRENGTH	TEAM	ADJ.	CONF.	ADJ CONF.
Average RPI Loss:	167	RECORD	PCT. RANK	GAMES	SCHEDULE	OF SCHEDULE	RPI	RPI	RPI	RPI
DIV. I ONLY	4- 13	299	4- 6	230	320	298	298	31	31	
DIV. I NON-CONF.	1- 8	313	1- 2	92	155	280	280	30	30	

TOTALS	RPI 1-25	RPI 26-50	W-L RECORDS	RPI 51-100	RPI 101-999	RPI 201+				
4- 13	0- 1	0- 1	OVERALL	0- 2	4- 9	4- 5				
3- 4	0- 0	0- 0	HOME	0- 0	3- 4	3- 2				
1- 8	0- 1	0- 1	AWAY	0- 2	1- 4	1- 3				
0- 1	0- 0	0- 0	NEUTRAL	0- 0	0- 1	0- 0				
1- 8	0- 1	0- 1	NON-CONFERENCE	0- 2	1- 4	1- 2				
1- 1	0- 0	0- 0	HOME	0- 0	1- 1	1- 1				
0- 6	0- 1	0- 1	AWAY	0- 2	0- 2	0- 1				
0- 1	0- 0	0- 0	NEUTRAL	0- 0	0- 1	0- 0				
3- 5	0- 0	0- 0	CONFERENCE	0- 0	3- 5	3- 3				
2- 3	0- 0	0- 0	HOME	0- 0	2- 3	2- 1				
1- 2	0- 0	0- 0	AWAY	0- 0	1- 2	1- 2				
0- 0	0- 0	0- 0	NEUTRAL	0- 0	0- 0	0- 0				

RPI 1-25				RPI 26-50				RPI 51-100				RPI 101+				Team's RPI: 298
RPI	S	Opponent	Score	RPI	S	Opponent	Score	RPI	S	Opponent	Score	RPI	S	Opponent	Score	
25	A	Buffalo	41 76	26	A	Syracuse	45 68	60	A	Virginia Tech	52 90	107	A	Wake Forest	50 92	
								96	A	George Mason	68 82	154	N	Binghamton	51 68	
												168	H	Bethune-Cookman	48 55	
												198	H	Hampton	65 70	
												228	H	N. C. A&T	45 57	
												230	A	East Carolina	54 64	
												251	H	Howard	58 52	
												261	H	Mt. St. Mary's	63 66	
												287	A	Morgan St.	50 63	
												330	H	UMBC	66 43	
												331	A	South Carolina St.	51 54	
												334	H	N. C. Central	84 73	
												346	A	Savannah St.	68 56	

LAST 12 Division I GAMES:																
251	H	Howard	58 52	198	H	Hampton	65 70									
334	H	N. C. Central	84 73	287	A	Morgan St.	50 63									
228	H	N. C. A&T	45 57	230	A	East Carolina	54 64									
331	A	South Carolina St.	51 54	330	H	UMBC	66 43									
346	A	Savannah St.	68 56	261	H	Mt. St. Mary's	63 66									
168	H	Bethune-Cookman	48 55	107	A	Wake Forest	50 92									

Non-Div I Games: Wesley 97 30 Alas. Anchorage 59 69 Valley Forge 92 38

UMES

Average RPI Win:	252	WON-LOST	WINNING	LAST 10	STRENGTH OF	OPP. STRENGTH	TEAM	ADJ.	CONF.	ADJ CONF.
Average RPI Loss:	171	RECORD	PCT. RANK	GAMES	SCHEDULE	OF SCHEDULE	RPI	RPI	RPI	RPI
DIV. I ONLY	4- 14	302	4- 5	163	267	253	253	30	30	
DIV. I NON-CONF.	1- 11	331	1- 3	130	143	287	287	31	31	

TOTALS	RPI 1-25	RPI 26-50	W-L RECORDS	RPI 51-100	RPI 101-999	RPI 201+				
4- 14	0- 0	0- 0	OVERALL	0- 2	4- 12	3- 4				
0- 5	0- 0	0- 0	HOME	0- 1	0- 4	0- 2				
3- 9	0- 0	0- 0	AWAY	0- 1	3- 8	3- 2				
1- 0	0- 0	0- 0	NEUTRAL	0- 0	1- 0	0- 0				
1- 11	0- 0	0- 0	NON-CONFERENCE	0- 2	1- 9	0- 1				
0- 3	0- 0	0- 0	HOME	0- 1	0- 2	0- 0				
0- 8	0- 0	0- 0	AWAY	0- 1	0- 7	0- 1				
1- 0	0- 0	0- 0	NEUTRAL	0- 0	1- 0	0- 0				
3- 3	0- 0	0- 0	CONFERENCE	0- 0	3- 3	3- 3				
0- 2	0- 0	0- 0	HOME	0- 0	0- 2	0- 2				
3- 1	0- 0	0- 0	AWAY	0- 0	3- 1	3- 1				
0- 0	0- 0	0- 0	NEUTRAL	0- 0	0- 0	0- 0				

RPI 1-25				RPI 26-50				RPI 51-100				RPI 101+ Team's RPI: 253			
RPI	S	Opponent	Score	RPI	S	Opponent	Score	RPI	S	Opponent	Score	RPI	S	Opponent	Score
								55	H	Northern Colo.	73 88	118	A	Western Ill.	71 90
								63	A	Nebraska	60 80	124	A	Kansas	48 63
												126	A	Iowa St.	45 61
												136	A	Wichita St.	63 72
												165	A	Tulsa	52 76
												175	N	Stetson	67 50
												188	H	Oral Roberts	73 76
												192	A	Fla. Atlantic	55 65
												201	H	Denver	68 77
												213	H	Seattle U	58 62
												248	A	New Mexico St.	62 70
												249	A	CSU Bakersfield	60 58
												260	A	Illinois St.	53 64
												263	A	Grand Canyon	62 59
												306	H	Utah Valley	59 66
												319	A	UTRGV	54 52

LAST 12 Division I GAMES:															
248	A	New Mexico St.	62 70	192	A	Fla. Atlantic	55 65								
263	A	Grand Canyon	62 59	175	N	Stetson	67 50								
249	A	CSU Bakersfield	60 58	201	H	Denver	68 77								
213	H	Seattle U	58 62	55	H	Northern Colo.	73 88								
306	H	Utah Valley	59 66	136	A	Wichita St.	63 72								
319	A	UTRGV	54 52	188	H	Oral Roberts	73 76								

Non-Div I Games: Lincoln (MO) 98 41 Harris-Stowe 114 59 Cent. Christian Bib90 10

UMKC

Loss, Non-Conf, S Site, H Home A Away N Neutral

Average RPI Win: 267

Average RPI Loss: 241

WON-LOST
RECORDWINNING
PCT. RANKLAST 10
GAMESSTRENGTH OF
SCHEDULEOPP. STRENGTH
OF SCHEDULETEAM
RPIADJ.
RPICONF.
RPIADJ CONF.
RPIDIV. I ONLY
DIV. I NON-CONF.2- 18
2- 10335
3000- 10
0- 4339
348341
347349
348349
34820
2420
24

TOTALS

RPI 1-25

RPI 26-50

W-L RECORDS

RPI 51-100

RPI 101-999

RPI 201+

2- 18

0- 0

0- 0

OVERALL

0- 1

2- 17

1- 13

1- 7

0- 0

0- 0

HOME

0- 1

1- 6

0- 4

1- 11

0- 0

0- 0

AWAY

0- 0

1- 11

1- 9

0- 0

0- 0

0- 0

NEUTRAL

0- 0

0- 0

0- 0

2- 10

0- 0

0- 0

NON-CONFERENCE

0- 0

2- 10

1- 10

1- 4

0- 0

0- 0

HOME

0- 0

1- 4

0- 4

1- 6

0- 0

0- 0

AWAY

0- 0

1- 6

1- 6

0- 0

0- 0

0- 0

NEUTRAL

0- 0

0- 0

0- 0

0- 8

0- 0

0- 0

CONFERENCE

0- 1

0- 7

0- 3

0- 3

0- 0

0- 0

HOME

0- 1

0- 2

0- 0

0- 5

0- 0

0- 0

AWAY

0- 0

0- 5

0- 3

0- 0

0- 0

0- 0

NEUTRAL

0- 0

0- 0

0- 0

RPI 1-25

RPI 26-50

RPI 51-100

RPI 101+

Team's RPI: 349

RPI S Opponent Score

RPI S Opponent Score

RPI S Opponent Score

RPI S Opponent Score

68 H Albany (NY) 52 61

153 A Hartford 56 78

153 H Hartford 42 81

154 H Binghamton 46 76

178 A New Hampshire 45 66

196 H Columbia 77 70

222 H Holy Cross 56 84

224 A Stony Brook 50 59

231 A Texas Tech 65 93

259 A Fairfield 67 78

271 A Colgate 64 84

277 A Fairleigh Dickinson 51 60

279 H Cornell 53 71

287 H Morgan St. 59 65

290 H Massachusetts 63 73

292 A Vermont 55 63

325 A Rhode Island 64 81

330 A UMBC 54 66

337 A Saint Peter's 66 60

348 A Longwood 82 84

LAST 12 Division I GAMES:

153 A Hartford 56 78 153 H Hartford 42 81

224 A Stony Brook 50 59 292 A Vermont 55 63

154 H Binghamton 46 76 279 H Cornell 53 71

68 H Albany (NY) 52 61 287 H Morgan St. 59 65

178 A New Hampshire 45 66 290 H Massachusetts 63 73

330 A UMBC 54 66 277 A Fairleigh Dickinson 51 60

U
M
a
s
s
L
o
w
e
l
lU
M
a
s
s
L
o
w
e
l
l

Non-Div I Games:

Fisher

102 47

UMass Lowell

Average RPI Win:	274	WON-LOST	WINNING	LAST 10	STRENGTH OF	OPP. STRENGTH	TEAM	ADJ.	CONF.	ADJ CONF.
Average RPI Loss:	167	RECORD	PCT. RANK	GAMES	SCHEDULE	OF SCHEDULE	RPI	RPI	RPI	RPI
DIV. I ONLY	8- 10	209	7- 3	301	263	258	258	28	28	
DIV. I NON-CONF.	2- 8	290	2- 2	281	163	310	310	28	28	

TOTALS	RPI 1-25	RPI 26-50	W-L RECORDS	RPI 51-100	RPI 101-999	RPI 201+				
8- 10	0- 1	0- 0	OVERALL	0- 1	8- 8	6- 3				
3- 6	0- 0	0- 0	HOME	0- 1	3- 5	2- 1				
5- 4	0- 1	0- 0	AWAY	0- 0	5- 3	4- 2				
0- 0	0- 0	0- 0	NEUTRAL	0- 0	0- 0	0- 0				
2- 8	0- 1	0- 0	NON-CONFERENCE	0- 1	2- 6	2- 2				
1- 4	0- 0	0- 0	HOME	0- 1	1- 3	1- 0				
1- 4	0- 1	0- 0	AWAY	0- 0	1- 3	1- 2				
0- 0	0- 0	0- 0	NEUTRAL	0- 0	0- 0	0- 0				
6- 2	0- 0	0- 0	CONFERENCE	0- 0	6- 2	4- 1				
2- 2	0- 0	0- 0	HOME	0- 0	2- 2	1- 1				
4- 0	0- 0	0- 0	AWAY	0- 0	4- 0	3- 0				
0- 0	0- 0	0- 0	NEUTRAL	0- 0	0- 0	0- 0				

RPI 1-25				RPI 26-50				RPI 51-100				RPI 101+ Team's RPI: 258			
RPI	S	Opponent	Score	RPI	S	Opponent	Score	RPI	S	Opponent	Score	RPI	S	Opponent	Score
18	A	NC State	55 87					65	H	Mercer	56 67	120	H	High Point	45 58
												122	H	Middle Tenn.	57 72
												141	H	Liberty	48 41
												149	A	Davidson	50 58
												170	H	Charlotte	47 51
												187	H	Furman	63 71
												200	A	Radford	67 56
												243	H	Presbyterian	74 76
												254	A	Campbell	60 52
												272	H	Appalachian St.	69 60
												282	A	Wofford	68 70
												305	A	USC Upstate	76 70
												318	A	Western Caro.	52 62
												329	A	Charleston So.	78 61
												341	A	Winthrop	70 48
												348	H	Longwood	82 52

LAST 12 Division I GAMES:															
243	H	Presbyterian	74 76	120	H	High Point	45 58								
329	A	Charleston So.	78 61	254	A	Campbell	60 52								
341	A	Winthrop	70 48	187	H	Furman	63 71								
141	H	Liberty	48 41	272	H	Appalachian St.	69 60								
348	H	Longwood	82 52	305	A	USC Upstate	76 70								
200	A	Radford	67 56	65	H	Mercer	56 67								

Non-Div I Games: Warren Wilson 100 53

UNC Asheville

Average RPI Win: 270
Average RPI Loss: 156

WON-LOST
RECORD

WINNING
PCT. RANK

LAST 10
GAMES

STRENGTH OF
SCHEDULE

OPP. STRENGTH
OF SCHEDULE

TEAM
RPI

ADJ.
RPI

CONF.
RPI

ADJ CONF.
RPI

DIV. I ONLY	6- 12	262	4- 5	162	278	229	229	17	17
DIV. I NON-CONF.	3- 8	268	1- 2	188	334	254	254	15	15
<hr/>									
TOTALS	RPI 1-25	RPI 26-50	W-L RECORDS	RPI 51-100	RPI 101-999	RPI 201+			
6- 12	0- 1	0- 1	OVERALL	0- 2	6- 8	5- 4			
3- 3	0- 0	0- 0	HOME	0- 0	3- 3	2- 2			
3- 9	0- 1	0- 1	AWAY	0- 2	3- 5	3- 2			
0- 0	0- 0	0- 0	NEUTRAL	0- 0	0- 0	0- 0			
3- 8	0- 1	0- 1	NON-CONFERENCE	0- 0	3- 6	3- 4			
1- 3	0- 0	0- 0	HOME	0- 0	1- 3	1- 2			
2- 5	0- 1	0- 1	AWAY	0- 0	2- 3	2- 2			
0- 0	0- 0	0- 0	NEUTRAL	0- 0	0- 0	0- 0			
3- 4	0- 0	0- 0	CONFERENCE	0- 2	3- 2	2- 0			
2- 0	0- 0	0- 0	HOME	0- 0	2- 0	1- 0			
1- 4	0- 0	0- 0	AWAY	0- 2	1- 2	1- 0			
0- 0	0- 0	0- 0	NEUTRAL	0- 0	0- 0	0- 0			

RPI 1-25				RPI 26-50				RPI 51-100				RPI 101+ Team's RPI: 229			
RPI	S	Opponent	Score	RPI	S	Opponent	Score	RPI	S	Opponent	Score	RPI	S	Opponent	Score
14	A	Duke	54 85	31	A	Virginia	50 68	65	A	Mercer	57 80	120	H	High Point	72 81
								92	A	Chattanooga	42 49	128	A	ETSU	52 60
												181	A	Samford	48 56
												187	H	Furman	76 74
												200	A	Radford	53 56
												203	A	Norfolk St.	63 64
												243	A	Presbyteria n	64 57
												254	H	Campbel l	61 72
												282	H	Wofford	66 51
												283	A	Coastal Caro.	60 54
												293	A	Eastern Ky.	59 70
												294	H	Murray St.	52 63
												309	H	VCU	74 61
												318	A	Western Caro.	88 67
<hr/>															
LAST 12 Division I GAMES:															
318	A	Western Caro.	88 67	92	A	Chattanooga	42 49	120	H	High Point	72 81	243	A	Presbyteria n	64 57
181	A	Samford	48 56	120	H	High Point	72 81	203	A	Norfolk St.	63 64	294	H	Murray St.	52 63
65	A	Mercer	57 80	243	A	Presbyteria n	64 57	14	A	Duke	54 85				
187	H	Furman	76 74	203	A	Norfolk St.	63 64								
282	H	Wofford	66 51	294	H	Murray St.	52 63								
128	A	ETSU	52 60												

Non-Div I Games: Greensboro 82 34 Tuscul um 69 71 Lees-McRae 78 62 Southern Wesleyan 96 35
UNCG

Loss, Non-Conf, S Site, H Home A Away N Neutral

UNCW				Through Games Of Jan. 27, 2018							
Average RPI Win:		293	WON-LOST RECORD	WINNING PCT. RANK	LAST 10 GAMES	STRENGTH OF SCHEDULE	OPP. STRENGTH OF SCHEDULE	TEAM RPI	ADJ. RPI	CONF. RPI	ADJ CONF. RPI
Average RPI Loss:		152									
DIV. I ONLY		5- 12	280	2- 8	194	232	280	280	10	10	
DIV. I NON-CONF.		5- 4	146	3- 1	326	298	227	227	12	12	

TOTALS		RPI 1-25	RPI 26-50		W-L RECORDS		RPI 51-100	RPI 101-999	RPI 201+		
5- 12		0- 0	0- 1		OVERALL		0- 3	5- 8	5- 3		
4- 5		0- 0	0- 0		HOME		0- 1	4- 4	4- 1		
1- 7		0- 0	0- 1		AWAY		0- 2	1- 4	1- 2		
0- 0		0- 0	0- 0		NEUTRAL		0- 0	0- 0	0- 0		
5- 4		0- 0	0- 0		NON-CONFERENCE		0- 1	5- 3	5- 1		
4- 0		0- 0	0- 0		HOME		0- 0	4- 0	4- 0		
1- 4		0- 0	0- 0		AWAY		0- 1	1- 3	1- 1		
0- 0		0- 0	0- 0		NEUTRAL		0- 0	0- 0	0- 0		
0- 8		0- 0	0- 1		CONFERENCE		0- 2	0- 5	0- 2		
0- 5		0- 0	0- 0		HOME		0- 1	0- 4	0- 1		
0- 3		0- 0	0- 1		AWAY		0- 1	0- 1	0- 1		
0- 0		0- 0	0- 0		NEUTRAL		0- 0	0- 0	0- 0		

RPI 1-25				RPI 26-50				RPI 51-100				RPI 101+ Team's RPI: 280			
RPI	S	Opponent	Score	RPI	S	Opponent	Score	RPI	S	Opponent	Score	RPI	S	Opponent	Score
				41	A	Drexel	42 68	82	A	Elon	67 75	116	H	Delaware	49 82
								86	A	North Carol i na	60 86	144	H	William & Mary	53 66
								87	H	James Madi son	48 63	150	A	Pi ttsburgh	55 74
												162	H	Northeastern	47 54
												187	A	Furman	71 76
												214	H	Hofstra	61 69
												230	H	East Carol i na	66 62
												276	A	Towson	71 72
												282	A	Wofford	65 60
												283	A	Coastal Caro.	41 57
												309	H	VCU	83 67
												312	H	Georgi a St.	74 62
												334	H	N. C. Central	89 63

LAST 12 Division I GAMES:															
				87	H	James Madi son	48 63	144	H	William & Mary	53 66				
				116	H	Del aware	49 82	82	A	Elon	67 75				
				41	A	Drexel	42 68	312	H	Georgi a St.	74 62				
				276	A	Towson	71 72	282	A	Wofford	65 60				
				214	H	Hofstra	61 69	150	A	Pi ttsburgh	55 74				
				162	H	Northeastern	47 54	334	H	N. C. Central	89 63				

Non-Div I Games: Catawba 74 59 UNC Pembroke 73 64

UNCW

■ Loss,
 ■ Non-Conf,
 ■ S Site,
 ■ Home
 ■ Away
 N Neutral

Average RPI Win:	209	WON-LOST	WINNING	LAST 10	STRENGTH OF	OPP. STRENGTH	TEAM	ADJ.	CONF.	ADJ CONF.
Average RPI Loss:	100	RECORD	PCT. RANK	GAMES	SCHEDULE	OF SCHEDULE	RPI	RPI	RPI	RPI
DIV. I ONLY	8- 10	209	6- 4	137	101	155	155	24	24	
DIV. I NON-CONF.	3- 7	254	1- 2	29	9	122	122	22	22	

TOTALS	RPI 1-25	RPI 26-50	W-L RECORDS	RPI 51-100	RPI 101-999	RPI 201+				
8- 10	0- 0	0- 4	OVERALL	2- 1	6- 5	5- 1				
5- 2	0- 0	0- 1	HOME	0- 1	5- 0	4- 0				
2- 8	0- 0	0- 3	AWAY	1- 0	1- 5	1- 1				
1- 0	0- 0	0- 0	NEUTRAL	1- 0	0- 0	0- 0				
3- 7	0- 0	0- 4	NON-CONFERENCE	2- 1	1- 2	0- 1				
1- 2	0- 0	0- 1	HOME	0- 1	1- 0	0- 0				
1- 5	0- 0	0- 3	AWAY	1- 0	0- 2	0- 1				
1- 0	0- 0	0- 0	NEUTRAL	1- 0	0- 0	0- 0				
5- 3	0- 0	0- 0	CONFERENCE	0- 0	5- 3	5- 0				
4- 0	0- 0	0- 0	HOME	0- 0	4- 0	4- 0				
1- 3	0- 0	0- 0	AWAY	0- 0	1- 3	1- 0				
0- 0	0- 0	0- 0	NEUTRAL	0- 0	0- 0	0- 0				

RPI 1-25				RPI 26-50				RPI 51-100				RPI 101+				Team's RPI: 155	
RPI	S	Opponent	Score	RPI	S	Opponent	Score	RPI	S	Opponent	Score	RPI	S	Opponent	Score		
				27	H	Iowa	47 71	52	N	Wyoming	55 40	108	A	Drake	64 81		
				40	A	South Dakota St.	47 57	70	H	IUPUI	48 54	125	A	Missouri St.	52 62		
				45	A	Creighton	78 89	74	A	Kansas St.	72 71	126	H	Iowa St.	57 53		
				50	A	UCF	43 53					145	A	Southern Ill.	53 60		
												156	A	North Dakota	72 80		
												233	A	Bradley	51 40		
												236	A	Omaha	74 78		
												264	H	Valparaiso	77 56		
												267	H	Indiana St.	59 53		
												307	H	Loyola Chicago	70 41		
												347	H	Evansville	65 41		
LAST 12 Division I GAMES:																	
				233	A	Bradley	51 40	264	H	Valparaiso	77 56						
				108	A	Drake	64 81	307	H	Loyola Chicago	70 41						
				267	H	Indiana St.	59 53	74	A	Kansas St.	72 71						
				347	H	Evansville	65 41	27	H	Iowa	47 71						
				125	A	Missouri St.	52 62	236	A	Omaha	74 78						
				145	A	Southern Ill.	53 60	156	A	North Dakota	72 80						

Non-Div I Games: Wis.-Parkside 92 62

UNI

Average RPI Win:	197	WON-LOST	WINNING	LAST 10	STRENGTH OF	OPP. STRENGTH	TEAM	ADJ.	CONF.	ADJ CONF.
Average RPI Loss:	94	RECORD	PCT. RANK	GAMES	SCHEDULE	OF SCHEDULE	RPI	RPI	RPI	RPI
DIV. I ONLY	11- 8	127	6- 4	61	120	102	102	16	16	
DIV. I NON-CONF.	5- 6	187	1- 3	7	68	94	94	17	17	

TOTALS	RPI 1-25	RPI 26-50	W-L RECORDS	RPI 51-100	RPI 101-999	RPI 201+				
11- 8	0- 3	0- 2	OVERALL	2- 0	9- 3	6- 1				
7- 4	0- 1	0- 2	HOME	0- 0	7- 1	4- 0				
4- 2	0- 1	0- 0	AWAY	2- 0	2- 1	2- 0				
0- 2	0- 1	0- 0	NEUTRAL	0- 0	0- 1	0- 1				
5- 6	0- 3	0- 2	NON-CONFERENCE	1- 0	4- 1	2- 1				
4- 3	0- 1	0- 2	HOME	0- 0	4- 0	2- 0				
1- 1	0- 1	0- 0	AWAY	1- 0	0- 0	0- 0				
0- 2	0- 1	0- 0	NEUTRAL	0- 0	0- 1	0- 1				
6- 2	0- 0	0- 0	CONFERENCE	1- 0	5- 2	4- 0				
3- 1	0- 0	0- 0	HOME	0- 0	3- 1	2- 0				
3- 1	0- 0	0- 0	AWAY	1- 0	2- 1	2- 0				
0- 0	0- 0	0- 0	NEUTRAL	0- 0	0- 0	0- 0				

RPI 1-25				RPI 26-50				RPI 51-100				RPI 101+				Team's RPI: 102
RPI	S	Opponent	Score	RPI	S	Opponent	Score	RPI	S	Opponent	Score	RPI	S	Opponent	Score	
3	H	Mississippi St.	63 103	26	H	Syracuse	55 69	56	A	Gonzaga	52 50	133	H	Portland St.	88 80	
21	A	Stanford	33 74	47	H	Minnesota	72 79	72	A	New Mexico	68 66	151	H	Colorado St.	56 52	
25	N	Buffalo	53 80									176	H	UC Irvine	73 54	
												185	H	Fresno St.	72 74	
												199	A	Boise St.	60 69	
												214	H	Hofstra	68 52	
												237	A	San Diego St.	75 64	
												244	N	UC Riverside	88 95	
												250	H	San Jose St.	79 60	
												263	H	Grand Canyon	76 47	
												296	A	Utah St.	63 54	
												316	H	Air Force	69 57	

LAST 12 Division I GAMES:																
237	A	San Diego St.	75 64	250	H	San Jose St.	79 60									
185	H	Fresno St.	72 74	199	A	Boise St.	60 69									
151	H	Colorado St.	56 52	26	H	Syracuse	55 69									
72	A	New Mexico	68 66	3	H	Mississippi St.	63 103									
316	H	Air Force	69 57	21	A	Stanford	33 74									
296	A	Utah St.	63 54	56	A	Gonzaga	52 50									

Non-Div I Games:

UNLV

Average RPI Win: 318

Average RPI Loss: 174

WON-LOST
RECORDWINNING
PCT. RANKLAST 10
GAMESSTRENGTH OF
SCHEDULEOPP. STRENGTH
OF SCHEDULETEAM
RPIADJ.
RPICONF.
RPIADJ CONF.
RPIDIV. I ONLY
DIV. I NON-CONF.4- 14
2- 10302
3003- 6
2- 3216
206332
342305
331305
33122
2022
20

TOTALS

RPI 1-25

RPI 26-50

W-L RECORDS

RPI 51-100

RPI 101-999

RPI 201+

4- 14

0- 0

0- 1

OVERALL

0- 2

4- 11

4- 7

3- 6

0- 0

0- 0

HOME

0- 0

3- 6

3- 4

1- 8

0- 0

0- 1

AWAY

0- 2

1- 5

1- 3

0- 0

0- 0

0- 0

NEUTRAL

0- 0

0- 0

0- 0

2- 10

0- 0

0- 0

NON-CONFERENCE

0- 2

2- 8

2- 6

2- 4

0- 0

0- 0

HOME

0- 0

2- 4

2- 3

0- 6

0- 0

0- 0

AWAY

0- 2

0- 4

0- 3

0- 0

0- 0

0- 0

NEUTRAL

0- 0

0- 0

0- 0

2- 4

0- 0

0- 1

CONFERENCE

0- 0

2- 3

2- 1

1- 2

0- 0

0- 0

HOME

0- 0

1- 2

1- 1

1- 2

0- 0

0- 1

AWAY

0- 0

1- 1

1- 0

0- 0

0- 0

0- 0

NEUTRAL

0- 0

0- 0

0- 0

RPI 1-25

RPI 26-50

RPI 51-100

RPI 101+

Team's RPI: 305

RPI S Opponent Score

RPI S Opponent Score

RPI S Opponent Score

RPI S Opponent Score

33 A FGCU

60 93

60 A Virginia Tech 56 87

61 A Oklahoma St. 71 108

114 H Jacksonville 45 71

144 A William & Mary 63 83

175 A Stetson 61 62

187 H Furman 59 80

206 A Gardner-Webb 39 60

230 A East Carolina 53 66

236 H Omaha 66 69

241 H North Florida 61 65

243 H Presbyterian 69 83

254 A Campbell 49 69

258 H UNC Asheville 70 76

265 H Kennesaw St. 65 61

331 H South Carolina St. 63 44

334 H N.C. Central 66 61

342 A NJIT 95 57

LAST 12 Division I GAMES:

265 H Kennesaw St. 65 61 334 H N.C. Central 66 61

114 H Jacksonville 45 71 61 A Oklahoma St. 71 108

241 H North Florida 61 65 258 H UNC Asheville 70 76

33 A FGCU 60 93 331 H South Carolina St. 63 44

175 A Stetson 61 62 144 A William & Mary 63 83

342 A NJIT 95 57 187 H Furman 59 80

Non-Div I Games:

Brevard

109 39

Converse

71 51

Bob Jones

79 45

USC Upstate

Loss, Non-Conf, S Site, H Home A Away N Neutral

Average RPI	Win:	242	WON-LOST	WINNING	LAST 10	STRENGTH OF	OPP. STRENGTH	TEAM	ADJ.	CONF.	ADJ CONF.
Average RPI	Loss:	137	RECORD	PCT. RANK	GAMES	SCHEDULE	OF SCHEDULE	RPI	RPI	RPI	RPI
DIV. I ONLY		11- 10		163	5- 5	282	136	208	208	23	23
DIV. I NON-CONF.		6- 5		153	1- 1	222	45	154	154	23	23

TOTALS	RPI 1-25		RPI 26-50		W-L RECORDS	RPI 51-100		RPI 101-999		RPI 201+	
11- 10	0- 0		0- 1		OVERALL	0- 5		11- 4		7- 3	
8- 2	0- 0		0- 1		HOME	0- 1		8- 0		4- 0	
3- 8	0- 0		0- 0		AWAY	0- 4		3- 4		3- 3	
0- 0	0- 0		0- 0		NEUTRAL	0- 0		0- 0		0- 0	
6- 5	0- 0		0- 1		NON-CONFERENCE	0- 4		6- 0		3- 0	
5- 1	0- 0		0- 1		HOME	0- 0		5- 0		2- 0	
1- 4	0- 0		0- 0		AWAY	0- 4		1- 0		1- 0	
0- 0	0- 0		0- 0		NEUTRAL	0- 0		0- 0		0- 0	
5- 5	0- 0		0- 0		CONFERENCE	0- 1		5- 4		4- 3	
3- 1	0- 0		0- 0		HOME	0- 1		3- 0		2- 0	
2- 4	0- 0		0- 0		AWAY	0- 0		2- 4		2- 3	
0- 0	0- 0		0- 0		NEUTRAL	0- 0		0- 0		0- 0	

RPI	S	Opponent	Score	RPI	S	Opponent	Score	RPI	S	Opponent	Score	RPI	S	Opponent	Score	Team's RPI: 208
48	H	Houston	58 62	64	A	Georgia Tech	52 80	117	A	Little Rock	57 59	159	H	Louisiana	63 61	
				74	A	Kansas St.	56 70	161	H	San Francisco	56 54	185	H	Fresno St.	67 54	
				79	A	Utah	41 71	188	H	Oral Roberts	70 46	209	A	Arkansas St.	80 85	
				85	A	Arkansas	57 91	218	H	Troy	76 57	220	H	SMU	58 55	
				91	H	South Ala.	63 76	272	A	Appalachian St.	64 60	283	A	Coastal Caro.	76 89	
								300	H	Incarnate Word	61 48	312	A	Georgia St.	81 76	
								315	A	UTSA	69 68	321	A	Ga. Southern	68 73	
								333	H	La. -Monroe	70 61					
LAST 12 Division I GAMES:																
321	A	Ga. Southern	68 73	91	H	South Ala.	63 76	218	H	Troy	76 57	272	A	Appalachian St.	64 60	
312	A	Georgia St.	81 76	283	A	Coastal Caro.	76 89	161	H	San Francisco	56 54	85	A	Arkansas	57 91	
333	H	La. -Monroe	70 61													
159	H	Louisiana	63 61													
209	A	Arkansas St.	80 85													
117	A	Little Rock	57 59													

Non-Div I Games:

UT Arlington

Average RPI Win:	289	WON-LOST	WINNING	LAST 10	STRENGTH OF	OPP. STRENGTH	TEAM	ADJ.	CONF.	ADJ CONF.
Average RPI Loss:	138	RECORD	PCT. RANK	GAMES	SCHEDULE	OF SCHEDULE	RPI	RPI	RPI	RPI
DIV. I ONLY	8- 12	234	6- 4	204	251	227	227	25	25	
DIV. I NON-CONF.	2- 8	290	0- 2	124	102	269	269	27	27	

TOTALS	RPI 1-25	RPI 26-50	W-L RECORDS	RPI 51-100	RPI 101-999	RPI 201+				
8- 12	0- 1	0- 1	OVERALL	0- 3	8- 7	7- 4				
4- 3	0- 0	0- 0	HOME	0- 1	4- 2	4- 1				
4- 7	0- 1	0- 1	AWAY	0- 1	4- 4	3- 2				
0- 2	0- 0	0- 0	NEUTRAL	0- 1	0- 1	0- 1				
2- 8	0- 1	0- 1	NON-CONFERENCE	0- 2	2- 4	2- 2				
2- 1	0- 0	0- 0	HOME	0- 0	2- 1	2- 0				
0- 5	0- 1	0- 1	AWAY	0- 1	0- 2	0- 1				
0- 2	0- 0	0- 0	NEUTRAL	0- 1	0- 1	0- 1				
6- 4	0- 0	0- 0	CONFERENCE	0- 1	6- 3	5- 2				
2- 2	0- 0	0- 0	HOME	0- 1	2- 1	2- 1				
4- 2	0- 0	0- 0	AWAY	0- 0	4- 2	3- 1				
0- 0	0- 0	0- 0	NEUTRAL	0- 0	0- 0	0- 0				

RPI 1-25				RPI 26-50				RPI 51-100				RPI 101+ Team's RPI: 227			
RPI	S	Opponent	Score	RPI	S	Opponent	Score	RPI	S	Opponent	Score	RPI	S	Opponent	Score
5	A	Louisville	56 91	49	A	Purdue	58 60	77	H	Belmont	63 65	134	A	SIUE	70 73
								89	N	Saint Mary's (CA)	58 69	145	A	Southern Ill.	72 84
								92	A	Chattanooga	82 87	158	A	Jacksonville St.	61 57
												184	H	Northwestern	63 71
												209	A	Arkansas St.	73 84
												211	N	Eastern Wash.	58 61
												217	H	Morehead St.	76 81
												228	H	N.C. A&T	76 63
												240	A	Austin Peay	62 69
												293	H	Eastern Ky.	77 49
												294	A	Murray St.	97 80
												318	H	Western Caro.	62 54
												332	A	Tennessee Tech	67 51
												344	A	Eastern Ill.	72 44
												345	H	Tennessee St.	80 68
LAST 12 Division I GAMES:															
332	A	Tennessee Tech	67 51	294	A	Murray St.	97 80								
158	A	Jacksonville St.	61 57	240	A	Austin Peay	62 69								
134	A	SIUE	70 73	77	H	Belmont	63 65								
344	A	Eastern Ill.	72 44	345	H	Tennessee St.	80 68								
217	H	Morehead St.	76 81	211	N	Eastern Wash.	58 61								
293	H	Eastern Ky.	77 49	49	A	Purdue	58 60								

Non-Div I Games: Rhodes 90 49 Ala.-Huntsville 104 73

UT Martin

Average RPI Win:	230	WON-LOST	WINNING	LAST 10	STRENGTH OF	OPP. STRENGTH	TEAM	ADJ.	CONF.	ADJ CONF.
Average RPI Loss:	150	RECORD	PCT. RANK	GAMES	SCHEDULE	OF SCHEDULE	RPI	RPI	RPI	RPI
DIV. I ONLY	12- 7	100	6- 4	176	259	127	127	18	18	
DIV. I NON-CONF.	9- 4	82	4- 2	252	300	127	127	19	19	

TOTALS	RPI 1-25	RPI 26-50	W-L RECORDS	RPI 51-100	RPI 101-999	RPI 201+				
12- 7	0- 0	0- 0	OVERALL	1- 2	11- 5	8- 2				
7- 2	0- 0	0- 0	HOME	1- 1	6- 1	4- 0				
3- 5	0- 0	0- 0	AWAY	0- 1	3- 4	3- 2				
2- 0	0- 0	0- 0	NEUTRAL	0- 0	2- 0	1- 0				
9- 4	0- 0	0- 0	NON-CONFERENCE	1- 2	8- 2	7- 2				
5- 1	0- 0	0- 0	HOME	1- 1	4- 0	4- 0				
2- 3	0- 0	0- 0	AWAY	0- 1	2- 2	2- 2				
2- 0	0- 0	0- 0	NEUTRAL	0- 0	2- 0	1- 0				
3- 3	0- 0	0- 0	CONFERENCE	0- 0	3- 3	1- 0				
2- 1	0- 0	0- 0	HOME	0- 0	2- 1	0- 0				
1- 2	0- 0	0- 0	AWAY	0- 0	1- 2	1- 0				
0- 0	0- 0	0- 0	NEUTRAL	0- 0	0- 0	0- 0				

U
T
E
PU
T
E
P

RPI 1-25				RPI 26-50				RPI 51-100				RPI 101+ Team's RPI: 127			
RPI	S	Opponent	Score	RPI	S	Opponent	Score	RPI	S	Opponent	Score	RPI	S	Opponent	Score
								72	H	New Mexico	35 59	111	A	Rice	42 56
								85	H	Arkansas	64 61	122	H	Middle Tenn.	45 54
								97	A	Tulane	56 67	170	H	Charlotte	67 58
												181	N	Samford	46 33
												192	A	Fla. Atlantic	66 72
												192	H	Fla. Atlantic	75 70
												209	A	Arkansas St.	73 76
												230	N	East Carolina	93 79
												244	A	UC Riverside	73 62
												245	H	Texas Southern	65 55
												248	A	New Mexico St.	68 76
												249	H	CSU Bakersfield	67 56
												262	H	A&M-Corpus Christi	69 49
												273	A	FIU	77 76
												301	A	Cal St. Fullerton	92 91
												327	H	Houston Baptist	69 62
LAST 12 Division I GAMES:															
111	A	Rice	42 56	244	A	UC Riverside	73 62	301	A	Cal St. Fullerton	92 91	97	A	Tulane	56 67
192	H	Fla. Atlantic	75 70	181	N	Samford	46 33	230	N	East Carolina	93 79	248	A	New Mexico St.	68 76
122	H	Middle Tenn.	45 54	249	H	CSU Bakersfield	67 56								
170	H	Charlotte	67 58	262	H	A&M-Corpus Christi	69 49								
192	A	Fla. Atlantic	66 72	273	A	FIU	77 76								
273	A	FIU	77 76												

Non-Div I Games:

UTEP

Average RPI Win: 301
Average RPI Loss: 207

WON-LOST
RECORD

WINNING
PCT. RANK

LAST 10
GAMES

STRENGTH OF
SCHEDULE

OPP. STRENGTH
OF SCHEDULE

TEAM
RPI

ADJ.
RPI

CONF.
RPI

ADJ CONF.
RPI

DIV. I ONLY	8- 10	209	2- 8	346	310	319	319	30	30
DIV. I NON-CONF.	7- 5	132	3- 3	331	301	250	250	31	31
<hr/>									
TOTALS	RPI 1-25	RPI 26-50	W-L RECORDS	RPI 51-100	RPI 101-999	RPI 201+			
8- 10	0- 0	0- 1	OVERALL	0- 1	8- 8	8- 7			
7- 4	0- 0	0- 1	HOME	0- 0	7- 3	7- 3			
1- 6	0- 0	0- 0	AWAY	0- 1	1- 5	1- 4			
0- 0	0- 0	0- 0	NEUTRAL	0- 0	0- 0	0- 0			
7- 5	0- 0	0- 1	NON-CONFERENCE	0- 1	7- 3	7- 2			
6- 1	0- 0	0- 1	HOME	0- 0	6- 0	6- 0			
1- 4	0- 0	0- 0	AWAY	0- 1	1- 3	1- 2			
0- 0	0- 0	0- 0	NEUTRAL	0- 0	0- 0	0- 0			
1- 5	0- 0	0- 0	CONFERENCE	0- 0	1- 5	1- 5			
1- 3	0- 0	0- 0	HOME	0- 0	1- 3	1- 3			
0- 2	0- 0	0- 0	AWAY	0- 0	0- 2	0- 2			
0- 0	0- 0	0- 0	NEUTRAL	0- 0	0- 0	0- 0			

RPI 1-25	RPI 26-50	RPI 51-100	RPI 101+	Team's RPI: 319
RPI S Opponent Score	RPI S Opponent Score	RPI S Opponent Score	RPI S Opponent Score	
	43 Southern Cal i forn i a 64 71	61 Okl ahoma St. 38 80	189 Wi sconsi n 54 82	
			213 Seattle U 56 64	
			231 Texas Tech 64 80	
			249 CSU Bakersfi el d 64 67	
			253 UMKC 52 54	
			262 A&M-Corpus Christi 41 71	
			262 A&M-Corpus Christi 56 53	
			263 Grand Canyon 59 65	
			270 North Dakota St. 82 79	
			290 Massachusetts 67 59	
			291 Cani si us 63 46	
			302 Prai ri e Vi ew 78 62	
			306 Utah Valley 60 69	
			315 UTSA 70 58	
			335 Flori da A&M 51 38	
			340 Chi cago St. 81 44	
<hr/>				
LAST 12 Di vi si on I GAMES:				
	340 Chi cago St. 81 44	43 Southern Cal i forn i a 64 71		
	213 Seattle U 56 64	291 Cani si us 63 46		
	306 Utah Valley 60 69	231 Texas Tech 64 80		
	263 Grand Canyon 59 65	189 Wi sconsi n 54 82		
	249 CSU Bakersfi el d 64 67	270 North Dakota St. 82 79		
	253 UMKC 52 54	315 UTSA 70 58		

Non-Di v I Games: Texas Lutheran 78 43 Concordi a (TX) 67 49 Tri ni ty (TX) 62 57

UTRGV

Loss, Non-Conf, S Site, Home Away N Neutral

Average RPI Win:	332	WON-LOST	WINNING	LAST 10	STRENGTH OF	OPP. STRENGTH	TEAM	ADJ.	CONF.	ADJ CONF.
Average RPI Loss:	169	RECORD	PCT. RANK	GAMES	SCHEDULE	OF SCHEDULE	RPI	RPI	RPI	RPI
DIV. I ONLY	2- 16	326	1- 8	172	288	315	315	18	18	
DIV. I NON-CONF.	1- 9	318	0- 3	228	278	328	328	19	19	

TOTALS	RPI 1-25	RPI 26-50	W-L RECORDS	RPI 51-100	RPI 101-999	RPI 201+				
2- 16	0- 1	0- 2	OVERALL	0- 0	2- 13	2- 6				
1- 5	0- 0	0- 0	HOME	0- 0	1- 5	1- 1				
0- 11	0- 1	0- 2	AWAY	0- 0	0- 8	0- 5				
1- 0	0- 0	0- 0	NEUTRAL	0- 0	1- 0	1- 0				
1- 9	0- 1	0- 1	NON-CONFERENCE	0- 0	1- 7	1- 4				
0- 3	0- 0	0- 0	HOME	0- 0	0- 3	0- 1				
0- 6	0- 1	0- 1	AWAY	0- 0	0- 4	0- 3				
1- 0	0- 0	0- 0	NEUTRAL	0- 0	1- 0	1- 0				
1- 7	0- 0	0- 1	CONFERENCE	0- 0	1- 6	1- 2				
1- 2	0- 0	0- 0	HOME	0- 0	1- 2	1- 0				
0- 5	0- 0	0- 1	AWAY	0- 0	0- 4	0- 2				
0- 0	0- 0	0- 0	NEUTRAL	0- 0	0- 0	0- 0				

RPI 1-25				RPI 26-50				RPI 51-100				RPI 101+ Team's RPI: 315			
RPI	S	Opponent	Score	RPI	S	Opponent	Score	RPI	S	Opponent	Score	RPI	S	Opponent	Score
11	A	Texas	70 120	35	A	Arizona St.	42 74					111	A	Rice	52 83
				46	A	Western Ky.	38 73					122	H	Middle Tenn.	47 62
												138	H	Northern Ill.	55 69
												156	H	North Dakota	47 60
												160	A	Texas St.	38 91
												167	A	Southern Miss.	60 83
												192	H	Fla. Atlantic	65 99
												204	A	Louisiana Tech	55 63
												205	A	San Diego	69 78
												208	H	UT Arlington	68 69
												301	A	Cal St. Fullerton	46 55
												319	A	UTRGV	58 70
												324	A	Old Dominion	63 69
												324	H	Old Dominion	64 56
												339	N	Mississippi Val.	68 55

LAST 12 Division I GAMES:															
167	A	Southern Miss.	60 83	111	A	Rice	52 83	204	A	Louisiana Tech	55 63	301	A	Cal St. Fullerton	46 55
192	H	Fla. Atlantic	65 99	205	A	San Diego	69 78	160	A	Texas St.	38 91	319	A	UTRGV	58 70
324	A	Old Dominion	63 69	46	A	Western Ky.	38 73								
46	A	Western Ky.	38 73	324	H	Old Dominion	64 56								
324	H	Old Dominion	64 56	122	H	Middle Tenn.	47 62								

Non-Div I Games: Sul Ross St. 97 47 Tex. A&M-Commerce 60 69

UTSA

Average RPI Win: 175		WON-LOST	WINNING	LAST 10	STRENGTH OF		OPP. STRENGTH	TEAM	ADJ.	CONF.	ADJ CONF.
Average RPI Loss: 56		RECORD	PCT. RANK	GAMES	SCHEDULE		OF SCHEDULE	RPI	RPI	RPI	RPI
DIV. I ONLY		14- 6	68	6- 4	105		67	79	79	4	4
DIV. I NON-CONF.		9- 2	34	2- 1	145		178	45	45	3	3

TOTALS		RPI 1-25		RPI 26-50	W-L RECORDS		RPI 51-100	RPI 101-999		RPI 201+	
14- 6		0- 1		2- 3	OVERALL		2- 1	10- 1		6- 0	
8- 4		0- 1		1- 3	HOME		1- 0	6- 0		4- 0	
6- 2		0- 0		1- 0	AWAY		1- 1	4- 1		2- 0	
0- 0		0- 0		0- 0	NEUTRAL		0- 0	0- 0		0- 0	
9- 2		0- 0		1- 0	NON-CONFERENCE		1- 1	7- 1		4- 0	
7- 0		0- 0		1- 0	HOME		1- 0	5- 0		3- 0	
2- 2		0- 0		0- 0	AWAY		0- 1	2- 1		1- 0	
0- 0		0- 0		0- 0	NEUTRAL		0- 0	0- 0		0- 0	
5- 4		0- 1		1- 3	CONFERENCE		1- 0	3- 0		2- 0	
1- 4		0- 1		0- 3	HOME		0- 0	1- 0		1- 0	
4- 0		0- 0		1- 0	AWAY		1- 0	2- 0		1- 0	
0- 0		0- 0		0- 0	NEUTRAL		0- 0	0- 0		0- 0	

RPI	S	Opponent	Score	RPI	S	Opponent	Score	RPI	S	Opponent	Score	RPI	S	Opponent	Score
9	H	UCLA	74 81	35	A	Arizona St.	58 56	78	A	Washington St.	81 79	121	A	BYU	68 77
				35	H	Arizona St.	81 83	83	A	Alabama	60 65	130	A	Weber St.	85 58
				42	H	Oregon St.	58 69	89	H	Saint Mary's (CA)	74 63	135	A	Washington	74 65
				43	H	Southern Cali forni a	47 58					163	H	Nevada	87 61
				49	H	Purdue	81 68					188	H	Oral Roberts	71 50

Team's RPI: 79															
LAST 12 Division I GAMES:															
				42	H	Oregon St.	58 69	135	A	Washington	74 65				
				278	A	Arizona	80 56	35	H	Arizona St.	81 83				
				35	A	Arizona St.	58 56	278	H	Arizona	89 55				
				43	H	Southern Cali forni a	47 58	188	H	Oral Roberts	71 50				
				9	H	UCLA	74 81	296	A	Utah St.	79 44				
				78	A	Washington St.	81 79	121	A	BYU	68 77				

Non-Div I Games:

Utah

Average RPI Win:	177	WON-LOST	WINNING	LAST 10	STRENGTH OF	OPP. STRENGTH	TEAM	ADJ.	CONF.	ADJ CONF.
Average RPI Loss:	187	RECORD	PCT. RANK	GAMES	SCHEDULE	OF SCHEDULE	RPI	RPI	RPI	RPI
DIV. I ONLY	4- 16	307	3- 7	208	211	296	296	16	16	
DIV. I NON-CONF.	1- 9	318	0- 2	211	309	313	313	17	17	

TOTALS	RPI 1-25	RPI 26-50	W-L RECORDS	RPI 51-100	RPI 101-999	RPI 201+				
4- 16	0- 0	0- 1	OVERALL	0- 2	4- 13	1- 6				
3- 5	0- 0	0- 0	HOME	0- 1	3- 4	1- 1				
1- 9	0- 0	0- 0	AWAY	0- 1	1- 8	0- 4				
0- 2	0- 0	0- 1	NEUTRAL	0- 0	0- 1	0- 1				
1- 9	0- 0	0- 1	NON-CONFERENCE	0- 1	1- 7	0- 4				
0- 3	0- 0	0- 0	HOME	0- 1	0- 2	0- 1				
1- 4	0- 0	0- 0	AWAY	0- 0	1- 4	0- 2				
0- 2	0- 0	0- 1	NEUTRAL	0- 0	0- 1	0- 1				
3- 7	0- 0	0- 0	CONFERENCE	0- 1	3- 6	1- 2				
3- 2	0- 0	0- 0	HOME	0- 0	3- 2	1- 0				
0- 5	0- 0	0- 0	AWAY	0- 1	0- 4	0- 2				
0- 0	0- 0	0- 0	NEUTRAL	0- 0	0- 0	0- 0				

RPI	S	Opponent	Score	RPI	S	Opponent	Score	RPI	S	Opponent	Score	RPI	S	Opponent	Score	Team's RPI: 296
42	N	Oregon St.	55 94	52	A	Wyoming	44 61	102	H	UNLV	54 63	121	A	BYU	76 69	
				79	H	Utah	44 79	142	A	Idaho St.	44 64	151	A	Colorado St.	45 56	
								163	H	Nevada	79 57	176	A	UC Irvine	84 87	
								185	A	Fresno St.	56 57	185	H	Fresno St.	60 52	
								199	H	Boise St.	42 64	201	H	Denver	72 74	
								212	N	Montana St.	52 64	237	H	San Diego St.	62 58	
								250	A	San Jose St.	66 79	278	H	Arizona	49 65	
								306	A	Utah Valley	43 61	308	A	Southern Utah	67 70	
								316	A	Air Force	50 57					

LAST 12 Division I GAMES:																
185	H	Fresno St.	60 52	102	H	UNLV	54 63	185	A	Fresno St.	56 57	237	H	San Diego St.	62 58	
316	A	Air Force	50 57	250	A	San Jose St.	66 79	79	H	Utah	44 79	201	H	Denver	72 74	
52	A	Wyoming	44 61													
199	H	Boise St.	42 64													
163	H	Nevada	79 57													
151	A	Colorado St.	45 56													

Non-Div I Games: Dixie St. 92 72

Utah St.

Average RPI Win: 286

Average RPI Loss: 203

WON-LOST
RECORDWINNING
PCT. RANKLAST 10
GAMESSTRENGTH OF
SCHEDULEOPP. STRENGTH
OF SCHEDULETEAM
RPIADJ.
RPICONF.
RPIADJ CONF.
RPIDIV. I ONLY
DIV. I NON-CONF.7- 12
4- 9244
2494- 5
2- 3340
324303
271306
333306
33330
3130
31

TOTALS

RPI 1-25

RPI 26-50

W-L RECORDS

RPI 51-100

RPI 101-999

RPI 201+

7- 12
5- 3
2- 9
0- 00- 0
0- 0
0- 0
0- 00- 1
0- 0
0- 0
0- 0OVERALL
HOME
AWAY
NEUTRAL0- 0
0- 0
0- 0
0- 07- 11
5- 3
2- 1
0- 06- 7
4- 2
2- 1
0- 04- 9
4- 2
0- 7
0- 00- 0
0- 0
0- 0
0- 00- 1
0- 0
0- 1
0- 0NON-CONFERENCE
HOME
AWAY
NEUTRAL0- 0
0- 0
0- 0
0- 04- 8
4- 2
0- 6
0- 03- 4
3- 1
0- 3
0- 03- 3
1- 1
2- 2
0- 00- 0
0- 0
0- 0
0- 00- 0
0- 0
0- 0
0- 0CONFERENCE
HOME
AWAY
NEUTRAL0- 0
0- 0
0- 0
0- 03- 3
1- 1
2- 2
0- 03- 3
1- 1
2- 2
0- 0

RPI 1-25

RPI S Opponent Score

RPI 26-50

RPI S Opponent Score
42 A Oregon St. 41 98

RPI 51-100

RPI S Opponent Score

RPI 101+

Team's RPI: 306

RPI	S	Opponent	Score
121	A	BYU	54 75
130	A	Weber St.	57 75
142	H	Idaho St.	58 70
171	H	Cal Poly	89 70
201	A	Denver	53 72
211	A	Eastern Wash.	41 61
223	A	Pepperdine	44 71
248	H	New Mexico St.	72 82
249	A	CSU Bakersfield	58 63
253	A	UMKC	66 59
263	A	Grand Canyon	61 81
296	H	Utah St.	61 43
299	A	Portland	64 71
301	H	Cal St. Fullerton	36 73
308	H	Southern Utah	69 61
316	H	Air Force	59 56
319	H	UTRGV	69 60
340	A	Chicago St.	68 30

LAST 12 Division I GAMES:

263	A	Grand Canyon	61 81	201	A	Denver	53 72
248	H	New Mexico St.	72 82	301	H	Cal St. Fullerton	36 73
319	H	UTRGV	69 60	171	H	Cal Poly	89 70
340	A	Chicago St.	68 30	142	H	Idaho St.	58 70
253	A	UMKC	66 59	296	H	Utah St.	61 43
249	A	CSU Bakersfield	58 63	316	H	Air Force	59 56

U
t
a
h
V
a
l
l
e
yU
t
a
h
V
a
l
l
e
y

Non-Div I Games:

Dixie St.

72 63

Antelope Valley

78 54

Utah Valley

Loss, Non-Conf, S Site, H Home A Away N Neutral

Average RPI Win:	322	WON-LOST	WINNING	LAST 10	STRENGTH OF	OPP. STRENGTH	TEAM	ADJ.	CONF.	ADJ CONF.
Average RPI Loss:	166	RECORD	PCT. RANK	GAMES	SCHEDULE	OF SCHEDULE	RPI	RPI	RPI	RPI
DIV. I ONLY	4- 15	305	2- 8	266	244	309	309	13	13	
DIV. I NON-CONF.	3- 9	280	2- 3	285	314	322	322	10	10	
<hr/>										
TOTALS	RPI 1-25	RPI 26-50	W-L RECORDS	RPI 51-100	RPI 101-999	RPI 201+				
4- 15	0- 0	0- 1	OVERALL	0- 3	4- 11	4- 6				
2- 5	0- 0	0- 0	HOME	0- 2	2- 3	2- 1				
1- 8	0- 0	0- 0	AWAY	0- 0	1- 0	1- 0				
1- 2	0- 0	0- 0	NEUTRAL	0- 1	1- 1	1- 0				
3- 9	0- 0	0- 1	NON-CONFERENCE	0- 1	3- 7	3- 4				
2- 2	0- 0	0- 0	HOME	0- 0	2- 2	2- 1				
0- 5	0- 0	0- 1	AWAY	0- 0	0- 4	0- 3				
1- 2	0- 0	0- 0	NEUTRAL	0- 1	1- 1	1- 0				
1- 6	0- 0	0- 0	CONFERENCE	0- 2	1- 4	1- 2				
0- 3	0- 0	0- 0	HOME	0- 2	0- 1	0- 0				
1- 3	0- 0	0- 0	AWAY	0- 0	1- 3	1- 2				
0- 0	0- 0	0- 0	NEUTRAL	0- 0	0- 0	0- 0				

RPI	S	Opponent	Score	RPI	S	Opponent	Score	RPI	S	Opponent	Score	RPI	S	Opponent	Score
47	A	Minnesota	63 108	54	H	Duquesne	51 70	109	N	Penn	52 82	112	H	George Washington	39 61
				65	N	Mercer	54 70	132	H	Georgetown	59 71	164	A	Saint Joseph's	41 79
				76	H	Fordham	54 64	200	A	Radford	62 79	203	H	Norfolk St.	52 66
								210	A	La Salle	57 62	229	A	UNCG	61 74
								280	A	UNCW	67 83	290	A	Massachusetts	75 79
								303	H	Coppin St.	62 47	312	A	Georgia St.	56 61
								324	H	Old Dominion	68 39	325	A	Rhode Island	61 49
								336	N	Long Beach St.	69 59				
LAST 12 Division I GAMES:															
210	A	La Salle	57 62	164	A	Saint Joseph's	41 79								
290	A	Massachusetts	75 79	336	N	Long Beach St.	69 59								
76	H	Fordham	54 64	109	N	Penn	52 82								
325	A	Rhode Island	61 49	132	H	Georgetown	59 71								
54	H	Duquesne	51 70	303	H	Coppin St.	62 47								
112	H	George Washington	39 61	200	A	Radford	62 79								

Non-Div I Games:

VCU

Average RPI Win:	314	WON-LOST	WINNING	LAST 10	STRENGTH OF	OPP. STRENGTH	TEAM	ADJ.	CONF.	ADJ CONF.
Average RPI Loss:	134	RECORD	PCT. RANK	GAMES	SCHEDULE	OF SCHEDULE	RPI	RPI	RPI	RPI
DIV. I ONLY	8- 9	201	5- 5	344	216	264	264	24	24	
DIV. I NON-CONF.	5- 4	146	3- 0	342	230	245	245	22	22	

TOTALS	RPI 1-25	RPI 26-50	W-L RECORDS	RPI 51-100	RPI 101-999	RPI 201+				
8- 9	0- 0	0- 1	OVERALL	0- 0	8- 8	8- 1				
6- 1	0- 0	0- 0	HOME	0- 0	6- 1	6- 1				
2- 8	0- 0	0- 0	AWAY	0- 0	2- 0	2- 0				
0- 0	0- 0	0- 0	NEUTRAL	0- 0	0- 0	0- 0				
5- 4	0- 0	0- 1	NON-CONFERENCE	0- 0	5- 3	5- 0				
3- 0	0- 0	0- 0	HOME	0- 0	3- 0	3- 0				
2- 4	0- 0	0- 1	AWAY	0- 0	2- 3	2- 0				
0- 0	0- 0	0- 0	NEUTRAL	0- 0	0- 0	0- 0				
3- 5	0- 0	0- 0	CONFERENCE	0- 0	3- 5	3- 1				
3- 1	0- 0	0- 0	HOME	0- 0	3- 1	3- 1				
0- 4	0- 0	0- 0	AWAY	0- 0	0- 4	0- 0				
0- 0	0- 0	0- 0	NEUTRAL	0- 0	0- 0	0- 0				

RPI 1-25				RPI 26-50				RPI 51-100				RPI 101+ Team's RPI: 264			
RPI	S	Opponent	Score	RPI	S	Opponent	Score	RPI	S	Opponent	Score	RPI	S	Opponent	Score
				49	A	Purdue	49 95					108	A	Drake	50 86
												110	A	Miami (OH)	68 77
												125	A	Missouri St.	60 83
												140	A	Bowling Green	77 90
												141	A	Liberty	40 61
												145	A	Southern Ill.	63 74
												155	A	UNI	56 77
												233	H	Bradley	69 88
												260	H	Illinois St.	56 50
												263	H	Grand Canyon	80 75
												304	H	Fort Wayne	68 50
												307	H	Loyola Chicago	76 60
												340	H	Chicago St.	71 60
												344	A	Eastern Ill.	76 67
												347	H	Evansville	101 59
												348	A	Longwood	81 68

LAST 12 Division I GAMES:															
347	H	Evansville	101 59	155	A	UNI	56 77								
145	A	Southern Ill.	63 74	108	A	Drake	50 86								
125	A	Missouri St.	60 83	304	H	Fort Wayne	68 50								
307	H	Loyola Chicago	76 60	344	A	Eastern Ill.	76 67								
233	H	Bradley	69 88	340	H	Chicago St.	71 60								
260	H	Illinois St.	56 50	49	A	Purdue	49 95								

Non-Div I Games: Ind.-Northwest 99 59 Ind.-Kokomo 81 47

Valparaiso

Average RPI Win:	140	WON-LOST	WINNING	LAST 10	STRENGTH OF	OPP. STRENGTH	TEAM	ADJ.	CONF.	ADJ CONF.
Average RPI Loss:	60	RECORD	PCT. RANK	GAMES	SCHEDULE	OF SCHEDULE	RPI	RPI	RPI	RPI
DIV. I ONLY	5- 16	298	2- 8	7	17	129	129	2	2	
DIV. I NON-CONF.	4- 10	267	1- 4	28	17	150	150	2	2	

TOTALS	RPI 1-25	RPI 26-50	W-L RECORDS	RPI 51-100	RPI 101-999	RPI 201+				
5- 16	0- 6	0- 4	OVERALL	0- 3	5- 3	1- 0				
3- 8	0- 4	0- 1	HOME	0- 1	3- 2	1- 0				
2- 6	0- 2	0- 2	AWAY	0- 2	2- 0	0- 0				
0- 2	0- 0	0- 1	NEUTRAL	0- 0	0- 1	0- 0				
4- 10	0- 2	0- 3	NON-CONFERENCE	0- 2	4- 3	1- 0				
2- 5	0- 1	0- 1	HOME	0- 1	2- 2	1- 0				
2- 3	0- 1	0- 1	AWAY	0- 1	2- 0	0- 0				
0- 2	0- 0	0- 1	NEUTRAL	0- 0	0- 1	0- 0				
1- 6	0- 4	0- 1	CONFERENCE	0- 1	1- 0	0- 0				
1- 3	0- 3	0- 0	HOME	0- 0	1- 0	0- 0				
0- 3	0- 1	0- 1	AWAY	0- 1	0- 0	0- 0				
0- 0	0- 0	0- 0	NEUTRAL	0- 0	0- 0	0- 0				

RPI 1-25				RPI 26-50				RPI 51-100				RPI 101+ Team's RPI: 129			
RPI	S	Opponent	Score	RPI	S	Opponent	Score	RPI	S	Opponent	Score	RPI	S	Opponent	Score
5	A	Louisville	57 79	26	N	Syracuse	78 84	77	H	Belmont	74 111	105	H	Kentucky	70 55
8	A	Tennessee	73 86	32	H	Ball St.	79 88	83	A	Alabama	75 77	106	A	Saint Louis	74 69
12	H	Missouri	70 81	36	A	Central Mich.	75 92	97	A	Tulane	59 71	112	A	George Washington	69 59
15	H	Georgia	52 81	44	A	LSU	65 85					122	H	Middle Tenn.	54 65
18	H	NC State	72 83									126	H	Iowa St.	77 74
20	H	South Carolina	82 95									181	H	Memphis	60 71
												189	N	Wisconsin	71 73
												252	H	Lipscomb	92 82

LAST 12 Division I GAMES:															
83	A	Alabama	75 77	44	A	LSU	65 85	252	H	Lipscomb	92 82	77	H	Belmont	74 111
20	H	South Carolina	82 95					18	H	NC State	72 83	8	A	Tennessee	73 86
105	H	Kentucky	70 55					181	H	Memphis	60 71	15	H	Georgia	52 81
12	H	Missouri	70 81					5	A	Louisville	57 79				

Non-Div I Games:

Vanderbilt

Average RPI Win:	280	WON-LOST	WINNING	LAST 10	STRENGTH OF	OPP. STRENGTH	TEAM	ADJ.	CONF.	ADJ CONF.
Average RPI Loss:	156	RECORD	PCT. RANK	GAMES	SCHEDULE	OF SCHEDULE	RPI	RPI	RPI	RPI
DIV. I ONLY	5- 14	290	4- 6	254	195	292	292	20	20	
DIV. I NON-CONF.	2- 10	300	1- 4	267	138	336	336	24	24	

TOTALS	RPI 1-25	RPI 26-50	W-L RECORDS	RPI 51-100	RPI 101-999	RPI 201+				
5- 14	0- 0	0- 0	OVERALL	0- 5	5- 9	4- 4				
4- 6	0- 0	0- 0	HOME	0- 2	4- 4	3- 0				
1- 8	0- 0	0- 0	AWAY	0- 0	1- 0	1- 0				
0- 0	0- 0	0- 0	NEUTRAL	0- 0	0- 0	0- 0				
2- 10	0- 0	0- 0	NON-CONFERENCE	0- 3	2- 7	2- 3				
2- 5	0- 0	0- 0	HOME	0- 2	2- 3	2- 0				
0- 5	0- 0	0- 0	AWAY	0- 1	0- 4	0- 3				
0- 0	0- 0	0- 0	NEUTRAL	0- 0	0- 0	0- 0				
3- 4	0- 0	0- 0	CONFERENCE	0- 2	3- 2	2- 1				
2- 1	0- 0	0- 0	HOME	0- 0	2- 1	1- 0				
1- 3	0- 0	0- 0	AWAY	0- 2	1- 1	1- 1				
0- 0	0- 0	0- 0	NEUTRAL	0- 0	0- 0	0- 0				

RPI	S	Opponent	Score	RPI	S	Opponent	Score	RPI	S	Opponent	Score	RPI	S	Opponent	Score
RPI 1-25				RPI 26-50				RPI 51-100				RPI 101+			
66	A	Miami (FL)	49 73	68	A	Albany (NY)	55 67	71	H	American	62 64	103	A	Dartmouth	56 66
73	A	Maine	55 64	73	A	James Madison	56 68	153	H	Hartford	53 47	162	H	Northeastern	66 71
								178	H	New Hampshire	49 52	178	H	Boston U.	41 57
								191	H	Columbia	66 73	191	H	Stony Brook	57 80
								222	A	Holy Cross	53 64	196	H	Howard	88 65
								224	A	Stony Brook	57 80	224	A	Rider	49 64
								251	H	Howard	88 65	269	A	FIU	70 80
								273	A	FIU	70 80	317	H	Central Conn. St.	62 48
								317	H	Central Conn. St.	62 48	330	A	UMBC	72 58
								330	A	UMBC	72 58	349	H	UMass Lowell	63 55
LAST 12 Division I GAMES:															
68	A	Albany (NY)	55 67	349	H	UMass Lowell	63 55	273	A	FIU	70 80				
153	H	Hartford	53 47	317	H	Central Conn. St.	62 48	162	H	Northeastern	66 71				
178	H	New Hampshire	49 52	222	A	Holy Cross	53 64	224	A	Stony Brook	57 80				
73	A	Maine	55 64	191	H	Boston U.	41 57								
224	A	Stony Brook	57 80												
330	A	UMBC	72 58												

Non-Div I Games: Norwich 75 31

Vermont

Average RPI Win:	134	WON-LOST	WINNING	LAST 10	STRENGTH OF	OPP. STRENGTH	TEAM	ADJ.	CONF.	ADJ CONF.
Average RPI Loss:	60	RECORD	PCT. RANK	GAMES	SCHEDULE	OF SCHEDULE	RPI	RPI	RPI	RPI
DIV. I ONLY	16- 5	38	6- 4	35	57	24	24	6	6	
DIV. I NON-CONF.	10- 1	16	1- 1	19	145	9	9	5	5	

TOTALS	RPI 1-25	RPI 26-50	W-L RECORDS	RPI 51-100	RPI 101-999	RPI 201+				
16- 5	1- 1	1- 2	OVERALL	4- 1	10- 1	2- 0				
4- 3	1- 1	1- 0	HOME	0- 1	2- 1	0- 0				
9- 2	0- 0	0- 2	AWAY	2- 0	7- 0	2- 0				
3- 0	0- 0	0- 0	NEUTRAL	2- 0	1- 0	0- 0				
10- 1	1- 0	0- 0	NON-CONFERENCE	3- 0	6- 1	2- 0				
2- 1	1- 0	0- 0	HOME	0- 0	1- 1	0- 0				
5- 0	0- 0	0- 0	AWAY	1- 0	4- 0	2- 0				
3- 0	0- 0	0- 0	NEUTRAL	2- 0	1- 0	0- 0				
6- 4	0- 1	1- 2	CONFERENCE	1- 1	4- 0	0- 0				
2- 2	0- 1	1- 0	HOME	0- 1	1- 0	0- 0				
4- 2	0- 0	0- 2	AWAY	1- 0	3- 0	0- 0				
0- 0	0- 0	0- 0	NEUTRAL	0- 0	0- 0	0- 0				

RPI	S	Opponent	Score	RPI	S	Opponent	Score	RPI	S	Opponent	Score	RPI	S	Opponent	Score
14	H	Duke	64 55	29	H	DePaul	84 58	51	A	Princeton	62 59	109	H	Penn	77 79
19	H	Marquette	57 67	39	A	St. John's (NY)	64 70	71	N	American	65 60	132	A	Georgetown	60 58
				45	A	Creighton	54 69	87	N	James Madison	60 57	153	A	Hartford	71 53
								90	H	Butler	53 76	164	H	Saint Joseph's	79 44
								93	A	Seton Hall	67 59	172	N	Lehigh	62 42
												173	A	Xavier	89 50
												173	H	Xavier	75 57
												174	A	Temple	69 65
												193	A	Providence	63 55
												210	A	La Salle	76 49
												259	A	Fairfield	73 44

LAST 12 Division I GAMES:															
173	A	Xavier	89 50	132	A	Georgetown	60 58	173	H	Xavier	75 57	90	H	Butler	53 76
19	H	Marquette	57 67	173	H	Xavier	75 57	193	A	Providence	63 55	45	A	Creighton	54 69
29	H	DePaul	84 58	90	H	Butler	53 76	210	A	La Salle	76 49				
109	H	Penn	77 79												
39	A	St. John's (NY)	64 70												
93	A	Seton Hall	67 59												

Non-Div I Games:

Villanova

Average RPI Win:	131	WON-LOST	WINNING	LAST 10	STRENGTH OF	OPP. STRENGTH	TEAM	ADJ.	CONF.	ADJ CONF.
Average RPI Loss:	26	RECORD	PCT. RANK	GAMES	SCHEDULE	OF SCHEDULE	RPI	RPI	RPI	RPI

DIV. I ONLY	14- 7	75	9- 1	13	12	31	31	1	1
DIV. I NON-CONF.	7- 6	165	3- 1	16	18	73	73	1	1

TOTALS	RPI 1-25	RPI 26-50	W-L RECORDS	RPI 51-100	RPI 101-999	RPI 201+			
14- 7	1- 5	1- 0	OVERALL	5- 2	7- 0	3- 0			
10- 3	0- 2	1- 0	HOME	3- 1	6- 0	3- 0			
2- 4	1- 3	0- 0	AWAY	0- 1	1- 0	0- 0			
2- 0	0- 0	0- 0	NEUTRAL	2- 0	0- 0	0- 0			
7- 6	0- 4	0- 0	NON-CONFERENCE	3- 2	4- 0	3- 0			
5- 3	0- 2	0- 0	HOME	1- 1	4- 0	3- 0			
0- 3	0- 2	0- 0	AWAY	0- 1	0- 0	0- 0			
2- 0	0- 0	0- 0	NEUTRAL	2- 0	0- 0	0- 0			
7- 1	1- 1	1- 0	CONFERENCE	2- 0	3- 0	0- 0			
5- 0	0- 0	1- 0	HOME	2- 0	2- 0	0- 0			
2- 1	1- 1	0- 0	AWAY	0- 0	1- 0	0- 0			
0- 0	0- 0	0- 0	NEUTRAL	0- 0	0- 0	0- 0			

RPI 1-25	RPI 26-50	Team's RPI: 31	RPI 51-100	RPI 101+
RPI S Opponent Score	RPI S Opponent Score		RPI S Opponent Score	RPI S Opponent Score
3 A Mississippi St. 53 68	26 H Syracuse 68 63		53 A Dayton 46 61	113 H Clemson 70 41
14 A Duke 48 55			54 H Duquesne 63 74	150 H Pittsburgh 62 50
15 H Georgia 61 64			60 H Virginia Tech 61 52	183 A Boston College 68 57
17 A Rutgers 43 52			67 H Harvard 50 48	198 H Hampton 66 62
18 A NC State 73 63			69 N Indiana 82 72	229 H UNCG 68 50
23 H Maryland 59 60			81 N Ohio 77 59	238 H Manhattan 69 47
			86 H North Carolina 82 70	317 H Central Conn. St. 103 59

LAST 12 Division I GAMES:				
86 H North Carolina 82 70	26 H Syracuse 68 63		150 H Pittsburgh 62 50	
60 H Virginia Tech 61 52			238 H Manhattan 69 47	
14 A Duke 48 55			69 N Indiana 82 72	
183 A Boston College 68 57			81 N Ohio 77 59	
113 H Clemson 70 41			17 A Rutgers 43 52	
18 A NC State 73 63				

Non-Div I Games:

Virginia

Average RPI Win:	171	WON-LOST	WINNING	LAST 10	STRENGTH OF	OPP. STRENGTH	TEAM	ADJ.	CONF.	ADJ CONF.
Average RPI Loss:	28	RECORD	PCT. RANK	GAMES	SCHEDULE	OF SCHEDULE	RPI	RPI	RPI	RPI
DIV. I ONLY	14- 7	75	5- 5	44	40	60	60	1	1	
DIV. I NON-CONF.	11- 2	23	4- 0	147	129	47	47	1	1	

TOTALS	RPI 1-25	RPI 26-50	W-L RECORDS	RPI 51-100	RPI 101-999	RPI 201+				
14- 7	0- 4	2- 2	OVERALL	2- 1	10- 0	4- 0				
10- 2	0- 2	1- 0	HOME	1- 0	8- 0	3- 0				
3- 3	0- 2	0- 1	AWAY	1- 0	2- 0	1- 0				
1- 2	0- 0	1- 1	NEUTRAL	0- 1	0- 0	0- 0				
11- 2	0- 0	2- 1	NON-CONFERENCE	1- 1	8- 0	4- 0				
7- 0	0- 0	1- 0	HOME	0- 0	6- 0	3- 0				
3- 0	0- 0	0- 0	AWAY	1- 0	2- 0	1- 0				
1- 2	0- 0	1- 1	NEUTRAL	0- 1	0- 0	0- 0				
3- 5	0- 4	0- 1	CONFERENCE	1- 0	2- 0	0- 0				
3- 2	0- 2	0- 0	HOME	1- 0	2- 0	0- 0				
0- 3	0- 2	0- 1	AWAY	0- 0	0- 0	0- 0				
0- 0	0- 0	0- 0	NEUTRAL	0- 0	0- 0	0- 0				

RPI 1-25				RPI 26-50				RPI 51-100				Team's RPI: 60				RPI 101+			
RPI	S	Opponent	Score	RPI	S	Opponent	Score	RPI	S	Opponent	Score	RPI	S	Opponent	Score	RPI	S	Opponent	Score
4	A	Florida St.	62 107	31	A	Virginia	52 61	64	H	Georgia Tech	68 62	104	H	Auburn	72 63				
5	A	Louisville	56 67	34	N	West Virginia	61 79	90	N	Butler	77 79	120	H	High Point	86 63				
14	H	Duke	75 86	41	N	Drexel	79 67	92	A	Chattanooga	64 44	150	H	Pittsburgh	89 66				
18	H	NC State	51 68	50	H	UCF	86 69					169	A	Illinois	96 49				
												183	H	Boston College	89 58				
												200	H	Radford	68 42				
												295	A	Monmouth	84 34				
												298	H	UMES	90 52				
												305	H	USC Upstate	87 56				
												323	H	Wagner	99 32				

LAST 12 Division I GAMES:																			
64	H	Georgia Tech	68 62	183	H	Boston College	89 58												
31	A	Virginia	52 61	18	H	NC State	51 68												
14	H	Duke	75 86	120	H	High Point	86 63												
4	A	Florida St.	62 107	295	A	Monmouth	84 34												
150	H	Pittsburgh	89 66	92	A	Chattanooga	64 44												
5	A	Louisville	56 67	298	H	UMES	90 52												

Non-Div I Games:

Virginia Tech

Average RPI Win: 315
Average RPI Loss: 194

WON-LOST
RECORD

WINNING
PCT. RANK

LAST 10
GAMES

STRENGTH OF
SCHEDULE

OPP. STRENGTH
OF SCHEDULE

TEAM
RPI

ADJ.
RPI

CONF.
RPI

ADJ CONF.
RPI

DIV. I ONLY	2- 17	331	1- 9	210	322	323	323	29	29
DIV. I NON-CONF.	1- 9	318	1- 2	115	269	296	296	29	29
TOTALS	RPI 1-25	RPI 26-50	W-L RECORDS	RPI 51-100	RPI 101-999	RPI 201+			
2- 17	0- 0	0- 0	OVERALL	0- 4	2- 13	2- 9			
1- 6	0- 0	0- 0	HOME	0- 1	1- 5	1- 2			
1- 11	0- 0	0- 0	AWAY	0- 3	1- 8	1- 7			
0- 0	0- 0	0- 0	NEUTRAL	0- 0	0- 0	0- 0			
1- 9	0- 0	0- 0	NON-CONFERENCE	0- 4	1- 5	1- 3			
1- 2	0- 0	0- 0	HOME	0- 1	1- 1	1- 0			
0- 7	0- 0	0- 0	AWAY	0- 3	0- 4	0- 3			
0- 0	0- 0	0- 0	NEUTRAL	0- 0	0- 0	0- 0			
1- 8	0- 0	0- 0	CONFERENCE	0- 0	1- 8	1- 6			
0- 4	0- 0	0- 0	HOME	0- 0	0- 4	0- 2			
1- 4	0- 0	0- 0	AWAY	0- 0	1- 4	1- 4			
0- 0	0- 0	0- 0	NEUTRAL	0- 0	0- 0	0- 0			

RPI 1-25				RPI 26-50				RPI 51-100				RPI 101+ Team's RPI: 323			
RPI	S	Opponent	Score	RPI	S	Opponent	Score	RPI	S	Opponent	Score	RPI	S	Opponent	Score
								51	H	Princeton	37 58	143	H	Robert Morris	52 58
								60	A	Virginia Tech	32 99	146	H	Saint Francis (PA)	76 79
								68	A	Albany (NY)	44 89	174	A	Temple	36 70
								87	A	James Madison	45 68	178	H	New Hampshire	53 65
												224	A	Stony Brook	50 69
												234	A	Lafayette	52 70
												247	H	Sacred Heart	55 72
												261	A	Mt. St. Mary's	56 79
												266	A	LIU Brooklyn	69 74
												276	A	Towson	42 64
												277	H	Fairleigh Dickinson	64 74
												281	A	Bryant	75 66
												285	A	St. Francis Brooklyn	76 80
												317	A	Central Conn. St.	56 59
												348	H	Longwood	60 43
LAST 12 Division I GAMES:															
261	A	Mt. St. Mary's	56 79	277	H	Fairleigh Dickinson	64 74	317	A	Central Conn. St.	56 59	281	A	Bryant	75 66
146	H	Saint Francis (PA)	76 79	234	A	Lafayette	52 70	51	H	Princeton	37 58				
143	H	Robert Morris	52 58	51	H	Princeton	37 58	348	H	Longwood	60 43				
285	A	St. Francis Brooklyn	76 80												
266	A	LIU Brooklyn	69 74												
247	H	Sacred Heart	55 72												

Non-Div I Games: Staten Island 63 58

Wagner

Average RPI	Win:	194	WON-LOST	WINNING	LAST 10	STRENGTH OF	OPP. STRENGTH	TEAM	ADJ.	CONF.	ADJ CONF.
Average RPI	Loss:	58	RECORD	PCT. RANK	GAMES	SCHEDULE	OF SCHEDULE	RPI	RPI	RPI	RPI
DIV. I ONLY		10- 11		188	4- 6	47	33	107	107	1	1
DIV. I NON-CONF.		8- 5		111	4- 0	200	105	126	126	1	1

TOTALS	RPI 1-25		RPI 26-50		W-L RECORDS	RPI 51-100		RPI 101-999		RPI 201+	
10- 11	0- 5		0- 1		OVERALL	2- 4		8- 1		5- 1	
5- 6	0- 4		0- 0		HOME	1- 2		4- 0		3- 0	
5- 3	0- 1		0- 0		AWAY	1- 2		4- 0		2- 0	
0- 2	0- 0		0- 1		NEUTRAL	0- 0		0- 1		0- 1	
8- 5	0- 1		0- 1		NON-CONFERENCE	1- 2		7- 1		5- 1	
5- 1	0- 0		0- 0		HOME	1- 1		4- 0		3- 0	
3- 2	0- 1		0- 0		AWAY	0- 1		3- 0		2- 0	
0- 2	0- 0		0- 1		NEUTRAL	0- 0		0- 1		0- 1	
2- 6	0- 4		0- 0		CONFERENCE	1- 2		1- 0		0- 0	
0- 5	0- 4		0- 0		HOME	0- 1		0- 0		0- 0	
2- 1	0- 0		0- 0		AWAY	1- 1		1- 0		0- 0	
0- 0	0- 0		0- 0		NEUTRAL	0- 0		0- 0		0- 0	

RPI 1-25				RPI 26-50				RPI 51-100				RPI 101+ Team's RPI: 107			
RPI	S	Opponent	Score	RPI	S	Opponent	Score	RPI	S	Opponent	Score	RPI	S	Opponent	Score
2	H	Notre Dame	73 96	47	N	Minnesota	81 93	64	A	Georgia Tech	67 79	150	A	Pittsburgh	58 49
4	H	Florida St.	79 81					66	A	Miami (FL)	61 50	170	H	Charlotte	71 69
14	H	Duke	67 80					80	A	Penn St.	58 68	173	A	Xavier	62 57
17	A	Rutgers	51 65					82	H	Elon	53 51	214	N	Hofstra	66 69
18	H	NC State	68 82					86	H	North Carolina	76 79	226	A	Richmond	85 81
								93	H	Seton Hall	57 67	245	H	Texas Southern	73 56
												256	A	Col. of Charleston	77 40
												272	H	Appalachian St.	78 49
												298	H	UMES	92 50

LAST 12 Division I GAMES:															
18	H	NC State	68 82	150	A	Pittsburgh	58 49	2	H	Notre Dame	73 96				
64	A	Georgia Tech	67 79	256	A	Col. of Charleston	77 40								
4	H	Florida St.	79 81	170	H	Charlotte	71 69								
86	H	North Carolina	76 79	298	H	UMES	92 50								
14	H	Duke	67 80	272	H	Appalachian St.	78 49								
66	A	Miami (FL)	61 50												

Non-Div I Games:

Wake Forest

Average RPI Win:	168	WON-LOST	WINNING	LAST 10	STRENGTH OF	OPP. STRENGTH	TEAM	ADJ.	CONF.	ADJ CONF.
Average RPI Loss:	65	RECORD	PCT. RANK	GAMES	SCHEDULE	OF SCHEDULE	RPI	RPI	RPI	RPI
DIV. I ONLY	7- 13	256	2- 8	30	20	135	135	4	4	
DIV. I NON-CONF.	6- 5	153	2- 1	73	72	107	107	3	3	

TOTALS	RPI 1-25	RPI 26-50	W-L RECORDS	RPI 51-100	RPI 101-999	RPI 201+				
7- 13	0- 5	1- 2	OVERALL	1- 3	5- 3	3- 0				
5- 4	0- 1	0- 0	HOME	1- 1	4- 2	3- 0				
1- 7	0- 3	0- 2	AWAY	0- 1	1- 1	0- 0				
1- 2	0- 1	1- 0	NEUTRAL	0- 1	0- 0	0- 0				
6- 5	0- 2	1- 0	NON-CONFERENCE	0- 1	5- 2	3- 0				
4- 1	0- 0	0- 0	HOME	0- 0	4- 1	3- 0				
1- 2	0- 1	0- 0	AWAY	0- 0	1- 1	0- 0				
1- 2	0- 1	1- 0	NEUTRAL	0- 1	0- 0	0- 0				
1- 8	0- 3	0- 2	CONFERENCE	1- 2	0- 1	0- 0				
1- 3	0- 1	0- 0	HOME	1- 1	0- 1	0- 0				
0- 5	0- 2	0- 2	AWAY	0- 1	0- 0	0- 0				
0- 0	0- 0	0- 0	NEUTRAL	0- 0	0- 0	0- 0				

RPI 1-25				RPI 26-50				RPI 51-100				RPI 101+ Team's RPI: 135			
RPI	S	Opponent	Score	RPI	S	Opponent	Score	RPI	S	Opponent	Score	RPI	S	Opponent	Score
6	A	Ohio St.	76 85	28	A	Cal i forn i a	60 69	78	A	Washington St.	75 78	121	H	BYU	80 72
7	A	Oregon	83 94	42	A	Oregon St.	63 75	78	H	Washington St.	56 49	137	H	Col orado	61 66
9	H	UCLA	69 86	45	N	Creighton	67 64	79	H	Utah	65 74	142	H	Idaho St.	59 79
11	N	Texas	68 92					86	N	North Carolina	78 90	157	A	Idaho	81 69
21	A	Stanford	45 71									199	A	Boise St.	62 85
												213	H	Seattle U	84 76
												263	H	Grand Canyon	79 65
												299	H	Portland	93 67

LAST 12 Division I GAMES:															
				9	H	UCLA	69 86	79	H	Utah	65 74				
				78	H	Washington St.	56 49	7	A	Oregon	83 94				
				78	A	Washington St.	75 78	42	A	Oregon St.	63 75				
				21	A	Stanford	45 71	213	H	Seattle U	84 76				
				28	A	Cal i forn i a	60 69	86	N	North Carolina	78 90				
				137	H	Col orado	61 66	263	H	Grand Canyon	79 65				

Non-Div I Games:

Washington

Average RPI Win:	121	WON-LOST	WINNING	LAST 10	STRENGTH OF	OPP. STRENGTH	TEAM	ADJ.	CONF.	ADJ CONF.
Average RPI Loss:	58	RECORD	PCT. RANK	GAMES	SCHEDULE	OF SCHEDULE	RPI	RPI	RPI	RPI
DIV. I ONLY	9- 12	218	3- 7	11	36	78	78	4	4	
DIV. I NON-CONF.	7- 5	132	2- 1	8	64	36	36	3	3	

TOTALS	RPI 1-25	RPI 26-50	W-L RECORDS	RPI 51-100	RPI 101-999	RPI 201+				
9- 12	1- 2	0- 4	OVERALL	1- 4	7- 2	0- 0				
4- 4	0- 0	0- 1	HOME	0- 2	4- 1	0- 0				
3- 7	0- 2	0- 2	AWAY	1- 2	2- 1	0- 0				
2- 1	1- 0	0- 1	NEUTRAL	0- 0	1- 0	0- 0				
7- 5	1- 0	0- 1	NON-CONFERENCE	1- 3	5- 1	0- 0				
2- 2	0- 0	0- 0	HOME	0- 1	2- 1	0- 0				
3- 2	0- 0	0- 0	AWAY	1- 2	2- 0	0- 0				
2- 1	1- 0	0- 1	NEUTRAL	0- 0	1- 0	0- 0				
2- 7	0- 2	0- 3	CONFERENCE	0- 1	2- 1	0- 0				
2- 2	0- 0	0- 1	HOME	0- 1	2- 0	0- 0				
0- 5	0- 2	0- 2	AWAY	0- 0	0- 1	0- 0				
0- 0	0- 0	0- 0	NEUTRAL	0- 0	0- 0	0- 0				

RPI 1-25				RPI 26-50				RPI 51-100 Team's RPI: 78				RPI 101+			
RPI	S	Opponent	Score	RPI	S	Opponent	Score	RPI	S	Opponent	Score	RPI	S	Opponent	Score
7	A	Oregon	56 89	28	A	Cal i forn i a	60 66	56	H	Gonzaga	56 64	105	H	Kentucky	68 73
17	N	Rutgers	63 60	30	N	South Fla.	45 82	58	A	UC Davis	76 91	106	H	Saint Louis	85 63
21	A	Stanford	57 70	42	A	Oregon St.	53 71	63	A	Nebraska	73 61	128	N	ETSU	80 76
				43	H	Southern Cal i forn i a	72 73	79	H	Utah	79 81	135	A	Washi ngton	49 56
								89	A	Saint Mary' s (CA)	75 81	135	H	Washi ngton	78 75

LAST 12 Division I GAMES:															
				43	H	Southern Cal i forn i a	72 73	137	H	Colorado	89 75				
				135	A	Washington	49 56	42	A	Oregon St.	53 71				
				135	H	Washington	78 75	7	A	Oregon	56 89				
				28	A	Cal i forn i a	60 66	63	A	Nebraska	73 61				
				21	A	Stanford	57 70	199	A	Boise St.	61 53				
				79	H	Utah	79 81	56	H	Gonzaga	56 64				

Non-Div I Games:

Washington St.

Average RPI Win:	228	WON-LOST	WINNING	LAST 10	STRENGTH OF	OPP. STRENGTH	TEAM	ADJ.	CONF.	ADJ CONF.
Average RPI Loss:	146	RECORD	PCT. RANK	GAMES	SCHEDULE	OF SCHEDULE	RPI	RPI	RPI	RPI
DIV. I ONLY	12- 5	66	7- 3	306	146	130	130	19	19	
DIV. I NON-CONF.	6- 3	87	3- 1	314	147	179	179	14	14	
<hr/>										
TOTALS	RPI 1-25	RPI 26-50	W-L RECORDS	RPI 51-100	RPI 101-999	RPI 201+				
12- 5	0- 1	0- 0	OVERALL	1- 1	11- 3	8- 1				
7- 1	0- 0	0- 0	HOME	1- 1	6- 0	4- 0				
5- 4	0- 1	0- 0	AWAY	0- 0	5- 3	4- 1				
0- 0	0- 0	0- 0	NEUTRAL	0- 0	0- 0	0- 0				
6- 3	0- 1	0- 0	NON-CONFERENCE	0- 1	6- 1	6- 0				
4- 1	0- 0	0- 0	HOME	0- 1	4- 0	4- 0				
2- 2	0- 1	0- 0	AWAY	0- 0	2- 1	2- 0				
0- 0	0- 0	0- 0	NEUTRAL	0- 0	0- 0	0- 0				
6- 2	0- 0	0- 0	CONFERENCE	1- 0	5- 2	2- 1				
3- 0	0- 0	0- 0	HOME	1- 0	2- 0	0- 0				
3- 2	0- 0	0- 0	AWAY	0- 0	3- 2	2- 1				
0- 0	0- 0	0- 0	NEUTRAL	0- 0	0- 0	0- 0				

RPI 1-25				RPI 26-50				RPI 51-100				RPI 101+				Team's RPI: 130
RPI	S	Opponent	Score	RPI	S	Opponent	Score	RPI	S	Opponent	Score	RPI	S	Opponent	Score	
7	A	Oregon	87 114					55	H	Northern Colo.	82 73	133	A	Portland St.	64 77	
								79	H	Utah	58 85	142	A	Idaho St.	76 70	
												142	H	Idaho St.	84 73	
												156	H	North Dakota	80 69	
												185	A	Fresno St.	78 81	
												219	A	CSUN	64 61	
												223	H	Pepperdine	71 61	
												275	A	Sacramento St.	78 56	
												299	A	Portland	91 70	
												300	H	Incarnate Word	79 55	
												306	H	Utah Valley	75 57	
												308	A	Southern Utah	77 64	
												316	H	Air Force	62 52	
												328	A	Northern Ariz.	75 76	
<hr/>																
LAST 12 Division I GAMES:																
142	H	Idaho St.	84 73	328	A	Northern Ariz.	75 76	142	A	Idaho St.	76 70					
133	A	Portland St.	64 77					185	A	Fresno St.	78 81					
275	A	Sacramento St.	78 56					299	A	Portland	91 70					
156	H	North Dakota	80 69					316	H	Air Force	62 52					
55	H	Northern Colo.	82 73	223	H	Pepperdine	71 61									
308	A	Southern Utah	77 64													

Non-Div I Games: Westminster (UT) 64 58 Antelope Valley 80 70

Weber St.

Average RPI Win:	168	WON-LOST	WINNING	LAST 10	STRENGTH OF	OPP. STRENGTH	TEAM	ADJ.	CONF.	ADJ CONF.
Average RPI Loss:	51	RECORD	PCT. RANK	GAMES	SCHEDULE	OF SCHEDULE	RPI	RPI	RPI	RPI
DIV. I ONLY	17- 4	27	6- 4	76	74	34	34	5	5	
DIV. I NON-CONF.	12- 0	1	3- 0	162	157	20	20	6	6	

TOTALS	RPI 1-25	RPI 26-50	W-L RECORDS	RPI 51-100	RPI 101-999	RPI 201+				
17- 4	1- 1	1- 0	OVERALL	3- 3	12- 0	7- 0				
9- 2	0- 0	0- 0	HOME	0- 2	9- 0	7- 0				
4- 2	1- 1	0- 0	AWAY	1- 1	2- 0	0- 0				
4- 0	0- 0	1- 0	NEUTRAL	2- 0	1- 0	0- 0				
12- 0	1- 0	1- 0	NON-CONFERENCE	2- 0	8- 0	6- 0				
7- 0	0- 0	0- 0	HOME	0- 0	7- 0	6- 0				
1- 0	1- 0	0- 0	AWAY	0- 0	0- 0	0- 0				
4- 0	0- 0	1- 0	NEUTRAL	2- 0	1- 0	0- 0				
5- 4	0- 1	0- 0	CONFERENCE	1- 3	4- 0	1- 0				
2- 2	0- 0	0- 0	HOME	0- 2	2- 0	1- 0				
3- 2	0- 1	0- 0	AWAY	1- 1	2- 0	0- 0				
0- 0	0- 0	0- 0	NEUTRAL	0- 0	0- 0	0- 0				

RPI 1-25				RPI 26-50				RPI 51-100				RPI 101+			
RPI	S	Opponent	Score	RPI	S	Opponent	Score	RPI	S	Opponent	Score	RPI	S	Opponent	Score
11	A	Texas	58 79	41	N	Drexel	75 42	57	A	TCU	87 82	124	A	Kansas	74 54
13	A	Texas A&M	70 56					57	H	TCU	74 76	126	A	Iowa St.	69 59
								60	N	Virginia Tech	79 61	126	H	Iowa St.	57 49
								61	A	Oklahoma St.	73 79	150	H	Pittsburgh	73 52
								74	H	Kansas St.	52 60	200	N	Radford	75 55
								90	N	Butler	75 68	217	H	Morehead St.	66 56
												231	H	Texas Tech	82 52
												241	H	North Florida	87 59
												275	H	Sacramento St.	101 47
												287	H	Morgan St.	84 41
												303	H	Coppin St.	101 43
												317	H	Central Conn. St.	102 52

LAST 12 Division I GAMES:															
231	H	Texas Tech	82 52	74	H	Kansas St.	52 60								
126	A	Iowa St.	69 59	11	A	Texas	58 79								
61	A	Oklahoma St.	73 79	57	A	TCU	87 82								
57	H	TCU	74 76	217	H	Morehead St.	66 56								
124	A	Kansas	74 54	287	H	Morgan St.	84 41								
126	H	Iowa St.	57 49	200	N	Radford	75 55								

Non-Div I Games:

West Virginia

Average RPI Win:	229	WON-LOST	WINNING	LAST 10	STRENGTH OF	OPP. STRENGTH	TEAM	ADJ.	CONF.	ADJ CONF.
Average RPI Loss:	186	RECORD	PCT. RANK	GAMES	SCHEDULE	OF SCHEDULE	RPI	RPI	RPI	RPI
DIV. I ONLY	2- 18	335	0- 8	147	311	318	318	17	17	
DIV. I NON-CONF.	2- 11	305	0- 3	159	344	311	311	15	15	

TOTALS	RPI 1-25	RPI 26-50	W-L RECORDS	RPI 51-100	RPI 101-999	RPI 201+				
2- 18	0- 2	0- 0	OVERALL	0- 2	2- 14	1- 9				
2- 6	0- 0	0- 0	HOME	0- 0	2- 6	1- 4				
0- 12	0- 2	0- 0	AWAY	0- 2	0- 8	0- 5				
0- 0	0- 0	0- 0	NEUTRAL	0- 0	0- 0	0- 0				
2- 11	0- 2	0- 0	NON-CONFERENCE	0- 0	2- 9	1- 7				
2- 3	0- 0	0- 0	HOME	0- 0	2- 3	1- 2				
0- 8	0- 2	0- 0	AWAY	0- 0	0- 6	0- 5				
0- 0	0- 0	0- 0	NEUTRAL	0- 0	0- 0	0- 0				
0- 7	0- 0	0- 0	CONFERENCE	0- 2	0- 5	0- 2				
0- 3	0- 0	0- 0	HOME	0- 0	0- 3	0- 2				
0- 4	0- 0	0- 0	AWAY	0- 2	0- 2	0- 0				
0- 0	0- 0	0- 0	NEUTRAL	0- 0	0- 0	0- 0				

RPI	S	Opponent	Score	RPI	S	Opponent	Score	RPI	S	Opponent	Score	RPI	S	Opponent	Score
15	A	Georgia	50 76					65	A	Mercer	50 72	120	A	High Point	69 75
20	A	South Carolina	43 101					92	A	Chattanooga	32 47	128	A	ETSU	50 66
												149	H	Davidson	57 70
												181	A	Samford	54 62
												187	H	Furman	59 68
												200	H	Radford	39 27
												206	A	Gardner-Webb	67 70
												227	A	UT Martin	54 62
												228	A	N. C. A&T	59 68
												229	H	UNCG	67 88
												254	A	Campbell	51 58
												258	H	UNC Asheville	62 52
												282	H	Wofford	48 54
												293	H	Eastern Ky.	59 62
												331	A	South Carolina St.	45 75
												335	H	Florida A&M	63 80

Team's RPI: 318															
LAST 12 Division I GAMES:															
229	H	UNCG	67 88	128	A	ETSU	50 66								
65	A	Mercer	50 72	206	A	Gardner-Webb	67 70								
181	A	Samford	54 62	120	A	High Point	69 75								
282	H	Wofford	48 54	228	A	N. C. A&T	59 68								
187	H	Furman	59 68	331	A	South Carolina St.	45 75								
92	A	Chattanooga	32 47	200	H	Radford	39 27								

Non-Div I Games: Warren Wilson 114 54 Brevard 79 34

Western Caro.

Average RPI Win:	229	WON-LOST	WINNING	LAST 10	STRENGTH OF	OPP. STRENGTH	TEAM	ADJ.	CONF.	ADJ CONF.
Average RPI Loss:	107	RECORD	PCT. RANK	GAMES	SCHEDULE	OF SCHEDULE	RPI	RPI	RPI	RPI
DIV. I ONLY	14- 6	68	6- 4	267	162	118	118	14	14	
DIV. I NON-CONF.	8- 4	87	2- 2	286	156	124	124	16	16	

TOTALS	RPI 1-25	RPI 26-50	W-L RECORDS	RPI 51-100	RPI 101-999	RPI 201+				
14- 6	1- 0	0- 1	OVERALL	0- 3	13- 2	9- 1				
7- 2	0- 0	0- 0	HOME	0- 2	7- 0	5- 0				
7- 4	1- 0	0- 1	AWAY	0- 1	6- 2	4- 1				
0- 0	0- 0	0- 0	NEUTRAL	0- 0	0- 0	0- 0				
8- 4	1- 0	0- 0	NON-CONFERENCE	0- 2	7- 2	5- 1				
3- 1	0- 0	0- 0	HOME	0- 1	3- 0	3- 0				
5- 3	1- 0	0- 0	AWAY	0- 1	4- 2	2- 1				
0- 0	0- 0	0- 0	NEUTRAL	0- 0	0- 0	0- 0				
6- 2	0- 0	0- 1	CONFERENCE	0- 1	6- 0	4- 0				
4- 1	0- 0	0- 0	HOME	0- 1	4- 0	2- 0				
2- 1	0- 0	0- 1	AWAY	0- 0	2- 0	2- 0				
0- 0	0- 0	0- 0	NEUTRAL	0- 0	0- 0	0- 0				

RPI 1-25				RPI 26-50				RPI 51-100				RPI 101+ Team's RPI: 118			
RPI	S	Opponent	Score	RPI	S	Opponent	Score	RPI	S	Opponent	Score	RPI	S	Opponent	Score
21	A	Stanford	71 64	40	A	South Dakota St.	48 84	56	A	Gonzaga	65 80	136	A	Wichita St.	78 65
								75	H	South Dakota	58 82	138	A	Northern Ill.	94 96
								100	H	Milwaukee	67 77	169	A	Illinois	77 67
												188	H	Oral Roberts	56 49
												201	H	Denver	118 93
												202	H	Southeast Mo. St.	87 59
												233	A	Bradley	80 87
												236	A	Omaha	90 51
												240	A	Austin Peay	81 68
												253	H	UMKC	90 71
												270	H	North Dakota St.	97 72
												304	A	Fort Wayne	100 64
												304	H	Fort Wayne	91 44
												340	A	Chicago St.	83 45
												340	H	Chicago St.	71 54

LAST 12 Division I GAMES:															
270	H	North Dakota St.	97 72	75	H	South Dakota	58 82	304	A	Fort Wayne	100 64				
201	H	Denver	118 93	40	A	South Dakota St.	48 84	233	A	Bradley	80 87				
236	A	Omaha	90 51	270	H	North Dakota St.	97 72	56	A	Gonzaga	65 80				
188	H	Oral Roberts	56 49	201	H	Denver	118 93	21	A	Stanford	71 64				
				236	A	Omaha	90 51	240	A	Austin Peay	81 68				
				40	A	South Dakota St.	48 84								
				270	H	North Dakota St.	97 72								
				201	H	Denver	118 93								
				236	A	Omaha	90 51								
				188	H	Oral Roberts	56 49								

Non-Div I Games: Illinois Col. 122 40 William Woods 96 57

Western Ill.

■ Loss,
 ■ Non-Conf,
 ■ S Site,
 ■ H Home
 ■ A Away
 N Neutral

Average RPI Win:

206

Average RPI Loss:

43

WON-LOST
RECORD

14- 5

8- 4

WINNING
PCT. RANK

59

87

LAST 10
GAMES

7- 2

3- 1

STRENGTH OF
SCHEDULE

97

53

OPP. STRENGTH
OF SCHEDULE

115

39

TEAM
RPI

46

41

ADJ.
RPI

46

41

CONF.
RPI

18

19

ADJ CONF.
RPI

18

19

TOTALS

RPI 1-25

RPI 26-50

W-L RECORDS

RPI 51-100

RPI 101-999

RPI 201+

14- 5

1- 1

0- 2

OVERALL

2- 2

11- 0

7- 0

6- 1

0- 1

0- 0

HOME

0- 0

6- 0

4- 0

4- 4

0- 0

0- 2

AWAY

0- 2

4- 0

3- 0

4- 0

1- 0

0- 0

NEUTRAL

2- 0

1- 0

0- 0

8- 4

1- 1

0- 2

NON-CONFERENCE

2- 1

5- 0

3- 0

2- 1

0- 1

0- 0

HOME

0- 0

2- 0

2- 0

2- 3

0- 0

0- 2

AWAY

0- 1

2- 0

1- 0

4- 0

1- 0

0- 0

NEUTRAL

2- 0

1- 0

0- 0

6- 1

0- 0

0- 0

CONFERENCE

0- 1

6- 0

4- 0

4- 0

0- 0

0- 0

HOME

0- 0

4- 0

2- 0

2- 1

0- 0

0- 0

AWAY

0- 1

2- 0

2- 0

0- 0

0- 0

0- 0

NEUTRAL

0- 0

0- 0

0- 0

RPI 1-25

RPI 26-50

Team's RPI: 46

RPI 51-100

RPI 101+

RPI	S	Opponent	Score
2	H	Notre Dame	65 78
12	N	Missouri	79 76

RPI	S	Opponent	Score
27	A	Iowa	97 104
32	A	Ball St.	81 93

RPI	S	Opponent	Score
62	N	Toledo	70 56
65	N	Mercer	67 62
69	A	Indiana	71 73
84	A	UAB	61 79

RPI	S	Opponent	Score
122	H	Middle Tenn.	57 43
145	A	Southern Ill.	75 49
167	H	Southern Miss.	81 60
175	N	Stetson	66 58
225	A	North Texas	79 65
273	H	FIU	101 47
312	A	Georgia St.	74 63
315	H	UTSA	73 38
326	A	Marshall	86 66
339	H	Mississippi Val.	87 48
347	H	Evansville	92 54

LAST 12 Division I GAMES:

225	A	North Texas	79 65	122	H	Middle Tenn.	57 43
326	A	Marshall	86 66	32	A	Ball St.	81 93
315	H	UTSA	73 38	62	N	Toledo	70 56
84	A	UAB	61 79	175	N	Stetson	66 58
273	H	FIU	101 47	339	H	Mississippi Val.	87 48
167	H	Southern Miss.	81 60	145	A	Southern Ill.	75 49

Western Ky.

Western Ky.

Non-Div I Games:

Lee

88 64

Western Ky.

Average RPI Win:	189	WON-LOST	WINNING	LAST 10	STRENGTH OF	OPP. STRENGTH	TEAM	ADJ.	CONF.	ADJ CONF.
Average RPI Loss:	60	RECORD	PCT. RANK	GAMES	SCHEDULE	OF SCHEDULE	RPI	RPI	RPI	RPI
DIV. I ONLY	9- 9	172	5- 4	94	51	95	95	7	7	
DIV. I NON-CONF.	4- 5	202	1- 0	139	22	116	116	8	8	

TOTALS	RPI 1-25	RPI 26-50	W-L RECORDS	RPI 51-100	RPI 101-999	RPI 201+				
9- 9	0- 2	0- 4	OVERALL	0- 2	9- 1	4- 1				
4- 1	0- 0	0- 0	HOME	0- 1	4- 0	1- 0				
4- 6	0- 1	0- 3	AWAY	0- 1	4- 1	3- 1				
1- 2	0- 1	0- 1	NEUTRAL	0- 0	1- 0	0- 0				
4- 5	0- 1	0- 3	NON-CONFERENCE	0- 1	4- 0	3- 0				
1- 0	0- 0	0- 0	HOME	0- 0	1- 0	1- 0				
2- 3	0- 0	0- 2	AWAY	0- 1	2- 0	2- 0				
1- 2	0- 1	0- 1	NEUTRAL	0- 0	1- 0	0- 0				
5- 4	0- 1	0- 1	CONFERENCE	0- 1	5- 1	1- 1				
3- 1	0- 0	0- 0	HOME	0- 1	3- 0	0- 0				
2- 3	0- 1	0- 1	AWAY	0- 0	2- 1	1- 1				
0- 0	0- 0	0- 0	NEUTRAL	0- 0	0- 0	0- 0				

RPI 1-25				RPI 26-50				RPI 51-100				Team's RPI: 95				RPI 101+			
RPI	S	Opponent	Score	RPI	S	Opponent	Score	RPI	S	Opponent	Score	RPI	S	Opponent	Score	RPI	S	Opponent	Score
17	N	Rutgers	64 75	27	A	Iowa	56 79	72	A	New Mexico	76 88	110	H	Miami (OH)	81 70				
25	A	Buffalo	49 71	36	A	Central Mich.	70 74	81	H	Ohio	54 69	123	A	Kent St.	66 61				
				38	A	Michigan St.	62 65					128	N	ETSU	87 79				
				39	N	St. John's (NY)	48 76					138	H	Northern Ill.	88 83				
												140	H	Bowling Green	67 58				
												207	A	Eastern Mich.	67 69				
												221	A	Akron	59 51				
												248	A	New Mexico St.	64 55				
												288	H	Detroit Mercy	74 62				
												307	A	Loyola Chicago	65 47				

				LAST 12 Division I GAMES:															
				36	A	Central Mich.	70 74	123	A	Kent St.	66 61								
				221	A	Akron	59 51	25	A	Buffalo	49 71								
				110	H	Miami (OH)	81 70	140	H	Bowling Green	67 58								
				207	A	Eastern Mich.	67 69	288	H	Detroit Mercy	74 62								
				81	H	Ohio	54 69	38	A	Michigan St.	62 65								
				138	H	Northern Ill.	88 83	128	N	ETSU	87 79								

Non-Div I Games: Goshen 87 36 Kentucky St. 85 50 Olivet 86 37 Western Mich.

Average RPI Win:	188	WON-LOST	WINNING	LAST 10	STRENGTH OF	OPP. STRENGTH	TEAM	ADJ.	CONF.	ADJ CONF.
Average RPI Loss:	81	RECORD	PCT. RANK	GAMES	SCHEDULE	OF SCHEDULE	RPI	RPI	RPI	RPI
DIV. I ONLY	10- 12	204	6- 4	96	59	136	136	8	8	
DIV. I NON-CONF.	5- 9	238	3- 1	88	96	198	198	7	7	

TOTALS	RPI 1-25	RPI 26-50	W-L RECORDS	RPI 51-100	RPI 101-999	RPI 201+				
10- 12	0- 1	1- 4	OVERALL	1- 3	8- 4	4- 0				
7- 3	0- 0	1- 0	HOME	0- 1	6- 2	4- 0				
2- 8	0- 1	0- 4	AWAY	1- 2	1- 1	0- 0				
1- 1	0- 0	0- 0	NEUTRAL	0- 0	1- 1	0- 0				
5- 9	0- 1	0- 2	NON-CONFERENCE	0- 3	5- 3	3- 0				
4- 2	0- 0	0- 0	HOME	0- 1	4- 1	3- 0				
0- 6	0- 1	0- 2	AWAY	0- 2	0- 1	0- 0				
1- 1	0- 0	0- 0	NEUTRAL	0- 0	1- 1	0- 0				
5- 3	0- 0	1- 2	CONFERENCE	1- 0	3- 1	1- 0				
3- 1	0- 0	1- 0	HOME	0- 0	2- 1	1- 0				
2- 2	0- 0	0- 2	AWAY	1- 0	1- 0	0- 0				
0- 0	0- 0	0- 0	NEUTRAL	0- 0	0- 0	0- 0				

RPI 1-25				RPI 26-50				RPI 51-100				RPI 101+ Team's RPI: 136			
RPI	S	Opponent	Score	RPI	S	Opponent	Score	RPI	S	Opponent	Score	RPI	S	Opponent	Score
8	A	Tennessee	56 68	30	H	South Fla.	64 56	61	A	Oklahoma St.	67 91	118	H	Western Ill.	65 78
				40	A	South Dakota St.	64 96	72	A	New Mexico	62 76	125	A	Missouri St.	71 94
				45	A	Creighton	61 66	75	H	South Dakota	48 62	125	H	Missouri St.	72 58
				48	A	Houston	55 73	97	A	Tulane	64 56	165	H	Tulsa	62 67
				50	A	UCF	53 59					169	N	Illinois	67 68
												176	N	UC Irvine	76 53
												181	A	Memphis	77 64
												181	H	Memphis	69 61
												220	H	SMU	66 43
												253	H	UMKC	72 63
												274	H	Alcorn	87 46
												340	H	Chicago St.	66 63

LAST 12 Division I GAMES:															
				181	A	Memphis	77 64	48	A	Houston	55 73				
				30	H	South Fla.	64 56	165	H	Tulsa	62 67				
				220	H	SMU	66 43	40	A	South Dakota St.	64 96				
				97	A	Tulane	64 56	274	H	Alcorn	87 46				
				181	H	Memphis	69 61	340	H	Chicago St.	66 63				
				50	A	UCF	53 59	253	H	UMKC	72 63				

Non-Div I Games:

Wichita St.

Average RPI Win:	231	WON-LOST	WINNING	LAST 10	STRENGTH OF	OPP. STRENGTH	TEAM	ADJ.	CONF.	ADJ CONF.
Average RPI Loss:	156	RECORD	PCT. RANK	GAMES	SCHEDULE	OF SCHEDULE	RPI	RPI	RPI	RPI
DIV. I ONLY	13- 6	74	5- 5	281	176	144	144	10	10	
DIV. I NON-CONF.	9- 2	34	3- 1	300	203	109	109	12	12	
TOTALS	RPI 1-25	RPI 26-50	W-L RECORDS	RPI 51-100	RPI 101-999	RPI 201+				
13- 6	0- 0	0- 2	OVERALL	1- 0	12- 4	10- 3				
7- 3	0- 0	0- 1	HOME	1- 0	6- 2	5- 2				
6- 3	0- 0	0- 1	AWAY	0- 0	6- 2	5- 1				
0- 0	0- 0	0- 0	NEUTRAL	0- 0	0- 0	0- 0				
9- 2	0- 0	0- 1	NON-CONFERENCE	0- 0	9- 1	7- 1				
5- 1	0- 0	0- 0	HOME	0- 0	5- 1	4- 1				
4- 1	0- 0	0- 1	AWAY	0- 0	4- 0	3- 0				
0- 0	0- 0	0- 0	NEUTRAL	0- 0	0- 0	0- 0				
4- 4	0- 0	0- 1	CONFERENCE	1- 0	3- 3	3- 2				
2- 2	0- 0	0- 1	HOME	1- 0	1- 1	1- 1				
2- 2	0- 0	0- 0	AWAY	0- 0	2- 2	2- 1				
0- 0	0- 0	0- 0	NEUTRAL	0- 0	0- 0	0- 0				

RPI	S	Opponent	Score	RPI	S	Opponent	Score	RPI	S	Opponent	Score	RPI	S	Opponent	Score
39	A	St. John's (NY)	81 92	41	H	Drexel	58 65	82	H	Elon	81 75	146	A	Saint Francis (PA)	92 86
												149	H	Davidson	73 55
												162	A	Northeastern	46 64
												203	H	Norfolk St.	74 80
												214	A	Hofstra	54 65
												226	A	Richmond	78 64
												230	A	East Carolina	71 65
												239	H	Loyola Maryland	70 49
												251	A	Howard	83 71
												256	A	Col. of Charleston	68 54
												256	H	Col. of Charleston	79 66
												259	H	Fairfield	57 47
												276	H	Towson	66 67
												280	A	UNCW	66 53
												305	H	USC Upstate	83 63
												324	H	Old Dominion	75 58
LAST 12 Division I GAMES:															
256	H	Col. of Charleston	79 66	280	A	UNCW	66 53	256	A	Col. of Charleston	68 54	203	H	Norfolk St.	74 80
162	A	Northeastern	46 64	324	H	Old Dominion	75 58	305	H	USC Upstate	83 63	146	A	Saint Francis (PA)	92 86
214	A	Hofstra	54 65	146	A	Saint Francis (PA)	92 86								
82	H	Elon	81 75												
276	H	Towson	66 67												
41	H	Drexel	58 65												

Non-Div I Games:

William & Mary

Average RPI Win:	0	WON-LOST	WINNING	LAST 10	STRENGTH OF	OPP. STRENGTH	TEAM	ADJ.	CONF.	ADJ CONF.
Average RPI Loss:	199	RECORD	PCT. RANK	GAMES	SCHEDULE	OF SCHEDULE	RPI	RPI	RPI	RPI
DIV. I ONLY	0- 18	347	0- 10	206	318	341	341	28	28	
DIV. I NON-CONF.	0- 10	337	0- 4	229	258	341	341	28	28	

TOTALS	RPI 1-25	RPI 26-50	W-L RECORDS	RPI 51-100	RPI 101-999	RPI 201+				
0- 18	0- 1	0- 0	OVERALL	0- 3	0- 14	0- 10				
0- 8	0- 0	0- 0	HOME	0- 1	0- 7	0- 5				
0- 10	0- 1	0- 0	AWAY	0- 2	0- 7	0- 5				
0- 0	0- 0	0- 0	NEUTRAL	0- 0	0- 0	0- 0				
0- 10	0- 1	0- 0	NON-CONFERENCE	0- 3	0- 6	0- 5				
0- 4	0- 0	0- 0	HOME	0- 1	0- 3	0- 2				
0- 6	0- 1	0- 0	AWAY	0- 2	0- 3	0- 3				
0- 0	0- 0	0- 0	NEUTRAL	0- 0	0- 0	0- 0				
0- 8	0- 0	0- 0	CONFERENCE	0- 0	0- 8	0- 5				
0- 4	0- 0	0- 0	HOME	0- 0	0- 4	0- 3				
0- 4	0- 0	0- 0	AWAY	0- 0	0- 4	0- 2				
0- 0	0- 0	0- 0	NEUTRAL	0- 0	0- 0	0- 0				

RPI 1-25				RPI 26-50				RPI 51-100				RPI 101+ Team's RPI: 341			
RPI	S	Opponent	Score	RPI	S	Opponent	Score	RPI	S	Opponent	Score	RPI	S	Opponent	Score
14	A	Duke	30 101					54	H	Duquesne	54 81	120	H	High Point	58 79
								65	A	Mercer	45 93	128	H	ETSU	63 74
								82	A	El on	37 98	141	A	Li berty	37 63
												200	A	Radford	52 78
												206	H	Gardner-Webb	59 66
												221	A	Akron	43 69
												243	A	Presbyteri an	45 78
												254	H	Campbel l	48 72
												258	H	UNC Asheville	48 70
												282	H	Wofford	68 73
												326	A	Marshall	40 70
												329	A	Charleston So.	45 81
												331	H	South Carolina St.	37 65
												332	A	Tennessee Tech	41 70
LAST 12 Division I GAMES:															
206	H	Gardner-Webb	59 66	254	H	Campbel l	48 72								
243	A	Presbyteri an	45 78	200	A	Radford	52 78								
258	H	UNC Asheville	48 70	332	A	Tennessee Tech	41 70								
329	A	Charleston So.	45 81	65	A	Mercer	45 93								
120	H	High Point	58 79	14	A	Duke	30 101								
141	A	Li berty	37 63	282	H	Wofford	68 73								

Non-Div I Games: N. C. Wesleyan 94 50

Winthrop

RPI 1-25					
RPI	S	Opponent	Score		
16	H	Green Bay	34	67	
19	A	Marquette	65	88	
22	H	Mi chi gan	57	80	
23	H	Maryl and	44	71	

RPI 26-50					
RPI	S	Opponent	Score		
26	N	Syracuse	74	77	
27	H	Iowa	46	56	
47	A	Mi nnesota	65	90	
49	A	Purdue	35	57	

RPI 51-100					
RPI	S	Opponent	Score		
69	A	Indi ana	55	69	
80	H	Penn St.	62	69	
90	A	Butler	62	69	
100	H	Mi l waukee	64	67	

Team's RPI: 189					
RPI	S	Opponent	Score		
112	A	George Washi ngton	46	61	
129	N	Vanderbi lt	73	71	
150	A	Pi ttsburgh	58	57	
170	H	Charlot te	80	66	
184	A	Northwestern	60	69	
184	H	Northwestern	58	46	
194	H	Southern U.	77	74	
210	H	La Salle	71	60	
319	H	UTRGV	82	54	
346	H	Savannah St.	82	24	

LAST 12 Division I GAMES:					
69	A	Indi ana	55	69	
184	H	Northwestern	58	46	
47	A	Minnesota	65	90	
80	H	Penn St.	62	69	
184	A	Northwestern	60	69	
23	H	Maryl and	44	71	
22	H	Mi chi gan	57	80	
49	A	Purdue	35	57	
27	H	Iowa	46	56	
100	H	Mi l waukee	64	67	
346	H	Savannah St.	82	24	
90	A	Butler	62	69	

Non-Div I Games:

W
o
f
f
o
r
d

W
o
f
f
o
r
d

Wofford

Page 344

Average RPI Win:	233	WON-LOST	WINNING	LAST 10	STRENGTH OF	OPP. STRENGTH	TEAM	ADJ.	CONF.	ADJ CONF.
Average RPI Loss:	73	RECORD	PCT. RANK	GAMES	SCHEDULE	OF SCHEDULE	RPI	RPI	RPI	RPI
DIV. I ONLY	14- 6	68	7- 3	207	150	101	101	11	11	
DIV. I NON-CONF.	7- 3	74	1- 1	251	136	102	102	13	13	

TOTALS	RPI 1-25	RPI 26-50	W-L RECORDS	RPI 51-100	RPI 101-999	RPI 201+				
14- 6	0- 3	0- 0	OVERALL	2- 1	12- 2	9- 0				
6- 2	0- 1	0- 0	HOME	1- 1	5- 0	5- 0				
6- 3	0- 2	0- 0	AWAY	1- 0	5- 1	3- 0				
2- 1	0- 0	0- 0	NEUTRAL	0- 0	2- 1	1- 0				
7- 3	0- 2	0- 0	NON-CONFERENCE	1- 0	6- 1	4- 0				
3- 0	0- 0	0- 0	HOME	0- 0	3- 0	3- 0				
2- 2	0- 2	0- 0	AWAY	1- 0	1- 0	0- 0				
2- 1	0- 0	0- 0	NEUTRAL	0- 0	2- 1	1- 0				
7- 3	0- 1	0- 0	CONFERENCE	1- 1	6- 1	5- 0				
3- 2	0- 1	0- 0	HOME	1- 1	2- 0	2- 0				
4- 1	0- 0	0- 0	AWAY	0- 0	4- 1	3- 0				
0- 0	0- 0	0- 0	NEUTRAL	0- 0	0- 0	0- 0				

RPI 1-25				RPI 26-50				RPI 51-100				RPI 101+				Team's RPI: 101
RPI	S	Opponent	Score	RPI	S	Opponent	Score	RPI	S	Opponent	Score	RPI	S	Opponent	Score	
12	A	Missouri	80 82					70	H	IUPUI	61 64	123	A	Kent St.	72 60	
15	A	Georgia	71 87					77	A	Belmont	91 81	131	A	Cleveland St.	70 71	
16	H	Green Bay	51 58					100	H	Milwaukee	56 51	175	N	Stetson	64 59	
												180	A	Oakland	77 57	
												193	N	Providence	69 74	
												226	N	Richmond	85 69	
												242	A	Youngstown St.	69 59	
												242	H	Youngstown St.	73 50	
												268	A	Northern Ky.	68 63	
												288	A	Detroit Mercy	88 60	
												320	H	Ill. - Chicago	60 50	
												332	H	Tennessee Tech	82 59	
												340	H	Chicago St.	84 39	
												344	H	Eastern Ill.	81 46	

LAST 12 Division I GAMES:																
242	A	Youngstown St.	69 59	288	A	Detroit Mercy	88 60									
131	A	Cleveland St.	70 71	180	A	Oakland	77 57									
70	H	IUPUI	61 64	100	H	Milwaukee	56 51									
320	H	Ill. - Chicago	60 50	16	H	Green Bay	51 58									
242	H	Youngstown St.	73 50	15	A	Georgia	71 87									
268	A	Northern Ky.	68 63	77	A	Belmont	91 81									

Non-Div I Games: Northwestern Ohio 106 52 Cincinnati Christian 99 36

Wright St.

Average RPI Win: 178

Average RPI Loss: 138

WON-LOST
RECORDWINNING
PCT. RANKLAST 10
GAMESSTRENGTH OF
SCHEDULEOPP. STRENGTH
OF SCHEDULETEAM
RPIADJ.
RPICONF.
RPIADJ CONF.
RPIDIV. I ONLY
DIV. I NON-CONF.12- 5
5- 466
1467- 2
2- 163
43208
25652
7452
7416
1716
17

TOTALS

RPI 1-25

RPI 26-50

W-L RECORDS

RPI 51-100

RPI 101-999

RPI 201+

12- 5

0- 1

0- 0

OVERALL

1- 1

11- 3

3- 2

7- 0

0- 0

0- 0

HOME

1- 0

6- 0

3- 0

5- 3

0- 1

0- 0

AWAY

0- 0

5- 2

0- 2

0- 2

0- 0

0- 0

NEUTRAL

0- 1

0- 1

0- 0

5- 4

0- 1

0- 0

NON-CONFERENCE

0- 1

5- 2

1- 1

3- 0

0- 0

0- 0

HOME

0- 0

3- 0

1- 0

2- 2

0- 1

0- 0

AWAY

0- 0

2- 1

0- 1

0- 2

0- 0

0- 0

NEUTRAL

0- 1

0- 1

0- 0

7- 1

0- 0

0- 0

CONFERENCE

1- 0

6- 1

2- 1

4- 0

0- 0

0- 0

HOME

1- 0

3- 0

2- 0

3- 1

0- 0

0- 0

AWAY

0- 0

3- 1

0- 1

0- 0

0- 0

0- 0

NEUTRAL

0- 0

0- 0

0- 0

RPI 1-25

RPI 26-50

RPI 51-100

Team's RPI: 52

RPI 101+

RPI	S	Opponent	Score
14	A	Duke	40 63

RPI	S	Opponent	Score
70	N	IUPUI	59 65
72	H	New Mexico	66 55

RPI	S	Opponent	Score
70	N	IUPUI	59 65
72	H	New Mexico	66 55

RPI	S	Opponent	Score
108	H	Drake	75 61
142	H	Idaho St.	61 53
151	A	Colorado St.	53 49
155	N	UNI	40 55
157	A	Idaho	70 64
163	A	Nevada	65 62
163	H	Nevada	66 60
199	A	Boise St.	66 51
201	A	Denver	61 51
212	A	Montana St.	46 50
232	H	Montana	67 62
237	A	San Diego St.	62 68
250	H	San Jose St.	58 46
296	H	Utah St.	61 44

LAST 12 Division I GAMES:

250	H	San Jose St.	58 46	163	H	Nevada	66 60
163	A	Nevada	65 62	237	A	San Diego St.	62 68
296	H	Utah St.	61 44	14	A	Duke	40 63
151	A	Colorado St.	53 49	157	A	Idaho	70 64
72	H	New Mexico	66 55	142	H	Idaho St.	61 53
199	A	Boise St.	66 51	212	A	Montana St.	46 50

Non-Div I Games: Colo. Christian 62 33 Adams St. 73 47

Wyoming

Loss,
 Non-Conf,
 S Site,
 H Home
A Away
 N Neutral

x
a
v
i
e
r

X
a
v
i
e
r

Xavi er

Y
a
l
e

Y
a
l
e

Yal e

Average RPI Win:	274	WON-LOST	WINNING	LAST 10	STRENGTH OF	OPP. STRENGTH	TEAM	ADJ.	CONF.	ADJ CONF.
Average RPI Loss:	121	RECORD	PCT. RANK	GAMES	SCHEDULE	OF SCHEDULE	RPI	RPI	RPI	RPI
DIV. I ONLY	6- 13	271	4- 6	151	201	242	242	11	11	
DIV. I NON-CONF.	2- 7	286	1- 0	245	229	284	284	13	13	
<hr/>										
TOTALS	RPI 1-25	RPI 26-50	W-L RECORDS	RPI 51-100	RPI 101-999	RPI 201+				
6- 13	0- 1	0- 0	OVERALL	0- 3	6- 9	5- 1				
4- 5	0- 0	0- 0	HOME	0- 1	4- 4	4- 0				
2- 8	0- 1	0- 0	AWAY	0- 2	2- 5	1- 1				
0- 0	0- 0	0- 0	NEUTRAL	0- 0	0- 0	0- 0				
2- 7	0- 0	0- 0	NON-CONFERENCE	0- 1	2- 6	2- 1				
1- 2	0- 0	0- 0	HOME	0- 0	1- 2	1- 0				
1- 5	0- 0	0- 0	AWAY	0- 1	1- 4	1- 1				
0- 0	0- 0	0- 0	NEUTRAL	0- 0	0- 0	0- 0				
4- 6	0- 1	0- 0	CONFERENCE	0- 2	4- 3	3- 0				
3- 3	0- 0	0- 0	HOME	0- 1	3- 2	3- 0				
1- 3	0- 1	0- 0	AWAY	0- 1	1- 1	0- 0				
0- 0	0- 0	0- 0	NEUTRAL	0- 0	0- 0	0- 0				

RPI 1-25				RPI 26-50				RPI 51-100				RPI 101+ Team's RPI: 242			
RPI	S	Opponent	Score	RPI	S	Opponent	Score	RPI	S	Opponent	Score	RPI	S	Opponent	Score
16	A	Green Bay	56 65					70	H	IUPUI	43 65	101	A	Wright St.	50 73
								71	A	American	72 78	101	H	Wright St.	59 69
								100	A	Milwaukee	61 62	123	H	Kent St.	44 55
												131	A	Cleveland St.	66 52
												143	A	Robert Morris	52 84
												146	A	Saint Francis (PA)	65 79
												147	H	Bucknell	60 66
												150	A	Pittsburgh	58 66
												180	H	Oakland	48 58
												221	A	Akron	58 75
												268	H	Northern Ky.	54 51
												288	H	Detroit Mercy	76 59
												307	A	Loyola Chicago	73 49
												320	H	Ill. -Chicago	76 63
												328	H	Northern Ari z.	69 67
<hr/>															
LAST 12 Division I GAMES:															
101	H	Wright St.	59 69	70	H	IUPUI	43 65	101	A	Wright St.	50 73	101	H	Wright St.	59 69
268	H	Northern Ky.	54 51	320	H	Ill. -Chicago	76 63	180	H	Oakland	48 58	143	A	Robert Morris	52 84
131	A	Cleveland St.	66 52	180	H	Oakland	48 58	288	H	Detroit Mercy	76 59	146	A	Saint Francis (PA)	65 79
101	A	Wright St.	50 73	288	H	Detroit Mercy	76 59	328	H	Northern Ari z.	69 67	147	H	Bucknell	60 66
100	A	Milwaukee	61 62	328	H	Northern Ari z.	69 67	150	A	Pittsburgh	58 66	180	H	Oakland	48 58
16	A	Green Bay	56 65	146	A	Saint Francis (PA)	65 79	221	A	Akron	58 75	268	H	Northern Ky.	54 51

Non-Div I Games: Ohio Valley 86 59 Penn St. -Beaver 97 40

Youngstown St.