

| | | | | | | | | | | |
|-------------------|----------|-----------|----------------|------------|-------------|---------------|------|------|-------|-----------|
| Average RPI Win: | 255 | WON-LOST | WINNING | LAST 10 | STRENGTH OF | OPP. STRENGTH | TEAM | ADJ. | CONF. | ADJ CONF. |
| Average RPI Loss: | 159 | RECORD | PCT. RANK | GAMES | SCHEDULE | OF SCHEDULE | RPI | RPI | RPI | RPI |
| DIV. I ONLY | 10- 6 | 105 | 7-3 | 268 | 259 | 141 | 141 | 23 | 23 | |
| DIV. I NON-CONF. | 3- 4 | 201 | 0-1 | 269 | 227 | 199 | 199 | 20 | 20 | |
| TOTALS | RPI 1-25 | RPI 26-50 | W-L RECORDS | RPI 51-100 | RPI 101-150 | RPI 150+ | | | | |
| 10- 6 | 0- 2 | 0- 0 | OVERALL | 1- 0 | 1- 1 | 8- 3 | | | | |
| 4- 1 | 0- 0 | 0- 0 | HOME | 0- 0 | 0- 1 | 4- 0 | | | | |
| 5- 5 | 0- 2 | 0- 0 | AWAY | 1- 0 | 1- 0 | 3- 3 | | | | |
| 1- 0 | 0- 0 | 0- 0 | NEUTRAL | 0- 0 | 0- 0 | 1- 0 | | | | |
| 3- 4 | 0- 2 | 0- 0 | NON-CONFERENCE | 0- 0 | 0- 0 | 3- 2 | | | | |
| 1- 0 | 0- 0 | 0- 0 | HOME | 0- 0 | 0- 0 | 1- 0 | | | | |
| 1- 4 | 0- 2 | 0- 0 | AWAY | 0- 0 | 0- 0 | 1- 2 | | | | |
| 1- 0 | 0- 0 | 0- 0 | NEUTRAL | 0- 0 | 0- 0 | 1- 0 | | | | |
| 7- 2 | 0- 0 | 0- 0 | CONFERENCE | 1- 0 | 1- 1 | 5- 1 | | | | |
| 3- 1 | 0- 0 | 0- 0 | HOME | 0- 0 | 0- 1 | 3- 0 | | | | |
| 4- 1 | 0- 0 | 0- 0 | AWAY | 1- 0 | 1- 0 | 2- 1 | | | | |
| 0- 0 | 0- 0 | 0- 0 | NEUTRAL | 0- 0 | 0- 0 | 0- 0 | | | | |

| RPI 1-25 | | | | RPI 26-50 | | | | RPI 51-100 | | | | RPI 101+ Team's RPI: 141 | | | |
|--------------------|---|-------------------|-------|-----------|---|------------------|-------|------------|---|-------------------|-------|--------------------------|---|------------------|-------|
| RPI | S | Opponent | Score | RPI | S | Opponent | Score | RPI | S | Opponent | Score | RPI | S | Opponent | Score |
| 12 | A | Missouri St. | 51 79 | | | | | 81 | A | Abilene Christian | 70 58 | 137 | H | SFA | 44 66 |
| 18 | A | Texas A&M | 48 85 | | | | | | | | | 149 | A | New Orleans | 83 53 |
| | | | | | | | | | | | | 207 | H | Central Ark. | 67 47 |
| | | | | | | | | | | | | 217 | H | Lamar University | 49 39 |
| | | | | | | | | | | | | 231 | A | Southeastern La. | 44 48 |
| | | | | | | | | | | | | 262 | A | South Alabama | 82 83 |
| | | | | | | | | | | | | 293 | A | Texas St. | 48 57 |
| | | | | | | | | | | | | 295 | H | Nicholls St. | 55 49 |
| | | | | | | | | | | | | 302 | N | Prairie View | 64 52 |
| | | | | | | | | | | | | 311 | A | Incarinate Word | 64 38 |
| | | | | | | | | | | | | 324 | A | UTRGV | 59 54 |
| | | | | | | | | | | | | 324 | H | UTRGV | 61 50 |
| | | | | | | | | | | | | 342 | A | Northwestern St. | 72 59 |
| LAST 10 Division I | | | | | | | | | | | | | | | |
| 311 | A | Incarinate Word | 64 38 | 231 | A | Southeastern La. | 44 48 | | | | | | | | |
| 149 | A | New Orleans | 83 53 | 342 | A | Northwestern St. | 72 59 | | | | | | | | |
| 217 | H | Lamar University | 49 39 | 18 | A | Texas A&M | 48 85 | | | | | | | | |
| 81 | A | Abilene Christian | 70 58 | 207 | H | Central Ark. | 67 47 | | | | | | | | |
| 137 | H | SFA | 44 66 | 295 | H | Nicholls St. | 55 49 | | | | | | | | |

Non-Div I Games: UNKNOWN 75 55 Huston-Tillotson 63 49 Texas Wesleyan 90 52

A&M-Corpus Christi

Loss, Non-Conf, S Site, H Home A Away N Neutral

| | | | | | | | | | | |
|-------------------|----------|-----------|----------------|------------|-------------|---------------|------|------|-------|-----------|
| Average RPI Win: | 215 | WON-LOST | WINNING | LAST 10 | STRENGTH OF | OPP. STRENGTH | TEAM | ADJ. | CONF. | ADJ CONF. |
| Average RPI Loss: | 90 | RECORD | PCT. RANK | GAMES | SCHEDULE | OF SCHEDULE | RPI | RPI | RPI | RPI |
| DIV. I ONLY | 11- 2 | 22 | 9-1 | 269 | 154 | 81 | 81 | 23 | 23 | |
| DIV. I NON-CONF. | 4- 1 | 52 | 2-0 | 205 | 55 | 53 | 53 | 20 | 20 | |
| TOTALS | RPI 1-25 | RPI 26-50 | W-L RECORDS | RPI 51-100 | RPI 101-150 | RPI 150+ | | | | |
| 11- 2 | 0- 0 | 0- 1 | OVERALL | 0- 0 | 3- 1 | 8- 0 | | | | |
| 5- 1 | 0- 0 | 0- 0 | HOME | 0- 0 | 1- 1 | 4- 0 | | | | |
| 6- 1 | 0- 0 | 0- 1 | AWAY | 0- 0 | 2- 0 | 4- 0 | | | | |
| 0- 0 | 0- 0 | 0- 0 | NEUTRAL | 0- 0 | 0- 0 | 0- 0 | | | | |
| 4- 1 | 0- 0 | 0- 1 | NON-CONFERENCE | 0- 0 | 2- 0 | 2- 0 | | | | |
| 2- 0 | 0- 0 | 0- 0 | HOME | 0- 0 | 0- 0 | 2- 0 | | | | |
| 2- 1 | 0- 0 | 0- 1 | AWAY | 0- 0 | 2- 0 | 0- 0 | | | | |
| 0- 0 | 0- 0 | 0- 0 | NEUTRAL | 0- 0 | 0- 0 | 0- 0 | | | | |
| 7- 1 | 0- 0 | 0- 0 | CONFERENCE | 0- 0 | 1- 1 | 6- 0 | | | | |
| 3- 1 | 0- 0 | 0- 0 | HOME | 0- 0 | 1- 1 | 2- 0 | | | | |
| 4- 0 | 0- 0 | 0- 0 | AWAY | 0- 0 | 0- 0 | 4- 0 | | | | |
| 0- 0 | 0- 0 | 0- 0 | NEUTRAL | 0- 0 | 0- 0 | 0- 0 | | | | |

| RPI 1-25 | | | | RPI 26-50 | | | | RPI 51-100 | | | | Team's RPI: 81 | | RPI 101+ | | | |
|--------------------|---|----------|-------|-----------|---|--------------------|-------|------------|---|----------|-------|----------------|---|------------------|-------|--------------------|-------|
| RPI | S | Opponent | Score | RPI | S | Opponent | Score | RPI | S | Opponent | Score | | | RPI | S | Opponent | Score |
| | | | | 38 | A | Oklahoma | 65 78 | | | | | | | 123 | A | Portland | 76 69 |
| | | | | | | | | | | | | | | 139 | A | Wright St. | 83 64 |
| | | | | | | | | | | | | | | 141 | H | A&M-Corpus Christi | 58 70 |
| | | | | | | | | | | | | | | 149 | H | New Orleans | 76 62 |
| | | | | | | | | | | | | | | 163 | A | Sam Houston St. | 81 73 |
| | | | | | | | | | | | | | | 207 | A | Central Ark. | 74 64 |
| | | | | | | | | | | | | | | 216 | H | Tulsa | 73 63 |
| | | | | | | | | | | | | | | 217 | H | Lamar University | 78 72 |
| | | | | | | | | | | | | | | 231 | H | Southeastern La. | 61 53 |
| | | | | | | | | | | | | | | 295 | A | Nicholls St. | 95 84 |
| | | | | | | | | | | | | | | 310 | H | New Mexico St. | 67 54 |
| | | | | | | | | | | | | | | 318 | A | McNeese | 90 73 |
| LAST 10 Division I | | | | | | | | | | | | | | | | | |
| | | | | 207 | A | Central Ark. | 74 64 | | | | | 217 | H | Lamar University | 78 72 | | |
| | | | | 163 | A | Sam Houston St. | 81 73 | | | | | 310 | H | New Mexico St. | 67 54 | | |
| | | | | 231 | H | Southeastern La. | 61 53 | | | | | 295 | A | Nicholls St. | 95 84 | | |
| | | | | 141 | H | A&M-Corpus Christi | 58 70 | | | | | 149 | H | New Orleans | 76 62 | | |
| | | | | 318 | A | McNeese | 90 73 | | | | | 216 | H | Tulsa | 73 63 | | |

Non-Div I Games: Howard Payne 96 38 Schreiner 110 37 Southwest (NM) 104 52 McMurry 111 43
Abilene Christian

Loss, Non-Conf, S Site, H Home A Away N Neutral

Air ForceA
i
r
F
o
r
c
e

Air Force

Page 3

| Average RPI Win: | 243 | WON-LOST | WINNING | LAST 10 | STRENGTH OF | OPP. STRENGTH | TEAM | ADJ. | CONF. | ADJ CONF. |
|-------------------|----------|-----------|----------------|------------|-------------|---------------|------|------|-------|-----------|
| Average RPI Loss: | 121 | RECORD | PCT. RANK | GAMES | SCHEDULE | OF SCHEDULE | RPI | RPI | RPI | RPI |
| DIV. I ONLY | 9- 9 | 176 | 5-5 | 202 | 190 | 196 | 196 | 10 | 10 | |
| DIV. I NON-CONF. | 7- 4 | 100 | 3-0 | 217 | 311 | 146 | 146 | 10 | 10 | |
| TOTALS | RPI 1-25 | RPI 26-50 | W-L RECORDS | RPI 51-100 | RPI 101-150 | RPI 150+ | | | | |
| 9- 9 | 0- 1 | 0- 1 | OVERALL | 0- 1 | 1- 3 | 8- 3 | | | | |
| 4- 5 | 0- 1 | 0- 1 | HOME | 0- 0 | 1- 2 | 3- 1 | | | | |
| 3- 4 | 0- 0 | 0- 0 | AWAY | 0- 1 | 0- 1 | 3- 2 | | | | |
| 2- 0 | 0- 0 | 0- 0 | NEUTRAL | 0- 0 | 0- 0 | 2- 0 | | | | |
| 7- 4 | 0- 0 | 0- 1 | NON-CONFERENCE | 0- 1 | 1- 1 | 6- 1 | | | | |
| 3- 2 | 0- 0 | 0- 1 | HOME | 0- 0 | 1- 1 | 2- 0 | | | | |
| 2- 2 | 0- 0 | 0- 0 | AWAY | 0- 1 | 0- 0 | 2- 1 | | | | |
| 2- 0 | 0- 0 | 0- 0 | NEUTRAL | 0- 0 | 0- 0 | 2- 0 | | | | |
| 2- 5 | 0- 1 | 0- 0 | CONFERENCE | 0- 0 | 0- 2 | 2- 2 | | | | |
| 1- 3 | 0- 1 | 0- 0 | HOME | 0- 0 | 0- 1 | 1- 1 | | | | |
| 1- 2 | 0- 0 | 0- 0 | AWAY | 0- 0 | 0- 1 | 1- 1 | | | | |
| 0- 0 | 0- 0 | 0- 0 | NEUTRAL | 0- 0 | 0- 0 | 0- 0 | | | | |

| RPI S | Opponent | Score | RPI S | Opponent | Score | RPI S | Opponent | Score | RPI S | Opponent | Score | Team's RPI: 196 |
|--------------------|-----------------|-------|-------|-----------------|-------|-------|----------|-------|-------|---------------------|-------|-----------------|
| 22 | H Central Mich. | 72 77 | 48 | H Michigan | 71 80 | 92 | A Butler | 55 76 | 109 | H Duquesne | 63 88 | |
| | | | | | | | | | 132 | A Western Mich. | 71 79 | |
| | | | | | | | | | 132 | H Western Mich. | 51 56 | |
| | | | | | | | | | 136 | H N.C. A&T | 64 52 | |
| | | | | | | | | | 155 | A Toledo | 61 65 | |
| | | | | | | | | | 189 | H Miami (OH) | 70 62 | |
| | | | | | | | | | 192 | A Bowling Green | 76 73 | |
| | | | | | | | | | 195 | A Cleveland St. | 62 66 | |
| | | | | | | | | | 201 | H Northern Ill. | 65 70 | |
| | | | | | | | | | 210 | H Youngstown St. | 91 62 | |
| | | | | | | | | | 267 | N Morgan St. | 52 45 | |
| | | | | | | | | | 283 | A St. Bonaventure | 63 54 | |
| | | | | | | | | | 288 | N Denver | 88 72 | |
| | | | | | | | | | 308 | H Purdue Fort Wayne | 64 53 | |
| | | | | | | | | | 314 | A Detroit Mercy | 81 60 | |
| LAST 10 Division I | | | | | | | | | | | | |
| 132 | A Western Mich. | 71 79 | 132 | H Western Mich. | 51 56 | | | | | | | |
| 189 | H Miami (OH) | 70 62 | 22 | H Central Mich. | 72 77 | | | | | | | |
| 201 | H Northern Ill. | 65 70 | 267 | N Morgan St. | 52 45 | | | | | | | |
| 155 | A Toledo | 61 65 | 288 | N Denver | 88 72 | | | | | | | |
| 192 | A Bowling Green | 76 73 | 136 | H N.C. A&T | 64 52 | | | | | | | |

Non-Div I Games:

Akron

■ Loss,
 ■ Non-Conf,
 ■ S Site,
 ■ H Home
 ■ A Away
 N Neutral

Alabama

Through Games Of Jan. 26, 2020

| | | | | | | | | | | |
|-------------------|----------|-----------|----------------|------------|-------------|---------------|------|------|-------|-----------|
| Average RPI Win: | 161 | WON-LOST | WINNING | LAST 10 | STRENGTH OF | OPP. STRENGTH | TEAM | ADJ. | CONF. | ADJ CONF. |
| Average RPI Loss: | 54 | RECORD | PCT. RANK | GAMES | SCHEDULE | OF SCHEDULE | RPI | RPI | RPI | RPI |
| DIV. I ONLY | 12- 8 | 115 | 5-5 | 19 | 75 | 62 | 62 | 4 | 4 | |
| DIV. I NON-CONF. | 10- 3 | 58 | 3-0 | 102 | 179 | 66 | 66 | 5 | 5 | |
| TOTALS | RPI 1-25 | RPI 26-50 | W-L RECORDS | RPI 51-100 | RPI 101-150 | RPI 150+ | | | | |
| 12- 8 | 0- 4 | 0- 0 | OVERALL | 4- 3 | 2- 0 | 6- 1 | | | | |
| 7- 5 | 0- 3 | 0- 0 | HOME | 3- 1 | 0- 0 | 4- 1 | | | | |
| 4- 2 | 0- 1 | 0- 0 | AWAY | 0- 1 | 2- 0 | 2- 0 | | | | |
| 1- 1 | 0- 0 | 0- 0 | NEUTRAL | 1- 1 | 0- 0 | 0- 0 | | | | |
| 10- 3 | 0- 0 | 0- 0 | NON-CONFERENCE | 3- 2 | 1- 0 | 6- 1 | | | | |
| 6- 2 | 0- 0 | 0- 0 | HOME | 2- 1 | 0- 0 | 4- 1 | | | | |
| 3- 0 | 0- 0 | 0- 0 | AWAY | 0- 0 | 1- 0 | 2- 0 | | | | |
| 1- 1 | 0- 0 | 0- 0 | NEUTRAL | 1- 1 | 0- 0 | 0- 0 | | | | |
| 2- 5 | 0- 4 | 0- 0 | CONFERENCE | 1- 1 | 1- 0 | 0- 0 | | | | |
| 1- 3 | 0- 3 | 0- 0 | HOME | 1- 0 | 0- 0 | 0- 0 | | | | |
| 1- 2 | 0- 1 | 0- 0 | AWAY | 0- 1 | 1- 0 | 0- 0 | | | | |
| 0- 0 | 0- 0 | 0- 0 | NEUTRAL | 0- 0 | 0- 0 | 0- 0 | | | | |

| RPI 1-25 | | | | RPI 26-50 | | | | RPI 51-100 Team's RPI: 62 | | | | RPI 101+ | | | |
|--------------------|---|----------------|-------|-----------|---|------------------|-------|---------------------------|---|---------------------|-------|----------|---|------------------|--------|
| RPI | S | Opponent | Score | RPI | S | Opponent | Score | RPI | S | Opponent | Score | RPI | S | Opponent | Score |
| 1 | H | South Carolina | 78 93 | | | | | 51 | A | Tennessee | 63 65 | 125 | A | Tulane | 66 56 |
| 18 | H | Texas A&M | 74 79 | | | | | 55 | N | UNI | 87 77 | 144 | A | Auburn | 75 48 |
| 20 | H | Kentucky | 71 81 | | | | | 57 | H | North Carolina | 83 77 | 151 | H | Bethune-Cookman | 60 49 |
| 24 | A | LSU | 60 71 | | | | | 59 | H | Iowa St. | 66 75 | 173 | A | Clemson | 67 54 |
| | | | | | | | | 72 | N | Southern California | 57 60 | 183 | H | Hampton | 61 64 |
| | | | | | | | | 83 | H | Vanderbilt | 98 61 | 230 | H | Radford | 85 51 |
| | | | | | | | | 91 | H | Colgate | 72 52 | 231 | H | Southeastern La. | 87 50 |
| | | | | | | | | | | | | 262 | A | South Alabama | 74 62 |
| | | | | | | | | | | | | 328 | H | Mercer | 111 56 |
| LAST 10 Division I | | | | | | | | | | | | | | | |
| 83 | H | Vanderbilt | 98 61 | 1 | H | South Carolina | 78 93 | | | | | | | | |
| 18 | H | Texas A&M | 74 79 | 24 | A | LSU | 60 71 | | | | | | | | |
| 51 | A | Tennessee | 63 65 | 231 | H | Southeastern La. | 87 50 | | | | | | | | |
| 144 | A | Auburn | 75 48 | 230 | H | Radford | 85 51 | | | | | | | | |
| 20 | H | Kentucky | 71 81 | 151 | H | Bethune-Cookman | 60 49 | | | | | | | | |

Non-Div I Games:

Alabama

■ Loss,
 ■ Non-Conf, S Site,
 ■ Home
 ■ Away
 N Neutral

Alabama A&M

Through Games Of Jan. 26, 2020

| | | | | | | | | | | |
|-------------------|----------|-----------|----------------|------------|-------------|---------------|------|------|-------|-----------|
| Average RPI Win: | 317 | WON-LOST | WINNING | LAST 10 | STRENGTH OF | OPP. STRENGTH | TEAM | ADJ. | CONF. | ADJ CONF. |
| Average RPI Loss: | 171 | RECORD | PCT. RANK | GAMES | SCHEDULE | OF SCHEDULE | RPI | RPI | RPI | RPI |
| DIV. I ONLY | 8- 9 | 193 | 5-5 | 341 | 340 | 266 | 266 | 31 | 31 | |
| DIV. I NON-CONF. | 4- 7 | 225 | 1-3 | 232 | 313 | 216 | 216 | 29 | 29 | |
| TOTALS | RPI 1-25 | RPI 26-50 | W-L RECORDS | RPI 51-100 | RPI 101-150 | RPI 150+ | | | | |
| 8- 9 | 0- 0 | 0- 1 | OVERALL | 0- 1 | 0- 1 | 8- 6 | | | | |
| 2- 2 | 0- 0 | 0- 0 | HOME | 0- 1 | 0- 0 | 2- 1 | | | | |
| 5- 6 | 0- 0 | 0- 1 | AWAY | 0- 0 | 0- 1 | 5- 4 | | | | |
| 1- 1 | 0- 0 | 0- 0 | NEUTRAL | 0- 0 | 0- 0 | 1- 1 | | | | |
| 4- 7 | 0- 0 | 0- 1 | NON-CONFERENCE | 0- 1 | 0- 1 | 4- 4 | | | | |
| 0- 2 | 0- 0 | 0- 0 | HOME | 0- 1 | 0- 0 | 0- 1 | | | | |
| 4- 4 | 0- 0 | 0- 1 | AWAY | 0- 0 | 0- 1 | 4- 2 | | | | |
| 0- 1 | 0- 0 | 0- 0 | NEUTRAL | 0- 0 | 0- 0 | 0- 1 | | | | |
| 4- 2 | 0- 0 | 0- 0 | CONFERENCE | 0- 0 | 0- 0 | 4- 2 | | | | |
| 2- 0 | 0- 0 | 0- 0 | HOME | 0- 0 | 0- 0 | 2- 0 | | | | |
| 1- 2 | 0- 0 | 0- 0 | AWAY | 0- 0 | 0- 0 | 1- 2 | | | | |
| 1- 0 | 0- 0 | 0- 0 | NEUTRAL | 0- 0 | 0- 0 | 1- 0 | | | | |

| RPI 1-25 | | | RPI 26-50 | | | RPI 51-100 | | | RPI 101+ Team's RPI: 266 | | |
|--------------------|---|----------|-----------|-----|---|------------------|-------|-----|--------------------------|--------------------|-------|
| RPI | S | Opponent | Score | RPI | S | Opponent | Score | RPI | S | Opponent | Score |
| | | | | 50 | A | Nebraska | 46 68 | 86 | H | North Florida | 64 73 |
| | | | | | | | | 103 | A | Cincinnati | 47 62 |
| | | | | | | | | 156 | N | North Ala. | 65 80 |
| | | | | | | | | 160 | A | Memphis | 71 79 |
| | | | | | | | | 170 | A | Jackson St. | 53 67 |
| | | | | | | | | 175 | H | Austin Peay | 61 67 |
| | | | | | | | | 265 | A | San Diego St. | 61 53 |
| | | | | | | | | 288 | A | Denver | 86 83 |
| | | | | | | | | 296 | A | California Baptist | 55 60 |
| | | | | | | | | 319 | A | Alcorn | 74 67 |
| | | | | | | | | 321 | N | Alabama St. | 75 48 |
| | | | | | | | | 322 | H | Ark.-Pine Bluff | 74 55 |
| | | | | | | | | 323 | A | Georgia St. | 67 52 |
| | | | | | | | | 340 | A | Grambling | 59 69 |
| | | | | | | | | 350 | A | Florida A&M | 77 53 |
| | | | | | | | | 351 | H | Mississippi Val. | 68 48 |
| LAST 10 Division I | | | | | | | | | | | |
| | | | | 319 | A | Alcorn | 74 67 | 340 | A | Grambling | 59 69 |
| | | | | 321 | N | Alabama St. | 75 48 | 160 | A | Memphis | 71 79 |
| | | | | 351 | H | Mississippi Val. | 68 48 | 350 | A | Florida A&M | 77 53 |
| | | | | 322 | H | Ark.-Pine Bluff | 74 55 | 103 | A | Cincinnati | 47 62 |
| | | | | 170 | A | Jackson St. | 53 67 | 175 | H | Austin Peay | 61 67 |

Non-Div I Games:

Alabama A&M

■ Loss,
 ■ Non-Conf,
 ■ S Site,
 ■ H Home
 ■ A Away
 N Neutral

| | | | | | | | | | | |
|-------------------|----------|-----------|----------------|------------|-------------|---------------|------|------|-------|-----------|
| Average RPI Win: | 333 | WON-LOST | WINNING | LAST 10 | STRENGTH OF | OPP. STRENGTH | TEAM | ADJ. | CONF. | ADJ CONF. |
| Average RPI Loss: | 167 | RECORD | PCT. RANK | GAMES | SCHEDULE | OF SCHEDULE | RPI | RPI | RPI | RPI |
| DIV. I ONLY | 3- 12 | 309 | 2-8 | 285 | 228 | 321 | 321 | 31 | 31 | |
| DIV. I NON-CONF. | 1- 8 | 322 | 0-4 | 75 | 73 | 281 | 281 | 29 | 29 | |
| TOTALS | RPI 1-25 | RPI 26-50 | W-L RECORDS | RPI 51-100 | RPI 101-150 | RPI 150+ | | | | |
| 3- 12 | 0- 2 | 0- 0 | OVERALL | 0- 1 | 0- 1 | 3- 8 | | | | |
| 2- 3 | 0- 0 | 0- 0 | HOME | 0- 0 | 0- 0 | 2- 3 | | | | |
| 1- 8 | 0- 2 | 0- 0 | AWAY | 0- 1 | 0- 1 | 1- 4 | | | | |
| 0- 1 | 0- 0 | 0- 0 | NEUTRAL | 0- 0 | 0- 0 | 0- 1 | | | | |
| 1- 8 | 0- 2 | 0- 0 | NON-CONFERENCE | 0- 1 | 0- 1 | 1- 4 | | | | |
| 1- 2 | 0- 0 | 0- 0 | HOME | 0- 0 | 0- 0 | 1- 2 | | | | |
| 0- 6 | 0- 2 | 0- 0 | AWAY | 0- 1 | 0- 1 | 0- 2 | | | | |
| 0- 0 | 0- 0 | 0- 0 | NEUTRAL | 0- 0 | 0- 0 | 0- 0 | | | | |
| 2- 4 | 0- 0 | 0- 0 | CONFERENCE | 0- 0 | 0- 0 | 2- 4 | | | | |
| 1- 1 | 0- 0 | 0- 0 | HOME | 0- 0 | 0- 0 | 1- 1 | | | | |
| 1- 2 | 0- 0 | 0- 0 | AWAY | 0- 0 | 0- 0 | 1- 2 | | | | |
| 0- 1 | 0- 0 | 0- 0 | NEUTRAL | 0- 0 | 0- 0 | 0- 1 | | | | |

| RPI 1-25 | | | | RPI 26-50 | | | | RPI 51-100 | | | | RPI 101+ Team's RPI: 321 | | | |
|--------------------|---|------------------|--------|-----------|---|-------------|--------|------------|---|------------|-------|--------------------------|---|------------------|-------|
| RPI | S | Opponent | Score | RPI | S | Opponent | Score | RPI | S | Opponent | Score | RPI | S | Opponent | Score |
| 1 | A | South Carolina | 43 103 | | | | | 78 | A | South Fla. | 29 80 | 119 | A | Wisconsin | 67 85 |
| 17 | A | DePaul | 76 105 | | | | | | | | | 156 | H | North Ala. | 60 81 |
| | | | | | | | | | | | | 165 | H | Samford | 48 83 |
| | | | | | | | | | | | | 170 | A | Jackson St. | 62 94 |
| | | | | | | | | | | | | 173 | A | Clemson | 43 76 |
| | | | | | | | | | | | | 258 | A | Southern U. | 47 69 |
| | | | | | | | | | | | | 266 | N | Alabama A&M | 48 75 |
| | | | | | | | | | | | | 275 | A | Ole Miss | 66 93 |
| | | | | | | | | | | | | 309 | H | Jacksonville St. | 68 63 |
| | | | | | | | | | | | | 322 | H | Ark.-Pine Bluff | 62 73 |
| | | | | | | | | | | | | 340 | A | Grambling | 73 59 |
| | | | | | | | | | | | | 351 | H | Mississippi Val. | 77 64 |
| LAST 10 Division I | | | | | | | | | | | | | | | |
| 258 | A | Southern U. | 47 69 | 170 | A | Jackson St. | 62 94 | | | | | | | | |
| 266 | N | Alabama A&M | 48 75 | 275 | A | Ole Miss | 66 93 | | | | | | | | |
| 322 | H | Ark.-Pine Bluff | 62 73 | 156 | H | North Ala. | 60 81 | | | | | | | | |
| 351 | H | Mississippi Val. | 77 64 | 17 | A | DePaul | 76 105 | | | | | | | | |
| 340 | A | Grambling | 73 59 | 119 | A | Wisconsin | 67 85 | | | | | | | | |

Non-Div I Games: Mobile 76 66 Paine 84 58

Alabama St.

■ Loss,
 ■ Non-Conf,
 ■ S Site,
 ■ H Home
 ■ A Away
 N Neutral

Albany (NY)

Through Games Of Jan. 26, 2020

| | | | | | | | | | | |
|-------------------|----------|-----------|----------------|------------|-------------|---------------|------|------|-------|-----------|
| Average RPI Win: | 275 | WON-LOST | WINNING | LAST 10 | STRENGTH OF | OPP. STRENGTH | TEAM | ADJ. | CONF. | ADJ CONF. |
| Average RPI Loss: | 214 | RECORD | PCT. RANK | GAMES | SCHEDULE | OF SCHEDULE | RPI | RPI | RPI | RPI |
| DIV. I ONLY | 6- 13 | 271 | 3-7 | 321 | 319 | 313 | 313 | 28 | 28 | |
| DIV. I NON-CONF. | 3- 9 | 279 | 0-3 | 335 | 310 | 333 | 333 | 28 | 28 | |
| TOTALS | RPI 1-25 | RPI 26-50 | W-L RECORDS | RPI 51-100 | RPI 101-150 | RPI 150+ | | | | |
| 6- 13 | 0- 0 | 0- 0 | OVERALL | 0- 2 | 0- 2 | 6- 9 | | | | |
| 3- 7 | 0- 0 | 0- 0 | HOME | 0- 1 | 0- 1 | 3- 5 | | | | |
| 3- 6 | 0- 0 | 0- 0 | AWAY | 0- 1 | 0- 1 | 3- 4 | | | | |
| 0- 0 | 0- 0 | 0- 0 | NEUTRAL | 0- 0 | 0- 0 | 0- 0 | | | | |
| 3- 9 | 0- 0 | 0- 0 | NON-CONFERENCE | 0- 1 | 0- 2 | 3- 6 | | | | |
| 1- 5 | 0- 0 | 0- 0 | HOME | 0- 0 | 0- 1 | 1- 4 | | | | |
| 2- 4 | 0- 0 | 0- 0 | AWAY | 0- 1 | 0- 1 | 2- 2 | | | | |
| 0- 0 | 0- 0 | 0- 0 | NEUTRAL | 0- 0 | 0- 0 | 0- 0 | | | | |
| 3- 4 | 0- 0 | 0- 0 | CONFERENCE | 0- 1 | 0- 0 | 3- 3 | | | | |
| 2- 2 | 0- 0 | 0- 0 | HOME | 0- 1 | 0- 0 | 2- 1 | | | | |
| 1- 2 | 0- 0 | 0- 0 | AWAY | 0- 0 | 0- 0 | 1- 2 | | | | |
| 0- 0 | 0- 0 | 0- 0 | NEUTRAL | 0- 0 | 0- 0 | 0- 0 | | | | |

| RPI S | Opponent | Score | RPI S | Opponent | Score | RPI S | Opponent | Score | RPI S | Opponent | Score |
|--------------------|----------|-------|-------|-----------------|-------|-------|---------------|------------------------|-------|------------------------|-------|
| | | | | | | 73 | A Marist | 52 76 | 114 | A Syracuse | 53 75 |
| | | | | | | 96 | H Stony Brook | 53 73 | 129 | H Cornell | 51 71 |
| | | | | | | | | | 162 | H Columbia | 82 78 |
| | | | | | | | | | 180 | H Binghamton | 56 53 |
| | | | | | | | | | 200 | H Boston U. | 58 60 |
| | | | | | | | | | 202 | H Lafayette | 47 54 |
| | | | | | | | | | 220 | A UMass Lowell | 51 53 |
| | | | | | | | | | 255 | A Maine | 49 60 |
| | | | | | | | | | 279 | H New Hampshire | 47 48 |
| | | | | | | | | | 281 | H Vermont | 58 49 |
| | | | | | | | | | 286 | H Monmouth | 41 53 |
| | | | | | | | | | 304 | A Siena | 46 52 |
| | | | | | | | | | 307 | A Bryant | 55 68 |
| | | | | | | | | | 312 | H St. Francis Brooklyn | 41 49 |
| | | | | | | | | | 336 | A Canisius | 70 53 |
| | | | | | | | | | 344 | A Central Conn. St. | 73 63 |
| | | | | | | | | | 345 | A Hartford | 68 63 |
| LAST 10 Division I | | | | | | | | | | | |
| | | | 345 | A Hartford | 68 63 | | 180 | H Binghamton | 56 53 | | |
| | | | 220 | A UMass Lowell | 51 53 | | 281 | H Vermont | 58 49 | | |
| | | | 96 | H Stony Brook | 53 73 | | 286 | H Monmouth | 41 53 | | |
| | | | 279 | H New Hampshire | 47 48 | | 307 | A Bryant | 55 68 | | |
| | | | 255 | A Maine | 49 60 | | 312 | H St. Francis Brooklyn | 41 49 | | |

Non-Div I Games: FDU-Florham 81 21

Albany (NY)

Loss, Non-Conf, S Site, H Home A Away N Neutral

| | | | | | | | | | | |
|-----------------------|----------|-----------|-----------|----------------|-------------|---------------|-------------|------|----------|-----------|
| Average RPI Win: 334 | | WON-LOST | WINNING | LAST 10 | STRENGTH OF | OPP. STRENGTH | TEAM | ADJ. | CONF. | ADJ CONF. |
| Average RPI Loss: 195 | | RECORD | PCT. RANK | GAMES | SCHEDULE | OF SCHEDULE | RPI | RPI | RPI | RPI |
| DIV. I ONLY | | 6- 11 | 247 | 5-5 | 348 | 323 | 319 | 319 | 31 | 31 |
| DIV. I NON-CONF. | | 2- 8 | 295 | 1-2 | 322 | 308 | 331 | 331 | 29 | 29 |
| TOTALS | RPI 1-25 | RPI 26-50 | | W-L RECORDS | RPI 51-100 | | RPI 101-150 | | RPI 150+ | |
| 6- 11 | 0- 0 | 0- 0 | | OVERALL | 0- 0 | | 0- 3 | | 6- 8 | |
| 2- 3 | 0- 0 | 0- 0 | | HOME | 0- 0 | | 0- 1 | | 2- 2 | |
| 4- 6 | 0- 0 | 0- 0 | | AWAY | 0- 0 | | 0- 2 | | 4- 4 | |
| 0- 2 | 0- 0 | 0- 0 | | NEUTRAL | 0- 0 | | 0- 0 | | 0- 2 | |
| 2- 8 | 0- 0 | 0- 0 | | NON-CONFERENCE | 0- 0 | | 0- 2 | | 2- 6 | |
| 1- 1 | 0- 0 | 0- 0 | | HOME | 0- 0 | | 0- 1 | | 1- 0 | |
| 1- 5 | 0- 0 | 0- 0 | | AWAY | 0- 0 | | 0- 1 | | 1- 4 | |
| 0- 2 | 0- 0 | 0- 0 | | NEUTRAL | 0- 0 | | 0- 0 | | 0- 2 | |
| 4- 3 | 0- 0 | 0- 0 | | CONFERENCE | 0- 0 | | 0- 1 | | 4- 2 | |
| 1- 2 | 0- 0 | 0- 0 | | HOME | 0- 0 | | 0- 0 | | 1- 2 | |
| 3- 1 | 0- 0 | 0- 0 | | AWAY | 0- 0 | | 0- 1 | | 3- 0 | |
| 0- 0 | 0- 0 | 0- 0 | | NEUTRAL | 0- 0 | | 0- 0 | | 0- 0 | |

| RPI 1-25 | | | | RPI 26-50 | | | | RPI 51-100 | | | | RPI 101+ | | | | Team's RPI: 319 | |
|--------------------|---|----------|-------|-----------|---|------------------|-------|------------|-----|----------|----------------|----------|-----|------------------|-------|-----------------|--|
| RPI | S | Opponent | Score | RPI | S | Opponent | Score | RPI | S | Opponent | Score | RPI | S | Opponent | Score | | |
| | | | | | | | | | | | | 105 | A | Texas Southern | 70 | 105 | |
| | | | | | | | | | | | | 112 | H | UAB | 65 | 86 | |
| | | | | | | | | | | | | 137 | A | SFA | 62 | 67 | |
| | | | | | | | | | | | | 160 | A | Memphis | 51 | 57 | |
| | | | | | | | | | | | | 170 | H | Jackson St. | 67 | 83 | |
| | | | | | | | | | | | | 173 | N | Clemson | 46 | 77 | |
| | | | | | | | | | | | | 213 | A | UTEP | 47 | 92 | |
| | | | | | | | | | | | | 236 | A | North Texas | 31 | 67 | |
| | | | | | | | | | | | | 266 | H | Alabama A&M | 67 | 74 | |
| | | | | | | | | | | | | 275 | N | Ole Miss | 55 | 73 | |
| | | | | | | | | | | | | 293 | A | Texas St. | 59 | 67 | |
| | | | | | | | | | | | | 302 | A | Prairie View | 68 | 63 | |
| | | | | | | | | | | | | 322 | A | Ark.-Pine Bluff | 77 | 75 | |
| | | | | | | | | | | | | 339 | A | Tennessee St. | 62 | 57 | |
| | | | | | | | | | | | | 340 | H | Grambling | 80 | 54 | |
| | | | | | | | | | | | | 350 | H | Florida A&M | 58 | 42 | |
| | | | | | | | | | | | | 351 | A | Mississippi Val. | 81 | 67 | |
| LAST 10 Division I | | | | | | | | | | | | | | | | | |
| | | | | 266 | H | Alabama A&M | 67 | 74 | 105 | A | Texas Southern | 70 | 105 | | | | |
| | | | | 322 | A | Ark.-Pine Bluff | 77 | 75 | 302 | A | Prairie View | 68 | 63 | | | | |
| | | | | 351 | A | Mississippi Val. | 81 | 67 | 293 | A | Texas St. | 59 | 67 | | | | |
| | | | | 340 | H | Grambling | 80 | 54 | 112 | H | UAB | 65 | 86 | | | | |
| | | | | 170 | H | Jackson St. | 67 | 83 | 350 | H | Florida A&M | 58 | 42 | | | | |

| | | | | | | |
|------------------|----------|----|----|----------------|----|----|
| Non-Div I Games: | Tougaloo | 85 | 61 | Louisiana Col. | 86 | 50 |
|------------------|----------|----|----|----------------|----|----|

Alcorn

■ Loss, ■ Non-Conf, S Site, H Home A Away N Neutral

American

Through Games Of Jan. 26, 2020

| | | | | | | | | | | |
|-------------------|----------|-----------|----------------|------------|-------------|---------------|------|------|-------|-----------|
| Average RPI Win: | 190 | WON-LOST | WINNING | LAST 10 | STRENGTH OF | OPP. STRENGTH | TEAM | ADJ. | CONF. | ADJ CONF. |
| Average RPI Loss: | 125 | RECORD | PCT. RANK | GAMES | SCHEDULE | OF SCHEDULE | RPI | RPI | RPI | RPI |
| DIV. I ONLY | 7- 11 | 236 | 5-5 | 97 | 156 | 190 | 190 | 15 | 15 | |
| DIV. I NON-CONF. | 4- 6 | 212 | 2-0 | 153 | 106 | 192 | 192 | 16 | 16 | |
| TOTALS | RPI 1-25 | RPI 26-50 | W-L RECORDS | RPI 51-100 | RPI 101-150 | RPI 150+ | | | | |
| 7- 11 | 0- 0 | 0- 0 | OVERALL | 2- 5 | 1- 2 | 4- 4 | | | | |
| 6- 2 | 0- 0 | 0- 0 | HOME | 2- 1 | 1- 1 | 3- 0 | | | | |
| 1- 8 | 0- 0 | 0- 0 | AWAY | 0- 3 | 0- 1 | 1- 4 | | | | |
| 0- 1 | 0- 0 | 0- 0 | NEUTRAL | 0- 1 | 0- 0 | 0- 0 | | | | |
| 4- 6 | 0- 0 | 0- 0 | NON-CONFERENCE | 1- 3 | 1- 0 | 2- 3 | | | | |
| 3- 1 | 0- 0 | 0- 0 | HOME | 1- 1 | 1- 0 | 1- 0 | | | | |
| 1- 4 | 0- 0 | 0- 0 | AWAY | 0- 1 | 0- 0 | 1- 3 | | | | |
| 0- 1 | 0- 0 | 0- 0 | NEUTRAL | 0- 1 | 0- 0 | 0- 0 | | | | |
| 3- 5 | 0- 0 | 0- 0 | CONFERENCE | 1- 2 | 0- 2 | 2- 1 | | | | |
| 3- 1 | 0- 0 | 0- 0 | HOME | 1- 0 | 0- 1 | 2- 0 | | | | |
| 0- 4 | 0- 0 | 0- 0 | AWAY | 0- 2 | 0- 1 | 0- 1 | | | | |
| 0- 0 | 0- 0 | 0- 0 | NEUTRAL | 0- 0 | 0- 0 | 0- 0 | | | | |

| RPI 1-25 | | | RPI 26-50 | | | RPI 51-100 | | | RPI 101+ | | | Team's RPI: 190 |
|--------------------|---|----------|-----------|-----|---|------------|-------------------|-------|----------|----------|---------------------|-----------------|
| RPI | S | Opponent | Score | RPI | S | Opponent | Score | RPI | S | Opponent | Score | |
| | | | | | | 60 | A Bucknell | 43 68 | | 115 | H Lehigh | 63 64 |
| | | | | | | 68 | N Buffalo | 55 73 | | 124 | A Holy Cross | 59 72 |
| | | | | | | 70 | H Minnesota | 53 70 | | 146 | H George Washington | 66 53 |
| | | | | | | 77 | A Ohio | 69 81 | | 178 | A Towson | 60 63 |
| | | | | | | 88 | H Villanova | 76 54 | | 184 | A Saint Joseph's | 51 72 |
| | | | | | | 91 | A Colgate | 62 63 | | 200 | A Boston U. | 44 59 |
| | | | | | | 91 | H Colgate | 63 61 | | 208 | H High Point | 56 48 |
| | | | | | | | | | | 212 | A George Mason | 55 73 |
| | | | | | | | | | | 230 | A Radford | 59 55 |
| | | | | | | | | | | 274 | H Loyola Maryland | 63 44 |
| | | | | | | | | | | 294 | H Army West Point | 73 57 |
| LAST 10 Division I | | | | | | | | | | | | |
| | | | | | | 91 | A Colgate | 62 63 | | 294 | H Army West Point | 73 57 |
| | | | | | | 274 | H Loyola Maryland | 63 44 | | 200 | A Boston U. | 44 59 |
| | | | | | | 124 | A Holy Cross | 59 72 | | 91 | H Colgate | 63 61 |
| | | | | | | 60 | A Bucknell | 43 68 | | 146 | H George Washington | 66 53 |
| | | | | | | 115 | H Lehigh | 63 64 | | 230 | A Radford | 59 55 |

Non-Div I Games:

American

 Loss,
 Non-Conf,
 S Site,
 H Home
 A Away
N Neutral

Appalachian St.

Through Games Of Jan. 26, 2020

| | | | | | | | | | | |
|-------------------|----------|-----------|----------------|------------|-------------|---------------|------|------|-------|-----------|
| Average RPI Win: | 310 | WON-LOST | WINNING | LAST 10 | STRENGTH OF | OPP. STRENGTH | TEAM | ADJ. | CONF. | ADJ CONF. |
| Average RPI Loss: | 144 | RECORD | PCT. RANK | GAMES | SCHEDULE | OF SCHEDULE | RPI | RPI | RPI | RPI |
| DIV. I ONLY | 4- 14 | 303 | 2-8 | 158 | 231 | 280 | 280 | 22 | 22 | |
| DIV. I NON-CONF. | 3- 8 | 268 | 1-2 | 190 | 236 | 256 | 256 | 21 | 21 | |
| TOTALS | RPI 1-25 | RPI 26-50 | W-L RECORDS | RPI 51-100 | RPI 101-150 | RPI 150+ | | | | |
| 4- 14 | 0- 1 | 0- 1 | OVERALL | 0- 2 | 0- 3 | 4- 7 | | | | |
| 2- 4 | 0- 0 | 0- 0 | HOME | 0- 1 | 0- 1 | 2- 2 | | | | |
| 1- 9 | 0- 1 | 0- 1 | AWAY | 0- 1 | 0- 2 | 1- 4 | | | | |
| 1- 1 | 0- 0 | 0- 0 | NEUTRAL | 0- 0 | 0- 0 | 1- 1 | | | | |
| 3- 8 | 0- 1 | 0- 1 | NON-CONFERENCE | 0- 0 | 0- 2 | 3- 4 | | | | |
| 1- 2 | 0- 0 | 0- 0 | HOME | 0- 0 | 0- 0 | 1- 2 | | | | |
| 1- 5 | 0- 1 | 0- 1 | AWAY | 0- 0 | 0- 2 | 1- 1 | | | | |
| 1- 1 | 0- 0 | 0- 0 | NEUTRAL | 0- 0 | 0- 0 | 1- 1 | | | | |
| 1- 6 | 0- 0 | 0- 0 | CONFERENCE | 0- 2 | 0- 1 | 1- 3 | | | | |
| 1- 2 | 0- 0 | 0- 0 | HOME | 0- 1 | 0- 1 | 1- 0 | | | | |
| 0- 4 | 0- 0 | 0- 0 | AWAY | 0- 1 | 0- 0 | 0- 3 | | | | |
| 0- 0 | 0- 0 | 0- 0 | NEUTRAL | 0- 0 | 0- 0 | 0- 0 | | | | |

| RPI 1-25 | | | | RPI 26-50 | | | | RPI 51-100 | | | | RPI 101+ Team's RPI: 280 | | | |
|--------------------|---|----------------|-------|-----------|---|-----------------|-------|------------|---|--------------|-------|--------------------------|---|-----------------|-------|
| RPI | S | Opponent | Score | RPI | S | Opponent | Score | RPI | S | Opponent | Score | RPI | S | Opponent | Score |
| 1 | A | South Carolina | 50 92 | 48 | A | Michigan | 35 62 | 66 | A | Troy | 55 84 | 113 | A | VCU | 38 66 |
| | | | | | | | | 99 | H | UT Arlington | 60 82 | 121 | A | UNC Greensboro | 47 54 |
| | | | | | | | | | | | | 122 | H | Coastal Caro. | 53 80 |
| | | | | | | | | | | | | 151 | N | Bethune-Cookman | 44 61 |
| | | | | | | | | | | | | 153 | A | Elon | 66 67 |
| | | | | | | | | | | | | 199 | A | Little Rock | 63 68 |
| | | | | | | | | | | | | 209 | A | Arkansas St. | 58 76 |
| | | | | | | | | | | | | 237 | H | Gardner-Webb | 56 67 |
| | | | | | | | | | | | | 239 | H | ETSU | 61 67 |
| | | | | | | | | | | | | 262 | A | South Alabama | 66 81 |
| | | | | | | | | | | | | 284 | A | Wofford | 54 51 |
| | | | | | | | | | | | | 293 | H | Texas St. | 73 65 |
| | | | | | | | | | | | | 328 | H | Mercer | 77 68 |
| | | | | | | | | | | | | 336 | N | Canisius | 74 57 |
| LAST 10 Division I | | | | | | | | | | | | | | | |
| 199 | A | Little Rock | 63 68 | 66 | A | Troy | 55 84 | | | | | | | | |
| 122 | H | Coastal Caro. | 53 80 | 262 | A | South Alabama | 66 81 | | | | | | | | |
| 209 | A | Arkansas St. | 58 76 | 121 | A | UNC Greensboro | 47 54 | | | | | | | | |
| 293 | H | Texas St. | 73 65 | 336 | N | Canisius | 74 57 | | | | | | | | |
| 99 | H | UT Arlington | 60 82 | 151 | N | Bethune-Cookman | 44 61 | | | | | | | | |

Non-Div I Games:

Appalachian St.

■ Loss,
 ■ Non-Conf, S Site,
 ■ Home
 ■ Away
 N Neutral

Arizona

Through Games Of Jan. 26, 2020

| Average RPI Win: | 184 | WON-LOST | WINNING | LAST 10 | STRENGTH OF | OPP. STRENGTH | TEAM | ADJ. | CONF. | ADJ CONF. |
|-------------------|----------|-----------|----------------|------------|-------------|---------------|------|------|-------|-----------|
| Average RPI Loss: | 7 | RECORD | PCT. RANK | GAMES | SCHEDULE | OF SCHEDULE | RPI | RPI | RPI | RPI |
| DIV. I ONLY | 16- 3 | 23 | 7-3 | 107 | 70 | 33 | 33 | 1 | 1 | |
| DIV. I NON-CONF. | 11- 0 | 1 | 2-0 | 333 | 265 | 79 | 79 | 1 | 1 | |
| TOTALS | RPI 1-25 | RPI 26-50 | W-L RECORDS | RPI 51-100 | RPI 101-150 | RPI 150+ | | | | |
| 16- 3 | 0- 3 | 3- 0 | OVERALL | 2- 0 | 1- 0 | 10- 0 | | | | |
| 8- 2 | 0- 2 | 1- 0 | HOME | 0- 0 | 0- 0 | 7- 0 | | | | |
| 8- 1 | 0- 1 | 2- 0 | AWAY | 2- 0 | 1- 0 | 3- 0 | | | | |
| 0- 0 | 0- 0 | 0- 0 | NEUTRAL | 0- 0 | 0- 0 | 0- 0 | | | | |
| 11- 0 | 0- 0 | 1- 0 | NON-CONFERENCE | 0- 0 | 0- 0 | 10- 0 | | | | |
| 7- 0 | 0- 0 | 0- 0 | HOME | 0- 0 | 0- 0 | 7- 0 | | | | |
| 4- 0 | 0- 0 | 1- 0 | AWAY | 0- 0 | 0- 0 | 3- 0 | | | | |
| 0- 0 | 0- 0 | 0- 0 | NEUTRAL | 0- 0 | 0- 0 | 0- 0 | | | | |
| 5- 3 | 0- 3 | 2- 0 | CONFERENCE | 2- 0 | 1- 0 | 0- 0 | | | | |
| 1- 2 | 0- 2 | 1- 0 | HOME | 0- 0 | 0- 0 | 0- 0 | | | | |
| 4- 1 | 0- 1 | 1- 0 | AWAY | 2- 0 | 1- 0 | 0- 0 | | | | |
| 0- 0 | 0- 0 | 0- 0 | NEUTRAL | 0- 0 | 0- 0 | 0- 0 | | | | |

| RPI S | Opponent | Score | RPI S | Opponent | Score | RPI S | Opponent | Score | RPI S | Opponent | Score |
|--------------------|------------------|-------|-------|-----------------------|-------|-------|-----------------------|-------|-------|--------------------|-------|
| 2 | H Oregon | 64 71 | 27 | A Arizona St. | 58 53 | 72 | A Southern California | 65 57 | 107 | A Washington | 66 58 |
| 6 | A UCLA | 58 70 | 27 | H Arizona St. | 59 53 | 85 | A Washington St. | 74 67 | 168 | H Santa Clara | 65 52 |
| 13 | H Oregon St. | 61 63 | 35 | A Texas | 83 58 | | | | 193 | H North Dakota | 74 42 |
| | | | | | | | | | 194 | A Montana | 77 42 |
| | | | | | | | | | 213 | A UTEP | 54 43 |
| | | | | | | | | | 268 | H UC Santa Barbara | 61 42 |
| | | | | | | | | | 278 | H UC Riverside | 70 27 |
| | | | | | | | | | 286 | H Monmouth | 86 34 |
| | | | | | | | | | 302 | H Prairie View | 83 48 |
| | | | | | | | | | 339 | H Tennessee St. | 77 42 |
| | | | | | | | | | 347 | A Chicago St. | 82 50 |
| LAST 10 Division I | | | | | | | | | | | |
| 27 | H Arizona St. | 59 53 | 6 | A UCLA | 58 70 | | | | | | |
| 107 | A Washington | 66 58 | 72 | A Southern California | 65 57 | | | | | | |
| 85 | A Washington St. | 74 67 | 27 | A Arizona St. | 58 53 | | | | | | |
| 2 | H Oregon | 64 71 | 268 | H UC Santa Barbara | 61 42 | | | | | | |
| 13 | H Oregon St. | 61 63 | 339 | H Tennessee St. | 77 42 | | | | | | |

Non-Div I Games:

Arizona

Loss, Non-Conf, S Site, H Home A Away N Neutral

| | | | | | | | | | | |
|-------------------|----------|-----------|----------------|------------|-------------|---------------|------|------|-------|-----------|
| Average RPI Win: | 160 | WON-LOST | WINNING | LAST 10 | STRENGTH OF | OPP. STRENGTH | TEAM | ADJ. | CONF. | ADJ CONF. |
| Average RPI Loss: | 34 | RECORD | PCT. RANK | GAMES | SCHEDULE | OF SCHEDULE | RPI | RPI | RPI | RPI |
| DIV. I ONLY | 15- 5 | 43 | 7-3 | 47 | 46 | 27 | 27 | 1 | 1 | |
| DIV. I NON-CONF. | 10- 2 | 30 | 2-0 | 242 | 121 | 72 | 72 | 1 | 1 | |
| TOTALS | RPI 1-25 | RPI 26-50 | W-L RECORDS | RPI 51-100 | RPI 101-150 | RPI 150+ | | | | |
| 15- 5 | 2- 1 | 1- 3 | OVERALL | 4- 1 | 1- 0 | 7- 0 | | | | |
| 9- 1 | 2- 0 | 1- 1 | HOME | 1- 0 | 0- 0 | 5- 0 | | | | |
| 4- 3 | 0- 1 | 0- 1 | AWAY | 2- 1 | 1- 0 | 1- 0 | | | | |
| 2- 1 | 0- 0 | 0- 1 | NEUTRAL | 1- 0 | 0- 0 | 1- 0 | | | | |
| 10- 2 | 0- 0 | 1- 1 | NON-CONFERENCE | 2- 1 | 0- 0 | 7- 0 | | | | |
| 7- 0 | 0- 0 | 1- 0 | HOME | 1- 0 | 0- 0 | 5- 0 | | | | |
| 1- 1 | 0- 0 | 0- 0 | AWAY | 0- 1 | 0- 0 | 1- 0 | | | | |
| 2- 1 | 0- 0 | 0- 1 | NEUTRAL | 1- 0 | 0- 0 | 1- 0 | | | | |
| 5- 3 | 2- 1 | 0- 2 | CONFERENCE | 2- 0 | 1- 0 | 0- 0 | | | | |
| 2- 1 | 2- 0 | 0- 1 | HOME | 0- 0 | 0- 0 | 0- 0 | | | | |
| 3- 2 | 0- 1 | 0- 1 | AWAY | 2- 0 | 1- 0 | 0- 0 | | | | |
| 0- 0 | 0- 0 | 0- 0 | NEUTRAL | 0- 0 | 0- 0 | 0- 0 | | | | |

| RPI 1-25 | | | | RPI 26-50 | | | | Team's RPI: 27 | | | | RPI 51-100 | | | | RPI 101+ | | | |
|--------------------|---|------------|-------|-----------|---|----------------|-------|----------------|---|---------------------|-------|------------|---|-----------------|-------|----------|---|----------|-------|
| RPI | S | Opponent | Score | RPI | S | Opponent | Score | RPI | S | Opponent | Score | RPI | S | Opponent | Score | RPI | S | Opponent | Score |
| 2 | H | Oregon | 72 66 | 29 | N | Purdue | 52 59 | 52 | N | Middle Tenn. | 61 60 | 107 | A | Washington | 67 50 | | | | |
| 6 | A | UCLA | 66 68 | 33 | A | Arizona | 53 59 | 70 | A | Minnesota | 66 80 | 181 | H | New Mexico | 84 47 | | | | |
| 13 | H | Oregon St. | 55 47 | 33 | H | Arizona | 53 58 | 72 | A | Southern California | 63 54 | 255 | N | Maine | 57 31 | | | | |
| | | | | 40 | H | Creighton | 70 55 | 80 | H | BYU | 60 52 | 256 | H | Idaho St. | 74 69 | | | | |
| | | | | | | | | 85 | A | Washington St. | 65 56 | 294 | H | Army West Point | 83 51 | | | | |
| | | | | | | | | | | | | 310 | A | New Mexico St. | 70 47 | | | | |
| | | | | | | | | | | | | 316 | H | Air Force | 87 56 | | | | |
| | | | | | | | | | | | | 334 | H | Cal Poly | 66 41 | | | | |
| LAST 10 Division I | | | | | | | | | | | | | | | | | | | |
| | | | | 33 | A | Arizona | 53 59 | 72 | A | Southern California | 63 54 | | | | | | | | |
| | | | | 85 | A | Washington St. | 65 56 | 6 | A | UCLA | 66 68 | | | | | | | | |
| | | | | 107 | A | Washington | 67 50 | 33 | H | Arizona | 53 58 | | | | | | | | |
| | | | | 13 | H | Oregon St. | 55 47 | 40 | H | Creighton | 70 55 | | | | | | | | |
| | | | | 2 | H | Oregon | 72 66 | 310 | A | New Mexico St. | 70 47 | | | | | | | | |

Non-Div I Games:

Arizona St.

■ Loss,
■ Non-Conf,
■ S Site,
■ H Home
■ A Away
N Neutral

Ark.-Pine Bluff

Through Games Of Jan. 26, 2020

| | | | | | | | | | | |
|-------------------|----------|-----------|----------------|------------|-------------|---------------|------|------|-------|-----------|
| Average RPI Win: | 336 | WON-LOST | WINNING | LAST 10 | STRENGTH OF | OPP. STRENGTH | TEAM | ADJ. | CONF. | ADJ CONF. |
| Average RPI Loss: | 185 | RECORD | PCT. RANK | GAMES | SCHEDULE | OF SCHEDULE | RPI | RPI | RPI | RPI |
| DIV. I ONLY | 2- 13 | 331 | 2-8 | 290 | 294 | 322 | 322 | 31 | 31 | |
| DIV. I NON-CONF. | 0- 9 | 338 | 0-4 | 78 | 166 | 309 | 309 | 29 | 29 | |
| TOTALS | RPI 1-25 | RPI 26-50 | W-L RECORDS | RPI 51-100 | RPI 101-150 | RPI 150+ | | | | |
| 2- 13 | 0- 0 | 0- 0 | OVERALL | 0- 3 | 0- 2 | 2- 8 | | | | |
| 0- 2 | 0- 0 | 0- 0 | HOME | 0- 0 | 0- 0 | 0- 2 | | | | |
| 2- 11 | 0- 0 | 0- 0 | AWAY | 0- 3 | 0- 2 | 2- 6 | | | | |
| 0- 0 | 0- 0 | 0- 0 | NEUTRAL | 0- 0 | 0- 0 | 0- 0 | | | | |
| 0- 9 | 0- 0 | 0- 0 | NON-CONFERENCE | 0- 3 | 0- 2 | 0- 4 | | | | |
| 0- 0 | 0- 0 | 0- 0 | HOME | 0- 0 | 0- 0 | 0- 0 | | | | |
| 0- 9 | 0- 0 | 0- 0 | AWAY | 0- 3 | 0- 2 | 0- 4 | | | | |
| 0- 0 | 0- 0 | 0- 0 | NEUTRAL | 0- 0 | 0- 0 | 0- 0 | | | | |
| 2- 4 | 0- 0 | 0- 0 | CONFERENCE | 0- 0 | 0- 0 | 2- 4 | | | | |
| 0- 2 | 0- 0 | 0- 0 | HOME | 0- 0 | 0- 0 | 0- 2 | | | | |
| 2- 2 | 0- 0 | 0- 0 | AWAY | 0- 0 | 0- 0 | 2- 2 | | | | |
| 0- 0 | 0- 0 | 0- 0 | NEUTRAL | 0- 0 | 0- 0 | 0- 0 | | | | |

| RPI 1-25 | | | RPI 26-50 | | | RPI 51-100 | | | RPI 101+ | | | Team's RPI: 322 |
|--------------------|---|----------|-----------|-----|---|---------------------|-------|------------------------|----------|----------|-------|-----------------|
| RPI | S | Opponent | Score | RPI | S | Opponent | Score | RPI | S | Opponent | Score | |
| | | | | | | 51 A Tennessee | 51 92 | 122 A Coastal Caro. | | 69 76 | | |
| | | | | | | 59 A Iowa St. | 40 90 | 148 A Illinois | | 50 65 | | |
| | | | | | | 85 A Washington St. | 56 85 | 154 A Texas Tech | | 55 81 | | |
| | | | | | | | | 166 A Wichita St. | | 50 100 | | |
| | | | | | | | | 209 A Arkansas St. | | 60 81 | | |
| | | | | | | | | 258 H Southern U. | | 43 70 | | |
| | | | | | | | | 264 A Milwaukee | | 55 69 | | |
| | | | | | | | | 266 A Alabama A&M | | 55 74 | | |
| | | | | | | | | 302 A Prairie View | | 51 61 | | |
| | | | | | | | | 319 H Alcorn | | 75 77 | | |
| | | | | | | | | 321 A Alabama St. | | 73 62 | | |
| | | | | | | | | 351 A Mississippi Val. | | 80 77 | | |
| LAST 10 Division I | | | | | | | | | | | | |
| | | | | | | 302 A Prairie View | 51 61 | 351 A Mississippi Val. | | 80 77 | | |
| | | | | | | 319 H Alcorn | 75 77 | 154 A Texas Tech | | 55 81 | | |
| | | | | | | 258 H Southern U. | 43 70 | 166 A Wichita St. | | 50 100 | | |
| | | | | | | 321 A Alabama St. | 73 62 | 209 A Arkansas St. | | 60 81 | | |
| | | | | | | 266 A Alabama A&M | 55 74 | 85 A Washington St. | | 56 85 | | |

Non-Div I Games: Philander Smith 66 54

Ark.-Pine Bluff

■ Loss,
 ■ Non-Conf,
 ■ S Site,
 ■ Home
 ■ A Away
 N Neutral

Arkansas

Through Games Of Jan. 26, 2020

| | | | | | | | | | | |
|-------------------|----------|-----------|----------------|------------|-------------|---------------|------|------|-------|-----------|
| Average RPI Win: | 164 | WON-LOST | WINNING | LAST 10 | STRENGTH OF | OPP. STRENGTH | TEAM | ADJ. | CONF. | ADJ CONF. |
| Average RPI Loss: | 55 | RECORD | PCT. RANK | GAMES | SCHEDULE | OF SCHEDULE | RPI | RPI | RPI | RPI |
| DIV. I ONLY | 16- 4 | 31 | 7-3 | 100 | 47 | 47 | 47 | 4 | 4 | |
| DIV. I NON-CONF. | 12- 1 | 9 | 3-0 | 189 | 129 | 34 | 34 | 5 | 5 | |
| TOTALS | RPI 1-25 | RPI 26-50 | W-L RECORDS | RPI 51-100 | RPI 101-150 | RPI 150+ | | | | |
| 16- 4 | 0- 2 | 0- 0 | OVERALL | 4- 1 | 6- 1 | 6- 0 | | | | |
| 12- 2 | 0- 1 | 0- 0 | HOME | 3- 1 | 3- 0 | 6- 0 | | | | |
| 2- 2 | 0- 1 | 0- 0 | AWAY | 1- 0 | 1- 1 | 0- 0 | | | | |
| 2- 0 | 0- 0 | 0- 0 | NEUTRAL | 0- 0 | 2- 0 | 0- 0 | | | | |
| 12- 1 | 0- 0 | 0- 0 | NON-CONFERENCE | 3- 0 | 3- 1 | 6- 0 | | | | |
| 10- 0 | 0- 0 | 0- 0 | HOME | 3- 0 | 1- 0 | 6- 0 | | | | |
| 0- 1 | 0- 0 | 0- 0 | AWAY | 0- 0 | 0- 1 | 0- 0 | | | | |
| 2- 0 | 0- 0 | 0- 0 | NEUTRAL | 0- 0 | 2- 0 | 0- 0 | | | | |
| 4- 3 | 0- 2 | 0- 0 | CONFERENCE | 1- 1 | 3- 0 | 0- 0 | | | | |
| 2- 2 | 0- 1 | 0- 0 | HOME | 0- 1 | 2- 0 | 0- 0 | | | | |
| 2- 1 | 0- 1 | 0- 0 | AWAY | 1- 0 | 1- 0 | 0- 0 | | | | |
| 0- 0 | 0- 0 | 0- 0 | NEUTRAL | 0- 0 | 0- 0 | 0- 0 | | | | |

| RPI 1-25 | | | | RPI 26-50 | | | | RPI 51-100 | | | | RPI 101+ | | | |
|--------------------|---|----------------|--------|-----------|---|------------------|-------|------------|---|-------------|--------|----------|---|------------------|--------|
| RPI | S | Opponent | Score | RPI | S | Opponent | Score | RPI | S | Opponent | Score | RPI | S | Opponent | Score |
| 1 | A | South Carolina | 82 91 | | | | | 64 | H | Belmont | 91 60 | 117 | N | Fordham | 71 59 |
| 18 | H | Texas A&M | 77 84 | | | | | 75 | H | Georgia | 55 64 | 119 | N | Wisconsin | 68 64 |
| | | | | | | | | 83 | A | Vanderbilt | 100 66 | 126 | A | California | 80 84 |
| | | | | | | | | 84 | H | UT Martin | 96 46 | 130 | H | Florida | 79 57 |
| | | | | | | | | 96 | H | Stony Brook | 88 58 | 144 | A | Auburn | 86 70 |
| | | | | | | | | | | | | 145 | H | Missouri | 90 73 |
| | | | | | | | | | | | | 149 | H | New Orleans | 82 52 |
| | | | | | | | | | | | | 169 | H | Kansas St. | 81 72 |
| | | | | | | | | | | | | 199 | H | Little Rock | 86 53 |
| | | | | | | | | | | | | 216 | H | Tulsa | 91 41 |
| | | | | | | | | | | | | 251 | H | Oral Roberts | 96 64 |
| | | | | | | | | | | | | 318 | H | McNeese | 101 58 |
| | | | | | | | | | | | | 342 | H | Northwestern St. | 99 39 |
| LAST 10 Division I | | | | | | | | | | | | | | | |
| 130 | H | Florida | 79 57 | 144 | A | Auburn | 86 70 | | | | | | | | |
| 75 | H | Georgia | 55 64 | 18 | H | Texas A&M | 77 84 | | | | | | | | |
| 83 | A | Vanderbilt | 100 66 | 84 | H | UT Martin | 96 46 | | | | | | | | |
| 145 | H | Missouri | 90 73 | 199 | H | Little Rock | 86 53 | | | | | | | | |
| 1 | A | South Carolina | 82 91 | 342 | H | Northwestern St. | 99 39 | | | | | | | | |

Non-Div I Games:

Arkansas

■ Loss,
 ■ Non-Conf,
 ■ S Site,
 ■ H Home
 ■ A Away
 N Neutral

| | | | | | | | | | | |
|-------------------|----------|-----------|----------------|------------|-------------|---------------|------|------|-------|-----------|
| Average RPI Win: | 271 | WON-LOST | WINNING | LAST 10 | STRENGTH OF | OPP. STRENGTH | TEAM | ADJ. | CONF. | ADJ CONF. |
| Average RPI Loss: | 144 | RECORD | PCT. RANK | GAMES | SCHEDULE | OF SCHEDULE | RPI | RPI | RPI | RPI |
| DIV. I ONLY | 7- 11 | 236 | 5-5 | 178 | 240 | 209 | 209 | 22 | 22 | |
| DIV. I NON-CONF. | 2- 8 | 295 | 0-2 | 126 | 244 | 253 | 253 | 21 | 21 | |
| TOTALS | RPI 1-25 | RPI 26-50 | W-L RECORDS | RPI 51-100 | RPI 101-150 | RPI 150+ | | | | |
| 7- 11 | 0- 2 | 0- 0 | OVERALL | 0- 1 | 1- 2 | 6- 6 | | | | |
| 5- 1 | 0- 0 | 0- 0 | HOME | 0- 0 | 1- 0 | 4- 1 | | | | |
| 2- 9 | 0- 2 | 0- 0 | AWAY | 0- 1 | 0- 1 | 2- 5 | | | | |
| 0- 1 | 0- 0 | 0- 0 | NEUTRAL | 0- 0 | 0- 1 | 0- 0 | | | | |
| 2- 8 | 0- 2 | 0- 0 | NON-CONFERENCE | 0- 0 | 0- 1 | 2- 5 | | | | |
| 1- 1 | 0- 0 | 0- 0 | HOME | 0- 0 | 0- 0 | 1- 1 | | | | |
| 1- 6 | 0- 2 | 0- 0 | AWAY | 0- 0 | 0- 0 | 1- 4 | | | | |
| 0- 1 | 0- 0 | 0- 0 | NEUTRAL | 0- 0 | 0- 1 | 0- 0 | | | | |
| 5- 3 | 0- 0 | 0- 0 | CONFERENCE | 0- 1 | 1- 1 | 4- 1 | | | | |
| 4- 0 | 0- 0 | 0- 0 | HOME | 0- 0 | 1- 0 | 3- 0 | | | | |
| 1- 3 | 0- 0 | 0- 0 | AWAY | 0- 1 | 0- 1 | 1- 1 | | | | |
| 0- 0 | 0- 0 | 0- 0 | NEUTRAL | 0- 0 | 0- 0 | 0- 0 | | | | |

| RPI 1-25 | | | | RPI 26-50 | | | | RPI 51-100 | | | | RPI 101+ Team's RPI: 209 | | | |
|--------------------|---|-----------------|--------|-----------|---|----------------|--------|------------|---|--------------|-------|--------------------------|---|-------------------|-------|
| RPI | S | Opponent | Score | RPI | S | Opponent | Score | RPI | S | Opponent | Score | RPI | S | Opponent | Score |
| 9 | A | Baylor | 43 111 | | | | | 99 | A | UT Arlington | 44 71 | 122 | H | Coastal Caro. | 63 61 |
| 17 | A | DePaul | 64 109 | | | | | | | | | 128 | A | Louisiana | 43 83 |
| | | | | | | | | | | | | 136 | N | N.C. A&T | 50 55 |
| | | | | | | | | | | | | 152 | H | Southeast Mo. St. | 67 79 |
| | | | | | | | | | | | | 160 | A | Memphis | 50 78 |
| | | | | | | | | | | | | 199 | A | Little Rock | 58 67 |
| | | | | | | | | | | | | 216 | A | Tulsa | 77 79 |
| | | | | | | | | | | | | 218 | A | Murray St. | 62 77 |
| | | | | | | | | | | | | 250 | A | Louisiana Tech | 54 67 |
| | | | | | | | | | | | | 265 | A | San Diego St. | 71 62 |
| | | | | | | | | | | | | 280 | H | Appalachian St. | 76 58 |
| | | | | | | | | | | | | 291 | H | Ga. Southern | 69 62 |
| | | | | | | | | | | | | 293 | A | Texas St. | 56 53 |
| | | | | | | | | | | | | 322 | H | Ark.-Pine Bluff | 81 60 |
| | | | | | | | | | | | | 323 | H | Georgia St. | 70 68 |
| LAST 10 Division I | | | | | | | | | | | | | | | |
| 122 | H | Coastal Caro. | 63 61 | 323 | H | Georgia St. | 70 68 | | | | | | | | |
| 128 | A | Louisiana | 43 83 | 293 | A | Texas St. | 56 53 | | | | | | | | |
| 199 | A | Little Rock | 58 67 | 99 | A | UT Arlington | 44 71 | | | | | | | | |
| 280 | H | Appalachian St. | 76 58 | 250 | A | Louisiana Tech | 54 67 | | | | | | | | |
| 291 | H | Ga. Southern | 69 62 | 9 | A | Baylor | 43 111 | | | | | | | | |

Non-Div I Games: Central Baptist 88 63

Arkansas St.

■ Loss,
 ■ Non-Conf,
 ■ S Site,
 ■ H Home
 ■ A Away
 N Neutral

Army West Point

Through Games Of Jan. 26, 2020

| Average RPI Win: | 286 | WON-LOST | WINNING | LAST 10 | STRENGTH OF | OPP. STRENGTH | TEAM | ADJ. | CONF. | ADJ CONF. |
|-------------------|----------|-----------|----------------|------------|-------------|---------------|------|------|-------|-----------|
| Average RPI Loss: | 160 | RECORD | PCT. RANK | GAMES | SCHEDULE | OF SCHEDULE | RPI | RPI | RPI | RPI |
| DIV. I ONLY | 5- 14 | 289 | 2-8 | 218 | 253 | 294 | 294 | 15 | 15 | |
| DIV. I NON-CONF. | 4- 7 | 225 | 1-1 | 245 | 316 | 258 | 258 | 16 | 16 | |
| TOTALS | RPI 1-25 | RPI 26-50 | W-L RECORDS | RPI 51-100 | RPI 101-150 | RPI 150+ | | | | |
| 5- 14 | 0- 1 | 0- 2 | OVERALL | 0- 2 | 1- 0 | 4- 9 | | | | |
| 3- 6 | 0- 1 | 0- 0 | HOME | 0- 1 | 1- 0 | 2- 4 | | | | |
| 2- 8 | 0- 0 | 0- 2 | AWAY | 0- 1 | 0- 0 | 2- 5 | | | | |
| 0- 0 | 0- 0 | 0- 0 | NEUTRAL | 0- 0 | 0- 0 | 0- 0 | | | | |
| 4- 7 | 0- 1 | 0- 2 | NON-CONFERENCE | 0- 0 | 0- 0 | 4- 4 | | | | |
| 2- 3 | 0- 1 | 0- 0 | HOME | 0- 0 | 0- 0 | 2- 2 | | | | |
| 2- 4 | 0- 0 | 0- 2 | AWAY | 0- 0 | 0- 0 | 2- 2 | | | | |
| 0- 0 | 0- 0 | 0- 0 | NEUTRAL | 0- 0 | 0- 0 | 0- 0 | | | | |
| 1- 7 | 0- 0 | 0- 0 | CONFERENCE | 0- 2 | 1- 0 | 0- 5 | | | | |
| 1- 3 | 0- 0 | 0- 0 | HOME | 0- 1 | 1- 0 | 0- 2 | | | | |
| 0- 4 | 0- 0 | 0- 0 | AWAY | 0- 1 | 0- 0 | 0- 3 | | | | |
| 0- 0 | 0- 0 | 0- 0 | NEUTRAL | 0- 0 | 0- 0 | 0- 0 | | | | |

| RPI S | Opponent | Score | RPI S | Opponent | Score | RPI S | Opponent | Score | RPI S | Opponent | Score | Team's RPI: 294 |
|--------------------|-------------------|-------|-------|-------------------|--------|-------|------------|--------|-------|------------------------|-------|-----------------|
| 23 | H TCU | 52 66 | 27 | A Arizona St. | 51 83 | 60 | H Bucknell | 52 63 | 124 | H Holy Cross | 61 48 | |
| | | | 42 | A St. John's (NY) | 60 96 | 91 | A Colgate | 93 100 | 157 | H William & Mary | 65 77 | |
| | | | | | | | | | 162 | H Columbia | 62 71 | |
| | | | | | | | | | 190 | A American | 57 73 | |
| | | | | | | | | | 200 | H Boston U. | 66 72 | |
| | | | | | | | | | 202 | H Lafayette | 52 57 | |
| | | | | | | | | | 222 | A Manhattan | 56 86 | |
| | | | | | | | | | 274 | A Loyola Maryland | 59 68 | |
| | | | | | | | | | 277 | A Navy | 45 57 | |
| | | | | | | | | | 307 | H Bryant | 81 75 | |
| | | | | | | | | | 312 | A St. Francis Brooklyn | 64 70 | |
| | | | | | | | | | 316 | A Air Force | 68 66 | |
| | | | | | | | | | 335 | A Fairleigh Dickinson | 70 68 | |
| | | | | | | | | | 348 | H LIU Brooklyn | 67 60 | |
| LAST 10 Division I | | | | | | | | | | | | |
| 277 | A Navy | 45 57 | 190 | A American | 57 73 | | | | | | | |
| 202 | H Lafayette | 52 57 | 91 | A Colgate | 93 100 | | | | | | | |
| 274 | A Loyola Maryland | 59 68 | 60 | H Bucknell | 52 63 | | | | | | | |
| 124 | H Holy Cross | 61 48 | 307 | H Bryant | 81 75 | | | | | | | |
| 200 | H Boston U. | 66 72 | 222 | A Manhattan | 56 86 | | | | | | | |

Non-Div I Games:

Army West Point

Loss, Non-Conf, S Site, H Home A Away N Neutral

| | | | | | | | | | |
|-----------------------------|----------|-----------|----------------|-------------|---------------|----------|------|-------|-----------|
| Average RPI Win: 221 | WON-LOST | WINNING | LAST 10 | STRENGTH OF | OPP. STRENGTH | TEAM | ADJ. | CONF. | ADJ CONF. |
| Average RPI Loss: 65 | RECORD | PCT. RANK | GAMES | SCHEDULE | OF SCHEDULE | RPI | RPI | RPI | RPI |
| DIV. I ONLY | 7- 10 | 228 | 4-6 | 32 | 89 | 144 | 144 | 4 | 4 |
| DIV. I NON-CONF. | 6- 5 | 151 | 3-1 | 33 | 175 | 83 | 83 | 5 | 5 |
| TOTALS | RPI 1-25 | RPI 26-50 | W-L RECORDS | RPI 51-100 | RPI 101-150 | RPI 150+ | | | |
| 7- 10 | 0- 1 | 0- 3 | OVERALL | 1- 4 | 0- 2 | 6- 0 | | | |
| 5- 4 | 0- 0 | 0- 2 | HOME | 0- 1 | 0- 1 | 5- 0 | | | |
| 1- 4 | 0- 1 | 0- 0 | AWAY | 0- 2 | 0- 1 | 1- 0 | | | |
| 1- 2 | 0- 0 | 0- 1 | NEUTRAL | 1- 1 | 0- 0 | 0- 0 | | | |
| 6- 5 | 0- 1 | 0- 2 | NON-CONFERENCE | 1- 1 | 0- 1 | 5- 0 | | | |
| 4- 1 | 0- 0 | 0- 1 | HOME | 0- 0 | 0- 0 | 4- 0 | | | |
| 1- 2 | 0- 1 | 0- 0 | AWAY | 0- 0 | 0- 1 | 1- 0 | | | |
| 1- 2 | 0- 0 | 0- 1 | NEUTRAL | 1- 1 | 0- 0 | 0- 0 | | | |
| 1- 5 | 0- 0 | 0- 1 | CONFERENCE | 0- 3 | 0- 1 | 1- 0 | | | |
| 1- 3 | 0- 0 | 0- 1 | HOME | 0- 1 | 0- 1 | 1- 0 | | | |
| 0- 2 | 0- 0 | 0- 0 | AWAY | 0- 2 | 0- 0 | 0- 0 | | | |
| 0- 0 | 0- 0 | 0- 0 | NEUTRAL | 0- 0 | 0- 0 | 0- 0 | | | |

| RPI 1-25 | | | | RPI 26-50 | | | | RPI 51-100 | | | | RPI 101+ Team's RPI: 144 | | | |
|--------------------|---|----------|--------------|-----------|---|--------------|--------------|------------|---|------------------|--------------|--------------------------|---|------------------|--------------|
| RPI | S | Opponent | Score | RPI | S | Opponent | Score | RPI | S | Opponent | Score | RPI | S | Opponent | Score |
| 23 | A | TCU | 65 80 | 30 | N | Drake | 82 83 | 52 | N | Middle Tenn. | 50 73 | 112 | A | UAB | 75 80 |
| | | | | 32 | H | Old Dominion | 77 89 | 62 | H | Alabama | 48 75 | 130 | H | Florida | 63 83 |
| | | | | 47 | H | Arkansas | 70 86 | 75 | A | Georgia | 50 61 | 151 | H | Bethune-Cookman | 74 56 |
| | | | | | | | | 79 | N | Dayton | 76 74 | 184 | H | Saint Joseph's | 66 62 |
| | | | | | | | | 83 | A | Vanderbilt | 55 77 | 262 | A | South Alabama | 82 62 |
| | | | | | | | | | | | | 275 | H | Ole Miss | 59 43 |
| | | | | | | | | | | | | 284 | H | Wofford | 84 82 |
| | | | | | | | | | | | | 309 | H | Jacksonville St. | 62 53 |
| LAST 10 Division I | | | | | | | | | | | | | | | |
| 275 | H | Ole Miss | 59 43 | 83 | A | Vanderbilt | 55 77 | 309 | H | Jacksonville St. | 62 53 | 151 | H | Bethune-Cookman | 74 56 |
| 75 | A | Georgia | 50 61 | 62 | H | Alabama | 48 75 | 23 | A | TCU | 65 80 | 262 | A | South Alabama | 82 62 |
| 130 | H | Florida | 63 83 | 47 | H | Arkansas | 70 86 | | | | | | | | |

Non-Div I Games:

Auburn

| | | | | | | | | | | |
|-------------------|----------|-----------|----------------|------------|-------------|---------------|------|------|-------|-----------|
| Average RPI Win: | 265 | WON-LOST | WINNING | LAST 10 | STRENGTH OF | OPP. STRENGTH | TEAM | ADJ. | CONF. | ADJ CONF. |
| Average RPI Loss: | 105 | RECORD | PCT. RANK | GAMES | SCHEDULE | OF SCHEDULE | RPI | RPI | RPI | RPI |
| DIV. I ONLY | 9- 8 | 160 | 4-6 | 228 | 270 | 175 | 175 | 18 | 18 | |
| DIV. I NON-CONF. | 7- 2 | 54 | 2-0 | 288 | 257 | 96 | 96 | 22 | 22 | |
| TOTALS | RPI 1-25 | RPI 26-50 | W-L RECORDS | RPI 51-100 | RPI 101-150 | RPI 150+ | | | | |
| 9- 8 | 0- 1 | 0- 0 | OVERALL | 1- 3 | 0- 2 | 8- 2 | | | | |
| 3- 3 | 0- 0 | 0- 0 | HOME | 1- 2 | 0- 0 | 2- 1 | | | | |
| 5- 5 | 0- 1 | 0- 0 | AWAY | 0- 1 | 0- 2 | 5- 1 | | | | |
| 1- 0 | 0- 0 | 0- 0 | NEUTRAL | 0- 0 | 0- 0 | 1- 0 | | | | |
| 7- 2 | 0- 1 | 0- 0 | NON-CONFERENCE | 1- 0 | 0- 1 | 6- 0 | | | | |
| 2- 0 | 0- 0 | 0- 0 | HOME | 1- 0 | 0- 0 | 1- 0 | | | | |
| 4- 2 | 0- 1 | 0- 0 | AWAY | 0- 0 | 0- 1 | 4- 0 | | | | |
| 1- 0 | 0- 0 | 0- 0 | NEUTRAL | 0- 0 | 0- 0 | 1- 0 | | | | |
| 2- 6 | 0- 0 | 0- 0 | CONFERENCE | 0- 3 | 0- 1 | 2- 2 | | | | |
| 1- 3 | 0- 0 | 0- 0 | HOME | 0- 2 | 0- 0 | 1- 1 | | | | |
| 1- 3 | 0- 0 | 0- 0 | AWAY | 0- 1 | 0- 1 | 1- 1 | | | | |
| 0- 0 | 0- 0 | 0- 0 | NEUTRAL | 0- 0 | 0- 0 | 0- 0 | | | | |

| RPI 1-25 | | | | RPI 26-50 | | | | RPI 51-100 | | | | RPI 101+ Team's RPI: 175 | | | |
|--------------------|---|----------|-------|-----------|---|-------------------|-------|------------|---|--------------|-------|--------------------------|-------|-------------------|--------|
| RPI | S | Opponent | Score | RPI | S | Opponent | Score | RPI | S | Opponent | Score | RPI | S | Opponent | Score |
| 20 | A | Kentucky | 52 81 | | | | | 64 | H | Belmont | 52 53 | 135 | A | Tennessee Tech | 49 58 |
| | | | | | | | | 84 | A | UT Martin | 61 65 | 148 | A | Illinois | 62 76 |
| | | | | | | | | 84 | H | UT Martin | 61 69 | 152 | A | Southeast Mo. St. | 43 81 |
| | | | | | | | | 93 | H | Illinois St. | 77 72 | 152 | H | Southeast Mo. St. | 66 79 |
| | | | | | | | | | | | | 180 | N | Binghamton | 80 63 |
| | | | | | | | | | | | | 233 | A | Chattanooga | 50 49 |
| | | | | | | | | | | | | 266 | A | Alabama A&M | 67 61 |
| | | | | | | | | | | | | 298 | A | FIU | 58 56 |
| | | | | | | | | | | | | 309 | A | Jacksonville St. | 63 57 |
| | | | | | | | | | | | | 315 | H | Evansville | 80 64 |
| | | | | | | | | | | | | 339 | H | Tennessee St. | 76 58 |
| | | | | | | | | | | | | 351 | A | Mississippi Val. | 100 82 |
| LAST 10 Division I | | | | | | | | | | | | | | | |
| | | | | 64 | H | Belmont | 52 53 | | | 135 | A | Tennessee Tech | 49 58 | | |
| | | | | 339 | H | Tennessee St. | 76 58 | | | 84 | H | UT Martin | 61 69 | | |
| | | | | 84 | A | UT Martin | 61 65 | | | 152 | H | Southeast Mo. St. | 66 79 | | |
| | | | | 152 | A | Southeast Mo. St. | 43 81 | | | 93 | H | Illinois St. | 77 72 | | |
| | | | | 309 | A | Jacksonville St. | 63 57 | | | 298 | A | FIU | 58 56 | | |

Non-Div I Games: Christian Bros. 82 62 Ky. Wesleyan 103 70

Austin Peay

Loss, Non-Conf, S Site, H Home A Away N Neutral

| | | | | | | | | | | |
|-------------------|----------|-----------|----------------|------------|-------------|---------------|------|------|-------|-----------|
| BYU | | | | | | | | | | |
| Average RPI Win: | 194 | WON-LOST | WINNING | LAST 10 | STRENGTH OF | OPP. STRENGTH | TEAM | ADJ. | CONF. | ADJ CONF. |
| Average RPI Loss: | 66 | RECORD | PCT. RANK | GAMES | SCHEDULE | OF SCHEDULE | RPI | RPI | RPI | RPI |
| DIV. I ONLY | 11- 7 | 108 | 7-3 | 75 | 94 | 80 | 80 | 11 | 11 | |
| DIV. I NON-CONF. | 4- 5 | 195 | 0-1 | 54 | 64 | 106 | 106 | 11 | 11 | |
| ----- | | | | | | | | | | |
| TOTALS | RPI 1-25 | RPI 26-50 | W-L RECORDS | RPI 51-100 | RPI 101-150 | RPI 150+ | | | | |
| 11- 7 | 0- 2 | 0- 1 | OVERALL | 1- 2 | 3- 2 | 7- 0 | | | | |
| 5- 3 | 0- 1 | 0- 0 | HOME | 0- 1 | 1- 1 | 4- 0 | | | | |
| 5- 3 | 0- 0 | 0- 1 | AWAY | 1- 1 | 1- 1 | 3- 0 | | | | |
| 1- 1 | 0- 1 | 0- 0 | NEUTRAL | 0- 0 | 1- 0 | 0- 0 | | | | |
| 4- 5 | 0- 1 | 0- 1 | NON-CONFERENCE | 1- 2 | 1- 1 | 2- 0 | | | | |
| 2- 1 | 0- 0 | 0- 0 | HOME | 0- 1 | 0- 0 | 2- 0 | | | | |
| 1- 3 | 0- 0 | 0- 1 | AWAY | 1- 1 | 0- 1 | 0- 0 | | | | |
| 1- 1 | 0- 1 | 0- 0 | NEUTRAL | 0- 0 | 1- 0 | 0- 0 | | | | |
| 7- 2 | 0- 1 | 0- 0 | CONFERENCE | 0- 0 | 2- 1 | 5- 0 | | | | |
| 3- 2 | 0- 1 | 0- 0 | HOME | 0- 0 | 1- 1 | 2- 0 | | | | |
| 4- 0 | 0- 0 | 0- 0 | AWAY | 0- 0 | 1- 0 | 3- 0 | | | | |
| 0- 0 | 0- 0 | 0- 0 | NEUTRAL | 0- 0 | 0- 0 | 0- 0 | | | | |

| RPI 1-25 | | | | RPI 26-50 | | | | RPI 51-100 Team's RPI: 80 | | | | RPI 101+ | | | |
|--------------------|---|-------------------|-------|-----------|---|-------------|-------|---------------------------|---|----------------|-------|----------|---|-------------------|-------|
| RPI | S | Opponent | Score | RPI | S | Opponent | Score | RPI | S | Opponent | Score | RPI | S | Opponent | Score |
| 10 | H | Gonzaga | 43 55 | 27 | A | Arizona St. | 52 60 | 71 | A | Fresno St. | 71 65 | 106 | A | Pacific | 76 66 |
| 13 | N | Oregon St. | 34 65 | | | | | 85 | A | Washington St. | 50 67 | 110 | A | Boise St. | 55 66 |
| | | | | | | | | 97 | H | Utah | 73 77 | 123 | H | Portland | 48 57 |
| | | | | | | | | | | | | 134 | N | San Jose St. | 75 56 |
| | | | | | | | | | | | | 147 | H | San Diego | 52 36 |
| | | | | | | | | | | | | 168 | H | Santa Clara | 71 48 |
| | | | | | | | | | | | | 177 | A | Saint Mary's (CA) | 65 55 |
| | | | | | | | | | | | | 232 | H | San Francisco | 57 44 |
| | | | | | | | | | | | | 245 | A | LMU (CA) | 59 44 |
| | | | | | | | | | | | | 246 | A | Pepperdine | 65 47 |
| | | | | | | | | | | | | 282 | H | Utah St. | 67 50 |
| | | | | | | | | | | | | 326 | H | Utah Valley | 71 57 |
| ----- | | | | | | | | | | | | | | | |
| LAST 10 Division I | | | | | | | | | | | | | | | |
| 168 | H | Santa Clara | 71 48 | 123 | H | Portland | 48 57 | | | | | | | | |
| 232 | H | San Francisco | 57 44 | 10 | H | Gonzaga | 43 55 | | | | | | | | |
| 177 | A | Saint Mary's (CA) | 65 55 | 246 | A | Pepperdine | 65 47 | | | | | | | | |
| 106 | A | Pacific | 76 66 | 245 | A | LMU (CA) | 59 44 | | | | | | | | |
| 147 | H | San Diego | 52 36 | 13 | N | Oregon St. | 34 65 | | | | | | | | |

Non-Div I Games: Tex. A&M-Kingsville90 38

BYU

■ Loss,
 ■ Non-Conf,
 ■ S Site,
 ■ H Home
 ■ A Away
 N Neutral

| | | | | | | | | | | |
|-------------------|----------|-----------|----------------|------------|-------------|---------------|------|------|-------|-----------|
| Average RPI Win: | 170 | WON-LOST | WINNING | LAST 10 | STRENGTH OF | OPP. STRENGTH | TEAM | ADJ. | CONF. | ADJ CONF. |
| Average RPI Loss: | 68 | RECORD | PCT. RANK | GAMES | SCHEDULE | OF SCHEDULE | RPI | RPI | RPI | RPI |
| DIV. I ONLY | 12- 6 | 76 | 8-2 | 104 | 88 | 65 | 65 | 10 | 10 | |
| DIV. I NON-CONF. | 7- 4 | 100 | 3-0 | 169 | 67 | 101 | 101 | 10 | 10 | |
| TOTALS | RPI 1-25 | RPI 26-50 | W-L RECORDS | RPI 51-100 | RPI 101-150 | RPI 150+ | | | | |
| 12- 6 | 0- 1 | 0- 1 | OVERALL | 2- 2 | 3- 2 | 7- 0 | | | | |
| 6- 1 | 0- 0 | 0- 1 | HOME | 2- 0 | 1- 0 | 3- 0 | | | | |
| 3- 4 | 0- 1 | 0- 0 | AWAY | 0- 2 | 0- 1 | 3- 0 | | | | |
| 3- 1 | 0- 0 | 0- 0 | NEUTRAL | 0- 0 | 2- 1 | 1- 0 | | | | |
| 7- 4 | 0- 0 | 0- 1 | NON-CONFERENCE | 1- 1 | 2- 2 | 4- 0 | | | | |
| 2- 1 | 0- 0 | 0- 1 | HOME | 1- 0 | 0- 0 | 1- 0 | | | | |
| 2- 2 | 0- 0 | 0- 0 | AWAY | 0- 1 | 0- 1 | 2- 0 | | | | |
| 3- 1 | 0- 0 | 0- 0 | NEUTRAL | 0- 0 | 2- 1 | 1- 0 | | | | |
| 5- 2 | 0- 1 | 0- 0 | CONFERENCE | 1- 1 | 1- 0 | 3- 0 | | | | |
| 4- 0 | 0- 0 | 0- 0 | HOME | 1- 0 | 1- 0 | 2- 0 | | | | |
| 1- 2 | 0- 1 | 0- 0 | AWAY | 0- 1 | 0- 0 | 1- 0 | | | | |
| 0- 0 | 0- 0 | 0- 0 | NEUTRAL | 0- 0 | 0- 0 | 0- 0 | | | | |

| RPI 1-25 | | | | RPI 26-50 | | | | RPI 51-100 Team's RPI: 65 | | | | RPI 101+ | | | |
|--------------------|---|---------------|-------|-----------|---|---------------|-------|---------------------------|---|----------|-------|----------|---|-------------------|-------|
| RPI | S | Opponent | Score | RPI | S | Opponent | Score | RPI | S | Opponent | Score | RPI | S | Opponent | Score |
| 22 | A | Central Mich. | 39 66 | 28 | H | Western Ky. | 86 91 | 61 | A | IUPUI | 48 65 | 103 | A | Cincinnati | 56 63 |
| | | | | | | | | 68 | H | Buffalo | 69 65 | 111 | H | Kent St. | 66 62 |
| | | | | | | | | 77 | A | Ohio | 71 79 | 115 | N | Lehigh | 54 52 |
| | | | | | | | | 92 | H | Butler | 74 70 | 119 | N | Wisconsin | 56 67 |
| | | | | | | | | | | | | 131 | N | Providence | 52 51 |
| | | | | | | | | | | | | 179 | H | Eastern Mich. | 59 54 |
| | | | | | | | | | | | | 181 | A | New Mexico | 70 57 |
| | | | | | | | | | | | | 189 | H | Miami (OH) | 80 63 |
| | | | | | | | | | | | | 192 | A | Bowling Green | 86 80 |
| | | | | | | | | | | | | 226 | H | Xavier | 70 49 |
| | | | | | | | | | | | | 245 | N | LMU (CA) | 77 72 |
| | | | | | | | | | | | | 308 | A | Purdue Fort Wayne | 83 52 |
| LAST 10 Division I | | | | | | | | | | | | | | | |
| 189 | H | Miami (OH) | 80 63 | 192 | A | Bowling Green | 86 80 | | | | | | | | |
| 68 | H | Buffalo | 69 65 | 111 | H | Kent St. | 66 62 | | | | | | | | |
| 77 | A | Ohio | 71 79 | 181 | A | New Mexico | 70 57 | | | | | | | | |
| 22 | A | Central Mich. | 39 66 | 131 | N | Providence | 52 51 | | | | | | | | |
| 179 | H | Eastern Mich. | 59 54 | 245 | N | LMU (CA) | 77 72 | | | | | | | | |

Non-Div I Games: Urbana 84 49

Ball St.

■ Loss,
 ■ Non-Conf, S Site,
 ■ Home
 ■ Away
 N Neutral

| | | | | | | | | | | |
|-------------------|----------|-----------|----------------|------------|-------------|---------------|------|------|-------|-----------|
| Average RPI Win: | 133 | WON-LOST | WINNING | LAST 10 | STRENGTH OF | OPP. STRENGTH | TEAM | ADJ. | CONF. | ADJ CONF. |
| Average RPI Loss: | 1 | RECORD | PCT. RANK | GAMES | SCHEDULE | OF SCHEDULE | RPI | RPI | RPI | RPI |
| DIV. I ONLY | 17- 1 | 8 | 10-0 | 52 | 12 | 9 | 9 | 3 | 3 | |
| DIV. I NON-CONF. | 11- 1 | 13 | 4-0 | 159 | 16 | 28 | 28 | 4 | 4 | |
| TOTALS | RPI 1-25 | RPI 26-50 | W-L RECORDS | RPI 51-100 | RPI 101-150 | RPI 150+ | | | | |
| 17- 1 | 3- 1 | 3- 0 | OVERALL | 4- 0 | 0- 0 | 7- 0 | | | | |
| 11- 0 | 0- 0 | 2- 0 | HOME | 2- 0 | 0- 0 | 7- 0 | | | | |
| 4- 0 | 2- 0 | 1- 0 | AWAY | 1- 0 | 0- 0 | 0- 0 | | | | |
| 2- 1 | 1- 1 | 0- 0 | NEUTRAL | 1- 0 | 0- 0 | 0- 0 | | | | |
| 11- 1 | 2- 1 | 0- 0 | NON-CONFERENCE | 3- 0 | 0- 0 | 6- 0 | | | | |
| 8- 0 | 0- 0 | 0- 0 | HOME | 2- 0 | 0- 0 | 6- 0 | | | | |
| 1- 0 | 1- 0 | 0- 0 | AWAY | 0- 0 | 0- 0 | 0- 0 | | | | |
| 2- 1 | 1- 1 | 0- 0 | NEUTRAL | 1- 0 | 0- 0 | 0- 0 | | | | |
| 6- 0 | 1- 0 | 3- 0 | CONFERENCE | 1- 0 | 0- 0 | 1- 0 | | | | |
| 3- 0 | 0- 0 | 2- 0 | HOME | 0- 0 | 0- 0 | 1- 0 | | | | |
| 3- 0 | 1- 0 | 1- 0 | AWAY | 1- 0 | 0- 0 | 0- 0 | | | | |
| 0- 0 | 0- 0 | 0- 0 | NEUTRAL | 0- 0 | 0- 0 | 0- 0 | | | | |

| RPI 1-25 | | | | RPI 26-50 | | | | RPI 51-100 | | | | RPI 101+ | | | |
|--------------------|---|----------------|-------|-----------|---|---------------|--------|------------|---|----------------|-------|----------|---|------------------|--------|
| RPI | S | Opponent | Score | RPI | S | Opponent | Score | RPI | S | Opponent | Score | RPI | S | Opponent | Score |
| 1 | N | South Carolina | 59 74 | 38 | A | Oklahoma | 77 56 | 75 | H | Georgia | 72 38 | 154 | H | Texas Tech | 87 79 |
| 7 | A | UConn | 74 58 | 39 | H | West Virginia | 91 51 | 78 | H | South Fla. | 58 46 | 209 | H | Arkansas St. | 111 43 |
| 14 | N | Indiana | 77 62 | 46 | H | Oklahoma St. | 94 48 | 82 | A | Kansas | 90 47 | 217 | H | Lamar University | 90 28 |
| 23 | A | TCU | 66 57 | | | | | 85 | N | Washington St. | 89 66 | 244 | H | Morehead St. | 94 47 |
| | | | | | | | | | | | | 279 | H | New Hampshire | 97 29 |
| | | | | | | | | | | | | 330 | H | Houston Baptist | 112 42 |
| | | | | | | | | | | | | 340 | H | Grambling | 120 46 |
| LAST 10 Division I | | | | | | | | | | | | | | | |
| 154 | H | Texas Tech | 87 79 | 7 | A | UConn | 74 58 | | | | | | | | |
| 23 | A | TCU | 66 57 | 38 | A | Oklahoma | 77 56 | | | | | | | | |
| 39 | H | West Virginia | 91 51 | 244 | H | Morehead St. | 94 47 | | | | | | | | |
| 82 | A | Kansas | 90 47 | 209 | H | Arkansas St. | 111 43 | | | | | | | | |
| 46 | H | Oklahoma St. | 94 48 | 75 | H | Georgia | 72 38 | | | | | | | | |

Non-Div I Games:

Baylor

■ Loss,
 ■ Non-Conf, S Site,
 ■ Home
 ■ Away
 N Neutral

| | | | | | | | | | | |
|-------------------|----------|-----------|----------------|------------|-------------|---------------|------|------|-------|-----------|
| Average RPI Win: | 205 | WON-LOST | WINNING | LAST 10 | STRENGTH OF | OPP. STRENGTH | TEAM | ADJ. | CONF. | ADJ CONF. |
| Average RPI Loss: | 55 | RECORD | PCT. RANK | GAMES | SCHEDULE | OF SCHEDULE | RPI | RPI | RPI | RPI |
| DIV. I ONLY | 12- 7 | 99 | 8-2 | 81 | 119 | 64 | 64 | 18 | 18 | |
| DIV. I NON-CONF. | 5- 6 | 187 | 1-1 | 41 | 12 | 90 | 90 | 22 | 22 | |
| TOTALS | RPI 1-25 | RPI 26-50 | W-L RECORDS | RPI 51-100 | RPI 101-150 | RPI 150+ | | | | |
| 12- 7 | 0- 1 | 0- 4 | OVERALL | 2- 1 | 0- 0 | 10- 1 | | | | |
| 8- 0 | 0- 0 | 0- 0 | HOME | 2- 0 | 0- 0 | 6- 0 | | | | |
| 4- 5 | 0- 0 | 0- 3 | AWAY | 0- 1 | 0- 0 | 4- 1 | | | | |
| 0- 2 | 0- 1 | 0- 1 | NEUTRAL | 0- 0 | 0- 0 | 0- 0 | | | | |
| 5- 6 | 0- 1 | 0- 4 | NON-CONFERENCE | 2- 0 | 0- 0 | 3- 1 | | | | |
| 4- 0 | 0- 0 | 0- 0 | HOME | 2- 0 | 0- 0 | 2- 0 | | | | |
| 1- 4 | 0- 0 | 0- 3 | AWAY | 0- 0 | 0- 0 | 1- 1 | | | | |
| 0- 2 | 0- 1 | 0- 1 | NEUTRAL | 0- 0 | 0- 0 | 0- 0 | | | | |
| 7- 1 | 0- 0 | 0- 0 | CONFERENCE | 0- 1 | 0- 0 | 7- 0 | | | | |
| 4- 0 | 0- 0 | 0- 0 | HOME | 0- 0 | 0- 0 | 4- 0 | | | | |
| 3- 1 | 0- 0 | 0- 0 | AWAY | 0- 1 | 0- 0 | 3- 0 | | | | |
| 0- 0 | 0- 0 | 0- 0 | NEUTRAL | 0- 0 | 0- 0 | 0- 0 | | | | |

| RPI 1-25 | | | | RPI 26-50 | | | | RPI 51-100 | | | | Team's RPI: 64 | RPI 101+ | | | |
|--------------------|---|----------|-------|-----------|---|---------------|-------|------------|---|--------------|-------|----------------|----------|---|-------------------|-------|
| RPI | S | Opponent | Score | RPI | S | Opponent | Score | RPI | S | Opponent | Score | | RPI | S | Opponent | Score |
| 8 | N | Maryland | 26 90 | 26 | N | Virginia Tech | 58 60 | 52 | H | Middle Tenn. | 68 57 | | 152 | A | Southeast Mo. St. | 57 45 |
| | | | | 28 | A | Western Ky. | 46 77 | 58 | H | UCF | 72 37 | | 155 | A | Toledo | 48 53 |
| | | | | 37 | A | Marquette | 51 53 | 84 | A | UT Martin | 57 74 | | 175 | A | Austin Peay | 53 52 |
| | | | | 47 | A | Arkansas | 60 91 | | | | | | 218 | A | Murray St. | 86 56 |
| | | | | | | | | | | | | | 228 | H | Northern Ky. | 62 45 |
| | | | | | | | | | | | | | 233 | H | Chattanooga | 63 50 |
| | | | | | | | | | | | | | 242 | H | Eastern Ill. | 69 45 |
| | | | | | | | | | | | | | 244 | H | Morehead St. | 71 62 |
| | | | | | | | | | | | | | 260 | A | Lipscomb | 69 68 |
| | | | | | | | | | | | | | 276 | H | Eastern Ky. | 68 48 |
| | | | | | | | | | | | | | 320 | H | SIUE | 69 48 |
| LAST 10 Division I | | | | | | | | | | | | | | | | |
| | | | | 175 | A | Austin Peay | 53 52 | | | | | | 152 | A | Southeast Mo. St. | 57 45 |
| | | | | 218 | A | Murray St. | 86 56 | | | | | | 242 | H | Eastern Ill. | 69 45 |
| | | | | 244 | H | Morehead St. | 71 62 | | | | | | 320 | H | SIUE | 69 48 |
| | | | | 276 | H | Eastern Ky. | 68 48 | | | | | | 37 | A | Marquette | 51 53 |
| | | | | 84 | A | UT Martin | 57 74 | | | | | | 52 | H | Middle Tenn. | 68 57 |

Non-Div I Games:

Belmont

■ Loss,
■ Non-Conf,
■ S Site,
■ H Home
■ A Away
N Neutral

Bethune-Cookman

Through Games Of Jan. 26, 2020

| | | | | | | | | | | |
|-------------------|----------|-----------|----------------|------------|-------------|---------------|------|------|-------|-----------|
| Average RPI Win: | 270 | WON-LOST | WINNING | LAST 10 | STRENGTH OF | OPP. STRENGTH | TEAM | ADJ. | CONF. | ADJ CONF. |
| Average RPI Loss: | 94 | RECORD | PCT. RANK | GAMES | SCHEDULE | OF SCHEDULE | RPI | RPI | RPI | RPI |
| DIV. I ONLY | 11- 5 | 63 | 7-3 | 301 | 220 | 151 | 151 | 30 | 30 | |
| DIV. I NON-CONF. | 6- 4 | 123 | 2-2 | 290 | 94 | 163 | 163 | 31 | 31 | |
| TOTALS | RPI 1-25 | RPI 26-50 | W-L RECORDS | RPI 51-100 | RPI 101-150 | RPI 150+ | | | | |
| 11- 5 | 0- 1 | 0- 0 | OVERALL | 0- 2 | 1- 1 | 10- 1 | | | | |
| 4- 2 | 0- 1 | 0- 0 | HOME | 0- 1 | 0- 0 | 4- 0 | | | | |
| 6- 3 | 0- 0 | 0- 0 | AWAY | 0- 1 | 1- 1 | 5- 1 | | | | |
| 1- 0 | 0- 0 | 0- 0 | NEUTRAL | 0- 0 | 0- 0 | 1- 0 | | | | |
| 6- 4 | 0- 1 | 0- 0 | NON-CONFERENCE | 0- 2 | 0- 1 | 6- 0 | | | | |
| 1- 2 | 0- 1 | 0- 0 | HOME | 0- 1 | 0- 0 | 1- 0 | | | | |
| 4- 2 | 0- 0 | 0- 0 | AWAY | 0- 1 | 0- 1 | 4- 0 | | | | |
| 1- 0 | 0- 0 | 0- 0 | NEUTRAL | 0- 0 | 0- 0 | 1- 0 | | | | |
| 5- 1 | 0- 0 | 0- 0 | CONFERENCE | 0- 0 | 1- 0 | 4- 1 | | | | |
| 3- 0 | 0- 0 | 0- 0 | HOME | 0- 0 | 0- 0 | 3- 0 | | | | |
| 2- 1 | 0- 0 | 0- 0 | AWAY | 0- 0 | 1- 0 | 1- 1 | | | | |
| 0- 0 | 0- 0 | 0- 0 | NEUTRAL | 0- 0 | 0- 0 | 0- 0 | | | | |

| RPI 1-25 | | | | RPI 26-50 | | | | RPI 51-100 | | | | RPI 101+ Team's RPI: 151 | | | |
|--------------------|---|---------------|-------|-----------|---|-----------------|-------|------------|---|----------|-------|--------------------------|---|-----------------|-------|
| RPI | S | Opponent | Score | RPI | S | Opponent | Score | RPI | S | Opponent | Score | RPI | S | Opponent | Score |
| 22 | H | Central Mich. | 67 92 | | | | | 62 | A | Alabama | 49 60 | 136 | A | N.C. A&T | 69 58 |
| | | | | | | | | 66 | H | Troy | 62 68 | 144 | A | Auburn | 56 74 |
| | | | | | | | | | | | | 174 | A | Norfolk St. | 51 61 |
| | | | | | | | | | | | | 211 | A | Jacksonville | 53 52 |
| | | | | | | | | | | | | 238 | A | Howard | 75 59 |
| | | | | | | | | | | | | 243 | A | Stetson | 59 55 |
| | | | | | | | | | | | | 267 | H | Morgan St. | 74 65 |
| | | | | | | | | | | | | 280 | N | Appalachian St. | 61 44 |
| | | | | | | | | | | | | 291 | H | Ga. Southern | 75 57 |
| | | | | | | | | | | | | 298 | A | FIU | 65 60 |
| | | | | | | | | | | | | 327 | H | N.C. Central | 73 52 |
| | | | | | | | | | | | | 333 | A | Charleston So. | 81 41 |
| | | | | | | | | | | | | 343 | H | Coppin St. | 82 51 |
| LAST 10 Division I | | | | | | | | | | | | | | | |
| 136 | A | N.C. A&T | 69 58 | 174 | A | Norfolk St. | 51 61 | | | | | | | | |
| 327 | H | N.C. Central | 73 52 | 22 | H | Central Mich. | 67 92 | | | | | | | | |
| 267 | H | Morgan St. | 74 65 | 243 | A | Stetson | 59 55 | | | | | | | | |
| 343 | H | Coppin St. | 82 51 | 280 | N | Appalachian St. | 61 44 | | | | | | | | |
| 238 | A | Howard | 75 59 | 62 | A | Alabama | 49 60 | | | | | | | | |

Non-Div I Games: Edward Waters 79 46 Palm Beach Atl. 68 45

Bethune-Cookman

Loss, Non-Conf, S Site, H Home A Away N Neutral

Binghamton

Through Games Of Jan. 26, 2020

| | | | | | | | | | | |
|-------------------|----------|-----------|----------------|------------|-------------|---------------|------|------|-------|-----------|
| Average RPI Win: | 263 | WON-LOST | WINNING | LAST 10 | STRENGTH OF | OPP. STRENGTH | TEAM | ADJ. | CONF. | ADJ CONF. |
| Average RPI Loss: | 191 | RECORD | PCT. RANK | GAMES | SCHEDULE | OF SCHEDULE | RPI | RPI | RPI | RPI |
| DIV. I ONLY | 13- 6 | 66 | 5-5 | 322 | 277 | 180 | 180 | 28 | 28 | |
| DIV. I NON-CONF. | 10- 2 | 30 | 2-1 | 334 | 230 | 121 | 121 | 28 | 28 | |
| TOTALS | RPI 1-25 | RPI 26-50 | W-L RECORDS | RPI 51-100 | RPI 101-150 | RPI 150+ | | | | |
| 13- 6 | 0- 0 | 0- 0 | OVERALL | 0- 2 | 1- 0 | 12- 4 | | | | |
| 6- 2 | 0- 0 | 0- 0 | HOME | 0- 1 | 0- 0 | 6- 1 | | | | |
| 6- 3 | 0- 0 | 0- 0 | AWAY | 0- 1 | 1- 0 | 5- 2 | | | | |
| 1- 1 | 0- 0 | 0- 0 | NEUTRAL | 0- 0 | 0- 0 | 1- 1 | | | | |
| 10- 2 | 0- 0 | 0- 0 | NON-CONFERENCE | 0- 1 | 1- 0 | 9- 1 | | | | |
| 5- 0 | 0- 0 | 0- 0 | HOME | 0- 0 | 0- 0 | 5- 0 | | | | |
| 4- 1 | 0- 0 | 0- 0 | AWAY | 0- 1 | 1- 0 | 3- 0 | | | | |
| 1- 1 | 0- 0 | 0- 0 | NEUTRAL | 0- 0 | 0- 0 | 1- 1 | | | | |
| 3- 4 | 0- 0 | 0- 0 | CONFERENCE | 0- 1 | 0- 0 | 3- 3 | | | | |
| 1- 2 | 0- 0 | 0- 0 | HOME | 0- 1 | 0- 0 | 1- 1 | | | | |
| 2- 2 | 0- 0 | 0- 0 | AWAY | 0- 0 | 0- 0 | 2- 2 | | | | |
| 0- 0 | 0- 0 | 0- 0 | NEUTRAL | 0- 0 | 0- 0 | 0- 0 | | | | |

| RPI 1-25 | | | | RPI 26-50 | | | | RPI 51-100 | | | | RPI 101+ Team's RPI: 180 | | | |
|--------------------|---|----------|-------|-----------|---|---------------|-------|------------|---|-------------|-------|--------------------------|---|---------------------|-------|
| RPI | S | Opponent | Score | RPI | S | Opponent | Score | RPI | S | Opponent | Score | RPI | S | Opponent | Score |
| | | | | | | | | 63 | A | Miami (FL) | 56 79 | 129 | A | Cornell | 59 56 |
| | | | | | | | | 96 | H | Stony Brook | 60 67 | 175 | N | Austin Peay | 63 80 |
| | | | | | | | | | | | | 179 | H | Eastern Mich. | 78 67 |
| | | | | | | | | | | | | 202 | H | Lafayette | 74 64 |
| | | | | | | | | | | | | 219 | H | Niagara | 74 55 |
| | | | | | | | | | | | | 220 | H | UMass Lowell | 56 66 |
| | | | | | | | | | | | | 255 | H | Maine | 73 63 |
| | | | | | | | | | | | | 259 | A | Delaware St. | 75 66 |
| | | | | | | | | | | | | 279 | A | New Hampshire | 63 53 |
| | | | | | | | | | | | | 281 | A | Vermont | 62 65 |
| | | | | | | | | | | | | 283 | H | St. Bonaventure | 78 67 |
| | | | | | | | | | | | | 304 | A | Siena | 89 62 |
| | | | | | | | | | | | | 306 | A | UMBC | 61 43 |
| | | | | | | | | | | | | 313 | A | Albany (NY) | 53 56 |
| | | | | | | | | | | | | 329 | H | NJIT | 75 40 |
| | | | | | | | | | | | | 335 | A | Fairleigh Dickinson | 60 48 |
| | | | | | | | | | | | | 340 | N | Grambling | 88 67 |
| LAST 10 Division I | | | | | | | | | | | | | | | |
| | | | | 279 | A | New Hampshire | 63 53 | | | | | 306 | A | UMBC | 61 43 |
| | | | | 96 | H | Stony Brook | 60 67 | | | | | 313 | A | Albany (NY) | 53 56 |
| | | | | 255 | H | Maine | 73 63 | | | | | 329 | H | NJIT | 75 40 |
| | | | | 281 | A | Vermont | 62 65 | | | | | 340 | N | Grambling | 88 67 |
| | | | | 220 | H | UMass Lowell | 56 66 | | | | | 175 | N | Austin Peay | 63 80 |

Non-Div I Games: Bloomsburg 70 45

Binghamton

Loss, Non-Conf, S Site, H Home A Away N Neutral

| | | | | | | | | | | |
|-------------------|----------|-----------|----------------|------------|-------------|---------------|------|------|-------|-----------|
| Average RPI Win: | 236 | WON-LOST | WINNING | LAST 10 | STRENGTH OF | OPP. STRENGTH | TEAM | ADJ. | CONF. | ADJ CONF. |
| Average RPI Loss: | 85 | RECORD | PCT. RANK | GAMES | SCHEDULE | OF SCHEDULE | RPI | RPI | RPI | RPI |
| DIV. I ONLY | 12- 7 | 99 | 7-3 | 142 | 138 | 110 | 110 | 17 | 17 | |
| DIV. I NON-CONF. | 6- 4 | 123 | 3-0 | 64 | 41 | 77 | 77 | 24 | 24 | |
| TOTALS | RPI 1-25 | RPI 26-50 | W-L RECORDS | RPI 51-100 | RPI 101-150 | RPI 150+ | | | | |
| 12- 7 | 0- 3 | 0- 0 | OVERALL | 1- 2 | 1- 0 | 10- 2 | | | | |
| 8- 3 | 0- 1 | 0- 0 | HOME | 1- 2 | 0- 0 | 7- 0 | | | | |
| 4- 4 | 0- 2 | 0- 0 | AWAY | 0- 0 | 1- 0 | 3- 2 | | | | |
| 0- 0 | 0- 0 | 0- 0 | NEUTRAL | 0- 0 | 0- 0 | 0- 0 | | | | |
| 6- 4 | 0- 3 | 0- 0 | NON-CONFERENCE | 1- 1 | 1- 0 | 4- 0 | | | | |
| 4- 2 | 0- 1 | 0- 0 | HOME | 1- 1 | 0- 0 | 3- 0 | | | | |
| 2- 2 | 0- 2 | 0- 0 | AWAY | 0- 0 | 1- 0 | 1- 0 | | | | |
| 0- 0 | 0- 0 | 0- 0 | NEUTRAL | 0- 0 | 0- 0 | 0- 0 | | | | |
| 6- 3 | 0- 0 | 0- 0 | CONFERENCE | 0- 1 | 0- 0 | 6- 2 | | | | |
| 4- 1 | 0- 0 | 0- 0 | HOME | 0- 1 | 0- 0 | 4- 0 | | | | |
| 2- 2 | 0- 0 | 0- 0 | AWAY | 0- 0 | 0- 0 | 2- 2 | | | | |
| 0- 0 | 0- 0 | 0- 0 | NEUTRAL | 0- 0 | 0- 0 | 0- 0 | | | | |

| RPI 1-25 | | | | RPI 26-50 | | | | RPI 51-100 | | | | RPI 101+ Team's RPI: 110 | | | |
|--------------------|---|---------------|-------|-----------|---|---------------|-------|------------|---|----------------|-------|--------------------------|---|---------------|-------|
| RPI | S | Opponent | Score | RPI | S | Opponent | Score | RPI | S | Opponent | Score | RPI | S | Opponent | Score |
| 3 | A | Louisville | 82 98 | | | | | 71 | H | Fresno St. | 80 85 | 112 | A | UAB | 83 81 |
| 12 | H | Missouri St. | 69 72 | | | | | 80 | H | BYU | 66 55 | 181 | H | New Mexico | 83 82 |
| 23 | A | TCU | 65 77 | | | | | 85 | H | Washington St. | 68 80 | 185 | A | UNLV | 65 66 |
| | | | | | | | | | | | | 186 | H | Portland St. | 82 57 |
| | | | | | | | | | | | | 215 | A | Wyoming | 68 73 |
| | | | | | | | | | | | | 246 | H | Pepperdine | 76 74 |
| | | | | | | | | | | | | 261 | A | Colorado St. | 72 69 |
| | | | | | | | | | | | | 265 | H | San Diego St. | 86 72 |
| | | | | | | | | | | | | 282 | A | Utah St. | 65 59 |
| | | | | | | | | | | | | 287 | H | Nevada | 54 40 |
| | | | | | | | | | | | | 289 | A | Eastern Wash. | 63 61 |
| | | | | | | | | | | | | 316 | H | Air Force | 70 61 |
| | | | | | | | | | | | | 326 | H | Utah Valley | 77 69 |
| LAST 10 Division I | | | | | | | | | | | | | | | |
| 71 | H | Fresno St. | 80 85 | 287 | H | Nevada | 54 40 | | | | | | | | |
| 282 | A | Utah St. | 65 59 | 215 | A | Wyoming | 68 73 | | | | | | | | |
| 316 | H | Air Force | 70 61 | 246 | H | Pepperdine | 76 74 | | | | | | | | |
| 265 | H | San Diego St. | 86 72 | 289 | A | Eastern Wash. | 63 61 | | | | | | | | |
| 185 | A | UNLV | 65 66 | 80 | H | BYU | 66 55 | | | | | | | | |

Non-Div I Games: Lewis-Clark St. 88 34 Western Ore. 75 32

Boise St.

■ Loss,
 ■ Non-Conf, S Site,
 ■ Home
 ■ Away
 N Neutral

Boston College

Through Games Of Jan. 26, 2020

| | | | | | | | | | | |
|-------------------|----------|-----------|----------------|------------|-------------|---------------|------|------|-------|-----------|
| Average RPI Win: | 187 | WON-LOST | WINNING | LAST 10 | STRENGTH OF | OPP. STRENGTH | TEAM | ADJ. | CONF. | ADJ CONF. |
| Average RPI Loss: | 52 | RECORD | PCT. RANK | GAMES | SCHEDULE | OF SCHEDULE | RPI | RPI | RPI | RPI |
| DIV. I ONLY | 10- 9 | 167 | 5-5 | 56 | 54 | 89 | 89 | 5 | 5 | |
| DIV. I NON-CONF. | 7- 4 | 100 | 2-0 | 94 | 169 | 75 | 75 | 3 | 3 | |
| TOTALS | RPI 1-25 | RPI 26-50 | W-L RECORDS | RPI 51-100 | RPI 101-150 | RPI 150+ | | | | |
| 10- 9 | 0- 3 | 0- 3 | OVERALL | 1- 1 | 3- 2 | 6- 0 | | | | |
| 5- 3 | 0- 2 | 0- 1 | HOME | 0- 0 | 1- 0 | 4- 0 | | | | |
| 4- 5 | 0- 1 | 0- 2 | AWAY | 1- 0 | 1- 2 | 2- 0 | | | | |
| 1- 1 | 0- 0 | 0- 0 | NEUTRAL | 0- 1 | 1- 0 | 0- 0 | | | | |
| 7- 4 | 0- 1 | 0- 0 | NON-CONFERENCE | 0- 1 | 2- 2 | 5- 0 | | | | |
| 5- 0 | 0- 0 | 0- 0 | HOME | 0- 0 | 1- 0 | 4- 0 | | | | |
| 1- 3 | 0- 1 | 0- 0 | AWAY | 0- 0 | 0- 2 | 1- 0 | | | | |
| 1- 1 | 0- 0 | 0- 0 | NEUTRAL | 0- 1 | 1- 0 | 0- 0 | | | | |
| 3- 5 | 0- 2 | 0- 3 | CONFERENCE | 1- 0 | 1- 0 | 1- 0 | | | | |
| 0- 3 | 0- 2 | 0- 1 | HOME | 0- 0 | 0- 0 | 0- 0 | | | | |
| 3- 2 | 0- 0 | 0- 2 | AWAY | 1- 0 | 1- 0 | 1- 0 | | | | |
| 0- 0 | 0- 0 | 0- 0 | NEUTRAL | 0- 0 | 0- 0 | 0- 0 | | | | |

| RPI 1-25 | | | | RPI 26-50 | | | | RPI 51-100 | | | | Team's RPI: 89 | | | | RPI 101+ | | | |
|--------------------|---|--------------|-------|-----------|---|---------------|-------|------------|---|--------------|--------|----------------|---|----------------------|--------|----------|---|----------|-------|
| RPI | S | Opponent | Score | RPI | S | Opponent | Score | RPI | S | Opponent | Score | RPI | S | Opponent | Score | RPI | S | Opponent | Score |
| 3 | H | Louisville | 70 81 | 26 | A | Virginia Tech | 49 70 | 56 | A | Georgia Tech | 55 48 | 113 | H | VCU | 87 52 | | | | |
| 15 | A | Northwestern | 63 66 | 34 | H | Virginia | 52 69 | 76 | N | Charlotte | 68 84 | 124 | A | Holy Cross | 71 80 | | | | |
| 19 | H | NC State | 54 72 | 36 | A | Duke | 73 85 | | | | | 125 | N | Tulane | 89 76 | | | | |
| | | | | | | | | | | | | 127 | A | Notre Dame | 75 65 | | | | |
| | | | | | | | | | | | | 131 | A | Providence | 60 76 | | | | |
| | | | | | | | | | | | | 172 | H | Rhode Island | 66 55 | | | | |
| | | | | | | | | | | | | 200 | A | Boston U. | 88 57 | | | | |
| | | | | | | | | | | | | 220 | H | UMass Lowell | 89 46 | | | | |
| | | | | | | | | | | | | 259 | H | Delaware St. | 109 69 | | | | |
| | | | | | | | | | | | | 285 | A | Pittsburgh | 79 70 | | | | |
| | | | | | | | | | | | | 312 | H | St. Francis Brooklyn | 106 69 | | | | |
| LAST 10 Division I | | | | | | | | | | | | | | | | | | | |
| | | | | 26 | A | Virginia Tech | 49 70 | 285 | A | Pittsburgh | 79 70 | | | | | | | | |
| | | | | 56 | A | Georgia Tech | 55 48 | 19 | H | NC State | 54 72 | | | | | | | | |
| | | | | 3 | H | Louisville | 70 81 | 259 | H | Delaware St. | 109 69 | | | | | | | | |
| | | | | 34 | H | Virginia | 52 69 | 200 | A | Boston U. | 88 57 | | | | | | | | |
| | | | | 127 | A | Notre Dame | 75 65 | 36 | A | Duke | 73 85 | | | | | | | | |

Non-Div I Games:

Boston College

Loss, Non-Conf, S Site, H Home A Away N Neutral

| | | | | | | | | | |
|------------------------------|----------|-----------|----------------|-------------|---------------|----------|------|-------|-----------|
| Average RPI Win: 225 | WON-LOST | WINNING | LAST 10 | STRENGTH OF | OPP. STRENGTH | TEAM | ADJ. | CONF. | ADJ CONF. |
| Average RPI Loss: 145 | RECORD | PCT. RANK | GAMES | SCHEDULE | OF SCHEDULE | RPI | RPI | RPI | RPI |
| DIV. I ONLY | 9- 10 | 190 | 6-4 | 195 | 189 | 200 | 200 | 15 | 15 |
| DIV. I NON-CONF. | 5- 6 | 187 | 2-0 | 194 | 194 | 205 | 205 | 16 | 16 |
| TOTALS | RPI 1-25 | RPI 26-50 | W-L RECORDS | RPI 51-100 | RPI 101-150 | RPI 150+ | | | |
| 9- 10 | 0- 0 | 0- 0 | OVERALL | 0- 3 | 2- 4 | 7- 3 | | | |
| 5- 5 | 0- 0 | 0- 0 | HOME | 0- 3 | 2- 2 | 3- 0 | | | |
| 4- 5 | 0- 0 | 0- 0 | AWAY | 0- 0 | 0- 2 | 4- 3 | | | |
| 0- 0 | 0- 0 | 0- 0 | NEUTRAL | 0- 0 | 0- 0 | 0- 0 | | | |
| 5- 6 | 0- 0 | 0- 0 | NON-CONFERENCE | 0- 2 | 1- 3 | 4- 1 | | | |
| 2- 4 | 0- 0 | 0- 0 | HOME | 0- 2 | 1- 2 | 1- 0 | | | |
| 3- 2 | 0- 0 | 0- 0 | AWAY | 0- 0 | 0- 1 | 3- 1 | | | |
| 0- 0 | 0- 0 | 0- 0 | NEUTRAL | 0- 0 | 0- 0 | 0- 0 | | | |
| 4- 4 | 0- 0 | 0- 0 | CONFERENCE | 0- 1 | 1- 1 | 3- 2 | | | |
| 3- 1 | 0- 0 | 0- 0 | HOME | 0- 1 | 1- 0 | 2- 0 | | | |
| 1- 3 | 0- 0 | 0- 0 | AWAY | 0- 0 | 0- 1 | 1- 2 | | | |
| 0- 0 | 0- 0 | 0- 0 | NEUTRAL | 0- 0 | 0- 0 | 0- 0 | | | |

| RPI 1-25 | | | RPI 26-50 | | | RPI 51-100 | | | RPI 101+ Team's RPI: 200 | | |
|--------------------|---|-----------------|--------------|-----|---|--------------|--------------|-----|--------------------------|-----------------|--------------|
| RPI | S | Opponent | Score | RPI | S | Opponent | Score | RPI | S | Opponent | Score |
| | | | | | | | | 73 | H | Marist | 75 89 |
| | | | | | | | | 89 | H | Boston College | 57 88 |
| | | | | | | | | 91 | H | Colgate | 61 70 |
| | | | | | | | | 115 | A | Lehigh | 34 51 |
| | | | | | | | | 124 | H | Holy Cross | 76 70 |
| | | | | | | | | 126 | A | California | 62 73 |
| | | | | | | | | 133 | H | Northeastern | 72 56 |
| | | | | | | | | 140 | H | Harvard | 39 66 |
| | | | | | | | | 150 | H | Massachusetts | 45 58 |
| | | | | | | | | 159 | H | Dartmouth | 74 56 |
| | | | | | | | | 190 | H | American | 59 44 |
| | | | | | | | | 191 | A | UC Davis | 68 75 |
| | | | | | | | | 202 | A | Lafayette | 57 59 |
| | | | | | | | | 255 | A | Maine | 62 49 |
| | | | | | | | | 274 | H | Loyola Maryland | 44 42 |
| | | | | | | | | 277 | A | Navy | 41 46 |
| | | | | | | | | 279 | A | New Hampshire | 78 64 |
| | | | | | | | | 294 | A | Army West Point | 72 66 |
| | | | | | | | | 313 | A | Albany (NY) | 60 58 |
| LAST 10 Division I | | | | | | | | | | | |
| 124 | H | Holy Cross | 76 70 | 115 | A | Lehigh | 34 51 | | | | |
| 277 | A | Navy | 41 46 | 190 | H | American | 59 44 | | | | |
| 91 | H | Colgate | 61 70 | 202 | A | Lafayette | 57 59 | | | | |
| 274 | H | Loyola Maryland | 44 42 | 133 | H | Northeastern | 72 56 | | | | |
| 294 | A | Army West Point | 72 66 | 159 | H | Dartmouth | 74 56 | | | | |

Non-Div I Games:

Boston U.

■ Loss,
 ■ Non-Conf,
 ■ S Site,
 ■ H Home
 ■ A Away
 N Neutral

Bowling Green

Through Games Of Jan. 26, 2020

| | | | | | | | | | | |
|-------------------|----------|-----------|----------------|------------|-------------|---------------|------|------|-------|-----------|
| Average RPI Win: | 230 | WON-LOST | WINNING | LAST 10 | STRENGTH OF | OPP. STRENGTH | TEAM | ADJ. | CONF. | ADJ CONF. |
| Average RPI Loss: | 128 | RECORD | PCT. RANK | GAMES | SCHEDULE | OF SCHEDULE | RPI | RPI | RPI | RPI |
| DIV. I ONLY | 6- 11 | 247 | 2-8 | 115 | 169 | 192 | 192 | 10 | 10 | |
| DIV. I NON-CONF. | 5- 5 | 164 | 1-2 | 188 | 240 | 151 | 151 | 10 | 10 | |
| TOTALS | RPI 1-25 | RPI 26-50 | W-L RECORDS | RPI 51-100 | RPI 101-150 | RPI 150+ | | | | |
| 6- 11 | 0- 0 | 0- 1 | OVERALL | 0- 3 | 1- 2 | 5- 5 | | | | |
| 3- 2 | 0- 0 | 0- 0 | HOME | 0- 1 | 1- 0 | 2- 1 | | | | |
| 2- 7 | 0- 0 | 0- 1 | AWAY | 0- 2 | 0- 1 | 2- 3 | | | | |
| 1- 2 | 0- 0 | 0- 0 | NEUTRAL | 0- 0 | 0- 1 | 1- 1 | | | | |
| 5- 5 | 0- 0 | 0- 1 | NON-CONFERENCE | 0- 0 | 0- 2 | 5- 2 | | | | |
| 2- 0 | 0- 0 | 0- 0 | HOME | 0- 0 | 0- 0 | 2- 0 | | | | |
| 2- 3 | 0- 0 | 0- 1 | AWAY | 0- 0 | 0- 1 | 2- 1 | | | | |
| 1- 2 | 0- 0 | 0- 0 | NEUTRAL | 0- 0 | 0- 1 | 1- 1 | | | | |
| 1- 6 | 0- 0 | 0- 0 | CONFERENCE | 0- 3 | 1- 0 | 0- 3 | | | | |
| 1- 2 | 0- 0 | 0- 0 | HOME | 0- 1 | 1- 0 | 0- 1 | | | | |
| 0- 4 | 0- 0 | 0- 0 | AWAY | 0- 2 | 0- 0 | 0- 2 | | | | |
| 0- 0 | 0- 0 | 0- 0 | NEUTRAL | 0- 0 | 0- 0 | 0- 0 | | | | |

| RPI S | Opponent | Score | RPI S | Opponent | Score | RPI S | Opponent | Score | RPI S | Opponent | Score | Team's RPI: 192 |
|--------------------|-----------------|-------|-------|------------------|-------|-------|----------------------|-------|-------|-----------------|-------|-----------------|
| 29 | A Purdue | 74 81 | 65 | H Ball St. | 80 86 | 102 | A Loyola Chicago | 76 84 | 132 | H Western Mich. | 72 63 | |
| | | | 68 | A Buffalo | 59 65 | 143 | N Green Bay | 54 73 | 155 | A Toledo | 72 79 | |
| | | | 77 | A Ohio | 69 79 | 164 | A Valparaiso | 90 95 | 179 | A Eastern Mich. | 61 78 | |
| | | | | | | 195 | H Cleveland St. | 89 62 | 196 | H Akron | 73 76 | |
| | | | | | | 232 | N San Francisco | 56 64 | 244 | H Morehead St. | 79 65 | |
| | | | | | | 247 | A Marshall | 82 69 | 264 | A Milwaukee | 63 51 | |
| | | | | | | 296 | N California Baptist | 98 60 | | | | |
| LAST 10 Division I | | | | | | | | | | | | |
| 77 | A Ohio | 69 79 | 65 | H Ball St. | 80 86 | | | | | | | |
| 132 | H Western Mich. | 72 63 | 179 | A Eastern Mich. | 61 78 | | | | | | | |
| 155 | A Toledo | 72 79 | 29 | A Purdue | 74 81 | | | | | | | |
| 68 | A Buffalo | 59 65 | 102 | A Loyola Chicago | 76 84 | | | | | | | |
| 196 | H Akron | 73 76 | 264 | A Milwaukee | 63 51 | | | | | | | |

Non-Div I Games: Davis & Elkins 91 52 Notre Dame (OH) 88 54

Bowling Green

Loss, Non-Conf, S Site, H Home A Away N Neutral

| | | | | | | | | | | |
|-------------------|----------|-----------|----------------|------------|-------------|---------------|------|------|-------|-----------|
| Average RPI Win: | 185 | WON-LOST | WINNING | LAST 10 | STRENGTH OF | OPP. STRENGTH | TEAM | ADJ. | CONF. | ADJ CONF. |
| Average RPI Loss: | 78 | RECORD | PCT. RANK | GAMES | SCHEDULE | OF SCHEDULE | RPI | RPI | RPI | RPI |
| DIV. I ONLY | 15- 2 | 15 | 9-1 | 251 | 97 | 53 | 53 | 7 | 7 | |
| DIV. I NON-CONF. | 8- 2 | 52 | 2-1 | 305 | 93 | 105 | 105 | 7 | 7 | |
| TOTALS | RPI 1-25 | RPI 26-50 | W-L RECORDS | RPI 51-100 | RPI 101-150 | RPI 150+ | | | | |
| 15- 2 | 0- 0 | 1- 1 | OVERALL | 2- 0 | 2- 1 | 10- 0 | | | | |
| 8- 0 | 0- 0 | 1- 0 | HOME | 2- 0 | 0- 0 | 5- 0 | | | | |
| 4- 1 | 0- 0 | 0- 1 | AWAY | 0- 0 | 1- 0 | 3- 0 | | | | |
| 3- 1 | 0- 0 | 0- 0 | NEUTRAL | 0- 0 | 1- 1 | 2- 0 | | | | |
| 8- 2 | 0- 0 | 0- 1 | NON-CONFERENCE | 0- 0 | 1- 1 | 7- 0 | | | | |
| 3- 0 | 0- 0 | 0- 0 | HOME | 0- 0 | 0- 0 | 3- 0 | | | | |
| 2- 1 | 0- 0 | 0- 1 | AWAY | 0- 0 | 0- 0 | 2- 0 | | | | |
| 3- 1 | 0- 0 | 0- 0 | NEUTRAL | 0- 0 | 1- 1 | 2- 0 | | | | |
| 7- 0 | 0- 0 | 1- 0 | CONFERENCE | 2- 0 | 1- 0 | 3- 0 | | | | |
| 5- 0 | 0- 0 | 1- 0 | HOME | 2- 0 | 0- 0 | 2- 0 | | | | |
| 2- 0 | 0- 0 | 0- 0 | AWAY | 0- 0 | 1- 0 | 1- 0 | | | | |
| 0- 0 | 0- 0 | 0- 0 | NEUTRAL | 0- 0 | 0- 0 | 0- 0 | | | | |

| RPI 1-25 | | | | RPI 26-50 | | | | RPI 51-100 | | | | Team's RPI: 53 | RPI 101+ | | | |
|--------------------|---|----------|-------|-----------|---|----------------|-------|------------|---|---------------|-------|----------------|----------|---|------------------|-------|
| RPI | S | Opponent | Score | RPI | S | Opponent | Score | RPI | S | Opponent | Score | | RPI | S | Opponent | Score |
| | | | | 30 | H | Drake | 77 76 | 55 | H | UNI | 61 47 | | 102 | A | Loyola Chicago | 60 47 |
| | | | | 48 | A | Michigan | 57 77 | 93 | H | Illinois St. | 76 61 | | 108 | N | Liberty | 63 75 |
| | | | | | | | | | | | | | 118 | N | Richmond | 61 57 |
| | | | | | | | | | | | | | 164 | A | Valparaiso | 75 61 |
| | | | | | | | | | | | | | 170 | H | Jackson St. | 78 69 |
| | | | | | | | | | | | | | 189 | H | Miami (OH) | 79 68 |
| | | | | | | | | | | | | | 205 | A | Western Ill. | 84 49 |
| | | | | | | | | | | | | | 212 | N | George Mason | 61 59 |
| | | | | | | | | | | | | | 269 | H | Indiana St. | 91 75 |
| | | | | | | | | | | | | | 273 | A | Oakland | 74 58 |
| | | | | | | | | | | | | | 289 | N | Eastern Wash. | 66 46 |
| | | | | | | | | | | | | | 290 | H | North Dakota St. | 70 64 |
| | | | | | | | | | | | | | 315 | H | Evansville | 82 51 |
| LAST 10 Division I | | | | | | | | | | | | | | | | |
| | | | | 30 | H | Drake | 77 76 | 269 | H | Indiana St. | 91 75 | | | | | |
| | | | | 55 | H | UNI | 61 47 | 315 | H | Evansville | 82 51 | | | | | |
| | | | | 164 | A | Valparaiso | 75 61 | 289 | N | Eastern Wash. | 66 46 | | | | | |
| | | | | 102 | A | Loyola Chicago | 60 47 | 108 | N | Liberty | 63 75 | | | | | |
| | | | | 93 | H | Illinois St. | 76 61 | 170 | H | Jackson St. | 78 69 | | | | | |

Non-Div I Games: Eureka 101 39

Bradley

| | | | | | | | | | | |
|-------------------|----------|-----------|----------------|------------|-------------|---------------|------|------|-------|-----------|
| Average RPI Win: | 289 | WON-LOST | WINNING | LAST 10 | STRENGTH OF | OPP. STRENGTH | TEAM | ADJ. | CONF. | ADJ CONF. |
| Average RPI Loss: | 151 | RECORD | PCT. RANK | GAMES | SCHEDULE | OF SCHEDULE | RPI | RPI | RPI | RPI |
| DIV. I ONLY | 6- 9 | 232 | 4-6 | 226 | 284 | 224 | 224 | 8 | 8 | |
| DIV. I NON-CONF. | 6- 7 | 182 | 4-4 | 292 | 331 | 244 | 244 | 9 | 9 | |
| TOTALS | RPI 1-25 | RPI 26-50 | W-L RECORDS | RPI 51-100 | RPI 101-150 | RPI 150+ | | | | |
| 6- 9 | 0- 0 | 0- 2 | OVERALL | 0- 1 | 0- 2 | 6- 4 | | | | |
| 1- 4 | 0- 0 | 0- 1 | HOME | 0- 0 | 0- 1 | 1- 2 | | | | |
| 5- 4 | 0- 0 | 0- 1 | AWAY | 0- 1 | 0- 1 | 5- 1 | | | | |
| 0- 1 | 0- 0 | 0- 0 | NEUTRAL | 0- 0 | 0- 0 | 0- 1 | | | | |
| 6- 7 | 0- 0 | 0- 0 | NON-CONFERENCE | 0- 1 | 0- 2 | 6- 4 | | | | |
| 1- 3 | 0- 0 | 0- 0 | HOME | 0- 0 | 0- 1 | 1- 2 | | | | |
| 5- 3 | 0- 0 | 0- 0 | AWAY | 0- 1 | 0- 1 | 5- 1 | | | | |
| 0- 1 | 0- 0 | 0- 0 | NEUTRAL | 0- 0 | 0- 0 | 0- 1 | | | | |
| 0- 2 | 0- 0 | 0- 2 | CONFERENCE | 0- 0 | 0- 0 | 0- 0 | | | | |
| 0- 1 | 0- 0 | 0- 1 | HOME | 0- 0 | 0- 0 | 0- 0 | | | | |
| 0- 1 | 0- 0 | 0- 1 | AWAY | 0- 0 | 0- 0 | 0- 0 | | | | |
| 0- 0 | 0- 0 | 0- 0 | NEUTRAL | 0- 0 | 0- 0 | 0- 0 | | | | |

| RPI S | Opponent | Score | RPI S | Opponent | Score | RPI S | Opponent | Score | RPI S | Opponent | Score | Team's RPI: 224 |
|--------------------|--------------|-------|-------|-----------------|-------|-------|--------------|-------|-------|---------------------|-------|-----------------|
| 44 | A Yale | 72 79 | 44 | H Yale | 40 73 | 78 | A South Fla. | 60 70 | 124 | H Holy Cross | 71 83 | |
| | | | | | | | | | 150 | A Massachusetts | 42 95 | |
| | | | | | | | | | 171 | H Merrimack | 57 72 | |
| | | | | | | | | | 172 | N Rhode Island | 44 89 | |
| | | | | | | | | | 252 | A Fairfield | 58 44 | |
| | | | | | | | | | 255 | H Maine | 76 70 | |
| | | | | | | | | | 270 | A Longwood | 76 86 | |
| | | | | | | | | | 279 | A New Hampshire | 76 68 | |
| | | | | | | | | | 298 | A FIU | 72 57 | |
| | | | | | | | | | 307 | A Bryant | 56 50 | |
| | | | | | | | | | 307 | H Bryant | 44 45 | |
| | | | | | | | | | 344 | A Central Conn. St. | 83 73 | |
| LAST 10 Division I | | | | | | | | | | | | |
| 44 | H Yale | 40 73 | 307 | A Bryant | 56 50 | | | | | | | |
| 44 | A Yale | 72 79 | 172 | N Rhode Island | 44 89 | | | | | | | |
| 78 | A South Fla. | 60 70 | 124 | H Holy Cross | 71 83 | | | | | | | |
| 298 | A FIU | 72 57 | 171 | H Merrimack | 57 72 | | | | | | | |
| 252 | A Fairfield | 58 44 | 279 | A New Hampshire | 76 68 | | | | | | | |

Non-Div I Games:

Brown

■ Loss,
 ■ Non-Conf,
 ■ S Site,
 ■ H Home
 ■ A Away
 N Neutral

| | | | | | | | | | | |
|-------------------|----------|-----------|----------------|------------|-------------|---------------|------|------|-------|-----------|
| Average RPI Win: | 292 | WON-LOST | WINNING | LAST 10 | STRENGTH OF | OPP. STRENGTH | TEAM | ADJ. | CONF. | ADJ CONF. |
| Average RPI Loss: | 200 | RECORD | PCT. RANK | GAMES | SCHEDULE | OF SCHEDULE | RPI | RPI | RPI | RPI |
| DIV. I ONLY | 5- 12 | 279 | 4-6 | 302 | 330 | 307 | 307 | 29 | 29 | |
| DIV. I NON-CONF. | 2- 9 | 304 | 1-3 | 293 | 282 | 328 | 328 | 30 | 30 | |
| TOTALS | RPI 1-25 | RPI 26-50 | W-L RECORDS | RPI 51-100 | RPI 101-150 | RPI 150+ | | | | |
| 5- 12 | 0- 0 | 0- 0 | OVERALL | 0- 1 | 0- 3 | 5- 8 | | | | |
| 2- 6 | 0- 0 | 0- 0 | HOME | 0- 0 | 0- 1 | 2- 5 | | | | |
| 3- 6 | 0- 0 | 0- 0 | AWAY | 0- 1 | 0- 2 | 3- 3 | | | | |
| 0- 0 | 0- 0 | 0- 0 | NEUTRAL | 0- 0 | 0- 0 | 0- 0 | | | | |
| 2- 9 | 0- 0 | 0- 0 | NON-CONFERENCE | 0- 1 | 0- 3 | 2- 5 | | | | |
| 1- 4 | 0- 0 | 0- 0 | HOME | 0- 0 | 0- 1 | 1- 3 | | | | |
| 1- 5 | 0- 0 | 0- 0 | AWAY | 0- 1 | 0- 2 | 1- 2 | | | | |
| 0- 0 | 0- 0 | 0- 0 | NEUTRAL | 0- 0 | 0- 0 | 0- 0 | | | | |
| 3- 3 | 0- 0 | 0- 0 | CONFERENCE | 0- 0 | 0- 0 | 3- 3 | | | | |
| 1- 2 | 0- 0 | 0- 0 | HOME | 0- 0 | 0- 0 | 1- 2 | | | | |
| 2- 1 | 0- 0 | 0- 0 | AWAY | 0- 0 | 0- 0 | 2- 1 | | | | |
| 0- 0 | 0- 0 | 0- 0 | NEUTRAL | 0- 0 | 0- 0 | 0- 0 | | | | |

| RPI 1-25 | | | | RPI 26-50 | | | | RPI 51-100 | | | | RPI 101+ | | | | Team's RPI: 307 | |
|--------------------|---|----------|-------|-----------|---|---------------------|-------|------------|---|-----------|-------|----------|-----|----------|---------------------|-----------------|----|
| RPI | S | Opponent | Score | RPI | S | Opponent | Score | RPI | S | Opponent | Score | RPI | S | Opponent | Score | | |
| | | | | | | | | 70 | A | Minnesota | 56 | 101 | 124 | A | Holy Cross | 75 | 87 |
| | | | | | | | | | | | | | 131 | H | Providence | 32 | 76 |
| | | | | | | | | | | | | | 148 | A | Illinois | 55 | 69 |
| | | | | | | | | | | | | | 171 | A | Merrimack | 66 | 78 |
| | | | | | | | | | | | | | 220 | H | UMass Lowell | 35 | 55 |
| | | | | | | | | | | | | | 223 | H | Saint Francis (PA) | 60 | 63 |
| | | | | | | | | | | | | | 224 | A | Brown | 45 | 44 |
| | | | | | | | | | | | | | 224 | H | Brown | 50 | 56 |
| | | | | | | | | | | | | | 240 | A | Mt. St. Mary's | 72 | 67 |
| | | | | | | | | | | | | | 240 | H | Mt. St. Mary's | 70 | 76 |
| | | | | | | | | | | | | | 279 | H | New Hampshire | 56 | 68 |
| | | | | | | | | | | | | | 281 | A | Vermont | 66 | 71 |
| | | | | | | | | | | | | | 294 | A | Army West Point | 75 | 81 |
| | | | | | | | | | | | | | 313 | H | Albany (NY) | 68 | 55 |
| | | | | | | | | | | | | | 335 | A | Fairleigh Dickinson | 57 | 45 |
| | | | | | | | | | | | | | 348 | H | LIU Brooklyn | 57 | 53 |
| LAST 10 Division I | | | | | | | | | | | | | | | | | |
| | | | | 240 | A | Mt. St. Mary's | 72 | 67 | | | | | 223 | H | Saint Francis (PA) | 60 | 63 |
| | | | | 348 | H | LIU Brooklyn | 57 | 53 | | | | | 294 | A | Army West Point | 75 | 81 |
| | | | | 240 | H | Mt. St. Mary's | 70 | 76 | | | | | 313 | H | Albany (NY) | 68 | 55 |
| | | | | 171 | A | Merrimack | 66 | 78 | | | | | 224 | H | Brown | 50 | 56 |
| | | | | 335 | A | Fairleigh Dickinson | 57 | 45 | | | | | 131 | H | Providence | 32 | 76 |

Non-Div I Games:

Bryant

Bucknell

Through Games Of Jan. 26, 2020

| | | | | | | | | | | |
|-------------------|----------|-----------|----------------|------------|-------------|---------------|------|------|-------|-----------|
| Average RPI Win: | 193 | WON-LOST | WINNING | LAST 10 | STRENGTH OF | OPP. STRENGTH | TEAM | ADJ. | CONF. | ADJ CONF. |
| Average RPI Loss: | 128 | RECORD | PCT. RANK | GAMES | SCHEDULE | OF SCHEDULE | RPI | RPI | RPI | RPI |
| DIV. I ONLY | 14- 5 | 48 | 8-2 | 146 | 152 | 60 | 60 | 15 | 15 | |
| DIV. I NON-CONF. | 7- 4 | 100 | 1-1 | 137 | 135 | 82 | 82 | 16 | 16 | |
| TOTALS | RPI 1-25 | RPI 26-50 | W-L RECORDS | RPI 51-100 | RPI 101-150 | RPI 150+ | | | | |
| 14- 5 | 0- 0 | 0- 1 | OVERALL | 2- 2 | 3- 0 | 9- 2 | | | | |
| 6- 1 | 0- 0 | 0- 0 | HOME | 2- 1 | 0- 0 | 4- 0 | | | | |
| 6- 4 | 0- 0 | 0- 1 | AWAY | 0- 1 | 2- 0 | 4- 2 | | | | |
| 2- 0 | 0- 0 | 0- 0 | NEUTRAL | 0- 0 | 1- 0 | 1- 0 | | | | |
| 7- 4 | 0- 0 | 0- 1 | NON-CONFERENCE | 1- 2 | 1- 0 | 5- 1 | | | | |
| 3- 1 | 0- 0 | 0- 0 | HOME | 1- 1 | 0- 0 | 2- 0 | | | | |
| 2- 3 | 0- 0 | 0- 1 | AWAY | 0- 1 | 0- 0 | 2- 1 | | | | |
| 2- 0 | 0- 0 | 0- 0 | NEUTRAL | 0- 0 | 1- 0 | 1- 0 | | | | |
| 7- 1 | 0- 0 | 0- 0 | CONFERENCE | 1- 0 | 2- 0 | 4- 1 | | | | |
| 3- 0 | 0- 0 | 0- 0 | HOME | 1- 0 | 0- 0 | 2- 0 | | | | |
| 4- 1 | 0- 0 | 0- 0 | AWAY | 0- 0 | 2- 0 | 2- 1 | | | | |
| 0- 0 | 0- 0 | 0- 0 | NEUTRAL | 0- 0 | 0- 0 | 0- 0 | | | | |

| RPI S | Opponent | Score | RPI S | Opponent | Score | RPI S | Opponent | Score | RPI S | Opponent | Score |
|--------------------|-----------------|-------|-------|--------------------|-------|-------|-------------|-------|-------|--------------------|-------|
| | | | 34 A | Virginia | 60 84 | 54 H | Temple | 61 72 | 103 N | Cincinnati | 56 48 |
| | | | | | | 69 H | Drexel | 60 49 | 115 A | Lehigh | 71 50 |
| | | | | | | 91 H | Colgate | 66 43 | 124 A | Holy Cross | 51 40 |
| | | | | | | 96 A | Stony Brook | 73 78 | 182 A | Quinnipiac | 69 76 |
| | | | | | | | | | 190 H | American | 68 43 |
| | | | | | | | | | 202 H | Lafayette | 50 36 |
| | | | | | | | | | 212 A | George Mason | 64 51 |
| | | | | | | | | | 223 A | Saint Francis (PA) | 70 46 |
| | | | | | | | | | 238 N | Howard | 70 60 |
| | | | | | | | | | 274 A | Loyola Maryland | 50 60 |
| | | | | | | | | | 277 A | Navy | 61 34 |
| | | | | | | | | | 283 H | St. Bonaventure | 68 60 |
| | | | | | | | | | 286 H | Monmouth | 71 37 |
| | | | | | | | | | 294 A | Army West Point | 63 52 |
| LAST 10 Division I | | | | | | | | | | | |
| 274 A | Loyola Maryland | 50 60 | 277 A | Navy | 61 34 | | | | | | |
| 91 H | Colgate | 66 43 | 202 H | Lafayette | 50 36 | | | | | | |
| 115 A | Lehigh | 71 50 | 294 A | Army West Point | 63 52 | | | | | | |
| 190 H | American | 68 43 | 96 A | Stony Brook | 73 78 | | | | | | |
| 124 A | Holy Cross | 51 40 | 223 A | Saint Francis (PA) | 70 46 | | | | | | |

Non-Div I Games:

Bucknell

Loss, Non-Conf, S Site, H Home A Away N Neutral

Buffalo

Through Games Of Jan. 26, 2020

| | | | | | | | | | | |
|-------------------|--------------|-----------|----------------|------------|-------------|---------------|-----------|-----------|-----------|-----------|
| Average RPI Win: | 193 | WON-LOST | WINNING | LAST 10 | STRENGTH OF | OPP. STRENGTH | TEAM | ADJ. | CONF. | ADJ CONF. |
| Average RPI Loss: | 87 | RECORD | PCT. RANK | GAMES | SCHEDULE | OF SCHEDULE | RPI | RPI | RPI | RPI |
| DIV. I ONLY | 13- 5 | 52 | 7-3 | 148 | 141 | 68 | 68 | 10 | 10 | |
| DIV. I NON-CONF. | 9- 2 | 38 | 3-0 | 174 | 200 | 56 | 56 | 10 | 10 | |
| TOTALS | RPI 1-25 | RPI 26-50 | W-L RECORDS | RPI 51-100 | RPI 101-150 | RPI 150+ | | | | |
| 13- 5 | 0- 1 | 0- 0 | OVERALL | 2- 2 | 1- 1 | 10- 1 | | | | |
| 7- 1 | 0- 0 | 0- 0 | HOME | 1- 1 | 0- 0 | 6- 0 | | | | |
| 4- 4 | 0- 1 | 0- 0 | AWAY | 0- 1 | 1- 1 | 3- 1 | | | | |
| 2- 0 | 0- 0 | 0- 0 | NEUTRAL | 1- 0 | 0- 0 | 1- 0 | | | | |
| 9- 2 | 0- 1 | 0- 0 | NON-CONFERENCE | 2- 0 | 0- 1 | 7- 0 | | | | |
| 5- 0 | 0- 0 | 0- 0 | HOME | 1- 0 | 0- 0 | 4- 0 | | | | |
| 2- 2 | 0- 1 | 0- 0 | AWAY | 0- 0 | 0- 1 | 2- 0 | | | | |
| 2- 0 | 0- 0 | 0- 0 | NEUTRAL | 1- 0 | 0- 0 | 1- 0 | | | | |
| 4- 3 | 0- 0 | 0- 0 | CONFERENCE | 0- 2 | 1- 0 | 3- 1 | | | | |
| 2- 1 | 0- 0 | 0- 0 | HOME | 0- 1 | 0- 0 | 2- 0 | | | | |
| 2- 2 | 0- 0 | 0- 0 | AWAY | 0- 1 | 1- 0 | 1- 1 | | | | |
| 0- 0 | 0- 0 | 0- 0 | NEUTRAL | 0- 0 | 0- 0 | 0- 0 | | | | |

| RPI 1-25 | | | | RPI 26-50 | | | | RPI 51-100 Team's RPI: 68 | | | | RPI 101+ | | | |
|--------------------|---|---------------|--------------|-----------|---|-----------------|--------------|---------------------------|---|----------|--------------|----------|---|-------------------|--------------|
| RPI | S | Opponent | Score | RPI | S | Opponent | Score | RPI | S | Opponent | Score | RPI | S | Opponent | Score |
| 5 | A | Stanford | 69 88 | | | | | 65 | A | Ball St. | 65 69 | 111 | A | Kent St. | 57 44 |
| | | | | | | | | 69 | N | Drexel | 63 59 | 134 | A | San Jose St. | 88 95 |
| | | | | | | | | 77 | H | Ohio | 65 76 | 155 | A | Toledo | 59 71 |
| | | | | | | | | 79 | H | Dayton | 67 59 | 159 | H | Dartmouth | 73 49 |
| | | | | | | | | | | | | 162 | H | Columbia | 82 75 |
| | | | | | | | | | | | | 179 | H | Eastern Mich. | 66 63 |
| | | | | | | | | | | | | 189 | A | Miami (OH) | 86 72 |
| | | | | | | | | | | | | 190 | N | American | 73 55 |
| | | | | | | | | | | | | 192 | H | Bowling Green | 65 59 |
| | | | | | | | | | | | | 219 | A | Niagara | 81 67 |
| | | | | | | | | | | | | 283 | A | St. Bonaventure | 46 36 |
| | | | | | | | | | | | | 336 | H | Canisius | 71 55 |
| | | | | | | | | | | | | 344 | H | Central Conn. St. | 61 56 |
| LAST 10 Division I | | | | | | | | | | | | | | | |
| 111 | A | Kent St. | 57 44 | 155 | A | Toledo | 59 71 | | | | | | | | |
| 65 | A | Ball St. | 65 69 | 189 | A | Miami (OH) | 86 72 | | | | | | | | |
| 179 | H | Eastern Mich. | 66 63 | 159 | H | Dartmouth | 73 49 | | | | | | | | |
| 192 | H | Bowling Green | 65 59 | 79 | H | Dayton | 67 59 | | | | | | | | |
| 77 | H | Ohio | 65 76 | 283 | A | St. Bonaventure | 46 36 | | | | | | | | |

Non-Div I Games:

Buffalo

 Loss,
 Non-Conf,
S Site,
 Home
 Away
N Neutral

| | | | | | | | | | | |
|----------------------|------|----------|-----------|----------------|-------------|---------------|------------|-------------|----------|-----------|
| Average RPI Win: 177 | | WON-LOST | WINNING | LAST 10 | STRENGTH OF | OPP. STRENGTH | TEAM | ADJ. | CONF. | ADJ CONF. |
| Average RPI Loss: 48 | | RECORD | PCT. RANK | GAMES | SCHEDULE | OF SCHEDULE | RPI | RPI | RPI | RPI |
| DIV. I ONLY | | 14- 6 | 59 | 7-3 | 129 | 56 | 92 | 92 | 6 | 6 |
| DIV. I NON-CONF. | | 8- 3 | 68 | 1-0 | 193 | 97 | 116 | 116 | 6 | 6 |
| TOTALS | | RPI 1-25 | RPI 26-50 | | W-L RECORDS | | RPI 51-100 | RPI 101-150 | RPI 150+ | |
| 14- 6 | 0- 2 | 2- 1 | | OVERALL | | 3- 3 | 1- 0 | 8- 0 | | |
| 8- 4 | 0- 2 | 1- 1 | | HOME | | 1- 1 | 0- 0 | 6- 0 | | |
| 5- 1 | 0- 0 | 1- 0 | | AWAY | | 1- 1 | 1- 0 | 2- 0 | | |
| 1- 1 | 0- 0 | 0- 0 | | NEUTRAL | | 1- 1 | 0- 0 | 0- 0 | | |
| 8- 3 | 0- 1 | 0- 0 | | NON-CONFERENCE | | 2- 2 | 0- 0 | 6- 0 | | |
| 7- 1 | 0- 1 | 0- 0 | | HOME | | 1- 0 | 0- 0 | 6- 0 | | |
| 0- 1 | 0- 0 | 0- 0 | | AWAY | | 0- 1 | 0- 0 | 0- 0 | | |
| 1- 1 | 0- 0 | 0- 0 | | NEUTRAL | | 1- 1 | 0- 0 | 0- 0 | | |
| 6- 3 | 0- 1 | 2- 1 | | CONFERENCE | | 1- 1 | 1- 0 | 2- 0 | | |
| 1- 3 | 0- 1 | 1- 1 | | HOME | | 0- 1 | 0- 0 | 0- 0 | | |
| 5- 0 | 0- 0 | 1- 0 | | AWAY | | 1- 0 | 1- 0 | 2- 0 | | |
| 0- 0 | 0- 0 | 0- 0 | | NEUTRAL | | 0- 0 | 0- 0 | 0- 0 | | |

| RPI S | Opponent | Score | RPI S | Opponent | Score | RPI S | Opponent | Score | RPI S | Opponent | Score |
|--------------------|--------------|-------|-------|---------------------|-------|-------|--------------|-------|-------|---------------------|-------|
| 14 | H Indiana | 53 64 | 37 | H Marquette | 61 55 | 61 | H IUPUI | 64 61 | 131 | A Providence | 50 47 |
| 17 | H DePaul | 65 80 | 40 | A Creighton | 73 67 | 65 | A Ball St. | 70 74 | 196 | H Akron | 76 55 |
| | | | 42 | H St. John's (NY) | 42 67 | 74 | H Seton Hall | 62 67 | 208 | H High Point | 74 52 |
| | | | | | | 75 | N Georgia | 36 69 | 221 | A Georgetown | 47 46 |
| | | | | | | 77 | N Ohio | 60 55 | 226 | A Xavier | 78 70 |
| | | | | | | 88 | A Villanova | 58 41 | 276 | H Eastern Ky. | 73 41 |
| | | | | | | | | | 292 | H Wagner | 74 58 |
| | | | | | | | | | 308 | H Purdue Fort Wayne | 85 58 |
| | | | | | | | | | 314 | H Detroit Mercy | 82 60 |
| LAST 10 Division I | | | | | | | | | | | |
| 40 | A Creighton | 73 67 | 88 | A Villanova | 58 41 | | | | | | |
| 131 | A Providence | 50 47 | 226 | A Xavier | 78 70 | | | | | | |
| 17 | H DePaul | 65 80 | 42 | H St. John's (NY) | 42 67 | | | | | | |
| 37 | H Marquette | 61 55 | 74 | H Seton Hall | 62 67 | | | | | | |
| 221 | A Georgetown | 47 46 | 308 | H Purdue Fort Wayne | 85 58 | | | | | | |

Non-Div I Games:

Butler

■ Loss,
 ■ Non-Conf,
 ■ S Site,
 ■ H Home
 ■ A Away
 N Neutral

CSU Bakersfield

Through Games Of Jan. 26, 2020

| | | | | | | | | | | |
|-------------------|----------|-----------|----------------|------------|-------------|---------------|------|------|-------|-----------|
| Average RPI Win: | 241 | WON-LOST | WINNING | LAST 10 | STRENGTH OF | OPP. STRENGTH | TEAM | ADJ. | CONF. | ADJ CONF. |
| Average RPI Loss: | 175 | RECORD | PCT. RANK | GAMES | SCHEDULE | OF SCHEDULE | RPI | RPI | RPI | RPI |
| DIV. I ONLY | 9- 7 | 139 | 6-4 | 211 | 280 | 158 | 158 | 32 | 32 | |
| DIV. I NON-CONF. | 5- 5 | 164 | 2-2 | 88 | 185 | 122 | 122 | 32 | 32 | |
| TOTALS | RPI 1-25 | RPI 26-50 | W-L RECORDS | RPI 51-100 | RPI 101-150 | RPI 150+ | | | | |
| 9- 7 | 0- 2 | 0- 0 | OVERALL | 0- 0 | 2- 2 | 7- 3 | | | | |
| 6- 1 | 0- 0 | 0- 0 | HOME | 0- 0 | 2- 0 | 4- 1 | | | | |
| 3- 6 | 0- 2 | 0- 0 | AWAY | 0- 0 | 0- 2 | 3- 2 | | | | |
| 0- 0 | 0- 0 | 0- 0 | NEUTRAL | 0- 0 | 0- 0 | 0- 0 | | | | |
| 5- 5 | 0- 2 | 0- 0 | NON-CONFERENCE | 0- 0 | 2- 2 | 3- 1 | | | | |
| 5- 0 | 0- 0 | 0- 0 | HOME | 0- 0 | 2- 0 | 3- 0 | | | | |
| 0- 5 | 0- 2 | 0- 0 | AWAY | 0- 0 | 0- 2 | 0- 1 | | | | |
| 0- 0 | 0- 0 | 0- 0 | NEUTRAL | 0- 0 | 0- 0 | 0- 0 | | | | |
| 4- 2 | 0- 0 | 0- 0 | CONFERENCE | 0- 0 | 0- 0 | 4- 2 | | | | |
| 1- 1 | 0- 0 | 0- 0 | HOME | 0- 0 | 0- 0 | 1- 1 | | | | |
| 3- 1 | 0- 0 | 0- 0 | AWAY | 0- 0 | 0- 0 | 3- 1 | | | | |
| 0- 0 | 0- 0 | 0- 0 | NEUTRAL | 0- 0 | 0- 0 | 0- 0 | | | | |

| RPI 1-25 | | | | RPI 26-50 | | | | RPI 51-100 | | | | RPI 101+ Team's RPI: 158 | | | |
|--------------------|---|--------------------|-------|-----------|---|------------------|-------|------------|---|----------|-------|--------------------------|---|--------------------|-------|
| RPI | S | Opponent | Score | RPI | S | Opponent | Score | RPI | S | Opponent | Score | RPI | S | Opponent | Score |
| 10 | A | Gonzaga | 48 92 | | | | | | | | | 106 | H | Pacific | 80 70 |
| 13 | A | Oregon St. | 50 69 | | | | | | | | | 107 | A | Washington | 49 80 |
| | | | | | | | | | | | | 134 | H | San Jose St. | 75 71 |
| | | | | | | | | | | | | 139 | A | Wright St. | 60 65 |
| | | | | | | | | | | | | 227 | H | UMKC | 70 60 |
| | | | | | | | | | | | | 236 | H | North Texas | 61 52 |
| | | | | | | | | | | | | 253 | A | Grand Canyon | 59 54 |
| | | | | | | | | | | | | 268 | H | UC Santa Barbara | 66 62 |
| | | | | | | | | | | | | 278 | A | UC Riverside | 52 53 |
| | | | | | | | | | | | | 296 | A | California Baptist | 66 61 |
| | | | | | | | | | | | | 326 | A | Utah Valley | 55 53 |
| | | | | | | | | | | | | 327 | H | N.C. Central | 80 71 |
| | | | | | | | | | | | | 331 | A | Seattle U | 57 63 |
| | | | | | | | | | | | | 347 | H | Chicago St. | 58 60 |
| LAST 10 Division I | | | | | | | | | | | | | | | |
| 331 | A | Seattle U | 57 63 | 253 | A | Grand Canyon | 59 54 | | | | | | | | |
| 326 | A | Utah Valley | 55 53 | 278 | A | UC Riverside | 52 53 | | | | | | | | |
| 347 | H | Chicago St. | 58 60 | 13 | A | Oregon St. | 50 69 | | | | | | | | |
| 227 | H | UMKC | 70 60 | 268 | H | UC Santa Barbara | 66 62 | | | | | | | | |
| 296 | A | California Baptist | 66 61 | 106 | H | Pacific | 80 70 | | | | | | | | |

Non-Div I Games: Fresno Pacific 95 64 Westcliff 100 44 Cal St. Dom. Hills 83 74

CSU Bakersfield

Loss, Non-Conf, S Site, H Home A Away N Neutral

| | | | | | | | | | | |
|-------------------|----------|-----------|----------------|------------|-------------|---------------|------|------|-------|-----------|
| Average RPI Win: | 240 | WON-LOST | WINNING | LAST 10 | STRENGTH OF | OPP. STRENGTH | TEAM | ADJ. | CONF. | ADJ CONF. |
| Average RPI Loss: | 152 | RECORD | PCT. RANK | GAMES | SCHEDULE | OF SCHEDULE | RPI | RPI | RPI | RPI |
| DIV. I ONLY | 8- 10 | 205 | 6-4 | 288 | 92 | 248 | 248 | 27 | 27 | |
| DIV. I NON-CONF. | 4- 9 | 250 | 2-3 | 274 | 18 | 272 | 272 | 26 | 26 | |
| TOTALS | RPI 1-25 | RPI 26-50 | W-L RECORDS | RPI 51-100 | RPI 101-150 | RPI 150+ | | | | |
| 8- 10 | 0- 1 | 0- 1 | OVERALL | 0- 2 | 1- 1 | 7- 5 | | | | |
| 4- 4 | 0- 1 | 0- 1 | HOME | 0- 1 | 1- 0 | 3- 1 | | | | |
| 3- 5 | 0- 0 | 0- 0 | AWAY | 0- 1 | 0- 1 | 3- 3 | | | | |
| 1- 1 | 0- 0 | 0- 0 | NEUTRAL | 0- 0 | 0- 0 | 1- 1 | | | | |
| 4- 9 | 0- 1 | 0- 1 | NON-CONFERENCE | 0- 2 | 1- 1 | 3- 4 | | | | |
| 1- 4 | 0- 1 | 0- 1 | HOME | 0- 1 | 1- 0 | 0- 1 | | | | |
| 2- 4 | 0- 0 | 0- 0 | AWAY | 0- 1 | 0- 1 | 2- 2 | | | | |
| 1- 1 | 0- 0 | 0- 0 | NEUTRAL | 0- 0 | 0- 0 | 1- 1 | | | | |
| 4- 1 | 0- 0 | 0- 0 | CONFERENCE | 0- 0 | 0- 0 | 4- 1 | | | | |
| 3- 0 | 0- 0 | 0- 0 | HOME | 0- 0 | 0- 0 | 3- 0 | | | | |
| 1- 1 | 0- 0 | 0- 0 | AWAY | 0- 0 | 0- 0 | 1- 1 | | | | |
| 0- 0 | 0- 0 | 0- 0 | NEUTRAL | 0- 0 | 0- 0 | 0- 0 | | | | |

| RPI 1-25 | | | | RPI 26-50 | | | | RPI 51-100 | | | | RPI 101+ Team's RPI: 248 | | | |
|--------------------|---|----------|-------|-----------|---|-------------------|-------|------------|---|---------------------|-------|--------------------------|---|--------------------|-------|
| RPI | S | Opponent | Score | RPI | S | Opponent | Score | RPI | S | Opponent | Score | RPI | S | Opponent | Score |
| 6 | H | UCLA | 44 58 | 34 | H | Virginia | 47 72 | 72 | H | Southern California | 53 69 | 123 | H | Portland | 73 64 |
| | | | | | | | | 85 | A | Washington St. | 61 71 | 147 | A | San Diego | 40 59 |
| | | | | | | | | | | | | 168 | H | Santa Clara | 55 76 |
| | | | | | | | | | | | | 187 | H | Hawaii | 58 54 |
| | | | | | | | | | | | | 214 | N | SMU | 58 68 |
| | | | | | | | | | | | | 232 | A | San Francisco | 61 79 |
| | | | | | | | | | | | | 234 | H | Cal St. Fullerton | 63 57 |
| | | | | | | | | | | | | 245 | A | LMU (CA) | 56 54 |
| | | | | | | | | | | | | 263 | A | Long Beach St. | 52 60 |
| | | | | | | | | | | | | 265 | A | San Diego St. | 74 69 |
| | | | | | | | | | | | | 269 | N | Indiana St. | 67 59 |
| | | | | | | | | | | | | 296 | A | California Baptist | 56 64 |
| | | | | | | | | | | | | 297 | A | UC Irvine | 56 51 |
| | | | | | | | | | | | | 297 | H | UC Irvine | 70 62 |
| LAST 10 Division I | | | | | | | | | | | | | | | |
| | | | | 297 | A | UC Irvine | 56 51 | | | | | 265 | A | San Diego St. | 74 69 |
| | | | | 263 | A | Long Beach St. | 52 60 | | | | | 147 | A | San Diego | 40 59 |
| | | | | 234 | H | Cal St. Fullerton | 63 57 | | | | | 168 | H | Santa Clara | 55 76 |
| | | | | 297 | H | UC Irvine | 70 62 | | | | | 6 | H | UCLA | 44 58 |
| | | | | 187 | H | Hawaii | 58 54 | | | | | 245 | A | LMU (CA) | 56 54 |

Non-Div I Games: Hope Int'l 77 54

CSUN

■ Loss,
 ■ Non-Conf,
 ■ S Site,
 ■ H Home
 ■ A Away
 N Neutral

| | | | | | | | | | | |
|-------------------|----------|-----------|----------------|------------|-------------|---------------|------|------|-------|-----------|
| Average RPI Win: | 271 | WON-LOST | WINNING | LAST 10 | STRENGTH OF | OPP. STRENGTH | TEAM | ADJ. | CONF. | ADJ CONF. |
| Average RPI Loss: | 207 | RECORD | PCT. RANK | GAMES | SCHEDULE | OF SCHEDULE | RPI | RPI | RPI | RPI |
| DIV. I ONLY | 3- 12 | 309 | 2-8 | 284 | 273 | 334 | 334 | 27 | 27 | |
| DIV. I NON-CONF. | 2- 8 | 295 | 1-4 | 225 | 276 | 321 | 321 | 26 | 26 | |
| TOTALS | RPI 1-25 | RPI 26-50 | W-L RECORDS | RPI 51-100 | RPI 101-150 | RPI 150+ | | | | |
| 3- 12 | 0- 0 | 0- 2 | OVERALL | 0- 1 | 0- 0 | 3- 9 | | | | |
| 3- 5 | 0- 0 | 0- 1 | HOME | 0- 1 | 0- 0 | 3- 3 | | | | |
| 0- 7 | 0- 0 | 0- 1 | AWAY | 0- 0 | 0- 0 | 0- 6 | | | | |
| 0- 0 | 0- 0 | 0- 0 | NEUTRAL | 0- 0 | 0- 0 | 0- 0 | | | | |
| 2- 8 | 0- 0 | 0- 2 | NON-CONFERENCE | 0- 1 | 0- 0 | 2- 5 | | | | |
| 2- 3 | 0- 0 | 0- 1 | HOME | 0- 1 | 0- 0 | 2- 1 | | | | |
| 0- 5 | 0- 0 | 0- 1 | AWAY | 0- 0 | 0- 0 | 0- 4 | | | | |
| 0- 0 | 0- 0 | 0- 0 | NEUTRAL | 0- 0 | 0- 0 | 0- 0 | | | | |
| 1- 4 | 0- 0 | 0- 0 | CONFERENCE | 0- 0 | 0- 0 | 1- 4 | | | | |
| 1- 2 | 0- 0 | 0- 0 | HOME | 0- 0 | 0- 0 | 1- 2 | | | | |
| 0- 2 | 0- 0 | 0- 0 | AWAY | 0- 0 | 0- 0 | 0- 2 | | | | |
| 0- 0 | 0- 0 | 0- 0 | NEUTRAL | 0- 0 | 0- 0 | 0- 0 | | | | |

| RPI S | Opponent | Score | RPI S | Opponent | Score | RPI S | Opponent | Score | RPI S | Opponent | Score | Team's RPI: 334 |
|--------------------|--------------------|-------|-------|---------------------|-------|-------|---------------------|-------|-------|----------|-------|-----------------|
| 27 | A Arizona St. | 41 66 | 71 | H Fresno St. | 52 79 | 177 | A Saint Mary's (CA) | 67 84 | | | | |
| 32 | H Old Dominion | 55 61 | | | | 191 | H UC Davis | 36 42 | | | | |
| | | | | | | 217 | H Lamar University | 57 56 | | | | |
| | | | | | | 246 | A Pepperdine | 53 63 | | | | |
| | | | | | | 263 | A Long Beach St. | 69 72 | | | | |
| | | | | | | 268 | A UC Santa Barbara | 50 52 | | | | |
| | | | | | | 278 | H UC Riverside | 75 70 | | | | |
| | | | | | | 287 | A Nevada | 40 71 | | | | |
| | | | | | | 288 | A Denver | 66 96 | | | | |
| | | | | | | 297 | H UC Irvine | 57 68 | | | | |
| | | | | | | 317 | H Sacramento St. | 62 43 | | | | |
| | | | | | | 331 | H Seattle U | 49 72 | | | | |
| LAST 10 Division I | | | | | | | | | | | | |
| 191 | H UC Davis | 36 42 | 287 | A Nevada | 40 71 | | | | | | | |
| 278 | H UC Riverside | 75 70 | 331 | H Seattle U | 49 72 | | | | | | | |
| 297 | H UC Irvine | 57 68 | 177 | A Saint Mary's (CA) | 67 84 | | | | | | | |
| 268 | A UC Santa Barbara | 50 52 | 217 | H Lamar University | 57 56 | | | | | | | |
| 263 | A Long Beach St. | 69 72 | 32 | H Old Dominion | 55 61 | | | | | | | |

Non-Div I Games: Holy Names 100 35

Cal Poly

■ Loss,
 ■ Non-Conf,
 ■ S Site,
 ■ H Home
 ■ A Away
 N Neutral

| | | | | | | | | | | |
|-----------------------|----------|----------|-----------|---------|----------------|---------------|------------|------|-------------|-----------|
| Average RPI Win: 259 | | WON-LOST | WINNING | LAST 10 | STRENGTH OF | OPP. STRENGTH | TEAM | ADJ. | CONF. | ADJ CONF. |
| Average RPI Loss: 228 | | RECORD | PCT. RANK | GAMES | SCHEDULE | OF SCHEDULE | RPI | RPI | RPI | RPI |
| DIV. I ONLY | | 10- 8 | 146 | 6-4 | 329 | 296 | 234 | 234 | 27 | 27 |
| DIV. I NON-CONF. | | 8- 5 | 117 | 4-1 | 326 | 307 | 218 | 218 | 26 | 26 |
| TOTALS | RPI 1-25 | | RPI 26-50 | | W-L RECORDS | | RPI 51-100 | | RPI 101-150 | RPI 150+ |
| 10- 8 | 0- 0 | | 0- 0 | | OVERALL | | 0- 0 | | 1- 0 | 9- 8 |
| 5- 3 | 0- 0 | | 0- 0 | | HOME | | 0- 0 | | 0- 0 | 5- 3 |
| 5- 5 | 0- 0 | | 0- 0 | | AWAY | | 0- 0 | | 1- 0 | 4- 5 |
| 0- 0 | 0- 0 | | 0- 0 | | NEUTRAL | | 0- 0 | | 0- 0 | 0- 0 |
| 8- 5 | 0- 0 | | 0- 0 | | NON-CONFERENCE | | 0- 0 | | 1- 0 | 7- 5 |
| 4- 2 | 0- 0 | | 0- 0 | | HOME | | 0- 0 | | 0- 0 | 4- 2 |
| 4- 3 | 0- 0 | | 0- 0 | | AWAY | | 0- 0 | | 1- 0 | 3- 3 |
| 0- 0 | 0- 0 | | 0- 0 | | NEUTRAL | | 0- 0 | | 0- 0 | 0- 0 |
| 2- 3 | 0- 0 | | 0- 0 | | CONFERENCE | | 0- 0 | | 0- 0 | 2- 3 |
| 1- 1 | 0- 0 | | 0- 0 | | HOME | | 0- 0 | | 0- 0 | 1- 1 |
| 1- 2 | 0- 0 | | 0- 0 | | AWAY | | 0- 0 | | 0- 0 | 1- 2 |
| 0- 0 | 0- 0 | | 0- 0 | | NEUTRAL | | 0- 0 | | 0- 0 | 0- 0 |

| RPI 1-25 | | | | RPI 26-50 | | | | RPI 51-100 | | | | RPI 101+ | | | | Team's RPI: 234 | |
|--------------------|---|----------|-------|-----------|---|------------------|-------|------------|-----|----------|--------------------|----------|----|--------------------|-------|-----------------|--|
| RPI | S | Opponent | Score | RPI | S | Opponent | Score | RPI | S | Opponent | Score | RPI | S | Opponent | Score | | |
| | | | | | | | | | | | | 147 | A | San Diego | 72 | 67 | |
| | | | | | | | | | | | | 185 | A | UNLV | 64 | 58 | |
| | | | | | | | | | | | | 187 | A | Hawaii | 72 | 79 | |
| | | | | | | | | | | | | 194 | H | Montana | 69 | 71 | |
| | | | | | | | | | | | | 203 | A | Southern Utah | 63 | 79 | |
| | | | | | | | | | | | | 229 | H | Delaware | 55 | 72 | |
| | | | | | | | | | | | | 232 | A | San Francisco | 63 | 71 | |
| | | | | | | | | | | | | 245 | A | LMU (CA) | 79 | 74 | |
| | | | | | | | | | | | | 248 | A | CSUN | 57 | 63 | |
| | | | | | | | | | | | | 253 | A | Grand Canyon | 80 | 70 | |
| | | | | | | | | | | | | 263 | H | Long Beach St. | 69 | 65 | |
| | | | | | | | | | | | | 265 | A | San Diego St. | 45 | 55 | |
| | | | | | | | | | | | | 268 | A | UC Santa Barbara | 70 | 68 | |
| | | | | | | | | | | | | 268 | H | UC Santa Barbara | 66 | 75 | |
| | | | | | | | | | | | | 282 | H | Utah St. | 83 | 62 | |
| | | | | | | | | | | | | 296 | H | California Baptist | 97 | 93 | |
| | | | | | | | | | | | | 316 | H | Air Force | 79 | 70 | |
| | | | | | | | | | | | | 331 | H | Seattle U | 81 | 63 | |
| EAST 10 Division I | | | | | | | | | | | | | | | | | |
| | | | | 268 | H | UC Santa Barbara | 66 | 75 | 331 | H | Seattle U | 81 | 63 | | | | |
| | | | | 187 | A | Hawaii | 72 | 79 | 316 | H | Air Force | 79 | 70 | | | | |
| | | | | 248 | A | CSUN | 57 | 63 | 296 | H | California Baptist | 97 | 93 | | | | |
| | | | | 263 | H | Long Beach St. | 69 | 65 | 147 | A | San Diego | 72 | 67 | | | | |
| | | | | 268 | A | UC Santa Barbara | 70 | 68 | 232 | A | San Francisco | 63 | 71 | | | | |

Non-Div I Games:

Cal St. Fullerton

■ Loss, ■ Non-Conf, S Site, H Home A Away N Neutral

California

Through Games Of Jan. 26, 2020

| Average RPI Win: | 225 | WON-LOST | WINNING | LAST 10 | STRENGTH OF | OPP. STRENGTH | TEAM | ADJ. | CONF. | ADJ CONF. |
|-------------------|----------|-----------|----------------|------------|-------------|---------------|------|------|-------|-----------|
| Average RPI Loss: | 48 | RECORD | PCT. RANK | GAMES | SCHEDULE | OF SCHEDULE | RPI | RPI | RPI | RPI |
| DIV. I ONLY | 8- 11 | 220 | 1-9 | 17 | 63 | 126 | 126 | 1 | 1 | |
| DIV. I NON-CONF. | 8- 3 | 68 | 1-1 | 85 | 234 | 67 | 67 | 1 | 1 | |
| TOTALS | RPI 1-25 | RPI 26-50 | W-L RECORDS | RPI 51-100 | RPI 101-150 | RPI 150+ | | | | |
| 8- 11 | 0- 6 | 1- 1 | OVERALL | 0- 2 | 0- 2 | 7- 0 | | | | |
| 7- 6 | 0- 2 | 1- 1 | HOME | 0- 2 | 0- 1 | 6- 0 | | | | |
| 1- 5 | 0- 4 | 0- 0 | AWAY | 0- 0 | 0- 1 | 1- 0 | | | | |
| 0- 0 | 0- 0 | 0- 0 | NEUTRAL | 0- 0 | 0- 0 | 0- 0 | | | | |
| 8- 3 | 0- 2 | 1- 0 | NON-CONFERENCE | 0- 0 | 0- 1 | 7- 0 | | | | |
| 7- 1 | 0- 1 | 1- 0 | HOME | 0- 0 | 0- 0 | 6- 0 | | | | |
| 1- 2 | 0- 1 | 0- 0 | AWAY | 0- 0 | 0- 1 | 1- 0 | | | | |
| 0- 0 | 0- 0 | 0- 0 | NEUTRAL | 0- 0 | 0- 0 | 0- 0 | | | | |
| 0- 8 | 0- 4 | 0- 1 | CONFERENCE | 0- 2 | 0- 1 | 0- 0 | | | | |
| 0- 5 | 0- 1 | 0- 1 | HOME | 0- 2 | 0- 1 | 0- 0 | | | | |
| 0- 3 | 0- 3 | 0- 0 | AWAY | 0- 0 | 0- 0 | 0- 0 | | | | |
| 0- 0 | 0- 0 | 0- 0 | NEUTRAL | 0- 0 | 0- 0 | 0- 0 | | | | |

| RPI S Opponent Score | RPI S Opponent Score | RPI S Opponent Score | RPI S Opponent Score |
|-----------------------|---------------------------|---------------------------|----------------------------|
| 2 A Oregon 55 105 | 43 H Colorado 50 62 | 85 H Washington St. 75 96 | 107 H Washington 64 67 |
| 5 A Stanford 40 73 | 47 H Arkansas 84 80 | 97 H Utah 62 71 | 140 A Harvard 53 56 |
| 5 H Stanford 65 79 | | | 168 H Santa Clara 69 65 |
| 7 A UConn 61 72 | | | 200 H Boston U. 73 62 |
| 13 A Oregon St. 44 81 | | | 253 H Grand Canyon 72 53 |
| 20 H Kentucky 61 63 | | | 263 H Long Beach St. 68 45 |
| | | | 265 A San Diego St. 74 48 |
| | | | 278 H UC Riverside 84 61 |
| | | | 327 H N.C. Central 90 69 |
| LAST 10 Division I | | | |
| 43 H Colorado 50 62 | 5 A Stanford 40 73 | | |
| 97 H Utah 62 71 | 85 H Washington St. 75 96 | | |
| 2 A Oregon 55 105 | 107 H Washington 64 67 | | |
| 13 A Oregon St. 44 81 | 253 H Grand Canyon 72 53 | | |
| 5 H Stanford 65 79 | 20 H Kentucky 61 63 | | |

Non-Div I Games:

California

Loss, Non-Conf, S Site, H Home A Away N Neutral

| | | | | | | | | | | |
|--|------|----------|-----------|----------------|--|---------------|-------------|----------|-------|-----------|
| <div> <div>Average RPI Win: 265</div> <div>WON-LOST</div> <div>WINNING</div> <div>LAST 10</div> </div> | | | | STRENGTH OF | | OPP. STRENGTH | TEAM | ADJ. | CONF. | ADJ CONF. |
| <div> <div>Average RPI Loss: 219</div> <div>RECORD</div> <div>PCT. RANK</div> <div>GAMES</div> </div> | | | | SCHEDULE | | OF SCHEDULE | RPI | RPI | RPI | RPI |
| DIV. I ONLY | | | | 295 | | 322 | 296 | 296 | 32 | 32 |
| DIV. I NON-CONF. | | | | 240 | | 314 | 239 | 239 | 32 | 32 |
| TOTALS | | RPI 1-25 | RPI 26-50 | W-L RECORDS | | RPI 51-100 | RPI 101-150 | RPI 150+ | | |
| 7- 11 | 0- 1 | | 0- 0 | OVERALL | | 0- 0 | 0- 0 | 7- 10 | | |
| 5- 3 | 0- 0 | | 0- 0 | HOME | | 0- 0 | 0- 0 | 5- 3 | | |
| 2- 5 | 0- 0 | | 0- 0 | AWAY | | 0- 0 | 0- 0 | 2- 5 | | |
| 0- 3 | 0- 1 | | 0- 0 | NEUTRAL | | 0- 0 | 0- 0 | 0- 2 | | |
| 6- 6 | 0- 1 | | 0- 0 | NON-CONFERENCE | | 0- 0 | 0- 0 | 6- 5 | | |
| 5- 1 | 0- 0 | | 0- 0 | HOME | | 0- 0 | 0- 0 | 5- 1 | | |
| 1- 2 | 0- 0 | | 0- 0 | AWAY | | 0- 0 | 0- 0 | 1- 2 | | |
| 0- 3 | 0- 1 | | 0- 0 | NEUTRAL | | 0- 0 | 0- 0 | 0- 2 | | |
| 1- 5 | 0- 0 | | 0- 0 | CONFERENCE | | 0- 0 | 0- 0 | 1- 5 | | |
| 0- 2 | 0- 0 | | 0- 0 | HOME | | 0- 0 | 0- 0 | 0- 2 | | |
| 1- 3 | 0- 0 | | 0- 0 | AWAY | | 0- 0 | 0- 0 | 1- 3 | | |
| 0- 0 | 0- 0 | | 0- 0 | NEUTRAL | | 0- 0 | 0- 0 | 0- 0 | | |

| RPI 1-25 | | | | RPI 26-50 | | | | RPI 51-100 | | | | RPI 101+ | | | | Team's RPI: 296 | |
|--------------------|---|----------|-------|-----------|---|-----------------|-------|------------|---|-------------------|-------|----------|---|-------------------|-------|-----------------|--|
| RPI | S | Opponent | Score | RPI | S | Opponent | Score | RPI | S | Opponent | Score | RPI | S | Opponent | Score | | |
| 5 | N | Stanford | 78 83 | | | | | | | | | 158 | H | CSU Bakersfield | 61 66 | | |
| | | | | | | | | | | | | 161 | N | Houston | 75 96 | | |
| | | | | | | | | | | | | 192 | N | Bowling Green | 60 98 | | |
| | | | | | | | | | | | | 206 | H | Northern Ariz. | 98 79 | | |
| | | | | | | | | | | | | 227 | A | UMKC | 65 75 | | |
| | | | | | | | | | | | | 234 | A | Cal St. Fullerton | 93 97 | | |
| | | | | | | | | | | | | 248 | H | CSUN | 64 56 | | |
| | | | | | | | | | | | | 253 | H | Grand Canyon | 58 62 | | |
| | | | | | | | | | | | | 256 | A | Idaho St. | 74 68 | | |
| | | | | | | | | | | | | 263 | H | Long Beach St. | 79 70 | | |
| | | | | | | | | | | | | 265 | H | San Diego St. | 68 80 | | |
| | | | | | | | | | | | | 266 | H | Alabama A&M | 60 55 | | |
| | | | | | | | | | | | | 268 | H | UC Santa Barbara | 85 81 | | |
| | | | | | | | | | | | | 278 | A | UC Riverside | 64 80 | | |
| | | | | | | | | | | | | 310 | A | New Mexico St. | 56 57 | | |
| | | | | | | | | | | | | 324 | A | UTRGV | 68 87 | | |
| | | | | | | | | | | | | 347 | A | Chicago St. | 80 65 | | |
| LAST 10 Division I | | | | | | | | | | | | | | | | | |
| | | | | 227 | A | UMKC | 65 75 | 310 | A | New Mexico St. | 56 57 | | | | | | |
| | | | | 347 | A | Chicago St. | 80 65 | 265 | H | San Diego St. | 68 80 | | | | | | |
| | | | | 253 | H | Grand Canyon | 58 62 | 256 | A | Idaho St. | 74 68 | | | | | | |
| | | | | 158 | H | CSU Bakersfield | 61 66 | 234 | A | Cal St. Fullerton | 93 97 | | | | | | |
| | | | | 324 | A | UTRGV | 68 87 | 278 | A | UC Riverside | 64 80 | | | | | | |

| | | | | | | |
|------------------|-------------|-----|----|--------------|----|----|
| Non-Div I Games: | Ottawa (AZ) | 103 | 75 | LIFE Pacific | 93 | 48 |
|------------------|-------------|-----|----|--------------|----|----|

California Baptist

Loss, Non-Conf, S Site, H Home A Away N Neutral

| | | | | | | | | | | |
|-------------------|----------|-----------|----------------|------------|-------------|---------------|------|------|-------|-----------|
| Average RPI Win: | 255 | WON-LOST | WINNING | LAST 10 | STRENGTH OF | OPP. STRENGTH | TEAM | ADJ. | CONF. | ADJ CONF. |
| Average RPI Loss: | 198 | RECORD | PCT. RANK | GAMES | SCHEDULE | OF SCHEDULE | RPI | RPI | RPI | RPI |
| DIV. I ONLY | 11- 5 | 63 | 8-2 | 298 | 335 | 142 | 142 | 26 | 26 | |
| DIV. I NON-CONF. | 3- 4 | 201 | 0-1 | 287 | 264 | 232 | 232 | 27 | 27 | |
| TOTALS | RPI 1-25 | RPI 26-50 | W-L RECORDS | RPI 51-100 | RPI 101-150 | RPI 150+ | | | | |
| 11- 5 | 0- 0 | 0- 1 | OVERALL | 0- 1 | 1- 0 | 10- 3 | | | | |
| 7- 0 | 0- 0 | 0- 0 | HOME | 0- 0 | 1- 0 | 6- 0 | | | | |
| 4- 5 | 0- 0 | 0- 1 | AWAY | 0- 1 | 0- 0 | 4- 3 | | | | |
| 0- 0 | 0- 0 | 0- 0 | NEUTRAL | 0- 0 | 0- 0 | 0- 0 | | | | |
| 3- 4 | 0- 0 | 0- 1 | NON-CONFERENCE | 0- 1 | 1- 0 | 2- 2 | | | | |
| 2- 0 | 0- 0 | 0- 0 | HOME | 0- 0 | 1- 0 | 1- 0 | | | | |
| 1- 4 | 0- 0 | 0- 1 | AWAY | 0- 1 | 0- 0 | 1- 2 | | | | |
| 0- 0 | 0- 0 | 0- 0 | NEUTRAL | 0- 0 | 0- 0 | 0- 0 | | | | |
| 8- 1 | 0- 0 | 0- 0 | CONFERENCE | 0- 0 | 0- 0 | 8- 1 | | | | |
| 5- 0 | 0- 0 | 0- 0 | HOME | 0- 0 | 0- 0 | 5- 0 | | | | |
| 3- 1 | 0- 0 | 0- 0 | AWAY | 0- 0 | 0- 0 | 3- 1 | | | | |
| 0- 0 | 0- 0 | 0- 0 | NEUTRAL | 0- 0 | 0- 0 | 0- 0 | | | | |

| RPI 1-25 | | | | RPI 26-50 | | | | RPI 51-100 | | | | RPI 101+ Team's RPI: 142 | | | |
|--------------------|---|----------|-------|-----------|---|----------------|-------|------------|---|---------------|-------|--------------------------|---|----------------|-------|
| RPI | S | Opponent | Score | RPI | S | Opponent | Score | RPI | S | Opponent | Score | RPI | S | Opponent | Score |
| | | | | 32 | A | Old Dominion | 44 59 | 67 | A | Wake Forest | 46 74 | 121 | H | UNC Greensboro | 72 64 |
| | | | | | | | | | | | | 183 | A | Hampton | 68 31 |
| | | | | | | | | | | | | 208 | H | High Point | 73 36 |
| | | | | | | | | | | | | 235 | H | Kennesaw St. | 63 51 |
| | | | | | | | | | | | | 237 | H | Gardner-Webb | 48 44 |
| | | | | | | | | | | | | 249 | H | Winthrop | 63 47 |
| | | | | | | | | | | | | 257 | A | UNC Asheville | 52 60 |
| | | | | | | | | | | | | 270 | A | Longwood | 70 55 |
| | | | | | | | | | | | | 299 | A | Presbyterian | 53 47 |
| | | | | | | | | | | | | 305 | A | Hofstra | 55 58 |
| | | | | | | | | | | | | 327 | A | N.C. Central | 64 67 |
| | | | | | | | | | | | | 332 | A | Western Caro. | 61 40 |
| | | | | | | | | | | | | 333 | H | Charleston So. | 61 36 |
| | | | | | | | | | | | | 341 | H | USC Upstate | 50 38 |
| LAST 10 Division I | | | | | | | | | | | | | | | |
| | | | | 333 | H | Charleston So. | 61 36 | 270 | A | Longwood | 70 55 | | | | |
| | | | | 299 | A | Presbyterian | 53 47 | 257 | A | UNC Asheville | 52 60 | | | | |
| | | | | 249 | H | Winthrop | 63 47 | 341 | H | USC Upstate | 50 38 | | | | |
| | | | | 183 | A | Hampton | 68 31 | 208 | H | High Point | 73 36 | | | | |
| | | | | 237 | H | Gardner-Webb | 48 44 | 305 | A | Hofstra | 55 58 | | | | |

Non-Div I Games: St. Andrews 122 56 Bluefield Col. 65 41

Campbell

| | | | | | | | | | | |
|-------------------|----------|-----------|----------------|------------|-------------|---------------|------|------|-------|-----------|
| Average RPI Win: | 285 | WON-LOST | WINNING | LAST 10 | STRENGTH OF | OPP. STRENGTH | TEAM | ADJ. | CONF. | ADJ CONF. |
| Average RPI Loss: | 207 | RECORD | PCT. RANK | GAMES | SCHEDULE | OF SCHEDULE | RPI | RPI | RPI | RPI |
| DIV. I ONLY | 2- 15 | 336 | 1-9 | 272 | 315 | 336 | 336 | 24 | 24 | |
| DIV. I NON-CONF. | 1- 8 | 322 | 0-2 | 306 | 272 | 342 | 342 | 25 | 25 | |
| TOTALS | RPI 1-25 | RPI 26-50 | W-L RECORDS | RPI 51-100 | RPI 101-150 | RPI 150+ | | | | |
| 2- 15 | 0- 0 | 0- 0 | OVERALL | 0- 4 | 0- 0 | 2- 11 | | | | |
| 1- 6 | 0- 0 | 0- 0 | HOME | 0- 3 | 0- 0 | 1- 3 | | | | |
| 1- 8 | 0- 0 | 0- 0 | AWAY | 0- 1 | 0- 0 | 1- 7 | | | | |
| 0- 1 | 0- 0 | 0- 0 | NEUTRAL | 0- 0 | 0- 0 | 0- 1 | | | | |
| 1- 8 | 0- 0 | 0- 0 | NON-CONFERENCE | 0- 2 | 0- 0 | 1- 6 | | | | |
| 1- 2 | 0- 0 | 0- 0 | HOME | 0- 1 | 0- 0 | 1- 1 | | | | |
| 0- 5 | 0- 0 | 0- 0 | AWAY | 0- 1 | 0- 0 | 0- 4 | | | | |
| 0- 1 | 0- 0 | 0- 0 | NEUTRAL | 0- 0 | 0- 0 | 0- 1 | | | | |
| 1- 7 | 0- 0 | 0- 0 | CONFERENCE | 0- 2 | 0- 0 | 1- 5 | | | | |
| 0- 4 | 0- 0 | 0- 0 | HOME | 0- 2 | 0- 0 | 0- 2 | | | | |
| 1- 3 | 0- 0 | 0- 0 | AWAY | 0- 0 | 0- 0 | 1- 3 | | | | |
| 0- 0 | 0- 0 | 0- 0 | NEUTRAL | 0- 0 | 0- 0 | 0- 0 | | | | |

| RPI 1-25 | | | | RPI 26-50 | | | | RPI 51-100 | | | | RPI 101+ Team's RPI: 336 | | | |
|--------------------|---|----------|-------|-----------|---|---------------|-------|------------|---|-----------------|-------|--------------------------|---|-----------------|-------|
| RPI | S | Opponent | Score | RPI | S | Opponent | Score | RPI | S | Opponent | Score | RPI | S | Opponent | Score |
| | | | | | | | | 68 | A | Buffalo | 55 71 | 155 | A | Toledo | 65 83 |
| | | | | | | | | 73 | H | Marist | 59 90 | 182 | A | Quinnipiac | 71 74 |
| | | | | | | | | 91 | H | Colgate | 69 90 | 210 | A | Youngstown St. | 59 87 |
| | | | | | | | | 95 | H | Rider | 57 70 | 222 | A | Manhattan | 50 68 |
| | | | | | | | | | | | | 243 | A | Stetson | 52 68 |
| | | | | | | | | | | | | 252 | A | Fairfield | 70 72 |
| | | | | | | | | | | | | 280 | N | Appalachian St. | 57 74 |
| | | | | | | | | | | | | 281 | A | Vermont | 53 76 |
| | | | | | | | | | | | | 283 | H | St. Bonaventure | 84 82 |
| | | | | | | | | | | | | 286 | A | Monmouth | 71 62 |
| | | | | | | | | | | | | 304 | H | Siena | 63 68 |
| | | | | | | | | | | | | 313 | H | Albany (NY) | 53 70 |
| | | | | | | | | | | | | 337 | H | Saint Peter's | 68 86 |
| LAST 10 Division I | | | | | | | | | | | | | | | |
| | | | | 337 | H | Saint Peter's | 68 86 | 73 | H | Marist | 59 90 | | | | |
| | | | | 95 | H | Rider | 57 70 | 286 | A | Monmouth | 71 62 | | | | |
| | | | | 182 | A | Quinnipiac | 71 74 | 222 | A | Manhattan | 50 68 | | | | |
| | | | | 252 | A | Fairfield | 70 72 | 155 | A | Toledo | 65 83 | | | | |
| | | | | 304 | H | Siena | 63 68 | 280 | N | Appalachian St. | 57 74 | | | | |

Non-Div I Games:

Canisius

Central Ark.

Through Games Of Jan. 26, 2020

| Average RPI Win: | 285 | WON-LOST | WINNING | LAST 10 | STRENGTH OF | OPP. STRENGTH | TEAM | ADJ. | CONF. | ADJ CONF. |
|-------------------|----------|-----------|----------------|------------|-------------|---------------|------|------|-------|-----------|
| Average RPI Loss: | 129 | RECORD | PCT. RANK | GAMES | SCHEDULE | OF SCHEDULE | RPI | RPI | RPI | RPI |
| DIV. I ONLY | 5- 10 | 260 | 4-6 | 126 | 288 | 207 | 207 | 23 | 23 | |
| DIV. I NON-CONF. | 1- 5 | 313 | 0-1 | 31 | 157 | 215 | 215 | 20 | 20 | |
| TOTALS | RPI 1-25 | RPI 26-50 | W-L RECORDS | RPI 51-100 | RPI 101-150 | RPI 150+ | | | | |
| 5- 10 | 0- 1 | 0- 0 | OVERALL | 0- 2 | 0- 4 | 5- 3 | | | | |
| 2- 3 | 0- 0 | 0- 0 | HOME | 0- 1 | 0- 1 | 2- 1 | | | | |
| 3- 7 | 0- 1 | 0- 0 | AWAY | 0- 1 | 0- 3 | 3- 2 | | | | |
| 0- 0 | 0- 0 | 0- 0 | NEUTRAL | 0- 0 | 0- 0 | 0- 0 | | | | |
| 1- 5 | 0- 1 | 0- 0 | NON-CONFERENCE | 0- 1 | 0- 1 | 1- 2 | | | | |
| 1- 0 | 0- 0 | 0- 0 | HOME | 0- 0 | 0- 0 | 1- 0 | | | | |
| 0- 5 | 0- 1 | 0- 0 | AWAY | 0- 1 | 0- 1 | 0- 2 | | | | |
| 0- 0 | 0- 0 | 0- 0 | NEUTRAL | 0- 0 | 0- 0 | 0- 0 | | | | |
| 4- 5 | 0- 0 | 0- 0 | CONFERENCE | 0- 1 | 0- 3 | 4- 1 | | | | |
| 1- 3 | 0- 0 | 0- 0 | HOME | 0- 1 | 0- 1 | 1- 1 | | | | |
| 3- 2 | 0- 0 | 0- 0 | AWAY | 0- 0 | 0- 2 | 3- 0 | | | | |
| 0- 0 | 0- 0 | 0- 0 | NEUTRAL | 0- 0 | 0- 0 | 0- 0 | | | | |

| RPI S | Opponent | Score | RPI S | Opponent | Score | RPI S | Opponent | Score | RPI S | Opponent | Score | Team's RPI: 207 |
|--------------------|---------------------|--------|-------|----------------------|-------|-------|---------------------|-------|-------|----------------------|--------|-----------------|
| 18 | A Texas A&M | 46 76 | | | | 51 | A Tennessee | 36 63 | 125 | A Tulane | 38 65 | |
| | | | | | | 81 | H Abilene Christian | 64 74 | 137 | A SFA | 41 102 | |
| | | | | | | | | | 141 | A A&M-Corpus Christi | 47 67 | |
| | | | | | | | | | 149 | H New Orleans | 37 49 | |
| | | | | | | | | | 163 | H Sam Houston St. | 54 72 | |
| | | | | | | | | | 170 | H Jackson St. | 57 54 | |
| | | | | | | | | | 199 | A Little Rock | 48 63 | |
| | | | | | | | | | 228 | A Northern Ky. | 56 72 | |
| | | | | | | | | | 295 | A Nicholls St. | 53 46 | |
| | | | | | | | | | 311 | A Incarnate Word | 47 37 | |
| | | | | | | | | | 318 | A McNeese | 70 57 | |
| | | | | | | | | | 330 | H Houston Baptist | 63 39 | |
| LAST 10 Division I | | | | | | | | | | | | |
| 81 | H Abilene Christian | 64 74 | 318 | A McNeese | 70 57 | | | | | | | |
| 295 | A Nicholls St. | 53 46 | 330 | H Houston Baptist | 63 39 | | | | | | | |
| 137 | A SFA | 41 102 | 141 | A A&M-Corpus Christi | 47 67 | | | | | | | |
| 163 | H Sam Houston St. | 54 72 | 311 | A Incarnate Word | 47 37 | | | | | | | |
| 149 | H New Orleans | 37 49 | 18 | A Texas A&M | 46 76 | | | | | | | |

Non-Div I Games: Hendrix 104 28 Central Baptist 66 43 Crowley's Ridge 82 26

Central Ark.

Loss, Non-Conf, S Site, H Home A Away N Neutral

| | | | | | | | | | | |
|-------------------|----------|-----------|----------------|------------|-------------|---------------|------|------|-------|-----------|
| Average RPI Win: | 319 | WON-LOST | WINNING | LAST 10 | STRENGTH OF | OPP. STRENGTH | TEAM | ADJ. | CONF. | ADJ CONF. |
| Average RPI Loss: | 208 | RECORD | PCT. RANK | GAMES | SCHEDULE | OF SCHEDULE | RPI | RPI | RPI | RPI |
| DIV. I ONLY | 2- 17 | 338 | 2-8 | 308 | 312 | 344 | 344 | 29 | 29 | |
| DIV. I NON-CONF. | 1- 10 | 329 | 1-1 | 273 | 268 | 330 | 330 | 30 | 30 | |
| TOTALS | RPI 1-25 | RPI 26-50 | W-L RECORDS | RPI 51-100 | RPI 101-150 | RPI 150+ | | | | |
| 2- 17 | 0- 0 | 0- 1 | OVERALL | 0- 1 | 0- 3 | 2- 12 | | | | |
| 1- 6 | 0- 0 | 0- 0 | HOME | 0- 0 | 0- 1 | 1- 5 | | | | |
| 1- 11 | 0- 0 | 0- 1 | AWAY | 0- 1 | 0- 2 | 1- 7 | | | | |
| 0- 0 | 0- 0 | 0- 0 | NEUTRAL | 0- 0 | 0- 0 | 0- 0 | | | | |
| 1- 10 | 0- 0 | 0- 1 | NON-CONFERENCE | 0- 1 | 0- 2 | 1- 6 | | | | |
| 0- 3 | 0- 0 | 0- 0 | HOME | 0- 0 | 0- 0 | 0- 3 | | | | |
| 1- 7 | 0- 0 | 0- 1 | AWAY | 0- 1 | 0- 2 | 1- 3 | | | | |
| 0- 0 | 0- 0 | 0- 0 | NEUTRAL | 0- 0 | 0- 0 | 0- 0 | | | | |
| 1- 7 | 0- 0 | 0- 0 | CONFERENCE | 0- 0 | 0- 1 | 1- 6 | | | | |
| 1- 3 | 0- 0 | 0- 0 | HOME | 0- 0 | 0- 1 | 1- 2 | | | | |
| 0- 4 | 0- 0 | 0- 0 | AWAY | 0- 0 | 0- 0 | 0- 4 | | | | |
| 0- 0 | 0- 0 | 0- 0 | NEUTRAL | 0- 0 | 0- 0 | 0- 0 | | | | |

| RPI S | Opponent | Score | RPI S | Opponent | Score | RPI S | Opponent | Score | RPI S | Opponent | Score | Team's RPI: 344 |
|--------------------|----------|-------|-------|---------------------|-------|-------|----------|--------------------|-------|---------------------|-------|-----------------|
| | | | 31 A | FGCU | 60 94 | 68 A | Buffalo | 56 61 | 109 A | Duquesne | 33 72 | |
| | | | | | | | | | 115 A | Lehigh | 51 70 | |
| | | | | | | | | | 138 H | Robert Morris | 56 86 | |
| | | | | | | | | | 167 A | Fla. Atlantic | 54 72 | |
| | | | | | | | | | 171 H | Merrimack | 56 65 | |
| | | | | | | | | | 220 H | UMass Lowell | 54 56 | |
| | | | | | | | | | 223 H | Saint Francis (PA) | 52 64 | |
| | | | | | | | | | 224 H | Brown | 73 83 | |
| | | | | | | | | | 240 A | Mt. St. Mary's | 64 72 | |
| | | | | | | | | | 272 A | Sacred Heart | 58 66 | |
| | | | | | | | | | 279 A | New Hampshire | 59 70 | |
| | | | | | | | | | 285 A | Pittsburgh | 73 81 | |
| | | | | | | | | | 292 H | Wagner | 66 63 | |
| | | | | | | | | | 313 H | Albany (NY) | 63 73 | |
| | | | | | | | | | 335 A | Fairleigh Dickinson | 47 66 | |
| | | | | | | | | | 345 A | Hartford | 61 54 | |
| | | | | | | | | | 348 A | LIU Brooklyn | 61 63 | |
| LAST 10 Division I | | | | | | | | | | | | |
| | | | 292 H | Wagner | 66 63 | | 272 A | Sacred Heart | 58 66 | | | |
| | | | 335 A | Fairleigh Dickinson | 47 66 | | 223 H | Saint Francis (PA) | 52 64 | | | |
| | | | 240 A | Mt. St. Mary's | 64 72 | | 138 H | Robert Morris | 56 86 | | | |
| | | | 348 A | LIU Brooklyn | 61 63 | | 345 A | Hartford | 61 54 | | | |
| | | | 171 H | Merrimack | 56 65 | | 31 A | FGCU | 60 94 | | | |

Non-Div I Games:

Central Conn. St.

■ Loss,
 ■ Non-Conf, S Site,
 ■ Home
 ■ Away
 N Neutral

| | | | | | | | | | | |
|-------------------|----------|-----------|----------------|------------|-------------|---------------|------|------|-------|-----------|
| Average RPI Win: | 144 | WON-LOST | WINNING | LAST 10 | STRENGTH OF | OPP. STRENGTH | TEAM | ADJ. | CONF. | ADJ CONF. |
| Average RPI Loss: | 58 | RECORD | PCT. RANK | GAMES | SCHEDULE | OF SCHEDULE | RPI | RPI | RPI | RPI |
| DIV. I ONLY | 14- 4 | 39 | 9-1 | 26 | 106 | 22 | 22 | 10 | 10 | |
| DIV. I NON-CONF. | 7- 4 | 100 | 2-1 | 23 | 57 | 31 | 31 | 10 | 10 | |
| TOTALS | RPI 1-25 | RPI 26-50 | W-L RECORDS | RPI 51-100 | RPI 101-150 | RPI 150+ | | | | |
| 14- 4 | 0- 1 | 0- 1 | OVERALL | 5- 1 | 2- 1 | 7- 0 | | | | |
| 7- 1 | 0- 0 | 0- 0 | HOME | 3- 0 | 1- 1 | 3- 0 | | | | |
| 7- 3 | 0- 1 | 0- 1 | AWAY | 2- 1 | 1- 0 | 4- 0 | | | | |
| 0- 0 | 0- 0 | 0- 0 | NEUTRAL | 0- 0 | 0- 0 | 0- 0 | | | | |
| 7- 4 | 0- 1 | 0- 1 | NON-CONFERENCE | 3- 1 | 1- 1 | 3- 0 | | | | |
| 4- 1 | 0- 0 | 0- 0 | HOME | 2- 0 | 1- 1 | 1- 0 | | | | |
| 3- 3 | 0- 1 | 0- 1 | AWAY | 1- 1 | 0- 0 | 2- 0 | | | | |
| 0- 0 | 0- 0 | 0- 0 | NEUTRAL | 0- 0 | 0- 0 | 0- 0 | | | | |
| 7- 0 | 0- 0 | 0- 0 | CONFERENCE | 2- 0 | 1- 0 | 4- 0 | | | | |
| 3- 0 | 0- 0 | 0- 0 | HOME | 1- 0 | 0- 0 | 2- 0 | | | | |
| 4- 0 | 0- 0 | 0- 0 | AWAY | 1- 0 | 1- 0 | 2- 0 | | | | |
| 0- 0 | 0- 0 | 0- 0 | NEUTRAL | 0- 0 | 0- 0 | 0- 0 | | | | |

| RPI 1-25 | | | | Team's RPI: 22 | RPI 26-50 | | | | RPI 51-100 | | | | RPI 101+ | | | | | | |
|--------------------|---|------------|-------|----------------|-----------|---|---------------|-------|------------|-----|---|------------------|----------|----|-----|---|-----------------|-------|-----|
| RPI | S | Opponent | Score | | RPI | S | Opponent | Score | | RPI | S | Opponent | Score | | RPI | S | Opponent | Score | |
| 3 | A | Louisville | 63 | 76 | 28 | A | Western Ky. | 58 | 93 | 58 | A | UCF | 58 | 64 | 132 | A | Western Mich. | 80 | 70 |
| | | | | | | | | | | 65 | H | Ball St. | 66 | 39 | 133 | H | Northeastern | 79 | 63 |
| | | | | | | | | | | 73 | H | Marist | 77 | 54 | 143 | H | Green Bay | 105 | 111 |
| | | | | | | | | | | 77 | A | Ohio | 73 | 71 | 151 | A | Bethune-Cookman | 92 | 67 |
| | | | | | | | | | | 79 | H | Dayton | 81 | 80 | 155 | H | Toledo | 73 | 66 |
| | | | | | | | | | | 90 | A | South Dakota St. | 79 | 74 | 179 | A | Eastern Mich. | 89 | 82 |
| | | | | | | | | | | | | | | | 189 | H | Miami (OH) | 76 | 70 |
| | | | | | | | | | | | | | | | 196 | A | Akron | 77 | 72 |
| | | | | | | | | | | | | | | | 225 | H | Iona | 70 | 50 |
| | | | | | | | | | | | | | | | 273 | A | Oakland | 65 | 47 |
| LAST 10 Division I | | | | | | | | | | | | | | | | | | | |
| | | | | | 155 | H | Toledo | 73 | 66 | 77 | A | Ohio | 73 | 71 | | | | | |
| | | | | | 179 | A | Eastern Mich. | 89 | 82 | 196 | A | Akron | 77 | 72 | | | | | |
| | | | | | 132 | A | Western Mich. | 80 | 70 | 58 | A | UCF | 58 | 64 | | | | | |
| | | | | | 65 | H | Ball St. | 66 | 39 | 151 | A | Bethune-Cookman | 92 | 67 | | | | | |
| | | | | | 189 | H | Miami (OH) | 76 | 70 | 273 | A | Oakland | 65 | 47 | | | | | |

Non-Div I Games:

Central Mich.

Charleston So.

Through Games Of Jan. 26, 2020

| | | | | | | | | | | |
|-------------------|----------|-----------|----------------|------------|-------------|---------------|------|------|-------|-----------|
| Average RPI Win: | 257 | WON-LOST | WINNING | LAST 10 | STRENGTH OF | OPP. STRENGTH | TEAM | ADJ. | CONF. | ADJ CONF. |
| Average RPI Loss: | 213 | RECORD | PCT. RANK | GAMES | SCHEDULE | OF SCHEDULE | RPI | RPI | RPI | RPI |
| DIV. I ONLY | 1- 15 | 344 | 1-9 | 219 | 346 | 333 | 333 | 26 | 26 | |
| DIV. I NON-CONF. | 0- 7 | 338 | 0-1 | 213 | 326 | 340 | 340 | 27 | 27 | |
| TOTALS | RPI 1-25 | RPI 26-50 | W-L RECORDS | RPI 51-100 | RPI 101-150 | RPI 150+ | | | | |
| 1- 15 | 0- 1 | 0- 0 | OVERALL | 0- 1 | 0- 1 | 1- 12 | | | | |
| 0- 8 | 0- 0 | 0- 0 | HOME | 0- 0 | 0- 0 | 0- 8 | | | | |
| 1- 7 | 0- 1 | 0- 0 | AWAY | 0- 1 | 0- 1 | 1- 4 | | | | |
| 0- 0 | 0- 0 | 0- 0 | NEUTRAL | 0- 0 | 0- 0 | 0- 0 | | | | |
| 0- 7 | 0- 1 | 0- 0 | NON-CONFERENCE | 0- 1 | 0- 0 | 0- 5 | | | | |
| 0- 4 | 0- 0 | 0- 0 | HOME | 0- 0 | 0- 0 | 0- 4 | | | | |
| 0- 3 | 0- 1 | 0- 0 | AWAY | 0- 1 | 0- 0 | 0- 1 | | | | |
| 0- 0 | 0- 0 | 0- 0 | NEUTRAL | 0- 0 | 0- 0 | 0- 0 | | | | |
| 1- 8 | 0- 0 | 0- 0 | CONFERENCE | 0- 0 | 0- 1 | 1- 7 | | | | |
| 0- 4 | 0- 0 | 0- 0 | HOME | 0- 0 | 0- 0 | 0- 4 | | | | |
| 1- 4 | 0- 0 | 0- 0 | AWAY | 0- 0 | 0- 1 | 1- 3 | | | | |
| 0- 0 | 0- 0 | 0- 0 | NEUTRAL | 0- 0 | 0- 0 | 0- 0 | | | | |

| RPI | S | Opponent | Score | RPI | S | Opponent | Score | RPI | S | Opponent | Score | RPI | S | Opponent | Score | Team's RPI: 333 |
|--------------------|---|---------------|-------|-----|---|--------------------|-------|-----|---|----------------|-------|-----|---|--------------------|-------|-----------------|
| 16 | A | Florida St. | 36 88 | | | | | 57 | A | North Carolina | 54 85 | 142 | A | Campbell | 36 61 | |
| | | | | | | | | | | | | 151 | H | Bethune-Cookman | 41 81 | |
| | | | | | | | | | | | | 183 | H | Hampton | 59 64 | |
| | | | | | | | | | | | | 193 | H | North Dakota | 57 73 | |
| | | | | | | | | | | | | 208 | H | High Point | 70 84 | |
| | | | | | | | | | | | | 230 | A | Radford | 35 72 | |
| | | | | | | | | | | | | 237 | H | Gardner-Webb | 52 79 | |
| | | | | | | | | | | | | 241 | H | Col. of Charleston | 70 79 | |
| | | | | | | | | | | | | 249 | H | Winthrop | 53 58 | |
| | | | | | | | | | | | | 257 | A | UNC Asheville | 60 48 | |
| | | | | | | | | | | | | 270 | A | Longwood | 64 84 | |
| | | | | | | | | | | | | 332 | A | Western Caro. | 64 69 | |
| | | | | | | | | | | | | 341 | A | USC Upstate | 53 70 | |
| | | | | | | | | | | | | 349 | H | South Carolina St. | 75 81 | |
| LAST 10 Division I | | | | | | | | | | | | | | | | |
| 249 | H | Winthrop | 53 58 | 270 | A | Longwood | 64 84 | | | | | | | | | |
| 142 | A | Campbell | 36 61 | 230 | A | Radford | 35 72 | | | | | | | | | |
| 183 | H | Hampton | 59 64 | 237 | H | Gardner-Webb | 52 79 | | | | | | | | | |
| 257 | A | UNC Asheville | 60 48 | 341 | A | USC Upstate | 53 70 | | | | | | | | | |
| 208 | H | High Point | 70 84 | 241 | H | Col. of Charleston | 70 79 | | | | | | | | | |

Non-Div I Games: Columbia (SC) 76 59 Virginia-Lynchburg 92 55

Charleston So.

Loss, Non-Conf, S Site, H Home A Away N Neutral

| | | | | | | | | | | |
|-------------------|----------|-----------|----------------|------------|-------------|---------------|------|------|-------|-----------|
| Average RPI Win: | 185 | WON-LOST | WINNING | LAST 10 | STRENGTH OF | OPP. STRENGTH | TEAM | ADJ. | CONF. | ADJ CONF. |
| Average RPI Loss: | 69 | RECORD | PCT. RANK | GAMES | SCHEDULE | OF SCHEDULE | RPI | RPI | RPI | RPI |
| DIV. I ONLY | 12- 6 | 76 | 6-4 | 139 | 80 | 76 | 76 | 13 | 13 | |
| DIV. I NON-CONF. | 9- 2 | 38 | 3-0 | 172 | 62 | 57 | 57 | 13 | 13 | |
| TOTALS | RPI 1-25 | RPI 26-50 | W-L RECORDS | RPI 51-100 | RPI 101-150 | RPI 150+ | | | | |
| 12- 6 | 0- 1 | 0- 2 | OVERALL | 3- 1 | 3- 1 | 6- 1 | | | | |
| 5- 2 | 0- 0 | 0- 1 | HOME | 0- 0 | 1- 1 | 4- 0 | | | | |
| 5- 4 | 0- 1 | 0- 1 | AWAY | 2- 1 | 1- 0 | 2- 1 | | | | |
| 2- 0 | 0- 0 | 0- 0 | NEUTRAL | 1- 0 | 1- 0 | 0- 0 | | | | |
| 9- 2 | 0- 1 | 0- 0 | NON-CONFERENCE | 3- 0 | 2- 1 | 4- 0 | | | | |
| 4- 1 | 0- 0 | 0- 0 | HOME | 0- 0 | 1- 1 | 3- 0 | | | | |
| 3- 1 | 0- 1 | 0- 0 | AWAY | 2- 0 | 0- 0 | 1- 0 | | | | |
| 2- 0 | 0- 0 | 0- 0 | NEUTRAL | 1- 0 | 1- 0 | 0- 0 | | | | |
| 3- 4 | 0- 0 | 0- 2 | CONFERENCE | 0- 1 | 1- 0 | 2- 1 | | | | |
| 1- 1 | 0- 0 | 0- 1 | HOME | 0- 0 | 0- 0 | 1- 0 | | | | |
| 2- 3 | 0- 0 | 0- 1 | AWAY | 0- 1 | 1- 0 | 1- 1 | | | | |
| 0- 0 | 0- 0 | 0- 0 | NEUTRAL | 0- 0 | 0- 0 | 0- 0 | | | | |

| RPI 1-25 | | | | RPI 26-50 | | | | RPI 51-100 | | | | RPI 101+ | | | |
|--------------------|---|---------------|-------|-----------|---|--------------|-------|------------|---|----------------|-------|----------|---|---------------|-------|
| RPI | S | Opponent | Score | RPI | S | Opponent | Score | RPI | S | Opponent | Score | RPI | S | Opponent | Score |
| 20 | A | Kentucky | 39 86 | 28 | H | Western Ky. | 56 60 | 52 | A | Middle Tenn. | 59 83 | 112 | A | UAB | 83 75 |
| | | | | 32 | A | Old Dominion | 51 54 | 67 | A | Wake Forest | 77 65 | 117 | H | Fordham | 51 76 |
| | | | | | | | | 89 | N | Boston College | 84 68 | 118 | H | Richmond | 78 59 |
| | | | | | | | | 100 | A | Davidson | 75 64 | 125 | N | Tulane | 60 56 |
| | | | | | | | | | | | | 167 | A | Fla. Atlantic | 44 65 |
| | | | | | | | | | | | | 229 | H | Delaware | 61 57 |
| | | | | | | | | | | | | 237 | H | Gardner-Webb | 74 49 |
| | | | | | | | | | | | | 247 | H | Marshall | 52 46 |
| | | | | | | | | | | | | 271 | A | East Carolina | 59 47 |
| | | | | | | | | | | | | 298 | A | FIU | 64 50 |
| | | | | | | | | | | | | 325 | H | UMES | 64 44 |
| LAST 10 Division I | | | | | | | | | | | | | | | |
| 298 | A | FIU | 64 50 | 52 | A | Middle Tenn. | 59 83 | | | | | | | | |
| 167 | A | Fla. Atlantic | 44 65 | 112 | A | UAB | 83 75 | | | | | | | | |
| 28 | H | Western Ky. | 56 60 | 325 | H | UMES | 64 44 | | | | | | | | |
| 247 | H | Marshall | 52 46 | 100 | A | Davidson | 75 64 | | | | | | | | |
| 32 | A | Old Dominion | 51 54 | 229 | H | Delaware | 61 57 | | | | | | | | |

Non-Div I Games:

Charlotte

Chattanooga

Through Games Of Jan. 26, 2020

| Average RPI Win: | 225 | WON-LOST | WINNING | LAST 10 | STRENGTH OF | OPP. STRENGTH | TEAM | ADJ. | CONF. | ADJ CONF. |
|-------------------|----------|-----------|----------------|------------|-------------|---------------|------|------|-------|-----------|
| Average RPI Loss: | 124 | RECORD | PCT. RANK | GAMES | SCHEDULE | OF SCHEDULE | RPI | RPI | RPI | RPI |
| DIV. I ONLY | 4- 16 | 309 | 3-7 | 64 | 162 | 233 | 233 | 25 | 25 | |
| DIV. I NON-CONF. | 1- 13 | 337 | 0-4 | 14 | 110 | 217 | 217 | 23 | 23 | |
| TOTALS | RPI 1-25 | RPI 26-50 | W-L RECORDS | RPI 51-100 | RPI 101-150 | RPI 150+ | | | | |
| 4- 16 | 0- 2 | 0- 1 | OVERALL | 0- 5 | 1- 2 | 3- 6 | | | | |
| 2- 6 | 0- 0 | 0- 1 | HOME | 0- 2 | 0- 0 | 2- 3 | | | | |
| 2- 10 | 0- 2 | 0- 0 | AWAY | 0- 3 | 1- 2 | 1- 3 | | | | |
| 0- 0 | 0- 0 | 0- 0 | NEUTRAL | 0- 0 | 0- 0 | 0- 0 | | | | |
| 1- 13 | 0- 2 | 0- 1 | NON-CONFERENCE | 0- 5 | 1- 1 | 0- 4 | | | | |
| 0- 6 | 0- 0 | 0- 1 | HOME | 0- 2 | 0- 0 | 0- 3 | | | | |
| 1- 7 | 0- 2 | 0- 0 | AWAY | 0- 3 | 1- 1 | 0- 1 | | | | |
| 0- 0 | 0- 0 | 0- 0 | NEUTRAL | 0- 0 | 0- 0 | 0- 0 | | | | |
| 3- 3 | 0- 0 | 0- 0 | CONFERENCE | 0- 0 | 0- 1 | 3- 2 | | | | |
| 2- 0 | 0- 0 | 0- 0 | HOME | 0- 0 | 0- 0 | 2- 0 | | | | |
| 1- 3 | 0- 0 | 0- 0 | AWAY | 0- 0 | 0- 1 | 1- 2 | | | | |
| 0- 0 | 0- 0 | 0- 0 | NEUTRAL | 0- 0 | 0- 0 | 0- 0 | | | | |

| RPI S | Opponent | Score | RPI S | Opponent | Score | RPI S | Opponent | Score | RPI S | Opponent | Score | Team's RPI: 233 |
|--------------------|------------------|-------|-------|--------------------|-------|-------|--------------------|-------|-------|------------------|-------|-----------------|
| 3 | A Louisville | 37 86 | 29 | H Purdue | 34 66 | 64 | A Belmont | 50 63 | 103 | A Cincinnati | 53 72 | |
| 19 | A NC State | 38 74 | | | | 66 | H Troy | 51 90 | 108 | A Liberty | 71 54 | |
| | | | | | | 77 | H Ohio | 58 70 | 121 | A UNC Greensboro | 41 49 | |
| | | | | | | 84 | A UT Martin | 51 78 | 165 | A Samford | 46 60 | |
| | | | | | | 90 | A South Dakota St. | 56 71 | 175 | H Austin Peay | 49 50 | |
| | | | | | | | | | 176 | H Furman | 60 52 | |
| | | | | | | | | | 183 | H Hampton | 55 84 | |
| | | | | | | | | | 204 | H Northern Colo. | 42 59 | |
| | | | | | | | | | 276 | A Eastern Ky. | 65 71 | |
| | | | | | | | | | 284 | H Wofford | 80 76 | |
| | | | | | | | | | 328 | A Mercer | 48 55 | |
| | | | | | | | | | 332 | A Western Caro. | 59 52 | |
| LAST 10 Division I | | | | | | | | | | | | |
| 328 | A Mercer | 48 55 | 332 | A Western Caro. | 59 52 | | | | | | | |
| 165 | A Samford | 46 60 | 77 | H Ohio | 58 70 | | | | | | | |
| 176 | H Furman | 60 52 | 19 | A NC State | 38 74 | | | | | | | |
| 284 | H Wofford | 80 76 | 66 | H Troy | 51 90 | | | | | | | |
| 121 | A UNC Greensboro | 41 49 | 90 | A South Dakota St. | 56 71 | | | | | | | |

Non-Div I Games:

Chattanooga

Loss, Non-Conf, S Site, H Home A Away N Neutral

| Average RPI Win: | 158 | WON-LOST | WINNING | LAST 10 | STRENGTH OF | OPP. STRENGTH | TEAM | ADJ. | CONF. | ADJ CONF. |
|-------------------|----------|-----------|----------------|------------|-------------|---------------|------|------|-------|-----------|
| Average RPI Loss: | 229 | RECORD | PCT. RANK | GAMES | SCHEDULE | OF SCHEDULE | RPI | RPI | RPI | RPI |
| DIV. I ONLY | 1- 19 | 348 | 1-9 | 314 | 301 | 347 | 347 | 32 | 32 | |
| DIV. I NON-CONF. | 0- 13 | 338 | 0-3 | 260 | 243 | 341 | 341 | 32 | 32 | |
| TOTALS | RPI 1-25 | RPI 26-50 | W-L RECORDS | RPI 51-100 | RPI 101-150 | RPI 150+ | | | | |
| 1- 19 | 0- 0 | 0- 1 | OVERALL | 0- 1 | 0- 4 | 1- 13 | | | | |
| 0- 9 | 0- 0 | 0- 1 | HOME | 0- 0 | 0- 2 | 0- 6 | | | | |
| 1- 9 | 0- 0 | 0- 0 | AWAY | 0- 1 | 0- 2 | 1- 6 | | | | |
| 0- 1 | 0- 0 | 0- 0 | NEUTRAL | 0- 0 | 0- 0 | 0- 1 | | | | |
| 0- 13 | 0- 0 | 0- 1 | NON-CONFERENCE | 0- 1 | 0- 4 | 0- 7 | | | | |
| 0- 6 | 0- 0 | 0- 1 | HOME | 0- 0 | 0- 2 | 0- 3 | | | | |
| 0- 6 | 0- 0 | 0- 0 | AWAY | 0- 1 | 0- 2 | 0- 3 | | | | |
| 0- 1 | 0- 0 | 0- 0 | NEUTRAL | 0- 0 | 0- 0 | 0- 1 | | | | |
| 1- 6 | 0- 0 | 0- 0 | CONFERENCE | 0- 0 | 0- 0 | 1- 6 | | | | |
| 0- 3 | 0- 0 | 0- 0 | HOME | 0- 0 | 0- 0 | 0- 3 | | | | |
| 1- 3 | 0- 0 | 0- 0 | AWAY | 0- 0 | 0- 0 | 1- 3 | | | | |
| 0- 0 | 0- 0 | 0- 0 | NEUTRAL | 0- 0 | 0- 0 | 0- 0 | | | | |

| RPI S | Opponent | Score | RPI S | Opponent | Score | RPI S | Opponent | Score | RPI S | Opponent | Score | Team's RPI: 347 |
|--------------------|----------------------|-------|-------|-----------------|-------|-------|--------------------|--------|-------|----------------------|-------|-----------------|
| 33 | H Arizona | 50 82 | 99 | A UT Arlington | 53 84 | 102 | H Loyola Chicago | 53 98 | 132 | A Western Mich. | 69 90 | |
| | | | | | | 143 | H Green Bay | 46 102 | 148 | A Illinois | 66 96 | |
| | | | | | | 158 | A CSU Bakersfield | 60 58 | 164 | A Valparaiso | 49 95 | |
| | | | | | | 205 | H Western Ill. | 78 88 | 253 | A Grand Canyon | 49 69 | |
| | | | | | | 268 | N UC Santa Barbara | 65 96 | 273 | H Oakland | 70 98 | |
| | | | | | | 287 | A Nevada | 60 80 | 296 | H California Baptist | 65 80 | |
| | | | | | | 310 | H New Mexico St. | 60 73 | 315 | A Evansville | 42 76 | |
| | | | | | | 324 | H UTRGV | 67 87 | 326 | A Utah Valley | 58 89 | |
| | | | | | | 331 | A Seattle U | 51 80 | 338 | H UIC | 61 73 | |
| LAST 10 Division I | | | | | | | | | | | | |
| 296 | H California Baptist | 65 80 | 331 | A Seattle U | 51 80 | | | | | | | |
| 158 | A CSU Bakersfield | 60 58 | 326 | A Utah Valley | 58 89 | | | | | | | |
| 253 | A Grand Canyon | 49 69 | 164 | A Valparaiso | 49 95 | | | | | | | |
| 324 | H UTRGV | 67 87 | 315 | A Evansville | 42 76 | | | | | | | |
| 310 | H New Mexico St. | 60 73 | 132 | A Western Mich. | 69 90 | | | | | | | |

Non-Div I Games:

Chicago St.

| | | | | | | | | | | |
|-------------------|----------|-----------|----------------|------------|-------------|---------------|------|------|-------|-----------|
| Average RPI Win: | 173 | WON-LOST | WINNING | LAST 10 | STRENGTH OF | OPP. STRENGTH | TEAM | ADJ. | CONF. | ADJ CONF. |
| Average RPI Loss: | 65 | RECORD | PCT. RANK | GAMES | SCHEDULE | OF SCHEDULE | RPI | RPI | RPI | RPI |
| DIV. I ONLY | 13- 6 | 66 | 8-2 | 175 | 28 | 103 | 103 | 9 | 9 | |
| DIV. I NON-CONF. | 9- 4 | 84 | 4-0 | 251 | 25 | 148 | 148 | 8 | 8 | |
| TOTALS | RPI 1-25 | RPI 26-50 | W-L RECORDS | RPI 51-100 | RPI 101-150 | RPI 150+ | | | | |
| 13- 6 | 0- 2 | 0- 0 | OVERALL | 4- 3 | 1- 1 | 8- 0 | | | | |
| 10- 2 | 0- 1 | 0- 0 | HOME | 4- 1 | 0- 0 | 6- 0 | | | | |
| 3- 2 | 0- 0 | 0- 0 | AWAY | 0- 1 | 1- 1 | 2- 0 | | | | |
| 0- 2 | 0- 1 | 0- 0 | NEUTRAL | 0- 1 | 0- 0 | 0- 0 | | | | |
| 9- 4 | 0- 2 | 0- 0 | NON-CONFERENCE | 2- 2 | 1- 0 | 6- 0 | | | | |
| 7- 2 | 0- 1 | 0- 0 | HOME | 2- 1 | 0- 0 | 5- 0 | | | | |
| 2- 0 | 0- 0 | 0- 0 | AWAY | 0- 0 | 1- 0 | 1- 0 | | | | |
| 0- 2 | 0- 1 | 0- 0 | NEUTRAL | 0- 1 | 0- 0 | 0- 0 | | | | |
| 4- 2 | 0- 0 | 0- 0 | CONFERENCE | 2- 1 | 0- 1 | 2- 0 | | | | |
| 3- 0 | 0- 0 | 0- 0 | HOME | 2- 0 | 0- 0 | 1- 0 | | | | |
| 1- 2 | 0- 0 | 0- 0 | AWAY | 0- 1 | 0- 1 | 1- 0 | | | | |
| 0- 0 | 0- 0 | 0- 0 | NEUTRAL | 0- 0 | 0- 0 | 0- 0 | | | | |

| RPI 1-25 | | | | RPI 26-50 | | | | RPI 51-100 | | | | RPI 101+ Team's RPI: 103 | | | |
|--------------------|---|----------|-------|-----------|---|----------|-------|------------|---|-------------|-------|--------------------------|---|-------------|-------|
| RPI | S | Opponent | Score | RPI | S | Opponent | Score | RPI | S | Opponent | Score | RPI | S | Opponent | Score |
| 4 | N | Iowa | 61 69 | | | | | 54 | H | Temple | 86 81 | 113 | A | VCU | 58 56 |
| 25 | H | Ohio St. | 73 78 | | | | | 58 | H | UCF | 81 64 | 125 | A | Tulane | 59 64 |
| | | | | | | | | 60 | N | Bucknell | 48 56 | 160 | A | Memphis | 73 66 |
| | | | | | | | | 65 | H | Ball St. | 63 56 | 161 | H | Houston | 85 66 |
| | | | | | | | | 78 | A | South Fla. | 68 76 | 189 | H | Miami (OH) | 98 68 |
| | | | | | | | | 97 | H | Utah | 68 62 | 226 | A | Xavier | 85 78 |
| | | | | | | | | 98 | H | Saint Louis | 50 60 | 233 | H | Chattanooga | 72 53 |
| | | | | | | | | | | | | 266 | H | Alabama A&M | 62 47 |
| | | | | | | | | | | | | 285 | H | Pittsburgh | 69 53 |
| | | | | | | | | | | | | 343 | H | Coppin St. | 86 40 |
| LAST 10 Division I | | | | | | | | | | | | | | | |
| | | | | | | | | 54 | H | Temple | 86 81 | 78 | A | South Fla. | 68 76 |
| | | | | | | | | 161 | H | Houston | 85 66 | 343 | H | Coppin St. | 86 40 |
| | | | | | | | | 125 | A | Tulane | 59 64 | 285 | H | Pittsburgh | 69 53 |
| | | | | | | | | 58 | H | UCF | 81 64 | 266 | H | Alabama A&M | 62 47 |
| | | | | | | | | 160 | A | Memphis | 73 66 | 226 | A | Xavier | 85 78 |

Non-Div I Games:

Cincinnati

| | | | | | | | | | | |
|-------------------|----------|-----------|----------------|------------|-------------|---------------|------|------|-------|-----------|
| Average RPI Win: | 227 | WON-LOST | WINNING | LAST 10 | STRENGTH OF | OPP. STRENGTH | TEAM | ADJ. | CONF. | ADJ CONF. |
| Average RPI Loss: | 70 | RECORD | PCT. RANK | GAMES | SCHEDULE | OF SCHEDULE | RPI | RPI | RPI | RPI |
| DIV. I ONLY | 7- 13 | 255 | 4-6 | 66 | 38 | 173 | 173 | 5 | 5 | |
| DIV. I NON-CONF. | 4- 7 | 225 | 1-1 | 133 | 132 | 223 | 223 | 3 | 3 | |
| TOTALS | RPI 1-25 | RPI 26-50 | W-L RECORDS | RPI 51-100 | RPI 101-150 | RPI 150+ | | | | |
| 7- 13 | 0- 5 | 1- 1 | OVERALL | 0- 4 | 1- 1 | 5- 2 | | | | |
| 4- 6 | 0- 3 | 1- 0 | HOME | 0- 1 | 0- 1 | 3- 1 | | | | |
| 2- 6 | 0- 1 | 0- 1 | AWAY | 0- 3 | 1- 0 | 1- 1 | | | | |
| 1- 1 | 0- 1 | 0- 0 | NEUTRAL | 0- 0 | 0- 0 | 1- 0 | | | | |
| 4- 7 | 0- 3 | 0- 0 | NON-CONFERENCE | 0- 1 | 0- 1 | 4- 2 | | | | |
| 2- 4 | 0- 1 | 0- 0 | HOME | 0- 1 | 0- 1 | 2- 1 | | | | |
| 1- 2 | 0- 1 | 0- 0 | AWAY | 0- 0 | 0- 0 | 1- 1 | | | | |
| 1- 1 | 0- 1 | 0- 0 | NEUTRAL | 0- 0 | 0- 0 | 1- 0 | | | | |
| 3- 6 | 0- 2 | 1- 1 | CONFERENCE | 0- 3 | 1- 0 | 1- 0 | | | | |
| 2- 2 | 0- 2 | 1- 0 | HOME | 0- 0 | 0- 0 | 1- 0 | | | | |
| 1- 4 | 0- 0 | 0- 1 | AWAY | 0- 3 | 1- 0 | 0- 0 | | | | |
| 0- 0 | 0- 0 | 0- 0 | NEUTRAL | 0- 0 | 0- 0 | 0- 0 | | | | |

| RPI 1-25 | | | | RPI 26-50 | | | | RPI 51-100 | | | | RPI 101+ Team's RPI: 173 | | | |
|--------------------|---|----------------|-------|-----------|---|---------------|-------|------------|---|--------------|-------|--------------------------|---|-------------|-------|
| RPI | S | Opponent | Score | RPI | S | Opponent | Score | RPI | S | Opponent | Score | RPI | S | Opponent | Score |
| 1 | H | South Carolina | 48 84 | 26 | A | Virginia Tech | 50 71 | 56 | A | Georgia Tech | 47 49 | 127 | A | Notre Dame | 71 55 |
| 3 | H | Louisville | 50 75 | 36 | H | Duke | 62 58 | 62 | H | Alabama | 54 67 | 136 | H | N.C. A&T | 74 82 |
| 4 | A | Iowa | 60 74 | | | | | 63 | A | Miami (FL) | 64 68 | 176 | H | Furman | 77 71 |
| 8 | N | Maryland | 44 63 | | | | | 67 | A | Wake Forest | 58 63 | 188 | A | Penn St. | 55 68 |
| 16 | H | Florida St. | 64 81 | | | | | | | | | 277 | H | Navy | 52 65 |
| | | | | | | | | | | | | 285 | H | Pittsburgh | 75 67 |
| | | | | | | | | | | | | 319 | N | Alcorn | 77 46 |
| | | | | | | | | | | | | 321 | H | Alabama St. | 76 43 |
| | | | | | | | | | | | | 328 | A | Mercer | 65 61 |
| LAST 10 Division I | | | | | | | | | | | | | | | |
| 26 | A | Virginia Tech | 50 71 | 67 | A | Wake Forest | 58 63 | | | | | | | | |
| 63 | A | Miami (FL) | 64 68 | 3 | H | Louisville | 50 75 | | | | | | | | |
| 36 | H | Duke | 62 58 | 127 | A | Notre Dame | 71 55 | | | | | | | | |
| 285 | H | Pittsburgh | 75 67 | 136 | H | N.C. A&T | 74 82 | | | | | | | | |
| 56 | A | Georgia Tech | 47 49 | 328 | A | Mercer | 65 61 | | | | | | | | |

Non-Div I Games:

Clemson

■ Loss,
■ Non-Conf,
■ S Site,
■ H Home
■ A Away
N Neutral

| | | | | | | | | | | |
|-------------------|----------|-----------|----------------|------------|-------------|---------------|------|------|-------|-----------|
| Average RPI Win: | 275 | WON-LOST | WINNING | LAST 10 | STRENGTH OF | OPP. STRENGTH | TEAM | ADJ. | CONF. | ADJ CONF. |
| Average RPI Loss: | 170 | RECORD | PCT. RANK | GAMES | SCHEDULE | OF SCHEDULE | RPI | RPI | RPI | RPI |
| DIV. I ONLY | 13- 5 | 52 | 6-4 | 349 | 222 | 195 | 195 | 21 | 21 | |
| DIV. I NON-CONF. | 8- 1 | 27 | 1-0 | 351 | 193 | 177 | 177 | 18 | 18 | |
| TOTALS | RPI 1-25 | RPI 26-50 | W-L RECORDS | RPI 51-100 | RPI 101-150 | RPI 150+ | | | | |
| 13- 5 | 0- 0 | 0- 0 | OVERALL | 0- 1 | 0- 2 | 13- 2 | | | | |
| 4- 2 | 0- 0 | 0- 0 | HOME | 0- 1 | 0- 1 | 4- 0 | | | | |
| 9- 3 | 0- 0 | 0- 0 | AWAY | 0- 0 | 0- 1 | 9- 2 | | | | |
| 0- 0 | 0- 0 | 0- 0 | NEUTRAL | 0- 0 | 0- 0 | 0- 0 | | | | |
| 8- 1 | 0- 0 | 0- 0 | NON-CONFERENCE | 0- 0 | 0- 0 | 8- 1 | | | | |
| 1- 0 | 0- 0 | 0- 0 | HOME | 0- 0 | 0- 0 | 1- 0 | | | | |
| 7- 1 | 0- 0 | 0- 0 | AWAY | 0- 0 | 0- 0 | 7- 1 | | | | |
| 0- 0 | 0- 0 | 0- 0 | NEUTRAL | 0- 0 | 0- 0 | 0- 0 | | | | |
| 5- 4 | 0- 0 | 0- 0 | CONFERENCE | 0- 1 | 0- 2 | 5- 1 | | | | |
| 3- 2 | 0- 0 | 0- 0 | HOME | 0- 1 | 0- 1 | 3- 0 | | | | |
| 2- 2 | 0- 0 | 0- 0 | AWAY | 0- 0 | 0- 1 | 2- 1 | | | | |
| 0- 0 | 0- 0 | 0- 0 | NEUTRAL | 0- 0 | 0- 0 | 0- 0 | | | | |

| RPI 1-25 | | | | RPI 26-50 | | | | RPI 51-100 | | | | RPI 101+ Team's RPI: 195 | | | |
|--------------------|---|----------|-------|-----------|---|----------------|-------|------------|---|----------|-------|--------------------------|-------|-----------------|-------|
| RPI | S | Opponent | Score | RPI | S | Opponent | Score | RPI | S | Opponent | Score | RPI | S | Opponent | Score |
| | | | | | | | | 61 | H | IUPUI | 53 78 | 139 | A | Wright St. | 62 78 |
| | | | | | | | | | | | | 143 | H | Green Bay | 54 74 |
| | | | | | | | | | | | | 192 | A | Bowling Green | 62 89 |
| | | | | | | | | | | | | 196 | H | Akron | 66 62 |
| | | | | | | | | | | | | 210 | H | Youngstown St. | 60 52 |
| | | | | | | | | | | | | 228 | A | Northern Ky. | 73 68 |
| | | | | | | | | | | | | 239 | A | ETSU | 62 54 |
| | | | | | | | | | | | | 259 | A | Delaware St. | 57 49 |
| | | | | | | | | | | | | 264 | H | Milwaukee | 58 49 |
| | | | | | | | | | | | | 273 | A | Oakland | 79 58 |
| | | | | | | | | | | | | 283 | A | St. Bonaventure | 65 62 |
| | | | | | | | | | | | | 300 | A | Omaha | 79 66 |
| | | | | | | | | | | | | 305 | A | Hofstra | 61 51 |
| | | | | | | | | | | | | 314 | A | Detroit Mercy | 59 70 |
| | | | | | | | | | | | | 332 | A | Western Caro. | 68 61 |
| | | | | | | | | | | | | 338 | H | UIC | 84 44 |
| | | | | | | | | | | | | 348 | A | LIU Brooklyn | 79 49 |
| LAST 10 Division I | | | | | | | | | | | | | | | |
| | | | | 143 | H | Green Bay | 54 74 | | | 228 | A | Northern Ky. | 73 68 | | |
| | | | | 264 | H | Milwaukee | 58 49 | | | 139 | A | Wright St. | 62 78 | | |
| | | | | 273 | A | Oakland | 79 58 | | | 61 | H | IUPUI | 53 78 | | |
| | | | | 314 | A | Detroit Mercy | 59 70 | | | 338 | H | UIC | 84 44 | | |
| | | | | 210 | H | Youngstown St. | 60 52 | | | 300 | A | Omaha | 79 66 | | |

Non-Div I Games: Davis & Elkins 110 41 Lake Erie 95 49

Cleveland St.

■ Loss,
 ■ Non-Conf, S Site,
 ■ Home
 ■ Away
 N Neutral

| | | | | | | | | | | |
|-------------------|----------|-----------|----------------|------------|-------------|---------------|------|------|-------|-----------|
| Average RPI Win: | 243 | WON-LOST | WINNING | LAST 10 | STRENGTH OF | OPP. STRENGTH | TEAM | ADJ. | CONF. | ADJ CONF. |
| Average RPI Loss: | 131 | RECORD | PCT. RANK | GAMES | SCHEDULE | OF SCHEDULE | RPI | RPI | RPI | RPI |
| DIV. I ONLY | 13- 3 | 30 | 8-2 | 324 | 217 | 122 | 122 | 22 | 22 | |
| DIV. I NON-CONF. | 8- 1 | 27 | 3-0 | 343 | 258 | 161 | 161 | 21 | 21 | |
| TOTALS | RPI 1-25 | RPI 26-50 | W-L RECORDS | RPI 51-100 | RPI 101-150 | RPI 150+ | | | | |
| 13- 3 | 0- 0 | 0- 0 | OVERALL | 1- 1 | 1- 1 | 11- 1 | | | | |
| 6- 1 | 0- 0 | 0- 0 | HOME | 1- 0 | 1- 1 | 4- 0 | | | | |
| 6- 2 | 0- 0 | 0- 0 | AWAY | 0- 1 | 0- 0 | 6- 1 | | | | |
| 1- 0 | 0- 0 | 0- 0 | NEUTRAL | 0- 0 | 0- 0 | 1- 0 | | | | |
| 8- 1 | 0- 0 | 0- 0 | NON-CONFERENCE | 0- 0 | 1- 1 | 7- 0 | | | | |
| 4- 1 | 0- 0 | 0- 0 | HOME | 0- 0 | 1- 1 | 3- 0 | | | | |
| 3- 0 | 0- 0 | 0- 0 | AWAY | 0- 0 | 0- 0 | 3- 0 | | | | |
| 1- 0 | 0- 0 | 0- 0 | NEUTRAL | 0- 0 | 0- 0 | 1- 0 | | | | |
| 5- 2 | 0- 0 | 0- 0 | CONFERENCE | 1- 1 | 0- 0 | 4- 1 | | | | |
| 2- 0 | 0- 0 | 0- 0 | HOME | 1- 0 | 0- 0 | 1- 0 | | | | |
| 3- 2 | 0- 0 | 0- 0 | AWAY | 0- 1 | 0- 0 | 3- 1 | | | | |
| 0- 0 | 0- 0 | 0- 0 | NEUTRAL | 0- 0 | 0- 0 | 0- 0 | | | | |

| RPI 1-25 | | | | RPI 26-50 | | | | RPI 51-100 | | | | RPI 101+ | | | | Team's RPI: 122 | |
|--------------------|---|----------|-------|-----------|---|-----------------|-------|------------|-----|--------------|--------------------|----------|-----|----------|--------------------|-----------------|----|
| RPI | S | Opponent | Score | RPI | S | Opponent | Score | RPI | S | Opponent | Score | RPI | S | Opponent | Score | | |
| | | | | | | | | 66 | A | Troy | 77 | 84 | 118 | H | Richmond | 67 | 79 |
| | | | | | | | | 99 | H | UT Arlington | 62 | 56 | 121 | H | UNC Greensboro | 63 | 54 |
| | | | | | | | | | | | | | 153 | N | Elon | 76 | 65 |
| | | | | | | | | | | | | | 199 | A | Little Rock | 68 | 48 |
| | | | | | | | | | | | | | 209 | A | Arkansas St. | 61 | 63 |
| | | | | | | | | | | | | | 212 | H | George Mason | 74 | 59 |
| | | | | | | | | | | | | | 254 | A | UNCW | 62 | 43 |
| | | | | | | | | | | | | | 262 | A | South Alabama | 71 | 62 |
| | | | | | | | | | | | | | 280 | A | Appalachian St. | 80 | 53 |
| | | | | | | | | | | | | | 284 | A | Wofford | 78 | 73 |
| | | | | | | | | | | | | | 293 | H | Texas St. | 75 | 67 |
| | | | | | | | | | | | | | 322 | H | Ark.-Pine Bluff | 76 | 69 |
| | | | | | | | | | | | | | 332 | A | Western Caro. | 66 | 43 |
| | | | | | | | | | | | | | 349 | H | South Carolina St. | 85 | 44 |
| LAST 10 Division I | | | | | | | | | | | | | | | | | |
| | | | | 209 | A | Arkansas St. | 61 | 63 | 262 | A | South Alabama | 71 | 62 | | | | |
| | | | | 280 | A | Appalachian St. | 80 | 53 | 66 | A | Troy | 77 | 84 | | | | |
| | | | | 199 | A | Little Rock | 68 | 48 | 349 | H | South Carolina St. | 85 | 44 | | | | |
| | | | | 99 | H | UT Arlington | 62 | 56 | 153 | N | Elon | 76 | 65 | | | | |
| | | | | 293 | H | Texas St. | 75 | 67 | 254 | A | UNCW | 62 | 43 | | | | |

Non-Div I Games: UNC Pembroke 86 44 Wesleyan (GA) 132 32

Coastal Caro.

■ Loss,
 ■ Non-Conf,
 ■ S Site,
 ■ H Home
 ■ A Away
 N Neutral

| | | | | | | | | | | |
|-------------------|----------|-----------|----------------|------------|-------------|---------------|------|------|-------|-----------|
| Average RPI Win: | 261 | WON-LOST | WINNING | LAST 10 | STRENGTH OF | OPP. STRENGTH | TEAM | ADJ. | CONF. | ADJ CONF. |
| Average RPI Loss: | 154 | RECORD | PCT. RANK | GAMES | SCHEDULE | OF SCHEDULE | RPI | RPI | RPI | RPI |
| DIV. I ONLY | 9- 8 | 160 | 5-5 | 312 | 247 | 241 | 241 | 14 | 14 | |
| DIV. I NON-CONF. | 6- 4 | 123 | 2-1 | 345 | 327 | 270 | 270 | 14 | 14 | |
| TOTALS | RPI 1-25 | RPI 26-50 | W-L RECORDS | RPI 51-100 | RPI 101-150 | RPI 150+ | | | | |
| 9- 8 | 0- 0 | 0- 1 | OVERALL | 1- 1 | 0- 1 | 8- 5 | | | | |
| 5- 4 | 0- 0 | 0- 1 | HOME | 1- 0 | 0- 1 | 4- 2 | | | | |
| 4- 4 | 0- 0 | 0- 0 | AWAY | 0- 1 | 0- 0 | 4- 3 | | | | |
| 0- 0 | 0- 0 | 0- 0 | NEUTRAL | 0- 0 | 0- 0 | 0- 0 | | | | |
| 6- 4 | 0- 0 | 0- 0 | NON-CONFERENCE | 0- 1 | 0- 1 | 6- 2 | | | | |
| 2- 2 | 0- 0 | 0- 0 | HOME | 0- 0 | 0- 1 | 2- 1 | | | | |
| 4- 2 | 0- 0 | 0- 0 | AWAY | 0- 1 | 0- 0 | 4- 1 | | | | |
| 0- 0 | 0- 0 | 0- 0 | NEUTRAL | 0- 0 | 0- 0 | 0- 0 | | | | |
| 3- 4 | 0- 0 | 0- 1 | CONFERENCE | 1- 0 | 0- 0 | 2- 3 | | | | |
| 3- 2 | 0- 0 | 0- 1 | HOME | 1- 0 | 0- 0 | 2- 1 | | | | |
| 0- 2 | 0- 0 | 0- 0 | AWAY | 0- 0 | 0- 0 | 0- 2 | | | | |
| 0- 0 | 0- 0 | 0- 0 | NEUTRAL | 0- 0 | 0- 0 | 0- 0 | | | | |

| RPI S | Opponent | Score | RPI S | Opponent | Score | RPI S | Opponent | Score | RPI S | Opponent | Score | Team's RPI: 241 |
|--------------------|------------------|-------|-------|------------------|--------|-------|----------------------|-------|-------|----------|-------|-----------------|
| 45 | H James Madison | 53 87 | 67 | A Wake Forest | 50 106 | 121 | H UNC Greensboro | 56 69 | | | | |
| | | | 69 | H Drexel | 73 59 | 153 | A Elon | 48 90 | | | | |
| | | | | | | 157 | A William & Mary | 60 85 | | | | |
| | | | | | | 178 | H Towson | 62 79 | | | | |
| | | | | | | 208 | A High Point | 79 70 | | | | |
| | | | | | | 212 | H George Mason | 61 72 | | | | |
| | | | | | | 229 | H Delaware | 84 73 | | | | |
| | | | | | | 249 | A Winthrop | 84 73 | | | | |
| | | | | | | 254 | H UNCW | 67 63 | | | | |
| | | | | | | 299 | A Presbyterian | 54 58 | | | | |
| | | | | | | 327 | H N.C. Central | 85 78 | | | | |
| | | | | | | 332 | H Western Caro. | 73 62 | | | | |
| | | | | | | 333 | A Charleston So. | 79 70 | | | | |
| | | | | | | 349 | A South Carolina St. | 76 55 | | | | |
| LAST 10 Division I | | | | | | | | | | | | |
| 254 | H UNCW | 67 63 | 229 | H Delaware | 84 73 | | | | | | | |
| 45 | H James Madison | 53 87 | 69 | H Drexel | 73 59 | | | | | | | |
| 178 | H Towson | 62 79 | 332 | H Western Caro. | 73 62 | | | | | | | |
| 157 | A William & Mary | 60 85 | 333 | A Charleston So. | 79 70 | | | | | | | |
| 153 | A Elon | 48 90 | 121 | H UNC Greensboro | 56 69 | | | | | | | |

Non-Div I Games: Coker 82 57

Col. of Charleston

■ Loss,
 ■ Non-Conf,
 ■ S Site,
 ■ H Home
 ■ A Away
 N Neutral

| | | | | | | | | | | |
|-------------------|----------|-----------|----------------|------------|-------------|---------------|------|------|-------|-----------|
| Average RPI Win: | 236 | WON-LOST | WINNING | LAST 10 | STRENGTH OF | OPP. STRENGTH | TEAM | ADJ. | CONF. | ADJ CONF. |
| Average RPI Loss: | 85 | RECORD | PCT. RANK | GAMES | SCHEDULE | OF SCHEDULE | RPI | RPI | RPI | RPI |
| DIV. I ONLY | 14- 5 | 48 | 7-3 | 254 | 134 | 91 | 91 | 15 | 15 | |
| DIV. I NON-CONF. | 8- 3 | 68 | 1-1 | 221 | 124 | 74 | 74 | 16 | 16 | |
| TOTALS | RPI 1-25 | RPI 26-50 | W-L RECORDS | RPI 51-100 | RPI 101-150 | RPI 150+ | | | | |
| 14- 5 | 0- 1 | 1- 0 | OVERALL | 0- 3 | 1- 0 | 12- 1 | | | | |
| 9- 0 | 0- 0 | 1- 0 | HOME | 0- 0 | 0- 0 | 8- 0 | | | | |
| 5- 5 | 0- 1 | 0- 0 | AWAY | 0- 3 | 1- 0 | 4- 1 | | | | |
| 0- 0 | 0- 0 | 0- 0 | NEUTRAL | 0- 0 | 0- 0 | 0- 0 | | | | |
| 8- 3 | 0- 1 | 1- 0 | NON-CONFERENCE | 0- 2 | 1- 0 | 6- 0 | | | | |
| 5- 0 | 0- 0 | 1- 0 | HOME | 0- 0 | 0- 0 | 4- 0 | | | | |
| 3- 3 | 0- 1 | 0- 0 | AWAY | 0- 2 | 1- 0 | 2- 0 | | | | |
| 0- 0 | 0- 0 | 0- 0 | NEUTRAL | 0- 0 | 0- 0 | 0- 0 | | | | |
| 6- 2 | 0- 0 | 0- 0 | CONFERENCE | 0- 1 | 0- 0 | 6- 1 | | | | |
| 4- 0 | 0- 0 | 0- 0 | HOME | 0- 0 | 0- 0 | 4- 0 | | | | |
| 2- 2 | 0- 0 | 0- 0 | AWAY | 0- 1 | 0- 0 | 2- 1 | | | | |
| 0- 0 | 0- 0 | 0- 0 | NEUTRAL | 0- 0 | 0- 0 | 0- 0 | | | | |

| RPI 1-25 | | | | RPI 26-50 | | | | RPI 51-100 Team's RPI: 91 | | | | RPI 101+ | | | |
|--------------------|---|--------------|-------|-----------|---|-----------------|--------|---------------------------|---|-------------|-------|----------|---|-----------------|--------|
| RPI | S | Opponent | Score | RPI | S | Opponent | Score | RPI | S | Opponent | Score | RPI | S | Opponent | Score |
| 15 | A | Northwestern | 44 73 | 44 | H | Yale | 70 67 | 60 | A | Bucknell | 43 66 | 129 | A | Cornell | 62 58 |
| | | | | | | | | 62 | A | Alabama | 52 72 | 190 | A | American | 61 63 |
| | | | | | | | | 98 | A | Saint Louis | 51 61 | 190 | H | American | 63 62 |
| | | | | | | | | | | | | 200 | A | Boston U. | 70 61 |
| | | | | | | | | | | | | 202 | H | Lafayette | 73 52 |
| | | | | | | | | | | | | 219 | H | Niagara | 85 72 |
| | | | | | | | | | | | | 220 | H | UMass Lowell | 73 51 |
| | | | | | | | | | | | | 274 | A | Loyola Maryland | 76 74 |
| | | | | | | | | | | | | 277 | H | Navy | 80 55 |
| | | | | | | | | | | | | 292 | H | Wagner | 74 58 |
| | | | | | | | | | | | | 294 | H | Army West Point | 100 93 |
| | | | | | | | | | | | | 304 | H | Siena | 88 51 |
| | | | | | | | | | | | | 329 | A | NJIT | 79 52 |
| | | | | | | | | | | | | 336 | A | Canisius | 90 69 |
| LAST 10 Division I | | | | | | | | | | | | | | | |
| 190 | H | American | 63 62 | 274 | A | Loyola Maryland | 76 74 | | | | | | | | |
| 60 | A | Bucknell | 43 66 | 294 | H | Army West Point | 100 93 | | | | | | | | |
| 200 | A | Boston U. | 70 61 | 190 | A | American | 61 63 | | | | | | | | |
| 202 | H | Lafayette | 73 52 | 292 | H | Wagner | 74 58 | | | | | | | | |
| 277 | H | Navy | 80 55 | 62 | A | Alabama | 52 72 | | | | | | | | |

Non-Div I Games:

Colgate

■ Loss,
 ■ Non-Conf, S Site,
 ■ Home
 ■ Away
 N Neutral

| | | | | | | | | | | |
|-------------------|----------|-----------|----------------|------------|-------------|---------------|------|------|-------|-----------|
| Average RPI Win: | 183 | WON-LOST | WINNING | LAST 10 | STRENGTH OF | OPP. STRENGTH | TEAM | ADJ. | CONF. | ADJ CONF. |
| Average RPI Loss: | 25 | RECORD | PCT. RANK | GAMES | SCHEDULE | OF SCHEDULE | RPI | RPI | RPI | RPI |
| DIV. I ONLY | 14- 5 | 48 | 5-5 | 87 | 32 | 43 | 43 | 1 | 1 | |
| DIV. I NON-CONF. | 11- 0 | 1 | 2-0 | 284 | 152 | 55 | 55 | 1 | 1 | |
| TOTALS | RPI 1-25 | RPI 26-50 | W-L RECORDS | RPI 51-100 | RPI 101-150 | RPI 150+ | | | | |
| 14- 5 | 0- 4 | 0- 0 | OVERALL | 2- 1 | 5- 0 | 7- 0 | | | | |
| 7- 2 | 0- 1 | 0- 0 | HOME | 1- 1 | 2- 0 | 4- 0 | | | | |
| 6- 3 | 0- 3 | 0- 0 | AWAY | 1- 0 | 2- 0 | 3- 0 | | | | |
| 1- 0 | 0- 0 | 0- 0 | NEUTRAL | 0- 0 | 1- 0 | 0- 0 | | | | |
| 11- 0 | 0- 0 | 0- 0 | NON-CONFERENCE | 0- 0 | 4- 0 | 7- 0 | | | | |
| 6- 0 | 0- 0 | 0- 0 | HOME | 0- 0 | 2- 0 | 4- 0 | | | | |
| 4- 0 | 0- 0 | 0- 0 | AWAY | 0- 0 | 1- 0 | 3- 0 | | | | |
| 1- 0 | 0- 0 | 0- 0 | NEUTRAL | 0- 0 | 1- 0 | 0- 0 | | | | |
| 3- 5 | 0- 4 | 0- 0 | CONFERENCE | 2- 1 | 1- 0 | 0- 0 | | | | |
| 1- 2 | 0- 1 | 0- 0 | HOME | 1- 1 | 0- 0 | 0- 0 | | | | |
| 2- 3 | 0- 3 | 0- 0 | AWAY | 1- 0 | 1- 0 | 0- 0 | | | | |
| 0- 0 | 0- 0 | 0- 0 | NEUTRAL | 0- 0 | 0- 0 | 0- 0 | | | | |

| RPI 1-25 | | | | RPI 26-50 | | | | Team's RPI: 43 | | | | RPI 51-100 | | | | RPI 101+ | | | |
|--------------------|---|---------------------|--------|-----------|---|------------|--------|----------------|---|---------------------|-------|------------|---|----------------|-------|----------|---|----------|-------|
| RPI | S | Opponent | Score | RPI | S | Opponent | Score | RPI | S | Opponent | Score | RPI | S | Opponent | Score | RPI | S | Opponent | Score |
| 2 | A | Oregon | 46 104 | | | | | 72 | H | Southern California | 66 53 | 105 | H | Texas Southern | 74 50 | | | | |
| 5 | A | Stanford | 68 76 | | | | | 97 | A | Utah | 80 70 | 112 | N | UAB | 77 69 | | | | |
| 6 | H | UCLA | 62 65 | | | | | 97 | H | Utah | 69 84 | 119 | H | Wisconsin | 74 57 | | | | |
| 13 | A | Oregon St. | 60 72 | | | | | | | | | 125 | A | Tulane | 62 52 | | | | |
| | | | | | | | | | | | | 126 | A | California | 62 50 | | | | |
| | | | | | | | | | | | | 211 | H | Jacksonville | 66 44 | | | | |
| | | | | | | | | | | | | 215 | A | Wyoming | 66 56 | | | | |
| | | | | | | | | | | | | 226 | A | Xavier | 62 53 | | | | |
| | | | | | | | | | | | | 261 | A | Colorado St. | 79 75 | | | | |
| | | | | | | | | | | | | 269 | H | Indiana St. | 59 46 | | | | |
| | | | | | | | | | | | | 288 | H | Denver | 96 70 | | | | |
| | | | | | | | | | | | | 329 | H | NJIT | 80 57 | | | | |
| LAST 10 Division I | | | | | | | | | | | | | | | | | | | |
| 126 | A | California | 62 50 | 13 | A | Oregon St. | 60 72 | | | | | | | | | | | | |
| 5 | A | Stanford | 68 76 | 2 | A | Oregon | 46 104 | | | | | | | | | | | | |
| 97 | H | Utah | 69 84 | 97 | A | Utah | 80 70 | | | | | | | | | | | | |
| 6 | H | UCLA | 62 65 | 125 | A | Tulane | 62 52 | | | | | | | | | | | | |
| 72 | H | Southern California | 66 53 | 112 | N | UAB | 77 69 | | | | | | | | | | | | |

Non-Div I Games:

Colorado

■ Loss,
 ■ Non-Conf, S Site,
 ■ Home
 ■ Away
 N Neutral

| | | | | | | | | | | |
|-------------------|----------|-----------|----------------|------------|-------------|---------------|------|------|-------|-----------|
| Average RPI Win: | 281 | WON-LOST | WINNING | LAST 10 | STRENGTH OF | OPP. STRENGTH | TEAM | ADJ. | CONF. | ADJ CONF. |
| Average RPI Loss: | 138 | RECORD | PCT. RANK | GAMES | SCHEDULE | OF SCHEDULE | RPI | RPI | RPI | RPI |
| DIV. I ONLY | 8- 10 | 205 | 5-5 | 257 | 250 | 261 | 261 | 17 | 17 | |
| DIV. I NON-CONF. | 4- 5 | 195 | 1-2 | 282 | 275 | 275 | 275 | 24 | 24 | |
| TOTALS | RPI 1-25 | RPI 26-50 | W-L RECORDS | RPI 51-100 | RPI 101-150 | RPI 150+ | | | | |
| 8- 10 | 0- 0 | 0- 1 | OVERALL | 0- 2 | 0- 3 | 8- 4 | | | | |
| 6- 4 | 0- 0 | 0- 1 | HOME | 0- 0 | 0- 2 | 6- 1 | | | | |
| 2- 6 | 0- 0 | 0- 0 | AWAY | 0- 2 | 0- 1 | 2- 3 | | | | |
| 0- 0 | 0- 0 | 0- 0 | NEUTRAL | 0- 0 | 0- 0 | 0- 0 | | | | |
| 4- 5 | 0- 0 | 0- 1 | NON-CONFERENCE | 0- 1 | 0- 1 | 4- 2 | | | | |
| 3- 2 | 0- 0 | 0- 1 | HOME | 0- 0 | 0- 0 | 3- 1 | | | | |
| 1- 3 | 0- 0 | 0- 0 | AWAY | 0- 1 | 0- 1 | 1- 1 | | | | |
| 0- 0 | 0- 0 | 0- 0 | NEUTRAL | 0- 0 | 0- 0 | 0- 0 | | | | |
| 4- 5 | 0- 0 | 0- 0 | CONFERENCE | 0- 1 | 0- 2 | 4- 2 | | | | |
| 3- 2 | 0- 0 | 0- 0 | HOME | 0- 0 | 0- 2 | 3- 0 | | | | |
| 1- 3 | 0- 0 | 0- 0 | AWAY | 0- 1 | 0- 0 | 1- 2 | | | | |
| 0- 0 | 0- 0 | 0- 0 | NEUTRAL | 0- 0 | 0- 0 | 0- 0 | | | | |

| RPI S | Opponent | Score | RPI S | Opponent | Score | RPI S | Opponent | Score | RPI S | Opponent | Score | Team's RPI: 261 |
|--------------------|----------------|-------|-------|--------------------|-------|-------|--------------------|-------|-------|------------------|-------|-----------------|
| 43 | H Colorado | 75 79 | 51 | A Tennessee | 41 79 | 104 | A Idaho | 54 61 | 110 | H Boise St. | 69 72 | |
| | | | 71 | A Fresno St. | 53 55 | 134 | H San Jose St. | 53 58 | 181 | A New Mexico | 62 73 | |
| | | | | | | 201 | H Northern Ill. | 75 80 | 204 | A Northern Colo. | 75 58 | |
| | | | | | | 215 | A Wyoming | 56 49 | 216 | A Tulsa | 55 61 | |
| | | | | | | 265 | A San Diego St. | 49 59 | 278 | H UC Riverside | 52 40 | |
| | | | | | | 282 | H Utah St. | 56 55 | 287 | H Nevada | 75 70 | |
| | | | | | | 311 | H Incarnate Word | 75 47 | 316 | H Air Force | 60 40 | |
| | | | | | | 351 | H Mississippi Val. | 65 46 | | | | |
| LAST 10 Division I | | | | | | | | | | | | |
| 282 | H Utah St. | 56 55 | 215 | A Wyoming | 56 49 | | | | | | | |
| 71 | A Fresno St. | 53 55 | 287 | H Nevada | 75 70 | | | | | | | |
| 316 | H Air Force | 60 40 | 216 | A Tulsa | 55 61 | | | | | | | |
| 181 | A New Mexico | 62 73 | 351 | H Mississippi Val. | 65 46 | | | | | | | |
| 134 | H San Jose St. | 53 58 | 51 | A Tennessee | 41 79 | | | | | | | |

Non-Div I Games: Western St. 56 47 Chadron St. 102 51

Colorado St.

| 0- 0 | | | 0- 0 | | | NEUTRAL | | | 0- 0 | | | 0- 0 | | | 0- 0 | | |
|--------------------|---|----------|-----------|-----|---|---------------|-------|-----|----------|------------|-------|-----------------|-------|-----------------|-------|--|--|
| RPI 1-25 | | | RPI 26-50 | | | RPI 51-100 | | | RPI 101+ | | | Team's RPI: 162 | | | | | |
| RPI | S | Opponent | Score | RPI | S | Opponent | Score | RPI | S | Opponent | Score | RPI | S | Opponent | Score | | |
| | | | | | | | | 68 | A | Buffalo | 75 82 | 117 | H | Fordham | 70 51 | | |
| | | | | | | | | 83 | A | Vanderbilt | 51 72 | 129 | A | Cornell | 77 80 | | |
| | | | | | | | | 100 | H | Davidson | 63 60 | 129 | H | Cornell | 76 66 | | |
| | | | | | | | | | | | | 138 | A | Robert Morris | 61 59 | | |
| | | | | | | | | | | | | 184 | H | Saint Joseph's | 57 71 | | |
| | | | | | | | | | | | | 221 | H | Georgetown | 54 49 | | |
| | | | | | | | | | | | | 264 | H | Milwaukee | 74 46 | | |
| | | | | | | | | | | | | 294 | A | Army West Point | 71 62 | | |
| | | | | | | | | | | | | 313 | A | Albany (NY) | 78 82 | | |
| | | | | | | | | | | | | 328 | H | Mercer | 77 48 | | |
| | | | | | | | | | | | | 329 | H | NJIT | 99 43 | | |
| | | | | | | | | | | | | 339 | A | Tennessee St. | 75 65 | | |
| LAST 10 Division I | | | | | | | | | | | | | | | | | |
| | | | | 129 | A | Cornell | 77 80 | | | 329 | H | NJIT | 99 43 | | | | |
| | | | | 129 | H | Cornell | 76 66 | | | 100 | H | Davidson | 63 60 | | | | |
| | | | | 328 | H | Mercer | 77 48 | | | 221 | H | Georgetown | 54 49 | | | | |
| | | | | 339 | A | Tennessee St. | 75 65 | | | 264 | H | Milwaukee | 74 46 | | | | |
| | | | | 83 | A | Vanderbilt | 51 72 | | | 294 | A | Army West Point | 71 62 | | | | |

Non-Div I Games:

| | | | | | | | | | | |
|-------------------|----------|-----------|----------------|------------|-------------|---------------|------|------|-------|-----------|
| Average RPI Win: | 0 | WON-LOST | WINNING | LAST 10 | STRENGTH OF | OPP. STRENGTH | TEAM | ADJ. | CONF. | ADJ CONF. |
| Average RPI Loss: | 182 | RECORD | PCT. RANK | GAMES | SCHEDULE | OF SCHEDULE | RPI | RPI | RPI | RPI |
| DIV. I ONLY | 0- 18 | 349 | 0-10 | 216 | 292 | 343 | 343 | 30 | 30 | |
| DIV. I NON-CONF. | 0- 12 | 338 | 0-4 | 150 | 205 | 327 | 327 | 31 | 31 | |
| TOTALS | RPI 1-25 | RPI 26-50 | W-L RECORDS | RPI 51-100 | RPI 101-150 | RPI 150+ | | | | |
| 0- 18 | 0- 0 | 0- 3 | OVERALL | 0- 2 | 0- 3 | 0- 10 | | | | |
| 0- 6 | 0- 0 | 0- 0 | HOME | 0- 0 | 0- 1 | 0- 5 | | | | |
| 0- 12 | 0- 0 | 0- 3 | AWAY | 0- 2 | 0- 2 | 0- 5 | | | | |
| 0- 0 | 0- 0 | 0- 0 | NEUTRAL | 0- 0 | 0- 0 | 0- 0 | | | | |
| 0- 12 | 0- 0 | 0- 3 | NON-CONFERENCE | 0- 2 | 0- 2 | 0- 5 | | | | |
| 0- 2 | 0- 0 | 0- 0 | HOME | 0- 0 | 0- 0 | 0- 2 | | | | |
| 0- 10 | 0- 0 | 0- 3 | AWAY | 0- 2 | 0- 2 | 0- 3 | | | | |
| 0- 0 | 0- 0 | 0- 0 | NEUTRAL | 0- 0 | 0- 0 | 0- 0 | | | | |
| 0- 6 | 0- 0 | 0- 0 | CONFERENCE | 0- 0 | 0- 1 | 0- 5 | | | | |
| 0- 4 | 0- 0 | 0- 0 | HOME | 0- 0 | 0- 1 | 0- 3 | | | | |
| 0- 2 | 0- 0 | 0- 0 | AWAY | 0- 0 | 0- 0 | 0- 2 | | | | |
| 0- 0 | 0- 0 | 0- 0 | NEUTRAL | 0- 0 | 0- 0 | 0- 0 | | | | |

| RPI S | Opponent | Score | RPI S | Opponent | Score | RPI S | Opponent | Score | RPI S | Opponent | Score | Team's RPI: 343 |
|--------------------|----------|-------|-------|-----------------|--------|-------|--------------------|-------|-------|--------------------|-------|-----------------|
| | | | 39 A | West Virginia | 47 82 | 79 A | Dayton | 48 78 | 103 A | Cincinnati | 40 86 | |
| | | | 41 A | Rutgers | 33 107 | 90 A | South Dakota St. | 41 94 | 136 H | N.C. A&T | 38 84 | |
| | | | 49 A | South Dakota | 44 82 | | | | 146 A | George Washington | 35 54 | |
| | | | | | | | | | 151 A | Bethune-Cookman | 51 82 | |
| | | | | | | | | | 174 H | Norfolk St. | 48 85 | |
| | | | | | | | | | 198 A | La Salle | 46 79 | |
| | | | | | | | | | 219 H | Niagara | 67 82 | |
| | | | | | | | | | 247 A | Marshall | 47 60 | |
| | | | | | | | | | 267 H | Morgan St. | 42 47 | |
| | | | | | | | | | 306 A | UMBC | 48 71 | |
| | | | | | | | | | 337 H | Saint Peter's | 57 82 | |
| | | | | | | | | | 349 H | South Carolina St. | 60 71 | |
| | | | | | | | | | 350 A | Florida A&M | 48 58 | |
| LAST 10 Division I | | | | | | | | | | | | |
| | | | 267 H | Morgan St. | 42 47 | 349 H | South Carolina St. | 60 71 | | | | |
| | | | 136 H | N.C. A&T | 38 84 | 79 A | Dayton | 48 78 | | | | |
| | | | 350 A | Florida A&M | 48 58 | 103 A | Cincinnati | 40 86 | | | | |
| | | | 151 A | Bethune-Cookman | 51 82 | 219 H | Niagara | 67 82 | | | | |
| | | | 174 H | Norfolk St. | 48 85 | 49 A | South Dakota | 44 82 | | | | |

Non-Div I Games:

Coppin St.

■ Loss,
 ■ Non-Conf,
 ■ S Site,
 ■ Home
 ■ A Away
 N Neutral

| | | | | | | | | | |
|------------------------------|----------|-----------|----------------|-------------|---------------|----------|------|-------|-----------|
| Average RPI Win: 253 | WON-LOST | WINNING | LAST 10 | STRENGTH OF | OPP. STRENGTH | TEAM | ADJ. | CONF. | ADJ CONF. |
| Average RPI Loss: 101 | RECORD | PCT. RANK | GAMES | SCHEDULE | OF SCHEDULE | RPI | RPI | RPI | RPI |
| DIV. I ONLY | 8- 6 | 138 | 6-4 | 128 | 238 | 129 | 129 | 8 | 8 |
| DIV. I NON-CONF. | 7- 5 | 131 | 5-3 | 195 | 231 | 145 | 145 | 9 | 9 |
| ----- | | | | | | | | | |
| TOTALS | RPI 1-25 | RPI 26-50 | W-L RECORDS | RPI 51-100 | RPI 101-150 | RPI 150+ | | | |
| 8- 6 | 0- 1 | 0- 1 | OVERALL | 0- 1 | 0- 1 | 8- 2 | | | |
| 4- 3 | 0- 0 | 0- 0 | HOME | 0- 1 | 0- 1 | 4- 1 | | | |
| 4- 3 | 0- 1 | 0- 1 | AWAY | 0- 0 | 0- 0 | 4- 1 | | | |
| 0- 0 | 0- 0 | 0- 0 | NEUTRAL | 0- 0 | 0- 0 | 0- 0 | | | |
| 7- 5 | 0- 1 | 0- 1 | NON-CONFERENCE | 0- 1 | 0- 1 | 7- 1 | | | |
| 3- 3 | 0- 0 | 0- 0 | HOME | 0- 1 | 0- 1 | 3- 1 | | | |
| 4- 2 | 0- 1 | 0- 1 | AWAY | 0- 0 | 0- 0 | 4- 0 | | | |
| 0- 0 | 0- 0 | 0- 0 | NEUTRAL | 0- 0 | 0- 0 | 0- 0 | | | |
| 1- 1 | 0- 0 | 0- 0 | CONFERENCE | 0- 0 | 0- 0 | 1- 1 | | | |
| 1- 0 | 0- 0 | 0- 0 | HOME | 0- 0 | 0- 0 | 1- 0 | | | |
| 0- 1 | 0- 0 | 0- 0 | AWAY | 0- 0 | 0- 0 | 0- 1 | | | |
| 0- 0 | 0- 0 | 0- 0 | NEUTRAL | 0- 0 | 0- 0 | 0- 0 | | | |

| RPI 1-25 | | | | RPI 26-50 | | | | RPI 51-100 | | | | RPI 101+ Team's RPI: 129 | | | |
|--------------------|---|-----------------|-------|-----------|---|---------------|-------|------------|---|----------|-------|--------------------------|---|-----------------|-------|
| RPI | S | Opponent | Score | RPI | S | Opponent | Score | RPI | S | Opponent | Score | RPI | S | Opponent | Score |
| 23 | A | TCU | 49 59 | 39 | A | West Virginia | 62 68 | 91 | H | Colgate | 58 62 | 109 | H | Duquesne | 62 72 |
| | | | | | | | | | | | | 162 | A | Columbia | 66 76 |
| | | | | | | | | | | | | 162 | H | Columbia | 80 77 |
| | | | | | | | | | | | | 180 | H | Binghamton | 56 59 |
| | | | | | | | | | | | | 219 | H | Niagara | 82 59 |
| | | | | | | | | | | | | 220 | A | UMass Lowell | 70 56 |
| | | | | | | | | | | | | 239 | H | ETSU | 71 43 |
| | | | | | | | | | | | | 259 | A | Delaware St. | 77 51 |
| | | | | | | | | | | | | 283 | A | St. Bonaventure | 70 42 |
| | | | | | | | | | | | | 313 | A | Albany (NY) | 71 51 |
| | | | | | | | | | | | | 329 | H | NJIT | 68 44 |
| ----- | | | | | | | | | | | | | | | |
| LAST 10 Division I | | | | | | | | | | | | | | | |
| 162 | H | Columbia | 80 77 | 109 | H | Duquesne | 62 72 | | | | | | | | |
| 162 | A | Columbia | 66 76 | 180 | H | Binghamton | 56 59 | | | | | | | | |
| 239 | H | ETSU | 71 43 | 220 | A | UMass Lowell | 70 56 | | | | | | | | |
| 39 | A | West Virginia | 62 68 | 259 | A | Delaware St. | 77 51 | | | | | | | | |
| 283 | A | St. Bonaventure | 70 42 | 219 | H | Niagara | 82 59 | | | | | | | | |

Non-Div I Games:

Cornell

Creighton

Through Games Of Jan. 26, 2020

| | | | | | | | | | | |
|-------------------|----------|-----------|----------------|------------|-------------|---------------|------|------|-------|-----------|
| Average RPI Win: | 134 | WON-LOST | WINNING | LAST 10 | STRENGTH OF | OPP. STRENGTH | TEAM | ADJ. | CONF. | ADJ CONF. |
| Average RPI Loss: | 47 | RECORD | PCT. RANK | GAMES | SCHEDULE | OF SCHEDULE | RPI | RPI | RPI | RPI |
| DIV. I ONLY | 13- 7 | 92 | 5-5 | 36 | 30 | 40 | 40 | 6 | 6 | |
| DIV. I NON-CONF. | 8- 3 | 68 | 0-1 | 21 | 35 | 13 | 13 | 6 | 6 | |
| TOTALS | RPI 1-25 | RPI 26-50 | W-L RECORDS | RPI 51-100 | RPI 101-150 | RPI 150+ | | | | |
| 13- 7 | 0- 1 | 3- 4 | OVERALL | 4- 2 | 1- 0 | 5- 0 | | | | |
| 7- 2 | 0- 1 | 1- 0 | HOME | 2- 1 | 1- 0 | 3- 0 | | | | |
| 4- 5 | 0- 0 | 1- 4 | AWAY | 1- 1 | 0- 0 | 2- 0 | | | | |
| 2- 0 | 0- 0 | 1- 0 | NEUTRAL | 1- 0 | 0- 0 | 0- 0 | | | | |
| 8- 3 | 0- 0 | 2- 3 | NON-CONFERENCE | 3- 0 | 0- 0 | 3- 0 | | | | |
| 4- 0 | 0- 0 | 0- 0 | HOME | 2- 0 | 0- 0 | 2- 0 | | | | |
| 2- 3 | 0- 0 | 1- 3 | AWAY | 0- 0 | 0- 0 | 1- 0 | | | | |
| 2- 0 | 0- 0 | 1- 0 | NEUTRAL | 1- 0 | 0- 0 | 0- 0 | | | | |
| 5- 4 | 0- 1 | 1- 1 | CONFERENCE | 1- 2 | 1- 0 | 2- 0 | | | | |
| 3- 2 | 0- 1 | 1- 0 | HOME | 0- 1 | 1- 0 | 1- 0 | | | | |
| 2- 2 | 0- 0 | 0- 1 | AWAY | 1- 1 | 0- 0 | 1- 0 | | | | |
| 0- 0 | 0- 0 | 0- 0 | NEUTRAL | 0- 0 | 0- 0 | 0- 0 | | | | |

| RPI S | Opponent | Score | RPI S | Opponent | Score | Team's RPI: 40 | RPI S | Opponent | Score | RPI S | Opponent | Score | RPI S | Opponent | Score |
|--------------------|----------|-------|-------|-------------------|-------|----------------|-------|--------------------|-------|-------|--------------------|-------|-------|----------|-------|
| 17 | H DePaul | 71 74 | 27 | A Arizona St. | 55 70 | | 54 | N Temple | 69 59 | 131 | H Providence | 72 63 | | | |
| | | | 30 | A Drake | 53 63 | | 55 | H UNI | 57 54 | 166 | H Wichita St. | 56 46 | | | |
| | | | 37 | H Marquette | 72 62 | | 74 | A Seton Hall | 70 82 | 221 | A Georgetown | 65 56 | | | |
| | | | 39 | N West Virginia | 82 75 | | 88 | A Villanova | 58 42 | 226 | H Xavier | 62 55 | | | |
| | | | 42 | A St. John's (NY) | 58 63 | | 90 | H South Dakota St. | 61 48 | 290 | H North Dakota St. | 70 59 | | | |
| | | | 49 | A South Dakota | 65 72 | | 92 | H Butler | 67 73 | 300 | A Omaha | 67 54 | | | |
| | | | 50 | A Nebraska | 79 74 | | | | | | | | | | |
| LAST 10 Division I | | | | | | | | | | | | | | | |
| | | | 92 | H Butler | 67 73 | | 17 | H DePaul | 71 74 | | | | | | |
| | | | 226 | H Xavier | 62 55 | | 37 | H Marquette | 72 62 | | | | | | |
| | | | 42 | A St. John's (NY) | 58 63 | | 88 | A Villanova | 58 42 | | | | | | |
| | | | 74 | A Seton Hall | 70 82 | | 221 | A Georgetown | 65 56 | | | | | | |
| | | | 131 | H Providence | 72 63 | | 27 | A Arizona St. | 55 70 | | | | | | |

Non-Div I Games:

Creighton

Loss, Non-Conf, S Site, H Home A Away N Neutral

| | | | | | | | | | |
|------------------------------|----------|-----------|----------------|-------------|---------------|----------|------|-------|-----------|
| Average RPI Win: 228 | WON-LOST | WINNING | LAST 10 | STRENGTH OF | OPP. STRENGTH | TEAM | ADJ. | CONF. | ADJ CONF. |
| Average RPI Loss: 164 | RECORD | PCT. RANK | GAMES | SCHEDULE | OF SCHEDULE | RPI | RPI | RPI | RPI |
| DIV. I ONLY | 7- 8 | 200 | 4-6 | 125 | 275 | 159 | 159 | 8 | 8 |
| DIV. I NON-CONF. | 6- 7 | 182 | 3-5 | 181 | 270 | 178 | 178 | 9 | 9 |
| TOTALS | RPI 1-25 | RPI 26-50 | W-L RECORDS | RPI 51-100 | RPI 101-150 | RPI 150+ | | | |
| 7- 8 | 0- 1 | 0- 0 | OVERALL | 0- 1 | 1- 2 | 6- 4 | | | |
| 5- 1 | 0- 0 | 0- 0 | HOME | 0- 0 | 1- 0 | 4- 1 | | | |
| 2- 7 | 0- 1 | 0- 0 | AWAY | 0- 1 | 0- 2 | 2- 3 | | | |
| 0- 0 | 0- 0 | 0- 0 | NEUTRAL | 0- 0 | 0- 0 | 0- 0 | | | |
| 6- 7 | 0- 1 | 0- 0 | NON-CONFERENCE | 0- 1 | 0- 1 | 6- 4 | | | |
| 4- 1 | 0- 0 | 0- 0 | HOME | 0- 0 | 0- 0 | 4- 1 | | | |
| 2- 6 | 0- 1 | 0- 0 | AWAY | 0- 1 | 0- 1 | 2- 3 | | | |
| 0- 0 | 0- 0 | 0- 0 | NEUTRAL | 0- 0 | 0- 0 | 0- 0 | | | |
| 1- 1 | 0- 0 | 0- 0 | CONFERENCE | 0- 0 | 1- 1 | 0- 0 | | | |
| 1- 0 | 0- 0 | 0- 0 | HOME | 0- 0 | 1- 0 | 0- 0 | | | |
| 0- 1 | 0- 0 | 0- 0 | AWAY | 0- 0 | 0- 1 | 0- 0 | | | |
| 0- 0 | 0- 0 | 0- 0 | NEUTRAL | 0- 0 | 0- 0 | 0- 0 | | | |

| RPI 1-25 | | | | RPI 26-50 | | | | RPI 51-100 | | | | RPI 101+ Team's RPI: 159 | | | |
|--------------------|---|-----------------|--------------|-----------|---|---------------|--------------|------------|---|----------|--------------|--------------------------|---|-----------------|--------------|
| RPI | S | Opponent | Score | RPI | S | Opponent | Score | RPI | S | Opponent | Score | RPI | S | Opponent | Score |
| 15 | A | Northwestern | 37 79 | | | | | 68 | A | Buffalo | 49 73 | 102 | A | Loyola Chicago | 40 61 |
| | | | | | | | | | | | | 140 | A | Harvard | 49 64 |
| | | | | | | | | | | | | 140 | H | Harvard | 63 62 |
| | | | | | | | | | | | | 171 | H | Merrimack | 57 52 |
| | | | | | | | | | | | | 200 | A | Boston U. | 56 74 |
| | | | | | | | | | | | | 220 | A | UMass Lowell | 62 51 |
| | | | | | | | | | | | | 222 | A | Manhattan | 58 70 |
| | | | | | | | | | | | | 252 | A | Fairfield | 52 51 |
| | | | | | | | | | | | | 255 | H | Maine | 57 41 |
| | | | | | | | | | | | | 274 | A | Loyola Maryland | 56 72 |
| | | | | | | | | | | | | 279 | H | New Hampshire | 66 47 |
| | | | | | | | | | | | | 281 | H | Vermont | 72 55 |
| | | | | | | | | | | | | 293 | H | Texas St. | 51 61 |
| LAST 10 Division I | | | | | | | | | | | | | | | |
| 140 | A | Harvard | 49 64 | 279 | H | New Hampshire | 66 47 | | | | | | | | |
| 140 | H | Harvard | 63 62 | 293 | H | Texas St. | 51 61 | | | | | | | | |
| 274 | A | Loyola Maryland | 56 72 | 220 | A | UMass Lowell | 62 51 | | | | | | | | |
| 68 | A | Buffalo | 49 73 | 255 | H | Maine | 57 41 | | | | | | | | |
| 200 | A | Boston U. | 56 74 | 15 | A | Northwestern | 37 79 | | | | | | | | |

Non-Div I Games:

Dartmouth

■ Loss,
■ Non-Conf,
■ S Site,
■ H Home
■ A Away
N Neutral

Davidson

Through Games Of Jan. 26, 2020

| | | | | | | | | | | |
|-------------------|----------|-----------|----------------|------------|-------------|---------------|------|------|-------|-----------|
| Average RPI Win: | 206 | WON-LOST | WINNING | LAST 10 | STRENGTH OF | OPP. STRENGTH | TEAM | ADJ. | CONF. | ADJ CONF. |
| Average RPI Loss: | 88 | RECORD | PCT. RANK | GAMES | SCHEDULE | OF SCHEDULE | RPI | RPI | RPI | RPI |
| DIV. I ONLY | 11- 7 | 108 | 6-4 | 191 | 104 | 100 | 100 | 12 | 12 | |
| DIV. I NON-CONF. | 6- 6 | 164 | 1-3 | 235 | 130 | 153 | 153 | 12 | 12 | |
| TOTALS | RPI 1-25 | RPI 26-50 | W-L RECORDS | RPI 51-100 | RPI 101-150 | RPI 150+ | | | | |
| 11- 7 | 0- 0 | 0- 2 | OVERALL | 1- 2 | 2- 2 | 8- 1 | | | | |
| 5- 1 | 0- 0 | 0- 0 | HOME | 0- 1 | 2- 0 | 3- 0 | | | | |
| 5- 6 | 0- 0 | 0- 2 | AWAY | 1- 1 | 0- 2 | 4- 1 | | | | |
| 1- 0 | 0- 0 | 0- 0 | NEUTRAL | 0- 0 | 0- 0 | 1- 0 | | | | |
| 6- 6 | 0- 0 | 0- 2 | NON-CONFERENCE | 0- 2 | 0- 1 | 6- 1 | | | | |
| 2- 1 | 0- 0 | 0- 0 | HOME | 0- 1 | 0- 0 | 2- 0 | | | | |
| 3- 5 | 0- 0 | 0- 2 | AWAY | 0- 1 | 0- 1 | 3- 1 | | | | |
| 1- 0 | 0- 0 | 0- 0 | NEUTRAL | 0- 0 | 0- 0 | 1- 0 | | | | |
| 5- 1 | 0- 0 | 0- 0 | CONFERENCE | 1- 0 | 2- 1 | 2- 0 | | | | |
| 3- 0 | 0- 0 | 0- 0 | HOME | 0- 0 | 2- 0 | 1- 0 | | | | |
| 2- 1 | 0- 0 | 0- 0 | AWAY | 1- 0 | 0- 1 | 1- 0 | | | | |
| 0- 0 | 0- 0 | 0- 0 | NEUTRAL | 0- 0 | 0- 0 | 0- 0 | | | | |

| RPI 1-25 | | | | RPI 26-50 | | | | RPI 51-100 | | | | Team's RPI: 100 | RPI 101+ | | | |
|--------------------|---|----------|-------|-----------|---|-------------------|-------|------------|---|-------------|-------|-----------------|----------|---|-------------------|--------|
| RPI | S | Opponent | Score | RPI | S | Opponent | Score | RPI | S | Opponent | Score | | RPI | S | Opponent | Score |
| | | | | 26 | A | Virginia Tech | 68 88 | 69 | A | Drexel | 63 74 | | 117 | H | Fordham | 74 62 |
| | | | | 36 | A | Duke | 52 82 | 76 | H | Charlotte | 64 75 | | 118 | A | Richmond | 57 69 |
| | | | | | | | | 98 | A | Saint Louis | 65 58 | | 130 | A | Florida | 50 55 |
| | | | | | | | | | | | | | 146 | H | George Washington | 62 55 |
| | | | | | | | | | | | | | 162 | A | Columbia | 60 63 |
| | | | | | | | | | | | | | 172 | H | Rhode Island | 79 67 |
| | | | | | | | | | | | | | 208 | A | High Point | 73 63 |
| | | | | | | | | | | | | | 212 | A | George Mason | 76 69 |
| | | | | | | | | | | | | | 221 | H | Georgetown | 66 52 |
| | | | | | | | | | | | | | 227 | A | UMKC | 74 64 |
| | | | | | | | | | | | | | 239 | A | ETSU | 75 60 |
| | | | | | | | | | | | | | 297 | N | UC Irvine | 78 72 |
| | | | | | | | | | | | | | 332 | H | Western Caro. | 101 51 |
| LAST 10 Division I | | | | | | | | | | | | | | | | |
| | | | | 118 | A | Richmond | 57 69 | 98 | A | Saint Louis | 65 58 | | | | | |
| | | | | 146 | H | George Washington | 62 55 | 130 | A | Florida | 50 55 | | | | | |
| | | | | 212 | A | George Mason | 76 69 | 76 | H | Charlotte | 64 75 | | | | | |
| | | | | 172 | H | Rhode Island | 79 67 | 162 | A | Columbia | 60 63 | | | | | |
| | | | | 117 | H | Fordham | 74 62 | 208 | A | High Point | 73 63 | | | | | |

Non-Div I Games: Newberry 75 46

Davidson

■ Loss,
 ■ Non-Conf,
 ■ S Site,
 ■ H Home
 ■ A Away
 N Neutral

| | | | | | | | | | | |
|-------------------|----------|-----------|----------------|------------|-------------|---------------|------|------|-------|-----------|
| Average RPI Win: | 190 | WON-LOST | WINNING | LAST 10 | STRENGTH OF | OPP. STRENGTH | TEAM | ADJ. | CONF. | ADJ CONF. |
| Average RPI Loss: | 46 | RECORD | PCT. RANK | GAMES | SCHEDULE | OF SCHEDULE | RPI | RPI | RPI | RPI |
| DIV. I ONLY | 14- 7 | 76 | 9-1 | 116 | 51 | 79 | 79 | 12 | 12 | |
| DIV. I NON-CONF. | 7- 7 | 164 | 2-1 | 125 | 14 | 128 | 128 | 12 | 12 | |
| TOTALS | RPI 1-25 | RPI 26-50 | W-L RECORDS | RPI 51-100 | RPI 101-150 | RPI 150+ | | | | |
| 14- 7 | 0- 4 | 0- 0 | OVERALL | 1- 2 | 5- 1 | 8- 0 | | | | |
| 7- 2 | 0- 2 | 0- 0 | HOME | 1- 0 | 2- 0 | 4- 0 | | | | |
| 5- 2 | 0- 1 | 0- 0 | AWAY | 0- 1 | 3- 0 | 2- 0 | | | | |
| 2- 3 | 0- 1 | 0- 0 | NEUTRAL | 0- 1 | 0- 1 | 2- 0 | | | | |
| 7- 7 | 0- 4 | 0- 0 | NON-CONFERENCE | 0- 2 | 1- 1 | 6- 0 | | | | |
| 3- 2 | 0- 2 | 0- 0 | HOME | 0- 0 | 0- 0 | 3- 0 | | | | |
| 2- 2 | 0- 1 | 0- 0 | AWAY | 0- 1 | 1- 0 | 1- 0 | | | | |
| 2- 3 | 0- 1 | 0- 0 | NEUTRAL | 0- 1 | 0- 1 | 2- 0 | | | | |
| 7- 0 | 0- 0 | 0- 0 | CONFERENCE | 1- 0 | 4- 0 | 2- 0 | | | | |
| 4- 0 | 0- 0 | 0- 0 | HOME | 1- 0 | 2- 0 | 1- 0 | | | | |
| 3- 0 | 0- 0 | 0- 0 | AWAY | 0- 0 | 2- 0 | 1- 0 | | | | |
| 0- 0 | 0- 0 | 0- 0 | NEUTRAL | 0- 0 | 0- 0 | 0- 0 | | | | |

| RPI | S | Opponent | Score |
|-----|---|----------------|-------|
| 1 | H | South Carolina | 49 75 |
| 7 | H | UConn | 37 75 |
| 10 | N | Gonzaga | 65 76 |
| 22 | A | Central Mich. | 80 81 |

| RPI | S | Opponent | Score |
|-----|---|----------|-------|
| | | | |
| | | | |
| | | | |
| | | | |

| RPI | S | Opponent | Score |
|-----|---|-------------|-------|
| 67 | N | Wake Forest | 59 78 |
| 68 | A | Buffalo | 59 67 |
| 98 | H | Saint Louis | 48 47 |

| RPI | S | Opponent | Score |
|-----|---|-------------------|-------|
| 109 | H | Duquesne | 54 41 |
| 117 | H | Fordham | 48 44 |
| 118 | A | Richmond | 65 51 |
| 133 | A | Northeastern | 71 60 |
| 144 | N | Auburn | 74 76 |
| 146 | A | George Washington | 66 50 |
| 155 | A | Toledo | 60 42 |
| 198 | A | La Salle | 98 58 |
| 212 | H | George Mason | 59 55 |
| 244 | H | Morehead St. | 58 41 |
| 255 | N | Maine | 78 49 |
| 260 | H | Lipscomb | 82 60 |
| 271 | N | East Carolina | 94 68 |
| 343 | H | Coppin St. | 78 48 |

LAST 10 Division I

| | | | | | | | |
|-----|---|-------------------|-------|-----|---|---------------|-------|
| 117 | H | Fordham | 48 44 | 212 | H | George Mason | 59 55 |
| 146 | A | George Washington | 66 50 | 198 | A | La Salle | 98 58 |
| 98 | H | Saint Louis | 48 47 | 343 | H | Coppin St. | 78 48 |
| 109 | H | Duquesne | 54 41 | 271 | N | East Carolina | 94 68 |
| 118 | A | Richmond | 65 51 | 67 | N | Wake Forest | 59 78 |

Non-Div I Games:

Dayton

■ Loss,
 ■ Non-Conf, S Site,
 ■ Home
 ■ Away
 N Neutral

| | | | | | | | | | | |
|-------------------|----------|-----------|----------------|------------|-------------|---------------|------|------|-------|-----------|
| Average RPI Win: | 129 | WON-LOST | WINNING | LAST 10 | STRENGTH OF | OPP. STRENGTH | TEAM | ADJ. | CONF. | ADJ CONF. |
| Average RPI Loss: | 10 | RECORD | PCT. RANK | GAMES | SCHEDULE | OF SCHEDULE | RPI | RPI | RPI | RPI |
| DIV. I ONLY | 19- 2 | 10 | 10-0 | 59 | 21 | 17 | 17 | 6 | 6 | |
| DIV. I NON-CONF. | 10- 2 | 30 | 1-0 | 57 | 23 | 17 | 17 | 6 | 6 | |
| TOTALS | RPI 1-25 | RPI 26-50 | W-L RECORDS | RPI 51-100 | RPI 101-150 | RPI 150+ | | | | |
| 19- 2 | 1- 2 | 3- 0 | OVERALL | 5- 0 | 4- 0 | 6- 0 | | | | |
| 11- 1 | 0- 1 | 2- 0 | HOME | 4- 0 | 0- 0 | 5- 0 | | | | |
| 8- 1 | 1- 1 | 1- 0 | AWAY | 1- 0 | 4- 0 | 1- 0 | | | | |
| 0- 0 | 0- 0 | 0- 0 | NEUTRAL | 0- 0 | 0- 0 | 0- 0 | | | | |
| 10- 2 | 1- 2 | 0- 0 | NON-CONFERENCE | 2- 0 | 3- 0 | 4- 0 | | | | |
| 6- 1 | 0- 1 | 0- 0 | HOME | 2- 0 | 0- 0 | 4- 0 | | | | |
| 4- 1 | 1- 1 | 0- 0 | AWAY | 0- 0 | 3- 0 | 0- 0 | | | | |
| 0- 0 | 0- 0 | 0- 0 | NEUTRAL | 0- 0 | 0- 0 | 0- 0 | | | | |
| 9- 0 | 0- 0 | 3- 0 | CONFERENCE | 3- 0 | 1- 0 | 2- 0 | | | | |
| 5- 0 | 0- 0 | 2- 0 | HOME | 2- 0 | 0- 0 | 1- 0 | | | | |
| 4- 0 | 0- 0 | 1- 0 | AWAY | 1- 0 | 1- 0 | 1- 0 | | | | |
| 0- 0 | 0- 0 | 0- 0 | NEUTRAL | 0- 0 | 0- 0 | 0- 0 | | | | |

| RPI 1-25 | | | | Team's RPI: 17 | | RPI 26-50 | | | | RPI 51-100 | | | | RPI 101+ | | | | | |
|--------------------|---|-----------------|-------|----------------|-----|-----------|-----------------|-------|----|------------|---|------------|-------|----------|-----|---|----------------|-------|----|
| RPI | S | Opponent | Score | | RPI | S | Opponent | Score | | RPI | S | Opponent | Score | | RPI | S | Opponent | Score | |
| 7 | H | UConn | 74 | 84 | 37 | H | Marquette | 89 | 71 | 63 | H | Miami (FL) | 89 | 83 | 102 | A | Loyola Chicago | 83 | 76 |
| 13 | A | Oregon St. | 77 | 98 | 40 | A | Creighton | 74 | 71 | 69 | H | Drexel | 81 | 57 | 127 | A | Notre Dame | 105 | 94 |
| 15 | A | Northwestern | 70 | 68 | 42 | H | St. John's (NY) | 74 | 69 | 74 | H | Seton Hall | 85 | 68 | 131 | A | Providence | 80 | 67 |
| | | | | | | | | | | 88 | H | Villanova | 85 | 69 | 143 | A | Green Bay | 76 | 65 |
| | | | | | | | | | | 92 | A | Butler | 80 | 65 | 189 | H | Miami (OH) | 98 | 79 |
| | | | | | | | | | | | | | | | 209 | H | Arkansas St. | 109 | 64 |
| | | | | | | | | | | | | | | | 221 | H | Georgetown | 92 | 66 |
| | | | | | | | | | | | | | | | 226 | A | Xavier | 91 | 68 |
| | | | | | | | | | | | | | | | 264 | H | Milwaukee | 94 | 65 |
| | | | | | | | | | | | | | | | 321 | H | Alabama St. | 105 | 76 |
| LAST 10 Division I | | | | | | | | | | | | | | | | | | | |
| 221 | H | Georgetown | 92 | 66 | 74 | H | Seton Hall | 85 | 68 | | | | | | | | | | |
| 88 | H | Villanova | 85 | 69 | 40 | A | Creighton | 74 | 71 | | | | | | | | | | |
| 92 | A | Butler | 80 | 65 | 131 | A | Providence | 80 | 67 | | | | | | | | | | |
| 226 | A | Xavier | 91 | 68 | 37 | H | Marquette | 89 | 71 | | | | | | | | | | |
| 42 | H | St. John's (NY) | 74 | 69 | 102 | A | Loyola Chicago | 83 | 76 | | | | | | | | | | |

Non-Div I Games:

DePaul

Delaware

Through Games Of Jan. 26, 2020

| | | | | | | | | | | |
|-------------------|----------|-----------|----------------|------------|-------------|---------------|------|------|-------|-----------|
| Average RPI Win: | 202 | WON-LOST | WINNING | LAST 10 | STRENGTH OF | OPP. STRENGTH | TEAM | ADJ. | CONF. | ADJ CONF. |
| Average RPI Loss: | 158 | RECORD | PCT. RANK | GAMES | SCHEDULE | OF SCHEDULE | RPI | RPI | RPI | RPI |
| DIV. I ONLY | 6- 12 | 260 | 3-7 | 205 | 118 | 229 | 229 | 14 | 14 | |
| DIV. I NON-CONF. | 4- 7 | 225 | 1-2 | 173 | 88 | 206 | 206 | 14 | 14 | |
| TOTALS | RPI 1-25 | RPI 26-50 | W-L RECORDS | RPI 51-100 | RPI 101-150 | RPI 150+ | | | | |
| 6- 12 | 0- 1 | 0- 0 | OVERALL | 0- 3 | 1- 2 | 5- 6 | | | | |
| 2- 4 | 0- 0 | 0- 0 | HOME | 0- 0 | 0- 2 | 2- 2 | | | | |
| 3- 8 | 0- 1 | 0- 0 | AWAY | 0- 3 | 1- 0 | 2- 4 | | | | |
| 1- 0 | 0- 0 | 0- 0 | NEUTRAL | 0- 0 | 0- 0 | 1- 0 | | | | |
| 4- 7 | 0- 1 | 0- 0 | NON-CONFERENCE | 0- 2 | 1- 1 | 3- 3 | | | | |
| 1- 3 | 0- 0 | 0- 0 | HOME | 0- 0 | 0- 1 | 1- 2 | | | | |
| 2- 4 | 0- 1 | 0- 0 | AWAY | 0- 2 | 1- 0 | 1- 1 | | | | |
| 1- 0 | 0- 0 | 0- 0 | NEUTRAL | 0- 0 | 0- 0 | 1- 0 | | | | |
| 2- 5 | 0- 0 | 0- 0 | CONFERENCE | 0- 1 | 0- 1 | 2- 3 | | | | |
| 1- 1 | 0- 0 | 0- 0 | HOME | 0- 0 | 0- 1 | 1- 0 | | | | |
| 1- 4 | 0- 0 | 0- 0 | AWAY | 0- 1 | 0- 0 | 1- 3 | | | | |
| 0- 0 | 0- 0 | 0- 0 | NEUTRAL | 0- 0 | 0- 0 | 0- 0 | | | | |

| RPI | S | Opponent | Score | RPI | S | Opponent | Score | RPI | S | Opponent | Score | RPI | S | Opponent | Score | Team's RPI: 229 |
|--------------------|---|----------------|-------|-----|---|--------------------|-------|-----|---|-----------|-------|-----|---|--------------------|-------|-----------------|
| 8 | A | Maryland | 55 99 | | | | | 58 | A | UCF | 49 75 | 133 | H | Northeastern | 62 72 | |
| | | | | | | | | 69 | A | Drexel | 59 63 | 138 | A | Robert Morris | 73 62 | |
| | | | | | | | | 76 | A | Charlotte | 57 61 | 146 | H | George Washington | 49 63 | |
| | | | | | | | | | | | | 153 | A | Elon | 65 56 | |
| | | | | | | | | | | | | 157 | A | William & Mary | 58 68 | |
| | | | | | | | | | | | | 168 | N | Santa Clara | 81 80 | |
| | | | | | | | | | | | | 212 | H | George Mason | 63 44 | |
| | | | | | | | | | | | | 234 | A | Cal St. Fullerton | 72 55 | |
| | | | | | | | | | | | | 237 | A | Gardner-Webb | 65 67 | |
| | | | | | | | | | | | | 241 | A | Col. of Charleston | 73 84 | |
| | | | | | | | | | | | | 254 | A | UNCW | 65 71 | |
| | | | | | | | | | | | | 255 | H | Maine | 56 69 | |
| | | | | | | | | | | | | 259 | H | Delaware St. | 64 67 | |
| | | | | | | | | | | | | 305 | H | Hofstra | 80 59 | |
| LAST 10 Division I | | | | | | | | | | | | | | | | |
| 153 | A | Elon | 65 56 | 241 | A | Col. of Charleston | 73 84 | | | | | | | | | |
| 157 | A | William & Mary | 58 68 | 254 | A | UNCW | 65 71 | | | | | | | | | |
| 69 | A | Drexel | 59 63 | 212 | H | George Mason | 63 44 | | | | | | | | | |
| 133 | H | Northeastern | 62 72 | 76 | A | Charlotte | 57 61 | | | | | | | | | |
| 305 | H | Hofstra | 80 59 | 237 | A | Gardner-Webb | 65 67 | | | | | | | | | |

Non-Div I Games:

Delaware

Loss, Non-Conf, S Site, H Home A Away N Neutral

| | | | | | | | | | | |
|-------------------|----------|-----------|----------------|------------|-------------|---------------|------|------|-------|-----------|
| Average RPI Win: | 297 | WON-LOST | WINNING | LAST 10 | STRENGTH OF | OPP. STRENGTH | TEAM | ADJ. | CONF. | ADJ CONF. |
| Average RPI Loss: | 141 | RECORD | PCT. RANK | GAMES | SCHEDULE | OF SCHEDULE | RPI | RPI | RPI | RPI |
| DIV. I ONLY | 5- 10 | 260 | 4-6 | 92 | 349 | 259 | 259 | 30 | 30 | |
| DIV. I NON-CONF. | 2- 9 | 304 | 1-5 | 45 | 343 | 252 | 252 | 31 | 31 | |
| TOTALS | RPI 1-25 | RPI 26-50 | W-L RECORDS | RPI 51-100 | RPI 101-150 | RPI 150+ | | | | |
| 5- 10 | 0- 0 | 0- 1 | OVERALL | 0- 2 | 0- 3 | 5- 4 | | | | |
| 3- 7 | 0- 0 | 0- 0 | HOME | 0- 1 | 0- 3 | 3- 3 | | | | |
| 2- 3 | 0- 0 | 0- 1 | AWAY | 0- 1 | 0- 0 | 2- 1 | | | | |
| 0- 0 | 0- 0 | 0- 0 | NEUTRAL | 0- 0 | 0- 0 | 0- 0 | | | | |
| 2- 9 | 0- 0 | 0- 1 | NON-CONFERENCE | 0- 2 | 0- 2 | 2- 4 | | | | |
| 1- 6 | 0- 0 | 0- 0 | HOME | 0- 1 | 0- 2 | 1- 3 | | | | |
| 1- 3 | 0- 0 | 0- 1 | AWAY | 0- 1 | 0- 0 | 1- 1 | | | | |
| 0- 0 | 0- 0 | 0- 0 | NEUTRAL | 0- 0 | 0- 0 | 0- 0 | | | | |
| 3- 1 | 0- 0 | 0- 0 | CONFERENCE | 0- 0 | 0- 1 | 3- 0 | | | | |
| 2- 1 | 0- 0 | 0- 0 | HOME | 0- 0 | 0- 1 | 2- 0 | | | | |
| 1- 0 | 0- 0 | 0- 0 | AWAY | 0- 0 | 0- 0 | 1- 0 | | | | |
| 0- 0 | 0- 0 | 0- 0 | NEUTRAL | 0- 0 | 0- 0 | 0- 0 | | | | |

| RPI 1-25 | | | RPI 26-50 | | | RPI 51-100 | | | RPI 101+ | | | Team's RPI: 259 | | | |
|--------------------|---|----------|-----------|-----|---|---------------|-------|-----|----------|----------------|--------|-----------------|---|----------------|-------|
| RPI | S | Opponent | Score | RPI | S | Opponent | Score | RPI | S | Opponent | Score | | | | |
| | | | | 45 | A | James Madison | 64 83 | 89 | A | Boston College | 69 109 | 115 | H | Lehigh | 38 68 |
| | | | | | | | | 95 | H | Rider | 69 71 | 129 | H | Cornell | 51 77 |
| | | | | | | | | | | | | 136 | H | N.C. A&T | 45 69 |
| | | | | | | | | | | | | 157 | H | William & Mary | 52 73 |
| | | | | | | | | | | | | 180 | H | Binghamton | 66 75 |
| | | | | | | | | | | | | 195 | H | Cleveland St. | 49 57 |
| | | | | | | | | | | | | 229 | A | Delaware | 67 64 |
| | | | | | | | | | | | | 267 | H | Morgan St. | 69 61 |
| | | | | | | | | | | | | 270 | A | Longwood | 62 78 |
| | | | | | | | | | | | | 327 | A | N.C. Central | 64 60 |
| | | | | | | | | | | | | 327 | H | N.C. Central | 64 54 |
| | | | | | | | | | | | | 337 | H | Saint Peter's | 89 66 |
| LAST 10 Division I | | | | | | | | | | | | | | | |
| | | | | 327 | A | N.C. Central | 64 60 | 89 | A | Boston College | 69 109 | | | | |
| | | | | 136 | H | N.C. A&T | 45 69 | 45 | A | James Madison | 64 83 | | | | |
| | | | | 327 | H | N.C. Central | 64 54 | 270 | A | Longwood | 62 78 | | | | |
| | | | | 267 | H | Morgan St. | 69 61 | 337 | H | Saint Peter's | 89 66 | | | | |
| | | | | 95 | H | Rider | 69 71 | 195 | H | Cleveland St. | 49 57 | | | | |

Non-Div I Games: Post 67 41 Georgian Court 69 48

Delaware St.

Loss, Non-Conf, S Site, H Home A Away N Neutral

| | | | | | | | | | |
|------------------------------|----------|-----------|----------------|-------------|---------------|----------|------|-------|-----------|
| Average RPI Win: 255 | WON-LOST | WINNING | LAST 10 | STRENGTH OF | OPP. STRENGTH | TEAM | ADJ. | CONF. | ADJ CONF. |
| Average RPI Loss: 185 | RECORD | PCT. RANK | GAMES | SCHEDULE | OF SCHEDULE | RPI | RPI | RPI | RPI |
| DIV. I ONLY | 8- 12 | 232 | 3-7 | 261 | 283 | 288 | 288 | 20 | 20 |
| DIV. I NON-CONF. | 5- 7 | 205 | 0-2 | 268 | 318 | 302 | 302 | 19 | 19 |
| TOTALS | RPI 1-25 | RPI 26-50 | W-L RECORDS | RPI 51-100 | RPI 101-150 | RPI 150+ | | | |
| 8- 12 | 0- 0 | 0- 2 | OVERALL | 0- 1 | 0- 1 | 8- 8 | | | |
| 7- 4 | 0- 0 | 0- 0 | HOME | 0- 1 | 0- 0 | 7- 3 | | | |
| 1- 6 | 0- 0 | 0- 2 | AWAY | 0- 0 | 0- 0 | 1- 4 | | | |
| 0- 2 | 0- 0 | 0- 0 | NEUTRAL | 0- 0 | 0- 1 | 0- 1 | | | |
| 5- 7 | 0- 0 | 0- 1 | NON-CONFERENCE | 0- 0 | 0- 1 | 5- 5 | | | |
| 5- 2 | 0- 0 | 0- 0 | HOME | 0- 0 | 0- 0 | 5- 2 | | | |
| 0- 3 | 0- 0 | 0- 1 | AWAY | 0- 0 | 0- 0 | 0- 2 | | | |
| 0- 2 | 0- 0 | 0- 0 | NEUTRAL | 0- 0 | 0- 1 | 0- 1 | | | |
| 3- 5 | 0- 0 | 0- 1 | CONFERENCE | 0- 1 | 0- 0 | 3- 3 | | | |
| 2- 2 | 0- 0 | 0- 0 | HOME | 0- 1 | 0- 0 | 2- 1 | | | |
| 1- 3 | 0- 0 | 0- 1 | AWAY | 0- 0 | 0- 0 | 1- 2 | | | |
| 0- 0 | 0- 0 | 0- 0 | NEUTRAL | 0- 0 | 0- 0 | 0- 0 | | | |

| RPI S | Opponent | Score | RPI S | Opponent | Score | RPI S | Opponent | Score | RPI S | Opponent | Score | Team's RPI: 288 |
|--------------------|--------------------|-------|-------|--------------------|--------|-------|--------------------|-------|-------|--------------------|-------|-----------------|
| 43 | A Colorado | 70 96 | 49 | A South Dakota | 61 104 | 90 | H South Dakota St. | 79 86 | 132 | N Western Mich. | 70 79 | |
| | | | | | | | | | 193 | A North Dakota | 91 81 | |
| | | | | | | | | | 193 | H North Dakota | 82 90 | |
| | | | | | | | | | 196 | N Akron | 72 88 | |
| | | | | | | | | | 203 | H Southern Utah | 81 73 | |
| | | | | | | | | | 204 | H Northern Colo. | 74 55 | |
| | | | | | | | | | 205 | A Western Ill. | 75 82 | |
| | | | | | | | | | 215 | H Wyoming | 71 57 | |
| | | | | | | | | | 217 | A Lamar University | 59 71 | |
| | | | | | | | | | 227 | A UMKC | 79 83 | |
| | | | | | | | | | 266 | H Alabama A&M | 83 86 | |
| | | | | | | | | | 290 | A North Dakota St. | 80 85 | |
| | | | | | | | | | 290 | H North Dakota St. | 91 82 | |
| | | | | | | | | | 297 | H UC Irvine | 83 75 | |
| | | | | | | | | | 300 | H Omaha | 66 60 | |
| | | | | | | | | | 310 | H New Mexico St. | 75 78 | |
| | | | | | | | | | 334 | H Cal Poly | 96 66 | |
| LAST 10 Division I | | | | | | | | | | | | |
| 290 | A North Dakota St. | 80 85 | 49 | A South Dakota | 61 104 | | | | | | | |
| 193 | A North Dakota | 91 81 | 193 | H North Dakota | 82 90 | | | | | | | |
| 300 | H Omaha | 66 60 | 290 | H North Dakota St. | 91 82 | | | | | | | |
| 205 | A Western Ill. | 75 82 | 132 | N Western Mich. | 70 79 | | | | | | | |
| 90 | H South Dakota St. | 79 86 | 196 | N Akron | 72 88 | | | | | | | |

Non-Div I Games: Colo. Christian 89 49

Denver

Detroit Mercy

Through Games Of Jan. 26, 2020

| | | | | | | | | | | |
|-------------------|----------|-----------|----------------|------------|-------------|---------------|------|------|-------|-----------|
| Average RPI Win: | 267 | WON-LOST | WINNING | LAST 10 | STRENGTH OF | OPP. STRENGTH | TEAM | ADJ. | CONF. | ADJ CONF. |
| Average RPI Loss: | 170 | RECORD | PCT. RANK | GAMES | SCHEDULE | OF SCHEDULE | RPI | RPI | RPI | RPI |
| DIV. I ONLY | 2- 18 | 339 | 2-8 | 165 | 272 | 314 | 314 | 21 | 21 | |
| DIV. I NON-CONF. | 0- 11 | 338 | 0-1 | 116 | 241 | 323 | 323 | 18 | 18 | |
| TOTALS | RPI 1-25 | RPI 26-50 | W-L RECORDS | RPI 51-100 | RPI 101-150 | RPI 150+ | | | | |
| 2- 18 | 0- 0 | 0- 0 | OVERALL | 0- 3 | 0- 5 | 2- 10 | | | | |
| 1- 9 | 0- 0 | 0- 0 | HOME | 0- 0 | 0- 2 | 1- 7 | | | | |
| 1- 7 | 0- 0 | 0- 0 | AWAY | 0- 3 | 0- 2 | 1- 2 | | | | |
| 0- 2 | 0- 0 | 0- 0 | NEUTRAL | 0- 0 | 0- 1 | 0- 1 | | | | |
| 0- 11 | 0- 0 | 0- 0 | NON-CONFERENCE | 0- 2 | 0- 3 | 0- 6 | | | | |
| 0- 5 | 0- 0 | 0- 0 | HOME | 0- 0 | 0- 1 | 0- 4 | | | | |
| 0- 4 | 0- 0 | 0- 0 | AWAY | 0- 2 | 0- 1 | 0- 1 | | | | |
| 0- 2 | 0- 0 | 0- 0 | NEUTRAL | 0- 0 | 0- 1 | 0- 1 | | | | |
| 2- 7 | 0- 0 | 0- 0 | CONFERENCE | 0- 1 | 0- 2 | 2- 4 | | | | |
| 1- 4 | 0- 0 | 0- 0 | HOME | 0- 0 | 0- 1 | 1- 3 | | | | |
| 1- 3 | 0- 0 | 0- 0 | AWAY | 0- 1 | 0- 1 | 1- 1 | | | | |
| 0- 0 | 0- 0 | 0- 0 | NEUTRAL | 0- 0 | 0- 0 | 0- 0 | | | | |

| RPI S | Opponent | Score | RPI S | Opponent | Score | RPI S | Opponent | Score | RPI S | Opponent | Score |
|--------------------|------------------|-------|-------|-----------------|-------|-------|----------------|--------|-------|------------------|-------|
| | | | | | | 61 | A IUPUI | 45 82 | 102 | H Loyola Chicago | 60 89 |
| | | | | | | 92 | A Butler | 60 82 | 132 | A Western Mich. | 67 82 |
| | | | | | | 94 | A Michigan St. | 52 110 | 135 | N Tennessee Tech | 47 69 |
| | | | | | | | | | 139 | A Wright St. | 61 67 |
| | | | | | | | | | 143 | H Green Bay | 48 65 |
| | | | | | | | | | 155 | H Toledo | 64 82 |
| | | | | | | | | | 164 | H Valparaiso | 58 77 |
| | | | | | | | | | 179 | H Eastern Mich. | 70 84 |
| | | | | | | | | | 195 | H Cleveland St. | 70 59 |
| | | | | | | | | | 196 | H Akron | 60 81 |
| | | | | | | | | | 210 | H Youngstown St. | 47 62 |
| | | | | | | | | | 212 | A George Mason | 62 75 |
| | | | | | | | | | 228 | A Northern Ky. | 60 72 |
| | | | | | | | | | 264 | H Milwaukee | 48 63 |
| | | | | | | | | | 272 | N Sacred Heart | 60 66 |
| | | | | | | | | | 273 | H Oakland | 57 71 |
| | | | | | | | | | 338 | A UIC | 70 62 |
| LAST 10 Division I | | | | | | | | | | | |
| 228 | A Northern Ky. | 60 72 | 264 | H Milwaukee | 48 63 | | | | | | |
| 139 | A Wright St. | 61 67 | 61 | A IUPUI | 45 82 | | | | | | |
| 210 | H Youngstown St. | 47 62 | 338 | A UIC | 70 62 | | | | | | |
| 195 | H Cleveland St. | 70 59 | 273 | H Oakland | 57 71 | | | | | | |
| 143 | H Green Bay | 48 65 | 179 | H Eastern Mich. | 70 84 | | | | | | |

Non-Div I Games:

Detroit Mercy

Loss, Non-Conf, S Site, H Home A Away N Neutral

Drake

Through Games Of Jan. 26, 2020

| | | | | | | | | | | |
|-------------------|----------|-----------|----------------|------------|-------------|---------------|------|------|-------|-----------|
| Average RPI Win: | 151 | WON-LOST | WINNING | LAST 10 | STRENGTH OF | OPP. STRENGTH | TEAM | ADJ. | CONF. | ADJ CONF. |
| Average RPI Loss: | 31 | RECORD | PCT. RANK | GAMES | SCHEDULE | OF SCHEDULE | RPI | RPI | RPI | RPI |
| DIV. I ONLY | 12- 6 | 76 | 6-4 | 45 | 22 | 30 | 30 | 7 | 7 | |
| DIV. I NON-CONF. | 7- 4 | 100 | 1-2 | 47 | 4 | 35 | 35 | 7 | 7 | |
| TOTALS | RPI 1-25 | RPI 26-50 | W-L RECORDS | RPI 51-100 | RPI 101-150 | RPI 150+ | | | | |
| 12- 6 | 0- 2 | 1- 3 | OVERALL | 5- 1 | 1- 0 | 5- 0 | | | | |
| 7- 0 | 0- 0 | 1- 0 | HOME | 3- 0 | 0- 0 | 3- 0 | | | | |
| 3- 5 | 0- 2 | 0- 2 | AWAY | 2- 1 | 0- 0 | 1- 0 | | | | |
| 2- 1 | 0- 0 | 0- 1 | NEUTRAL | 0- 0 | 1- 0 | 1- 0 | | | | |
| 7- 4 | 0- 1 | 1- 3 | NON-CONFERENCE | 2- 0 | 1- 0 | 3- 0 | | | | |
| 4- 0 | 0- 0 | 1- 0 | HOME | 2- 0 | 0- 0 | 1- 0 | | | | |
| 1- 3 | 0- 1 | 0- 2 | AWAY | 0- 0 | 0- 0 | 1- 0 | | | | |
| 2- 1 | 0- 0 | 0- 1 | NEUTRAL | 0- 0 | 1- 0 | 1- 0 | | | | |
| 5- 2 | 0- 1 | 0- 0 | CONFERENCE | 3- 1 | 0- 0 | 2- 0 | | | | |
| 3- 0 | 0- 0 | 0- 0 | HOME | 1- 0 | 0- 0 | 2- 0 | | | | |
| 2- 2 | 0- 1 | 0- 0 | AWAY | 2- 1 | 0- 0 | 0- 0 | | | | |
| 0- 0 | 0- 0 | 0- 0 | NEUTRAL | 0- 0 | 0- 0 | 0- 0 | | | | |

| RPI 1-25 | | | | RPI 26-50 | | | | RPI 51-100 | | | | RPI 101+ | | | |
|--------------------|---|--------------|-------|-----------|---|---------------|--------|------------|---|------------------|--------|----------|---|---------------|--------|
| RPI | S | Opponent | Score | RPI | S | Opponent | Score | RPI | S | Opponent | Score | RPI | S | Opponent | Score |
| 4 | A | Iowa | 67 79 | 29 | N | Purdue | 47 67 | 53 | A | Bradley | 76 77 | 144 | N | Auburn | 83 82 |
| 12 | A | Missouri St. | 67 69 | 38 | A | Oklahoma | 84 93 | 55 | H | UNI | 104 87 | 201 | A | Northern Ill. | 73 49 |
| | | | | 40 | H | Creighton | 63 53 | 59 | H | Iowa St. | 86 81 | 205 | H | Western Ill. | 94 75 |
| | | | | 49 | A | South Dakota | 94 102 | 87 | A | Southern Ill. | 73 65 | 255 | N | Maine | 94 62 |
| | | | | | | | | 90 | H | South Dakota St. | 74 67 | 269 | H | Indiana St. | 105 65 |
| | | | | | | | | 93 | A | Illinois St. | 69 67 | 315 | H | Evansville | 108 44 |
| LAST 10 Division I | | | | | | | | | | | | | | | |
| | | | | 53 | A | Bradley | 76 77 | 12 | A | Missouri St. | 67 69 | | | | |
| | | | | 93 | A | Illinois St. | 69 67 | 55 | H | UNI | 104 87 | | | | |
| | | | | 315 | H | Evansville | 108 44 | 201 | A | Northern Ill. | 73 49 | | | | |
| | | | | 269 | H | Indiana St. | 105 65 | 4 | A | Iowa | 67 79 | | | | |
| | | | | 87 | A | Southern Ill. | 73 65 | 38 | A | Oklahoma | 84 93 | | | | |

Drake

Drake

Non-Div I Games: Waldorf 103 18

Drake

Loss, Non-Conf, S Site, H Home A Away N Neutral

| | | | | | | | | | | |
|-------------------|----------|-----------|----------------|------------|-------------|---------------|------|------|-------|-----------|
| Average RPI Win: | 181 | WON-LOST | WINNING | LAST 10 | STRENGTH OF | OPP. STRENGTH | TEAM | ADJ. | CONF. | ADJ CONF. |
| Average RPI Loss: | 102 | RECORD | PCT. RANK | GAMES | SCHEDULE | OF SCHEDULE | RPI | RPI | RPI | RPI |
| DIV. I ONLY | 13- 6 | 66 | 8-2 | 120 | 126 | 69 | 69 | 14 | 14 | |
| DIV. I NON-CONF. | 7- 5 | 131 | 2-1 | 55 | 90 | 73 | 73 | 14 | 14 | |
| TOTALS | RPI 1-25 | RPI 26-50 | W-L RECORDS | RPI 51-100 | RPI 101-150 | RPI 150+ | | | | |
| 13- 6 | 0- 1 | 0- 0 | OVERALL | 2- 2 | 2- 2 | 9- 1 | | | | |
| 8- 1 | 0- 0 | 0- 0 | HOME | 2- 0 | 2- 1 | 4- 0 | | | | |
| 5- 4 | 0- 1 | 0- 0 | AWAY | 0- 1 | 0- 1 | 5- 1 | | | | |
| 0- 1 | 0- 0 | 0- 0 | NEUTRAL | 0- 1 | 0- 0 | 0- 0 | | | | |
| 7- 5 | 0- 1 | 0- 0 | NON-CONFERENCE | 2- 2 | 1- 2 | 4- 0 | | | | |
| 5- 1 | 0- 0 | 0- 0 | HOME | 2- 0 | 1- 1 | 2- 0 | | | | |
| 2- 3 | 0- 1 | 0- 0 | AWAY | 0- 1 | 0- 1 | 2- 0 | | | | |
| 0- 1 | 0- 0 | 0- 0 | NEUTRAL | 0- 1 | 0- 0 | 0- 0 | | | | |
| 6- 1 | 0- 0 | 0- 0 | CONFERENCE | 0- 0 | 1- 0 | 5- 1 | | | | |
| 3- 0 | 0- 0 | 0- 0 | HOME | 0- 0 | 1- 0 | 2- 0 | | | | |
| 3- 1 | 0- 0 | 0- 0 | AWAY | 0- 0 | 0- 0 | 3- 1 | | | | |
| 0- 0 | 0- 0 | 0- 0 | NEUTRAL | 0- 0 | 0- 0 | 0- 0 | | | | |

| RPI 1-25 | | | | RPI 26-50 | | | | RPI 51-100 Team's RPI: 69 | | | | RPI 101+ | | | |
|--------------------|---|----------------|-------|-----------|---|--------------------|-------|---------------------------|---|-----------|-------|----------|---|--------------------|-------|
| RPI | S | Opponent | Score | RPI | S | Opponent | Score | RPI | S | Opponent | Score | RPI | S | Opponent | Score |
| 17 | A | DePaul | 57 81 | | | | | 60 | A | Bucknell | 49 60 | 106 | H | Pacific | 51 58 |
| | | | | | | | | 68 | N | Buffalo | 59 63 | 118 | H | Richmond | 58 52 |
| | | | | | | | | 88 | H | Villanova | 54 52 | 120 | A | Penn | 49 53 |
| | | | | | | | | 100 | H | Davidson | 74 63 | 133 | H | Northeastern | 50 41 |
| | | | | | | | | | | | | 153 | A | Elon | 55 53 |
| | | | | | | | | | | | | 157 | A | William & Mary | 61 54 |
| | | | | | | | | | | | | 182 | A | Quinnipiac | 66 62 |
| | | | | | | | | | | | | 184 | A | Saint Joseph's | 62 52 |
| | | | | | | | | | | | | 198 | H | La Salle | 69 31 |
| | | | | | | | | | | | | 229 | H | Delaware | 63 59 |
| | | | | | | | | | | | | 241 | A | Col. of Charleston | 59 73 |
| | | | | | | | | | | | | 254 | A | UNCW | 73 72 |
| | | | | | | | | | | | | 255 | H | Maine | 70 57 |
| | | | | | | | | | | | | 305 | H | Hofstra | 74 54 |
| LAST 10 Division I | | | | | | | | | | | | | | | |
| 157 | A | William & Mary | 61 54 | 254 | A | UNCW | 73 72 | | | | | | | | |
| 153 | A | Elon | 55 53 | 241 | A | Col. of Charleston | 59 73 | | | | | | | | |
| 229 | H | Delaware | 63 59 | 255 | H | Maine | 70 57 | | | | | | | | |
| 305 | H | Hofstra | 74 54 | 120 | A | Penn | 49 53 | | | | | | | | |
| 133 | H | Northeastern | 50 41 | 198 | H | La Salle | 69 31 | | | | | | | | |

Non-Div I Games:

Drexel

■ Loss,
■ Non-Conf,
■ S Site,
■ H Home
■ A Away
N Neutral

| | | | | | | | | | | |
|-------------------|----------|-----------|----------------|------------|-------------|---------------|------|------|-------|-----------|
| Average RPI Win: | 122 | WON-LOST | WINNING | LAST 10 | STRENGTH OF | OPP. STRENGTH | TEAM | ADJ. | CONF. | ADJ CONF. |
| Average RPI Loss: | 44 | RECORD | PCT. RANK | GAMES | SCHEDULE | OF SCHEDULE | RPI | RPI | RPI | RPI |
| DIV. I ONLY | 11- 9 | 150 | 4-6 | 6 | 33 | 36 | 36 | 5 | 5 | |
| DIV. I NON-CONF. | 6- 5 | 151 | 0-2 | 2 | 116 | 23 | 23 | 3 | 3 | |
| TOTALS | RPI 1-25 | RPI 26-50 | W-L RECORDS | RPI 51-100 | RPI 101-150 | RPI 150+ | | | | |
| 11- 9 | 0- 4 | 1- 3 | OVERALL | 4- 1 | 3- 0 | 3- 1 | | | | |
| 9- 2 | 0- 1 | 1- 0 | HOME | 4- 1 | 2- 0 | 2- 0 | | | | |
| 2- 7 | 0- 3 | 0- 3 | AWAY | 0- 0 | 1- 0 | 1- 1 | | | | |
| 0- 0 | 0- 0 | 0- 0 | NEUTRAL | 0- 0 | 0- 0 | 0- 0 | | | | |
| 6- 5 | 0- 3 | 0- 2 | NON-CONFERENCE | 2- 0 | 1- 0 | 3- 0 | | | | |
| 5- 1 | 0- 1 | 0- 0 | HOME | 2- 0 | 1- 0 | 2- 0 | | | | |
| 1- 4 | 0- 2 | 0- 2 | AWAY | 0- 0 | 0- 0 | 1- 0 | | | | |
| 0- 0 | 0- 0 | 0- 0 | NEUTRAL | 0- 0 | 0- 0 | 0- 0 | | | | |
| 5- 4 | 0- 1 | 1- 1 | CONFERENCE | 2- 1 | 2- 0 | 0- 1 | | | | |
| 4- 1 | 0- 0 | 1- 0 | HOME | 2- 1 | 1- 0 | 0- 0 | | | | |
| 1- 3 | 0- 1 | 0- 1 | AWAY | 0- 0 | 1- 0 | 0- 1 | | | | |
| 0- 0 | 0- 0 | 0- 0 | NEUTRAL | 0- 0 | 0- 0 | 0- 0 | | | | |

| RPI 1-25 | | | | RPI 26-50 | | | | RPI 51-100 | | | | RPI 101+ | | | |
|--------------------|---|----------------|-------|-----------|---|----------------|-------|------------|---|----------------|-------|----------|---|------------|-------|
| RPI | S | Opponent | Score | RPI | S | Opponent | Score | RPI | S | Opponent | Score | RPI | S | Opponent | Score |
| 1 | A | South Carolina | 46 89 | 26 | H | Virginia Tech | 72 67 | 56 | H | Georgia Tech | 58 46 | 114 | A | Syracuse | 88 58 |
| 3 | A | Louisville | 55 60 | 31 | A | FGCU | 56 78 | 66 | H | Troy | 99 85 | 120 | H | Penn | 66 50 |
| 15 | H | Northwestern | 42 63 | 34 | A | Virginia | 63 66 | 67 | H | Wake Forest | 58 60 | 127 | H | Notre Dame | 50 47 |
| 18 | A | Texas A&M | 58 79 | 50 | A | Nebraska | 79 83 | 89 | H | Boston College | 85 73 | 173 | A | Clemson | 58 62 |
| | | | | | | | | 100 | H | Davidson | 82 52 | 185 | A | UNLV | 57 45 |
| | | | | | | | | | | | | 208 | H | High Point | 93 57 |
| | | | | | | | | | | | | 256 | H | Idaho St. | 85 66 |
| LAST 10 Division I | | | | | | | | | | | | | | | |
| 56 | H | Georgia Tech | 58 46 | 34 | A | Virginia | 63 66 | | | | | | | | |
| 114 | A | Syracuse | 88 58 | 3 | A | Louisville | 55 60 | | | | | | | | |
| 173 | A | Clemson | 58 62 | 67 | H | Wake Forest | 58 60 | | | | | | | | |
| 127 | H | Notre Dame | 50 47 | 31 | A | FGCU | 56 78 | | | | | | | | |
| 26 | H | Virginia Tech | 72 67 | 1 | A | South Carolina | 46 89 | | | | | | | | |

Non-Div I Games:

Duke

Loss, Non-Conf, S Site, H Home A Away N Neutral

| Average RPI Win: | 216 | WON-LOST | WINNING | LAST 10 | STRENGTH OF | OPP. STRENGTH | TEAM | ADJ. | CONF. | ADJ CONF. |
|-------------------|----------|-----------|----------------|------------|-------------|---------------|------|------|-------|-----------|
| Average RPI Loss: | 98 | RECORD | PCT. RANK | GAMES | SCHEDULE | OF SCHEDULE | RPI | RPI | RPI | RPI |
| DIV. I ONLY | 13- 7 | 92 | 5-5 | 234 | 115 | 109 | 109 | 12 | 12 | |
| DIV. I NON-CONF. | 10- 3 | 58 | 2-1 | 255 | 144 | 85 | 85 | 12 | 12 | |
| TOTALS | RPI 1-25 | RPI 26-50 | W-L RECORDS | RPI 51-100 | RPI 101-150 | RPI 150+ | | | | |
| 13- 7 | 0- 0 | 0- 1 | OVERALL | 0- 3 | 1- 3 | 12- 0 | | | | |
| 6- 2 | 0- 0 | 0- 0 | HOME | 0- 0 | 0- 2 | 6- 0 | | | | |
| 7- 5 | 0- 0 | 0- 1 | AWAY | 0- 3 | 1- 1 | 6- 0 | | | | |
| 0- 0 | 0- 0 | 0- 0 | NEUTRAL | 0- 0 | 0- 0 | 0- 0 | | | | |
| 10- 3 | 0- 0 | 0- 1 | NON-CONFERENCE | 0- 1 | 1- 1 | 9- 0 | | | | |
| 4- 1 | 0- 0 | 0- 0 | HOME | 0- 0 | 0- 1 | 4- 0 | | | | |
| 6- 2 | 0- 0 | 0- 1 | AWAY | 0- 1 | 1- 0 | 5- 0 | | | | |
| 0- 0 | 0- 0 | 0- 0 | NEUTRAL | 0- 0 | 0- 0 | 0- 0 | | | | |
| 3- 4 | 0- 0 | 0- 0 | CONFERENCE | 0- 2 | 0- 2 | 3- 0 | | | | |
| 2- 1 | 0- 0 | 0- 0 | HOME | 0- 0 | 0- 1 | 2- 0 | | | | |
| 1- 3 | 0- 0 | 0- 0 | AWAY | 0- 2 | 0- 1 | 1- 0 | | | | |
| 0- 0 | 0- 0 | 0- 0 | NEUTRAL | 0- 0 | 0- 0 | 0- 0 | | | | |

| RPI 1-25 | RPI 26-50 | RPI 51-100 | RPI 101+ Team's RPI: 109 |
|----------------------|---------------------------|-------------------------------|-------------------------------|
| RPI S Opponent Score | RPI S Opponent Score | RPI S Opponent Score | RPI S Opponent Score |
| | 46 Oklahoma St. 41 84 | 54 Temple 72 85 | 111 Kent St. 75 77 |
| | | 79 Dayton 41 54 | 129 Cornell 72 62 |
| | | 98 Saint Louis 50 53 | 146 George Washington 60 65 |
| | | | 150 Massachusetts 77 81 |
| | | | 155 Toledo 79 74 |
| | | | 184 Saint Joseph's 58 51 |
| | | | 196 Akron 88 63 |
| | | | 198 La Salle 82 56 |
| | | | 202 Lafayette 73 65 |
| | | | 212 George Mason 84 63 |
| | | | 222 Manhattan 76 65 |
| | | | 223 Saint Francis (PA) 72 69 |
| | | | 225 Iona 76 74 |
| | | | 235 Kennesaw St. 75 72 |
| | | | 285 Pittsburgh 81 62 |
| | | | 344 Central Conn. St. 72 33 |
| LAST 10 Division I | | | |
| | 98 Saint Louis 50 53 | 146 George Washington 60 65 | |
| | 212 George Mason 84 63 | 150 Massachusetts 77 81 | |
| | 184 Saint Joseph's 58 51 | 46 Oklahoma St. 41 84 | |
| | 79 Dayton 41 54 | 235 Kennesaw St. 75 72 | |
| | 198 La Salle 82 56 | 223 Saint Francis (PA) 72 69 | |

Non-Div I Games:

Duquesne

Loss, Non-Conf, S Site, Home Away N Neutral

| | | | | | | | | | | |
|-------------------|----------|-----------|----------------|------------|-------------|---------------|------|------|-------|-----------|
| Average RPI Win: | 230 | WON-LOST | WINNING | LAST 10 | STRENGTH OF | OPP. STRENGTH | TEAM | ADJ. | CONF. | ADJ CONF. |
| Average RPI Loss: | 155 | RECORD | PCT. RANK | GAMES | SCHEDULE | OF SCHEDULE | RPI | RPI | RPI | RPI |
| DIV. I ONLY | 6- 14 | 277 | 3-7 | 133 | 282 | 239 | 239 | 25 | 25 | |
| DIV. I NON-CONF. | 4- 10 | 259 | 1-3 | 66 | 290 | 208 | 208 | 23 | 23 | |
| TOTALS | RPI 1-25 | RPI 26-50 | W-L RECORDS | RPI 51-100 | RPI 101-150 | RPI 150+ | | | | |
| 6- 14 | 0- 0 | 0- 0 | OVERALL | 1- 4 | 1- 3 | 4- 7 | | | | |
| 2- 7 | 0- 0 | 0- 0 | HOME | 1- 2 | 0- 0 | 1- 5 | | | | |
| 4- 7 | 0- 0 | 0- 0 | AWAY | 0- 2 | 1- 3 | 3- 2 | | | | |
| 0- 0 | 0- 0 | 0- 0 | NEUTRAL | 0- 0 | 0- 0 | 0- 0 | | | | |
| 4- 10 | 0- 0 | 0- 0 | NON-CONFERENCE | 1- 4 | 1- 2 | 2- 4 | | | | |
| 2- 5 | 0- 0 | 0- 0 | HOME | 1- 2 | 0- 0 | 1- 3 | | | | |
| 2- 5 | 0- 0 | 0- 0 | AWAY | 0- 2 | 1- 2 | 1- 1 | | | | |
| 0- 0 | 0- 0 | 0- 0 | NEUTRAL | 0- 0 | 0- 0 | 0- 0 | | | | |
| 2- 4 | 0- 0 | 0- 0 | CONFERENCE | 0- 0 | 0- 1 | 2- 3 | | | | |
| 0- 2 | 0- 0 | 0- 0 | HOME | 0- 0 | 0- 0 | 0- 2 | | | | |
| 2- 2 | 0- 0 | 0- 0 | AWAY | 0- 0 | 0- 1 | 2- 1 | | | | |
| 0- 0 | 0- 0 | 0- 0 | NEUTRAL | 0- 0 | 0- 0 | 0- 0 | | | | |

| RPI S | Opponent | Score | RPI S | Opponent | Score | RPI S | Opponent | Score | RPI S | Opponent | Score | Team's RPI: 239 |
|--------------------|----------|-------|-------|-----------------|-------|-------|------------------|-------|-------|-------------------|-------|-----------------|
| | | | | | | 51 | H Tennessee | 68 72 | 108 | A Liberty | 63 62 | |
| | | | | | | 56 | A Georgia Tech | 48 87 | 121 | A UNC Greensboro | 47 63 | |
| | | | | | | 66 | A Troy | 61 79 | 129 | A Cornell | 43 71 | |
| | | | | | | 67 | H Wake Forest | 67 60 | 136 | A N.C. A&T | 69 80 | |
| | | | | | | 100 | H Davidson | 60 75 | 165 | A Samford | 34 68 | |
| | | | | | | | | | 176 | H Furman | 62 81 | |
| | | | | | | | | | 195 | H Cleveland St. | 54 62 | |
| | | | | | | | | | 208 | A High Point | 62 80 | |
| | | | | | | | | | 230 | H Radford | 43 67 | |
| | | | | | | | | | 257 | H UNC Asheville | 54 72 | |
| | | | | | | | | | 262 | H South Alabama | 65 60 | |
| | | | | | | | | | 280 | A Appalachian St. | 67 61 | |
| | | | | | | | | | 284 | H Wofford | 47 76 | |
| | | | | | | | | | 328 | A Mercer | 72 66 | |
| | | | | | | | | | 332 | A Western Caro. | 62 57 | |
| LAST 10 Division I | | | | | | | | | | | | |
| | | | 165 | A Samford | 34 68 | 121 | A UNC Greensboro | 47 63 | | | | |
| | | | 328 | A Mercer | 72 66 | 129 | A Cornell | 43 71 | | | | |
| | | | 284 | H Wofford | 47 76 | 262 | H South Alabama | 65 60 | | | | |
| | | | 176 | H Furman | 62 81 | 56 | A Georgia Tech | 48 87 | | | | |
| | | | 332 | A Western Caro. | 62 57 | 66 | A Troy | 61 79 | | | | |

Non-Div I Games: Converse 73 35

ETSU

■ Loss,
 ■ Non-Conf,
 ■ S Site,
 ■ H Home
 ■ A Away
 N Neutral

East Carolina

Through Games Of Jan. 26, 2020

| Average RPI Win: | 312 | WON-LOST | WINNING | LAST 10 | STRENGTH OF | OPP. STRENGTH | TEAM | ADJ. | CONF. | ADJ CONF. |
|-------------------|----------|-----------|----------------|------------|-------------|---------------|------|------|-------|-----------|
| Average RPI Loss: | 113 | RECORD | PCT. RANK | GAMES | SCHEDULE | OF SCHEDULE | RPI | RPI | RPI | RPI |
| DIV. I ONLY | 3- 16 | 324 | 0-10 | 85 | 107 | 271 | 271 | 9 | 9 | |
| DIV. I NON-CONF. | 3- 10 | 282 | 0-4 | 90 | 158 | 247 | 247 | 8 | 8 | |
| TOTALS | RPI 1-25 | RPI 26-50 | W-L RECORDS | RPI 51-100 | RPI 101-150 | RPI 150+ | | | | |
| 3- 16 | 0- 2 | 0- 0 | OVERALL | 0- 6 | 0- 2 | 3- 6 | | | | |
| 2- 7 | 0- 1 | 0- 0 | HOME | 0- 2 | 0- 0 | 2- 4 | | | | |
| 1- 7 | 0- 0 | 0- 0 | AWAY | 0- 3 | 0- 2 | 1- 2 | | | | |
| 0- 2 | 0- 1 | 0- 0 | NEUTRAL | 0- 1 | 0- 0 | 0- 0 | | | | |
| 3- 10 | 0- 1 | 0- 0 | NON-CONFERENCE | 0- 5 | 0- 2 | 3- 2 | | | | |
| 2- 4 | 0- 0 | 0- 0 | HOME | 0- 2 | 0- 0 | 2- 2 | | | | |
| 1- 4 | 0- 0 | 0- 0 | AWAY | 0- 2 | 0- 2 | 1- 0 | | | | |
| 0- 2 | 0- 1 | 0- 0 | NEUTRAL | 0- 1 | 0- 0 | 0- 0 | | | | |
| 0- 6 | 0- 1 | 0- 0 | CONFERENCE | 0- 1 | 0- 0 | 0- 4 | | | | |
| 0- 3 | 0- 1 | 0- 0 | HOME | 0- 0 | 0- 0 | 0- 2 | | | | |
| 0- 3 | 0- 0 | 0- 0 | AWAY | 0- 1 | 0- 0 | 0- 2 | | | | |
| 0- 0 | 0- 0 | 0- 0 | NEUTRAL | 0- 0 | 0- 0 | 0- 0 | | | | |

| RPI S | Opponent | Score | RPI S | Opponent | Score | RPI S | Opponent | Score | RPI S | Opponent | Score | Team's RPI: 271 |
|--------------------|----------------|-------|-------|----------------|-------|-------|----------------|-------|-------|------------------|-------|-----------------|
| 7 | H UConn | 42 98 | | | | 52 | H Middle Tenn. | 66 68 | 108 | A Liberty | 66 81 | |
| 15 | N Northwestern | 45 64 | | | | 58 | A UCF | 55 91 | 113 | A VCU | 40 53 | |
| | | | | | | 67 | A Wake Forest | 53 76 | 157 | H William & Mary | 68 78 | |
| | | | | | | 75 | A Georgia | 50 67 | 161 | A Houston | 63 72 | |
| | | | | | | 76 | H Charlotte | 47 59 | 166 | H Wichita St. | 53 61 | |
| | | | | | | 79 | N Dayton | 68 94 | 214 | H SMU | 47 55 | |
| | | | | | | | | | 216 | A Tulsa | 56 58 | |
| | | | | | | | | | 238 | H Howard | 51 67 | |
| | | | | | | | | | 270 | A Longwood | 64 61 | |
| | | | | | | | | | 325 | H UMES | 57 42 | |
| | | | | | | | | | 341 | H USC Upstate | 69 48 | |
| LAST 10 Division I | | | | | | | | | | | | |
| 7 | H UConn | 42 98 | 58 | A UCF | 55 91 | | | | | | | |
| 216 | A Tulsa | 56 58 | 75 | A Georgia | 50 67 | | | | | | | |
| 161 | A Houston | 63 72 | 79 | N Dayton | 68 94 | | | | | | | |
| 166 | H Wichita St. | 53 61 | 15 | N Northwestern | 45 64 | | | | | | | |
| 214 | H SMU | 47 55 | 238 | H Howard | 51 67 | | | | | | | |

Non-Div I Games:

East Carolina

Loss, Non-Conf, S Site, H Home A Away N Neutral

| | | | | | | | | | | |
|-------------------|----------|-----------|----------------|------------|-------------|---------------|------|------|-------|-----------|
| Average RPI Win: | 267 | WON-LOST | WINNING | LAST 10 | STRENGTH OF | OPP. STRENGTH | TEAM | ADJ. | CONF. | ADJ CONF. |
| Average RPI Loss: | 151 | RECORD | PCT. RANK | GAMES | SCHEDULE | OF SCHEDULE | RPI | RPI | RPI | RPI |
| DIV. I ONLY | 10- 8 | 146 | 6-4 | 333 | 205 | 242 | 242 | 18 | 18 | |
| DIV. I NON-CONF. | 5- 5 | 164 | 1-1 | 348 | 146 | 300 | 300 | 22 | 22 | |
| TOTALS | RPI 1-25 | RPI 26-50 | W-L RECORDS | RPI 51-100 | RPI 101-150 | RPI 150+ | | | | |
| 10- 8 | 0- 0 | 0- 0 | OVERALL | 1- 1 | 0- 3 | 9- 4 | | | | |
| 3- 5 | 0- 0 | 0- 0 | HOME | 1- 0 | 0- 2 | 2- 3 | | | | |
| 6- 3 | 0- 0 | 0- 0 | AWAY | 0- 1 | 0- 1 | 6- 1 | | | | |
| 1- 0 | 0- 0 | 0- 0 | NEUTRAL | 0- 0 | 0- 0 | 1- 0 | | | | |
| 5- 5 | 0- 0 | 0- 0 | NON-CONFERENCE | 0- 0 | 0- 2 | 5- 3 | | | | |
| 1- 3 | 0- 0 | 0- 0 | HOME | 0- 0 | 0- 1 | 1- 2 | | | | |
| 3- 2 | 0- 0 | 0- 0 | AWAY | 0- 0 | 0- 1 | 3- 1 | | | | |
| 1- 0 | 0- 0 | 0- 0 | NEUTRAL | 0- 0 | 0- 0 | 1- 0 | | | | |
| 5- 3 | 0- 0 | 0- 0 | CONFERENCE | 1- 1 | 0- 1 | 4- 1 | | | | |
| 2- 2 | 0- 0 | 0- 0 | HOME | 1- 0 | 0- 1 | 1- 1 | | | | |
| 3- 1 | 0- 0 | 0- 0 | AWAY | 0- 1 | 0- 0 | 3- 0 | | | | |
| 0- 0 | 0- 0 | 0- 0 | NEUTRAL | 0- 0 | 0- 0 | 0- 0 | | | | |

| RPI S | Opponent | Score | RPI S | Opponent | Score | RPI S | Opponent | Score | RPI S | Opponent | Score | Team's RPI: 242 |
|--------------------|----------|-------|-------|---------------------|-------|-------|-------------|-----------------|-------|---------------------|-------|-----------------|
| | | | | | | 64 | A Belmont | 45 69 | 102 | H Loyola Chicago | 51 67 | |
| | | | | | | 84 | H UT Martin | 74 70 | 119 | A Wisconsin | 55 63 | |
| | | | | | | | | | 135 | H Tennessee Tech | 62 75 | |
| | | | | | | | | | 152 | H Southeast Mo. St. | 65 77 | |
| | | | | | | | | | 164 | H Valparaiso | 66 78 | |
| | | | | | | | | | 201 | A Northern Ill. | 48 61 | |
| | | | | | | | | | 205 | N Western Ill. | 60 52 | |
| | | | | | | | | | 244 | A Morehead St. | 57 51 | |
| | | | | | | | | | 260 | A Lipscomb | 66 56 | |
| | | | | | | | | | 269 | H Indiana St. | 57 59 | |
| | | | | | | | | | 276 | A Eastern Ky. | 83 63 | |
| | | | | | | | | | 300 | H Omaha | 65 52 | |
| | | | | | | | | | 309 | H Jacksonville St. | 55 52 | |
| | | | | | | | | | 315 | A Evansville | 90 44 | |
| | | | | | | | | | 338 | A UIC | 80 45 | |
| | | | | | | | | | 339 | A Tennessee St. | 73 52 | |
| LAST 10 Division I | | | | | | | | | | | | |
| | | | 152 | H Southeast Mo. St. | 65 77 | | 276 | A Eastern Ky. | 83 63 | | | |
| | | | 84 | H UT Martin | 74 70 | | 64 | A Belmont | 45 69 | | | |
| | | | 135 | H Tennessee Tech | 62 75 | | 339 | A Tennessee St. | 73 52 | | | |
| | | | 309 | H Jacksonville St. | 55 52 | | 164 | H Valparaiso | 66 78 | | | |
| | | | 244 | A Morehead St. | 57 51 | | 205 | N Western Ill. | 60 52 | | | |

Non-Div I Games: Lindenwood (MO) 88 66

Eastern Ill.

■ Loss,
 ■ Non-Conf,
 ■ S Site,
 ■ H Home
 ■ A Away
 N Neutral

Eastern Ky.

Through Games Of Jan. 26, 2020

| | | | | | | | | | | |
|-------------------|----------|-----------|----------------|------------|-------------|---------------|------|------|-------|-----------|
| Average RPI Win: | 262 | WON-LOST | WINNING | LAST 10 | STRENGTH OF | OPP. STRENGTH | TEAM | ADJ. | CONF. | ADJ CONF. |
| Average RPI Loss: | 166 | RECORD | PCT. RANK | GAMES | SCHEDULE | OF SCHEDULE | RPI | RPI | RPI | RPI |
| DIV. I ONLY | 7- 11 | 236 | 2-8 | 287 | 262 | 276 | 276 | 18 | 18 | |
| DIV. I NON-CONF. | 5- 5 | 164 | 0-2 | 276 | 131 | 200 | 200 | 22 | 22 | |
| TOTALS | RPI 1-25 | RPI 26-50 | W-L RECORDS | RPI 51-100 | RPI 101-150 | RPI 150+ | | | | |
| 7- 11 | 0- 0 | 0- 0 | OVERALL | 0- 4 | 0- 2 | 7- 5 | | | | |
| 3- 5 | 0- 0 | 0- 0 | HOME | 0- 0 | 0- 1 | 3- 4 | | | | |
| 4- 6 | 0- 0 | 0- 0 | AWAY | 0- 4 | 0- 1 | 4- 1 | | | | |
| 0- 0 | 0- 0 | 0- 0 | NEUTRAL | 0- 0 | 0- 0 | 0- 0 | | | | |
| 5- 5 | 0- 0 | 0- 0 | NON-CONFERENCE | 0- 3 | 0- 0 | 5- 2 | | | | |
| 2- 2 | 0- 0 | 0- 0 | HOME | 0- 0 | 0- 0 | 2- 2 | | | | |
| 3- 3 | 0- 0 | 0- 0 | AWAY | 0- 3 | 0- 0 | 3- 0 | | | | |
| 0- 0 | 0- 0 | 0- 0 | NEUTRAL | 0- 0 | 0- 0 | 0- 0 | | | | |
| 2- 6 | 0- 0 | 0- 0 | CONFERENCE | 0- 1 | 0- 2 | 2- 3 | | | | |
| 1- 3 | 0- 0 | 0- 0 | HOME | 0- 0 | 0- 1 | 1- 2 | | | | |
| 1- 3 | 0- 0 | 0- 0 | AWAY | 0- 1 | 0- 1 | 1- 1 | | | | |
| 0- 0 | 0- 0 | 0- 0 | NEUTRAL | 0- 0 | 0- 0 | 0- 0 | | | | |

| RPI 1-25 | | | | RPI 26-50 | | | | RPI 51-100 | | | | RPI 101+ | | | | Team's RPI: 276 | |
|--------------------|---|------------------|-------|-----------|-----|----------|------------------|------------|----|------------|-------|----------|-----|----------|------------------|-----------------|----|
| RPI | S | Opponent | Score | RPI | S | Opponent | Score | RPI | S | Opponent | Score | RPI | S | Opponent | Score | | |
| | | | | | | | | 61 | A | IUPUI | 42 | 72 | 135 | A | Tennessee Tech | 82 | 87 |
| | | | | | | | | 64 | A | Belmont | 48 | 68 | 135 | H | Tennessee Tech | 42 | 60 |
| | | | | | | | | 83 | A | Vanderbilt | 69 | 75 | 160 | A | Memphis | 63 | 60 |
| | | | | | | | | 92 | A | Butler | 41 | 73 | 189 | H | Miami (OH) | 57 | 75 |
| | | | | | | | | | | | | | 210 | H | Youngstown St. | 63 | 72 |
| | | | | | | | | | | | | | 226 | A | Xavier | 56 | 55 |
| | | | | | | | | | | | | | 228 | H | Northern Ky. | 69 | 62 |
| | | | | | | | | | | | | | 233 | H | Chattanooga | 71 | 65 |
| | | | | | | | | | | | | | 242 | H | Eastern Ill. | 63 | 83 |
| | | | | | | | | | | | | | 309 | A | Jacksonville St. | 54 | 68 |
| | | | | | | | | | | | | | 309 | H | Jacksonville St. | 33 | 43 |
| | | | | | | | | | | | | | 320 | H | SIUE | 49 | 46 |
| | | | | | | | | | | | | | 328 | A | Mercer | 61 | 60 |
| | | | | | | | | | | | | | 339 | A | Tennessee St. | 61 | 55 |
| LAST 10 Division I | | | | | | | | | | | | | | | | | |
| 135 | A | Tennessee Tech | 82 | 87 | 242 | H | Eastern Ill. | 63 | 83 | | | | | | | | |
| 309 | A | Jacksonville St. | 54 | 68 | 309 | H | Jacksonville St. | 33 | 43 | | | | | | | | |
| 339 | A | Tennessee St. | 61 | 55 | 135 | H | Tennessee Tech | 42 | 60 | | | | | | | | |
| 64 | A | Belmont | 48 | 68 | 61 | A | IUPUI | 42 | 72 | | | | | | | | |
| 320 | H | SIUE | 49 | 46 | 83 | A | Vanderbilt | 69 | 75 | | | | | | | | |

Non-Div I Games: Alice Lloyd 102 65

Eastern Ky.

Loss, Non-Conf, S Site, H Home A Away N Neutral

| | | | | | | | | | | |
|-------------------|----------|-----------|----------------|------------|-------------|---------------|------|------|-------|-----------|
| Average RPI Win: | 226 | WON-LOST | WINNING | LAST 10 | STRENGTH OF | OPP. STRENGTH | TEAM | ADJ. | CONF. | ADJ CONF. |
| Average RPI Loss: | 104 | RECORD | PCT. RANK | GAMES | SCHEDULE | OF SCHEDULE | RPI | RPI | RPI | RPI |
| DIV. I ONLY | 8- 9 | 193 | 7-3 | 171 | 140 | 179 | 179 | 10 | 10 | |
| DIV. I NON-CONF. | 4- 6 | 212 | 3-0 | 246 | 267 | 237 | 237 | 10 | 10 | |
| TOTALS | RPI 1-25 | RPI 26-50 | W-L RECORDS | RPI 51-100 | RPI 101-150 | RPI 150+ | | | | |
| 8- 9 | 0- 1 | 0- 1 | OVERALL | 0- 4 | 1- 0 | 7- 3 | | | | |
| 5- 3 | 0- 1 | 0- 1 | HOME | 0- 1 | 0- 0 | 5- 0 | | | | |
| 3- 6 | 0- 0 | 0- 0 | AWAY | 0- 3 | 1- 0 | 2- 3 | | | | |
| 0- 0 | 0- 0 | 0- 0 | NEUTRAL | 0- 0 | 0- 0 | 0- 0 | | | | |
| 4- 6 | 0- 0 | 0- 1 | NON-CONFERENCE | 0- 2 | 0- 0 | 4- 3 | | | | |
| 2- 2 | 0- 0 | 0- 1 | HOME | 0- 1 | 0- 0 | 2- 0 | | | | |
| 2- 4 | 0- 0 | 0- 0 | AWAY | 0- 1 | 0- 0 | 2- 3 | | | | |
| 0- 0 | 0- 0 | 0- 0 | NEUTRAL | 0- 0 | 0- 0 | 0- 0 | | | | |
| 4- 3 | 0- 1 | 0- 0 | CONFERENCE | 0- 2 | 1- 0 | 3- 0 | | | | |
| 3- 1 | 0- 1 | 0- 0 | HOME | 0- 0 | 0- 0 | 3- 0 | | | | |
| 1- 2 | 0- 0 | 0- 0 | AWAY | 0- 2 | 1- 0 | 0- 0 | | | | |
| 0- 0 | 0- 0 | 0- 0 | NEUTRAL | 0- 0 | 0- 0 | 0- 0 | | | | |

| RPI | S | Opponent | Score | RPI | S | Opponent | Score | RPI | S | Opponent | Score | RPI | S | Opponent | Score | Team's RPI: 179 |
|--------------------|---|---------------|-------|-----|---|-------------------|-------|-----|---|---------------|-------|-----|---|-------------------|-------|-----------------|
| 22 | H | Central Mich. | 82 89 | 48 | H | Michigan | 38 57 | 65 | A | Ball St. | 54 59 | 111 | A | Kent St. | 74 69 | |
| | | | | | | | | 68 | A | Buffalo | 63 66 | 152 | H | Southeast Mo. St. | 69 64 | |
| | | | | | | | | 87 | H | Southern Ill. | 54 85 | 166 | A | Wichita St. | 52 63 | |
| | | | | | | | | 94 | A | Michigan St. | 50 85 | 180 | A | Binghamton | 67 78 | |
| | | | | | | | | | | | | 189 | H | Miami (OH) | 80 53 | |
| | | | | | | | | | | | | 192 | H | Bowling Green | 78 61 | |
| | | | | | | | | | | | | 201 | H | Northern Ill. | 62 55 | |
| | | | | | | | | | | | | 210 | A | Youngstown St. | 77 79 | |
| | | | | | | | | | | | | 308 | H | Purdue Fort Wayne | 64 40 | |
| | | | | | | | | | | | | 314 | A | Detroit Mercy | 84 70 | |
| | | | | | | | | | | | | 338 | A | UIC | 68 59 | |
| LAST 10 Division I | | | | | | | | | | | | | | | | |
| 201 | H | Northern Ill. | 62 55 | 111 | A | Kent St. | 74 69 | | | | | | | | | |
| 22 | H | Central Mich. | 82 89 | 192 | H | Bowling Green | 78 61 | | | | | | | | | |
| 68 | A | Buffalo | 63 66 | 314 | A | Detroit Mercy | 84 70 | | | | | | | | | |
| 189 | H | Miami (OH) | 80 53 | 338 | A | UIC | 68 59 | | | | | | | | | |
| 65 | A | Ball St. | 54 59 | 308 | H | Purdue Fort Wayne | 64 40 | | | | | | | | | |

Non-Div I Games: Olivet 95 38

Eastern Mich.

■ Loss,
■ Non-Conf,
■ S Site,
■ H Home
■ A Away
N Neutral

| | | | | | | | | | | |
|-------------------|----------|-----------|----------------|------------|-------------|---------------|------|------|-------|-----------|
| Average RPI Win: | 301 | WON-LOST | WINNING | LAST 10 | STRENGTH OF | OPP. STRENGTH | TEAM | ADJ. | CONF. | ADJ CONF. |
| Average RPI Loss: | 139 | RECORD | PCT. RANK | GAMES | SCHEDULE | OF SCHEDULE | RPI | RPI | RPI | RPI |
| DIV. I ONLY | 1- 14 | 343 | 1-9 | 48 | 221 | 289 | 289 | 19 | 19 | |
| DIV. I NON-CONF. | 0- 8 | 338 | 0-3 | 6 | 162 | 235 | 235 | 17 | 17 | |
| TOTALS | RPI 1-25 | RPI 26-50 | W-L RECORDS | RPI 51-100 | RPI 101-150 | RPI 150+ | | | | |
| 1- 14 | 0- 2 | 0- 0 | OVERALL | 0- 2 | 0- 4 | 1- 6 | | | | |
| 1- 4 | 0- 0 | 0- 0 | HOME | 0- 0 | 0- 2 | 1- 2 | | | | |
| 0- 9 | 0- 2 | 0- 0 | AWAY | 0- 1 | 0- 2 | 0- 4 | | | | |
| 0- 1 | 0- 0 | 0- 0 | NEUTRAL | 0- 1 | 0- 0 | 0- 0 | | | | |
| 0- 8 | 0- 2 | 0- 0 | NON-CONFERENCE | 0- 2 | 0- 2 | 0- 2 | | | | |
| 0- 2 | 0- 0 | 0- 0 | HOME | 0- 0 | 0- 1 | 0- 1 | | | | |
| 0- 5 | 0- 2 | 0- 0 | AWAY | 0- 1 | 0- 1 | 0- 1 | | | | |
| 0- 1 | 0- 0 | 0- 0 | NEUTRAL | 0- 1 | 0- 0 | 0- 0 | | | | |
| 1- 6 | 0- 0 | 0- 0 | CONFERENCE | 0- 0 | 0- 2 | 1- 4 | | | | |
| 1- 2 | 0- 0 | 0- 0 | HOME | 0- 0 | 0- 1 | 1- 1 | | | | |
| 0- 4 | 0- 0 | 0- 0 | AWAY | 0- 0 | 0- 1 | 0- 3 | | | | |
| 0- 0 | 0- 0 | 0- 0 | NEUTRAL | 0- 0 | 0- 0 | 0- 0 | | | | |

| RPI 1-25 | | | | RPI 26-50 | | | | RPI 51-100 | | | | RPI 101+ Team's RPI: 289 | | | |
|--------------------|---|---------------|-------|-----------|---|-----------|-------|------------|---|----------|-------|--------------------------|---|---------------|-------|
| RPI | S | Opponent | Score | RPI | S | Opponent | Score | RPI | S | Opponent | Score | RPI | S | Opponent | Score |
| 5 | A | Stanford | 27 92 | | | | | 53 | N | Bradley | 46 66 | 104 | A | Idaho | 60 69 |
| 10 | A | Gonzaga | 44 84 | | | | | 97 | A | Utah | 49 87 | 110 | H | Boise St. | 61 63 |
| | | | | | | | | | | | | 116 | H | Montana St. | 85 89 |
| | | | | | | | | | | | | 134 | A | San Jose St. | 66 84 |
| | | | | | | | | | | | | 186 | A | Portland St. | 58 75 |
| | | | | | | | | | | | | 194 | A | Montana | 54 92 |
| | | | | | | | | | | | | 203 | A | Southern Utah | 50 71 |
| | | | | | | | | | | | | 227 | A | UMKC | 55 66 |
| | | | | | | | | | | | | 246 | H | Pepperdine | 52 53 |
| | | | | | | | | | | | | 256 | H | Idaho St. | 47 67 |
| | | | | | | | | | | | | 301 | H | Weber St. | 63 53 |
| LAST 10 Division I | | | | | | | | | | | | | | | |
| 203 | A | Southern Utah | 50 71 | 256 | H | Idaho St. | 47 67 | | | | | | | | |
| 116 | H | Montana St. | 85 89 | 301 | H | Weber St. | 63 53 | | | | | | | | |
| 104 | A | Idaho | 60 69 | 53 | N | Bradley | 46 66 | | | | | | | | |
| 194 | A | Montana | 54 92 | 227 | A | UMKC | 55 66 | | | | | | | | |
| 186 | A | Portland St. | 58 75 | 110 | H | Boise St. | 61 63 | | | | | | | | |

Non-Div I Games: Northwest Chrst. 81 62

Eastern Wash.

■ Loss,
 ■ Non-Conf,
 ■ S Site,
 ■ Home
 ■ A Away
 N Neutral

| | | | | | | | | | | |
|-------------------|----------|-----------|----------------|------------|-------------|---------------|------|------|-------|-----------|
| Average RPI Win: | 244 | WON-LOST | WINNING | LAST 10 | STRENGTH OF | OPP. STRENGTH | TEAM | ADJ. | CONF. | ADJ CONF. |
| Average RPI Loss: | 88 | RECORD | PCT. RANK | GAMES | SCHEDULE | OF SCHEDULE | RPI | RPI | RPI | RPI |
| DIV. I ONLY | 8- 10 | 205 | 5-5 | 90 | 157 | 153 | 153 | 14 | 14 | |
| DIV. I NON-CONF. | 4- 6 | 212 | 1-1 | 44 | 206 | 118 | 118 | 14 | 14 | |
| TOTALS | RPI 1-25 | RPI 26-50 | W-L RECORDS | RPI 51-100 | RPI 101-150 | RPI 150+ | | | | |
| 8- 10 | 0- 1 | 0- 1 | OVERALL | 0- 5 | 0- 2 | 8- 1 | | | | |
| 4- 3 | 0- 0 | 0- 0 | HOME | 0- 2 | 0- 0 | 4- 1 | | | | |
| 4- 5 | 0- 1 | 0- 1 | AWAY | 0- 2 | 0- 1 | 4- 0 | | | | |
| 0- 2 | 0- 0 | 0- 0 | NEUTRAL | 0- 1 | 0- 1 | 0- 0 | | | | |
| 4- 6 | 0- 1 | 0- 0 | NON-CONFERENCE | 0- 4 | 0- 1 | 4- 0 | | | | |
| 2- 1 | 0- 0 | 0- 0 | HOME | 0- 1 | 0- 0 | 2- 0 | | | | |
| 2- 3 | 0- 1 | 0- 0 | AWAY | 0- 2 | 0- 0 | 2- 0 | | | | |
| 0- 2 | 0- 0 | 0- 0 | NEUTRAL | 0- 1 | 0- 1 | 0- 0 | | | | |
| 4- 4 | 0- 0 | 0- 1 | CONFERENCE | 0- 1 | 0- 1 | 4- 1 | | | | |
| 2- 2 | 0- 0 | 0- 0 | HOME | 0- 1 | 0- 0 | 2- 1 | | | | |
| 2- 2 | 0- 0 | 0- 1 | AWAY | 0- 0 | 0- 1 | 2- 0 | | | | |
| 0- 0 | 0- 0 | 0- 0 | NEUTRAL | 0- 0 | 0- 0 | 0- 0 | | | | |

| RPI 1-25 | | | | RPI 26-50 | | | | RPI 51-100 | | | | RPI 101+ Team's RPI: 153 | | | |
|--------------------|---|--------------|-------|-----------|---|--------------------|-------|------------|---|----------------|-------|--------------------------|---|--------------------|-------|
| RPI | S | Opponent | Score | RPI | S | Opponent | Score | RPI | S | Opponent | Score | RPI | S | Opponent | Score |
| 19 | A | NC State | 49 62 | 45 | A | James Madison | 48 61 | 57 | A | North Carolina | 46 76 | 122 | N | Coastal Caro. | 65 76 |
| | | | | | | | | 61 | N | IUPUI | 53 59 | 133 | A | Northeastern | 65 68 |
| | | | | | | | | 67 | H | Wake Forest | 57 69 | 176 | A | Furman | 87 76 |
| | | | | | | | | 69 | H | Drexel | 53 55 | 178 | A | Towson | 74 61 |
| | | | | | | | | 73 | A | Marist | 55 63 | 185 | A | UNLV | 50 44 |
| | | | | | | | | | | | | 229 | H | Delaware | 56 65 |
| | | | | | | | | | | | | 241 | H | Col. of Charleston | 90 48 |
| | | | | | | | | | | | | 254 | H | UNCW | 77 53 |
| | | | | | | | | | | | | 280 | H | Appalachian St. | 67 66 |
| | | | | | | | | | | | | 305 | A | Hofstra | 69 56 |
| | | | | | | | | | | | | 332 | H | Western Caro. | 68 24 |
| LAST 10 Division I | | | | | | | | | | | | | | | |
| 229 | H | Delaware | 56 65 | 241 | H | Col. of Charleston | 90 48 | | | | | | | | |
| 69 | H | Drexel | 53 55 | 45 | A | James Madison | 48 61 | | | | | | | | |
| 305 | A | Hofstra | 69 56 | 178 | A | Towson | 74 61 | | | | | | | | |
| 133 | A | Northeastern | 65 68 | 176 | A | Furman | 87 76 | | | | | | | | |
| 254 | H | UNCW | 77 53 | 122 | N | Coastal Caro. | 65 76 | | | | | | | | |

Non-Div I Games: Newberry 73 53

Elon

Evansville

Through Games Of Jan. 26, 2020

| | | | | | | | | | |
|------------------------------|----------|-----------|----------------|-------------|---------------|----------|------|-------|-----------|
| Average RPI Win: 297 | WON-LOST | WINNING | LAST 10 | STRENGTH OF | OPP. STRENGTH | TEAM | ADJ. | CONF. | ADJ CONF. |
| Average RPI Loss: 147 | RECORD | PCT. RANK | GAMES | SCHEDULE | OF SCHEDULE | RPI | RPI | RPI | RPI |
| DIV. I ONLY | 2- 16 | 337 | 1-9 | 164 | 216 | 315 | 315 | 7 | 7 |
| DIV. I NON-CONF. | 2- 8 | 295 | 1-1 | 341 | 330 | 344 | 344 | 7 | 7 |
| TOTALS | RPI 1-25 | RPI 26-50 | W-L RECORDS | RPI 51-100 | RPI 101-150 | RPI 150+ | | | |
| 2- 16 | 0- 1 | 0- 1 | OVERALL | 0- 4 | 0- 2 | 2- 8 | | | |
| 2- 6 | 0- 1 | 0- 0 | HOME | 0- 1 | 0- 1 | 2- 3 | | | |
| 0- 10 | 0- 0 | 0- 1 | AWAY | 0- 3 | 0- 1 | 0- 5 | | | |
| 0- 0 | 0- 0 | 0- 0 | NEUTRAL | 0- 0 | 0- 0 | 0- 0 | | | |
| 2- 8 | 0- 0 | 0- 0 | NON-CONFERENCE | 0- 0 | 0- 1 | 2- 7 | | | |
| 2- 2 | 0- 0 | 0- 0 | HOME | 0- 0 | 0- 0 | 2- 2 | | | |
| 0- 6 | 0- 0 | 0- 0 | AWAY | 0- 0 | 0- 1 | 0- 5 | | | |
| 0- 0 | 0- 0 | 0- 0 | NEUTRAL | 0- 0 | 0- 0 | 0- 0 | | | |
| 0- 8 | 0- 1 | 0- 1 | CONFERENCE | 0- 4 | 0- 1 | 0- 1 | | | |
| 0- 4 | 0- 1 | 0- 0 | HOME | 0- 1 | 0- 1 | 0- 1 | | | |
| 0- 4 | 0- 0 | 0- 1 | AWAY | 0- 3 | 0- 0 | 0- 0 | | | |
| 0- 0 | 0- 0 | 0- 0 | NEUTRAL | 0- 0 | 0- 0 | 0- 0 | | | |

| RPI 1-25 | | | | RPI 26-50 | | | | RPI 51-100 | | | | RPI 101+ | | | | Team's RPI: 315 | |
|--------------------|---|---------------|--------|-----------|---|----------------|--------|------------|---|---------------|-------|----------|---|-------------------|-------|-----------------|--|
| RPI | S | Opponent | Score | RPI | S | Opponent | Score | RPI | S | Opponent | Score | RPI | S | Opponent | Score | | |
| 12 | H | Missouri St. | 55 81 | 30 | A | Drake | 44 108 | 53 | A | Bradley | 51 82 | 102 | H | Loyola Chicago | 61 71 | | |
| | | | | | | | | 55 | A | UNI | 60 76 | 148 | A | Illinois | 44 59 | | |
| | | | | | | | | 87 | H | Southern Ill. | 57 70 | 152 | A | Southeast Mo. St. | 60 83 | | |
| | | | | | | | | 93 | A | Illinois St. | 58 81 | 164 | H | Valparaiso | 66 88 | | |
| | | | | | | | | | | | | 175 | A | Austin Peay | 64 80 | | |
| | | | | | | | | | | | | 189 | A | Miami (OH) | 64 72 | | |
| | | | | | | | | | | | | 218 | H | Murray St. | 59 61 | | |
| | | | | | | | | | | | | 242 | H | Eastern Ill. | 44 90 | | |
| | | | | | | | | | | | | 247 | H | Marshall | 66 62 | | |
| | | | | | | | | | | | | 308 | A | Purdue Fort Wayne | 64 67 | | |
| | | | | | | | | | | | | 320 | A | SIUE | 74 85 | | |
| | | | | | | | | | | | | 347 | H | Chicago St. | 76 42 | | |
| LAST 10 Division I | | | | | | | | | | | | | | | | | |
| 12 | H | Missouri St. | 55 81 | 102 | H | Loyola Chicago | 61 71 | | | | | | | | | | |
| 87 | H | Southern Ill. | 57 70 | 93 | A | Illinois St. | 58 81 | | | | | | | | | | |
| 30 | A | Drake | 44 108 | 53 | A | Bradley | 51 82 | | | | | | | | | | |
| 55 | A | UNI | 60 76 | 189 | A | Miami (OH) | 64 72 | | | | | | | | | | |
| 164 | H | Valparaiso | 66 88 | 347 | H | Chicago St. | 76 42 | | | | | | | | | | |

Non-Div I Games: Brescia 77 61

Evansville

Loss, Non-Conf, S Site, H Home A Away N Neutral

| | | | | | | | | | | |
|-------------------|----------|-----------|----------------|------------|-------------|---------------|------|------|-------|-----------|
| Average RPI Win: | 170 | WON-LOST | WINNING | LAST 10 | STRENGTH OF | OPP. STRENGTH | TEAM | ADJ. | CONF. | ADJ CONF. |
| Average RPI Loss: | 23 | RECORD | PCT. RANK | GAMES | SCHEDULE | OF SCHEDULE | RPI | RPI | RPI | RPI |
| DIV. I ONLY | 17- 2 | 13 | 9-1 | 157 | 77 | 31 | 31 | 16 | 16 | |
| DIV. I NON-CONF. | 10- 2 | 30 | 2-1 | 99 | 13 | 27 | 27 | 15 | 15 | |
| TOTALS | RPI 1-25 | RPI 26-50 | W-L RECORDS | RPI 51-100 | RPI 101-150 | RPI 150+ | | | | |
| 17- 2 | 0- 2 | 1- 0 | OVERALL | 5- 0 | 2- 0 | 9- 0 | | | | |
| 7- 1 | 0- 1 | 1- 0 | HOME | 1- 0 | 1- 0 | 4- 0 | | | | |
| 6- 1 | 0- 1 | 0- 0 | AWAY | 2- 0 | 0- 0 | 4- 0 | | | | |
| 4- 0 | 0- 0 | 0- 0 | NEUTRAL | 2- 0 | 1- 0 | 1- 0 | | | | |
| 10- 2 | 0- 2 | 1- 0 | NON-CONFERENCE | 4- 0 | 1- 0 | 4- 0 | | | | |
| 3- 1 | 0- 1 | 1- 0 | HOME | 1- 0 | 0- 0 | 1- 0 | | | | |
| 3- 1 | 0- 1 | 0- 0 | AWAY | 1- 0 | 0- 0 | 2- 0 | | | | |
| 4- 0 | 0- 0 | 0- 0 | NEUTRAL | 2- 0 | 1- 0 | 1- 0 | | | | |
| 7- 0 | 0- 0 | 0- 0 | CONFERENCE | 1- 0 | 1- 0 | 5- 0 | | | | |
| 4- 0 | 0- 0 | 0- 0 | HOME | 0- 0 | 1- 0 | 3- 0 | | | | |
| 3- 0 | 0- 0 | 0- 0 | AWAY | 1- 0 | 0- 0 | 2- 0 | | | | |
| 0- 0 | 0- 0 | 0- 0 | NEUTRAL | 0- 0 | 0- 0 | 0- 0 | | | | |

| RPI 1-25 | | | | RPI 26-50 | | | | Team's RPI: 31 | | RPI 51-100 | | | | RPI 101+ | | | |
|--------------------|---|-----------|-------|-----------|---|---------------|-------|----------------|-----|------------|------------------|-------|-----|----------|--------------------|--------|--|
| RPI | S | Opponent | Score | RPI | S | Opponent | Score | | RPI | S | Opponent | Score | RPI | S | Opponent | Score | |
| 21 | A | Princeton | 53 67 | 36 | H | Duke | 78 56 | | 54 | A | Temple | 93 67 | 108 | H | Liberty | 64 57 | |
| 24 | H | LSU | 63 74 | | | | | | 58 | H | UCF | 72 50 | 127 | N | Notre Dame | 69 60 | |
| | | | | | | | | | 78 | N | South Fla. | 81 77 | 156 | A | North Ala. | 74 63 | |
| | | | | | | | | | 86 | A | North Florida | 72 50 | 161 | A | Houston | 57 45 | |
| | | | | | | | | | 90 | N | South Dakota St. | 71 70 | 223 | N | Saint Francis (PA) | 97 64 | |
| | | | | | | | | | | | | | 235 | H | Kennesaw St. | 80 63 | |
| | | | | | | | | | | | | | 243 | A | Stetson | 89 47 | |
| | | | | | | | | | | | | | 260 | H | Lipscomb | 82 56 | |
| | | | | | | | | | | | | | 298 | A | FIU | 100 54 | |
| | | | | | | | | | | | | | 329 | H | NJIT | 82 39 | |
| | | | | | | | | | | | | | 344 | H | Central Conn. St. | 94 60 | |
| LAST 10 Division I | | | | | | | | | | | | | | | | | |
| | | | | 329 | H | NJIT | 82 39 | | 108 | H | Liberty | 64 57 | | | | | |
| | | | | 235 | H | Kennesaw St. | 80 63 | | 260 | H | Lipscomb | 82 56 | | | | | |
| | | | | 156 | A | North Ala. | 74 63 | | 36 | H | Duke | 78 56 | | | | | |
| | | | | 86 | A | North Florida | 72 50 | | 54 | A | Temple | 93 67 | | | | | |
| | | | | 243 | A | Stetson | 89 47 | | 24 | H | LSU | 63 74 | | | | | |

Non-Div I Games: Webber Int'l 99 48 Fla. Memorial 91 47 Johnson & Wales (FL89 56

FGCU

Loss, Non-Conf, S Site, H Home A Away N Neutral

| | | | | | | | | | | |
|-------------------|----------|-----------|----------------|------------|-------------|---------------|------|------|-------|-----------|
| Average RPI Win: | 307 | WON-LOST | WINNING | LAST 10 | STRENGTH OF | OPP. STRENGTH | TEAM | ADJ. | CONF. | ADJ CONF. |
| Average RPI Loss: | 151 | RECORD | PCT. RANK | GAMES | SCHEDULE | OF SCHEDULE | RPI | RPI | RPI | RPI |
| DIV. I ONLY | 4- 15 | 307 | 1-9 | 176 | 258 | 298 | 298 | 13 | 13 | |
| DIV. I NON-CONF. | 3- 8 | 268 | 0-2 | 278 | 333 | 319 | 319 | 13 | 13 | |
| TOTALS | RPI 1-25 | RPI 26-50 | W-L RECORDS | RPI 51-100 | RPI 101-150 | RPI 150+ | | | | |
| 4- 15 | 0- 0 | 0- 2 | OVERALL | 0- 3 | 0- 2 | 4- 8 | | | | |
| 2- 10 | 0- 0 | 0- 2 | HOME | 0- 2 | 0- 1 | 2- 5 | | | | |
| 2- 5 | 0- 0 | 0- 0 | AWAY | 0- 1 | 0- 1 | 2- 3 | | | | |
| 0- 0 | 0- 0 | 0- 0 | NEUTRAL | 0- 0 | 0- 0 | 0- 0 | | | | |
| 3- 8 | 0- 0 | 0- 1 | NON-CONFERENCE | 0- 1 | 0- 0 | 3- 6 | | | | |
| 1- 7 | 0- 0 | 0- 1 | HOME | 0- 1 | 0- 0 | 1- 5 | | | | |
| 2- 1 | 0- 0 | 0- 0 | AWAY | 0- 0 | 0- 0 | 2- 1 | | | | |
| 0- 0 | 0- 0 | 0- 0 | NEUTRAL | 0- 0 | 0- 0 | 0- 0 | | | | |
| 1- 7 | 0- 0 | 0- 1 | CONFERENCE | 0- 2 | 0- 2 | 1- 2 | | | | |
| 1- 3 | 0- 0 | 0- 1 | HOME | 0- 1 | 0- 1 | 1- 0 | | | | |
| 0- 4 | 0- 0 | 0- 0 | AWAY | 0- 1 | 0- 1 | 0- 2 | | | | |
| 0- 0 | 0- 0 | 0- 0 | NEUTRAL | 0- 0 | 0- 0 | 0- 0 | | | | |

| RPI | S | Opponent | Score | RPI | S | Opponent | Score | RPI | S | Opponent | Score | RPI | S | Opponent | Score | Team's RPI: 298 |
|--------------------|---|--------------|--------|-----|---|---------------|-------|-----|---|-----------------|-------|-----|---|--------------|-------|-----------------|
| 31 | H | FGCU | 54 100 | 52 | A | Middle Tenn. | 56 72 | 101 | H | Rice | 47 68 | 112 | A | UAB | 58 71 | |
| 32 | H | Old Dominion | 39 66 | 76 | H | Charlotte | 50 64 | 151 | H | Bethune-Cookman | 60 65 | 175 | H | Austin Peay | 56 58 | |
| | | | | 86 | H | North Florida | 49 64 | 211 | A | Jacksonville | 52 77 | 213 | A | UTEP | 34 64 | |
| | | | | | | | | 224 | H | Brown | 57 72 | 228 | H | Northern Ky. | 45 67 | |
| | | | | | | | | 236 | H | North Texas | 58 56 | 273 | H | Oakland | 49 58 | |
| | | | | | | | | 303 | A | UTSA | 45 60 | 323 | A | Georgia St. | 70 63 | |
| | | | | | | | | 327 | A | N.C. Central | 59 58 | 340 | H | Grambling | 56 55 | |
| LAST 10 Division I | | | | | | | | | | | | | | | | |
| 76 | H | Charlotte | 50 64 | 236 | H | North Texas | 58 56 | | | | | | | | | |
| 32 | H | Old Dominion | 39 66 | 303 | A | UTSA | 45 60 | | | | | | | | | |
| 52 | A | Middle Tenn. | 56 72 | 213 | A | UTEP | 34 64 | | | | | | | | | |
| 112 | A | UAB | 58 71 | 224 | H | Brown | 57 72 | | | | | | | | | |
| 101 | H | Rice | 47 68 | 175 | H | Austin Peay | 56 58 | | | | | | | | | |

Non-Div I Games:

FIU

■ Loss,
 ■ Non-Conf,
 ■ S Site,
 ■ H Home
 ■ A Away
 N Neutral

Fairfield

Through Games Of Jan. 26, 2020

| | | | | | | | | | | |
|-------------------|----------|-----------|----------------|------------|-------------|---------------|------|------|-------|-----------|
| Average RPI Win: | 293 | WON-LOST | WINNING | LAST 10 | STRENGTH OF | OPP. STRENGTH | TEAM | ADJ. | CONF. | ADJ CONF. |
| Average RPI Loss: | 130 | RECORD | PCT. RANK | GAMES | SCHEDULE | OF SCHEDULE | RPI | RPI | RPI | RPI |
| DIV. I ONLY | 9- 7 | 139 | 7-3 | 344 | 172 | 252 | 252 | 24 | 24 | |
| DIV. I NON-CONF. | 3- 6 | 235 | 1-2 | 291 | 110 | 293 | 293 | 25 | 25 | |
| TOTALS | RPI 1-25 | RPI 26-50 | W-L RECORDS | RPI 51-100 | RPI 101-150 | RPI 150+ | | | | |
| 9- 7 | 0- 0 | 0- 1 | OVERALL | 0- 2 | 0- 0 | 9- 4 | | | | |
| 6- 2 | 0- 0 | 0- 0 | HOME | 0- 0 | 0- 0 | 6- 2 | | | | |
| 3- 5 | 0- 0 | 0- 1 | AWAY | 0- 2 | 0- 0 | 3- 2 | | | | |
| 0- 0 | 0- 0 | 0- 0 | NEUTRAL | 0- 0 | 0- 0 | 0- 0 | | | | |
| 3- 6 | 0- 0 | 0- 1 | NON-CONFERENCE | 0- 2 | 0- 0 | 3- 3 | | | | |
| 2- 2 | 0- 0 | 0- 0 | HOME | 0- 0 | 0- 0 | 2- 2 | | | | |
| 1- 4 | 0- 0 | 0- 1 | AWAY | 0- 2 | 0- 0 | 1- 1 | | | | |
| 0- 0 | 0- 0 | 0- 0 | NEUTRAL | 0- 0 | 0- 0 | 0- 0 | | | | |
| 6- 1 | 0- 0 | 0- 0 | CONFERENCE | 0- 0 | 0- 0 | 6- 1 | | | | |
| 4- 0 | 0- 0 | 0- 0 | HOME | 0- 0 | 0- 0 | 4- 0 | | | | |
| 2- 1 | 0- 0 | 0- 0 | AWAY | 0- 0 | 0- 0 | 2- 1 | | | | |
| 0- 0 | 0- 0 | 0- 0 | NEUTRAL | 0- 0 | 0- 0 | 0- 0 | | | | |

| RPI S | Opponent | Score | RPI S | Opponent | Score | RPI S | Opponent | Score | RPI S | Opponent | Score | Team's RPI: 252 |
|--------------------|-------------------|-------|-------|-------------------|-------|-------|----------------|-------|-------|-----------------|-------|-----------------|
| 42 | A St. John's (NY) | 69 71 | 54 | A Temple | 59 77 | 159 | H Dartmouth | 51 52 | 172 | A Rhode Island | 41 74 | |
| | | | 74 | A Seton Hall | 44 74 | 182 | A Quinnipiac | 62 76 | 222 | H Manhattan | 87 47 | |
| | | | | | | 224 | H Brown | 44 58 | 225 | A Iona | 52 40 | |
| | | | | | | 277 | H Navy | 66 52 | 286 | H Monmouth | 49 38 | |
| | | | | | | 304 | A Siena | 65 35 | 305 | H Hofstra | 73 64 | |
| | | | | | | 336 | H Canisius | 72 70 | 337 | H Saint Peter's | 67 48 | |
| | | | | | | 348 | A LIU Brooklyn | 53 51 | | | | |
| LAST 10 Division I | | | | | | | | | | | | |
| 182 | A Quinnipiac | 62 76 | 286 | H Monmouth | 49 38 | | | | | | | |
| 222 | H Manhattan | 87 47 | 304 | A Siena | 65 35 | | | | | | | |
| 225 | A Iona | 52 40 | 224 | H Brown | 44 58 | | | | | | | |
| 336 | H Canisius | 72 70 | 42 | A St. John's (NY) | 69 71 | | | | | | | |
| 337 | H Saint Peter's | 67 48 | 305 | H Hofstra | 73 64 | | | | | | | |

Non-Div I Games:

Fairfield

■ Loss,
 ■ Non-Conf,
 ■ S Site,
 ■ H Home
 ■ A Away
 N Neutral

| | | | | | | | | | | |
|-----------------------|------|----------|-----------|----------------|-------------|---------------|----------|------|-------|-----------|
| Average RPI Win: 303 | | WON-LOST | WINNING | LAST 10 | STRENGTH OF | OPP. STRENGTH | TEAM | ADJ. | CONF. | ADJ CONF. |
| Average RPI Loss: 258 | | RECORD | PCT. RANK | GAMES | SCHEDULE | OF SCHEDULE | RPI | RPI | RPI | RPI |
| DIV. I ONLY | | 7- 11 | 236 | 6-4 | 351 | 343 | 335 | 335 | 29 | 29 |
| DIV. I NON-CONF. | | 3- 8 | 268 | 2-1 | 342 | 339 | 335 | 335 | 30 | 30 |
| TOTALS | | RPI 1-25 | RPI 26-50 | W-L RECORDS | RPI 51-100 | RPI 101-150 | RPI 150+ | | | |
| 7- 11 | 0- 0 | | 0- 0 | OVERALL | 0- 0 | 0- 0 | 7- 11 | | | |
| 4- 5 | 0- 0 | | 0- 0 | HOME | 0- 0 | 0- 0 | 4- 5 | | | |
| 3- 6 | 0- 0 | | 0- 0 | AWAY | 0- 0 | 0- 0 | 3- 6 | | | |
| 0- 0 | 0- 0 | | 0- 0 | NEUTRAL | 0- 0 | 0- 0 | 0- 0 | | | |
| 3- 8 | 0- 0 | | 0- 0 | NON-CONFERENCE | 0- 0 | 0- 0 | 3- 8 | | | |
| 1- 4 | 0- 0 | | 0- 0 | HOME | 0- 0 | 0- 0 | 1- 4 | | | |
| 2- 4 | 0- 0 | | 0- 0 | AWAY | 0- 0 | 0- 0 | 2- 4 | | | |
| 0- 0 | 0- 0 | | 0- 0 | NEUTRAL | 0- 0 | 0- 0 | 0- 0 | | | |
| 4- 3 | 0- 0 | | 0- 0 | CONFERENCE | 0- 0 | 0- 0 | 4- 3 | | | |
| 3- 1 | 0- 0 | | 0- 0 | HOME | 0- 0 | 0- 0 | 3- 1 | | | |
| 1- 2 | 0- 0 | | 0- 0 | AWAY | 0- 0 | 0- 0 | 1- 2 | | | |
| 0- 0 | 0- 0 | | 0- 0 | NEUTRAL | 0- 0 | 0- 0 | 0- 0 | | | |

| RPI 1-25 | | | | RPI 26-50 | | | | RPI 51-100 | | | | RPI 101+ | | | | Team's RPI: 335 | |
|--------------------|---|----------|-------|-----------|---|--------------------|-------|------------|-----|----------|----------------------|----------|----|----------------------|-------|-----------------|--|
| RPI | S | Opponent | Score | RPI | S | Opponent | Score | RPI | S | Opponent | Score | RPI | S | Opponent | Score | | |
| | | | | | | | | | | | | 180 | H | Binghamton | 48 | 60 | |
| | | | | | | | | | | | | 202 | A | Lafayette | 29 | 61 | |
| | | | | | | | | | | | | 220 | A | UMass Lowell | 56 | 61 | |
| | | | | | | | | | | | | 222 | H | Manhattan | 61 | 62 | |
| | | | | | | | | | | | | 223 | H | Saint Francis (PA) | 56 | 47 | |
| | | | | | | | | | | | | 238 | A | Howard | 56 | 64 | |
| | | | | | | | | | | | | 272 | A | Sacred Heart | 53 | 68 | |
| | | | | | | | | | | | | 272 | H | Sacred Heart | 65 | 60 | |
| | | | | | | | | | | | | 274 | H | Loyola Maryland | 46 | 75 | |
| | | | | | | | | | | | | 285 | A | Pittsburgh | 60 | 69 | |
| | | | | | | | | | | | | 294 | H | Army West Point | 68 | 70 | |
| | | | | | | | | | | | | 304 | H | Siena | 67 | 58 | |
| | | | | | | | | | | | | 307 | H | Bryant | 45 | 57 | |
| | | | | | | | | | | | | 312 | A | St. Francis Brooklyn | 62 | 57 | |
| | | | | | | | | | | | | 329 | A | NJIT | 68 | 59 | |
| | | | | | | | | | | | | 337 | A | Saint Peter's | 77 | 71 | |
| | | | | | | | | | | | | 344 | H | Central Conn. St. | 66 | 47 | |
| | | | | | | | | | | | | 348 | A | LIU Brooklyn | 63 | 68 | |
| | | | | | | | | | | | | 348 | A | LIU Brooklyn | 63 | 68 | |
| LAST 10 Division I | | | | | | | | | | | | | | | | | |
| | | | | 272 | A | Sacred Heart | 53 | 68 | 307 | H | Bryant | 45 | 57 | | | | |
| | | | | 344 | H | Central Conn. St. | 66 | 47 | 312 | A | St. Francis Brooklyn | 62 | 57 | | | | |
| | | | | 272 | H | Sacred Heart | 65 | 60 | 220 | A | UMass Lowell | 56 | 61 | | | | |
| | | | | 348 | A | LIU Brooklyn | 63 | 68 | 337 | A | Saint Peter's | 77 | 71 | | | | |
| | | | | 223 | H | Saint Francis (PA) | 56 | 47 | 304 | H | Siena | 67 | 58 | | | | |

Non-Div I Games:

Fairleigh Dickinson

■ Loss, ■ Non-Conf, S Site, H Home A Away N Neutral

Fla. Atlantic

Through Games Of Jan. 26, 2020

| | | | | | | | | | | |
|-------------------|----------|-----------|----------------|------------|-------------|---------------|------|------|-------|-----------|
| Average RPI Win: | 228 | WON-LOST | WINNING | LAST 10 | STRENGTH OF | OPP. STRENGTH | TEAM | ADJ. | CONF. | ADJ CONF. |
| Average RPI Loss: | 103 | RECORD | PCT. RANK | GAMES | SCHEDULE | OF SCHEDULE | RPI | RPI | RPI | RPI |
| DIV. I ONLY | 9- 10 | 190 | 3-7 | 101 | 153 | 167 | 167 | 13 | 13 | |
| DIV. I NON-CONF. | 6- 5 | 151 | 0-2 | 187 | 190 | 181 | 181 | 13 | 13 | |
| TOTALS | RPI 1-25 | RPI 26-50 | W-L RECORDS | RPI 51-100 | RPI 101-150 | RPI 150+ | | | | |
| 9- 10 | 0- 1 | 0- 1 | OVERALL | 1- 2 | 1- 4 | 7- 2 | | | | |
| 6- 5 | 0- 0 | 0- 1 | HOME | 1- 1 | 0- 2 | 5- 1 | | | | |
| 3- 5 | 0- 1 | 0- 0 | AWAY | 0- 1 | 1- 2 | 2- 1 | | | | |
| 0- 0 | 0- 0 | 0- 0 | NEUTRAL | 0- 0 | 0- 0 | 0- 0 | | | | |
| 6- 5 | 0- 1 | 0- 0 | NON-CONFERENCE | 0- 1 | 1- 2 | 5- 1 | | | | |
| 4- 3 | 0- 0 | 0- 0 | HOME | 0- 1 | 0- 1 | 4- 1 | | | | |
| 2- 2 | 0- 1 | 0- 0 | AWAY | 0- 0 | 1- 1 | 1- 0 | | | | |
| 0- 0 | 0- 0 | 0- 0 | NEUTRAL | 0- 0 | 0- 0 | 0- 0 | | | | |
| 3- 5 | 0- 0 | 0- 1 | CONFERENCE | 1- 1 | 0- 2 | 2- 1 | | | | |
| 2- 2 | 0- 0 | 0- 1 | HOME | 1- 0 | 0- 1 | 1- 0 | | | | |
| 1- 3 | 0- 0 | 0- 0 | AWAY | 0- 1 | 0- 1 | 1- 1 | | | | |
| 0- 0 | 0- 0 | 0- 0 | NEUTRAL | 0- 0 | 0- 0 | 0- 0 | | | | |

| RPI 1-25 | | | | RPI 26-50 | | | | RPI 51-100 | | | | RPI 101+ Team's RPI: 167 | | | |
|--------------------|---|----------|-------|-----------|---|--------------|-------|------------|---|--------------|-------|--------------------------|---|-------------------|-------|
| RPI | S | Opponent | Score | RPI | S | Opponent | Score | RPI | S | Opponent | Score | RPI | S | Opponent | Score |
| 4 | A | Iowa | 53 85 | 32 | H | Old Dominion | 63 75 | 52 | A | Middle Tenn. | 66 81 | 101 | H | Rice | 69 78 |
| | | | | | | | | 76 | H | Charlotte | 65 44 | 112 | A | UAB | 73 92 |
| | | | | | | | | 82 | H | Kansas | 60 90 | 118 | A | Richmond | 55 57 |
| | | | | | | | | | | | | 132 | A | Western Mich. | 80 79 |
| | | | | | | | | | | | | 140 | H | Harvard | 51 65 |
| | | | | | | | | | | | | 176 | H | Furman | 63 69 |
| | | | | | | | | | | | | 183 | A | Hampton | 64 63 |
| | | | | | | | | | | | | 199 | H | Little Rock | 79 72 |
| | | | | | | | | | | | | 213 | A | UTEP | 65 96 |
| | | | | | | | | | | | | 236 | H | North Texas | 84 78 |
| | | | | | | | | | | | | 274 | H | Loyola Maryland | 72 61 |
| | | | | | | | | | | | | 303 | A | UTSA | 80 53 |
| | | | | | | | | | | | | 304 | H | Siena | 83 39 |
| | | | | | | | | | | | | 344 | H | Central Conn. St. | 72 54 |
| LAST 10 Division I | | | | | | | | | | | | | | | |
| | | | | 32 | H | Old Dominion | 63 75 | 101 | H | Rice | 69 78 | | | | |
| | | | | 76 | H | Charlotte | 65 44 | 213 | A | UTEP | 65 96 | | | | |
| | | | | 112 | A | UAB | 73 92 | 303 | A | UTSA | 80 53 | | | | |
| | | | | 52 | A | Middle Tenn. | 66 81 | 140 | H | Harvard | 51 65 | | | | |
| | | | | 236 | H | North Texas | 84 78 | 176 | H | Furman | 63 69 | | | | |

Non-Div I Games:

Fla. Atlantic

Loss, Non-Conf, S Site, H Home A Away N Neutral

| | | | | | | | | | | |
|-------------------|----------|-----------|----------------|------------|-------------|---------------|------|------|-------|-----------|
| Average RPI Win: | 237 | WON-LOST | WINNING | LAST 10 | STRENGTH OF | OPP. STRENGTH | TEAM | ADJ. | CONF. | ADJ CONF. |
| Average RPI Loss: | 36 | RECORD | PCT. RANK | GAMES | SCHEDULE | OF SCHEDULE | RPI | RPI | RPI | RPI |
| DIV. I ONLY | 11- 9 | 150 | 4-6 | 121 | 74 | 130 | 130 | 4 | 4 | |
| DIV. I NON-CONF. | 9- 4 | 84 | 2-1 | 310 | 148 | 189 | 189 | 5 | 5 | |
| TOTALS | RPI 1-25 | RPI 26-50 | W-L RECORDS | RPI 51-100 | RPI 101-150 | RPI 150+ | | | | |
| 11- 9 | 0- 5 | 0- 1 | OVERALL | 2- 3 | 1- 0 | 8- 0 | | | | |
| 7- 4 | 0- 3 | 0- 0 | HOME | 2- 1 | 0- 0 | 5- 0 | | | | |
| 3- 4 | 0- 2 | 0- 1 | AWAY | 0- 1 | 1- 0 | 2- 0 | | | | |
| 1- 1 | 0- 0 | 0- 0 | NEUTRAL | 0- 1 | 0- 0 | 1- 0 | | | | |
| 9- 4 | 0- 2 | 0- 0 | NON-CONFERENCE | 1- 2 | 0- 0 | 8- 0 | | | | |
| 6- 2 | 0- 2 | 0- 0 | HOME | 1- 0 | 0- 0 | 5- 0 | | | | |
| 2- 1 | 0- 0 | 0- 0 | AWAY | 0- 1 | 0- 0 | 2- 0 | | | | |
| 1- 1 | 0- 0 | 0- 0 | NEUTRAL | 0- 1 | 0- 0 | 1- 0 | | | | |
| 2- 5 | 0- 3 | 0- 1 | CONFERENCE | 1- 1 | 1- 0 | 0- 0 | | | | |
| 1- 2 | 0- 1 | 0- 0 | HOME | 1- 1 | 0- 0 | 0- 0 | | | | |
| 1- 3 | 0- 2 | 0- 1 | AWAY | 0- 0 | 1- 0 | 0- 0 | | | | |
| 0- 0 | 0- 0 | 0- 0 | NEUTRAL | 0- 0 | 0- 0 | 0- 0 | | | | |

| RPI | S | Opponent | Score | RPI | S | Opponent | Score | RPI | S | Opponent | Score | RPI | S | Opponent | Score | Team's RPI: 130 |
|--------------------|---|-----------------|-------|-----|---|------------|-------|-----|---|-----------------|-------|-----|---|--------------|-------|-----------------|
| 11 | A | Mississippi St. | 47 93 | 47 | A | Arkansas | 57 79 | 51 | H | Tennessee | 50 78 | 144 | A | Auburn | 83 63 | |
| 14 | H | Indiana | 49 73 | | | | | 67 | N | Wake Forest | 68 73 | 165 | H | Samford | 84 48 | |
| 16 | H | Florida St. | 55 66 | | | | | 82 | A | Kansas | 66 76 | 226 | N | Xavier | 67 64 | |
| 18 | A | Texas A&M | 42 69 | | | | | 83 | H | Vanderbilt | 68 60 | 270 | H | Longwood | 71 54 | |
| 20 | H | Kentucky | 45 65 | | | | | 100 | H | Davidson | 55 50 | 299 | H | Presbyterian | 60 46 | |
| | | | | | | | | | | | | 302 | A | Prairie View | 51 44 | |
| | | | | | | | | | | | | 328 | H | Mercer | 71 50 | |
| | | | | | | | | | | | | 340 | A | Grambling | 72 65 | |
| | | | | | | | | | | | | 350 | H | Florida A&M | 84 40 | |
| LAST 10 Division I | | | | | | | | | | | | | | | | |
| 47 | A | Arkansas | 57 79 | 83 | H | Vanderbilt | 68 60 | 11 | A | Mississippi St. | 47 93 | | | | | |
| 18 | A | Texas A&M | 42 69 | 100 | H | Davidson | 55 50 | 67 | N | Wake Forest | 68 73 | | | | | |
| 51 | H | Tennessee | 50 78 | 226 | N | Xavier | 67 64 | | | | | | | | | |
| 20 | H | Kentucky | 45 65 | | | | | | | | | | | | | |
| 144 | A | Auburn | 83 63 | | | | | | | | | | | | | |

Non-Div I Games:

Florida

| | | | | | | | | | | |
|-------------------|----------|-----------|----------------|------------|-------------|---------------|------|------|-------|-----------|
| Average RPI Win: | 346 | WON-LOST | WINNING | LAST 10 | STRENGTH OF | OPP. STRENGTH | TEAM | ADJ. | CONF. | ADJ CONF. |
| Average RPI Loss: | 243 | RECORD | PCT. RANK | GAMES | SCHEDULE | OF SCHEDULE | RPI | RPI | RPI | RPI |
| DIV. I ONLY | 2- 14 | 334 | 2-8 | 346 | 351 | 350 | 350 | 30 | 30 | |
| DIV. I NON-CONF. | 0- 9 | 338 | 0-3 | 307 | 349 | 350 | 350 | 31 | 31 | |
| TOTALS | RPI 1-25 | RPI 26-50 | W-L RECORDS | RPI 51-100 | RPI 101-150 | RPI 150+ | | | | |
| 2- 14 | 0- 1 | 0- 0 | OVERALL | 0- 0 | 0- 2 | 2- 11 | | | | |
| 1- 4 | 0- 0 | 0- 0 | HOME | 0- 0 | 0- 0 | 1- 4 | | | | |
| 1- 10 | 0- 1 | 0- 0 | AWAY | 0- 0 | 0- 2 | 1- 7 | | | | |
| 0- 0 | 0- 0 | 0- 0 | NEUTRAL | 0- 0 | 0- 0 | 0- 0 | | | | |
| 0- 9 | 0- 1 | 0- 0 | NON-CONFERENCE | 0- 0 | 0- 1 | 0- 7 | | | | |
| 0- 2 | 0- 0 | 0- 0 | HOME | 0- 0 | 0- 0 | 0- 2 | | | | |
| 0- 7 | 0- 1 | 0- 0 | AWAY | 0- 0 | 0- 1 | 0- 5 | | | | |
| 0- 0 | 0- 0 | 0- 0 | NEUTRAL | 0- 0 | 0- 0 | 0- 0 | | | | |
| 2- 5 | 0- 0 | 0- 0 | CONFERENCE | 0- 0 | 0- 1 | 2- 4 | | | | |
| 1- 2 | 0- 0 | 0- 0 | HOME | 0- 0 | 0- 0 | 1- 2 | | | | |
| 1- 3 | 0- 0 | 0- 0 | AWAY | 0- 0 | 0- 1 | 1- 2 | | | | |
| 0- 0 | 0- 0 | 0- 0 | NEUTRAL | 0- 0 | 0- 0 | 0- 0 | | | | |

| RPI 1-25 | | | | RPI 26-50 | | | | RPI 51-100 | | | | RPI 101+ Team's RPI: 350 | | | |
|--------------------|---|--------------------|-------|-----------|---|--------------|-------|------------|---|----------|-------|--------------------------|---|--------------------|-------|
| RPI | S | Opponent | Score | RPI | S | Opponent | Score | RPI | S | Opponent | Score | RPI | S | Opponent | Score |
| 24 | A | LSU | 45 73 | | | | | | | | | 130 | A | Florida | 40 84 |
| | | | | | | | | | | | | 136 | A | N.C. A&T | 44 71 |
| | | | | | | | | | | | | 154 | A | Texas Tech | 60 98 |
| | | | | | | | | | | | | 211 | H | Jacksonville | 54 88 |
| | | | | | | | | | | | | 238 | A | Howard | 58 72 |
| | | | | | | | | | | | | 266 | H | Alabama A&M | 53 77 |
| | | | | | | | | | | | | 267 | H | Morgan St. | 47 59 |
| | | | | | | | | | | | | 309 | A | Jacksonville St. | 67 72 |
| | | | | | | | | | | | | 319 | A | Alcorn | 42 58 |
| | | | | | | | | | | | | 327 | A | N.C. Central | 57 66 |
| | | | | | | | | | | | | 327 | H | N.C. Central | 70 71 |
| | | | | | | | | | | | | 341 | A | USC Upstate | 61 74 |
| | | | | | | | | | | | | 343 | H | Coppin St. | 58 48 |
| | | | | | | | | | | | | 349 | A | South Carolina St. | 44 39 |
| | | | | | | | | | | | | 351 | A | Mississippi Val. | 70 71 |
| LAST 10 Division I | | | | | | | | | | | | | | | |
| 238 | A | Howard | 58 72 | 136 | A | N.C. A&T | 44 71 | | | | | | | | |
| 327 | H | N.C. Central | 70 71 | 327 | A | N.C. Central | 57 66 | | | | | | | | |
| 349 | A | South Carolina St. | 44 39 | 24 | A | LSU | 45 73 | | | | | | | | |
| 343 | H | Coppin St. | 58 48 | 266 | H | Alabama A&M | 53 77 | | | | | | | | |
| 267 | H | Morgan St. | 47 59 | 211 | H | Jacksonville | 54 88 | | | | | | | | |

Non-Div I Games: Johnson (FL) 102 40 Trinity Baptist 103 54

Florida A&M

Loss, Non-Conf, S Site, H Home A Away N Neutral

Florida St.

Through Games Of Jan. 26, 2020

| | | | | | | | | | | |
|-------------------|----------|-----------|----------------|------------|-------------|---------------|------|------|-------|-----------|
| Average RPI Win: | 114 | WON-LOST | WINNING | LAST 10 | STRENGTH OF | OPP. STRENGTH | TEAM | ADJ. | CONF. | ADJ CONF. |
| Average RPI Loss: | 63 | RECORD | PCT. RANK | GAMES | SCHEDULE | OF SCHEDULE | RPI | RPI | RPI | RPI |
| DIV. I ONLY | 17- 3 | 18 | 7-3 | 33 | 24 | 16 | 16 | 5 | 5 | |
| DIV. I NON-CONF. | 11- 0 | 1 | 2-0 | 97 | 45 | 9 | 9 | 3 | 3 | |
| TOTALS | RPI 1-25 | RPI 26-50 | W-L RECORDS | RPI 51-100 | RPI 101-150 | RPI 150+ | | | | |
| 17- 3 | 2- 1 | 3- 0 | OVERALL | 6- 1 | 1- 1 | 5- 0 | | | | |
| 9- 1 | 0- 0 | 2- 0 | HOME | 4- 1 | 0- 0 | 3- 0 | | | | |
| 6- 2 | 1- 1 | 0- 0 | AWAY | 2- 0 | 1- 1 | 2- 0 | | | | |
| 2- 0 | 1- 0 | 1- 0 | NEUTRAL | 0- 0 | 0- 0 | 0- 0 | | | | |
| 11- 0 | 2- 0 | 2- 0 | NON-CONFERENCE | 2- 0 | 1- 0 | 4- 0 | | | | |
| 6- 0 | 0- 0 | 1- 0 | HOME | 2- 0 | 0- 0 | 3- 0 | | | | |
| 3- 0 | 1- 0 | 0- 0 | AWAY | 0- 0 | 1- 0 | 1- 0 | | | | |
| 2- 0 | 1- 0 | 1- 0 | NEUTRAL | 0- 0 | 0- 0 | 0- 0 | | | | |
| 6- 3 | 0- 1 | 1- 0 | CONFERENCE | 4- 1 | 0- 1 | 1- 0 | | | | |
| 3- 1 | 0- 0 | 1- 0 | HOME | 2- 1 | 0- 0 | 0- 0 | | | | |
| 3- 2 | 0- 1 | 0- 0 | AWAY | 2- 0 | 0- 1 | 1- 0 | | | | |
| 0- 0 | 0- 0 | 0- 0 | NEUTRAL | 0- 0 | 0- 0 | 0- 0 | | | | |

| RPI 1-25 | | | | Team's RPI: 16 | | | | RPI 26-50 | | | | RPI 51-100 | | | | RPI 101+ | | | |
|--------------------|---|-----------|-------|----------------|---|-----------------|-------|-----------|---|----------------|-------|------------|---|----------------|-------|----------|---|----------|-------|
| RPI | S | Opponent | Score | RPI | S | Opponent | Score | RPI | S | Opponent | Score | RPI | S | Opponent | Score | RPI | S | Opponent | Score |
| 18 | N | Texas A&M | 80 58 | 26 | H | Virginia Tech | 86 62 | 56 | H | Georgia Tech | 52 67 | 114 | A | Syracuse | 89 90 | | | | |
| 19 | A | NC State | 51 68 | 42 | H | St. John's (NY) | 74 70 | 57 | H | North Carolina | 78 64 | 130 | A | Florida | 66 55 | | | | |
| 24 | A | LSU | 70 62 | 48 | N | Michigan | 79 69 | 63 | A | Miami (FL) | 73 62 | 165 | H | Samford | 88 59 | | | | |
| | | | | | | | | 63 | H | Miami (FL) | 79 61 | 173 | A | Clemson | 81 64 | | | | |
| | | | | | | | | 67 | A | Wake Forest | 70 65 | 211 | H | Jacksonville | 75 41 | | | | |
| | | | | | | | | 86 | H | North Florida | 70 41 | 333 | H | Charleston So. | 88 36 | | | | |
| | | | | | | | | 94 | H | Michigan St. | 78 68 | 338 | A | UIC | 86 42 | | | | |
| LAST 10 Division I | | | | | | | | | | | | | | | | | | | |
| | | | | 63 | H | Miami (FL) | 79 61 | | | | | 63 | A | Miami (FL) | 73 62 | | | | |
| | | | | 67 | A | Wake Forest | 70 65 | | | | | 114 | A | Syracuse | 89 90 | | | | |
| | | | | 19 | A | NC State | 51 68 | | | | | 26 | H | Virginia Tech | 86 62 | | | | |
| | | | | 57 | H | North Carolina | 78 64 | | | | | 48 | N | Michigan | 79 69 | | | | |
| | | | | 56 | H | Georgia Tech | 52 67 | | | | | 86 | H | North Florida | 70 41 | | | | |

Non-Div I Games:

Florida St.

■ Loss,
 ■ Non-Conf,
 ■ S Site,
 ■ H Home
 ■ A Away
 N Neutral

| | | | | | | | | | | |
|-------------------|----------|-----------|----------------|------------|-------------|---------------|------|------|-------|-----------|
| Average RPI Win: | 174 | WON-LOST | WINNING | LAST 10 | STRENGTH OF | OPP. STRENGTH | TEAM | ADJ. | CONF. | ADJ CONF. |
| Average RPI Loss: | 113 | RECORD | PCT. RANK | GAMES | SCHEDULE | OF SCHEDULE | RPI | RPI | RPI | RPI |
| DIV. I ONLY | 12- 7 | 99 | 8-2 | 181 | 93 | 117 | 117 | 12 | 12 | |
| DIV. I NON-CONF. | 8- 5 | 117 | 4-0 | 177 | 91 | 129 | 129 | 12 | 12 | |
| TOTALS | RPI 1-25 | RPI 26-50 | W-L RECORDS | RPI 51-100 | RPI 101-150 | RPI 150+ | | | | |
| 12- 7 | 0- 0 | 0- 1 | OVERALL | 2- 3 | 3- 1 | 7- 2 | | | | |
| 8- 2 | 0- 0 | 0- 0 | HOME | 1- 1 | 2- 1 | 5- 0 | | | | |
| 3- 4 | 0- 0 | 0- 0 | AWAY | 1- 2 | 0- 0 | 2- 2 | | | | |
| 1- 1 | 0- 0 | 0- 1 | NEUTRAL | 0- 0 | 1- 0 | 0- 0 | | | | |
| 8- 5 | 0- 0 | 0- 1 | NON-CONFERENCE | 1- 1 | 2- 1 | 5- 2 | | | | |
| 5- 2 | 0- 0 | 0- 0 | HOME | 0- 1 | 1- 1 | 4- 0 | | | | |
| 2- 2 | 0- 0 | 0- 0 | AWAY | 1- 0 | 0- 0 | 1- 2 | | | | |
| 1- 1 | 0- 0 | 0- 1 | NEUTRAL | 0- 0 | 1- 0 | 0- 0 | | | | |
| 4- 2 | 0- 0 | 0- 0 | CONFERENCE | 1- 2 | 1- 0 | 2- 0 | | | | |
| 3- 0 | 0- 0 | 0- 0 | HOME | 1- 0 | 1- 0 | 1- 0 | | | | |
| 1- 2 | 0- 0 | 0- 0 | AWAY | 0- 2 | 0- 0 | 1- 0 | | | | |
| 0- 0 | 0- 0 | 0- 0 | NEUTRAL | 0- 0 | 0- 0 | 0- 0 | | | | |

| RPI 1-25 | | | | RPI 26-50 | | | | RPI 51-100 | | | | RPI 101+ Team's RPI: 117 | | | |
|--------------------|---|----------|-------|-----------|---|-------------------|-------|------------|---|-----------------|-------|--------------------------|---|-------------------|-------|
| RPI | S | Opponent | Score | RPI | S | Opponent | Score | RPI | S | Opponent | Score | RPI | S | Opponent | Score |
| | | | | 47 | N | Arkansas | 59 71 | 76 | A | Charlotte | 76 51 | 115 | N | Lehigh | 59 57 |
| | | | | | | | | 79 | A | Dayton | 44 48 | 127 | H | Notre Dame | 55 60 |
| | | | | | | | | 88 | H | Villanova | 66 73 | 133 | H | Northeastern | 74 58 |
| | | | | | | | | 98 | H | Saint Louis | 66 54 | 146 | H | George Washington | 53 47 |
| | | | | | | | | 100 | A | Davidson | 62 74 | 161 | H | Houston | 63 54 |
| | | | | | | | | | | | | 162 | A | Columbia | 51 70 |
| | | | | | | | | | | | | 165 | H | Samford | 68 37 |
| | | | | | | | | | | | | 188 | A | Penn St. | 59 72 |
| | | | | | | | | | | | | 212 | A | George Mason | 66 54 |
| | | | | | | | | | | | | 221 | H | Georgetown | 67 54 |
| | | | | | | | | | | | | 222 | A | Manhattan | 51 45 |
| | | | | | | | | | | | | 258 | H | Southern U. | 65 52 |
| | | | | | | | | | | | | 283 | H | St. Bonaventure | 79 53 |
| LAST 10 Division I | | | | | | | | | | | | | | | |
| | | | | 79 | A | Dayton | 44 48 | 283 | H | St. Bonaventure | 79 53 | | | | |
| | | | | 98 | H | Saint Louis | 66 54 | 161 | H | Houston | 63 54 | | | | |
| | | | | 212 | A | George Mason | 66 54 | 165 | H | Samford | 68 37 | | | | |
| | | | | 146 | H | George Washington | 53 47 | 258 | H | Southern U. | 65 52 | | | | |
| | | | | 100 | A | Davidson | 62 74 | 221 | H | Georgetown | 67 54 | | | | |

Non-Div I Games:

Fordham

■ Loss,
 ■ Non-Conf,
 S Site,
 ■ Home
 ■ Away
 N Neutral

| | | | | | | | | | | |
|-------------------|----------|-----------|----------------|------------|-------------|---------------|------|------|-------|-----------|
| Average RPI Win: | 217 | WON-LOST | WINNING | LAST 10 | STRENGTH OF | OPP. STRENGTH | TEAM | ADJ. | CONF. | ADJ CONF. |
| Average RPI Loss: | 104 | RECORD | PCT. RANK | GAMES | SCHEDULE | OF SCHEDULE | RPI | RPI | RPI | RPI |
| DIV. I ONLY | 14- 4 | 39 | 9-1 | 185 | 171 | 71 | 71 | 17 | 17 | |
| DIV. I NON-CONF. | 5- 4 | 140 | 0-1 | 227 | 149 | 156 | 156 | 24 | 24 | |
| TOTALS | RPI 1-25 | RPI 26-50 | W-L RECORDS | RPI 51-100 | RPI 101-150 | RPI 150+ | | | | |
| 14- 4 | 0- 0 | 0- 1 | OVERALL | 0- 1 | 2- 1 | 12- 1 | | | | |
| 7- 1 | 0- 0 | 0- 0 | HOME | 0- 1 | 0- 0 | 7- 0 | | | | |
| 6- 2 | 0- 0 | 0- 0 | AWAY | 0- 0 | 2- 1 | 4- 1 | | | | |
| 1- 1 | 0- 0 | 0- 1 | NEUTRAL | 0- 0 | 0- 0 | 1- 0 | | | | |
| 5- 4 | 0- 0 | 0- 1 | NON-CONFERENCE | 0- 1 | 0- 1 | 5- 1 | | | | |
| 2- 1 | 0- 0 | 0- 0 | HOME | 0- 1 | 0- 0 | 2- 0 | | | | |
| 2- 2 | 0- 0 | 0- 0 | AWAY | 0- 0 | 0- 1 | 2- 1 | | | | |
| 1- 1 | 0- 0 | 0- 1 | NEUTRAL | 0- 0 | 0- 0 | 1- 0 | | | | |
| 9- 0 | 0- 0 | 0- 0 | CONFERENCE | 0- 0 | 2- 0 | 7- 0 | | | | |
| 5- 0 | 0- 0 | 0- 0 | HOME | 0- 0 | 0- 0 | 5- 0 | | | | |
| 4- 0 | 0- 0 | 0- 0 | AWAY | 0- 0 | 2- 0 | 2- 0 | | | | |
| 0- 0 | 0- 0 | 0- 0 | NEUTRAL | 0- 0 | 0- 0 | 0- 0 | | | | |

| RPI 1-25 | | | | RPI 26-50 | | | | RPI 51-100 | | | | Team's RPI: 71 | | RPI 101+ | | | |
|--------------------|---|----------|-------|-----------|---|---------------|-------|------------|---|---------------|-------|----------------|--|----------|---|----------------|-------|
| RPI | S | Opponent | Score | RPI | S | Opponent | Score | RPI | S | Opponent | Score | | | RPI | S | Opponent | Score |
| | | | | 44 | N | Yale | 67 87 | 80 | H | BYU | 65 71 | | | 110 | A | Boise St. | 85 80 |
| | | | | | | | | | | | | | | 123 | A | Portland | 64 75 |
| | | | | | | | | | | | | | | 134 | A | San Jose St. | 85 76 |
| | | | | | | | | | | | | | | 168 | A | Santa Clara | 66 90 |
| | | | | | | | | | | | | | | 181 | H | New Mexico | 84 81 |
| | | | | | | | | | | | | | | 185 | A | UNLV | 72 66 |
| | | | | | | | | | | | | | | 191 | H | UC Davis | 73 65 |
| | | | | | | | | | | | | | | 194 | A | Montana | 76 63 |
| | | | | | | | | | | | | | | 206 | H | Northern Ariz. | 83 66 |
| | | | | | | | | | | | | | | 215 | H | Wyoming | 89 59 |
| | | | | | | | | | | | | | | 221 | N | Georgetown | 82 69 |
| | | | | | | | | | | | | | | 261 | H | Colorado St. | 55 53 |
| | | | | | | | | | | | | | | 265 | A | San Diego St. | 65 60 |
| | | | | | | | | | | | | | | 265 | H | San Diego St. | 79 54 |
| | | | | | | | | | | | | | | 282 | H | Utah St. | 76 64 |
| | | | | | | | | | | | | | | 334 | A | Cal Poly | 79 52 |
| LAST 10 Division I | | | | | | | | | | | | | | | | | |
| | | | | 110 | A | Boise St. | 85 80 | 134 | A | San Jose St. | 85 76 | | | | | | |
| | | | | 261 | H | Colorado St. | 55 53 | 265 | H | San Diego St. | 79 54 | | | | | | |
| | | | | 215 | H | Wyoming | 89 59 | 168 | A | Santa Clara | 66 90 | | | | | | |
| | | | | 265 | A | San Diego St. | 65 60 | 282 | H | Utah St. | 76 64 | | | | | | |
| | | | | 181 | H | New Mexico | 84 81 | 185 | A | UNLV | 72 66 | | | | | | |

Non-Div I Games: La Verne 111 56 UC Merced 92 26

Fresno St.

| | | | | | | | | | |
|------------------------------|----------|-----------|----------------|-------------|---------------|----------|------|-------|-----------|
| Average RPI Win: 233 | WON-LOST | WINNING | LAST 10 | STRENGTH OF | OPP. STRENGTH | TEAM | ADJ. | CONF. | ADJ CONF. |
| Average RPI Loss: 127 | RECORD | PCT. RANK | GAMES | SCHEDULE | OF SCHEDULE | RPI | RPI | RPI | RPI |
| DIV. I ONLY | 11- 7 | 108 | 6-4 | 313 | 101 | 176 | 176 | 25 | 25 |
| DIV. I NON-CONF. | 7- 5 | 131 | 2-2 | 234 | 54 | 120 | 120 | 23 | 23 |
| TOTALS | RPI 1-25 | RPI 26-50 | W-L RECORDS | RPI 51-100 | RPI 101-150 | RPI 150+ | | | |
| 11- 7 | 0- 0 | 0- 0 | OVERALL | 0- 3 | 1- 1 | 10- 3 | | | |
| 6- 2 | 0- 0 | 0- 0 | HOME | 0- 0 | 0- 1 | 6- 1 | | | |
| 4- 5 | 0- 0 | 0- 0 | AWAY | 0- 3 | 1- 0 | 3- 2 | | | |
| 1- 0 | 0- 0 | 0- 0 | NEUTRAL | 0- 0 | 0- 0 | 1- 0 | | | |
| 7- 5 | 0- 0 | 0- 0 | NON-CONFERENCE | 0- 3 | 1- 0 | 6- 2 | | | |
| 3- 1 | 0- 0 | 0- 0 | HOME | 0- 0 | 0- 0 | 3- 1 | | | |
| 3- 4 | 0- 0 | 0- 0 | AWAY | 0- 3 | 1- 0 | 2- 1 | | | |
| 1- 0 | 0- 0 | 0- 0 | NEUTRAL | 0- 0 | 0- 0 | 1- 0 | | | |
| 4- 2 | 0- 0 | 0- 0 | CONFERENCE | 0- 0 | 0- 1 | 4- 1 | | | |
| 3- 1 | 0- 0 | 0- 0 | HOME | 0- 0 | 0- 1 | 3- 0 | | | |
| 1- 1 | 0- 0 | 0- 0 | AWAY | 0- 0 | 0- 0 | 1- 1 | | | |
| 0- 0 | 0- 0 | 0- 0 | NEUTRAL | 0- 0 | 0- 0 | 0- 0 | | | |

| RPI S | Opponent | Score | RPI S | Opponent | Score | RPI S | Opponent | Score | RPI S | Opponent | Score | Team's RPI: 176 |
|--------------------|----------|-------|-------|------------------|-------|-------|----------------|------------------|-------|------------------|-------|-----------------|
| | | | | | | 52 | A Middle Tenn. | 62 78 | 118 | A Richmond | 70 69 | |
| | | | | | | 75 | A Georgia | 48 77 | 121 | H UNC Greensboro | 53 59 | |
| | | | | | | 83 | A Vanderbilt | 46 74 | 153 | H Elon | 76 87 | |
| | | | | | | | | | 165 | H Samford | 77 69 | |
| | | | | | | | | | 167 | A Fla. Atlantic | 69 63 | |
| | | | | | | | | | 173 | A Clemson | 71 77 | |
| | | | | | | | | | 183 | H Hampton | 70 65 | |
| | | | | | | | | | 184 | N Saint Joseph's | 63 48 | |
| | | | | | | | | | 233 | A Chattanooga | 52 60 | |
| | | | | | | | | | 237 | A Gardner-Webb | 72 67 | |
| | | | | | | | | | 239 | A ETSU | 81 62 | |
| | | | | | | | | | 291 | H Ga. Southern | 78 63 | |
| | | | | | | | | | 323 | H Georgia St. | 62 55 | |
| | | | | | | | | | 328 | H Mercer | 62 49 | |
| | | | | | | | | | 332 | H Western Caro. | 69 53 | |
| LAST 10 Division I | | | | | | | | | | | | |
| | | | 332 | H Western Caro. | 69 53 | | 328 | H Mercer | 62 49 | | | |
| | | | 121 | H UNC Greensboro | 53 59 | | 153 | H Elon | 76 87 | | | |
| | | | 233 | A Chattanooga | 52 60 | | 184 | N Saint Joseph's | 63 48 | | | |
| | | | 239 | A ETSU | 81 62 | | 167 | A Fla. Atlantic | 69 63 | | | |
| | | | 165 | H Samford | 77 69 | | 75 | A Georgia | 48 77 | | | |

Non-Div I Games: North Greenville 88 51 Newberry 62 43

Furman

| | | | | | | | | | | | |
|-----------------------|------|----------|-----------|----------------|-------------|------|---------------|-------------|------|----------|-----------|
| Average RPI Win: 274 | | WON-LOST | WINNING | LAST 10 | STRENGTH OF | | OPP. STRENGTH | TEAM | ADJ. | CONF. | ADJ CONF. |
| Average RPI Loss: 194 | | RECORD | PCT. RANK | GAMES | SCHEDULE | | OF SCHEDULE | RPI | RPI | RPI | RPI |
| DIV. I ONLY | | 6- 12 | 260 | 4-6 | 266 | | 334 | 291 | 291 | 22 | 22 |
| DIV. I NON-CONF. | | 3- 8 | 268 | 1-2 | 257 | | 338 | 285 | 285 | 21 | 21 |
| TOTALS | | RPI 1-25 | RPI 26-50 | | W-L RECORDS | | RPI 51-100 | RPI 101-150 | | RPI 150+ | |
| 6- 12 | 0- 0 | 0- 0 | | OVERALL | | 0- 1 | 1- 2 | | 5- 9 | | |
| 3- 4 | 0- 0 | 0- 0 | | HOME | | 0- 1 | 1- 0 | | 2- 3 | | |
| 2- 7 | 0- 0 | 0- 0 | | AWAY | | 0- 0 | 0- 1 | | 2- 6 | | |
| 1- 1 | 0- 0 | 0- 0 | | NEUTRAL | | 0- 0 | 0- 1 | | 1- 0 | | |
| 3- 8 | 0- 0 | 0- 0 | | NON-CONFERENCE | | 0- 0 | 0- 2 | | 3- 6 | | |
| 0- 2 | 0- 0 | 0- 0 | | HOME | | 0- 0 | 0- 0 | | 0- 2 | | |
| 2- 5 | 0- 0 | 0- 0 | | AWAY | | 0- 0 | 0- 1 | | 2- 4 | | |
| 1- 1 | 0- 0 | 0- 0 | | NEUTRAL | | 0- 0 | 0- 1 | | 1- 0 | | |
| 3- 4 | 0- 0 | 0- 0 | | CONFERENCE | | 0- 1 | 1- 0 | | 2- 3 | | |
| 3- 2 | 0- 0 | 0- 0 | | HOME | | 0- 1 | 1- 0 | | 2- 1 | | |
| 0- 2 | 0- 0 | 0- 0 | | AWAY | | 0- 0 | 0- 0 | | 0- 2 | | |
| 0- 0 | 0- 0 | 0- 0 | | NEUTRAL | | 0- 0 | 0- 0 | | 0- 0 | | |

| RPI 1-25 | | | | RPI 26-50 | | | | RPI 51-100 | | | | RPI 101+ | | | | Team's RPI: 291 | |
|--------------------|---|----------|-------|-----------|---|---------------|-------|------------|---|----------------------|-------|----------|---|----------------------|-------|-----------------|--|
| RPI | S | Opponent | Score | RPI | S | Opponent | Score | RPI | S | Opponent | Score | RPI | S | Opponent | Score | | |
| | | | | | | | | 66 | H | Troy | 69 79 | 111 | N | Kent St. | 48 62 | | |
| | | | | | | | | | | | | 125 | A | Tulane | 40 56 | | |
| | | | | | | | | | | | | 128 | H | Louisiana | 83 67 | | |
| | | | | | | | | | | | | 151 | A | Bethune-Cookman | 57 75 | | |
| | | | | | | | | | | | | 176 | A | Furman | 63 78 | | |
| | | | | | | | | | | | | 193 | H | North Dakota | 56 69 | | |
| | | | | | | | | | | | | 199 | A | Little Rock | 46 58 | | |
| | | | | | | | | | | | | 209 | A | Arkansas St. | 62 69 | | |
| | | | | | | | | | | | | 235 | H | Kennesaw St. | 69 95 | | |
| | | | | | | | | | | | | 249 | A | Winthrop | 91 47 | | |
| | | | | | | | | | | | | 262 | H | South Alabama | 65 71 | | |
| | | | | | | | | | | | | 275 | A | Ole Miss | 66 69 | | |
| | | | | | | | | | | | | 284 | A | Wofford | 70 57 | | |
| | | | | | | | | | | | | 312 | N | St. Francis Brooklyn | 78 47 | | |
| | | | | | | | | | | | | 323 | H | Georgia St. | 81 56 | | |
| | | | | | | | | | | | | 328 | A | Mercer | 52 62 | | |
| | | | | | | | | | | | | 346 | H | La.-Monroe | 64 47 | | |
| EAST 10 Division I | | | | | | | | | | | | | | | | | |
| | | | | 323 | H | Georgia St. | 81 56 | 128 | H | Louisiana | 83 67 | | | | | | |
| | | | | 262 | H | South Alabama | 65 71 | 346 | H | La.-Monroe | 64 47 | | | | | | |
| | | | | 66 | H | Troy | 69 79 | 125 | A | Tulane | 40 56 | | | | | | |
| | | | | 209 | A | Arkansas St. | 62 69 | 312 | N | St. Francis Brooklyn | 78 47 | | | | | | |
| | | | | 199 | A | Little Rock | 46 58 | 111 | N | Kent St. | 48 62 | | | | | | |

Non-Div I Games:

Ga. Southern

Loss, Non-Conf, S Site, H Home A Away N Neutral

Gardner-Webb

Through Games Of Jan. 26, 2020

| | | | | | | | | | | |
|-------------------|----------|-----------|----------------|------------|-------------|---------------|------|------|-------|-----------|
| Average RPI Win: | 293 | WON-LOST | WINNING | LAST 10 | STRENGTH OF | OPP. STRENGTH | TEAM | ADJ. | CONF. | ADJ CONF. |
| Average RPI Loss: | 164 | RECORD | PCT. RANK | GAMES | SCHEDULE | OF SCHEDULE | RPI | RPI | RPI | RPI |
| DIV. I ONLY | 9- 9 | 176 | 4-6 | 299 | 310 | 237 | 237 | 26 | 26 | |
| DIV. I NON-CONF. | 5- 4 | 140 | 0-1 | 281 | 213 | 190 | 190 | 27 | 27 | |
| TOTALS | RPI 1-25 | RPI 26-50 | W-L RECORDS | RPI 51-100 | RPI 101-150 | RPI 150+ | | | | |
| 9- 9 | 0- 0 | 0- 1 | OVERALL | 0- 2 | 0- 1 | 9- 5 | | | | |
| 5- 3 | 0- 0 | 0- 0 | HOME | 0- 0 | 0- 0 | 5- 3 | | | | |
| 4- 6 | 0- 0 | 0- 1 | AWAY | 0- 2 | 0- 1 | 4- 2 | | | | |
| 0- 0 | 0- 0 | 0- 0 | NEUTRAL | 0- 0 | 0- 0 | 0- 0 | | | | |
| 5- 4 | 0- 0 | 0- 1 | NON-CONFERENCE | 0- 2 | 0- 0 | 5- 1 | | | | |
| 3- 1 | 0- 0 | 0- 0 | HOME | 0- 0 | 0- 0 | 3- 1 | | | | |
| 2- 3 | 0- 0 | 0- 1 | AWAY | 0- 2 | 0- 0 | 2- 0 | | | | |
| 0- 0 | 0- 0 | 0- 0 | NEUTRAL | 0- 0 | 0- 0 | 0- 0 | | | | |
| 4- 5 | 0- 0 | 0- 0 | CONFERENCE | 0- 0 | 0- 1 | 4- 4 | | | | |
| 2- 2 | 0- 0 | 0- 0 | HOME | 0- 0 | 0- 0 | 2- 2 | | | | |
| 2- 3 | 0- 0 | 0- 0 | AWAY | 0- 0 | 0- 1 | 2- 2 | | | | |
| 0- 0 | 0- 0 | 0- 0 | NEUTRAL | 0- 0 | 0- 0 | 0- 0 | | | | |

| RPI 1-25 | | | | RPI 26-50 | | | | RPI 51-100 | | | | RPI 101+ | | | | Team's RPI: 237 | |
|--------------------|---|----------|-------|-----------|---|---------------|-------|------------|---|-----------|-------|----------|---|-----------------|-------|-----------------|--|
| RPI | S | Opponent | Score | RPI | S | Opponent | Score | RPI | S | Opponent | Score | RPI | S | Opponent | Score | | |
| | | | | 26 | A | Virginia Tech | 65 87 | 75 | A | Georgia | 56 84 | 142 | A | Campbell | 44 48 | | |
| | | | | | | | | 76 | A | Charlotte | 49 74 | 176 | H | Furman | 67 72 | | |
| | | | | | | | | | | | | 183 | A | Hampton | 58 63 | | |
| | | | | | | | | | | | | 229 | H | Delaware | 67 65 | | |
| | | | | | | | | | | | | 230 | H | Radford | 73 84 | | |
| | | | | | | | | | | | | 249 | H | Winthrop | 71 59 | | |
| | | | | | | | | | | | | 257 | A | UNC Asheville | 65 59 | | |
| | | | | | | | | | | | | 270 | A | Longwood | 70 80 | | |
| | | | | | | | | | | | | 280 | A | Appalachian St. | 67 56 | | |
| | | | | | | | | | | | | 284 | H | Wofford | 67 53 | | |
| | | | | | | | | | | | | 299 | H | Presbyterian | 53 56 | | |
| | | | | | | | | | | | | 328 | A | Mercer | 65 62 | | |
| | | | | | | | | | | | | 332 | H | Western Caro. | 88 62 | | |
| | | | | | | | | | | | | 333 | A | Charleston So. | 79 52 | | |
| | | | | | | | | | | | | 341 | H | USC Upstate | 63 53 | | |
| LAST 10 Division I | | | | | | | | | | | | | | | | | |
| | | | | 230 | H | Radford | 73 84 | | | | | 249 | H | Winthrop | 71 59 | | |
| | | | | 257 | A | UNC Asheville | 65 59 | | | | | 183 | A | Hampton | 58 63 | | |
| | | | | 341 | H | USC Upstate | 63 53 | | | | | 333 | A | Charleston So. | 79 52 | | |
| | | | | 299 | H | Presbyterian | 53 56 | | | | | 270 | A | Longwood | 70 80 | | |
| | | | | 142 | A | Campbell | 44 48 | | | | | 75 | A | Georgia | 56 84 | | |

Non-Div I Games:

Gardner-Webb

Loss, Non-Conf, S Site, H Home A Away N Neutral

George Mason

Through Games Of Jan. 26, 2020

| | | | | | | | | | | |
|-------------------|----------|-----------|----------------|------------|-------------|---------------|------|------|-------|-----------|
| Average RPI Win: | 224 | WON-LOST | WINNING | LAST 10 | STRENGTH OF | OPP. STRENGTH | TEAM | ADJ. | CONF. | ADJ CONF. |
| Average RPI Loss: | 135 | RECORD | PCT. RANK | GAMES | SCHEDULE | OF SCHEDULE | RPI | RPI | RPI | RPI |
| DIV. I ONLY | 7- 13 | 255 | 2-8 | 119 | 201 | 212 | 212 | 12 | 12 | |
| DIV. I NON-CONF. | 6- 7 | 182 | 1-2 | 135 | 271 | 170 | 170 | 12 | 12 | |
| TOTALS | RPI 1-25 | RPI 26-50 | W-L RECORDS | RPI 51-100 | RPI 101-150 | RPI 150+ | | | | |
| 7- 13 | 0- 0 | 0- 1 | OVERALL | 0- 4 | 1- 4 | 6- 4 | | | | |
| 3- 7 | 0- 0 | 0- 1 | HOME | 0- 2 | 1- 2 | 2- 2 | | | | |
| 4- 5 | 0- 0 | 0- 0 | AWAY | 0- 1 | 0- 2 | 4- 2 | | | | |
| 0- 1 | 0- 0 | 0- 0 | NEUTRAL | 0- 1 | 0- 0 | 0- 0 | | | | |
| 6- 7 | 0- 0 | 0- 1 | NON-CONFERENCE | 0- 2 | 0- 1 | 6- 3 | | | | |
| 2- 4 | 0- 0 | 0- 1 | HOME | 0- 1 | 0- 0 | 2- 2 | | | | |
| 4- 2 | 0- 0 | 0- 0 | AWAY | 0- 0 | 0- 1 | 4- 1 | | | | |
| 0- 1 | 0- 0 | 0- 0 | NEUTRAL | 0- 1 | 0- 0 | 0- 0 | | | | |
| 1- 6 | 0- 0 | 0- 0 | CONFERENCE | 0- 2 | 1- 3 | 0- 1 | | | | |
| 1- 3 | 0- 0 | 0- 0 | HOME | 0- 1 | 1- 2 | 0- 0 | | | | |
| 0- 3 | 0- 0 | 0- 0 | AWAY | 0- 1 | 0- 1 | 0- 1 | | | | |
| 0- 0 | 0- 0 | 0- 0 | NEUTRAL | 0- 0 | 0- 0 | 0- 0 | | | | |

| RPI 1-25 | | | RPI 26-50 | | | RPI 51-100 | | | RPI 101+ | | | Team's RPI: 212 |
|--------------------|---|-----------------|-----------|-----|---|-------------------|-------|-----|----------|----------|-------|--------------------------------|
| RPI | S | Opponent | Score | RPI | S | Opponent | Score | RPI | S | Opponent | Score | |
| | | | | 26 | H | Virginia Tech | 58 77 | 53 | N | Bradley | 59 61 | 109 A Duquesne 63 84 |
| | | | | | | | | 60 | H | Bucknell | 51 64 | 113 H VCU 63 82 |
| | | | | | | | | 79 | A | Dayton | 55 59 | 117 H Fordham 54 66 |
| | | | | | | | | 100 | H | Davidson | 69 76 | 122 A Coastal Caro. 59 74 |
| | | | | | | | | | | | | 146 H George Washington 70 60 |
| | | | | | | | | | | | | 188 A Penn St. 78 68 |
| | | | | | | | | | | | | 190 H American 73 55 |
| | | | | | | | | | | | | 214 A SMU 59 58 |
| | | | | | | | | | | | | 227 H UMKC 58 64 |
| | | | | | | | | | | | | 229 A Delaware 44 63 |
| | | | | | | | | | | | | 238 H Howard 75 86 |
| | | | | | | | | | | | | 241 A Col. of Charleston 72 61 |
| | | | | | | | | | | | | 277 A Navy 67 58 |
| | | | | | | | | | | | | 283 A St. Bonaventure 47 62 |
| | | | | | | | | | | | | 314 H Detroit Mercy 75 62 |
| LAST 10 Division I | | | | | | | | | | | | |
| 113 | H | VCU | 63 82 | 79 | A | Dayton | 55 59 | | | | | |
| 109 | A | Duquesne | 63 84 | 146 | H | George Washington | 70 60 | | | | | |
| 117 | H | Fordham | 54 66 | 214 | A | SMU | 59 58 | | | | | |
| 100 | H | Davidson | 69 76 | 229 | A | Delaware | 44 63 | | | | | |
| 283 | A | St. Bonaventure | 47 62 | 238 | H | Howard | 75 86 | | | | | |

Non-Div I Games:

George Mason

■ Loss,
 ■ Non-Conf,
 ■ S Site,
 ■ H Home
 ■ A Away
 N Neutral

George Washington

Through Games Of Jan. 26, 2020

| Average RPI Win: | 185 | WON-LOST | WINNING | LAST 10 | STRENGTH OF | OPP. STRENGTH | TEAM | ADJ. | CONF. | ADJ CONF. |
|-------------------|----------|-----------|----------------|------------|-------------|---------------|------|------|-------|-----------|
| Average RPI Loss: | 101 | RECORD | PCT. RANK | GAMES | SCHEDULE | OF SCHEDULE | RPI | RPI | RPI | RPI |
| DIV. I ONLY | 8- 11 | 220 | 2-8 | 72 | 120 | 146 | 146 | 12 | 12 | |
| DIV. I NON-CONF. | 6- 7 | 182 | 0-4 | 104 | 80 | 132 | 132 | 12 | 12 | |
| TOTALS | RPI 1-25 | RPI 26-50 | W-L RECORDS | RPI 51-100 | RPI 101-150 | RPI 150+ | | | | |
| 8- 11 | 0- 2 | 0- 1 | OVERALL | 1- 3 | 2- 2 | 5- 3 | | | | |
| 4- 5 | 0- 1 | 0- 1 | HOME | 0- 2 | 2- 0 | 2- 1 | | | | |
| 4- 6 | 0- 1 | 0- 0 | AWAY | 1- 1 | 0- 2 | 3- 2 | | | | |
| 0- 0 | 0- 0 | 0- 0 | NEUTRAL | 0- 0 | 0- 0 | 0- 0 | | | | |
| 6- 7 | 0- 2 | 0- 1 | NON-CONFERENCE | 1- 1 | 0- 1 | 5- 2 | | | | |
| 2- 4 | 0- 1 | 0- 1 | HOME | 0- 1 | 0- 0 | 2- 1 | | | | |
| 4- 3 | 0- 1 | 0- 0 | AWAY | 1- 0 | 0- 1 | 3- 1 | | | | |
| 0- 0 | 0- 0 | 0- 0 | NEUTRAL | 0- 0 | 0- 0 | 0- 0 | | | | |
| 2- 4 | 0- 0 | 0- 0 | CONFERENCE | 0- 2 | 2- 1 | 0- 1 | | | | |
| 2- 1 | 0- 0 | 0- 0 | HOME | 0- 1 | 2- 0 | 0- 0 | | | | |
| 0- 3 | 0- 0 | 0- 0 | AWAY | 0- 1 | 0- 1 | 0- 1 | | | | |
| 0- 0 | 0- 0 | 0- 0 | NEUTRAL | 0- 0 | 0- 0 | 0- 0 | | | | |

| RPI 1-25 | | | | RPI 26-50 | | | | RPI 51-100 | | | | RPI 101+ Team's RPI: 146 | | | |
|--------------------|---|---------------|-------|-----------|---|----------------|-------|------------|---|-----------|-------|--------------------------|---|----------------|-------|
| RPI | S | Opponent | Score | RPI | S | Opponent | Score | RPI | S | Opponent | Score | RPI | S | Opponent | Score |
| 8 | A | Maryland | 54 88 | 45 | H | James Madison | 50 69 | 70 | H | Minnesota | 50 83 | 109 | H | Duquesne | 65 60 |
| 21 | H | Princeton | 50 75 | | | | | 79 | H | Dayton | 50 66 | 115 | A | Lehigh | 53 59 |
| | | | | | | | | 88 | A | Villanova | 68 56 | 117 | A | Fordham | 47 53 |
| | | | | | | | | 100 | A | Davidson | 55 62 | 150 | H | Massachusetts | 50 47 |
| | | | | | | | | | | | | 157 | H | William & Mary | 51 63 |
| | | | | | | | | | | | | 160 | A | Memphis | 64 63 |
| | | | | | | | | | | | | 182 | A | Quinnipiac | 78 67 |
| | | | | | | | | | | | | 190 | A | American | 53 66 |
| | | | | | | | | | | | | 212 | A | George Mason | 60 70 |
| | | | | | | | | | | | | 221 | H | Georgetown | 52 49 |
| | | | | | | | | | | | | 229 | A | Delaware | 63 49 |
| | | | | | | | | | | | | 343 | H | Coppin St. | 54 35 |
| LAST 10 Division I | | | | | | | | | | | | | | | |
| 150 | H | Massachusetts | 50 47 | 212 | A | George Mason | 60 70 | | | | | | | | |
| 79 | H | Dayton | 50 66 | 157 | H | William & Mary | 51 63 | | | | | | | | |
| 100 | A | Davidson | 55 62 | 190 | A | American | 53 66 | | | | | | | | |
| 117 | A | Fordham | 47 53 | 45 | H | James Madison | 50 69 | | | | | | | | |
| 109 | H | Duquesne | 65 60 | 70 | H | Minnesota | 50 83 | | | | | | | | |

Non-Div I Games:

George Washington

■ Loss,
■ Non-Conf,
■ S Site,
■ H Home
■ A Away
N Neutral

Georgetown

Through Games Of Jan. 26, 2020

| | | | | | | | | | | |
|-------------------|----------|-----------|----------------|------------|-------------|---------------|------|------|-------|-----------|
| Average RPI Win: | 247 | WON-LOST | WINNING | LAST 10 | STRENGTH OF | OPP. STRENGTH | TEAM | ADJ. | CONF. | ADJ CONF. |
| Average RPI Loss: | 92 | RECORD | PCT. RANK | GAMES | SCHEDULE | OF SCHEDULE | RPI | RPI | RPI | RPI |
| DIV. I ONLY | 4- 16 | 309 | 2-8 | 84 | 81 | 221 | 221 | 6 | 6 | |
| DIV. I NON-CONF. | 3- 8 | 268 | 1-0 | 142 | 201 | 214 | 214 | 6 | 6 | |
| TOTALS | RPI 1-25 | RPI 26-50 | W-L RECORDS | RPI 51-100 | RPI 101-150 | RPI 150+ | | | | |
| 4- 16 | 0- 1 | 0- 4 | OVERALL | 0- 6 | 1- 3 | 3- 2 | | | | |
| 1- 6 | 0- 0 | 0- 2 | HOME | 0- 2 | 1- 1 | 0- 1 | | | | |
| 3- 9 | 0- 1 | 0- 2 | AWAY | 0- 3 | 0- 2 | 3- 1 | | | | |
| 0- 1 | 0- 0 | 0- 0 | NEUTRAL | 0- 1 | 0- 0 | 0- 0 | | | | |
| 3- 8 | 0- 0 | 0- 1 | NON-CONFERENCE | 0- 3 | 0- 3 | 3- 1 | | | | |
| 0- 3 | 0- 0 | 0- 1 | HOME | 0- 1 | 0- 1 | 0- 0 | | | | |
| 3- 4 | 0- 0 | 0- 0 | AWAY | 0- 1 | 0- 2 | 3- 1 | | | | |
| 0- 1 | 0- 0 | 0- 0 | NEUTRAL | 0- 1 | 0- 0 | 0- 0 | | | | |
| 1- 8 | 0- 1 | 0- 3 | CONFERENCE | 0- 3 | 1- 0 | 0- 1 | | | | |
| 1- 3 | 0- 0 | 0- 1 | HOME | 0- 1 | 1- 0 | 0- 1 | | | | |
| 0- 5 | 0- 1 | 0- 2 | AWAY | 0- 2 | 0- 0 | 0- 0 | | | | |
| 0- 0 | 0- 0 | 0- 0 | NEUTRAL | 0- 0 | 0- 0 | 0- 0 | | | | |

| RPI 1-25 | | | | RPI 26-50 | | | | RPI 51-100 | | | | RPI 101+ Team's RPI: 221 | | | |
|--------------------|---|-----------|-------|-----------|---|-----------------|-------|------------|---|------------|-------|--------------------------|---|-------------------|-------|
| RPI | S | Opponent | Score | RPI | S | Opponent | Score | RPI | S | Opponent | Score | RPI | S | Opponent | Score |
| 17 | A | DePaul | 66 92 | 37 | A | Marquette | 51 73 | 71 | N | Fresno St. | 69 82 | 117 | A | Fordham | 54 67 |
| | | | | 40 | H | Creighton | 56 65 | 74 | A | Seton Hall | 60 79 | 118 | H | Richmond | 49 51 |
| | | | | 42 | A | St. John's (NY) | 54 71 | 88 | A | Villanova | 53 74 | 131 | H | Providence | 62 53 |
| | | | | 45 | H | James Madison | 59 66 | 92 | H | Butler | 46 47 | 146 | A | George Washington | 49 52 |
| | | | | | | | | 95 | H | Rider | 64 65 | 162 | A | Columbia | 49 54 |
| | | | | | | | | 100 | A | Davidson | 52 66 | 226 | H | Xavier | 64 85 |
| | | | | | | | | | | | | 245 | A | LMU (CA) | 64 53 |
| | | | | | | | | | | | | 285 | A | Pittsburgh | 66 56 |
| | | | | | | | | | | | | 325 | A | UMES | 57 39 |
| LAST 10 Division I | | | | | | | | | | | | | | | |
| 17 | A | DePaul | 66 92 | 74 | A | Seton Hall | 60 79 | | | | | | | | |
| 37 | A | Marquette | 51 73 | 42 | A | St. John's (NY) | 54 71 | | | | | | | | |
| 88 | A | Villanova | 53 74 | 131 | H | Providence | 62 53 | | | | | | | | |
| 92 | H | Butler | 46 47 | 40 | H | Creighton | 56 65 | | | | | | | | |
| 226 | H | Xavier | 64 85 | 325 | A | UMES | 57 39 | | | | | | | | |

Non-Div I Games:

Georgetown

■ Loss,
 ■ Non-Conf,
 ■ S Site,
 ■ H Home
 ■ A Away
 N Neutral

| | | | | | | | | | |
|-----------------------------|----------|-----------|----------------|-------------|---------------|----------|------|-------|-----------|
| Average RPI Win: 192 | WON-LOST | WINNING | LAST 10 | STRENGTH OF | OPP. STRENGTH | TEAM | ADJ. | CONF. | ADJ CONF. |
| Average RPI Loss: 38 | RECORD | PCT. RANK | GAMES | SCHEDULE | OF SCHEDULE | RPI | RPI | RPI | RPI |
| DIV. I ONLY | 12- 8 | 115 | 5-5 | 15 | 102 | 75 | 75 | 4 | 4 |
| DIV. I NON-CONF. | 9- 4 | 84 | 2-1 | 58 | 208 | 86 | 86 | 5 | 5 |
| TOTALS | RPI 1-25 | RPI 26-50 | W-L RECORDS | RPI 51-100 | RPI 101-150 | RPI 150+ | | | |
| 12- 8 | 0- 4 | 2- 0 | OVERALL | 1- 4 | 2- 0 | 7- 0 | | | |
| 8- 6 | 0- 3 | 0- 0 | HOME | 0- 3 | 2- 0 | 6- 0 | | | |
| 2- 2 | 0- 1 | 1- 0 | AWAY | 0- 1 | 0- 0 | 1- 0 | | | |
| 2- 0 | 0- 0 | 1- 0 | NEUTRAL | 1- 0 | 0- 0 | 0- 0 | | | |
| 9- 4 | 0- 2 | 1- 0 | NON-CONFERENCE | 1- 2 | 1- 0 | 6- 0 | | | |
| 7- 3 | 0- 1 | 0- 0 | HOME | 0- 2 | 1- 0 | 6- 0 | | | |
| 0- 1 | 0- 1 | 0- 0 | AWAY | 0- 0 | 0- 0 | 0- 0 | | | |
| 2- 0 | 0- 0 | 1- 0 | NEUTRAL | 1- 0 | 0- 0 | 0- 0 | | | |
| 3- 4 | 0- 2 | 1- 0 | CONFERENCE | 0- 2 | 1- 0 | 1- 0 | | | |
| 1- 3 | 0- 2 | 0- 0 | HOME | 0- 1 | 1- 0 | 0- 0 | | | |
| 2- 1 | 0- 0 | 1- 0 | AWAY | 0- 1 | 0- 0 | 1- 0 | | | |
| 0- 0 | 0- 0 | 0- 0 | NEUTRAL | 0- 0 | 0- 0 | 0- 0 | | | |

| RPI 1-25 | | | | RPI 26-50 | | | | RPI 51-100 Team's RPI: 75 | | | | RPI 101+ | | | |
|--------------------|---|-----------------|--------------|-----------|---|-----------------|--------------|---------------------------|---|--------------|--------------|----------|---|---------------|-------|
| RPI | S | Opponent | Score | RPI | S | Opponent | Score | RPI | S | Opponent | Score | RPI | S | Opponent | Score |
| 1 | H | South Carolina | 53 88 | 26 | N | Virginia Tech | 77 72 | 51 | A | Tennessee | 56 73 | 136 | H | N.C. A&T | 72 54 |
| 6 | H | UCLA | 50 59 | 47 | A | Arkansas | 64 55 | 56 | H | Georgia Tech | 40 73 | 144 | H | Auburn | 61 50 |
| 9 | A | Baylor | 38 72 | | | | | 83 | H | Vanderbilt | 55 63 | 176 | H | Furman | 77 48 |
| 11 | H | Mississippi St. | 66 73 | | | | | 88 | H | Villanova | 58 63 | 235 | H | Kennesaw St. | 80 65 |
| | | | | | | | | 92 | N | Butler | 69 36 | 237 | H | Gardner-Webb | 84 56 |
| | | | | | | | | | | | | 271 | H | East Carolina | 67 50 |
| | | | | | | | | | | | | 275 | A | Ole Miss | 58 51 |
| | | | | | | | | | | | | 328 | H | Mercer | 76 60 |
| | | | | | | | | | | | | 341 | H | USC Upstate | 67 53 |
| LAST 10 Division I | | | | | | | | | | | | | | | |
| 1 | H | South Carolina | 53 88 | 11 | H | Mississippi St. | 66 73 | | | | | | | | |
| 47 | A | Arkansas | 64 55 | 275 | A | Ole Miss | 58 51 | | | | | | | | |
| 144 | H | Auburn | 61 50 | 271 | H | East Carolina | 67 50 | | | | | | | | |
| 51 | A | Tennessee | 56 73 | 237 | H | Gardner-Webb | 84 56 | | | | | | | | |
| 83 | H | Vanderbilt | 55 63 | 6 | H | UCLA | 50 59 | | | | | | | | |

Non-Div I Games:

Georgia

| | | | | | | | | | | |
|-------------------|----------|-----------|----------------|------------|-------------|---------------|------|------|-------|-----------|
| Average RPI Win: | 331 | WON-LOST | WINNING | LAST 10 | STRENGTH OF | OPP. STRENGTH | TEAM | ADJ. | CONF. | ADJ CONF. |
| Average RPI Loss: | 175 | RECORD | PCT. RANK | GAMES | SCHEDULE | OF SCHEDULE | RPI | RPI | RPI | RPI |
| DIV. I ONLY | 4- 14 | 303 | 3-7 | 246 | 316 | 323 | 323 | 22 | 22 | |
| DIV. I NON-CONF. | 3- 8 | 268 | 2-1 | 228 | 324 | 308 | 308 | 21 | 21 | |
| TOTALS | RPI 1-25 | RPI 26-50 | W-L RECORDS | RPI 51-100 | RPI 101-150 | RPI 150+ | | | | |
| 4- 14 | 0- 1 | 0- 0 | OVERALL | 0- 2 | 0- 2 | 4- 9 | | | | |
| 3- 7 | 0- 1 | 0- 0 | HOME | 0- 1 | 0- 1 | 3- 4 | | | | |
| 0- 7 | 0- 0 | 0- 0 | AWAY | 0- 1 | 0- 1 | 0- 5 | | | | |
| 1- 0 | 0- 0 | 0- 0 | NEUTRAL | 0- 0 | 0- 0 | 1- 0 | | | | |
| 3- 8 | 0- 1 | 0- 0 | NON-CONFERENCE | 0- 1 | 0- 1 | 3- 5 | | | | |
| 2- 4 | 0- 1 | 0- 0 | HOME | 0- 0 | 0- 0 | 2- 3 | | | | |
| 0- 4 | 0- 0 | 0- 0 | AWAY | 0- 1 | 0- 1 | 0- 2 | | | | |
| 1- 0 | 0- 0 | 0- 0 | NEUTRAL | 0- 0 | 0- 0 | 1- 0 | | | | |
| 1- 6 | 0- 0 | 0- 0 | CONFERENCE | 0- 1 | 0- 1 | 1- 4 | | | | |
| 1- 3 | 0- 0 | 0- 0 | HOME | 0- 1 | 0- 1 | 1- 1 | | | | |
| 0- 3 | 0- 0 | 0- 0 | AWAY | 0- 0 | 0- 0 | 0- 3 | | | | |
| 0- 0 | 0- 0 | 0- 0 | NEUTRAL | 0- 0 | 0- 0 | 0- 0 | | | | |

| RPI 1-25 | | | | RPI 26-50 | | | | RPI 51-100 | | | | RPI 101+ Team's RPI: 323 | | | |
|--------------------|---|---------------|--------|-----------|---|--------------------|--------|------------|---|--------------|-------|--------------------------|---|--------------------|-------|
| RPI | S | Opponent | Score | RPI | S | Opponent | Score | RPI | S | Opponent | Score | RPI | S | Opponent | Score |
| 8 | H | Maryland | 41 114 | | | | | 56 | A | Georgia Tech | 28 69 | 121 | A | UNC Greensboro | 49 64 |
| | | | | | | | | 66 | H | Troy | 57 71 | 128 | H | Louisiana | 65 75 |
| | | | | | | | | | | | | 155 | H | Toledo | 48 74 |
| | | | | | | | | | | | | 176 | A | Furman | 55 62 |
| | | | | | | | | | | | | 199 | A | Little Rock | 46 66 |
| | | | | | | | | | | | | 209 | A | Arkansas St. | 68 70 |
| | | | | | | | | | | | | 213 | A | UTEP | 68 71 |
| | | | | | | | | | | | | 262 | H | South Alabama | 64 81 |
| | | | | | | | | | | | | 266 | H | Alabama A&M | 52 67 |
| | | | | | | | | | | | | 291 | A | Ga. Southern | 56 81 |
| | | | | | | | | | | | | 298 | H | FIU | 63 70 |
| | | | | | | | | | | | | 310 | N | New Mexico St. | 59 51 |
| | | | | | | | | | | | | 320 | H | SIUE | 74 73 |
| | | | | | | | | | | | | 346 | H | La.-Monroe | 68 52 |
| | | | | | | | | | | | | 349 | H | South Carolina St. | 77 52 |
| LAST 10 Division I | | | | | | | | | | | | | | | |
| 291 | A | Ga. Southern | 56 81 | 346 | H | La.-Monroe | 68 52 | | | | | | | | |
| 66 | H | Troy | 57 71 | 128 | H | Louisiana | 65 75 | | | | | | | | |
| 262 | H | South Alabama | 64 81 | 320 | H | SIUE | 74 73 | | | | | | | | |
| 199 | A | Little Rock | 46 66 | 349 | H | South Carolina St. | 77 52 | | | | | | | | |
| 209 | A | Arkansas St. | 68 70 | 8 | H | Maryland | 41 114 | | | | | | | | |

Non-Div I Games:

Georgia St.

■ Loss,
 ■ Non-Conf,
 S Site,
 ■ Home
 ■ Away
 N Neutral

| | | | | | | | | | | |
|-------------------|----------|-----------|----------------|------------|-------------|---------------|------|------|-------|-----------|
| Average RPI Win: | 148 | WON-LOST | WINNING | LAST 10 | STRENGTH OF | OPP. STRENGTH | TEAM | ADJ. | CONF. | ADJ CONF. |
| Average RPI Loss: | 51 | RECORD | PCT. RANK | GAMES | SCHEDULE | OF SCHEDULE | RPI | RPI | RPI | RPI |
| DIV. I ONLY | 14- 6 | 59 | 6-4 | 93 | 8 | 56 | 56 | 5 | 5 | |
| DIV. I NON-CONF. | 9- 2 | 38 | 1-0 | 138 | 60 | 54 | 54 | 3 | 3 | |
| TOTALS | RPI 1-25 | RPI 26-50 | W-L RECORDS | RPI 51-100 | RPI 101-150 | RPI 150+ | | | | |
| 14- 6 | 1- 1 | 1- 2 | OVERALL | 3- 3 | 3- 0 | 6- 0 | | | | |
| 8- 2 | 0- 0 | 1- 0 | HOME | 1- 2 | 1- 0 | 5- 0 | | | | |
| 4- 2 | 1- 0 | 0- 1 | AWAY | 1- 1 | 1- 0 | 1- 0 | | | | |
| 2- 2 | 0- 1 | 0- 1 | NEUTRAL | 1- 0 | 1- 0 | 0- 0 | | | | |
| 9- 2 | 0- 1 | 0- 1 | NON-CONFERENCE | 2- 0 | 2- 0 | 5- 0 | | | | |
| 5- 0 | 0- 0 | 0- 0 | HOME | 0- 0 | 1- 0 | 4- 0 | | | | |
| 2- 0 | 0- 0 | 0- 0 | AWAY | 1- 0 | 0- 0 | 1- 0 | | | | |
| 2- 2 | 0- 1 | 0- 1 | NEUTRAL | 1- 0 | 1- 0 | 0- 0 | | | | |
| 5- 4 | 1- 0 | 1- 1 | CONFERENCE | 1- 3 | 1- 0 | 1- 0 | | | | |
| 3- 2 | 0- 0 | 1- 0 | HOME | 1- 2 | 0- 0 | 1- 0 | | | | |
| 2- 2 | 1- 0 | 0- 1 | AWAY | 0- 1 | 1- 0 | 0- 0 | | | | |
| 0- 0 | 0- 0 | 0- 0 | NEUTRAL | 0- 0 | 0- 0 | 0- 0 | | | | |

| RPI 1-25 | | | | RPI 26-50 | | | | RPI 51-100 Team's RPI: 56 | | | | RPI 101+ | | | |
|--------------------|---|----------------|-------|-----------|---|-------------|-------|---------------------------|---|----------------|-------|----------|---|--------------|-------|
| RPI | S | Opponent | Score | RPI | S | Opponent | Score | RPI | S | Opponent | Score | RPI | S | Opponent | Score |
| 16 | A | Florida St. | 67 52 | 34 | H | Virginia | 61 51 | 57 | H | North Carolina | 60 67 | 101 | N | Rice | 54 52 |
| 18 | N | Texas A&M | 48 60 | 36 | A | Duke | 46 58 | 63 | H | Miami (FL) | 61 54 | 114 | A | Syracuse | 82 64 |
| | | | | 41 | N | Rutgers | 43 46 | 67 | A | Wake Forest | 60 65 | 119 | H | Wisconsin | 60 41 |
| | | | | | | | | 74 | N | Seton Hall | 79 54 | 161 | H | Houston | 69 38 |
| | | | | | | | | 75 | A | Georgia | 73 40 | 173 | H | Clemson | 49 47 |
| | | | | | | | | 89 | H | Boston College | 48 55 | 235 | A | Kennesaw St. | 63 47 |
| | | | | | | | | | | | | 239 | H | ETSU | 87 48 |
| | | | | | | | | | | | | 323 | H | Georgia St. | 69 28 |
| | | | | | | | | | | | | 340 | H | Grambling | 89 42 |
| LAST 10 Division I | | | | | | | | | | | | | | | |
| 36 | A | Duke | 46 58 | 16 | A | Florida St. | 67 52 | 57 | H | North Carolina | 60 67 | 67 | A | Wake Forest | 60 65 |
| 89 | H | Boston College | 48 55 | 63 | H | Miami (FL) | 61 54 | 114 | A | Syracuse | 82 64 | 34 | H | Virginia | 61 51 |
| 173 | H | Clemson | 49 47 | 101 | N | Rice | 54 52 | | | | | | | | |

Non-Div I Games:

Georgia Tech

■ Loss,
■ Non-Conf, S Site,
■ Home
■ Away
N Neutral

Gonzaga

Through Games Of Jan. 26, 2020

| | | | | | | | | | | |
|-------------------|----------|-----------|----------------|------------|-------------|---------------|------|------|-------|-----------|
| Average RPI Win: | 137 | WON-LOST | WINNING | LAST 10 | STRENGTH OF | OPP. STRENGTH | TEAM | ADJ. | CONF. | ADJ CONF. |
| Average RPI Loss: | 5 | RECORD | PCT. RANK | GAMES | SCHEDULE | OF SCHEDULE | RPI | RPI | RPI | RPI |
| DIV. I ONLY | 20- 1 | 1 | 10-0 | 60 | 61 | 10 | 10 | 11 | 11 | |
| DIV. I NON-CONF. | 11- 1 | 13 | 1-0 | 20 | 10 | 3 | 3 | 11 | 11 | |
| TOTALS | RPI 1-25 | RPI 26-50 | W-L RECORDS | RPI 51-100 | RPI 101-150 | RPI 150+ | | | | |
| 20- 1 | 1- 1 | 1- 0 | OVERALL | 5- 0 | 5- 0 | 8- 0 | | | | |
| 10- 0 | 1- 0 | 0- 0 | HOME | 1- 0 | 3- 0 | 5- 0 | | | | |
| 7- 1 | 0- 1 | 0- 0 | AWAY | 2- 0 | 2- 0 | 3- 0 | | | | |
| 3- 0 | 0- 0 | 1- 0 | NEUTRAL | 2- 0 | 0- 0 | 0- 0 | | | | |
| 11- 1 | 1- 1 | 1- 0 | NON-CONFERENCE | 4- 0 | 2- 0 | 3- 0 | | | | |
| 5- 0 | 1- 0 | 0- 0 | HOME | 1- 0 | 1- 0 | 2- 0 | | | | |
| 3- 1 | 0- 1 | 0- 0 | AWAY | 1- 0 | 1- 0 | 1- 0 | | | | |
| 3- 0 | 0- 0 | 1- 0 | NEUTRAL | 2- 0 | 0- 0 | 0- 0 | | | | |
| 9- 0 | 0- 0 | 0- 0 | CONFERENCE | 1- 0 | 3- 0 | 5- 0 | | | | |
| 5- 0 | 0- 0 | 0- 0 | HOME | 0- 0 | 2- 0 | 3- 0 | | | | |
| 4- 0 | 0- 0 | 0- 0 | AWAY | 1- 0 | 1- 0 | 2- 0 | | | | |
| 0- 0 | 0- 0 | 0- 0 | NEUTRAL | 0- 0 | 0- 0 | 0- 0 | | | | |

| RPI 1-25 | | | | RPI 26-50 | | | | RPI 51-100 | | | | RPI 101+ | | | |
|--------------------|---|---------------|-------|-----------|---|-------------------|-------|------------|---|----------------|-------|----------|---|-------------------|-------|
| RPI | S | Opponent | Score | RPI | S | Opponent | Score | RPI | S | Opponent | Score | RPI | S | Opponent | Score |
| 5 | A | Stanford | 70 76 | 29 | N | Purdue | 63 50 | 52 | N | Middle Tenn. | 62 50 | 105 | H | Texas Southern | 80 45 |
| 12 | H | Missouri St. | 64 52 | | | | | 79 | N | Dayton | 76 65 | 106 | H | Pacific | 68 67 |
| | | | | | | | | 80 | A | BYU | 55 43 | 116 | A | Montana St. | 70 55 |
| | | | | | | | | 84 | H | UT Martin | 78 55 | 123 | H | Portland | 62 57 |
| | | | | | | | | 85 | A | Washington St. | 76 53 | 147 | A | San Diego | 57 42 |
| | | | | | | | | | | | | 158 | H | CSU Bakersfield | 92 48 |
| | | | | | | | | | | | | 168 | A | Santa Clara | 67 52 |
| | | | | | | | | | | | | 177 | H | Saint Mary's (CA) | 74 49 |
| | | | | | | | | | | | | 215 | A | Wyoming | 65 54 |
| | | | | | | | | | | | | 232 | A | San Francisco | 69 46 |
| | | | | | | | | | | | | 245 | H | LMU (CA) | 78 52 |
| | | | | | | | | | | | | 246 | H | Pepperdine | 70 36 |
| | | | | | | | | | | | | 289 | H | Eastern Wash. | 84 44 |
| LAST 10 Division I | | | | | | | | | | | | | | | |
| 245 | H | LMU (CA) | 78 52 | 177 | H | Saint Mary's (CA) | 74 49 | | | | | | | | |
| 246 | H | Pepperdine | 70 36 | 147 | A | San Diego | 57 42 | | | | | | | | |
| 232 | A | San Francisco | 69 46 | 80 | A | BYU | 55 43 | | | | | | | | |
| 168 | A | Santa Clara | 67 52 | 123 | H | Portland | 62 57 | | | | | | | | |
| 106 | H | Pacific | 68 67 | 12 | H | Missouri St. | 64 52 | | | | | | | | |

Non-Div I Games:

Gonzaga

■ Loss,
 ■ Non-Conf, S Site,
 ■ Home
 ■ Away
 N Neutral

| | | | | | | | | | |
|------------------------------|----------|-----------|----------------|-------------|---------------|----------|------|-------|-----------|
| Average RPI Win: 266 | WON-LOST | WINNING | LAST 10 | STRENGTH OF | OPP. STRENGTH | TEAM | ADJ. | CONF. | ADJ CONF. |
| Average RPI Loss: 189 | RECORD | PCT. RANK | GAMES | SCHEDULE | OF SCHEDULE | RPI | RPI | RPI | RPI |
| DIV. I ONLY | 1- 16 | 345 | 1-9 | 240 | 264 | 340 | 340 | 31 | 31 |
| DIV. I NON-CONF. | 0- 10 | 338 | 0-3 | 89 | 184 | 313 | 313 | 29 | 29 |
| TOTALS | RPI 1-25 | RPI 26-50 | W-L RECORDS | RPI 51-100 | RPI 101-150 | RPI 150+ | | | |
| 1- 16 | 0- 2 | 0- 0 | OVERALL | 0- 2 | 0- 2 | 1- 10 | | | |
| 1- 5 | 0- 0 | 0- 0 | HOME | 0- 1 | 0- 2 | 1- 2 | | | |
| 0- 10 | 0- 2 | 0- 0 | AWAY | 0- 1 | 0- 0 | 0- 7 | | | |
| 0- 1 | 0- 0 | 0- 0 | NEUTRAL | 0- 0 | 0- 0 | 0- 1 | | | |
| 0- 10 | 0- 2 | 0- 0 | NON-CONFERENCE | 0- 2 | 0- 1 | 0- 5 | | | |
| 0- 2 | 0- 0 | 0- 0 | HOME | 0- 1 | 0- 1 | 0- 0 | | | |
| 0- 7 | 0- 2 | 0- 0 | AWAY | 0- 1 | 0- 0 | 0- 4 | | | |
| 0- 1 | 0- 0 | 0- 0 | NEUTRAL | 0- 0 | 0- 0 | 0- 1 | | | |
| 1- 6 | 0- 0 | 0- 0 | CONFERENCE | 0- 0 | 0- 1 | 1- 5 | | | |
| 1- 3 | 0- 0 | 0- 0 | HOME | 0- 0 | 0- 1 | 1- 2 | | | |
| 0- 3 | 0- 0 | 0- 0 | AWAY | 0- 0 | 0- 0 | 0- 3 | | | |
| 0- 0 | 0- 0 | 0- 0 | NEUTRAL | 0- 0 | 0- 0 | 0- 0 | | | |

| RPI 1-25 | | | | RPI 26-50 | | | | RPI 51-100 | | | | RPI 101+ Team's RPI: 340 | | | |
|--------------------|---|----------------|---------------|-----------|---|-------------|--------------|------------|---|--------------|--------------|--------------------------|---|------------------|--------------|
| RPI | S | Opponent | Score | RPI | S | Opponent | Score | RPI | S | Opponent | Score | RPI | S | Opponent | Score |
| 9 | A | Baylor | 46 120 | | | | | 56 | A | Georgia Tech | 42 89 | 105 | H | Texas Southern | 85 89 |
| 20 | A | Kentucky | 35 81 | | | | | 99 | H | UT Arlington | 54 88 | 130 | H | Florida | 65 72 |
| | | | | | | | | | | | | 166 | A | Wichita St. | 65 77 |
| | | | | | | | | | | | | 170 | A | Jackson St. | 46 61 |
| | | | | | | | | | | | | 180 | N | Binghamton | 67 88 |
| | | | | | | | | | | | | 250 | A | Louisiana Tech | 66 70 |
| | | | | | | | | | | | | 258 | A | Southern U. | 57 81 |
| | | | | | | | | | | | | 266 | H | Alabama A&M | 69 59 |
| | | | | | | | | | | | | 298 | A | FIU | 55 56 |
| | | | | | | | | | | | | 302 | H | Prairie View | 54 67 |
| | | | | | | | | | | | | 319 | A | Alcorn | 54 80 |
| | | | | | | | | | | | | 321 | H | Alabama St. | 59 73 |
| | | | | | | | | | | | | 342 | A | Northwestern St. | 61 65 |
| LAST 10 Division I | | | | | | | | | | | | | | | |
| 170 | A | Jackson St. | 46 61 | 321 | H | Alabama St. | 59 73 | | | | | | | | |
| 105 | H | Texas Southern | 85 89 | 266 | H | Alabama A&M | 69 59 | | | | | | | | |
| 302 | H | Prairie View | 54 67 | 166 | A | Wichita St. | 65 77 | | | | | | | | |
| 319 | A | Alcorn | 54 80 | 180 | N | Binghamton | 67 88 | | | | | | | | |
| 258 | A | Southern U. | 57 81 | 298 | A | FIU | 55 56 | | | | | | | | |

Non-Div I Games: Centenary (LA) 106 42

Grambling

■ Loss,
 ■ Non-Conf,
 ■ S Site,
 ■ H Home
 ■ A Away
 N Neutral

Grand Canyon

Through Games Of Jan. 26, 2020

| | | | | | | | | | | |
|-------------------|----------|-----------|----------------|------------|-------------|---------------|------|------|-------|-----------|
| Average RPI Win: | 279 | WON-LOST | WINNING | LAST 10 | STRENGTH OF | OPP. STRENGTH | TEAM | ADJ. | CONF. | ADJ CONF. |
| Average RPI Loss: | 180 | RECORD | PCT. RANK | GAMES | SCHEDULE | OF SCHEDULE | RPI | RPI | RPI | RPI |
| DIV. I ONLY | 7- 8 | 200 | 6-4 | 256 | 338 | 253 | 253 | 32 | 32 | |
| DIV. I NON-CONF. | 3- 6 | 235 | 2-2 | 152 | 305 | 271 | 271 | 32 | 32 | |
| TOTALS | RPI 1-25 | RPI 26-50 | W-L RECORDS | RPI 51-100 | RPI 101-150 | RPI 150+ | | | | |
| 7- 8 | 0- 0 | 0- 0 | OVERALL | 0- 0 | 0- 2 | 7- 6 | | | | |
| 4- 4 | 0- 0 | 0- 0 | HOME | 0- 0 | 0- 0 | 4- 4 | | | | |
| 3- 4 | 0- 0 | 0- 0 | AWAY | 0- 0 | 0- 2 | 3- 2 | | | | |
| 0- 0 | 0- 0 | 0- 0 | NEUTRAL | 0- 0 | 0- 0 | 0- 0 | | | | |
| 3- 6 | 0- 0 | 0- 0 | NON-CONFERENCE | 0- 0 | 0- 2 | 3- 4 | | | | |
| 3- 2 | 0- 0 | 0- 0 | HOME | 0- 0 | 0- 0 | 3- 2 | | | | |
| 0- 4 | 0- 0 | 0- 0 | AWAY | 0- 0 | 0- 2 | 0- 2 | | | | |
| 0- 0 | 0- 0 | 0- 0 | NEUTRAL | 0- 0 | 0- 0 | 0- 0 | | | | |
| 4- 2 | 0- 0 | 0- 0 | CONFERENCE | 0- 0 | 0- 0 | 4- 2 | | | | |
| 1- 2 | 0- 0 | 0- 0 | HOME | 0- 0 | 0- 0 | 1- 2 | | | | |
| 3- 0 | 0- 0 | 0- 0 | AWAY | 0- 0 | 0- 0 | 3- 0 | | | | |
| 0- 0 | 0- 0 | 0- 0 | NEUTRAL | 0- 0 | 0- 0 | 0- 0 | | | | |

| RPI 1-25 | | | RPI 26-50 | | | RPI 51-100 | | | RPI 101+ | | | Team's RPI: 253 |
|--------------------|---|--------------------|-----------|-----|-----|------------|------------------|-----|----------|--------------------|-------|-----------------|
| RPI | S | Opponent | Score | RPI | S | Opponent | Score | RPI | S | Opponent | Score | |
| | | | | | | | | 123 | A | Portland | 41 | 73 |
| | | | | | | | | 126 | A | California | 53 | 72 |
| | | | | | | | | 158 | H | CSU Bakersfield | 54 | 59 |
| | | | | | | | | 185 | H | UNLV | 53 | 51 |
| | | | | | | | | 186 | A | Portland St. | 46 | 69 |
| | | | | | | | | 193 | H | North Dakota | 76 | 78 |
| | | | | | | | | 194 | A | Montana | 67 | 72 |
| | | | | | | | | 203 | H | Southern Utah | 69 | 65 |
| | | | | | | | | 227 | H | UMKC | 53 | 74 |
| | | | | | | | | 234 | H | Cal St. Fullerton | 70 | 80 |
| | | | | | | | | 268 | H | UC Santa Barbara | 58 | 57 |
| | | | | | | | | 296 | A | California Baptist | 62 | 58 |
| | | | | | | | | 326 | A | Utah Valley | 66 | 59 |
| | | | | | | | | 331 | A | Seattle U | 56 | 48 |
| | | | | | | | | 347 | H | Chicago St. | 69 | 49 |
| LAST 10 Division I | | | | | | | | | | | | |
| 326 | A | Utah Valley | 66 | 59 | 158 | H | CSU Bakersfield | 54 | 59 | | | |
| 331 | A | Seattle U | 56 | 48 | 126 | A | California | 53 | 72 | | | |
| 227 | H | UMKC | 53 | 74 | 268 | H | UC Santa Barbara | 58 | 57 | | | |
| 347 | H | Chicago St. | 69 | 49 | 185 | H | UNLV | 53 | 51 | | | |
| 296 | A | California Baptist | 62 | 58 | 123 | A | Portland | 41 | 73 | | | |

Non-Div I Games: Benedictine Mesa 72 53 Whittier 77 41

Grand Canyon

■ Loss,
 ■ Non-Conf,
 ■ S Site,
 ■ H Home
 ■ A Away
 N Neutral

| Average RPI Win: | 215 | WON-LOST | WINNING | LAST 10 | STRENGTH OF | OPP. STRENGTH | TEAM | ADJ. | CONF. | ADJ CONF. |
|-------------------|----------|-----------|----------------|------------|-------------|---------------|------|------|-------|-----------|
| Average RPI Loss: | 101 | RECORD | PCT. RANK | GAMES | SCHEDULE | OF SCHEDULE | RPI | RPI | RPI | RPI |
| DIV. I ONLY | 11- 10 | 174 | 6-4 | 113 | 145 | 143 | 143 | 21 | 21 | |
| DIV. I NON-CONF. | 5- 7 | 205 | 0-1 | 43 | 28 | 110 | 110 | 18 | 18 | |
| TOTALS | RPI 1-25 | RPI 26-50 | W-L RECORDS | RPI 51-100 | RPI 101-150 | RPI 150+ | | | | |
| 11- 10 | 1- 2 | 0- 2 | OVERALL | 0- 3 | 2- 1 | 8- 2 | | | | |
| 4- 6 | 0- 1 | 0- 2 | HOME | 0- 2 | 1- 1 | 3- 0 | | | | |
| 5- 3 | 1- 0 | 0- 0 | AWAY | 0- 1 | 0- 0 | 4- 2 | | | | |
| 2- 1 | 0- 1 | 0- 0 | NEUTRAL | 0- 0 | 1- 0 | 1- 0 | | | | |
| 5- 7 | 1- 2 | 0- 2 | NON-CONFERENCE | 0- 2 | 2- 0 | 2- 1 | | | | |
| 1- 4 | 0- 1 | 0- 2 | HOME | 0- 1 | 1- 0 | 0- 0 | | | | |
| 2- 2 | 1- 0 | 0- 0 | AWAY | 0- 1 | 0- 0 | 1- 1 | | | | |
| 2- 1 | 0- 1 | 0- 0 | NEUTRAL | 0- 0 | 1- 0 | 1- 0 | | | | |
| 6- 3 | 0- 0 | 0- 0 | CONFERENCE | 0- 1 | 0- 1 | 6- 1 | | | | |
| 3- 2 | 0- 0 | 0- 0 | HOME | 0- 1 | 0- 1 | 3- 0 | | | | |
| 3- 1 | 0- 0 | 0- 0 | AWAY | 0- 0 | 0- 0 | 3- 1 | | | | |
| 0- 0 | 0- 0 | 0- 0 | NEUTRAL | 0- 0 | 0- 0 | 0- 0 | | | | |

| RPI S | Opponent | Score | RPI S | Opponent | Score | RPI S | Opponent | Score | RPI S | Opponent | Score | Team's RPI: 143 |
|--------------------|-----------------|---------|-------|------------------|-------|-------|------------------|-------|-------|----------------|--------|-----------------|
| 11 N | Mississippi St. | 58 83 | 37 H | Marquette | 47 60 | 61 H | IUPUI | 42 54 | 114 N | Syracuse | 79 73 | |
| 17 H | DePaul | 65 76 | 49 H | South Dakota | 60 66 | 73 A | Marist | 60 72 | 139 H | Wright St. | 58 70 | |
| 22 A | Central Mich. | 111 105 | | | | 90 H | South Dakota St. | 55 60 | 145 H | Missouri | 72 64 | |
| | | | | | | | | | 192 N | Bowling Green | 73 54 | |
| | | | | | | | | | 195 A | Cleveland St. | 74 54 | |
| | | | | | | | | | 210 A | Youngstown St. | 70 63 | |
| | | | | | | | | | 228 H | Northern Ky. | 65 44 | |
| | | | | | | | | | 255 A | Maine | 60 61 | |
| | | | | | | | | | 264 H | Milwaukee | 61 48 | |
| | | | | | | | | | 273 A | Oakland | 88 93 | |
| | | | | | | | | | 314 A | Detroit Mercy | 65 48 | |
| | | | | | | | | | 338 H | UIC | 73 36 | |
| | | | | | | | | | 347 A | Chicago St. | 102 46 | |
| LAST 10 Division I | | | | | | | | | | | | |
| 195 A | Cleveland St. | 74 54 | 273 A | Oakland | 88 93 | | | | | | | |
| 210 A | Youngstown St. | 70 63 | 264 H | Milwaukee | 61 48 | | | | | | | |
| 338 H | UIC | 73 36 | 139 H | Wright St. | 58 70 | | | | | | | |
| 61 H | IUPUI | 42 54 | 228 H | Northern Ky. | 65 44 | | | | | | | |
| 314 A | Detroit Mercy | 65 48 | 90 H | South Dakota St. | 55 60 | | | | | | | |

Non-Div I Games:

Green Bay

| | | | | | | | | | |
|------------------------------|----------|-----------|----------------|-------------|---------------|----------|------|-------|-----------|
| Average RPI Win: 235 | WON-LOST | WINNING | LAST 10 | STRENGTH OF | OPP. STRENGTH | TEAM | ADJ. | CONF. | ADJ CONF. |
| Average RPI Loss: 157 | RECORD | PCT. RANK | GAMES | SCHEDULE | OF SCHEDULE | RPI | RPI | RPI | RPI |
| DIV. I ONLY | 10- 8 | 146 | 7-3 | 213 | 271 | 183 | 183 | 26 | 26 |
| DIV. I NON-CONF. | 4- 5 | 195 | 1-0 | 109 | 100 | 143 | 143 | 27 | 27 |
| ----- | | | | | | | | | |
| TOTALS | RPI 1-25 | RPI 26-50 | W-L RECORDS | RPI 51-100 | RPI 101-150 | RPI 150+ | | | |
| 10- 8 | 0- 0 | 0- 1 | OVERALL | 1- 0 | 1- 2 | 8- 5 | | | |
| 4- 5 | 0- 0 | 0- 0 | HOME | 0- 0 | 0- 2 | 4- 3 | | | |
| 4- 3 | 0- 0 | 0- 1 | AWAY | 1- 0 | 0- 0 | 3- 2 | | | |
| 2- 0 | 0- 0 | 0- 0 | NEUTRAL | 0- 0 | 1- 0 | 1- 0 | | | |
| 4- 5 | 0- 0 | 0- 1 | NON-CONFERENCE | 1- 0 | 1- 1 | 2- 3 | | | |
| 0- 3 | 0- 0 | 0- 0 | HOME | 0- 0 | 0- 1 | 0- 2 | | | |
| 2- 2 | 0- 0 | 0- 1 | AWAY | 1- 0 | 0- 0 | 1- 1 | | | |
| 2- 0 | 0- 0 | 0- 0 | NEUTRAL | 0- 0 | 1- 0 | 1- 0 | | | |
| 6- 3 | 0- 0 | 0- 0 | CONFERENCE | 0- 0 | 0- 1 | 6- 2 | | | |
| 4- 2 | 0- 0 | 0- 0 | HOME | 0- 0 | 0- 1 | 4- 1 | | | |
| 2- 1 | 0- 0 | 0- 0 | AWAY | 0- 0 | 0- 0 | 2- 1 | | | |
| 0- 0 | 0- 0 | 0- 0 | NEUTRAL | 0- 0 | 0- 0 | 0- 0 | | | |

| RPI 1-25 | | | RPI 26-50 | | | RPI 51-100 | | | RPI 101+ Team's RPI: 183 | | |
|--------------------|---|----------|-----------|-----|---|----------------|-------|-----|--------------------------|----------------|-------|
| RPI | S | Opponent | Score | RPI | S | Opponent | Score | RPI | S | Opponent | Score |
| | | | | 32 | A | Old Dominion | 38 75 | 62 | A | Alabama | 64 61 |
| | | | | | | | | 108 | H | Liberty | 59 83 |
| | | | | | | | | 118 | N | Richmond | 69 65 |
| | | | | | | | | 142 | H | Campbell | 31 68 |
| | | | | | | | | 167 | H | Fla. Atlantic | 63 64 |
| | | | | | | | | 174 | H | Norfolk St. | 56 77 |
| | | | | | | | | 176 | A | Furman | 65 70 |
| | | | | | | | | 208 | H | High Point | 77 81 |
| | | | | | | | | 230 | H | Radford | 51 48 |
| | | | | | | | | 233 | A | Chattanooga | 84 55 |
| | | | | | | | | 237 | H | Gardner-Webb | 63 58 |
| | | | | | | | | 240 | N | Mt. St. Mary's | 68 60 |
| | | | | | | | | 249 | A | Winthrop | 66 72 |
| | | | | | | | | 257 | H | UNC Asheville | 68 59 |
| | | | | | | | | 299 | A | Presbyterian | 71 42 |
| | | | | | | | | 333 | A | Charleston So. | 64 59 |
| | | | | | | | | 341 | H | USC Upstate | 60 40 |
| LAST 10 Division I | | | | | | | | | | | |
| | | | | 208 | H | High Point | 77 81 | 299 | A | Presbyterian | 71 42 |
| | | | | 333 | A | Charleston So. | 64 59 | 237 | H | Gardner-Webb | 63 58 |
| | | | | 341 | H | USC Upstate | 60 40 | 257 | H | UNC Asheville | 68 59 |
| | | | | 142 | H | Campbell | 31 68 | 249 | A | Winthrop | 66 72 |
| | | | | 230 | H | Radford | 51 48 | 118 | N | Richmond | 69 65 |

Non-Div I Games:

Hampton

■ Loss,
 ■ Non-Conf,
 ■ S Site,
 ■ H Home
 ■ A Away
 N Neutral

Hartford

Through Games Of Jan. 26, 2020

| | | | | | | | | | | |
|-------------------|----------|-----------|----------------|------------|-------------|---------------|------|------|-------|-----------|
| Average RPI Win: | 0 | WON-LOST | WINNING | LAST 10 | STRENGTH OF | OPP. STRENGTH | TEAM | ADJ. | CONF. | ADJ CONF. |
| Average RPI Loss: | 201 | RECORD | PCT. RANK | GAMES | SCHEDULE | OF SCHEDULE | RPI | RPI | RPI | RPI |
| DIV. I ONLY | 0- 20 | 349 | 0-10 | 253 | 302 | 345 | 345 | 28 | 28 | |
| DIV. I NON-CONF. | 0- 13 | 338 | 0-3 | 219 | 269 | 339 | 339 | 28 | 28 | |
| TOTALS | RPI 1-25 | RPI 26-50 | W-L RECORDS | RPI 51-100 | RPI 101-150 | RPI 150+ | | | | |
| 0- 20 | 0- 1 | 0- 0 | OVERALL | 0- 2 | 0- 5 | 0- 12 | | | | |
| 0- 9 | 0- 0 | 0- 0 | HOME | 0- 0 | 0- 1 | 0- 8 | | | | |
| 0- 11 | 0- 1 | 0- 0 | AWAY | 0- 2 | 0- 4 | 0- 4 | | | | |
| 0- 0 | 0- 0 | 0- 0 | NEUTRAL | 0- 0 | 0- 0 | 0- 0 | | | | |
| 0- 13 | 0- 1 | 0- 0 | NON-CONFERENCE | 0- 1 | 0- 5 | 0- 6 | | | | |
| 0- 6 | 0- 0 | 0- 0 | HOME | 0- 0 | 0- 1 | 0- 5 | | | | |
| 0- 7 | 0- 1 | 0- 0 | AWAY | 0- 1 | 0- 4 | 0- 1 | | | | |
| 0- 0 | 0- 0 | 0- 0 | NEUTRAL | 0- 0 | 0- 0 | 0- 0 | | | | |
| 0- 7 | 0- 0 | 0- 0 | CONFERENCE | 0- 1 | 0- 0 | 0- 6 | | | | |
| 0- 3 | 0- 0 | 0- 0 | HOME | 0- 0 | 0- 0 | 0- 3 | | | | |
| 0- 4 | 0- 0 | 0- 0 | AWAY | 0- 1 | 0- 0 | 0- 3 | | | | |
| 0- 0 | 0- 0 | 0- 0 | NEUTRAL | 0- 0 | 0- 0 | 0- 0 | | | | |

| RPI 1-25 | | | | RPI 26-50 | | | | RPI 51-100 | | | | RPI 101+ Team's RPI: 345 | | | |
|--------------------|---|--------------|-------|-----------|---|-------------------|-------|------------|---|--------------|-------|--------------------------|---|-------------------|-------|
| RPI | S | Opponent | Score | RPI | S | Opponent | Score | RPI | S | Opponent | Score | RPI | S | Opponent | Score |
| 21 | A | Princeton | 42 73 | | | | | 94 | A | Michigan St. | 34 79 | 120 | A | Penn | 46 74 |
| | | | | | | | | 96 | A | Stony Brook | 55 66 | 131 | H | Providence | 57 75 |
| | | | | | | | | | | | | 133 | A | Northeastern | 47 60 |
| | | | | | | | | | | | | 140 | A | Harvard | 44 53 |
| | | | | | | | | | | | | 150 | A | Massachusetts | 48 74 |
| | | | | | | | | | | | | 157 | A | William & Mary | 44 61 |
| | | | | | | | | | | | | 172 | H | Rhode Island | 56 68 |
| | | | | | | | | | | | | 182 | H | Quinnipiac | 50 87 |
| | | | | | | | | | | | | 220 | H | UMass Lowell | 63 68 |
| | | | | | | | | | | | | 255 | A | Maine | 73 87 |
| | | | | | | | | | | | | 279 | A | New Hampshire | 71 72 |
| | | | | | | | | | | | | 281 | H | Vermont | 53 63 |
| | | | | | | | | | | | | 305 | H | Hofstra | 41 43 |
| | | | | | | | | | | | | 306 | A | UMBC | 54 61 |
| | | | | | | | | | | | | 313 | H | Albany (NY) | 63 68 |
| | | | | | | | | | | | | 329 | H | NJIT | 52 61 |
| | | | | | | | | | | | | 344 | H | Central Conn. St. | 54 61 |
| LAST 10 Division I | | | | | | | | | | | | | | | |
| 313 | H | Albany (NY) | 63 68 | 279 | A | New Hampshire | 71 72 | | | | | | | | |
| 306 | A | UMBC | 54 61 | 255 | A | Maine | 73 87 | | | | | | | | |
| 281 | H | Vermont | 53 63 | 182 | H | Quinnipiac | 50 87 | | | | | | | | |
| 96 | A | Stony Brook | 55 66 | 344 | H | Central Conn. St. | 54 61 | | | | | | | | |
| 220 | H | UMass Lowell | 63 68 | 133 | A | Northeastern | 47 60 | | | | | | | | |

Non-Div I Games:

Hartford

■ Loss,
 ■ Non-Conf, S Site,
 ■ Home
 ■ Away
 N Neutral

Harvard

Through Games Of Jan. 26, 2020

| | | | | | | | | | | |
|-------------------|----------|-----------|----------------|------------|-------------|---------------|------|------|-------|-----------|
| Average RPI Win: | 211 | WON-LOST | WINNING | LAST 10 | STRENGTH OF | OPP. STRENGTH | TEAM | ADJ. | CONF. | ADJ CONF. |
| Average RPI Loss: | 143 | RECORD | PCT. RANK | GAMES | SCHEDULE | OF SCHEDULE | RPI | RPI | RPI | RPI |
| DIV. I ONLY | 10- 5 | 76 | 7-3 | 304 | 96 | 140 | 140 | 8 | 8 | |
| DIV. I NON-CONF. | 9- 4 | 84 | 6-2 | 303 | 82 | 135 | 135 | 9 | 9 | |
| TOTALS | RPI 1-25 | RPI 26-50 | W-L RECORDS | RPI 51-100 | RPI 101-150 | RPI 150+ | | | | |
| 10- 5 | 0- 0 | 0- 1 | OVERALL | 0- 0 | 1- 1 | 9- 3 | | | | |
| 5- 1 | 0- 0 | 0- 0 | HOME | 0- 0 | 1- 1 | 4- 0 | | | | |
| 5- 3 | 0- 0 | 0- 1 | AWAY | 0- 0 | 0- 0 | 5- 2 | | | | |
| 0- 1 | 0- 0 | 0- 0 | NEUTRAL | 0- 0 | 0- 0 | 0- 1 | | | | |
| 9- 4 | 0- 0 | 0- 1 | NON-CONFERENCE | 0- 0 | 1- 1 | 8- 2 | | | | |
| 4- 1 | 0- 0 | 0- 0 | HOME | 0- 0 | 1- 1 | 3- 0 | | | | |
| 5- 2 | 0- 0 | 0- 1 | AWAY | 0- 0 | 0- 0 | 5- 1 | | | | |
| 0- 1 | 0- 0 | 0- 0 | NEUTRAL | 0- 0 | 0- 0 | 0- 1 | | | | |
| 1- 1 | 0- 0 | 0- 0 | CONFERENCE | 0- 0 | 0- 0 | 1- 1 | | | | |
| 1- 0 | 0- 0 | 0- 0 | HOME | 0- 0 | 0- 0 | 1- 0 | | | | |
| 0- 1 | 0- 0 | 0- 0 | AWAY | 0- 0 | 0- 0 | 0- 1 | | | | |
| 0- 0 | 0- 0 | 0- 0 | NEUTRAL | 0- 0 | 0- 0 | 0- 0 | | | | |

| RPI S | Opponent | Score | RPI S | Opponent | Score | RPI S | Opponent | Score | RPI S | Opponent | Score | Team's RPI: 140 |
|--------------------|----------|-------|-------|----------------|-------|-------|----------|-------|-------|----------------|-------|-----------------|
| | | | 41 A | Rutgers | 46 74 | | | | 126 H | California | 56 53 | |
| | | | | | | | | | 133 H | Northeastern | 44 46 | |
| | | | | | | | | | 159 A | Dartmouth | 62 63 | |
| | | | | | | | | | 159 H | Dartmouth | 64 49 | |
| | | | | | | | | | 167 A | Fla. Atlantic | 65 51 | |
| | | | | | | | | | 172 H | Rhode Island | 61 58 | |
| | | | | | | | | | 182 A | Quinnipiac | 77 68 | |
| | | | | | | | | | 184 N | Saint Joseph's | 39 63 | |
| | | | | | | | | | 198 A | La Salle | 69 75 | |
| | | | | | | | | | 200 A | Boston U. | 66 39 | |
| | | | | | | | | | 201 A | Northern Ill. | 59 53 | |
| | | | | | | | | | 255 A | Maine | 69 40 | |
| | | | | | | | | | 304 H | Siena | 68 51 | |
| | | | | | | | | | 345 H | Hartford | 53 44 | |
| LAST 10 Division I | | | | | | | | | | | | |
| | | | 159 H | Dartmouth | 64 49 | | | | 255 A | Maine | 69 40 | |
| | | | 159 A | Dartmouth | 62 63 | | | | 133 H | Northeastern | 44 46 | |
| | | | 172 H | Rhode Island | 61 58 | | | | 182 A | Quinnipiac | 77 68 | |
| | | | 167 A | Fla. Atlantic | 65 51 | | | | 200 A | Boston U. | 66 39 | |
| | | | 184 N | Saint Joseph's | 39 63 | | | | 345 H | Hartford | 53 44 | |

Non-Div I Games:

Harvard

Loss, Non-Conf, S Site, H Home A Away N Neutral

| | | | | | | | | | | |
|-------------------|----------|-----------|----------------|------------|-------------|---------------|------|------|-------|-----------|
| Average RPI Win: | 218 | WON-LOST | WINNING | LAST 10 | STRENGTH OF | OPP. STRENGTH | TEAM | ADJ. | CONF. | ADJ CONF. |
| Average RPI Loss: | 154 | RECORD | PCT. RANK | GAMES | SCHEDULE | OF SCHEDULE | RPI | RPI | RPI | RPI |
| DIV. I ONLY | 8- 10 | 205 | 4-6 | 152 | 203 | 187 | 187 | 27 | 27 | |
| DIV. I NON-CONF. | 5- 7 | 205 | 1-3 | 93 | 118 | 168 | 168 | 26 | 26 | |
| TOTALS | RPI 1-25 | RPI 26-50 | W-L RECORDS | RPI 51-100 | RPI 101-150 | RPI 150+ | | | | |
| 8- 10 | 0- 2 | 1- 0 | OVERALL | 0- 0 | 1- 3 | 6- 5 | | | | |
| 5- 4 | 0- 1 | 1- 0 | HOME | 0- 0 | 0- 2 | 4- 1 | | | | |
| 3- 6 | 0- 1 | 0- 0 | AWAY | 0- 0 | 1- 1 | 2- 4 | | | | |
| 0- 0 | 0- 0 | 0- 0 | NEUTRAL | 0- 0 | 0- 0 | 0- 0 | | | | |
| 5- 7 | 0- 2 | 1- 0 | NON-CONFERENCE | 0- 0 | 1- 3 | 3- 2 | | | | |
| 3- 4 | 0- 1 | 1- 0 | HOME | 0- 0 | 0- 2 | 2- 1 | | | | |
| 2- 3 | 0- 1 | 0- 0 | AWAY | 0- 0 | 1- 1 | 1- 1 | | | | |
| 0- 0 | 0- 0 | 0- 0 | NEUTRAL | 0- 0 | 0- 0 | 0- 0 | | | | |
| 3- 3 | 0- 0 | 0- 0 | CONFERENCE | 0- 0 | 0- 0 | 3- 3 | | | | |
| 2- 0 | 0- 0 | 0- 0 | HOME | 0- 0 | 0- 0 | 2- 0 | | | | |
| 1- 3 | 0- 0 | 0- 0 | AWAY | 0- 0 | 0- 0 | 1- 3 | | | | |
| 0- 0 | 0- 0 | 0- 0 | NEUTRAL | 0- 0 | 0- 0 | 0- 0 | | | | |

| RPI 1-25 | | | | RPI 26-50 | | | | RPI 51-100 | | | | RPI 101+ Team's RPI: 187 | | | |
|--------------------|---|-------------------|-------|-----------|---|------------|-------|------------|---|----------|-------|--------------------------|---|-------------------|-------|
| RPI | S | Opponent | Score | RPI | S | Opponent | Score | RPI | S | Opponent | Score | RPI | S | Opponent | Score |
| 13 | A | Oregon St. | 32 64 | 35 | H | Texas | 73 60 | | | | | 104 | A | Idaho | 52 67 |
| 19 | H | NC State | 59 68 | | | | | | | | | 105 | H | Texas Southern | 57 74 |
| | | | | | | | | | | | | 107 | A | Washington | 62 50 |
| | | | | | | | | | | | | 120 | H | Penn | 55 70 |
| | | | | | | | | | | | | 191 | A | UC Davis | 49 62 |
| | | | | | | | | | | | | 234 | H | Cal St. Fullerton | 79 72 |
| | | | | | | | | | | | | 236 | H | North Texas | 60 66 |
| | | | | | | | | | | | | 245 | A | LMU (CA) | 51 65 |
| | | | | | | | | | | | | 246 | A | Pepperdine | 52 51 |
| | | | | | | | | | | | | 248 | A | CSUN | 54 58 |
| | | | | | | | | | | | | 263 | A | Long Beach St. | 55 62 |
| | | | | | | | | | | | | 265 | H | San Diego St. | 61 58 |
| | | | | | | | | | | | | 278 | A | UC Riverside | 65 59 |
| | | | | | | | | | | | | 278 | H | UC Riverside | 80 57 |
| | | | | | | | | | | | | 303 | H | UTSA | 62 50 |
| LAST 10 Division I | | | | | | | | | | | | | | | |
| 278 | A | UC Riverside | 65 59 | 248 | A | CSUN | 54 58 | | | | | | | | |
| 263 | A | Long Beach St. | 55 62 | 120 | H | Penn | 55 70 | | | | | | | | |
| 234 | H | Cal St. Fullerton | 79 72 | 104 | A | Idaho | 52 67 | | | | | | | | |
| 278 | H | UC Riverside | 80 57 | 107 | A | Washington | 62 50 | | | | | | | | |
| 191 | A | UC Davis | 49 62 | 13 | A | Oregon St. | 32 64 | | | | | | | | |

Non-Div I Games: Hope Int'l 86 49

Hawaii

Loss, Non-Conf, S Site, H Home A Away N Neutral

| | | | | | | | | | | |
|-------------------|----------|-----------|----------------|------------|-------------|---------------|------|------|-------|-----------|
| Average RPI Win: | 278 | WON-LOST | WINNING | LAST 10 | STRENGTH OF | OPP. STRENGTH | TEAM | ADJ. | CONF. | ADJ CONF. |
| Average RPI Loss: | 160 | RECORD | PCT. RANK | GAMES | SCHEDULE | OF SCHEDULE | RPI | RPI | RPI | RPI |
| DIV. I ONLY | 8- 10 | 205 | 6-4 | 242 | 311 | 208 | 208 | 26 | 26 | |
| DIV. I NON-CONF. | 2- 7 | 288 | 0-1 | 178 | 215 | 277 | 277 | 27 | 27 | |
| TOTALS | RPI 1-25 | RPI 26-50 | W-L RECORDS | RPI 51-100 | RPI 101-150 | RPI 150+ | | | | |
| 8- 10 | 0- 0 | 0- 1 | OVERALL | 0- 2 | 0- 2 | 8- 5 | | | | |
| 4- 2 | 0- 0 | 0- 0 | HOME | 0- 1 | 0- 0 | 4- 1 | | | | |
| 4- 8 | 0- 0 | 0- 1 | AWAY | 0- 1 | 0- 2 | 4- 4 | | | | |
| 0- 0 | 0- 0 | 0- 0 | NEUTRAL | 0- 0 | 0- 0 | 0- 0 | | | | |
| 2- 7 | 0- 0 | 0- 1 | NON-CONFERENCE | 0- 2 | 0- 1 | 2- 3 | | | | |
| 1- 2 | 0- 0 | 0- 0 | HOME | 0- 1 | 0- 0 | 1- 1 | | | | |
| 1- 5 | 0- 0 | 0- 1 | AWAY | 0- 1 | 0- 1 | 1- 2 | | | | |
| 0- 0 | 0- 0 | 0- 0 | NEUTRAL | 0- 0 | 0- 0 | 0- 0 | | | | |
| 6- 3 | 0- 0 | 0- 0 | CONFERENCE | 0- 0 | 0- 1 | 6- 2 | | | | |
| 3- 0 | 0- 0 | 0- 0 | HOME | 0- 0 | 0- 0 | 3- 0 | | | | |
| 3- 3 | 0- 0 | 0- 0 | AWAY | 0- 0 | 0- 1 | 3- 2 | | | | |
| 0- 0 | 0- 0 | 0- 0 | NEUTRAL | 0- 0 | 0- 0 | 0- 0 | | | | |

| RPI S | Opponent | Score | RPI S | Opponent | Score | RPI S | Opponent | Score | RPI S | Opponent | Score | Team's RPI: 208 |
|--------------------|------------------|-------|-------|------------------|-------|-------|------------------|-------|-------|----------------------|-------|-----------------|
| 36 | A Duke | 57 93 | 92 | A Butler | 52 74 | 121 | A UNC Greensboro | 70 82 | 142 | A Campbell | 36 73 | |
| | | | 100 | H Davidson | 63 73 | 174 | A Norfolk St. | 58 72 | 183 | A Hampton | 81 77 | |
| | | | | | | 190 | A American | 48 56 | 230 | H Radford | 68 58 | |
| | | | | | | 239 | H ETSU | 80 62 | 241 | H Col. of Charleston | 70 79 | |
| | | | | | | 249 | A Winthrop | 63 69 | 257 | A UNC Asheville | 60 76 | |
| | | | | | | 270 | A Longwood | 76 69 | 299 | H Presbyterian | 60 55 | |
| | | | | | | 327 | A N.C. Central | 78 58 | 333 | A Charleston So. | 84 70 | |
| | | | | | | 341 | H USC Upstate | 85 46 | | | | |
| LAST 10 Division I | | | | | | | | | | | | |
| 183 | A Hampton | 81 77 | 230 | H Radford | 68 58 | | | | | | | |
| 299 | H Presbyterian | 60 55 | 341 | H USC Upstate | 85 46 | | | | | | | |
| 270 | A Longwood | 76 69 | 249 | A Winthrop | 63 69 | | | | | | | |
| 333 | A Charleston So. | 84 70 | 142 | A Campbell | 36 73 | | | | | | | |
| 257 | A UNC Asheville | 60 76 | 121 | A UNC Greensboro | 70 82 | | | | | | | |

Non-Div I Games:

High Point

■ Loss,
 ■ Non-Conf,
 ■ S Site,
 ■ H Home
 ■ A Away
 N Neutral

| | | | | | | | | | | |
|-------------------|----------|-----------|----------------|------------|-------------|---------------|------|------|-------|-----------|
| Average RPI Win: | 251 | WON-LOST | WINNING | LAST 10 | STRENGTH OF | OPP. STRENGTH | TEAM | ADJ. | CONF. | ADJ CONF. |
| Average RPI Loss: | 179 | RECORD | PCT. RANK | GAMES | SCHEDULE | OF SCHEDULE | RPI | RPI | RPI | RPI |
| DIV. I ONLY | 3- 15 | 319 | 1-9 | 169 | 328 | 305 | 305 | 14 | 14 | |
| DIV. I NON-CONF. | 3- 8 | 268 | 1-2 | 233 | 350 | 311 | 311 | 14 | 14 | |
| TOTALS | RPI 1-25 | RPI 26-50 | W-L RECORDS | RPI 51-100 | RPI 101-150 | RPI 150+ | | | | |
| 3- 15 | 0- 0 | 0- 1 | OVERALL | 0- 2 | 1- 1 | 2- 11 | | | | |
| 2- 5 | 0- 0 | 0- 0 | HOME | 0- 1 | 1- 0 | 1- 4 | | | | |
| 1- 8 | 0- 0 | 0- 1 | AWAY | 0- 1 | 0- 1 | 1- 5 | | | | |
| 0- 2 | 0- 0 | 0- 0 | NEUTRAL | 0- 0 | 0- 0 | 0- 2 | | | | |
| 3- 8 | 0- 0 | 0- 0 | NON-CONFERENCE | 0- 1 | 1- 0 | 2- 7 | | | | |
| 2- 3 | 0- 0 | 0- 0 | HOME | 0- 1 | 1- 0 | 1- 2 | | | | |
| 1- 3 | 0- 0 | 0- 0 | AWAY | 0- 0 | 0- 0 | 1- 3 | | | | |
| 0- 2 | 0- 0 | 0- 0 | NEUTRAL | 0- 0 | 0- 0 | 0- 2 | | | | |
| 0- 7 | 0- 0 | 0- 1 | CONFERENCE | 0- 1 | 0- 1 | 0- 4 | | | | |
| 0- 2 | 0- 0 | 0- 0 | HOME | 0- 0 | 0- 0 | 0- 2 | | | | |
| 0- 5 | 0- 0 | 0- 1 | AWAY | 0- 1 | 0- 1 | 0- 2 | | | | |
| 0- 0 | 0- 0 | 0- 0 | NEUTRAL | 0- 0 | 0- 0 | 0- 0 | | | | |

| RPI 1-25 | | | RPI 26-50 | | | RPI 51-100 | | | RPI 101+ | | | Team's RPI: 305 |
|--------------------|---|----------|-----------|-----|---|----------------|-------|-----|----------|--------------|-------|----------------------------|
| RPI | S | Opponent | Score | RPI | S | Opponent | Score | RPI | S | Opponent | Score | |
| | | | | 45 | A | James Madison | 50 92 | 69 | A | Drexel | 54 74 | 133 A Northeastern 51 74 |
| | | | | | | | | 96 | H | Stony Brook | 38 81 | 142 H Campbell 58 55 |
| | | | | | | | | | | | | 153 H Elon 56 69 |
| | | | | | | | | | | | | 157 H William & Mary 53 66 |
| | | | | | | | | | | | | 161 N Houston 44 54 |
| | | | | | | | | | | | | 165 N Samford 45 65 |
| | | | | | | | | | | | | 178 A Towson 71 84 |
| | | | | | | | | | | | | 195 H Cleveland St. 51 61 |
| | | | | | | | | | | | | 229 A Delaware 59 80 |
| | | | | | | | | | | | | 238 H Howard 64 73 |
| | | | | | | | | | | | | 252 A Fairfield 64 73 |
| | | | | | | | | | | | | 267 H Morgan St. 51 39 |
| | | | | | | | | | | | | 272 A Sacred Heart 44 71 |
| | | | | | | | | | | | | 345 A Hartford 43 41 |
| | | | | | | | | | | | | 348 A LIU Brooklyn 46 85 |
| LAST 10 Division I | | | | | | | | | | | | |
| | | | | 178 | A | Towson | 71 84 | 229 | A | Delaware | 59 80 | |
| | | | | 45 | A | James Madison | 50 92 | 133 | A | Northeastern | 51 74 | |
| | | | | 153 | H | Elon | 56 69 | 165 | N | Samford | 45 65 | |
| | | | | 157 | H | William & Mary | 53 66 | 161 | N | Houston | 44 54 | |
| | | | | 69 | A | Drexel | 54 74 | 142 | H | Campbell | 58 55 | |

Non-Div I Games:

Hofstra

■ Loss,
 ■ Non-Conf,
 ■ S Site,
 ■ H Home
 ■ A Away
 N Neutral

Holy Cross

Through Games Of Jan. 26, 2020

| | | | | | | | | | | |
|-------------------|----------|-----------|----------------|------------|-------------|---------------|------|------|-------|-----------|
| Average RPI Win: | 220 | WON-LOST | WINNING | LAST 10 | STRENGTH OF | OPP. STRENGTH | TEAM | ADJ. | CONF. | ADJ CONF. |
| Average RPI Loss: | 159 | RECORD | PCT. RANK | GAMES | SCHEDULE | OF SCHEDULE | RPI | RPI | RPI | RPI |
| DIV. I ONLY | 12- 7 | 99 | 6-4 | 249 | 182 | 124 | 124 | 15 | 15 | |
| DIV. I NON-CONF. | 7- 4 | 100 | 1-1 | 250 | 223 | 111 | 111 | 16 | 16 | |
| TOTALS | RPI 1-25 | RPI 26-50 | W-L RECORDS | RPI 51-100 | RPI 101-150 | RPI 150+ | | | | |
| 12- 7 | 0- 0 | 0- 0 | OVERALL | 1- 2 | 1- 2 | 10- 3 | | | | |
| 6- 1 | 0- 0 | 0- 0 | HOME | 1- 1 | 0- 0 | 5- 0 | | | | |
| 6- 6 | 0- 0 | 0- 0 | AWAY | 0- 1 | 1- 2 | 5- 3 | | | | |
| 0- 0 | 0- 0 | 0- 0 | NEUTRAL | 0- 0 | 0- 0 | 0- 0 | | | | |
| 7- 4 | 0- 0 | 0- 0 | NON-CONFERENCE | 1- 1 | 0- 2 | 6- 1 | | | | |
| 4- 0 | 0- 0 | 0- 0 | HOME | 1- 0 | 0- 0 | 3- 0 | | | | |
| 3- 4 | 0- 0 | 0- 0 | AWAY | 0- 1 | 0- 2 | 3- 1 | | | | |
| 0- 0 | 0- 0 | 0- 0 | NEUTRAL | 0- 0 | 0- 0 | 0- 0 | | | | |
| 5- 3 | 0- 0 | 0- 0 | CONFERENCE | 0- 1 | 1- 0 | 4- 2 | | | | |
| 2- 1 | 0- 0 | 0- 0 | HOME | 0- 1 | 0- 0 | 2- 0 | | | | |
| 3- 2 | 0- 0 | 0- 0 | AWAY | 0- 0 | 1- 0 | 2- 2 | | | | |
| 0- 0 | 0- 0 | 0- 0 | NEUTRAL | 0- 0 | 0- 0 | 0- 0 | | | | |

| RPI S | Opponent | Score | RPI S | Opponent | Score | RPI S | Opponent | Score | RPI S | Opponent | Score |
|--------------------|-------------------|-------|-------|-------------------|-------|-------|------------------|-------|-------|-------------------|-------|
| | | | | | | 60 | H Bucknell | 40 51 | 115 | A Lehigh | 74 57 |
| | | | | | | 86 | A North Florida | 60 80 | 148 | A Illinois | 75 78 |
| | | | | | | 89 | H Boston College | 80 71 | 150 | A Massachusetts | 72 75 |
| | | | | | | | | | 171 | H Merrimack | 68 42 |
| | | | | | | | | | 172 | A Rhode Island | 58 73 |
| | | | | | | | | | 190 | H American | 72 59 |
| | | | | | | | | | 200 | A Boston U. | 70 76 |
| | | | | | | | | | 202 | H Lafayette | 57 56 |
| | | | | | | | | | 224 | A Brown | 83 71 |
| | | | | | | | | | 243 | A Stetson | 75 63 |
| | | | | | | | | | 272 | A Sacred Heart | 65 52 |
| | | | | | | | | | 274 | A Loyola Maryland | 64 56 |
| | | | | | | | | | 277 | A Navy | 58 49 |
| | | | | | | | | | 279 | H New Hampshire | 82 61 |
| | | | | | | | | | 294 | A Army West Point | 48 61 |
| | | | | | | | | | 307 | H Bryant | 87 75 |
| LAST 10 Division I | | | | | | | | | | | |
| 200 | A Boston U. | 70 76 | 202 | H Lafayette | 57 56 | | | | | | |
| 115 | A Lehigh | 74 57 | 277 | A Navy | 58 49 | | | | | | |
| 190 | H American | 72 59 | 274 | A Loyola Maryland | 64 56 | | | | | | |
| 294 | A Army West Point | 48 61 | 243 | A Stetson | 75 63 | | | | | | |
| 60 | H Bucknell | 40 51 | 86 | A North Florida | 60 80 | | | | | | |

Non-Div I Games:

Holy Cross

| | | | | | | | | | | |
|-------------------|----------|-----------|----------------|------------|-------------|---------------|------|------|-------|-----------|
| Average RPI Win: | 224 | WON-LOST | WINNING | LAST 10 | STRENGTH OF | OPP. STRENGTH | TEAM | ADJ. | CONF. | ADJ CONF. |
| Average RPI Loss: | 91 | RECORD | PCT. RANK | GAMES | SCHEDULE | OF SCHEDULE | RPI | RPI | RPI | RPI |
| DIV. I ONLY | 10- 10 | 176 | 5-5 | 114 | 99 | 161 | 161 | 9 | 9 | |
| DIV. I NON-CONF. | 7- 7 | 164 | 2-2 | 164 | 125 | 174 | 174 | 8 | 8 | |
| TOTALS | RPI 1-25 | RPI 26-50 | W-L RECORDS | RPI 51-100 | RPI 101-150 | RPI 150+ | | | | |
| 10- 10 | 0- 2 | 1- 1 | OVERALL | 0- 2 | 0- 3 | 9- 2 | | | | |
| 8- 2 | 0- 0 | 1- 1 | HOME | 0- 1 | 0- 0 | 7- 0 | | | | |
| 0- 6 | 0- 2 | 0- 0 | AWAY | 0- 1 | 0- 2 | 0- 1 | | | | |
| 2- 2 | 0- 0 | 0- 0 | NEUTRAL | 0- 0 | 0- 1 | 2- 1 | | | | |
| 7- 7 | 0- 1 | 1- 1 | NON-CONFERENCE | 0- 1 | 0- 2 | 6- 2 | | | | |
| 5- 1 | 0- 0 | 1- 1 | HOME | 0- 0 | 0- 0 | 4- 0 | | | | |
| 0- 4 | 0- 1 | 0- 0 | AWAY | 0- 1 | 0- 1 | 0- 1 | | | | |
| 2- 2 | 0- 0 | 0- 0 | NEUTRAL | 0- 0 | 0- 1 | 2- 1 | | | | |
| 3- 3 | 0- 1 | 0- 0 | CONFERENCE | 0- 1 | 0- 1 | 3- 0 | | | | |
| 3- 1 | 0- 0 | 0- 0 | HOME | 0- 1 | 0- 0 | 3- 0 | | | | |
| 0- 2 | 0- 1 | 0- 0 | AWAY | 0- 0 | 0- 1 | 0- 0 | | | | |
| 0- 0 | 0- 0 | 0- 0 | NEUTRAL | 0- 0 | 0- 0 | 0- 0 | | | | |

| RPI 1-25 | | | | RPI 26-50 | | | | RPI 51-100 | | | | RPI 101+ Team's RPI: 161 | | | |
|--------------------|---|---------------|-------|-----------|---|----------------|-------|------------|---|--------------|-------|--------------------------|---|--------------------|-------|
| RPI | S | Opponent | Score | RPI | S | Opponent | Score | RPI | S | Opponent | Score | RPI | S | Opponent | Score |
| 7 | A | UConn | 51 91 | 31 | H | FGCU | 45 57 | 54 | H | Temple | 58 61 | 103 | A | Cincinnati | 66 85 |
| 18 | A | Texas A&M | 43 72 | 38 | H | Oklahoma | 85 69 | 56 | A | Georgia Tech | 38 69 | 114 | N | Syracuse | 62 87 |
| | | | | | | | | | | | | 117 | A | Fordham | 54 63 |
| | | | | | | | | | | | | 160 | H | Memphis | 75 65 |
| | | | | | | | | | | | | 166 | H | Wichita St. | 64 56 |
| | | | | | | | | | | | | 181 | A | New Mexico | 71 81 |
| | | | | | | | | | | | | 197 | H | Southern Miss. | 75 60 |
| | | | | | | | | | | | | 231 | H | Southeastern La. | 78 65 |
| | | | | | | | | | | | | 232 | N | San Francisco | 57 80 |
| | | | | | | | | | | | | 250 | H | Louisiana Tech | 67 53 |
| | | | | | | | | | | | | 271 | H | East Carolina | 72 63 |
| | | | | | | | | | | | | 296 | N | California Baptist | 96 75 |
| | | | | | | | | | | | | 305 | N | Hofstra | 54 44 |
| | | | | | | | | | | | | 330 | H | Houston Baptist | 82 60 |
| LAST 10 Division I | | | | | | | | | | | | | | | |
| 166 | H | Wichita St. | 64 56 | 160 | H | Memphis | 75 65 | | | | | | | | |
| 103 | A | Cincinnati | 66 85 | 117 | A | Fordham | 54 63 | | | | | | | | |
| 271 | H | East Carolina | 72 63 | 305 | N | Hofstra | 54 44 | | | | | | | | |
| 7 | A | UConn | 51 91 | 197 | H | Southern Miss. | 75 60 | | | | | | | | |
| 54 | H | Temple | 58 61 | 18 | A | Texas A&M | 43 72 | | | | | | | | |

Non-Div I Games:

Houston

■ Loss,
 ■ Non-Conf,
 S Site,
 ■ Home
 ■ Away
 N Neutral

Houston Baptist

Through Games Of Jan. 26, 2020

| | | | | | | | | | | |
|-------------------|----------|-----------|----------------|------------|-------------|---------------|------|------|-------|-----------|
| Average RPI Win: | 299 | WON-LOST | WINNING | LAST 10 | STRENGTH OF | OPP. STRENGTH | TEAM | ADJ. | CONF. | ADJ CONF. |
| Average RPI Loss: | 200 | RECORD | PCT. RANK | GAMES | SCHEDULE | OF SCHEDULE | RPI | RPI | RPI | RPI |
| DIV. I ONLY | 2- 13 | 331 | 1-9 | 296 | 281 | 330 | 330 | 23 | 23 | |
| DIV. I NON-CONF. | 2- 5 | 259 | 1-1 | 151 | 263 | 196 | 196 | 20 | 20 | |
| TOTALS | RPI 1-25 | RPI 26-50 | W-L RECORDS | RPI 51-100 | RPI 101-150 | RPI 150+ | | | | |
| 2- 13 | 0- 1 | 0- 0 | OVERALL | 0- 0 | 0- 1 | 2- 11 | | | | |
| 0- 5 | 0- 0 | 0- 0 | HOME | 0- 0 | 0- 1 | 0- 4 | | | | |
| 2- 8 | 0- 1 | 0- 0 | AWAY | 0- 0 | 0- 0 | 2- 7 | | | | |
| 0- 0 | 0- 0 | 0- 0 | NEUTRAL | 0- 0 | 0- 0 | 0- 0 | | | | |
| 2- 5 | 0- 1 | 0- 0 | NON-CONFERENCE | 0- 0 | 0- 0 | 2- 4 | | | | |
| 0- 1 | 0- 0 | 0- 0 | HOME | 0- 0 | 0- 0 | 0- 1 | | | | |
| 2- 4 | 0- 1 | 0- 0 | AWAY | 0- 0 | 0- 0 | 2- 3 | | | | |
| 0- 0 | 0- 0 | 0- 0 | NEUTRAL | 0- 0 | 0- 0 | 0- 0 | | | | |
| 0- 8 | 0- 0 | 0- 0 | CONFERENCE | 0- 0 | 0- 1 | 0- 7 | | | | |
| 0- 4 | 0- 0 | 0- 0 | HOME | 0- 0 | 0- 1 | 0- 3 | | | | |
| 0- 4 | 0- 0 | 0- 0 | AWAY | 0- 0 | 0- 0 | 0- 4 | | | | |
| 0- 0 | 0- 0 | 0- 0 | NEUTRAL | 0- 0 | 0- 0 | 0- 0 | | | | |

| RPI 1-25 | | | | RPI 26-50 | | | | RPI 51-100 | | | | RPI 101+ Team's RPI: 330 | | | |
|--------------------|---|------------------|--------|-----------|---|------------------|-------|------------|---|----------|-------|--------------------------|---|------------------|-------|
| RPI | S | Opponent | Score | RPI | S | Opponent | Score | RPI | S | Opponent | Score | RPI | S | Opponent | Score |
| 9 | A | Baylor | 42 112 | | | | | | | | | 137 | H | SFA | 42 59 |
| | | | | | | | | | | | | 154 | A | Texas Tech | 51 59 |
| | | | | | | | | | | | | 161 | A | Houston | 60 82 |
| | | | | | | | | | | | | 163 | H | Sam Houston St. | 69 97 |
| | | | | | | | | | | | | 166 | A | Wichita St. | 42 59 |
| | | | | | | | | | | | | 206 | H | Northern Ariz. | 62 79 |
| | | | | | | | | | | | | 207 | A | Central Ark. | 39 63 |
| | | | | | | | | | | | | 217 | A | Lamar University | 53 60 |
| | | | | | | | | | | | | 231 | H | Southeastern La. | 59 69 |
| | | | | | | | | | | | | 251 | A | Oral Roberts | 74 73 |
| | | | | | | | | | | | | 295 | H | Nicholls St. | 78 84 |
| | | | | | | | | | | | | 318 | A | McNeese | 72 88 |
| | | | | | | | | | | | | 342 | A | Northwestern St. | 60 69 |
| | | | | | | | | | | | | 346 | A | La.-Monroe | 72 65 |
| LAST 10 Division I | | | | | | | | | | | | | | | |
| 318 | A | McNeese | 72 88 | 207 | A | Central Ark. | 39 63 | | | | | | | | |
| 295 | H | Nicholls St. | 78 84 | 231 | H | Southeastern La. | 59 69 | | | | | | | | |
| 163 | H | Sam Houston St. | 69 97 | 137 | H | SFA | 42 59 | | | | | | | | |
| 217 | A | Lamar University | 53 60 | 154 | A | Texas Tech | 51 59 | | | | | | | | |
| 342 | A | Northwestern St. | 60 69 | 346 | A | La.-Monroe | 72 65 | | | | | | | | |

Non-Div I Games: LSU-Shreveport 67 44 Paul Quinn 63 34

Houston Baptist

Loss, Non-Conf, S Site, H Home A Away N Neutral

| | | | | | | | | | |
|------------------------------|----------|-----------|----------------|-------------|---------------|----------|------|-------|-----------|
| Average RPI Win: 298 | WON-LOST | WINNING | LAST 10 | STRENGTH OF | OPP. STRENGTH | TEAM | ADJ. | CONF. | ADJ CONF. |
| Average RPI Loss: 136 | RECORD | PCT. RANK | GAMES | SCHEDULE | OF SCHEDULE | RPI | RPI | RPI | RPI |
| DIV. I ONLY | 11- 8 | 128 | 6-4 | 335 | 297 | 238 | 238 | 30 | 30 |
| DIV. I NON-CONF. | 8- 5 | 117 | 3-1 | 304 | 237 | 184 | 184 | 31 | 31 |
| TOTALS | RPI 1-25 | RPI 26-50 | W-L RECORDS | RPI 51-100 | RPI 101-150 | RPI 150+ | | | |
| 11- 8 | 0- 0 | 0- 0 | OVERALL | 0- 3 | 0- 1 | 11- 4 | | | |
| 5- 3 | 0- 0 | 0- 0 | HOME | 0- 0 | 0- 0 | 5- 3 | | | |
| 6- 3 | 0- 0 | 0- 0 | AWAY | 0- 2 | 0- 0 | 6- 1 | | | |
| 0- 2 | 0- 0 | 0- 0 | NEUTRAL | 0- 1 | 0- 1 | 0- 0 | | | |
| 8- 5 | 0- 0 | 0- 0 | NON-CONFERENCE | 0- 3 | 0- 1 | 8- 1 | | | |
| 3- 1 | 0- 0 | 0- 0 | HOME | 0- 0 | 0- 0 | 3- 1 | | | |
| 5- 2 | 0- 0 | 0- 0 | AWAY | 0- 2 | 0- 0 | 5- 0 | | | |
| 0- 2 | 0- 0 | 0- 0 | NEUTRAL | 0- 1 | 0- 1 | 0- 0 | | | |
| 3- 3 | 0- 0 | 0- 0 | CONFERENCE | 0- 0 | 0- 0 | 3- 3 | | | |
| 2- 2 | 0- 0 | 0- 0 | HOME | 0- 0 | 0- 0 | 2- 2 | | | |
| 1- 1 | 0- 0 | 0- 0 | AWAY | 0- 0 | 0- 0 | 1- 1 | | | |
| 0- 0 | 0- 0 | 0- 0 | NEUTRAL | 0- 0 | 0- 0 | 0- 0 | | | |

| RPI S | Opponent | Score | RPI S | Opponent | Score | RPI S | Opponent | Score | RPI S | Opponent | Score | Team's RPI: 238 |
|--------------------|----------|-------|-------|----------------------|-------|-------|-----------------|-------|-------|-----------------------|-------|-----------------|
| | | | | | | 51 | A Tennessee | 38 88 | 107 | N Washington | 58 75 | |
| | | | | | | 60 | N Bucknell | 60 70 | 151 | H Bethune-Cookman | 59 75 | |
| | | | | | | 78 | A South Fla. | 53 82 | 174 | H Norfolk St. | 80 83 | |
| | | | | | | | | | 198 | H La Salle | 62 78 | |
| | | | | | | | | | 212 | A George Mason | 86 75 | |
| | | | | | | | | | 219 | H Niagara | 91 42 | |
| | | | | | | | | | 267 | A Morgan St. | 67 74 | |
| | | | | | | | | | 271 | A East Carolina | 67 51 | |
| | | | | | | | | | 274 | A Loyola Maryland | 75 69 | |
| | | | | | | | | | 305 | A Hofstra | 73 64 | |
| | | | | | | | | | 306 | A UMBC | 72 61 | |
| | | | | | | | | | 325 | A UMES | 79 58 | |
| | | | | | | | | | 335 | H Fairleigh Dickinson | 64 56 | |
| | | | | | | | | | 337 | H Saint Peter's | 92 80 | |
| | | | | | | | | | 349 | H South Carolina St. | 78 47 | |
| | | | | | | | | | 350 | H Florida A&M | 72 58 | |
| LAST 10 Division I | | | | | | | | | | | | |
| | | | 350 | H Florida A&M | 72 58 | 325 | A UMES | 79 58 | | | | |
| | | | 267 | A Morgan St. | 67 74 | 51 | A Tennessee | 38 88 | | | | |
| | | | 349 | H South Carolina St. | 78 47 | 212 | A George Mason | 86 75 | | | | |
| | | | 174 | H Norfolk St. | 80 83 | 271 | A East Carolina | 67 51 | | | | |
| | | | 151 | H Bethune-Cookman | 59 75 | 219 | H Niagara | 91 42 | | | | |

Non-Div I Games:

Howard

| | | | | | | | | | | |
|-------------------|----------|-----------|----------------|------------|-------------|---------------|------|------|-------|-----------|
| Average RPI Win: | 194 | WON-LOST | WINNING | LAST 10 | STRENGTH OF | OPP. STRENGTH | TEAM | ADJ. | CONF. | ADJ CONF. |
| Average RPI Loss: | 97 | RECORD | PCT. RANK | GAMES | SCHEDULE | OF SCHEDULE | RPI | RPI | RPI | RPI |
| DIV. I ONLY | 13- 6 | 66 | 9-1 | 132 | 160 | 61 | 61 | 21 | 21 | |
| DIV. I NON-CONF. | 5- 5 | 164 | 1-0 | 46 | 34 | 64 | 64 | 18 | 18 | |
| TOTALS | RPI 1-25 | RPI 26-50 | W-L RECORDS | RPI 51-100 | RPI 101-150 | RPI 150+ | | | | |
| 13- 6 | 0- 0 | 1- 0 | OVERALL | 2- 5 | 2- 0 | 8- 1 | | | | |
| 7- 0 | 0- 0 | 0- 0 | HOME | 2- 0 | 1- 0 | 4- 0 | | | | |
| 4- 6 | 0- 0 | 0- 0 | AWAY | 0- 5 | 1- 0 | 3- 1 | | | | |
| 2- 0 | 0- 0 | 1- 0 | NEUTRAL | 0- 0 | 0- 0 | 1- 0 | | | | |
| 5- 5 | 0- 0 | 1- 0 | NON-CONFERENCE | 2- 5 | 0- 0 | 2- 0 | | | | |
| 3- 0 | 0- 0 | 0- 0 | HOME | 2- 0 | 0- 0 | 1- 0 | | | | |
| 0- 5 | 0- 0 | 0- 0 | AWAY | 0- 5 | 0- 0 | 0- 0 | | | | |
| 2- 0 | 0- 0 | 1- 0 | NEUTRAL | 0- 0 | 0- 0 | 1- 0 | | | | |
| 8- 1 | 0- 0 | 0- 0 | CONFERENCE | 0- 0 | 2- 0 | 6- 1 | | | | |
| 4- 0 | 0- 0 | 0- 0 | HOME | 0- 0 | 1- 0 | 3- 0 | | | | |
| 4- 1 | 0- 0 | 0- 0 | AWAY | 0- 0 | 1- 0 | 3- 1 | | | | |
| 0- 0 | 0- 0 | 0- 0 | NEUTRAL | 0- 0 | 0- 0 | 0- 0 | | | | |

| RPI S | Opponent | Score | RPI S | Opponent | Score | RPI S | Opponent | Score | RPI S | Opponent | Score |
|--------------------|----------|-------|-------|-----------------|-------|-------|----------------|-------|-------|----------------|-------|
| | | | 42 N | St. John's (NY) | 85 78 | 55 A | UNI | 50 51 | 139 H | Wright St. | 80 60 |
| | | | | | | 63 A | Miami (FL) | 65 74 | 143 A | Green Bay | 54 42 |
| | | | | | | 65 H | Ball St. | 65 48 | 153 N | Elon | 59 53 |
| | | | | | | 77 A | Ohio | 64 70 | 195 A | Cleveland St. | 78 53 |
| | | | | | | 84 A | UT Martin | 51 57 | 210 A | Youngstown St. | 73 75 |
| | | | | | | 87 H | Southern Ill. | 81 78 | 228 H | Northern Ky. | 89 61 |
| | | | | | | 92 A | Butler | 61 64 | 264 A | Milwaukee | 75 52 |
| | | | | | | | | | 273 H | Oakland | 76 41 |
| | | | | | | | | | 276 H | Eastern Ky. | 72 42 |
| | | | | | | | | | 314 H | Detroit Mercy | 82 45 |
| | | | | | | | | | 338 A | UIC | 88 49 |
| LAST 10 Division I | | | | | | | | | | | |
| | | | 338 A | UIC | 88 49 | 314 H | Detroit Mercy | 82 45 | | | |
| | | | 264 A | Milwaukee | 75 52 | 273 H | Oakland | 76 41 | | | |
| | | | 143 A | Green Bay | 54 42 | 195 A | Cleveland St. | 78 53 | | | |
| | | | 139 H | Wright St. | 80 60 | 210 A | Youngstown St. | 73 75 | | | |
| | | | 228 H | Northern Ky. | 89 61 | 276 H | Eastern Ky. | 72 42 | | | |

Non-Div I Games: Ind.-Northwest 103 45

IUPUI

■ Loss,
 ■ Non-Conf, S Site,
 ■ Home
 ■ Away
 N Neutral

Idaho

Through Games Of Jan. 26, 2020

| | | | | | | | | | |
|------------------------------|----------|-----------|----------------|-------------|---------------|----------|------|-------|-----------|
| Average RPI Win: 229 | WON-LOST | WINNING | LAST 10 | STRENGTH OF | OPP. STRENGTH | TEAM | ADJ. | CONF. | ADJ CONF. |
| Average RPI Loss: 112 | RECORD | PCT. RANK | GAMES | SCHEDULE | OF SCHEDULE | RPI | RPI | RPI | RPI |
| DIV. I ONLY | 11- 5 | 63 | 8-2 | 239 | 144 | 104 | 104 | 19 | 19 |
| DIV. I NON-CONF. | 5- 4 | 140 | 2-1 | 163 | 104 | 108 | 108 | 17 | 17 |
| TOTALS | RPI 1-25 | RPI 26-50 | W-L RECORDS | RPI 51-100 | RPI 101-150 | RPI 150+ | | | |
| 11- 5 | 0- 0 | 0- 2 | OVERALL | 0- 1 | 2- 0 | 9- 2 | | | |
| 6- 0 | 0- 0 | 0- 0 | HOME | 0- 0 | 0- 0 | 6- 0 | | | |
| 5- 3 | 0- 0 | 0- 1 | AWAY | 0- 1 | 2- 0 | 3- 1 | | | |
| 0- 2 | 0- 0 | 0- 1 | NEUTRAL | 0- 0 | 0- 0 | 0- 1 | | | |
| 5- 4 | 0- 0 | 0- 2 | NON-CONFERENCE | 0- 1 | 1- 0 | 4- 1 | | | |
| 2- 0 | 0- 0 | 0- 0 | HOME | 0- 0 | 0- 0 | 2- 0 | | | |
| 3- 2 | 0- 0 | 0- 1 | AWAY | 0- 1 | 1- 0 | 2- 0 | | | |
| 0- 2 | 0- 0 | 0- 1 | NEUTRAL | 0- 0 | 0- 0 | 0- 1 | | | |
| 6- 1 | 0- 0 | 0- 0 | CONFERENCE | 0- 0 | 1- 0 | 5- 1 | | | |
| 4- 0 | 0- 0 | 0- 0 | HOME | 0- 0 | 0- 0 | 4- 0 | | | |
| 2- 1 | 0- 0 | 0- 0 | AWAY | 0- 0 | 1- 0 | 1- 1 | | | |
| 0- 0 | 0- 0 | 0- 0 | NEUTRAL | 0- 0 | 0- 0 | 0- 0 | | | |

| RPI 1-25 | | | | RPI 26-50 | | | | RPI 51-100 | | | | RPI 101+ | | | | Team's RPI: 104 | |
|--------------------|---|----------|-------|-----------|---|----------------|-------|------------|---|------------|-------|----------|---|------------------|-------|-----------------|--|
| RPI | S | Opponent | Score | RPI | S | Opponent | Score | RPI | S | Opponent | Score | RPI | S | Opponent | Score | | |
| | | | | 32 | N | Old Dominion | 55 67 | 78 | A | South Fla. | 64 67 | 116 | A | Montana St. | 69 68 | | |
| | | | | 46 | A | Oklahoma St. | 47 62 | | | | | 147 | A | San Diego | 65 32 | | |
| | | | | | | | | | | | | 186 | A | Portland St. | 53 74 | | |
| | | | | | | | | | | | | 187 | H | Hawaii | 67 52 | | |
| | | | | | | | | | | | | 194 | H | Montana | 52 51 | | |
| | | | | | | | | | | | | 204 | A | Northern Colo. | 57 46 | | |
| | | | | | | | | | | | | 217 | N | Lamar University | 44 47 | | |
| | | | | | | | | | | | | 232 | A | San Francisco | 66 60 | | |
| | | | | | | | | | | | | 256 | H | Idaho St. | 62 56 | | |
| | | | | | | | | | | | | 261 | H | Colorado St. | 61 54 | | |
| | | | | | | | | | | | | 289 | H | Eastern Wash. | 69 60 | | |
| | | | | | | | | | | | | 301 | H | Weber St. | 70 50 | | |
| | | | | | | | | | | | | 331 | A | Seattle U | 90 84 | | |
| LAST 10 Division I | | | | | | | | | | | | | | | | | |
| | | | | 204 | A | Northern Colo. | 57 46 | 301 | H | Weber St. | 70 50 | | | | | | |
| | | | | 194 | H | Montana | 52 51 | 256 | H | Idaho St. | 62 56 | | | | | | |
| | | | | 289 | H | Eastern Wash. | 69 60 | 187 | H | Hawaii | 67 52 | | | | | | |
| | | | | 116 | A | Montana St. | 69 68 | 78 | A | South Fla. | 64 67 | | | | | | |
| | | | | 186 | A | Portland St. | 53 74 | 147 | A | San Diego | 65 32 | | | | | | |

Non-Div I Games:

Idaho

■ Loss,
 ■ Non-Conf,
 ■ S Site,
 ■ H Home
 ■ A Away
 N Neutral

| RPI 1-25 | | | | RPI 26-50 | | | | RPI 51-100 | | | | RPI 101+ | | | | Team's RPI: 256 | |
|--------------------|---|----------|-------|-----------|---|----------------|-------|------------|---|----------------|-------|----------|---|--------------------|-------|-----------------|--|
| RPI | S | Opponent | Score | RPI | S | Opponent | Score | RPI | S | Opponent | Score | RPI | S | Opponent | Score | | |
| | | | | 27 | A | Arizona St. | 69 74 | | | | | 104 | A | Idaho | 56 62 | | |
| | | | | 36 | A | Duke | 66 85 | | | | | 116 | A | Montana St. | 59 67 | | |
| | | | | 46 | A | Oklahoma St. | 52 70 | | | | | 186 | H | Portland St. | 64 69 | | |
| | | | | | | | | | | | | 194 | A | Montana | 67 53 | | |
| | | | | | | | | | | | | 203 | A | Southern Utah | 65 72 | | |
| | | | | | | | | | | | | 206 | H | Northern Ariz. | 59 70 | | |
| | | | | | | | | | | | | 282 | A | Utah St. | 61 69 | | |
| | | | | | | | | | | | | 289 | A | Eastern Wash. | 67 47 | | |
| | | | | | | | | | | | | 296 | H | California Baptist | 68 74 | | |
| | | | | | | | | | | | | 301 | A | Weber St. | 65 54 | | |
| | | | | | | | | | | | | 317 | H | Sacramento St. | 80 62 | | |
| | | | | | | | | | | | | 326 | A | Utah Valley | 88 61 | | |
| | | | | | | | | | | | | 331 | H | Seattle U | 73 48 | | |
| LAST 10 Division I | | | | | | | | | | | | | | | | | |
| | | | | 116 | A | Montana St. | 59 67 | 203 | A | Southern Utah | 65 72 | | | | | | |
| | | | | 194 | A | Montana | 67 53 | 317 | H | Sacramento St. | 80 62 | | | | | | |
| | | | | 186 | H | Portland St. | 64 69 | 289 | A | Eastern Wash. | 67 47 | | | | | | |
| | | | | 301 | A | Weber St. | 65 54 | 104 | A | Idaho | 56 62 | | | | | | |
| | | | | 206 | H | Northern Ariz. | 59 70 | 282 | A | Utah St. | 61 69 | | | | | | |

| | | | | | | |
|------------------|-------------------|----|----|--------------|----|----|
| Non-Div I Games: | Arizona Christian | 93 | 36 | Montana Tech | 83 | 57 |
|------------------|-------------------|----|----|--------------|----|----|

| | | | | | | | | | | |
|-------------------|----------|-----------|----------------|------------|-------------|---------------|------|------|-------|-----------|
| Average RPI Win: | 228 | WON-LOST | WINNING | LAST 10 | STRENGTH OF | OPP. STRENGTH | TEAM | ADJ. | CONF. | ADJ CONF. |
| Average RPI Loss: | 32 | RECORD | PCT. RANK | GAMES | SCHEDULE | OF SCHEDULE | RPI | RPI | RPI | RPI |
| DIV. I ONLY | 10- 9 | 167 | 3-7 | 102 | 53 | 148 | 148 | 2 | 2 | |
| DIV. I NON-CONF. | 9- 2 | 38 | 2-0 | 323 | 245 | 160 | 160 | 2 | 2 | |
| TOTALS | RPI 1-25 | RPI 26-50 | W-L RECORDS | RPI 51-100 | RPI 101-150 | RPI 150+ | | | | |
| 10- 9 | 0- 5 | 0- 2 | OVERALL | 1- 2 | 2- 0 | 7- 0 | | | | |
| 9- 4 | 0- 2 | 0- 1 | HOME | 1- 1 | 1- 0 | 7- 0 | | | | |
| 1- 5 | 0- 3 | 0- 1 | AWAY | 0- 1 | 1- 0 | 0- 0 | | | | |
| 0- 0 | 0- 0 | 0- 0 | NEUTRAL | 0- 0 | 0- 0 | 0- 0 | | | | |
| 9- 2 | 0- 0 | 0- 0 | NON-CONFERENCE | 0- 2 | 2- 0 | 7- 0 | | | | |
| 8- 1 | 0- 0 | 0- 0 | HOME | 0- 1 | 1- 0 | 7- 0 | | | | |
| 1- 1 | 0- 0 | 0- 0 | AWAY | 0- 1 | 1- 0 | 0- 0 | | | | |
| 0- 0 | 0- 0 | 0- 0 | NEUTRAL | 0- 0 | 0- 0 | 0- 0 | | | | |
| 1- 7 | 0- 5 | 0- 2 | CONFERENCE | 1- 0 | 0- 0 | 0- 0 | | | | |
| 1- 3 | 0- 2 | 0- 1 | HOME | 1- 0 | 0- 0 | 0- 0 | | | | |
| 0- 4 | 0- 3 | 0- 1 | AWAY | 0- 0 | 0- 0 | 0- 0 | | | | |
| 0- 0 | 0- 0 | 0- 0 | NEUTRAL | 0- 0 | 0- 0 | 0- 0 | | | | |

| RPI | S | Opponent | Score | RPI | S | Opponent | Score | RPI | S | Opponent | Score | RPI | S | Opponent | Score | Team's RPI: 148 |
|--------------------|---|--------------|--------|-----|---|--------------|--------|-----|---|----------------|-------|-----|---|-----------------|-------|-----------------|
| 4 | A | Iowa | 72 108 | 29 | A | Purdue | 67 81 | 57 | A | North Carolina | 60 85 | 124 | H | Holy Cross | 78 75 | |
| 8 | H | Maryland | 60 79 | 41 | H | Rutgers | 51 75 | 70 | H | Minnesota | 74 71 | 145 | A | Missouri | 58 51 | |
| 14 | A | Indiana | 42 83 | | | | | 93 | H | Illinois St. | 58 74 | 171 | H | Merrimack | 75 72 | |
| 15 | H | Northwestern | 50 77 | | | | | | | | | 175 | H | Austin Peay | 76 62 | |
| 25 | A | Ohio St. | 47 77 | | | | | | | | | 299 | H | Presbyterian | 71 52 | |
| | | | | | | | | | | | | 307 | H | Bryant | 69 55 | |
| | | | | | | | | | | | | 315 | H | Evansville | 59 44 | |
| | | | | | | | | | | | | 322 | H | Ark.-Pine Bluff | 65 50 | |
| | | | | | | | | | | | | 347 | H | Chicago St. | 96 66 | |
| LAST 10 Division I | | | | | | | | | | | | | | | | |
| 8 | H | Maryland | 60 79 | 14 | A | Indiana | 42 83 | | | | | | | | | |
| 25 | A | Ohio St. | 47 77 | 4 | A | Iowa | 72 108 | | | | | | | | | |
| 29 | A | Purdue | 67 81 | 15 | H | Northwestern | 50 77 | | | | | | | | | |
| 70 | H | Minnesota | 74 71 | 145 | A | Missouri | 58 51 | | | | | | | | | |
| 41 | H | Rutgers | 51 75 | 315 | H | Evansville | 59 44 | | | | | | | | | |

Non-Div I Games:

Illinois

| | | | | | | | | | | |
|-------------------|----------|-----------|----------------|------------|-------------|---------------|------|------|-------|-----------|
| Average RPI Win: | 193 | WON-LOST | WINNING | LAST 10 | STRENGTH OF | OPP. STRENGTH | TEAM | ADJ. | CONF. | ADJ CONF. |
| Average RPI Loss: | 83 | RECORD | PCT. RANK | GAMES | SCHEDULE | OF SCHEDULE | RPI | RPI | RPI | RPI |
| DIV. I ONLY | 11- 6 | 96 | 6-4 | 137 | 131 | 93 | 93 | 7 | 7 | |
| DIV. I NON-CONF. | 7- 3 | 80 | 2-1 | 165 | 176 | 71 | 71 | 7 | 7 | |
| TOTALS | RPI 1-25 | RPI 26-50 | W-L RECORDS | RPI 51-100 | RPI 101-150 | RPI 150+ | | | | |
| 11- 6 | 0- 0 | 0- 2 | OVERALL | 2- 2 | 1- 1 | 8- 1 | | | | |
| 8- 1 | 0- 0 | 0- 1 | HOME | 2- 0 | 0- 0 | 6- 0 | | | | |
| 3- 5 | 0- 0 | 0- 1 | AWAY | 0- 2 | 1- 1 | 2- 1 | | | | |
| 0- 0 | 0- 0 | 0- 0 | NEUTRAL | 0- 0 | 0- 0 | 0- 0 | | | | |
| 7- 3 | 0- 0 | 0- 1 | NON-CONFERENCE | 1- 1 | 1- 0 | 5- 1 | | | | |
| 5- 0 | 0- 0 | 0- 0 | HOME | 1- 0 | 0- 0 | 4- 0 | | | | |
| 2- 3 | 0- 0 | 0- 1 | AWAY | 0- 1 | 1- 0 | 1- 1 | | | | |
| 0- 0 | 0- 0 | 0- 0 | NEUTRAL | 0- 0 | 0- 0 | 0- 0 | | | | |
| 4- 3 | 0- 0 | 0- 1 | CONFERENCE | 1- 1 | 0- 1 | 3- 0 | | | | |
| 3- 1 | 0- 0 | 0- 1 | HOME | 1- 0 | 0- 0 | 2- 0 | | | | |
| 1- 2 | 0- 0 | 0- 0 | AWAY | 0- 1 | 0- 1 | 1- 0 | | | | |
| 0- 0 | 0- 0 | 0- 0 | NEUTRAL | 0- 0 | 0- 0 | 0- 0 | | | | |

| RPI 1-25 | | | | RPI 26-50 | | | | RPI 51-100 | | | | Team's RPI: 93 | RPI 101+ | | | |
|--------------------|---|----------|-------|-----------|---|----------------|-------|------------|---|-------------|-------|----------------|----------|---|----------------|-------|
| RPI | S | Opponent | Score | RPI | S | Opponent | Score | RPI | S | Opponent | Score | | RPI | S | Opponent | Score |
| | | | | 30 | H | Drake | 67 69 | 53 | A | Bradley | 61 76 | | 102 | A | Loyola Chicago | 64 69 |
| | | | | 37 | A | Marquette | 41 58 | 55 | H | UNI | 65 57 | | 148 | A | Illinois | 74 58 |
| | | | | | | | | 84 | H | UT Martin | 70 47 | | 164 | A | Valparaiso | 72 60 |
| | | | | | | | | 98 | A | Saint Louis | 56 61 | | 170 | H | Jackson St. | 77 55 |
| | | | | | | | | | | | | | 175 | A | Austin Peay | 72 77 |
| | | | | | | | | | | | | | 193 | A | North Dakota | 66 58 |
| | | | | | | | | | | | | | 201 | H | Northern Ill. | 69 66 |
| | | | | | | | | | | | | | 205 | H | Western Ill. | 78 65 |
| | | | | | | | | | | | | | 269 | H | Indiana St. | 83 69 |
| | | | | | | | | | | | | | 315 | H | Evansville | 81 58 |
| | | | | | | | | | | | | | 320 | H | SIUE | 74 53 |
| LAST 10 Division I | | | | | | | | | | | | | | | | |
| | | | | 55 | H | UNI | 65 57 | 315 | H | Evansville | 81 58 | | | | | |
| | | | | 30 | H | Drake | 67 69 | 269 | H | Indiana St. | 83 69 | | | | | |
| | | | | 102 | A | Loyola Chicago | 64 69 | 175 | A | Austin Peay | 72 77 | | | | | |
| | | | | 164 | A | Valparaiso | 72 60 | 170 | H | Jackson St. | 77 55 | | | | | |
| | | | | 53 | A | Bradley | 61 76 | 320 | H | SIUE | 74 53 | | | | | |

Non-Div I Games: Truman 87 60

Illinois St.

| | | | | | | | | | | |
|-------------------|----------|-----------|----------------|------------|-------------|---------------|------|------|-------|-----------|
| Average RPI Win: | 293 | WON-LOST | WINNING | LAST 10 | STRENGTH OF | OPP. STRENGTH | TEAM | ADJ. | CONF. | ADJ CONF. |
| Average RPI Loss: | 190 | RECORD | PCT. RANK | GAMES | SCHEDULE | OF SCHEDULE | RPI | RPI | RPI | RPI |
| DIV. I ONLY | 4- 9 | 276 | 4-6 | 330 | 243 | 311 | 311 | 23 | 23 | |
| DIV. I NON-CONF. | 0- 5 | 338 | 0-2 | 317 | 222 | 348 | 348 | 20 | 20 | |
| TOTALS | RPI 1-25 | RPI 26-50 | W-L RECORDS | RPI 51-100 | RPI 101-150 | RPI 150+ | | | | |
| 4- 9 | 0- 0 | 0- 0 | OVERALL | 0- 1 | 0- 3 | 4- 5 | | | | |
| 2- 4 | 0- 0 | 0- 0 | HOME | 0- 0 | 0- 2 | 2- 2 | | | | |
| 2- 5 | 0- 0 | 0- 0 | AWAY | 0- 1 | 0- 1 | 2- 3 | | | | |
| 0- 0 | 0- 0 | 0- 0 | NEUTRAL | 0- 0 | 0- 0 | 0- 0 | | | | |
| 0- 5 | 0- 0 | 0- 0 | NON-CONFERENCE | 0- 1 | 0- 0 | 0- 4 | | | | |
| 0- 1 | 0- 0 | 0- 0 | HOME | 0- 0 | 0- 0 | 0- 1 | | | | |
| 0- 4 | 0- 0 | 0- 0 | AWAY | 0- 1 | 0- 0 | 0- 3 | | | | |
| 0- 0 | 0- 0 | 0- 0 | NEUTRAL | 0- 0 | 0- 0 | 0- 0 | | | | |
| 4- 4 | 0- 0 | 0- 0 | CONFERENCE | 0- 0 | 0- 3 | 4- 1 | | | | |
| 2- 3 | 0- 0 | 0- 0 | HOME | 0- 0 | 0- 2 | 2- 1 | | | | |
| 2- 1 | 0- 0 | 0- 0 | AWAY | 0- 0 | 0- 1 | 2- 0 | | | | |
| 0- 0 | 0- 0 | 0- 0 | NEUTRAL | 0- 0 | 0- 0 | 0- 0 | | | | |

| RPI S | Opponent | Score | RPI S | Opponent | Score | RPI S | Opponent | Score | RPI S | Opponent | Score | Team's RPI: 311 |
|--------------------|----------|-------|-------|----------------------|-------|-------|--------------------|-------|-------|----------------------|-------|-----------------|
| | | | | | | 77 | A Ohio | 41 78 | 137 | A SFA | 45 67 | |
| | | | | | | | | | 141 | H A&M-Corpus Christi | 38 64 | |
| | | | | | | | | | 149 | H New Orleans | 55 67 | |
| | | | | | | | | | 169 | A Kansas St. | 41 85 | |
| | | | | | | | | | 207 | H Central Ark. | 37 47 | |
| | | | | | | | | | 217 | A Lamar University | 67 48 | |
| | | | | | | | | | 261 | A Colorado St. | 47 75 | |
| | | | | | | | | | 265 | H San Diego St. | 48 57 | |
| | | | | | | | | | 295 | H Nicholls St. | 53 51 | |
| | | | | | | | | | 303 | A UTSA | 56 63 | |
| | | | | | | | | | 318 | H McNeese | 73 56 | |
| | | | | | | | | | 342 | A Northwestern St. | 69 67 | |
| LAST 10 Division I | | | | | | | | | | | | |
| | | | 141 | H A&M-Corpus Christi | 38 64 | 342 | A Northwestern St. | 69 67 | | | | |
| | | | 217 | A Lamar University | 67 48 | 295 | H Nicholls St. | 53 51 | | | | |
| | | | 137 | A SFA | 45 67 | 265 | H San Diego St. | 48 57 | | | | |
| | | | 318 | H McNeese | 73 56 | 207 | H Central Ark. | 37 47 | | | | |
| | | | 149 | H New Orleans | 55 67 | 169 | A Kansas St. | 41 85 | | | | |

Non-Div I Games: Schreiner 70 35 Tex. A&M Int'l 55 38 Paul Quinn 79 62 UNKNOWN 74 52 Incarnate Word

Indiana

Through Games Of Jan. 26, 2020

| | | | | | | | | | | |
|-------------------|----------|-----------|----------------|------------|-------------|---------------|------|------|-------|-----------|
| Average RPI Win: | 125 | WON-LOST | WINNING | LAST 10 | STRENGTH OF | OPP. STRENGTH | TEAM | ADJ. | CONF. | ADJ CONF. |
| Average RPI Loss: | 8 | RECORD | PCT. RANK | GAMES | SCHEDULE | OF SCHEDULE | RPI | RPI | RPI | RPI |
| DIV. I ONLY | 15- 5 | 43 | 6-4 | 5 | 13 | 14 | 14 | 2 | 2 | |
| DIV. I NON-CONF. | 10- 2 | 30 | 1-1 | 12 | 29 | 11 | 11 | 2 | 2 | |
| TOTALS | RPI 1-25 | RPI 26-50 | W-L RECORDS | RPI 51-100 | RPI 101-150 | RPI 150+ | | | | |
| 15- 5 | 1- 5 | 2- 0 | OVERALL | 5- 0 | 2- 0 | 5- 0 | | | | |
| 8- 2 | 0- 2 | 1- 0 | HOME | 2- 0 | 1- 0 | 4- 0 | | | | |
| 5- 2 | 0- 2 | 1- 0 | AWAY | 2- 0 | 1- 0 | 1- 0 | | | | |
| 2- 1 | 1- 1 | 0- 0 | NEUTRAL | 1- 0 | 0- 0 | 0- 0 | | | | |
| 10- 2 | 1- 2 | 0- 0 | NON-CONFERENCE | 4- 0 | 1- 0 | 4- 0 | | | | |
| 5- 1 | 0- 1 | 0- 0 | HOME | 1- 0 | 0- 0 | 4- 0 | | | | |
| 3- 0 | 0- 0 | 0- 0 | AWAY | 2- 0 | 1- 0 | 0- 0 | | | | |
| 2- 1 | 1- 1 | 0- 0 | NEUTRAL | 1- 0 | 0- 0 | 0- 0 | | | | |
| 5- 3 | 0- 3 | 2- 0 | CONFERENCE | 1- 0 | 1- 0 | 1- 0 | | | | |
| 3- 1 | 0- 1 | 1- 0 | HOME | 1- 0 | 1- 0 | 0- 0 | | | | |
| 2- 2 | 0- 2 | 1- 0 | AWAY | 0- 0 | 0- 0 | 1- 0 | | | | |
| 0- 0 | 0- 0 | 0- 0 | NEUTRAL | 0- 0 | 0- 0 | 0- 0 | | | | |

| RPI | S | Opponent | Score | RPI | S | Opponent | Score | RPI | S | Opponent | Score | RPI | S | Opponent | Score |
|--------------------|---|----------------|-------|-----|---|----------------|-------|-----|---|----------------|-------|-----|---|----------------|--------|
| 1 | N | South Carolina | 71 57 | 29 | H | Purdue | 66 48 | 63 | A | Miami (FL) | 58 45 | 130 | A | Florida | 73 49 |
| 4 | A | Iowa | 85 91 | 41 | A | Rutgers | 66 56 | 85 | N | Washington St. | 78 44 | 148 | H | Illinois | 83 42 |
| 6 | H | UCLA | 58 68 | | | | | 86 | H | North Florida | 72 45 | 170 | H | Jackson St. | 91 51 |
| 8 | A | Maryland | 62 76 | | | | | 92 | A | Butler | 64 53 | 188 | A | Penn St. | 76 60 |
| 9 | N | Baylor | 62 77 | | | | | 94 | H | Michigan St. | 79 67 | 210 | H | Youngstown St. | 93 56 |
| 15 | H | Northwestern | 69 71 | | | | | | | | | 240 | H | Mt. St. Mary's | 75 52 |
| | | | | | | | | | | | | 295 | H | Nicholls St. | 111 47 |
| LAST 10 Division I | | | | | | | | | | | | | | | |
| 188 | A | Penn St. | 76 60 | 148 | H | Illinois | 83 42 | | | | | | | | |
| 8 | A | Maryland | 62 76 | 41 | A | Rutgers | 66 56 | | | | | | | | |
| 15 | H | Northwestern | 69 71 | 94 | H | Michigan St. | 79 67 | | | | | | | | |
| 4 | A | Iowa | 85 91 | 6 | H | UCLA | 58 68 | | | | | | | | |
| 29 | H | Purdue | 66 48 | 210 | H | Youngstown St. | 93 56 | | | | | | | | |

Non-Div I Games:

Indiana

■ Loss,
■ Non-Conf, S Site,
■ Home
■ Away
N Neutral

Indiana St.

Through Games Of Jan. 26, 2020

| Average RPI Win: | 290 | WON-LOST | WINNING | LAST 10 | STRENGTH OF | OPP. STRENGTH | TEAM | ADJ. | CONF. | ADJ CONF. |
|-------------------|----------|-----------|----------------|------------|-------------|---------------|------|------|-------|-----------|
| Average RPI Loss: | 124 | RECORD | PCT. RANK | GAMES | SCHEDULE | OF SCHEDULE | RPI | RPI | RPI | RPI |
| DIV. I ONLY | 2- 18 | 339 | 0-10 | 61 | 196 | 269 | 269 | 7 | 7 | |
| DIV. I NON-CONF. | 2- 10 | 313 | 0-2 | 199 | 302 | 299 | 299 | 7 | 7 | |
| TOTALS | RPI 1-25 | RPI 26-50 | W-L RECORDS | RPI 51-100 | RPI 101-150 | RPI 150+ | | | | |
| 2- 18 | 0- 1 | 0- 2 | OVERALL | 0- 6 | 0- 2 | 2- 7 | | | | |
| 0- 8 | 0- 1 | 0- 0 | HOME | 0- 2 | 0- 1 | 0- 4 | | | | |
| 2- 9 | 0- 0 | 0- 2 | AWAY | 0- 4 | 0- 1 | 2- 2 | | | | |
| 0- 1 | 0- 0 | 0- 0 | NEUTRAL | 0- 0 | 0- 0 | 0- 1 | | | | |
| 2- 10 | 0- 0 | 0- 1 | NON-CONFERENCE | 0- 2 | 0- 1 | 2- 6 | | | | |
| 0- 4 | 0- 0 | 0- 0 | HOME | 0- 1 | 0- 0 | 0- 3 | | | | |
| 2- 5 | 0- 0 | 0- 1 | AWAY | 0- 1 | 0- 1 | 2- 2 | | | | |
| 0- 1 | 0- 0 | 0- 0 | NEUTRAL | 0- 0 | 0- 0 | 0- 1 | | | | |
| 0- 8 | 0- 1 | 0- 1 | CONFERENCE | 0- 4 | 0- 1 | 0- 1 | | | | |
| 0- 4 | 0- 1 | 0- 0 | HOME | 0- 1 | 0- 1 | 0- 1 | | | | |
| 0- 4 | 0- 0 | 0- 1 | AWAY | 0- 3 | 0- 0 | 0- 0 | | | | |
| 0- 0 | 0- 0 | 0- 0 | NEUTRAL | 0- 0 | 0- 0 | 0- 0 | | | | |

| RPI S | Opponent | Score | RPI S | Opponent | Score | RPI S | Opponent | Score | RPI S | Opponent | Score | Team's RPI: 269 |
|--------------------|------------------|--------|-------|---------------------|--------|-------|-----------------|-------|-------|---------------------|-------|-----------------|
| 12 | H Missouri St. | 55 76 | 30 | A Drake | 65 105 | 53 | A Bradley | 75 91 | 102 | H Loyola Chicago | 51 58 | |
| | | | 43 | A Colorado | 46 59 | 55 | A UNI | 43 73 | 106 | A Pacific | 66 83 | |
| | | | | | | 82 | A Kansas | 72 84 | 152 | H Southeast Mo. St. | 58 68 | |
| | | | | | | 87 | H Southern Ill. | 55 78 | 164 | H Valparaiso | 56 75 | |
| | | | | | | 93 | A Illinois St. | 69 83 | 205 | A Western Ill. | 72 83 | |
| | | | | | | 98 | H Saint Louis | 53 55 | 218 | A Murray St. | 62 70 | |
| | | | | | | | | | 228 | H Northern Ky. | 68 70 | |
| | | | | | | | | | 242 | A Eastern Ill. | 59 57 | |
| | | | | | | | | | 247 | H Marshall | 60 72 | |
| | | | | | | | | | 248 | N CSUN | 59 67 | |
| | | | | | | | | | 338 | A UIC | 61 40 | |
| LAST 10 Division I | | | | | | | | | | | | |
| 87 | H Southern Ill. | 55 78 | 164 | H Valparaiso | 56 75 | | | | | | | |
| 12 | H Missouri St. | 55 76 | 53 | A Bradley | 75 91 | | | | | | | |
| 55 | A UNI | 43 73 | 93 | A Illinois St. | 69 83 | | | | | | | |
| 30 | A Drake | 65 105 | 98 | H Saint Louis | 53 55 | | | | | | | |
| 102 | H Loyola Chicago | 51 58 | 152 | H Southeast Mo. St. | 58 68 | | | | | | | |

Non-Div I Games:

Indiana St.

■ Loss,
 ■ Non-Conf,
 ■ S Site,
 ■ H Home
 ■ A Away
 N Neutral

| | | | | | | | | | | |
|-------------------|----------|-----------|----------------|------------|-------------|---------------|------|------|-------|-----------|
| Average RPI Win: | 264 | WON-LOST | WINNING | LAST 10 | STRENGTH OF | OPP. STRENGTH | TEAM | ADJ. | CONF. | ADJ CONF. |
| Average RPI Loss: | 137 | RECORD | PCT. RANK | GAMES | SCHEDULE | OF SCHEDULE | RPI | RPI | RPI | RPI |
| DIV. I ONLY | 4- 12 | 293 | 3-7 | 65 | 303 | 225 | 225 | 24 | 24 | |
| DIV. I NON-CONF. | 1- 8 | 322 | 0-3 | 10 | 246 | 207 | 207 | 25 | 25 | |
| TOTALS | RPI 1-25 | RPI 26-50 | W-L RECORDS | RPI 51-100 | RPI 101-150 | RPI 150+ | | | | |
| 4- 12 | 0- 1 | 0- 0 | OVERALL | 0- 3 | 0- 4 | 4- 4 | | | | |
| 1- 6 | 0- 0 | 0- 0 | HOME | 0- 2 | 0- 2 | 1- 2 | | | | |
| 3- 4 | 0- 1 | 0- 0 | AWAY | 0- 1 | 0- 1 | 3- 1 | | | | |
| 0- 2 | 0- 0 | 0- 0 | NEUTRAL | 0- 0 | 0- 1 | 0- 1 | | | | |
| 1- 8 | 0- 1 | 0- 0 | NON-CONFERENCE | 0- 2 | 0- 4 | 1- 1 | | | | |
| 0- 3 | 0- 0 | 0- 0 | HOME | 0- 1 | 0- 2 | 0- 0 | | | | |
| 1- 3 | 0- 1 | 0- 0 | AWAY | 0- 1 | 0- 1 | 1- 0 | | | | |
| 0- 2 | 0- 0 | 0- 0 | NEUTRAL | 0- 0 | 0- 1 | 0- 1 | | | | |
| 3- 4 | 0- 0 | 0- 0 | CONFERENCE | 0- 1 | 0- 0 | 3- 3 | | | | |
| 1- 3 | 0- 0 | 0- 0 | HOME | 0- 1 | 0- 0 | 1- 2 | | | | |
| 2- 1 | 0- 0 | 0- 0 | AWAY | 0- 0 | 0- 0 | 2- 1 | | | | |
| 0- 0 | 0- 0 | 0- 0 | NEUTRAL | 0- 0 | 0- 0 | 0- 0 | | | | |

| RPI 1-25 | | | | RPI 26-50 | | | | RPI 51-100 | | | | RPI 101+ Team's RPI: 225 | | | |
|--------------------|---|---------------|-------|-----------|---|---------------|-------|------------|---|-------------|-------|--------------------------|---|---------------|-------|
| RPI | S | Opponent | Score | RPI | S | Opponent | Score | RPI | S | Opponent | Score | RPI | S | Opponent | Score |
| 22 | A | Central Mich. | 50 70 | | | | | 74 | H | Seton Hall | 37 89 | 107 | N | Washington | 34 65 |
| | | | | | | | | 95 | H | Rider | 37 81 | 109 | H | Duquesne | 74 76 |
| | | | | | | | | 96 | A | Stony Brook | 40 59 | 120 | A | Penn | 42 74 |
| | | | | | | | | | | | | 150 | H | Massachusetts | 51 65 |
| | | | | | | | | | | | | 178 | N | Towson | 58 75 |
| | | | | | | | | | | | | 182 | A | Quinnipiac | 75 71 |
| | | | | | | | | | | | | 219 | H | Niagara | 57 63 |
| | | | | | | | | | | | | 222 | A | Manhattan | 32 54 |
| | | | | | | | | | | | | 249 | A | Winthrop | 68 61 |
| | | | | | | | | | | | | 252 | H | Fairfield | 40 52 |
| | | | | | | | | | | | | 286 | A | Monmouth | 36 33 |
| | | | | | | | | | | | | 337 | H | Saint Peter's | 69 59 |
| LAST 10 Division I | | | | | | | | | | | | | | | |
| 222 | A | Manhattan | 32 54 | 95 | H | Rider | 37 81 | | | | | | | | |
| 337 | H | Saint Peter's | 69 59 | 182 | A | Quinnipiac | 75 71 | | | | | | | | |
| 252 | H | Fairfield | 40 52 | 150 | H | Massachusetts | 51 65 | | | | | | | | |
| 219 | H | Niagara | 57 63 | 74 | H | Seton Hall | 37 89 | | | | | | | | |
| 286 | A | Monmouth | 36 33 | 22 | A | Central Mich. | 50 70 | | | | | | | | |

Non-Div I Games:

Iona

■ Loss,
■ Non-Conf,
■ S Site,
■ H Home
■ A Away
N Neutral

| Average RPI Win: 100 | | WON-LOST | WINNING | LAST 10 | STRENGTH OF | OPP. STRENGTH | TEAM | ADJ. | CONF. | ADJ CONF. |
|----------------------|------|----------|-----------|----------------|-------------|---------------|------------|-------------|----------|-----------|
| Average RPI Loss: 71 | | RECORD | PCT. RANK | GAMES | SCHEDULE | OF SCHEDULE | RPI | RPI | RPI | RPI |
| DIV. I ONLY | | 17- 3 | 18 | 9-1 | 10 | 25 | 4 | 4 | 2 | 2 |
| DIV. I NON-CONF. | | 9- 2 | 38 | 1-0 | 30 | 96 | 14 | 14 | 2 | 2 |
| TOTALS | | RPI 1-25 | RPI 26-50 | | W-L RECORDS | | RPI 51-100 | RPI 101-150 | RPI 150+ | |
| 17- 3 | 5- 0 | 1- 1 | | OVERALL | | 3- 1 | 3- 1 | 5- 0 | | |
| 11- 0 | 4- 0 | 1- 0 | | HOME | | 1- 0 | 1- 0 | 4- 0 | | |
| 4- 2 | 1- 0 | 0- 1 | | AWAY | | 2- 1 | 1- 0 | 0- 0 | | |
| 2- 1 | 0- 0 | 0- 0 | | NEUTRAL | | 0- 0 | 1- 1 | 1- 0 | | |
| 9- 2 | 1- 0 | 1- 0 | | NON-CONFERENCE | | 1- 1 | 1- 1 | 5- 0 | | |
| 6- 0 | 1- 0 | 1- 0 | | HOME | | 0- 0 | 0- 0 | 4- 0 | | |
| 1- 1 | 0- 0 | 0- 0 | | AWAY | | 1- 1 | 0- 0 | 0- 0 | | |
| 2- 1 | 0- 0 | 0- 0 | | NEUTRAL | | 0- 0 | 1- 1 | 1- 0 | | |
| 8- 1 | 4- 0 | 0- 1 | | CONFERENCE | | 2- 0 | 2- 0 | 0- 0 | | |
| 5- 0 | 3- 0 | 0- 0 | | HOME | | 1- 0 | 1- 0 | 0- 0 | | |
| 3- 1 | 1- 0 | 0- 1 | | AWAY | | 1- 0 | 1- 0 | 0- 0 | | |
| 0- 0 | 0- 0 | 0- 0 | | NEUTRAL | | 0- 0 | 0- 0 | 0- 0 | | |

| RPI | S | Opponent | Score | RPI | S | Opponent | Score | RPI | S | Opponent | Score | RPI | S | Opponent | Score |
|--------------------|---|--------------|-------|-----|---|----------|-------|-----|---|--------------|-------|-----|---|---------------|--------|
| 8 | H | Maryland | 66 61 | 30 | H | Drake | 79 67 | 55 | A | UNI | 66 88 | 103 | N | Cincinnati | 69 61 |
| 14 | H | Indiana | 91 85 | 50 | A | Nebraska | 69 78 | 59 | A | Iowa St. | 75 69 | 107 | N | Washington | 63 70 |
| 15 | A | Northwestern | 77 51 | | | | | 70 | A | Minnesota | 76 75 | 119 | A | Wisconsin | 85 78 |
| 21 | H | Princeton | 77 75 | | | | | 94 | H | Michigan St. | 74 57 | 148 | H | Illinois | 108 72 |
| 25 | H | Ohio St. | 77 68 | | | | | | | | | 156 | H | North Ala. | 86 81 |
| | | | | | | | | | | | | 167 | H | Fla. Atlantic | 85 53 |
| | | | | | | | | | | | | 173 | H | Clemson | 74 60 |
| | | | | | | | | | | | | 178 | N | Towson | 100 72 |
| | | | | | | | | | | | | 327 | H | N.C. Central | 102 50 |
| LAST 10 Division I | | | | | | | | | | | | | | | |
| 94 | H | Michigan St. | 74 57 | 8 | H | Maryland | 66 61 | 15 | A | Northwestern | 77 51 | 148 | H | Illinois | 108 72 |
| 25 | H | Ohio St. | 77 68 | | | | | 50 | A | Nebraska | 69 78 | 30 | H | Drake | 79 67 |
| 119 | A | Wisconsin | 85 78 | | | | | | | | | | | | |
| 70 | A | Minnesota | 76 75 | | | | | | | | | | | | |
| 14 | H | Indiana | 91 85 | | | | | | | | | | | | |

Non-Div I Games:

Iowa

| | | | | | | | | | | |
|----------------------|------|----------|-----------|----------------|-------------|---------------|------------|-------------|----------|-----------|
| Average RPI Win: 161 | | WON-LOST | WINNING | LAST 10 | STRENGTH OF | OPP. STRENGTH | TEAM | ADJ. | CONF. | ADJ CONF. |
| Average RPI Loss: 31 | | RECORD | PCT. RANK | GAMES | SCHEDULE | OF SCHEDULE | RPI | RPI | RPI | RPI |
| DIV. I ONLY | | 12- 6 | 76 | 6-4 | 44 | 59 | 59 | 59 | 3 | 3 |
| DIV. I NON-CONF. | | 8- 3 | 68 | 2-1 | 106 | 103 | 78 | 78 | 4 | 4 |
| TOTALS | | RPI 1-25 | RPI 26-50 | | W-L RECORDS | | RPI 51-100 | RPI 101-150 | RPI 150+ | |
| 12- 6 | 0- 2 | 1- 3 | | OVERALL | | 2- 1 | 3- 0 | 6- 0 | | |
| 8- 4 | 0- 2 | 0- 1 | | HOME | | 1- 1 | 3- 0 | 4- 0 | | |
| 4- 2 | 0- 0 | 1- 2 | | AWAY | | 1- 0 | 0- 0 | 2- 0 | | |
| 0- 0 | 0- 0 | 0- 0 | | NEUTRAL | | 0- 0 | 0- 0 | 0- 0 | | |
| 8- 3 | 0- 1 | 0- 1 | | NON-CONFERENCE | | 1- 1 | 3- 0 | 4- 0 | | |
| 6- 2 | 0- 1 | 0- 0 | | HOME | | 0- 1 | 3- 0 | 3- 0 | | |
| 2- 1 | 0- 0 | 0- 1 | | AWAY | | 1- 0 | 0- 0 | 1- 0 | | |
| 0- 0 | 0- 0 | 0- 0 | | NEUTRAL | | 0- 0 | 0- 0 | 0- 0 | | |
| 4- 3 | 0- 1 | 1- 2 | | CONFERENCE | | 1- 0 | 0- 0 | 2- 0 | | |
| 2- 2 | 0- 1 | 0- 1 | | HOME | | 1- 0 | 0- 0 | 1- 0 | | |
| 2- 1 | 0- 0 | 1- 1 | | AWAY | | 0- 0 | 0- 0 | 1- 0 | | |
| 0- 0 | 0- 0 | 0- 0 | | NEUTRAL | | 0- 0 | 0- 0 | 0- 0 | | |

| RPI | S | Opponent | Score | RPI | S | Opponent | Score | RPI | S | Opponent | Score | RPI | S | Opponent | Score |
|--------------------|---|----------|-------|-----|---|--------------|-------|-----|---|------------|-------|-----|---|------------------|-------|
| 4 | H | Iowa | 69 75 | 30 | A | Drake | 81 86 | 55 | H | UNI | 63 71 | 105 | H | Texas Southern | 79 59 |
| 23 | H | TCU | 74 77 | 35 | H | Texas | 75 81 | 62 | A | Alabama | 75 66 | 139 | H | Wright St. | 79 71 |
| | | | | 38 | A | Oklahoma | 72 81 | 82 | H | Kansas | 89 67 | 149 | H | New Orleans | 71 53 |
| | | | | 46 | A | Oklahoma St. | 64 63 | | | | | 154 | A | Texas Tech | 96 66 |
| | | | | | | | | | | | | 156 | H | North Ala. | 80 72 |
| | | | | | | | | | | | | 169 | H | Kansas St. | 73 59 |
| | | | | | | | | | | | | 258 | H | Southern U. | 69 36 |
| | | | | | | | | | | | | 290 | A | North Dakota St. | 86 58 |
| | | | | | | | | | | | | 322 | H | Ark.-Pine Bluff | 90 40 |
| LAST 10 Division I | | | | | | | | | | | | | | | |
| | | | | 82 | H | Kansas | 89 67 | 35 | H | Texas | 75 81 | | | | |
| | | | | 169 | H | Kansas St. | 73 59 | 154 | A | Texas Tech | 96 66 | | | | |
| | | | | 46 | A | Oklahoma St. | 64 63 | 156 | H | North Ala. | 80 72 | | | | |
| | | | | 23 | H | TCU | 74 77 | 55 | H | UNI | 63 71 | | | | |
| | | | | 38 | A | Oklahoma | 72 81 | 139 | H | Wright St. | 79 71 | | | | |

Non-Div I Games:

Iowa St.

■ Loss,
 ■ Non-Conf, S Site,
 ■ Home
 ■ Away
 N Neutral

| | | | | | | | | | | |
|-------------------|----------|-----------|----------------|------------|-------------|---------------|------|------|-------|-----------|
| Average RPI Win: | 265 | WON-LOST | WINNING | LAST 10 | STRENGTH OF | OPP. STRENGTH | TEAM | ADJ. | CONF. | ADJ CONF. |
| Average RPI Loss: | 100 | RECORD | PCT. RANK | GAMES | SCHEDULE | OF SCHEDULE | RPI | RPI | RPI | RPI |
| DIV. I ONLY | 9- 8 | 160 | 8-2 | 238 | 187 | 170 | 170 | 31 | 31 | |
| DIV. I NON-CONF. | 2- 8 | 295 | 1-2 | 72 | 52 | 204 | 204 | 29 | 29 | |
| TOTALS | RPI 1-25 | RPI 26-50 | W-L RECORDS | RPI 51-100 | RPI 101-150 | RPI 150+ | | | | |
| 9- 8 | 0- 2 | 0- 0 | OVERALL | 0- 3 | 2- 1 | 7- 2 | | | | |
| 6- 1 | 0- 1 | 0- 0 | HOME | 0- 0 | 2- 0 | 4- 0 | | | | |
| 3- 7 | 0- 1 | 0- 0 | AWAY | 0- 3 | 0- 1 | 3- 2 | | | | |
| 0- 0 | 0- 0 | 0- 0 | NEUTRAL | 0- 0 | 0- 0 | 0- 0 | | | | |
| 2- 8 | 0- 2 | 0- 0 | NON-CONFERENCE | 0- 3 | 1- 1 | 1- 2 | | | | |
| 1- 1 | 0- 1 | 0- 0 | HOME | 0- 0 | 1- 0 | 0- 0 | | | | |
| 1- 7 | 0- 1 | 0- 0 | AWAY | 0- 3 | 0- 1 | 1- 2 | | | | |
| 0- 0 | 0- 0 | 0- 0 | NEUTRAL | 0- 0 | 0- 0 | 0- 0 | | | | |
| 7- 0 | 0- 0 | 0- 0 | CONFERENCE | 0- 0 | 1- 0 | 6- 0 | | | | |
| 5- 0 | 0- 0 | 0- 0 | HOME | 0- 0 | 1- 0 | 4- 0 | | | | |
| 2- 0 | 0- 0 | 0- 0 | AWAY | 0- 0 | 0- 0 | 2- 0 | | | | |
| 0- 0 | 0- 0 | 0- 0 | NEUTRAL | 0- 0 | 0- 0 | 0- 0 | | | | |

| RPI 1-25 | | | | RPI 26-50 | | | | RPI 51-100 | | | | RPI 101+ | | | | Team's RPI: 170 | |
|--------------------|---|-----------------|-------|-----------|---|--------------|-------|------------|---|--------------|-------|----------|---|------------------|-------|-----------------|--|
| RPI | S | Opponent | Score | RPI | S | Opponent | Score | RPI | S | Opponent | Score | RPI | S | Opponent | Score | | |
| 11 | H | Mississippi St. | 53 92 | | | | | 53 | A | Bradley | 69 78 | 105 | H | Texas Southern | 81 79 | | |
| 14 | A | Indiana | 51 91 | | | | | 63 | A | Miami (FL) | 68 83 | 125 | A | Tulane | 46 82 | | |
| | | | | | | | | 93 | A | Illinois St. | 55 77 | 128 | H | Louisiana | 65 54 | | |
| | | | | | | | | | | | | 207 | A | Central Ark. | 54 57 | | |
| | | | | | | | | | | | | 231 | A | Southeastern La. | 59 63 | | |
| | | | | | | | | | | | | 258 | A | Southern U. | 72 51 | | |
| | | | | | | | | | | | | 266 | H | Alabama A&M | 67 53 | | |
| | | | | | | | | | | | | 302 | H | Prairie View | 53 49 | | |
| | | | | | | | | | | | | 319 | A | Alcorn | 83 67 | | |
| | | | | | | | | | | | | 321 | H | Alabama St. | 94 62 | | |
| | | | | | | | | | | | | 340 | H | Grambling | 61 46 | | |
| | | | | | | | | | | | | 342 | A | Northwestern St. | 66 49 | | |
| LAST 10 Division I | | | | | | | | | | | | | | | | | |
| 340 | H | Grambling | 61 46 | 266 | H | Alabama A&M | 67 53 | | | | | | | | | | |
| 302 | H | Prairie View | 53 49 | 321 | H | Alabama St. | 94 62 | | | | | | | | | | |
| 105 | H | Texas Southern | 81 79 | 128 | H | Louisiana | 65 54 | | | | | | | | | | |
| 258 | A | Southern U. | 72 51 | 93 | A | Illinois St. | 55 77 | | | | | | | | | | |
| 319 | A | Alcorn | 83 67 | 53 | A | Bradley | 69 78 | | | | | | | | | | |

Non-Div I Games:

Jackson St.

■ Loss,
 ■ Non-Conf, S Site,
 ■ Home
 ■ Away
 N Neutral

Jacksonville

Through Games Of Jan. 26, 2020

| | | | | | | | | | | |
|-------------------|----------|-----------|----------------|------------|-------------|---------------|------|------|-------|-----------|
| Average RPI Win: | 303 | WON-LOST | WINNING | LAST 10 | STRENGTH OF | OPP. STRENGTH | TEAM | ADJ. | CONF. | ADJ CONF. |
| Average RPI Loss: | 102 | RECORD | PCT. RANK | GAMES | SCHEDULE | OF SCHEDULE | RPI | RPI | RPI | RPI |
| DIV. I ONLY | 9- 8 | 160 | 7-3 | 280 | 254 | 211 | 211 | 16 | 16 | |
| DIV. I NON-CONF. | 6- 5 | 151 | 4-0 | 285 | 303 | 213 | 213 | 15 | 15 | |
| TOTALS | RPI 1-25 | RPI 26-50 | W-L RECORDS | RPI 51-100 | RPI 101-150 | RPI 150+ | | | | |
| 9- 8 | 0- 1 | 0- 1 | OVERALL | 0- 2 | 0- 1 | 9- 3 | | | | |
| 5- 3 | 0- 0 | 0- 0 | HOME | 0- 1 | 0- 0 | 5- 2 | | | | |
| 4- 5 | 0- 1 | 0- 1 | AWAY | 0- 1 | 0- 1 | 4- 1 | | | | |
| 0- 0 | 0- 0 | 0- 0 | NEUTRAL | 0- 0 | 0- 0 | 0- 0 | | | | |
| 6- 5 | 0- 1 | 0- 1 | NON-CONFERENCE | 0- 1 | 0- 0 | 6- 2 | | | | |
| 3- 2 | 0- 0 | 0- 0 | HOME | 0- 0 | 0- 0 | 3- 2 | | | | |
| 3- 3 | 0- 1 | 0- 1 | AWAY | 0- 1 | 0- 0 | 3- 0 | | | | |
| 0- 0 | 0- 0 | 0- 0 | NEUTRAL | 0- 0 | 0- 0 | 0- 0 | | | | |
| 3- 3 | 0- 0 | 0- 0 | CONFERENCE | 0- 1 | 0- 1 | 3- 1 | | | | |
| 2- 1 | 0- 0 | 0- 0 | HOME | 0- 1 | 0- 0 | 2- 0 | | | | |
| 1- 2 | 0- 0 | 0- 0 | AWAY | 0- 0 | 0- 1 | 1- 1 | | | | |
| 0- 0 | 0- 0 | 0- 0 | NEUTRAL | 0- 0 | 0- 0 | 0- 0 | | | | |

| RPI 1-25 | | | | RPI 26-50 | | | | RPI 51-100 | | | | RPI 101+ Team's RPI: 211 | | | |
|--------------------|---|---------------|-------|-----------|---|------------------|-------|------------|---|---------------|-------|--------------------------|---|------------------|-------|
| RPI | S | Opponent | Score | RPI | S | Opponent | Score | RPI | S | Opponent | Score | RPI | S | Opponent | Score |
| 16 | A | Florida St. | 41 75 | 43 | A | Colorado | 44 66 | 78 | A | South Fla. | 39 70 | 108 | A | Liberty | 76 85 |
| | | | | | | | | 86 | H | North Florida | 64 70 | 151 | H | Bethune-Cookman | 52 53 |
| | | | | | | | | | | | | 156 | A | North Ala. | 65 76 |
| | | | | | | | | | | | | 174 | H | Norfolk St. | 64 71 |
| | | | | | | | | | | | | 235 | A | Kennesaw St. | 93 83 |
| | | | | | | | | | | | | 243 | H | Stetson | 57 52 |
| | | | | | | | | | | | | 295 | H | Nicholls St. | 72 55 |
| | | | | | | | | | | | | 298 | H | FIU | 77 52 |
| | | | | | | | | | | | | 309 | A | Jacksonville St. | 55 40 |
| | | | | | | | | | | | | 328 | A | Mercer | 87 83 |
| | | | | | | | | | | | | 329 | H | NJIT | 88 67 |
| | | | | | | | | | | | | 341 | H | USC Upstate | 87 43 |
| | | | | | | | | | | | | 350 | A | Florida A&M | 88 54 |
| LAST 10 Division I | | | | | | | | | | | | | | | |
| 235 | A | Kennesaw St. | 93 83 | 156 | A | North Ala. | 65 76 | 328 | A | Mercer | 87 83 | | | | |
| 86 | H | North Florida | 64 70 | 309 | A | Jacksonville St. | 55 40 | 350 | A | Florida A&M | 88 54 | | | | |
| 243 | H | Stetson | 57 52 | 298 | H | FIU | 77 52 | | | | | | | | |
| 329 | H | NJIT | 88 67 | | | | | | | | | | | | |
| 108 | A | Liberty | 76 85 | | | | | | | | | | | | |

Non-Div I Games: Thomas (GA) 94 36 Johnson (FL) 114 35

Jacksonville

Loss, Non-Conf, S Site, H Home A Away N Neutral

Jacksonville St.

Through Games Of Jan. 26, 2020

| | | | | | | | | | | |
|-------------------|----------|-----------|----------------|------------|-------------|---------------|------|------|-------|-----------|
| Average RPI Win: | 283 | WON-LOST | WINNING | LAST 10 | STRENGTH OF | OPP. STRENGTH | TEAM | ADJ. | CONF. | ADJ CONF. |
| Average RPI Loss: | 203 | RECORD | PCT. RANK | GAMES | SCHEDULE | OF SCHEDULE | RPI | RPI | RPI | RPI |
| DIV. I ONLY | 6- 11 | 247 | 4-6 | 334 | 291 | 309 | 309 | 18 | 18 | |
| DIV. I NON-CONF. | 2- 7 | 288 | 0-2 | 316 | 286 | 338 | 338 | 22 | 22 | |
| TOTALS | RPI 1-25 | RPI 26-50 | W-L RECORDS | RPI 51-100 | RPI 101-150 | RPI 150+ | | | | |
| 6- 11 | 0- 0 | 0- 0 | OVERALL | 0- 2 | 0- 1 | 6- 8 | | | | |
| 4- 3 | 0- 0 | 0- 0 | HOME | 0- 0 | 0- 0 | 4- 3 | | | | |
| 2- 6 | 0- 0 | 0- 0 | AWAY | 0- 2 | 0- 1 | 2- 3 | | | | |
| 0- 2 | 0- 0 | 0- 0 | NEUTRAL | 0- 0 | 0- 0 | 0- 2 | | | | |
| 2- 7 | 0- 0 | 0- 0 | NON-CONFERENCE | 0- 2 | 0- 1 | 2- 4 | | | | |
| 2- 1 | 0- 0 | 0- 0 | HOME | 0- 0 | 0- 0 | 2- 1 | | | | |
| 0- 4 | 0- 0 | 0- 0 | AWAY | 0- 2 | 0- 1 | 0- 1 | | | | |
| 0- 2 | 0- 0 | 0- 0 | NEUTRAL | 0- 0 | 0- 0 | 0- 2 | | | | |
| 4- 4 | 0- 0 | 0- 0 | CONFERENCE | 0- 0 | 0- 0 | 4- 4 | | | | |
| 2- 2 | 0- 0 | 0- 0 | HOME | 0- 0 | 0- 0 | 2- 2 | | | | |
| 2- 2 | 0- 0 | 0- 0 | AWAY | 0- 0 | 0- 0 | 2- 2 | | | | |
| 0- 0 | 0- 0 | 0- 0 | NEUTRAL | 0- 0 | 0- 0 | 0- 0 | | | | |

| RPI 1-25 | | | | RPI 26-50 | | | | RPI 51-100 | | | | RPI 101+ | | | | Team's RPI: 309 | |
|--------------------|---|----------|-------|-----------|---|--------------|-------|------------|---|------------|-------|--------------|-----|----------|--------------|-----------------|----|
| RPI | S | Opponent | Score | RPI | S | Opponent | Score | RPI | S | Opponent | Score | RPI | S | Opponent | Score | | |
| | | | | | | | | 66 | A | Troy | 64 | 94 | 144 | A | Auburn | 53 | 62 |
| | | | | | | | | 83 | A | Vanderbilt | 66 | 88 | 175 | H | Austin Peay | 57 | 63 |
| | | | | | | | | | | | | | 211 | H | Jacksonville | 40 | 55 |
| | | | | | | | | | | | | | 218 | H | Murray St. | 68 | 51 |
| | | | | | | | | | | | | | 228 | N | Northern Ky. | 63 | 66 |
| | | | | | | | | | | | | | 242 | A | Eastern Ill. | 52 | 55 |
| | | | | | | | | | | | | | 244 | A | Morehead St. | 48 | 67 |
| | | | | | | | | | | | | | 244 | H | Morehead St. | 55 | 69 |
| | | | | | | | | | | | | | 260 | H | Lipscomb | 65 | 63 |
| | | | | | | | | | | | | | 273 | N | Oakland | 55 | 61 |
| | | | | | | | | | | | | | 276 | A | Eastern Ky. | 43 | 33 |
| | | | | | | | | | | | | | 276 | H | Eastern Ky. | 68 | 54 |
| | | | | | | | | | | | | | 320 | A | SIUE | 53 | 44 |
| | | | | | | | | | | | | | 321 | A | Alabama St. | 63 | 68 |
| | | | | | | | | | | | | | 350 | H | Florida A&M | 72 | 67 |
| LAST 10 Division I | | | | | | | | | | | | | | | | | |
| | | | | 244 | H | Morehead St. | 55 | 69 | | 218 | H | Murray St. | 68 | 51 | | | |
| | | | | 276 | H | Eastern Ky. | 68 | 54 | | 276 | A | Eastern Ky. | 43 | 33 | | | |
| | | | | 320 | A | SIUE | 53 | 44 | | 244 | A | Morehead St. | 48 | 67 | | | |
| | | | | 242 | A | Eastern Ill. | 52 | 55 | | 144 | A | Auburn | 53 | 62 | | | |
| | | | | 175 | H | Austin Peay | 57 | 63 | | 211 | H | Jacksonville | 40 | 55 | | | |

Non-Div I Games: Clark Atlanta 75 46 Fort Valley St. 87 65

Jacksonville St.

Loss, Non-Conf, S Site, H Home A Away N Neutral

| | | | | | | | | | | |
|-------------------|----------|-----------|----------------|------------|-------------|---------------|------|------|-------|-----------|
| Average RPI Win: | 172 | WON-LOST | WINNING | LAST 10 | STRENGTH OF | OPP. STRENGTH | TEAM | ADJ. | CONF. | ADJ CONF. |
| Average RPI Loss: | 73 | RECORD | PCT. RANK | GAMES | SCHEDULE | OF SCHEDULE | RPI | RPI | RPI | RPI |
| DIV. I ONLY | 15- 3 | 25 | 9-1 | 161 | 64 | 45 | 45 | 14 | 14 | |
| DIV. I NON-CONF. | 9- 2 | 38 | 3-0 | 108 | 6 | 30 | 30 | 14 | 14 | |
| TOTALS | RPI 1-25 | RPI 26-50 | W-L RECORDS | RPI 51-100 | RPI 101-150 | RPI 150+ | | | | |
| 15- 3 | 0- 1 | 1- 1 | OVERALL | 2- 0 | 4- 0 | 8- 1 | | | | |
| 9- 1 | 0- 1 | 1- 0 | HOME | 0- 0 | 3- 0 | 5- 0 | | | | |
| 5- 2 | 0- 0 | 0- 1 | AWAY | 1- 0 | 1- 0 | 3- 1 | | | | |
| 1- 0 | 0- 0 | 0- 0 | NEUTRAL | 1- 0 | 0- 0 | 0- 0 | | | | |
| 9- 2 | 0- 1 | 1- 1 | NON-CONFERENCE | 2- 0 | 3- 0 | 3- 0 | | | | |
| 5- 1 | 0- 1 | 1- 0 | HOME | 0- 0 | 2- 0 | 2- 0 | | | | |
| 3- 1 | 0- 0 | 0- 1 | AWAY | 1- 0 | 1- 0 | 1- 0 | | | | |
| 1- 0 | 0- 0 | 0- 0 | NEUTRAL | 1- 0 | 0- 0 | 0- 0 | | | | |
| 6- 1 | 0- 0 | 0- 0 | CONFERENCE | 0- 0 | 1- 0 | 5- 1 | | | | |
| 4- 0 | 0- 0 | 0- 0 | HOME | 0- 0 | 1- 0 | 3- 0 | | | | |
| 2- 1 | 0- 0 | 0- 0 | AWAY | 0- 0 | 0- 0 | 2- 1 | | | | |
| 0- 0 | 0- 0 | 0- 0 | NEUTRAL | 0- 0 | 0- 0 | 0- 0 | | | | |

| RPI 1-25 | | | | RPI 26-50 | | | | Team's RPI: 45 | | | | RPI 51-100 | | | | RPI 101+ | | | |
|--------------------|---|--------------------|-------|-----------|---|-------------------|-------|----------------|---|-----------|-------|------------|---|--------------------|-------|----------|---|----------|-------|
| RPI | S | Opponent | Score | RPI | S | Opponent | Score | RPI | S | Opponent | Score | RPI | S | Opponent | Score | RPI | S | Opponent | Score |
| 8 | H | Maryland | 68 70 | 34 | A | Virginia | 49 55 | 58 | N | UCF | 46 43 | 108 | H | Liberty | 76 53 | | | | |
| | | | | 42 | H | St. John's (NY) | 76 73 | 88 | A | Villanova | 56 52 | 133 | H | Northeastern | 67 54 | | | | |
| | | | | | | | | | | | | 138 | H | Robert Morris | 59 32 | | | | |
| | | | | | | | | | | | | 146 | A | George Washington | 69 50 | | | | |
| | | | | | | | | | | | | 153 | H | Elon | 61 48 | | | | |
| | | | | | | | | | | | | 157 | H | William & Mary | 84 70 | | | | |
| | | | | | | | | | | | | 178 | A | Towson | 75 76 | | | | |
| | | | | | | | | | | | | 221 | A | Georgetown | 66 59 | | | | |
| | | | | | | | | | | | | 241 | A | Col. of Charleston | 87 53 | | | | |
| | | | | | | | | | | | | 254 | A | UNCW | 66 58 | | | | |
| | | | | | | | | | | | | 259 | H | Delaware St. | 83 64 | | | | |
| | | | | | | | | | | | | 270 | H | Longwood | 93 53 | | | | |
| | | | | | | | | | | | | 305 | H | Hofstra | 92 50 | | | | |
| LAST 10 Division I | | | | | | | | | | | | | | | | | | | |
| 133 | H | Northeastern | 67 54 | 153 | H | Elon | 61 48 | | | | | | | | | | | | |
| 305 | H | Hofstra | 92 50 | 157 | H | William & Mary | 84 70 | | | | | | | | | | | | |
| 241 | A | Col. of Charleston | 87 53 | 138 | H | Robert Morris | 59 32 | | | | | | | | | | | | |
| 254 | A | UNCW | 66 58 | 146 | A | George Washington | 69 50 | | | | | | | | | | | | |
| 178 | A | Towson | 75 76 | 259 | H | Delaware St. | 83 64 | | | | | | | | | | | | |

Non-Div I Games:

James Madison

■ Loss,
 ■ Non-Conf, S Site,
 ■ Home
 ■ Away
 N Neutral

Kansas

Through Games Of Jan. 26, 2020

| | | | | | | | | | | |
|-------------------|----------|-----------|----------------|------------|-------------|---------------|------|------|-------|-----------|
| Average RPI Win: | 214 | WON-LOST | WINNING | LAST 10 | STRENGTH OF | OPP. STRENGTH | TEAM | ADJ. | CONF. | ADJ CONF. |
| Average RPI Loss: | 35 | RECORD | PCT. RANK | GAMES | SCHEDULE | OF SCHEDULE | RPI | RPI | RPI | RPI |
| DIV. I ONLY | 12- 6 | 76 | 4-6 | 95 | 85 | 82 | 82 | 3 | 3 | |
| DIV. I NON-CONF. | 11- 0 | 1 | 3-0 | 302 | 204 | 60 | 60 | 4 | 4 | |
| TOTALS | RPI 1-25 | RPI 26-50 | W-L RECORDS | RPI 51-100 | RPI 101-150 | RPI 150+ | | | | |
| 12- 6 | 0- 2 | 0- 3 | OVERALL | 1- 1 | 2- 0 | 9- 0 | | | | |
| 9- 2 | 0- 1 | 0- 1 | HOME | 0- 0 | 1- 0 | 8- 0 | | | | |
| 2- 4 | 0- 1 | 0- 2 | AWAY | 1- 1 | 0- 0 | 1- 0 | | | | |
| 1- 0 | 0- 0 | 0- 0 | NEUTRAL | 0- 0 | 1- 0 | 0- 0 | | | | |
| 11- 0 | 0- 0 | 0- 0 | NON-CONFERENCE | 1- 0 | 2- 0 | 8- 0 | | | | |
| 8- 0 | 0- 0 | 0- 0 | HOME | 0- 0 | 1- 0 | 7- 0 | | | | |
| 2- 0 | 0- 0 | 0- 0 | AWAY | 1- 0 | 0- 0 | 1- 0 | | | | |
| 1- 0 | 0- 0 | 0- 0 | NEUTRAL | 0- 0 | 1- 0 | 0- 0 | | | | |
| 1- 6 | 0- 2 | 0- 3 | CONFERENCE | 0- 1 | 0- 0 | 1- 0 | | | | |
| 1- 2 | 0- 1 | 0- 1 | HOME | 0- 0 | 0- 0 | 1- 0 | | | | |
| 0- 4 | 0- 1 | 0- 2 | AWAY | 0- 1 | 0- 0 | 0- 0 | | | | |
| 0- 0 | 0- 0 | 0- 0 | NEUTRAL | 0- 0 | 0- 0 | 0- 0 | | | | |

| RPI | S | Opponent | Score | RPI | S | Opponent | Score | RPI | S | Opponent | Score | RPI | S | Opponent | Score |
|--------------------|---|------------|-------|-----|---|-------------------|-------|-----|---|-------------|-------|-----|---|-------------------|-------|
| 9 | H | Baylor | 47 90 | 35 | A | Texas | 77 85 | 59 | A | Iowa St. | 67 89 | 130 | H | Florida | 76 66 |
| 23 | A | TCU | 59 73 | 39 | H | West Virginia | 49 68 | 98 | A | Saint Louis | 68 60 | 139 | N | Wright St. | 74 63 |
| | | | | 46 | A | Oklahoma St. | 49 67 | | | | | 154 | H | Texas Tech | 67 50 |
| | | | | | | | | | | | | 167 | A | Fla. Atlantic | 90 60 |
| | | | | | | | | | | | | 177 | H | Saint Mary's (CA) | 86 81 |
| | | | | | | | | | | | | 220 | H | UMass Lowell | 79 44 |
| | | | | | | | | | | | | 269 | H | Indiana St. | 84 72 |
| | | | | | | | | | | | | 284 | H | Wofford | 83 64 |
| | | | | | | | | | | | | 293 | H | Texas St. | 68 48 |
| | | | | | | | | | | | | 300 | H | Omaha | 63 48 |
| | | | | | | | | | | | | 338 | H | UIC | 91 50 |
| LAST 10 Division I | | | | | | | | | | | | | | | |
| 59 | A | Iowa St. | 67 89 | 39 | H | West Virginia | 49 68 | | | | | | | | |
| 35 | A | Texas | 77 85 | 46 | A | Oklahoma St. | 49 67 | | | | | | | | |
| 154 | H | Texas Tech | 67 50 | 284 | H | Wofford | 83 64 | | | | | | | | |
| 9 | H | Baylor | 47 90 | 98 | A | Saint Louis | 68 60 | | | | | | | | |
| 23 | A | TCU | 59 73 | 177 | H | Saint Mary's (CA) | 86 81 | | | | | | | | |

Non-Div I Games:

Kansas

Loss, Non-Conf, S Site, H Home A Away N Neutral

| | | | | | | | | | | |
|-------------------|----------|-----------|----------------|------------|-------------|---------------|------|------|-------|-----------|
| Average RPI Win: | 243 | WON-LOST | WINNING | LAST 10 | STRENGTH OF | OPP. STRENGTH | TEAM | ADJ. | CONF. | ADJ CONF. |
| Average RPI Loss: | 65 | RECORD | PCT. RANK | GAMES | SCHEDULE | OF SCHEDULE | RPI | RPI | RPI | RPI |
| DIV. I ONLY | 8- 9 | 193 | 4-6 | 98 | 79 | 169 | 169 | 3 | 3 | |
| DIV. I NON-CONF. | 6- 5 | 151 | 2-2 | 238 | 198 | 203 | 203 | 4 | 4 | |
| TOTALS | RPI 1-25 | RPI 26-50 | W-L RECORDS | RPI 51-100 | RPI 101-150 | RPI 150+ | | | | |
| 8- 9 | 0- 1 | 1- 4 | OVERALL | 0- 3 | 0- 0 | 7- 1 | | | | |
| 6- 4 | 0- 0 | 1- 3 | HOME | 0- 1 | 0- 0 | 5- 0 | | | | |
| 2- 3 | 0- 1 | 0- 1 | AWAY | 0- 1 | 0- 0 | 2- 0 | | | | |
| 0- 2 | 0- 0 | 0- 0 | NEUTRAL | 0- 1 | 0- 0 | 0- 1 | | | | |
| 6- 5 | 0- 1 | 0- 1 | NON-CONFERENCE | 0- 2 | 0- 0 | 6- 1 | | | | |
| 5- 1 | 0- 0 | 0- 0 | HOME | 0- 1 | 0- 0 | 5- 0 | | | | |
| 1- 2 | 0- 1 | 0- 1 | AWAY | 0- 0 | 0- 0 | 1- 0 | | | | |
| 0- 2 | 0- 0 | 0- 0 | NEUTRAL | 0- 1 | 0- 0 | 0- 1 | | | | |
| 2- 4 | 0- 0 | 1- 3 | CONFERENCE | 0- 1 | 0- 0 | 1- 0 | | | | |
| 1- 3 | 0- 0 | 1- 3 | HOME | 0- 0 | 0- 0 | 0- 0 | | | | |
| 1- 1 | 0- 0 | 0- 0 | AWAY | 0- 1 | 0- 0 | 1- 0 | | | | |
| 0- 0 | 0- 0 | 0- 0 | NEUTRAL | 0- 0 | 0- 0 | 0- 0 | | | | |

| RPI 1-25 | | | RPI 26-50 | | | RPI 51-100 | | | RPI 101+ | | | Team's RPI: 169 |
|--------------------|---|----------|-----------|-----|---|---------------|-------|-----|----------|---------------|-------|----------------------------|
| RPI | S | Opponent | Score | RPI | S | Opponent | Score | RPI | S | Opponent | Score | |
| 2 | A | Oregon | 51 89 | 35 | H | Texas | 63 71 | 59 | A | Iowa St. | 59 73 | 154 A Texas Tech 76 72 |
| | | | | 38 | H | Oklahoma | 92 74 | 94 | N | Michigan St. | 60 65 | 160 N Memphis 68 72 |
| | | | | 39 | H | West Virginia | 63 74 | 99 | H | UT Arlington | 53 57 | 227 A UMKC 74 67 |
| | | | | 46 | H | Oklahoma St. | 63 70 | | | | | 251 H Oral Roberts 109 69 |
| | | | | 47 | A | Arkansas | 72 81 | | | | | 300 H Omaha 73 48 |
| | | | | | | | | | | | | 311 H Incarnate Word 85 41 |
| | | | | | | | | | | | | 324 H UTRGV 79 66 |
| | | | | | | | | | | | | 338 H UIC 84 40 |
| LAST 10 Division I | | | | | | | | | | | | |
| | | | | 38 | H | Oklahoma | 92 74 | 39 | H | West Virginia | 63 74 | |
| | | | | 59 | A | Iowa St. | 59 73 | 324 | H | UTRGV | 79 66 | |
| | | | | 35 | H | Texas | 63 71 | 2 | A | Oregon | 51 89 | |
| | | | | 46 | H | Oklahoma St. | 63 70 | 227 | A | UMKC | 74 67 | |
| | | | | 154 | A | Texas Tech | 76 72 | 47 | A | Arkansas | 72 81 | |

Non-Div I Games:

Kansas St.

■ Loss,
 ■ Non-Conf,
 ■ S Site,
 ■ H Home
 ■ A Away
 N Neutral

Kennesaw St.

Through Games Of Jan. 26, 2020

| | | | | | | | | | | |
|-------------------|----------|-----------|----------------|------------|-------------|---------------|------|------|-------|-----------|
| Average RPI Win: | 276 | WON-LOST | WINNING | LAST 10 | STRENGTH OF | OPP. STRENGTH | TEAM | ADJ. | CONF. | ADJ CONF. |
| Average RPI Loss: | 137 | RECORD | PCT. RANK | GAMES | SCHEDULE | OF SCHEDULE | RPI | RPI | RPI | RPI |
| DIV. I ONLY | 7- 9 | 218 | 3-7 | 283 | 164 | 235 | 235 | 16 | 16 | |
| DIV. I NON-CONF. | 5- 5 | 164 | 1-3 | 270 | 228 | 195 | 195 | 15 | 15 | |
| TOTALS | RPI 1-25 | RPI 26-50 | W-L RECORDS | RPI 51-100 | RPI 101-150 | RPI 150+ | | | | |
| 7- 9 | 0- 0 | 0- 1 | OVERALL | 0- 3 | 0- 2 | 7- 3 | | | | |
| 2- 4 | 0- 0 | 0- 0 | HOME | 0- 2 | 0- 0 | 2- 2 | | | | |
| 4- 5 | 0- 0 | 0- 1 | AWAY | 0- 1 | 0- 2 | 4- 1 | | | | |
| 1- 0 | 0- 0 | 0- 0 | NEUTRAL | 0- 0 | 0- 0 | 1- 0 | | | | |
| 5- 5 | 0- 0 | 0- 0 | NON-CONFERENCE | 0- 2 | 0- 2 | 5- 1 | | | | |
| 2- 1 | 0- 0 | 0- 0 | HOME | 0- 1 | 0- 0 | 2- 0 | | | | |
| 2- 4 | 0- 0 | 0- 0 | AWAY | 0- 1 | 0- 2 | 2- 1 | | | | |
| 1- 0 | 0- 0 | 0- 0 | NEUTRAL | 0- 0 | 0- 0 | 1- 0 | | | | |
| 2- 4 | 0- 0 | 0- 1 | CONFERENCE | 0- 1 | 0- 0 | 2- 2 | | | | |
| 0- 3 | 0- 0 | 0- 0 | HOME | 0- 1 | 0- 0 | 0- 2 | | | | |
| 2- 1 | 0- 0 | 0- 1 | AWAY | 0- 0 | 0- 0 | 2- 0 | | | | |
| 0- 0 | 0- 0 | 0- 0 | NEUTRAL | 0- 0 | 0- 0 | 0- 0 | | | | |

| RPI S | Opponent | Score | RPI S | Opponent | Score | RPI S | Opponent | Score | RPI S | Opponent | Score | Team's RPI: 235 |
|--------------------|----------|-------|--------------------|----------|-------|--------------------|----------|-------|--------------------|----------|-------|-----------------|
| | | | 31 A FGCU | | 63 80 | 56 H Georgia Tech | | 47 63 | 109 A Duquesne | | 72 75 | |
| | | | | | | 75 A Georgia | | 65 80 | 142 A Campbell | | 51 63 | |
| | | | | | | 86 H North Florida | | 55 64 | 165 H Samford | | 60 55 | |
| | | | | | | | | | 211 H Jacksonville | | 83 93 | |
| | | | | | | | | | 243 H Stetson | | 61 67 | |
| | | | | | | | | | 254 A UNCW | | 58 56 | |
| | | | | | | | | | 260 A Lipscomb | | 74 66 | |
| | | | | | | | | | 277 A Navy | | 62 82 | |
| | | | | | | | | | 291 A Ga. Southern | | 95 69 | |
| | | | | | | | | | 306 N UMBC | | 59 44 | |
| | | | | | | | | | 328 H Mercer | | 92 64 | |
| | | | | | | | | | 329 A NJIT | | 77 64 | |
| LAST 10 Division I | | | | | | | | | | | | |
| | | | 211 H Jacksonville | | 83 93 | 243 H Stetson | | 61 67 | | | | |
| | | | 31 A FGCU | | 63 80 | 109 A Duquesne | | 72 75 | | | | |
| | | | 329 A NJIT | | 77 64 | 56 H Georgia Tech | | 47 63 | | | | |
| | | | 260 A Lipscomb | | 74 66 | 306 N UMBC | | 59 44 | | | | |
| | | | 86 H North Florida | | 55 64 | 277 A Navy | | 62 82 | | | | |

Non-Div I Games: Middle Ga. St. 88 49

Kennesaw St.

Loss, Non-Conf, S Site, H Home A Away N Neutral

| | | | | | | | | | | |
|-------------------|----------|-----------|----------------|------------|-------------|---------------|------|------|-------|-----------|
| Average RPI Win: | 207 | WON-LOST | WINNING | LAST 10 | STRENGTH OF | OPP. STRENGTH | TEAM | ADJ. | CONF. | ADJ CONF. |
| Average RPI Loss: | 69 | RECORD | PCT. RANK | GAMES | SCHEDULE | OF SCHEDULE | RPI | RPI | RPI | RPI |
| DIV. I ONLY | 9- 7 | 139 | 5-5 | 108 | 114 | 111 | 111 | 10 | 10 | |
| DIV. I NON-CONF. | 6- 4 | 123 | 2-2 | 106 | 99 | 100 | 100 | 10 | 10 | |
| TOTALS | RPI 1-25 | RPI 26-50 | W-L RECORDS | RPI 51-100 | RPI 101-150 | RPI 150+ | | | | |
| 9- 7 | 0- 1 | 0- 2 | OVERALL | 0- 3 | 3- 0 | 6- 1 | | | | |
| 3- 3 | 0- 1 | 0- 0 | HOME | 0- 1 | 2- 0 | 1- 1 | | | | |
| 4- 2 | 0- 0 | 0- 1 | AWAY | 0- 1 | 1- 0 | 3- 0 | | | | |
| 2- 2 | 0- 0 | 0- 1 | NEUTRAL | 0- 1 | 0- 0 | 2- 0 | | | | |
| 6- 4 | 0- 1 | 0- 2 | NON-CONFERENCE | 0- 1 | 2- 0 | 4- 0 | | | | |
| 2- 1 | 0- 1 | 0- 0 | HOME | 0- 0 | 1- 0 | 1- 0 | | | | |
| 2- 1 | 0- 0 | 0- 1 | AWAY | 0- 0 | 1- 0 | 1- 0 | | | | |
| 2- 2 | 0- 0 | 0- 1 | NEUTRAL | 0- 1 | 0- 0 | 2- 0 | | | | |
| 3- 3 | 0- 0 | 0- 0 | CONFERENCE | 0- 2 | 1- 0 | 2- 1 | | | | |
| 1- 2 | 0- 0 | 0- 0 | HOME | 0- 1 | 1- 0 | 0- 1 | | | | |
| 2- 1 | 0- 0 | 0- 0 | AWAY | 0- 1 | 0- 0 | 2- 0 | | | | |
| 0- 0 | 0- 0 | 0- 0 | NEUTRAL | 0- 0 | 0- 0 | 0- 0 | | | | |

| RPI 1-25 | | | | RPI 26-50 | | | | RPI 51-100 | | | | RPI 101+ Team's RPI: 111 | | | |
|--------------------|---|---------------|-------|-----------|---|-----------------|-------|------------|---|----------|-------|--------------------------|---|-------------------|-------|
| RPI | S | Opponent | Score | RPI | S | Opponent | Score | RPI | S | Opponent | Score | RPI | S | Opponent | Score |
| 25 | H | Ohio St. | 65 75 | 29 | A | Purdue | 64 77 | 65 | A | Ball St. | 62 66 | 109 | A | Duquesne | 77 75 |
| | | | | 48 | N | Michigan | 53 88 | 66 | N | Troy | 64 71 | 132 | H | Western Mich. | 75 63 |
| | | | | | | | | 68 | H | Buffalo | 44 57 | 138 | H | Robert Morris | 82 81 |
| | | | | | | | | | | | | 179 | H | Eastern Mich. | 69 74 |
| | | | | | | | | | | | | 189 | A | Miami (OH) | 78 75 |
| | | | | | | | | | | | | 201 | A | Northern Ill. | 79 71 |
| | | | | | | | | | | | | 210 | A | Youngstown St. | 82 73 |
| | | | | | | | | | | | | 283 | H | St. Bonaventure | 81 58 |
| | | | | | | | | | | | | 291 | N | Ga. Southern | 62 48 |
| | | | | | | | | | | | | 308 | N | Purdue Fort Wayne | 75 67 |
| LAST 10 Division I | | | | | | | | | | | | | | | |
| 68 | H | Buffalo | 44 57 | 65 | A | Ball St. | 62 66 | | | | | | | | |
| 189 | A | Miami (OH) | 78 75 | 66 | N | Troy | 64 71 | | | | | | | | |
| 201 | A | Northern Ill. | 79 71 | 291 | N | Ga. Southern | 62 48 | | | | | | | | |
| 132 | H | Western Mich. | 75 63 | 29 | A | Purdue | 64 77 | | | | | | | | |
| 179 | H | Eastern Mich. | 69 74 | 283 | H | St. Bonaventure | 81 58 | | | | | | | | |

Non-Div I Games: Hiram

92 36

Kent St.

Kentucky

Through Games Of Jan. 26, 2020

| Average RPI Win: 147 | | WON-LOST | WINNING | LAST 10 | STRENGTH OF | OPP. STRENGTH | TEAM | ADJ. | CONF. | ADJ CONF. |
|----------------------|------|----------|-----------|----------------|-------------|---------------|------------|-------------|----------|-----------|
| Average RPI Loss: 9 | | RECORD | PCT. RANK | GAMES | SCHEDULE | OF SCHEDULE | RPI | RPI | RPI | RPI |
| DIV. I ONLY | | 15- 3 | 25 | 7-3 | 37 | 40 | 20 | 20 | 4 | 4 |
| DIV. I NON-CONF. | | 11- 1 | 13 | 3-1 | 182 | 50 | 48 | 48 | 5 | 5 |
| TOTALS | | RPI 1-25 | RPI 26-50 | | W-L RECORDS | | RPI 51-100 | RPI 101-150 | RPI 150+ | |
| 15- 3 | 1- 3 | 1- 0 | | OVERALL | | 4- 0 | 2- 0 | 7- 0 | | |
| 10- 1 | 1- 1 | 0- 0 | | HOME | | 2- 0 | 0- 0 | 7- 0 | | |
| 5- 2 | 0- 2 | 1- 0 | | AWAY | | 2- 0 | 2- 0 | 0- 0 | | |
| 0- 0 | 0- 0 | 0- 0 | | NEUTRAL | | 0- 0 | 0- 0 | 0- 0 | | |
| 11- 1 | 0- 1 | 1- 0 | | NON-CONFERENCE | | 2- 0 | 1- 0 | 7- 0 | | |
| 8- 1 | 0- 1 | 0- 0 | | HOME | | 1- 0 | 0- 0 | 7- 0 | | |
| 3- 0 | 0- 0 | 1- 0 | | AWAY | | 1- 0 | 1- 0 | 0- 0 | | |
| 0- 0 | 0- 0 | 0- 0 | | NEUTRAL | | 0- 0 | 0- 0 | 0- 0 | | |
| 4- 2 | 1- 2 | 0- 0 | | CONFERENCE | | 2- 0 | 1- 0 | 0- 0 | | |
| 2- 0 | 1- 0 | 0- 0 | | HOME | | 1- 0 | 0- 0 | 0- 0 | | |
| 2- 2 | 0- 2 | 0- 0 | | AWAY | | 1- 0 | 1- 0 | 0- 0 | | |
| 0- 0 | 0- 0 | 0- 0 | | NEUTRAL | | 0- 0 | 0- 0 | 0- 0 | | |

| RPI | S | Opponent | Score | RPI | S | Opponent | Score | RPI | S | Opponent | Score | RPI | S | Opponent | Score |
|--------------------|---|----------------|-------|-----|---|----------------|-------|-----|---|--------------|-------|-----|---|----------------|-------|
| 1 | A | South Carolina | 72 99 | 34 | A | Virginia | 50 47 | 51 | H | Tennessee | 80 76 | 126 | A | California | 63 61 |
| 3 | H | Louisville | 66 67 | | | | | 52 | A | Middle Tenn. | 67 52 | 130 | A | Florida | 65 45 |
| 18 | H | Texas A&M | 76 54 | | | | | 62 | A | Alabama | 81 71 | 165 | H | Samford | 79 49 |
| 24 | A | LSU | 59 65 | | | | | 76 | H | Charlotte | 86 39 | 175 | H | Austin Peay | 81 52 |
| | | | | | | | | | | | | 240 | H | Mt. St. Mary's | 67 44 |
| | | | | | | | | | | | | 243 | H | Stetson | 67 48 |
| | | | | | | | | | | | | 244 | H | Morehead St. | 79 54 |
| | | | | | | | | | | | | 249 | H | Winthrop | 91 36 |
| | | | | | | | | | | | | 340 | H | Grambling | 81 35 |
| LAST 10 Division I | | | | | | | | | | | | | | | |
| 24 | A | LSU | 59 65 | 1 | A | South Carolina | 72 99 | | | | | | | | |
| 18 | H | Texas A&M | 76 54 | 126 | A | California | 63 61 | | | | | | | | |
| 130 | A | Florida | 65 45 | 3 | H | Louisville | 66 67 | | | | | | | | |
| 62 | A | Alabama | 81 71 | 249 | H | Winthrop | 91 36 | | | | | | | | |
| 51 | H | Tennessee | 80 76 | 165 | H | Samford | 79 49 | | | | | | | | |

Non-Div I Games:

Kentucky

■ Loss,
 ■ Non-Conf, S Site,
 ■ Home
 ■ Away
 N Neutral

| | | | | | | | | | | |
|-------------------|----------|-----------|----------------|------------|-------------|---------------|------|------|-------|-----------|
| Average RPI Win: | 328 | WON-LOST | WINNING | LAST 10 | STRENGTH OF | OPP. STRENGTH | TEAM | ADJ. | CONF. | ADJ CONF. |
| Average RPI Loss: | 244 | RECORD | PCT. RANK | GAMES | SCHEDULE | OF SCHEDULE | RPI | RPI | RPI | RPI |
| DIV. I ONLY | 3- 15 | 319 | 2-8 | 323 | 350 | 348 | 348 | 29 | 29 | |
| DIV. I NON-CONF. | 1- 10 | 329 | 0-3 | 259 | 351 | 343 | 343 | 30 | 30 | |
| TOTALS | RPI 1-25 | RPI 26-50 | W-L RECORDS | RPI 51-100 | RPI 101-150 | RPI 150+ | | | | |
| 3- 15 | 0- 0 | 0- 0 | OVERALL | 0- 1 | 0- 1 | 3- 13 | | | | |
| 3- 7 | 0- 0 | 0- 0 | HOME | 0- 1 | 0- 1 | 3- 5 | | | | |
| 0- 8 | 0- 0 | 0- 0 | AWAY | 0- 0 | 0- 0 | 0- 8 | | | | |
| 0- 0 | 0- 0 | 0- 0 | NEUTRAL | 0- 0 | 0- 0 | 0- 0 | | | | |
| 1- 10 | 0- 0 | 0- 0 | NON-CONFERENCE | 0- 1 | 0- 0 | 1- 9 | | | | |
| 1- 6 | 0- 0 | 0- 0 | HOME | 0- 1 | 0- 0 | 1- 5 | | | | |
| 0- 4 | 0- 0 | 0- 0 | AWAY | 0- 0 | 0- 0 | 0- 4 | | | | |
| 0- 0 | 0- 0 | 0- 0 | NEUTRAL | 0- 0 | 0- 0 | 0- 0 | | | | |
| 2- 5 | 0- 0 | 0- 0 | CONFERENCE | 0- 0 | 0- 1 | 2- 4 | | | | |
| 2- 1 | 0- 0 | 0- 0 | HOME | 0- 0 | 0- 1 | 2- 0 | | | | |
| 0- 4 | 0- 0 | 0- 0 | AWAY | 0- 0 | 0- 0 | 0- 4 | | | | |
| 0- 0 | 0- 0 | 0- 0 | NEUTRAL | 0- 0 | 0- 0 | 0- 0 | | | | |

| RPI 1-25 | | | RPI 26-50 | | | RPI 51-100 | | | RPI 101+ | | | Team's RPI: 348 |
|--------------------|---|----------|-----------|-----|---|---------------------------|-------|-----|----------|----------------------------|-------|-----------------|
| RPI | S | Opponent | Score | RPI | S | Opponent | Score | RPI | S | Opponent | Score | |
| | | | | | | 96 H Stony Brook | 49 80 | | | 138 H Robert Morris | 59 70 | |
| | | | | | | | | | | 172 A Rhode Island | 56 79 | |
| | | | | | | | | | | 195 H Cleveland St. | 49 79 | |
| | | | | | | | | | | 202 A Lafayette | 60 65 | |
| | | | | | | | | | | 220 A UMass Lowell | 56 65 | |
| | | | | | | | | | | 240 A Mt. St. Mary's | 57 75 | |
| | | | | | | | | | | 252 H Fairfield | 51 53 | |
| | | | | | | | | | | 281 H Vermont | 62 73 | |
| | | | | | | | | | | 292 A Wagner | 61 63 | |
| | | | | | | | | | | 294 A Army West Point | 60 67 | |
| | | | | | | | | | | 305 H Hofstra | 85 46 | |
| | | | | | | | | | | 307 A Bryant | 53 57 | |
| | | | | | | | | | | 312 A St. Francis Brooklyn | 63 88 | |
| | | | | | | | | | | 327 H N.C. Central | 59 61 | |
| | | | | | | | | | | 335 H Fairleigh Dickinson | 68 63 | |
| | | | | | | | | | | 337 H Saint Peter's | 74 89 | |
| | | | | | | | | | | 344 H Central Conn. St. | 63 61 | |
| LAST 10 Division I | | | | | | | | | | | | |
| | | | | | | 138 H Robert Morris | 59 70 | | | 312 A St. Francis Brooklyn | 63 88 | |
| | | | | | | 292 A Wagner | 61 63 | | | 240 A Mt. St. Mary's | 57 75 | |
| | | | | | | 307 A Bryant | 53 57 | | | 327 H N.C. Central | 59 61 | |
| | | | | | | 344 H Central Conn. St. | 63 61 | | | 281 H Vermont | 62 73 | |
| | | | | | | 335 H Fairleigh Dickinson | 68 63 | | | 220 A UMass Lowell | 56 65 | |

Non-Div I Games:

LIU Brooklyn

■ Loss,
 ■ Non-Conf,
 S Site,
 ■ Home
 ■ Away
 N Neutral

| | | | | | | | | | | |
|-------------------|----------|-----------|----------------|------------|-------------|---------------|------|------|-------|-----------|
| Average RPI Win: | 213 | WON-LOST | WINNING | LAST 10 | STRENGTH OF | OPP. STRENGTH | TEAM | ADJ. | CONF. | ADJ CONF. |
| Average RPI Loss: | 140 | RECORD | PCT. RANK | GAMES | SCHEDULE | OF SCHEDULE | RPI | RPI | RPI | RPI |
| DIV. I ONLY | 6- 15 | 285 | 3-7 | 144 | 128 | 245 | 245 | 11 | 11 | |
| DIV. I NON-CONF. | 3- 9 | 279 | 0-1 | 197 | 189 | 279 | 279 | 11 | 11 | |
| TOTALS | RPI 1-25 | RPI 26-50 | W-L RECORDS | RPI 51-100 | RPI 101-150 | RPI 150+ | | | | |
| 6- 15 | 0- 2 | 0- 1 | OVERALL | 0- 2 | 0- 4 | 6- 6 | | | | |
| 3- 6 | 0- 0 | 0- 1 | HOME | 0- 1 | 0- 1 | 3- 3 | | | | |
| 3- 7 | 0- 2 | 0- 0 | AWAY | 0- 0 | 0- 2 | 3- 3 | | | | |
| 0- 2 | 0- 0 | 0- 0 | NEUTRAL | 0- 1 | 0- 1 | 0- 0 | | | | |
| 3- 9 | 0- 1 | 0- 1 | NON-CONFERENCE | 0- 1 | 0- 1 | 3- 5 | | | | |
| 1- 4 | 0- 0 | 0- 1 | HOME | 0- 0 | 0- 0 | 1- 3 | | | | |
| 2- 3 | 0- 1 | 0- 0 | AWAY | 0- 0 | 0- 0 | 2- 2 | | | | |
| 0- 2 | 0- 0 | 0- 0 | NEUTRAL | 0- 1 | 0- 1 | 0- 0 | | | | |
| 3- 6 | 0- 1 | 0- 0 | CONFERENCE | 0- 1 | 0- 3 | 3- 1 | | | | |
| 2- 2 | 0- 0 | 0- 0 | HOME | 0- 1 | 0- 1 | 2- 0 | | | | |
| 1- 4 | 0- 1 | 0- 0 | AWAY | 0- 0 | 0- 2 | 1- 1 | | | | |
| 0- 0 | 0- 0 | 0- 0 | NEUTRAL | 0- 0 | 0- 0 | 0- 0 | | | | |

| RPI 1-25 | | | | RPI 26-50 | | | | RPI 51-100 | | | | RPI 101+ Team's RPI: 245 | | | |
|--------------------|---|---------------|-------|-----------|---|-------------------|-------|------------|---|----------|-------|--------------------------|---|-------------------|-------|
| RPI | S | Opponent | Score | RPI | S | Opponent | Score | RPI | S | Opponent | Score | RPI | S | Opponent | Score |
| 6 | A | UCLA | 52 74 | 44 | H | Yale | 65 81 | 65 | N | Ball St. | 72 77 | 106 | A | Pacific | 67 76 |
| 10 | A | Gonzaga | 52 78 | | | | | 80 | H | BYU | 44 59 | 123 | A | Portland | 49 74 |
| | | | | | | | | | | | | 131 | N | Providence | 45 48 |
| | | | | | | | | | | | | 147 | H | San Diego | 59 67 |
| | | | | | | | | | | | | 168 | H | Santa Clara | 75 59 |
| | | | | | | | | | | | | 177 | A | Saint Mary's (CA) | 70 86 |
| | | | | | | | | | | | | 181 | A | New Mexico | 73 72 |
| | | | | | | | | | | | | 187 | H | Hawaii | 65 51 |
| | | | | | | | | | | | | 216 | A | Tulsa | 56 75 |
| | | | | | | | | | | | | 221 | H | Georgetown | 53 64 |
| | | | | | | | | | | | | 232 | H | San Francisco | 76 69 |
| | | | | | | | | | | | | 234 | H | Cal St. Fullerton | 74 79 |
| | | | | | | | | | | | | 246 | A | Pepperdine | 84 77 |
| | | | | | | | | | | | | 248 | H | CSUN | 54 56 |
| | | | | | | | | | | | | 263 | A | Long Beach St. | 70 57 |
| | | | | | | | | | | | | 297 | A | UC Irvine | 65 80 |
| LAST 10 Division I | | | | | | | | | | | | | | | |
| 10 | A | Gonzaga | 52 78 | 177 | A | Saint Mary's (CA) | 70 86 | | | | | | | | |
| 123 | A | Portland | 49 74 | 106 | A | Pacific | 67 76 | | | | | | | | |
| 246 | A | Pepperdine | 84 77 | 147 | H | San Diego | 59 67 | | | | | | | | |
| 168 | H | Santa Clara | 75 59 | 80 | H | BYU | 44 59 | | | | | | | | |
| 232 | H | San Francisco | 76 69 | 131 | N | Providence | 45 48 | | | | | | | | |

Non-Div I Games: Cal St. San B'dino 94 46

LMU (CA)

■ Loss,
 ■ Non-Conf,
 ■ S Site,
 ■ H Home
 ■ A Away
 N Neutral

| | | | | | | | | | | |
|-------------------|----------|-----------|----------------|------------|-------------|---------------|------|------|-------|-----------|
| Average RPI Win: | 146 | WON-LOST | WINNING | LAST 10 | STRENGTH OF | OPP. STRENGTH | TEAM | ADJ. | CONF. | ADJ CONF. |
| Average RPI Loss: | 52 | RECORD | PCT. RANK | GAMES | SCHEDULE | OF SCHEDULE | RPI | RPI | RPI | RPI |
| DIV. I ONLY | 14- 5 | 48 | 6-4 | 39 | 41 | 24 | 24 | 4 | 4 | |
| DIV. I NON-CONF. | 10- 2 | 30 | 2-1 | 100 | 72 | 33 | 33 | 5 | 5 | |
| TOTALS | RPI 1-25 | RPI 26-50 | W-L RECORDS | RPI 51-100 | RPI 101-150 | RPI 150+ | | | | |
| 14- 5 | 2- 2 | 2- 1 | OVERALL | 2- 1 | 2- 1 | 6- 0 | | | | |
| 8- 1 | 1- 1 | 1- 0 | HOME | 1- 0 | 1- 0 | 4- 0 | | | | |
| 4- 4 | 1- 1 | 1- 1 | AWAY | 0- 1 | 1- 1 | 1- 0 | | | | |
| 2- 0 | 0- 0 | 0- 0 | NEUTRAL | 1- 0 | 0- 0 | 1- 0 | | | | |
| 10- 2 | 0- 1 | 2- 1 | NON-CONFERENCE | 1- 0 | 2- 0 | 5- 0 | | | | |
| 5- 1 | 0- 1 | 1- 0 | HOME | 0- 0 | 1- 0 | 3- 0 | | | | |
| 3- 1 | 0- 0 | 1- 1 | AWAY | 0- 0 | 1- 0 | 1- 0 | | | | |
| 2- 0 | 0- 0 | 0- 0 | NEUTRAL | 1- 0 | 0- 0 | 1- 0 | | | | |
| 4- 3 | 2- 1 | 0- 0 | CONFERENCE | 1- 1 | 0- 1 | 1- 0 | | | | |
| 3- 0 | 1- 0 | 0- 0 | HOME | 1- 0 | 0- 0 | 1- 0 | | | | |
| 1- 3 | 1- 1 | 0- 0 | AWAY | 0- 1 | 0- 1 | 0- 0 | | | | |
| 0- 0 | 0- 0 | 0- 0 | NEUTRAL | 0- 0 | 0- 0 | 0- 0 | | | | |

| RPI | S | Opponent | Score | RPI | S | Opponent | Score | RPI | S | Opponent | Score | RPI | S | Opponent | Score |
|--------------------|---|-----------------|-------|-----|---|-------------|-------|-----|---|--------------|-------|-----|---|------------------|-------|
| 11 | A | Mississippi St. | 60 64 | 31 | A | FGCU | 74 63 | 51 | A | Tennessee | 58 63 | 125 | A | Tulane | 59 54 |
| 16 | H | Florida St. | 62 70 | 38 | A | Oklahoma | 68 90 | 62 | H | Alabama | 71 60 | 145 | A | Missouri | 65 69 |
| 18 | A | Texas A&M | 57 54 | 41 | H | Rutgers | 64 58 | 94 | N | Michigan St. | 58 56 | 149 | H | New Orleans | 83 49 |
| 20 | H | Kentucky | 65 59 | | | | | | | | | 160 | N | Memphis | 89 58 |
| | | | | | | | | | | | | 199 | A | Little Rock | 65 50 |
| | | | | | | | | | | | | 231 | H | Southeastern La. | 62 52 |
| | | | | | | | | | | | | 275 | H | Ole Miss | 52 44 |
| | | | | | | | | | | | | 295 | H | Nicholls St. | 63 32 |
| | | | | | | | | | | | | 350 | H | Florida A&M | 73 45 |
| LAST 10 Division I | | | | | | | | | | | | | | | |
| 51 | A | Tennessee | 58 63 | 145 | A | Missouri | 65 69 | | | | | | | | |
| 20 | H | Kentucky | 65 59 | 62 | H | Alabama | 71 60 | | | | | | | | |
| 11 | A | Mississippi St. | 60 64 | 350 | H | Florida A&M | 73 45 | | | | | | | | |
| 275 | H | Ole Miss | 52 44 | 31 | A | FGCU | 74 63 | | | | | | | | |
| 18 | A | Texas A&M | 57 54 | 38 | A | Oklahoma | 68 90 | | | | | | | | |

Non-Div I Games:

LSU

■ Loss,
 ■ Non-Conf,
 ■ S Site,
 ■ Home
 ■ A Away
 N Neutral

| | | | | | | | | | | |
|-------------------|----------|-----------|----------------|------------|-------------|---------------|------|------|-------|-----------|
| Average RPI Win: | 232 | WON-LOST | WINNING | LAST 10 | STRENGTH OF | OPP. STRENGTH | TEAM | ADJ. | CONF. | ADJ CONF. |
| Average RPI Loss: | 116 | RECORD | PCT. RANK | GAMES | SCHEDULE | OF SCHEDULE | RPI | RPI | RPI | RPI |
| DIV. I ONLY | 8- 12 | 232 | 2-8 | 123 | 194 | 198 | 198 | 12 | 12 | |
| DIV. I NON-CONF. | 6- 7 | 182 | 0-3 | 127 | 281 | 167 | 167 | 12 | 12 | |
| TOTALS | RPI 1-25 | RPI 26-50 | W-L RECORDS | RPI 51-100 | RPI 101-150 | RPI 150+ | | | | |
| 8- 12 | 0- 0 | 0- 0 | OVERALL | 0- 6 | 1- 5 | 7- 1 | | | | |
| 4- 6 | 0- 0 | 0- 0 | HOME | 0- 4 | 1- 2 | 3- 0 | | | | |
| 3- 6 | 0- 0 | 0- 0 | AWAY | 0- 2 | 0- 3 | 3- 1 | | | | |
| 1- 0 | 0- 0 | 0- 0 | NEUTRAL | 0- 0 | 0- 0 | 1- 0 | | | | |
| 6- 7 | 0- 0 | 0- 0 | NON-CONFERENCE | 0- 4 | 1- 2 | 5- 1 | | | | |
| 2- 4 | 0- 0 | 0- 0 | HOME | 0- 2 | 1- 2 | 1- 0 | | | | |
| 3- 3 | 0- 0 | 0- 0 | AWAY | 0- 2 | 0- 0 | 3- 1 | | | | |
| 1- 0 | 0- 0 | 0- 0 | NEUTRAL | 0- 0 | 0- 0 | 1- 0 | | | | |
| 2- 5 | 0- 0 | 0- 0 | CONFERENCE | 0- 2 | 0- 3 | 2- 0 | | | | |
| 2- 2 | 0- 0 | 0- 0 | HOME | 0- 2 | 0- 0 | 2- 0 | | | | |
| 0- 3 | 0- 0 | 0- 0 | AWAY | 0- 0 | 0- 3 | 0- 0 | | | | |
| 0- 0 | 0- 0 | 0- 0 | NEUTRAL | 0- 0 | 0- 0 | 0- 0 | | | | |

| RPI S | Opponent | Score | RPI S | Opponent | Score | RPI S | Opponent | Score | RPI S | Opponent | Score | Team's RPI: 198 |
|--------------------|----------|-------|-------|-------------------|-------|-------|---------------|-------|-------|-------------------|-------|-----------------|
| | | | | | | 54 | H Temple | 69 72 | 109 | A Duquesne | 56 82 | |
| | | | | | | 69 | A Drexel | 31 69 | 118 | A Richmond | 61 63 | |
| | | | | | | 79 | H Dayton | 58 98 | 120 | H Penn | 49 65 | |
| | | | | | | 88 | H Villanova | 69 77 | 138 | H Robert Morris | 68 71 | |
| | | | | | | 95 | A Rider | 43 70 | 140 | H Harvard | 75 69 | |
| | | | | | | 98 | H Saint Louis | 61 77 | 150 | A Massachusetts | 62 76 | |
| | | | | | | | | | 174 | A Norfolk St. | 55 52 | |
| | | | | | | | | | 184 | H Saint Joseph's | 67 59 | |
| | | | | | | | | | 188 | A Penn St. | 69 67 | |
| | | | | | | | | | 238 | A Howard | 78 62 | |
| | | | | | | | | | 277 | A Navy | 46 61 | |
| | | | | | | | | | 283 | H St. Bonaventure | 67 61 | |
| | | | | | | | | | 306 | N UMBC | 74 58 | |
| | | | | | | | | | 343 | H Coppin St. | 79 46 | |
| LAST 10 Division I | | | | | | | | | | | | |
| | | | 184 | H Saint Joseph's | 67 59 | 98 | H Saint Louis | 61 77 | | | | |
| | | | 118 | A Richmond | 61 63 | 79 | H Dayton | 58 98 | | | | |
| | | | 283 | H St. Bonaventure | 67 61 | 54 | H Temple | 69 72 | | | | |
| | | | 150 | A Massachusetts | 62 76 | 88 | H Villanova | 69 77 | | | | |
| | | | 109 | A Duquesne | 56 82 | 69 | A Drexel | 31 69 | | | | |

Non-Div I Games:

La Salle

■ Loss,
 ■ Non-Conf,
 ■ S Site,
 ■ H Home
 ■ A Away
 N Neutral

| | | | | | | | | | | |
|-------------------|----------|-----------|----------------|------------|-------------|---------------|------|------|-------|-----------|
| Average RPI Win: | 329 | WON-LOST | WINNING | LAST 10 | STRENGTH OF | OPP. STRENGTH | TEAM | ADJ. | CONF. | ADJ CONF. |
| Average RPI Loss: | 221 | RECORD | PCT. RANK | GAMES | SCHEDULE | OF SCHEDULE | RPI | RPI | RPI | RPI |
| DIV. I ONLY | 3- 16 | 324 | 2-8 | 343 | 325 | 346 | 346 | 22 | 22 | |
| DIV. I NON-CONF. | 2- 9 | 304 | 1-1 | 346 | 340 | 351 | 351 | 21 | 21 | |
| TOTALS | RPI 1-25 | RPI 26-50 | W-L RECORDS | RPI 51-100 | RPI 101-150 | RPI 150+ | | | | |
| 3- 16 | 0- 0 | 0- 0 | OVERALL | 0- 2 | 0- 2 | 3- 12 | | | | |
| 2- 5 | 0- 0 | 0- 0 | HOME | 0- 1 | 0- 0 | 2- 4 | | | | |
| 1- 11 | 0- 0 | 0- 0 | AWAY | 0- 1 | 0- 2 | 1- 8 | | | | |
| 0- 0 | 0- 0 | 0- 0 | NEUTRAL | 0- 0 | 0- 0 | 0- 0 | | | | |
| 2- 9 | 0- 0 | 0- 0 | NON-CONFERENCE | 0- 0 | 0- 1 | 2- 8 | | | | |
| 2- 3 | 0- 0 | 0- 0 | HOME | 0- 0 | 0- 0 | 2- 3 | | | | |
| 0- 6 | 0- 0 | 0- 0 | AWAY | 0- 0 | 0- 1 | 0- 5 | | | | |
| 0- 0 | 0- 0 | 0- 0 | NEUTRAL | 0- 0 | 0- 0 | 0- 0 | | | | |
| 1- 7 | 0- 0 | 0- 0 | CONFERENCE | 0- 2 | 0- 1 | 1- 4 | | | | |
| 0- 2 | 0- 0 | 0- 0 | HOME | 0- 1 | 0- 0 | 0- 1 | | | | |
| 1- 5 | 0- 0 | 0- 0 | AWAY | 0- 1 | 0- 1 | 1- 3 | | | | |
| 0- 0 | 0- 0 | 0- 0 | NEUTRAL | 0- 0 | 0- 0 | 0- 0 | | | | |

| RPI S | Opponent | Score | RPI S | Opponent | Score | RPI S | Opponent | Score | RPI S | Opponent | Score | Team's RPI: 346 |
|--------------------|----------|-------|-------|-----------------|-------|-------|--------------------|-------|-------|--------------------|-------|-----------------|
| | | | | | | 66 | H Troy | 65 72 | 128 | A Louisiana | 55 68 | |
| | | | | | | 99 | A UT Arlington | 34 72 | 135 | A Tennessee Tech | 68 75 | |
| | | | | | | | | | 154 | A Texas Tech | 38 83 | |
| | | | | | | | | | 197 | H Southern Miss. | 42 57 | |
| | | | | | | | | | 199 | H Little Rock | 50 70 | |
| | | | | | | | | | 231 | H Southeastern La. | 52 65 | |
| | | | | | | | | | 236 | A North Texas | 51 63 | |
| | | | | | | | | | 262 | A South Alabama | 63 72 | |
| | | | | | | | | | 275 | A Ole Miss | 42 66 | |
| | | | | | | | | | 291 | A Ga. Southern | 47 64 | |
| | | | | | | | | | 293 | A Texas St. | 58 55 | |
| | | | | | | | | | 295 | A Nicholls St. | 59 74 | |
| | | | | | | | | | 318 | A McNeese | 69 72 | |
| | | | | | | | | | 323 | A Georgia St. | 52 68 | |
| | | | | | | | | | 330 | H Houston Baptist | 65 72 | |
| | | | | | | | | | 342 | H Northwestern St. | 63 54 | |
| | | | | | | | | | 351 | H Mississippi Val. | 74 66 | |
| LAST 10 Division I | | | | | | | | | | | | |
| | | | 128 | A Louisiana | 55 68 | 66 | H Troy | 65 72 | | | | |
| | | | 199 | H Little Rock | 50 70 | 323 | A Georgia St. | 52 68 | | | | |
| | | | 99 | A UT Arlington | 34 72 | 291 | A Ga. Southern | 47 64 | | | | |
| | | | 293 | A Texas St. | 58 55 | 351 | H Mississippi Val. | 74 66 | | | | |
| | | | 262 | A South Alabama | 63 72 | 154 | A Texas Tech | 38 83 | | | | |

Non-Div I Games:

La.-Monroe

■ Loss,
 ■ Non-Conf,
 ■ S Site,
 ■ H Home
 ■ A Away
 N Neutral

| | | | | | | | | | | |
|-------------------|----------|-----------|----------------|------------|-------------|---------------|------|------|-------|-----------|
| Average RPI Win: | 264 | WON-LOST | WINNING | LAST 10 | STRENGTH OF | OPP. STRENGTH | TEAM | ADJ. | CONF. | ADJ CONF. |
| Average RPI Loss: | 141 | RECORD | PCT. RANK | GAMES | SCHEDULE | OF SCHEDULE | RPI | RPI | RPI | RPI |
| DIV. I ONLY | 9- 9 | 176 | 5-5 | 215 | 298 | 202 | 202 | 15 | 15 | |
| DIV. I NON-CONF. | 4- 6 | 212 | 0-2 | 275 | 336 | 286 | 286 | 16 | 16 | |
| TOTALS | RPI 1-25 | RPI 26-50 | W-L RECORDS | RPI 51-100 | RPI 101-150 | RPI 150+ | | | | |
| 9- 9 | 0- 0 | 0- 1 | OVERALL | 0- 3 | 1- 2 | 8- 3 | | | | |
| 7- 2 | 0- 0 | 0- 0 | HOME | 0- 0 | 1- 1 | 6- 1 | | | | |
| 2- 7 | 0- 0 | 0- 1 | AWAY | 0- 3 | 0- 1 | 2- 2 | | | | |
| 0- 0 | 0- 0 | 0- 0 | NEUTRAL | 0- 0 | 0- 0 | 0- 0 | | | | |
| 4- 6 | 0- 0 | 0- 1 | NON-CONFERENCE | 0- 1 | 0- 1 | 4- 3 | | | | |
| 3- 2 | 0- 0 | 0- 0 | HOME | 0- 0 | 0- 1 | 3- 1 | | | | |
| 1- 4 | 0- 0 | 0- 1 | AWAY | 0- 1 | 0- 0 | 1- 2 | | | | |
| 0- 0 | 0- 0 | 0- 0 | NEUTRAL | 0- 0 | 0- 0 | 0- 0 | | | | |
| 5- 3 | 0- 0 | 0- 0 | CONFERENCE | 0- 2 | 1- 1 | 4- 0 | | | | |
| 4- 0 | 0- 0 | 0- 0 | HOME | 0- 0 | 1- 0 | 3- 0 | | | | |
| 1- 3 | 0- 0 | 0- 0 | AWAY | 0- 2 | 0- 1 | 1- 0 | | | | |
| 0- 0 | 0- 0 | 0- 0 | NEUTRAL | 0- 0 | 0- 0 | 0- 0 | | | | |

| RPI S | Opponent | Score | RPI S | Opponent | Score | RPI S | Opponent | Score | RPI S | Opponent | Score | Team's RPI: 202 |
|--------------------|-------------------|-------|-------|-------------------|-------|-------|--------------|-------|-------|-----------------------|-------|-----------------|
| | | | 42 | A St. John's (NY) | 44 76 | 60 | A Bucknell | 36 50 | 109 | H Duquesne | 65 73 | |
| | | | | | | 74 | A Seton Hall | 50 74 | 115 | H Lehigh | 61 53 | |
| | | | | | | 91 | A Colgate | 52 73 | 124 | A Holy Cross | 56 57 | |
| | | | | | | | | | 180 | A Binghamton | 64 74 | |
| | | | | | | | | | 200 | H Boston U. | 59 57 | |
| | | | | | | | | | 222 | H Manhattan | 60 53 | |
| | | | | | | | | | 274 | H Loyola Maryland | 55 52 | |
| | | | | | | | | | 277 | H Navy | 79 52 | |
| | | | | | | | | | 286 | A Monmouth | 44 52 | |
| | | | | | | | | | 294 | A Army West Point | 57 52 | |
| | | | | | | | | | 306 | H UMBC | 58 65 | |
| | | | | | | | | | 313 | A Albany (NY) | 54 47 | |
| | | | | | | | | | 335 | H Fairleigh Dickinson | 61 29 | |
| | | | | | | | | | 348 | H LIU Brooklyn | 65 60 | |
| LAST 10 Division I | | | | | | | | | | | | |
| 115 | H Lehigh | 61 53 | 124 | A Holy Cross | 56 57 | | | | | | | |
| 294 | A Army West Point | 57 52 | 60 | A Bucknell | 36 50 | | | | | | | |
| 277 | H Navy | 79 52 | 200 | H Boston U. | 59 57 | | | | | | | |
| 91 | A Colgate | 52 73 | 306 | H UMBC | 58 65 | | | | | | | |
| 274 | H Loyola Maryland | 55 52 | 74 | A Seton Hall | 50 74 | | | | | | | |

Non-Div I Games:

Lafayette

Lamar University

Through Games Of Jan. 26, 2020

| | | | | | | | | | | |
|-------------------|----------|-----------|----------------|------------|-------------|---------------|------|------|-------|-----------|
| Average RPI Win: | 265 | WON-LOST | WINNING | LAST 10 | STRENGTH OF | OPP. STRENGTH | TEAM | ADJ. | CONF. | ADJ CONF. |
| Average RPI Loss: | 138 | RECORD | PCT. RANK | GAMES | SCHEDULE | OF SCHEDULE | RPI | RPI | RPI | RPI |
| DIV. I ONLY | 6- 11 | 247 | 4-6 | 118 | 300 | 217 | 217 | 23 | 23 | |
| DIV. I NON-CONF. | 2- 5 | 259 | 0 | 15 | 172 | 139 | 139 | 20 | 20 | |
| TOTALS | RPI 1-25 | RPI 26-50 | W-L RECORDS | RPI 51-100 | RPI 101-150 | RPI 150+ | | | | |
| 6- 11 | 0- 2 | 0- 1 | OVERALL | 0- 1 | 1- 4 | 5- 3 | | | | |
| 3- 4 | 0- 0 | 0- 0 | HOME | 0- 0 | 0- 3 | 3- 1 | | | | |
| 2- 7 | 0- 2 | 0- 1 | AWAY | 0- 1 | 0- 1 | 2- 2 | | | | |
| 1- 0 | 0- 0 | 0- 0 | NEUTRAL | 0- 0 | 1- 0 | 0- 0 | | | | |
| 2- 5 | 0- 2 | 0- 1 | NON-CONFERENCE | 0- 0 | 1- 1 | 1- 1 | | | | |
| 1- 1 | 0- 0 | 0- 0 | HOME | 0- 0 | 0- 1 | 1- 0 | | | | |
| 0- 4 | 0- 2 | 0- 1 | AWAY | 0- 0 | 0- 0 | 0- 1 | | | | |
| 1- 0 | 0- 0 | 0- 0 | NEUTRAL | 0- 0 | 1- 0 | 0- 0 | | | | |
| 4- 6 | 0- 0 | 0- 0 | CONFERENCE | 0- 1 | 0- 3 | 4- 2 | | | | |
| 2- 3 | 0- 0 | 0- 0 | HOME | 0- 0 | 0- 2 | 2- 1 | | | | |
| 2- 3 | 0- 0 | 0- 0 | AWAY | 0- 1 | 0- 1 | 2- 1 | | | | |
| 0- 0 | 0- 0 | 0- 0 | NEUTRAL | 0- 0 | 0- 0 | 0- 0 | | | | |

| RPI 1-25 | | | | RPI 26-50 | | | | RPI 51-100 | | | | RPI 101+ Team's RPI: 217 | | | |
|--------------------|---|--------------------|-------|-----------|---|-------------------|-------|------------|---|-------------------|-------|--------------------------|---|--------------------|-------|
| RPI | S | Opponent | Score | RPI | S | Opponent | Score | RPI | S | Opponent | Score | RPI | S | Opponent | Score |
| 9 | A | Baylor | 28 90 | 46 | A | Oklahoma St. | 53 74 | 81 | A | Abilene Christian | 72 78 | 104 | N | Idaho | 47 44 |
| 19 | A | NC State | 40 81 | | | | | | | | | 128 | H | Louisiana | 63 74 |
| | | | | | | | | | | | | 137 | H | SFA | 53 54 |
| | | | | | | | | | | | | 141 | A | A&M-Corpus Christi | 39 49 |
| | | | | | | | | | | | | 149 | H | New Orleans | 57 62 |
| | | | | | | | | | | | | 163 | A | Sam Houston St. | 47 68 |
| | | | | | | | | | | | | 231 | A | Southeastern La. | 65 57 |
| | | | | | | | | | | | | 288 | H | Denver | 71 59 |
| | | | | | | | | | | | | 295 | A | Nicholls St. | 84 78 |
| | | | | | | | | | | | | 311 | H | Incarinate Word | 48 67 |
| | | | | | | | | | | | | 330 | H | Houston Baptist | 60 53 |
| | | | | | | | | | | | | 334 | A | Cal Poly | 56 57 |
| | | | | | | | | | | | | 342 | H | Northwestern St. | 61 58 |
| LAST 10 Division I | | | | | | | | | | | | | | | |
| 137 | H | SFA | 53 54 | 295 | A | Nicholls St. | 84 78 | | | | | | | | |
| 311 | H | Incarinate Word | 48 67 | 81 | A | Abilene Christian | 72 78 | | | | | | | | |
| 141 | A | A&M-Corpus Christi | 39 49 | 149 | H | New Orleans | 57 62 | | | | | | | | |
| 163 | A | Sam Houston St. | 47 68 | 342 | H | Northwestern St. | 61 58 | | | | | | | | |
| 330 | H | Houston Baptist | 60 53 | 231 | A | Southeastern La. | 65 57 | | | | | | | | |

Non-Div I Games: Howard Payne 96 36 LeTourneau 90 38

Lamar University

Loss, Non-Conf, S Site, H Home A Away N Neutral

| | | | | | | | | | |
|------------------------------|----------|-----------|----------------|-------------|---------------|----------|------|-------|-----------|
| Average RPI Win: 232 | WON-LOST | WINNING | LAST 10 | STRENGTH OF | OPP. STRENGTH | TEAM | ADJ. | CONF. | ADJ CONF. |
| Average RPI Loss: 106 | RECORD | PCT. RANK | GAMES | SCHEDULE | OF SCHEDULE | RPI | RPI | RPI | RPI |
| DIV. I ONLY | 12- 6 | 76 | 6-4 | 204 | 185 | 115 | 115 | 15 | 15 |
| DIV. I NON-CONF. | 7- 3 | 80 | 1-1 | 203 | 221 | 95 | 95 | 16 | 16 |
| <hr/> | | | | | | | | | |
| TOTALS | RPI 1-25 | RPI 26-50 | W-L RECORDS | RPI 51-100 | RPI 101-150 | RPI 150+ | | | |
| 12- 6 | 0- 0 | 0- 0 | OVERALL | 1- 3 | 1- 2 | 10- 1 | | | |
| 5- 2 | 0- 0 | 0- 0 | HOME | 1- 1 | 1- 1 | 3- 0 | | | |
| 7- 2 | 0- 0 | 0- 0 | AWAY | 0- 1 | 0- 0 | 7- 1 | | | |
| 0- 2 | 0- 0 | 0- 0 | NEUTRAL | 0- 1 | 0- 1 | 0- 0 | | | |
| 7- 3 | 0- 0 | 0- 0 | NON-CONFERENCE | 1- 2 | 1- 1 | 5- 0 | | | |
| 3- 0 | 0- 0 | 0- 0 | HOME | 1- 0 | 1- 0 | 1- 0 | | | |
| 4- 1 | 0- 0 | 0- 0 | AWAY | 0- 1 | 0- 0 | 4- 0 | | | |
| 0- 2 | 0- 0 | 0- 0 | NEUTRAL | 0- 1 | 0- 1 | 0- 0 | | | |
| 5- 3 | 0- 0 | 0- 0 | CONFERENCE | 0- 1 | 0- 1 | 5- 1 | | | |
| 2- 2 | 0- 0 | 0- 0 | HOME | 0- 1 | 0- 1 | 2- 0 | | | |
| 3- 1 | 0- 0 | 0- 0 | AWAY | 0- 0 | 0- 0 | 3- 1 | | | |
| 0- 0 | 0- 0 | 0- 0 | NEUTRAL | 0- 0 | 0- 0 | 0- 0 | | | |

| RPI 1-25 | | | | RPI 26-50 | | | | RPI 51-100 | | | | RPI 101+ Team's RPI: 115 | | | |
|--------------------|---|----------|-------|-----------|---|------------|-------|------------|---|-----------------|-------|--------------------------|---|-------------------|-------|
| RPI | S | Opponent | Score | RPI | S | Opponent | Score | RPI | S | Opponent | Score | RPI | S | Opponent | Score |
| | | | | | | | | 60 | H | Bucknell | 50 71 | 117 | N | Fordham | 57 59 |
| | | | | | | | | 65 | N | Ball St. | 52 54 | 124 | H | Holy Cross | 57 74 |
| | | | | | | | | 70 | A | Minnesota | 49 77 | 146 | H | George Washington | 59 53 |
| | | | | | | | | 74 | H | Seton Hall | 75 68 | 171 | A | Merrimack | 72 68 |
| | | | | | | | | | | | | 190 | A | American | 64 63 |
| | | | | | | | | | | | | 200 | H | Boston U. | 51 34 |
| | | | | | | | | | | | | 202 | A | Lafayette | 53 61 |
| | | | | | | | | | | | | 240 | A | Mt. St. Mary's | 66 65 |
| | | | | | | | | | | | | 259 | A | Delaware St. | 68 38 |
| | | | | | | | | | | | | 274 | A | Loyola Maryland | 55 53 |
| | | | | | | | | | | | | 277 | A | Navy | 60 53 |
| | | | | | | | | | | | | 277 | H | Navy | 70 40 |
| | | | | | | | | | | | | 337 | A | Saint Peter's | 80 71 |
| | | | | | | | | | | | | 344 | H | Central Conn. St. | 70 51 |
| LAST 10 Division I | | | | | | | | | | | | | | | |
| | | | | 202 | A | Lafayette | 53 61 | 200 | H | Boston U. | 51 34 | | | | |
| | | | | 124 | H | Holy Cross | 57 74 | 274 | A | Loyola Maryland | 55 53 | | | | |
| | | | | 60 | H | Bucknell | 50 71 | 277 | H | Navy | 70 40 | | | | |
| | | | | 277 | A | Navy | 60 53 | 337 | A | Saint Peter's | 80 71 | | | | |
| | | | | 190 | A | American | 64 63 | 70 | A | Minnesota | 49 77 | | | | |

Non-Div I Games: Bloomsburg 91 43

Lehigh

| RPI 1-25 | | | | RPI 26-50 | | | | RPI 51-100 | | | | RPI 101+ | | | | Team's RPI: 108 | |
|--------------------|---|------------|-------|-----------|---|---------------|-------|------------|---|----------|-------|----------|---|--------------------|-------|-----------------|--|
| RPI | S | Opponent | Score | RPI | S | Opponent | Score | RPI | S | Opponent | Score | RPI | S | Opponent | Score | | |
| 13 | N | Oregon St. | 55 68 | 26 | A | Virginia Tech | 69 73 | 53 | N | Bradley | 75 63 | 121 | H | UNC Greensboro | 53 58 | | |
| | | | | 31 | A | FGCU | 57 64 | | | | | 156 | H | North Ala. | 71 76 | | |
| | | | | 45 | A | James Madison | 53 76 | | | | | 174 | A | Norfolk St. | 67 48 | | |
| | | | | | | | | | | | | 183 | A | Hampton | 83 59 | | |
| | | | | | | | | | | | | 189 | N | Miami (OH) | 65 53 | | |
| | | | | | | | | | | | | 211 | H | Jacksonville | 85 76 | | |
| | | | | | | | | | | | | 223 | A | Saint Francis (PA) | 71 52 | | |
| | | | | | | | | | | | | 227 | A | UMKC | 68 44 | | |
| | | | | | | | | | | | | 233 | H | Chattanooga | 54 71 | | |
| | | | | | | | | | | | | 239 | H | ETSU | 62 63 | | |
| | | | | | | | | | | | | 243 | A | Stetson | 57 48 | | |
| | | | | | | | | | | | | 260 | H | Lipscomb | 64 60 | | |
| | | | | | | | | | | | | 271 | H | East Carolina | 81 66 | | |
| | | | | | | | | | | | | 329 | A | NJIT | 67 53 | | |
| EAST 10 Division I | | | | | | | | | | | | | | | | | |
| | | | | 243 | A | Stetson | 57 48 | | | | | 329 | A | NJIT | 67 53 | | |
| | | | | 260 | H | Lipscomb | 64 60 | | | | | 227 | A | UMKC | 68 44 | | |
| | | | | 156 | H | North Ala. | 71 76 | | | | | 53 | N | Bradley | 75 63 | | |
| | | | | 211 | H | Jacksonville | 85 76 | | | | | 223 | A | Saint Francis (PA) | 71 52 | | |
| | | | | 31 | A | FGCU | 57 64 | | | | | 183 | A | Hampton | 83 59 | | |

Liberty

Page 144

| | | | | | | | | | | |
|-------------------|----------|-----------|----------------|------------|-------------|---------------|------|------|-------|-----------|
| Average RPI Win: | 285 | WON-LOST | WINNING | LAST 10 | STRENGTH OF | OPP. STRENGTH | TEAM | ADJ. | CONF. | ADJ CONF. |
| Average RPI Loss: | 131 | RECORD | PCT. RANK | GAMES | SCHEDULE | OF SCHEDULE | RPI | RPI | RPI | RPI |
| DIV. I ONLY | 4- 15 | 307 | 2-8 | 96 | 252 | 260 | 260 | 16 | 16 | |
| DIV. I NON-CONF. | 2- 10 | 313 | 0-3 | 81 | 312 | 267 | 267 | 15 | 15 | |
| TOTALS | RPI 1-25 | RPI 26-50 | W-L RECORDS | RPI 51-100 | RPI 101-150 | RPI 150+ | | | | |
| 4- 15 | 0- 0 | 0- 1 | OVERALL | 0- 7 | 0- 2 | 4- 5 | | | | |
| 1- 6 | 0- 0 | 0- 0 | HOME | 0- 2 | 0- 0 | 1- 4 | | | | |
| 3- 7 | 0- 0 | 0- 1 | AWAY | 0- 3 | 0- 2 | 3- 1 | | | | |
| 0- 2 | 0- 0 | 0- 0 | NEUTRAL | 0- 2 | 0- 0 | 0- 0 | | | | |
| 2- 10 | 0- 0 | 0- 0 | NON-CONFERENCE | 0- 6 | 0- 1 | 2- 3 | | | | |
| 1- 3 | 0- 0 | 0- 0 | HOME | 0- 1 | 0- 0 | 1- 2 | | | | |
| 1- 5 | 0- 0 | 0- 0 | AWAY | 0- 3 | 0- 1 | 1- 1 | | | | |
| 0- 2 | 0- 0 | 0- 0 | NEUTRAL | 0- 2 | 0- 0 | 0- 0 | | | | |
| 2- 5 | 0- 0 | 0- 1 | CONFERENCE | 0- 1 | 0- 1 | 2- 2 | | | | |
| 0- 3 | 0- 0 | 0- 0 | HOME | 0- 1 | 0- 0 | 0- 2 | | | | |
| 2- 2 | 0- 0 | 0- 1 | AWAY | 0- 0 | 0- 1 | 2- 0 | | | | |
| 0- 0 | 0- 0 | 0- 0 | NEUTRAL | 0- 0 | 0- 0 | 0- 0 | | | | |

| RPI 1-25 | | | | RPI 26-50 | | | | RPI 51-100 | | | | RPI 101+ | | | | Team's RPI: 260 | |
|--------------------|---|----------|-------|-----------|---|---------------|-------|------------|---|----------------|-------|----------|---|------------------|-------|-----------------|--|
| RPI | S | Opponent | Score | RPI | S | Opponent | Score | RPI | S | Opponent | Score | RPI | S | Opponent | Score | | |
| | | | | 31 | A | FGCU | 56 82 | 52 | A | Middle Tenn. | 49 70 | 108 | A | Liberty | 60 64 | | |
| | | | | | | | | 64 | H | Belmont | 68 69 | 135 | A | Tennessee Tech | 58 78 | | |
| | | | | | | | | 73 | N | Marist | 63 74 | 156 | H | North Ala. | 72 84 | | |
| | | | | | | | | 79 | A | Dayton | 60 82 | 218 | H | Murray St. | 57 67 | | |
| | | | | | | | | 84 | A | UT Martin | 67 83 | 228 | H | Northern Ky. | 71 69 | | |
| | | | | | | | | 86 | H | North Florida | 60 68 | 235 | H | Kennesaw St. | 66 74 | | |
| | | | | | | | | 95 | N | Rider | 76 81 | 242 | H | Eastern Ill. | 56 66 | | |
| | | | | | | | | | | | | 243 | A | Stetson | 65 59 | | |
| | | | | | | | | | | | | 309 | A | Jacksonville St. | 63 65 | | |
| | | | | | | | | | | | | 329 | A | NJIT | 65 57 | | |
| | | | | | | | | | | | | 339 | A | Tennessee St. | 74 64 | | |
| LAST 10 Division I | | | | | | | | | | | | | | | | | |
| | | | | 86 | H | North Florida | 60 68 | 243 | A | Stetson | 65 59 | | | | | | |
| | | | | 329 | A | NJIT | 65 57 | 31 | A | FGCU | 56 82 | | | | | | |
| | | | | 108 | A | Liberty | 60 64 | 135 | A | Tennessee Tech | 58 78 | | | | | | |
| | | | | 235 | H | Kennesaw St. | 66 74 | 84 | A | UT Martin | 67 83 | | | | | | |
| | | | | 156 | H | North Ala. | 72 84 | 64 | H | Belmont | 68 69 | | | | | | |

Non-Div I Games: Queens (NC) 86 45

Lipscomb

■ Loss,
■ Non-Conf,
■ S Site,
■ H Home
■ A Away
N Neutral

Little Rock

Through Games Of Jan. 26, 2020

| Average RPI Win: | 271 | WON-LOST | WINNING | LAST 10 | STRENGTH OF | OPP. STRENGTH | TEAM | ADJ. | CONF. | ADJ CONF. |
|-------------------|----------|-----------|----------------|------------|-------------|---------------|------|------|-------|-----------|
| Average RPI Loss: | 93 | RECORD | PCT. RANK | GAMES | SCHEDULE | OF SCHEDULE | RPI | RPI | RPI | RPI |
| DIV. I ONLY | 8- 11 | 220 | 6-4 | 145 | 130 | 199 | 199 | 22 | 22 | |
| DIV. I NON-CONF. | 2- 9 | 304 | 0-2 | 39 | 26 | 224 | 224 | 21 | 21 | |
| TOTALS | RPI 1-25 | RPI 26-50 | W-L RECORDS | RPI 51-100 | RPI 101-150 | RPI 150+ | | | | |
| 8- 11 | 0- 3 | 0- 2 | OVERALL | 0- 1 | 0- 2 | 8- 3 | | | | |
| 6- 4 | 0- 1 | 0- 0 | HOME | 0- 0 | 0- 1 | 6- 2 | | | | |
| 2- 7 | 0- 2 | 0- 2 | AWAY | 0- 1 | 0- 1 | 2- 1 | | | | |
| 0- 0 | 0- 0 | 0- 0 | NEUTRAL | 0- 0 | 0- 0 | 0- 0 | | | | |
| 2- 9 | 0- 3 | 0- 2 | NON-CONFERENCE | 0- 0 | 0- 1 | 2- 3 | | | | |
| 2- 3 | 0- 1 | 0- 0 | HOME | 0- 0 | 0- 0 | 2- 2 | | | | |
| 0- 6 | 0- 2 | 0- 2 | AWAY | 0- 0 | 0- 1 | 0- 1 | | | | |
| 0- 0 | 0- 0 | 0- 0 | NEUTRAL | 0- 0 | 0- 0 | 0- 0 | | | | |
| 6- 2 | 0- 0 | 0- 0 | CONFERENCE | 0- 1 | 0- 1 | 6- 0 | | | | |
| 4- 1 | 0- 0 | 0- 0 | HOME | 0- 0 | 0- 1 | 4- 0 | | | | |
| 2- 1 | 0- 0 | 0- 0 | AWAY | 0- 1 | 0- 0 | 2- 0 | | | | |
| 0- 0 | 0- 0 | 0- 0 | NEUTRAL | 0- 0 | 0- 0 | 0- 0 | | | | |

| RPI S | Opponent | Score | RPI S | Opponent | Score | RPI S | Opponent | Score | RPI S | Opponent | Score | Team's RPI: 199 |
|--------------------|-------------------|-------|-------|-------------------|-------|-------|----------------|-------|-------|-------------------|-------|-----------------|
| 11 | A Mississippi St. | 50 89 | 28 | A Western Ky. | 58 77 | 99 | A UT Arlington | 58 65 | 101 | A Rice | 40 66 | |
| 18 | A Texas A&M | 35 78 | 47 | A Arkansas | 53 86 | | | | 122 | H Coastal Caro. | 48 68 | |
| 24 | H LSU | 50 65 | | | | | | | 160 | H Memphis | 50 68 | |
| | | | | | | | | | 167 | A Fla. Atlantic | 72 79 | |
| | | | | | | | | | 207 | H Central Ark. | 63 48 | |
| | | | | | | | | | 209 | H Arkansas St. | 67 58 | |
| | | | | | | | | | 216 | H Tulsa | 63 51 | |
| | | | | | | | | | 250 | H Louisiana Tech | 38 43 | |
| | | | | | | | | | 280 | H Appalachian St. | 68 63 | |
| | | | | | | | | | 291 | H Ga. Southern | 58 46 | |
| | | | | | | | | | 293 | A Texas St. | 78 66 | |
| | | | | | | | | | 323 | H Georgia St. | 66 46 | |
| | | | | | | | | | 346 | A La.-Monroe | 70 50 | |
| LAST 10 Division I | | | | | | | | | | | | |
| 280 | H Appalachian St. | 68 63 | 291 | H Ga. Southern | 58 46 | | | | | | | |
| 346 | A La.-Monroe | 70 50 | 99 | A UT Arlington | 58 65 | | | | | | | |
| 209 | H Arkansas St. | 67 58 | 293 | A Texas St. | 78 66 | | | | | | | |
| 122 | H Coastal Caro. | 48 68 | 11 | A Mississippi St. | 50 89 | | | | | | | |
| 323 | H Georgia St. | 66 46 | 47 | A Arkansas | 53 86 | | | | | | | |

Non-Div I Games:

Little Rock

Loss, Non-Conf, S Site, H Home A Away N Neutral

| | | | | | | | | | | |
|-------------------|----------|-----------|----------------|------------|-------------|---------------|------|------|-------|-----------|
| Average RPI Win: | 258 | WON-LOST | WINNING | LAST 10 | STRENGTH OF | OPP. STRENGTH | TEAM | ADJ. | CONF. | ADJ CONF. |
| Average RPI Loss: | 179 | RECORD | PCT. RANK | GAMES | SCHEDULE | OF SCHEDULE | RPI | RPI | RPI | RPI |
| DIV. I ONLY | 8- 10 | 205 | 6-4 | 316 | 161 | 263 | 263 | 27 | 27 | |
| DIV. I NON-CONF. | 4- 8 | 235 | 2-2 | 294 | 87 | 283 | 283 | 26 | 26 | |
| TOTALS | RPI 1-25 | RPI 26-50 | W-L RECORDS | RPI 51-100 | RPI 101-150 | RPI 150+ | | | | |
| 8- 10 | 0- 2 | 0- 0 | OVERALL | 0- 1 | 0- 1 | 8- 6 | | | | |
| 4- 3 | 0- 1 | 0- 0 | HOME | 0- 0 | 0- 0 | 4- 2 | | | | |
| 2- 7 | 0- 1 | 0- 0 | AWAY | 0- 1 | 0- 1 | 2- 4 | | | | |
| 2- 0 | 0- 0 | 0- 0 | NEUTRAL | 0- 0 | 0- 0 | 2- 0 | | | | |
| 4- 8 | 0- 2 | 0- 0 | NON-CONFERENCE | 0- 1 | 0- 1 | 4- 4 | | | | |
| 1- 3 | 0- 1 | 0- 0 | HOME | 0- 0 | 0- 0 | 1- 2 | | | | |
| 1- 5 | 0- 1 | 0- 0 | AWAY | 0- 1 | 0- 1 | 1- 2 | | | | |
| 2- 0 | 0- 0 | 0- 0 | NEUTRAL | 0- 0 | 0- 0 | 2- 0 | | | | |
| 4- 2 | 0- 0 | 0- 0 | CONFERENCE | 0- 0 | 0- 0 | 4- 2 | | | | |
| 3- 0 | 0- 0 | 0- 0 | HOME | 0- 0 | 0- 0 | 3- 0 | | | | |
| 1- 2 | 0- 0 | 0- 0 | AWAY | 0- 0 | 0- 0 | 1- 2 | | | | |
| 0- 0 | 0- 0 | 0- 0 | NEUTRAL | 0- 0 | 0- 0 | 0- 0 | | | | |

| RPI 1-25 | | | | RPI 26-50 | | | | RPI 51-100 | | | | RPI 101+ Team's RPI: 263 | | | |
|--------------------|---|-------------------|-------|-----------|---|---------------------|-------|------------|---|---------------------|-------|--------------------------|---|--------------------|-------|
| RPI | S | Opponent | Score | RPI | S | Opponent | Score | RPI | S | Opponent | Score | RPI | S | Opponent | Score |
| 2 | H | Oregon | 45 81 | | | | | 72 | A | Southern California | 40 57 | 126 | A | California | 45 68 |
| 6 | A | UCLA | 51 86 | | | | | | | | | 168 | A | Santa Clara | 54 46 |
| | | | | | | | | | | | | 187 | H | Hawaii | 62 55 |
| | | | | | | | | | | | | 188 | N | Penn St. | 64 56 |
| | | | | | | | | | | | | 191 | A | UC Davis | 55 57 |
| | | | | | | | | | | | | 234 | A | Cal St. Fullerton | 65 69 |
| | | | | | | | | | | | | 245 | H | LMU (CA) | 57 70 |
| | | | | | | | | | | | | 248 | H | CSUN | 60 52 |
| | | | | | | | | | | | | 282 | H | Utah St. | 48 56 |
| | | | | | | | | | | | | 296 | A | California Baptist | 70 79 |
| | | | | | | | | | | | | 297 | A | UC Irvine | 56 46 |
| | | | | | | | | | | | | 316 | H | Air Force | 74 68 |
| | | | | | | | | | | | | 324 | N | UTRGV | 69 65 |
| | | | | | | | | | | | | 331 | A | Seattle U | 54 66 |
| | | | | | | | | | | | | 334 | H | Cal Poly | 72 69 |
| LAST 10 Division I | | | | | | | | | | | | | | | |
| 297 | A | UC Irvine | 56 46 | 334 | H | Cal Poly | 72 69 | | | | | | | | |
| 187 | H | Hawaii | 62 55 | 72 | A | Southern California | 40 57 | | | | | | | | |
| 248 | H | CSUN | 60 52 | 324 | N | UTRGV | 69 65 | | | | | | | | |
| 191 | A | UC Davis | 55 57 | 316 | H | Air Force | 74 68 | | | | | | | | |
| 234 | A | Cal St. Fullerton | 65 69 | 2 | H | Oregon | 45 81 | | | | | | | | |

Non-Div I Games: Westcliff 94 47 Bethesda (CA) 90 43

Long Beach St.

Loss, Non-Conf, S Site, H Home A Away N Neutral

| | | | | | | | | | | |
|-------------------|----------|-----------|----------------|------------|-------------|---------------|------|------|-------|-----------|
| Average RPI Win: | 281 | WON-LOST | WINNING | LAST 10 | STRENGTH OF | OPP. STRENGTH | TEAM | ADJ. | CONF. | ADJ CONF. |
| Average RPI Loss: | 193 | RECORD | PCT. RANK | GAMES | SCHEDULE | OF SCHEDULE | RPI | RPI | RPI | RPI |
| DIV. I ONLY | 9- 9 | 176 | 6-4 | 320 | 299 | 270 | 270 | 26 | 26 | |
| DIV. I NON-CONF. | 4- 5 | 195 | 1-0 | 313 | 182 | 266 | 266 | 27 | 27 | |
| TOTALS | RPI 1-25 | RPI 26-50 | W-L RECORDS | RPI 51-100 | RPI 101-150 | RPI 150+ | | | | |
| 9- 9 | 0- 0 | 0- 1 | OVERALL | 0- 0 | 0- 2 | 9- 6 | | | | |
| 6- 4 | 0- 0 | 0- 0 | HOME | 0- 0 | 0- 1 | 6- 3 | | | | |
| 3- 5 | 0- 0 | 0- 1 | AWAY | 0- 0 | 0- 1 | 3- 3 | | | | |
| 0- 0 | 0- 0 | 0- 0 | NEUTRAL | 0- 0 | 0- 0 | 0- 0 | | | | |
| 4- 5 | 0- 0 | 0- 1 | NON-CONFERENCE | 0- 0 | 0- 1 | 4- 3 | | | | |
| 3- 1 | 0- 0 | 0- 0 | HOME | 0- 0 | 0- 0 | 3- 1 | | | | |
| 1- 4 | 0- 0 | 0- 1 | AWAY | 0- 0 | 0- 1 | 1- 2 | | | | |
| 0- 0 | 0- 0 | 0- 0 | NEUTRAL | 0- 0 | 0- 0 | 0- 0 | | | | |
| 5- 4 | 0- 0 | 0- 0 | CONFERENCE | 0- 0 | 0- 1 | 5- 3 | | | | |
| 3- 3 | 0- 0 | 0- 0 | HOME | 0- 0 | 0- 1 | 3- 2 | | | | |
| 2- 1 | 0- 0 | 0- 0 | AWAY | 0- 0 | 0- 0 | 2- 1 | | | | |
| 0- 0 | 0- 0 | 0- 0 | NEUTRAL | 0- 0 | 0- 0 | 0- 0 | | | | |

| RPI 1-25 | | | RPI 26-50 | | | RPI 51-100 | | | RPI 101+ Team's RPI: 270 | | |
|--------------------|---|---------------|-----------|-----|---|----------------|-------|-----|--------------------------|----------------|-------|
| RPI | S | Opponent | Score | RPI | S | Opponent | Score | RPI | S | Opponent | Score |
| | | | | 45 | A | James Madison | 53 93 | 130 | A | Florida | 54 71 |
| | | | | | | | | 142 | H | Campbell | 55 70 |
| | | | | | | | | 174 | A | Norfolk St. | 46 49 |
| | | | | | | | | 208 | H | High Point | 69 76 |
| | | | | | | | | 224 | H | Brown | 86 76 |
| | | | | | | | | 230 | H | Radford | 61 62 |
| | | | | | | | | 237 | H | Gardner-Webb | 80 70 |
| | | | | | | | | 249 | A | Winthrop | 63 74 |
| | | | | | | | | 254 | H | UNCW | 59 58 |
| | | | | | | | | 257 | H | UNC Asheville | 73 56 |
| | | | | | | | | 259 | H | Delaware St. | 78 62 |
| | | | | | | | | 271 | H | East Carolina | 61 64 |
| | | | | | | | | 284 | A | Wofford | 76 79 |
| | | | | | | | | 299 | A | Presbyterian | 71 60 |
| | | | | | | | | 325 | A | UMES | 71 62 |
| | | | | | | | | 333 | H | Charleston So. | 84 64 |
| | | | | | | | | 341 | A | USC Upstate | 70 62 |
| LAST 10 Division I | | | | | | | | | | | |
| 257 | H | UNC Asheville | 73 56 | 333 | H | Charleston So. | 84 64 | | | | |
| 249 | A | Winthrop | 63 74 | 142 | H | Campbell | 55 70 | | | | |
| 208 | H | High Point | 69 76 | 299 | A | Presbyterian | 71 60 | | | | |
| 230 | H | Radford | 61 62 | 237 | H | Gardner-Webb | 80 70 | | | | |
| 341 | A | USC Upstate | 70 62 | 325 | A | UMES | 71 62 | | | | |

Non-Div I Games:

Longwood

Louisiana

Through Games Of Jan. 26, 2020

| | | | | | | | | | |
|------------------------------|----------|-----------|----------------|-------------|---------------|----------|------|-------|-----------|
| Average RPI Win: 244 | WON-LOST | WINNING | LAST 10 | STRENGTH OF | OPP. STRENGTH | TEAM | ADJ. | CONF. | ADJ CONF. |
| Average RPI Loss: 162 | RECORD | PCT. RANK | GAMES | SCHEDULE | OF SCHEDULE | RPI | RPI | RPI | RPI |
| DIV. I ONLY | 11- 6 | 96 | 7-3 | 265 | 239 | 128 | 128 | 22 | 22 |
| DIV. I NON-CONF. | 5- 4 | 140 | 1-1 | 237 | 210 | 142 | 142 | 21 | 21 |
| TOTALS | RPI 1-25 | RPI 26-50 | W-L RECORDS | RPI 51-100 | RPI 101-150 | RPI 150+ | | | |
| 11- 6 | 0- 1 | 0- 0 | OVERALL | 1- 1 | 1- 0 | 9- 4 | | | |
| 5- 1 | 0- 1 | 0- 0 | HOME | 0- 0 | 0- 0 | 5- 0 | | | |
| 6- 5 | 0- 0 | 0- 0 | AWAY | 1- 1 | 1- 0 | 4- 4 | | | |
| 0- 0 | 0- 0 | 0- 0 | NEUTRAL | 0- 0 | 0- 0 | 0- 0 | | | |
| 5- 4 | 0- 1 | 0- 0 | NON-CONFERENCE | 0- 0 | 1- 0 | 4- 3 | | | |
| 2- 1 | 0- 1 | 0- 0 | HOME | 0- 0 | 0- 0 | 2- 0 | | | |
| 3- 3 | 0- 0 | 0- 0 | AWAY | 0- 0 | 1- 0 | 2- 3 | | | |
| 0- 0 | 0- 0 | 0- 0 | NEUTRAL | 0- 0 | 0- 0 | 0- 0 | | | |
| 6- 2 | 0- 0 | 0- 0 | CONFERENCE | 1- 1 | 0- 0 | 5- 1 | | | |
| 3- 0 | 0- 0 | 0- 0 | HOME | 0- 0 | 0- 0 | 3- 0 | | | |
| 3- 2 | 0- 0 | 0- 0 | AWAY | 1- 1 | 0- 0 | 2- 1 | | | |
| 0- 0 | 0- 0 | 0- 0 | NEUTRAL | 0- 0 | 0- 0 | 0- 0 | | | |

| RPI 1-25 | | | | RPI 26-50 | | | | RPI 51-100 | | | | RPI 101+ Team's RPI: 128 | | | |
|--------------------|---|-----------------|--------------|-----------|---|---------------|--------------|------------|---|--------------|--------------|--------------------------|---|------------------|--------------|
| RPI | S | Opponent | Score | RPI | S | Opponent | Score | RPI | S | Opponent | Score | RPI | S | Opponent | Score |
| 11 | H | Mississippi St. | 48 64 | | | | | 66 | A | Troy | 79 73 | 149 | A | New Orleans | 65 60 |
| | | | | | | | | 99 | A | UT Arlington | 52 79 | 163 | A | Sam Houston St. | 73 77 |
| | | | | | | | | | | | | 170 | A | Jackson St. | 54 65 |
| | | | | | | | | | | | | 209 | H | Arkansas St. | 83 43 |
| | | | | | | | | | | | | 217 | A | Lamar University | 74 63 |
| | | | | | | | | | | | | 231 | H | Southeastern La. | 60 50 |
| | | | | | | | | | | | | 236 | A | North Texas | 66 69 |
| | | | | | | | | | | | | 262 | H | South Alabama | 73 68 |
| | | | | | | | | | | | | 275 | A | Ole Miss | 53 42 |
| | | | | | | | | | | | | 291 | A | Ga. Southern | 67 83 |
| | | | | | | | | | | | | 293 | A | Texas St. | 73 67 |
| | | | | | | | | | | | | 318 | H | McNeese | 75 55 |
| | | | | | | | | | | | | 323 | A | Georgia St. | 75 65 |
| | | | | | | | | | | | | 346 | H | La.-Monroe | 68 55 |
| LAST 10 Division I | | | | | | | | | | | | | | | |
| 346 | H | La.-Monroe | 68 55 | 262 | H | South Alabama | 73 68 | | | | | | | | |
| 209 | H | Arkansas St. | 83 43 | 291 | A | Ga. Southern | 67 83 | | | | | | | | |
| 293 | A | Texas St. | 73 67 | 323 | A | Georgia St. | 75 65 | | | | | | | | |
| 99 | A | UT Arlington | 52 79 | 170 | A | Jackson St. | 54 65 | | | | | | | | |
| 66 | A | Troy | 79 73 | 275 | A | Ole Miss | 53 42 | | | | | | | | |

Non-Div I Games: Loyola (LA) 67 51 Xavier (LA) 62 49

Louisiana

■ Loss,
 ■ Non-Conf, S Site,
 ■ Home
 ■ Away
 N Neutral

| | | | | | | | | | | |
|-------------------|----------|-----------|----------------|------------|-------------|---------------|------|------|-------|-----------|
| Average RPI Win: | 215 | WON-LOST | WINNING | LAST 10 | STRENGTH OF | OPP. STRENGTH | TEAM | ADJ. | CONF. | ADJ CONF. |
| Average RPI Loss: | 194 | RECORD | PCT. RANK | GAMES | SCHEDULE | OF SCHEDULE | RPI | RPI | RPI | RPI |
| DIV. I ONLY | 8- 8 | 176 | 5-5 | 271 | 179 | 250 | 250 | 13 | 13 | |
| DIV. I NON-CONF. | 6- 3 | 90 | 3-0 | 337 | 212 | 225 | 225 | 13 | 13 | |
| TOTALS | RPI 1-25 | RPI 26-50 | W-L RECORDS | RPI 51-100 | RPI 101-150 | RPI 150+ | | | | |
| 8- 8 | 0- 0 | 0- 0 | OVERALL | 1- 0 | 0- 2 | 7- 6 | | | | |
| 7- 3 | 0- 0 | 0- 0 | HOME | 1- 0 | 0- 1 | 6- 2 | | | | |
| 1- 5 | 0- 0 | 0- 0 | AWAY | 0- 0 | 0- 1 | 1- 4 | | | | |
| 0- 0 | 0- 0 | 0- 0 | NEUTRAL | 0- 0 | 0- 0 | 0- 0 | | | | |
| 6- 3 | 0- 0 | 0- 0 | NON-CONFERENCE | 0- 0 | 0- 0 | 6- 3 | | | | |
| 5- 1 | 0- 0 | 0- 0 | HOME | 0- 0 | 0- 0 | 5- 1 | | | | |
| 1- 2 | 0- 0 | 0- 0 | AWAY | 0- 0 | 0- 0 | 1- 2 | | | | |
| 0- 0 | 0- 0 | 0- 0 | NEUTRAL | 0- 0 | 0- 0 | 0- 0 | | | | |
| 2- 5 | 0- 0 | 0- 0 | CONFERENCE | 1- 0 | 0- 2 | 1- 3 | | | | |
| 2- 2 | 0- 0 | 0- 0 | HOME | 1- 0 | 0- 1 | 1- 1 | | | | |
| 0- 3 | 0- 0 | 0- 0 | AWAY | 0- 0 | 0- 1 | 0- 2 | | | | |
| 0- 0 | 0- 0 | 0- 0 | NEUTRAL | 0- 0 | 0- 0 | 0- 0 | | | | |

| RPI 1-25 | | | | RPI 26-50 | | | | RPI 51-100 | | | | RPI 101+ | | | | Team's RPI: 250 | |
|--------------------|---|----------|-------|-----------|---|----------|-------|------------|---|--------------|-------|----------|---|------------------|-------|-----------------|--|
| RPI | S | Opponent | Score | RPI | S | Opponent | Score | RPI | S | Opponent | Score | RPI | S | Opponent | Score | | |
| | | | | | | | | 52 | H | Middle Tenn. | 78 60 | 101 | A | Rice | 47 | 60 | |
| | | | | | | | | | | | | 112 | H | UAB | 51 | 71 | |
| | | | | | | | | | | | | 160 | H | Memphis | 83 | 74 | |
| | | | | | | | | | | | | 161 | A | Houston | 53 | 67 | |
| | | | | | | | | | | | | 166 | H | Wichita St. | 80 | 88 | |
| | | | | | | | | | | | | 197 | A | Southern Miss. | 60 | 66 | |
| | | | | | | | | | | | | 199 | A | Little Rock | 43 | 38 | |
| | | | | | | | | | | | | 209 | H | Arkansas St. | 67 | 54 | |
| | | | | | | | | | | | | 213 | H | UTEP | 87 | 80 | |
| | | | | | | | | | | | | 231 | H | Southeastern La. | 92 | 78 | |
| | | | | | | | | | | | | 236 | A | North Texas | 69 | 74 | |
| | | | | | | | | | | | | 275 | A | Ole Miss | 53 | 76 | |
| | | | | | | | | | | | | 303 | H | UTSA | 73 | 82 | |
| | | | | | | | | | | | | 318 | H | McNeese | 79 | 54 | |
| | | | | | | | | | | | | 340 | H | Grambling | 70 | 66 | |
| LAST 10 Division I | | | | | | | | | | | | | | | | | |
| | | | | | | | | | | | | | | | | | |
| | | | | | | | | | | | | | | | | | |
| | | | | | | | | | | | | | | | | | |
| | | | | | | | | | | | | | | | | | |
| | | | | | | | | | | | | | | | | | |
| | | | | | | | | | | | | | | | | | |
| | | | | | | | | | | | | | | | | | |
| | | | | | | | | | | | | | | | | | |
| | | | | | | | | | | | | | | | | | |
| | | | | | | | | | | | | | | | | | |
| | | | | | | | | | | | | | | | | | |
| | | | | | | | | | | | | | | | | | |
| | | | | | | | | | | | | | | | | | |
| | | | | | | | | | | | | | | | | | |
| | | | | | | | | | | | | | | | | | |
| | | | | | | | | | | | | | | | | | |
| | | | | | | | | | | | | | | | | | |
| | | | | | | | | | | | | | | | | | |
| | | | | | | | | | | | | | | | | | |
| | | | | | | | | | | | | | | | | | |
| | | | | | | | | | | | | | | | | | |
| | | | | | | | | | | | | | | | | | |
| | | | | | | | | | | | | | | | | | |
| | | | | | | | | | | | | | | | | | |
| | | | | | | | | | | | | | | | | | |
| | | | | | | | | | | | | | | | | | |
| | | | | | | | | | | | | | | | | | |
| | | | | | | | | | | | | | | | | | |
| | | | | | | | | | | | | | | | | | |
| | | | | | | | | | | | | | | | | | |
| | | | | | | | | | | | | | | | | | |
| | | | | | | | | | | | | | | | | | |
| | | | | | | | | | | | | | | | | | |
| | | | | | | | | | | | | | | | | | |
| | | | | | | | | | | | | | | | | | |
| | | | | | | | | | | | | | | | | | |
| | | | | | | | | | | | | | | | | | |
| | | | | | | | | | | | | | | | | | |
| | | | | | | | | | | | | | | | | | |
| | | | | | | | | | | | | | | | | | |
| | | | | | | | | | | | | | | | | | |
| | | | | | | | | | | | | | | | | | |
| | | | | | | | | | | | | | | | | | |
| | | | | | | | | | | | | | | | | | |
| | | | | | | | | | | | | | | | | | |
| | | | | | | | | | | | | | | | | | |
| | | | | | | | | | | | | | | | | | |
| | | | | | | | | | | | | | | | | | |
| | | | | | | | | | | | | | | | | | |
| | | | | | | | | | | | | | | | | | |
| | | | | | | | | | | | | | | | | | |
| | | | | | | | | | | | | | | | | | |
| | | | | | | | | | | | | | | | | | |

Non-Div I Games: Loyola (LA) 71 52 LSU-Alexandria 93 61

Louisiana Tech

Louisville

Through Games Of Jan. 26, 2020

| | | | | | | | | | | |
|-------------------|----------|-----------|----------------|------------|-------------|---------------|------|------|-------|-----------|
| Average RPI Win: | 100 | WON-LOST | WINNING | LAST 10 | STRENGTH OF | OPP. STRENGTH | TEAM | ADJ. | CONF. | ADJ CONF. |
| Average RPI Loss: | 25 | RECORD | PCT. RANK | GAMES | SCHEDULE | OF SCHEDULE | RPI | RPI | RPI | RPI |
| DIV. I ONLY | 20- 1 | 1 | 10-0 | 42 | 1 | 3 | 3 | 5 | 5 | |
| DIV. I NON-CONF. | 11- 1 | 13 | 1-0 | 9 | 5 | 1 | 1 | 3 | 3 | |
| TOTALS | RPI 1-25 | RPI 26-50 | W-L RECORDS | RPI 51-100 | RPI 101-150 | RPI 150+ | | | | |
| 20- 1 | 3- 1 | 4- 0 | OVERALL | 6- 0 | 2- 0 | 5- 0 | | | | |
| 10- 0 | 1- 0 | 3- 0 | HOME | 1- 0 | 2- 0 | 3- 0 | | | | |
| 7- 1 | 1- 1 | 0- 0 | AWAY | 4- 0 | 0- 0 | 2- 0 | | | | |
| 3- 0 | 1- 0 | 1- 0 | NEUTRAL | 1- 0 | 0- 0 | 0- 0 | | | | |
| 11- 1 | 3- 1 | 2- 0 | NON-CONFERENCE | 2- 0 | 1- 0 | 3- 0 | | | | |
| 5- 0 | 1- 0 | 1- 0 | HOME | 0- 0 | 1- 0 | 2- 0 | | | | |
| 3- 1 | 1- 1 | 0- 0 | AWAY | 1- 0 | 0- 0 | 1- 0 | | | | |
| 3- 0 | 1- 0 | 1- 0 | NEUTRAL | 1- 0 | 0- 0 | 0- 0 | | | | |
| 9- 0 | 0- 0 | 2- 0 | CONFERENCE | 4- 0 | 1- 0 | 2- 0 | | | | |
| 5- 0 | 0- 0 | 2- 0 | HOME | 1- 0 | 1- 0 | 1- 0 | | | | |
| 4- 0 | 0- 0 | 0- 0 | AWAY | 3- 0 | 0- 0 | 1- 0 | | | | |
| 0- 0 | 0- 0 | 0- 0 | NEUTRAL | 0- 0 | 0- 0 | 0- 0 | | | | |

| RPI | S | Opponent | Score | RPI | S | Opponent | Score | RPI | S | Opponent | Score | RPI | S | Opponent | Score |
|--------------------|---|----------------|-------|-----|---|--------------|-------|-----|---|----------------|-------|-----|---|--------------|-------|
| 2 | N | Oregon | 72 62 | 28 | H | Western Ky. | 75 56 | 57 | A | North Carolina | 74 67 | 110 | H | Boise St. | 98 82 |
| 20 | A | Kentucky | 67 66 | 34 | H | Virginia | 71 56 | 63 | A | Miami (FL) | 87 41 | 114 | H | Syracuse | 62 58 |
| 22 | H | Central Mich. | 76 63 | 36 | H | Duke | 60 55 | 67 | H | Wake Forest | 75 61 | 173 | A | Clemson | 75 50 |
| 25 | A | Ohio St. | 60 67 | 46 | N | Oklahoma St. | 69 48 | 84 | A | UT Martin | 71 63 | 218 | H | Murray St. | 76 40 |
| | | | | | | | | 89 | A | Boston College | 81 70 | 228 | A | Northern Ky. | 85 57 |
| | | | | | | | | 99 | N | UT Arlington | 76 67 | 233 | H | Chattanooga | 86 37 |
| | | | | | | | | | | | | 285 | H | Pittsburgh | 83 49 |
| LAST 10 Division I | | | | | | | | | | | | | | | |
| 285 | H | Pittsburgh | 83 49 | 63 | A | Miami (FL) | 87 41 | | | | | | | | |
| 34 | H | Virginia | 71 56 | 36 | H | Duke | 60 55 | | | | | | | | |
| 57 | A | North Carolina | 74 67 | 173 | A | Clemson | 75 50 | | | | | | | | |
| 89 | A | Boston College | 81 70 | 114 | H | Syracuse | 62 58 | | | | | | | | |
| 67 | H | Wake Forest | 75 61 | 84 | A | UT Martin | 71 63 | | | | | | | | |

Non-Div I Games:

Louisville

■ Loss,
■ Non-Conf, S Site,
■ Home
■ Away
N Neutral

Loyola Chicago

Through Games Of Jan. 26, 2020

| | | | | | | | | | | |
|-------------------|----------|-----------|----------------|------------|-------------|---------------|------|------|-------|-----------|
| Average RPI Win: | 228 | WON-LOST | WINNING | LAST 10 | STRENGTH OF | OPP. STRENGTH | TEAM | ADJ. | CONF. | ADJ CONF. |
| Average RPI Loss: | 76 | RECORD | PCT. RANK | GAMES | SCHEDULE | OF SCHEDULE | RPI | RPI | RPI | RPI |
| DIV. I ONLY | 13- 5 | 52 | 5-5 | 184 | 181 | 102 | 102 | 7 | 7 | |
| DIV. I NON-CONF. | 9- 2 | 38 | 1-2 | 264 | 274 | 107 | 107 | 7 | 7 | |
| TOTALS | RPI 1-25 | RPI 26-50 | W-L RECORDS | RPI 51-100 | RPI 101-150 | RPI 150+ | | | | |
| 13- 5 | 0- 2 | 0- 0 | OVERALL | 2- 1 | 1- 1 | 10- 1 | | | | |
| 5- 4 | 0- 2 | 0- 0 | HOME | 2- 1 | 0- 1 | 3- 0 | | | | |
| 8- 1 | 0- 0 | 0- 0 | AWAY | 0- 0 | 1- 0 | 7- 1 | | | | |
| 0- 0 | 0- 0 | 0- 0 | NEUTRAL | 0- 0 | 0- 0 | 0- 0 | | | | |
| 9- 2 | 0- 1 | 0- 0 | NON-CONFERENCE | 0- 0 | 1- 1 | 8- 0 | | | | |
| 3- 2 | 0- 1 | 0- 0 | HOME | 0- 0 | 0- 1 | 3- 0 | | | | |
| 6- 0 | 0- 0 | 0- 0 | AWAY | 0- 0 | 1- 0 | 5- 0 | | | | |
| 0- 0 | 0- 0 | 0- 0 | NEUTRAL | 0- 0 | 0- 0 | 0- 0 | | | | |
| 4- 3 | 0- 1 | 0- 0 | CONFERENCE | 2- 1 | 0- 0 | 2- 1 | | | | |
| 2- 2 | 0- 1 | 0- 0 | HOME | 2- 1 | 0- 0 | 0- 0 | | | | |
| 2- 1 | 0- 0 | 0- 0 | AWAY | 0- 0 | 0- 0 | 2- 1 | | | | |
| 0- 0 | 0- 0 | 0- 0 | NEUTRAL | 0- 0 | 0- 0 | 0- 0 | | | | |

| RPI | S | Opponent | Score | RPI | S | Opponent | Score | RPI | S | Opponent | Score | RPI | S | Opponent | Score |
|--------------------|---|--------------|-------|-----|---|---------------|-------|-----|---|---------------|-------|-----|---|---------------|-------|
| 12 | H | Missouri St. | 72 74 | | | | | 53 | H | Bradley | 47 60 | 123 | A | Portland | 78 64 |
| 17 | H | DePaul | 76 83 | | | | | 87 | H | Southern Ill. | 51 49 | 132 | H | Western Mich. | 60 70 |
| | | | | | | | | 93 | H | Illinois St. | 69 64 | 159 | H | Dartmouth | 61 40 |
| | | | | | | | | | | | | 164 | A | Valparaiso | 64 66 |
| | | | | | | | | | | | | 192 | H | Bowling Green | 84 76 |
| | | | | | | | | | | | | 227 | A | UMKC | 72 67 |
| | | | | | | | | | | | | 242 | A | Eastern Ill. | 67 51 |
| | | | | | | | | | | | | 269 | A | Indiana St. | 58 51 |
| | | | | | | | | | | | | 281 | H | Vermont | 78 76 |
| | | | | | | | | | | | | 314 | A | Detroit Mercy | 89 60 |
| | | | | | | | | | | | | 315 | A | Evansville | 71 61 |
| | | | | | | | | | | | | 320 | A | SIUE | 63 50 |
| | | | | | | | | | | | | 347 | A | Chicago St. | 98 53 |
| LAST 10 Division I | | | | | | | | | | | | | | | |
| 164 | A | Valparaiso | 64 66 | 87 | H | Southern Ill. | 51 49 | | | | | | | | |
| 93 | H | Illinois St. | 69 64 | 12 | H | Missouri St. | 72 74 | | | | | | | | |
| 53 | H | Bradley | 47 60 | 132 | H | Western Mich. | 60 70 | | | | | | | | |
| 269 | A | Indiana St. | 58 51 | 17 | H | DePaul | 76 83 | | | | | | | | |
| 315 | A | Evansville | 71 61 | 192 | H | Bowling Green | 84 76 | | | | | | | | |

Non-Div I Games:

Loyola Chicago

Loss, Non-Conf, S Site, H Home A Away N Neutral

Loyola Maryland

Through Games Of Jan. 26, 2020

| | | | | | | | | | | |
|-------------------|----------|-----------|----------------|------------|-------------|---------------|------|------|-------|-----------|
| Average RPI Win: | 227 | WON-LOST | WINNING | LAST 10 | STRENGTH OF | OPP. STRENGTH | TEAM | ADJ. | CONF. | ADJ CONF. |
| Average RPI Loss: | 155 | RECORD | PCT. RANK | GAMES | SCHEDULE | OF SCHEDULE | RPI | RPI | RPI | RPI |
| DIV. I ONLY | 5- 14 | 289 | 4-6 | 150 | 204 | 274 | 274 | 15 | 15 | |
| DIV. I NON-CONF. | 3- 8 | 268 | 2-0 | 201 | 220 | 263 | 263 | 16 | 16 | |
| TOTALS | RPI 1-25 | RPI 26-50 | W-L RECORDS | RPI 51-100 | RPI 101-150 | RPI 150+ | | | | |
| 5- 14 | 0- 2 | 0- 0 | OVERALL | 1- 1 | 0- 4 | 4- 7 | | | | |
| 4- 4 | 0- 0 | 0- 0 | HOME | 1- 1 | 0- 2 | 3- 1 | | | | |
| 1- 9 | 0- 2 | 0- 0 | AWAY | 0- 0 | 0- 1 | 1- 6 | | | | |
| 0- 1 | 0- 0 | 0- 0 | NEUTRAL | 0- 0 | 0- 1 | 0- 0 | | | | |
| 3- 8 | 0- 2 | 0- 0 | NON-CONFERENCE | 0- 0 | 0- 2 | 3- 4 | | | | |
| 2- 1 | 0- 0 | 0- 0 | HOME | 0- 0 | 0- 0 | 2- 1 | | | | |
| 1- 6 | 0- 2 | 0- 0 | AWAY | 0- 0 | 0- 1 | 1- 3 | | | | |
| 0- 1 | 0- 0 | 0- 0 | NEUTRAL | 0- 0 | 0- 1 | 0- 0 | | | | |
| 2- 6 | 0- 0 | 0- 0 | CONFERENCE | 1- 1 | 0- 2 | 1- 3 | | | | |
| 2- 3 | 0- 0 | 0- 0 | HOME | 1- 1 | 0- 2 | 1- 0 | | | | |
| 0- 3 | 0- 0 | 0- 0 | AWAY | 0- 0 | 0- 0 | 0- 3 | | | | |
| 0- 0 | 0- 0 | 0- 0 | NEUTRAL | 0- 0 | 0- 0 | 0- 0 | | | | |

| RPI 1-25 | | | | RPI 26-50 | | | | RPI 51-100 | | | | RPI 101+ Team's RPI: 274 | | | |
|--------------------|---|-----------------|--------|-----------|---|------------|-------|------------|---|----------|-------|--------------------------|---|----------------------|-------|
| RPI | S | Opponent | Score | RPI | S | Opponent | Score | RPI | S | Opponent | Score | RPI | S | Opponent | Score |
| 8 | A | Maryland | 45 105 | | | | | 60 | H | Bucknell | 60 50 | 115 | H | Lehigh | 53 55 |
| 15 | A | Northwestern | 46 67 | | | | | 91 | H | Colgate | 74 76 | 124 | H | Holy Cross | 56 64 |
| | | | | | | | | | | | | 127 | A | Notre Dame | 60 84 |
| | | | | | | | | | | | | 139 | N | Wright St. | 51 66 |
| | | | | | | | | | | | | 159 | H | Dartmouth | 72 56 |
| | | | | | | | | | | | | 167 | A | Fla. Atlantic | 61 72 |
| | | | | | | | | | | | | 190 | A | American | 44 63 |
| | | | | | | | | | | | | 200 | A | Boston U. | 42 44 |
| | | | | | | | | | | | | 202 | A | Lafayette | 52 55 |
| | | | | | | | | | | | | 238 | H | Howard | 69 75 |
| | | | | | | | | | | | | 240 | A | Mt. St. Mary's | 75 81 |
| | | | | | | | | | | | | 286 | H | Monmouth | 64 48 |
| | | | | | | | | | | | | 294 | H | Army West Point | 68 59 |
| | | | | | | | | | | | | 312 | A | St. Francis Brooklyn | 78 89 |
| | | | | | | | | | | | | 335 | A | Fairleigh Dickinson | 75 46 |
| LAST 10 Division I | | | | | | | | | | | | | | | |
| 60 | H | Bucknell | 60 50 | 91 | H | Colgate | 74 76 | | | | | | | | |
| 190 | A | American | 44 63 | 115 | H | Lehigh | 53 55 | | | | | | | | |
| 294 | H | Army West Point | 68 59 | 124 | H | Holy Cross | 56 64 | | | | | | | | |
| 200 | A | Boston U. | 42 44 | 159 | H | Dartmouth | 72 56 | | | | | | | | |
| 202 | A | Lafayette | 52 55 | 286 | H | Monmouth | 64 48 | | | | | | | | |

Non-Div I Games:

Loyola Maryland

Loss, Non-Conf, S Site, H Home A Away N Neutral

Maine

Through Games Of Jan. 26, 2020

| | | | | | | | | | |
|------------------------------|----------|-----------|----------------|-------------|---------------|----------|------|-------|-----------|
| Average RPI Win: 267 | WON-LOST | WINNING | LAST 10 | STRENGTH OF | OPP. STRENGTH | TEAM | ADJ. | CONF. | ADJ CONF. |
| Average RPI Loss: 134 | RECORD | PCT. RANK | GAMES | SCHEDULE | OF SCHEDULE | RPI | RPI | RPI | RPI |
| DIV. I ONLY | 7- 14 | 260 | 4-6 | 155 | 237 | 255 | 255 | 28 | 28 |
| DIV. I NON-CONF. | 3- 10 | 282 | 0-2 | 86 | 112 | 241 | 241 | 28 | 28 |
| TOTALS | RPI 1-25 | RPI 26-50 | W-L RECORDS | RPI 51-100 | RPI 101-150 | RPI 150+ | | | |
| 7- 14 | 0- 1 | 0- 2 | OVERALL | 0- 3 | 1- 2 | 6- 6 | | | |
| 5- 4 | 0- 0 | 0- 0 | HOME | 0- 0 | 1- 2 | 4- 2 | | | |
| 2- 7 | 0- 1 | 0- 0 | AWAY | 0- 2 | 0- 0 | 2- 4 | | | |
| 0- 3 | 0- 0 | 0- 2 | NEUTRAL | 0- 1 | 0- 0 | 0- 0 | | | |
| 3- 10 | 0- 1 | 0- 2 | NON-CONFERENCE | 0- 2 | 1- 2 | 2- 3 | | | |
| 2- 3 | 0- 0 | 0- 0 | HOME | 0- 0 | 1- 2 | 1- 1 | | | |
| 1- 4 | 0- 1 | 0- 0 | AWAY | 0- 1 | 0- 0 | 1- 2 | | | |
| 0- 3 | 0- 0 | 0- 2 | NEUTRAL | 0- 1 | 0- 0 | 0- 0 | | | |
| 4- 4 | 0- 0 | 0- 0 | CONFERENCE | 0- 1 | 0- 0 | 4- 3 | | | |
| 3- 1 | 0- 0 | 0- 0 | HOME | 0- 0 | 0- 0 | 3- 1 | | | |
| 1- 3 | 0- 0 | 0- 0 | AWAY | 0- 1 | 0- 0 | 1- 2 | | | |
| 0- 0 | 0- 0 | 0- 0 | NEUTRAL | 0- 0 | 0- 0 | 0- 0 | | | |

| RPI 1-25 | | | | RPI 26-50 | | | | RPI 51-100 | | | | RPI 101+ Team's RPI: 255 | | | |
|--------------------|---|--------------|--------------|-----------|---|---------------|--------------|------------|---|-------------|--------------|--------------------------|---|---------------|--------------|
| RPI | S | Opponent | Score | RPI | S | Opponent | Score | RPI | S | Opponent | Score | RPI | S | Opponent | Score |
| 19 | A | NC State | 34 62 | 27 | N | Arizona St. | 31 57 | 69 | A | Drexel | 57 70 | 133 | H | Northeastern | 58 66 |
| | | | | 30 | N | Drake | 62 94 | 79 | N | Dayton | 49 78 | 140 | H | Harvard | 40 69 |
| | | | | | | | | 96 | A | Stony Brook | 69 73 | 143 | H | Green Bay | 61 60 |
| | | | | | | | | | | | | 159 | A | Dartmouth | 41 57 |
| | | | | | | | | | | | | 180 | A | Binghamton | 63 73 |
| | | | | | | | | | | | | 200 | H | Boston U. | 49 62 |
| | | | | | | | | | | | | 220 | A | UMass Lowell | 57 66 |
| | | | | | | | | | | | | 224 | A | Brown | 70 76 |
| | | | | | | | | | | | | 229 | A | Delaware | 69 56 |
| | | | | | | | | | | | | 277 | H | Navy | 46 41 |
| | | | | | | | | | | | | 279 | H | New Hampshire | 67 50 |
| | | | | | | | | | | | | 281 | A | Vermont | 65 47 |
| | | | | | | | | | | | | 306 | H | UMBC | 54 74 |
| | | | | | | | | | | | | 313 | H | Albany (NY) | 60 49 |
| | | | | | | | | | | | | 345 | H | Hartford | 87 73 |
| LAST 10 Division I | | | | | | | | | | | | | | | |
| 306 | H | UMBC | 54 74 | 279 | H | New Hampshire | 67 50 | | | | | | | | |
| 281 | A | Vermont | 65 47 | 96 | A | Stony Brook | 69 73 | | | | | | | | |
| 180 | A | Binghamton | 63 73 | 345 | H | Hartford | 87 73 | | | | | | | | |
| 220 | A | UMass Lowell | 57 66 | 69 | A | Drexel | 57 70 | | | | | | | | |
| 313 | H | Albany (NY) | 60 49 | 133 | H | Northeastern | 58 66 | | | | | | | | |

Non-Div I Games: Husson 104 43

Maine

 Loss,
 Non-Conf,
 S Site,
 H Home
 A Away
N Neutral

| | | | | | | | | | | |
|-------------------|----------|-----------|----------------|------------|-------------|---------------|------|------|-------|-----------|
| Average RPI Win: | 276 | WON-LOST | WINNING | LAST 10 | STRENGTH OF | OPP. STRENGTH | TEAM | ADJ. | CONF. | ADJ CONF. |
| Average RPI Loss: | 146 | RECORD | PCT. RANK | GAMES | SCHEDULE | OF SCHEDULE | RPI | RPI | RPI | RPI |
| DIV. I ONLY | 8- 10 | 205 | 5-5 | 227 | 289 | 222 | 222 | 24 | 24 | |
| DIV. I NON-CONF. | 3- 6 | 235 | 0-1 | 70 | 298 | 194 | 194 | 25 | 25 | |
| TOTALS | RPI 1-25 | RPI 26-50 | W-L RECORDS | RPI 51-100 | RPI 101-150 | RPI 150+ | | | | |
| 8- 10 | 0- 0 | 0- 1 | OVERALL | 0- 3 | 0- 2 | 8- 4 | | | | |
| 5- 3 | 0- 0 | 0- 0 | HOME | 0- 1 | 0- 2 | 5- 0 | | | | |
| 3- 7 | 0- 0 | 0- 1 | AWAY | 0- 2 | 0- 0 | 3- 4 | | | | |
| 0- 0 | 0- 0 | 0- 0 | NEUTRAL | 0- 0 | 0- 0 | 0- 0 | | | | |
| 3- 6 | 0- 0 | 0- 1 | NON-CONFERENCE | 0- 2 | 0- 2 | 3- 1 | | | | |
| 2- 2 | 0- 0 | 0- 0 | HOME | 0- 0 | 0- 2 | 2- 0 | | | | |
| 1- 4 | 0- 0 | 0- 1 | AWAY | 0- 2 | 0- 0 | 1- 1 | | | | |
| 0- 0 | 0- 0 | 0- 0 | NEUTRAL | 0- 0 | 0- 0 | 0- 0 | | | | |
| 5- 4 | 0- 0 | 0- 0 | CONFERENCE | 0- 1 | 0- 0 | 5- 3 | | | | |
| 3- 1 | 0- 0 | 0- 0 | HOME | 0- 1 | 0- 0 | 3- 0 | | | | |
| 2- 3 | 0- 0 | 0- 0 | AWAY | 0- 0 | 0- 0 | 2- 3 | | | | |
| 0- 0 | 0- 0 | 0- 0 | NEUTRAL | 0- 0 | 0- 0 | 0- 0 | | | | |

| RPI S | Opponent | Score | RPI S | Opponent | Score | RPI S | Opponent | Score | RPI S | Opponent | Score | Team's RPI: 222 |
|--------------------|----------|-------|-------|------------|-------|-------|---------------|-------|-------|---------------------|-------|-----------------|
| | | | 50 A | Nebraska | 51 71 | 73 H | Marist | 66 71 | 109 H | Duquesne | 65 76 | |
| | | | | | | 88 A | Villanova | 51 63 | 117 H | Fordham | 45 51 | |
| | | | | | | 96 A | Stony Brook | 54 59 | 159 H | Dartmouth | 70 58 | |
| | | | | | | | | | 182 A | Quinnipiac | 58 70 | |
| | | | | | | | | | 202 A | Lafayette | 53 60 | |
| | | | | | | | | | 219 H | Niagara | 68 65 | |
| | | | | | | | | | 225 H | Iona | 54 32 | |
| | | | | | | | | | 252 A | Fairfield | 47 87 | |
| | | | | | | | | | 286 A | Monmouth | 60 62 | |
| | | | | | | | | | 294 H | Army West Point | 86 56 | |
| | | | | | | | | | 304 A | Siena | 80 50 | |
| | | | | | | | | | 335 A | Fairleigh Dickinson | 62 61 | |
| | | | | | | | | | 336 H | Canisius | 68 50 | |
| | | | | | | | | | 337 A | Saint Peter's | 85 52 | |
| LAST 10 Division I | | | | | | | | | | | | |
| | | | 225 H | Iona | 54 32 | 337 A | Saint Peter's | 85 52 | | | | |
| | | | 252 A | Fairfield | 47 87 | 219 H | Niagara | 68 65 | | | | |
| | | | 73 H | Marist | 66 71 | 336 H | Canisius | 68 50 | | | | |
| | | | 304 A | Siena | 80 50 | 50 A | Nebraska | 51 71 | | | | |
| | | | 182 A | Quinnipiac | 58 70 | 286 A | Monmouth | 60 62 | | | | |

Non-Div I Games:

Manhattan

■ Loss,
 ■ Non-Conf,
 ■ S Site,
 ■ H Home
 ■ A Away
 N Neutral

| | | | | | | | | | | |
|-------------------|----------|-----------|----------------|------------|-------------|---------------|------|------|-------|-----------|
| Average RPI Win: | 223 | WON-LOST | WINNING | LAST 10 | STRENGTH OF | OPP. STRENGTH | TEAM | ADJ. | CONF. | ADJ CONF. |
| Average RPI Loss: | 46 | RECORD | PCT. RANK | GAMES | SCHEDULE | OF SCHEDULE | RPI | RPI | RPI | RPI |
| DIV. I ONLY | 14- 3 | 28 | 9-1 | 196 | 199 | 73 | 73 | 24 | 24 | |
| DIV. I NON-CONF. | 7- 2 | 54 | 2-0 | 91 | 65 | 43 | 43 | 25 | 25 | |
| TOTALS | RPI 1-25 | RPI 26-50 | W-L RECORDS | RPI 51-100 | RPI 101-150 | RPI 150+ | | | | |
| 14- 3 | 0- 2 | 0- 0 | OVERALL | 2- 1 | 1- 0 | 11- 0 | | | | |
| 6- 2 | 0- 1 | 0- 0 | HOME | 0- 1 | 1- 0 | 5- 0 | | | | |
| 6- 1 | 0- 1 | 0- 0 | AWAY | 1- 0 | 0- 0 | 5- 0 | | | | |
| 2- 0 | 0- 0 | 0- 0 | NEUTRAL | 1- 0 | 0- 0 | 1- 0 | | | | |
| 7- 2 | 0- 2 | 0- 0 | NON-CONFERENCE | 2- 0 | 1- 0 | 4- 0 | | | | |
| 3- 1 | 0- 1 | 0- 0 | HOME | 0- 0 | 1- 0 | 2- 0 | | | | |
| 2- 1 | 0- 1 | 0- 0 | AWAY | 1- 0 | 0- 0 | 1- 0 | | | | |
| 2- 0 | 0- 0 | 0- 0 | NEUTRAL | 1- 0 | 0- 0 | 1- 0 | | | | |
| 7- 1 | 0- 0 | 0- 0 | CONFERENCE | 0- 1 | 0- 0 | 7- 0 | | | | |
| 3- 1 | 0- 0 | 0- 0 | HOME | 0- 1 | 0- 0 | 3- 0 | | | | |
| 4- 0 | 0- 0 | 0- 0 | AWAY | 0- 0 | 0- 0 | 4- 0 | | | | |
| 0- 0 | 0- 0 | 0- 0 | NEUTRAL | 0- 0 | 0- 0 | 0- 0 | | | | |

| RPI 1-25 | | | | RPI 26-50 | | | | RPI 51-100 Team's RPI: 73 | | | | RPI 101+ | | | |
|--------------------|---|---------------|-------|-----------|---|---------------|-------|---------------------------|---|---------------|-------|----------|---|---------------|-------|
| RPI | S | Opponent | Score | RPI | S | Opponent | Score | RPI | S | Opponent | Score | RPI | S | Opponent | Score |
| 21 | H | Princeton | 50 62 | | | | | 86 | N | North Florida | 69 54 | 143 | H | Green Bay | 72 60 |
| 22 | A | Central Mich. | 54 77 | | | | | 95 | H | Rider | 72 76 | 153 | H | Elon | 63 55 |
| | | | | | | | | 99 | A | UT Arlington | 73 57 | 182 | H | Quinnipiac | 73 60 |
| | | | | | | | | | | | | 200 | A | Boston U. | 89 75 |
| | | | | | | | | | | | | 219 | A | Niagara | 94 67 |
| | | | | | | | | | | | | 222 | A | Manhattan | 71 66 |
| | | | | | | | | | | | | 260 | N | Lipscomb | 74 63 |
| | | | | | | | | | | | | 286 | A | Monmouth | 74 53 |
| | | | | | | | | | | | | 286 | H | Monmouth | 76 66 |
| | | | | | | | | | | | | 313 | H | Albany (NY) | 76 52 |
| | | | | | | | | | | | | 336 | A | Canisius | 90 59 |
| | | | | | | | | | | | | 337 | H | Saint Peter's | 96 76 |
| LAST 10 Division I | | | | | | | | | | | | | | | |
| 286 | A | Monmouth | 74 53 | 336 | A | Canisius | 90 59 | | | | | | | | |
| 182 | H | Quinnipiac | 73 60 | 337 | H | Saint Peter's | 96 76 | | | | | | | | |
| 222 | A | Manhattan | 71 66 | 286 | H | Monmouth | 76 66 | | | | | | | | |
| 95 | H | Rider | 72 76 | 99 | A | UT Arlington | 73 57 | | | | | | | | |
| 219 | A | Niagara | 94 67 | 143 | H | Green Bay | 72 60 | | | | | | | | |

Non-Div I Games:

Marist

■ Loss,
 ■ Non-Conf,
 ■ S Site,
 ■ H Home
 ■ A Away
 N Neutral

| | | | | | | | | | | |
|-------------------|----------|-----------|----------------|------------|-------------|---------------|------|------|-------|-----------|
| Average RPI Win: | 161 | WON-LOST | WINNING | LAST 10 | STRENGTH OF | OPP. STRENGTH | TEAM | ADJ. | CONF. | ADJ CONF. |
| Average RPI Loss: | 35 | RECORD | PCT. RANK | GAMES | SCHEDULE | OF SCHEDULE | RPI | RPI | RPI | RPI |
| DIV. I ONLY | 15- 5 | 43 | 7-3 | 79 | 52 | 37 | 37 | 6 | 6 | |
| DIV. I NON-CONF. | 9- 2 | 38 | 1-0 | 87 | 76 | 45 | 45 | 6 | 6 | |
| TOTALS | RPI 1-25 | RPI 26-50 | W-L RECORDS | RPI 51-100 | RPI 101-150 | RPI 150+ | | | | |
| 15- 5 | 0- 3 | 1- 1 | OVERALL | 5- 1 | 2- 0 | 7- 0 | | | | |
| 8- 2 | 0- 2 | 1- 0 | HOME | 4- 0 | 0- 0 | 3- 0 | | | | |
| 6- 3 | 0- 1 | 0- 1 | AWAY | 1- 1 | 2- 0 | 3- 0 | | | | |
| 1- 0 | 0- 0 | 0- 0 | NEUTRAL | 0- 0 | 0- 0 | 1- 0 | | | | |
| 9- 2 | 0- 2 | 0- 0 | NON-CONFERENCE | 3- 0 | 1- 0 | 5- 0 | | | | |
| 4- 2 | 0- 2 | 0- 0 | HOME | 2- 0 | 0- 0 | 2- 0 | | | | |
| 4- 0 | 0- 0 | 0- 0 | AWAY | 1- 0 | 1- 0 | 2- 0 | | | | |
| 1- 0 | 0- 0 | 0- 0 | NEUTRAL | 0- 0 | 0- 0 | 1- 0 | | | | |
| 6- 3 | 0- 1 | 1- 1 | CONFERENCE | 2- 1 | 1- 0 | 2- 0 | | | | |
| 4- 0 | 0- 0 | 1- 0 | HOME | 2- 0 | 0- 0 | 1- 0 | | | | |
| 2- 3 | 0- 1 | 0- 1 | AWAY | 0- 1 | 1- 0 | 1- 0 | | | | |
| 0- 0 | 0- 0 | 0- 0 | NEUTRAL | 0- 0 | 0- 0 | 0- 0 | | | | |

| RPI 1-25 | | | | RPI 26-50 | | | | Team's RPI: 37 | | RPI 51-100 | | | | RPI 101+ | | | |
|--------------------|---|-----------------|-------|-----------|---|-----------------|-------|----------------|-----|------------|------------------|-------|-----|----------|----------------------|-------|--|
| RPI | S | Opponent | Score | RPI | S | Opponent | Score | | RPI | S | Opponent | Score | RPI | S | Opponent | Score | |
| 11 | H | Mississippi St. | 68 74 | 40 | A | Creighton | 62 72 | | 64 | H | Belmont | 53 51 | 131 | A | Providence | 60 50 | |
| 15 | H | Northwestern | 56 64 | 42 | H | St. John's (NY) | 94 85 | | 74 | H | Seton Hall | 81 60 | 143 | A | Green Bay | 60 47 | |
| 17 | A | DePaul | 71 89 | | | | | | 88 | H | Villanova | 57 52 | 177 | A | Saint Mary's (CA) | 77 63 | |
| | | | | | | | | | 90 | A | South Dakota St. | 65 58 | 216 | N | Tulsa | 61 60 | |
| | | | | | | | | | 92 | A | Butler | 55 61 | 221 | H | Georgetown | 73 51 | |
| | | | | | | | | | 93 | H | Illinois St. | 58 41 | 226 | A | Xavier | 80 60 | |
| | | | | | | | | | | | | | 264 | A | Milwaukee | 78 56 | |
| | | | | | | | | | | | | | 267 | H | Morgan St. | 70 48 | |
| | | | | | | | | | | | | | 312 | H | St. Francis Brooklyn | 92 71 | |
| LAST 10 Division I | | | | | | | | | | | | | | | | | |
| | | | | 88 | H | Villanova | 57 52 | | 42 | H | St. John's (NY) | 94 85 | | | | | |
| | | | | 221 | H | Georgetown | 73 51 | | 131 | A | Providence | 60 50 | | | | | |
| | | | | 226 | A | Xavier | 80 60 | | 40 | A | Creighton | 62 72 | | | | | |
| | | | | 92 | A | Butler | 55 61 | | 17 | A | DePaul | 71 89 | | | | | |
| | | | | 74 | H | Seton Hall | 81 60 | | 64 | H | Belmont | 53 51 | | | | | |

Non-Div I Games:

Marquette

| | | | | | | | | | | |
|-------------------|----------|-----------|----------------|------------|-------------|---------------|------|------|-------|-----------|
| Average RPI Win: | 227 | WON-LOST | WINNING | LAST 10 | STRENGTH OF | OPP. STRENGTH | TEAM | ADJ. | CONF. | ADJ CONF. |
| Average RPI Loss: | 124 | RECORD | PCT. RANK | GAMES | SCHEDULE | OF SCHEDULE | RPI | RPI | RPI | RPI |
| DIV. I ONLY | 5- 11 | 274 | 2-8 | 177 | 123 | 247 | 247 | 13 | 13 | |
| DIV. I NON-CONF. | 3- 6 | 235 | 0-3 | 336 | 186 | 317 | 317 | 13 | 13 | |
| TOTALS | RPI 1-25 | RPI 26-50 | W-L RECORDS | RPI 51-100 | RPI 101-150 | RPI 150+ | | | | |
| 5- 11 | 0- 0 | 0- 3 | OVERALL | 0- 3 | 1- 1 | 4- 4 | | | | |
| 3- 4 | 0- 0 | 0- 1 | HOME | 0- 1 | 1- 0 | 2- 2 | | | | |
| 2- 7 | 0- 0 | 0- 2 | AWAY | 0- 2 | 0- 1 | 2- 2 | | | | |
| 0- 0 | 0- 0 | 0- 0 | NEUTRAL | 0- 0 | 0- 0 | 0- 0 | | | | |
| 3- 6 | 0- 0 | 0- 1 | NON-CONFERENCE | 0- 1 | 0- 0 | 3- 4 | | | | |
| 2- 2 | 0- 0 | 0- 0 | HOME | 0- 0 | 0- 0 | 2- 2 | | | | |
| 1- 4 | 0- 0 | 0- 1 | AWAY | 0- 1 | 0- 0 | 1- 2 | | | | |
| 0- 0 | 0- 0 | 0- 0 | NEUTRAL | 0- 0 | 0- 0 | 0- 0 | | | | |
| 2- 5 | 0- 0 | 0- 2 | CONFERENCE | 0- 2 | 1- 1 | 1- 0 | | | | |
| 1- 2 | 0- 0 | 0- 1 | HOME | 0- 1 | 1- 0 | 0- 0 | | | | |
| 1- 3 | 0- 0 | 0- 1 | AWAY | 0- 1 | 0- 1 | 1- 0 | | | | |
| 0- 0 | 0- 0 | 0- 0 | NEUTRAL | 0- 0 | 0- 0 | 0- 0 | | | | |

| RPI 1-25 | | | | RPI 26-50 | | | | RPI 51-100 | | | | RPI 101+ | | | | Team's RPI: 247 | |
|--------------------|---|----------|-------|-----------|---|--------------|-------|------------|---|---------------|-------|----------|---|---------------|-------|-----------------|--|
| RPI | S | Opponent | Score | RPI | S | Opponent | Score | RPI | S | Opponent | Score | RPI | S | Opponent | Score | | |
| | | | | 28 | H | Western Ky. | 65 74 | 52 | H | Middle Tenn. | 55 75 | 101 | A | Rice | 43 81 | | |
| | | | | 32 | A | Old Dominion | 46 57 | 76 | A | Charlotte | 46 52 | 112 | H | UAB | 61 56 | | |
| | | | | 41 | A | Rutgers | 41 66 | 77 | A | Ohio | 51 67 | 174 | H | Norfolk St. | 75 69 | | |
| | | | | | | | | | | | | 178 | A | Towson | 56 59 | | |
| | | | | | | | | | | | | 192 | H | Bowling Green | 69 82 | | |
| | | | | | | | | | | | | 236 | A | North Texas | 68 59 | | |
| | | | | | | | | | | | | 267 | H | Morgan St. | 52 57 | | |
| | | | | | | | | | | | | 269 | A | Indiana St. | 72 60 | | |
| | | | | | | | | | | | | 315 | A | Evansville | 62 66 | | |
| | | | | | | | | | | | | 343 | H | Coppin St. | 60 47 | | |
| LAST 10 Division I | | | | | | | | | | | | | | | | | |
| | | | | 28 | H | Western Ky. | 65 74 | 236 | A | North Texas | 68 59 | | | | | | |
| | | | | 32 | A | Old Dominion | 46 57 | 101 | A | Rice | 43 81 | | | | | | |
| | | | | 76 | A | Charlotte | 46 52 | 178 | A | Towson | 56 59 | | | | | | |
| | | | | 112 | H | UAB | 61 56 | 41 | A | Rutgers | 41 66 | | | | | | |
| | | | | 52 | H | Middle Tenn. | 55 75 | 192 | H | Bowling Green | 69 82 | | | | | | |

Non-Div I Games: Alderson Broadus 85 41 Ky. Christian 89 40

Marshall

Loss, Non-Conf, S Site, H Home A Away N Neutral

Maryland

Through Games Of Jan. 26, 2020

| Average RPI Win: | 130 | WON-LOST | WINNING | LAST 10 | STRENGTH OF | OPP. STRENGTH | TEAM | ADJ. | CONF. | ADJ CONF. |
|-------------------|----------|-----------|----------------|------------|-------------|---------------|------|------|-------|-----------|
| Average RPI Loss: | 10 | RECORD | PCT. RANK | GAMES | SCHEDULE | OF SCHEDULE | RPI | RPI | RPI | RPI |
| DIV. I ONLY | 16- 4 | 31 | 8-2 | 11 | 10 | 8 | 8 | 2 | 2 | |
| DIV. I NON-CONF. | 9- 2 | 38 | 1-0 | 103 | 63 | 42 | 42 | 2 | 2 | |
| TOTALS | RPI 1-25 | RPI 26-50 | W-L RECORDS | RPI 51-100 | RPI 101-150 | RPI 150+ | | | | |
| 16- 4 | 3- 4 | 4- 0 | OVERALL | 1- 0 | 2- 0 | 6- 0 | | | | |
| 10- 1 | 3- 1 | 2- 0 | HOME | 0- 0 | 1- 0 | 4- 0 | | | | |
| 4- 3 | 0- 3 | 2- 0 | AWAY | 0- 0 | 1- 0 | 1- 0 | | | | |
| 2- 0 | 0- 0 | 0- 0 | NEUTRAL | 1- 0 | 0- 0 | 1- 0 | | | | |
| 9- 2 | 0- 2 | 1- 0 | NON-CONFERENCE | 1- 0 | 1- 0 | 6- 0 | | | | |
| 5- 1 | 0- 1 | 0- 0 | HOME | 0- 0 | 1- 0 | 4- 0 | | | | |
| 2- 1 | 0- 1 | 1- 0 | AWAY | 0- 0 | 0- 0 | 1- 0 | | | | |
| 2- 0 | 0- 0 | 0- 0 | NEUTRAL | 1- 0 | 0- 0 | 1- 0 | | | | |
| 7- 2 | 3- 2 | 3- 0 | CONFERENCE | 0- 0 | 1- 0 | 0- 0 | | | | |
| 5- 0 | 3- 0 | 2- 0 | HOME | 0- 0 | 0- 0 | 0- 0 | | | | |
| 2- 2 | 0- 2 | 1- 0 | AWAY | 0- 0 | 1- 0 | 0- 0 | | | | |
| 0- 0 | 0- 0 | 0- 0 | NEUTRAL | 0- 0 | 0- 0 | 0- 0 | | | | |

| RPI S | Opponent | Score | RPI S | Opponent | Score | RPI S | Opponent | Score | RPI S | Opponent | Score |
|--------------------|------------------|-------|-------|-----------------|--------|-------|-----------|-------|-------|---------------------|--------|
| 1 | H South Carolina | 54 63 | 45 | A James Madison | 70 68 | 64 | N Belmont | 90 26 | 146 | H George Washington | 88 54 |
| 4 | A Iowa | 61 66 | 48 | A Michigan | 77 49 | | | | 148 | A Illinois | 79 60 |
| 14 | H Indiana | 76 62 | 48 | H Michigan | 70 55 | | | | 173 | N Clemson | 63 44 |
| 15 | A Northwestern | 58 81 | 50 | H Nebraska | 87 69 | | | | 182 | H Quinnipiac | 107 52 |
| 15 | H Northwestern | 70 61 | | | | | | | 229 | H Delaware | 99 55 |
| 19 | A NC State | 59 66 | | | | | | | 274 | H Loyola Maryland | 105 45 |
| 25 | H Ohio St. | 72 62 | | | | | | | 292 | H Wagner | 119 56 |
| | | | | | | | | | 323 | A Georgia St. | 114 41 |
| LAST 10 Division I | | | | | | | | | | | |
| 15 | H Northwestern | 70 61 | 4 | A Iowa | 61 66 | | | | | | |
| 148 | A Illinois | 79 60 | 25 | H Ohio St. | 72 62 | | | | | | |
| 14 | H Indiana | 76 62 | 15 | A Northwestern | 58 81 | | | | | | |
| 50 | H Nebraska | 87 69 | 48 | H Michigan | 70 55 | | | | | | |
| 48 | A Michigan | 77 49 | 323 | A Georgia St. | 114 41 | | | | | | |

Non-Div I Games:

Maryland

Loss, Non-Conf, S Site, H Home A Away N Neutral

Massachusetts

Through Games Of Jan. 26, 2020

| | | | | | | | | | |
|------------------------------|----------|-----------|----------------|-------------|---------------|----------|------|-------|-----------|
| Average RPI Win: 229 | WON-LOST | WINNING | LAST 10 | STRENGTH OF | OPP. STRENGTH | TEAM | ADJ. | CONF. | ADJ CONF. |
| Average RPI Loss: 129 | RECORD | PCT. RANK | GAMES | SCHEDULE | OF SCHEDULE | RPI | RPI | RPI | RPI |
| DIV. I ONLY | 13- 6 | 66 | 7-3 | 275 | 166 | 150 | 150 | 12 | 12 |
| DIV. I NON-CONF. | 9- 3 | 63 | 3-0 | 295 | 248 | 154 | 154 | 12 | 12 |
| TOTALS | RPI 1-25 | RPI 26-50 | W-L RECORDS | RPI 51-100 | RPI 101-150 | RPI 150+ | | | |
| 13- 6 | 0- 0 | 0- 1 | OVERALL | 0- 0 | 2- 3 | 11- 2 | | | |
| 7- 3 | 0- 0 | 0- 0 | HOME | 0- 0 | 1- 2 | 6- 1 | | | |
| 6- 3 | 0- 0 | 0- 1 | AWAY | 0- 0 | 1- 1 | 5- 1 | | | |
| 0- 0 | 0- 0 | 0- 0 | NEUTRAL | 0- 0 | 0- 0 | 0- 0 | | | |
| 9- 3 | 0- 0 | 0- 1 | NON-CONFERENCE | 0- 0 | 1- 1 | 8- 1 | | | |
| 5- 2 | 0- 0 | 0- 0 | HOME | 0- 0 | 1- 1 | 4- 1 | | | |
| 4- 1 | 0- 0 | 0- 1 | AWAY | 0- 0 | 0- 0 | 4- 0 | | | |
| 0- 0 | 0- 0 | 0- 0 | NEUTRAL | 0- 0 | 0- 0 | 0- 0 | | | |
| 4- 3 | 0- 0 | 0- 0 | CONFERENCE | 0- 0 | 1- 2 | 3- 1 | | | |
| 2- 1 | 0- 0 | 0- 0 | HOME | 0- 0 | 0- 1 | 2- 0 | | | |
| 2- 2 | 0- 0 | 0- 0 | AWAY | 0- 0 | 1- 1 | 1- 1 | | | |
| 0- 0 | 0- 0 | 0- 0 | NEUTRAL | 0- 0 | 0- 0 | 0- 0 | | | |
















































| RPI 1-25 | | | RPI 26-50 | | | RPI 51-100 | | | RPI 101+ Team's RPI: 150 | | |
|--------------------|---|----------|-----------|-----|---|-------------------|-------|-----|--------------------------|-------------------|-------|
| RPI | S | Opponent | Score | RPI | S | Opponent | Score | RPI | S | Opponent | Score |
| | | | | 42 | A | St. John's (NY) | 71 82 | | | | |
| | | | | | | | | 109 | A | Duquesne | 81 77 |
| | | | | | | | | 113 | H | VCU | 46 61 |
| | | | | | | | | 124 | H | Holy Cross | 75 72 |
| | | | | | | | | 131 | H | Providence | 63 72 |
| | | | | | | | | 146 | A | George Washington | 47 50 |
| | | | | | | | | 171 | H | Merrimack | 64 79 |
| | | | | | | | | 172 | A | Rhode Island | 66 69 |
| | | | | | | | | 184 | H | Saint Joseph's | 61 43 |
| | | | | | | | | 198 | H | La Salle | 76 62 |
| | | | | | | | | 200 | A | Boston U. | 58 45 |
| | | | | | | | | 220 | A | UMass Lowell | 74 58 |
| | | | | | | | | 224 | H | Brown | 95 42 |
| | | | | | | | | 225 | A | Iona | 65 51 |
| | | | | | | | | 279 | H | New Hampshire | 67 65 |
| | | | | | | | | 281 | A | Vermont | 83 49 |
| | | | | | | | | 283 | A | St. Bonaventure | 62 52 |
| | | | | | | | | 304 | H | Siena | 61 55 |
| | | | | | | | | 345 | H | Hartford | 74 48 |
| LAST 10 Division I | | | | | | | | | | | |
| | | | | 146 | A | George Washington | 47 50 | 283 | A | St. Bonaventure | 62 52 |
| | | | | 113 | H | VCU | 46 61 | 109 | A | Duquesne | 81 77 |
| | | | | 172 | A | Rhode Island | 66 69 | 225 | A | Iona | 65 51 |
| | | | | 198 | H | La Salle | 76 62 | 304 | H | Siena | 61 55 |
| | | | | 184 | H | Saint Joseph's | 61 43 | 200 | A | Boston U. | 58 45 |

Non-Div I Games: Southern Conn. St. 86 43

Massachusetts





Loss, Non-Conf, S Site, H Home A Away N Neutral

| Average RPI Win: | 339 | WON-LOST | WINNING | LAST 10 | STRENGTH OF | OPP. STRENGTH | TEAM | ADJ. | CONF. | ADJ CONF. |
|-------------------|----------|-----------|----------------|------------|-------------|---------------|------|------|-------|-----------|
| Average RPI Loss: | 164 | RECORD | PCT. RANK | GAMES | SCHEDULE | OF SCHEDULE | RPI | RPI | RPI | RPI |
| DIV. I ONLY | 3- 13 | 316 | 2-8 | 203 | 331 | 318 | 318 | 23 | 23 | |
| DIV. I NON-CONF. | 1- 6 | 318 | 0-1 | 122 | 292 | 303 | 303 | 20 | 20 | |
| TOTALS | RPI 1-25 | RPI 26-50 | W-L RECORDS | RPI 51-100 | RPI 101-150 | RPI 150+ | | | | |
| 3- 13 | 0- 0 | 0- 1 | OVERALL | 0- 1 | 0- 5 | 3- 6 | | | | |
| 3- 4 | 0- 0 | 0- 0 | HOME | 0- 1 | 0- 1 | 3- 2 | | | | |
| 0- 9 | 0- 0 | 0- 1 | AWAY | 0- 0 | 0- 4 | 0- 4 | | | | |
| 0- 0 | 0- 0 | 0- 0 | NEUTRAL | 0- 0 | 0- 0 | 0- 0 | | | | |
| 1- 6 | 0- 0 | 0- 1 | NON-CONFERENCE | 0- 0 | 0- 3 | 1- 2 | | | | |
| 1- 1 | 0- 0 | 0- 0 | HOME | 0- 0 | 0- 1 | 1- 0 | | | | |
| 0- 5 | 0- 0 | 0- 1 | AWAY | 0- 0 | 0- 2 | 0- 2 | | | | |
| 0- 0 | 0- 0 | 0- 0 | NEUTRAL | 0- 0 | 0- 0 | 0- 0 | | | | |
| 2- 7 | 0- 0 | 0- 0 | CONFERENCE | 0- 1 | 0- 2 | 2- 4 | | | | |
| 2- 3 | 0- 0 | 0- 0 | HOME | 0- 1 | 0- 0 | 2- 2 | | | | |
| 0- 4 | 0- 0 | 0- 0 | AWAY | 0- 0 | 0- 2 | 0- 2 | | | | |
| 0- 0 | 0- 0 | 0- 0 | NEUTRAL | 0- 0 | 0- 0 | 0- 0 | | | | |

| RPI 1-25 | RPI 26-50 | RPI 51-100 | RPI 101+ | Team's RPI: 318 |
|--|--|--|--|-----------------|
| RPI S Opponent Score | RPI S Opponent Score | RPI S Opponent Score | RPI S Opponent Score | |
| | 47  Arkansas 58  101 | 81  Abilene Christian 73  90 | 101  Rice 50  81 | |
| | | | 112  UAB 70  97 | |
| | | | 128  Louisiana 55  75 | |
| | | | 137  SFA 51  82 | |
| | | | 149  New Orleans 59  78 | |
| | | | 163  Sam Houston St. 59  92 | |
| | | | 207  Central Ark. 57  70 | |
| | | | 214  SMU 60  81 | |
| | | | 231  Southeastern La. 67  74 | |
| | | | 250  Louisiana Tech 54  79 | |
| | | | 311  Incarnate Word 56  73 | |
| | | | 330  Houston Baptist 88 72 | |
| | | | 342  Northwestern St. 61 51 | |
| | | | 346  La.-Monroe 72 69 | |
| LAST 10 Division I | | | | |
| 330  Houston Baptist 88 72 | 81  Abilene Christian 73  90 | | | |
| 231  Southeastern La. 67  74 | 207  Central Ark. 57  70 | | | |
| 149  New Orleans 59  78 | 163  Sam Houston St. 59  92 | | | |
| 311  Incarnate Word 56  73 | 137  SFA 51  82 | | | |
| 342  Northwestern St. 61 51 | 250  Louisiana Tech 54  79 | | | |

Non-Div I Games: Centenary (LA) 116 37 LSU-Shreveport 81 77

McNeese

 Loss,  Non-Conf, S Site,  Home  Away N Neutral

| | | | | | | | | | | |
|-------------------|----------|-----------|----------------|------------|-------------|---------------|------|------|-------|-----------|
| Average RPI Win: | 208 | WON-LOST | WINNING | LAST 10 | STRENGTH OF | OPP. STRENGTH | TEAM | ADJ. | CONF. | ADJ CONF. |
| Average RPI Loss: | 128 | RECORD | PCT. RANK | GAMES | SCHEDULE | OF SCHEDULE | RPI | RPI | RPI | RPI |
| DIV. I ONLY | 10- 9 | 167 | 5-5 | 133 | 163 | 160 | 160 | 9 | 9 | |
| DIV. I NON-CONF. | 9- 4 | 84 | 4-0 | 230 | 285 | 137 | 137 | 8 | 8 | |
| TOTALS | RPI 1-25 | RPI 26-50 | W-L RECORDS | RPI 51-100 | RPI 101-150 | RPI 150+ | | | | |
| 10- 9 | 0- 2 | 0- 0 | OVERALL | 1- 1 | 1- 3 | 8- 3 | | | | |
| 6- 4 | 0- 1 | 0- 0 | HOME | 0- 0 | 1- 2 | 5- 1 | | | | |
| 3- 4 | 0- 0 | 0- 0 | AWAY | 1- 1 | 0- 1 | 2- 2 | | | | |
| 1- 1 | 0- 1 | 0- 0 | NEUTRAL | 0- 0 | 0- 0 | 1- 0 | | | | |
| 9- 4 | 0- 1 | 0- 0 | NON-CONFERENCE | 1- 0 | 1- 1 | 7- 2 | | | | |
| 5- 2 | 0- 0 | 0- 0 | HOME | 0- 0 | 1- 1 | 4- 1 | | | | |
| 3- 1 | 0- 0 | 0- 0 | AWAY | 1- 0 | 0- 0 | 2- 1 | | | | |
| 1- 1 | 0- 1 | 0- 0 | NEUTRAL | 0- 0 | 0- 0 | 1- 0 | | | | |
| 1- 5 | 0- 1 | 0- 0 | CONFERENCE | 0- 1 | 0- 2 | 1- 1 | | | | |
| 1- 2 | 0- 1 | 0- 0 | HOME | 0- 0 | 0- 1 | 1- 0 | | | | |
| 0- 3 | 0- 0 | 0- 0 | AWAY | 0- 1 | 0- 1 | 0- 1 | | | | |
| 0- 0 | 0- 0 | 0- 0 | NEUTRAL | 0- 0 | 0- 0 | 0- 0 | | | | |

| RPI 1-25 | | | | RPI 26-50 | | | | RPI 51-100 | | | | RPI 101+ Team's RPI: 160 | | | |
|--------------------|---|------------|-------|-----------|---|------------------|-------|------------|---|---------------|-------|--------------------------|---|-------------------|-------|
| RPI | S | Opponent | Score | RPI | S | Opponent | Score | RPI | S | Opponent | Score | RPI | S | Opponent | Score |
| 7 | H | UConn | 56 68 | | | | | 58 | A | UCF | 66 82 | 103 | H | Cincinnati | 66 73 |
| 24 | N | LSU | 58 89 | | | | | 87 | A | Southern Ill. | 70 66 | 112 | H | UAB | 77 52 |
| | | | | | | | | | | | | 125 | A | Tulane | 55 59 |
| | | | | | | | | | | | | 146 | H | George Washington | 63 64 |
| | | | | | | | | | | | | 155 | A | Toledo | 83 76 |
| | | | | | | | | | | | | 161 | A | Houston | 65 75 |
| | | | | | | | | | | | | 169 | N | Kansas St. | 72 68 |
| | | | | | | | | | | | | 199 | A | Little Rock | 68 50 |
| | | | | | | | | | | | | 209 | H | Arkansas St. | 78 50 |
| | | | | | | | | | | | | 214 | H | SMU | 57 52 |
| | | | | | | | | | | | | 250 | A | Louisiana Tech | 74 83 |
| | | | | | | | | | | | | 266 | H | Alabama A&M | 79 71 |
| | | | | | | | | | | | | 276 | H | Eastern Ky. | 60 63 |
| | | | | | | | | | | | | 319 | H | Alcorn | 57 51 |
| | | | | | | | | | | | | 351 | H | Mississippi Val. | 91 54 |
| LAST 10 Division I | | | | | | | | | | | | | | | |
| 58 | A | UCF | 66 82 | 161 | A | Houston | 65 75 | | | | | | | | |
| 214 | H | SMU | 57 52 | 266 | H | Alabama A&M | 79 71 | | | | | | | | |
| 7 | H | UConn | 56 68 | 351 | H | Mississippi Val. | 91 54 | | | | | | | | |
| 125 | A | Tulane | 55 59 | 199 | A | Little Rock | 68 50 | | | | | | | | |
| 103 | H | Cincinnati | 66 73 | 209 | H | Arkansas St. | 78 50 | | | | | | | | |

Non-Div I Games:

Memphis

■ Loss,
 ■ Non-Conf, S Site,
 ■ Home
 ■ Away
 N Neutral

Mercer

Through Games Of Jan. 26, 2020

| | | | | | | | | | |
|------------------------------|----------|-----------|----------------|-------------|---------------|----------|------|-------|-----------|
| Average RPI Win: 291 | WON-LOST | WINNING | LAST 10 | STRENGTH OF | OPP. STRENGTH | TEAM | ADJ. | CONF. | ADJ CONF. |
| Average RPI Loss: 174 | RECORD | PCT. RANK | GAMES | SCHEDULE | OF SCHEDULE | RPI | RPI | RPI | RPI |
| DIV. I ONLY | 3- 16 | 324 | 1-9 | 273 | 200 | 328 | 328 | 25 | 25 |
| DIV. I NON-CONF. | 2- 12 | 318 | 0-5 | 247 | 232 | 320 | 320 | 23 | 23 |
| TOTALS | RPI 1-25 | RPI 26-50 | W-L RECORDS | RPI 51-100 | RPI 101-150 | RPI 150+ | | | |
| 3- 16 | 0- 0 | 0- 2 | OVERALL | 0- 2 | 0- 1 | 3- 11 | | | |
| 2- 6 | 0- 0 | 0- 1 | HOME | 0- 0 | 0- 0 | 2- 5 | | | |
| 1- 10 | 0- 0 | 0- 1 | AWAY | 0- 2 | 0- 1 | 1- 6 | | | |
| 0- 0 | 0- 0 | 0- 0 | NEUTRAL | 0- 0 | 0- 0 | 0- 0 | | | |
| 2- 12 | 0- 0 | 0- 2 | NON-CONFERENCE | 0- 2 | 0- 1 | 2- 7 | | | |
| 1- 5 | 0- 0 | 0- 1 | HOME | 0- 0 | 0- 0 | 1- 4 | | | |
| 1- 7 | 0- 0 | 0- 1 | AWAY | 0- 2 | 0- 1 | 1- 3 | | | |
| 0- 0 | 0- 0 | 0- 0 | NEUTRAL | 0- 0 | 0- 0 | 0- 0 | | | |
| 1- 4 | 0- 0 | 0- 0 | CONFERENCE | 0- 0 | 0- 0 | 1- 4 | | | |
| 1- 1 | 0- 0 | 0- 0 | HOME | 0- 0 | 0- 0 | 1- 1 | | | |
| 0- 3 | 0- 0 | 0- 0 | AWAY | 0- 0 | 0- 0 | 0- 3 | | | |
| 0- 0 | 0- 0 | 0- 0 | NEUTRAL | 0- 0 | 0- 0 | 0- 0 | | | |

| RPI S | Opponent | Score | RPI S | Opponent | Score | RPI S | Opponent | Score | RPI S | Opponent | Score | Team's RPI: 328 |
|--------------------|---------------|-------|-------|----------------|--------|-------|----------------------|-------|-------|----------|-------|-----------------|
| 28 | H Western Ky. | 62 75 | 62 | A Alabama | 56 111 | 130 | A Florida | 50 71 | | | | |
| 44 | A Yale | 60 68 | 75 | A Georgia | 60 76 | 162 | A Columbia | 48 77 | | | | |
| | | | | | | 165 | A Samford | 64 72 | | | | |
| | | | | | | 173 | H Clemson | 61 65 | | | | |
| | | | | | | 176 | A Furman | 49 62 | | | | |
| | | | | | | 211 | H Jacksonville | 83 87 | | | | |
| | | | | | | 233 | H Chattanooga | 55 48 | | | | |
| | | | | | | 235 | A Kennesaw St. | 64 92 | | | | |
| | | | | | | 237 | H Gardner-Webb | 62 65 | | | | |
| | | | | | | 239 | H ETSU | 66 72 | | | | |
| | | | | | | 276 | H Eastern Ky. | 60 61 | | | | |
| | | | | | | 280 | A Appalachian St. | 68 77 | | | | |
| | | | | | | 284 | A Wofford | 49 77 | | | | |
| | | | | | | 291 | H Ga. Southern | 62 52 | | | | |
| | | | | | | 349 | A South Carolina St. | 66 55 | | | | |
| LAST 10 Division I | | | | | | | | | | | | |
| 233 | H Chattanooga | 55 48 | 162 | A Columbia | 48 77 | | | | | | | |
| 239 | H ETSU | 66 72 | 44 | A Yale | 60 68 | | | | | | | |
| 165 | A Samford | 64 72 | 211 | H Jacksonville | 83 87 | | | | | | | |
| 284 | A Wofford | 49 77 | 237 | H Gardner-Webb | 62 65 | | | | | | | |
| 176 | A Furman | 49 62 | 130 | A Florida | 50 71 | | | | | | | |

Non-Div I Games: LaGrange 74 47

Mercer

Loss, Non-Conf, S Site, H Home A Away N Neutral

| | | | | | | | | | | |
|-------------------|----------|-----------|----------------|------------|-------------|---------------|------|------|-------|-----------|
| Average RPI Win: | 252 | WON-LOST | WINNING | LAST 10 | STRENGTH OF | OPP. STRENGTH | TEAM | ADJ. | CONF. | ADJ CONF. |
| Average RPI Loss: | 156 | RECORD | PCT. RANK | GAMES | SCHEDULE | OF SCHEDULE | RPI | RPI | RPI | RPI |
| DIV. I ONLY | 9- 7 | 139 | 6-4 | 222 | 320 | 171 | 171 | 29 | 29 | |
| DIV. I NON-CONF. | 5- 4 | 140 | 2-1 | 144 | 300 | 126 | 126 | 30 | 30 | |
| TOTALS | RPI 1-25 | RPI 26-50 | W-L RECORDS | RPI 51-100 | RPI 101-150 | RPI 150+ | | | | |
| 9- 7 | 0- 0 | 0- 0 | OVERALL | 0- 0 | 1- 5 | 8- 2 | | | | |
| 5- 2 | 0- 0 | 0- 0 | HOME | 0- 0 | 0- 2 | 5- 0 | | | | |
| 4- 5 | 0- 0 | 0- 0 | AWAY | 0- 0 | 1- 3 | 3- 2 | | | | |
| 0- 0 | 0- 0 | 0- 0 | NEUTRAL | 0- 0 | 0- 0 | 0- 0 | | | | |
| 5- 4 | 0- 0 | 0- 0 | NON-CONFERENCE | 0- 0 | 1- 3 | 4- 1 | | | | |
| 3- 1 | 0- 0 | 0- 0 | HOME | 0- 0 | 0- 1 | 3- 0 | | | | |
| 2- 3 | 0- 0 | 0- 0 | AWAY | 0- 0 | 1- 2 | 1- 1 | | | | |
| 0- 0 | 0- 0 | 0- 0 | NEUTRAL | 0- 0 | 0- 0 | 0- 0 | | | | |
| 4- 3 | 0- 0 | 0- 0 | CONFERENCE | 0- 0 | 0- 2 | 4- 1 | | | | |
| 2- 1 | 0- 0 | 0- 0 | HOME | 0- 0 | 0- 1 | 2- 0 | | | | |
| 2- 2 | 0- 0 | 0- 0 | AWAY | 0- 0 | 0- 1 | 2- 1 | | | | |
| 0- 0 | 0- 0 | 0- 0 | NEUTRAL | 0- 0 | 0- 0 | 0- 0 | | | | |

| RPI 1-25 | | | RPI 26-50 | | | RPI 51-100 | | | RPI 101+ Team's RPI: 171 | | |
|--------------------|---|--------------------|-----------|-----|---|---------------|-------|-----|--------------------------|--------------------|-------|
| RPI | S | Opponent | Score | RPI | S | Opponent | Score | RPI | S | Opponent | Score |
| | | | | | | | | 115 | H | Lehigh | 68 72 |
| | | | | | | | | 124 | A | Holy Cross | 42 68 |
| | | | | | | | | 138 | A | Robert Morris | 50 72 |
| | | | | | | | | 138 | H | Robert Morris | 62 68 |
| | | | | | | | | 148 | A | Illinois | 72 75 |
| | | | | | | | | 150 | A | Massachusetts | 79 64 |
| | | | | | | | | 159 | A | Dartmouth | 52 57 |
| | | | | | | | | 220 | H | UMass Lowell | 73 50 |
| | | | | | | | | 223 | A | Saint Francis (PA) | 71 56 |
| | | | | | | | | 224 | A | Brown | 72 57 |
| | | | | | | | | 240 | H | Mt. St. Mary's | 76 55 |
| | | | | | | | | 272 | A | Sacred Heart | 60 63 |
| | | | | | | | | 279 | H | New Hampshire | 64 54 |
| | | | | | | | | 281 | H | Vermont | 78 53 |
| | | | | | | | | 307 | H | Bryant | 78 66 |
| | | | | | | | | 344 | A | Central Conn. St. | 65 56 |
| LAST 10 Division I | | | | | | | | | | | |
| 223 | A | Saint Francis (PA) | 71 56 | 138 | H | Robert Morris | 62 68 | | | | |
| 138 | A | Robert Morris | 50 72 | 272 | A | Sacred Heart | 60 63 | | | | |
| 240 | H | Mt. St. Mary's | 76 55 | 281 | H | Vermont | 78 53 | | | | |
| 344 | A | Central Conn. St. | 65 56 | 220 | H | UMass Lowell | 73 50 | | | | |
| 307 | H | Bryant | 78 66 | 148 | A | Illinois | 72 75 | | | | |

Non-Div I Games: Eastern Nazarene 82 50 Fisher 81 42

Merrimack

Loss, Non-Conf, S Site, H Home A Away N Neutral

| | | | | | | | | | | |
|-------------------|----------|-----------|----------------|------------|-------------|---------------|------|------|-------|-----------|
| Average RPI Win: | 138 | WON-LOST | WINNING | LAST 10 | STRENGTH OF | OPP. STRENGTH | TEAM | ADJ. | CONF. | ADJ CONF. |
| Average RPI Loss: | 35 | RECORD | PCT. RANK | GAMES | SCHEDULE | OF SCHEDULE | RPI | RPI | RPI | RPI |
| DIV. I ONLY | 11- 9 | 150 | 4-6 | 8 | 36 | 63 | 63 | 5 | 5 | |
| DIV. I NON-CONF. | 8- 3 | 68 | 1-0 | 7 | 75 | 36 | 36 | 3 | 3 | |
| TOTALS | RPI 1-25 | RPI 26-50 | W-L RECORDS | RPI 51-100 | RPI 101-150 | RPI 150+ | | | | |
| 11- 9 | 0- 6 | 0- 0 | OVERALL | 4- 2 | 2- 1 | 5- 0 | | | | |
| 10- 4 | 0- 4 | 0- 0 | HOME | 4- 0 | 1- 0 | 5- 0 | | | | |
| 0- 5 | 0- 2 | 0- 0 | AWAY | 0- 2 | 0- 1 | 0- 0 | | | | |
| 1- 0 | 0- 0 | 0- 0 | NEUTRAL | 0- 0 | 1- 0 | 0- 0 | | | | |
| 8- 3 | 0- 3 | 0- 0 | NON-CONFERENCE | 3- 0 | 1- 0 | 4- 0 | | | | |
| 7- 2 | 0- 2 | 0- 0 | HOME | 3- 0 | 0- 0 | 4- 0 | | | | |
| 0- 1 | 0- 1 | 0- 0 | AWAY | 0- 0 | 0- 0 | 0- 0 | | | | |
| 1- 0 | 0- 0 | 0- 0 | NEUTRAL | 0- 0 | 1- 0 | 0- 0 | | | | |
| 3- 6 | 0- 3 | 0- 0 | CONFERENCE | 1- 2 | 1- 1 | 1- 0 | | | | |
| 3- 2 | 0- 2 | 0- 0 | HOME | 1- 0 | 1- 0 | 1- 0 | | | | |
| 0- 4 | 0- 1 | 0- 0 | AWAY | 0- 2 | 0- 1 | 0- 0 | | | | |
| 0- 0 | 0- 0 | 0- 0 | NEUTRAL | 0- 0 | 0- 0 | 0- 0 | | | | |

| RPI | S | Opponent | Score | RPI | S | Opponent | Score | RPI | S | Opponent | Score | RPI | S | Opponent | Score |
|--------------------|---|----------------|-------|-----|---|----------------|-------|-----|---|----------------|-------|-----|---|---------------|-------|
| 3 | H | Louisville | 41 87 | | | | | 56 | A | Georgia Tech | 54 61 | 114 | H | Syracuse | 77 62 |
| 13 | H | Oregon St. | 53 75 | | | | | 57 | A | North Carolina | 58 78 | 127 | A | Notre Dame | 53 76 |
| 14 | H | Indiana | 45 58 | | | | | 61 | H | IUPUI | 74 65 | 136 | N | N.C. A&T | 68 67 |
| 16 | A | Florida St. | 61 79 | | | | | 67 | H | Wake Forest | 59 56 | 170 | H | Jackson St. | 83 68 |
| 16 | H | Florida St. | 62 73 | | | | | 85 | H | Washington St. | 74 68 | 173 | H | Clemson | 68 64 |
| 17 | A | DePaul | 83 89 | | | | | 86 | H | North Florida | 78 55 | 180 | H | Binghamton | 79 56 |
| | | | | | | | | | | | | 189 | H | Miami (OH) | 80 62 |
| | | | | | | | | | | | | 257 | H | UNC Asheville | 75 46 |
| LAST 10 Division I | | | | | | | | | | | | | | | |
| 16 | A | Florida St. | 61 79 | 3 | H | Louisville | 41 87 | | | | | | | | |
| 173 | H | Clemson | 68 64 | 16 | H | Florida St. | 62 73 | | | | | | | | |
| 127 | A | Notre Dame | 53 76 | 56 | A | Georgia Tech | 54 61 | | | | | | | | |
| 57 | A | North Carolina | 58 78 | 67 | H | Wake Forest | 59 56 | | | | | | | | |
| 114 | H | Syracuse | 77 62 | 85 | H | Washington St. | 74 68 | | | | | | | | |

Non-Div I Games:

Miami (FL)

■ Loss,
 ■ Non-Conf, S Site,
 ■ Home
 ■ Away
 N Neutral

| | | | | | | | | | | |
|-------------------|----------|-----------|----------------|------------|-------------|---------------|------|------|-------|-----------|
| Average RPI Win: | 283 | WON-LOST | WINNING | LAST 10 | STRENGTH OF | OPP. STRENGTH | TEAM | ADJ. | CONF. | ADJ CONF. |
| Average RPI Loss: | 90 | RECORD | PCT. RANK | GAMES | SCHEDULE | OF SCHEDULE | RPI | RPI | RPI | RPI |
| DIV. I ONLY | 7- 11 | 236 | 3-7 | 187 | 116 | 189 | 189 | 10 | 10 | |
| DIV. I NON-CONF. | 6- 5 | 151 | 2-1 | 258 | 174 | 144 | 144 | 10 | 10 | |
| TOTALS | RPI 1-25 | RPI 26-50 | W-L RECORDS | RPI 51-100 | RPI 101-150 | RPI 150+ | | | | |
| 7- 11 | 0- 2 | 0- 0 | OVERALL | 0- 4 | 0- 3 | 7- 2 | | | | |
| 3- 2 | 0- 0 | 0- 0 | HOME | 0- 1 | 0- 1 | 3- 0 | | | | |
| 3- 8 | 0- 2 | 0- 0 | AWAY | 0- 3 | 0- 1 | 3- 2 | | | | |
| 1- 1 | 0- 0 | 0- 0 | NEUTRAL | 0- 0 | 0- 1 | 1- 0 | | | | |
| 6- 5 | 0- 1 | 0- 0 | NON-CONFERENCE | 0- 2 | 0- 2 | 6- 0 | | | | |
| 2- 0 | 0- 0 | 0- 0 | HOME | 0- 0 | 0- 0 | 2- 0 | | | | |
| 3- 4 | 0- 1 | 0- 0 | AWAY | 0- 2 | 0- 1 | 3- 0 | | | | |
| 1- 1 | 0- 0 | 0- 0 | NEUTRAL | 0- 0 | 0- 1 | 1- 0 | | | | |
| 1- 6 | 0- 1 | 0- 0 | CONFERENCE | 0- 2 | 0- 1 | 1- 2 | | | | |
| 1- 2 | 0- 0 | 0- 0 | HOME | 0- 1 | 0- 1 | 1- 0 | | | | |
| 0- 4 | 0- 1 | 0- 0 | AWAY | 0- 1 | 0- 0 | 0- 2 | | | | |
| 0- 0 | 0- 0 | 0- 0 | NEUTRAL | 0- 0 | 0- 0 | 0- 0 | | | | |

| RPI 1-25 | | | | RPI 26-50 | | | | RPI 51-100 | | | | RPI 101+ Team's RPI: 189 | | | |
|--------------------|---|---------------|-------|-----------|---|---------------|-------|------------|---|------------|-------|--------------------------|---|---------------|-------|
| RPI | S | Opponent | Score | RPI | S | Opponent | Score | RPI | S | Opponent | Score | RPI | S | Opponent | Score |
| 17 | A | DePaul | 79 98 | | | | | 53 | A | Bradley | 68 79 | 103 | A | Cincinnati | 68 98 |
| 22 | A | Central Mich. | 70 76 | | | | | 63 | A | Miami (FL) | 62 80 | 108 | N | Liberty | 53 65 |
| | | | | | | | | 65 | A | Ball St. | 63 80 | 111 | H | Kent St. | 75 78 |
| | | | | | | | | 68 | H | Buffalo | 72 86 | 179 | A | Eastern Mich. | 53 80 |
| | | | | | | | | | | | | 196 | A | Akron | 62 70 |
| | | | | | | | | | | | | 201 | H | Northern Ill. | 66 64 |
| | | | | | | | | | | | | 262 | A | South Alabama | 76 73 |
| | | | | | | | | | | | | 276 | A | Eastern Ky. | 75 57 |
| | | | | | | | | | | | | 285 | A | Pittsburgh | 80 71 |
| | | | | | | | | | | | | 302 | N | Prairie View | 65 52 |
| | | | | | | | | | | | | 315 | H | Evansville | 72 64 |
| | | | | | | | | | | | | 338 | H | UIC | 85 35 |
| LAST 10 Division I | | | | | | | | | | | | | | | |
| 65 | A | Ball St. | 63 80 | 201 | H | Northern Ill. | 66 64 | | | | | | | | |
| 196 | A | Akron | 62 70 | 68 | H | Buffalo | 72 86 | | | | | | | | |
| 111 | H | Kent St. | 75 78 | 315 | H | Evansville | 72 64 | | | | | | | | |
| 179 | A | Eastern Mich. | 53 80 | 285 | A | Pittsburgh | 80 71 | | | | | | | | |
| 22 | A | Central Mich. | 70 76 | 103 | A | Cincinnati | 68 98 | | | | | | | | |

Non-Div I Games: Tiffin 83 51

Miami (OH)

| | | | | | | | | | | |
|-------------------|----------|-----------|----------------|------------|-------------|---------------|------|------|-------|-----------|
| Average RPI Win: | 157 | WON-LOST | WINNING | LAST 10 | STRENGTH OF | OPP. STRENGTH | TEAM | ADJ. | CONF. | ADJ CONF. |
| Average RPI Loss: | 39 | RECORD | PCT. RANK | GAMES | SCHEDULE | OF SCHEDULE | RPI | RPI | RPI | RPI |
| DIV. I ONLY | 13- 6 | 66 | 5-5 | 49 | 49 | 48 | 48 | 2 | 2 | |
| DIV. I NON-CONF. | 9- 2 | 38 | 1-1 | 118 | 145 | 58 | 58 | 2 | 2 | |
| TOTALS | RPI 1-25 | RPI 26-50 | W-L RECORDS | RPI 51-100 | RPI 101-150 | RPI 150+ | | | | |
| 13- 6 | 0- 4 | 1- 1 | OVERALL | 2- 0 | 4- 1 | 6- 0 | | | | |
| 9- 2 | 0- 1 | 1- 0 | HOME | 2- 0 | 2- 1 | 4- 0 | | | | |
| 3- 3 | 0- 2 | 0- 1 | AWAY | 0- 0 | 1- 0 | 2- 0 | | | | |
| 1- 1 | 0- 1 | 0- 0 | NEUTRAL | 0- 0 | 1- 0 | 0- 0 | | | | |
| 9- 2 | 0- 1 | 0- 0 | NON-CONFERENCE | 1- 0 | 3- 1 | 5- 0 | | | | |
| 6- 1 | 0- 0 | 0- 0 | HOME | 1- 0 | 2- 1 | 3- 0 | | | | |
| 2- 0 | 0- 0 | 0- 0 | AWAY | 0- 0 | 0- 0 | 2- 0 | | | | |
| 1- 1 | 0- 1 | 0- 0 | NEUTRAL | 0- 0 | 1- 0 | 0- 0 | | | | |
| 4- 4 | 0- 3 | 1- 1 | CONFERENCE | 1- 0 | 1- 0 | 1- 0 | | | | |
| 3- 1 | 0- 1 | 1- 0 | HOME | 1- 0 | 0- 0 | 1- 0 | | | | |
| 1- 3 | 0- 2 | 0- 1 | AWAY | 0- 0 | 1- 0 | 0- 0 | | | | |
| 0- 0 | 0- 0 | 0- 0 | NEUTRAL | 0- 0 | 0- 0 | 0- 0 | | | | |

| RPI 1-25 | | | | RPI 26-50 | | | | Team's RPI: 48 | RPI 51-100 | | | | RPI 101+ | | | |
|--------------------|---|-------------|-------|-----------|---|-----------|-------|----------------|------------|---|-----------------|-------|----------|---|-----------------|-------|
| RPI | S | Opponent | Score | RPI | S | Opponent | Score | | RPI | S | Opponent | Score | RPI | S | Opponent | Score |
| 8 | A | Maryland | 55 70 | 41 | H | Rutgers | 71 57 | | 53 | H | Bradley | 77 57 | 111 | N | Kent St. | 88 53 |
| 8 | H | Maryland | 49 77 | 50 | A | Nebraska | 71 74 | | 94 | H | Michigan St. | 89 69 | 114 | H | Syracuse | 84 76 |
| 16 | N | Florida St. | 69 79 | | | | | | | | | | 119 | A | Wisconsin | 68 56 |
| 25 | A | Ohio St. | 69 78 | | | | | | | | | | 127 | H | Notre Dame | 72 76 |
| | | | | | | | | | | | | | 132 | H | Western Mich. | 76 55 |
| | | | | | | | | | | | | | 179 | A | Eastern Mich. | 57 38 |
| | | | | | | | | | | | | | 188 | H | Penn St. | 82 48 |
| | | | | | | | | | | | | | 196 | A | Akron | 80 71 |
| | | | | | | | | | | | | | 267 | H | Morgan St. | 80 48 |
| | | | | | | | | | | | | | 273 | H | Oakland | 79 64 |
| | | | | | | | | | | | | | 280 | H | Appalachian St. | 62 35 |
| LAST 10 Division I | | | | | | | | | | | | | | | | |
| | | | | 41 | H | Rutgers | 71 57 | | 94 | H | Michigan St. | 89 69 | | | | |
| | | | | 50 | A | Nebraska | 71 74 | | 188 | H | Penn St. | 82 48 | | | | |
| | | | | 119 | A | Wisconsin | 68 56 | | 8 | A | Maryland | 55 70 | | | | |
| | | | | 8 | H | Maryland | 49 77 | | 16 | N | Florida St. | 69 79 | | | | |
| | | | | 25 | A | Ohio St. | 69 78 | | 280 | H | Appalachian St. | 62 35 | | | | |

Non-Div I Games:

Michigan

■ Loss,
 ■ Non-Conf, S Site,
 ■ Home
 ■ Away
 N Neutral

Michigan St.

Through Games Of Jan. 26, 2020

| Average RPI Win: | 171 | WON-LOST | WINNING | LAST 10 | STRENGTH OF | OPP. STRENGTH | TEAM | ADJ. | CONF. | ADJ CONF. |
|-------------------|----------|-----------|----------------|------------|-------------|---------------|------|------|-------|-----------|
| Average RPI Loss: | 51 | RECORD | PCT. RANK | GAMES | SCHEDULE | OF SCHEDULE | RPI | RPI | RPI | RPI |
| DIV. I ONLY | 11- 9 | 150 | 4-6 | 78 | 9 | 94 | 94 | 2 | 2 | |
| DIV. I NON-CONF. | 7- 4 | 100 | 0-1 | 266 | 42 | 159 | 159 | 2 | 2 | |
| TOTALS | RPI 1-25 | RPI 26-50 | W-L RECORDS | RPI 51-100 | RPI 101-150 | RPI 150+ | | | | |
| 11- 9 | 1- 5 | 2- 2 | OVERALL | 0- 0 | 2- 1 | 6- 1 | | | | |
| 8- 1 | 1- 1 | 1- 0 | HOME | 0- 0 | 1- 0 | 5- 0 | | | | |
| 2- 5 | 0- 3 | 1- 1 | AWAY | 0- 0 | 1- 0 | 0- 1 | | | | |
| 1- 3 | 0- 1 | 0- 1 | NEUTRAL | 0- 0 | 0- 1 | 1- 0 | | | | |
| 7- 4 | 0- 2 | 0- 1 | NON-CONFERENCE | 0- 0 | 1- 1 | 6- 0 | | | | |
| 5- 0 | 0- 0 | 0- 0 | HOME | 0- 0 | 0- 0 | 5- 0 | | | | |
| 1- 1 | 0- 1 | 0- 0 | AWAY | 0- 0 | 1- 0 | 0- 0 | | | | |
| 1- 3 | 0- 1 | 0- 1 | NEUTRAL | 0- 0 | 0- 1 | 1- 0 | | | | |
| 4- 5 | 1- 3 | 2- 1 | CONFERENCE | 0- 0 | 1- 0 | 0- 1 | | | | |
| 3- 1 | 1- 1 | 1- 0 | HOME | 0- 0 | 1- 0 | 0- 0 | | | | |
| 1- 4 | 0- 2 | 1- 1 | AWAY | 0- 0 | 0- 0 | 0- 1 | | | | |
| 0- 0 | 0- 0 | 0- 0 | NEUTRAL | 0- 0 | 0- 0 | 0- 0 | | | | |

| RPI S | Opponent | Score | RPI S | Opponent | Score | RPI S | Opponent | Score | RPI S | Opponent | Score |
|--------------------|----------------|-------|-------|-----------------|-------|-------|----------|-------|-------|-----------------|--------|
| 4 | A Iowa | 57 74 | 39 | N West Virginia | 57 63 | | | | 114 | N Syracuse | 63 77 |
| 14 | A Indiana | 67 79 | 41 | A Rutgers | 66 55 | | | | 119 | H Wisconsin | 69 52 |
| 15 | H Northwestern | 48 76 | 48 | A Michigan | 69 89 | | | | 127 | A Notre Dame | 72 69 |
| 16 | A Florida St. | 68 78 | 50 | H Nebraska | 78 70 | | | | 169 | N Kansas St. | 65 60 |
| 24 | N LSU | 56 58 | | | | | | | 179 | H Eastern Mich. | 85 50 |
| 25 | H Ohio St. | 68 65 | | | | | | | 188 | A Penn St. | 73 86 |
| | | | | | | | | | 244 | H Morehead St. | 93 48 |
| | | | | | | | | | 273 | H Oakland | 76 56 |
| | | | | | | | | | 314 | H Detroit Mercy | 110 52 |
| | | | | | | | | | 345 | H Hartford | 79 34 |
| LAST 10 Division I | | | | | | | | | | | |
| 4 | A Iowa | 57 74 | 188 | A Penn St. | 73 86 | | | | | | |
| 15 | H Northwestern | 48 76 | 48 | A Michigan | 69 89 | | | | | | |
| 41 | A Rutgers | 66 55 | 50 | H Nebraska | 78 70 | | | | | | |
| 25 | H Ohio St. | 68 65 | 14 | A Indiana | 67 79 | | | | | | |
| 119 | H Wisconsin | 69 52 | 39 | N West Virginia | 57 63 | | | | | | |

Non-Div I Games:

Michigan St.

■ Loss,
 ■ Non-Conf,
 ■ S Site,
 ■ H Home
 ■ A Away
 N Neutral

Middle Tenn.

Through Games Of Jan. 26, 2020

| | | | | | | | | | | |
|-------------------|----------|-----------|----------------|------------|-------------|---------------|------|------|-------|-----------|
| Average RPI Win: | 172 | WON-LOST | WINNING | LAST 10 | STRENGTH OF | OPP. STRENGTH | TEAM | ADJ. | CONF. | ADJ CONF. |
| Average RPI Loss: | 62 | RECORD | PCT. RANK | GAMES | SCHEDULE | OF SCHEDULE | RPI | RPI | RPI | RPI |
| DIV. I ONLY | 13- 7 | 92 | 7-3 | 38 | 90 | 52 | 52 | 13 | 13 | |
| DIV. I NON-CONF. | 8- 4 | 90 | 2-0 | 19 | 36 | 41 | 41 | 13 | 13 | |
| TOTALS | RPI 1-25 | RPI 26-50 | W-L RECORDS | RPI 51-100 | RPI 101-150 | RPI 150+ | | | | |
| 13- 7 | 1- 2 | 0- 3 | OVERALL | 1- 1 | 4- 0 | 7- 1 | | | | |
| 8- 2 | 1- 1 | 0- 1 | HOME | 1- 0 | 2- 0 | 4- 0 | | | | |
| 4- 3 | 0- 0 | 0- 1 | AWAY | 0- 1 | 1- 0 | 3- 1 | | | | |
| 1- 2 | 0- 1 | 0- 1 | NEUTRAL | 0- 0 | 1- 0 | 0- 0 | | | | |
| 8- 4 | 1- 2 | 0- 1 | NON-CONFERENCE | 0- 1 | 4- 0 | 3- 0 | | | | |
| 5- 1 | 1- 1 | 0- 0 | HOME | 0- 0 | 2- 0 | 2- 0 | | | | |
| 2- 1 | 0- 0 | 0- 0 | AWAY | 0- 1 | 1- 0 | 1- 0 | | | | |
| 1- 2 | 0- 1 | 0- 1 | NEUTRAL | 0- 0 | 1- 0 | 0- 0 | | | | |
| 5- 3 | 0- 0 | 0- 2 | CONFERENCE | 1- 0 | 0- 0 | 4- 1 | | | | |
| 3- 1 | 0- 0 | 0- 1 | HOME | 1- 0 | 0- 0 | 2- 0 | | | | |
| 2- 2 | 0- 0 | 0- 1 | AWAY | 0- 0 | 0- 0 | 2- 1 | | | | |
| 0- 0 | 0- 0 | 0- 0 | NEUTRAL | 0- 0 | 0- 0 | 0- 0 | | | | |

| RPI 1-25 | | | | RPI 26-50 | | | | RPI 51-100 | | | | Team's RPI: 52 | | RPI 101+ | | | |
|--------------------|---|----------|-------|-----------|---|----------------|-------|------------|---|-----------|-------|----------------|---|--------------|-------|----------------|-------|
| RPI | S | Opponent | Score | RPI | S | Opponent | Score | RPI | S | Opponent | Score | | | RPI | S | Opponent | Score |
| 10 | N | Gonzaga | 50 62 | 27 | N | Arizona St. | 60 61 | 64 | A | Belmont | 57 68 | | | 113 | H | VCU | 86 63 |
| 20 | H | Kentucky | 52 67 | 28 | A | Western Ky. | 63 71 | 76 | H | Charlotte | 83 59 | | | 125 | A | Tulane | 64 62 |
| 23 | H | TCU | 82 70 | 32 | H | Old Dominion | 56 67 | | | | | | | 135 | H | Tennessee Tech | 64 58 |
| | | | | | | | | | | | | | | 144 | N | Auburn | 73 50 |
| | | | | | | | | | | | | | | 167 | H | Fla. Atlantic | 81 66 |
| | | | | | | | | | | | | | | 176 | H | Furman | 78 62 |
| | | | | | | | | | | | | | | 197 | A | Southern Miss. | 77 69 |
| | | | | | | | | | | | | | | 247 | A | Marshall | 75 55 |
| | | | | | | | | | | | | | | 250 | A | Louisiana Tech | 60 78 |
| | | | | | | | | | | | | | | 260 | H | Lipscomb | 70 49 |
| | | | | | | | | | | | | | | 271 | A | East Carolina | 68 66 |
| | | | | | | | | | | | | | | 298 | H | FIU | 72 56 |
| LAST 10 Division I | | | | | | | | | | | | | | | | | |
| | | | | 197 | A | Southern Miss. | 77 69 | | | | | 247 | A | Marshall | 75 55 | | |
| | | | | 250 | A | Louisiana Tech | 60 78 | | | | | 76 | H | Charlotte | 83 59 | | |
| | | | | 298 | H | FIU | 72 56 | | | | | 32 | H | Old Dominion | 56 67 | | |
| | | | | 167 | H | Fla. Atlantic | 81 66 | | | | | 23 | H | TCU | 82 70 | | |
| | | | | 28 | A | Western Ky. | 63 71 | | | | | 113 | H | VCU | 86 63 | | |

Non-Div I Games:

Middle Tenn.

■ Loss,
 ■ Non-Conf, S Site,
 ■ Home
 ■ Away
 N Neutral

Milwaukee

Through Games Of Jan. 26, 2020

| | | | | | | | | | | |
|-------------------|----------|-----------|----------------|------------|-------------|---------------|------|------|-------|-----------|
| Average RPI Win: | 254 | WON-LOST | WINNING | LAST 10 | STRENGTH OF | OPP. STRENGTH | TEAM | ADJ. | CONF. | ADJ CONF. |
| Average RPI Loss: | 132 | RECORD | PCT. RANK | GAMES | SCHEDULE | OF SCHEDULE | RPI | RPI | RPI | RPI |
| DIV. I ONLY | 6- 13 | 271 | 4-6 | 179 | 198 | 264 | 264 | 21 | 21 | |
| DIV. I NON-CONF. | 2- 8 | 295 | 0-1 | 117 | 84 | 280 | 280 | 18 | 18 | |
| TOTALS | RPI 1-25 | RPI 26-50 | W-L RECORDS | RPI 51-100 | RPI 101-150 | RPI 150+ | | | | |
| 6- 13 | 0- 1 | 0- 2 | OVERALL | 0- 2 | 1- 2 | 5- 6 | | | | |
| 4- 5 | 0- 0 | 0- 1 | HOME | 0- 1 | 1- 0 | 3- 3 | | | | |
| 2- 8 | 0- 1 | 0- 1 | AWAY | 0- 1 | 0- 2 | 2- 3 | | | | |
| 0- 0 | 0- 0 | 0- 0 | NEUTRAL | 0- 0 | 0- 0 | 0- 0 | | | | |
| 2- 8 | 0- 1 | 0- 2 | NON-CONFERENCE | 0- 1 | 0- 1 | 2- 3 | | | | |
| 2- 3 | 0- 0 | 0- 1 | HOME | 0- 0 | 0- 0 | 2- 2 | | | | |
| 0- 5 | 0- 1 | 0- 1 | AWAY | 0- 1 | 0- 1 | 0- 1 | | | | |
| 0- 0 | 0- 0 | 0- 0 | NEUTRAL | 0- 0 | 0- 0 | 0- 0 | | | | |
| 4- 5 | 0- 0 | 0- 0 | CONFERENCE | 0- 1 | 1- 1 | 3- 3 | | | | |
| 2- 2 | 0- 0 | 0- 0 | HOME | 0- 1 | 1- 0 | 1- 1 | | | | |
| 2- 3 | 0- 0 | 0- 0 | AWAY | 0- 0 | 0- 1 | 2- 2 | | | | |
| 0- 0 | 0- 0 | 0- 0 | NEUTRAL | 0- 0 | 0- 0 | 0- 0 | | | | |

| RPI 1-25 | | | | RPI 26-50 | | | | RPI 51-100 | | | | RPI 101+ Team's RPI: 264 | | | |
|--------------------|---|----------------|-------|-----------|---|---------------|-------|------------|---|-----------|-------|--------------------------|---|-----------------|-------|
| RPI | S | Opponent | Score | RPI | S | Opponent | Score | RPI | S | Opponent | Score | RPI | S | Opponent | Score |
| 17 | A | DePaul | 65 94 | 29 | A | Purdue | 55 68 | 61 | H | IUPUI | 52 75 | 119 | A | Wisconsin | 40 71 |
| | | | | 37 | H | Marquette | 56 78 | 70 | A | Minnesota | 61 77 | 139 | H | Wright St. | 60 58 |
| | | | | | | | | | | | | 143 | A | Green Bay | 48 61 |
| | | | | | | | | | | | | 162 | A | Columbia | 46 74 |
| | | | | | | | | | | | | 192 | H | Bowling Green | 51 63 |
| | | | | | | | | | | | | 193 | H | North Dakota | 58 66 |
| | | | | | | | | | | | | 195 | A | Cleveland St. | 49 58 |
| | | | | | | | | | | | | 201 | H | Northern Ill. | 78 65 |
| | | | | | | | | | | | | 210 | A | Youngstown St. | 74 62 |
| | | | | | | | | | | | | 228 | H | Northern Ky. | 49 61 |
| | | | | | | | | | | | | 273 | A | Oakland | 62 78 |
| | | | | | | | | | | | | 314 | A | Detroit Mercy | 63 48 |
| | | | | | | | | | | | | 322 | H | Ark.-Pine Bluff | 69 55 |
| | | | | | | | | | | | | 338 | H | UIC | 71 55 |
| LAST 10 Division I | | | | | | | | | | | | | | | |
| 210 | A | Youngstown St. | 74 62 | 314 | A | Detroit Mercy | 63 48 | | | | | | | | |
| 195 | A | Cleveland St. | 49 58 | 143 | A | Green Bay | 48 61 | | | | | | | | |
| 61 | H | IUPUI | 52 75 | 228 | H | Northern Ky. | 49 61 | | | | | | | | |
| 338 | H | UIC | 71 55 | 139 | H | Wright St. | 60 58 | | | | | | | | |
| 273 | A | Oakland | 62 78 | 193 | H | North Dakota | 58 66 | | | | | | | | |

Non-Div I Games: Wis.-Parkside 84 77

Milwaukee

■ Loss,
 ■ Non-Conf, S Site,
 ■ Home
 ■ Away
 N Neutral

Minnesota

Through Games Of Jan. 26, 2020

| Average RPI Win: | 165 | WON-LOST | WINNING | LAST 10 | STRENGTH OF | OPP. STRENGTH | TEAM | ADJ. | CONF. | ADJ CONF. |
|-------------------|----------|-----------|----------------|------------|-------------|---------------|------|------|-------|-----------|
| Average RPI Loss: | 53 | RECORD | PCT. RANK | GAMES | SCHEDULE | OF SCHEDULE | RPI | RPI | RPI | RPI |
| DIV. I ONLY | 12- 7 | 99 | 4-6 | 57 | 31 | 70 | 70 | 2 | 2 | |
| DIV. I NON-CONF. | 10- 1 | 19 | 2-0 | 128 | 107 | 37 | 37 | 2 | 2 | |
| TOTALS | RPI 1-25 | RPI 26-50 | W-L RECORDS | RPI 51-100 | RPI 101-150 | RPI 150+ | | | | |
| 12- 7 | 0- 4 | 2- 1 | OVERALL | 0- 0 | 4- 2 | 6- 0 | | | | |
| 7- 5 | 0- 4 | 1- 0 | HOME | 0- 0 | 2- 1 | 4- 0 | | | | |
| 5- 2 | 0- 0 | 1- 1 | AWAY | 0- 0 | 2- 1 | 2- 0 | | | | |
| 0- 0 | 0- 0 | 0- 0 | NEUTRAL | 0- 0 | 0- 0 | 0- 0 | | | | |
| 10- 1 | 0- 1 | 1- 0 | NON-CONFERENCE | 0- 0 | 4- 0 | 5- 0 | | | | |
| 7- 1 | 0- 1 | 1- 0 | HOME | 0- 0 | 2- 0 | 4- 0 | | | | |
| 3- 0 | 0- 0 | 0- 0 | AWAY | 0- 0 | 2- 0 | 1- 0 | | | | |
| 0- 0 | 0- 0 | 0- 0 | NEUTRAL | 0- 0 | 0- 0 | 0- 0 | | | | |
| 2- 6 | 0- 3 | 1- 1 | CONFERENCE | 0- 0 | 0- 2 | 1- 0 | | | | |
| 0- 4 | 0- 3 | 0- 0 | HOME | 0- 0 | 0- 1 | 0- 0 | | | | |
| 2- 2 | 0- 0 | 1- 1 | AWAY | 0- 0 | 0- 1 | 1- 0 | | | | |
| 0- 0 | 0- 0 | 0- 0 | NEUTRAL | 0- 0 | 0- 0 | 0- 0 | | | | |

| RPI S | Opponent | Score | RPI S | Opponent | Score | RPI S | Opponent | Score | RPI S | Opponent | Score |
|--------------------|----------------|-------|-------|---------------|-------|-------|----------|-------|-------|---------------------|--------|
| 4 | H Iowa | 75 76 | 27 | H Arizona St. | 80 66 | | | | 115 | H Lehigh | 77 49 |
| 12 | H Missouri St. | 69 77 | 29 | A Purdue | 72 59 | | | | 116 | H Montana St. | 71 60 |
| 15 | H Northwestern | 54 56 | 50 | A Nebraska | 58 72 | | | | 119 | H Wisconsin | 62 72 |
| 25 | H Ohio St. | 63 66 | | | | | | | 127 | A Notre Dame | 75 67 |
| | | | | | | | | | 146 | A George Washington | 83 50 |
| | | | | | | | | | 148 | A Illinois | 71 74 |
| | | | | | | | | | 188 | A Penn St. | 81 74 |
| | | | | | | | | | 190 | A American | 70 53 |
| | | | | | | | | | 191 | H UC Davis | 76 67 |
| | | | | | | | | | 264 | H Milwaukee | 77 61 |
| | | | | | | | | | 281 | H Vermont | 90 58 |
| | | | | | | | | | 307 | H Bryant | 101 56 |
| LAST 10 Division I | | | | | | | | | | | |
| 119 | H Wisconsin | 62 72 | 50 | A Nebraska | 58 72 | | | | | | |
| 29 | A Purdue | 72 59 | 25 | H Ohio St. | 63 66 | | | | | | |
| 4 | H Iowa | 75 76 | 188 | A Penn St. | 81 74 | | | | | | |
| 148 | A Illinois | 71 74 | 115 | H Lehigh | 77 49 | | | | | | |
| 15 | H Northwestern | 54 56 | 191 | H UC Davis | 76 67 | | | | | | |

Non-Div I Games:

Minnesota

■ Loss,
 ■ Non-Conf, S Site,
 ■ Home
 ■ Away
 N Neutral

| | | | | | | | | | | |
|-------------------|----------|-----------|----------------|------------|-------------|---------------|------|------|-------|-----------|
| Average RPI Win: | 129 | WON-LOST | WINNING | LAST 10 | STRENGTH OF | OPP. STRENGTH | TEAM | ADJ. | CONF. | ADJ CONF. |
| Average RPI Loss: | 15 | RECORD | PCT. RANK | GAMES | SCHEDULE | OF SCHEDULE | RPI | RPI | RPI | RPI |
| DIV. I ONLY | 18- 3 | 17 | 9-1 | 21 | 23 | 11 | 11 | 4 | 4 | |
| DIV. I NON-CONF. | 12- 2 | 29 | 3-0 | 26 | 39 | 12 | 12 | 5 | 5 | |
| TOTALS | RPI 1-25 | RPI 26-50 | W-L RECORDS | RPI 51-100 | RPI 101-150 | RPI 150+ | | | | |
| 18- 3 | 1- 2 | 2- 1 | OVERALL | 5- 0 | 4- 0 | 6- 0 | | | | |
| 8- 1 | 1- 0 | 0- 1 | HOME | 2- 0 | 1- 0 | 4- 0 | | | | |
| 6- 1 | 0- 1 | 1- 0 | AWAY | 2- 0 | 2- 0 | 1- 0 | | | | |
| 4- 1 | 0- 1 | 1- 0 | NEUTRAL | 1- 0 | 1- 0 | 1- 0 | | | | |
| 12- 2 | 0- 1 | 2- 1 | NON-CONFERENCE | 3- 0 | 2- 0 | 5- 0 | | | | |
| 5- 1 | 0- 0 | 0- 1 | HOME | 2- 0 | 0- 0 | 3- 0 | | | | |
| 3- 0 | 0- 0 | 1- 0 | AWAY | 0- 0 | 1- 0 | 1- 0 | | | | |
| 4- 1 | 0- 1 | 1- 0 | NEUTRAL | 1- 0 | 1- 0 | 1- 0 | | | | |
| 6- 1 | 1- 1 | 0- 0 | CONFERENCE | 2- 0 | 2- 0 | 1- 0 | | | | |
| 3- 0 | 1- 0 | 0- 0 | HOME | 0- 0 | 1- 0 | 1- 0 | | | | |
| 3- 1 | 0- 1 | 0- 0 | AWAY | 2- 0 | 1- 0 | 0- 0 | | | | |
| 0- 0 | 0- 0 | 0- 0 | NEUTRAL | 0- 0 | 0- 0 | 0- 0 | | | | |

| RPI 1-25 | | | | RPI 26-50 | | | | RPI 51-100 | | | | RPI 101+ | | | |
|--------------------|---|----------------|-------|-----------|---|---------------|-------|------------|---|------------|--------|----------|---|----------------|--------|
| RPI | S | Opponent | Score | RPI | S | Opponent | Score | RPI | S | Opponent | Score | RPI | S | Opponent | Score |
| 1 | A | South Carolina | 79 81 | 34 | N | Virginia | 72 59 | 66 | H | Troy | 122 82 | 128 | A | Louisiana | 64 48 |
| 5 | N | Stanford | 62 67 | 37 | A | Marquette | 74 68 | 75 | A | Georgia | 73 66 | 130 | H | Florida | 93 47 |
| 24 | H | LSU | 64 60 | 39 | H | West Virginia | 65 71 | 78 | N | South Fla. | 86 61 | 143 | N | Green Bay | 83 58 |
| | | | | | | | | 83 | A | Vanderbilt | 68 52 | 145 | A | Missouri | 79 64 |
| | | | | | | | | 84 | H | UT Martin | 82 46 | 170 | A | Jackson St. | 92 53 |
| | | | | | | | | | | | | 197 | H | Southern Miss. | 91 58 |
| | | | | | | | | | | | | 199 | H | Little Rock | 89 50 |
| | | | | | | | | | | | | 218 | H | Murray St. | 124 43 |
| | | | | | | | | | | | | 232 | N | San Francisco | 73 38 |
| | | | | | | | | | | | | 275 | H | Ole Miss | 80 39 |
| LAST 10 Division I | | | | | | | | | | | | | | | |
| 275 | H | Ole Miss | 80 39 | 75 | A | Georgia | 73 66 | | | | | | | | |
| 83 | A | Vanderbilt | 68 52 | 130 | H | Florida | 93 47 | | | | | | | | |
| 1 | A | South Carolina | 79 81 | 199 | H | Little Rock | 89 50 | | | | | | | | |
| 24 | H | LSU | 64 60 | 34 | N | Virginia | 72 59 | | | | | | | | |
| 145 | A | Missouri | 79 64 | 78 | N | South Fla. | 86 61 | | | | | | | | |

Non-Div I Games:

Mississippi St.

■ Loss,
 ■ Non-Conf, S Site,
 ■ Home
 ■ Away
 N Neutral

| | | | | | | | | | | |
|-------------------|----------|-----------|----------------|------------|-------------|---------------|------|------|-------|-----------|
| Average RPI Win: | 350 | WON-LOST | WINNING | LAST 10 | STRENGTH OF | OPP. STRENGTH | TEAM | ADJ. | CONF. | ADJ CONF. |
| Average RPI Loss: | 243 | RECORD | PCT. RANK | GAMES | SCHEDULE | OF SCHEDULE | RPI | RPI | RPI | RPI |
| DIV. I ONLY | 1- 16 | 345 | 0-10 | 345 | 345 | 351 | 351 | 31 | 31 | |
| DIV. I NON-CONF. | 1- 10 | 329 | 0-4 | 328 | 337 | 347 | 347 | 29 | 29 | |
| TOTALS | RPI 1-25 | RPI 26-50 | W-L RECORDS | RPI 51-100 | RPI 101-150 | RPI 150+ | | | | |
| 1- 16 | 0- 0 | 0- 0 | OVERALL | 0- 0 | 0- 1 | 1- 15 | | | | |
| 1- 5 | 0- 0 | 0- 0 | HOME | 0- 0 | 0- 0 | 1- 5 | | | | |
| 0- 10 | 0- 0 | 0- 0 | AWAY | 0- 0 | 0- 1 | 0- 9 | | | | |
| 0- 1 | 0- 0 | 0- 0 | NEUTRAL | 0- 0 | 0- 0 | 0- 1 | | | | |
| 1- 10 | 0- 0 | 0- 0 | NON-CONFERENCE | 0- 0 | 0- 0 | 1- 10 | | | | |
| 1- 2 | 0- 0 | 0- 0 | HOME | 0- 0 | 0- 0 | 1- 2 | | | | |
| 0- 7 | 0- 0 | 0- 0 | AWAY | 0- 0 | 0- 0 | 0- 7 | | | | |
| 0- 1 | 0- 0 | 0- 0 | NEUTRAL | 0- 0 | 0- 0 | 0- 1 | | | | |
| 0- 6 | 0- 0 | 0- 0 | CONFERENCE | 0- 0 | 0- 1 | 0- 5 | | | | |
| 0- 3 | 0- 0 | 0- 0 | HOME | 0- 0 | 0- 0 | 0- 3 | | | | |
| 0- 3 | 0- 0 | 0- 0 | AWAY | 0- 0 | 0- 1 | 0- 2 | | | | |
| 0- 0 | 0- 0 | 0- 0 | NEUTRAL | 0- 0 | 0- 0 | 0- 0 | | | | |

| RPI 1-25 | | | RPI 26-50 | | | RPI 51-100 | | | RPI 101+ | | | Team's RPI: 351 |
|--------------------|---|----------------|-----------|-----|-----|------------|-----------------|-----|----------|-----------------|-------|-----------------|
| RPI | S | Opponent | Score | RPI | S | Opponent | Score | RPI | S | Opponent | Score | |
| | | | | | | | | 105 | A | Texas Southern | 58 | 88 |
| | | | | | | | | 156 | A | North Ala. | 60 | 86 |
| | | | | | | | | 160 | A | Memphis | 54 | 91 |
| | | | | | | | | 175 | H | Austin Peay | 82 | 100 |
| | | | | | | | | 197 | A | Southern Miss. | 80 | 84 |
| | | | | | | | | 215 | A | Wyoming | 22 | 95 |
| | | | | | | | | 218 | H | Murray St. | 66 | 72 |
| | | | | | | | | 258 | H | Southern U. | 54 | 84 |
| | | | | | | | | 261 | A | Colorado St. | 46 | 65 |
| | | | | | | | | 266 | A | Alabama A&M | 48 | 68 |
| | | | | | | | | 275 | A | Ole Miss | 53 | 72 |
| | | | | | | | | 300 | N | Omaha | 70 | 78 |
| | | | | | | | | 319 | H | Alcorn | 67 | 81 |
| | | | | | | | | 321 | A | Alabama St. | 64 | 77 |
| | | | | | | | | 322 | H | Ark.-Pine Bluff | 77 | 80 |
| | | | | | | | | 346 | A | La.-Monroe | 66 | 74 |
| | | | | | | | | 350 | H | Florida A&M | 71 | 70 |
| LAST 10 Division I | | | | | | | | | | | | |
| 105 | A | Texas Southern | 58 | 88 | 322 | H | Ark.-Pine Bluff | 77 | 80 | | | |
| 258 | H | Southern U. | 54 | 84 | 346 | A | La.-Monroe | 66 | 74 | | | |
| 319 | H | Alcorn | 67 | 81 | 160 | A | Memphis | 54 | 91 | | | |
| 266 | A | Alabama A&M | 48 | 68 | 261 | A | Colorado St. | 46 | 65 | | | |
| 321 | A | Alabama St. | 64 | 77 | 215 | A | Wyoming | 22 | 95 | | | |

Non-Div I Games:

Mississippi Val.

■ Loss,
 ■ Non-Conf,
 ■ S Site,
 ■ Home
 ■ Away
 N Neutral

| | | | | | | | | | | |
|-------------------|----------|-----------|----------------|------------|-------------|---------------|------|------|-------|-----------|
| Average RPI Win: | 184 | WON-LOST | WINNING | LAST 10 | STRENGTH OF | OPP. STRENGTH | TEAM | ADJ. | CONF. | ADJ CONF. |
| Average RPI Loss: | 71 | RECORD | PCT. RANK | GAMES | SCHEDULE | OF SCHEDULE | RPI | RPI | RPI | RPI |
| DIV. I ONLY | 5- 15 | 293 | 2-8 | 4 | 69 | 145 | 145 | 4 | 4 | |
| DIV. I NON-CONF. | 3- 10 | 282 | 0-3 | 35 | 98 | 222 | 222 | 5 | 5 | |
| TOTALS | RPI 1-25 | RPI 26-50 | W-L RECORDS | RPI 51-100 | RPI 101-150 | RPI 150+ | | | | |
| 5- 15 | 1- 5 | 0- 3 | OVERALL | 1- 3 | 0- 2 | 3- 2 | | | | |
| 4- 6 | 1- 3 | 0- 1 | HOME | 1- 1 | 0- 1 | 2- 0 | | | | |
| 1- 7 | 0- 2 | 0- 2 | AWAY | 0- 1 | 0- 1 | 1- 1 | | | | |
| 0- 2 | 0- 0 | 0- 0 | NEUTRAL | 0- 1 | 0- 0 | 0- 1 | | | | |
| 3- 10 | 0- 2 | 0- 2 | NON-CONFERENCE | 1- 2 | 0- 2 | 2- 2 | | | | |
| 3- 4 | 0- 1 | 0- 1 | HOME | 1- 1 | 0- 1 | 2- 0 | | | | |
| 0- 4 | 0- 1 | 0- 1 | AWAY | 0- 0 | 0- 1 | 0- 1 | | | | |
| 0- 2 | 0- 0 | 0- 0 | NEUTRAL | 0- 1 | 0- 0 | 0- 1 | | | | |
| 2- 5 | 1- 3 | 0- 1 | CONFERENCE | 0- 1 | 0- 0 | 1- 0 | | | | |
| 1- 2 | 1- 2 | 0- 0 | HOME | 0- 0 | 0- 0 | 0- 0 | | | | |
| 1- 3 | 0- 1 | 0- 1 | AWAY | 0- 1 | 0- 0 | 1- 0 | | | | |
| 0- 0 | 0- 0 | 0- 0 | NEUTRAL | 0- 0 | 0- 0 | 0- 0 | | | | |

| RPI S | Opponent | Score | RPI S | Opponent | Score | RPI S | Opponent | Score | RPI S | Opponent | Score | Team's RPI: 145 |
|--------------------|-------------------|-------|-------|----------------|-------|-------|------------------|-------|-------|----------------|-------|-----------------|
| 1 | H South Carolina | 45 78 | 47 | A Arkansas | 73 90 | 51 | A Tennessee | 66 77 | 143 | A Green Bay | 64 72 | |
| 11 | H Mississippi St. | 64 79 | 49 | A South Dakota | 56 72 | 55 | H UNI | 73 78 | 148 | H Illinois | 51 58 | |
| 12 | A Missouri St. | 72 79 | 50 | H Nebraska | 85 90 | 57 | N North Carolina | 69 82 | 181 | N New Mexico | 68 71 | |
| 18 | A Texas A&M | 53 72 | | | | 98 | H Saint Louis | 83 58 | 205 | H Western Ill. | 97 89 | |
| 21 | H Princeton | 33 68 | | | | | | | 227 | A UMKC | 56 59 | |
| 24 | H LSU | 69 65 | | | | | | | 275 | A Ole Miss | 71 57 | |
| | | | | | | | | | 320 | H SIUE | 68 51 | |
| LAST 10 Division I | | | | | | | | | | | | |
| 18 | A Texas A&M | 53 72 | 24 | H LSU | 69 65 | 51 | A Tennessee | 66 77 | | | | |
| 275 | A Ole Miss | 71 57 | | | | 148 | H Illinois | 51 58 | | | | |
| 1 | H South Carolina | 45 78 | 21 | H Princeton | 33 68 | | | | | | | |
| 47 | A Arkansas | 73 90 | 12 | A Missouri St. | 72 79 | | | | | | | |
| 11 | H Mississippi St. | 64 79 | | | | | | | | | | |

Non-Div I Games:

Missouri

| | | | | | | | | | | |
|-------------------|----------|-----------|----------------|------------|-------------|---------------|------|------|-------|-----------|
| Average RPI Win: | 137 | WON-LOST | WINNING | LAST 10 | STRENGTH OF | OPP. STRENGTH | TEAM | ADJ. | CONF. | ADJ CONF. |
| Average RPI Loss: | 37 | RECORD | PCT. RANK | GAMES | SCHEDULE | OF SCHEDULE | RPI | RPI | RPI | RPI |
| DIV. I ONLY | 15- 3 | 25 | 8-2 | 34 | 60 | 12 | 12 | 7 | 7 | |
| DIV. I NON-CONF. | 9- 2 | 38 | 2-1 | 11 | 15 | 4 | 4 | 7 | 7 | |
| TOTALS | RPI 1-25 | RPI 26-50 | W-L RECORDS | RPI 51-100 | RPI 101-150 | RPI 150+ | | | | |
| 15- 3 | 0- 2 | 3- 0 | OVERALL | 2- 1 | 4- 0 | 6- 0 | | | | |
| 7- 0 | 0- 0 | 1- 0 | HOME | 1- 0 | 2- 0 | 3- 0 | | | | |
| 8- 3 | 0- 2 | 2- 0 | AWAY | 1- 1 | 2- 0 | 3- 0 | | | | |
| 0- 0 | 0- 0 | 0- 0 | NEUTRAL | 0- 0 | 0- 0 | 0- 0 | | | | |
| 9- 2 | 0- 2 | 2- 0 | NON-CONFERENCE | 1- 0 | 3- 0 | 3- 0 | | | | |
| 5- 0 | 0- 0 | 0- 0 | HOME | 0- 0 | 2- 0 | 3- 0 | | | | |
| 4- 2 | 0- 2 | 2- 0 | AWAY | 1- 0 | 1- 0 | 0- 0 | | | | |
| 0- 0 | 0- 0 | 0- 0 | NEUTRAL | 0- 0 | 0- 0 | 0- 0 | | | | |
| 6- 1 | 0- 0 | 1- 0 | CONFERENCE | 1- 1 | 1- 0 | 3- 0 | | | | |
| 2- 0 | 0- 0 | 1- 0 | HOME | 1- 0 | 0- 0 | 0- 0 | | | | |
| 4- 1 | 0- 0 | 0- 0 | AWAY | 0- 1 | 1- 0 | 3- 0 | | | | |
| 0- 0 | 0- 0 | 0- 0 | NEUTRAL | 0- 0 | 0- 0 | 0- 0 | | | | |

| RPI 1-25 | | | | Team's RPI: 12 | | | | RPI 26-50 | | | | RPI 51-100 | | | | RPI 101+ | | | |
|--------------------|---|------------|-------|----------------|-----|---|---------------|-----------|----|-----|---|----------------|-------|----|-----|----------|--------------------|-------|----|
| RPI | S | Opponent | Score | | RPI | S | Opponent | Score | | RPI | S | Opponent | Score | | RPI | S | Opponent | Score | |
| 10 | A | Gonzaga | 52 | 64 | 30 | H | Drake | 69 | 67 | 55 | H | UNI | 80 | 66 | 102 | A | Loyola Chicago | 74 | 72 |
| 13 | A | Oregon St. | 69 | 80 | 38 | A | Oklahoma | 96 | 90 | 70 | A | Minnesota | 77 | 69 | 110 | A | Boise St. | 72 | 69 |
| | | | | | 49 | A | South Dakota | 74 | 66 | 87 | A | Southern Ill. | 68 | 70 | 141 | H | A&M-Corpus Christi | 79 | 51 |
| | | | | | | | | | | | | | | | 145 | H | Missouri | 79 | 72 |
| | | | | | | | | | | | | | | | 164 | A | Valparaiso | 81 | 68 |
| | | | | | | | | | | | | | | | 166 | H | Wichita St. | 68 | 55 |
| | | | | | | | | | | | | | | | 168 | H | Santa Clara | 71 | 64 |
| | | | | | | | | | | | | | | | 227 | H | UMKC | 83 | 58 |
| | | | | | | | | | | | | | | | 269 | A | Indiana St. | 76 | 55 |
| | | | | | | | | | | | | | | | 315 | A | Evansville | 81 | 55 |
| LAST 10 Division I | | | | | | | | | | | | | | | | | | | |
| | | | | | 315 | A | Evansville | 81 | 55 | 164 | A | Valparaiso | 81 | 68 | | | | | |
| | | | | | 269 | A | Indiana St. | 76 | 55 | 102 | A | Loyola Chicago | 74 | 72 | | | | | |
| | | | | | 87 | A | Southern Ill. | 68 | 70 | 10 | A | Gonzaga | 52 | 64 | | | | | |
| | | | | | 55 | H | UNI | 80 | 66 | 145 | H | Missouri | 79 | 72 | | | | | |
| | | | | | 30 | H | Drake | 69 | 67 | 166 | H | Wichita St. | 68 | 55 | | | | | |

Non-Div I Games: William Jewell 111 39

Missouri St.

| Average RPI Win: | 276 | WON-LOST | WINNING | LAST 10 | STRENGTH OF | OPP. STRENGTH | TEAM | ADJ. | CONF. | ADJ CONF. |
|-------------------|----------|-----------|----------------|------------|-------------|---------------|------|------|-------|-----------|
| Average RPI Loss: | 166 | RECORD | PCT. RANK | GAMES | SCHEDULE | OF SCHEDULE | RPI | RPI | RPI | RPI |
| DIV. I ONLY | 5- 14 | 289 | 2-8 | 236 | 242 | 286 | 286 | 24 | 24 | |
| DIV. I NON-CONF. | 3- 6 | 235 | 1-0 | 129 | 197 | 188 | 188 | 25 | 25 | |
| TOTALS | RPI 1-25 | RPI 26-50 | W-L RECORDS | RPI 51-100 | RPI 101-150 | RPI 150+ | | | | |
| 5- 14 | 0- 1 | 0- 1 | OVERALL | 0- 3 | 0- 2 | 5- 7 | | | | |
| 2- 5 | 0- 0 | 0- 0 | HOME | 0- 1 | 0- 1 | 2- 3 | | | | |
| 2- 9 | 0- 1 | 0- 1 | AWAY | 0- 2 | 0- 1 | 2- 4 | | | | |
| 1- 0 | 0- 0 | 0- 0 | NEUTRAL | 0- 0 | 0- 0 | 1- 0 | | | | |
| 3- 6 | 0- 1 | 0- 1 | NON-CONFERENCE | 0- 1 | 0- 2 | 3- 1 | | | | |
| 1- 1 | 0- 0 | 0- 0 | HOME | 0- 0 | 0- 1 | 1- 0 | | | | |
| 1- 5 | 0- 1 | 0- 1 | AWAY | 0- 1 | 0- 1 | 1- 1 | | | | |
| 1- 0 | 0- 0 | 0- 0 | NEUTRAL | 0- 0 | 0- 0 | 1- 0 | | | | |
| 2- 8 | 0- 0 | 0- 0 | CONFERENCE | 0- 2 | 0- 0 | 2- 6 | | | | |
| 1- 4 | 0- 0 | 0- 0 | HOME | 0- 1 | 0- 0 | 1- 3 | | | | |
| 1- 4 | 0- 0 | 0- 0 | AWAY | 0- 1 | 0- 0 | 1- 3 | | | | |
| 0- 0 | 0- 0 | 0- 0 | NEUTRAL | 0- 0 | 0- 0 | 0- 0 | | | | |

| RPI S | Opponent | Score | RPI S | Opponent | Score | RPI S | Opponent | Score | RPI S | Opponent | Score | Team's RPI: 286 |
|--------------------|-----------------|-------|-------|---------------|-------|-------|------------|-------|-------|---------------------|-------|-----------------|
| 21 | A Princeton | 40 52 | 33 | A Arizona | 34 86 | 60 | A Bucknell | 37 71 | 131 | H Providence | 52 68 | |
| | | | | | | 73 | A Marist | 66 76 | 147 | A San Diego | 49 57 | |
| | | | | | | 73 | H Marist | 53 74 | 182 | A Quinnipiac | 53 60 | |
| | | | | | | | | | 202 | H Lafayette | 52 44 | |
| | | | | | | | | | 219 | H Niagara | 70 73 | |
| | | | | | | | | | 222 | H Manhattan | 62 60 | |
| | | | | | | | | | 225 | H Iona | 33 36 | |
| | | | | | | | | | 252 | A Fairfield | 38 49 | |
| | | | | | | | | | 274 | A Loyola Maryland | 48 64 | |
| | | | | | | | | | 304 | A Siena | 39 51 | |
| | | | | | | | | | 308 | N Purdue Fort Wayne | 60 46 | |
| | | | | | | | | | 313 | A Albany (NY) | 53 41 | |
| | | | | | | | | | 336 | H Canisius | 62 71 | |
| | | | | | | | | | 337 | A Saint Peter's | 81 67 | |
| LAST 10 Division I | | | | | | | | | | | | |
| 73 | H Marist | 53 74 | 225 | H Iona | 33 36 | | | | | | | |
| 304 | A Siena | 39 51 | 252 | A Fairfield | 38 49 | | | | | | | |
| 219 | H Niagara | 70 73 | 336 | H Canisius | 62 71 | | | | | | | |
| 182 | A Quinnipiac | 53 60 | 73 | A Marist | 66 76 | | | | | | | |
| 337 | A Saint Peter's | 81 67 | 313 | A Albany (NY) | 53 41 | | | | | | | |

Non-Div I Games:

Monmouth

Montana

Through Games Of Jan. 26, 2020

| | | | | | | | | | | |
|-------------------|----------|-----------|----------------|------------|-------------|---------------|------|------|-------|-----------|
| Average RPI Win: | 266 | WON-LOST | WINNING | LAST 10 | STRENGTH OF | OPP. STRENGTH | TEAM | ADJ. | CONF. | ADJ CONF. |
| Average RPI Loss: | 134 | RECORD | PCT. RANK | GAMES | SCHEDULE | OF SCHEDULE | RPI | RPI | RPI | RPI |
| DIV. I ONLY | 8- 8 | 176 | 5-5 | 188 | 295 | 194 | 194 | 19 | 19 | |
| DIV. I NON-CONF. | 3- 4 | 201 | 0-1 | 25 | 315 | 117 | 117 | 17 | 17 | |
| TOTALS | RPI 1-25 | RPI 26-50 | W-L RECORDS | RPI 51-100 | RPI 101-150 | RPI 150+ | | | | |
| 8- 8 | 0- 0 | 0- 2 | OVERALL | 0- 1 | 0- 1 | 8- 4 | | | | |
| 4- 4 | 0- 0 | 0- 1 | HOME | 0- 1 | 0- 0 | 4- 2 | | | | |
| 4- 3 | 0- 0 | 0- 1 | AWAY | 0- 0 | 0- 1 | 4- 1 | | | | |
| 0- 1 | 0- 0 | 0- 0 | NEUTRAL | 0- 0 | 0- 0 | 0- 1 | | | | |
| 3- 4 | 0- 0 | 0- 2 | NON-CONFERENCE | 0- 1 | 0- 0 | 3- 1 | | | | |
| 1- 2 | 0- 0 | 0- 1 | HOME | 0- 1 | 0- 0 | 1- 0 | | | | |
| 2- 1 | 0- 0 | 0- 1 | AWAY | 0- 0 | 0- 0 | 2- 0 | | | | |
| 0- 1 | 0- 0 | 0- 0 | NEUTRAL | 0- 0 | 0- 0 | 0- 1 | | | | |
| 5- 4 | 0- 0 | 0- 0 | CONFERENCE | 0- 0 | 0- 1 | 5- 3 | | | | |
| 3- 2 | 0- 0 | 0- 0 | HOME | 0- 0 | 0- 0 | 3- 2 | | | | |
| 2- 2 | 0- 0 | 0- 0 | AWAY | 0- 0 | 0- 1 | 2- 1 | | | | |
| 0- 0 | 0- 0 | 0- 0 | NEUTRAL | 0- 0 | 0- 0 | 0- 0 | | | | |

| RPI S | Opponent | Score | RPI S | Opponent | Score | RPI S | Opponent | Score | RPI S | Opponent | Score | Team's RPI: 194 |
|--------------------|-----------------|-------|-------|------------------|-------|-------|---------------------|-------|-------|----------|-------|-----------------|
| 33 | H Arizona | 42 77 | 71 | H Fresno St. | 63 76 | 104 | A Idaho | 51 52 | | | | |
| 49 | A South Dakota | 64 96 | | | | 168 | N Santa Clara | 58 68 | | | | |
| | | | | | | 186 | A Portland St. | 65 78 | | | | |
| | | | | | | 203 | H Southern Utah | 81 74 | | | | |
| | | | | | | 204 | H Northern Colo. | 58 67 | | | | |
| | | | | | | 206 | A Northern Ariz. | 79 71 | | | | |
| | | | | | | 234 | A Cal St. Fullerton | 71 69 | | | | |
| | | | | | | 253 | H Grand Canyon | 72 67 | | | | |
| | | | | | | 256 | H Idaho St. | 53 67 | | | | |
| | | | | | | 289 | H Eastern Wash. | 92 54 | | | | |
| | | | | | | 301 | H Weber St. | 85 57 | | | | |
| | | | | | | 317 | A Sacramento St. | 64 60 | | | | |
| | | | | | | 326 | A Utah Valley | 63 52 | | | | |
| LAST 10 Division I | | | | | | | | | | | | |
| 301 | H Weber St. | 85 57 | 204 | H Northern Colo. | 58 67 | | | | | | | |
| 256 | H Idaho St. | 53 67 | 203 | H Southern Utah | 81 74 | | | | | | | |
| 104 | A Idaho | 51 52 | 317 | A Sacramento St. | 64 60 | | | | | | | |
| 186 | A Portland St. | 65 78 | 206 | A Northern Ariz. | 79 71 | | | | | | | |
| 289 | H Eastern Wash. | 92 54 | 49 | A South Dakota | 64 96 | | | | | | | |

Non-Div I Games: Mont. St.-Northern 98 45 Mont. St. Billings 70 53

Montana

Loss, Non-Conf, S Site, H Home A Away N Neutral

| | | | | | | | | | | |
|-------------------|----------|-----------|----------------|------------|-------------|---------------|------|------|-------|-----------|
| Average RPI Win: | 248 | WON-LOST | WINNING | LAST 10 | STRENGTH OF | OPP. STRENGTH | TEAM | ADJ. | CONF. | ADJ CONF. |
| Average RPI Loss: | 76 | RECORD | PCT. RANK | GAMES | SCHEDULE | OF SCHEDULE | RPI | RPI | RPI | RPI |
| DIV. I ONLY | 10- 6 | 105 | 8-2 | 156 | 215 | 116 | 116 | 19 | 19 | |
| DIV. I NON-CONF. | 2- 5 | 259 | 0-1 | 18 | 113 | 134 | 134 | 17 | 17 | |
| TOTALS | RPI 1-25 | RPI 26-50 | W-L RECORDS | RPI 51-100 | RPI 101-150 | RPI 150+ | | | | |
| 10- 6 | 0- 2 | 0- 0 | OVERALL | 0- 2 | 0- 1 | 10- 1 | | | | |
| 5- 2 | 0- 1 | 0- 0 | HOME | 0- 0 | 0- 1 | 5- 0 | | | | |
| 5- 2 | 0- 0 | 0- 0 | AWAY | 0- 2 | 0- 0 | 5- 0 | | | | |
| 0- 2 | 0- 1 | 0- 0 | NEUTRAL | 0- 0 | 0- 0 | 0- 1 | | | | |
| 2- 5 | 0- 2 | 0- 0 | NON-CONFERENCE | 0- 2 | 0- 0 | 2- 1 | | | | |
| 1- 1 | 0- 1 | 0- 0 | HOME | 0- 0 | 0- 0 | 1- 0 | | | | |
| 1- 2 | 0- 0 | 0- 0 | AWAY | 0- 2 | 0- 0 | 1- 0 | | | | |
| 0- 2 | 0- 1 | 0- 0 | NEUTRAL | 0- 0 | 0- 0 | 0- 1 | | | | |
| 8- 1 | 0- 0 | 0- 0 | CONFERENCE | 0- 0 | 0- 1 | 8- 0 | | | | |
| 4- 1 | 0- 0 | 0- 0 | HOME | 0- 0 | 0- 1 | 4- 0 | | | | |
| 4- 0 | 0- 0 | 0- 0 | AWAY | 0- 0 | 0- 0 | 4- 0 | | | | |
| 0- 0 | 0- 0 | 0- 0 | NEUTRAL | 0- 0 | 0- 0 | 0- 0 | | | | |

| RPI 1-25 | | | | RPI 26-50 | | | | RPI 51-100 | | | | RPI 101+ Team's RPI: 116 | | | |
|--------------------|---|---------------|-------|-----------|---|----------------|-------|------------|---|------------------|-------|--------------------------|---|----------------|-------|
| RPI | S | Opponent | Score | RPI | S | Opponent | Score | RPI | S | Opponent | Score | RPI | S | Opponent | Score |
| 10 | H | Gonzaga | 55 70 | | | | | 70 | A | Minnesota | 60 71 | 104 | H | Idaho | 68 69 |
| 18 | N | Texas A&M | 67 78 | | | | | 90 | A | South Dakota St. | 50 60 | 166 | N | Wichita St. | 64 66 |
| | | | | | | | | | | | | 186 | A | Portland St. | 73 62 |
| | | | | | | | | | | | | 191 | H | UC Davis | 77 65 |
| | | | | | | | | | | | | 203 | H | Southern Utah | 91 65 |
| | | | | | | | | | | | | 204 | H | Northern Colo. | 91 58 |
| | | | | | | | | | | | | 206 | A | Northern Ariz. | 72 64 |
| | | | | | | | | | | | | 256 | H | Idaho St. | 67 59 |
| | | | | | | | | | | | | 289 | A | Eastern Wash. | 89 85 |
| | | | | | | | | | | | | 301 | H | Weber St. | 81 52 |
| | | | | | | | | | | | | 317 | A | Sacramento St. | 85 48 |
| | | | | | | | | | | | | 331 | A | Seattle U | 73 65 |
| LAST 10 Division I | | | | | | | | | | | | | | | |
| 256 | H | Idaho St. | 67 59 | 203 | H | Southern Utah | 91 65 | | | | | | | | |
| 301 | H | Weber St. | 81 52 | 204 | H | Northern Colo. | 91 58 | | | | | | | | |
| 289 | A | Eastern Wash. | 89 85 | 206 | A | Northern Ariz. | 72 64 | | | | | | | | |
| 186 | A | Portland St. | 73 62 | 317 | A | Sacramento St. | 85 48 | | | | | | | | |
| 104 | H | Idaho | 68 69 | 18 | N | Texas A&M | 67 78 | | | | | | | | |

Non-Div I Games: Carroll (MT) 67 33 Mont. St.-Northern 93 34

Montana St.

Loss, Non-Conf, S Site, H Home A Away N Neutral

| | | | | | | | | | | |
|-------------------|----------|-----------|----------------|------------|-------------|---------------|------|------|-------|-----------|
| Average RPI Win: | 288 | WON-LOST | WINNING | LAST 10 | STRENGTH OF | OPP. STRENGTH | TEAM | ADJ. | CONF. | ADJ CONF. |
| Average RPI Loss: | 126 | RECORD | PCT. RANK | GAMES | SCHEDULE | OF SCHEDULE | RPI | RPI | RPI | RPI |
| DIV. I ONLY | 6- 12 | 260 | 4-6 | 153 | 265 | 244 | 244 | 18 | 18 | |
| DIV. I NON-CONF. | 2- 8 | 295 | 0-2 | 83 | 143 | 257 | 257 | 22 | 22 | |
| TOTALS | RPI 1-25 | RPI 26-50 | W-L RECORDS | RPI 51-100 | RPI 101-150 | RPI 150+ | | | | |
| 6- 12 | 0- 2 | 0- 0 | OVERALL | 0- 3 | 0- 3 | 6- 4 | | | | |
| 4- 4 | 0- 0 | 0- 0 | HOME | 0- 0 | 0- 2 | 4- 2 | | | | |
| 2- 8 | 0- 2 | 0- 0 | AWAY | 0- 3 | 0- 1 | 2- 2 | | | | |
| 0- 0 | 0- 0 | 0- 0 | NEUTRAL | 0- 0 | 0- 0 | 0- 0 | | | | |
| 2- 8 | 0- 2 | 0- 0 | NON-CONFERENCE | 0- 2 | 0- 1 | 2- 3 | | | | |
| 2- 2 | 0- 0 | 0- 0 | HOME | 0- 0 | 0- 1 | 2- 1 | | | | |
| 0- 6 | 0- 2 | 0- 0 | AWAY | 0- 2 | 0- 0 | 0- 2 | | | | |
| 0- 0 | 0- 0 | 0- 0 | NEUTRAL | 0- 0 | 0- 0 | 0- 0 | | | | |
| 4- 4 | 0- 0 | 0- 0 | CONFERENCE | 0- 1 | 0- 2 | 4- 1 | | | | |
| 2- 2 | 0- 0 | 0- 0 | HOME | 0- 0 | 0- 1 | 2- 1 | | | | |
| 2- 2 | 0- 0 | 0- 0 | AWAY | 0- 1 | 0- 1 | 2- 0 | | | | |
| 0- 0 | 0- 0 | 0- 0 | NEUTRAL | 0- 0 | 0- 0 | 0- 0 | | | | |

| RPI 1-25 | | | | RPI 26-50 | | | | RPI 51-100 | | | | RPI 101+ Team's RPI: 244 | | | |
|--------------------|---|------------------|-------|-----------|---|------------------|-------|------------|---|--------------|-------|--------------------------|---|--------------------|-------|
| RPI | S | Opponent | Score | RPI | S | Opponent | Score | RPI | S | Opponent | Score | RPI | S | Opponent | Score |
| 9 | A | Baylor | 47 94 | | | | | 64 | A | Belmont | 62 71 | 135 | A | Tennessee Tech | 75 82 |
| 20 | A | Kentucky | 54 79 | | | | | 79 | A | Dayton | 41 58 | 135 | H | Tennessee Tech | 55 75 |
| | | | | | | | | 94 | A | Michigan St. | 48 93 | 136 | H | N.C. A&T | 56 74 |
| | | | | | | | | | | | | 164 | A | Valparaiso | 53 55 |
| | | | | | | | | | | | | 192 | A | Bowling Green | 65 79 |
| | | | | | | | | | | | | 223 | H | Saint Francis (PA) | 65 54 |
| | | | | | | | | | | | | 230 | H | Radford | 73 62 |
| | | | | | | | | | | | | 242 | H | Eastern Ill. | 51 57 |
| | | | | | | | | | | | | 243 | H | Stetson | 55 58 |
| | | | | | | | | | | | | 309 | A | Jacksonville St. | 69 55 |
| | | | | | | | | | | | | 309 | H | Jacksonville St. | 67 48 |
| | | | | | | | | | | | | 320 | H | SIUE | 75 69 |
| | | | | | | | | | | | | 339 | A | Tennessee St. | 84 47 |
| LAST 10 Division I | | | | | | | | | | | | | | | |
| 309 | A | Jacksonville St. | 69 55 | 320 | H | SIUE | 75 69 | | | | | | | | |
| 135 | A | Tennessee Tech | 75 82 | 135 | H | Tennessee Tech | 55 75 | | | | | | | | |
| 64 | A | Belmont | 62 71 | 309 | H | Jacksonville St. | 67 48 | | | | | | | | |
| 339 | A | Tennessee St. | 84 47 | 9 | A | Baylor | 47 94 | | | | | | | | |
| 242 | H | Eastern Ill. | 51 57 | 164 | A | Valparaiso | 53 55 | | | | | | | | |

Non-Div I Games: Asbury 107 55 Midway 107 55

Morehead St.

| | | | | | | | | | | |
|-------------------|----------|-----------|----------------|------------|-------------|---------------|------|------|-------|-----------|
| Average RPI Win: | 279 | WON-LOST | WINNING | LAST 10 | STRENGTH OF | OPP. STRENGTH | TEAM | ADJ. | CONF. | ADJ CONF. |
| Average RPI Loss: | 190 | RECORD | PCT. RANK | GAMES | SCHEDULE | OF SCHEDULE | RPI | RPI | RPI | RPI |
| DIV. I ONLY | 7- 11 | 236 | 6-4 | 307 | 326 | 267 | 267 | 30 | 30 | |
| DIV. I NON-CONF. | 2- 9 | 304 | 1-2 | 252 | 273 | 307 | 307 | 31 | 31 | |
| TOTALS | RPI 1-25 | RPI 26-50 | W-L RECORDS | RPI 51-100 | RPI 101-150 | RPI 150+ | | | | |
| 7- 11 | 0- 0 | 0- 3 | OVERALL | 0- 1 | 1- 0 | 6- 7 | | | | |
| 4- 0 | 0- 0 | 0- 0 | HOME | 0- 0 | 1- 0 | 3- 0 | | | | |
| 3- 9 | 0- 0 | 0- 3 | AWAY | 0- 0 | 0- 0 | 3- 6 | | | | |
| 0- 2 | 0- 0 | 0- 0 | NEUTRAL | 0- 1 | 0- 0 | 0- 1 | | | | |
| 2- 9 | 0- 0 | 0- 3 | NON-CONFERENCE | 0- 1 | 0- 0 | 2- 5 | | | | |
| 1- 0 | 0- 0 | 0- 0 | HOME | 0- 0 | 0- 0 | 1- 0 | | | | |
| 1- 7 | 0- 0 | 0- 3 | AWAY | 0- 0 | 0- 0 | 1- 4 | | | | |
| 0- 2 | 0- 0 | 0- 0 | NEUTRAL | 0- 1 | 0- 0 | 0- 1 | | | | |
| 5- 2 | 0- 0 | 0- 0 | CONFERENCE | 0- 0 | 1- 0 | 4- 2 | | | | |
| 3- 0 | 0- 0 | 0- 0 | HOME | 0- 0 | 1- 0 | 2- 0 | | | | |
| 2- 2 | 0- 0 | 0- 0 | AWAY | 0- 0 | 0- 0 | 2- 2 | | | | |
| 0- 0 | 0- 0 | 0- 0 | NEUTRAL | 0- 0 | 0- 0 | 0- 0 | | | | |

| RPI S | Opponent | Score | RPI S | Opponent | Score | RPI S | Opponent | Score | RPI S | Opponent | Score | Team's RPI: 267 |
|--------------------|----------|-------|-------|-----------------|-------|-------|-------------|-------|-------|--------------------|-------|-----------------|
| | | | 37 A | Marquette | 48 70 | 96 N | Stony Brook | 56 63 | 136 H | N.C. A&T | 42 38 | |
| | | | 48 A | Michigan | 48 80 | | | | 151 A | Bethune-Cookman | 65 74 | |
| | | | 50 A | Nebraska | 55 78 | | | | 196 N | Akron | 45 52 | |
| | | | | | | | | | 238 H | Howard | 74 67 | |
| | | | | | | | | | 247 A | Marshall | 57 52 | |
| | | | | | | | | | 259 A | Delaware St. | 61 69 | |
| | | | | | | | | | 293 H | Texas St. | 72 62 | |
| | | | | | | | | | 300 A | Omaha | 64 70 | |
| | | | | | | | | | 305 A | Hofstra | 39 51 | |
| | | | | | | | | | 306 A | UMBC | 63 65 | |
| | | | | | | | | | 337 A | Saint Peter's | 77 78 | |
| | | | | | | | | | 343 A | Coppin St. | 47 42 | |
| | | | | | | | | | 349 H | South Carolina St. | 77 47 | |
| | | | | | | | | | 350 A | Florida A&M | 59 47 | |
| LAST 10 Division I | | | | | | | | | | | | |
| | | | 343 A | Coppin St. | 47 42 | | | | 349 H | South Carolina St. | 77 47 | |
| | | | 136 H | N.C. A&T | 42 38 | | | | 259 A | Delaware St. | 61 69 | |
| | | | 238 H | Howard | 74 67 | | | | 196 N | Akron | 45 52 | |
| | | | 151 A | Bethune-Cookman | 65 74 | | | | 96 N | Stony Brook | 56 63 | |
| | | | 350 A | Florida A&M | 59 47 | | | | 293 H | Texas St. | 72 62 | |

Non-Div I Games: Washington Adventist 84 52 Notre Dame (MD) 113 34

Morgan St.

Loss, Non-Conf, S Site, H Home A Away N Neutral

| | | | | | | | | | | |
|-------------------|----------|-----------|----------------|------------|-------------|---------------|------|------|-------|-----------|
| Average RPI Win: | 281 | WON-LOST | WINNING | LAST 10 | STRENGTH OF | OPP. STRENGTH | TEAM | ADJ. | CONF. | ADJ CONF. |
| Average RPI Loss: | 149 | RECORD | PCT. RANK | GAMES | SCHEDULE | OF SCHEDULE | RPI | RPI | RPI | RPI |
| DIV. I ONLY | 9- 9 | 176 | 6-4 | 300 | 229 | 240 | 240 | 29 | 29 | |
| DIV. I NON-CONF. | 4- 7 | 225 | 1-2 | 149 | 123 | 191 | 191 | 30 | 30 | |
| TOTALS | RPI 1-25 | RPI 26-50 | W-L RECORDS | RPI 51-100 | RPI 101-150 | RPI 150+ | | | | |
| 9- 9 | 0- 2 | 0- 1 | OVERALL | 0- 0 | 1- 1 | 8- 5 | | | | |
| 6- 2 | 0- 0 | 0- 0 | HOME | 0- 0 | 0- 1 | 6- 1 | | | | |
| 2- 6 | 0- 2 | 0- 1 | AWAY | 0- 0 | 0- 0 | 2- 3 | | | | |
| 1- 1 | 0- 0 | 0- 0 | NEUTRAL | 0- 0 | 1- 0 | 0- 1 | | | | |
| 4- 7 | 0- 2 | 0- 1 | NON-CONFERENCE | 0- 0 | 1- 1 | 3- 3 | | | | |
| 2- 1 | 0- 0 | 0- 0 | HOME | 0- 0 | 0- 1 | 2- 0 | | | | |
| 1- 5 | 0- 2 | 0- 1 | AWAY | 0- 0 | 0- 0 | 1- 2 | | | | |
| 1- 1 | 0- 0 | 0- 0 | NEUTRAL | 0- 0 | 1- 0 | 0- 1 | | | | |
| 5- 2 | 0- 0 | 0- 0 | CONFERENCE | 0- 0 | 0- 0 | 5- 2 | | | | |
| 4- 1 | 0- 0 | 0- 0 | HOME | 0- 0 | 0- 0 | 4- 1 | | | | |
| 1- 1 | 0- 0 | 0- 0 | AWAY | 0- 0 | 0- 0 | 1- 1 | | | | |
| 0- 0 | 0- 0 | 0- 0 | NEUTRAL | 0- 0 | 0- 0 | 0- 0 | | | | |

| RPI 1-25 | | | | RPI 26-50 | | | | RPI 51-100 | | | | RPI 101+ Team's RPI: 240 | | | |
|--------------------|---|----------------------|-------|-----------|---|--------------|-------|------------|---|----------|-------|--------------------------|---|----------------------|-------|
| RPI | S | Opponent | Score | RPI | S | Opponent | Score | RPI | S | Opponent | Score | RPI | S | Opponent | Score |
| 14 | A | Indiana | 52 75 | 32 | A | Old Dominion | 34 85 | | | | | 115 | H | Lehigh | 65 66 |
| 20 | A | Kentucky | 44 67 | | | | | | | | | 118 | N | Richmond | 75 67 |
| | | | | | | | | | | | | 171 | A | Merrimack | 55 76 |
| | | | | | | | | | | | | 178 | A | Towson | 57 73 |
| | | | | | | | | | | | | 183 | N | Hampton | 60 68 |
| | | | | | | | | | | | | 230 | A | Radford | 75 58 |
| | | | | | | | | | | | | 274 | H | Loyola Maryland | 81 75 |
| | | | | | | | | | | | | 292 | H | Wagner | 78 63 |
| | | | | | | | | | | | | 306 | H | UMBC | 71 61 |
| | | | | | | | | | | | | 307 | A | Bryant | 76 70 |
| | | | | | | | | | | | | 307 | H | Bryant | 67 72 |
| | | | | | | | | | | | | 312 | H | St. Francis Brooklyn | 69 60 |
| | | | | | | | | | | | | 325 | A | UMES | 76 78 |
| | | | | | | | | | | | | 344 | H | Central Conn. St. | 72 64 |
| | | | | | | | | | | | | 348 | H | LIU Brooklyn | 75 57 |
| LAST 10 Division I | | | | | | | | | | | | | | | |
| 307 | H | Bryant | 67 72 | 348 | H | LIU Brooklyn | 75 57 | | | | | | | | |
| 312 | H | St. Francis Brooklyn | 69 60 | 292 | H | Wagner | 78 63 | | | | | | | | |
| 344 | H | Central Conn. St. | 72 64 | 32 | A | Old Dominion | 34 85 | | | | | | | | |
| 171 | A | Merrimack | 55 76 | 118 | N | Richmond | 75 67 | | | | | | | | |
| 307 | A | Bryant | 76 70 | 183 | N | Hampton | 60 68 | | | | | | | | |

Non-Div I Games: Frostburg St. 94 40

Mt. St. Mary's

| Average RPI Win: | 271 | WON-LOST | WINNING | LAST 10 | STRENGTH OF | OPP. STRENGTH | TEAM | ADJ. | CONF. | ADJ CONF. |
|-------------------|----------|-----------|----------------|------------|-------------|---------------|------|------|-------|-----------|
| Average RPI Loss: | 109 | RECORD | PCT. RANK | GAMES | SCHEDULE | OF SCHEDULE | RPI | RPI | RPI | RPI |
| DIV. I ONLY | 7- 10 | 228 | 2-8 | 232 | 174 | 218 | 218 | 18 | 18 | |
| DIV. I NON-CONF. | 5- 4 | 140 | 0-2 | 299 | 82 | 175 | 175 | 22 | 22 | |
| TOTALS | RPI 1-25 | RPI 26-50 | W-L RECORDS | RPI 51-100 | RPI 101-150 | RPI 150+ | | | | |
| 7- 10 | 0- 2 | 0- 0 | OVERALL | 0- 4 | 0- 1 | 7- 3 | | | | |
| 4- 3 | 0- 0 | 0- 0 | HOME | 0- 2 | 0- 0 | 4- 1 | | | | |
| 3- 7 | 0- 2 | 0- 0 | AWAY | 0- 2 | 0- 1 | 3- 2 | | | | |
| 0- 0 | 0- 0 | 0- 0 | NEUTRAL | 0- 0 | 0- 0 | 0- 0 | | | | |
| 5- 4 | 0- 2 | 0- 0 | NON-CONFERENCE | 0- 1 | 0- 0 | 5- 1 | | | | |
| 2- 1 | 0- 0 | 0- 0 | HOME | 0- 0 | 0- 0 | 2- 1 | | | | |
| 3- 3 | 0- 2 | 0- 0 | AWAY | 0- 1 | 0- 0 | 3- 0 | | | | |
| 0- 0 | 0- 0 | 0- 0 | NEUTRAL | 0- 0 | 0- 0 | 0- 0 | | | | |
| 2- 6 | 0- 0 | 0- 0 | CONFERENCE | 0- 3 | 0- 1 | 2- 2 | | | | |
| 2- 2 | 0- 0 | 0- 0 | HOME | 0- 2 | 0- 0 | 2- 0 | | | | |
| 0- 4 | 0- 0 | 0- 0 | AWAY | 0- 1 | 0- 1 | 0- 2 | | | | |
| 0- 0 | 0- 0 | 0- 0 | NEUTRAL | 0- 0 | 0- 0 | 0- 0 | | | | |

| RPI | S | Opponent | Score |
|-----|---|-----------------|--------|
| 3 | A | Louisville | 40 76 |
| 11 | A | Mississippi St. | 43 124 |

| RPI | S | Opponent | Score |
|-----|---|----------|-------|
|-----|---|----------|-------|

| RPI | S | Opponent | Score |
|-----|---|---------------|-------|
| 64 | H | Belmont | 56 86 |
| 84 | A | UT Martin | 56 98 |
| 84 | H | UT Martin | 64 89 |
| 87 | A | Southern Ill. | 66 76 |

| RPI | S | Opponent | Score | Team's RPI: 218 |
|-----|---|-------------------|--------|-----------------|
| 135 | A | Tennessee Tech | 72 77 | |
| 152 | A | Southeast Mo. St. | 73 88 | |
| 152 | H | Southeast Mo. St. | 70 62 | |
| 165 | H | Samford | 56 84 | |
| 209 | H | Arkansas St. | 77 62 | |
| 260 | A | Lipscomb | 67 57 | |
| 269 | H | Indiana St. | 70 62 | |
| 309 | A | Jacksonville St. | 51 68 | |
| 315 | A | Evansville | 61 59 | |
| 339 | H | Tennessee St. | 100 62 | |
| 351 | A | Mississippi Val. | 72 66 | |

LAST 10 Division I

| | | | | | | | |
|-----|---|-------------------|--------|-----|---|-------------------|-------|
| 339 | H | Tennessee St. | 100 62 | 309 | A | Jacksonville St. | 51 68 |
| 64 | H | Belmont | 56 86 | 152 | H | Southeast Mo. St. | 70 62 |
| 152 | A | Southeast Mo. St. | 73 88 | 84 | H | UT Martin | 64 89 |
| 84 | A | UT Martin | 56 98 | 165 | H | Samford | 56 84 |
| 135 | A | Tennessee Tech | 72 77 | 87 | A | Southern Ill. | 66 76 |

Non-Div I Games: Cumberland (TN) 93 60 Christian Bros. 95 59

Murray St.

Loss, Non-Conf, S Site, H Home A Away N Neutral

| | | | | | | | | | | |
|-------------------|----------|-----------|----------------|------------|-------------|---------------|------|------|-------|-----------|
| Average RPI Win: | 238 | WON-LOST | WINNING | LAST 10 | STRENGTH OF | OPP. STRENGTH | TEAM | ADJ. | CONF. | ADJ CONF. |
| Average RPI Loss: | 129 | RECORD | PCT. RANK | GAMES | SCHEDULE | OF SCHEDULE | RPI | RPI | RPI | RPI |
| DIV. I ONLY | 10- 6 | 105 | 7-3 | 279 | 146 | 136 | 136 | 30 | 30 | |
| DIV. I NON-CONF. | 6- 4 | 123 | 3-1 | 112 | 46 | 61 | 61 | 31 | 31 | |
| TOTALS | RPI 1-25 | RPI 26-50 | W-L RECORDS | RPI 51-100 | RPI 101-150 | RPI 150+ | | | | |
| 10- 6 | 0- 1 | 0- 0 | OVERALL | 0- 2 | 2- 0 | 8- 3 | | | | |
| 3- 1 | 0- 0 | 0- 0 | HOME | 0- 0 | 1- 0 | 2- 1 | | | | |
| 6- 4 | 0- 1 | 0- 0 | AWAY | 0- 1 | 1- 0 | 5- 2 | | | | |
| 1- 1 | 0- 0 | 0- 0 | NEUTRAL | 0- 1 | 0- 0 | 1- 0 | | | | |
| 6- 4 | 0- 1 | 0- 0 | NON-CONFERENCE | 0- 2 | 2- 0 | 4- 1 | | | | |
| 2- 0 | 0- 0 | 0- 0 | HOME | 0- 0 | 1- 0 | 1- 0 | | | | |
| 3- 3 | 0- 1 | 0- 0 | AWAY | 0- 1 | 1- 0 | 2- 1 | | | | |
| 1- 1 | 0- 0 | 0- 0 | NEUTRAL | 0- 1 | 0- 0 | 1- 0 | | | | |
| 4- 2 | 0- 0 | 0- 0 | CONFERENCE | 0- 0 | 0- 0 | 4- 2 | | | | |
| 1- 1 | 0- 0 | 0- 0 | HOME | 0- 0 | 0- 0 | 1- 1 | | | | |
| 3- 1 | 0- 0 | 0- 0 | AWAY | 0- 0 | 0- 0 | 3- 1 | | | | |
| 0- 0 | 0- 0 | 0- 0 | NEUTRAL | 0- 0 | 0- 0 | 0- 0 | | | | |

| RPI 1-25 | | | | RPI 26-50 | | | | RPI 51-100 | | | | RPI 101+ Team's RPI: 136 | | | |
|--------------------|---|-----------------|-------|-----------|---|----------------|-------|------------|---|------------|-------|--------------------------|---|-----------------|-------|
| RPI | S | Opponent | Score | RPI | S | Opponent | Score | RPI | S | Opponent | Score | RPI | S | Opponent | Score |
| 19 | A | NC State | 44 80 | | | | | 63 | N | Miami (FL) | 67 68 | 113 | A | VCU | 69 58 |
| | | | | | | | | 75 | A | Georgia | 54 72 | 121 | H | UNC Greensboro | 57 48 |
| | | | | | | | | | | | | 151 | H | Bethune-Cookman | 58 69 |
| | | | | | | | | | | | | 173 | A | Clemson | 82 74 |
| | | | | | | | | | | | | 196 | A | Akron | 52 64 |
| | | | | | | | | | | | | 209 | N | Arkansas St. | 55 50 |
| | | | | | | | | | | | | 239 | H | ETSU | 80 69 |
| | | | | | | | | | | | | 244 | A | Morehead St. | 74 56 |
| | | | | | | | | | | | | 259 | A | Delaware St. | 69 45 |
| | | | | | | | | | | | | 267 | A | Morgan St. | 38 42 |
| | | | | | | | | | | | | 325 | A | UMES | 67 31 |
| | | | | | | | | | | | | 343 | A | Coppin St. | 84 38 |
| | | | | | | | | | | | | 350 | H | Florida A&M | 71 44 |
| LAST 10 Division I | | | | | | | | | | | | | | | |
| 151 | H | Bethune-Cookman | 58 69 | 350 | H | Florida A&M | 71 44 | | | | | | | | |
| 267 | A | Morgan St. | 38 42 | 113 | A | VCU | 69 58 | | | | | | | | |
| 343 | A | Coppin St. | 84 38 | 173 | A | Clemson | 82 74 | | | | | | | | |
| 259 | A | Delaware St. | 69 45 | 196 | A | Akron | 52 64 | | | | | | | | |
| 325 | A | UMES | 67 31 | 121 | H | UNC Greensboro | 57 48 | | | | | | | | |

Non-Div I Games: Saint Augustine's 75 44 Johnson & Wales (NC121 61

N.C. A&T

Loss, Non-Conf, S Site, H Home A Away N Neutral

N.C. Central

Through Games Of Jan. 26, 2020

| | | | | | | | | | | |
|-------------------|-----|----------|-----------|---------|-------------|---------------|------|------|-------|-----------|
| Average RPI Win: | 298 | WON-LOST | WINNING | LAST 10 | STRENGTH OF | OPP. STRENGTH | TEAM | ADJ. | CONF. | ADJ CONF. |
| Average RPI Loss: | 194 | RECORD | PCT. RANK | GAMES | SCHEDULE | OF SCHEDULE | RPI | RPI | RPI | RPI |

| | | | | | | | | | |
|------------------|----------|-----------|----------------|------------|-------------|----------|-----|----|----|
| DIV. I ONLY | 4- 13 | 299 | 3-7 | 328 | 245 | 327 | 327 | 30 | 30 |
| DIV. I NON-CONF. | 2- 9 | 304 | 1-3 | 222 | 207 | 304 | 304 | 31 | 31 |
| TOTALS | RPI 1-25 | RPI 26-50 | W-L RECORDS | RPI 51-100 | RPI 101-150 | RPI 150+ | | | |
| 4- 13 | 0- 1 | 0- 0 | OVERALL | 0- 1 | 1- 1 | 3- 10 | | | |
| 2- 4 | 0- 0 | 0- 0 | HOME | 0- 0 | 1- 0 | 1- 4 | | | |
| 2- 8 | 0- 1 | 0- 0 | AWAY | 0- 1 | 0- 1 | 2- 5 | | | |
| 0- 1 | 0- 0 | 0- 0 | NEUTRAL | 0- 0 | 0- 0 | 0- 1 | | | |
| 2- 9 | 0- 1 | 0- 0 | NON-CONFERENCE | 0- 1 | 1- 1 | 1- 6 | | | |
| 1- 3 | 0- 0 | 0- 0 | HOME | 0- 0 | 1- 0 | 0- 3 | | | |
| 1- 5 | 0- 1 | 0- 0 | AWAY | 0- 1 | 0- 1 | 1- 2 | | | |
| 0- 1 | 0- 0 | 0- 0 | NEUTRAL | 0- 0 | 0- 0 | 0- 1 | | | |
| 2- 4 | 0- 0 | 0- 0 | CONFERENCE | 0- 0 | 0- 0 | 2- 4 | | | |
| 1- 1 | 0- 0 | 0- 0 | HOME | 0- 0 | 0- 0 | 1- 1 | | | |
| 1- 3 | 0- 0 | 0- 0 | AWAY | 0- 0 | 0- 0 | 1- 3 | | | |
| 0- 0 | 0- 0 | 0- 0 | NEUTRAL | 0- 0 | 0- 0 | 0- 0 | | | |

| | | | | | | | | | | | | |
|--------------------|-------------------|--------|-------|------------------|--------|-------|------------------|-------|-------|----------------------|-------|-----------------|
| RPI S | Opponent | Score | RPI S | Opponent | Score | RPI S | Opponent | Score | RPI S | Opponent | Score | Team's RPI: 327 |
| 4 | A Iowa | 50 102 | | | | 57 | A North Carolina | 53 92 | 126 | A California | 69 90 | |
| | | | | | | | | | 142 | H Campbell | 67 64 | |
| | | | | | | | | | 151 | A Bethune-Cookman | 52 73 | |
| | | | | | | | | | 158 | A CSU Bakersfield | 71 80 | |
| | | | | | | | | | 188 | N Penn St. | 68 92 | |
| | | | | | | | | | 208 | H High Point | 58 78 | |
| | | | | | | | | | 241 | A Col. of Charleston | 78 85 | |
| | | | | | | | | | 249 | H Winthrop | 46 56 | |
| | | | | | | | | | 259 | A Delaware St. | 54 64 | |
| | | | | | | | | | 259 | H Delaware St. | 60 64 | |
| | | | | | | | | | 298 | H FIU | 58 59 | |
| | | | | | | | | | 325 | A UMES | 63 65 | |
| | | | | | | | | | 348 | A LIU Brooklyn | 61 59 | |
| | | | | | | | | | 350 | A Florida A&M | 71 70 | |
| | | | | | | | | | 350 | H Florida A&M | 66 57 | |
| LAST 10 Division I | | | | | | | | | | | | |
| 259 | H Delaware St. | 60 64 | 350 | H Florida A&M | 66 57 | | | | | | | |
| 350 | A Florida A&M | 71 70 | 348 | A LIU Brooklyn | 61 59 | | | | | | | |
| 151 | A Bethune-Cookman | 52 73 | 4 | A Iowa | 50 102 | | | | | | | |
| 325 | A UMES | 63 65 | 57 | A North Carolina | 53 92 | | | | | | | |
| 259 | A Delaware St. | 54 64 | 298 | H FIU | 58 59 | | | | | | | |

Non-Div I Games: Washington Adventis83 48 Lincoln (PA) 53 68

N.C. Central

Loss, Non-Conf, S Site, H Home A Away N Neutral

| | | | | | | | | | | |
|-------------------|----------|-----------|----------------|------------|-------------|---------------|------|------|-------|-----------|
| Average RPI Win: | 136 | WON-LOST | WINNING | LAST 10 | STRENGTH OF | OPP. STRENGTH | TEAM | ADJ. | CONF. | ADJ CONF. |
| Average RPI Loss: | 57 | RECORD | PCT. RANK | GAMES | SCHEDULE | OF SCHEDULE | RPI | RPI | RPI | RPI |
| DIV. I ONLY | 19- 1 | 3 | 9-1 | 110 | 15 | 19 | 19 | 5 | 5 | |
| DIV. I NON-CONF. | 11- 0 | 1 | 1-0 | 212 | 37 | 21 | 21 | 3 | 3 | |
| TOTALS | RPI 1-25 | RPI 26-50 | W-L RECORDS | RPI 51-100 | RPI 101-150 | RPI 150+ | | | | |
| 19- 1 | 2- 0 | 3- 0 | OVERALL | 3- 1 | 2- 0 | 9- 0 | | | | |
| 12- 0 | 2- 0 | 2- 0 | HOME | 2- 0 | 1- 0 | 5- 0 | | | | |
| 5- 1 | 0- 0 | 0- 0 | AWAY | 1- 1 | 1- 0 | 3- 0 | | | | |
| 2- 0 | 0- 0 | 1- 0 | NEUTRAL | 0- 0 | 0- 0 | 1- 0 | | | | |
| 11- 0 | 1- 0 | 1- 0 | NON-CONFERENCE | 0- 0 | 1- 0 | 8- 0 | | | | |
| 7- 0 | 1- 0 | 0- 0 | HOME | 0- 0 | 1- 0 | 5- 0 | | | | |
| 2- 0 | 0- 0 | 0- 0 | AWAY | 0- 0 | 0- 0 | 2- 0 | | | | |
| 2- 0 | 0- 0 | 1- 0 | NEUTRAL | 0- 0 | 0- 0 | 1- 0 | | | | |
| 8- 1 | 1- 0 | 2- 0 | CONFERENCE | 3- 1 | 1- 0 | 1- 0 | | | | |
| 5- 0 | 1- 0 | 2- 0 | HOME | 2- 0 | 0- 0 | 0- 0 | | | | |
| 3- 1 | 0- 0 | 0- 0 | AWAY | 1- 1 | 1- 0 | 1- 0 | | | | |
| 0- 0 | 0- 0 | 0- 0 | NEUTRAL | 0- 0 | 0- 0 | 0- 0 | | | | |

| RPI | S | Opponent | Score | RPI | S | Opponent | Score | RPI | S | Opponent | Score | RPI | S | Opponent | Score |
|--------------------|---|----------------|-------|-----|---|----------------|-------|-----|---|----------------|-------|-----|---|-------------------|-------|
| 8 | H | Maryland | 66 59 | 26 | H | Virginia Tech | 76 69 | 57 | A | North Carolina | 60 66 | 127 | A | Notre Dame | 90 56 |
| 16 | H | Florida St. | 68 51 | 34 | H | Virginia | 80 60 | 57 | H | North Carolina | 76 68 | 136 | H | N.C. A&T | 80 44 |
| | | | | 35 | N | Texas | 84 73 | 67 | H | Wake Forest | 59 45 | 153 | H | Elon | 62 49 |
| | | | | | | | | 89 | A | Boston College | 72 54 | 177 | A | Saint Mary's (CA) | 87 70 |
| | | | | | | | | | | | | 187 | A | Hawaii | 68 59 |
| | | | | | | | | | | | | 217 | H | Lamar University | 81 40 |
| | | | | | | | | | | | | 233 | H | Chattanooga | 74 38 |
| | | | | | | | | | | | | 236 | N | North Texas | 76 65 |
| | | | | | | | | | | | | 254 | H | UNCW | 80 40 |
| | | | | | | | | | | | | 255 | H | Maine | 62 34 |
| | | | | | | | | | | | | 285 | A | Pittsburgh | 88 44 |
| LAST 10 Division I | | | | | | | | | | | | | | | |
| 57 | H | North Carolina | 76 68 | 57 | A | North Carolina | 60 66 | 34 | H | Virginia | 80 60 | 26 | H | Virginia Tech | 76 69 |
| 285 | A | Pittsburgh | 88 44 | 89 | A | Boston College | 72 54 | 233 | H | Chattanooga | 74 38 | | | | |
| 67 | H | Wake Forest | 59 45 | | | | | | | | | | | | |
| 16 | H | Florida St. | 68 51 | | | | | | | | | | | | |
| 127 | A | Notre Dame | 90 56 | | | | | | | | | | | | |

Non-Div I Games:

NC State

■ Loss,
 ■ Non-Conf, S Site,
 ■ Home
 ■ Away
 N Neutral

N
J
I
TN
J
I
T

NJIT

Page 186

| | | | | | | | | | |
|------------------------------|----------|-----------|----------------|-------------|---------------|----------|------|-------|-----------|
| Average RPI Win: 236 | WON-LOST | WINNING | LAST 10 | STRENGTH OF | OPP. STRENGTH | TEAM | ADJ. | CONF. | ADJ CONF. |
| Average RPI Loss: 162 | RECORD | PCT. RANK | GAMES | SCHEDULE | OF SCHEDULE | RPI | RPI | RPI | RPI |
| DIV. I ONLY | 6- 12 | 260 | 2-8 | 206 | 232 | 277 | 277 | 15 | 15 |
| DIV. I NON-CONF. | 4- 6 | 212 | 0-2 | 312 | 238 | 284 | 284 | 16 | 16 |
| TOTALS | RPI 1-25 | RPI 26-50 | W-L RECORDS | RPI 51-100 | RPI 101-150 | RPI 150+ | | | |
| 6- 12 | 0- 0 | 0- 0 | OVERALL | 0- 3 | 0- 3 | 6- 6 | | | |
| 5- 4 | 0- 0 | 0- 0 | HOME | 0- 1 | 0- 2 | 5- 1 | | | |
| 1- 8 | 0- 0 | 0- 0 | AWAY | 0- 2 | 0- 1 | 1- 5 | | | |
| 0- 0 | 0- 0 | 0- 0 | NEUTRAL | 0- 0 | 0- 0 | 0- 0 | | | |
| 4- 6 | 0- 0 | 0- 0 | NON-CONFERENCE | 0- 1 | 0- 0 | 4- 5 | | | |
| 3- 1 | 0- 0 | 0- 0 | HOME | 0- 0 | 0- 0 | 3- 1 | | | |
| 1- 5 | 0- 0 | 0- 0 | AWAY | 0- 1 | 0- 0 | 1- 4 | | | |
| 0- 0 | 0- 0 | 0- 0 | NEUTRAL | 0- 0 | 0- 0 | 0- 0 | | | |
| 2- 6 | 0- 0 | 0- 0 | CONFERENCE | 0- 2 | 0- 3 | 2- 1 | | | |
| 2- 3 | 0- 0 | 0- 0 | HOME | 0- 1 | 0- 2 | 2- 0 | | | |
| 0- 3 | 0- 0 | 0- 0 | AWAY | 0- 1 | 0- 1 | 0- 1 | | | |
| 0- 0 | 0- 0 | 0- 0 | NEUTRAL | 0- 0 | 0- 0 | 0- 0 | | | |

| RPI 1-25 | RPI 26-50 | RPI 51-100 | RPI 101+ | Team's RPI: 277 |
|----------------------------|------------------------|-----------------------|----------------------------|-----------------|
| RPI S Opponent Score | RPI S Opponent Score | RPI S Opponent Score | RPI S Opponent Score | |
| | | 57 North Carolina 40 | 115 Lehigh 40 | |
| | | 60 Bucknell 34 | 115 Lehigh 53 | |
| | | 91 Colgate 55 | 124 Holy Cross 49 | |
| | | | 173 Clemson 65 52 | |
| | | | 184 Saint Joseph's 40 | |
| | | | 198 La Salle 61 46 | |
| | | | 200 Boston U. 46 41 | |
| | | | 202 Lafayette 52 | |
| | | | 212 George Mason 58 | |
| | | | 235 Kennesaw St. 82 62 | |
| | | | 252 Fairfield 52 | |
| | | | 255 Maine 41 | |
| | | | 281 Vermont 56 | |
| | | | 294 Army West Point 57 45 | |
| | | | 316 Air Force 67 59 | |
| LAST 10 Division I | | | | |
| 294 Army West Point 57 45 | 60 Bucknell 34 | 124 Holy Cross 49 | 115 Lehigh 40 | |
| 200 Boston U. 46 41 | 184 Saint Joseph's 40 | 212 George Mason 58 | | |
| 202 Lafayette 52 | | | | |
| 115 Lehigh 53 | | | | |
| 91 Colgate 55 | | | | |

Non-Div I Games: Stevenson 70 36

Navy

Nebraska

Through Games Of Jan. 26, 2020

| | | | | | | | | | | |
|-------------------|----------|-----------|----------------|------------|-------------|---------------|------|------|-------|-----------|
| Average RPI Win: | 165 | WON-LOST | WINNING | LAST 10 | STRENGTH OF | OPP. STRENGTH | TEAM | ADJ. | CONF. | ADJ CONF. |
| Average RPI Loss: | 42 | RECORD | PCT. RANK | GAMES | SCHEDULE | OF SCHEDULE | RPI | RPI | RPI | RPI |
| DIV. I ONLY | 15- 5 | 43 | 6-4 | 88 | 44 | 50 | 50 | 2 | 2 | |
| DIV. I NON-CONF. | 10- 1 | 19 | 1-0 | 286 | 141 | 91 | 91 | 2 | 2 | |
| TOTALS | RPI 1-25 | RPI 26-50 | W-L RECORDS | RPI 51-100 | RPI 101-150 | RPI 150+ | | | | |
| 15- 5 | 1- 1 | 2- 3 | OVERALL | 2- 1 | 3- 0 | 7- 0 | | | | |
| 11- 2 | 1- 0 | 2- 2 | HOME | 1- 0 | 1- 0 | 6- 0 | | | | |
| 2- 3 | 0- 1 | 0- 1 | AWAY | 0- 1 | 2- 0 | 0- 0 | | | | |
| 2- 0 | 0- 0 | 0- 0 | NEUTRAL | 1- 0 | 0- 0 | 1- 0 | | | | |
| 10- 1 | 0- 0 | 1- 1 | NON-CONFERENCE | 1- 0 | 1- 0 | 7- 0 | | | | |
| 7- 1 | 0- 0 | 1- 1 | HOME | 0- 0 | 0- 0 | 6- 0 | | | | |
| 1- 0 | 0- 0 | 0- 0 | AWAY | 0- 0 | 1- 0 | 0- 0 | | | | |
| 2- 0 | 0- 0 | 0- 0 | NEUTRAL | 1- 0 | 0- 0 | 1- 0 | | | | |
| 5- 4 | 1- 1 | 1- 2 | CONFERENCE | 1- 1 | 2- 0 | 0- 0 | | | | |
| 4- 1 | 1- 0 | 1- 1 | HOME | 1- 0 | 1- 0 | 0- 0 | | | | |
| 1- 3 | 0- 1 | 0- 1 | AWAY | 0- 1 | 1- 0 | 0- 0 | | | | |
| 0- 0 | 0- 0 | 0- 0 | NEUTRAL | 0- 0 | 0- 0 | 0- 0 | | | | |

| RPI 1-25 | | | | RPI 26-50 | | | | Team's RPI: 50 | RPI 51-100 | | | | RPI 101+ | | | |
|--------------------|---|-----------|-------|-----------|---|-----------|-------|----------------|------------|---|---------------------|-------|----------|---|--------------|-------|
| RPI | S | Opponent | Score | RPI | S | Opponent | Score | | RPI | S | Opponent | Score | RPI | S | Opponent | Score |
| 4 | H | Iowa | 78 69 | 29 | H | Purdue | 68 76 | | 70 | H | Minnesota | 72 58 | 119 | A | Wisconsin | 72 71 |
| 8 | A | Maryland | 69 87 | 36 | H | Duke | 83 79 | | 72 | N | Southern California | 67 54 | 119 | H | Wisconsin | 65 50 |
| | | | | 40 | H | Creighton | 74 79 | | 94 | A | Michigan St. | 70 78 | 145 | A | Missouri | 90 85 |
| | | | | 41 | A | Rutgers | 65 69 | | | | | | 222 | H | Manhattan | 71 51 |
| | | | | 48 | H | Michigan | 74 71 | | | | | | 251 | H | Oral Roberts | 77 67 |
| | | | | | | | | | | | | | 258 | H | Southern U. | 73 39 |
| | | | | | | | | | | | | | 266 | H | Alabama A&M | 68 46 |
| | | | | | | | | | | | | | 267 | H | Morgan St. | 78 55 |
| | | | | | | | | | | | | | 272 | N | Sacred Heart | 72 49 |
| | | | | | | | | | | | | | 320 | H | SIUE | 63 49 |
| LAST 10 Division I | | | | | | | | | | | | | | | | |
| 119 | A | Wisconsin | 72 71 | 119 | H | Wisconsin | 65 50 | | 70 | H | Minnesota | 72 58 | | | | |
| 29 | H | Purdue | 68 76 | | | | | | 94 | A | Michigan St. | 70 78 | | | | |
| 48 | H | Michigan | 74 71 | | | | | | 4 | H | Iowa | 78 69 | | | | |
| 8 | A | Maryland | 69 87 | | | | | | 222 | H | Manhattan | 71 51 | | | | |
| 41 | A | Rutgers | 65 69 | | | | | | | | | | | | | |

Non-Div I Games:

Nebraska

■ Loss,
 ■ Non-Conf, S Site,
 ■ Home
 ■ Away
 N Neutral

Nevada

Through Games Of Jan. 26, 2020

| | | | | | | | | | |
|------------------------------|----------|-----------|----------------|-------------|---------------|----------|------|-------|-----------|
| Average RPI Win: 297 | WON-LOST | WINNING | LAST 10 | STRENGTH OF | OPP. STRENGTH | TEAM | ADJ. | CONF. | ADJ CONF. |
| Average RPI Loss: 172 | RECORD | PCT. RANK | GAMES | SCHEDULE | OF SCHEDULE | RPI | RPI | RPI | RPI |
| DIV. I ONLY | 8- 11 | 220 | 4-6 | 311 | 285 | 287 | 287 | 17 | 17 |
| DIV. I NON-CONF. | 6- 4 | 123 | 2-0 | 314 | 329 | 227 | 227 | 24 | 24 |
| TOTALS | RPI 1-25 | RPI 26-50 | W-L RECORDS | RPI 51-100 | RPI 101-150 | RPI 150+ | | | |
| 8- 11 | 0- 0 | 0- 0 | OVERALL | 0- 2 | 0- 3 | 8- 6 | | | |
| 6- 3 | 0- 0 | 0- 0 | HOME | 0- 0 | 0- 2 | 6- 1 | | | |
| 1- 8 | 0- 0 | 0- 0 | AWAY | 0- 2 | 0- 1 | 1- 5 | | | |
| 1- 0 | 0- 0 | 0- 0 | NEUTRAL | 0- 0 | 0- 0 | 1- 0 | | | |
| 6- 4 | 0- 0 | 0- 0 | NON-CONFERENCE | 0- 2 | 0- 1 | 6- 1 | | | |
| 4- 1 | 0- 0 | 0- 0 | HOME | 0- 0 | 0- 1 | 4- 0 | | | |
| 1- 3 | 0- 0 | 0- 0 | AWAY | 0- 2 | 0- 0 | 1- 1 | | | |
| 1- 0 | 0- 0 | 0- 0 | NEUTRAL | 0- 0 | 0- 0 | 1- 0 | | | |
| 2- 7 | 0- 0 | 0- 0 | CONFERENCE | 0- 0 | 0- 2 | 2- 5 | | | |
| 2- 2 | 0- 0 | 0- 0 | HOME | 0- 0 | 0- 1 | 2- 1 | | | |
| 0- 5 | 0- 0 | 0- 0 | AWAY | 0- 0 | 0- 1 | 0- 4 | | | |
| 0- 0 | 0- 0 | 0- 0 | NEUTRAL | 0- 0 | 0- 0 | 0- 0 | | | |

| RPI S | Opponent | Score | RPI S | Opponent | Score | RPI S | Opponent | Score | RPI S | Opponent | Score | Team's RPI: 287 |
|--------------------|----------|-------|-------|-----------------|-------|-------|-----------------------|----------------|-------|---------------------|-------|-----------------|
| | | | | | | 72 | A Southern California | 47 50 | 110 | A Boise St. | 40 54 | |
| | | | | | | 97 | A Utah | 62 68 | 134 | H San Jose St. | 70 72 | |
| | | | | | | | | | 137 | H SFA | 65 80 | |
| | | | | | | | | | 177 | H Saint Mary's (CA) | 78 72 | |
| | | | | | | | | | 181 | A New Mexico | 67 87 | |
| | | | | | | | | | 185 | A UNLV | 64 66 | |
| | | | | | | | | | 186 | A Portland St. | 75 80 | |
| | | | | | | | | | 215 | A Wyoming | 59 83 | |
| | | | | | | | | | 261 | A Colorado St. | 70 75 | |
| | | | | | | | | | 265 | H San Diego St. | 70 69 | |
| | | | | | | | | | 282 | H Utah St. | 69 60 | |
| | | | | | | | | | 316 | H Air Force | 61 68 | |
| | | | | | | | | | 317 | H Sacramento St. | 83 72 | |
| | | | | | | | | | 324 | N UTRGV | 62 57 | |
| | | | | | | | | | 326 | A Utah Valley | 60 57 | |
| | | | | | | | | | 334 | H Cal Poly | 71 40 | |
| | | | | | | | | | 347 | H Chicago St. | 80 60 | |
| LAST 10 Division I | | | | | | | | | | | | |
| | | | 181 | A New Mexico | 67 87 | | 134 | H San Jose St. | 70 72 | | | |
| | | | 185 | A UNLV | 64 66 | | 110 | A Boise St. | 40 54 | | | |
| | | | 265 | H San Diego St. | 70 69 | | 261 | A Colorado St. | 70 75 | | | |
| | | | 215 | A Wyoming | 59 83 | | 334 | H Cal Poly | 71 40 | | | |
| | | | 282 | H Utah St. | 69 60 | | 324 | N UTRGV | 62 57 | | | |

Non-Div I Games: Stanislaus St. 80 62

Nevada

 Loss,
 Non-Conf,
 S Site,
 H Home
 A Away
N Neutral

New Hampshire

Through Games Of Jan. 26, 2020

| | | | | | | | | | | |
|-------------------|----------|-----------|----------------|------------|-------------|---------------|------|------|-------|-----------|
| Average RPI Win: | 323 | WON-LOST | WINNING | LAST 10 | STRENGTH OF | OPP. STRENGTH | TEAM | ADJ. | CONF. | ADJ CONF. |
| Average RPI Loss: | 161 | RECORD | PCT. RANK | GAMES | SCHEDULE | OF SCHEDULE | RPI | RPI | RPI | RPI |
| DIV. I ONLY | 5- 13 | 286 | 3-7 | 217 | 306 | 279 | 279 | 28 | 28 | |
| DIV. I NON-CONF. | 2- 9 | 304 | 0-3 | 184 | 253 | 298 | 298 | 28 | 28 | |
| TOTALS | RPI 1-25 | RPI 26-50 | W-L RECORDS | RPI 51-100 | RPI 101-150 | RPI 150+ | | | | |
| 5- 13 | 0- 2 | 0- 0 | OVERALL | 0- 1 | 0- 2 | 5- 8 | | | | |
| 2- 5 | 0- 0 | 0- 0 | HOME | 0- 1 | 0- 0 | 2- 4 | | | | |
| 3- 8 | 0- 2 | 0- 0 | AWAY | 0- 0 | 0- 2 | 3- 4 | | | | |
| 0- 0 | 0- 0 | 0- 0 | NEUTRAL | 0- 0 | 0- 0 | 0- 0 | | | | |
| 2- 9 | 0- 2 | 0- 0 | NON-CONFERENCE | 0- 0 | 0- 2 | 2- 5 | | | | |
| 1- 3 | 0- 0 | 0- 0 | HOME | 0- 0 | 0- 0 | 1- 3 | | | | |
| 1- 6 | 0- 2 | 0- 0 | AWAY | 0- 0 | 0- 2 | 1- 2 | | | | |
| 0- 0 | 0- 0 | 0- 0 | NEUTRAL | 0- 0 | 0- 0 | 0- 0 | | | | |
| 3- 4 | 0- 0 | 0- 0 | CONFERENCE | 0- 1 | 0- 0 | 3- 3 | | | | |
| 1- 2 | 0- 0 | 0- 0 | HOME | 0- 1 | 0- 0 | 1- 1 | | | | |
| 2- 2 | 0- 0 | 0- 0 | AWAY | 0- 0 | 0- 0 | 2- 2 | | | | |
| 0- 0 | 0- 0 | 0- 0 | NEUTRAL | 0- 0 | 0- 0 | 0- 0 | | | | |

| RPI 1-25 | | | | RPI 26-50 | | | | RPI 51-100 | | | | RPI 101+ Team's RPI: 279 | | | |
|--------------------|---|-------------|-------|-----------|---|--------------|-------|------------|---|-------------|-------|--------------------------|---|-------------------|-------|
| RPI | S | Opponent | Score | RPI | S | Opponent | Score | RPI | S | Opponent | Score | RPI | S | Opponent | Score |
| 9 | A | Baylor | 29 97 | | | | | 96 | H | Stony Brook | 44 53 | 124 | A | Holy Cross | 61 82 |
| 21 | A | Princeton | 37 77 | | | | | | | | | 150 | A | Massachusetts | 65 67 |
| | | | | | | | | | | | | 159 | A | Dartmouth | 47 66 |
| | | | | | | | | | | | | 171 | A | Merrimack | 54 64 |
| | | | | | | | | | | | | 180 | H | Binghamton | 53 63 |
| | | | | | | | | | | | | 200 | H | Boston U. | 64 78 |
| | | | | | | | | | | | | 220 | A | UMass Lowell | 53 58 |
| | | | | | | | | | | | | 224 | H | Brown | 68 76 |
| | | | | | | | | | | | | 255 | A | Maine | 50 67 |
| | | | | | | | | | | | | 290 | H | North Dakota St. | 61 67 |
| | | | | | | | | | | | | 306 | A | UMBC | 72 63 |
| | | | | | | | | | | | | 307 | A | Bryant | 68 56 |
| | | | | | | | | | | | | 313 | A | Albany (NY) | 48 47 |
| | | | | | | | | | | | | 344 | H | Central Conn. St. | 70 59 |
| | | | | | | | | | | | | 345 | H | Hartford | 72 71 |
| LAST 10 Division I | | | | | | | | | | | | | | | |
| 180 | H | Binghamton | 53 63 | 345 | H | Hartford | 72 71 | | | | | | | | |
| 306 | A | UMBC | 72 63 | 220 | A | UMass Lowell | 53 58 | | | | | | | | |
| 313 | A | Albany (NY) | 48 47 | 21 | A | Princeton | 37 77 | | | | | | | | |
| 96 | H | Stony Brook | 44 53 | 124 | A | Holy Cross | 61 82 | | | | | | | | |
| 255 | A | Maine | 50 67 | 159 | A | Dartmouth | 47 66 | | | | | | | | |

Non-Div I Games: Wheaton (MA) 89 44

New Hampshire

Loss, Non-Conf, S Site, H Home A Away N Neutral

New Mexico

Through Games Of Jan. 26, 2020

| | | | | | | | | | | |
|-------------------|----------|-----------|----------------|------------|-------------|---------------|------|------|-------|-----------|
| Average RPI Win: | 238 | WON-LOST | WINNING | LAST 10 | STRENGTH OF | OPP. STRENGTH | TEAM | ADJ. | CONF. | ADJ CONF. |
| Average RPI Loss: | 123 | RECORD | PCT. RANK | GAMES | SCHEDULE | OF SCHEDULE | RPI | RPI | RPI | RPI |
| DIV. I ONLY | 11- 10 | 174 | 4-6 | 162 | 195 | 181 | 181 | 17 | 17 | |
| DIV. I NON-CONF. | 8- 4 | 90 | 1-2 | 191 | 137 | 123 | 123 | 24 | 24 | |
| TOTALS | RPI 1-25 | RPI 26-50 | W-L RECORDS | RPI 51-100 | RPI 101-150 | RPI 150+ | | | | |
| 11- 10 | 0- 0 | 0- 2 | OVERALL | 0- 2 | 2- 3 | 9- 3 | | | | |
| 7- 5 | 0- 0 | 0- 0 | HOME | 0- 1 | 1- 1 | 6- 3 | | | | |
| 3- 4 | 0- 0 | 0- 1 | AWAY | 0- 1 | 0- 2 | 3- 0 | | | | |
| 1- 1 | 0- 0 | 0- 1 | NEUTRAL | 0- 0 | 1- 0 | 0- 0 | | | | |
| 8- 4 | 0- 0 | 0- 2 | NON-CONFERENCE | 0- 1 | 2- 0 | 6- 1 | | | | |
| 5- 2 | 0- 0 | 0- 0 | HOME | 0- 1 | 1- 0 | 4- 1 | | | | |
| 2- 1 | 0- 0 | 0- 1 | AWAY | 0- 0 | 0- 0 | 2- 0 | | | | |
| 1- 1 | 0- 0 | 0- 1 | NEUTRAL | 0- 0 | 1- 0 | 0- 0 | | | | |
| 3- 6 | 0- 0 | 0- 0 | CONFERENCE | 0- 1 | 0- 3 | 3- 2 | | | | |
| 2- 3 | 0- 0 | 0- 0 | HOME | 0- 0 | 0- 1 | 2- 2 | | | | |
| 1- 3 | 0- 0 | 0- 0 | AWAY | 0- 1 | 0- 2 | 1- 0 | | | | |
| 0- 0 | 0- 0 | 0- 0 | NEUTRAL | 0- 0 | 0- 0 | 0- 0 | | | | |

| RPI S | Opponent | Score | RPI S | Opponent | Score | RPI S | Opponent | Score | RPI S | Opponent | Score | Team's RPI: 181 |
|--------------------|-----------------|-------|-------|----------------|-------|-------|------------------|--------|-------|----------|-------|-----------------|
| 27 | A Arizona St. | 47 84 | 65 | H Ball St. | 57 70 | 110 | A Boise St. | 82 83 | | | | |
| 39 | N West Virginia | 60 73 | 71 | A Fresno St. | 81 84 | 131 | H Providence | 86 68 | | | | |
| | | | | | | 134 | A San Jose St. | 85 89 | | | | |
| | | | | | | 134 | H San Jose St. | 80 81 | | | | |
| | | | | | | 145 | N Missouri | 71 68 | | | | |
| | | | | | | 161 | H Houston | 81 71 | | | | |
| | | | | | | 185 | H UNLV | 51 68 | | | | |
| | | | | | | 206 | H Northern Ariz. | 83 76 | | | | |
| | | | | | | 213 | A UTEP | 93 78 | | | | |
| | | | | | | 215 | H Wyoming | 66 73 | | | | |
| | | | | | | 245 | H LMU (CA) | 72 73 | | | | |
| | | | | | | 261 | H Colorado St. | 73 62 | | | | |
| | | | | | | 278 | H UC Riverside | 80 70 | | | | |
| | | | | | | 287 | H Nevada | 87 67 | | | | |
| | | | | | | 310 | A New Mexico St. | 86 67 | | | | |
| | | | | | | 310 | H New Mexico St. | 107 53 | | | | |
| | | | | | | 316 | A Air Force | 75 53 | | | | |
| LAST 10 Division I | | | | | | | | | | | | |
| 287 | H Nevada | 87 67 | 71 | A Fresno St. | 81 84 | | | | | | | |
| 134 | A San Jose St. | 85 89 | 134 | H San Jose St. | 80 81 | | | | | | | |
| 185 | H UNLV | 51 68 | 65 | H Ball St. | 57 70 | | | | | | | |
| 261 | H Colorado St. | 73 62 | 245 | H LMU (CA) | 72 73 | | | | | | | |
| 316 | A Air Force | 75 53 | 131 | H Providence | 86 68 | | | | | | | |

Non-Div I Games: Northern N.M. 92 44

New Mexico

■ Loss,
 ■ Non-Conf, S Site,
 ■ Home
 ■ Away
 N Neutral

| | | | | | | | | | | |
|-------------------|----------|-----------|----------------|------------|-------------|---------------|------|------|-------|-----------|
| Average RPI Win: | 315 | WON-LOST | WINNING | LAST 10 | STRENGTH OF | OPP. STRENGTH | TEAM | ADJ. | CONF. | ADJ CONF. |
| Average RPI Loss: | 202 | RECORD | PCT. RANK | GAMES | SCHEDULE | OF SCHEDULE | RPI | RPI | RPI | RPI |
| DIV. I ONLY | 6- 12 | 260 | 5-5 | 294 | 337 | 310 | 310 | 32 | 32 | |
| DIV. I NON-CONF. | 2- 10 | 313 | 1-3 | 214 | 287 | 315 | 315 | 32 | 32 | |
| TOTALS | RPI 1-25 | RPI 26-50 | W-L RECORDS | RPI 51-100 | RPI 101-150 | RPI 150+ | | | | |
| 6- 12 | 0- 0 | 0- 1 | OVERALL | 0- 1 | 0- 1 | 6- 9 | | | | |
| 4- 6 | 0- 0 | 0- 1 | HOME | 0- 0 | 0- 0 | 4- 5 | | | | |
| 2- 4 | 0- 0 | 0- 0 | AWAY | 0- 1 | 0- 0 | 2- 3 | | | | |
| 0- 2 | 0- 0 | 0- 0 | NEUTRAL | 0- 0 | 0- 1 | 0- 1 | | | | |
| 2- 10 | 0- 0 | 0- 1 | NON-CONFERENCE | 0- 1 | 0- 1 | 2- 7 | | | | |
| 1- 5 | 0- 0 | 0- 1 | HOME | 0- 0 | 0- 0 | 1- 4 | | | | |
| 1- 3 | 0- 0 | 0- 0 | AWAY | 0- 1 | 0- 0 | 1- 2 | | | | |
| 0- 2 | 0- 0 | 0- 0 | NEUTRAL | 0- 0 | 0- 1 | 0- 1 | | | | |
| 4- 2 | 0- 0 | 0- 0 | CONFERENCE | 0- 0 | 0- 0 | 4- 2 | | | | |
| 3- 1 | 0- 0 | 0- 0 | HOME | 0- 0 | 0- 0 | 3- 1 | | | | |
| 1- 1 | 0- 0 | 0- 0 | AWAY | 0- 0 | 0- 0 | 1- 1 | | | | |
| 0- 0 | 0- 0 | 0- 0 | NEUTRAL | 0- 0 | 0- 0 | 0- 0 | | | | |

| RPI 1-25 | | | RPI 26-50 | | | RPI 51-100 | | | RPI 101+ Team's RPI: 310 | | |
|--------------------|---|-------------|-----------|-----|---|--------------------|--------|-----|--------------------------|--------------------|--------|
| RPI | S | Opponent | Score | RPI | S | Opponent | Score | RPI | S | Opponent | Score |
| | | | | 27 | H | Arizona St. | 47 70 | 81 | A | Abilene Christian | 54 67 |
| | | | | | | | | 132 | N | Western Mich. | 76 79 |
| | | | | | | | | 181 | A | New Mexico | 53 107 |
| | | | | | | | | 181 | H | New Mexico | 67 86 |
| | | | | | | | | 213 | A | UTEP | 45 65 |
| | | | | | | | | 213 | H | UTEP | 57 63 |
| | | | | | | | | 227 | A | UMKC | 52 56 |
| | | | | | | | | 246 | H | Pepperdine | 69 72 |
| | | | | | | | | 278 | H | UC Riverside | 58 60 |
| | | | | | | | | 288 | A | Denver | 78 75 |
| | | | | | | | | 296 | H | California Baptist | 57 56 |
| | | | | | | | | 301 | H | Weber St. | 77 47 |
| | | | | | | | | 323 | N | Georgia St. | 51 59 |
| | | | | | | | | 324 | H | UTRGV | 76 75 |
| | | | | | | | | 326 | H | Utah Valley | 54 58 |
| | | | | | | | | 331 | H | Seattle U | 83 65 |
| | | | | | | | | 347 | A | Chicago St. | 73 60 |
| LAST 10 Division I | | | | | | | | | | | |
| 324 | H | UTRGV | 76 75 | 296 | H | California Baptist | 57 56 | | | | |
| 331 | H | Seattle U | 83 65 | 81 | A | Abilene Christian | 54 67 | | | | |
| 326 | H | Utah Valley | 54 58 | 27 | H | Arizona St. | 47 70 | | | | |
| 227 | A | UMKC | 52 56 | 181 | A | New Mexico | 53 107 | | | | |
| 347 | A | Chicago St. | 73 60 | 301 | H | Weber St. | 77 47 | | | | |

Non-Div I Games: Western N.M. 75 56

New Mexico St.

■ Loss,
 ■ Non-Conf, S Site,
 ■ Home
 ■ Away
 N Neutral

New Orleans

Through Games Of Jan. 26, 2020

| Average RPI Win: | 244 | WON-LOST | WINNING | LAST 10 | STRENGTH OF | OPP. STRENGTH | TEAM | ADJ. | CONF. | ADJ CONF. |
|-------------------|----------|-----------|----------------|------------|-------------|---------------|------|------|-------|-----------|
| Average RPI Loss: | 117 | RECORD | PCT. RANK | GAMES | SCHEDULE | OF SCHEDULE | RPI | RPI | RPI | RPI |
| DIV. I ONLY | 8- 8 | 176 | 7-3 | 117 | 263 | 149 | 149 | 23 | 23 | |
| DIV. I NON-CONF. | 2- 5 | 259 | 1-0 | 65 | 171 | 166 | 166 | 20 | 20 | |
| TOTALS | RPI 1-25 | RPI 26-50 | W-L RECORDS | RPI 51-100 | RPI 101-150 | RPI 150+ | | | | |
| 8- 8 | 0- 1 | 0- 1 | OVERALL | 0- 2 | 1- 2 | 7- 2 | | | | |
| 4- 3 | 0- 0 | 0- 0 | HOME | 0- 0 | 1- 2 | 3- 1 | | | | |
| 4- 5 | 0- 1 | 0- 1 | AWAY | 0- 2 | 0- 0 | 4- 1 | | | | |
| 0- 0 | 0- 0 | 0- 0 | NEUTRAL | 0- 0 | 0- 0 | 0- 0 | | | | |
| 2- 5 | 0- 1 | 0- 1 | NON-CONFERENCE | 0- 1 | 0- 1 | 2- 1 | | | | |
| 1- 1 | 0- 0 | 0- 0 | HOME | 0- 0 | 0- 1 | 1- 0 | | | | |
| 1- 4 | 0- 1 | 0- 1 | AWAY | 0- 1 | 0- 0 | 1- 1 | | | | |
| 0- 0 | 0- 0 | 0- 0 | NEUTRAL | 0- 0 | 0- 0 | 0- 0 | | | | |
| 6- 3 | 0- 0 | 0- 0 | CONFERENCE | 0- 1 | 1- 1 | 5- 1 | | | | |
| 3- 2 | 0- 0 | 0- 0 | HOME | 0- 0 | 1- 1 | 2- 1 | | | | |
| 3- 1 | 0- 0 | 0- 0 | AWAY | 0- 1 | 0- 0 | 3- 0 | | | | |
| 0- 0 | 0- 0 | 0- 0 | NEUTRAL | 0- 0 | 0- 0 | 0- 0 | | | | |

| RPI | S | Opponent | Score | RPI | S | Opponent | Score | RPI | S | Opponent | Score | RPI | S | Opponent | Score | Team's RPI: 149 |
|--------------------|---|--------------------|-------|-----|---|-------------------|-------|-----|---|-------------------|-------|-----|---|--------------------|-------|-----------------|
| 24 | A | LSU | 49 83 | 47 | A | Arkansas | 52 82 | 59 | A | Iowa St. | 53 71 | 128 | H | Louisiana | 60 65 | |
| | | | | | | | | 81 | A | Abilene Christian | 62 76 | 137 | H | SFA | 53 50 | |
| | | | | | | | | | | | | 141 | H | A&M-Corpus Christi | 53 83 | |
| | | | | | | | | | | | | 163 | H | Sam Houston St. | 46 78 | |
| | | | | | | | | | | | | 193 | H | North Dakota | 79 73 | |
| | | | | | | | | | | | | 207 | A | Central Ark. | 49 37 | |
| | | | | | | | | | | | | 217 | A | Lamar University | 62 57 | |
| | | | | | | | | | | | | 275 | A | Ole Miss | 69 64 | |
| | | | | | | | | | | | | 293 | A | Texas St. | 49 51 | |
| | | | | | | | | | | | | 295 | H | Nicholls St. | 77 65 | |
| | | | | | | | | | | | | 311 | A | Incarinate Word | 67 55 | |
| | | | | | | | | | | | | 318 | H | McNeese | 78 59 | |
| LAST 10 Division I | | | | | | | | | | | | | | | | |
| 295 | H | Nicholls St. | 77 65 | 137 | H | SFA | 53 50 | | | | | | | | | |
| 141 | H | A&M-Corpus Christi | 53 83 | 217 | A | Lamar University | 62 57 | | | | | | | | | |
| 318 | H | McNeese | 78 59 | 193 | H | North Dakota | 79 73 | | | | | | | | | |
| 311 | A | Incarinate Word | 67 55 | 163 | H | Sam Houston St. | 46 78 | | | | | | | | | |
| 207 | A | Central Ark. | 49 37 | 81 | A | Abilene Christian | 62 76 | | | | | | | | | |

Non-Div I Games: Pensacola Christian91 31 Tougaloo 91 69

New Orleans

Loss, Non-Conf, S Site, H Home A Away N Neutral

Niagara

Through Games Of Jan. 26, 2020

| | | | | | | | | | | |
|-------------------|----------|-----------|----------------|------------|-------------|---------------|------|------|-------|-----------|
| Average RPI Win: | 295 | WON-LOST | WINNING | LAST 10 | STRENGTH OF | OPP. STRENGTH | TEAM | ADJ. | CONF. | ADJ CONF. |
| Average RPI Loss: | 138 | RECORD | PCT. RANK | GAMES | SCHEDULE | OF SCHEDULE | RPI | RPI | RPI | RPI |
| DIV. I ONLY | 6- 11 | 247 | 5-5 | 160 | 314 | 219 | 219 | 24 | 24 | |
| DIV. I NON-CONF. | 2- 7 | 288 | 1-1 | 167 | 295 | 265 | 265 | 25 | 25 | |
| TOTALS | RPI 1-25 | RPI 26-50 | W-L RECORDS | RPI 51-100 | RPI 101-150 | RPI 150+ | | | | |
| 6- 11 | 0- 0 | 0- 1 | OVERALL | 0- 5 | 0- 1 | 6- 4 | | | | |
| 3- 3 | 0- 0 | 0- 0 | HOME | 0- 3 | 0- 0 | 3- 0 | | | | |
| 3- 8 | 0- 0 | 0- 1 | AWAY | 0- 2 | 0- 1 | 3- 4 | | | | |
| 0- 0 | 0- 0 | 0- 0 | NEUTRAL | 0- 0 | 0- 0 | 0- 0 | | | | |
| 2- 7 | 0- 0 | 0- 1 | NON-CONFERENCE | 0- 2 | 0- 1 | 2- 3 | | | | |
| 1- 1 | 0- 0 | 0- 0 | HOME | 0- 1 | 0- 0 | 1- 0 | | | | |
| 1- 6 | 0- 0 | 0- 1 | AWAY | 0- 1 | 0- 1 | 1- 3 | | | | |
| 0- 0 | 0- 0 | 0- 0 | NEUTRAL | 0- 0 | 0- 0 | 0- 0 | | | | |
| 4- 4 | 0- 0 | 0- 0 | CONFERENCE | 0- 3 | 0- 0 | 4- 1 | | | | |
| 2- 2 | 0- 0 | 0- 0 | HOME | 0- 2 | 0- 0 | 2- 0 | | | | |
| 2- 2 | 0- 0 | 0- 0 | AWAY | 0- 1 | 0- 0 | 2- 1 | | | | |
| 0- 0 | 0- 0 | 0- 0 | NEUTRAL | 0- 0 | 0- 0 | 0- 0 | | | | |

| RPI 1-25 | | | | RPI 26-50 | | | | RPI 51-100 | | | | RPI 101+ | | | | Team's RPI: 219 | |
|--------------------|---|----------|-------|-----------|---|---------------|-------|------------|---|------------|-------|----------|---|-----------------|-------|-----------------|--|
| RPI | S | Opponent | Score | RPI | S | Opponent | Score | RPI | S | Opponent | Score | RPI | S | Opponent | Score | | |
| | | | | 41 | A | Rutgers | 37 87 | 68 | H | Buffalo | 67 81 | 129 | A | Cornell | 59 82 | | |
| | | | | | | | | 73 | H | Marist | 67 94 | 180 | A | Binghamton | 55 74 | | |
| | | | | | | | | 91 | A | Colgate | 72 85 | 222 | A | Manhattan | 65 68 | | |
| | | | | | | | | 95 | A | Rider | 75 79 | 225 | A | Iona | 63 57 | | |
| | | | | | | | | 95 | H | Rider | 55 71 | 238 | A | Howard | 42 91 | | |
| | | | | | | | | | | | | 273 | H | Oakland | 77 63 | | |
| | | | | | | | | | | | | 283 | A | St. Bonaventure | 67 71 | | |
| | | | | | | | | | | | | 286 | A | Monmouth | 73 70 | | |
| | | | | | | | | | | | | 304 | H | Siena | 68 61 | | |
| | | | | | | | | | | | | 337 | H | Saint Peter's | 97 89 | | |
| | | | | | | | | | | | | 343 | A | Coppin St. | 82 67 | | |
| LAST 10 Division I | | | | | | | | | | | | | | | | | |
| | | | | 95 | H | Rider | 55 71 | 304 | H | Siena | 68 61 | | | | | | |
| | | | | 337 | H | Saint Peter's | 97 89 | 222 | A | Manhattan | 65 68 | | | | | | |
| | | | | 286 | A | Monmouth | 73 70 | 95 | A | Rider | 75 79 | | | | | | |
| | | | | 225 | A | Iona | 63 57 | 343 | A | Coppin St. | 82 67 | | | | | | |
| | | | | 73 | H | Marist | 67 94 | 238 | A | Howard | 42 91 | | | | | | |

Non-Div I Games:

Niagara

■ Loss,
 ■ Non-Conf,
 ■ S Site,
 ■ H Home
 ■ A Away
 N Neutral

| | | | | | | | | | | |
|-------------------|----------|-----------|----------------|------------|-------------|---------------|------|------|-------|-----------|
| Average RPI Win: | 302 | WON-LOST | WINNING | LAST 10 | STRENGTH OF | OPP. STRENGTH | TEAM | ADJ. | CONF. | ADJ CONF. |
| Average RPI Loss: | 148 | RECORD | PCT. RANK | GAMES | SCHEDULE | OF SCHEDULE | RPI | RPI | RPI | RPI |
| DIV. I ONLY | 3- 14 | 317 | 2-8 | 207 | 213 | 295 | 295 | 23 | 23 | |
| DIV. I NON-CONF. | 1- 6 | 318 | 0 | 61 | 51 | 245 | 245 | 20 | 20 | |
| TOTALS | RPI 1-25 | RPI 26-50 | W-L RECORDS | RPI 51-100 | RPI 101-150 | RPI 150+ | | | | |
| 3- 14 | 0- 3 | 0- 0 | OVERALL | 0- 2 | 0- 3 | 3- 6 | | | | |
| 1- 3 | 0- 0 | 0- 0 | HOME | 0- 1 | 0- 0 | 1- 2 | | | | |
| 2- 10 | 0- 3 | 0- 0 | AWAY | 0- 0 | 0- 3 | 2- 4 | | | | |
| 0- 1 | 0- 0 | 0- 0 | NEUTRAL | 0- 1 | 0- 0 | 0- 0 | | | | |
| 1- 6 | 0- 3 | 0- 0 | NON-CONFERENCE | 0- 1 | 0- 1 | 1- 1 | | | | |
| 1- 0 | 0- 0 | 0- 0 | HOME | 0- 0 | 0- 0 | 1- 0 | | | | |
| 0- 5 | 0- 3 | 0- 0 | AWAY | 0- 0 | 0- 1 | 0- 1 | | | | |
| 0- 1 | 0- 0 | 0- 0 | NEUTRAL | 0- 1 | 0- 0 | 0- 0 | | | | |
| 2- 8 | 0- 0 | 0- 0 | CONFERENCE | 0- 1 | 0- 2 | 2- 5 | | | | |
| 0- 3 | 0- 0 | 0- 0 | HOME | 0- 1 | 0- 0 | 0- 2 | | | | |
| 2- 5 | 0- 0 | 0- 0 | AWAY | 0- 0 | 0- 2 | 2- 3 | | | | |
| 0- 0 | 0- 0 | 0- 0 | NEUTRAL | 0- 0 | 0- 0 | 0- 0 | | | | |

| RPI 1-25 | | | | RPI 26-50 | | | | RPI 51-100 | | | | RPI 101+ Team's RPI: 295 | | | |
|--------------------|---|------------------|--------|-----------|---|--------------------|-------|------------|---|-------------------|-------|--------------------------|---|--------------------|-------|
| RPI | S | Opponent | Score | RPI | S | Opponent | Score | RPI | S | Opponent | Score | RPI | S | Opponent | Score |
| 14 | A | Indiana | 47 111 | | | | | 81 | H | Abilene Christian | 84 95 | 101 | A | Rice | 47 71 |
| 23 | A | TCU | 47 72 | | | | | 86 | N | North Florida | 61 64 | 141 | A | A&M-Corpus Christi | 49 55 |
| 24 | A | LSU | 32 63 | | | | | | | | | 149 | A | New Orleans | 65 77 |
| | | | | | | | | | | | | 163 | A | Sam Houston St. | 71 87 |
| | | | | | | | | | | | | 207 | H | Central Ark. | 46 53 |
| | | | | | | | | | | | | 211 | A | Jacksonville | 55 72 |
| | | | | | | | | | | | | 217 | H | Lamar University | 78 84 |
| | | | | | | | | | | | | 231 | A | Southeastern La. | 67 65 |
| | | | | | | | | | | | | 311 | A | Incarinate Word | 51 53 |
| | | | | | | | | | | | | 330 | A | Houston Baptist | 84 78 |
| | | | | | | | | | | | | 342 | A | Northwestern St. | 54 58 |
| | | | | | | | | | | | | 346 | H | La.-Monroe | 74 59 |
| LAST 10 Division I | | | | | | | | | | | | | | | |
| 149 | A | New Orleans | 65 77 | 217 | H | Lamar University | 78 84 | | | | | | | | |
| 330 | A | Houston Baptist | 84 78 | 163 | A | Sam Houston St. | 71 87 | | | | | | | | |
| 207 | H | Central Ark. | 46 53 | 311 | A | Incarinate Word | 51 53 | | | | | | | | |
| 342 | A | Northwestern St. | 54 58 | 81 | H | Abilene Christian | 84 95 | | | | | | | | |
| 231 | A | Southeastern La. | 67 65 | 141 | A | A&M-Corpus Christi | 49 55 | | | | | | | | |

Non-Div I Games: Southern-N.O. 94 61 Paul Quinn 101 68

Nicholls St.

| | | | | | | | | | | |
|-------------------|----------|-----------|----------------|------------|-------------|---------------|------|------|-------|-----------|
| Average RPI Win: | 236 | WON-LOST | WINNING | LAST 10 | STRENGTH OF | OPP. STRENGTH | TEAM | ADJ. | CONF. | ADJ CONF. |
| Average RPI Loss: | 144 | RECORD | PCT. RANK | GAMES | SCHEDULE | OF SCHEDULE | RPI | RPI | RPI | RPI |
| DIV. I ONLY | 10- 7 | 124 | 6-4 | 229 | 269 | 174 | 174 | 30 | 30 | |
| DIV. I NON-CONF. | 5- 7 | 205 | 1-4 | 130 | 216 | 185 | 185 | 31 | 31 | |
| TOTALS | RPI 1-25 | RPI 26-50 | W-L RECORDS | RPI 51-100 | RPI 101-150 | RPI 150+ | | | | |
| 10- 7 | 0- 0 | 0- 1 | OVERALL | 1- 0 | 0- 3 | 9- 3 | | | | |
| 5- 3 | 0- 0 | 0- 0 | HOME | 0- 0 | 0- 2 | 5- 1 | | | | |
| 4- 3 | 0- 0 | 0- 0 | AWAY | 0- 0 | 0- 1 | 4- 2 | | | | |
| 1- 1 | 0- 0 | 0- 1 | NEUTRAL | 1- 0 | 0- 0 | 0- 0 | | | | |
| 5- 7 | 0- 0 | 0- 1 | NON-CONFERENCE | 1- 0 | 0- 3 | 4- 3 | | | | |
| 2- 3 | 0- 0 | 0- 0 | HOME | 0- 0 | 0- 2 | 2- 1 | | | | |
| 2- 3 | 0- 0 | 0- 0 | AWAY | 0- 0 | 0- 1 | 2- 2 | | | | |
| 1- 1 | 0- 0 | 0- 1 | NEUTRAL | 1- 0 | 0- 0 | 0- 0 | | | | |
| 5- 0 | 0- 0 | 0- 0 | CONFERENCE | 0- 0 | 0- 0 | 5- 0 | | | | |
| 3- 0 | 0- 0 | 0- 0 | HOME | 0- 0 | 0- 0 | 3- 0 | | | | |
| 2- 0 | 0- 0 | 0- 0 | AWAY | 0- 0 | 0- 0 | 2- 0 | | | | |
| 0- 0 | 0- 0 | 0- 0 | NEUTRAL | 0- 0 | 0- 0 | 0- 0 | | | | |

| RPI 1-25 | | | | RPI 26-50 | | | | RPI 51-100 | | | | RPI 101+ Team's RPI: 174 | | | |
|--------------------|---|----------|-------|-----------|---|--------------------|-------|------------|---|----------------|-------|--------------------------|---|--------------------|-------|
| RPI | S | Opponent | Score | RPI | S | Opponent | Score | RPI | S | Opponent | Score | RPI | S | Opponent | Score |
| | | | | 39 | N | West Virginia | 55 72 | 86 | N | North Florida | 57 54 | 108 | H | Liberty | 48 67 |
| | | | | | | | | | | | | 118 | A | Richmond | 69 77 |
| | | | | | | | | | | | | 138 | H | Robert Morris | 62 69 |
| | | | | | | | | | | | | 151 | H | Bethune-Cookman | 61 51 |
| | | | | | | | | | | | | 157 | A | William & Mary | 56 65 |
| | | | | | | | | | | | | 183 | A | Hampton | 77 56 |
| | | | | | | | | | | | | 198 | H | La Salle | 52 55 |
| | | | | | | | | | | | | 208 | H | High Point | 72 58 |
| | | | | | | | | | | | | 211 | A | Jacksonville | 71 64 |
| | | | | | | | | | | | | 238 | A | Howard | 83 80 |
| | | | | | | | | | | | | 247 | A | Marshall | 69 75 |
| | | | | | | | | | | | | 270 | H | Longwood | 49 46 |
| | | | | | | | | | | | | 325 | H | UMES | 68 45 |
| | | | | | | | | | | | | 343 | A | Coppin St. | 85 48 |
| | | | | | | | | | | | | 349 | H | South Carolina St. | 76 42 |
| LAST 10 Division I | | | | | | | | | | | | | | | |
| | | | | 349 | H | South Carolina St. | 76 42 | 118 | A | Richmond | 69 77 | | | | |
| | | | | 325 | H | UMES | 68 45 | 157 | A | William & Mary | 56 65 | | | | |
| | | | | 238 | A | Howard | 83 80 | 138 | H | Robert Morris | 62 69 | | | | |
| | | | | 343 | A | Coppin St. | 85 48 | 39 | N | West Virginia | 55 72 | | | | |
| | | | | 151 | H | Bethune-Cookman | 61 51 | 183 | A | Hampton | 77 56 | | | | |

Non-Div I Games: Virginia-Lynchburg 123 48

Norfolk St.

| | | | | | | | | | | |
|-------------------|----------|-----------|----------------|------------|-------------|---------------|------|------|-------|-----------|
| Average RPI Win: | 263 | WON-LOST | WINNING | LAST 10 | STRENGTH OF | OPP. STRENGTH | TEAM | ADJ. | CONF. | ADJ CONF. |
| Average RPI Loss: | 65 | RECORD | PCT. RANK | GAMES | SCHEDULE | OF SCHEDULE | RPI | RPI | RPI | RPI |
| DIV. I ONLY | 12- 4 | 43 | 8-2 | 325 | 208 | 156 | 156 | 16 | 16 | |
| DIV. I NON-CONF. | 7- 3 | 80 | 3-1 | 347 | 306 | 231 | 231 | 15 | 15 | |
| TOTALS | RPI 1-25 | RPI 26-50 | W-L RECORDS | RPI 51-100 | RPI 101-150 | RPI 150+ | | | | |
| 12- 4 | 0- 1 | 0- 1 | OVERALL | 1- 1 | 1- 0 | 10- 1 | | | | |
| 4- 2 | 0- 0 | 0- 1 | HOME | 1- 0 | 0- 0 | 3- 1 | | | | |
| 4- 2 | 0- 1 | 0- 0 | AWAY | 0- 1 | 1- 0 | 3- 0 | | | | |
| 4- 0 | 0- 0 | 0- 0 | NEUTRAL | 0- 0 | 0- 0 | 4- 0 | | | | |
| 7- 3 | 0- 1 | 0- 0 | NON-CONFERENCE | 0- 1 | 0- 0 | 7- 1 | | | | |
| 1- 1 | 0- 0 | 0- 0 | HOME | 0- 0 | 0- 0 | 1- 1 | | | | |
| 2- 2 | 0- 1 | 0- 0 | AWAY | 0- 1 | 0- 0 | 2- 0 | | | | |
| 4- 0 | 0- 0 | 0- 0 | NEUTRAL | 0- 0 | 0- 0 | 4- 0 | | | | |
| 5- 1 | 0- 0 | 0- 1 | CONFERENCE | 1- 0 | 1- 0 | 3- 0 | | | | |
| 3- 1 | 0- 0 | 0- 1 | HOME | 1- 0 | 0- 0 | 2- 0 | | | | |
| 2- 0 | 0- 0 | 0- 0 | AWAY | 0- 0 | 1- 0 | 1- 0 | | | | |
| 0- 0 | 0- 0 | 0- 0 | NEUTRAL | 0- 0 | 0- 0 | 0- 0 | | | | |

| RPI 1-25 | | | | RPI 26-50 | | | | RPI 51-100 | | | | RPI 101+ Team's RPI: 156 | | | |
|--------------------|---|--------------|-------|-----------|---|--------------------|-------|------------|---|---------------|-------|--------------------------|---|--------------------|-------|
| RPI | S | Opponent | Score | RPI | S | Opponent | Score | RPI | S | Opponent | Score | RPI | S | Opponent | Score |
| 4 | A | Iowa | 81 86 | 31 | H | FGCU | 63 74 | 59 | A | Iowa St. | 72 80 | 108 | A | Liberty | 76 71 |
| | | | | | | | | 86 | H | North Florida | 54 51 | 165 | H | Samford | 63 79 |
| | | | | | | | | | | | | 211 | H | Jacksonville | 76 65 |
| | | | | | | | | | | | | 243 | H | Stetson | 68 57 |
| | | | | | | | | | | | | 260 | A | Lipscomb | 84 72 |
| | | | | | | | | | | | | 266 | N | Alabama A&M | 80 65 |
| | | | | | | | | | | | | 297 | N | UC Irvine | 88 60 |
| | | | | | | | | | | | | 320 | N | SIUE | 85 67 |
| | | | | | | | | | | | | 321 | A | Alabama St. | 81 60 |
| | | | | | | | | | | | | 339 | A | Tennessee St. | 88 63 |
| | | | | | | | | | | | | 349 | N | South Carolina St. | 99 46 |
| | | | | | | | | | | | | 351 | H | Mississippi Val. | 86 60 |
| LAST 10 Division I | | | | | | | | | | | | | | | |
| 243 | H | Stetson | 68 57 | 86 | H | North Florida | 54 51 | | | | | | | | |
| 31 | H | FGCU | 63 74 | 59 | A | Iowa St. | 72 80 | | | | | | | | |
| 108 | A | Liberty | 76 71 | 349 | N | South Carolina St. | 99 46 | | | | | | | | |
| 260 | A | Lipscomb | 84 72 | 320 | N | SIUE | 85 67 | | | | | | | | |
| 211 | H | Jacksonville | 76 65 | 321 | A | Alabama St. | 81 60 | | | | | | | | |

Non-Div I Games: Virginia-Lynchburg 128 26 Oakwood 120 38

North Ala.

Loss, Non-Conf, S Site, H Home A Away N Neutral

North Carolina

Through Games Of Jan. 26, 2020

| | | | | | | | | | | |
|-------------------|----------|-----------|----------------|------------|-------------|---------------|------|------|-------|-----------|
| Average RPI Win: | 177 | WON-LOST | WINNING | LAST 10 | STRENGTH OF | OPP. STRENGTH | TEAM | ADJ. | CONF. | ADJ CONF. |
| Average RPI Loss: | 28 | RECORD | PCT. RANK | GAMES | SCHEDULE | OF SCHEDULE | RPI | RPI | RPI | RPI |
| DIV. I ONLY | 14- 6 | 59 | 5-5 | 94 | 16 | 57 | 57 | 5 | 5 | |
| DIV. I NON-CONF. | 9- 2 | 38 | 0-1 | 325 | 40 | 131 | 131 | 3 | 3 | |
| TOTALS | RPI 1-25 | RPI 26-50 | W-L RECORDS | RPI 51-100 | RPI 101-150 | RPI 150+ | | | | |
| 14- 6 | 1- 3 | 1- 2 | OVERALL | 3- 1 | 2- 0 | 7- 0 | | | | |
| 9- 2 | 1- 1 | 0- 1 | HOME | 1- 0 | 1- 0 | 6- 0 | | | | |
| 2- 4 | 0- 2 | 1- 1 | AWAY | 1- 1 | 0- 0 | 0- 0 | | | | |
| 3- 0 | 0- 0 | 0- 0 | NEUTRAL | 1- 0 | 1- 0 | 1- 0 | | | | |
| 9- 2 | 0- 0 | 0- 1 | NON-CONFERENCE | 1- 1 | 2- 0 | 6- 0 | | | | |
| 6- 1 | 0- 0 | 0- 1 | HOME | 0- 0 | 1- 0 | 5- 0 | | | | |
| 0- 1 | 0- 0 | 0- 0 | AWAY | 0- 1 | 0- 0 | 0- 0 | | | | |
| 3- 0 | 0- 0 | 0- 0 | NEUTRAL | 1- 0 | 1- 0 | 1- 0 | | | | |
| 5- 4 | 1- 3 | 1- 1 | CONFERENCE | 2- 0 | 0- 0 | 1- 0 | | | | |
| 3- 1 | 1- 1 | 0- 0 | HOME | 1- 0 | 0- 0 | 1- 0 | | | | |
| 2- 3 | 0- 2 | 1- 1 | AWAY | 1- 0 | 0- 0 | 0- 0 | | | | |
| 0- 0 | 0- 0 | 0- 0 | NEUTRAL | 0- 0 | 0- 0 | 0- 0 | | | | |

| RPI S | Opponent | Score | RPI S | Opponent | Score | RPI S | Opponent | Score | RPI S | Opponent | Score |
|--------------------|----------------|-------|-------|-----------------|-------|-------|----------------|-------|-------|------------------|-------|
| 3 | H Louisville | 67 74 | 26 | A Virginia Tech | 70 76 | 54 | N Temple | 71 58 | 145 | N Missouri | 82 69 |
| 16 | A Florida St. | 64 78 | 34 | A Virginia | 65 47 | 56 | A Georgia Tech | 67 60 | 148 | H Illinois | 85 60 |
| 19 | A NC State | 68 76 | 44 | H Yale | 63 66 | 62 | A Alabama | 77 83 | 153 | H Elon | 76 46 |
| 19 | H NC State | 66 60 | | | | 63 | H Miami (FL) | 78 58 | 254 | N UNCW | 85 45 |
| | | | | | | | | | 277 | H Navy | 80 40 |
| | | | | | | | | | 285 | H Pittsburgh | 70 62 |
| | | | | | | | | | 327 | H N.C. Central | 92 53 |
| | | | | | | | | | 332 | H Western Caro. | 92 55 |
| | | | | | | | | | 333 | H Charleston So. | 85 54 |
| LAST 10 Division I | | | | | | | | | | | |
| 19 | A NC State | 68 76 | 19 | H NC State | 66 60 | | | | | | |
| 56 | A Georgia Tech | 67 60 | 26 | A Virginia Tech | 70 76 | | | | | | |
| 3 | H Louisville | 67 74 | 34 | A Virginia | 65 47 | | | | | | |
| 63 | H Miami (FL) | 78 58 | 285 | H Pittsburgh | 70 62 | | | | | | |
| 16 | A Florida St. | 64 78 | 44 | H Yale | 63 66 | | | | | | |

Non-Div I Games:

North Carolina

Loss, Non-Conf, S Site, H Home A Away N Neutral

| | | | | | | | | | | |
|-----------------------|----------|-----------|-----------|----------------|-------------|---------------|-------------|----------|-------|-----------|
| Average RPI Win: 266 | | WON-LOST | WINNING | LAST 10 | STRENGTH OF | OPP. STRENGTH | TEAM | ADJ. | CONF. | ADJ CONF. |
| Average RPI Loss: 176 | | RECORD | PCT. RANK | GAMES | SCHEDULE | OF SCHEDULE | RPI | RPI | RPI | RPI |
| DIV. I ONLY | | 11- 8 | 128 | 5-5 | 319 | 244 | 193 | 193 | 20 | 20 |
| DIV. I NON-CONF. | | 7- 4 | 100 | 1-1 | 253 | 280 | 124 | 124 | 19 | 19 |
| TOTALS | RPI 1-25 | RPI 26-50 | | W-L RECORDS | | RPI 51-100 | RPI 101-150 | RPI 150+ | | |
| 11- 8 | 0- 0 | 0- 1 | | OVERALL | | 0- 2 | 0- 1 | 11- 4 | | |
| 5- 2 | 0- 0 | 0- 0 | | HOME | | 0- 1 | 0- 0 | 5- 1 | | |
| 6- 6 | 0- 0 | 0- 1 | | AWAY | | 0- 1 | 0- 1 | 6- 3 | | |
| 0- 0 | 0- 0 | 0- 0 | | NEUTRAL | | 0- 0 | 0- 0 | 0- 0 | | |
| 7- 4 | 0- 0 | 0- 1 | | NON-CONFERENCE | | 0- 1 | 0- 1 | 7- 1 | | |
| 2- 1 | 0- 0 | 0- 0 | | HOME | | 0- 1 | 0- 0 | 2- 0 | | |
| 5- 3 | 0- 0 | 0- 1 | | AWAY | | 0- 0 | 0- 1 | 5- 1 | | |
| 0- 0 | 0- 0 | 0- 0 | | NEUTRAL | | 0- 0 | 0- 0 | 0- 0 | | |
| 4- 4 | 0- 0 | 0- 0 | | CONFERENCE | | 0- 1 | 0- 0 | 4- 3 | | |
| 3- 1 | 0- 0 | 0- 0 | | HOME | | 0- 0 | 0- 0 | 3- 1 | | |
| 1- 3 | 0- 0 | 0- 0 | | AWAY | | 0- 1 | 0- 0 | 1- 2 | | |
| 0- 0 | 0- 0 | 0- 0 | | NEUTRAL | | 0- 0 | 0- 0 | 0- 0 | | |

| RPI 1-25 | | | | RPI 26-50 | | | | RPI 51-100 | | | | RPI 101+ | | | | Team's RPI: 193 | |
|--------------------|---|----------|-------|-----------|---|------------------|-------|------------|---|-------------------|-------|----------|---|--------------------|-------|-----------------|--|
| RPI | S | Opponent | Score | RPI | S | Opponent | Score | RPI | S | Opponent | Score | RPI | S | Opponent | Score | | |
| | | | | 33 | A | Arizona | 42 74 | 90 | A | South Dakota St. | 64 99 | 149 | A | New Orleans | 73 79 | | |
| | | | | | | | | 93 | H | Illinois St. | 58 66 | 164 | H | Valparaiso | 65 63 | | |
| | | | | | | | | | | | | 172 | H | Rhode Island | 67 61 | | |
| | | | | | | | | | | | | 205 | H | Western Ill. | 77 71 | | |
| | | | | | | | | | | | | 214 | A | SMU | 51 66 | | |
| | | | | | | | | | | | | 251 | A | Oral Roberts | 52 75 | | |
| | | | | | | | | | | | | 253 | A | Grand Canyon | 78 76 | | |
| | | | | | | | | | | | | 264 | A | Milwaukee | 66 58 | | |
| | | | | | | | | | | | | 288 | A | Denver | 90 82 | | |
| | | | | | | | | | | | | 288 | H | Denver | 81 91 | | |
| | | | | | | | | | | | | 290 | A | North Dakota St. | 82 92 | | |
| | | | | | | | | | | | | 291 | A | Ga. Southern | 69 56 | | |
| | | | | | | | | | | | | 300 | H | Omaha | 63 57 | | |
| | | | | | | | | | | | | 308 | H | Purdue Fort Wayne | 91 85 | | |
| | | | | | | | | | | | | 333 | A | Charleston So. | 73 57 | | |
| | | | | | | | | | | | | 349 | A | South Carolina St. | 95 53 | | |
| LAST 10 Division I | | | | | | | | | | | | | | | | | |
| | | | | 205 | H | Western Ill. | 77 71 | 300 | H | Omaha | 63 57 | | | | | | |
| | | | | 288 | H | Denver | 81 91 | 308 | H | Purdue Fort Wayne | 91 85 | | | | | | |
| | | | | 290 | A | North Dakota St. | 82 92 | 288 | A | Denver | 90 82 | | | | | | |
| | | | | 90 | A | South Dakota St. | 64 99 | 149 | A | New Orleans | 73 79 | | | | | | |
| | | | | 251 | A | Oral Roberts | 52 75 | 264 | A | Milwaukee | 66 58 | | | | | | |

| | | | | | | |
|------------------|-----------|-----|----|--------------|----|----|
| Non-Div I Games: | Northland | 118 | 35 | Mayville St. | 83 | 52 |
|------------------|-----------|-----|----|--------------|----|----|

North Dakota

Loss, Non-Conf, S Site, H Home A Away N Neutral

| | | | | | | | | | | |
|-------------------|----------|-----------|----------------|------------|-------------|---------------|------|------|-------|-----------|
| Average RPI Win: | 253 | WON-LOST | WINNING | LAST 10 | STRENGTH OF | OPP. STRENGTH | TEAM | ADJ. | CONF. | ADJ CONF. |
| Average RPI Loss: | 137 | RECORD | PCT. RANK | GAMES | SCHEDULE | OF SCHEDULE | RPI | RPI | RPI | RPI |
| DIV. I ONLY | 3- 14 | 317 | 3-7 | 130 | 149 | 290 | 290 | 20 | 20 | |
| DIV. I NON-CONF. | 1- 9 | 326 | 1-2 | 147 | 61 | 296 | 296 | 19 | 19 | |
| TOTALS | RPI 1-25 | RPI 26-50 | W-L RECORDS | RPI 51-100 | RPI 101-150 | RPI 150+ | | | | |
| 3- 14 | 0- 0 | 0- 2 | OVERALL | 0- 4 | 0- 2 | 3- 6 | | | | |
| 2- 7 | 0- 0 | 0- 1 | HOME | 0- 1 | 0- 1 | 2- 4 | | | | |
| 1- 7 | 0- 0 | 0- 1 | AWAY | 0- 3 | 0- 1 | 1- 2 | | | | |
| 0- 0 | 0- 0 | 0- 0 | NEUTRAL | 0- 0 | 0- 0 | 0- 0 | | | | |
| 1- 9 | 0- 0 | 0- 1 | NON-CONFERENCE | 0- 3 | 0- 2 | 1- 3 | | | | |
| 0- 5 | 0- 0 | 0- 0 | HOME | 0- 1 | 0- 1 | 0- 3 | | | | |
| 1- 4 | 0- 0 | 0- 1 | AWAY | 0- 2 | 0- 1 | 1- 0 | | | | |
| 0- 0 | 0- 0 | 0- 0 | NEUTRAL | 0- 0 | 0- 0 | 0- 0 | | | | |
| 2- 5 | 0- 0 | 0- 1 | CONFERENCE | 0- 1 | 0- 0 | 2- 3 | | | | |
| 2- 2 | 0- 0 | 0- 1 | HOME | 0- 0 | 0- 0 | 2- 1 | | | | |
| 0- 3 | 0- 0 | 0- 0 | AWAY | 0- 1 | 0- 0 | 0- 2 | | | | |
| 0- 0 | 0- 0 | 0- 0 | NEUTRAL | 0- 0 | 0- 0 | 0- 0 | | | | |

| RPI 1-25 | | | | RPI 26-50 | | | | RPI 51-100 | | | | RPI 101+ | | | | Team's RPI: 290 | |
|--------------------|---|----------|-------|-----------|---|------------------|-------|------------|---|------------------|-------|----------|---|---------------|-------|-----------------|--|
| RPI | S | Opponent | Score | RPI | S | Opponent | Score | RPI | S | Opponent | Score | RPI | S | Opponent | Score | | |
| | | | | 40 | A | Creighton | 59 70 | 53 | A | Bradley | 64 70 | 119 | H | Wisconsin | 63 64 | | |
| | | | | 49 | H | South Dakota | 36 80 | 55 | A | UNI | 63 95 | 133 | A | Northeastern | 61 72 | | |
| | | | | | | | | 59 | H | Iowa St. | 58 86 | 164 | H | Valparaiso | 54 66 | | |
| | | | | | | | | 90 | A | South Dakota St. | 52 60 | 193 | H | North Dakota | 92 82 | | |
| | | | | | | | | | | | | 201 | H | Northern Ill. | 68 74 | | |
| | | | | | | | | | | | | 205 | H | Western Ill. | 78 79 | | |
| | | | | | | | | | | | | 215 | H | Wyoming | 57 66 | | |
| | | | | | | | | | | | | 251 | A | Oral Roberts | 62 70 | | |
| | | | | | | | | | | | | 279 | A | New Hampshire | 67 61 | | |
| | | | | | | | | | | | | 288 | A | Denver | 82 91 | | |
| | | | | | | | | | | | | 288 | H | Denver | 85 80 | | |
| LAST 10 Division I | | | | | | | | | | | | | | | | | |
| | | | | 288 | H | Denver | 85 80 | 205 | H | Western Ill. | 78 79 | | | | | | |
| | | | | 90 | A | South Dakota St. | 52 60 | 288 | A | Denver | 82 91 | | | | | | |
| | | | | 193 | H | North Dakota | 92 82 | 119 | H | Wisconsin | 63 64 | | | | | | |
| | | | | 49 | H | South Dakota | 36 80 | 53 | A | Bradley | 64 70 | | | | | | |
| | | | | 251 | A | Oral Roberts | 62 70 | 279 | A | New Hampshire | 67 61 | | | | | | |

Non-Div I Games: Waldorf 92 26 Mayville St. 97 59

North Dakota St.

North Florida

Through Games Of Jan. 26, 2020

| Average RPI Win: | 235 | WON-LOST | WINNING | LAST 10 | STRENGTH OF | OPP. STRENGTH | TEAM | ADJ. | CONF. | ADJ CONF. |
|-------------------|----------|-----------|----------------|------------|-------------|---------------|------|------|-------|-----------|
| Average RPI Loss: | 81 | RECORD | PCT. RANK | GAMES | SCHEDULE | OF SCHEDULE | RPI | RPI | RPI | RPI |
| DIV. I ONLY | 9- 8 | 160 | 6-4 | 69 | 178 | 86 | 86 | 16 | 16 | |
| DIV. I NON-CONF. | 5- 6 | 187 | 2-2 | 50 | 136 | 80 | 80 | 15 | 15 | |
| TOTALS | RPI 1-25 | RPI 26-50 | W-L RECORDS | RPI 51-100 | RPI 101-150 | RPI 150+ | | | | |
| 9- 8 | 0- 2 | 0- 1 | OVERALL | 1- 2 | 1- 1 | 7- 2 | | | | |
| 2- 1 | 0- 0 | 0- 1 | HOME | 0- 0 | 1- 0 | 1- 0 | | | | |
| 5- 5 | 0- 2 | 0- 0 | AWAY | 0- 1 | 0- 1 | 5- 1 | | | | |
| 2- 2 | 0- 0 | 0- 0 | NEUTRAL | 1- 1 | 0- 0 | 1- 1 | | | | |
| 5- 6 | 0- 2 | 0- 0 | NON-CONFERENCE | 1- 2 | 1- 1 | 3- 1 | | | | |
| 1- 0 | 0- 0 | 0- 0 | HOME | 0- 0 | 1- 0 | 0- 0 | | | | |
| 2- 4 | 0- 2 | 0- 0 | AWAY | 0- 1 | 0- 1 | 2- 0 | | | | |
| 2- 2 | 0- 0 | 0- 0 | NEUTRAL | 1- 1 | 0- 0 | 1- 1 | | | | |
| 4- 2 | 0- 0 | 0- 1 | CONFERENCE | 0- 0 | 0- 0 | 4- 1 | | | | |
| 1- 1 | 0- 0 | 0- 1 | HOME | 0- 0 | 0- 0 | 1- 0 | | | | |
| 3- 1 | 0- 0 | 0- 0 | AWAY | 0- 0 | 0- 0 | 3- 1 | | | | |
| 0- 0 | 0- 0 | 0- 0 | NEUTRAL | 0- 0 | 0- 0 | 0- 0 | | | | |

| RPI S | Opponent | Score | RPI S | Opponent | Score | RPI S | Opponent | Score | RPI S | Opponent | Score |
|--------------------|--------------|-------|-------|--------------|-------|-------|------------|-------|-------|--------------|-------|
| 14 A | Indiana | 45 72 | 31 H | FGCU | 50 72 | 63 A | Miami (FL) | 55 78 | 119 A | Wisconsin | 62 75 |
| 16 A | Florida St. | 41 70 | | | | 73 N | Marist | 54 69 | 124 H | Holy Cross | 80 60 |
| | | | | | | 95 N | Rider | 80 70 | 156 A | North Ala. | 51 54 |
| | | | | | | | | | 174 N | Norfolk St. | 54 57 |
| | | | | | | | | | 211 A | Jacksonville | 70 64 |
| | | | | | | | | | 235 A | Kennesaw St. | 64 55 |
| | | | | | | | | | 260 A | Lipscomb | 68 60 |
| | | | | | | | | | 266 A | Alabama A&M | 73 64 |
| | | | | | | | | | 295 N | Nicholls St. | 64 61 |
| | | | | | | | | | 298 A | FIU | 64 49 |
| | | | | | | | | | 329 H | NJIT | 71 48 |
| LAST 10 Division I | | | | | | | | | | | |
| 260 A | Lipscomb | 68 60 | 156 A | North Ala. | 51 54 | | | | | | |
| 211 A | Jacksonville | 70 64 | 124 H | Holy Cross | 80 60 | | | | | | |
| 31 H | FGCU | 50 72 | 16 A | Florida St. | 41 70 | | | | | | |
| 329 H | NJIT | 71 48 | 14 A | Indiana | 45 72 | | | | | | |
| 235 A | Kennesaw St. | 64 55 | 295 N | Nicholls St. | 64 61 | | | | | | |

Non-Div I Games: Warner 110 46 Edward Waters 80 51

North Florida

Loss, Non-Conf, S Site, H Home A Away N Neutral

North Texas

Through Games Of Jan. 26, 2020

| | | | | | | | | | | |
|-------------------|----------|-----------|----------------|------------|-------------|---------------|------|------|-------|-----------|
| Average RPI Win: | 223 | WON-LOST | WINNING | LAST 10 | STRENGTH OF | OPP. STRENGTH | TEAM | ADJ. | CONF. | ADJ CONF. |
| Average RPI Loss: | 172 | RECORD | PCT. RANK | GAMES | SCHEDULE | OF SCHEDULE | RPI | RPI | RPI | RPI |
| DIV. I ONLY | 7- 10 | 228 | 4-6 | 201 | 223 | 236 | 236 | 13 | 13 | |
| DIV. I NON-CONF. | 4- 5 | 195 | 1-1 | 145 | 266 | 201 | 201 | 13 | 13 | |
| TOTALS | RPI 1-25 | RPI 26-50 | W-L RECORDS | RPI 51-100 | RPI 101-150 | RPI 150+ | | | | |
| 7- 10 | 0- 1 | 1- 1 | OVERALL | 0- 1 | 1- 0 | 5- 7 | | | | |
| 5- 3 | 0- 0 | 1- 0 | HOME | 0- 1 | 1- 0 | 3- 2 | | | | |
| 2- 5 | 0- 0 | 0- 0 | AWAY | 0- 0 | 0- 0 | 2- 5 | | | | |
| 0- 2 | 0- 1 | 0- 1 | NEUTRAL | 0- 0 | 0- 0 | 0- 0 | | | | |
| 4- 5 | 0- 1 | 0- 1 | NON-CONFERENCE | 0- 1 | 1- 0 | 3- 2 | | | | |
| 3- 1 | 0- 0 | 0- 0 | HOME | 0- 1 | 1- 0 | 2- 0 | | | | |
| 1- 2 | 0- 0 | 0- 0 | AWAY | 0- 0 | 0- 0 | 1- 2 | | | | |
| 0- 2 | 0- 1 | 0- 1 | NEUTRAL | 0- 0 | 0- 0 | 0- 0 | | | | |
| 3- 5 | 0- 0 | 1- 0 | CONFERENCE | 0- 0 | 0- 0 | 2- 5 | | | | |
| 2- 2 | 0- 0 | 1- 0 | HOME | 0- 0 | 0- 0 | 1- 2 | | | | |
| 1- 3 | 0- 0 | 0- 0 | AWAY | 0- 0 | 0- 0 | 1- 3 | | | | |
| 0- 0 | 0- 0 | 0- 0 | NEUTRAL | 0- 0 | 0- 0 | 0- 0 | | | | |

| RPI S | Opponent | Score | RPI S | Opponent | Score | RPI S | Opponent | Score | RPI S | Opponent | Score | Team's RPI: 236 |
|--------------------|----------------|-------|-------|-------------|-------|-------|--------------|-------|-------|-----------------|-------|-----------------|
| 19 N | NC State | 65 76 | 28 H | Western Ky. | 61 54 | 99 H | UT Arlington | 49 68 | 128 H | Louisiana | 69 66 | |
| | | | 35 N | Texas | 57 63 | | | | 158 A | CSU Bakersfield | 52 61 | |
| | | | | | | | | | 167 A | Fla. Atlantic | 78 84 | |
| | | | | | | | | | 187 A | Hawaii | 66 60 | |
| | | | | | | | | | 197 H | Southern Miss. | 57 65 | |
| | | | | | | | | | 213 A | UTEP | 63 67 | |
| | | | | | | | | | 247 H | Marshall | 59 68 | |
| | | | | | | | | | 250 H | Louisiana Tech | 74 69 | |
| | | | | | | | | | 282 A | Utah St. | 55 66 | |
| | | | | | | | | | 298 A | FIU | 56 58 | |
| | | | | | | | | | 303 A | UTSA | 79 55 | |
| | | | | | | | | | 319 H | Alcorn | 67 31 | |
| | | | | | | | | | 346 H | La.-Monroe | 63 51 | |
| LAST 10 Division I | | | | | | | | | | | | |
| 213 A | UTEP | 63 67 | 298 A | FIU | 56 58 | | | | | | | |
| 303 A | UTSA | 79 55 | 247 H | Marshall | 59 68 | | | | | | | |
| 250 H | Louisiana Tech | 74 69 | 28 H | Western Ky. | 61 54 | | | | | | | |
| 197 H | Southern Miss. | 57 65 | 346 H | La.-Monroe | 63 51 | | | | | | | |
| 167 A | Fla. Atlantic | 78 84 | 282 A | Utah St. | 55 66 | | | | | | | |

Non-Div I Games: Mid-Amer. Christian59 61 Xavier (LA) 68 31 Tex. A&M-Texarkana 114 54

North Texas

Loss, Non-Conf, S Site, H Home A Away N Neutral

Northeastern

Through Games Of Jan. 26, 2020

| Average RPI Win: | 234 | WON-LOST | WINNING | LAST 10 | STRENGTH OF | OPP. STRENGTH | TEAM | ADJ. | CONF. | ADJ CONF. |
|-------------------|----------|-----------|----------------|------------|-------------|---------------|------|------|-------|-----------|
| Average RPI Loss: | 81 | RECORD | PCT. RANK | GAMES | SCHEDULE | OF SCHEDULE | RPI | RPI | RPI | RPI |
| DIV. I ONLY | 8- 10 | 205 | 6-4 | 73 | 136 | 133 | 133 | 14 | 14 | |
| DIV. I NON-CONF. | 4- 7 | 225 | 2-1 | 67 | 117 | 155 | 155 | 14 | 14 | |
| TOTALS | RPI 1-25 | RPI 26-50 | W-L RECORDS | RPI 51-100 | RPI 101-150 | RPI 150+ | | | | |
| 8- 10 | 0- 2 | 0- 3 | OVERALL | 0- 2 | 1- 1 | 7- 2 | | | | |
| 5- 3 | 0- 0 | 0- 2 | HOME | 0- 1 | 0- 0 | 5- 0 | | | | |
| 3- 7 | 0- 2 | 0- 1 | AWAY | 0- 1 | 1- 1 | 2- 2 | | | | |
| 0- 0 | 0- 0 | 0- 0 | NEUTRAL | 0- 0 | 0- 0 | 0- 0 | | | | |
| 4- 7 | 0- 2 | 0- 2 | NON-CONFERENCE | 0- 1 | 1- 1 | 3- 1 | | | | |
| 2- 3 | 0- 0 | 0- 2 | HOME | 0- 1 | 0- 0 | 2- 0 | | | | |
| 2- 4 | 0- 2 | 0- 0 | AWAY | 0- 0 | 1- 1 | 1- 1 | | | | |
| 0- 0 | 0- 0 | 0- 0 | NEUTRAL | 0- 0 | 0- 0 | 0- 0 | | | | |
| 4- 3 | 0- 0 | 0- 1 | CONFERENCE | 0- 1 | 0- 0 | 4- 1 | | | | |
| 3- 0 | 0- 0 | 0- 0 | HOME | 0- 0 | 0- 0 | 3- 0 | | | | |
| 1- 3 | 0- 0 | 0- 1 | AWAY | 0- 1 | 0- 0 | 1- 1 | | | | |
| 0- 0 | 0- 0 | 0- 0 | NEUTRAL | 0- 0 | 0- 0 | 0- 0 | | | | |

| RPI 1-25 | | | | RPI 26-50 | | | | RPI 51-100 | | | | RPI 101+ Team's RPI: 133 | | | |
|--------------------|---|---------------|-------|-----------|---|----------------|-------|------------|---|-----------|-------|--------------------------|---|------------------|-------|
| RPI | S | Opponent | Score | RPI | S | Opponent | Score | RPI | S | Opponent | Score | RPI | S | Opponent | Score |
| 2 | A | Oregon | 47 89 | 44 | H | Yale | 63 78 | 69 | A | Drexel | 41 50 | 117 | A | Fordham | 58 74 |
| 22 | A | Central Mich. | 63 79 | 45 | A | James Madison | 54 67 | 79 | H | Dayton | 60 71 | 140 | A | Harvard | 46 44 |
| | | | | 49 | H | South Dakota | 76 80 | | | | | 153 | H | Elon | 68 65 |
| | | | | | | | | | | | | 157 | H | William & Mary | 61 55 |
| | | | | | | | | | | | | 178 | A | Towson | 68 81 |
| | | | | | | | | | | | | 200 | A | Boston U. | 56 72 |
| | | | | | | | | | | | | 229 | A | Delaware | 72 62 |
| | | | | | | | | | | | | 255 | A | Maine | 66 58 |
| | | | | | | | | | | | | 290 | H | North Dakota St. | 72 61 |
| | | | | | | | | | | | | 305 | H | Hofstra | 74 51 |
| | | | | | | | | | | | | 345 | H | Hartford | 60 47 |
| LAST 10 Division I | | | | | | | | | | | | | | | |
| | | | | 45 | A | James Madison | 54 67 | 69 | A | Drexel | 41 50 | | | | |
| | | | | 178 | A | Towson | 68 81 | 305 | H | Hofstra | 74 51 | | | | |
| | | | | 157 | H | William & Mary | 61 55 | 200 | A | Boston U. | 56 72 | | | | |
| | | | | 153 | H | Elon | 68 65 | 255 | A | Maine | 66 58 | | | | |
| | | | | 229 | A | Delaware | 72 62 | 345 | H | Hartford | 60 47 | | | | |

Non-Div I Games:

Northeastern

■ Loss,
 ■ Non-Conf, S Site,
 ■ Home
 ■ Away
 N Neutral

| | | | | | | | | | | |
|-------------------|----------|-----------|----------------|------------|-------------|---------------|------|------|-------|-----------|
| Average RPI Win: | 260 | WON-LOST | WINNING | LAST 10 | STRENGTH OF | OPP. STRENGTH | TEAM | ADJ. | CONF. | ADJ CONF. |
| Average RPI Loss: | 150 | RECORD | PCT. RANK | GAMES | SCHEDULE | OF SCHEDULE | RPI | RPI | RPI | RPI |
| DIV. I ONLY | 8- 9 | 193 | 6-4 | 200 | 290 | 206 | 206 | 19 | 19 | |
| DIV. I NON-CONF. | 3- 6 | 235 | 1-1 | 140 | 284 | 209 | 209 | 17 | 17 | |
| TOTALS | RPI 1-25 | RPI 26-50 | W-L RECORDS | RPI 51-100 | RPI 101-150 | RPI 150+ | | | | |
| 8- 9 | 0- 1 | 0- 0 | OVERALL | 0- 1 | 1- 2 | 7- 5 | | | | |
| 4- 3 | 0- 0 | 0- 0 | HOME | 0- 0 | 0- 1 | 4- 2 | | | | |
| 3- 5 | 0- 0 | 0- 0 | AWAY | 0- 1 | 0- 1 | 3- 3 | | | | |
| 1- 1 | 0- 1 | 0- 0 | NEUTRAL | 0- 0 | 1- 0 | 0- 0 | | | | |
| 3- 6 | 0- 1 | 0- 0 | NON-CONFERENCE | 0- 1 | 1- 1 | 2- 3 | | | | |
| 1- 1 | 0- 0 | 0- 0 | HOME | 0- 0 | 0- 0 | 1- 1 | | | | |
| 1- 4 | 0- 0 | 0- 0 | AWAY | 0- 1 | 0- 1 | 1- 2 | | | | |
| 1- 1 | 0- 1 | 0- 0 | NEUTRAL | 0- 0 | 1- 0 | 0- 0 | | | | |
| 5- 3 | 0- 0 | 0- 0 | CONFERENCE | 0- 0 | 0- 1 | 5- 2 | | | | |
| 3- 2 | 0- 0 | 0- 0 | HOME | 0- 0 | 0- 1 | 3- 1 | | | | |
| 2- 1 | 0- 0 | 0- 0 | AWAY | 0- 0 | 0- 0 | 2- 1 | | | | |
| 0- 0 | 0- 0 | 0- 0 | NEUTRAL | 0- 0 | 0- 0 | 0- 0 | | | | |

| RPI 1-25 | | | RPI 26-50 | | | RPI 51-100 | | | RPI 101+ Team's RPI: 206 | | |
|--------------------|---|----------------|--------------|-----|---|--------------|--------------|-----|--------------------------|--------------------|--------------|
| RPI | S | Opponent | Score | RPI | S | Opponent | Score | RPI | S | Opponent | Score |
| 13 | N | Oregon St. | 57 91 | | | | | 71 | A | Fresno St. | 66 83 |
| | | | | | | | | 101 | A | Rice | 57 71 |
| | | | | | | | | 116 | H | Montana St. | 64 72 |
| | | | | | | | | 134 | N | San Jose St. | 67 64 |
| | | | | | | | | 181 | A | New Mexico | 76 83 |
| | | | | | | | | 186 | A | Portland St. | 54 66 |
| | | | | | | | | 191 | H | UC Davis | 61 71 |
| | | | | | | | | 194 | H | Montana | 71 79 |
| | | | | | | | | 203 | H | Southern Utah | 84 76 |
| | | | | | | | | 204 | H | Northern Colo. | 72 45 |
| | | | | | | | | 256 | A | Idaho St. | 70 59 |
| | | | | | | | | 296 | A | California Baptist | 79 98 |
| | | | | | | | | 301 | A | Weber St. | 88 82 |
| | | | | | | | | 317 | H | Sacramento St. | 114 107 |
| | | | | | | | | 330 | A | Houston Baptist | 79 62 |
| | | | | | | | | 331 | H | Seattle U | 88 80 |
| LAST 10 Division I | | | | | | | | | | | |
| 186 | A | Portland St. | 54 66 | 301 | A | Weber St. | 88 82 | | | | |
| 204 | H | Northern Colo. | 72 45 | 116 | H | Montana St. | 64 72 | | | | |
| 203 | H | Southern Utah | 84 76 | 194 | H | Montana | 71 79 | | | | |
| 256 | A | Idaho St. | 70 59 | 134 | N | San Jose St. | 67 64 | | | | |
| 317 | H | Sacramento St. | 114 107 | 13 | N | Oregon St. | 57 91 | | | | |

Non-Div I Games:

Northern Ariz.

■ Loss,
 ■ Non-Conf,
 S Site,
 ■ Home
 ■ Away
 N Neutral

| | | | | | | | | | | |
|-------------------|----------|-----------|----------------|------------|-------------|---------------|------|------|-------|-----------|
| Average RPI Win: | 239 | WON-LOST | WINNING | LAST 10 | STRENGTH OF | OPP. STRENGTH | TEAM | ADJ. | CONF. | ADJ CONF. |
| Average RPI Loss: | 169 | RECORD | PCT. RANK | GAMES | SCHEDULE | OF SCHEDULE | RPI | RPI | RPI | RPI |
| DIV. I ONLY | 7- 9 | 218 | 5-5 | 237 | 173 | 204 | 204 | 19 | 19 | |
| DIV. I NON-CONF. | 4- 5 | 195 | 2-1 | 223 | 122 | 182 | 182 | 17 | 17 | |
| TOTALS | RPI 1-25 | RPI 26-50 | W-L RECORDS | RPI 51-100 | RPI 101-150 | RPI 150+ | | | | |
| 7- 9 | 0- 2 | 0- 0 | OVERALL | 0- 0 | 0- 2 | 7- 5 | | | | |
| 2- 4 | 0- 0 | 0- 0 | HOME | 0- 0 | 0- 1 | 2- 3 | | | | |
| 5- 5 | 0- 2 | 0- 0 | AWAY | 0- 0 | 0- 1 | 5- 2 | | | | |
| 0- 0 | 0- 0 | 0- 0 | NEUTRAL | 0- 0 | 0- 0 | 0- 0 | | | | |
| 4- 5 | 0- 2 | 0- 0 | NON-CONFERENCE | 0- 0 | 0- 0 | 4- 3 | | | | |
| 1- 2 | 0- 0 | 0- 0 | HOME | 0- 0 | 0- 0 | 1- 2 | | | | |
| 3- 3 | 0- 2 | 0- 0 | AWAY | 0- 0 | 0- 0 | 3- 1 | | | | |
| 0- 0 | 0- 0 | 0- 0 | NEUTRAL | 0- 0 | 0- 0 | 0- 0 | | | | |
| 3- 4 | 0- 0 | 0- 0 | CONFERENCE | 0- 0 | 0- 2 | 3- 2 | | | | |
| 1- 2 | 0- 0 | 0- 0 | HOME | 0- 0 | 0- 1 | 1- 1 | | | | |
| 2- 2 | 0- 0 | 0- 0 | AWAY | 0- 0 | 0- 1 | 2- 1 | | | | |
| 0- 0 | 0- 0 | 0- 0 | NEUTRAL | 0- 0 | 0- 0 | 0- 0 | | | | |

| RPI 1-25 | | | | RPI 26-50 | | | | RPI 51-100 | | | | RPI 101+ | | | | Team's RPI: 204 | |
|--------------------|---|----------|-------|-----------|---|----------------|-------|------------|---|----------|-------|--------------|-------|----------------|-------|-----------------|--|
| RPI | S | Opponent | Score | RPI | S | Opponent | Score | RPI | S | Opponent | Score | RPI | S | Opponent | Score | | |
| 5 | A | Stanford | 36 90 | | | | | | | | | 104 | H | Idaho | 46 57 | | |
| 6 | A | UCLA | 58 92 | | | | | | | | | 116 | A | Montana St. | 58 91 | | |
| | | | | | | | | | | | | 186 | H | Portland St. | 77 58 | | |
| | | | | | | | | | | | | 194 | A | Montana | 67 58 | | |
| | | | | | | | | | | | | 206 | A | Northern Ariz. | 45 72 | | |
| | | | | | | | | | | | | 214 | A | SMU | 61 52 | | |
| | | | | | | | | | | | | 215 | A | Wyoming | 46 44 | | |
| | | | | | | | | | | | | 232 | H | San Francisco | 83 90 | | |
| | | | | | | | | | | | | 233 | A | Chattanooga | 59 42 | | |
| | | | | | | | | | | | | 261 | H | Colorado St. | 58 75 | | |
| | | | | | | | | | | | | 288 | A | Denver | 55 74 | | |
| | | | | | | | | | | | | 301 | H | Weber St. | 60 65 | | |
| | | | | | | | | | | | | 316 | H | Air Force | 72 62 | | |
| | | | | | | | | | | | | 317 | A | Sacramento St. | 73 63 | | |
| LAST 10 Division I | | | | | | | | | | | | | | | | | |
| | | | | 104 | H | Idaho | 46 57 | | | 116 | A | Montana St. | 58 91 | | | | |
| | | | | 206 | A | Northern Ariz. | 45 72 | | | 186 | H | Portland St. | 77 58 | | | | |
| | | | | 317 | A | Sacramento St. | 73 63 | | | 215 | A | Wyoming | 46 44 | | | | |
| | | | | 301 | H | Weber St. | 60 65 | | | 288 | A | Denver | 55 74 | | | | |
| | | | | 194 | A | Montana | 67 58 | | | 233 | A | Chattanooga | 59 42 | | | | |

Non-Div I Games:

Northern Colo.

■ Loss,
 ■ Non-Conf, S Site,
 ■ Home
 ■ Away
 N Neutral

| | | | | | | | | | | |
|-------------------|----------|-----------|----------------|------------|-------------|---------------|------|------|-------|-----------|
| Average RPI Win: | 225 | WON-LOST | WINNING | LAST 10 | STRENGTH OF | OPP. STRENGTH | TEAM | ADJ. | CONF. | ADJ CONF. |
| Average RPI Loss: | 114 | RECORD | PCT. RANK | GAMES | SCHEDULE | OF SCHEDULE | RPI | RPI | RPI | RPI |
| DIV. I ONLY | 5- 13 | 286 | 2-8 | 71 | 177 | 201 | 201 | 10 | 10 | |
| DIV. I NON-CONF. | 4- 7 | 225 | 1-2 | 52 | 242 | 150 | 150 | 10 | 10 | |
| TOTALS | RPI 1-25 | RPI 26-50 | W-L RECORDS | RPI 51-100 | RPI 101-150 | RPI 150+ | | | | |
| 5- 13 | 0- 0 | 0- 3 | OVERALL | 0- 4 | 1- 2 | 4- 4 | | | | |
| 1- 6 | 0- 0 | 0- 1 | HOME | 0- 2 | 0- 2 | 1- 1 | | | | |
| 3- 6 | 0- 0 | 0- 1 | AWAY | 0- 2 | 0- 0 | 3- 3 | | | | |
| 1- 1 | 0- 0 | 0- 1 | NEUTRAL | 0- 0 | 1- 0 | 0- 0 | | | | |
| 4- 7 | 0- 0 | 0- 3 | NON-CONFERENCE | 0- 2 | 1- 1 | 3- 1 | | | | |
| 1- 3 | 0- 0 | 0- 1 | HOME | 0- 1 | 0- 1 | 1- 0 | | | | |
| 2- 3 | 0- 0 | 0- 1 | AWAY | 0- 1 | 0- 0 | 2- 1 | | | | |
| 1- 1 | 0- 0 | 0- 1 | NEUTRAL | 0- 0 | 1- 0 | 0- 0 | | | | |
| 1- 6 | 0- 0 | 0- 0 | CONFERENCE | 0- 2 | 0- 1 | 1- 3 | | | | |
| 0- 3 | 0- 0 | 0- 0 | HOME | 0- 1 | 0- 1 | 0- 1 | | | | |
| 1- 3 | 0- 0 | 0- 0 | AWAY | 0- 1 | 0- 0 | 1- 2 | | | | |
| 0- 0 | 0- 0 | 0- 0 | NEUTRAL | 0- 0 | 0- 0 | 0- 0 | | | | |

| RPI S | Opponent | Score | RPI S | Opponent | Score | RPI S | Opponent | Score | RPI S | Opponent | Score | Team's RPI: 201 |
|--------------------|-----------------|-------|-------|-----------------|-------|-------|--------------------|-------|-------|------------------|-------|-----------------|
| 29 | A Purdue | 63 68 | 77 | A Ohio | 67 87 | 111 | H Kent St. | 71 79 | 135 | N Tennessee Tech | 82 74 | |
| 30 | H Drake | 49 73 | 77 | H Ohio | 79 85 | 140 | H Harvard | 53 59 | 155 | H Toledo | 51 63 | |
| 49 | N South Dakota | 48 91 | 87 | H Southern Ill. | 61 80 | 179 | A Eastern Mich. | 55 62 | 189 | A Miami (OH) | 64 66 | |
| | | | 93 | A Illinois St. | 66 69 | 196 | A Akron | 70 65 | 242 | H Eastern Ill. | 61 48 | |
| | | | | | | 261 | A Colorado St. | 80 75 | 264 | A Milwaukee | 65 78 | |
| | | | | | | 290 | A North Dakota St. | 74 68 | | | | |
| LAST 10 Division I | | | | | | | | | | | | |
| 179 | A Eastern Mich. | 55 62 | 189 | A Miami (OH) | 64 66 | | | | | | | |
| 77 | H Ohio | 79 85 | 77 | A Ohio | 67 87 | | | | | | | |
| 196 | A Akron | 70 65 | 30 | H Drake | 49 73 | | | | | | | |
| 111 | H Kent St. | 71 79 | 87 | H Southern Ill. | 61 80 | | | | | | | |
| 155 | H Toledo | 51 63 | 242 | H Eastern Ill. | 61 48 | | | | | | | |

Non-Div I Games:

Northern Ill.

| | | | | | | | | | | |
|-------------------|----------|-----------|----------------|------------|-------------|---------------|------|------|-------|-----------|
| Average RPI Win: | 279 | WON-LOST | WINNING | LAST 10 | STRENGTH OF | OPP. STRENGTH | TEAM | ADJ. | CONF. | ADJ CONF. |
| Average RPI Loss: | 138 | RECORD | PCT. RANK | GAMES | SCHEDULE | OF SCHEDULE | RPI | RPI | RPI | RPI |
| DIV. I ONLY | 11- 9 | 150 | 6-4 | 317 | 218 | 228 | 228 | 21 | 21 | |
| DIV. I NON-CONF. | 6- 5 | 151 | 1-0 | 318 | 168 | 236 | 236 | 18 | 18 | |
| TOTALS | RPI 1-25 | RPI 26-50 | W-L RECORDS | RPI 51-100 | RPI 101-150 | RPI 150+ | | | | |
| 11- 9 | 0- 1 | 0- 0 | OVERALL | 0- 3 | 0- 2 | 11- 3 | | | | |
| 6- 4 | 0- 1 | 0- 0 | HOME | 0- 1 | 0- 1 | 6- 1 | | | | |
| 4- 5 | 0- 0 | 0- 0 | AWAY | 0- 2 | 0- 1 | 4- 2 | | | | |
| 1- 0 | 0- 0 | 0- 0 | NEUTRAL | 0- 0 | 0- 0 | 1- 0 | | | | |
| 6- 5 | 0- 1 | 0- 0 | NON-CONFERENCE | 0- 2 | 0- 0 | 6- 2 | | | | |
| 3- 2 | 0- 1 | 0- 0 | HOME | 0- 1 | 0- 0 | 3- 0 | | | | |
| 2- 3 | 0- 0 | 0- 0 | AWAY | 0- 1 | 0- 0 | 2- 2 | | | | |
| 1- 0 | 0- 0 | 0- 0 | NEUTRAL | 0- 0 | 0- 0 | 1- 0 | | | | |
| 5- 4 | 0- 0 | 0- 0 | CONFERENCE | 0- 1 | 0- 2 | 5- 1 | | | | |
| 3- 2 | 0- 0 | 0- 0 | HOME | 0- 0 | 0- 1 | 3- 1 | | | | |
| 2- 2 | 0- 0 | 0- 0 | AWAY | 0- 1 | 0- 1 | 2- 0 | | | | |
| 0- 0 | 0- 0 | 0- 0 | NEUTRAL | 0- 0 | 0- 0 | 0- 0 | | | | |

| RPI 1-25 | | | | RPI 26-50 | | | | RPI 51-100 | | | | RPI 101+ Team's RPI: 228 | | | |
|--------------------|---|---------------|-------|-----------|---|----------------|-------|------------|---|-------------|-------|--------------------------|---|------------------|-------|
| RPI | S | Opponent | Score | RPI | S | Opponent | Score | RPI | S | Opponent | Score | RPI | S | Opponent | Score |
| 3 | H | Louisville | 57 85 | | | | | 61 | A | IUPUI | 61 89 | 139 | H | Wright St. | 55 63 |
| | | | | | | | | 64 | A | Belmont | 45 62 | 143 | A | Green Bay | 44 65 |
| | | | | | | | | 98 | H | Saint Louis | 42 67 | 195 | H | Cleveland St. | 68 73 |
| | | | | | | | | | | | | 207 | H | Central Ark. | 72 56 |
| | | | | | | | | | | | | 210 | H | Youngstown St. | 75 56 |
| | | | | | | | | | | | | 260 | A | Lipscomb | 69 71 |
| | | | | | | | | | | | | 264 | A | Milwaukee | 61 49 |
| | | | | | | | | | | | | 269 | A | Indiana St. | 70 68 |
| | | | | | | | | | | | | 273 | H | Oakland | 69 60 |
| | | | | | | | | | | | | 276 | A | Eastern Ky. | 62 69 |
| | | | | | | | | | | | | 284 | H | Wofford | 80 72 |
| | | | | | | | | | | | | 298 | A | FIU | 67 45 |
| | | | | | | | | | | | | 300 | H | Omaha | 57 40 |
| | | | | | | | | | | | | 309 | N | Jacksonville St. | 66 63 |
| | | | | | | | | | | | | 314 | H | Detroit Mercy | 72 60 |
| | | | | | | | | | | | | 338 | A | UIC | 88 46 |
| LAST 10 Division I | | | | | | | | | | | | | | | |
| 314 | H | Detroit Mercy | 72 60 | 195 | H | Cleveland St. | 68 73 | | | | | | | | |
| 273 | H | Oakland | 69 60 | 210 | H | Youngstown St. | 75 56 | | | | | | | | |
| 139 | H | Wright St. | 55 63 | 264 | A | Milwaukee | 61 49 | | | | | | | | |
| 338 | A | UIC | 88 46 | 143 | A | Green Bay | 44 65 | | | | | | | | |
| 61 | A | IUPUI | 61 89 | 284 | H | Wofford | 80 72 | | | | | | | | |

Non-Div I Games:

Northern Ky.

■ Loss,
 ■ Non-Conf, S Site,
 ■ Home
 ■ Away
 N Neutral

Northwestern

Through Games Of Jan. 26, 2020

| Average RPI Win: | 117 | WON-LOST | WINNING | LAST 10 | STRENGTH OF | OPP. STRENGTH | TEAM | ADJ. | CONF. | ADJ CONF. |
|-------------------|----------|-----------|----------------|------------|-------------|---------------|------|------|-------|-----------|
| Average RPI Loss: | 10 | RECORD | PCT. RANK | GAMES | SCHEDULE | OF SCHEDULE | RPI | RPI | RPI | RPI |
| DIV. I ONLY | 17- 3 | 18 | 8-2 | 25 | 4 | 15 | 15 | 2 | 2 | |
| DIV. I NON-CONF. | 10- 1 | 19 | 1-0 | 105 | 21 | 25 | 25 | 2 | 2 | |
| TOTALS | RPI 1-25 | RPI 26-50 | W-L RECORDS | RPI 51-100 | RPI 101-150 | RPI 150+ | | | | |
| 17- 3 | 2- 3 | 3- 0 | OVERALL | 5- 0 | 1- 0 | 6- 0 | | | | |
| 9- 2 | 1- 2 | 1- 0 | HOME | 3- 0 | 0- 0 | 4- 0 | | | | |
| 6- 1 | 1- 1 | 2- 0 | AWAY | 2- 0 | 1- 0 | 0- 0 | | | | |
| 2- 0 | 0- 0 | 0- 0 | NEUTRAL | 0- 0 | 0- 0 | 2- 0 | | | | |
| 10- 1 | 0- 1 | 2- 0 | NON-CONFERENCE | 3- 0 | 0- 0 | 5- 0 | | | | |
| 6- 1 | 0- 1 | 0- 0 | HOME | 3- 0 | 0- 0 | 3- 0 | | | | |
| 2- 0 | 0- 0 | 2- 0 | AWAY | 0- 0 | 0- 0 | 0- 0 | | | | |
| 2- 0 | 0- 0 | 0- 0 | NEUTRAL | 0- 0 | 0- 0 | 2- 0 | | | | |
| 7- 2 | 2- 2 | 1- 0 | CONFERENCE | 2- 0 | 1- 0 | 1- 0 | | | | |
| 3- 1 | 1- 1 | 1- 0 | HOME | 0- 0 | 0- 0 | 1- 0 | | | | |
| 4- 1 | 1- 1 | 0- 0 | AWAY | 2- 0 | 1- 0 | 0- 0 | | | | |
| 0- 0 | 0- 0 | 0- 0 | NEUTRAL | 0- 0 | 0- 0 | 0- 0 | | | | |

| RPI S | Opponent | Score | RPI S | Opponent | Score | RPI S | Opponent | Score | RPI S | Opponent | Score |
|--------------------|----------------|-------|-------|-------------|-------|-------|------------------|-------|-------|-------------------|-------|
| 4 | H Iowa | 51 77 | 29 | H Purdue | 61 56 | 70 | A Minnesota | 56 54 | 148 | A Illinois | 77 50 |
| 8 | A Maryland | 61 70 | 36 | A Duke | 63 42 | 89 | H Boston College | 66 63 | 159 | H Dartmouth | 79 37 |
| 8 | H Maryland | 81 58 | 37 | A Marquette | 64 56 | 91 | H Colgate | 73 44 | 164 | H Valparaiso | 69 48 |
| 14 | A Indiana | 71 69 | | | | 94 | A Michigan St. | 76 48 | 188 | H Penn St. | 85 59 |
| 17 | H DePaul | 68 70 | | | | 99 | H UT Arlington | 74 47 | 226 | N Xavier | 79 59 |
| | | | | | | | | | 271 | N East Carolina | 64 45 |
| | | | | | | | | | 274 | H Loyola Maryland | 67 46 |
| LAST 10 Division I | | | | | | | | | | | |
| 8 | A Maryland | 61 70 | 70 | A Minnesota | 56 54 | | | | | | |
| 94 | A Michigan St. | 76 48 | 4 | H Iowa | 51 77 | | | | | | |
| 188 | H Penn St. | 85 59 | 8 | H Maryland | 81 58 | | | | | | |
| 14 | A Indiana | 71 69 | 148 | A Illinois | 77 50 | | | | | | |
| 29 | H Purdue | 61 56 | 226 | N Xavier | 79 59 | | | | | | |

Non-Div I Games:

Northwestern

■ Loss,
 ■ Non-Conf, S Site,
 ■ Home
 ■ Away
 N Neutral

| | | | | | | | | | | |
|-------------------|----------|-----------|----------------|------------|-------------|---------------|------|------|-------|-----------|
| Average RPI Win: | 322 | WON-LOST | WINNING | LAST 10 | STRENGTH OF | OPP. STRENGTH | TEAM | ADJ. | CONF. | ADJ CONF. |
| Average RPI Loss: | 189 | RECORD | PCT. RANK | GAMES | SCHEDULE | OF SCHEDULE | RPI | RPI | RPI | RPI |
| DIV. I ONLY | 3- 12 | 309 | 2-8 | 315 | 318 | 342 | 342 | 23 | 23 | |
| DIV. I NON-CONF. | 1- 5 | 313 | 0-1 | 226 | 261 | 322 | 322 | 20 | 20 | |
| TOTALS | RPI 1-25 | RPI 26-50 | W-L RECORDS | RPI 51-100 | RPI 101-150 | RPI 150+ | | | | |
| 3- 12 | 0- 0 | 0- 2 | OVERALL | 0- 0 | 0- 2 | 3- 8 | | | | |
| 3- 5 | 0- 0 | 0- 0 | HOME | 0- 0 | 0- 1 | 3- 4 | | | | |
| 0- 7 | 0- 0 | 0- 2 | AWAY | 0- 0 | 0- 1 | 0- 4 | | | | |
| 0- 0 | 0- 0 | 0- 0 | NEUTRAL | 0- 0 | 0- 0 | 0- 0 | | | | |
| 1- 5 | 0- 0 | 0- 2 | NON-CONFERENCE | 0- 0 | 0- 0 | 1- 3 | | | | |
| 1- 1 | 0- 0 | 0- 0 | HOME | 0- 0 | 0- 0 | 1- 1 | | | | |
| 0- 4 | 0- 0 | 0- 2 | AWAY | 0- 0 | 0- 0 | 0- 2 | | | | |
| 0- 0 | 0- 0 | 0- 0 | NEUTRAL | 0- 0 | 0- 0 | 0- 0 | | | | |
| 2- 7 | 0- 0 | 0- 0 | CONFERENCE | 0- 0 | 0- 2 | 2- 5 | | | | |
| 2- 4 | 0- 0 | 0- 0 | HOME | 0- 0 | 0- 1 | 2- 3 | | | | |
| 0- 3 | 0- 0 | 0- 0 | AWAY | 0- 0 | 0- 1 | 0- 2 | | | | |
| 0- 0 | 0- 0 | 0- 0 | NEUTRAL | 0- 0 | 0- 0 | 0- 0 | | | | |

| RPI 1-25 | | | | RPI 26-50 | | | | RPI 51-100 | | | | RPI 101+ Team's RPI: 342 | | | |
|--------------------|---|----------|-------|-----------|---|------------------|-------|------------|---|----------|-------|--------------------------|---|--------------------|-------|
| RPI | S | Opponent | Score | RPI | S | Opponent | Score | RPI | S | Opponent | Score | RPI | S | Opponent | Score |
| | | | | 35 | A | Texas | 49 91 | | | | | 137 | A | SFA | 40 89 |
| | | | | 47 | A | Arkansas | 39 99 | | | | | 141 | H | A&M-Corpus Christi | 59 72 |
| | | | | | | | | | | | | 154 | A | Texas Tech | 49 79 |
| | | | | | | | | | | | | 163 | H | Sam Houston St. | 69 79 |
| | | | | | | | | | | | | 170 | H | Jackson St. | 49 66 |
| | | | | | | | | | | | | 217 | A | Lamar University | 58 61 |
| | | | | | | | | | | | | 231 | H | Southeastern La. | 56 72 |
| | | | | | | | | | | | | 295 | H | Nicholls St. | 58 54 |
| | | | | | | | | | | | | 311 | H | Incarinate Word | 67 69 |
| | | | | | | | | | | | | 318 | A | McNeese | 51 61 |
| | | | | | | | | | | | | 330 | H | Houston Baptist | 69 60 |
| | | | | | | | | | | | | 340 | H | Grambling | 65 61 |
| | | | | | | | | | | | | 346 | A | La.-Monroe | 54 63 |
| LAST 10 Division I | | | | | | | | | | | | | | | |
| | | | | 231 | H | Southeastern La. | 56 72 | | | | | 330 | H | Houston Baptist | 69 60 |
| | | | | 137 | A | SFA | 40 89 | | | | | 141 | H | A&M-Corpus Christi | 59 72 |
| | | | | 295 | H | Nicholls St. | 58 54 | | | | | 35 | A | Texas | 49 91 |
| | | | | 318 | A | McNeese | 51 61 | | | | | 217 | A | Lamar University | 58 61 |
| | | | | 311 | H | Incarinate Word | 67 69 | | | | | 163 | H | Sam Houston St. | 69 79 |

















































Non-Div I Games: LeTourneau 91 61 LSU-Shreveport 63 68 Central Baptist 61 59

Northwestern St.

Notre Dame





Through Games Of Jan. 26, 2020

| | | | | | | | | | |
|-----------------------------|----------|-----------|----------------|-------------|---------------|----------|------|-------|-----------|
| Average RPI Win: 146 | WON-LOST | WINNING | LAST 10 | STRENGTH OF | OPP. STRENGTH | TEAM | ADJ. | CONF. | ADJ CONF. |
| Average RPI Loss: 63 | RECORD | PCT. RANK | GAMES | SCHEDULE | OF SCHEDULE | RPI | RPI | RPI | RPI |
| DIV. I ONLY | 7- 13 | 255 | 2-8 | 27 | 7 | 127 | 127 | 5 | 5 |
| DIV. I NON-CONF. | 5- 7 | 205 | 0-2 | 5 | 32 | 68 | 68 | 3 | 3 |
| TOTALS | RPI 1-25 | RPI 26-50 | W-L RECORDS | RPI 51-100 | RPI 101-150 | RPI 150+ | | | |
| 7- 13 | 0- 3 | 1- 3 | OVERALL | 2- 5 | 1- 1 | 3- 1 | | | |
| 3- 7 | 0- 2 | 0- 0 | HOME | 1- 4 | 0- 0 | 2- 1 | | | |
| 3- 4 | 0- 1 | 1- 2 | AWAY | 0- 0 | 1- 1 | 1- 0 | | | |
| 1- 2 | 0- 0 | 0- 1 | NEUTRAL | 1- 1 | 0- 0 | 0- 0 | | | |
| 5- 7 | 0- 2 | 1- 1 | NON-CONFERENCE | 1- 4 | 1- 0 | 2- 0 | | | |
| 2- 4 | 0- 1 | 0- 0 | HOME | 0- 3 | 0- 0 | 2- 0 | | | |
| 2- 1 | 0- 1 | 1- 0 | AWAY | 0- 0 | 1- 0 | 0- 0 | | | |
| 1- 2 | 0- 0 | 0- 1 | NEUTRAL | 1- 1 | 0- 0 | 0- 0 | | | |
| 2- 6 | 0- 1 | 0- 2 | CONFERENCE | 1- 1 | 0- 1 | 1- 1 | | | |
| 1- 3 | 0- 1 | 0- 0 | HOME | 1- 1 | 0- 0 | 0- 1 | | | |
| 1- 3 | 0- 0 | 0- 2 | AWAY | 0- 0 | 0- 1 | 1- 0 | | | |
| 0- 0 | 0- 0 | 0- 0 | NEUTRAL | 0- 0 | 0- 0 | 0- 0 | | | |

| RPI S Opponent Score | RPI S Opponent Score | RPI S Opponent Score | RPI S Opponent Score |
|---|---|--|---|
| 7  UConn 57  | 31 N FGCU 60  | 51  Tennessee 63  | 114  Syracuse 63  |
| 17  DePaul 94  | 34  Virginia 60  | 63  Miami (FL) 76 53 | 117  Fordham 60 55 |
| 19  NC State 56  | 36  Duke 47  | 70  Minnesota 67  | 155  Toledo 54 51 |
| | 48  Michigan 76 72 | 78 N South Fla. 67 51 | 173  Clemson 55  |
| | | 89  Boston College 65  | 274  Loyola Maryland 84 60 |
| | | 90 N South Dakota St. 59  | 285  Pittsburgh 60 52 |
| | | 94  Michigan St. 69  | |
| LAST 10 Division I | | | |
| 34  Virginia 60  | 114  Syracuse 63  | | |
| 63  Miami (FL) 76 53 | 285  Pittsburgh 60 52 | | |
| 36  Duke 47  | 173  Clemson 55  | | |
| 19  NC State 56  | 17  DePaul 94  | | |
| 89  Boston College 65  | 7  UConn 57  | | |

Non-Div I Games:

Notre Dame

 Loss,  Non-Conf, S Site,  Home  Away N Neutral

| | | | | | | | | | | |
|-------------------|----------|-----------|----------------|------------|-------------|---------------|------|------|-------|-----------|
| Average RPI Win: | 279 | WON-LOST | WINNING | LAST 10 | STRENGTH OF | OPP. STRENGTH | TEAM | ADJ. | CONF. | ADJ CONF. |
| Average RPI Loss: | 158 | RECORD | PCT. RANK | GAMES | SCHEDULE | OF SCHEDULE | RPI | RPI | RPI | RPI |
| DIV. I ONLY | 6- 12 | 260 | 3-7 | 270 | 234 | 273 | 273 | 21 | 21 | |
| DIV. I NON-CONF. | 3- 6 | 235 | 0-1 | 265 | 181 | 248 | 248 | 18 | 18 | |
| TOTALS | RPI 1-25 | RPI 26-50 | W-L RECORDS | RPI 51-100 | RPI 101-150 | RPI 150+ | | | | |
| 6- 12 | 0- 1 | 0- 1 | OVERALL | 0- 3 | 1- 1 | 5- 6 | | | | |
| 2- 4 | 0- 1 | 0- 0 | HOME | 0- 1 | 1- 0 | 1- 2 | | | | |
| 3- 8 | 0- 0 | 0- 1 | AWAY | 0- 2 | 0- 1 | 3- 4 | | | | |
| 1- 0 | 0- 0 | 0- 0 | NEUTRAL | 0- 0 | 0- 0 | 1- 0 | | | | |
| 3- 6 | 0- 1 | 0- 1 | NON-CONFERENCE | 0- 2 | 0- 0 | 3- 2 | | | | |
| 0- 2 | 0- 1 | 0- 0 | HOME | 0- 1 | 0- 0 | 0- 0 | | | | |
| 2- 4 | 0- 0 | 0- 1 | AWAY | 0- 1 | 0- 0 | 2- 2 | | | | |
| 1- 0 | 0- 0 | 0- 0 | NEUTRAL | 0- 0 | 0- 0 | 1- 0 | | | | |
| 3- 6 | 0- 0 | 0- 0 | CONFERENCE | 0- 1 | 1- 1 | 2- 4 | | | | |
| 2- 2 | 0- 0 | 0- 0 | HOME | 0- 0 | 1- 0 | 1- 2 | | | | |
| 1- 4 | 0- 0 | 0- 0 | AWAY | 0- 1 | 0- 1 | 1- 2 | | | | |
| 0- 0 | 0- 0 | 0- 0 | NEUTRAL | 0- 0 | 0- 0 | 0- 0 | | | | |

| RPI 1-25 | | | | RPI 26-50 | | | | RPI 51-100 | | | | RPI 101+ Team's RPI: 273 | | | |
|--------------------|---|----------------|-------|-----------|---|---------------|-------|------------|---|--------------|-------|--------------------------|---|------------------|-------|
| RPI | S | Opponent | Score | RPI | S | Opponent | Score | RPI | S | Opponent | Score | RPI | S | Opponent | Score |
| 22 | H | Central Mich. | 47 65 | 48 | A | Michigan | 64 79 | 53 | H | Bradley | 58 74 | 139 | A | Wright St. | 66 85 |
| | | | | | | | | 61 | A | IUPUI | 41 76 | 143 | H | Green Bay | 93 88 |
| | | | | | | | | 94 | A | Michigan St. | 56 76 | 195 | H | Cleveland St. | 58 79 |
| | | | | | | | | | | | | 210 | H | Youngstown St. | 74 79 |
| | | | | | | | | | | | | 219 | A | Niagara | 63 77 |
| | | | | | | | | | | | | 228 | A | Northern Ky. | 60 69 |
| | | | | | | | | | | | | 264 | H | Milwaukee | 78 62 |
| | | | | | | | | | | | | 283 | A | St. Bonaventure | 66 80 |
| | | | | | | | | | | | | 298 | A | FIU | 58 49 |
| | | | | | | | | | | | | 309 | N | Jacksonville St. | 61 55 |
| | | | | | | | | | | | | 314 | A | Detroit Mercy | 71 57 |
| | | | | | | | | | | | | 338 | A | UIC | 64 70 |
| | | | | | | | | | | | | 347 | A | Chicago St. | 98 70 |
| LAST 10 Division I | | | | | | | | | | | | | | | |
| 139 | A | Wright St. | 66 85 | 143 | H | Green Bay | 93 88 | | | | | | | | |
| 228 | A | Northern Ky. | 60 69 | 338 | A | UIC | 64 70 | | | | | | | | |
| 195 | H | Cleveland St. | 58 79 | 61 | A | IUPUI | 41 76 | | | | | | | | |
| 210 | H | Youngstown St. | 74 79 | 314 | A | Detroit Mercy | 71 57 | | | | | | | | |
| 264 | H | Milwaukee | 78 62 | 22 | H | Central Mich. | 47 65 | | | | | | | | |

Non-Div I Games: Lourdes 72 53 Concordia (MI) 76 42

Oakland

Loss, Non-Conf, S Site, H Home A Away N Neutral

| | | | | | | | | | | |
|-------------------|----------|-----------|----------------|------------|-------------|---------------|------|------|-------|-----------|
| Average RPI Win: | 173 | WON-LOST | WINNING | LAST 10 | STRENGTH OF | OPP. STRENGTH | TEAM | ADJ. | CONF. | ADJ CONF. |
| Average RPI Loss: | 70 | RECORD | PCT. RANK | GAMES | SCHEDULE | OF SCHEDULE | RPI | RPI | RPI | RPI |
| DIV. I ONLY | 12- 6 | 76 | 6-4 | 149 | 39 | 77 | 77 | 10 | 10 | |
| DIV. I NON-CONF. | 7- 4 | 100 | 1-2 | 202 | 19 | 93 | 93 | 10 | 10 | |
| TOTALS | RPI 1-25 | RPI 26-50 | W-L RECORDS | RPI 51-100 | RPI 101-150 | RPI 150+ | | | | |
| 12- 6 | 1- 2 | 0- 1 | OVERALL | 3- 1 | 0- 2 | 8- 0 | | | | |
| 7- 1 | 0- 1 | 0- 0 | HOME | 2- 0 | 0- 0 | 5- 0 | | | | |
| 4- 4 | 1- 1 | 0- 1 | AWAY | 1- 0 | 0- 2 | 2- 0 | | | | |
| 1- 1 | 0- 0 | 0- 0 | NEUTRAL | 0- 1 | 0- 0 | 1- 0 | | | | |
| 7- 4 | 1- 1 | 0- 1 | NON-CONFERENCE | 1- 1 | 0- 1 | 5- 0 | | | | |
| 4- 0 | 0- 0 | 0- 0 | HOME | 1- 0 | 0- 0 | 3- 0 | | | | |
| 2- 3 | 1- 1 | 0- 1 | AWAY | 0- 0 | 0- 1 | 1- 0 | | | | |
| 1- 1 | 0- 0 | 0- 0 | NEUTRAL | 0- 1 | 0- 0 | 1- 0 | | | | |
| 5- 2 | 0- 1 | 0- 0 | CONFERENCE | 2- 0 | 0- 1 | 3- 0 | | | | |
| 3- 1 | 0- 1 | 0- 0 | HOME | 1- 0 | 0- 0 | 2- 0 | | | | |
| 2- 1 | 0- 0 | 0- 0 | AWAY | 1- 0 | 0- 1 | 1- 0 | | | | |
| 0- 0 | 0- 0 | 0- 0 | NEUTRAL | 0- 0 | 0- 0 | 0- 0 | | | | |

| RPI 1-25 | | | | RPI 26-50 | | | | RPI 51-100 Team's RPI: 77 | | | | RPI 101+ | | | |
|--------------------|---|---------------|-------|-----------|---|---------------|-------|---------------------------|---|----------|-------|----------|---|----------------|-------|
| RPI | S | Opponent | Score | RPI | S | Opponent | Score | RPI | S | Opponent | Score | RPI | S | Opponent | Score |
| 22 | H | Central Mich. | 71 73 | 35 | A | Texas | 60 73 | 61 | H | IUPUI | 70 64 | 114 | A | Syracuse | 54 66 |
| 23 | A | TCU | 72 79 | | | | | 65 | H | Ball St. | 79 71 | 132 | A | Western Mich. | 72 73 |
| 25 | A | Ohio St. | 74 68 | | | | | 68 | A | Buffalo | 76 65 | 190 | H | American | 81 69 |
| | | | | | | | | 92 | N | Butler | 55 60 | 192 | H | Bowling Green | 79 69 |
| | | | | | | | | | | | | 201 | A | Northern Ill. | 85 79 |
| | | | | | | | | | | | | 201 | H | Northern Ill. | 87 67 |
| | | | | | | | | | | | | 233 | A | Chattanooga | 70 58 |
| | | | | | | | | | | | | 247 | H | Marshall | 67 51 |
| | | | | | | | | | | | | 285 | N | Pittsburgh | 72 50 |
| | | | | | | | | | | | | 311 | H | Incarnate Word | 78 41 |
| LAST 10 Division I | | | | | | | | | | | | | | | |
| 192 | H | Bowling Green | 79 69 | 22 | H | Central Mich. | 71 73 | | | | | | | | |
| 201 | A | Northern Ill. | 85 79 | 201 | H | Northern Ill. | 87 67 | | | | | | | | |
| 65 | H | Ball St. | 79 71 | 233 | A | Chattanooga | 70 58 | | | | | | | | |
| 132 | A | Western Mich. | 72 73 | 35 | A | Texas | 60 73 | | | | | | | | |
| 68 | A | Buffalo | 76 65 | 23 | A | TCU | 72 79 | | | | | | | | |

Non-Div I Games:

Ohio

| Average RPI Win: | 131 | WON-LOST | WINNING | LAST 10 | STRENGTH OF | OPP. STRENGTH | TEAM | ADJ. | CONF. | ADJ CONF. |
|-------------------|----------|-----------|----------------|------------|-------------|---------------|------|------|-------|-----------|
| Average RPI Loss: | 34 | RECORD | PCT. RANK | GAMES | SCHEDULE | OF SCHEDULE | RPI | RPI | RPI | RPI |
| DIV. I ONLY | 11- 8 | 128 | 5-5 | 3 | 50 | 25 | 25 | 2 | 2 | |
| DIV. I NON-CONF. | 7- 4 | 100 | 1-1 | 3 | 138 | 16 | 16 | 2 | 2 | |
| TOTALS | RPI 1-25 | RPI 26-50 | W-L RECORDS | RPI 51-100 | RPI 101-150 | RPI 150+ | | | | |
| 11- 8 | 1- 4 | 1- 2 | OVERALL | 2- 2 | 3- 0 | 4- 0 | | | | |
| 5- 3 | 1- 1 | 1- 1 | HOME | 0- 1 | 1- 0 | 2- 0 | | | | |
| 4- 4 | 0- 3 | 0- 0 | AWAY | 1- 1 | 2- 0 | 1- 0 | | | | |
| 2- 1 | 0- 0 | 0- 1 | NEUTRAL | 1- 0 | 0- 0 | 1- 0 | | | | |
| 7- 4 | 1- 2 | 0- 1 | NON-CONFERENCE | 1- 1 | 2- 0 | 3- 0 | | | | |
| 2- 2 | 1- 1 | 0- 0 | HOME | 0- 1 | 0- 0 | 1- 0 | | | | |
| 3- 1 | 0- 1 | 0- 0 | AWAY | 0- 0 | 2- 0 | 1- 0 | | | | |
| 2- 1 | 0- 0 | 0- 1 | NEUTRAL | 1- 0 | 0- 0 | 1- 0 | | | | |
| 4- 4 | 0- 2 | 1- 1 | CONFERENCE | 1- 1 | 1- 0 | 1- 0 | | | | |
| 3- 1 | 0- 0 | 1- 1 | HOME | 0- 0 | 1- 0 | 1- 0 | | | | |
| 1- 3 | 0- 2 | 0- 0 | AWAY | 1- 1 | 0- 0 | 0- 0 | | | | |
| 0- 0 | 0- 0 | 0- 0 | NEUTRAL | 0- 0 | 0- 0 | 0- 0 | | | | |

| RPI | S | Opponent | Score | RPI | S | Opponent | Score | RPI | S | Opponent | Score | RPI | S | Opponent | Score |
|--------------------|---|--------------|-------|-----|---|--------------|-------|-----|---|----------------|--------|-----|---|----------------|--------|
| 3 | H | Louisville | 67 60 | 29 | H | Purdue | 50 66 | 55 | N | UNI | 64 46 | 103 | A | Cincinnati | 78 73 |
| 4 | A | Iowa | 68 77 | 48 | H | Michigan | 78 69 | 70 | A | Minnesota | 66 63 | 111 | A | Kent St. | 75 65 |
| 5 | A | Stanford | 52 71 | 49 | N | South Dakota | 53 68 | 77 | H | Ohio | 68 74 | 148 | H | Illinois | 77 47 |
| 7 | H | UConn | 62 73 | | | | | 94 | A | Michigan St. | 65 68 | 164 | N | Valparaiso | 89 38 |
| 8 | A | Maryland | 62 72 | | | | | | | | | 188 | H | Penn St. | 80 70 |
| | | | | | | | | | | | | 230 | H | Radford | 70 57 |
| | | | | | | | | | | | | 317 | A | Sacramento St. | 104 74 |
| LAST 10 Division I | | | | | | | | | | | | | | | |
| 4 | A | Iowa | 68 77 | 8 | A | Maryland | 62 72 | 70 | A | Minnesota | 66 63 | | | | |
| 148 | H | Illinois | 77 47 | 29 | H | Purdue | 50 66 | 317 | A | Sacramento St. | 104 74 | | | | |
| 94 | A | Michigan St. | 65 68 | 5 | A | Stanford | 52 71 | | | | | | | | |
| 188 | H | Penn St. | 80 70 | | | | | | | | | | | | |
| 48 | H | Michigan | 78 69 | | | | | | | | | | | | |

Non-Div I Games:

Ohio St.

■ Loss,
 ■ Non-Conf, S Site,
 ■ Home
 ■ Away
 N Neutral

| | | | | | | | | | | |
|-------------------|----------|-----------|----------------|------------|-------------|---------------|------|------|-------|-----------|
| Average RPI Win: | 99 | WON-LOST | WINNING | LAST 10 | STRENGTH OF | OPP. STRENGTH | TEAM | ADJ. | CONF. | ADJ CONF. |
| Average RPI Loss: | 81 | RECORD | PCT. RANK | GAMES | SCHEDULE | OF SCHEDULE | RPI | RPI | RPI | RPI |
| DIV. I ONLY | 10- 9 | 167 | 5-5 | 2 | 72 | 38 | 38 | 3 | 3 | |
| DIV. I NON-CONF. | 7- 5 | 131 | 2-1 | 4 | 118 | 51 | 51 | 4 | 4 | |
| TOTALS | RPI 1-25 | RPI 26-50 | W-L RECORDS | RPI 51-100 | RPI 101-150 | RPI 150+ | | | | |
| 10- 9 | 1- 4 | 3- 1 | OVERALL | 2- 0 | 2- 0 | 2- 4 | | | | |
| 8- 3 | 1- 3 | 1- 0 | HOME | 2- 0 | 2- 0 | 2- 0 | | | | |
| 2- 5 | 0- 0 | 2- 1 | AWAY | 0- 0 | 0- 0 | 0- 4 | | | | |
| 0- 1 | 0- 1 | 0- 0 | NEUTRAL | 0- 0 | 0- 0 | 0- 0 | | | | |
| 7- 5 | 1- 2 | 1- 1 | NON-CONFERENCE | 1- 0 | 2- 0 | 2- 2 | | | | |
| 7- 1 | 1- 1 | 1- 0 | HOME | 1- 0 | 2- 0 | 2- 0 | | | | |
| 0- 3 | 0- 0 | 0- 1 | AWAY | 0- 0 | 0- 0 | 0- 2 | | | | |
| 0- 1 | 0- 1 | 0- 0 | NEUTRAL | 0- 0 | 0- 0 | 0- 0 | | | | |
| 3- 4 | 0- 2 | 2- 0 | CONFERENCE | 1- 0 | 0- 0 | 0- 2 | | | | |
| 1- 2 | 0- 2 | 0- 0 | HOME | 1- 0 | 0- 0 | 0- 0 | | | | |
| 2- 2 | 0- 0 | 2- 0 | AWAY | 0- 0 | 0- 0 | 0- 2 | | | | |
| 0- 0 | 0- 0 | 0- 0 | NEUTRAL | 0- 0 | 0- 0 | 0- 0 | | | | |

| RPI 1-25 | | | | RPI 26-50 | | | | Team's RPI: 38 | RPI 51-100 | | | | RPI 101+ | | | |
|--------------------|---|---------------|-------|-----------|---|-----------------|-------|----------------|------------|---|-------------------|-------|----------|---|-----------------|-------|
| RPI | S | Opponent | Score | RPI | S | Opponent | Score | | RPI | S | Opponent | Score | RPI | S | Opponent | Score |
| 7 | N | UConn | 53 97 | 28 | A | Western Ky. | 63 74 | | 59 | H | Iowa St. | 81 72 | 112 | H | UAB | 82 75 |
| 9 | H | Baylor | 56 77 | 30 | H | Drake | 93 84 | | 81 | H | Abilene Christian | 78 65 | 137 | H | SFA | 75 62 |
| 12 | H | Missouri St. | 90 96 | 39 | A | West Virginia | 73 49 | | | | | | 154 | A | Texas Tech | 84 89 |
| 23 | H | TCU | 63 82 | 46 | A | Oklahoma St. | 77 75 | | | | | | 161 | A | Houston | 69 85 |
| 24 | H | LSU | 90 68 | | | | | | | | | | 163 | H | Sam Houston St. | 95 71 |
| | | | | | | | | | | | | | 166 | A | Wichita St. | 83 88 |
| | | | | | | | | | | | | | 169 | A | Kansas St. | 74 92 |
| | | | | | | | | | | | | | 302 | H | Prairie View | 94 48 |
| LAST 10 Division I | | | | | | | | | | | | | | | | |
| 169 | A | Kansas St. | 74 92 | 46 | A | Oklahoma St. | 77 75 | | 9 | H | Baylor | 56 77 | | | | |
| 154 | A | Texas Tech | 84 89 | | | | | | 7 | N | UConn | 53 97 | | | | |
| 23 | H | TCU | 63 82 | 30 | H | Drake | 93 84 | | | | | | | | | |
| 39 | A | West Virginia | 73 49 | 163 | H | Sam Houston St. | 95 71 | | | | | | | | | |
| 59 | H | Iowa St. | 81 72 | | | | | | | | | | | | | |

Non-Div I Games:

Oklahoma

| | | | | | | | | | | |
|-------------------|----------|-----------|----------------|------------|-------------|---------------|------|------|-------|-----------|
| Average RPI Win: | 158 | WON-LOST | WINNING | LAST 10 | STRENGTH OF | OPP. STRENGTH | TEAM | ADJ. | CONF. | ADJ CONF. |
| Average RPI Loss: | 23 | RECORD | PCT. RANK | GAMES | SCHEDULE | OF SCHEDULE | RPI | RPI | RPI | RPI |
| DIV. I ONLY | 12- 7 | 99 | 6-4 | 12 | 45 | 46 | 46 | 3 | 3 | |
| DIV. I NON-CONF. | 9- 3 | 63 | 3-0 | 37 | 92 | 29 | 29 | 4 | 4 | |
| TOTALS | RPI 1-25 | RPI 26-50 | W-L RECORDS | RPI 51-100 | RPI 101-150 | RPI 150+ | | | | |
| 12- 7 | 0- 4 | 1- 2 | OVERALL | 2- 1 | 3- 0 | 6- 0 | | | | |
| 8- 3 | 0- 0 | 0- 2 | HOME | 1- 1 | 3- 0 | 4- 0 | | | | |
| 3- 2 | 0- 2 | 1- 0 | AWAY | 0- 0 | 0- 0 | 2- 0 | | | | |
| 1- 2 | 0- 2 | 0- 0 | NEUTRAL | 1- 0 | 0- 0 | 0- 0 | | | | |
| 9- 3 | 0- 3 | 0- 0 | NON-CONFERENCE | 1- 0 | 3- 0 | 5- 0 | | | | |
| 7- 0 | 0- 0 | 0- 0 | HOME | 0- 0 | 3- 0 | 4- 0 | | | | |
| 1- 1 | 0- 1 | 0- 0 | AWAY | 0- 0 | 0- 0 | 1- 0 | | | | |
| 1- 2 | 0- 2 | 0- 0 | NEUTRAL | 1- 0 | 0- 0 | 0- 0 | | | | |
| 3- 4 | 0- 1 | 1- 2 | CONFERENCE | 1- 1 | 0- 0 | 1- 0 | | | | |
| 1- 3 | 0- 0 | 0- 2 | HOME | 1- 1 | 0- 0 | 0- 0 | | | | |
| 2- 1 | 0- 1 | 1- 0 | AWAY | 0- 0 | 0- 0 | 1- 0 | | | | |
| 0- 0 | 0- 0 | 0- 0 | NEUTRAL | 0- 0 | 0- 0 | 0- 0 | | | | |

| RPI 1-25 | | | | RPI 26-50 | | | | Team's RPI: 46 | RPI 51-100 | | | | RPI 101+ | | | |
|--------------------|---|------------|-------|-----------|---|---------------|-------|----------------|------------|---|--------------|-------|----------|---|------------------|-------|
| RPI | S | Opponent | Score | RPI | S | Opponent | Score | | RPI | S | Opponent | Score | RPI | S | Opponent | Score |
| 2 | N | Oregon | 72 89 | 35 | H | Texas | 56 61 | | 59 | H | Iowa St. | 63 64 | 101 | H | Rice | 69 38 |
| 3 | N | Louisville | 48 69 | 38 | H | Oklahoma | 75 77 | | 82 | H | Kansas | 67 49 | 104 | H | Idaho | 62 47 |
| 9 | A | Baylor | 48 94 | 39 | A | West Virginia | 57 55 | | 99 | N | UT Arlington | 60 47 | 109 | H | Duquesne | 84 41 |
| 18 | A | Texas A&M | 62 74 | | | | | | | | | | 169 | A | Kansas St. | 70 63 |
| | | | | | | | | | | | | | 216 | A | Tulsa | 78 48 |
| | | | | | | | | | | | | | 217 | H | Lamar University | 74 53 |
| | | | | | | | | | | | | | 251 | H | Oral Roberts | 78 44 |
| | | | | | | | | | | | | | 256 | H | Idaho St. | 70 52 |
| | | | | | | | | | | | | | 258 | H | Southern U. | 72 59 |
| LAST 10 Division I | | | | | | | | | | | | | | | | |
| | | | | 35 | H | Texas | 56 61 | | 38 | H | Oklahoma | 75 77 | | | | |
| | | | | 39 | A | West Virginia | 57 55 | | 82 | H | Kansas | 67 49 | | | | |
| | | | | 59 | H | Iowa St. | 63 64 | | 109 | H | Duquesne | 84 41 | | | | |
| | | | | 169 | A | Kansas St. | 70 63 | | 251 | H | Oral Roberts | 78 44 | | | | |
| | | | | 9 | A | Baylor | 48 94 | | 258 | H | Southern U. | 72 59 | | | | |

Non-Div I Games:

Oklahoma St.

Old Dominion

Through Games Of Jan. 26, 2020

| Average RPI Win: | 179 | WON-LOST | WINNING | LAST 10 | STRENGTH OF | OPP. STRENGTH | TEAM | ADJ. | CONF. | ADJ CONF. |
|-------------------|----------|-----------|----------------|------------|-------------|---------------|------|------|-------|-----------|
| Average RPI Loss: | 86 | RECORD | PCT. RANK | GAMES | SCHEDULE | OF SCHEDULE | RPI | RPI | RPI | RPI |
| DIV. I ONLY | 16- 3 | 23 | 9-1 | 140 | 129 | 32 | 32 | 13 | 13 | |
| DIV. I NON-CONF. | 10- 2 | 30 | 3-0 | 170 | 199 | 49 | 49 | 13 | 13 | |
| TOTALS | RPI 1-25 | RPI 26-50 | W-L RECORDS | RPI 51-100 | RPI 101-150 | RPI 150+ | | | | |
| 16- 3 | 0- 0 | 1- 1 | OVERALL | 2- 0 | 4- 2 | 9- 0 | | | | |
| 9- 0 | 0- 0 | 1- 0 | HOME | 1- 0 | 2- 0 | 5- 0 | | | | |
| 6- 3 | 0- 0 | 0- 1 | AWAY | 1- 0 | 1- 2 | 4- 0 | | | | |
| 1- 0 | 0- 0 | 0- 0 | NEUTRAL | 0- 0 | 1- 0 | 0- 0 | | | | |
| 10- 2 | 0- 0 | 0- 1 | NON-CONFERENCE | 0- 0 | 4- 1 | 6- 0 | | | | |
| 6- 0 | 0- 0 | 0- 0 | HOME | 0- 0 | 2- 0 | 4- 0 | | | | |
| 3- 2 | 0- 0 | 0- 1 | AWAY | 0- 0 | 1- 1 | 2- 0 | | | | |
| 1- 0 | 0- 0 | 0- 0 | NEUTRAL | 0- 0 | 1- 0 | 0- 0 | | | | |
| 6- 1 | 0- 0 | 1- 0 | CONFERENCE | 2- 0 | 0- 1 | 3- 0 | | | | |
| 3- 0 | 0- 0 | 1- 0 | HOME | 1- 0 | 0- 0 | 1- 0 | | | | |
| 3- 1 | 0- 0 | 0- 0 | AWAY | 1- 0 | 0- 1 | 2- 0 | | | | |
| 0- 0 | 0- 0 | 0- 0 | NEUTRAL | 0- 0 | 0- 0 | 0- 0 | | | | |

| RPI S | Opponent | Score | RPI S | Opponent | Score | RPI S | Opponent | Score | RPI S | Opponent | Score |
|--------------------|-----------------|-------|-------|------------------|-------|-------|----------------|-------|-------|------------------|-------|
| 28 | H Western Ky. | 76 65 | 34 | A Virginia | 53 56 | 52 | A Middle Tenn. | 67 56 | 104 | N Idaho | 67 55 |
| | | | | | | 76 | H Charlotte | 54 51 | 112 | A UAB | 65 76 |
| | | | | | | | | | 113 | A VCU | 49 62 |
| | | | | | | | | | 118 | H Richmond | 73 51 |
| | | | | | | | | | 142 | H Campbell | 59 44 |
| | | | | | | | | | 144 | A Auburn | 89 77 |
| | | | | | | | | | 157 | A William & Mary | 69 58 |
| | | | | | | | | | 167 | A Fla. Atlantic | 75 63 |
| | | | | | | | | | 183 | H Hampton | 75 38 |
| | | | | | | | | | 240 | H Mt. St. Mary's | 85 34 |
| | | | | | | | | | 247 | H Marshall | 57 46 |
| | | | | | | | | | 249 | H Winthrop | 68 44 |
| | | | | | | | | | 298 | A FIU | 66 39 |
| | | | | | | | | | 325 | H UMES | 48 39 |
| | | | | | | | | | 334 | A Cal Poly | 61 55 |
| LAST 10 Division I | | | | | | | | | | | |
| 167 | A Fla. Atlantic | 75 63 | 112 | A UAB | 65 76 | | | | | | |
| 298 | A FIU | 66 39 | 52 | A Middle Tenn. | 67 56 | | | | | | |
| 247 | H Marshall | 57 46 | 240 | H Mt. St. Mary's | 85 34 | | | | | | |
| 28 | H Western Ky. | 76 65 | 183 | H Hampton | 75 38 | | | | | | |
| 76 | H Charlotte | 54 51 | 118 | H Richmond | 73 51 | | | | | | |

Non-Div I Games:

Old Dominion

■ Loss,
 ■ Non-Conf,
 ■ S Site,
 ■ H Home
 ■ A Away
 N Neutral

| | | | | | | | | | | |
|-------------------|----------|-----------|----------------|------------|-------------|---------------|------|------|-------|-----------|
| Average RPI Win: | 292 | WON-LOST | WINNING | LAST 10 | STRENGTH OF | OPP. STRENGTH | TEAM | ADJ. | CONF. | ADJ CONF. |
| Average RPI Loss: | 118 | RECORD | PCT. RANK | GAMES | SCHEDULE | OF SCHEDULE | RPI | RPI | RPI | RPI |
| DIV. I ONLY | 7- 13 | 255 | 2-8 | 172 | 206 | 275 | 275 | 4 | 4 | |
| DIV. I NON-CONF. | 7- 6 | 161 | 2-1 | 289 | 347 | 291 | 291 | 5 | 5 | |
| TOTALS | RPI 1-25 | RPI 26-50 | W-L RECORDS | RPI 51-100 | RPI 101-150 | RPI 150+ | | | | |
| 7- 13 | 0- 3 | 0- 0 | OVERALL | 0- 2 | 0- 4 | 7- 4 | | | | |
| 6- 6 | 0- 0 | 0- 0 | HOME | 0- 2 | 0- 3 | 6- 1 | | | | |
| 0- 6 | 0- 3 | 0- 0 | AWAY | 0- 0 | 0- 1 | 0- 2 | | | | |
| 1- 1 | 0- 0 | 0- 0 | NEUTRAL | 0- 0 | 0- 0 | 1- 1 | | | | |
| 7- 6 | 0- 0 | 0- 0 | NON-CONFERENCE | 0- 0 | 0- 2 | 7- 4 | | | | |
| 6- 3 | 0- 0 | 0- 0 | HOME | 0- 0 | 0- 2 | 6- 1 | | | | |
| 0- 2 | 0- 0 | 0- 0 | AWAY | 0- 0 | 0- 0 | 0- 2 | | | | |
| 1- 1 | 0- 0 | 0- 0 | NEUTRAL | 0- 0 | 0- 0 | 1- 1 | | | | |
| 0- 7 | 0- 3 | 0- 0 | CONFERENCE | 0- 2 | 0- 2 | 0- 0 | | | | |
| 0- 3 | 0- 0 | 0- 0 | HOME | 0- 2 | 0- 1 | 0- 0 | | | | |
| 0- 4 | 0- 3 | 0- 0 | AWAY | 0- 0 | 0- 1 | 0- 0 | | | | |
| 0- 0 | 0- 0 | 0- 0 | NEUTRAL | 0- 0 | 0- 0 | 0- 0 | | | | |

| RPI 1-25 | | | | RPI 26-50 | | | | RPI 51-100 | | | | RPI 101+ Team's RPI: 275 | | | |
|--------------------|---|-----------------|-------|-----------|---|--------------|-------|------------|---|-----------|-------|--------------------------|---|-------------------|-------|
| RPI | S | Opponent | Score | RPI | S | Opponent | Score | RPI | S | Opponent | Score | RPI | S | Opponent | Score |
| 11 | A | Mississippi St. | 39 80 | | | | | 51 | H | Tennessee | 28 84 | 128 | H | Louisiana | 42 53 |
| 18 | A | Texas A&M | 35 79 | | | | | 75 | H | Georgia | 51 58 | 144 | A | Auburn | 43 59 |
| 24 | A | LSU | 44 52 | | | | | | | | | 145 | H | Missouri | 57 71 |
| | | | | | | | | | | | | 149 | H | New Orleans | 64 69 |
| | | | | | | | | | | | | 152 | H | Southeast Mo. St. | 53 70 |
| | | | | | | | | | | | | 154 | A | Texas Tech | 48 84 |
| | | | | | | | | | | | | 163 | H | Sam Houston St. | 75 69 |
| | | | | | | | | | | | | 197 | A | Southern Miss. | 53 59 |
| | | | | | | | | | | | | 250 | H | Louisiana Tech | 76 53 |
| | | | | | | | | | | | | 285 | N | Pittsburgh | 50 58 |
| | | | | | | | | | | | | 291 | H | Ga. Southern | 69 66 |
| | | | | | | | | | | | | 319 | N | Alcorn | 73 55 |
| | | | | | | | | | | | | 321 | H | Alabama St. | 93 66 |
| | | | | | | | | | | | | 346 | H | La.-Monroe | 66 42 |
| | | | | | | | | | | | | 351 | H | Mississippi Val. | 72 53 |
| LAST 10 Division I | | | | | | | | | | | | | | | |
| 11 | A | Mississippi St. | 39 80 | 18 | A | Texas A&M | 35 79 | | | | | | | | |
| 144 | A | Auburn | 43 59 | 75 | H | Georgia | 51 58 | | | | | | | | |
| 145 | H | Missouri | 57 71 | 321 | H | Alabama St. | 93 66 | | | | | | | | |
| 24 | A | LSU | 44 52 | 128 | H | Louisiana | 42 53 | | | | | | | | |
| 51 | H | Tennessee | 28 84 | 291 | H | Ga. Southern | 69 66 | | | | | | | | |

Non-Div I Games:

Ole Miss

■ Loss,
 ■ Non-Conf,
 ■ S Site,
 ■ H Home
 ■ A Away
 N Neutral

| | | | | | | | | | | |
|-------------------|----------|-----------|----------------|------------|-------------|---------------|------|------|-------|-----------|
| Average RPI Win: | 274 | WON-LOST | WINNING | LAST 10 | STRENGTH OF | OPP. STRENGTH | TEAM | ADJ. | CONF. | ADJ CONF. |
| Average RPI Loss: | 161 | RECORD | PCT. RANK | GAMES | SCHEDULE | OF SCHEDULE | RPI | RPI | RPI | RPI |
| DIV. I ONLY | 4- 14 | 303 | 1-9 | 167 | 305 | 300 | 300 | 20 | 20 | |
| DIV. I NON-CONF. | 3- 8 | 268 | 0-3 | 157 | 325 | 287 | 287 | 19 | 19 | |
| TOTALS | RPI 1-25 | RPI 26-50 | W-L RECORDS | RPI 51-100 | RPI 101-150 | RPI 150+ | | | | |
| 4- 14 | 0- 0 | 0- 2 | OVERALL | 0- 3 | 0- 1 | 4- 8 | | | | |
| 3- 6 | 0- 0 | 0- 1 | HOME | 0- 2 | 0- 0 | 3- 3 | | | | |
| 0- 7 | 0- 0 | 0- 1 | AWAY | 0- 1 | 0- 0 | 0- 5 | | | | |
| 1- 1 | 0- 0 | 0- 0 | NEUTRAL | 0- 0 | 0- 1 | 1- 0 | | | | |
| 3- 8 | 0- 0 | 0- 1 | NON-CONFERENCE | 0- 2 | 0- 1 | 3- 4 | | | | |
| 2- 3 | 0- 0 | 0- 1 | HOME | 0- 1 | 0- 0 | 2- 1 | | | | |
| 0- 4 | 0- 0 | 0- 0 | AWAY | 0- 1 | 0- 0 | 0- 3 | | | | |
| 1- 1 | 0- 0 | 0- 0 | NEUTRAL | 0- 0 | 0- 1 | 1- 0 | | | | |
| 1- 6 | 0- 0 | 0- 1 | CONFERENCE | 0- 1 | 0- 0 | 1- 4 | | | | |
| 1- 3 | 0- 0 | 0- 0 | HOME | 0- 1 | 0- 0 | 1- 2 | | | | |
| 0- 3 | 0- 0 | 0- 1 | AWAY | 0- 0 | 0- 0 | 0- 2 | | | | |
| 0- 0 | 0- 0 | 0- 0 | NEUTRAL | 0- 0 | 0- 0 | 0- 0 | | | | |

| RPI S | Opponent | Score | RPI S | Opponent | Score | RPI S | Opponent | Score | RPI S | Opponent | Score | Team's RPI: 300 |
|--------------------|---------------------|-------|-------|--------------------|-------|-------|---------------------|-------|-------|----------|-------|-----------------|
| 40 | H Creighton | 54 67 | 55 | H UNI | 45 81 | 113 | N VCU | 66 74 | | | | |
| 49 | A South Dakota | 44 77 | 82 | A Kansas | 48 63 | 169 | A Kansas St. | 48 73 | | | | |
| | | | 90 | H South Dakota St. | 51 68 | 193 | A North Dakota | 57 63 | | | | |
| | | | | | | 195 | H Cleveland St. | 66 79 | | | | |
| | | | | | | 205 | H Western Ill. | 69 83 | | | | |
| | | | | | | 227 | H UMKC | 57 53 | | | | |
| | | | | | | 228 | A Northern Ky. | 40 57 | | | | |
| | | | | | | 242 | A Eastern Ill. | 52 65 | | | | |
| | | | | | | 251 | H Oral Roberts | 60 54 | | | | |
| | | | | | | 267 | H Morgan St. | 70 64 | | | | |
| | | | | | | 288 | A Denver | 60 66 | | | | |
| | | | | | | 308 | H Purdue Fort Wayne | 57 58 | | | | |
| | | | | | | 351 | N Mississippi Val. | 78 70 | | | | |
| LAST 10 Division I | | | | | | | | | | | | |
| 308 | H Purdue Fort Wayne | 57 58 | 251 | H Oral Roberts | 60 54 | | | | | | | |
| 205 | H Western Ill. | 69 83 | 90 | H South Dakota St. | 51 68 | | | | | | | |
| 288 | A Denver | 60 66 | 195 | H Cleveland St. | 66 79 | | | | | | | |
| 49 | A South Dakota | 44 77 | 55 | H UNI | 45 81 | | | | | | | |
| 193 | A North Dakota | 57 63 | 242 | A Eastern Ill. | 52 65 | | | | | | | |

Non-Div I Games: Peru St. 92 58 Graceland (IA) 85 46

Omaha

Loss, Non-Conf, S Site, H Home A Away N Neutral

Oral Roberts

Through Games Of Jan. 26, 2020

| | | | | | | | | | | |
|-------------------|----------|-----------|----------------|------------|-------------|---------------|------|------|-------|-----------|
| Average RPI Win: | 236 | WON-LOST | WINNING | LAST 10 | STRENGTH OF | OPP. STRENGTH | TEAM | ADJ. | CONF. | ADJ CONF. |
| Average RPI Loss: | 150 | RECORD | PCT. RANK | GAMES | SCHEDULE | OF SCHEDULE | RPI | RPI | RPI | RPI |
| DIV. I ONLY | 6- 12 | 260 | 3-7 | 197 | 167 | 251 | 251 | 20 | 20 | |
| DIV. I NON-CONF. | 3- 8 | 268 | 0-3 | 166 | 165 | 268 | 268 | 19 | 19 | |
| TOTALS | RPI 1-25 | RPI 26-50 | W-L RECORDS | RPI 51-100 | RPI 101-150 | RPI 150+ | | | | |
| 6- 12 | 0- 0 | 0- 4 | OVERALL | 0- 2 | 0- 0 | 6- 6 | | | | |
| 5- 1 | 0- 0 | 0- 0 | HOME | 0- 0 | 0- 0 | 5- 1 | | | | |
| 1- 11 | 0- 0 | 0- 4 | AWAY | 0- 2 | 0- 0 | 1- 5 | | | | |
| 0- 0 | 0- 0 | 0- 0 | NEUTRAL | 0- 0 | 0- 0 | 0- 0 | | | | |
| 3- 8 | 0- 0 | 0- 3 | NON-CONFERENCE | 0- 1 | 0- 0 | 3- 4 | | | | |
| 3- 1 | 0- 0 | 0- 0 | HOME | 0- 0 | 0- 0 | 3- 1 | | | | |
| 0- 7 | 0- 0 | 0- 3 | AWAY | 0- 1 | 0- 0 | 0- 3 | | | | |
| 0- 0 | 0- 0 | 0- 0 | NEUTRAL | 0- 0 | 0- 0 | 0- 0 | | | | |
| 3- 4 | 0- 0 | 0- 1 | CONFERENCE | 0- 1 | 0- 0 | 3- 2 | | | | |
| 2- 0 | 0- 0 | 0- 0 | HOME | 0- 0 | 0- 0 | 2- 0 | | | | |
| 1- 4 | 0- 0 | 0- 1 | AWAY | 0- 1 | 0- 0 | 1- 2 | | | | |
| 0- 0 | 0- 0 | 0- 0 | NEUTRAL | 0- 0 | 0- 0 | 0- 0 | | | | |

| RPI S | Opponent | Score | RPI S | Opponent | Score | RPI S | Opponent | Score | RPI S | Opponent | Score | Team's RPI: 251 |
|--------------------|---------------------|-------|-------|--------------------|-------|-------|--------------------|-------|-------|---------------------|--------|-----------------|
| 46 | A Oklahoma St. | 44 78 | 47 | A Arkansas | 64 96 | 90 | A South Dakota St. | 44 58 | 163 | H Sam Houston St. | 64 41 | |
| 49 | A South Dakota | 56 79 | 49 | A South Dakota | 56 79 | 97 | A Utah | 58 78 | 166 | H Wichita St. | 79 66 | |
| 50 | A Nebraska | 67 77 | 50 | A Nebraska | 67 77 | | | | 169 | A Kansas St. | 69 109 | |
| | | | | | | | | | 193 | H North Dakota | 75 52 | |
| | | | | | | | | | 203 | A Southern Utah | 58 72 | |
| | | | | | | | | | 205 | A Western Ill. | 61 75 | |
| | | | | | | | | | 216 | A Tulsa | 65 67 | |
| | | | | | | | | | 290 | H North Dakota St. | 70 62 | |
| | | | | | | | | | 293 | H Texas St. | 63 57 | |
| | | | | | | | | | 300 | A Omaha | 54 60 | |
| | | | | | | | | | 308 | A Purdue Fort Wayne | 79 73 | |
| | | | | | | | | | 330 | H Houston Baptist | 73 74 | |
| LAST 10 Division I | | | | | | | | | | | | |
| 49 | A South Dakota | 56 79 | 300 | A Omaha | 54 60 | | | | | | | |
| 205 | A Western Ill. | 61 75 | 90 | A South Dakota St. | 44 58 | | | | | | | |
| 308 | A Purdue Fort Wayne | 79 73 | 46 | A Oklahoma St. | 44 78 | | | | | | | |
| 193 | H North Dakota | 75 52 | 50 | A Nebraska | 67 77 | | | | | | | |
| 290 | H North Dakota St. | 70 62 | 97 | A Utah | 58 78 | | | | | | | |

Non-Div I Games: Rogers St. 80 40 Cent. Christian (KS114 60

Oral Roberts

Loss, Non-Conf, S Site, H Home A Away N Neutral

Oregon

Through Games Of Jan. 26, 2020

| Average RPI Win: | 112 | WON-LOST | WINNING | LAST 10 | STRENGTH OF | OPP. STRENGTH | TEAM | ADJ. | CONF. | ADJ CONF. |
|-------------------|----------|-----------|----------------|------------|-------------|---------------|------|------|-------|-----------|
| Average RPI Loss: | 15 | RECORD | PCT. RANK | GAMES | SCHEDULE | OF SCHEDULE | RPI | RPI | RPI | RPI |
| DIV. I ONLY | 17- 2 | 13 | 9-1 | 9 | 17 | 2 | 2 | 1 | 1 | |
| DIV. I NON-CONF. | 10- 1 | 19 | 2-0 | 79 | 56 | 15 | 15 | 1 | 1 | |
| TOTALS | RPI 1-25 | RPI 26-50 | W-L RECORDS | RPI 51-100 | RPI 101-150 | RPI 150+ | | | | |
| 17- 2 | 3- 1 | 3- 1 | OVERALL | 3- 0 | 4- 0 | 4- 0 | | | | |
| 11- 0 | 2- 0 | 1- 0 | HOME | 2- 0 | 3- 0 | 3- 0 | | | | |
| 4- 1 | 1- 0 | 1- 1 | AWAY | 0- 0 | 1- 0 | 1- 0 | | | | |
| 2- 1 | 0- 1 | 1- 0 | NEUTRAL | 1- 0 | 0- 0 | 0- 0 | | | | |
| 10- 1 | 0- 1 | 1- 0 | NON-CONFERENCE | 2- 0 | 3- 0 | 4- 0 | | | | |
| 6- 0 | 0- 0 | 0- 0 | HOME | 1- 0 | 2- 0 | 3- 0 | | | | |
| 2- 0 | 0- 0 | 0- 0 | AWAY | 0- 0 | 1- 0 | 1- 0 | | | | |
| 2- 1 | 0- 1 | 1- 0 | NEUTRAL | 1- 0 | 0- 0 | 0- 0 | | | | |
| 7- 1 | 3- 0 | 2- 1 | CONFERENCE | 1- 0 | 1- 0 | 0- 0 | | | | |
| 5- 0 | 2- 0 | 1- 0 | HOME | 1- 0 | 1- 0 | 0- 0 | | | | |
| 2- 1 | 1- 0 | 1- 1 | AWAY | 0- 0 | 0- 0 | 0- 0 | | | | |
| 0- 0 | 0- 0 | 0- 0 | NEUTRAL | 0- 0 | 0- 0 | 0- 0 | | | | |

| RPI S | Opponent | Score | RPI S | Opponent | Score | RPI S | Opponent | Score | RPI S | Opponent | Score |
|--------------------|------------|--------|-------|--------------|--------|-------|------------------|-------|-------|----------------|--------|
| 3 N | Louisville | 62 72 | 27 A | Arizona St. | 66 72 | 90 H | South Dakota St. | 95 56 | 105 H | Texas Southern | 99 63 |
| 5 H | Stanford | 87 55 | 33 A | Arizona | 71 64 | 97 H | Utah | 88 51 | 114 A | Syracuse | 81 64 |
| 13 A | Oregon St. | 66 57 | 43 H | Colorado | 104 46 | 99 N | UT Arlington | 91 54 | 126 H | California | 105 55 |
| 13 H | Oregon St. | 76 64 | 46 N | Oklahoma St. | 89 72 | | | | 133 H | Northeastern | 89 47 |
| | | | | | | | | | 169 H | Kansas St. | 89 51 |
| | | | | | | | | | 263 A | Long Beach St. | 81 45 |
| | | | | | | | | | 278 H | UC Riverside | 84 41 |
| | | | | | | | | | 282 H | Utah St. | 109 52 |
| LAST 10 Division I | | | | | | | | | | | |
| 13 A | Oregon St. | 66 57 | 27 A | Arizona St. | 66 72 | | | | | | |
| 13 H | Oregon St. | 76 64 | 97 H | Utah | 88 51 | | | | | | |
| 126 H | California | 105 55 | 43 H | Colorado | 104 46 | | | | | | |
| 5 H | Stanford | 87 55 | 169 H | Kansas St. | 89 51 | | | | | | |
| 33 A | Arizona | 71 64 | 278 H | UC Riverside | 84 41 | | | | | | |

Non-Div I Games: Corban 125 42

Oregon

Loss, Non-Conf, S Site, H Home A Away N Neutral

| | | | | | | | | | | |
|-------------------|----------|-----------|----------------|------------|-------------|---------------|------|------|-------|-----------|
| Average RPI Win: | 126 | WON-LOST | WINNING | LAST 10 | STRENGTH OF | OPP. STRENGTH | TEAM | ADJ. | CONF. | ADJ CONF. |
| Average RPI Loss: | 9 | RECORD | PCT. RANK | GAMES | SCHEDULE | OF SCHEDULE | RPI | RPI | RPI | RPI |
| DIV. I ONLY | 16- 4 | 31 | 6-4 | 7 | 29 | 13 | 13 | 1 | 1 | |
| DIV. I NON-CONF. | 12- 0 | 1 | 2-0 | 56 | 85 | 5 | 5 | 1 | 1 | |
| TOTALS | RPI 1-25 | RPI 26-50 | W-L RECORDS | RPI 51-100 | RPI 101-150 | RPI 150+ | | | | |
| 16- 4 | 2- 3 | 2- 1 | OVERALL | 3- 0 | 3- 0 | 6- 0 | | | | |
| 11- 2 | 2- 2 | 1- 0 | HOME | 1- 0 | 2- 0 | 5- 0 | | | | |
| 2- 2 | 0- 1 | 1- 1 | AWAY | 1- 0 | 0- 0 | 0- 0 | | | | |
| 3- 0 | 0- 0 | 0- 0 | NEUTRAL | 1- 0 | 1- 0 | 1- 0 | | | | |
| 12- 0 | 2- 0 | 0- 0 | NON-CONFERENCE | 2- 0 | 2- 0 | 6- 0 | | | | |
| 8- 0 | 2- 0 | 0- 0 | HOME | 0- 0 | 1- 0 | 5- 0 | | | | |
| 1- 0 | 0- 0 | 0- 0 | AWAY | 1- 0 | 0- 0 | 0- 0 | | | | |
| 3- 0 | 0- 0 | 0- 0 | NEUTRAL | 1- 0 | 1- 0 | 1- 0 | | | | |
| 4- 4 | 0- 3 | 2- 1 | CONFERENCE | 1- 0 | 1- 0 | 0- 0 | | | | |
| 3- 2 | 0- 2 | 1- 0 | HOME | 1- 0 | 1- 0 | 0- 0 | | | | |
| 1- 2 | 0- 1 | 1- 1 | AWAY | 0- 0 | 0- 0 | 0- 0 | | | | |
| 0- 0 | 0- 0 | 0- 0 | NEUTRAL | 0- 0 | 0- 0 | 0- 0 | | | | |

| RPI 1-25 | | | | Team's RPI: 13 | | RPI 26-50 | | | | RPI 51-100 | | | | RPI 101+ | | | |
|--------------------|---|--------------|-------|----------------|---|-----------------|-------|-----|---|------------|-------|-----|---|-----------------|-------|--|--|
| RPI | S | Opponent | Score | RPI | S | Opponent | Score | RPI | S | Opponent | Score | RPI | S | Opponent | Score | | |
| 2 | A | Oregon | 64 76 | 27 | A | Arizona St. | 47 55 | 63 | A | Miami (FL) | 75 53 | 106 | H | Pacific | 69 57 | | |
| 2 | H | Oregon | 57 66 | 33 | A | Arizona | 63 61 | 80 | N | BYU | 65 34 | 108 | N | Liberty | 68 55 | | |
| 5 | H | Stanford | 58 61 | 43 | H | Colorado | 72 60 | 97 | H | Utah | 77 48 | 126 | H | California | 81 44 | | |
| 12 | H | Missouri St. | 80 69 | | | | | | | | | 158 | H | CSU Bakersfield | 69 50 | | |
| 17 | H | DePaul | 98 77 | | | | | | | | | 187 | H | Hawaii | 64 32 | | |
| | | | | | | | | | | | | 203 | H | Southern Utah | 95 45 | | |
| | | | | | | | | | | | | 206 | N | Northern Ariz. | 91 57 | | |
| | | | | | | | | | | | | 282 | H | Utah St. | 75 46 | | |
| | | | | | | | | | | | | 297 | H | UC Irvine | 86 57 | | |
| LAST 10 Division I | | | | | | | | | | | | | | | | | |
| 2 | H | Oregon | 57 66 | 33 | A | Arizona | 63 61 | | | | | | | | | | |
| 2 | A | Oregon | 64 76 | 43 | H | Colorado | 72 60 | | | | | | | | | | |
| 5 | H | Stanford | 58 61 | 97 | H | Utah | 77 48 | | | | | | | | | | |
| 126 | H | California | 81 44 | 158 | H | CSU Bakersfield | 69 50 | | | | | | | | | | |
| 27 | A | Arizona St. | 47 55 | 80 | N | BYU | 65 34 | | | | | | | | | | |

Non-Div I Games:

Oregon St.

| | | | | | | | | | | |
|-------------------|----------|-----------|----------------|------------|-------------|---------------|------|------|-------|-----------|
| Average RPI Win: | 224 | WON-LOST | WINNING | LAST 10 | STRENGTH OF | OPP. STRENGTH | TEAM | ADJ. | CONF. | ADJ CONF. |
| Average RPI Loss: | 92 | RECORD | PCT. RANK | GAMES | SCHEDULE | OF SCHEDULE | RPI | RPI | RPI | RPI |
| DIV. I ONLY | 12- 8 | 115 | 5-5 | 159 | 109 | 106 | 106 | 11 | 11 | |
| DIV. I NON-CONF. | 7- 4 | 100 | 0-1 | 179 | 127 | 98 | 98 | 11 | 11 | |
| TOTALS | RPI 1-25 | RPI 26-50 | W-L RECORDS | RPI 51-100 | RPI 101-150 | RPI 150+ | | | | |
| 12- 8 | 0- 3 | 0- 0 | OVERALL | 1- 1 | 1- 1 | 10- 3 | | | | |
| 6- 2 | 0- 0 | 0- 0 | HOME | 0- 1 | 0- 1 | 6- 0 | | | | |
| 5- 5 | 0- 3 | 0- 0 | AWAY | 1- 0 | 1- 0 | 3- 2 | | | | |
| 1- 1 | 0- 0 | 0- 0 | NEUTRAL | 0- 0 | 0- 0 | 1- 1 | | | | |
| 7- 4 | 0- 2 | 0- 0 | NON-CONFERENCE | 1- 0 | 0- 0 | 6- 2 | | | | |
| 4- 0 | 0- 0 | 0- 0 | HOME | 0- 0 | 0- 0 | 4- 0 | | | | |
| 2- 3 | 0- 2 | 0- 0 | AWAY | 1- 0 | 0- 0 | 1- 1 | | | | |
| 1- 1 | 0- 0 | 0- 0 | NEUTRAL | 0- 0 | 0- 0 | 1- 1 | | | | |
| 5- 4 | 0- 1 | 0- 0 | CONFERENCE | 0- 1 | 1- 1 | 4- 1 | | | | |
| 2- 2 | 0- 0 | 0- 0 | HOME | 0- 1 | 0- 1 | 2- 0 | | | | |
| 3- 2 | 0- 1 | 0- 0 | AWAY | 0- 0 | 1- 0 | 2- 1 | | | | |
| 0- 0 | 0- 0 | 0- 0 | NEUTRAL | 0- 0 | 0- 0 | 0- 0 | | | | |

| RPI 1-25 | | | | RPI 26-50 | | | | RPI 51-100 | | | | RPI 101+ Team's RPI: 106 | | | |
|--------------------|---|-------------------|-------|-----------|---|---------------|-------|------------|---|----------|-------|--------------------------|---|----------------------|-------|
| RPI | S | Opponent | Score | RPI | S | Opponent | Score | RPI | S | Opponent | Score | RPI | S | Opponent | Score |
| 6 | A | UCLA | 57 68 | | | | | 69 | A | Drexel | 58 51 | 123 | A | Portland | 77 73 |
| 10 | A | Gonzaga | 67 68 | | | | | 80 | H | BYU | 66 76 | 147 | H | San Diego | 64 66 |
| 13 | A | Oregon St. | 57 69 | | | | | | | | | 155 | N | Toledo | 65 66 |
| | | | | | | | | | | | | 158 | A | CSU Bakersfield | 70 80 |
| | | | | | | | | | | | | 168 | A | Santa Clara | 65 75 |
| | | | | | | | | | | | | 177 | A | Saint Mary's (CA) | 68 66 |
| | | | | | | | | | | | | 214 | H | SMU | 77 49 |
| | | | | | | | | | | | | 227 | H | UMKC | 89 60 |
| | | | | | | | | | | | | 232 | A | San Francisco | 84 61 |
| | | | | | | | | | | | | 245 | H | LMU (CA) | 76 67 |
| | | | | | | | | | | | | 246 | H | Pepperdine | 64 63 |
| | | | | | | | | | | | | 268 | A | UC Santa Barbara | 63 53 |
| | | | | | | | | | | | | 269 | H | Indiana St. | 83 66 |
| | | | | | | | | | | | | 301 | H | Weber St. | 76 53 |
| | | | | | | | | | | | | 312 | N | St. Francis Brooklyn | 71 62 |
| LAST 10 Division I | | | | | | | | | | | | | | | |
| 177 | A | Saint Mary's (CA) | 68 66 | 246 | H | Pepperdine | 64 63 | | | | | | | | |
| 147 | H | San Diego | 64 66 | 245 | H | LMU (CA) | 76 67 | | | | | | | | |
| 80 | H | BYU | 66 76 | 232 | A | San Francisco | 84 61 | | | | | | | | |
| 10 | A | Gonzaga | 67 68 | 168 | A | Santa Clara | 65 75 | | | | | | | | |
| 123 | A | Portland | 77 73 | 155 | N | Toledo | 65 66 | | | | | | | | |

Non-Div I Games:

Pacific

■ Loss,
 ■ Non-Conf,
 ■ S Site,
 ■ Home
 ■ A Away
 N Neutral

| | | | | | | | | | | |
|-------------------|----------|-----------|----------------|------------|-------------|---------------|------|------|-------|-----------|
| Average RPI Win: | 232 | WON-LOST | WINNING | LAST 10 | STRENGTH OF | OPP. STRENGTH | TEAM | ADJ. | CONF. | ADJ CONF. |
| Average RPI Loss: | 50 | RECORD | PCT. RANK | GAMES | SCHEDULE | OF SCHEDULE | RPI | RPI | RPI | RPI |
| DIV. I ONLY | 9- 4 | 62 | 6-4 | 286 | 67 | 120 | 120 | 8 | 8 | |
| DIV. I NON-CONF. | 9- 3 | 63 | 6-3 | 327 | 43 | 115 | 115 | 9 | 9 | |
| TOTALS | RPI 1-25 | RPI 26-50 | W-L RECORDS | RPI 51-100 | RPI 101-150 | RPI 150+ | | | | |
| 9- 4 | 0- 1 | 0- 1 | OVERALL | 1- 2 | 0- 0 | 8- 0 | | | | |
| 5- 1 | 0- 1 | 0- 0 | HOME | 1- 0 | 0- 0 | 4- 0 | | | | |
| 4- 3 | 0- 0 | 0- 1 | AWAY | 0- 2 | 0- 0 | 4- 0 | | | | |
| 0- 0 | 0- 0 | 0- 0 | NEUTRAL | 0- 0 | 0- 0 | 0- 0 | | | | |
| 9- 3 | 0- 0 | 0- 1 | NON-CONFERENCE | 1- 2 | 0- 0 | 8- 0 | | | | |
| 5- 0 | 0- 0 | 0- 0 | HOME | 1- 0 | 0- 0 | 4- 0 | | | | |
| 4- 3 | 0- 0 | 0- 1 | AWAY | 0- 2 | 0- 0 | 4- 0 | | | | |
| 0- 0 | 0- 0 | 0- 0 | NEUTRAL | 0- 0 | 0- 0 | 0- 0 | | | | |
| 0- 1 | 0- 1 | 0- 0 | CONFERENCE | 0- 0 | 0- 0 | 0- 0 | | | | |
| 0- 1 | 0- 1 | 0- 0 | HOME | 0- 0 | 0- 0 | 0- 0 | | | | |
| 0- 0 | 0- 0 | 0- 0 | AWAY | 0- 0 | 0- 0 | 0- 0 | | | | |
| 0- 0 | 0- 0 | 0- 0 | NEUTRAL | 0- 0 | 0- 0 | 0- 0 | | | | |

| RPI 1-25 | | | | RPI 26-50 | | | | RPI 51-100 | | | | RPI 101+ Team's RPI: 120 | | | |
|--------------------|---|-----------|-------|-----------|---|-----------|-------|------------|---|----------------|-------|--------------------------|---|----------------|-------|
| RPI | S | Opponent | Score | RPI | S | Opponent | Score | RPI | S | Opponent | Score | RPI | S | Opponent | Score |
| 21 | H | Princeton | 55 75 | 36 | A | Duke | 50 66 | 54 | A | Temple | 72 76 | 184 | A | Saint Joseph's | 55 45 |
| | | | | | | | | 69 | H | Drexel | 53 49 | 187 | A | Hawaii | 70 55 |
| | | | | | | | | 88 | A | Villanova | 58 70 | 198 | A | La Salle | 65 49 |
| | | | | | | | | | | | | 225 | H | Iona | 74 42 |
| | | | | | | | | | | | | 243 | H | Stetson | 81 41 |
| | | | | | | | | | | | | 304 | H | Siena | 92 44 |
| | | | | | | | | | | | | 329 | A | NJIT | 85 51 |
| | | | | | | | | | | | | 345 | H | Hartford | 74 46 |
| LAST 10 Division I | | | | | | | | | | | | | | | |
| | | | | 54 | A | Temple | 72 76 | 243 | H | Stetson | 81 41 | | | | |
| | | | | 88 | A | Villanova | 58 70 | 198 | A | La Salle | 65 49 | | | | |
| | | | | 21 | H | Princeton | 55 75 | 345 | H | Hartford | 74 46 | | | | |
| | | | | 187 | A | Hawaii | 70 55 | 36 | A | Duke | 50 66 | | | | |
| | | | | 69 | H | Drexel | 53 49 | 184 | A | Saint Joseph's | 55 45 | | | | |

Non-Div I Games: Chaminade 90 39

Penn

| | | | | | | | | | | |
|-------------------|----------|-----------|----------------|------------|-------------|---------------|------|------|-------|-----------|
| Average RPI Win: | 207 | WON-LOST | WINNING | LAST 10 | STRENGTH OF | OPP. STRENGTH | TEAM | ADJ. | CONF. | ADJ CONF. |
| Average RPI Loss: | 88 | RECORD | PCT. RANK | GAMES | SCHEDULE | OF SCHEDULE | RPI | RPI | RPI | RPI |
| DIV. I ONLY | 7- 13 | 255 | 2-8 | 70 | 68 | 188 | 188 | 2 | 2 | |
| DIV. I NON-CONF. | 6- 5 | 151 | 1-0 | 215 | 255 | 211 | 211 | 2 | 2 | |
| TOTALS | RPI 1-25 | RPI 26-50 | W-L RECORDS | RPI 51-100 | RPI 101-150 | RPI 150+ | | | | |
| 7- 13 | 0- 4 | 0- 3 | OVERALL | 1- 2 | 1- 1 | 5- 3 | | | | |
| 5- 6 | 0- 1 | 0- 1 | HOME | 1- 2 | 1- 0 | 3- 2 | | | | |
| 1- 6 | 0- 3 | 0- 2 | AWAY | 0- 0 | 0- 1 | 1- 0 | | | | |
| 1- 1 | 0- 0 | 0- 0 | NEUTRAL | 0- 0 | 0- 0 | 1- 1 | | | | |
| 6- 5 | 0- 1 | 0- 0 | NON-CONFERENCE | 0- 1 | 1- 0 | 5- 3 | | | | |
| 4- 3 | 0- 0 | 0- 0 | HOME | 0- 1 | 1- 0 | 3- 2 | | | | |
| 1- 1 | 0- 1 | 0- 0 | AWAY | 0- 0 | 0- 0 | 1- 0 | | | | |
| 1- 1 | 0- 0 | 0- 0 | NEUTRAL | 0- 0 | 0- 0 | 1- 1 | | | | |
| 1- 8 | 0- 3 | 0- 3 | CONFERENCE | 1- 1 | 0- 1 | 0- 0 | | | | |
| 1- 3 | 0- 1 | 0- 1 | HOME | 1- 1 | 0- 0 | 0- 0 | | | | |
| 0- 5 | 0- 2 | 0- 2 | AWAY | 0- 0 | 0- 1 | 0- 0 | | | | |
| 0- 0 | 0- 0 | 0- 0 | NEUTRAL | 0- 0 | 0- 0 | 0- 0 | | | | |

| RPI 1-25 | | | | RPI 26-50 | | | | RPI 51-100 | | | | RPI 101+ Team's RPI: 188 | | | |
|--------------------|---|--------------|-------|-----------|---|--------------|-------|------------|---|--------------|-------|--------------------------|---|----------------|-------|
| RPI | S | Opponent | Score | RPI | S | Opponent | Score | RPI | S | Opponent | Score | RPI | S | Opponent | Score |
| 14 | H | Indiana | 60 76 | 29 | A | Purdue | 68 81 | 70 | H | Minnesota | 74 81 | 117 | H | Fordham | 72 59 |
| 15 | A | Northwestern | 59 85 | 41 | H | Rutgers | 57 62 | 94 | H | Michigan St. | 86 73 | 119 | A | Wisconsin | 65 71 |
| 21 | A | Princeton | 55 72 | 48 | A | Michigan | 48 82 | 95 | H | Rider | 70 78 | 173 | H | Clemson | 68 55 |
| 25 | A | Ohio St. | 70 80 | | | | | | | | | 178 | A | Towson | 73 67 |
| | | | | | | | | | | | | 198 | H | La Salle | 67 69 |
| | | | | | | | | | | | | 212 | H | George Mason | 68 78 |
| | | | | | | | | | | | | 263 | N | Long Beach St. | 56 64 |
| | | | | | | | | | | | | 272 | H | Sacred Heart | 88 65 |
| | | | | | | | | | | | | 285 | H | Pittsburgh | 78 73 |
| | | | | | | | | | | | | 327 | N | N.C. Central | 92 68 |
| LAST 10 Division I | | | | | | | | | | | | | | | |
| 29 | A | Purdue | 68 81 | 94 | H | Michigan St. | 86 73 | | | | | | | | |
| 14 | H | Indiana | 60 76 | 119 | A | Wisconsin | 65 71 | | | | | | | | |
| 15 | A | Northwestern | 59 85 | 48 | A | Michigan | 48 82 | | | | | | | | |
| 41 | H | Rutgers | 57 62 | 70 | H | Minnesota | 74 81 | | | | | | | | |
| 25 | A | Ohio St. | 70 80 | 272 | H | Sacred Heart | 88 65 | | | | | | | | |

Non-Div I Games:

Penn St.

■ Loss,
■ Non-Conf,
■ S Site,
■ H Home
■ A Away
N Neutral

Pepperdine

Through Games Of Jan. 26, 2020

| | | | | | | | | | | |
|-------------------|----------|-----------|----------------|------------|-------------|---------------|------|------|-------|-----------|
| Average RPI Win: | 239 | WON-LOST | WINNING | LAST 10 | STRENGTH OF | OPP. STRENGTH | TEAM | ADJ. | CONF. | ADJ CONF. |
| Average RPI Loss: | 131 | RECORD | PCT. RANK | GAMES | SCHEDULE | OF SCHEDULE | RPI | RPI | RPI | RPI |
| DIV. I ONLY | 7- 10 | 228 | 3-7 | 248 | 108 | 246 | 246 | 11 | 11 | |
| DIV. I NON-CONF. | 4- 4 | 164 | 0-1 | 329 | 167 | 262 | 262 | 11 | 11 | |
| TOTALS | RPI 1-25 | RPI 26-50 | W-L RECORDS | RPI 51-100 | RPI 101-150 | RPI 150+ | | | | |
| 7- 10 | 0- 1 | 0- 0 | OVERALL | 0- 2 | 1- 3 | 6- 4 | | | | |
| 5- 4 | 0- 0 | 0- 0 | HOME | 0- 1 | 1- 0 | 4- 3 | | | | |
| 2- 6 | 0- 1 | 0- 0 | AWAY | 0- 1 | 0- 3 | 2- 1 | | | | |
| 0- 0 | 0- 0 | 0- 0 | NEUTRAL | 0- 0 | 0- 0 | 0- 0 | | | | |
| 4- 4 | 0- 0 | 0- 0 | NON-CONFERENCE | 0- 1 | 0- 1 | 4- 2 | | | | |
| 2- 2 | 0- 0 | 0- 0 | HOME | 0- 0 | 0- 0 | 2- 2 | | | | |
| 2- 2 | 0- 0 | 0- 0 | AWAY | 0- 1 | 0- 1 | 2- 0 | | | | |
| 0- 0 | 0- 0 | 0- 0 | NEUTRAL | 0- 0 | 0- 0 | 0- 0 | | | | |
| 3- 6 | 0- 1 | 0- 0 | CONFERENCE | 0- 1 | 1- 2 | 2- 2 | | | | |
| 3- 2 | 0- 0 | 0- 0 | HOME | 0- 1 | 1- 0 | 2- 1 | | | | |
| 0- 4 | 0- 1 | 0- 0 | AWAY | 0- 0 | 0- 2 | 0- 1 | | | | |
| 0- 0 | 0- 0 | 0- 0 | NEUTRAL | 0- 0 | 0- 0 | 0- 0 | | | | |

| RPI 1-25 | | | | RPI 26-50 | | | | RPI 51-100 | | | | RPI 101+ Team's RPI: 246 | | | |
|--------------------|---|---------------|-------|-----------|---|-------------------|-------|------------|---|----------------|-------|--------------------------|---|-------------------|-------|
| RPI | S | Opponent | Score | RPI | S | Opponent | Score | RPI | S | Opponent | Score | RPI | S | Opponent | Score |
| 10 | A | Gonzaga | 36 70 | | | | | 80 | H | BYU | 47 65 | 106 | A | Pacific | 63 64 |
| | | | | | | | | 85 | A | Washington St. | 48 85 | 110 | A | Boise St. | 74 76 |
| | | | | | | | | | | | | 123 | A | Portland | 67 69 |
| | | | | | | | | | | | | 147 | H | San Diego | 73 57 |
| | | | | | | | | | | | | 168 | H | Santa Clara | 79 71 |
| | | | | | | | | | | | | 177 | A | Saint Mary's (CA) | 78 85 |
| | | | | | | | | | | | | 185 | H | UNLV | 44 69 |
| | | | | | | | | | | | | 187 | H | Hawaii | 51 52 |
| | | | | | | | | | | | | 191 | H | UC Davis | 70 67 |
| | | | | | | | | | | | | 232 | H | San Francisco | 82 70 |
| | | | | | | | | | | | | 245 | H | LMU (CA) | 77 84 |
| | | | | | | | | | | | | 289 | A | Eastern Wash. | 53 52 |
| | | | | | | | | | | | | 310 | A | New Mexico St. | 72 69 |
| | | | | | | | | | | | | 334 | H | Cal Poly | 63 53 |
| LAST 10 Division I | | | | | | | | | | | | | | | |
| 123 | A | Portland | 67 69 | 106 | A | Pacific | 63 64 | | | | | | | | |
| 10 | A | Gonzaga | 36 70 | 177 | A | Saint Mary's (CA) | 78 85 | | | | | | | | |
| 245 | H | LMU (CA) | 77 84 | 80 | H | BYU | 47 65 | | | | | | | | |
| 232 | H | San Francisco | 82 70 | 147 | H | San Diego | 73 57 | | | | | | | | |
| 168 | H | Santa Clara | 79 71 | 110 | A | Boise St. | 74 76 | | | | | | | | |

Non-Div I Games: Concordia (CA) 76 57 Cal St. L.A. 79 56

Pepperdine

Loss, Non-Conf, S Site, H Home A Away N Neutral

Pittsburgh

Through Games Of Jan. 26, 2020

| | | | | | | | | | | |
|-------------------|----------|-----------|----------------|------------|-------------|---------------|------|------|-------|-----------|
| Average RPI Win: | 318 | WON-LOST | WINNING | LAST 10 | STRENGTH OF | OPP. STRENGTH | TEAM | ADJ. | CONF. | ADJ CONF. |
| Average RPI Loss: | 103 | RECORD | PCT. RANK | GAMES | SCHEDULE | OF SCHEDULE | RPI | RPI | RPI | RPI |
| DIV. I ONLY | 3- 16 | 324 | 0-10 | 103 | 111 | 285 | 285 | 5 | 5 | |
| DIV. I NON-CONF. | 3- 8 | 268 | 0-2 | 229 | 262 | 305 | 305 | 3 | 3 | |
| TOTALS | RPI 1-25 | RPI 26-50 | W-L RECORDS | RPI 51-100 | RPI 101-150 | RPI 150+ | | | | |
| 3- 16 | 0- 2 | 0- 1 | OVERALL | 0- 5 | 0- 4 | 3- 4 | | | | |
| 2- 8 | 0- 1 | 0- 0 | HOME | 0- 2 | 0- 3 | 2- 2 | | | | |
| 0- 7 | 0- 1 | 0- 1 | AWAY | 0- 2 | 0- 1 | 0- 2 | | | | |
| 1- 1 | 0- 0 | 0- 0 | NEUTRAL | 0- 1 | 0- 0 | 1- 0 | | | | |
| 3- 8 | 0- 0 | 0- 0 | NON-CONFERENCE | 0- 3 | 0- 2 | 3- 3 | | | | |
| 2- 4 | 0- 0 | 0- 0 | HOME | 0- 1 | 0- 1 | 2- 2 | | | | |
| 0- 3 | 0- 0 | 0- 0 | AWAY | 0- 1 | 0- 1 | 0- 1 | | | | |
| 1- 1 | 0- 0 | 0- 0 | NEUTRAL | 0- 1 | 0- 0 | 1- 0 | | | | |
| 0- 8 | 0- 2 | 0- 1 | CONFERENCE | 0- 2 | 0- 2 | 0- 1 | | | | |
| 0- 4 | 0- 1 | 0- 0 | HOME | 0- 1 | 0- 2 | 0- 0 | | | | |
| 0- 4 | 0- 1 | 0- 1 | AWAY | 0- 1 | 0- 0 | 0- 1 | | | | |
| 0- 0 | 0- 0 | 0- 0 | NEUTRAL | 0- 0 | 0- 0 | 0- 0 | | | | |

| RPI 1-25 | | | | RPI 26-50 | | | | RPI 51-100 | | | | RPI 101+ Team's RPI: 285 | | | |
|--------------------|---|---------------|-------|-----------|---|----------------|-------|------------|---|----------------|-------|--------------------------|---|---------------------|-------|
| RPI | S | Opponent | Score | RPI | S | Opponent | Score | RPI | S | Opponent | Score | RPI | S | Opponent | Score |
| 3 | A | Louisville | 49 83 | 26 | A | Virginia Tech | 56 68 | 57 | A | North Carolina | 62 70 | 103 | A | Cincinnati | 53 69 |
| 19 | H | NC State | 44 88 | | | | | 58 | A | UCF | 58 74 | 109 | H | Duquesne | 62 81 |
| | | | | | | | | 77 | N | Ohio | 50 72 | 114 | H | Syracuse | 51 69 |
| | | | | | | | | 89 | H | Boston College | 70 79 | 127 | H | Notre Dame | 52 60 |
| | | | | | | | | 96 | H | Stony Brook | 56 59 | 173 | A | Clemson | 67 75 |
| | | | | | | | | | | | | 188 | A | Penn St. | 73 78 |
| | | | | | | | | | | | | 189 | H | Miami (OH) | 71 80 |
| | | | | | | | | | | | | 221 | H | Georgetown | 56 66 |
| | | | | | | | | | | | | 275 | N | Ole Miss | 58 50 |
| | | | | | | | | | | | | 335 | H | Fairleigh Dickinson | 69 60 |
| | | | | | | | | | | | | 344 | H | Central Conn. St. | 81 73 |
| LAST 10 Division I | | | | | | | | | | | | | | | |
| 3 | A | Louisville | 49 83 | 89 | H | Boston College | 70 79 | | | | | | | | |
| 19 | H | NC State | 44 88 | 127 | H | Notre Dame | 52 60 | | | | | | | | |
| 114 | H | Syracuse | 51 69 | 57 | A | North Carolina | 62 70 | | | | | | | | |
| 173 | A | Clemson | 67 75 | 103 | A | Cincinnati | 53 69 | | | | | | | | |
| 26 | A | Virginia Tech | 56 68 | 189 | H | Miami (OH) | 71 80 | | | | | | | | |

Non-Div I Games:

Pittsburgh

■ Loss,
 ■ Non-Conf,
 ■ S Site,
 ■ H Home
 ■ A Away
 N Neutral

| | | | | | | | | | |
|------------------------------|----------|-----------|----------------|-------------|---------------|----------|------|-------|-----------|
| Average RPI Win: 216 | WON-LOST | WINNING | LAST 10 | STRENGTH OF | OPP. STRENGTH | TEAM | ADJ. | CONF. | ADJ CONF. |
| Average RPI Loss: 126 | RECORD | PCT. RANK | GAMES | SCHEDULE | OF SCHEDULE | RPI | RPI | RPI | RPI |
| DIV. I ONLY | 11- 7 | 108 | 6-4 | 154 | 180 | 123 | 123 | 11 | 11 |
| DIV. I NON-CONF. | 5- 4 | 140 | 0-1 | 186 | 320 | 179 | 179 | 11 | 11 |
| TOTALS | RPI 1-25 | RPI 26-50 | W-L RECORDS | RPI 51-100 | RPI 101-150 | RPI 150+ | | | |
| 11- 7 | 0- 1 | 0- 0 | OVERALL | 2- 1 | 0- 3 | 9- 2 | | | |
| 5- 4 | 0- 0 | 0- 0 | HOME | 1- 1 | 0- 2 | 4- 1 | | | |
| 6- 3 | 0- 1 | 0- 0 | AWAY | 1- 0 | 0- 1 | 5- 1 | | | |
| 0- 0 | 0- 0 | 0- 0 | NEUTRAL | 0- 0 | 0- 0 | 0- 0 | | | |
| 5- 4 | 0- 0 | 0- 0 | NON-CONFERENCE | 1- 1 | 0- 1 | 4- 2 | | | |
| 2- 3 | 0- 0 | 0- 0 | HOME | 1- 1 | 0- 1 | 1- 1 | | | |
| 3- 1 | 0- 0 | 0- 0 | AWAY | 0- 0 | 0- 0 | 3- 1 | | | |
| 0- 0 | 0- 0 | 0- 0 | NEUTRAL | 0- 0 | 0- 0 | 0- 0 | | | |
| 6- 3 | 0- 1 | 0- 0 | CONFERENCE | 1- 0 | 0- 2 | 5- 0 | | | |
| 3- 1 | 0- 0 | 0- 0 | HOME | 0- 0 | 0- 1 | 3- 0 | | | |
| 3- 2 | 0- 1 | 0- 0 | AWAY | 1- 0 | 0- 1 | 2- 0 | | | |
| 0- 0 | 0- 0 | 0- 0 | NEUTRAL | 0- 0 | 0- 0 | 0- 0 | | | |

| RPI 1-25 | | | | RPI 26-50 | | | | RPI 51-100 | | | | RPI 101+ Team's RPI: 123 | | | |
|--------------------|---|-------------------|--------------|-----------|---|--------------|--------------|------------|---|-------------------|--------------|--------------------------|---|-------------------|--------------|
| RPI | S | Opponent | Score | RPI | S | Opponent | Score | RPI | S | Opponent | Score | RPI | S | Opponent | Score |
| 10 | A | Gonzaga | 57 62 | | | | | 71 | H | Fresno St. | 75 64 | 102 | H | Loyola Chicago | 64 78 |
| | | | | | | | | 80 | A | BYU | 57 48 | 106 | H | Pacific | 73 77 |
| | | | | | | | | 81 | H | Abilene Christian | 69 76 | 147 | A | San Diego | 55 74 |
| | | | | | | | | | | | | 168 | A | Santa Clara | 80 77 |
| | | | | | | | | | | | | 177 | H | Saint Mary's (CA) | 78 65 |
| | | | | | | | | | | | | 186 | H | Portland St. | 71 77 |
| | | | | | | | | | | | | 232 | A | San Francisco | 73 66 |
| | | | | | | | | | | | | 245 | H | LMU (CA) | 74 49 |
| | | | | | | | | | | | | 246 | H | Pepperdine | 69 67 |
| | | | | | | | | | | | | 248 | A | CSUN | 64 73 |
| | | | | | | | | | | | | 253 | H | Grand Canyon | 73 41 |
| | | | | | | | | | | | | 282 | A | Utah St. | 70 64 |
| | | | | | | | | | | | | 301 | A | Weber St. | 78 59 |
| | | | | | | | | | | | | 316 | A | Air Force | 72 56 |
| LAST 10 Division I | | | | | | | | | | | | | | | |
| 246 | H | Pepperdine | 69 67 | 106 | H | Pacific | 73 77 | | | | | | | | |
| 245 | H | LMU (CA) | 74 49 | 80 | A | BYU | 57 48 | | | | | | | | |
| 168 | A | Santa Clara | 80 77 | 147 | A | San Diego | 55 74 | | | | | | | | |
| 232 | A | San Francisco | 73 66 | 10 | A | Gonzaga | 57 62 | | | | | | | | |
| 177 | H | Saint Mary's (CA) | 78 65 | 186 | H | Portland St. | 71 77 | | | | | | | | |

Non-Div I Games: Warner Pacific 78 36 Willamette 82 42

Portland

■ Loss,
 ■ Non-Conf, S Site,
 ■ Home
 ■ Away
 N Neutral

| | | | | | | | | | | |
|-------------------|----------|-----------|----------------|------------|-------------|---------------|------|------|-------|-----------|
| Average RPI Win: | 227 | WON-LOST | WINNING | LAST 10 | STRENGTH OF | OPP. STRENGTH | TEAM | ADJ. | CONF. | ADJ CONF. |
| Average RPI Loss: | 191 | RECORD | PCT. RANK | GAMES | SCHEDULE | OF SCHEDULE | RPI | RPI | RPI | RPI |
| DIV. I ONLY | 11- 8 | 128 | 6-4 | 263 | 267 | 186 | 186 | 19 | 19 | |
| DIV. I NON-CONF. | 5- 4 | 140 | 0 | 207 | 291 | 152 | 152 | 17 | 17 | |
| TOTALS | RPI 1-25 | RPI 26-50 | W-L RECORDS | RPI 51-100 | RPI 101-150 | RPI 150+ | | | | |
| 11- 8 | 0- 0 | 0- 0 | OVERALL | 0- 1 | 2- 2 | 9- 5 | | | | |
| 6- 3 | 0- 0 | 0- 0 | HOME | 0- 1 | 1- 1 | 5- 1 | | | | |
| 5- 4 | 0- 0 | 0- 0 | AWAY | 0- 0 | 1- 1 | 4- 3 | | | | |
| 0- 1 | 0- 0 | 0- 0 | NEUTRAL | 0- 0 | 0- 0 | 0- 1 | | | | |
| 5- 4 | 0- 0 | 0- 0 | NON-CONFERENCE | 0- 1 | 1- 1 | 4- 2 | | | | |
| 2- 1 | 0- 0 | 0- 0 | HOME | 0- 1 | 0- 0 | 2- 0 | | | | |
| 3- 2 | 0- 0 | 0- 0 | AWAY | 0- 0 | 1- 1 | 2- 1 | | | | |
| 0- 1 | 0- 0 | 0- 0 | NEUTRAL | 0- 0 | 0- 0 | 0- 1 | | | | |
| 6- 4 | 0- 0 | 0- 0 | CONFERENCE | 0- 0 | 1- 1 | 5- 3 | | | | |
| 4- 2 | 0- 0 | 0- 0 | HOME | 0- 0 | 1- 1 | 3- 1 | | | | |
| 2- 2 | 0- 0 | 0- 0 | AWAY | 0- 0 | 0- 0 | 2- 2 | | | | |
| 0- 0 | 0- 0 | 0- 0 | NEUTRAL | 0- 0 | 0- 0 | 0- 0 | | | | |

| RPI 1-25 | | | RPI 26-50 | | | RPI 51-100 | | | RPI 101+ | | | Team's RPI: 186 |
|--------------------|---|----------|-----------|-----|---|------------|------------------|-----|----------|----------|------------------|-----------------|
| RPI | S | Opponent | Score | RPI | S | Opponent | Score | RPI | S | Opponent | Score | |
| | | | | | | 51 | H Tennessee | 61 | 88 | 104 | H Idaho | 74 53 |
| | | | | | | | | | | 110 | A Boise St. | 57 82 |
| | | | | | | | | | | 116 | H Montana St. | 62 73 |
| | | | | | | | | | | 123 | A Portland | 77 71 |
| | | | | | | | | | | 191 | A UC Davis | 76 70 |
| | | | | | | | | | | 194 | H Montana | 78 65 |
| | | | | | | | | | | 203 | A Southern Utah | 58 71 |
| | | | | | | | | | | 204 | A Northern Colo. | 58 77 |
| | | | | | | | | | | 206 | H Northern Ariz. | 66 54 |
| | | | | | | | | | | 227 | A UMKC | 69 87 |
| | | | | | | | | | | 253 | H Grand Canyon | 69 46 |
| | | | | | | | | | | 256 | A Idaho St. | 69 64 |
| | | | | | | | | | | 287 | H Nevada | 80 75 |
| | | | | | | | | | | 289 | H Eastern Wash. | 75 58 |
| | | | | | | | | | | 297 | A UC Irvine | 70 61 |
| | | | | | | | | | | 297 | N UC Irvine | 75 83 |
| | | | | | | | | | | 301 | A Weber St. | 76 57 |
| | | | | | | | | | | 317 | H Sacramento St. | 70 73 |
| LAST 10 Division I | | | | | | | | | | | | |
| | | | | | | 206 | H Northern Ariz. | 66 | 54 | 116 | H Montana St. | 62 73 |
| | | | | | | 317 | H Sacramento St. | 70 | 73 | 289 | H Eastern Wash. | 75 58 |
| | | | | | | 301 | A Weber St. | 76 | 57 | 104 | H Idaho | 74 53 |
| | | | | | | 256 | A Idaho St. | 69 | 64 | 203 | A Southern Utah | 58 71 |
| | | | | | | 194 | H Montana | 78 | 65 | 204 | A Northern Colo. | 58 77 |

Non-Div I Games: Multnomah 104 48

Portland St.

■ Loss,
■ Non-Conf,
■ S Site,
■ H Home
■ A Away
N Neutral

Prairie View

Through Games Of Jan. 26, 2020

| Average RPI Win: | 331 | WON-LOST | WINNING | LAST 10 | STRENGTH OF | OPP. STRENGTH | TEAM | ADJ. | CONF. | ADJ CONF. |
|-------------------|----------|-----------|----------------|------------|-------------|---------------|------|------|-------|-----------|
| Average RPI Loss: | 137 | RECORD | PCT. RANK | GAMES | SCHEDULE | OF SCHEDULE | RPI | RPI | RPI | RPI |
| DIV. I ONLY | 2- 13 | 331 | 2-8 | 183 | 170 | 302 | 302 | 31 | 31 | |
| DIV. I NON-CONF. | 0- 9 | 338 | 0-4 | 27 | 53 | 273 | 273 | 29 | 29 | |
| TOTALS | RPI 1-25 | RPI 26-50 | W-L RECORDS | RPI 51-100 | RPI 101-150 | RPI 150+ | | | | |
| 2- 13 | 0- 1 | 0- 2 | OVERALL | 0- 0 | 0- 5 | 2- 5 | | | | |
| 1- 3 | 0- 0 | 0- 0 | HOME | 0- 0 | 0- 1 | 1- 2 | | | | |
| 1- 8 | 0- 1 | 0- 2 | AWAY | 0- 0 | 0- 3 | 1- 2 | | | | |
| 0- 2 | 0- 0 | 0- 0 | NEUTRAL | 0- 0 | 0- 1 | 0- 1 | | | | |
| 0- 9 | 0- 1 | 0- 2 | NON-CONFERENCE | 0- 0 | 0- 4 | 0- 2 | | | | |
| 0- 1 | 0- 0 | 0- 0 | HOME | 0- 0 | 0- 1 | 0- 0 | | | | |
| 0- 6 | 0- 1 | 0- 2 | AWAY | 0- 0 | 0- 2 | 0- 1 | | | | |
| 0- 2 | 0- 0 | 0- 0 | NEUTRAL | 0- 0 | 0- 1 | 0- 1 | | | | |
| 2- 4 | 0- 0 | 0- 0 | CONFERENCE | 0- 0 | 0- 1 | 2- 3 | | | | |
| 1- 2 | 0- 0 | 0- 0 | HOME | 0- 0 | 0- 0 | 1- 2 | | | | |
| 1- 2 | 0- 0 | 0- 0 | AWAY | 0- 0 | 0- 1 | 1- 1 | | | | |
| 0- 0 | 0- 0 | 0- 0 | NEUTRAL | 0- 0 | 0- 0 | 0- 0 | | | | |

| RPI 1-25 | | | | RPI 26-50 | | | | RPI 51-100 | | | | RPI 101+ Team's RPI: 302 | | | |
|--------------------|---|-----------------|-------|-----------|---|------------|-------|------------|---|----------|-------|--------------------------|---|--------------------|-------|
| RPI | S | Opponent | Score | RPI | S | Opponent | Score | RPI | S | Opponent | Score | RPI | S | Opponent | Score |
| 18 | A | Texas A&M | 38 80 | 33 | A | Arizona | 48 83 | | | | | 101 | A | Rice | 55 77 |
| | | | | 38 | A | Oklahoma | 48 94 | | | | | 105 | A | Texas Southern | 65 88 |
| | | | | | | | | | | | | 119 | A | Wisconsin | 42 68 |
| | | | | | | | | | | | | 130 | H | Florida | 44 51 |
| | | | | | | | | | | | | 141 | N | A&M-Corpus Christi | 52 64 |
| | | | | | | | | | | | | 154 | A | Texas Tech | 48 82 |
| | | | | | | | | | | | | 170 | A | Jackson St. | 49 53 |
| | | | | | | | | | | | | 189 | N | Miami (OH) | 52 65 |
| | | | | | | | | | | | | 258 | H | Southern U. | 48 68 |
| | | | | | | | | | | | | 319 | H | Alcorn | 63 68 |
| | | | | | | | | | | | | 322 | H | Ark.-Pine Bluff | 61 51 |
| | | | | | | | | | | | | 340 | A | Grambling | 67 54 |
| LAST 10 Division I | | | | | | | | | | | | | | | |
| 322 | H | Ark.-Pine Bluff | 61 51 | 319 | H | Alcorn | 63 68 | | | | | | | | |
| 170 | A | Jackson St. | 49 53 | 119 | A | Wisconsin | 42 68 | | | | | | | | |
| 340 | A | Grambling | 67 54 | 154 | A | Texas Tech | 48 82 | | | | | | | | |
| 105 | A | Texas Southern | 65 88 | 101 | A | Rice | 55 77 | | | | | | | | |
| 258 | H | Southern U. | 48 68 | 130 | H | Florida | 44 51 | | | | | | | | |

Non-Div I Games: Huston-Tillotson 79 60 Wiley 75 42 Tex. A&M-Kingsville85 55

Prairie View

Loss, Non-Conf, S Site, H Home A Away N Neutral

Presbyterian

Through Games Of Jan. 26, 2020

| | | | | | | | | | | |
|-------------------|----------|-----------|----------------|------------|-------------|---------------|------|------|-------|-----------|
| Average RPI Win: | 292 | WON-LOST | WINNING | LAST 10 | STRENGTH OF | OPP. STRENGTH | TEAM | ADJ. | CONF. | ADJ CONF. |
| Average RPI Loss: | 200 | RECORD | PCT. RANK | GAMES | SCHEDULE | OF SCHEDULE | RPI | RPI | RPI | RPI |
| DIV. I ONLY | 4- 12 | 293 | 2-8 | 243 | 341 | 299 | 299 | 26 | 26 | |
| DIV. I NON-CONF. | 2- 5 | 259 | 0-1 | 272 | 260 | 289 | 289 | 27 | 27 | |
| TOTALS | RPI 1-25 | RPI 26-50 | W-L RECORDS | RPI 51-100 | RPI 101-150 | RPI 150+ | | | | |
| 4- 12 | 0- 0 | 0- 1 | OVERALL | 0- 0 | 0- 3 | 4- 8 | | | | |
| 2- 4 | 0- 0 | 0- 0 | HOME | 0- 0 | 0- 1 | 2- 3 | | | | |
| 2- 8 | 0- 0 | 0- 1 | AWAY | 0- 0 | 0- 2 | 2- 5 | | | | |
| 0- 0 | 0- 0 | 0- 0 | NEUTRAL | 0- 0 | 0- 0 | 0- 0 | | | | |
| 2- 5 | 0- 0 | 0- 1 | NON-CONFERENCE | 0- 0 | 0- 2 | 2- 2 | | | | |
| 1- 1 | 0- 0 | 0- 0 | HOME | 0- 0 | 0- 0 | 1- 1 | | | | |
| 1- 4 | 0- 0 | 0- 1 | AWAY | 0- 0 | 0- 2 | 1- 1 | | | | |
| 0- 0 | 0- 0 | 0- 0 | NEUTRAL | 0- 0 | 0- 0 | 0- 0 | | | | |
| 2- 7 | 0- 0 | 0- 0 | CONFERENCE | 0- 0 | 0- 1 | 2- 6 | | | | |
| 1- 3 | 0- 0 | 0- 0 | HOME | 0- 0 | 0- 1 | 1- 2 | | | | |
| 1- 4 | 0- 0 | 0- 0 | AWAY | 0- 0 | 0- 0 | 1- 4 | | | | |
| 0- 0 | 0- 0 | 0- 0 | NEUTRAL | 0- 0 | 0- 0 | 0- 0 | | | | |

| RPI 1-25 | | | RPI 26-50 | | | RPI 51-100 | | | RPI 101+ | | | Team's RPI: 299 |
|--------------------|---|----------|-----------|-----|---|---------------|-------|-----|----------|--------------------|-------|-----------------|
| RPI | S | Opponent | Score | RPI | S | Opponent | Score | RPI | S | Opponent | Score | |
| | | | | 39 | A | West Virginia | 40 56 | | | | | |
| | | | | | | | | 130 | A | Florida | 46 60 | |
| | | | | | | | | 142 | H | Campbell | 47 53 | |
| | | | | | | | | 148 | A | Illinois | 52 71 | |
| | | | | | | | | 183 | H | Hampton | 42 71 | |
| | | | | | | | | 208 | A | High Point | 55 60 | |
| | | | | | | | | 230 | A | Radford | 42 54 | |
| | | | | | | | | 237 | A | Gardner-Webb | 56 53 | |
| | | | | | | | | 241 | H | Col. of Charleston | 58 54 | |
| | | | | | | | | 249 | A | Winthrop | 54 61 | |
| | | | | | | | | 254 | H | UNCW | 60 70 | |
| | | | | | | | | 257 | A | UNC Asheville | 39 54 | |
| | | | | | | | | 270 | H | Longwood | 60 71 | |
| | | | | | | | | 284 | A | Wofford | 60 67 | |
| | | | | | | | | 341 | H | USC Upstate | 55 42 | |
| | | | | | | | | 349 | A | South Carolina St. | 70 49 | |
| LAST 10 Division I | | | | | | | | | | | | |
| | | | | 341 | H | USC Upstate | 55 42 | | | | | |
| | | | | 208 | A | High Point | 55 60 | | | | | |
| | | | | 142 | H | Campbell | 47 53 | | | | | |
| | | | | 237 | A | Gardner-Webb | 56 53 | | | | | |
| | | | | 249 | A | Winthrop | 54 61 | | | | | |
| | | | | 183 | H | Hampton | 42 71 | | | | | |
| | | | | 270 | H | Longwood | 60 71 | | | | | |
| | | | | 230 | A | Radford | 42 54 | | | | | |
| | | | | 257 | A | UNC Asheville | 39 54 | | | | | |
| | | | | 254 | H | UNCW | 60 70 | | | | | |

Non-Div I Games: William Peace 72 35 Brevard 74 45

Presbyterian

Loss, Non-Conf, S Site, H Home A Away N Neutral

| | | | | | | | | | | |
|-------------------|----------|-----------|----------------|------------|-------------|---------------|------|------|-------|-----------|
| Average RPI Win: | 169 | WON-LOST | WINNING | LAST 10 | STRENGTH OF | OPP. STRENGTH | TEAM | ADJ. | CONF. | ADJ CONF. |
| Average RPI Loss: | 4 | RECORD | PCT. RANK | GAMES | SCHEDULE | OF SCHEDULE | RPI | RPI | RPI | RPI |
| DIV. I ONLY | 13- 1 | 9 | 9-1 | 105 | 113 | 21 | 21 | 8 | 8 | |
| DIV. I NON-CONF. | 12- 1 | 9 | 8-1 | 148 | 78 | 20 | 20 | 9 | 9 | |
| TOTALS | RPI 1-25 | RPI 26-50 | W-L RECORDS | RPI 51-100 | RPI 101-150 | RPI 150+ | | | | |
| 13- 1 | 0- 1 | 1- 0 | OVERALL | 4- 0 | 3- 0 | 5- 0 | | | | |
| 7- 0 | 0- 0 | 1- 0 | HOME | 1- 0 | 0- 0 | 5- 0 | | | | |
| 6- 1 | 0- 1 | 0- 0 | AWAY | 3- 0 | 3- 0 | 0- 0 | | | | |
| 0- 0 | 0- 0 | 0- 0 | NEUTRAL | 0- 0 | 0- 0 | 0- 0 | | | | |
| 12- 1 | 0- 1 | 1- 0 | NON-CONFERENCE | 4- 0 | 2- 0 | 5- 0 | | | | |
| 7- 0 | 0- 0 | 1- 0 | HOME | 1- 0 | 0- 0 | 5- 0 | | | | |
| 5- 1 | 0- 1 | 0- 0 | AWAY | 3- 0 | 2- 0 | 0- 0 | | | | |
| 0- 0 | 0- 0 | 0- 0 | NEUTRAL | 0- 0 | 0- 0 | 0- 0 | | | | |
| 1- 0 | 0- 0 | 0- 0 | CONFERENCE | 0- 0 | 1- 0 | 0- 0 | | | | |
| 0- 0 | 0- 0 | 0- 0 | HOME | 0- 0 | 0- 0 | 0- 0 | | | | |
| 1- 0 | 0- 0 | 0- 0 | AWAY | 0- 0 | 1- 0 | 0- 0 | | | | |
| 0- 0 | 0- 0 | 0- 0 | NEUTRAL | 0- 0 | 0- 0 | 0- 0 | | | | |

| RPI 1-25 | | | | RPI 26-50 | | | | RPI 51-100 | | | | RPI 101+ | | | |
|--------------------|---|----------|-------|-----------|---|---------------|-------|------------|---|----------------------|-------|----------|---|----------------------|-------|
| RPI | S | Opponent | Score | RPI | S | Opponent | Score | RPI | S | Opponent | Score | RPI | S | Opponent | Score |
| 4 | A | Iowa | 75 77 | 31 | H | FGCU | 67 53 | 73 | A | Marist | 62 50 | 120 | A | Penn | 75 55 |
| | | | | | | | | 74 | A | Seton Hall | 78 76 | 145 | A | Missouri | 68 33 |
| | | | | | | | | 95 | H | Rider | 80 47 | 146 | A | George Washington | 75 50 |
| | | | | | | | | 98 | A | Saint Louis | 66 50 | 188 | H | Penn St. | 72 55 |
| | | | | | | | | | | | | 279 | H | New Hampshire | 77 37 |
| | | | | | | | | | | | | 286 | H | Monmouth | 52 40 |
| | | | | | | | | | | | | 312 | H | St. Francis Brooklyn | 76 44 |
| | | | | | | | | | | | | 345 | H | Hartford | 73 42 |
| LAST 10 Division I | | | | | | | | | | | | | | | |
| | | | | 120 | A | Penn | 75 55 | 345 | H | Hartford | 73 42 | | | | |
| | | | | 279 | H | New Hampshire | 77 37 | 73 | A | Marist | 62 50 | | | | |
| | | | | 98 | A | Saint Louis | 66 50 | 312 | H | St. Francis Brooklyn | 76 44 | | | | |
| | | | | 145 | A | Missouri | 68 33 | 286 | H | Monmouth | 52 40 | | | | |
| | | | | 188 | H | Penn St. | 72 55 | 4 | A | Iowa | 75 77 | | | | |

Non-Div I Games:

Princeton

■ Loss,
■ Non-Conf, S Site,
■ Home
■ Away
N Neutral

Providence

Through Games Of Jan. 26, 2020

| Average RPI Win: | 214 | WON-LOST | WINNING | LAST 10 | STRENGTH OF | OPP. STRENGTH | TEAM | ADJ. | CONF. | ADJ CONF. |
|-------------------|----------|-----------|----------------|------------|-------------|---------------|------|------|-------|-----------|
| Average RPI Loss: | 82 | RECORD | PCT. RANK | GAMES | SCHEDULE | OF SCHEDULE | RPI | RPI | RPI | RPI |
| DIV. I ONLY | 10- 11 | 189 | 2-8 | 141 | 84 | 131 | 131 | 6 | 6 | |
| DIV. I NON-CONF. | 9- 3 | 63 | 1-0 | 206 | 218 | 65 | 65 | 6 | 6 | |
| TOTALS | RPI 1-25 | RPI 26-50 | W-L RECORDS | RPI 51-100 | RPI 101-150 | RPI 150+ | | | | |
| 10- 11 | 0- 1 | 0- 4 | OVERALL | 2- 4 | 1- 0 | 7- 2 | | | | |
| 3- 3 | 0- 1 | 0- 1 | HOME | 1- 1 | 0- 0 | 2- 0 | | | | |
| 5- 7 | 0- 0 | 0- 3 | AWAY | 1- 2 | 1- 0 | 3- 2 | | | | |
| 2- 1 | 0- 0 | 0- 0 | NEUTRAL | 0- 1 | 0- 0 | 2- 0 | | | | |
| 9- 3 | 0- 0 | 0- 1 | NON-CONFERENCE | 2- 1 | 1- 0 | 6- 1 | | | | |
| 2- 0 | 0- 0 | 0- 0 | HOME | 1- 0 | 0- 0 | 1- 0 | | | | |
| 5- 2 | 0- 0 | 0- 1 | AWAY | 1- 0 | 1- 0 | 3- 1 | | | | |
| 2- 1 | 0- 0 | 0- 0 | NEUTRAL | 0- 1 | 0- 0 | 2- 0 | | | | |
| 1- 8 | 0- 1 | 0- 3 | CONFERENCE | 0- 3 | 0- 0 | 1- 1 | | | | |
| 1- 3 | 0- 1 | 0- 1 | HOME | 0- 1 | 0- 0 | 1- 0 | | | | |
| 0- 5 | 0- 0 | 0- 2 | AWAY | 0- 2 | 0- 0 | 0- 1 | | | | |
| 0- 0 | 0- 0 | 0- 0 | NEUTRAL | 0- 0 | 0- 0 | 0- 0 | | | | |

| RPI S | Opponent | Score | RPI S | Opponent | Score | RPI S | Opponent | Score | RPI S | Opponent | Score | Team's RPI: 131 |
|--------------------|-------------------|-------|-------|-------------------|-------|-------|------------------|-------|-------|-----------------|-------|-----------------|
| 17 | H DePaul | 67 80 | 37 | H Marquette | 50 60 | 65 | N Ball St. | 51 52 | 150 | A Massachusetts | 72 63 | |
| | | | 40 | A Creighton | 63 72 | 74 | A Seton Hall | 55 97 | 172 | N Rhode Island | 58 51 | |
| | | | 42 | A St. John's (NY) | 58 64 | 88 | A Villanova | 49 51 | 181 | A New Mexico | 68 86 | |
| | | | 44 | A Yale | 79 82 | 89 | H Boston College | 76 60 | 220 | H UMass Lowell | 63 38 | |
| | | | | | | 92 | H Butler | 47 50 | 221 | A Georgetown | 53 62 | |
| | | | | | | 97 | A Utah | 67 60 | 226 | H Xavier | 60 48 | |
| | | | | | | | | | 245 | N LMU (CA) | 48 45 | |
| | | | | | | | | | 286 | A Monmouth | 68 52 | |
| | | | | | | | | | 307 | A Bryant | 76 32 | |
| | | | | | | | | | 345 | A Hartford | 75 57 | |
| LAST 10 Division I | | | | | | | | | | | | |
| 226 | H Xavier | 60 48 | 37 | H Marquette | 50 60 | | | | | | | |
| 92 | H Butler | 47 50 | 17 | H DePaul | 67 80 | | | | | | | |
| 74 | A Seton Hall | 55 97 | 221 | A Georgetown | 53 62 | | | | | | | |
| 42 | A St. John's (NY) | 58 64 | 88 | A Villanova | 49 51 | | | | | | | |
| 40 | A Creighton | 63 72 | 245 | N LMU (CA) | 48 45 | | | | | | | |

Non-Div I Games:

Providence

Loss, Non-Conf, S Site, H Home A Away N Neutral

| | | | | | | | | | | |
|-------------------|----------|-----------|----------------|------------|-------------|---------------|------|------|-------|-----------|
| Average RPI Win: | 130 | WON-LOST | WINNING | LAST 10 | STRENGTH OF | OPP. STRENGTH | TEAM | ADJ. | CONF. | ADJ CONF. |
| Average RPI Loss: | 25 | RECORD | PCT. RANK | GAMES | SCHEDULE | OF SCHEDULE | RPI | RPI | RPI | RPI |
| DIV. I ONLY | 14- 7 | 76 | 6-4 | 16 | 6 | 29 | 29 | 2 | 2 | |
| DIV. I NON-CONF. | 9- 3 | 63 | 1-0 | 42 | 11 | 19 | 19 | 2 | 2 | |
| TOTALS | RPI 1-25 | RPI 26-50 | W-L RECORDS | RPI 51-100 | RPI 101-150 | RPI 150+ | | | | |
| 14- 7 | 1- 4 | 4- 2 | OVERALL | 0- 1 | 3- 0 | 6- 0 | | | | |
| 9- 2 | 0- 0 | 1- 1 | HOME | 0- 1 | 3- 0 | 5- 0 | | | | |
| 3- 4 | 1- 3 | 1- 1 | AWAY | 0- 0 | 0- 0 | 1- 0 | | | | |
| 2- 1 | 0- 1 | 2- 0 | NEUTRAL | 0- 0 | 0- 0 | 0- 0 | | | | |
| 9- 3 | 0- 2 | 3- 1 | NON-CONFERENCE | 0- 0 | 1- 0 | 5- 0 | | | | |
| 6- 0 | 0- 0 | 1- 0 | HOME | 0- 0 | 1- 0 | 4- 0 | | | | |
| 1- 2 | 0- 1 | 0- 1 | AWAY | 0- 0 | 0- 0 | 1- 0 | | | | |
| 2- 1 | 0- 1 | 2- 0 | NEUTRAL | 0- 0 | 0- 0 | 0- 0 | | | | |
| 5- 4 | 1- 2 | 1- 1 | CONFERENCE | 0- 1 | 2- 0 | 1- 0 | | | | |
| 3- 2 | 0- 0 | 0- 1 | HOME | 0- 1 | 2- 0 | 1- 0 | | | | |
| 2- 2 | 1- 2 | 1- 0 | AWAY | 0- 0 | 0- 0 | 0- 0 | | | | |
| 0- 0 | 0- 0 | 0- 0 | NEUTRAL | 0- 0 | 0- 0 | 0- 0 | | | | |

| RPI 1-25 | | | | RPI 26-50 | | | | Team's RPI: 29 | | | | RPI 51-100 | | | | RPI 101+ | | | |
|--------------------|---|----------------|-------|-----------|---|---------------|-------|----------------|---|---------------|-------|------------|---|---------------|-------|----------|---|----------|-------|
| RPI | S | Opponent | Score | RPI | S | Opponent | Score | RPI | S | Opponent | Score | RPI | S | Opponent | Score | RPI | S | Opponent | Score |
| 1 | A | South Carolina | 49 85 | 26 | A | Virginia Tech | 54 67 | 70 | H | Minnesota | 59 72 | 111 | H | Kent St. | 77 64 | | | | |
| 10 | N | Gonzaga | 50 63 | 27 | N | Arizona St. | 59 52 | | | | | 119 | H | Wisconsin | 72 61 | | | | |
| 14 | A | Indiana | 48 66 | 28 | H | Western Ky. | 67 50 | | | | | 148 | H | Illinois | 81 67 | | | | |
| 15 | A | Northwestern | 56 61 | 30 | N | Drake | 67 47 | | | | | 188 | H | Penn St. | 81 68 | | | | |
| 25 | A | Ohio St. | 66 50 | 41 | H | Rutgers | 53 59 | | | | | 192 | H | Bowling Green | 81 74 | | | | |
| | | | | 50 | A | Nebraska | 76 68 | | | | | 201 | H | Northern Ill. | 68 63 | | | | |
| | | | | | | | | | | | | 205 | H | Western Ill. | 66 59 | | | | |
| | | | | | | | | | | | | 233 | A | Chattanooga | 66 34 | | | | |
| | | | | | | | | | | | | 264 | H | Milwaukee | 68 55 | | | | |
| LAST 10 Division I | | | | | | | | | | | | | | | | | | | |
| | | | | 188 | H | Penn St. | 81 68 | 14 | A | Indiana | 48 66 | | | | | | | | |
| | | | | 50 | A | Nebraska | 76 68 | 41 | H | Rutgers | 53 59 | | | | | | | | |
| | | | | 70 | H | Minnesota | 59 72 | 119 | H | Wisconsin | 72 61 | | | | | | | | |
| | | | | 148 | H | Illinois | 81 67 | 25 | A | Ohio St. | 66 50 | | | | | | | | |
| | | | | 15 | A | Northwestern | 56 61 | 192 | H | Bowling Green | 81 74 | | | | | | | | |

Non-Div I Games:

Purdue

■ Loss,
 ■ Non-Conf,
 ■ S Site,
 ■ H Home
 ■ A Away
 N Neutral

| | | | | | | | | | | |
|-------------------|----------|-----------|----------------|------------|-------------|---------------|------|------|-------|-----------|
| Average RPI Win: | 318 | WON-LOST | WINNING | LAST 10 | STRENGTH OF | OPP. STRENGTH | TEAM | ADJ. | CONF. | ADJ CONF. |
| Average RPI Loss: | 159 | RECORD | PCT. RANK | GAMES | SCHEDULE | OF SCHEDULE | RPI | RPI | RPI | RPI |
| DIV. I ONLY | 3- 15 | 319 | 2-8 | 198 | 260 | 308 | 308 | 20 | 20 | |
| DIV. I NON-CONF. | 2- 9 | 304 | 1-2 | 283 | 278 | 334 | 334 | 19 | 19 | |
| TOTALS | RPI 1-25 | RPI 26-50 | W-L RECORDS | RPI 51-100 | RPI 101-150 | RPI 150+ | | | | |
| 3- 15 | 0- 0 | 0- 2 | OVERALL | 0- 3 | 0- 1 | 3- 9 | | | | |
| 2- 5 | 0- 0 | 0- 1 | HOME | 0- 2 | 0- 0 | 2- 2 | | | | |
| 1- 7 | 0- 0 | 0- 1 | AWAY | 0- 1 | 0- 0 | 1- 5 | | | | |
| 0- 3 | 0- 0 | 0- 0 | NEUTRAL | 0- 0 | 0- 1 | 0- 2 | | | | |
| 2- 9 | 0- 0 | 0- 0 | NON-CONFERENCE | 0- 2 | 0- 1 | 2- 6 | | | | |
| 2- 2 | 0- 0 | 0- 0 | HOME | 0- 1 | 0- 0 | 2- 1 | | | | |
| 0- 4 | 0- 0 | 0- 0 | AWAY | 0- 1 | 0- 0 | 0- 3 | | | | |
| 0- 3 | 0- 0 | 0- 0 | NEUTRAL | 0- 0 | 0- 1 | 0- 2 | | | | |
| 1- 6 | 0- 0 | 0- 2 | CONFERENCE | 0- 1 | 0- 0 | 1- 3 | | | | |
| 0- 3 | 0- 0 | 0- 1 | HOME | 0- 1 | 0- 0 | 0- 1 | | | | |
| 1- 3 | 0- 0 | 0- 1 | AWAY | 0- 0 | 0- 0 | 1- 2 | | | | |
| 0- 0 | 0- 0 | 0- 0 | NEUTRAL | 0- 0 | 0- 0 | 0- 0 | | | | |

| RPI S | Opponent | Score | RPI S | Opponent | Score | RPI S | Opponent | Score | RPI S | Opponent | Score | Team's RPI: 308 |
|--------------------|--------------------|--------|-------|-----------------|-------|-------|--------------------|--------|-------|---------------------|-------|-----------------|
| 49 | A South Dakota | 25 79 | 49 | H South Dakota | 41 62 | 65 | H Ball St. | 52 83 | 111 | N Kent St. | 67 75 | |
| | | | | | | 90 | H South Dakota St. | 69 100 | 152 | H Southeast Mo. St. | 48 58 | |
| | | | | | | 92 | A Butler | 58 85 | 154 | N Texas Tech | 48 82 | |
| | | | | | | | | | 179 | A Eastern Mich. | 40 64 | |
| | | | | | | | | | 193 | A North Dakota | 85 91 | |
| | | | | | | | | | 196 | A Akron | 53 64 | |
| | | | | | | | | | 205 | A Western Ill. | 68 79 | |
| | | | | | | | | | 251 | H Oral Roberts | 73 79 | |
| | | | | | | | | | 286 | N Monmouth | 46 60 | |
| | | | | | | | | | 300 | A Omaha | 58 57 | |
| | | | | | | | | | 315 | H Evansville | 67 64 | |
| | | | | | | | | | 320 | A SIUE | 53 57 | |
| | | | | | | | | | 338 | H UIC | 61 50 | |
| LAST 10 Division I | | | | | | | | | | | | |
| 300 | A Omaha | 58 57 | 193 | A North Dakota | 85 91 | | | | | | | |
| 49 | A South Dakota | 25 79 | 49 | H South Dakota | 41 62 | | | | | | | |
| 251 | H Oral Roberts | 73 79 | 92 | A Butler | 58 85 | | | | | | | |
| 90 | H South Dakota St. | 69 100 | 315 | H Evansville | 67 64 | | | | | | | |
| 205 | A Western Ill. | 68 79 | 179 | A Eastern Mich. | 40 64 | | | | | | | |

Non-Div I Games: Heidelberg 82 55 Purdue Northwest 73 50

Purdue Fort Wayne

Quinnipiac

Through Games Of Jan. 26, 2020

| Average RPI Win: | 247 | WON-LOST | WINNING | LAST 10 | STRENGTH OF | OPP. STRENGTH | TEAM | ADJ. | CONF. | ADJ CONF. |
|-------------------|----------|-----------|----------------|------------|-------------|---------------|------|------|-------|-----------|
| Average RPI Loss: | 95 | RECORD | PCT. RANK | GAMES | SCHEDULE | OF SCHEDULE | RPI | RPI | RPI | RPI |
| DIV. I ONLY | 8- 9 | 193 | 7-3 | 127 | 175 | 182 | 182 | 24 | 24 | |
| DIV. I NON-CONF. | 3- 6 | 235 | 2-0 | 59 | 71 | 172 | 172 | 25 | 25 | |
| TOTALS | RPI 1-25 | RPI 26-50 | W-L RECORDS | RPI 51-100 | RPI 101-150 | RPI 150+ | | | | |
| 8- 9 | 0- 1 | 0- 1 | OVERALL | 1- 4 | 0- 2 | 7- 1 | | | | |
| 6- 4 | 0- 0 | 0- 0 | HOME | 1- 1 | 0- 2 | 5- 1 | | | | |
| 2- 5 | 0- 1 | 0- 1 | AWAY | 0- 3 | 0- 0 | 2- 0 | | | | |
| 0- 0 | 0- 0 | 0- 0 | NEUTRAL | 0- 0 | 0- 0 | 0- 0 | | | | |
| 3- 6 | 0- 1 | 0- 1 | NON-CONFERENCE | 1- 2 | 0- 2 | 2- 0 | | | | |
| 2- 3 | 0- 0 | 0- 0 | HOME | 1- 1 | 0- 2 | 1- 0 | | | | |
| 1- 3 | 0- 1 | 0- 1 | AWAY | 0- 1 | 0- 0 | 1- 0 | | | | |
| 0- 0 | 0- 0 | 0- 0 | NEUTRAL | 0- 0 | 0- 0 | 0- 0 | | | | |
| 5- 3 | 0- 0 | 0- 0 | CONFERENCE | 0- 2 | 0- 0 | 5- 1 | | | | |
| 4- 1 | 0- 0 | 0- 0 | HOME | 0- 0 | 0- 0 | 4- 1 | | | | |
| 1- 2 | 0- 0 | 0- 0 | AWAY | 0- 2 | 0- 0 | 1- 0 | | | | |
| 0- 0 | 0- 0 | 0- 0 | NEUTRAL | 0- 0 | 0- 0 | 0- 0 | | | | |

| RPI S | Opponent | Score | RPI S | Opponent | Score | RPI S | Opponent | Score | RPI S | Opponent | Score | Team's RPI: 182 |
|--------------------|-------------|--------|-------|----------------|-------|-------|------------|-------|-------|---------------------|-------|-----------------|
| 8 | A Maryland | 52 107 | 44 | A Yale | 59 63 | 58 | A UCF | 58 80 | 140 | H Harvard | 68 77 | |
| | | | | | | 60 | H Bucknell | 76 69 | 146 | H George Washington | 67 78 | |
| | | | | | | 69 | H Drexel | 62 66 | 172 | H Rhode Island | 75 63 | |
| | | | | | | 73 | A Marist | 60 73 | 222 | H Manhattan | 70 58 | |
| | | | | | | 95 | A Rider | 59 75 | 225 | H Iona | 71 75 | |
| | | | | | | | | | 252 | H Fairfield | 76 62 | |
| | | | | | | | | | 286 | H Monmouth | 60 53 | |
| | | | | | | | | | 304 | A Siena | 66 52 | |
| | | | | | | | | | 336 | H Canisius | 74 71 | |
| | | | | | | | | | 345 | A Hartford | 87 50 | |
| LAST 10 Division I | | | | | | | | | | | | |
| 252 | H Fairfield | 76 62 | 95 | A Rider | 59 75 | | | | | | | |
| 73 | A Marist | 60 73 | 304 | A Siena | 66 52 | | | | | | | |
| 336 | H Canisius | 74 71 | 225 | H Iona | 71 75 | | | | | | | |
| 286 | H Monmouth | 60 53 | 345 | A Hartford | 87 50 | | | | | | | |
| 222 | H Manhattan | 70 58 | 172 | H Rhode Island | 75 63 | | | | | | | |

Non-Div I Games:

Quinnipiac

Loss, Non-Conf, S Site, H Home A Away N Neutral

| | | | | | | | | | | |
|-------------------|----------|-----------|----------------|------------|-------------|---------------|------|------|-------|-----------|
| Average RPI Win: | 290 | WON-LOST | WINNING | LAST 10 | STRENGTH OF | OPP. STRENGTH | TEAM | ADJ. | CONF. | ADJ CONF. |
| Average RPI Loss: | 153 | RECORD | PCT. RANK | GAMES | SCHEDULE | OF SCHEDULE | RPI | RPI | RPI | RPI |
| DIV. I ONLY | 8- 10 | 205 | 6-4 | 289 | 233 | 230 | 230 | 26 | 26 | |
| DIV. I NON-CONF. | 2- 7 | 288 | 0-1 | 263 | 48 | 274 | 274 | 27 | 27 | |
| TOTALS | RPI 1-25 | RPI 26-50 | W-L RECORDS | RPI 51-100 | RPI 101-150 | RPI 150+ | | | | |
| 8- 10 | 0- 1 | 0- 1 | OVERALL | 0- 2 | 0- 0 | 8- 6 | | | | |
| 3- 3 | 0- 0 | 0- 0 | HOME | 0- 0 | 0- 0 | 3- 3 | | | | |
| 5- 7 | 0- 1 | 0- 1 | AWAY | 0- 2 | 0- 0 | 5- 3 | | | | |
| 0- 0 | 0- 0 | 0- 0 | NEUTRAL | 0- 0 | 0- 0 | 0- 0 | | | | |
| 2- 7 | 0- 1 | 0- 1 | NON-CONFERENCE | 0- 2 | 0- 0 | 2- 3 | | | | |
| 0- 2 | 0- 0 | 0- 0 | HOME | 0- 0 | 0- 0 | 0- 2 | | | | |
| 2- 5 | 0- 1 | 0- 1 | AWAY | 0- 2 | 0- 0 | 2- 1 | | | | |
| 0- 0 | 0- 0 | 0- 0 | NEUTRAL | 0- 0 | 0- 0 | 0- 0 | | | | |
| 6- 3 | 0- 0 | 0- 0 | CONFERENCE | 0- 0 | 0- 0 | 6- 3 | | | | |
| 3- 1 | 0- 0 | 0- 0 | HOME | 0- 0 | 0- 0 | 3- 1 | | | | |
| 3- 2 | 0- 0 | 0- 0 | AWAY | 0- 0 | 0- 0 | 3- 2 | | | | |
| 0- 0 | 0- 0 | 0- 0 | NEUTRAL | 0- 0 | 0- 0 | 0- 0 | | | | |

| RPI 1-25 | | | | RPI 26-50 | | | | RPI 51-100 | | | | RPI 101+ Team's RPI: 230 | | | |
|--------------------|---|---------------|-------|-----------|---|----------------|-------|------------|---|------------|-------|--------------------------|---|--------------------|-------|
| RPI | S | Opponent | Score | RPI | S | Opponent | Score | RPI | S | Opponent | Score | RPI | S | Opponent | Score |
| 25 | A | Ohio St. | 57 70 | 39 | A | West Virginia | 37 74 | 62 | A | Alabama | 51 85 | 183 | A | Hampton | 48 51 |
| | | | | | | | | 83 | A | Vanderbilt | 46 80 | 190 | H | American | 55 59 |
| | | | | | | | | | | | | 208 | A | High Point | 58 68 |
| | | | | | | | | | | | | 237 | A | Gardner-Webb | 84 73 |
| | | | | | | | | | | | | 239 | A | ETSU | 67 43 |
| | | | | | | | | | | | | 240 | H | Mt. St. Mary's | 58 75 |
| | | | | | | | | | | | | 244 | A | Morehead St. | 62 73 |
| | | | | | | | | | | | | 249 | H | Winthrop | 54 53 |
| | | | | | | | | | | | | 257 | H | UNC Asheville | 50 63 |
| | | | | | | | | | | | | 270 | A | Longwood | 62 61 |
| | | | | | | | | | | | | 299 | H | Presbyterian | 54 42 |
| | | | | | | | | | | | | 333 | H | Charleston So. | 72 35 |
| | | | | | | | | | | | | 341 | A | USC Upstate | 57 41 |
| | | | | | | | | | | | | 349 | A | South Carolina St. | 60 45 |
| LAST 10 Division I | | | | | | | | | | | | | | | |
| 237 | A | Gardner-Webb | 84 73 | 183 | A | Hampton | 48 51 | | | | | | | | |
| 341 | A | USC Upstate | 57 41 | 208 | A | High Point | 58 68 | | | | | | | | |
| 249 | H | Winthrop | 54 53 | 333 | H | Charleston So. | 72 35 | | | | | | | | |
| 270 | A | Longwood | 62 61 | 299 | H | Presbyterian | 54 42 | | | | | | | | |
| 257 | H | UNC Asheville | 50 63 | 62 | A | Alabama | 51 85 | | | | | | | | |

Non-Div I Games:

Radford

■ Loss,
■ Non-Conf,
■ S Site,
■ H Home
■ A Away
N Neutral

Rhode Island

Through Games Of Jan. 26, 2020

| | | | | | | | | | | |
|-------------------|----------|-----------|----------------|------------|-------------|---------------|------|------|-------|-----------|
| Average RPI Win: | 216 | WON-LOST | WINNING | LAST 10 | STRENGTH OF | OPP. STRENGTH | TEAM | ADJ. | CONF. | ADJ CONF. |
| Average RPI Loss: | 154 | RECORD | PCT. RANK | GAMES | SCHEDULE | OF SCHEDULE | RPI | RPI | RPI | RPI |
| DIV. I ONLY | 10- 8 | 146 | 4-6 | 208 | 261 | 172 | 172 | 12 | 12 | |
| DIV. I NON-CONF. | 7- 5 | 131 | 1-3 | 241 | 334 | 164 | 164 | 12 | 12 | |
| TOTALS | RPI 1-25 | RPI 26-50 | W-L RECORDS | RPI 51-100 | RPI 101-150 | RPI 150+ | | | | |
| 10- 8 | 0- 0 | 0- 0 | OVERALL | 0- 2 | 4- 3 | 6- 3 | | | | |
| 7- 1 | 0- 0 | 0- 0 | HOME | 0- 0 | 4- 1 | 3- 0 | | | | |
| 2- 6 | 0- 0 | 0- 0 | AWAY | 0- 2 | 0- 1 | 2- 3 | | | | |
| 1- 1 | 0- 0 | 0- 0 | NEUTRAL | 0- 0 | 0- 1 | 1- 0 | | | | |
| 7- 5 | 0- 0 | 0- 0 | NON-CONFERENCE | 0- 1 | 2- 2 | 5- 2 | | | | |
| 5- 0 | 0- 0 | 0- 0 | HOME | 0- 0 | 2- 0 | 3- 0 | | | | |
| 1- 4 | 0- 0 | 0- 0 | AWAY | 0- 1 | 0- 1 | 1- 2 | | | | |
| 1- 1 | 0- 0 | 0- 0 | NEUTRAL | 0- 0 | 0- 1 | 1- 0 | | | | |
| 3- 3 | 0- 0 | 0- 0 | CONFERENCE | 0- 1 | 2- 1 | 1- 1 | | | | |
| 2- 1 | 0- 0 | 0- 0 | HOME | 0- 0 | 2- 1 | 0- 0 | | | | |
| 1- 2 | 0- 0 | 0- 0 | AWAY | 0- 1 | 0- 0 | 1- 1 | | | | |
| 0- 0 | 0- 0 | 0- 0 | NEUTRAL | 0- 0 | 0- 0 | 0- 0 | | | | |

| RPI 1-25 | | | | RPI 26-50 | | | | RPI 51-100 | | | | RPI 101+ | | | | Team's RPI: 172 | |
|----------|---|----------|-------|-----------|---|----------|-------|------------|---|----------------|-------|----------|-----|----------|-------|-----------------|----|
| RPI | S | Opponent | Score | RPI | S | Opponent | Score | RPI | S | Opponent | Score | RPI | S | Opponent | Score | | |
| | | | | | | | | 89 | A | Boston College | 55 | 66 | 113 | H | VCU | 54 | 75 |
| | | | | | | | | 100 | A | Davidson | 67 | 79 | | | | | |
| | | | | | | | | | | | | | | | | | |
| | | | | | | | | | | | | | | | | | |
| | | | | | | | | | | | | | | | | | |
| | | | | | | | | | | | | | | | | | |
| | | | | | | | | | | | | | | | | | |
| | | | | | | | | | | | | | | | | | |
| | | | | | | | | | | | | | | | | | |
| | | | | | | | | | | | | | | | | | |
| | | | | | | | | | | | | | | | | | |
| | | | | | | | | | | | | | | | | | |
| | | | | | | | | | | | | | | | | | |
| | | | | | | | | | | | | | | | | | |
| | | | | | | | | | | | | | | | | | |
| | | | | | | | | | | | | | | | | | |
| | | | | | | | | | | | | | | | | | |
| | | | | | | | | | | | | | | | | | |
| | | | | | | | | | | | | | | | | | |
| | | | | | | | | | | | | | | | | | |
| | | | | | | | | | | | | | | | | | |
| | | | | | | | | | | | | | | | | | |
| | | | | | | | | | | | | | | | | | |
| | | | | | | | | | | | | | | | | | |
| | | | | | | | | | | | | | | | | | |
| | | | | | | | | | | | | | | | | | |
| | | | | | | | | | | | | | | | | | |
| | | | | | | | | | | | | | | | | | |
| | | | | | | | | | | | | | | | | | |
| | | | | | | | | | | | | | | | | | |
| | | | | | | | | | | | | | | | | | |
| | | | | | | | | | | | | | | | | | |
| | | | | | | | | | | | | | | | | | |
| | | | | | | | | | | | | | | | | | |
| | | | | | | | | | | | | | | | | | |
| | | | | | | | | | | | | | | | | | |
| | | | | | | | | | | | | | | | | | |
| | | | | | | | | | | | | | | | | | |
| | | | | | | | | | | | | | | | | | |
| | | | | | | | | | | | | | | | | | |
| | | | | | | | | | | | | | | | | | |
| | | | | | | | | | | | | | | | | | |
| | | | | | | | | | | | | | | | | | |
| | | | | | | | | | | | | | | | | | |
| | | | | | | | | | | | | | | | | | |
| | | | | | | | | | | | | | | | | | |
| | | | | | | | | | | | | | | | | | |
| | | | | | | | | | | | | | | | | | |
| | | | | | | | | | | | | | | | | | |
| | | | | | | | | | | | | | | | | | |
| | | | | | | | | | | | | | | | | | |
| | | | | | | | | | | | | | | | | | |
| | | | | | | | | | | | | | | | | | |
| | | | | | | | | | | | | | | | | | |
| | | | | | | | | | | | | | | | | | |
| | | | | | | | | | | | | | | | | | |
| | | | | | | | | | | | | | | | | | |
| | | | | | | | | | | | | | | | | | |
| | | | | | | | | | | | | | | | | | |
| | | | | | | | | | | | | | | | | | |
| | | | | | | | | | | | | | | | | | |
| | | | | | | | | | | | | | | | | | |
| | | | | | | | | | | | | | | | | | |
| | | | | | | | | | | | | | | | | | |
| | | | | | | | | | | | | | | | | | |
| | | | | | | | | | | | | | | | | | |
| | | | | | | | | | | | | | | | | | |
| | | | | | | | | | | | | | | | | | |
| | | | | | | | | | | | | | | | | | |
| | | | | | | | | | | | | | | | | | |
| | | | | | | | | | | | | | | | | | |
| | | | | | | | | | | | | | | | | | |
| | | | | | | | | </ | | | | | | | | | |

Non-Div I Games:

Rhode Island

■ Loss,
 ■ Non-Conf,
 ■ S Site,
 ■ H Home
 ■ A Away
 N Neutral

| | | | | | | | | | | |
|-------------------|----------|-----------|----------------|------------|-------------|---------------|------|------|-------|-----------|
| Average RPI Win: | 233 | WON-LOST | WINNING | LAST 10 | STRENGTH OF | OPP. STRENGTH | TEAM | ADJ. | CONF. | ADJ CONF. |
| Average RPI Loss: | 78 | RECORD | PCT. RANK | GAMES | SCHEDULE | OF SCHEDULE | RPI | RPI | RPI | RPI |
| DIV. I ONLY | 13- 6 | 66 | 8-2 | 193 | 125 | 101 | 101 | 13 | 13 | |
| DIV. I NON-CONF. | 5- 6 | 187 | 0-2 | 198 | 69 | 202 | 202 | 13 | 13 | |
| TOTALS | RPI 1-25 | RPI 26-50 | W-L RECORDS | RPI 51-100 | RPI 101-150 | RPI 150+ | | | | |
| 13- 6 | 0- 1 | 1- 2 | OVERALL | 0- 1 | 0- 1 | 12- 1 | | | | |
| 8- 1 | 0- 1 | 1- 0 | HOME | 0- 0 | 0- 0 | 7- 0 | | | | |
| 5- 3 | 0- 0 | 0- 1 | AWAY | 0- 0 | 0- 1 | 5- 1 | | | | |
| 0- 2 | 0- 0 | 0- 1 | NEUTRAL | 0- 1 | 0- 0 | 0- 0 | | | | |
| 5- 6 | 0- 1 | 0- 2 | NON-CONFERENCE | 0- 1 | 0- 1 | 5- 1 | | | | |
| 4- 1 | 0- 1 | 0- 0 | HOME | 0- 0 | 0- 0 | 4- 0 | | | | |
| 1- 3 | 0- 0 | 0- 1 | AWAY | 0- 0 | 0- 1 | 1- 1 | | | | |
| 0- 2 | 0- 0 | 0- 1 | NEUTRAL | 0- 1 | 0- 0 | 0- 0 | | | | |
| 8- 0 | 0- 0 | 1- 0 | CONFERENCE | 0- 0 | 0- 0 | 7- 0 | | | | |
| 4- 0 | 0- 0 | 1- 0 | HOME | 0- 0 | 0- 0 | 3- 0 | | | | |
| 4- 0 | 0- 0 | 0- 0 | AWAY | 0- 0 | 0- 0 | 4- 0 | | | | |
| 0- 0 | 0- 0 | 0- 0 | NEUTRAL | 0- 0 | 0- 0 | 0- 0 | | | | |

| RPI 1-25 | | | RPI 26-50 | | | RPI 51-100 | | | RPI 101+ | | | Team's RPI: 101 |
|--------------------|---|----------------|-----------|-----|---|---------------|-------|-----|----------|--------------|-------|----------------------------|
| RPI | S | Opponent | Score | RPI | S | Opponent | Score | RPI | S | Opponent | Score | |
| 18 | H | Texas A&M | 61 62 | 26 | N | Virginia Tech | 45 54 | 56 | N | Georgia Tech | 52 54 | 105 A Texas Southern 56 63 |
| | | | | 28 | H | Western Ky. | 73 65 | | | | | 167 A Fla. Atlantic 78 69 |
| | | | | 46 | A | Oklahoma St. | 38 69 | | | | | 197 H Southern Miss. 75 64 |
| | | | | | | | | | | | | 199 H Little Rock 66 40 |
| | | | | | | | | | | | | 206 H Northern Ariz. 71 57 |
| | | | | | | | | | | | | 213 A UTEP 69 61 |
| | | | | | | | | | | | | 214 A SMU 43 55 |
| | | | | | | | | | | | | 247 H Marshall 81 43 |
| | | | | | | | | | | | | 250 H Louisiana Tech 60 47 |
| | | | | | | | | | | | | 295 H Nicholls St. 71 47 |
| | | | | | | | | | | | | 298 A FIU 68 47 |
| | | | | | | | | | | | | 302 H Prairie View 77 55 |
| | | | | | | | | | | | | 303 A UTSA 74 62 |
| | | | | | | | | | | | | 318 A McNeese 81 50 |
| LAST 10 Division I | | | | | | | | | | | | |
| 303 | A | UTSA | 74 62 | 167 | A | Fla. Atlantic | 78 69 | | | | | |
| 213 | A | UTEP | 69 61 | 28 | H | Western Ky. | 73 65 | | | | | |
| 197 | H | Southern Miss. | 75 64 | 247 | H | Marshall | 81 43 | | | | | |
| 250 | H | Louisiana Tech | 60 47 | 56 | N | Georgia Tech | 52 54 | | | | | |
| 298 | A | FIU | 68 47 | 26 | N | Virginia Tech | 45 54 | | | | | |

Non-Div I Games:

Rice

■ Loss,
■ Non-Conf,
■ S Site,
■ H Home
■ A Away
N Neutral

| | | | | | | | | | | |
|-------------------|----------|-----------|----------------|------------|-------------|---------------|------|------|-------|-----------|
| Average RPI Win: | 176 | WON-LOST | WINNING | LAST 10 | STRENGTH OF | OPP. STRENGTH | TEAM | ADJ. | CONF. | ADJ CONF. |
| Average RPI Loss: | 125 | RECORD | PCT. RANK | GAMES | SCHEDULE | OF SCHEDULE | RPI | RPI | RPI | RPI |
| DIV. I ONLY | 9- 11 | 202 | 3-7 | 46 | 224 | 118 | 118 | 12 | 12 | |
| DIV. I NON-CONF. | 7- 7 | 164 | 1-3 | 38 | 289 | 87 | 87 | 12 | 12 | |
| TOTALS | RPI 1-25 | RPI 26-50 | W-L RECORDS | RPI 51-100 | RPI 101-150 | RPI 150+ | | | | |
| 9- 11 | 0- 0 | 0- 1 | OVERALL | 1- 4 | 2- 1 | 6- 5 | | | | |
| 5- 2 | 0- 0 | 0- 0 | HOME | 1- 1 | 0- 0 | 4- 1 | | | | |
| 4- 6 | 0- 0 | 0- 1 | AWAY | 0- 2 | 2- 1 | 2- 2 | | | | |
| 0- 3 | 0- 0 | 0- 0 | NEUTRAL | 0- 1 | 0- 0 | 0- 2 | | | | |
| 7- 7 | 0- 0 | 0- 1 | NON-CONFERENCE | 0- 3 | 2- 0 | 5- 3 | | | | |
| 3- 1 | 0- 0 | 0- 0 | HOME | 0- 0 | 0- 0 | 3- 1 | | | | |
| 4- 3 | 0- 0 | 0- 1 | AWAY | 0- 2 | 2- 0 | 2- 0 | | | | |
| 0- 3 | 0- 0 | 0- 0 | NEUTRAL | 0- 1 | 0- 0 | 0- 2 | | | | |
| 2- 4 | 0- 0 | 0- 0 | CONFERENCE | 1- 1 | 0- 1 | 1- 2 | | | | |
| 2- 1 | 0- 0 | 0- 0 | HOME | 1- 1 | 0- 0 | 1- 0 | | | | |
| 0- 3 | 0- 0 | 0- 0 | AWAY | 0- 0 | 0- 1 | 0- 2 | | | | |
| 0- 0 | 0- 0 | 0- 0 | NEUTRAL | 0- 0 | 0- 0 | 0- 0 | | | | |

| RPI 1-25 | | | | RPI 26-50 | | | | RPI 51-100 | | | | RPI 101+ | | | | Team's RPI: 118 | |
|--------------------|---|----------|-------|-----------|---|--------------|-------|------------|---|----------------|-------|----------|---|----------------|-------|-----------------|--|
| RPI | S | Opponent | Score | RPI | S | Opponent | Score | RPI | S | Opponent | Score | RPI | S | Opponent | Score | | |
| | | | | 32 | A | Old Dominion | 51 73 | 53 | N | Bradley | 57 61 | 113 | A | VCU | 50 53 | | |
| | | | | | | | | 69 | A | Drexel | 52 58 | 121 | A | UNC Greensboro | 70 62 | | |
| | | | | | | | | 76 | A | Charlotte | 59 78 | 122 | A | Coastal Caro. | 79 67 | | |
| | | | | | | | | 79 | H | Dayton | 51 65 | 157 | H | William & Mary | 76 73 | | |
| | | | | | | | | 100 | H | Davidson | 69 57 | 167 | H | Fla. Atlantic | 57 55 | | |
| | | | | | | | | | | | | 172 | A | Rhode Island | 70 76 | | |
| | | | | | | | | | | | | 174 | H | Norfolk St. | 77 69 | | |
| | | | | | | | | | | | | 176 | H | Furman | 69 70 | | |
| | | | | | | | | | | | | 183 | N | Hampton | 65 69 | | |
| | | | | | | | | | | | | 184 | A | Saint Joseph's | 56 67 | | |
| | | | | | | | | | | | | 198 | H | La Salle | 63 61 | | |
| | | | | | | | | | | | | 221 | A | Georgetown | 51 49 | | |
| | | | | | | | | | | | | 240 | N | Mt. St. Mary's | 67 75 | | |
| | | | | | | | | | | | | 325 | A | UMES | 64 52 | | |
| LAST 10 Division I | | | | | | | | | | | | | | | | | |
| | | | | 100 | H | Davidson | 69 57 | 184 | A | Saint Joseph's | 56 67 | | | | | | |
| | | | | 198 | H | La Salle | 63 61 | 174 | H | Norfolk St. | 77 69 | | | | | | |
| | | | | 113 | A | VCU | 50 53 | 183 | N | Hampton | 65 69 | | | | | | |
| | | | | 79 | H | Dayton | 51 65 | 240 | N | Mt. St. Mary's | 67 75 | | | | | | |
| | | | | 172 | A | Rhode Island | 70 76 | 32 | A | Old Dominion | 51 73 | | | | | | |

Non-Div I Games:

Richmond

| | | | | | | | | | |
|-----------------------------|--------------|-----------|----------------|-------------|---------------|------------|------------|-----------|-----------|
| Average RPI Win: 229 | WON-LOST | WINNING | LAST 10 | STRENGTH OF | OPP. STRENGTH | TEAM | ADJ. | CONF. | ADJ CONF. |
| Average RPI Loss: 54 | RECORD | PCT. RANK | GAMES | SCHEDULE | OF SCHEDULE | RPI | RPI | RPI | RPI |
| DIV. I ONLY | 14- 2 | 16 | 10-0 | 332 | 87 | 95 | 95 | 24 | 24 |
| DIV. I NON-CONF. | 7- 2 | 54 | 3-0 | 332 | 22 | 119 | 119 | 25 | 25 |
| TOTALS | RPI 1-25 | RPI 26-50 | W-L RECORDS | RPI 51-100 | RPI 101-150 | RPI 150+ | | | |
| 14- 2 | 0- 1 | 0- 0 | OVERALL | 1- 1 | 0- 0 | 13- 0 | | | |
| 6- 0 | 0- 0 | 0- 0 | HOME | 0- 0 | 0- 0 | 6- 0 | | | |
| 7- 1 | 0- 1 | 0- 0 | AWAY | 1- 0 | 0- 0 | 6- 0 | | | |
| 1- 1 | 0- 0 | 0- 0 | NEUTRAL | 0- 1 | 0- 0 | 1- 0 | | | |
| 7- 2 | 0- 1 | 0- 0 | NON-CONFERENCE | 0- 1 | 0- 0 | 7- 0 | | | |
| 3- 0 | 0- 0 | 0- 0 | HOME | 0- 0 | 0- 0 | 3- 0 | | | |
| 3- 1 | 0- 1 | 0- 0 | AWAY | 0- 0 | 0- 0 | 3- 0 | | | |
| 1- 1 | 0- 0 | 0- 0 | NEUTRAL | 0- 1 | 0- 0 | 1- 0 | | | |
| 7- 0 | 0- 0 | 0- 0 | CONFERENCE | 1- 0 | 0- 0 | 6- 0 | | | |
| 3- 0 | 0- 0 | 0- 0 | HOME | 0- 0 | 0- 0 | 3- 0 | | | |
| 4- 0 | 0- 0 | 0- 0 | AWAY | 1- 0 | 0- 0 | 3- 0 | | | |
| 0- 0 | 0- 0 | 0- 0 | NEUTRAL | 0- 0 | 0- 0 | 0- 0 | | | |

| RPI 1-25 | | | | RPI 26-50 | | | | RPI 51-100 Team's RPI: 95 | | | | RPI 101+ | | | |
|--------------------|---|------------|-------|-----------|---|--------------|-------|---------------------------|---|---------------|-------|----------|---|--------------|-------|
| RPI | S | Opponent | Score | RPI | S | Opponent | Score | RPI | S | Opponent | Score | RPI | S | Opponent | Score |
| 21 | A | Princeton | 47 80 | | | | | 73 | A | Marist | 76 72 | 182 | H | Quinnipiac | 75 59 |
| | | | | | | | | 86 | N | North Florida | 70 80 | 188 | A | Penn St. | 78 70 |
| | | | | | | | | | | | | 198 | H | La Salle | 70 43 |
| | | | | | | | | | | | | 219 | A | Niagara | 71 55 |
| | | | | | | | | | | | | 219 | H | Niagara | 79 75 |
| | | | | | | | | | | | | 221 | A | Georgetown | 65 64 |
| | | | | | | | | | | | | 225 | A | Iona | 81 37 |
| | | | | | | | | | | | | 226 | H | Xavier | 64 57 |
| | | | | | | | | | | | | 259 | A | Delaware St. | 71 69 |
| | | | | | | | | | | | | 260 | N | Lipscomb | 81 76 |
| | | | | | | | | | | | | 292 | H | Wagner | 77 63 |
| | | | | | | | | | | | | 304 | H | Siena | 70 66 |
| | | | | | | | | | | | | 336 | A | Canisius | 70 57 |
| LAST 10 Division I | | | | | | | | | | | | | | | |
| 219 | A | Niagara | 71 55 | 225 | A | Iona | 81 37 | | | | | | | | |
| 336 | A | Canisius | 70 57 | 219 | H | Niagara | 79 75 | | | | | | | | |
| 304 | H | Siena | 70 66 | 259 | A | Delaware St. | 71 69 | | | | | | | | |
| 73 | A | Marist | 76 72 | 292 | H | Wagner | 77 63 | | | | | | | | |
| 182 | H | Quinnipiac | 75 59 | 221 | A | Georgetown | 65 64 | | | | | | | | |

Non-Div I Games:

Rider

| Average RPI Win: | 247 | WON-LOST | WINNING | LAST 10 | STRENGTH OF | OPP. STRENGTH | TEAM | ADJ. | CONF. | ADJ CONF. |
|-------------------|----------|-----------|----------------|------------|-------------|---------------|------|------|-------|-----------|
| Average RPI Loss: | 124 | RECORD | PCT. RANK | GAMES | SCHEDULE | OF SCHEDULE | RPI | RPI | RPI | RPI |
| DIV. I ONLY | 11- 6 | 96 | 8-2 | 250 | 230 | 138 | 138 | 29 | 29 | |
| DIV. I NON-CONF. | 4- 6 | 212 | 1-2 | 131 | 150 | 165 | 165 | 30 | 30 | |
| TOTALS | RPI 1-25 | RPI 26-50 | W-L RECORDS | RPI 51-100 | RPI 101-150 | RPI 150+ | | | | |
| 11- 6 | 0- 1 | 0- 1 | OVERALL | 0- 0 | 0- 1 | 11- 3 | | | | |
| 6- 2 | 0- 0 | 0- 0 | HOME | 0- 0 | 0- 0 | 6- 2 | | | | |
| 5- 4 | 0- 1 | 0- 1 | AWAY | 0- 0 | 0- 1 | 5- 1 | | | | |
| 0- 0 | 0- 0 | 0- 0 | NEUTRAL | 0- 0 | 0- 0 | 0- 0 | | | | |
| 4- 6 | 0- 1 | 0- 1 | NON-CONFERENCE | 0- 0 | 0- 1 | 4- 3 | | | | |
| 2- 2 | 0- 0 | 0- 0 | HOME | 0- 0 | 0- 0 | 2- 2 | | | | |
| 2- 4 | 0- 1 | 0- 1 | AWAY | 0- 0 | 0- 1 | 2- 1 | | | | |
| 0- 0 | 0- 0 | 0- 0 | NEUTRAL | 0- 0 | 0- 0 | 0- 0 | | | | |
| 7- 0 | 0- 0 | 0- 0 | CONFERENCE | 0- 0 | 0- 0 | 7- 0 | | | | |
| 4- 0 | 0- 0 | 0- 0 | HOME | 0- 0 | 0- 0 | 4- 0 | | | | |
| 3- 0 | 0- 0 | 0- 0 | AWAY | 0- 0 | 0- 0 | 3- 0 | | | | |
| 0- 0 | 0- 0 | 0- 0 | NEUTRAL | 0- 0 | 0- 0 | 0- 0 | | | | |

| RPI | S | Opponent | Score | RPI | S | Opponent | Score | RPI | S | Opponent | Score | RPI | S | Opponent | Score | Team's RPI: 138 |
|--------------------|---|----------------------|-------|-----|---|-------------------|-------|-----|---|----------|-------|-----|---|----------------------|-------|-----------------|
| 23 | A | TCU | 61 66 | 45 | A | James Madison | 32 59 | | | | | 111 | A | Kent St. | 81 82 | |
| | | | | | | | | | | | | 162 | H | Columbia | 59 61 | |
| | | | | | | | | | | | | 171 | A | Merrimack | 68 62 | |
| | | | | | | | | | | | | 171 | H | Merrimack | 72 50 | |
| | | | | | | | | | | | | 172 | A | Rhode Island | 59 71 | |
| | | | | | | | | | | | | 174 | A | Norfolk St. | 69 62 | |
| | | | | | | | | | | | | 198 | A | La Salle | 71 68 | |
| | | | | | | | | | | | | 210 | H | Youngstown St. | 58 43 | |
| | | | | | | | | | | | | 226 | H | Xavier | 71 57 | |
| | | | | | | | | | | | | 229 | H | Delaware | 62 73 | |
| | | | | | | | | | | | | 272 | H | Sacred Heart | 73 43 | |
| | | | | | | | | | | | | 292 | H | Wagner | 51 47 | |
| | | | | | | | | | | | | 312 | H | St. Francis Brooklyn | 69 44 | |
| | | | | | | | | | | | | 344 | A | Central Conn. St. | 86 56 | |
| | | | | | | | | | | | | 348 | A | LIU Brooklyn | 70 59 | |
| LAST 10 Division I | | | | | | | | | | | | | | | | |
| 348 | A | LIU Brooklyn | 70 59 | 171 | A | Merrimack | 68 62 | | | | | | | | | |
| 272 | H | Sacred Heart | 73 43 | 344 | A | Central Conn. St. | 86 56 | | | | | | | | | |
| 171 | H | Merrimack | 72 50 | 45 | A | James Madison | 32 59 | | | | | | | | | |
| 312 | H | St. Francis Brooklyn | 69 44 | 174 | A | Norfolk St. | 69 62 | | | | | | | | | |
| 292 | H | Wagner | 51 47 | 172 | A | Rhode Island | 59 71 | | | | | | | | | |

Non-Div I Games: Pitt.-Johnstown 63 30

Robert Morris

■ Loss,
 ■ Non-Conf,
 ■ S Site,
 ■ Home
 ■ A Away
 N Neutral

| Average RPI Win: 157 | | WON-LOST | WINNING | LAST 10 | STRENGTH OF | OPP. STRENGTH | TEAM | ADJ. | CONF. | ADJ CONF. |
|----------------------|------|----------|-----------|----------------|-------------|---------------|------------|-------------|----------|-----------|
| Average RPI Loss: 45 | | RECORD | PCT. RANK | GAMES | SCHEDULE | OF SCHEDULE | RPI | RPI | RPI | RPI |
| DIV. I ONLY | | 15- 4 | 37 | 7-3 | 99 | 43 | 41 | 41 | 2 | 2 |
| DIV. I NON-CONF. | | 10- 1 | 19 | 2-0 | 211 | 81 | 39 | 39 | 2 | 2 |
| TOTALS | | RPI 1-25 | RPI 26-50 | | W-L RECORDS | | RPI 51-100 | RPI 101-150 | RPI 150+ | |
| 15- 4 | 0- 2 | 3- 1 | | OVERALL | | 2- 1 | 3- 0 | | 7- 0 | |
| 8- 2 | 0- 1 | 2- 0 | | HOME | | 0- 1 | 1- 0 | | 5- 0 | |
| 5- 2 | 0- 1 | 1- 1 | | AWAY | | 0- 0 | 2- 0 | | 2- 0 | |
| 2- 0 | 0- 0 | 0- 0 | | NEUTRAL | | 2- 0 | 0- 0 | | 0- 0 | |
| 10- 1 | 0- 1 | 1- 0 | | NON-CONFERENCE | | 2- 0 | 1- 0 | | 6- 0 | |
| 7- 0 | 0- 0 | 1- 0 | | HOME | | 0- 0 | 1- 0 | | 5- 0 | |
| 1- 1 | 0- 1 | 0- 0 | | AWAY | | 0- 0 | 0- 0 | | 1- 0 | |
| 2- 0 | 0- 0 | 0- 0 | | NEUTRAL | | 2- 0 | 0- 0 | | 0- 0 | |
| 5- 3 | 0- 1 | 2- 1 | | CONFERENCE | | 0- 1 | 2- 0 | | 1- 0 | |
| 1- 2 | 0- 1 | 1- 0 | | HOME | | 0- 1 | 0- 0 | | 0- 0 | |
| 4- 1 | 0- 0 | 1- 1 | | AWAY | | 0- 0 | 2- 0 | | 1- 0 | |
| 0- 0 | 0- 0 | 0- 0 | | NEUTRAL | | 0- 0 | 0- 0 | | 0- 0 | |

| RPI 1-25 | | | | RPI 26-50 | | Team's RPI: 41 | | RPI 51-100 | | | | RPI 101+ | | | |
|--------------------|---|----------|-------|-----------|---|----------------|-------|------------|---|--------------|-------|----------|---|---------------|--------|
| RPI | S | Opponent | Score | RPI | S | Opponent | Score | RPI | S | Opponent | Score | RPI | S | Opponent | Score |
| 14 | H | Indiana | 56 66 | 29 | A | Purdue | 59 53 | 56 | N | Georgia Tech | 46 43 | 119 | A | Wisconsin | 64 61 |
| 24 | A | LSU | 58 64 | 34 | H | Virginia | 73 63 | 83 | N | Vanderbilt | 62 56 | 140 | H | Harvard | 74 46 |
| | | | | 48 | A | Michigan | 57 71 | 94 | H | Michigan St. | 55 66 | 148 | A | Illinois | 75 51 |
| | | | | 50 | H | Nebraska | 69 65 | | | | | 178 | H | Towson | 67 53 |
| | | | | | | | | | | | | 188 | A | Penn St. | 62 57 |
| | | | | | | | | | | | | 219 | H | Niagara | 87 37 |
| | | | | | | | | | | | | 247 | H | Marshall | 66 41 |
| | | | | | | | | | | | | 258 | H | Southern U. | 78 58 |
| | | | | | | | | | | | | 262 | A | South Alabama | 77 56 |
| | | | | | | | | | | | | 343 | H | Coppin St. | 107 33 |
| LAST 10 Division I | | | | | | | | | | | | | | | |
| | | | | 48 | A | Michigan | 57 71 | 29 | A | Purdue | 59 53 | | | | |
| | | | | 94 | H | Michigan St. | 55 66 | 14 | H | Indiana | 56 66 | | | | |
| | | | | 188 | A | Penn St. | 62 57 | 119 | A | Wisconsin | 64 61 | | | | |
| | | | | 50 | H | Nebraska | 69 65 | 247 | H | Marshall | 66 41 | | | | |
| | | | | 148 | A | Illinois | 75 51 | 258 | H | Southern U. | 78 58 | | | | |

Non-Div I Games:

Rutgers

■ Loss, ■ Non-Conf, S Site, H Home A Away N Neutral

| | | | | | | | | | | |
|-------------------|----------|-----------|----------------|------------|-------------|---------------|------|------|-------|-----------|
| Average RPI Win: | 266 | WON-LOST | WINNING | LAST 10 | STRENGTH OF | OPP. STRENGTH | TEAM | ADJ. | CONF. | ADJ CONF. |
| Average RPI Loss: | 82 | RECORD | PCT. RANK | GAMES | SCHEDULE | OF SCHEDULE | RPI | RPI | RPI | RPI |
| DIV. I ONLY | 12- 3 | 31 | 9-1 | 338 | 225 | 137 | 137 | 23 | 23 | |
| DIV. I NON-CONF. | 4- 2 | 90 | 1-0 | 271 | 133 | 133 | 133 | 20 | 20 | |
| TOTALS | RPI 1-25 | RPI 26-50 | W-L RECORDS | RPI 51-100 | RPI 101-150 | RPI 150+ | | | | |
| 12- 3 | 0- 0 | 0- 1 | OVERALL | 0- 1 | 1- 1 | 11- 0 | | | | |
| 6- 1 | 0- 0 | 0- 0 | HOME | 0- 1 | 0- 0 | 6- 0 | | | | |
| 5- 2 | 0- 0 | 0- 1 | AWAY | 0- 0 | 1- 1 | 4- 0 | | | | |
| 1- 0 | 0- 0 | 0- 0 | NEUTRAL | 0- 0 | 0- 0 | 1- 0 | | | | |
| 4- 2 | 0- 0 | 0- 1 | NON-CONFERENCE | 0- 1 | 0- 0 | 4- 0 | | | | |
| 1- 1 | 0- 0 | 0- 0 | HOME | 0- 1 | 0- 0 | 1- 0 | | | | |
| 2- 1 | 0- 0 | 0- 1 | AWAY | 0- 0 | 0- 0 | 2- 0 | | | | |
| 1- 0 | 0- 0 | 0- 0 | NEUTRAL | 0- 0 | 0- 0 | 1- 0 | | | | |
| 8- 1 | 0- 0 | 0- 0 | CONFERENCE | 0- 0 | 1- 1 | 7- 0 | | | | |
| 5- 0 | 0- 0 | 0- 0 | HOME | 0- 0 | 0- 0 | 5- 0 | | | | |
| 3- 1 | 0- 0 | 0- 0 | AWAY | 0- 0 | 1- 1 | 2- 0 | | | | |
| 0- 0 | 0- 0 | 0- 0 | NEUTRAL | 0- 0 | 0- 0 | 0- 0 | | | | |

| RPI | S | Opponent | Score | RPI | S | Opponent | Score | RPI | S | Opponent | Score | RPI | S | Opponent | Score | Team's RPI: 137 |
|--------------------|---|--------------------|--------|-----|---|-----------------|-------|-----|---|--------------------|--------|-----|---|------------------|-------|-----------------|
| 38 | A | Oklahoma | 62 75 | 58 | H | UCF | 57 63 | 141 | A | A&M-Corpus Christi | 66 44 | 149 | A | New Orleans | 50 53 | |
| | | | | | | | | 207 | H | Central Ark. | 102 41 | 216 | A | Tulsa | 67 63 | |
| | | | | | | | | 217 | A | Lamar University | 54 53 | 231 | H | Southeastern La. | 77 51 | |
| | | | | | | | | 268 | N | UC Santa Barbara | 67 56 | 287 | A | Nevada | 80 65 | |
| | | | | | | | | 311 | H | Incarinate Word | 67 45 | 318 | H | McNeese | 82 51 | |
| | | | | | | | | 319 | H | Alcorn | 67 62 | 330 | A | Houston Baptist | 59 42 | |
| | | | | | | | | 342 | H | Northwestern St. | 89 40 | | | | | |
| LAST 10 Division I | | | | | | | | | | | | | | | | |
| 217 | A | Lamar University | 54 53 | 149 | A | New Orleans | 50 53 | 231 | H | Southeastern La. | 77 51 | 318 | H | McNeese | 82 51 | |
| 342 | H | Northwestern St. | 89 40 | 330 | A | Houston Baptist | 59 42 | 287 | A | Nevada | 80 65 | | | | | |
| 311 | H | Incarinate Word | 67 45 | | | | | | | | | | | | | |
| 207 | H | Central Ark. | 102 41 | | | | | | | | | | | | | |
| 141 | A | A&M-Corpus Christi | 66 44 | | | | | | | | | | | | | |

Non-Div I Games: LSU-Shreveport 75 32 Our Lady of the Lak87 75 Cent. Christian (KS104 46

SFA

Loss, Non-Conf, S Site, H Home A Away N Neutral

| | | | | | | | | | | |
|-------------------|----------|-----------|----------------|------------|-------------|---------------|------|------|-------|-----------|
| Average RPI Win: | 321 | WON-LOST | WINNING | LAST 10 | STRENGTH OF | OPP. STRENGTH | TEAM | ADJ. | CONF. | ADJ CONF. |
| Average RPI Loss: | 155 | RECORD | PCT. RANK | GAMES | SCHEDULE | OF SCHEDULE | RPI | RPI | RPI | RPI |
| DIV. I ONLY | 3- 15 | 319 | 1-9 | 252 | 197 | 320 | 320 | 18 | 18 | |
| DIV. I NON-CONF. | 2- 8 | 295 | 0-2 | 244 | 115 | 318 | 318 | 22 | 22 | |
| TOTALS | RPI 1-25 | RPI 26-50 | W-L RECORDS | RPI 51-100 | RPI 101-150 | RPI 150+ | | | | |
| 3- 15 | 0- 0 | 0- 1 | OVERALL | 0- 5 | 0- 3 | 3- 6 | | | | |
| 2- 7 | 0- 0 | 0- 0 | HOME | 0- 3 | 0- 2 | 2- 2 | | | | |
| 1- 7 | 0- 0 | 0- 1 | AWAY | 0- 2 | 0- 1 | 1- 3 | | | | |
| 0- 1 | 0- 0 | 0- 0 | NEUTRAL | 0- 0 | 0- 0 | 0- 1 | | | | |
| 2- 8 | 0- 0 | 0- 1 | NON-CONFERENCE | 0- 3 | 0- 2 | 2- 2 | | | | |
| 2- 3 | 0- 0 | 0- 0 | HOME | 0- 2 | 0- 1 | 2- 0 | | | | |
| 0- 4 | 0- 0 | 0- 1 | AWAY | 0- 1 | 0- 1 | 0- 1 | | | | |
| 0- 1 | 0- 0 | 0- 0 | NEUTRAL | 0- 0 | 0- 0 | 0- 1 | | | | |
| 1- 7 | 0- 0 | 0- 0 | CONFERENCE | 0- 2 | 0- 1 | 1- 4 | | | | |
| 0- 4 | 0- 0 | 0- 0 | HOME | 0- 1 | 0- 1 | 0- 2 | | | | |
| 1- 3 | 0- 0 | 0- 0 | AWAY | 0- 1 | 0- 0 | 1- 2 | | | | |
| 0- 0 | 0- 0 | 0- 0 | NEUTRAL | 0- 0 | 0- 0 | 0- 0 | | | | |

| RPI 1-25 | | | | RPI 26-50 | | | | RPI 51-100 | | | | RPI 101+ | | | | Team's RPI: 320 | |
|--------------------|---|----------|-------|-----------|---|-------------------|-------|------------|---|---------------|--------|----------|---|-------------------|-------|-----------------|--|
| RPI | S | Opponent | Score | RPI | S | Opponent | Score | RPI | S | Opponent | Score | RPI | S | Opponent | Score | | |
| | | | | 50 | A | Nebraska | 49 63 | 64 | A | Belmont | 48 69 | 102 | H | Loyola Chicago | 50 63 | | |
| | | | | | | | | 84 | H | UT Martin | 39 79 | 135 | H | Tennessee Tech | 50 65 | | |
| | | | | | | | | 87 | H | Southern Ill. | 67 103 | 145 | A | Missouri | 51 68 | | |
| | | | | | | | | 93 | A | Illinois St. | 53 74 | 152 | H | Southeast Mo. St. | 56 66 | | |
| | | | | | | | | 98 | H | Saint Louis | 35 68 | 156 | N | North Ala. | 67 85 | | |
| | | | | | | | | | | | | 244 | A | Morehead St. | 69 75 | | |
| | | | | | | | | | | | | 276 | A | Eastern Ky. | 46 49 | | |
| | | | | | | | | | | | | 308 | H | Purdue Fort Wayne | 57 53 | | |
| | | | | | | | | | | | | 309 | H | Jacksonville St. | 44 53 | | |
| | | | | | | | | | | | | 315 | H | Evansville | 85 74 | | |
| | | | | | | | | | | | | 323 | A | Georgia St. | 73 74 | | |
| | | | | | | | | | | | | 339 | A | Tennessee St. | 76 63 | | |
| LAST 10 Division I | | | | | | | | | | | | | | | | | |
| | | | | 84 | H | UT Martin | 39 79 | 244 | A | Morehead St. | 69 75 | | | | | | |
| | | | | 152 | H | Southeast Mo. St. | 56 66 | 339 | A | Tennessee St. | 76 63 | | | | | | |
| | | | | 309 | H | Jacksonville St. | 44 53 | 64 | A | Belmont | 48 69 | | | | | | |
| | | | | 135 | H | Tennessee Tech | 50 65 | 323 | A | Georgia St. | 73 74 | | | | | | |
| | | | | 276 | A | Eastern Ky. | 46 49 | 156 | N | North Ala. | 67 85 | | | | | | |

Non-Div I Games: Quincy

65 70

SIUE

■ Loss,
 ■ Non-Conf,
 ■ S Site,
 ■ H Home
 ■ A Away
 N Neutral

SMU

Average RPI Win: 232

Average RPI Loss: 113

WON-LOST RECORD

WINNING PCT. RANK

LAST 10 GAMES

STRENGTH OF SCHEDULE

OPP. STRENGTH OF SCHEDULE

TEAM RPI

ADJ. RPI

CONF. RPI

ADJ CONF. RPI

DIV. I ONLY

8- 10

205

4-6

147

127

214

214

9

9

DIV. I NON-CONF.

6- 6

164

2-2

156

250

220

220

8

8

TOTALS

RPI 1-25

RPI 26-50

W-L RECORDS

RPI 51-100

RPI 101-150

RPI 150+

8- 10

0- 2

0- 0

OVERALL

0- 2

1- 3

7- 3

6- 6

0- 2

0- 0

HOME

0- 0

1- 2

5- 2

1- 4

0- 0

0- 0

AWAY

0- 2

0- 1

1- 1

1- 0

0- 0

NEUTRAL

0- 0

0- 0

1- 0

6- 6

0- 1

0- 0

NON-CONFERENCE

0- 1

1- 2

5- 2

5- 4

0- 1

0- 0

HOME

0- 0

1- 1

4- 2

0- 2

0- 0

0- 0

AWAY

0- 1

0- 1

0- 0

1- 0

0- 0

NEUTRAL

0- 0

0- 0

1- 0

2- 4

0- 1

0- 0

CONFERENCE

0- 1

0- 1

2- 1

1- 2

0- 1

0- 0

HOME

0- 0

0- 1

1- 0

1- 2

0- 0

0- 0

AWAY

0- 1

0- 0

1- 1

0- 0

0- 0

NEUTRAL

0- 0

0- 0

0- 0

RPI 1-25

RPI 26-50

RPI 51-100

RPI 101+

Team's RPI: 214

RPI S Opponent Score

RPI S Opponent Score

RPI S Opponent Score

RPI S Opponent Score

7 H UConn 42 80

23 H TCU 56 57

54 A Temple 62 85

99 A UT Arlington 46 51

101 H Rice 55 43

106 A Pacific 49 77

125 H Tulane 66 67

139 H Wright St. 61 69

160 A Memphis 52 57

193 H North Dakota 66 51

204 H Northern Colo. 52 61

212 H George Mason 58 59

213 H UTEP 60 56

216 H Tulsa 57 38

248 N CSUN 68 58

271 A East Carolina 55 47

297 H UC Irvine 59 56

318 H McNeese 81 60

LAST 10 Division I

216 H Tulsa 57 38

160 A Memphis 52 57

125 H Tulane 66 67

54 A Temple 62 85

271 A East Carolina 55 47

7 H UConn 42 80

212 H George Mason 58 59

297 H UC Irvine 59 56

99 A UT Arlington 46 51

213 H UTEP 60 56

Non-Div I Games:

SMU

Sacramento St.

Through Games Of Jan. 26, 2020

| | | | | | | | | | | |
|-------------------|----------|-----------|----------------|------------|-------------|---------------|------|------|-------|-----------|
| Average RPI Win: | 230 | WON-LOST | WINNING | LAST 10 | STRENGTH OF | OPP. STRENGTH | TEAM | ADJ. | CONF. | ADJ CONF. |
| Average RPI Loss: | 209 | RECORD | PCT. RANK | GAMES | SCHEDULE | OF SCHEDULE | RPI | RPI | RPI | RPI |
| DIV. I ONLY | 3- 12 | 309 | 3-7 | 292 | 278 | 317 | 317 | 19 | 19 | |
| DIV. I NON-CONF. | 0- 7 | 338 | 0-2 | 321 | 279 | 349 | 349 | 17 | 17 | |
| TOTALS | RPI 1-25 | RPI 26-50 | W-L RECORDS | RPI 51-100 | RPI 101-150 | RPI 150+ | | | | |
| 3- 12 | 0- 1 | 0- 0 | OVERALL | 0- 0 | 0- 2 | 3- 9 | | | | |
| 1- 4 | 0- 1 | 0- 0 | HOME | 0- 0 | 0- 1 | 1- 2 | | | | |
| 2- 8 | 0- 0 | 0- 0 | AWAY | 0- 0 | 0- 1 | 2- 7 | | | | |
| 0- 0 | 0- 0 | 0- 0 | NEUTRAL | 0- 0 | 0- 0 | 0- 0 | | | | |
| 0- 7 | 0- 1 | 0- 0 | NON-CONFERENCE | 0- 0 | 0- 1 | 0- 5 | | | | |
| 0- 1 | 0- 1 | 0- 0 | HOME | 0- 0 | 0- 0 | 0- 0 | | | | |
| 0- 6 | 0- 0 | 0- 0 | AWAY | 0- 0 | 0- 1 | 0- 5 | | | | |
| 0- 0 | 0- 0 | 0- 0 | NEUTRAL | 0- 0 | 0- 0 | 0- 0 | | | | |
| 3- 5 | 0- 0 | 0- 0 | CONFERENCE | 0- 0 | 0- 1 | 3- 4 | | | | |
| 1- 3 | 0- 0 | 0- 0 | HOME | 0- 0 | 0- 1 | 1- 2 | | | | |
| 2- 2 | 0- 0 | 0- 0 | AWAY | 0- 0 | 0- 0 | 2- 2 | | | | |
| 0- 0 | 0- 0 | 0- 0 | NEUTRAL | 0- 0 | 0- 0 | 0- 0 | | | | |

| RPI 1-25 | | | | RPI 26-50 | | | | RPI 51-100 | | | | RPI 101+ Team's RPI: 317 | | | |
|--------------------|---|----------------|---------|-----------|---|---------------|--------|------------|---|----------|-------|--------------------------|---|----------------|---------|
| RPI | S | Opponent | Score | RPI | S | Opponent | Score | RPI | S | Opponent | Score | RPI | S | Opponent | Score |
| 25 | H | Ohio St. | 74 104 | | | | | | | | | 116 | H | Montana St. | 48 85 |
| | | | | | | | | | | | | 134 | A | San Jose St. | 67 73 |
| | | | | | | | | | | | | 186 | A | Portland St. | 73 70 |
| | | | | | | | | | | | | 191 | A | UC Davis | 75 77 |
| | | | | | | | | | | | | 194 | H | Montana | 60 64 |
| | | | | | | | | | | | | 203 | H | Southern Utah | 87 82 |
| | | | | | | | | | | | | 204 | H | Northern Colo. | 63 73 |
| | | | | | | | | | | | | 206 | A | Northern Ariz. | 107 114 |
| | | | | | | | | | | | | 232 | A | San Francisco | 82 87 |
| | | | | | | | | | | | | 256 | A | Idaho St. | 62 80 |
| | | | | | | | | | | | | 287 | A | Nevada | 72 83 |
| | | | | | | | | | | | | 301 | A | Weber St. | 91 67 |
| | | | | | | | | | | | | 331 | A | Seattle U | 84 88 |
| | | | | | | | | | | | | 334 | A | Cal Poly | 43 62 |
| LAST 10 Division I | | | | | | | | | | | | | | | |
| 186 | A | Portland St. | 73 70 | 256 | A | Idaho St. | 62 80 | | | | | | | | |
| 203 | H | Southern Utah | 87 82 | 194 | H | Montana | 60 64 | | | | | | | | |
| 204 | H | Northern Colo. | 63 73 | 116 | H | Montana St. | 48 85 | | | | | | | | |
| 301 | A | Weber St. | 91 67 | 25 | H | Ohio St. | 74 104 | | | | | | | | |
| 206 | A | Northern Ariz. | 107 114 | 232 | A | San Francisco | 82 87 | | | | | | | | |

Non-Div I Games: Cal Maritime 86 55 Pacific Union 94 35

Sacramento St.

Loss, Non-Conf, S Site, H Home A Away N Neutral

Sacred Heart

Through Games Of Jan. 26, 2020

| | | | | | | | | | | |
|-------------------|----------|-----------|----------------|------------|-------------|---------------|------|------|-------|-----------|
| Average RPI Win: | 294 | WON-LOST | WINNING | LAST 10 | STRENGTH OF | OPP. STRENGTH | TEAM | ADJ. | CONF. | ADJ CONF. |
| Average RPI Loss: | 160 | RECORD | PCT. RANK | GAMES | SCHEDULE | OF SCHEDULE | RPI | RPI | RPI | RPI |
| DIV. I ONLY | 6- 11 | 247 | 4-6 | 259 | 274 | 272 | 272 | 29 | 29 | |
| DIV. I NON-CONF. | 2- 8 | 295 | 0-3 | 210 | 153 | 297 | 297 | 30 | 30 | |
| TOTALS | RPI 1-25 | RPI 26-50 | W-L RECORDS | RPI 51-100 | RPI 101-150 | RPI 150+ | | | | |
| 6- 11 | 0- 0 | 0- 2 | OVERALL | 0- 2 | 0- 2 | 6- 5 | | | | |
| 4- 1 | 0- 0 | 0- 0 | HOME | 0- 0 | 0- 1 | 4- 0 | | | | |
| 1- 9 | 0- 0 | 0- 1 | AWAY | 0- 2 | 0- 1 | 1- 5 | | | | |
| 1- 1 | 0- 0 | 0- 1 | NEUTRAL | 0- 0 | 0- 0 | 1- 0 | | | | |
| 2- 8 | 0- 0 | 0- 2 | NON-CONFERENCE | 0- 2 | 0- 1 | 2- 3 | | | | |
| 1- 1 | 0- 0 | 0- 0 | HOME | 0- 0 | 0- 1 | 1- 0 | | | | |
| 0- 6 | 0- 0 | 0- 1 | AWAY | 0- 2 | 0- 0 | 0- 3 | | | | |
| 1- 1 | 0- 0 | 0- 1 | NEUTRAL | 0- 0 | 0- 0 | 1- 0 | | | | |
| 4- 3 | 0- 0 | 0- 0 | CONFERENCE | 0- 0 | 0- 1 | 4- 2 | | | | |
| 3- 0 | 0- 0 | 0- 0 | HOME | 0- 0 | 0- 0 | 3- 0 | | | | |
| 1- 3 | 0- 0 | 0- 0 | AWAY | 0- 0 | 0- 1 | 1- 2 | | | | |
| 0- 0 | 0- 0 | 0- 0 | NEUTRAL | 0- 0 | 0- 0 | 0- 0 | | | | |

| RPI 1-25 | | | | RPI 26-50 | | | | RPI 51-100 | | | | RPI 101+ | | | | Team's RPI: 272 |
|--------------------|---|----------|-------|-----------|---|---------------------|-------|------------|---|-------------|-------|----------|---|---------------------|-------|-----------------|
| RPI | S | Opponent | Score | RPI | S | Opponent | Score | RPI | S | Opponent | Score | RPI | S | Opponent | Score | |
| | | | | 44 | A | Yale | 40 87 | 74 | A | Seton Hall | 69 95 | 124 | H | Holy Cross | 52 65 | |
| | | | | 50 | N | Nebraska | 49 72 | 96 | A | Stony Brook | 50 54 | 138 | A | Robert Morris | 43 73 | |
| | | | | | | | | | | | | 171 | H | Merrimack | 63 60 | |
| | | | | | | | | | | | | 184 | A | Saint Joseph's | 44 71 | |
| | | | | | | | | | | | | 188 | A | Penn St. | 65 88 | |
| | | | | | | | | | | | | 223 | A | Saint Francis (PA) | 58 60 | |
| | | | | | | | | | | | | 292 | A | Wagner | 79 65 | |
| | | | | | | | | | | | | 304 | A | Siena | 57 68 | |
| | | | | | | | | | | | | 305 | H | Hofstra | 71 44 | |
| | | | | | | | | | | | | 314 | N | Detroit Mercy | 66 60 | |
| | | | | | | | | | | | | 335 | A | Fairleigh Dickinson | 60 65 | |
| | | | | | | | | | | | | 335 | H | Fairleigh Dickinson | 68 53 | |
| | | | | | | | | | | | | 344 | H | Central Conn. St. | 66 58 | |
| LAST 10 Division I | | | | | | | | | | | | | | | | |
| | | | | 335 | H | Fairleigh Dickinson | 68 53 | 292 | A | Wagner | 79 65 | | | | | |
| | | | | 138 | A | Robert Morris | 43 73 | 171 | H | Merrimack | 63 60 | | | | | |
| | | | | 223 | A | Saint Francis (PA) | 58 60 | 188 | A | Penn St. | 65 88 | | | | | |
| | | | | 335 | A | Fairleigh Dickinson | 60 65 | 44 | A | Yale | 40 87 | | | | | |
| | | | | 344 | H | Central Conn. St. | 66 58 | 124 | H | Holy Cross | 52 65 | | | | | |

Non-Div I Games: Bridgeport 77 63

Sacred Heart

Loss, Non-Conf, S Site, H Home A Away N Neutral

| | | | | | | | | | | |
|-------------------|----------|-----------|----------------|------------|-------------|---------------|------|------|-------|-----------|
| Average RPI Win: | 295 | WON-LOST | WINNING | LAST 10 | STRENGTH OF | OPP. STRENGTH | TEAM | ADJ. | CONF. | ADJ CONF. |
| Average RPI Loss: | 128 | RECORD | PCT. RANK | GAMES | SCHEDULE | OF SCHEDULE | RPI | RPI | RPI | RPI |
| DIV. I ONLY | 8- 11 | 220 | 6-4 | 235 | 241 | 223 | 223 | 29 | 29 | |
| DIV. I NON-CONF. | 2- 9 | 304 | 0-2 | 62 | 109 | 212 | 212 | 30 | 30 | |
| TOTALS | RPI 1-25 | RPI 26-50 | W-L RECORDS | RPI 51-100 | RPI 101-150 | RPI 150+ | | | | |
| 8- 11 | 0- 0 | 0- 3 | OVERALL | 0- 2 | 0- 2 | 8- 4 | | | | |
| 3- 4 | 0- 0 | 0- 0 | HOME | 0- 1 | 0- 1 | 3- 2 | | | | |
| 4- 6 | 0- 0 | 0- 2 | AWAY | 0- 1 | 0- 1 | 4- 2 | | | | |
| 1- 1 | 0- 0 | 0- 1 | NEUTRAL | 0- 0 | 0- 0 | 1- 0 | | | | |
| 2- 9 | 0- 0 | 0- 3 | NON-CONFERENCE | 0- 2 | 0- 2 | 2- 2 | | | | |
| 0- 3 | 0- 0 | 0- 0 | HOME | 0- 1 | 0- 1 | 0- 1 | | | | |
| 1- 5 | 0- 0 | 0- 2 | AWAY | 0- 1 | 0- 1 | 1- 1 | | | | |
| 1- 1 | 0- 0 | 0- 1 | NEUTRAL | 0- 0 | 0- 0 | 1- 0 | | | | |
| 6- 2 | 0- 0 | 0- 0 | CONFERENCE | 0- 0 | 0- 0 | 6- 2 | | | | |
| 3- 1 | 0- 0 | 0- 0 | HOME | 0- 0 | 0- 0 | 3- 1 | | | | |
| 3- 1 | 0- 0 | 0- 0 | AWAY | 0- 0 | 0- 0 | 3- 1 | | | | |
| 0- 0 | 0- 0 | 0- 0 | NEUTRAL | 0- 0 | 0- 0 | 0- 0 | | | | |

| RPI 1-25 | | | | RPI 26-50 | | | | RPI 51-100 | | | | RPI 101+ Team's RPI: 223 | | | |
|--------------------|---|----------|-------|-----------|---|----------------------|--------|------------|---|---------------------|-------|--------------------------|---|----------------------|-------|
| RPI | S | Opponent | Score | RPI | S | Opponent | Score | RPI | S | Opponent | Score | RPI | S | Opponent | Score |
| | | | | 26 | A | Virginia Tech | 41 105 | 60 | H | Bucknell | 46 70 | 108 | H | Liberty | 52 71 |
| | | | | 31 | N | FGCU | 64 97 | 78 | A | South Fla. | 23 62 | 109 | A | Duquesne | 69 72 |
| | | | | 39 | A | West Virginia | 45 74 | | | | | 171 | H | Merrimack | 56 71 |
| | | | | | | | | | | | | 210 | H | Youngstown St. | 46 56 |
| | | | | | | | | | | | | 243 | N | Stetson | 78 73 |
| | | | | | | | | | | | | 244 | A | Morehead St. | 54 65 |
| | | | | | | | | | | | | 272 | H | Sacred Heart | 60 58 |
| | | | | | | | | | | | | 281 | A | Vermont | 73 69 |
| | | | | | | | | | | | | 292 | H | Wagner | 51 50 |
| | | | | | | | | | | | | 307 | A | Bryant | 63 60 |
| | | | | | | | | | | | | 312 | A | St. Francis Brooklyn | 67 59 |
| | | | | | | | | | | | | 312 | H | St. Francis Brooklyn | 82 72 |
| | | | | | | | | | | | | 335 | A | Fairleigh Dickinson | 47 56 |
| | | | | | | | | | | | | 344 | A | Central Conn. St. | 64 52 |
| LAST 10 Division I | | | | | | | | | | | | | | | |
| | | | | 312 | A | St. Francis Brooklyn | 67 59 | 335 | A | Fairleigh Dickinson | 47 56 | | | | |
| | | | | 171 | H | Merrimack | 56 71 | 344 | A | Central Conn. St. | 64 52 | | | | |
| | | | | 272 | H | Sacred Heart | 60 58 | 307 | A | Bryant | 63 60 | | | | |
| | | | | 292 | H | Wagner | 51 50 | 60 | H | Bucknell | 46 70 | | | | |
| | | | | 312 | H | St. Francis Brooklyn | 82 72 | 108 | H | Liberty | 52 71 | | | | |

Non-Div I Games:

Saint Francis (PA)

■ Loss,
■ Non-Conf,
■ S Site,
■ H Home
■ A Away
N Neutral

Saint Joseph's

Through Games Of Jan. 26, 2020

| | | | | | | | | | | |
|-------------------|----------|-----------|----------------|------------|-------------|---------------|------|------|-------|-----------|
| Average RPI Win: | 187 | WON-LOST | WINNING | LAST 10 | STRENGTH OF | OPP. STRENGTH | TEAM | ADJ. | CONF. | ADJ CONF. |
| Average RPI Loss: | 128 | RECORD | PCT. RANK | GAMES | SCHEDULE | OF SCHEDULE | RPI | RPI | RPI | RPI |
| DIV. I ONLY | 8- 11 | 220 | 4-6 | 109 | 143 | 184 | 184 | 12 | 12 | |
| DIV. I NON-CONF. | 6- 6 | 164 | 2-1 | 92 | 180 | 147 | 147 | 12 | 12 | |
| TOTALS | RPI 1-25 | RPI 26-50 | W-L RECORDS | RPI 51-100 | RPI 101-150 | RPI 150+ | | | | |
| 8- 11 | 0- 0 | 0- 0 | OVERALL | 1- 3 | 2- 5 | 5- 3 | | | | |
| 5- 4 | 0- 0 | 0- 0 | HOME | 1- 1 | 1- 2 | 3- 1 | | | | |
| 2- 5 | 0- 0 | 0- 0 | AWAY | 0- 1 | 0- 3 | 2- 1 | | | | |
| 1- 2 | 0- 0 | 0- 0 | NEUTRAL | 0- 1 | 1- 0 | 0- 1 | | | | |
| 6- 6 | 0- 0 | 0- 0 | NON-CONFERENCE | 1- 3 | 1- 2 | 4- 1 | | | | |
| 4- 2 | 0- 0 | 0- 0 | HOME | 1- 1 | 0- 1 | 3- 0 | | | | |
| 1- 2 | 0- 0 | 0- 0 | AWAY | 0- 1 | 0- 1 | 1- 0 | | | | |
| 1- 2 | 0- 0 | 0- 0 | NEUTRAL | 0- 1 | 1- 0 | 0- 1 | | | | |
| 2- 5 | 0- 0 | 0- 0 | CONFERENCE | 0- 0 | 1- 3 | 1- 2 | | | | |
| 1- 2 | 0- 0 | 0- 0 | HOME | 0- 0 | 1- 1 | 0- 1 | | | | |
| 1- 3 | 0- 0 | 0- 0 | AWAY | 0- 0 | 0- 2 | 1- 1 | | | | |
| 0- 0 | 0- 0 | 0- 0 | NEUTRAL | 0- 0 | 0- 0 | 0- 0 | | | | |

| RPI 1-25 | | | RPI 26-50 | | | RPI 51-100 | | | RPI 101+ | | | Team's RPI: 184 |
|-----------------------|---|----------|-----------|----------------|---|-----------------|-------|-----------------------|----------|----------|-------|-----------------|
| RPI | S | Opponent | Score | RPI | S | Opponent | Score | RPI | S | Opponent | Score | |
| | | | | | | 54 H Temple | 67 63 | 109 H Duquesne | | 51 58 | | |
| | | | | | | 69 H Drexel | 52 62 | 113 A VCU | | 40 47 | | |
| | | | | | | 74 N Seton Hall | 39 55 | 118 H Richmond | | 67 56 | | |
| | | | | | | 88 A Villanova | 44 60 | 120 H Penn | | 45 55 | | |
| | | | | | | | | 140 N Harvard | | 63 39 | | |
| | | | | | | | | 144 A Auburn | | 62 66 | | |
| | | | | | | | | 150 A Massachusetts | | 43 61 | | |
| | | | | | | | | 162 A Columbia | | 71 57 | | |
| | | | | | | | | 172 H Rhode Island | | 47 49 | | |
| | | | | | | | | 176 N Furman | | 48 63 | | |
| | | | | | | | | 190 H American | | 72 51 | | |
| | | | | | | | | 198 A La Salle | | 59 67 | | |
| | | | | | | | | 272 H Sacred Heart | | 71 44 | | |
| | | | | | | | | 277 H Navy | | 49 40 | | |
| | | | | | | | | 283 A St. Bonaventure | | 61 60 | | |
| LAST 10 Division I | | | | | | | | | | | | |
| 198 A La Salle | | 59 67 | | 113 A VCU | | 40 47 | | | | | | |
| 283 A St. Bonaventure | | 61 60 | | 118 H Richmond | | 67 56 | | | | | | |
| 109 H Duquesne | | 51 58 | | 277 H Navy | | 49 40 | | | | | | |
| 172 H Rhode Island | | 47 49 | | 176 N Furman | | 48 63 | | | | | | |
| 150 A Massachusetts | | 43 61 | | 140 N Harvard | | 63 39 | | | | | | |

Non-Div I Games:

Saint Joseph's

■ Loss,
 ■ Non-Conf,
 ■ S Site,
 ■ H Home
 ■ A Away
 N Neutral

Saint Louis

Through Games Of Jan. 26, 2020

| Average RPI Win: | 175 | WON-LOST | WINNING | LAST 10 | STRENGTH OF | OPP. STRENGTH | TEAM | ADJ. | CONF. | ADJ CONF. |
|-------------------|----------|-----------|----------------|------------|-------------|---------------|------|------|-------|-----------|
| Average RPI Loss: | 92 | RECORD | PCT. RANK | GAMES | SCHEDULE | OF SCHEDULE | RPI | RPI | RPI | RPI |
| DIV. I ONLY | 11- 9 | 150 | 4-6 | 68 | 122 | 98 | 98 | 12 | 12 | |
| DIV. I NON-CONF. | 8- 5 | 117 | 1-2 | 68 | 108 | 63 | 63 | 12 | 12 | |
| TOTALS | RPI 1-25 | RPI 26-50 | W-L RECORDS | RPI 51-100 | RPI 101-150 | RPI 150+ | | | | |
| 11- 9 | 0- 1 | 0- 0 | OVERALL | 3- 5 | 2- 3 | 6- 0 | | | | |
| 6- 4 | 0- 1 | 0- 0 | HOME | 3- 2 | 1- 1 | 2- 0 | | | | |
| 5- 5 | 0- 0 | 0- 0 | AWAY | 0- 3 | 1- 2 | 4- 0 | | | | |
| 0- 0 | 0- 0 | 0- 0 | NEUTRAL | 0- 0 | 0- 0 | 0- 0 | | | | |
| 8- 5 | 0- 1 | 0- 0 | NON-CONFERENCE | 3- 3 | 1- 1 | 4- 0 | | | | |
| 4- 2 | 0- 1 | 0- 0 | HOME | 3- 1 | 0- 0 | 1- 0 | | | | |
| 4- 3 | 0- 0 | 0- 0 | AWAY | 0- 2 | 1- 1 | 3- 0 | | | | |
| 0- 0 | 0- 0 | 0- 0 | NEUTRAL | 0- 0 | 0- 0 | 0- 0 | | | | |
| 3- 4 | 0- 0 | 0- 0 | CONFERENCE | 0- 2 | 1- 2 | 2- 0 | | | | |
| 2- 2 | 0- 0 | 0- 0 | HOME | 0- 1 | 1- 1 | 1- 0 | | | | |
| 1- 2 | 0- 0 | 0- 0 | AWAY | 0- 1 | 0- 1 | 1- 0 | | | | |
| 0- 0 | 0- 0 | 0- 0 | NEUTRAL | 0- 0 | 0- 0 | 0- 0 | | | | |

| RPI 1-25 | | | | RPI 26-50 | | | | RPI 51-100 Team's RPI: 98 | | | | RPI 101+ | | | |
|--------------------|---|-----------------|-------|-----------|---|-------------|-------|---------------------------|---|---------------|-------|----------|---|-------------------|-------|
| RPI | S | Opponent | Score | RPI | S | Opponent | Score | RPI | S | Opponent | Score | RPI | S | Opponent | Score |
| 21 | H | Princeton | 50 66 | | | | | 79 | A | Dayton | 47 48 | 103 | A | Cincinnati | 60 50 |
| | | | | | | | | 82 | H | Kansas | 60 68 | 109 | H | Duquesne | 53 50 |
| | | | | | | | | 83 | A | Vanderbilt | 50 62 | 113 | H | VCU | 52 65 |
| | | | | | | | | 84 | H | UT Martin | 56 50 | 117 | A | Fordham | 54 66 |
| | | | | | | | | 87 | A | Southern Ill. | 53 61 | 145 | A | Missouri | 58 83 |
| | | | | | | | | 91 | H | Colgate | 61 51 | 152 | H | Southeast Mo. St. | 76 61 |
| | | | | | | | | 93 | H | Illinois St. | 61 56 | 198 | A | La Salle | 77 61 |
| | | | | | | | | 100 | H | Davidson | 58 65 | 228 | A | Northern Ky. | 67 42 |
| | | | | | | | | | | | | 269 | A | Indiana St. | 55 53 |
| | | | | | | | | | | | | 283 | H | St. Bonaventure | 72 51 |
| | | | | | | | | | | | | 320 | A | SIUE | 68 35 |
| LAST 10 Division I | | | | | | | | | | | | | | | |
| 109 | H | Duquesne | 53 50 | 198 | A | La Salle | 77 61 | | | | | | | | |
| 117 | A | Fordham | 54 66 | 100 | H | Davidson | 58 65 | | | | | | | | |
| 79 | A | Dayton | 47 48 | 269 | A | Indiana St. | 55 53 | | | | | | | | |
| 283 | H | St. Bonaventure | 72 51 | 82 | H | Kansas | 60 68 | | | | | | | | |
| 113 | H | VCU | 52 65 | 21 | H | Princeton | 50 66 | | | | | | | | |

Non-Div I Games:

Saint Louis

■ Loss,
 ■ Non-Conf,
 ■ S Site,
 ■ H Home
 ■ A Away
 N Neutral

Saint Mary's (CA)

Through Games Of Jan. 26, 2020

| | | | | | | | | | | |
|-------------------|----------|-----------|----------------|------------|-------------|---------------|------|------|-------|-----------|
| Average RPI Win: | 222 | WON-LOST | WINNING | LAST 10 | STRENGTH OF | OPP. STRENGTH | TEAM | ADJ. | CONF. | ADJ CONF. |
| Average RPI Loss: | 106 | RECORD | PCT. RANK | GAMES | SCHEDULE | OF SCHEDULE | RPI | RPI | RPI | RPI |
| DIV. I ONLY | 9- 11 | 202 | 5-5 | 112 | 117 | 177 | 177 | 11 | 11 | |
| DIV. I NON-CONF. | 5- 6 | 187 | 1-0 | 121 | 159 | 186 | 186 | 11 | 11 | |
| TOTALS | RPI 1-25 | RPI 26-50 | W-L RECORDS | RPI 51-100 | RPI 101-150 | RPI 150+ | | | | |
| 9- 11 | 0- 2 | 1- 1 | OVERALL | 0- 3 | 0- 3 | 8- 2 | | | | |
| 6- 5 | 0- 1 | 1- 1 | HOME | 0- 1 | 0- 2 | 5- 0 | | | | |
| 2- 6 | 0- 1 | 0- 0 | AWAY | 0- 2 | 0- 1 | 2- 2 | | | | |
| 1- 0 | 0- 0 | 0- 0 | NEUTRAL | 0- 0 | 0- 0 | 1- 0 | | | | |
| 5- 6 | 0- 1 | 1- 1 | NON-CONFERENCE | 0- 2 | 0- 0 | 4- 2 | | | | |
| 4- 2 | 0- 1 | 1- 1 | HOME | 0- 0 | 0- 0 | 3- 0 | | | | |
| 0- 4 | 0- 0 | 0- 0 | AWAY | 0- 2 | 0- 0 | 0- 2 | | | | |
| 1- 0 | 0- 0 | 0- 0 | NEUTRAL | 0- 0 | 0- 0 | 1- 0 | | | | |
| 4- 5 | 0- 1 | 0- 0 | CONFERENCE | 0- 1 | 0- 3 | 4- 0 | | | | |
| 2- 3 | 0- 0 | 0- 0 | HOME | 0- 1 | 0- 2 | 2- 0 | | | | |
| 2- 2 | 0- 1 | 0- 0 | AWAY | 0- 0 | 0- 1 | 2- 0 | | | | |
| 0- 0 | 0- 0 | 0- 0 | NEUTRAL | 0- 0 | 0- 0 | 0- 0 | | | | |

| RPI 1-25 | | | | RPI 26-50 | | | | RPI 51-100 | | | | RPI 101+ Team's RPI: 177 | | | |
|--------------------|---|-----------|-------|-----------|---|-----------------|-------|------------|---|----------|-------|--------------------------|---|------------------|-------|
| RPI | S | Opponent | Score | RPI | S | Opponent | Score | RPI | S | Opponent | Score | RPI | S | Opponent | Score |
| 10 | A | Gonzaga | 49 74 | 28 | H | Western Ky. | 80 73 | 58 | A | UCF | 58 67 | 106 | H | Pacific | 66 68 |
| 19 | H | NC State | 70 87 | 37 | H | Marquette | 63 77 | 80 | H | BYU | 55 65 | 123 | A | Portland | 65 78 |
| | | | | | | | | 82 | A | Kansas | 81 86 | 147 | H | San Diego | 54 72 |
| | | | | | | | | | | | | 168 | A | Santa Clara | 95 87 |
| | | | | | | | | | | | | 191 | H | UC Davis | 83 74 |
| | | | | | | | | | | | | 215 | A | Wyoming | 67 69 |
| | | | | | | | | | | | | 232 | A | San Francisco | 86 79 |
| | | | | | | | | | | | | 245 | H | LMU (CA) | 86 70 |
| | | | | | | | | | | | | 246 | H | Pepperdine | 85 78 |
| | | | | | | | | | | | | 268 | H | UC Santa Barbara | 64 43 |
| | | | | | | | | | | | | 283 | N | St. Bonaventure | 72 57 |
| | | | | | | | | | | | | 287 | A | Nevada | 72 78 |
| | | | | | | | | | | | | 334 | H | Cal Poly | 84 67 |
| LAST 10 Division I | | | | | | | | | | | | | | | |
| 106 | H | Pacific | 66 68 | 245 | H | LMU (CA) | 86 70 | | | | | | | | |
| 80 | H | BYU | 55 65 | 246 | H | Pepperdine | 85 78 | | | | | | | | |
| 147 | H | San Diego | 54 72 | 168 | A | Santa Clara | 95 87 | | | | | | | | |
| 123 | A | Portland | 65 78 | 232 | A | San Francisco | 86 79 | | | | | | | | |
| 10 | A | Gonzaga | 49 74 | 283 | N | St. Bonaventure | 72 57 | | | | | | | | |

Non-Div I Games:

Saint Mary's (CA)

■ Loss,
 ■ Non-Conf,
 ■ S Site,
 ■ H Home
 ■ A Away
 N Neutral

| SUNSHINE FOOTBALL | | | | THROUGH GAMES OF JAN. 10, 1910 | | | | | | |
|-------------------|----------|----------|-----------|--------------------------------|-------------|---------------|----------|------|-------|-----------|
| Average RPI Win: | 320 | WON-LOST | WINNING | LAST 10 | STRENGTH OF | OPP. STRENGTH | TEAM | ADJ. | CONF. | ADJ CONF. |
| Average RPI Loss: | 237 | RECORD | PCT. RANK | GAMES | SCHEDULE | OF SCHEDULE | RPI | RPI | RPI | RPI |
| DIV. I ONLY | 5- 12 | 279 | 2-8 | 350 | 327 | 337 | 337 | 24 | 24 | |
| DIV. I NON-CONF. | 3- 6 | 235 | 0-2 | 349 | 341 | 337 | 337 | 25 | 25 | |
| TOTALS | RPI 1-25 | | RPI 26-50 | W-L RECORDS | RPI 51-100 | RPI 101-150 | RPI 150+ | | | |
| 5- 12 | 0- 0 | | 0- 0 | OVERALL | 0- 1 | 0- 1 | 5- 10 | | | |
| 2- 4 | 0- 0 | | 0- 0 | HOME | 0- 0 | 0- 1 | 2- 3 | | | |
| 3- 8 | 0- 0 | | 0- 0 | AWAY | 0- 1 | 0- 0 | 3- 7 | | | |
| 0- 0 | 0- 0 | | 0- 0 | NEUTRAL | 0- 0 | 0- 0 | 0- 0 | | | |
| 3- 6 | 0- 0 | | 0- 0 | NON-CONFERENCE | 0- 0 | 0- 1 | 3- 5 | | | |
| 1- 2 | 0- 0 | | 0- 0 | HOME | 0- 0 | 0- 1 | 1- 1 | | | |
| 2- 4 | 0- 0 | | 0- 0 | AWAY | 0- 0 | 0- 0 | 2- 4 | | | |
| 0- 0 | 0- 0 | | 0- 0 | NEUTRAL | 0- 0 | 0- 0 | 0- 0 | | | |
| 2- 6 | 0- 0 | | 0- 0 | CONFERENCE | 0- 1 | 0- 0 | 2- 5 | | | |
| 1- 2 | 0- 0 | | 0- 0 | HOME | 0- 0 | 0- 0 | 1- 2 | | | |
| 1- 4 | 0- 0 | | 0- 0 | AWAY | 0- 1 | 0- 0 | 1- 3 | | | |
| 0- 0 | 0- 0 | | 0- 0 | NEUTRAL | 0- 0 | 0- 0 | 0- 0 | | | |

| RPI 1-25 | | | | RPI 26-50 | | | | RPI 51-100 | | | | RPI 101+ Team's RPI: 337 | | | |
|--------------------|---|----------|-------|-----------|---|-----------|-------|------------|---|---------------------|-------|--------------------------|---|---------------------|-------|
| RPI | S | Opponent | Score | RPI | S | Opponent | Score | RPI | S | Opponent | Score | RPI | S | Opponent | Score |
| | | | | | | | | 73 | A | Marist | 76 96 | 115 | H | Lehigh | 71 80 |
| | | | | | | | | | | | | 219 | A | Niagara | 89 97 |
| | | | | | | | | | | | | 222 | H | Manhattan | 52 85 |
| | | | | | | | | | | | | 225 | A | Iona | 59 69 |
| | | | | | | | | | | | | 238 | A | Howard | 80 92 |
| | | | | | | | | | | | | 252 | A | Fairfield | 48 67 |
| | | | | | | | | | | | | 259 | A | Delaware St. | 66 89 |
| | | | | | | | | | | | | 267 | H | Morgan St. | 78 77 |
| | | | | | | | | | | | | 286 | H | Monmouth | 67 81 |
| | | | | | | | | | | | | 292 | A | Wagner | 89 90 |
| | | | | | | | | | | | | 304 | H | Siena | 87 83 |
| | | | | | | | | | | | | 329 | A | NJIT | 73 76 |
| | | | | | | | | | | | | 335 | H | Fairleigh Dickinson | 71 77 |
| | | | | | | | | | | | | 336 | A | Canisius | 86 68 |
| | | | | | | | | | | | | 343 | A | Coppin St. | 82 57 |
| | | | | | | | | | | | | 348 | A | LIU Brooklyn | 89 74 |
| LAST 10 Division I | | | | | | | | | | | | | | | |
| | | | | 336 | A | Canisius | 86 68 | 222 | H | Manhattan | 52 85 | | | | |
| | | | | 219 | A | Niagara | 89 97 | 304 | H | Siena | 87 83 | | | | |
| | | | | 225 | A | Iona | 59 69 | 73 | A | Marist | 76 96 | | | | |
| | | | | 286 | H | Monmouth | 67 81 | 115 | H | Lehigh | 71 80 | | | | |
| | | | | 252 | A | Fairfield | 48 67 | 335 | H | Fairleigh Dickinson | 71 77 | | | | |

Non-Div I Games:

Saint Peter's

■ Loss, ■ Non-Conf, S Site, H Home A Away N Neutral

Sam Houston St.

Through Games Of Jan. 26, 2020

| | | | | | | | | | | |
|-------------------|----------|-----------|----------------|------------|-------------|---------------|------|------|-------|-----------|
| Average RPI Win: | 252 | WON-LOST | WINNING | LAST 10 | STRENGTH OF | OPP. STRENGTH | TEAM | ADJ. | CONF. | ADJ CONF. |
| Average RPI Loss: | 160 | RECORD | PCT. RANK | GAMES | SCHEDULE | OF SCHEDULE | RPI | RPI | RPI | RPI |
| DIV. I ONLY | 10- 5 | 76 | 8-2 | 327 | 211 | 163 | 163 | 23 | 23 | |
| DIV. I NON-CONF. | 2- 4 | 235 | 0-1 | 254 | 170 | 226 | 226 | 20 | 20 | |
| TOTALS | RPI 1-25 | RPI 26-50 | W-L RECORDS | RPI 51-100 | RPI 101-150 | RPI 150+ | | | | |
| 10- 5 | 0- 0 | 0- 1 | OVERALL | 0- 1 | 2- 0 | 8- 3 | | | | |
| 4- 1 | 0- 0 | 0- 0 | HOME | 0- 1 | 1- 0 | 3- 0 | | | | |
| 6- 4 | 0- 0 | 0- 1 | AWAY | 0- 0 | 1- 0 | 5- 3 | | | | |
| 0- 0 | 0- 0 | 0- 0 | NEUTRAL | 0- 0 | 0- 0 | 0- 0 | | | | |
| 2- 4 | 0- 0 | 0- 1 | NON-CONFERENCE | 0- 0 | 1- 0 | 1- 3 | | | | |
| 1- 0 | 0- 0 | 0- 0 | HOME | 0- 0 | 1- 0 | 0- 0 | | | | |
| 1- 4 | 0- 0 | 0- 1 | AWAY | 0- 0 | 0- 0 | 1- 3 | | | | |
| 0- 0 | 0- 0 | 0- 0 | NEUTRAL | 0- 0 | 0- 0 | 0- 0 | | | | |
| 8- 1 | 0- 0 | 0- 0 | CONFERENCE | 0- 1 | 1- 0 | 7- 0 | | | | |
| 3- 1 | 0- 0 | 0- 0 | HOME | 0- 1 | 0- 0 | 3- 0 | | | | |
| 5- 0 | 0- 0 | 0- 0 | AWAY | 0- 0 | 1- 0 | 4- 0 | | | | |
| 0- 0 | 0- 0 | 0- 0 | NEUTRAL | 0- 0 | 0- 0 | 0- 0 | | | | |

| RPI S | Opponent | Score | RPI S | Opponent | Score | RPI S | Opponent | Score | RPI S | Opponent | Score | Team's RPI: 163 |
|--------------------|---------------------|-------|-------|---------------------|-------|-------|--------------------|-------|-------|--------------------|-------|-----------------|
| 38 | A Oklahoma | 71 95 | 81 | H Abilene Christian | 73 81 | 128 | H Louisiana | 77 73 | 149 | A New Orleans | 78 46 | |
| | | | | | | 154 | A Texas Tech | 57 99 | 207 | A Central Ark. | 72 54 | |
| | | | | | | 217 | H Lamar University | 68 47 | 231 | A Southeastern La. | 84 69 | |
| | | | | | | 251 | A Oral Roberts | 41 64 | 275 | A Ole Miss | 69 75 | |
| | | | | | | 295 | H Nicholls St. | 87 71 | 303 | A UTSA | 81 77 | |
| | | | | | | 318 | H McNeese | 92 59 | 330 | A Houston Baptist | 97 69 | |
| | | | | | | 342 | A Northwestern St. | 79 69 | | | | |
| LAST 10 Division I | | | | | | | | | | | | |
| 81 | H Abilene Christian | 73 81 | 295 | H Nicholls St. | 87 71 | | | | | | | |
| 330 | A Houston Baptist | 97 69 | 318 | H McNeese | 92 59 | | | | | | | |
| 217 | H Lamar University | 68 47 | 149 | A New Orleans | 78 46 | | | | | | | |
| 207 | A Central Ark. | 72 54 | 342 | A Northwestern St. | 79 69 | | | | | | | |
| 231 | A Southeastern La. | 84 69 | 38 | A Oklahoma | 71 95 | | | | | | | |

Non-Div I Games: Jarvis Christian 114 46 Howard Payne 91 49 Wiley 102 52

Sam Houston St.

Loss, Non-Conf, S Site, H Home A Away N Neutral

| | | | | | | | | | | |
|-------------------|----------|-----------|----------------|------------|-------------|---------------|------|------|-------|-----------|
| Average RPI Win: | 261 | WON-LOST | WINNING | LAST 10 | STRENGTH OF | OPP. STRENGTH | TEAM | ADJ. | CONF. | ADJ CONF. |
| Average RPI Loss: | 102 | RECORD | PCT. RANK | GAMES | SCHEDULE | OF SCHEDULE | RPI | RPI | RPI | RPI |
| DIV. I ONLY | 8- 11 | 220 | 6-4 | 122 | 207 | 165 | 165 | 25 | 25 | |
| DIV. I NON-CONF. | 4- 10 | 259 | 2-3 | 53 | 214 | 149 | 149 | 23 | 23 | |
| TOTALS | RPI 1-25 | RPI 26-50 | W-L RECORDS | RPI 51-100 | RPI 101-150 | RPI 150+ | | | | |
| 8- 11 | 0- 2 | 0- 1 | OVERALL | 0- 2 | 0- 4 | 8- 2 | | | | |
| 3- 3 | 0- 0 | 0- 1 | HOME | 0- 1 | 0- 1 | 3- 0 | | | | |
| 4- 8 | 0- 2 | 0- 0 | AWAY | 0- 1 | 0- 3 | 4- 2 | | | | |
| 1- 0 | 0- 0 | 0- 0 | NEUTRAL | 0- 0 | 0- 0 | 1- 0 | | | | |
| 4- 10 | 0- 2 | 0- 1 | NON-CONFERENCE | 0- 2 | 0- 4 | 4- 1 | | | | |
| 0- 3 | 0- 0 | 0- 1 | HOME | 0- 1 | 0- 1 | 0- 0 | | | | |
| 3- 7 | 0- 2 | 0- 0 | AWAY | 0- 1 | 0- 3 | 3- 1 | | | | |
| 1- 0 | 0- 0 | 0- 0 | NEUTRAL | 0- 0 | 0- 0 | 1- 0 | | | | |
| 4- 1 | 0- 0 | 0- 0 | CONFERENCE | 0- 0 | 0- 0 | 4- 1 | | | | |
| 3- 0 | 0- 0 | 0- 0 | HOME | 0- 0 | 0- 0 | 3- 0 | | | | |
| 1- 1 | 0- 0 | 0- 0 | AWAY | 0- 0 | 0- 0 | 1- 1 | | | | |
| 0- 0 | 0- 0 | 0- 0 | NEUTRAL | 0- 0 | 0- 0 | 0- 0 | | | | |

| RPI 1-25 | | | | RPI 26-50 | | | | RPI 51-100 | | | | RPI 101+ Team's RPI: 165 | | | |
|--------------------|---|-------------|-------|-----------|---|-------------|-------|------------|---|-----------|-------|--------------------------|---|----------------|-------|
| RPI | S | Opponent | Score | RPI | S | Opponent | Score | RPI | S | Opponent | Score | RPI | S | Opponent | Score |
| 16 | A | Florida St. | 59 88 | 28 | H | Western Ky. | 84 88 | 66 | H | Troy | 65 74 | 112 | A | UAB | 69 76 |
| 20 | A | Kentucky | 49 79 | | | | | 84 | A | UT Martin | 75 80 | 117 | A | Fordham | 37 68 |
| | | | | | | | | | | | | 130 | A | Florida | 48 84 |
| | | | | | | | | | | | | 135 | H | Tennessee Tech | 57 72 |
| | | | | | | | | | | | | 156 | A | North Ala. | 79 63 |
| | | | | | | | | | | | | 176 | A | Furman | 69 77 |
| | | | | | | | | | | | | 218 | A | Murray St. | 84 56 |
| | | | | | | | | | | | | 233 | H | Chattanooga | 60 46 |
| | | | | | | | | | | | | 235 | A | Kennesaw St. | 55 60 |
| | | | | | | | | | | | | 239 | H | ETSU | 68 34 |
| | | | | | | | | | | | | 284 | A | Wofford | 74 58 |
| | | | | | | | | | | | | 305 | N | Hofstra | 65 45 |
| | | | | | | | | | | | | 321 | A | Alabama St. | 83 48 |
| | | | | | | | | | | | | 328 | H | Mercer | 72 64 |
| LAST 10 Division I | | | | | | | | | | | | | | | |
| 239 | H | ETSU | 68 34 | 305 | N | Hofstra | 65 45 | | | | | | | | |
| 233 | H | Chattanooga | 60 46 | 117 | A | Fordham | 37 68 | | | | | | | | |
| 328 | H | Mercer | 72 64 | 218 | A | Murray St. | 84 56 | | | | | | | | |
| 176 | A | Furman | 69 77 | 28 | H | Western Ky. | 84 88 | | | | | | | | |
| 284 | A | Wofford | 74 58 | 20 | A | Kentucky | 49 79 | | | | | | | | |

Non-Div I Games: Montevallo 81 60

Samford

Loss, Non-Conf, S Site, H Home A Away N Neutral

San Diego

Through Games Of Jan. 26, 2020

| | | | | | | | | | | |
|-------------------|----------|-----------|----------------|------------|-------------|---------------|------|------|-------|-----------|
| Average RPI Win: | 213 | WON-LOST | WINNING | LAST 10 | STRENGTH OF | OPP. STRENGTH | TEAM | ADJ. | CONF. | ADJ CONF. |
| Average RPI Loss: | 134 | RECORD | PCT. RANK | GAMES | SCHEDULE | OF SCHEDULE | RPI | RPI | RPI | RPI |
| DIV. I ONLY | 11- 8 | 128 | 7-3 | 151 | 191 | 147 | 147 | 11 | 11 | |
| DIV. I NON-CONF. | 5- 5 | 164 | 1-0 | 185 | 321 | 221 | 221 | 11 | 11 | |
| TOTALS | RPI 1-25 | RPI 26-50 | W-L RECORDS | RPI 51-100 | RPI 101-150 | RPI 150+ | | | | |
| 11- 8 | 0- 1 | 0- 0 | OVERALL | 0- 1 | 2- 3 | 9- 3 | | | | |
| 6- 5 | 0- 1 | 0- 0 | HOME | 0- 0 | 1- 2 | 5- 2 | | | | |
| 5- 3 | 0- 0 | 0- 0 | AWAY | 0- 1 | 1- 1 | 4- 1 | | | | |
| 0- 0 | 0- 0 | 0- 0 | NEUTRAL | 0- 0 | 0- 0 | 0- 0 | | | | |
| 5- 5 | 0- 0 | 0- 0 | NON-CONFERENCE | 0- 0 | 0- 3 | 5- 2 | | | | |
| 3- 4 | 0- 0 | 0- 0 | HOME | 0- 0 | 0- 2 | 3- 2 | | | | |
| 2- 1 | 0- 0 | 0- 0 | AWAY | 0- 0 | 0- 1 | 2- 0 | | | | |
| 0- 0 | 0- 0 | 0- 0 | NEUTRAL | 0- 0 | 0- 0 | 0- 0 | | | | |
| 6- 3 | 0- 1 | 0- 0 | CONFERENCE | 0- 1 | 2- 0 | 4- 1 | | | | |
| 3- 1 | 0- 1 | 0- 0 | HOME | 0- 0 | 1- 0 | 2- 0 | | | | |
| 3- 2 | 0- 0 | 0- 0 | AWAY | 0- 1 | 1- 0 | 2- 1 | | | | |
| 0- 0 | 0- 0 | 0- 0 | NEUTRAL | 0- 0 | 0- 0 | 0- 0 | | | | |

| RPI | S | Opponent | Score | RPI | S | Opponent | Score | RPI | S | Opponent | Score | RPI | S | Opponent | Score |
|--------------------|---|-------------------|-------|-----|---|------------|-------|-----|---|----------|-------|-----|---|-------------------|-------|
| 10 | H | Gonzaga | 42 57 | | | | | 80 | A | BYU | 36 52 | 104 | H | Idaho | 32 65 |
| | | | | | | | | | | | | 106 | A | Pacific | 66 64 |
| | | | | | | | | | | | | 107 | H | Washington | 47 65 |
| | | | | | | | | | | | | 123 | H | Portland | 74 55 |
| | | | | | | | | | | | | 134 | A | San Jose St. | 82 88 |
| | | | | | | | | | | | | 154 | H | Texas Tech | 60 64 |
| | | | | | | | | | | | | 168 | H | Santa Clara | 50 47 |
| | | | | | | | | | | | | 177 | A | Saint Mary's (CA) | 72 54 |
| | | | | | | | | | | | | 178 | H | Towson | 81 67 |
| | | | | | | | | | | | | 232 | H | San Francisco | 54 50 |
| | | | | | | | | | | | | 234 | H | Cal St. Fullerton | 67 72 |
| | | | | | | | | | | | | 245 | A | LMU (CA) | 67 59 |
| | | | | | | | | | | | | 246 | A | Pepperdine | 57 73 |
| | | | | | | | | | | | | 248 | H | CSUN | 59 40 |
| | | | | | | | | | | | | 265 | A | San Diego St. | 70 47 |
| | | | | | | | | | | | | 286 | H | Monmouth | 57 49 |
| | | | | | | | | | | | | 316 | A | Air Force | 70 59 |
| LAST 10 Division I | | | | | | | | | | | | | | | |
| 232 | H | San Francisco | 54 50 | 10 | H | Gonzaga | 42 57 | | | | | | | | |
| 168 | H | Santa Clara | 50 47 | 123 | H | Portland | 74 55 | | | | | | | | |
| 106 | A | Pacific | 66 64 | 245 | A | LMU (CA) | 67 59 | | | | | | | | |
| 177 | A | Saint Mary's (CA) | 72 54 | 246 | A | Pepperdine | 57 73 | | | | | | | | |
| 80 | A | BYU | 36 52 | 248 | H | CSUN | 59 40 | | | | | | | | |

Non-Div I Games: Biola 81 28

San Diego

Loss, Non-Conf, S Site, H Home A Away N Neutral

| | | | | | | | | | | |
|-----------------------|----------|-----------|-----------|----------------|-------------|---------------|-------------|----------|-------|-----------|
| Average RPI Win: 245 | | WON-LOST | WINNING | LAST 10 | STRENGTH OF | OPP. STRENGTH | TEAM | ADJ. | CONF. | ADJ CONF. |
| Average RPI Loss: 180 | | RECORD | PCT. RANK | GAMES | SCHEDULE | OF SCHEDULE | RPI | RPI | RPI | RPI |
| DIV. I ONLY | | 8- 13 | 244 | 4-6 | 190 | 286 | 265 | 265 | 17 | 17 |
| DIV. I NON-CONF. | | 4- 7 | 225 | 1-1 | 277 | 317 | 301 | 301 | 24 | 24 |
| TOTALS | RPI 1-25 | RPI 26-50 | | W-L RECORDS | | RPI 51-100 | RPI 101-150 | RPI 150+ | | |
| 8- 13 | 0- 0 | 0- 0 | | OVERALL | | 0- 2 | 0- 4 | 8- 7 | | |
| 6- 6 | 0- 0 | 0- 0 | | HOME | | 0- 1 | 0- 2 | 6- 3 | | |
| 2- 7 | 0- 0 | 0- 0 | | AWAY | | 0- 1 | 0- 2 | 2- 4 | | |
| 0- 0 | 0- 0 | 0- 0 | | NEUTRAL | | 0- 0 | 0- 0 | 0- 0 | | |
| 4- 7 | 0- 0 | 0- 0 | | NON-CONFERENCE | | 0- 0 | 0- 2 | 4- 5 | | |
| 2- 5 | 0- 0 | 0- 0 | | HOME | | 0- 0 | 0- 2 | 2- 3 | | |
| 2- 2 | 0- 0 | 0- 0 | | AWAY | | 0- 0 | 0- 0 | 2- 2 | | |
| 0- 0 | 0- 0 | 0- 0 | | NEUTRAL | | 0- 0 | 0- 0 | 0- 0 | | |
| 4- 6 | 0- 0 | 0- 0 | | CONFERENCE | | 0- 2 | 0- 2 | 4- 2 | | |
| 4- 1 | 0- 0 | 0- 0 | | HOME | | 0- 1 | 0- 0 | 4- 0 | | |
| 0- 5 | 0- 0 | 0- 0 | | AWAY | | 0- 1 | 0- 2 | 0- 2 | | |
| 0- 0 | 0- 0 | 0- 0 | | NEUTRAL | | 0- 0 | 0- 0 | 0- 0 | | |

| RPI 1-25 | | | | RPI 26-50 | | | | RPI 51-100 | | | | RPI 101+ | | | | Team's RPI: 265 | |
|--------------------|---|----------|-------|-----------|---|------------|-------|------------|-----|------------|----------------|----------|-----|----------|--------------------|-----------------|----|
| RPI | S | Opponent | Score | RPI | S | Opponent | Score | RPI | S | Opponent | Score | RPI | S | Opponent | Score | | |
| | | | | | | | | 71 | A | Fresno St. | 54 | 79 | 110 | A | Boise St. | 72 | 86 |
| | | | | | | | | 71 | H | Fresno St. | 60 | 65 | 126 | H | California | 48 | 74 |
| | | | | | | | | | | | | | 134 | A | San Jose St. | 67 | 84 |
| | | | | | | | | | | | | | 147 | H | San Diego | 47 | 70 |
| | | | | | | | | | | | | | 178 | H | Towson | 80 | 72 |
| | | | | | | | | | | | | | 185 | H | UNLV | 48 | 39 |
| | | | | | | | | | | | | | 187 | A | Hawaii | 58 | 61 |
| | | | | | | | | | | | | | 209 | H | Arkansas St. | 62 | 71 |
| | | | | | | | | | | | | | 215 | A | Wyoming | 67 | 81 |
| | | | | | | | | | | | | | 215 | H | Wyoming | 67 | 60 |
| | | | | | | | | | | | | | 234 | H | Cal St. Fullerton | 55 | 45 |
| | | | | | | | | | | | | | 248 | H | CSUN | 69 | 74 |
| | | | | | | | | | | | | | 261 | H | Colorado St. | 59 | 49 |
| | | | | | | | | | | | | | 266 | H | Alabama A&M | 53 | 61 |
| | | | | | | | | | | | | | 268 | A | UC Santa Barbara | 52 | 64 |
| | | | | | | | | | | | | | 282 | H | Utah St. | 66 | 62 |
| | | | | | | | | | | | | | 287 | A | Nevada | 69 | 70 |
| | | | | | | | | | | | | | 296 | A | California Baptist | 80 | 68 |
| | | | | | | | | | | | | | 311 | A | Incarnate Word | 57 | 48 |
| LAST 10 Division I | | | | | | | | | | | | | | | | | |
| | | | | 185 | H | UNLV | 48 | 39 | 215 | H | Wyoming | 67 | 60 | | | | |
| | | | | 215 | A | Wyoming | 67 | 81 | 282 | H | Utah St. | 66 | 62 | | | | |
| | | | | 287 | A | Nevada | 69 | 70 | 71 | A | Fresno St. | 54 | 79 | | | | |
| | | | | 71 | H | Fresno St. | 60 | 65 | 248 | H | CSUN | 69 | 74 | | | | |
| | | | | 110 | A | Boise St. | 72 | 86 | 311 | A | Incarnate Word | 57 | 48 | | | | |

| | | | |
|------------------|-----------|----|----|
| Non-Div I Games: | Westcliff | 77 | 56 |
|------------------|-----------|----|----|

San Diego St.

Loss, Non-Conf, S Site, H Home A Away N Neutral

San Francisco

Through Games Of Jan. 26, 2020

| Average RPI Win: | 236 | WON-LOST | WINNING | LAST 10 | STRENGTH OF | OPP. STRENGTH | TEAM | ADJ. | CONF. | ADJ CONF. |
|-------------------|----------|-----------|----------------|------------|-------------|---------------|------|------|-------|-----------|
| Average RPI Loss: | 123 | RECORD | PCT. RANK | GAMES | SCHEDULE | OF SCHEDULE | RPI | RPI | RPI | RPI |
| DIV. I ONLY | 7- 14 | 260 | 1-9 | 131 | 133 | 232 | 232 | 11 | 11 | |
| DIV. I NON-CONF. | 7- 5 | 131 | 1-0 | 143 | 196 | 130 | 130 | 11 | 11 | |
| TOTALS | RPI 1-25 | RPI 26-50 | W-L RECORDS | RPI 51-100 | RPI 101-150 | RPI 150+ | | | | |
| 7- 14 | 0- 3 | 0- 0 | OVERALL | 0- 1 | 0- 5 | 7- 5 | | | | |
| 3- 7 | 0- 2 | 0- 0 | HOME | 0- 0 | 0- 3 | 3- 2 | | | | |
| 1- 6 | 0- 0 | 0- 0 | AWAY | 0- 1 | 0- 2 | 1- 3 | | | | |
| 3- 1 | 0- 1 | 0- 0 | NEUTRAL | 0- 0 | 0- 0 | 3- 0 | | | | |
| 7- 5 | 0- 2 | 0- 0 | NON-CONFERENCE | 0- 0 | 0- 2 | 7- 1 | | | | |
| 3- 2 | 0- 1 | 0- 0 | HOME | 0- 0 | 0- 1 | 3- 0 | | | | |
| 1- 2 | 0- 0 | 0- 0 | AWAY | 0- 0 | 0- 1 | 1- 1 | | | | |
| 3- 1 | 0- 1 | 0- 0 | NEUTRAL | 0- 0 | 0- 0 | 3- 0 | | | | |
| 0- 9 | 0- 1 | 0- 0 | CONFERENCE | 0- 1 | 0- 3 | 0- 4 | | | | |
| 0- 5 | 0- 1 | 0- 0 | HOME | 0- 0 | 0- 2 | 0- 2 | | | | |
| 0- 4 | 0- 0 | 0- 0 | AWAY | 0- 1 | 0- 1 | 0- 2 | | | | |
| 0- 0 | 0- 0 | 0- 0 | NEUTRAL | 0- 0 | 0- 0 | 0- 0 | | | | |

| RPI S | Opponent | Score | RPI S | Opponent | Score | RPI S | Opponent | Score | RPI S | Opponent | Score |
|--------------------|-------------------|-------|-------|---------------------|-------|-------|----------|-------|-------|---------------------|-------|
| 5 | H Stanford | 71 97 | | | | 80 | A BYU | 44 57 | 104 | H Idaho | 60 66 |
| 10 | H Gonzaga | 46 69 | | | | | | | 106 | H Pacific | 61 84 |
| 11 | N Mississippi St. | 38 73 | | | | | | | 107 | A Washington | 54 73 |
| | | | | | | | | | 123 | H Portland | 66 73 |
| | | | | | | | | | 147 | A San Diego | 50 54 |
| | | | | | | | | | 161 | N Houston | 80 57 |
| | | | | | | | | | 168 | H Santa Clara | 72 80 |
| | | | | | | | | | 177 | H Saint Mary's (CA) | 79 86 |
| | | | | | | | | | 191 | A UC Davis | 67 79 |
| | | | | | | | | | 192 | N Bowling Green | 64 56 |
| | | | | | | | | | 204 | A Northern Colo. | 90 83 |
| | | | | | | | | | 234 | H Cal St. Fullerton | 71 63 |
| | | | | | | | | | 245 | A LMU (CA) | 69 76 |
| | | | | | | | | | 246 | A Pepperdine | 70 82 |
| | | | | | | | | | 248 | H CSUN | 79 61 |
| | | | | | | | | | 297 | N UC Irvine | 68 61 |
| | | | | | | | | | 317 | H Sacramento St. | 87 82 |
| LAST 10 Division I | | | | | | | | | | | |
| 147 | A San Diego | 50 54 | 245 | A LMU (CA) | 69 76 | | | | | | |
| 80 | A BYU | 44 57 | 168 | H Santa Clara | 72 80 | | | | | | |
| 10 | H Gonzaga | 46 69 | 106 | H Pacific | 61 84 | | | | | | |
| 123 | H Portland | 66 73 | 177 | H Saint Mary's (CA) | 79 86 | | | | | | |
| 246 | A Pepperdine | 70 82 | 297 | N UC Irvine | 68 61 | | | | | | |

Non-Div I Games:

San Francisco

Loss, Non-Conf, S Site, H Home A Away N Neutral

| | | | | | | | | | | |
|-------------------|----------|-----------|----------------|------------|-------------|---------------|------|------|-------|-----------|
| Average RPI Win: | 234 | WON-LOST | WINNING | LAST 10 | STRENGTH OF | OPP. STRENGTH | TEAM | ADJ. | CONF. | ADJ CONF. |
| Average RPI Loss: | 163 | RECORD | PCT. RANK | GAMES | SCHEDULE | OF SCHEDULE | RPI | RPI | RPI | RPI |
| DIV. I ONLY | 13- 6 | 66 | 7-3 | 274 | 193 | 134 | 134 | 17 | 17 | |
| DIV. I NON-CONF. | 5- 5 | 164 | 0-2 | 301 | 173 | 242 | 242 | 24 | 24 | |
| TOTALS | RPI 1-25 | RPI 26-50 | W-L RECORDS | RPI 51-100 | RPI 101-150 | RPI 150+ | | | | |
| 13- 6 | 0- 0 | 0- 0 | OVERALL | 1- 2 | 1- 0 | 11- 4 | | | | |
| 7- 1 | 0- 0 | 0- 0 | HOME | 1- 1 | 1- 0 | 5- 0 | | | | |
| 6- 3 | 0- 0 | 0- 0 | AWAY | 0- 0 | 0- 0 | 6- 3 | | | | |
| 0- 2 | 0- 0 | 0- 0 | NEUTRAL | 0- 1 | 0- 0 | 0- 1 | | | | |
| 5- 5 | 0- 0 | 0- 0 | NON-CONFERENCE | 1- 1 | 1- 0 | 3- 4 | | | | |
| 4- 0 | 0- 0 | 0- 0 | HOME | 1- 0 | 1- 0 | 2- 0 | | | | |
| 1- 3 | 0- 0 | 0- 0 | AWAY | 0- 0 | 0- 0 | 1- 3 | | | | |
| 0- 2 | 0- 0 | 0- 0 | NEUTRAL | 0- 1 | 0- 0 | 0- 1 | | | | |
| 8- 1 | 0- 0 | 0- 0 | CONFERENCE | 0- 1 | 0- 0 | 8- 0 | | | | |
| 3- 1 | 0- 0 | 0- 0 | HOME | 0- 1 | 0- 0 | 3- 0 | | | | |
| 5- 0 | 0- 0 | 0- 0 | AWAY | 0- 0 | 0- 0 | 5- 0 | | | | |
| 0- 0 | 0- 0 | 0- 0 | NEUTRAL | 0- 0 | 0- 0 | 0- 0 | | | | |

| RPI 1-25 | | | RPI 26-50 | | | RPI 51-100 | | | RPI 101+ | | | Team's RPI: 134 |
|--------------------|---|----------|-----------|----------------------|---|-----------------|-------|------------------------|----------|----------|-------|-----------------|
| RPI | S | Opponent | Score | RPI | S | Opponent | Score | RPI | S | Opponent | Score | |
| | | | | | | 68 H Buffalo | 95 88 | 147 H San Diego | | | 88 82 | |
| | | | | | | 71 H Fresno St. | 76 85 | 158 A CSU Bakersfield | | | 71 75 | |
| | | | | | | 80 N BYU | 56 75 | 168 A Santa Clara | | | 81 89 | |
| | | | | | | | | 181 A New Mexico | | | 81 80 | |
| | | | | | | | | 181 H New Mexico | | | 89 85 | |
| | | | | | | | | 185 H UNLV | | | 62 60 | |
| | | | | | | | | 206 N Northern Ariz. | | | 64 67 | |
| | | | | | | | | 261 A Colorado St. | | | 58 53 | |
| | | | | | | | | 265 H San Diego St. | | | 84 67 | |
| | | | | | | | | 268 A UC Santa Barbara | | | 73 70 | |
| | | | | | | | | 282 A Utah St. | | | 76 61 | |
| | | | | | | | | 287 A Nevada | | | 72 70 | |
| | | | | | | | | 289 H Eastern Wash. | | | 84 66 | |
| | | | | | | | | 297 A UC Irvine | | | 77 79 | |
| | | | | | | | | 316 A Air Force | | | 68 60 | |
| | | | | | | | | 317 H Sacramento St. | | | 73 67 | |
| LAST 10 Division I | | | | | | | | | | | | |
| 316 A Air Force | | | 68 60 | 71 H Fresno St. | | | 76 85 | | | | | |
| 181 H New Mexico | | | 89 85 | 181 A New Mexico | | | 81 80 | | | | | |
| 185 H UNLV | | | 62 60 | 206 N Northern Ariz. | | | 64 67 | | | | | |
| 261 A Colorado St. | | | 58 53 | 80 N BYU | | | 56 75 | | | | | |
| 287 A Nevada | | | 72 70 | 265 H San Diego St. | | | 84 67 | | | | | |

Non-Div I Games: La Verne 128 62

San Jose St.

Santa Clara

Through Games Of Jan. 26, 2020

| | | | | | | | | | | |
|-------------------|----------|-----------|----------------|------------|-------------|---------------|------|------|-------|-----------|
| Average RPI Win: | 168 | WON-LOST | WINNING | LAST 10 | STRENGTH OF | OPP. STRENGTH | TEAM | ADJ. | CONF. | ADJ CONF. |
| Average RPI Loss: | 141 | RECORD | PCT. RANK | GAMES | SCHEDULE | OF SCHEDULE | RPI | RPI | RPI | RPI |
| DIV. I ONLY | 7- 12 | 246 | 3-7 | 77 | 137 | 168 | 168 | 11 | 11 | |
| DIV. I NON-CONF. | 5- 5 | 164 | 1-0 | 60 | 209 | 97 | 97 | 11 | 11 | |
| TOTALS | RPI 1-25 | RPI 26-50 | W-L RECORDS | RPI 51-100 | RPI 101-150 | RPI 150+ | | | | |
| 7- 12 | 0- 2 | 0- 1 | OVERALL | 1- 1 | 2- 3 | 4- 5 | | | | |
| 3- 4 | 0- 1 | 0- 0 | HOME | 1- 0 | 2- 1 | 0- 2 | | | | |
| 3- 7 | 0- 1 | 0- 1 | AWAY | 0- 1 | 0- 2 | 3- 2 | | | | |
| 1- 1 | 0- 0 | 0- 0 | NEUTRAL | 0- 0 | 0- 0 | 1- 1 | | | | |
| 5- 5 | 0- 1 | 0- 1 | NON-CONFERENCE | 1- 0 | 1- 1 | 3- 2 | | | | |
| 2- 1 | 0- 0 | 0- 0 | HOME | 1- 0 | 1- 0 | 0- 1 | | | | |
| 2- 3 | 0- 1 | 0- 1 | AWAY | 0- 0 | 0- 1 | 2- 0 | | | | |
| 1- 1 | 0- 0 | 0- 0 | NEUTRAL | 0- 0 | 0- 0 | 1- 1 | | | | |
| 2- 7 | 0- 1 | 0- 0 | CONFERENCE | 0- 1 | 1- 2 | 1- 3 | | | | |
| 1- 3 | 0- 1 | 0- 0 | HOME | 0- 0 | 1- 1 | 0- 1 | | | | |
| 1- 4 | 0- 0 | 0- 0 | AWAY | 0- 1 | 0- 1 | 1- 2 | | | | |
| 0- 0 | 0- 0 | 0- 0 | NEUTRAL | 0- 0 | 0- 0 | 0- 0 | | | | |

| RPI 1-25 | | | | RPI 26-50 | | | | RPI 51-100 | | | | RPI 101+ Team's RPI: 168 | | | |
|--------------------|---|--------------|-------|-----------|---|-------------------|-------|------------|---|------------|-------|--------------------------|---|-------------------|-------|
| RPI | S | Opponent | Score | RPI | S | Opponent | Score | RPI | S | Opponent | Score | RPI | S | Opponent | Score |
| 10 | H | Gonzaga | 52 67 | 33 | A | Arizona | 52 65 | 71 | H | Fresno St. | 90 66 | 106 | H | Pacific | 75 65 |
| 12 | A | Missouri St. | 64 71 | | | | | 80 | A | BYU | 48 71 | 123 | H | Portland | 77 80 |
| | | | | | | | | | | | | 126 | A | California | 65 69 |
| | | | | | | | | | | | | 134 | H | San Jose St. | 89 81 |
| | | | | | | | | | | | | 147 | A | San Diego | 47 50 |
| | | | | | | | | | | | | 177 | H | Saint Mary's (CA) | 87 95 |
| | | | | | | | | | | | | 191 | A | UC Davis | 62 61 |
| | | | | | | | | | | | | 194 | N | Montana | 68 58 |
| | | | | | | | | | | | | 229 | N | Delaware | 80 81 |
| | | | | | | | | | | | | 232 | A | San Francisco | 80 72 |
| | | | | | | | | | | | | 245 | A | LMU (CA) | 59 75 |
| | | | | | | | | | | | | 246 | A | Pepperdine | 71 79 |
| | | | | | | | | | | | | 248 | A | CSUN | 76 55 |
| | | | | | | | | | | | | 263 | H | Long Beach St. | 46 54 |
| LAST 10 Division I | | | | | | | | | | | | | | | |
| 80 | A | BYU | 48 71 | 246 | A | Pepperdine | 71 79 | | | | | | | | |
| 147 | A | San Diego | 47 50 | 232 | A | San Francisco | 80 72 | | | | | | | | |
| 123 | H | Portland | 77 80 | 177 | H | Saint Mary's (CA) | 87 95 | | | | | | | | |
| 10 | H | Gonzaga | 52 67 | 106 | H | Pacific | 75 65 | | | | | | | | |
| 245 | A | LMU (CA) | 59 75 | 71 | H | Fresno St. | 90 66 | | | | | | | | |

Non-Div I Games: UC Santa Cruz 109 51

Santa Clara

Loss, Non-Conf, S Site, H Home A Away N Neutral

| | | | | | | | | | | |
|-------------------|----------|-----------|----------------|------------|-------------|---------------|------|------|-------|-----------|
| Average RPI Win: | 284 | WON-LOST | WINNING | LAST 10 | STRENGTH OF | OPP. STRENGTH | TEAM | ADJ. | CONF. | ADJ CONF. |
| Average RPI Loss: | 229 | RECORD | PCT. RANK | GAMES | SCHEDULE | OF SCHEDULE | RPI | RPI | RPI | RPI |
| DIV. I ONLY | 5- 12 | 279 | 4-6 | 336 | 342 | 331 | 331 | 32 | 32 | |
| DIV. I NON-CONF. | 3- 7 | 252 | 2-1 | 297 | 328 | 312 | 312 | 32 | 32 | |
| TOTALS | RPI 1-25 | RPI 26-50 | W-L RECORDS | RPI 51-100 | RPI 101-150 | RPI 150+ | | | | |
| 5- 12 | 0- 0 | 0- 0 | OVERALL | 0- 0 | 0- 3 | 5- 9 | | | | |
| 4- 4 | 0- 0 | 0- 0 | HOME | 0- 0 | 0- 2 | 4- 2 | | | | |
| 1- 8 | 0- 0 | 0- 0 | AWAY | 0- 0 | 0- 1 | 1- 7 | | | | |
| 0- 0 | 0- 0 | 0- 0 | NEUTRAL | 0- 0 | 0- 0 | 0- 0 | | | | |
| 3- 7 | 0- 0 | 0- 0 | NON-CONFERENCE | 0- 0 | 0- 3 | 3- 4 | | | | |
| 2- 2 | 0- 0 | 0- 0 | HOME | 0- 0 | 0- 2 | 2- 0 | | | | |
| 1- 5 | 0- 0 | 0- 0 | AWAY | 0- 0 | 0- 1 | 1- 4 | | | | |
| 0- 0 | 0- 0 | 0- 0 | NEUTRAL | 0- 0 | 0- 0 | 0- 0 | | | | |
| 2- 5 | 0- 0 | 0- 0 | CONFERENCE | 0- 0 | 0- 0 | 2- 5 | | | | |
| 2- 2 | 0- 0 | 0- 0 | HOME | 0- 0 | 0- 0 | 2- 2 | | | | |
| 0- 3 | 0- 0 | 0- 0 | AWAY | 0- 0 | 0- 0 | 0- 3 | | | | |
| 0- 0 | 0- 0 | 0- 0 | NEUTRAL | 0- 0 | 0- 0 | 0- 0 | | | | |

| RPI 1-25 | | | RPI 26-50 | | | RPI 51-100 | | | RPI 101+ | | | Team's RPI: 331 |
|--------------------|---|-----------------|-----------|-----|-----|------------|-------------------|-----|----------|-------------------|-------|-----------------|
| RPI | S | Opponent | Score | RPI | S | Opponent | Score | RPI | S | Opponent | Score | |
| | | | | | | | | 104 | H | Idaho | 84 | 90 |
| | | | | | | | | 107 | A | Washington | 46 | 78 |
| | | | | | | | | 116 | H | Montana St. | 65 | 73 |
| | | | | | | | | 158 | H | CSU Bakersfield | 63 | 57 |
| | | | | | | | | 206 | A | Northern Ariz. | 80 | 88 |
| | | | | | | | | 227 | H | UMKC | 65 | 76 |
| | | | | | | | | 234 | A | Cal St. Fullerton | 63 | 81 |
| | | | | | | | | 253 | H | Grand Canyon | 48 | 56 |
| | | | | | | | | 256 | A | Idaho St. | 48 | 73 |
| | | | | | | | | 263 | H | Long Beach St. | 66 | 54 |
| | | | | | | | | 282 | A | Utah St. | 63 | 70 |
| | | | | | | | | 310 | A | New Mexico St. | 65 | 83 |
| | | | | | | | | 317 | H | Sacramento St. | 88 | 84 |
| | | | | | | | | 324 | A | UTRGV | 81 | 85 |
| | | | | | | | | 326 | A | Utah Valley | 58 | 70 |
| | | | | | | | | 334 | A | Cal Poly | 72 | 49 |
| | | | | | | | | 347 | H | Chicago St. | 80 | 51 |
| LAST 10 Division I | | | | | | | | | | | | |
| 158 | H | CSU Bakersfield | 63 | 57 | 347 | H | Chicago St. | 80 | 51 | | | |
| 253 | H | Grand Canyon | 48 | 56 | 227 | H | UMKC | 65 | 76 | | | |
| 310 | A | New Mexico St. | 65 | 83 | 234 | A | Cal St. Fullerton | 63 | 81 | | | |
| 324 | A | UTRGV | 81 | 85 | 334 | A | Cal Poly | 72 | 49 | | | |
| 326 | A | Utah Valley | 58 | 70 | 263 | H | Long Beach St. | 66 | 54 | | | |

Non-Div I Games: Warner Pacific 89 47 Saint Martin's 91 81 Central Wash. 75 65

Seattle U

Loss, Non-Conf, S Site, H Home A Away N Neutral

| | | | | | | | | | |
|-----------------------------|----------|-----------|----------------|-------------|---------------|----------|------|-------|-----------|
| Average RPI Win: 170 | WON-LOST | WINNING | LAST 10 | STRENGTH OF | OPP. STRENGTH | TEAM | ADJ. | CONF. | ADJ CONF. |
| Average RPI Loss: 48 | RECORD | PCT. RANK | GAMES | SCHEDULE | OF SCHEDULE | RPI | RPI | RPI | RPI |
| DIV. I ONLY | 12- 8 | 115 | 6-4 | 41 | 66 | 74 | 74 | 6 | 6 |
| DIV. I NON-CONF. | 7- 4 | 100 | 1-0 | 34 | 128 | 62 | 62 | 6 | 6 |
| TOTALS | RPI 1-25 | RPI 26-50 | W-L RECORDS | RPI 51-100 | RPI 101-150 | RPI 150+ | | | |
| 12- 8 | 0- 3 | 1- 2 | OVERALL | 2- 2 | 2- 1 | 7- 0 | | | |
| 7- 4 | 0- 2 | 1- 1 | HOME | 0- 1 | 2- 0 | 4- 0 | | | |
| 3- 3 | 0- 1 | 0- 1 | AWAY | 1- 0 | 0- 1 | 2- 0 | | | |
| 2- 1 | 0- 0 | 0- 0 | NEUTRAL | 1- 1 | 0- 0 | 1- 0 | | | |
| 7- 4 | 0- 2 | 0- 0 | NON-CONFERENCE | 1- 1 | 1- 1 | 5- 0 | | | |
| 4- 2 | 0- 2 | 0- 0 | HOME | 0- 0 | 1- 0 | 3- 0 | | | |
| 1- 1 | 0- 0 | 0- 0 | AWAY | 0- 0 | 0- 1 | 1- 0 | | | |
| 2- 1 | 0- 0 | 0- 0 | NEUTRAL | 1- 1 | 0- 0 | 1- 0 | | | |
| 5- 4 | 0- 1 | 1- 2 | CONFERENCE | 1- 1 | 1- 0 | 2- 0 | | | |
| 3- 2 | 0- 0 | 1- 1 | HOME | 0- 1 | 1- 0 | 1- 0 | | | |
| 2- 2 | 0- 1 | 0- 1 | AWAY | 1- 0 | 0- 0 | 1- 0 | | | |
| 0- 0 | 0- 0 | 0- 0 | NEUTRAL | 0- 0 | 0- 0 | 0- 0 | | | |

| RPI 1-25 | | | | RPI 26-50 | | | | RPI 51-100 Team's RPI: 74 | | | | RPI 101+ | | | |
|--------------------|---|-----------|--------------|-----------|---|-----------------|--------------|---------------------------|---|--------------|--------------|----------|---|----------------|--------------|
| RPI | S | Opponent | Score | RPI | S | Opponent | Score | RPI | S | Opponent | Score | RPI | S | Opponent | Score |
| 7 | H | UConn | 78 92 | 37 | A | Marquette | 60 81 | 56 | N | Georgia Tech | 54 79 | 113 | H | VCU | 53 33 |
| 17 | A | DePaul | 68 85 | 40 | H | Creighton | 82 70 | 83 | N | Vanderbilt | 69 65 | 115 | A | Lehigh | 68 75 |
| 21 | H | Princeton | 76 78 | 42 | H | St. John's (NY) | 66 82 | 88 | H | Villanova | 55 61 | 131 | H | Providence | 97 55 |
| | | | | | | | | 92 | A | Butler | 67 62 | 184 | N | Saint Joseph's | 55 39 |
| | | | | | | | | | | | | 202 | H | Lafayette | 74 50 |
| | | | | | | | | | | | | 221 | H | Georgetown | 79 60 |
| | | | | | | | | | | | | 225 | A | Iona | 89 37 |
| | | | | | | | | | | | | 226 | A | Xavier | 83 61 |
| | | | | | | | | | | | | 252 | H | Fairfield | 74 44 |
| | | | | | | | | | | | | 272 | H | Sacred Heart | 95 69 |
| LAST 10 Division I | | | | | | | | | | | | | | | |
| | | | | 42 | H | St. John's (NY) | 66 82 | 221 | H | Georgetown | 79 60 | | | | |
| | | | | 131 | H | Providence | 97 55 | 88 | H | Villanova | 55 61 | | | | |
| | | | | 40 | H | Creighton | 82 70 | 226 | A | Xavier | 83 61 | | | | |
| | | | | 37 | A | Marquette | 60 81 | 92 | A | Butler | 67 62 | | | | |
| | | | | 17 | A | DePaul | 68 85 | 202 | H | Lafayette | 74 50 | | | | |

Non-Div I Games:

Seton Hall

■ Loss,
 ■ Non-Conf,
 ■ S Site,
 ■ H Home
 ■ A Away
 N Neutral

| | | | | | | | | | | |
|-------------------|----------|-----------|----------------|------------|-------------|---------------|------|------|-------|-----------|
| Average RPI Win: | 302 | WON-LOST | WINNING | LAST 10 | STRENGTH OF | OPP. STRENGTH | TEAM | ADJ. | CONF. | ADJ CONF. |
| Average RPI Loss: | 192 | RECORD | PCT. RANK | GAMES | SCHEDULE | OF SCHEDULE | RPI | RPI | RPI | RPI |
| DIV. I ONLY | 4- 13 | 299 | 2-8 | 214 | 348 | 304 | 304 | 24 | 24 | |
| DIV. I NON-CONF. | 2- 7 | 288 | 0-2 | 101 | 348 | 288 | 288 | 25 | 25 | |
| TOTALS | RPI 1-25 | RPI 26-50 | W-L RECORDS | RPI 51-100 | RPI 101-150 | RPI 150+ | | | | |
| 4- 13 | 0- 0 | 0- 0 | OVERALL | 0- 2 | 0- 3 | 4- 8 | | | | |
| 3- 4 | 0- 0 | 0- 0 | HOME | 0- 0 | 0- 0 | 3- 4 | | | | |
| 1- 9 | 0- 0 | 0- 0 | AWAY | 0- 2 | 0- 3 | 1- 4 | | | | |
| 0- 0 | 0- 0 | 0- 0 | NEUTRAL | 0- 0 | 0- 0 | 0- 0 | | | | |
| 2- 7 | 0- 0 | 0- 0 | NON-CONFERENCE | 0- 1 | 0- 3 | 2- 3 | | | | |
| 2- 1 | 0- 0 | 0- 0 | HOME | 0- 0 | 0- 0 | 2- 1 | | | | |
| 0- 6 | 0- 0 | 0- 0 | AWAY | 0- 1 | 0- 3 | 0- 2 | | | | |
| 0- 0 | 0- 0 | 0- 0 | NEUTRAL | 0- 0 | 0- 0 | 0- 0 | | | | |
| 2- 6 | 0- 0 | 0- 0 | CONFERENCE | 0- 1 | 0- 0 | 2- 5 | | | | |
| 1- 3 | 0- 0 | 0- 0 | HOME | 0- 0 | 0- 0 | 1- 3 | | | | |
| 1- 3 | 0- 0 | 0- 0 | AWAY | 0- 1 | 0- 0 | 1- 2 | | | | |
| 0- 0 | 0- 0 | 0- 0 | NEUTRAL | 0- 0 | 0- 0 | 0- 0 | | | | |

| RPI 1-25 | | | | RPI 26-50 | | | | RPI 51-100 | | | | RPI 101+ | | | | Team's RPI: 304 | |
|--------------------|---|-----------|-------|-----------|-----|----------|---------------------|------------|----|----------|-------|----------|-----|----------|---------------------|-----------------|----|
| RPI | S | Opponent | Score | RPI | S | Opponent | Score | RPI | S | Opponent | Score | RPI | S | Opponent | Score | | |
| | | | | | | | | 91 | A | Colgate | 51 | 88 | 120 | A | Penn | 44 | 92 |
| | | | | | | | | 95 | A | Rider | 66 | 70 | 140 | A | Harvard | 51 | 68 |
| | | | | | | | | | | | | | 150 | A | Massachusetts | 55 | 61 |
| | | | | | | | | | | | | | 167 | A | Fla. Atlantic | 39 | 83 |
| | | | | | | | | | | | | | 180 | H | Binghamton | 62 | 89 |
| | | | | | | | | | | | | | 182 | H | Quinnipiac | 52 | 66 |
| | | | | | | | | | | | | | 219 | A | Niagara | 61 | 68 |
| | | | | | | | | | | | | | 222 | H | Manhattan | 50 | 80 |
| | | | | | | | | | | | | | 252 | H | Fairfield | 35 | 65 |
| | | | | | | | | | | | | | 272 | H | Sacred Heart | 68 | 57 |
| | | | | | | | | | | | | | 286 | H | Monmouth | 51 | 39 |
| | | | | | | | | | | | | | 313 | H | Albany (NY) | 52 | 46 |
| | | | | | | | | | | | | | 335 | A | Fairleigh Dickinson | 58 | 67 |
| | | | | | | | | | | | | | 336 | A | Canisius | 68 | 63 |
| | | | | | | | | | | | | | 337 | A | Saint Peter's | 83 | 87 |
| LAST 10 Division I | | | | | | | | | | | | | | | | | |
| 286 | H | Monmouth | 51 | 39 | 337 | A | Saint Peter's | 83 | 87 | | | | | | | | |
| 95 | A | Rider | 66 | 70 | 182 | H | Quinnipiac | 52 | 66 | | | | | | | | |
| 222 | H | Manhattan | 50 | 80 | 252 | H | Fairfield | 35 | 65 | | | | | | | | |
| 336 | A | Canisius | 68 | 63 | 335 | A | Fairleigh Dickinson | 58 | 67 | | | | | | | | |
| 219 | A | Niagara | 61 | 68 | 150 | A | Massachusetts | 55 | 61 | | | | | | | | |

Non-Div I Games:

Siena

South Alabama

Through Games Of Jan. 26, 2020

| | | | | | | | | | | |
|-------------------|----------|-----------|----------------|------------|-------------|---------------|------|------|-------|-----------|
| Average RPI Win: | 267 | WON-LOST | WINNING | LAST 10 | STRENGTH OF | OPP. STRENGTH | TEAM | ADJ. | CONF. | ADJ CONF. |
| Average RPI Loss: | 133 | RECORD | PCT. RANK | GAMES | SCHEDULE | OF SCHEDULE | RPI | RPI | RPI | RPI |
| DIV. I ONLY | 8- 10 | 205 | 5-5 | 262 | 176 | 262 | 262 | 22 | 22 | |
| DIV. I NON-CONF. | 3- 7 | 252 | 0-2 | 231 | 77 | 282 | 282 | 21 | 21 | |
| TOTALS | RPI 1-25 | RPI 26-50 | W-L RECORDS | RPI 51-100 | RPI 101-150 | RPI 150+ | | | | |
| 8- 10 | 0- 0 | 0- 1 | OVERALL | 0- 2 | 2- 4 | 6- 3 | | | | |
| 5- 6 | 0- 0 | 0- 1 | HOME | 0- 2 | 1- 2 | 4- 1 | | | | |
| 3- 4 | 0- 0 | 0- 0 | AWAY | 0- 0 | 1- 2 | 2- 2 | | | | |
| 0- 0 | 0- 0 | 0- 0 | NEUTRAL | 0- 0 | 0- 0 | 0- 0 | | | | |
| 3- 7 | 0- 0 | 0- 1 | NON-CONFERENCE | 0- 1 | 2- 2 | 1- 3 | | | | |
| 2- 4 | 0- 0 | 0- 1 | HOME | 0- 1 | 1- 1 | 1- 1 | | | | |
| 1- 3 | 0- 0 | 0- 0 | AWAY | 0- 0 | 1- 1 | 0- 2 | | | | |
| 0- 0 | 0- 0 | 0- 0 | NEUTRAL | 0- 0 | 0- 0 | 0- 0 | | | | |
| 5- 3 | 0- 0 | 0- 0 | CONFERENCE | 0- 1 | 0- 2 | 5- 0 | | | | |
| 3- 2 | 0- 0 | 0- 0 | HOME | 0- 1 | 0- 1 | 3- 0 | | | | |
| 2- 1 | 0- 0 | 0- 0 | AWAY | 0- 0 | 0- 1 | 2- 0 | | | | |
| 0- 0 | 0- 0 | 0- 0 | NEUTRAL | 0- 0 | 0- 0 | 0- 0 | | | | |

| RPI S | Opponent | Score | RPI S | Opponent | Score | RPI S | Opponent | Score | RPI S | Opponent | Score | Team's RPI: 262 |
|--------------------|----------|-------|--------------------|----------|-------|-----------------------|----------|-------|--------------------------|----------|-------|-----------------|
| | | | 41 H Rutgers | 56 77 | | 62 H Alabama | 62 74 | | 112 A UAB | 61 77 | | |
| | | | | | | 99 H UT Arlington | 45 68 | | 122 H Coastal Caro. | 62 71 | | |
| | | | | | | | | | 125 A Tulane | 62 53 | | |
| | | | | | | | | | 128 A Louisiana | 68 73 | | |
| | | | | | | | | | 141 H A&M-Corpus Christi | 83 82 | | |
| | | | | | | | | | 144 H Auburn | 62 82 | | |
| | | | | | | | | | 189 H Miami (OH) | 73 76 | | |
| | | | | | | | | | 197 A Southern Miss. | 55 62 | | |
| | | | | | | | | | 239 A ETSU | 60 65 | | |
| | | | | | | | | | 280 H Appalachian St. | 81 66 | | |
| | | | | | | | | | 291 A Ga. Southern | 71 65 | | |
| | | | | | | | | | 293 H Texas St. | 78 76 | | |
| | | | | | | | | | 323 A Georgia St. | 81 64 | | |
| | | | | | | | | | 339 H Tennessee St. | 70 48 | | |
| | | | | | | | | | 346 H La.-Monroe | 72 63 | | |
| LAST 10 Division I | | | | | | | | | | | | |
| | | | 293 H Texas St. | 78 76 | | 128 A Louisiana | 68 73 | | | | | |
| | | | 99 H UT Arlington | 45 68 | | 122 H Coastal Caro. | 62 71 | | | | | |
| | | | 291 A Ga. Southern | 71 65 | | 280 H Appalachian St. | 81 66 | | | | | |
| | | | 323 A Georgia St. | 81 64 | | 239 A ETSU | 60 65 | | | | | |
| | | | 346 H La.-Monroe | 72 63 | | 197 A Southern Miss. | 55 62 | | | | | |

Non-Div I Games: William Carey 68 52 Mobile 103 59

South Alabama

Loss, Non-Conf, S Site, H Home A Away N Neutral

South Carolina

Through Games Of Jan. 26, 2020

| | | | | | | | | | | |
|-------------------|----------|-----------|----------------|------------|-------------|---------------|------|------|-------|-----------|
| Average RPI Win: | 100 | WON-LOST | WINNING | LAST 10 | STRENGTH OF | OPP. STRENGTH | TEAM | ADJ. | CONF. | ADJ CONF. |
| Average RPI Loss: | 14 | RECORD | PCT. RANK | GAMES | SCHEDULE | OF SCHEDULE | RPI | RPI | RPI | RPI |
| DIV. I ONLY | 19- 1 | 3 | 10-0 | 14 | 3 | 1 | 1 | 4 | 4 | |
| DIV. I NON-CONF. | 12- 1 | 9 | 3-0 | 48 | 7 | 6 | 6 | 5 | 5 | |
| TOTALS | RPI 1-25 | RPI 26-50 | W-L RECORDS | RPI 51-100 | RPI 101-150 | RPI 150+ | | | | |
| 19- 1 | 4- 1 | 4- 0 | OVERALL | 6- 0 | 1- 0 | 4- 0 | | | | |
| 9- 0 | 2- 0 | 4- 0 | HOME | 0- 0 | 0- 0 | 3- 0 | | | | |
| 8- 0 | 1- 0 | 0- 0 | AWAY | 5- 0 | 1- 0 | 1- 0 | | | | |
| 2- 1 | 1- 1 | 0- 0 | NEUTRAL | 1- 0 | 0- 0 | 0- 0 | | | | |
| 12- 1 | 2- 1 | 3- 0 | NON-CONFERENCE | 3- 0 | 0- 0 | 4- 0 | | | | |
| 6- 0 | 0- 0 | 3- 0 | HOME | 0- 0 | 0- 0 | 3- 0 | | | | |
| 4- 0 | 1- 0 | 0- 0 | AWAY | 2- 0 | 0- 0 | 1- 0 | | | | |
| 2- 1 | 1- 1 | 0- 0 | NEUTRAL | 1- 0 | 0- 0 | 0- 0 | | | | |
| 7- 0 | 2- 0 | 1- 0 | CONFERENCE | 3- 0 | 1- 0 | 0- 0 | | | | |
| 3- 0 | 2- 0 | 1- 0 | HOME | 0- 0 | 0- 0 | 0- 0 | | | | |
| 4- 0 | 0- 0 | 0- 0 | AWAY | 3- 0 | 1- 0 | 0- 0 | | | | |
| 0- 0 | 0- 0 | 0- 0 | NEUTRAL | 0- 0 | 0- 0 | 0- 0 | | | | |

| RPI | S | Opponent | Score | RPI | S | Opponent | Score | RPI | S | Opponent | Score | RPI | S | Opponent | Score |
|--------------------|---|-----------------|-------|-----|---|--------------|-------|-----|---|----------------|-------|-----|---|-----------------|--------|
| 8 | A | Maryland | 63 54 | 29 | H | Purdue | 85 49 | 54 | A | Temple | 78 71 | 145 | A | Missouri | 78 45 |
| 9 | N | Baylor | 74 59 | 36 | H | Duke | 89 46 | 62 | A | Alabama | 93 78 | 173 | A | Clemson | 84 48 |
| 11 | H | Mississippi St. | 81 79 | 47 | H | Arkansas | 91 82 | 75 | A | Georgia | 88 53 | 280 | H | Appalachian St. | 92 50 |
| 14 | N | Indiana | 57 71 | 49 | H | South Dakota | 73 60 | 79 | A | Dayton | 75 49 | 321 | H | Alabama St. | 103 43 |
| 20 | H | Kentucky | 99 72 | | | | | 83 | A | Vanderbilt | 93 57 | 341 | H | USC Upstate | 112 32 |
| | | | | | | | | 85 | N | Washington St. | 68 53 | | | | |
| LAST 10 Division I | | | | | | | | | | | | | | | |
| 75 | A | Georgia | 88 53 | 62 | A | Alabama | 93 78 | | | | | | | | |
| 11 | H | Mississippi St. | 81 79 | 20 | H | Kentucky | 99 72 | | | | | | | | |
| 145 | A | Missouri | 78 45 | 49 | H | South Dakota | 73 60 | | | | | | | | |
| 83 | A | Vanderbilt | 93 57 | 36 | H | Duke | 89 46 | | | | | | | | |
| 47 | H | Arkansas | 91 82 | 29 | H | Purdue | 85 49 | | | | | | | | |

Non-Div I Games:

South Carolina

Loss, Non-Conf, S Site, H Home A Away N Neutral

| | | | | | | | | | | |
|-----------------------|------|----------|-----------|-------------------------------|-------------|---------------|------------|-------------|-------|-----------|
| Season Carolina B.C. | | | | Through Games of Sun. 10/1/10 | | | | | | |
| Average RPI Win: 334 | | WON-LOST | WINNING | LAST 10 | STRENGTH OF | OPP. STRENGTH | TEAM | ADJ. | CONF. | ADJ CONF. |
| Average RPI Loss: 247 | | RECORD | PCT. RANK | GAMES | SCHEDULE | OF SCHEDULE | RPI | RPI | RPI | RPI |
| DIV. I ONLY | | 3- 16 | 324 | 2-8 | 347 | 347 | 349 | 349 | 30 | 30 |
| DIV. I NON-CONF. | | 1- 12 | 335 | 0-4 | 330 | 345 | 346 | 346 | 31 | 31 |
| TOTALS | | RPI 1-25 | RPI 26-50 | | W-L RECORDS | | RPI 51-100 | RPI 101-150 | | RPI 150+ |
| 3- 16 | 0- 0 | 0- 0 | | OVERALL | | 0- 0 | 0- 1 | | 3- 15 | |
| 1- 6 | 0- 0 | 0- 0 | | HOME | | 0- 0 | 0- 0 | | 1- 6 | |
| 2- 9 | 0- 0 | 0- 0 | | AWAY | | 0- 0 | 0- 1 | | 2- 8 | |
| 0- 1 | 0- 0 | 0- 0 | | NEUTRAL | | 0- 0 | 0- 0 | | 0- 1 | |
| 1- 12 | 0- 0 | 0- 0 | | NON-CONFERENCE | | 0- 0 | 0- 1 | | 1- 11 | |
| 0- 5 | 0- 0 | 0- 0 | | HOME | | 0- 0 | 0- 0 | | 0- 5 | |
| 1- 6 | 0- 0 | 0- 0 | | AWAY | | 0- 0 | 0- 1 | | 1- 5 | |
| 0- 1 | 0- 0 | 0- 0 | | NEUTRAL | | 0- 0 | 0- 0 | | 0- 1 | |
| 2- 4 | 0- 0 | 0- 0 | | CONFERENCE | | 0- 0 | 0- 0 | | 2- 4 | |
| 1- 1 | 0- 0 | 0- 0 | | HOME | | 0- 0 | 0- 0 | | 1- 1 | |
| 1- 3 | 0- 0 | 0- 0 | | AWAY | | 0- 0 | 0- 0 | | 1- 3 | |
| 0- 0 | 0- 0 | 0- 0 | | NEUTRAL | | 0- 0 | 0- 0 | | 0- 0 | |

| RPI 1-25 | | | | RPI 26-50 | | | | RPI 51-100 | | | | RPI 101+ | | | | Team's RPI: 349 | |
|--------------------|---|----------|-------|-----------|---|-------------|-------|------------|-----|----------|---------------|----------|----|--------------------|-------|-----------------|--|
| RPI | S | Opponent | Score | RPI | S | Opponent | Score | RPI | S | Opponent | Score | RPI | S | Opponent | Score | | |
| | | | | | | | | | | | | 122 | A | Coastal Caro. | 44 | 85 | |
| | | | | | | | | | | | | 156 | N | North Ala. | 46 | 99 | |
| | | | | | | | | | | | | 174 | A | Norfolk St. | 42 | 76 | |
| | | | | | | | | | | | | 185 | A | UNLV | 57 | 66 | |
| | | | | | | | | | | | | 193 | H | North Dakota | 53 | 95 | |
| | | | | | | | | | | | | 230 | H | Radford | 45 | 60 | |
| | | | | | | | | | | | | 238 | A | Howard | 47 | 78 | |
| | | | | | | | | | | | | 241 | H | Col. of Charleston | 55 | 76 | |
| | | | | | | | | | | | | 254 | A | UNCW | 46 | 84 | |
| | | | | | | | | | | | | 257 | A | UNC Asheville | 51 | 82 | |
| | | | | | | | | | | | | 267 | A | Morgan St. | 47 | 77 | |
| | | | | | | | | | | | | 299 | H | Presbyterian | 49 | 70 | |
| | | | | | | | | | | | | 323 | A | Georgia St. | 52 | 77 | |
| | | | | | | | | | | | | 325 | H | UMES | 60 | 55 | |
| | | | | | | | | | | | | 328 | H | Mercer | 55 | 66 | |
| | | | | | | | | | | | | 333 | A | Charleston So. | 81 | 75 | |
| | | | | | | | | | | | | 341 | A | USC Upstate | 47 | 58 | |
| | | | | | | | | | | | | 343 | A | Coppin St. | 71 | 60 | |
| | | | | | | | | | | | | 350 | H | Florida A&M | 39 | 44 | |
| EAST 10 Division I | | | | | | | | | | | | | | | | | |
| | | | | 174 | A | Norfolk St. | 42 | 76 | 343 | A | Coppin St. | 71 | 60 | | | | |
| | | | | 325 | H | UMES | 60 | 55 | 122 | A | Coastal Caro. | 44 | 85 | | | | |
| | | | | 350 | H | Florida A&M | 39 | 44 | 156 | N | North Ala. | 46 | 99 | | | | |
| | | | | 238 | A | Howard | 47 | 78 | 323 | A | Georgia St. | 52 | 77 | | | | |
| | | | | 267 | A | Morgan St. | 47 | 77 | 341 | A | USC Upstate | 47 | 58 | | | | |

Non-Div I Games:

South Carolina St.

Loss, Non-Conf, S Site, H Home A Away N Neutral

South Dakota

Through Games Of Jan. 26, 2020

| | | | | | | | | | | |
|-------------------|----------|-----------|----------------|------------|-------------|---------------|------|------|-------|-----------|
| Average RPI Win: | 188 | WON-LOST | WINNING | LAST 10 | STRENGTH OF | OPP. STRENGTH | TEAM | ADJ. | CONF. | ADJ CONF. |
| Average RPI Loss: | 7 | RECORD | PCT. RANK | GAMES | SCHEDULE | OF SCHEDULE | RPI | RPI | RPI | RPI |
| DIV. I ONLY | 18- 2 | 11 | 9-1 | 244 | 58 | 49 | 49 | 20 | 20 | |
| DIV. I NON-CONF. | 10- 2 | 30 | 1-1 | 109 | 3 | 26 | 26 | 19 | 19 | |
| TOTALS | RPI 1-25 | RPI 26-50 | W-L RECORDS | RPI 51-100 | RPI 101-150 | RPI 150+ | | | | |
| 18- 2 | 1- 2 | 2- 0 | OVERALL | 2- 0 | 3- 0 | 10- 0 | | | | |
| 10- 1 | 0- 1 | 2- 0 | HOME | 1- 0 | 1- 0 | 6- 0 | | | | |
| 6- 1 | 0- 1 | 0- 0 | AWAY | 1- 0 | 2- 0 | 3- 0 | | | | |
| 2- 0 | 1- 0 | 0- 0 | NEUTRAL | 0- 0 | 0- 0 | 1- 0 | | | | |
| 10- 2 | 1- 2 | 2- 0 | NON-CONFERENCE | 1- 0 | 3- 0 | 3- 0 | | | | |
| 5- 1 | 0- 1 | 2- 0 | HOME | 0- 0 | 1- 0 | 2- 0 | | | | |
| 3- 1 | 0- 1 | 0- 0 | AWAY | 1- 0 | 2- 0 | 0- 0 | | | | |
| 2- 0 | 1- 0 | 0- 0 | NEUTRAL | 0- 0 | 0- 0 | 1- 0 | | | | |
| 8- 0 | 0- 0 | 0- 0 | CONFERENCE | 1- 0 | 0- 0 | 7- 0 | | | | |
| 5- 0 | 0- 0 | 0- 0 | HOME | 1- 0 | 0- 0 | 4- 0 | | | | |
| 3- 0 | 0- 0 | 0- 0 | AWAY | 0- 0 | 0- 0 | 3- 0 | | | | |
| 0- 0 | 0- 0 | 0- 0 | NEUTRAL | 0- 0 | 0- 0 | 0- 0 | | | | |

| RPI 1-25 | | | | RPI 26-50 | | | | RPI 51-100 | | | | RPI 101+ | | | |
|--------------------|---|-------------------|-------|-----------|---|-------------------|--------|------------|---|------------------|-------|----------|---|-------------------|--------|
| RPI | S | Opponent | Score | RPI | S | Opponent | Score | RPI | S | Opponent | Score | RPI | S | Opponent | Score |
| 1 | A | South Carolina | 60 73 | 30 | H | Drake | 102 94 | 90 | H | South Dakota St. | 83 48 | 133 | A | Northeastern | 80 76 |
| 12 | H | Missouri St. | 66 74 | 40 | H | Creighton | 72 65 | 97 | A | Utah | 84 81 | 143 | A | Green Bay | 66 60 |
| 25 | N | Ohio St. | 68 53 | | | | | | | | | 145 | H | Missouri | 72 56 |
| | | | | | | | | | | | | 194 | H | Montana | 96 64 |
| | | | | | | | | | | | | 201 | N | Northern Ill. | 91 48 |
| | | | | | | | | | | | | 205 | A | Western Ill. | 96 65 |
| | | | | | | | | | | | | 251 | H | Oral Roberts | 79 56 |
| | | | | | | | | | | | | 288 | H | Denver | 104 61 |
| | | | | | | | | | | | | 290 | A | North Dakota St. | 80 36 |
| | | | | | | | | | | | | 300 | H | Omaha | 77 44 |
| | | | | | | | | | | | | 308 | A | Purdue Fort Wayne | 62 41 |
| | | | | | | | | | | | | 308 | H | Purdue Fort Wayne | 79 25 |
| | | | | | | | | | | | | 343 | H | Coppin St. | 82 44 |
| LAST 10 Division I | | | | | | | | | | | | | | | |
| 251 | H | Oral Roberts | 79 56 | 288 | H | Denver | 104 61 | | | | | | | | |
| 308 | H | Purdue Fort Wayne | 79 25 | 308 | A | Purdue Fort Wayne | 62 41 | | | | | | | | |
| 90 | H | South Dakota St. | 83 48 | 205 | A | Western Ill. | 96 65 | | | | | | | | |
| 290 | A | North Dakota St. | 80 36 | 1 | A | South Carolina | 60 73 | | | | | | | | |
| 300 | H | Omaha | 77 44 | 194 | H | Montana | 96 64 | | | | | | | | |

Non-Div I Games: Mt. Marty 110 39

South Dakota

Loss, Non-Conf, S Site, H Home A Away N Neutral

| | | | | | | | | | | |
|-------------------|----------|-----------|----------------|------------|-------------|---------------|------|------|-------|-----------|
| Average RPI Win: | 221 | WON-LOST | WINNING | LAST 10 | STRENGTH OF | OPP. STRENGTH | TEAM | ADJ. | CONF. | ADJ CONF. |
| Average RPI Loss: | 30 | RECORD | PCT. RANK | GAMES | SCHEDULE | OF SCHEDULE | RPI | RPI | RPI | RPI |
| DIV. I ONLY | 14- 7 | 76 | 8-2 | 135 | 91 | 90 | 90 | 20 | 20 | |
| DIV. I NON-CONF. | 7- 6 | 161 | 1-1 | 63 | 9 | 89 | 89 | 19 | 19 | |
| TOTALS | RPI 1-25 | RPI 26-50 | W-L RECORDS | RPI 51-100 | RPI 101-150 | RPI 150+ | | | | |
| 14- 7 | 0- 2 | 0- 5 | OVERALL | 1- 0 | 3- 0 | 10- 0 | | | | |
| 8- 2 | 0- 1 | 0- 1 | HOME | 0- 0 | 1- 0 | 7- 0 | | | | |
| 4- 4 | 0- 1 | 0- 3 | AWAY | 0- 0 | 1- 0 | 3- 0 | | | | |
| 2- 1 | 0- 0 | 0- 1 | NEUTRAL | 1- 0 | 1- 0 | 0- 0 | | | | |
| 7- 6 | 0- 2 | 0- 4 | NON-CONFERENCE | 1- 0 | 3- 0 | 3- 0 | | | | |
| 4- 2 | 0- 1 | 0- 1 | HOME | 0- 0 | 1- 0 | 3- 0 | | | | |
| 1- 3 | 0- 1 | 0- 2 | AWAY | 0- 0 | 1- 0 | 0- 0 | | | | |
| 2- 1 | 0- 0 | 0- 1 | NEUTRAL | 1- 0 | 1- 0 | 0- 0 | | | | |
| 7- 1 | 0- 0 | 0- 1 | CONFERENCE | 0- 0 | 0- 0 | 7- 0 | | | | |
| 4- 0 | 0- 0 | 0- 0 | HOME | 0- 0 | 0- 0 | 4- 0 | | | | |
| 3- 1 | 0- 0 | 0- 1 | AWAY | 0- 0 | 0- 0 | 3- 0 | | | | |
| 0- 0 | 0- 0 | 0- 0 | NEUTRAL | 0- 0 | 0- 0 | 0- 0 | | | | |

| RPI 1-25 | | | | RPI 26-50 | | | | RPI 51-100 Team's RPI: 90 | | | | RPI 101+ | | | |
|--------------------|---|-------------------|--------|-----------|---|--------------|-------|---------------------------|---|------------|-------|----------|---|-------------------|--------|
| RPI | S | Opponent | Score | RPI | S | Opponent | Score | RPI | S | Opponent | Score | RPI | S | Opponent | Score |
| 2 | A | Oregon | 56 95 | 30 | A | Drake | 67 74 | 78 | N | South Fla. | 61 50 | 116 | H | Montana St. | 60 50 |
| 22 | H | Central Mich. | 74 79 | 31 | N | FGCU | 70 71 | | | | | 127 | N | Notre Dame | 65 59 |
| | | | | 37 | H | Marquette | 58 65 | | | | | 143 | A | Green Bay | 60 55 |
| | | | | 40 | A | Creighton | 48 61 | | | | | 193 | H | North Dakota | 99 64 |
| | | | | 49 | A | South Dakota | 48 83 | | | | | 205 | H | Western Ill. | 75 45 |
| | | | | | | | | | | | | 215 | H | Wyoming | 67 40 |
| | | | | | | | | | | | | 233 | H | Chattanooga | 71 56 |
| | | | | | | | | | | | | 251 | H | Oral Roberts | 58 44 |
| | | | | | | | | | | | | 288 | A | Denver | 86 79 |
| | | | | | | | | | | | | 290 | H | North Dakota St. | 60 52 |
| | | | | | | | | | | | | 300 | A | Omaha | 68 51 |
| | | | | | | | | | | | | 308 | A | Purdue Fort Wayne | 100 69 |
| | | | | | | | | | | | | 343 | H | Coppin St. | 94 41 |
| LAST 10 Division I | | | | | | | | | | | | | | | |
| 290 | H | North Dakota St. | 60 52 | 205 | H | Western Ill. | 75 45 | | | | | | | | |
| 49 | A | South Dakota | 48 83 | 251 | H | Oral Roberts | 58 44 | | | | | | | | |
| 193 | H | North Dakota | 99 64 | 300 | A | Omaha | 68 51 | | | | | | | | |
| 308 | A | Purdue Fort Wayne | 100 69 | 143 | A | Green Bay | 60 55 | | | | | | | | |
| 288 | A | Denver | 86 79 | 37 | H | Marquette | 58 65 | | | | | | | | |

Non-Div I Games: Dakota Wesleyan 77 46

South Dakota St.

■ Loss,
 ■ Non-Conf, S Site,
 ■ Home
 ■ Away
 N Neutral

| | | | | | | | | | | |
|-------------------|----------|-----------|----------------|------------|-------------|---------------|------|------|-------|-----------|
| Average RPI Win: | 173 | WON-LOST | WINNING | LAST 10 | STRENGTH OF | OPP. STRENGTH | TEAM | ADJ. | CONF. | ADJ CONF. |
| Average RPI Loss: | 71 | RECORD | PCT. RANK | GAMES | SCHEDULE | OF SCHEDULE | RPI | RPI | RPI | RPI |
| DIV. I ONLY | 12- 8 | 115 | 6-4 | 35 | 105 | 78 | 78 | 9 | 9 | |
| DIV. I NON-CONF. | 8- 6 | 138 | 2-2 | 36 | 164 | 99 | 99 | 8 | 8 | |
| TOTALS | RPI 1-25 | RPI 26-50 | W-L RECORDS | RPI 51-100 | RPI 101-150 | RPI 150+ | | | | |
| 12- 8 | 0- 2 | 1- 1 | OVERALL | 0- 3 | 4- 1 | 7- 1 | | | | |
| 10- 1 | 0- 0 | 1- 0 | HOME | 0- 1 | 4- 0 | 5- 0 | | | | |
| 2- 3 | 0- 1 | 0- 0 | AWAY | 0- 1 | 0- 0 | 2- 1 | | | | |
| 0- 4 | 0- 1 | 0- 1 | NEUTRAL | 0- 1 | 0- 1 | 0- 0 | | | | |
| 8- 6 | 0- 2 | 1- 1 | NON-CONFERENCE | 0- 1 | 2- 1 | 5- 1 | | | | |
| 8- 0 | 0- 0 | 1- 0 | HOME | 0- 0 | 2- 0 | 5- 0 | | | | |
| 0- 2 | 0- 1 | 0- 0 | AWAY | 0- 0 | 0- 0 | 0- 1 | | | | |
| 0- 4 | 0- 1 | 0- 1 | NEUTRAL | 0- 1 | 0- 1 | 0- 0 | | | | |
| 4- 2 | 0- 0 | 0- 0 | CONFERENCE | 0- 2 | 2- 0 | 2- 0 | | | | |
| 2- 1 | 0- 0 | 0- 0 | HOME | 0- 1 | 2- 0 | 0- 0 | | | | |
| 2- 1 | 0- 0 | 0- 0 | AWAY | 0- 1 | 0- 0 | 2- 0 | | | | |
| 0- 0 | 0- 0 | 0- 0 | NEUTRAL | 0- 0 | 0- 0 | 0- 0 | | | | |

| RPI 1-25 | | | | RPI 26-50 | | | | RPI 51-100 Team's RPI: 78 | | | | RPI 101+ | | | |
|--------------------|---|-----------------|-------|-----------|---|-----------------|-------|---------------------------|---|------------------|-------|----------|---|--------------------|-------|
| RPI | S | Opponent | Score | RPI | S | Opponent | Score | RPI | S | Opponent | Score | RPI | S | Opponent | Score |
| 9 | A | Baylor | 46 58 | 31 | N | FGCU | 77 81 | 54 | A | Temple | 66 69 | 103 | H | Cincinnati | 76 68 |
| 11 | N | Mississippi St. | 61 86 | 35 | H | Texas | 64 57 | 58 | H | UCF | 57 64 | 104 | H | Idaho | 67 64 |
| | | | | | | | | 90 | N | South Dakota St. | 50 61 | 113 | H | VCU | 77 55 |
| | | | | | | | | | | | | 125 | H | Tulane | 63 56 |
| | | | | | | | | | | | | 127 | N | Notre Dame | 51 67 |
| | | | | | | | | | | | | 166 | A | Wichita St. | 56 50 |
| | | | | | | | | | | | | 185 | A | UNLV | 51 61 |
| | | | | | | | | | | | | 211 | H | Jacksonville | 70 39 |
| | | | | | | | | | | | | 216 | A | Tulsa | 68 52 |
| | | | | | | | | | | | | 223 | H | Saint Francis (PA) | 62 23 |
| | | | | | | | | | | | | 224 | H | Brown | 70 60 |
| | | | | | | | | | | | | 238 | H | Howard | 82 53 |
| | | | | | | | | | | | | 321 | H | Alabama St. | 80 29 |
| LAST 10 Division I | | | | | | | | | | | | | | | |
| 125 | H | Tulane | 63 56 | 103 | H | Cincinnati | 76 68 | | | | | | | | |
| 166 | A | Wichita St. | 56 50 | 224 | H | Brown | 70 60 | | | | | | | | |
| 58 | H | UCF | 57 64 | 185 | A | UNLV | 51 61 | | | | | | | | |
| 54 | A | Temple | 66 69 | 11 | N | Mississippi St. | 61 86 | | | | | | | | |
| 216 | A | Tulsa | 68 52 | 104 | H | Idaho | 67 64 | | | | | | | | |

Non-Div I Games:

South Fla.

| | | | | | | | | | | |
|-------------------|----------|-----------|----------------|------------|-------------|---------------|------|------|-------|-----------|
| Average RPI Win: | 244 | WON-LOST | WINNING | LAST 10 | STRENGTH OF | OPP. STRENGTH | TEAM | ADJ. | CONF. | ADJ CONF. |
| Average RPI Loss: | 153 | RECORD | PCT. RANK | GAMES | SCHEDULE | OF SCHEDULE | RPI | RPI | RPI | RPI |
| DIV. I ONLY | 12- 5 | 57 | 7-3 | 331 | 184 | 152 | 152 | 18 | 18 | |
| DIV. I NON-CONF. | 6- 3 | 90 | 1-1 | 338 | 138 | 158 | 158 | 22 | 22 | |
| TOTALS | RPI 1-25 | RPI 26-50 | W-L RECORDS | RPI 51-100 | RPI 101-150 | RPI 150+ | | | | |
| 12- 5 | 0- 0 | 0- 0 | OVERALL | 1- 2 | 0- 0 | 11- 3 | | | | |
| 5- 1 | 0- 0 | 0- 0 | HOME | 1- 1 | 0- 0 | 4- 0 | | | | |
| 7- 4 | 0- 0 | 0- 0 | AWAY | 0- 1 | 0- 0 | 7- 3 | | | | |
| 0- 0 | 0- 0 | 0- 0 | NEUTRAL | 0- 0 | 0- 0 | 0- 0 | | | | |
| 6- 3 | 0- 0 | 0- 0 | NON-CONFERENCE | 1- 1 | 0- 0 | 5- 2 | | | | |
| 2- 0 | 0- 0 | 0- 0 | HOME | 1- 0 | 0- 0 | 1- 0 | | | | |
| 4- 3 | 0- 0 | 0- 0 | AWAY | 0- 1 | 0- 0 | 4- 2 | | | | |
| 0- 0 | 0- 0 | 0- 0 | NEUTRAL | 0- 0 | 0- 0 | 0- 0 | | | | |
| 6- 2 | 0- 0 | 0- 0 | CONFERENCE | 0- 1 | 0- 0 | 6- 1 | | | | |
| 3- 1 | 0- 0 | 0- 0 | HOME | 0- 1 | 0- 0 | 3- 0 | | | | |
| 3- 1 | 0- 0 | 0- 0 | AWAY | 0- 0 | 0- 0 | 3- 1 | | | | |
| 0- 0 | 0- 0 | 0- 0 | NEUTRAL | 0- 0 | 0- 0 | 0- 0 | | | | |

| RPI 1-25 | | | RPI 26-50 | | | RPI 51-100 | | | RPI 101+ | | | Team's RPI: 152 |
|--------------------|---|----------|-----------|-----|---|------------|-----------------|-----|----------|----------|---------------------|-----------------|
| RPI | S | Opponent | Score | RPI | S | Opponent | Score | RPI | S | Opponent | Score | |
| | | | | | | 64 | H Belmont | 45 | 57 | 175 | A Austin Peay | 79 66 |
| | | | | | | 87 | H Southern Ill. | 79 | 65 | 175 | H Austin Peay | 81 43 |
| | | | | | | 98 | A Saint Louis | 61 | 76 | 179 | A Eastern Mich. | 64 69 |
| | | | | | | | | | | 205 | A Western Ill. | 91 97 |
| | | | | | | | | | | 209 | A Arkansas St. | 79 67 |
| | | | | | | | | | | 218 | A Murray St. | 62 70 |
| | | | | | | | | | | 218 | H Murray St. | 88 73 |
| | | | | | | | | | | 242 | A Eastern Ill. | 77 65 |
| | | | | | | | | | | 269 | A Indiana St. | 68 58 |
| | | | | | | | | | | 275 | A Ole Miss | 70 53 |
| | | | | | | | | | | 308 | A Purdue Fort Wayne | 58 48 |
| | | | | | | | | | | 315 | H Evansville | 83 60 |
| | | | | | | | | | | 320 | A SIUE | 66 56 |
| | | | | | | | | | | 339 | H Tennessee St. | 83 54 |
| LAST 10 Division I | | | | | | | | | | | | |
| | | | | | | 242 | A Eastern Ill. | 77 | 65 | 64 | H Belmont | 45 57 |
| | | | | | | 320 | A SIUE | 66 | 56 | 218 | A Murray St. | 62 70 |
| | | | | | | 218 | H Murray St. | 88 | 73 | 175 | A Austin Peay | 79 66 |
| | | | | | | 175 | H Austin Peay | 81 | 43 | 269 | A Indiana St. | 68 58 |
| | | | | | | 339 | H Tennessee St. | 83 | 54 | 205 | A Western Ill. | 91 97 |

Non-Div I Games: Harris-Stowe 106 64 Mo.-St. Louis 70 56

Southeast Mo. St.

Loss, Non-Conf, S Site, H Home A Away N Neutral

| | | | | | | | | | | |
|-------------------|----------|-----------|----------------|------------|-------------|---------------|------|------|-------|-----------|
| Average RPI Win: | 275 | WON-LOST | WINNING | LAST 10 | STRENGTH OF | OPP. STRENGTH | TEAM | ADJ. | CONF. | ADJ CONF. |
| Average RPI Loss: | 156 | RECORD | PCT. RANK | GAMES | SCHEDULE | OF SCHEDULE | RPI | RPI | RPI | RPI |
| DIV. I ONLY | 6- 11 | 247 | 4-6 | 220 | 293 | 231 | 231 | 23 | 23 | |
| DIV. I NON-CONF. | 2- 6 | 279 | 0-1 | 146 | 224 | 219 | 219 | 20 | 20 | |
| TOTALS | RPI 1-25 | RPI 26-50 | W-L RECORDS | RPI 51-100 | RPI 101-150 | RPI 150+ | | | | |
| 6- 11 | 0- 1 | 0- 0 | OVERALL | 0- 2 | 1- 2 | 5- 6 | | | | |
| 2- 3 | 0- 0 | 0- 0 | HOME | 0- 0 | 1- 0 | 1- 3 | | | | |
| 4- 8 | 0- 1 | 0- 0 | AWAY | 0- 2 | 0- 2 | 4- 3 | | | | |
| 0- 0 | 0- 0 | 0- 0 | NEUTRAL | 0- 0 | 0- 0 | 0- 0 | | | | |
| 2- 6 | 0- 1 | 0- 0 | NON-CONFERENCE | 0- 1 | 0- 1 | 2- 3 | | | | |
| 1- 0 | 0- 0 | 0- 0 | HOME | 0- 0 | 0- 0 | 1- 0 | | | | |
| 1- 6 | 0- 1 | 0- 0 | AWAY | 0- 1 | 0- 1 | 1- 3 | | | | |
| 0- 0 | 0- 0 | 0- 0 | NEUTRAL | 0- 0 | 0- 0 | 0- 0 | | | | |
| 4- 5 | 0- 0 | 0- 0 | CONFERENCE | 0- 1 | 1- 1 | 3- 3 | | | | |
| 1- 3 | 0- 0 | 0- 0 | HOME | 0- 0 | 1- 0 | 0- 3 | | | | |
| 3- 2 | 0- 0 | 0- 0 | AWAY | 0- 1 | 0- 1 | 3- 0 | | | | |
| 0- 0 | 0- 0 | 0- 0 | NEUTRAL | 0- 0 | 0- 0 | 0- 0 | | | | |

| RPI 1-25 | | | | RPI 26-50 | | | | RPI 51-100 | | | | RPI 101+ Team's RPI: 231 | | | |
|--------------------|---|-------------------|-------|-----------|---|--------------------|-------|------------|---|-------------------|-------|--------------------------|---|--------------------|-------|
| RPI | S | Opponent | Score | RPI | S | Opponent | Score | RPI | S | Opponent | Score | RPI | S | Opponent | Score |
| 24 | A | LSU | 52 62 | | | | | 62 | A | Alabama | 50 87 | 128 | A | Louisiana | 50 60 |
| | | | | | | | | 81 | A | Abilene Christian | 53 61 | 137 | A | SFA | 51 77 |
| | | | | | | | | | | | | 141 | H | A&M-Corpus Christi | 48 44 |
| | | | | | | | | | | | | 161 | A | Houston | 65 78 |
| | | | | | | | | | | | | 163 | H | Sam Houston St. | 69 84 |
| | | | | | | | | | | | | 170 | H | Jackson St. | 63 59 |
| | | | | | | | | | | | | 197 | A | Southern Miss. | 54 62 |
| | | | | | | | | | | | | 217 | H | Lamar University | 57 65 |
| | | | | | | | | | | | | 250 | A | Louisiana Tech | 78 92 |
| | | | | | | | | | | | | 295 | H | Nicholls St. | 65 67 |
| | | | | | | | | | | | | 318 | A | McNeese | 74 67 |
| | | | | | | | | | | | | 330 | A | Houston Baptist | 69 59 |
| | | | | | | | | | | | | 342 | A | Northwestern St. | 72 56 |
| | | | | | | | | | | | | 346 | A | La.-Monroe | 65 52 |
| LAST 10 Division I | | | | | | | | | | | | | | | |
| 342 | A | Northwestern St. | 72 56 | 141 | H | A&M-Corpus Christi | 48 44 | | | | | | | | |
| 318 | A | McNeese | 74 67 | 137 | A | SFA | 51 77 | | | | | | | | |
| 81 | A | Abilene Christian | 53 61 | 62 | A | Alabama | 50 87 | | | | | | | | |
| 295 | H | Nicholls St. | 65 67 | 330 | A | Houston Baptist | 69 59 | | | | | | | | |
| 163 | H | Sam Houston St. | 69 84 | 217 | H | Lamar University | 57 65 | | | | | | | | |

Non-Div I Games: LSU-Alexandria 89 67

Southeastern La.

■ Loss,
 ■ Non-Conf, S Site,
 ■ Home
 ■ Away
 N Neutral

| | | | | | | | | | | |
|-------------------|----------|-----------|----------------|------------|-------------|---------------|------|------|-------|-----------|
| Average RPI Win: | 171 | WON-LOST | WINNING | LAST 10 | STRENGTH OF | OPP. STRENGTH | TEAM | ADJ. | CONF. | ADJ CONF. |
| Average RPI Loss: | 68 | RECORD | PCT. RANK | GAMES | SCHEDULE | OF SCHEDULE | RPI | RPI | RPI | RPI |
| DIV. I ONLY | 11- 8 | 128 | 5-5 | 30 | 65 | 72 | 72 | 1 | 1 | |
| DIV. I NON-CONF. | 8- 3 | 68 | 2-0 | 171 | 151 | 94 | 94 | 1 | 1 | |
| TOTALS | RPI 1-25 | RPI 26-50 | W-L RECORDS | RPI 51-100 | RPI 101-150 | RPI 150+ | | | | |
| 11- 8 | 1- 2 | 1- 4 | OVERALL | 2- 1 | 1- 0 | 6- 1 | | | | |
| 8- 3 | 1- 1 | 1- 2 | HOME | 1- 0 | 1- 0 | 4- 0 | | | | |
| 2- 4 | 0- 1 | 0- 1 | AWAY | 0- 1 | 0- 0 | 2- 1 | | | | |
| 1- 1 | 0- 0 | 0- 1 | NEUTRAL | 1- 0 | 0- 0 | 0- 0 | | | | |
| 8- 3 | 0- 1 | 1- 1 | NON-CONFERENCE | 1- 0 | 0- 0 | 6- 1 | | | | |
| 5- 1 | 0- 1 | 1- 0 | HOME | 0- 0 | 0- 0 | 4- 0 | | | | |
| 2- 1 | 0- 0 | 0- 0 | AWAY | 0- 0 | 0- 0 | 2- 1 | | | | |
| 1- 1 | 0- 0 | 0- 1 | NEUTRAL | 1- 0 | 0- 0 | 0- 0 | | | | |
| 3- 5 | 1- 1 | 0- 3 | CONFERENCE | 1- 1 | 1- 0 | 0- 0 | | | | |
| 3- 2 | 1- 0 | 0- 2 | HOME | 1- 0 | 1- 0 | 0- 0 | | | | |
| 0- 3 | 0- 1 | 0- 1 | AWAY | 0- 1 | 0- 0 | 0- 0 | | | | |
| 0- 0 | 0- 0 | 0- 0 | NEUTRAL | 0- 0 | 0- 0 | 0- 0 | | | | |

| RPI | S | Opponent | Score | RPI | S | Opponent | Score | RPI | S | Opponent | Score | RPI | S | Opponent | Score |
|--------------------|---|----------------|-------|-----|---|----------------|-------|-----|---|----------------|-------|-----|---|------------------|-------|
| 6 | A | UCLA | 59 83 | 27 | H | Arizona St. | 54 63 | 62 | N | Alabama | 60 57 | 107 | H | Washington | 81 78 |
| 6 | H | UCLA | 70 68 | 33 | H | Arizona | 57 65 | 85 | H | Washington St. | 74 63 | 185 | H | UNLV | 75 54 |
| 18 | H | Texas A&M | 64 74 | 34 | H | Virginia | 59 49 | 97 | A | Utah | 65 67 | 248 | A | CSUN | 69 53 |
| | | | | 43 | A | Colorado | 53 66 | | | | | 263 | H | Long Beach St. | 57 40 |
| | | | | 50 | N | Nebraska | 54 67 | | | | | 268 | A | UC Santa Barbara | 46 57 |
| | | | | | | | | | | | | 278 | A | UC Riverside | 76 59 |
| | | | | | | | | | | | | 287 | H | Nevada | 50 47 |
| | | | | | | | | | | | | 324 | H | UTRGV | 80 43 |
| LAST 10 Division I | | | | | | | | | | | | | | | |
| 107 | H | Washington | 81 78 | 27 | H | Arizona St. | 54 63 | | | | | | | | |
| 85 | H | Washington St. | 74 63 | 33 | H | Arizona | 57 65 | | | | | | | | |
| 6 | H | UCLA | 70 68 | 6 | A | UCLA | 59 83 | | | | | | | | |
| 97 | A | Utah | 65 67 | 263 | H | Long Beach St. | 57 40 | | | | | | | | |
| 43 | A | Colorado | 53 66 | 287 | H | Nevada | 50 47 | | | | | | | | |

Non-Div I Games:

Southern California

■ Loss,
 ■ Non-Conf,
 ■ S Site,
 ■ H Home
 ■ A Away
 N Neutral

Southern Ill.

Through Games Of Jan. 26, 2020

| | | | | | | | | | | |
|-------------------|----------|-----------|----------------|------------|-------------|---------------|------|------|-------|-----------|
| Average RPI Win: | 183 | WON-LOST | WINNING | LAST 10 | STRENGTH OF | OPP. STRENGTH | TEAM | ADJ. | CONF. | ADJ CONF. |
| Average RPI Loss: | 93 | RECORD | PCT. RANK | GAMES | SCHEDULE | OF SCHEDULE | RPI | RPI | RPI | RPI |
| DIV. I ONLY | 12- 6 | 76 | 7-3 | 124 | 135 | 87 | 87 | 7 | 7 | |
| DIV. I NON-CONF. | 8- 3 | 68 | 3-0 | 139 | 235 | 69 | 69 | 7 | 7 | |
| TOTALS | RPI 1-25 | RPI 26-50 | W-L RECORDS | RPI 51-100 | RPI 101-150 | RPI 150+ | | | | |
| 12- 6 | 1- 0 | 0- 1 | OVERALL | 2- 2 | 1- 1 | 8- 2 | | | | |
| 5- 3 | 1- 0 | 0- 1 | HOME | 2- 1 | 1- 0 | 1- 1 | | | | |
| 6- 3 | 0- 0 | 0- 0 | AWAY | 0- 1 | 0- 1 | 6- 1 | | | | |
| 1- 0 | 0- 0 | 0- 0 | NEUTRAL | 0- 0 | 0- 0 | 1- 0 | | | | |
| 8- 3 | 0- 0 | 0- 0 | NON-CONFERENCE | 2- 1 | 1- 0 | 5- 2 | | | | |
| 4- 1 | 0- 0 | 0- 0 | HOME | 2- 0 | 1- 0 | 1- 1 | | | | |
| 3- 2 | 0- 0 | 0- 0 | AWAY | 0- 1 | 0- 0 | 3- 1 | | | | |
| 1- 0 | 0- 0 | 0- 0 | NEUTRAL | 0- 0 | 0- 0 | 1- 0 | | | | |
| 4- 3 | 1- 0 | 0- 1 | CONFERENCE | 0- 1 | 0- 1 | 3- 0 | | | | |
| 1- 2 | 1- 0 | 0- 1 | HOME | 0- 1 | 0- 0 | 0- 0 | | | | |
| 3- 1 | 0- 0 | 0- 0 | AWAY | 0- 0 | 0- 1 | 3- 0 | | | | |
| 0- 0 | 0- 0 | 0- 0 | NEUTRAL | 0- 0 | 0- 0 | 0- 0 | | | | |

| RPI 1-25 | | | | RPI 26-50 | | | | RPI 51-100 | | | | Team's RPI: 87 | RPI 101+ | | | |
|--------------------|---|--------------|-------|-----------|---|----------------|-------|------------|---|-------------|-------|----------------|----------|---|-------------------|--------|
| RPI | S | Opponent | Score | RPI | S | Opponent | Score | RPI | S | Opponent | Score | | RPI | S | Opponent | Score |
| 12 | H | Missouri St. | 70 68 | 30 | H | Drake | 65 73 | 55 | H | UNI | 57 60 | | 102 | A | Loyola Chicago | 49 51 |
| | | | | | | | | 61 | A | IUPUI | 78 81 | | 135 | H | Tennessee Tech | 76 65 |
| | | | | | | | | 84 | H | UT Martin | 70 59 | | 152 | A | Southeast Mo. St. | 65 79 |
| | | | | | | | | 98 | H | Saint Louis | 61 53 | | 160 | H | Memphis | 66 70 |
| | | | | | | | | | | | | | 164 | A | Valparaiso | 67 51 |
| | | | | | | | | | | | | | 179 | A | Eastern Mich. | 85 54 |
| | | | | | | | | | | | | | 201 | A | Northern Ill. | 80 61 |
| | | | | | | | | | | | | | 205 | N | Western Ill. | 79 65 |
| | | | | | | | | | | | | | 218 | H | Murray St. | 76 66 |
| | | | | | | | | | | | | | 269 | A | Indiana St. | 78 55 |
| | | | | | | | | | | | | | 315 | A | Evansville | 70 57 |
| | | | | | | | | | | | | | 320 | A | SIUE | 103 67 |
| LAST 10 Division I | | | | | | | | | | | | | | | | |
| 269 | A | Indiana St. | 78 55 | 102 | A | Loyola Chicago | 49 51 | | | | | | | | | |
| 315 | A | Evansville | 70 57 | 164 | A | Valparaiso | 67 51 | | | | | | | | | |
| 12 | H | Missouri St. | 70 68 | 201 | A | Northern Ill. | 80 61 | | | | | | | | | |
| 30 | H | Drake | 65 73 | 205 | N | Western Ill. | 79 65 | | | | | | | | | |
| 55 | H | UNI | 57 60 | 218 | H | Murray St. | 76 66 | | | | | | | | | |

Non-Div I Games:

Southern Ill.

■ Loss,
 ■ Non-Conf,
 ■ S Site,
 ■ H Home
 ■ A Away
 N Neutral

| | | | | | | | | | | |
|-------------------|----------|-----------|----------------|------------|-------------|---------------|------|------|-------|-----------|
| Average RPI Win: | 263 | WON-LOST | WINNING | LAST 10 | STRENGTH OF | OPP. STRENGTH | TEAM | ADJ. | CONF. | ADJ CONF. |
| Average RPI Loss: | 111 | RECORD | PCT. RANK | GAMES | SCHEDULE | OF SCHEDULE | RPI | RPI | RPI | RPI |
| DIV. I ONLY | 9- 7 | 139 | 4-6 | 210 | 219 | 197 | 197 | 13 | 13 | |
| DIV. I NON-CONF. | 6- 3 | 90 | 1-2 | 279 | 252 | 180 | 180 | 13 | 13 | |
| TOTALS | RPI 1-25 | RPI 26-50 | W-L RECORDS | RPI 51-100 | RPI 101-150 | RPI 150+ | | | | |
| 9- 7 | 0- 1 | 0- 0 | OVERALL | 0- 1 | 1- 3 | 8- 2 | | | | |
| 7- 4 | 0- 0 | 0- 0 | HOME | 0- 1 | 1- 2 | 6- 1 | | | | |
| 2- 3 | 0- 1 | 0- 0 | AWAY | 0- 0 | 0- 1 | 2- 1 | | | | |
| 0- 0 | 0- 0 | 0- 0 | NEUTRAL | 0- 0 | 0- 0 | 0- 0 | | | | |
| 6- 3 | 0- 1 | 0- 0 | NON-CONFERENCE | 0- 0 | 1- 1 | 5- 1 | | | | |
| 5- 1 | 0- 0 | 0- 0 | HOME | 0- 0 | 1- 1 | 4- 0 | | | | |
| 1- 2 | 0- 1 | 0- 0 | AWAY | 0- 0 | 0- 0 | 1- 1 | | | | |
| 0- 0 | 0- 0 | 0- 0 | NEUTRAL | 0- 0 | 0- 0 | 0- 0 | | | | |
| 3- 4 | 0- 0 | 0- 0 | CONFERENCE | 0- 1 | 0- 2 | 3- 1 | | | | |
| 2- 3 | 0- 0 | 0- 0 | HOME | 0- 1 | 0- 1 | 2- 1 | | | | |
| 1- 1 | 0- 0 | 0- 0 | AWAY | 0- 0 | 0- 1 | 1- 0 | | | | |
| 0- 0 | 0- 0 | 0- 0 | NEUTRAL | 0- 0 | 0- 0 | 0- 0 | | | | |

| RPI 1-25 | | | | RPI 26-50 | | | | RPI 51-100 | | | | RPI 101+ Team's RPI: 197 | | | |
|--------------------|---|-----------------|-------|--------------|----|----------|-------|------------|---|--------------|-------|--------------------------|----|------------------|-------|
| RPI | S | Opponent | Score | RPI | S | Opponent | Score | RPI | S | Opponent | Score | RPI | S | Opponent | Score |
| 11 | A | Mississippi St. | 58 91 | | | | | 52 | H | Middle Tenn. | 69 77 | 101 | A | Rice | 64 75 |
| | | | | | | | | | | | | 112 | H | UAB | 68 74 |
| | | | | | | | | | | | | 113 | H | VCU | 51 39 |
| | | | | | | | | | | | | 125 | H | Tulane | 58 62 |
| | | | | | | | | | | | | 161 | A | Houston | 60 75 |
| | | | | | | | | | | | | 213 | H | UTEP | 72 89 |
| | | | | | | | | | | | | 231 | H | Southeastern La. | 62 54 |
| | | | | | | | | | | | | 236 | A | North Texas | 65 57 |
| | | | | | | | | | | | | 250 | H | Louisiana Tech | 66 60 |
| | | | | | | | | | | | | 262 | H | South Alabama | 62 55 |
| | | | | | | | | | | | | 275 | H | Ole Miss | 59 53 |
| | | | | | | | | | | | | 303 | H | UTSA | 82 65 |
| | | | | | | | | | | | | 346 | A | La.-Monroe | 57 42 |
| | | | | | | | | | | | | 351 | H | Mississippi Val. | 84 80 |
| LAST 10 Division I | | | | | | | | | | | | | | | |
| | | 52 | H | Middle Tenn. | 69 | 77 | | | | 213 | H | UTEP | 72 | 89 | |
| | | 112 | H | UAB | 68 | 74 | | | | 250 | H | Louisiana Tech | 66 | 60 | |
| | | 101 | A | Rice | 64 | 75 | | | | 161 | A | Houston | 60 | 75 | |
| | | 236 | A | North Texas | 65 | 57 | | | | 262 | H | South Alabama | 62 | 55 | |
| | | 303 | H | UTSA | 82 | 65 | | | | 125 | H | Tulane | 58 | 62 | |

Non-Div I Games: Faulkner 71 59 William Carey 77 47

Southern Miss.

Loss, Non-Conf, S Site, H Home A Away N Neutral

| | | | | | | | | | | |
|-------------------|----------|-----------|----------------|------------|-------------|---------------|------|------|-------|-----------|
| Average RPI Win: | 327 | WON-LOST | WINNING | LAST 10 | STRENGTH OF | OPP. STRENGTH | TEAM | ADJ. | CONF. | ADJ CONF. |
| Average RPI Loss: | 103 | RECORD | PCT. RANK | GAMES | SCHEDULE | OF SCHEDULE | RPI | RPI | RPI | RPI |
| DIV. I ONLY | 5- 11 | 274 | 5-5 | 258 | 147 | 258 | 258 | 31 | 31 | |
| DIV. I NON-CONF. | 0- 9 | 338 | 0-3 | 24 | 24 | 259 | 259 | 29 | 29 | |
| TOTALS | RPI 1-25 | RPI 26-50 | W-L RECORDS | RPI 51-100 | RPI 101-150 | RPI 150+ | | | | |
| 5- 11 | 0- 0 | 0- 4 | OVERALL | 0- 2 | 0- 2 | 5- 3 | | | | |
| 2- 1 | 0- 0 | 0- 0 | HOME | 0- 0 | 0- 0 | 2- 1 | | | | |
| 3- 8 | 0- 0 | 0- 4 | AWAY | 0- 1 | 0- 2 | 3- 1 | | | | |
| 0- 2 | 0- 0 | 0- 0 | NEUTRAL | 0- 1 | 0- 0 | 0- 1 | | | | |
| 0- 9 | 0- 0 | 0- 4 | NON-CONFERENCE | 0- 2 | 0- 1 | 0- 2 | | | | |
| 0- 0 | 0- 0 | 0- 0 | HOME | 0- 0 | 0- 0 | 0- 0 | | | | |
| 0- 7 | 0- 0 | 0- 4 | AWAY | 0- 1 | 0- 1 | 0- 1 | | | | |
| 0- 2 | 0- 0 | 0- 0 | NEUTRAL | 0- 1 | 0- 0 | 0- 1 | | | | |
| 5- 2 | 0- 0 | 0- 0 | CONFERENCE | 0- 0 | 0- 1 | 5- 1 | | | | |
| 2- 1 | 0- 0 | 0- 0 | HOME | 0- 0 | 0- 0 | 2- 1 | | | | |
| 3- 1 | 0- 0 | 0- 0 | AWAY | 0- 0 | 0- 1 | 3- 0 | | | | |
| 0- 0 | 0- 0 | 0- 0 | NEUTRAL | 0- 0 | 0- 0 | 0- 0 | | | | |

| RPI S | Opponent | Score | RPI S | Opponent | Score | RPI S | Opponent | Score | RPI S | Opponent | Score | Team's RPI: 258 |
|--------------------|--------------------|-------|-------|------------------|-------|-------|------------------|-------|-------|--------------------|-------|-----------------|
| 35 | A Texas | 39 93 | 41 | A Rutgers | 58 78 | 59 | A Iowa St. | 36 69 | 105 | A Texas Southern | 56 61 | |
| 46 | A Oklahoma St. | 59 72 | 46 | A Oklahoma St. | 59 72 | 85 | N Washington St. | 54 69 | 117 | A Fordham | 52 65 | |
| 50 | A Nebraska | 39 73 | | | | | | | 166 | A Wichita St. | 63 69 | |
| | | | | | | | | | 170 | H Jackson St. | 51 72 | |
| | | | | | | | | | 257 | N UNC Asheville | 34 53 | |
| | | | | | | | | | 302 | A Prairie View | 68 48 | |
| | | | | | | | | | 321 | H Alabama St. | 69 47 | |
| | | | | | | | | | 322 | A Ark.-Pine Bluff | 70 43 | |
| | | | | | | | | | 340 | H Grambling | 81 57 | |
| | | | | | | | | | 351 | A Mississippi Val. | 84 54 | |
| LAST 10 Division I | | | | | | | | | | | | |
| 321 | H Alabama St. | 69 47 | 302 | A Prairie View | 68 48 | | | | | | | |
| 351 | A Mississippi Val. | 84 54 | 105 | A Texas Southern | 56 61 | | | | | | | |
| 322 | A Ark.-Pine Bluff | 70 43 | 257 | N UNC Asheville | 34 53 | | | | | | | |
| 170 | H Jackson St. | 51 72 | 85 | N Washington St. | 54 69 | | | | | | | |
| 340 | H Grambling | 81 57 | 46 | A Oklahoma St. | 59 72 | | | | | | | |

Non-Div I Games: Tougaloo 100 39 Wiley 78 55

Southern U.

Southern Utah

Through Games Of Jan. 26, 2020

| | | | | | | | | | | |
|-------------------|----------|-----------|----------------|------------|-------------|---------------|------|------|-------|-----------|
| Average RPI Win: | 256 | WON-LOST | WINNING | LAST 10 | STRENGTH OF | OPP. STRENGTH | TEAM | ADJ. | CONF. | ADJ CONF. |
| Average RPI Loss: | 198 | RECORD | PCT. RANK | GAMES | SCHEDULE | OF SCHEDULE | RPI | RPI | RPI | RPI |
| DIV. I ONLY | 9- 7 | 139 | 5-5 | 303 | 251 | 203 | 203 | 19 | 19 | |
| DIV. I NON-CONF. | 6- 3 | 90 | 2-1 | 267 | 294 | 136 | 136 | 17 | 17 | |
| TOTALS | RPI 1-25 | RPI 26-50 | W-L RECORDS | RPI 51-100 | RPI 101-150 | RPI 150+ | | | | |
| 9- 7 | 0- 1 | 0- 0 | OVERALL | 0- 0 | 0- 1 | 9- 5 | | | | |
| 8- 0 | 0- 0 | 0- 0 | HOME | 0- 0 | 0- 0 | 8- 0 | | | | |
| 1- 7 | 0- 1 | 0- 0 | AWAY | 0- 0 | 0- 1 | 1- 5 | | | | |
| 0- 0 | 0- 0 | 0- 0 | NEUTRAL | 0- 0 | 0- 0 | 0- 0 | | | | |
| 6- 3 | 0- 1 | 0- 0 | NON-CONFERENCE | 0- 0 | 0- 0 | 6- 2 | | | | |
| 5- 0 | 0- 0 | 0- 0 | HOME | 0- 0 | 0- 0 | 5- 0 | | | | |
| 1- 3 | 0- 1 | 0- 0 | AWAY | 0- 0 | 0- 0 | 1- 2 | | | | |
| 0- 0 | 0- 0 | 0- 0 | NEUTRAL | 0- 0 | 0- 0 | 0- 0 | | | | |
| 3- 4 | 0- 0 | 0- 0 | CONFERENCE | 0- 0 | 0- 1 | 3- 3 | | | | |
| 3- 0 | 0- 0 | 0- 0 | HOME | 0- 0 | 0- 0 | 3- 0 | | | | |
| 0- 4 | 0- 0 | 0- 0 | AWAY | 0- 0 | 0- 1 | 0- 3 | | | | |
| 0- 0 | 0- 0 | 0- 0 | NEUTRAL | 0- 0 | 0- 0 | 0- 0 | | | | |

| RPI 1-25 | | | | RPI 26-50 | | | | RPI 51-100 | | | | RPI 101+ Team's RPI: 203 | | | |
|--------------------|---|----------------|-------|-----------|---|--------------|-------|------------|---|----------|-------|--------------------------|---|-------------------|-------|
| RPI | S | Opponent | Score | RPI | S | Opponent | Score | RPI | S | Opponent | Score | RPI | S | Opponent | Score |
| 13 | A | Oregon St. | 45 95 | | | | | | | | | 116 | A | Montana St. | 65 91 |
| | | | | | | | | | | | | 185 | H | UNLV | 72 68 |
| | | | | | | | | | | | | 186 | H | Portland St. | 71 58 |
| | | | | | | | | | | | | 194 | A | Montana | 74 81 |
| | | | | | | | | | | | | 206 | A | Northern Ariz. | 76 84 |
| | | | | | | | | | | | | 234 | H | Cal St. Fullerton | 79 63 |
| | | | | | | | | | | | | 251 | H | Oral Roberts | 72 58 |
| | | | | | | | | | | | | 253 | A | Grand Canyon | 65 69 |
| | | | | | | | | | | | | 256 | H | Idaho St. | 72 65 |
| | | | | | | | | | | | | 278 | H | UC Riverside | 79 68 |
| | | | | | | | | | | | | 288 | A | Denver | 73 81 |
| | | | | | | | | | | | | 289 | H | Eastern Wash. | 71 50 |
| | | | | | | | | | | | | 297 | H | UC Irvine | 82 68 |
| | | | | | | | | | | | | 317 | A | Sacramento St. | 82 87 |
| | | | | | | | | | | | | 326 | A | Utah Valley | 71 58 |
| LAST 10 Division I | | | | | | | | | | | | | | | |
| 289 | H | Eastern Wash. | 71 50 | 194 | A | Montana | 74 81 | | | | | | | | |
| 317 | A | Sacramento St. | 82 87 | 186 | H | Portland St. | 71 58 | | | | | | | | |
| 206 | A | Northern Ariz. | 76 84 | 278 | H | UC Riverside | 79 68 | | | | | | | | |
| 256 | H | Idaho St. | 72 65 | 288 | A | Denver | 73 81 | | | | | | | | |
| 116 | A | Montana St. | 65 91 | 297 | H | UC Irvine | 82 68 | | | | | | | | |

Non-Div I Games:

Southern Utah

■ Loss,
 ■ Non-Conf,
 ■ S Site,
 ■ H Home
 ■ A Away
 N Neutral

| | | | | | | | | | | |
|-------------------|----------|-----------|----------------|------------|-------------|---------------|------|------|-------|-----------|
| Average RPI Win: | 203 | WON-LOST | WINNING | LAST 10 | STRENGTH OF | OPP. STRENGTH | TEAM | ADJ. | CONF. | ADJ CONF. |
| Average RPI Loss: | 149 | RECORD | PCT. RANK | GAMES | SCHEDULE | OF SCHEDULE | RPI | RPI | RPI | RPI |
| DIV. I ONLY | 5- 15 | 293 | 3-7 | 136 | 192 | 283 | 283 | 12 | 12 | |
| DIV. I NON-CONF. | 3- 10 | 282 | 1-2 | 134 | 256 | 290 | 290 | 12 | 12 | |
| TOTALS | RPI 1-25 | RPI 26-50 | W-L RECORDS | RPI 51-100 | RPI 101-150 | RPI 150+ | | | | |
| 5- 15 | 0- 0 | 0- 1 | OVERALL | 0- 3 | 1- 4 | 4- 7 | | | | |
| 4- 7 | 0- 0 | 0- 1 | HOME | 0- 1 | 0- 2 | 4- 3 | | | | |
| 0- 7 | 0- 0 | 0- 0 | AWAY | 0- 2 | 0- 2 | 0- 3 | | | | |
| 1- 1 | 0- 0 | 0- 0 | NEUTRAL | 0- 0 | 1- 0 | 0- 1 | | | | |
| 3- 10 | 0- 0 | 0- 1 | NON-CONFERENCE | 0- 2 | 1- 2 | 2- 5 | | | | |
| 2- 5 | 0- 0 | 0- 1 | HOME | 0- 1 | 0- 1 | 2- 2 | | | | |
| 0- 4 | 0- 0 | 0- 0 | AWAY | 0- 1 | 0- 1 | 0- 2 | | | | |
| 1- 1 | 0- 0 | 0- 0 | NEUTRAL | 0- 0 | 1- 0 | 0- 1 | | | | |
| 2- 5 | 0- 0 | 0- 0 | CONFERENCE | 0- 1 | 0- 2 | 2- 2 | | | | |
| 2- 2 | 0- 0 | 0- 0 | HOME | 0- 0 | 0- 1 | 2- 1 | | | | |
| 0- 3 | 0- 0 | 0- 0 | AWAY | 0- 1 | 0- 1 | 0- 1 | | | | |
| 0- 0 | 0- 0 | 0- 0 | NEUTRAL | 0- 0 | 0- 0 | 0- 0 | | | | |

| RPI | S | Opponent | Score | RPI | S | Opponent | Score | RPI | S | Opponent | Score | RPI | S | Opponent | Score | Team's RPI: 283 |
|--------------------|---|-----------------|-------|-----|---|-------------------|-------|-----|---|-------------------|-------|-----|---|---------------|-------|-----------------|
| 42 | H | St. John's (NY) | 56 68 | 60 | A | Bucknell | 60 68 | 111 | A | Kent St. | 58 81 | 117 | A | Fordham | 53 79 | |
| | | | | 68 | H | Buffalo | 36 46 | 129 | H | Cornell | 42 70 | 139 | N | Wright St. | 57 56 | |
| | | | | 98 | A | Saint Louis | 51 72 | 150 | H | Massachusetts | 52 62 | 172 | H | Rhode Island | 64 59 | |
| | | | | | | | | 177 | N | Saint Mary's (CA) | 57 72 | 180 | A | Binghamton | 67 78 | |
| | | | | | | | | 184 | H | Saint Joseph's | 60 61 | 195 | H | Cleveland St. | 62 65 | |
| | | | | | | | | 196 | H | Akron | 54 63 | 198 | A | La Salle | 61 67 | |
| | | | | | | | | 212 | H | George Mason | 62 47 | 219 | H | Niagara | 71 67 | |
| | | | | | | | | 273 | H | Oakland | 80 66 | 336 | A | Canisius | 82 84 | |
| LAST 10 Division I | | | | | | | | | | | | | | | | |
| 172 | H | Rhode Island | 64 59 | 150 | H | Massachusetts | 52 62 | | | | | | | | | |
| 184 | H | Saint Joseph's | 60 61 | 117 | A | Fordham | 53 79 | | | | | | | | | |
| 198 | A | La Salle | 61 67 | 129 | H | Cornell | 42 70 | | | | | | | | | |
| 98 | A | Saint Louis | 51 72 | 177 | N | Saint Mary's (CA) | 57 72 | | | | | | | | | |
| 212 | H | George Mason | 62 47 | 139 | N | Wright St. | 57 56 | | | | | | | | | |

Non-Div I Games:

St. Bonaventure

St. Francis Brooklyn

Through Games Of Jan. 26, 2020

| | | | | | | | | | | |
|-------------------|----------|-----------|----------------|------------|-------------|---------------|------|------|-------|-----------|
| Average RPI Win: | 307 | WON-LOST | WINNING | LAST 10 | STRENGTH OF | OPP. STRENGTH | TEAM | ADJ. | CONF. | ADJ CONF. |
| Average RPI Loss: | 186 | RECORD | PCT. RANK | GAMES | SCHEDULE | OF SCHEDULE | RPI | RPI | RPI | RPI |
| DIV. I ONLY | 4- 13 | 299 | 2-8 | 266 | 308 | 312 | 312 | 29 | 29 | |
| DIV. I NON-CONF. | 3- 7 | 252 | 1-2 | 175 | 254 | 254 | 254 | 30 | 30 | |
| TOTALS | RPI 1-25 | RPI 26-50 | W-L RECORDS | RPI 51-100 | RPI 101-150 | RPI 150+ | | | | |
| 4- 13 | 0- 1 | 0- 1 | OVERALL | 0- 2 | 0- 2 | 4- 7 | | | | |
| 3- 3 | 0- 0 | 0- 0 | HOME | 0- 1 | 0- 0 | 3- 2 | | | | |
| 1- 8 | 0- 1 | 0- 1 | AWAY | 0- 1 | 0- 1 | 1- 4 | | | | |
| 0- 2 | 0- 0 | 0- 0 | NEUTRAL | 0- 0 | 0- 1 | 0- 1 | | | | |
| 3- 7 | 0- 1 | 0- 1 | NON-CONFERENCE | 0- 2 | 0- 1 | 3- 2 | | | | |
| 2- 1 | 0- 0 | 0- 0 | HOME | 0- 1 | 0- 0 | 2- 0 | | | | |
| 1- 4 | 0- 1 | 0- 1 | AWAY | 0- 1 | 0- 0 | 1- 1 | | | | |
| 0- 2 | 0- 0 | 0- 0 | NEUTRAL | 0- 0 | 0- 1 | 0- 1 | | | | |
| 1- 6 | 0- 0 | 0- 0 | CONFERENCE | 0- 0 | 0- 1 | 1- 5 | | | | |
| 1- 2 | 0- 0 | 0- 0 | HOME | 0- 0 | 0- 0 | 1- 2 | | | | |
| 0- 4 | 0- 0 | 0- 0 | AWAY | 0- 0 | 0- 1 | 0- 3 | | | | |
| 0- 0 | 0- 0 | 0- 0 | NEUTRAL | 0- 0 | 0- 0 | 0- 0 | | | | |

| RPI 1-25 | | | | RPI 26-50 | | | | RPI 51-100 | | | | RPI 101+ Team's RPI: 312 | | | |
|--------------------|---|--------------------|-------|-----------|---|---------------------|-------|------------|---|----------------|--------|--------------------------|---|---------------------|-------|
| RPI | S | Opponent | Score | RPI | S | Opponent | Score | RPI | S | Opponent | Score | RPI | S | Opponent | Score |
| 21 | A | Princeton | 44 76 | 37 | A | Marquette | 71 92 | 89 | A | Boston College | 69 106 | 106 | N | Pacific | 62 71 |
| | | | | | | | | 96 | H | Stony Brook | 73 86 | 138 | A | Robert Morris | 44 69 |
| | | | | | | | | | | | | 223 | A | Saint Francis (PA) | 72 82 |
| | | | | | | | | | | | | 223 | H | Saint Francis (PA) | 59 67 |
| | | | | | | | | | | | | 240 | A | Mt. St. Mary's | 60 69 |
| | | | | | | | | | | | | 274 | H | Loyola Maryland | 89 78 |
| | | | | | | | | | | | | 291 | N | Ga. Southern | 47 78 |
| | | | | | | | | | | | | 292 | A | Wagner | 66 74 |
| | | | | | | | | | | | | 294 | H | Army West Point | 70 64 |
| | | | | | | | | | | | | 313 | A | Albany (NY) | 49 41 |
| | | | | | | | | | | | | 329 | A | NJIT | 69 88 |
| | | | | | | | | | | | | 335 | H | Fairleigh Dickinson | 57 62 |
| | | | | | | | | | | | | 348 | H | LIU Brooklyn | 88 63 |
| LAST 10 Division I | | | | | | | | | | | | | | | |
| 223 | H | Saint Francis (PA) | 59 67 | 348 | H | LIU Brooklyn | 88 63 | | | | | | | | |
| 240 | A | Mt. St. Mary's | 60 69 | 335 | H | Fairleigh Dickinson | 57 62 | | | | | | | | |
| 292 | A | Wagner | 66 74 | 291 | N | Ga. Southern | 47 78 | | | | | | | | |
| 138 | A | Robert Morris | 44 69 | 106 | N | Pacific | 62 71 | | | | | | | | |
| 223 | A | Saint Francis (PA) | 72 82 | 313 | A | Albany (NY) | 49 41 | | | | | | | | |

Non-Div I Games: East Stroudsburg 84 62

St. Francis Brooklyn

Loss, Non-Conf, S Site, H Home A Away N Neutral

| | | | | | | | | | | |
|-------------------|----------|-----------|----------------|------------|-------------|---------------|------|------|-------|-----------|
| Average RPI Win: | 160 | WON-LOST | WINNING | LAST 10 | STRENGTH OF | OPP. STRENGTH | TEAM | ADJ. | CONF. | ADJ CONF. |
| Average RPI Loss: | 64 | RECORD | PCT. RANK | GAMES | SCHEDULE | OF SCHEDULE | RPI | RPI | RPI | RPI |
| DIV. I ONLY | 13- 7 | 92 | 7-3 | 40 | 82 | 42 | 42 | 6 | 6 | |
| DIV. I NON-CONF. | 7- 4 | 100 | 1-0 | 29 | 191 | 46 | 46 | 6 | 6 | |
| TOTALS | RPI 1-25 | RPI 26-50 | W-L RECORDS | RPI 51-100 | RPI 101-150 | RPI 150+ | | | | |
| 13- 7 | 0- 2 | 2- 2 | OVERALL | 3- 2 | 2- 0 | 6- 1 | | | | |
| 8- 1 | 0- 0 | 1- 0 | HOME | 1- 1 | 2- 0 | 4- 0 | | | | |
| 5- 5 | 0- 2 | 1- 2 | AWAY | 2- 0 | 0- 0 | 2- 1 | | | | |
| 0- 1 | 0- 0 | 0- 0 | NEUTRAL | 0- 1 | 0- 0 | 0- 0 | | | | |
| 7- 4 | 0- 1 | 1- 1 | NON-CONFERENCE | 1- 1 | 1- 0 | 4- 1 | | | | |
| 5- 0 | 0- 0 | 0- 0 | HOME | 1- 0 | 1- 0 | 3- 0 | | | | |
| 2- 3 | 0- 1 | 1- 1 | AWAY | 0- 0 | 0- 0 | 1- 1 | | | | |
| 0- 1 | 0- 0 | 0- 0 | NEUTRAL | 0- 1 | 0- 0 | 0- 0 | | | | |
| 6- 3 | 0- 1 | 1- 1 | CONFERENCE | 2- 1 | 1- 0 | 2- 0 | | | | |
| 3- 1 | 0- 0 | 1- 0 | HOME | 0- 1 | 1- 0 | 1- 0 | | | | |
| 3- 2 | 0- 1 | 0- 1 | AWAY | 2- 0 | 0- 0 | 1- 0 | | | | |
| 0- 0 | 0- 0 | 0- 0 | NEUTRAL | 0- 0 | 0- 0 | 0- 0 | | | | |

| RPI 1-25 | | | | RPI 26-50 | | | | Team's RPI: 42 | RPI 51-100 | | | | RPI 101+ | | | |
|--------------------|---|-------------|-------|-----------|---|---------------|-------|----------------|------------|---|-------------|-------|----------|---|-----------------|-------|
| RPI | S | Opponent | Score | RPI | S | Opponent | Score | | RPI | S | Opponent | Score | RPI | S | Opponent | Score |
| 16 | A | Florida St. | 70 74 | 37 | A | Marquette | 85 94 | | 61 | N | IUPUI | 78 85 | 131 | H | Providence | 64 58 |
| 17 | A | DePaul | 69 74 | 40 | H | Creighton | 63 58 | | 67 | H | Wake Forest | 82 74 | 150 | H | Massachusetts | 82 71 |
| | | | | 44 | A | Yale | 80 66 | | 74 | A | Seton Hall | 82 66 | 185 | A | UNLV | 75 79 |
| | | | | 45 | A | James Madison | 73 76 | | 88 | H | Villanova | 62 67 | 202 | H | Lafayette | 76 44 |
| | | | | | | | | | 92 | A | Butler | 67 42 | 221 | H | Georgetown | 71 54 |
| | | | | | | | | | | | | | 226 | A | Xavier | 75 67 |
| | | | | | | | | | | | | | 252 | H | Fairfield | 71 69 |
| | | | | | | | | | | | | | 283 | A | St. Bonaventure | 68 56 |
| | | | | | | | | | | | | | 294 | H | Army West Point | 96 60 |
| LAST 10 Division I | | | | | | | | | | | | | | | | |
| | | | | 74 | A | Seton Hall | 82 66 | | 88 | H | Villanova | 62 67 | | | | |
| | | | | 40 | H | Creighton | 63 58 | | 221 | H | Georgetown | 71 54 | | | | |
| | | | | 131 | H | Providence | 64 58 | | 92 | A | Butler | 67 42 | | | | |
| | | | | 17 | A | DePaul | 69 74 | | 226 | A | Xavier | 75 67 | | | | |
| | | | | 37 | A | Marquette | 85 94 | | 252 | H | Fairfield | 71 69 | | | | |

Non-Div I Games:

St. John's (NY)

Stanford

Through Games Of Jan. 26, 2020

| | | | | | | | | | | |
|-------------------|----------|-----------|----------------|------------|-------------|---------------|------|------|-------|-----------|
| Average RPI Win: | 116 | WON-LOST | WINNING | LAST 10 | STRENGTH OF | OPP. STRENGTH | TEAM | ADJ. | CONF. | ADJ CONF. |
| Average RPI Loss: | 19 | RECORD | PCT. RANK | GAMES | SCHEDULE | OF SCHEDULE | RPI | RPI | RPI | RPI |
| DIV. I ONLY | 18- 2 | 11 | 8-2 | 23 | 5 | 5 | 5 | 1 | 1 | |
| DIV. I NON-CONF. | 11- 1 | 13 | 1-1 | 49 | 27 | 7 | 7 | 1 | 1 | |
| TOTALS | RPI 1-25 | RPI 26-50 | W-L RECORDS | RPI 51-100 | RPI 101-150 | RPI 150+ | | | | |
| 18- 2 | 4- 1 | 1- 1 | OVERALL | 4- 0 | 4- 0 | 5- 0 | | | | |
| 12- 0 | 2- 0 | 1- 0 | HOME | 4- 0 | 2- 0 | 3- 0 | | | | |
| 3- 2 | 1- 1 | 0- 1 | AWAY | 0- 0 | 1- 0 | 1- 0 | | | | |
| 3- 0 | 1- 0 | 0- 0 | NEUTRAL | 0- 0 | 1- 0 | 1- 0 | | | | |
| 11- 1 | 3- 0 | 0- 1 | NON-CONFERENCE | 2- 0 | 1- 0 | 5- 0 | | | | |
| 7- 0 | 2- 0 | 0- 0 | HOME | 2- 0 | 0- 0 | 3- 0 | | | | |
| 1- 1 | 0- 0 | 0- 1 | AWAY | 0- 0 | 0- 0 | 1- 0 | | | | |
| 3- 0 | 1- 0 | 0- 0 | NEUTRAL | 0- 0 | 1- 0 | 1- 0 | | | | |
| 7- 1 | 1- 1 | 1- 0 | CONFERENCE | 2- 0 | 3- 0 | 0- 0 | | | | |
| 5- 0 | 0- 0 | 1- 0 | HOME | 2- 0 | 2- 0 | 0- 0 | | | | |
| 2- 1 | 1- 1 | 0- 0 | AWAY | 0- 0 | 1- 0 | 0- 0 | | | | |
| 0- 0 | 0- 0 | 0- 0 | NEUTRAL | 0- 0 | 0- 0 | 0- 0 | | | | |

| RPI | S | Opponent | Score | RPI | S | Opponent | Score | RPI | S | Opponent | Score | RPI | S | Opponent | Score |
|--------------------|---|-----------------|-------|-----|---|----------------|-------|-----|---|----------------|-------|-----|---|--------------------|-------|
| 2 | A | Oregon | 55 87 | 35 | A | Texas | 64 69 | 51 | H | Tennessee | 78 51 | 107 | H | Washington | 77 56 |
| 10 | H | Gonzaga | 76 70 | 43 | H | Colorado | 76 68 | 68 | H | Buffalo | 88 69 | 114 | N | Syracuse | 77 59 |
| 11 | N | Mississippi St. | 67 62 | | | | | 85 | H | Washington St. | 77 58 | 126 | A | California | 79 65 |
| 13 | A | Oregon St. | 61 58 | | | | | 97 | H | Utah | 82 49 | 126 | H | California | 73 40 |
| 25 | H | Ohio St. | 71 52 | | | | | | | | | 191 | H | UC Davis | 67 55 |
| | | | | | | | | | | | | 204 | H | Northern Colo. | 90 36 |
| | | | | | | | | | | | | 232 | A | San Francisco | 97 71 |
| | | | | | | | | | | | | 289 | H | Eastern Wash. | 92 27 |
| | | | | | | | | | | | | 296 | N | California Baptist | 83 78 |
| LAST 10 Division I | | | | | | | | | | | | | | | |
| 97 | H | Utah | 82 49 | 126 | H | California | 73 40 | | | | | | | | |
| 43 | H | Colorado | 76 68 | 107 | H | Washington | 77 56 | | | | | | | | |
| 13 | A | Oregon St. | 61 58 | 85 | H | Washington St. | 77 58 | | | | | | | | |
| 2 | A | Oregon | 55 87 | 191 | H | UC Davis | 67 55 | | | | | | | | |
| 126 | A | California | 79 65 | 35 | A | Texas | 64 69 | | | | | | | | |

Non-Div I Games:

Stanford

■ Loss,
 ■ Non-Conf,
 ■ S Site,
 ■ H Home
 ■ A Away
 N Neutral

| | | | | | | | | | | |
|-------------------|----------|-----------|----------------|------------|-------------|---------------|------|------|-------|-----------|
| Average RPI Win: | 258 | WON-LOST | WINNING | LAST 10 | STRENGTH OF | OPP. STRENGTH | TEAM | ADJ. | CONF. | ADJ CONF. |
| Average RPI Loss: | 126 | RECORD | PCT. RANK | GAMES | SCHEDULE | OF SCHEDULE | RPI | RPI | RPI | RPI |
| DIV. I ONLY | 4- 12 | 293 | 3-7 | 91 | 212 | 243 | 243 | 16 | 16 | |
| DIV. I NON-CONF. | 3- 7 | 252 | 2-2 | 114 | 202 | 230 | 230 | 15 | 15 | |
| TOTALS | RPI 1-25 | RPI 26-50 | W-L RECORDS | RPI 51-100 | RPI 101-150 | RPI 150+ | | | | |
| 4- 12 | 0- 1 | 0- 1 | OVERALL | 0- 2 | 0- 3 | 4- 5 | | | | |
| 2- 5 | 0- 0 | 0- 1 | HOME | 0- 0 | 0- 2 | 2- 2 | | | | |
| 2- 6 | 0- 1 | 0- 0 | AWAY | 0- 2 | 0- 1 | 2- 2 | | | | |
| 0- 1 | 0- 0 | 0- 0 | NEUTRAL | 0- 0 | 0- 0 | 0- 1 | | | | |
| 3- 7 | 0- 1 | 0- 0 | NON-CONFERENCE | 0- 2 | 0- 2 | 3- 2 | | | | |
| 2- 2 | 0- 0 | 0- 0 | HOME | 0- 0 | 0- 1 | 2- 1 | | | | |
| 1- 4 | 0- 1 | 0- 0 | AWAY | 0- 2 | 0- 1 | 1- 0 | | | | |
| 0- 1 | 0- 0 | 0- 0 | NEUTRAL | 0- 0 | 0- 0 | 0- 1 | | | | |
| 1- 5 | 0- 0 | 0- 1 | CONFERENCE | 0- 0 | 0- 1 | 1- 3 | | | | |
| 0- 3 | 0- 0 | 0- 1 | HOME | 0- 0 | 0- 1 | 0- 1 | | | | |
| 1- 2 | 0- 0 | 0- 0 | AWAY | 0- 0 | 0- 0 | 1- 2 | | | | |
| 0- 0 | 0- 0 | 0- 0 | NEUTRAL | 0- 0 | 0- 0 | 0- 0 | | | | |

| RPI 1-25 | | | | RPI 26-50 | | | | RPI 51-100 | | | | RPI 101+ | | | | Team's RPI: 243 |
|--------------------|---|--------------|-------|-----------|---|-----------------|-------|------------|---|-----------|-------|----------|---|--------------------|-------|-----------------|
| RPI | S | Opponent | Score | RPI | S | Opponent | Score | RPI | S | Opponent | Score | RPI | S | Opponent | Score | |
| 20 | A | Kentucky | 48 67 | 31 | H | FGCU | 47 89 | 51 | A | Tennessee | 46 73 | 108 | H | Liberty | 48 57 | |
| | | | | | | | | 58 | A | UCF | 40 66 | 120 | A | Penn | 41 81 | |
| | | | | | | | | | | | | 124 | H | Holy Cross | 63 75 | |
| | | | | | | | | | | | | 151 | H | Bethune-Cookman | 55 59 | |
| | | | | | | | | | | | | 156 | A | North Ala. | 57 68 | |
| | | | | | | | | | | | | 211 | A | Jacksonville | 52 57 | |
| | | | | | | | | | | | | 216 | H | Tulsa | 66 60 | |
| | | | | | | | | | | | | 223 | N | Saint Francis (PA) | 73 78 | |
| | | | | | | | | | | | | 235 | A | Kennesaw St. | 67 61 | |
| | | | | | | | | | | | | 244 | A | Morehead St. | 58 55 | |
| | | | | | | | | | | | | 260 | H | Lipscomb | 59 65 | |
| | | | | | | | | | | | | 336 | H | Canisius | 68 52 | |
| LAST 10 Division I | | | | | | | | | | | | | | | | |
| 108 | H | Liberty | 48 57 | 235 | A | Kennesaw St. | 67 61 | | | | | | | | | |
| 156 | A | North Ala. | 57 68 | 124 | H | Holy Cross | 63 75 | | | | | | | | | |
| 211 | A | Jacksonville | 52 57 | 151 | H | Bethune-Cookman | 55 59 | | | | | | | | | |
| 31 | H | FGCU | 47 89 | 336 | H | Canisius | 68 52 | | | | | | | | | |
| 260 | H | Lipscomb | 59 65 | 216 | H | Tulsa | 66 60 | | | | | | | | | |

Non-Div I Games: Palm Beach Atl. 77 46 Trinity Baptist 116 40 Fla. National 80 37

Stetson

Stony Brook

Through Games Of Jan. 26, 2020

| | | | | | | | | | | |
|-------------------|----------|-----------|----------------|------------|-------------|---------------|------|------|-------|-----------|
| Average RPI Win: | 260 | WON-LOST | WINNING | LAST 10 | STRENGTH OF | OPP. STRENGTH | TEAM | ADJ. | CONF. | ADJ CONF. |
| Average RPI Loss: | 47 | RECORD | PCT. RANK | GAMES | SCHEDULE | OF SCHEDULE | RPI | RPI | RPI | RPI |
| DIV. I ONLY | 18- 1 | 5 | 10-0 | 339 | 279 | 96 | 96 | 28 | 28 | |
| DIV. I NON-CONF. | 11- 1 | 13 | 3-0 | 315 | 249 | 81 | 81 | 28 | 28 | |
| TOTALS | RPI 1-25 | RPI 26-50 | W-L RECORDS | RPI 51-100 | RPI 101-150 | RPI 150+ | | | | |
| 18- 1 | 0- 0 | 0- 1 | OVERALL | 1- 0 | 1- 0 | 16- 0 | | | | |
| 8- 0 | 0- 0 | 0- 0 | HOME | 1- 0 | 0- 0 | 7- 0 | | | | |
| 8- 1 | 0- 0 | 0- 1 | AWAY | 0- 0 | 0- 0 | 8- 0 | | | | |
| 2- 0 | 0- 0 | 0- 0 | NEUTRAL | 0- 0 | 1- 0 | 1- 0 | | | | |
| 11- 1 | 0- 0 | 0- 1 | NON-CONFERENCE | 1- 0 | 1- 0 | 9- 0 | | | | |
| 4- 0 | 0- 0 | 0- 0 | HOME | 1- 0 | 0- 0 | 3- 0 | | | | |
| 5- 1 | 0- 0 | 0- 1 | AWAY | 0- 0 | 0- 0 | 5- 0 | | | | |
| 2- 0 | 0- 0 | 0- 0 | NEUTRAL | 0- 0 | 1- 0 | 1- 0 | | | | |
| 7- 0 | 0- 0 | 0- 0 | CONFERENCE | 0- 0 | 0- 0 | 7- 0 | | | | |
| 4- 0 | 0- 0 | 0- 0 | HOME | 0- 0 | 0- 0 | 4- 0 | | | | |
| 3- 0 | 0- 0 | 0- 0 | AWAY | 0- 0 | 0- 0 | 3- 0 | | | | |
| 0- 0 | 0- 0 | 0- 0 | NEUTRAL | 0- 0 | 0- 0 | 0- 0 | | | | |

| RPI 1-25 | | | | RPI 26-50 | | | | RPI 51-100 | | | | Team's RPI: 96 | | | | RPI 101+ | | | |
|--------------------|---|---------------|-------|-----------|---|---------------|-------|------------|---|----------|-------|----------------|---|----------|-------|----------|---|----------------------|-------|
| RPI | S | Opponent | Score | RPI | S | Opponent | Score | RPI | S | Opponent | Score | RPI | S | Opponent | Score | RPI | S | Opponent | Score |
| 47 | A | Arkansas | 58 88 | | | | | 60 | H | Bucknell | 78 73 | | | | | 132 | N | Western Mich. | 50 47 |
| | | | | | | | | | | | | | | | | 180 | A | Binghamton | 67 60 |
| | | | | | | | | | | | | | | | | 222 | H | Manhattan | 59 54 |
| | | | | | | | | | | | | | | | | 225 | H | Iona | 59 40 |
| | | | | | | | | | | | | | | | | 255 | H | Maine | 73 69 |
| | | | | | | | | | | | | | | | | 267 | N | Morgan St. | 63 56 |
| | | | | | | | | | | | | | | | | 272 | H | Sacred Heart | 54 50 |
| | | | | | | | | | | | | | | | | 279 | A | New Hampshire | 53 44 |
| | | | | | | | | | | | | | | | | 281 | H | Vermont | 67 49 |
| | | | | | | | | | | | | | | | | 285 | A | Pittsburgh | 59 56 |
| | | | | | | | | | | | | | | | | 292 | A | Wagner | 66 45 |
| | | | | | | | | | | | | | | | | 305 | A | Hofstra | 81 38 |
| | | | | | | | | | | | | | | | | 306 | H | UMBC | 57 45 |
| | | | | | | | | | | | | | | | | 312 | A | St. Francis Brooklyn | 86 73 |
| | | | | | | | | | | | | | | | | 313 | A | Albany (NY) | 73 53 |
| | | | | | | | | | | | | | | | | 345 | H | Hartford | 66 55 |
| | | | | | | | | | | | | | | | | 348 | A | LIU Brooklyn | 80 49 |
| LAST 10 Division I | | | | | | | | | | | | | | | | | | | |
| 180 | A | Binghamton | 67 60 | 255 | H | Maine | 73 69 | | | | | | | | | | | | |
| 313 | A | Albany (NY) | 73 53 | 306 | H | UMBC | 57 45 | | | | | | | | | | | | |
| 345 | H | Hartford | 66 55 | 60 | H | Bucknell | 78 73 | | | | | | | | | | | | |
| 279 | A | New Hampshire | 53 44 | 132 | N | Western Mich. | 50 47 | | | | | | | | | | | | |
| 281 | H | Vermont | 67 49 | 267 | N | Morgan St. | 63 56 | | | | | | | | | | | | |

Non-Div I Games: Molloy 66 49

Stony Brook

Loss, Non-Conf, S Site, H Home A Away N Neutral

Syracuse

Through Games Of Jan. 26, 2020

| | | | | | | | | | | |
|-------------------|----------|-----------|----------------|------------|-------------|---------------|------|------|-------|-----------|
| Average RPI Win: | 189 | WON-LOST | WINNING | LAST 10 | STRENGTH OF | OPP. STRENGTH | TEAM | ADJ. | CONF. | ADJ CONF. |
| Average RPI Loss: | 46 | RECORD | PCT. RANK | GAMES | SCHEDULE | OF SCHEDULE | RPI | RPI | RPI | RPI |
| DIV. I ONLY | 9- 10 | 190 | 4-6 | 54 | 14 | 114 | 114 | 5 | 5 | |
| DIV. I NON-CONF. | 6- 5 | 151 | 1-1 | 69 | 49 | 113 | 113 | 3 | 3 | |
| TOTALS | RPI 1-25 | RPI 26-50 | W-L RECORDS | RPI 51-100 | RPI 101-150 | RPI 150+ | | | | |
| 9- 10 | 1- 3 | 0- 3 | OVERALL | 2- 3 | 1- 1 | 5- 0 | | | | |
| 6- 3 | 1- 1 | 0- 1 | HOME | 1- 1 | 1- 0 | 3- 0 | | | | |
| 1- 4 | 0- 1 | 0- 1 | AWAY | 0- 2 | 0- 0 | 1- 0 | | | | |
| 2- 3 | 0- 1 | 0- 1 | NEUTRAL | 1- 0 | 0- 1 | 1- 0 | | | | |
| 6- 5 | 0- 2 | 0- 2 | NON-CONFERENCE | 2- 0 | 0- 1 | 4- 0 | | | | |
| 4- 1 | 0- 1 | 0- 0 | HOME | 1- 0 | 0- 0 | 3- 0 | | | | |
| 0- 1 | 0- 0 | 0- 1 | AWAY | 0- 0 | 0- 0 | 0- 0 | | | | |
| 2- 3 | 0- 1 | 0- 1 | NEUTRAL | 1- 0 | 0- 1 | 1- 0 | | | | |
| 3- 5 | 1- 1 | 0- 1 | CONFERENCE | 0- 3 | 1- 0 | 1- 0 | | | | |
| 2- 2 | 1- 0 | 0- 1 | HOME | 0- 1 | 1- 0 | 0- 0 | | | | |
| 1- 3 | 0- 1 | 0- 0 | AWAY | 0- 2 | 0- 0 | 1- 0 | | | | |
| 0- 0 | 0- 0 | 0- 0 | NEUTRAL | 0- 0 | 0- 0 | 0- 0 | | | | |

| RPI 1-25 | | | | RPI 26-50 | | | | RPI 51-100 | | | | RPI 101+ Team's RPI: 114 | | | |
|--------------------|---|--------------|-------|-----------|---|---------------|-------|------------|---|--------------|-------|--------------------------|---|-------------|-------|
| RPI | S | Opponent | Score | RPI | S | Opponent | Score | RPI | S | Opponent | Score | RPI | S | Opponent | Score |
| 2 | H | Oregon | 64 81 | 36 | H | Duke | 58 88 | 56 | H | Georgia Tech | 64 82 | 127 | H | Notre Dame | 74 63 |
| 3 | A | Louisville | 58 62 | 39 | N | West Virginia | 69 71 | 63 | A | Miami (FL) | 62 77 | 143 | N | Green Bay | 73 79 |
| 5 | N | Stanford | 59 77 | 48 | A | Michigan | 76 84 | 67 | A | Wake Forest | 60 65 | 161 | N | Houston | 87 62 |
| 16 | H | Florida St. | 90 89 | | | | | 77 | H | Ohio | 66 54 | 285 | A | Pittsburgh | 69 51 |
| | | | | | | | | 94 | N | Michigan St. | 77 63 | 306 | H | UMBC | 82 48 |
| | | | | | | | | | | | | 313 | H | Albany (NY) | 75 53 |
| | | | | | | | | | | | | 325 | H | UMES | 65 50 |
| LAST 10 Division I | | | | | | | | | | | | | | | |
| 67 | A | Wake Forest | 60 65 | 127 | H | Notre Dame | 74 63 | | | | | | | | |
| 36 | H | Duke | 58 88 | 16 | H | Florida St. | 90 89 | | | | | | | | |
| 285 | A | Pittsburgh | 69 51 | 3 | A | Louisville | 58 62 | | | | | | | | |
| 56 | H | Georgia Tech | 64 82 | 39 | N | West Virginia | 69 71 | | | | | | | | |
| 63 | A | Miami (FL) | 62 77 | 94 | N | Michigan St. | 77 63 | | | | | | | | |

Non-Div I Games:

Syracuse

■ Loss,
 ■ Non-Conf,
 ■ S Site,
 ■ H Home
 ■ A Away
 N Neutral

| | | | | | | | | | | |
|-------------------|----------|-----------|----------------|------------|-------------|---------------|------|------|-------|-----------|
| Average RPI Win: | 139 | WON-LOST | WINNING | LAST 10 | STRENGTH OF | OPP. STRENGTH | TEAM | ADJ. | CONF. | ADJ CONF. |
| Average RPI Loss: | 58 | RECORD | PCT. RANK | GAMES | SCHEDULE | OF SCHEDULE | RPI | RPI | RPI | RPI |
| DIV. I ONLY | 14- 4 | 39 | 7-3 | 22 | 55 | 23 | 23 | 3 | 3 | |
| DIV. I NON-CONF. | 9- 2 | 38 | 2-1 | 123 | 89 | 32 | 32 | 4 | 4 | |
| TOTALS | RPI 1-25 | RPI 26-50 | W-L RECORDS | RPI 51-100 | RPI 101-150 | RPI 150+ | | | | |
| 14- 4 | 0- 2 | 3- 0 | OVERALL | 3- 1 | 4- 0 | 4- 1 | | | | |
| 9- 2 | 0- 1 | 1- 0 | HOME | 2- 0 | 4- 0 | 2- 1 | | | | |
| 5- 2 | 0- 1 | 2- 0 | AWAY | 1- 1 | 0- 0 | 2- 0 | | | | |
| 0- 0 | 0- 0 | 0- 0 | NEUTRAL | 0- 0 | 0- 0 | 0- 0 | | | | |
| 9- 2 | 0- 1 | 0- 0 | NON-CONFERENCE | 1- 1 | 4- 0 | 4- 0 | | | | |
| 7- 0 | 0- 0 | 0- 0 | HOME | 1- 0 | 4- 0 | 2- 0 | | | | |
| 2- 2 | 0- 1 | 0- 0 | AWAY | 0- 1 | 0- 0 | 2- 0 | | | | |
| 0- 0 | 0- 0 | 0- 0 | NEUTRAL | 0- 0 | 0- 0 | 0- 0 | | | | |
| 5- 2 | 0- 1 | 3- 0 | CONFERENCE | 2- 0 | 0- 0 | 0- 1 | | | | |
| 2- 2 | 0- 1 | 1- 0 | HOME | 1- 0 | 0- 0 | 0- 1 | | | | |
| 3- 0 | 0- 0 | 2- 0 | AWAY | 1- 0 | 0- 0 | 0- 0 | | | | |
| 0- 0 | 0- 0 | 0- 0 | NEUTRAL | 0- 0 | 0- 0 | 0- 0 | | | | |

| RPI 1-25 | | | | RPI 26-50 | | | | RPI 51-100 | | | | RPI 101+ | | | |
|--------------------|---|---------------|-------|-----------|---|---------------|-------|------------|---|--------------|-------|----------|---|-----------------|-------|
| RPI | S | Opponent | Score | RPI | S | Opponent | Score | RPI | S | Opponent | Score | RPI | S | Opponent | Score |
| 9 | H | Baylor | 57 66 | 35 | A | Texas | 65 63 | 52 | A | Middle Tenn. | 70 82 | 110 | H | Boise St. | 77 65 |
| 18 | A | Texas A&M | 68 70 | 38 | A | Oklahoma | 82 63 | 59 | A | Iowa St. | 77 74 | 129 | H | Cornell | 59 49 |
| | | | | 39 | H | West Virginia | 73 60 | 77 | H | Ohio | 79 72 | 138 | H | Robert Morris | 66 61 |
| | | | | | | | | 82 | H | Kansas | 73 59 | 144 | H | Auburn | 80 65 |
| | | | | | | | | | | | | 154 | H | Texas Tech | 76 80 |
| | | | | | | | | | | | | 214 | A | SMU | 57 56 |
| | | | | | | | | | | | | 293 | H | Texas St. | 79 52 |
| | | | | | | | | | | | | 294 | A | Army West Point | 66 52 |
| | | | | | | | | | | | | 295 | H | Nicholls St. | 72 47 |
| LAST 10 Division I | | | | | | | | | | | | | | | |
| 39 | H | West Virginia | 73 60 | 154 | H | Texas Tech | 76 80 | | | | | | | | |
| 9 | H | Baylor | 57 66 | 35 | A | Texas | 65 63 | | | | | | | | |
| 38 | A | Oklahoma | 82 63 | 52 | A | Middle Tenn. | 70 82 | | | | | | | | |
| 59 | A | Iowa St. | 77 74 | 293 | H | Texas St. | 79 52 | | | | | | | | |
| 82 | H | Kansas | 73 59 | 77 | H | Ohio | 79 72 | | | | | | | | |

Non-Div I Games:

TCU

| | | | | | | | | | | |
|-------------------|----------|-----------|----------------|------------|-------------|---------------|------|------|-------|-----------|
| Average RPI Win: | 158 | WON-LOST | WINNING | LAST 10 | STRENGTH OF | OPP. STRENGTH | TEAM | ADJ. | CONF. | ADJ CONF. |
| Average RPI Loss: | 74 | RECORD | PCT. RANK | GAMES | SCHEDULE | OF SCHEDULE | RPI | RPI | RPI | RPI |
| DIV. I ONLY | 12- 8 | 115 | 7-3 | 24 | 86 | 54 | 54 | 9 | 9 | |
| DIV. I NON-CONF. | 8- 5 | 117 | 3-1 | 22 | 86 | 59 | 59 | 8 | 8 | |
| TOTALS | RPI 1-25 | RPI 26-50 | W-L RECORDS | RPI 51-100 | RPI 101-150 | RPI 150+ | | | | |
| 12- 8 | 0- 2 | 0- 2 | OVERALL | 3- 1 | 2- 1 | 7- 2 | | | | |
| 7- 3 | 0- 2 | 0- 1 | HOME | 2- 0 | 2- 0 | 3- 0 | | | | |
| 5- 3 | 0- 0 | 0- 0 | AWAY | 1- 0 | 0- 1 | 4- 2 | | | | |
| 0- 2 | 0- 0 | 0- 1 | NEUTRAL | 0- 1 | 0- 0 | 0- 0 | | | | |
| 8- 5 | 0- 1 | 0- 2 | NON-CONFERENCE | 2- 1 | 2- 0 | 4- 1 | | | | |
| 5- 2 | 0- 1 | 0- 1 | HOME | 1- 0 | 2- 0 | 2- 0 | | | | |
| 3- 1 | 0- 0 | 0- 0 | AWAY | 1- 0 | 0- 0 | 2- 1 | | | | |
| 0- 2 | 0- 0 | 0- 1 | NEUTRAL | 0- 1 | 0- 0 | 0- 0 | | | | |
| 4- 3 | 0- 1 | 0- 0 | CONFERENCE | 1- 0 | 0- 1 | 3- 1 | | | | |
| 2- 1 | 0- 1 | 0- 0 | HOME | 1- 0 | 0- 0 | 1- 0 | | | | |
| 2- 2 | 0- 0 | 0- 0 | AWAY | 0- 0 | 0- 1 | 2- 1 | | | | |
| 0- 0 | 0- 0 | 0- 0 | NEUTRAL | 0- 0 | 0- 0 | 0- 0 | | | | |

| RPI 1-25 | | | | RPI 26-50 | | | | RPI 51-100 | | | | RPI 101+ | | | |
|--------------------|---|----------------|-------|-----------|---|-----------|-------|------------|---|----------------|-------|----------|---|----------------|-------|
| RPI | S | Opponent | Score | RPI | S | Opponent | Score | RPI | S | Opponent | Score | RPI | S | Opponent | Score |
| 1 | H | South Carolina | 71 78 | 31 | H | FGCU | 67 93 | 57 | N | North Carolina | 58 71 | 103 | A | Cincinnati | 81 86 |
| 7 | H | UConn | 54 83 | 40 | N | Creighton | 59 69 | 60 | A | Bucknell | 72 61 | 109 | H | Duquesne | 85 72 |
| | | | | | | | | 78 | H | South Fla. | 69 66 | 120 | H | Penn | 76 72 |
| | | | | | | | | 88 | H | Villanova | 74 69 | 161 | A | Houston | 61 58 |
| | | | | | | | | | | | | 166 | A | Wichita St. | 70 72 |
| | | | | | | | | | | | | 178 | A | Towson | 74 59 |
| | | | | | | | | | | | | 184 | A | Saint Joseph's | 63 67 |
| | | | | | | | | | | | | 198 | A | La Salle | 72 69 |
| | | | | | | | | | | | | 214 | H | SMU | 85 62 |
| | | | | | | | | | | | | 216 | A | Tulsa | 74 65 |
| | | | | | | | | | | | | 226 | H | Xavier | 78 65 |
| | | | | | | | | | | | | 252 | H | Fairfield | 77 59 |
| LAST 10 Division I | | | | | | | | | | | | | | | |
| 103 | A | Cincinnati | 81 86 | 161 | A | Houston | 61 58 | | | | | | | | |
| 120 | H | Penn | 76 72 | 216 | A | Tulsa | 74 65 | | | | | | | | |
| 166 | A | Wichita St. | 70 72 | 198 | A | La Salle | 72 69 | | | | | | | | |
| 78 | H | South Fla. | 69 66 | 31 | H | FGCU | 67 93 | | | | | | | | |
| 214 | H | SMU | 85 62 | 88 | H | Villanova | 74 69 | | | | | | | | |

Non-Div I Games:

Temple

Tennessee

Through Games Of Jan. 26, 2020

| | | | | | | | | | | |
|-------------------|----------|-----------|----------------|------------|-------------|---------------|------|------|-------|-----------|
| Average RPI Win: | 199 | WON-LOST | WINNING | LAST 10 | STRENGTH OF | OPP. STRENGTH | TEAM | ADJ. | CONF. | ADJ CONF. |
| Average RPI Loss: | 17 | RECORD | PCT. RANK | GAMES | SCHEDULE | OF SCHEDULE | RPI | RPI | RPI | RPI |
| DIV. I ONLY | 16- 4 | 31 | 8-2 | 173 | 62 | 51 | 51 | 4 | 4 | |
| DIV. I NON-CONF. | 10- 3 | 58 | 2-1 | 262 | 134 | 104 | 104 | 5 | 5 | |
| TOTALS | RPI 1-25 | RPI 26-50 | W-L RECORDS | RPI 51-100 | RPI 101-150 | RPI 150+ | | | | |
| 16- 4 | 1- 3 | 0- 1 | OVERALL | 2- 0 | 3- 0 | 10- 0 | | | | |
| 11- 1 | 1- 0 | 0- 1 | HOME | 2- 0 | 1- 0 | 7- 0 | | | | |
| 5- 3 | 0- 3 | 0- 0 | AWAY | 0- 0 | 2- 0 | 3- 0 | | | | |
| 0- 0 | 0- 0 | 0- 0 | NEUTRAL | 0- 0 | 0- 0 | 0- 0 | | | | |
| 10- 3 | 0- 2 | 0- 1 | NON-CONFERENCE | 0- 0 | 1- 0 | 9- 0 | | | | |
| 7- 1 | 0- 0 | 0- 1 | HOME | 0- 0 | 0- 0 | 7- 0 | | | | |
| 3- 2 | 0- 2 | 0- 0 | AWAY | 0- 0 | 1- 0 | 2- 0 | | | | |
| 0- 0 | 0- 0 | 0- 0 | NEUTRAL | 0- 0 | 0- 0 | 0- 0 | | | | |
| 6- 1 | 1- 1 | 0- 0 | CONFERENCE | 2- 0 | 2- 0 | 1- 0 | | | | |
| 4- 0 | 1- 0 | 0- 0 | HOME | 2- 0 | 1- 0 | 0- 0 | | | | |
| 2- 1 | 0- 1 | 0- 0 | AWAY | 0- 0 | 1- 0 | 1- 0 | | | | |
| 0- 0 | 0- 0 | 0- 0 | NEUTRAL | 0- 0 | 0- 0 | 0- 0 | | | | |

| RPI | S | Opponent | Score | RPI | S | Opponent | Score | RPI | S | Opponent | Score | RPI | S | Opponent | Score |
|--------------------|---|----------|-------|-----|---|--------------|-------|-----|---|----------|-------|-----|---|-----------------|-------|
| 5 | A | Stanford | 51 78 | 35 | H | Texas | 60 66 | 62 | H | Alabama | 65 63 | 127 | A | Notre Dame | 74 63 |
| 7 | A | UConn | 45 60 | | | | | 75 | H | Georgia | 73 56 | 130 | A | Florida | 78 50 |
| 20 | A | Kentucky | 76 80 | | | | | | | | | 145 | H | Missouri | 77 66 |
| 24 | H | LSU | 63 58 | | | | | | | | | 186 | A | Portland St. | 88 61 |
| | | | | | | | | | | | | 207 | H | Central Ark. | 63 36 |
| | | | | | | | | | | | | 238 | H | Howard | 88 38 |
| | | | | | | | | | | | | 239 | A | ETSU | 72 68 |
| | | | | | | | | | | | | 243 | H | Stetson | 73 46 |
| | | | | | | | | | | | | 261 | H | Colorado St. | 79 41 |
| | | | | | | | | | | | | 275 | A | Ole Miss | 84 28 |
| | | | | | | | | | | | | 316 | H | Air Force | 81 54 |
| | | | | | | | | | | | | 322 | H | Ark.-Pine Bluff | 92 51 |
| | | | | | | | | | | | | 339 | H | Tennessee St. | 73 43 |
| LAST 10 Division I | | | | | | | | | | | | | | | |
| 24 | H | LSU | 63 58 | 275 | A | Ole Miss | 84 28 | | | | | | | | |
| 7 | A | UConn | 45 60 | 20 | A | Kentucky | 76 80 | | | | | | | | |
| 62 | H | Alabama | 65 63 | 145 | H | Missouri | 77 66 | | | | | | | | |
| 130 | A | Florida | 78 50 | 238 | H | Howard | 88 38 | | | | | | | | |
| 75 | H | Georgia | 73 56 | 186 | A | Portland St. | 88 61 | | | | | | | | |

Non-Div I Games:

Tennessee

■ Loss,
■ Non-Conf,
■ S Site,
■ H Home
■ A Away
N Neutral

Tennessee St.

Through Games Of Jan. 26, 2020

| | | | | | | | | | | |
|-------------------|----------|-----------|----------------|------------|-------------|---------------|------|------|-------|-----------|
| Average RPI Win: | 0 | WON-LOST | WINNING | LAST 10 | STRENGTH OF | OPP. STRENGTH | TEAM | ADJ. | CONF. | ADJ CONF. |
| Average RPI Loss: | 190 | RECORD | PCT. RANK | GAMES | SCHEDULE | OF SCHEDULE | RPI | RPI | RPI | RPI |
| DIV. I ONLY | 0- 16 | 349 | 0-10 | 180 | 304 | 339 | 339 | 18 | 18 | |
| DIV. I NON-CONF. | 0- 8 | 338 | 0-2 | 76 | 301 | 316 | 316 | 22 | 22 | |
| TOTALS | RPI 1-25 | RPI 26-50 | W-L RECORDS | RPI 51-100 | RPI 101-150 | RPI 150+ | | | | |
| 0- 16 | 0- 0 | 0- 1 | OVERALL | 0- 3 | 0- 0 | 0- 12 | | | | |
| 0- 9 | 0- 0 | 0- 0 | HOME | 0- 1 | 0- 0 | 0- 8 | | | | |
| 0- 7 | 0- 0 | 0- 1 | AWAY | 0- 2 | 0- 0 | 0- 4 | | | | |
| 0- 0 | 0- 0 | 0- 0 | NEUTRAL | 0- 0 | 0- 0 | 0- 0 | | | | |
| 0- 8 | 0- 0 | 0- 1 | NON-CONFERENCE | 0- 2 | 0- 0 | 0- 5 | | | | |
| 0- 5 | 0- 0 | 0- 0 | HOME | 0- 1 | 0- 0 | 0- 4 | | | | |
| 0- 3 | 0- 0 | 0- 1 | AWAY | 0- 1 | 0- 0 | 0- 1 | | | | |
| 0- 0 | 0- 0 | 0- 0 | NEUTRAL | 0- 0 | 0- 0 | 0- 0 | | | | |
| 0- 8 | 0- 0 | 0- 0 | CONFERENCE | 0- 1 | 0- 0 | 0- 7 | | | | |
| 0- 4 | 0- 0 | 0- 0 | HOME | 0- 0 | 0- 0 | 0- 4 | | | | |
| 0- 4 | 0- 0 | 0- 0 | AWAY | 0- 1 | 0- 0 | 0- 3 | | | | |
| 0- 0 | 0- 0 | 0- 0 | NEUTRAL | 0- 0 | 0- 0 | 0- 0 | | | | |

| RPI 1-25 | | | | RPI 26-50 | | | | RPI 51-100 | | | | RPI 101+ | | | | Team's RPI: 339 | |
|--------------------|---|----------|-------|-----------|---|-------------------|--------|------------|---|--------------|--------|----------|---|-------------------|--------|-----------------|--|
| RPI | S | Opponent | Score | RPI | S | Opponent | Score | RPI | S | Opponent | Score | RPI | S | Opponent | Score | | |
| | | | | 33 | A | Arizona | 42 77 | 51 | A | Tennessee | 43 73 | 152 | A | Southeast Mo. St. | 54 83 | | |
| | | | | | | | | 83 | H | Vanderbilt | 55 106 | 156 | H | North Ala. | 63 88 | | |
| | | | | | | | | 84 | A | UT Martin | 71 88 | 162 | H | Columbia | 65 75 | | |
| | | | | | | | | | | | | 175 | A | Austin Peay | 58 76 | | |
| | | | | | | | | | | | | 218 | A | Murray St. | 62 100 | | |
| | | | | | | | | | | | | 242 | H | Eastern Ill. | 52 73 | | |
| | | | | | | | | | | | | 244 | H | Morehead St. | 47 84 | | |
| | | | | | | | | | | | | 260 | H | Lipscomb | 64 74 | | |
| | | | | | | | | | | | | 262 | A | South Alabama | 48 70 | | |
| | | | | | | | | | | | | 276 | H | Eastern Ky. | 55 61 | | |
| | | | | | | | | | | | | 319 | H | Alcorn | 57 62 | | |
| | | | | | | | | | | | | 320 | H | SIUE | 63 76 | | |
| LAST 10 Division I | | | | | | | | | | | | | | | | | |
| | | | | 218 | A | Murray St. | 62 100 | 84 | A | UT Martin | 71 88 | | | | | | |
| | | | | 175 | A | Austin Peay | 58 76 | 320 | H | SIUE | 63 76 | | | | | | |
| | | | | 276 | H | Eastern Ky. | 55 61 | 242 | H | Eastern Ill. | 52 73 | | | | | | |
| | | | | 244 | H | Morehead St. | 47 84 | 162 | H | Columbia | 65 75 | | | | | | |
| | | | | 152 | A | Southeast Mo. St. | 54 83 | 33 | A | Arizona | 42 77 | | | | | | |

Non-Div I Games: Wilberforce 83 65 Fisk 91 50

Tennessee St.

■ Loss,
 ■ Non-Conf,
 ■ S Site,
 ■ Home
 ■ A Away
 N Neutral

Tennessee Tech

Through Games Of Jan. 26, 2020

| | | | | | | | | | | |
|-------------------|----------|-----------|----------------|------------|-------------|---------------|------|------|-------|-----------|
| Average RPI Win: | 262 | WON-LOST | WINNING | LAST 10 | STRENGTH OF | OPP. STRENGTH | TEAM | ADJ. | CONF. | ADJ CONF. |
| Average RPI Loss: | 106 | RECORD | PCT. RANK | GAMES | SCHEDULE | OF SCHEDULE | RPI | RPI | RPI | RPI |
| DIV. I ONLY | 13- 4 | 42 | 10-0 | 340 | 186 | 135 | 135 | 18 | 18 | |
| DIV. I NON-CONF. | 5- 4 | 140 | 2-0 | 344 | 79 | 234 | 234 | 22 | 22 | |
| TOTALS | RPI 1-25 | RPI 26-50 | W-L RECORDS | RPI 51-100 | RPI 101-150 | RPI 150+ | | | | |
| 13- 4 | 0- 0 | 0- 0 | OVERALL | 0- 3 | 0- 0 | 13- 1 | | | | |
| 6- 0 | 0- 0 | 0- 0 | HOME | 0- 0 | 0- 0 | 6- 0 | | | | |
| 6- 3 | 0- 0 | 0- 0 | AWAY | 0- 3 | 0- 0 | 6- 0 | | | | |
| 1- 1 | 0- 0 | 0- 0 | NEUTRAL | 0- 0 | 0- 0 | 1- 1 | | | | |
| 5- 4 | 0- 0 | 0- 0 | NON-CONFERENCE | 0- 3 | 0- 0 | 5- 1 | | | | |
| 2- 0 | 0- 0 | 0- 0 | HOME | 0- 0 | 0- 0 | 2- 0 | | | | |
| 2- 3 | 0- 0 | 0- 0 | AWAY | 0- 3 | 0- 0 | 2- 0 | | | | |
| 1- 1 | 0- 0 | 0- 0 | NEUTRAL | 0- 0 | 0- 0 | 1- 1 | | | | |
| 8- 0 | 0- 0 | 0- 0 | CONFERENCE | 0- 0 | 0- 0 | 8- 0 | | | | |
| 4- 0 | 0- 0 | 0- 0 | HOME | 0- 0 | 0- 0 | 4- 0 | | | | |
| 4- 0 | 0- 0 | 0- 0 | AWAY | 0- 0 | 0- 0 | 4- 0 | | | | |
| 0- 0 | 0- 0 | 0- 0 | NEUTRAL | 0- 0 | 0- 0 | 0- 0 | | | | |

| RPI 1-25 | | | RPI 26-50 | | | RPI 51-100 | | | RPI 101+ | | | Team's RPI: 135 |
|--------------------|---|----------|-----------|-----|---|------------|-----------------|-----|----------|----------|-----------------|-----------------|
| RPI | S | Opponent | Score | RPI | S | Opponent | Score | RPI | S | Opponent | Score | |
| | | | | | | 52 | A Middle Tenn. | 58 | 64 | 165 | A Samford | 72 57 |
| | | | | | | 83 | A Vanderbilt | 61 | 75 | 175 | H Austin Peay | 58 49 |
| | | | | | | 87 | A Southern Ill. | 65 | 76 | 201 | N Northern Ill. | 74 82 |
| | | | | | | | | | | 218 | H Murray St. | 77 72 |
| | | | | | | | | | | 242 | A Eastern Ill. | 75 62 |
| | | | | | | | | | | 244 | A Morehead St. | 75 55 |
| | | | | | | | | | | 244 | H Morehead St. | 82 75 |
| | | | | | | | | | | 260 | H Lipscomb | 78 58 |
| | | | | | | | | | | 276 | A Eastern Ky. | 60 42 |
| | | | | | | | | | | 276 | H Eastern Ky. | 87 82 |
| | | | | | | | | | | 314 | N Detroit Mercy | 69 47 |
| | | | | | | | | | | 320 | A SIUE | 65 50 |
| | | | | | | | | | | 332 | A Western Caro. | 62 58 |
| | | | | | | | | | | 346 | H La.-Monroe | 75 68 |
| LAST 10 Division I | | | | | | | | | | | | |
| | | | | | | 276 | H Eastern Ky. | 87 | 82 | 175 | H Austin Peay | 58 49 |
| | | | | | | 244 | H Morehead St. | 82 | 75 | 244 | A Morehead St. | 75 55 |
| | | | | | | 242 | A Eastern Ill. | 75 | 62 | 276 | A Eastern Ky. | 60 42 |
| | | | | | | 320 | A SIUE | 65 | 50 | 260 | H Lipscomb | 78 58 |
| | | | | | | 218 | H Murray St. | 77 | 72 | 332 | A Western Caro. | 62 58 |

Non-Div I Games: Tenn. Wesleyan 94 45 Cumberland (TN) 88 51

Tennessee Tech

 Loss,
 Non-Conf,
 S Site,
 H Home
 A Away
N Neutral

| | | | | | | | | | | |
|-------------------|----------|-----------|----------------|------------|-------------|---------------|------|------|-------|-----------|
| Average RPI Win: | 162 | WON-LOST | WINNING | LAST 10 | STRENGTH OF | OPP. STRENGTH | TEAM | ADJ. | CONF. | ADJ CONF. |
| Average RPI Loss: | 63 | RECORD | PCT. RANK | GAMES | SCHEDULE | OF SCHEDULE | RPI | RPI | RPI | RPI |
| DIV. I ONLY | 13- 6 | 66 | 8-2 | 20 | 95 | 35 | 35 | 3 | 3 | |
| DIV. I NON-CONF. | 8- 4 | 90 | 3-0 | 74 | 183 | 76 | 76 | 4 | 4 | |
| TOTALS | RPI 1-25 | RPI 26-50 | W-L RECORDS | RPI 51-100 | RPI 101-150 | RPI 150+ | | | | |
| 13- 6 | 1- 2 | 1- 2 | OVERALL | 4- 1 | 0- 0 | 7- 1 | | | | |
| 8- 2 | 1- 1 | 0- 1 | HOME | 2- 0 | 0- 0 | 5- 0 | | | | |
| 4- 3 | 0- 0 | 1- 1 | AWAY | 2- 1 | 0- 0 | 1- 1 | | | | |
| 1- 1 | 0- 1 | 0- 0 | NEUTRAL | 0- 0 | 0- 0 | 1- 0 | | | | |
| 8- 4 | 1- 1 | 0- 1 | NON-CONFERENCE | 2- 1 | 0- 0 | 5- 1 | | | | |
| 6- 1 | 1- 0 | 0- 1 | HOME | 1- 0 | 0- 0 | 4- 0 | | | | |
| 1- 2 | 0- 0 | 0- 0 | AWAY | 1- 1 | 0- 0 | 0- 1 | | | | |
| 1- 1 | 0- 1 | 0- 0 | NEUTRAL | 0- 0 | 0- 0 | 1- 0 | | | | |
| 5- 2 | 0- 1 | 1- 1 | CONFERENCE | 2- 0 | 0- 0 | 2- 0 | | | | |
| 2- 1 | 0- 1 | 0- 0 | HOME | 1- 0 | 0- 0 | 1- 0 | | | | |
| 3- 1 | 0- 0 | 1- 1 | AWAY | 1- 0 | 0- 0 | 1- 0 | | | | |
| 0- 0 | 0- 0 | 0- 0 | NEUTRAL | 0- 0 | 0- 0 | 0- 0 | | | | |

| RPI 1-25 | | | | RPI 26-50 | | | | Team's RPI: 35 | RPI 51-100 | | | | RPI 101+ | | | |
|--------------------|---|----------|-------|-----------|---|---------------|-------|----------------|------------|---|------------------|-------|----------|---|------------------|-------|
| RPI | S | Opponent | Score | RPI | S | Opponent | Score | | RPI | S | Opponent | Score | RPI | S | Opponent | Score |
| 5 | H | Stanford | 69 64 | 33 | H | Arizona | 58 83 | | 51 | A | Tennessee | 66 60 | 154 | H | Texas Tech | 92 66 |
| 19 | N | NC State | 73 84 | 39 | A | West Virginia | 63 68 | | 59 | A | Iowa St. | 81 75 | 169 | A | Kansas St. | 71 63 |
| 23 | H | TCU | 63 65 | 46 | A | Oklahoma St. | 61 56 | | 77 | H | Ohio | 73 60 | 187 | A | Hawaii | 60 73 |
| | | | | | | | | | 78 | A | South Fla. | 57 64 | 236 | N | North Texas | 63 57 |
| | | | | | | | | | 82 | H | Kansas | 85 77 | 258 | H | Southern U. | 93 39 |
| | | | | | | | | | | | | | 303 | H | UTSA | 84 53 |
| | | | | | | | | | | | | | 324 | H | UTRGV | 85 69 |
| | | | | | | | | | | | | | 342 | H | Northwestern St. | 91 49 |
| LAST 10 Division I | | | | | | | | | | | | | | | | |
| | | | | 46 | A | Oklahoma St. | 61 56 | | 59 | A | Iowa St. | 81 75 | | | | |
| | | | | 82 | H | Kansas | 85 77 | | 23 | H | TCU | 63 65 | | | | |
| | | | | 169 | A | Kansas St. | 71 63 | | 342 | H | Northwestern St. | 91 49 | | | | |
| | | | | 154 | H | Texas Tech | 92 66 | | 5 | H | Stanford | 69 64 | | | | |
| | | | | 39 | A | West Virginia | 63 68 | | 77 | H | Ohio | 73 60 | | | | |

Non-Div I Games:

Texas

■ Loss,
 ■ Non-Conf,
 ■ S Site,
 ■ H Home
 ■ A Away
 N Neutral

| | | | | | | | | | | |
|-------------------|----------|-----------|----------------|------------|-------------|---------------|------|------|-------|-----------|
| Average RPI Win: | 125 | WON-LOST | WINNING | LAST 10 | STRENGTH OF | OPP. STRENGTH | TEAM | ADJ. | CONF. | ADJ CONF. |
| Average RPI Loss: | 20 | RECORD | PCT. RANK | GAMES | SCHEDULE | OF SCHEDULE | RPI | RPI | RPI | RPI |
| DIV. I ONLY | 17- 3 | 18 | 8-2 | 28 | 18 | 18 | 18 | 18 | 4 | 4 |
| DIV. I NON-CONF. | 12- 1 | 9 | 3-0 | 40 | 20 | 8 | 8 | 5 | 5 | 5 |
| TOTALS | RPI 1-25 | RPI 26-50 | W-L RECORDS | RPI 51-100 | RPI 101-150 | RPI 150+ | | | | |
| 17- 3 | 1- 3 | 3- 0 | OVERALL | 3- 0 | 5- 0 | 5- 0 | | | | |
| 11- 1 | 1- 1 | 2- 0 | HOME | 0- 0 | 3- 0 | 5- 0 | | | | |
| 4- 1 | 0- 1 | 1- 0 | AWAY | 2- 0 | 1- 0 | 0- 0 | | | | |
| 2- 1 | 0- 1 | 0- 0 | NEUTRAL | 1- 0 | 1- 0 | 0- 0 | | | | |
| 12- 1 | 1- 1 | 2- 0 | NON-CONFERENCE | 2- 0 | 3- 0 | 4- 0 | | | | |
| 8- 0 | 1- 0 | 2- 0 | HOME | 0- 0 | 1- 0 | 4- 0 | | | | |
| 2- 0 | 0- 0 | 0- 0 | AWAY | 1- 0 | 1- 0 | 0- 0 | | | | |
| 2- 1 | 0- 1 | 0- 0 | NEUTRAL | 1- 0 | 1- 0 | 0- 0 | | | | |
| 5- 2 | 0- 2 | 1- 0 | CONFERENCE | 1- 0 | 2- 0 | 1- 0 | | | | |
| 3- 1 | 0- 1 | 0- 0 | HOME | 0- 0 | 2- 0 | 1- 0 | | | | |
| 2- 1 | 0- 1 | 1- 0 | AWAY | 1- 0 | 0- 0 | 0- 0 | | | | |
| 0- 0 | 0- 0 | 0- 0 | NEUTRAL | 0- 0 | 0- 0 | 0- 0 | | | | |

| RPI 1-25 | | | | Team's RPI: 18 | RPI 26-50 | | | | RPI 51-100 | | | | RPI 101+ | | | |
|--------------------|---|-------------|-------|----------------|-----------|---|--------------|-------|------------|---|---------------------|-------|----------|---|--------------------|-------|
| RPI | S | Opponent | Score | | RPI | S | Opponent | Score | RPI | S | Opponent | Score | RPI | S | Opponent | Score |
| 16 | N | Florida St. | 58 | 80 | 36 | H | Duke | 79 58 | 56 | N | Georgia Tech | 60 48 | 101 | A | Rice | 62 61 |
| 20 | A | Kentucky | 54 | 76 | 46 | H | Oklahoma St. | 74 62 | 62 | A | Alabama | 79 74 | 116 | N | Montana St. | 78 67 |
| 23 | H | TCU | 70 | 68 | 47 | A | Arkansas | 84 77 | 72 | A | Southern California | 74 64 | 130 | H | Florida | 69 42 |
| 24 | H | LSU | 54 | 57 | | | | | | | | | 141 | H | A&M-Corpus Christi | 85 48 |
| | | | | | | | | | | | | | 145 | H | Missouri | 72 53 |
| | | | | | | | | | | | | | 161 | H | Houston | 72 43 |
| | | | | | | | | | | | | | 199 | H | Little Rock | 78 35 |
| | | | | | | | | | | | | | 207 | H | Central Ark. | 76 46 |
| | | | | | | | | | | | | | 275 | H | Ole Miss | 79 35 |
| | | | | | | | | | | | | | 302 | H | Prairie View | 80 38 |
| LAST 10 Division I | | | | | | | | | | | | | | | | |
| | | | | | 145 | H | Missouri | 72 53 | 275 | H | Ole Miss | 79 35 | | | | |
| | | | | | 62 | A | Alabama | 79 74 | 47 | A | Arkansas | 84 77 | | | | |
| | | | | | 130 | H | Florida | 69 42 | 141 | H | A&M-Corpus Christi | 85 48 | | | | |
| | | | | | 20 | A | Kentucky | 54 76 | 116 | N | Montana St. | 78 67 | | | | |
| | | | | | 24 | H | LSU | 54 57 | 56 | N | Georgia Tech | 60 48 | | | | |

Non-Div I Games:

Texas A&M

Texas Southern

Through Games Of Jan. 26, 2020

| | | | | | | | | | | |
|-------------------|----------|-----------|----------------|------------|-------------|---------------|------|------|-------|-----------|
| Average RPI Win: | 241 | WON-LOST | WINNING | LAST 10 | STRENGTH OF | OPP. STRENGTH | TEAM | ADJ. | CONF. | ADJ CONF. |
| Average RPI Loss: | 70 | RECORD | PCT. RANK | GAMES | SCHEDULE | OF SCHEDULE | RPI | RPI | RPI | RPI |
| DIV. I ONLY | 10- 7 | 124 | 7-3 | 168 | 151 | 105 | 105 | 31 | 31 | |
| DIV. I NON-CONF. | 5- 6 | 187 | 2-2 | 13 | 33 | 44 | 44 | 29 | 29 | |
| TOTALS | RPI 1-25 | RPI 26-50 | W-L RECORDS | RPI 51-100 | RPI 101-150 | RPI 150+ | | | | |
| 10- 7 | 0- 2 | 0- 1 | OVERALL | 1- 2 | 2- 1 | 7- 1 | | | | |
| 5- 0 | 0- 0 | 0- 0 | HOME | 0- 0 | 1- 0 | 4- 0 | | | | |
| 5- 5 | 0- 2 | 0- 1 | AWAY | 1- 1 | 1- 0 | 3- 1 | | | | |
| 0- 2 | 0- 0 | 0- 0 | NEUTRAL | 0- 1 | 0- 1 | 0- 0 | | | | |
| 5- 6 | 0- 2 | 0- 1 | NON-CONFERENCE | 1- 2 | 2- 1 | 2- 0 | | | | |
| 1- 0 | 0- 0 | 0- 0 | HOME | 0- 0 | 1- 0 | 0- 0 | | | | |
| 4- 4 | 0- 2 | 0- 1 | AWAY | 1- 1 | 1- 0 | 2- 0 | | | | |
| 0- 2 | 0- 0 | 0- 0 | NEUTRAL | 0- 1 | 0- 1 | 0- 0 | | | | |
| 5- 1 | 0- 0 | 0- 0 | CONFERENCE | 0- 0 | 0- 0 | 5- 1 | | | | |
| 4- 0 | 0- 0 | 0- 0 | HOME | 0- 0 | 0- 0 | 4- 0 | | | | |
| 1- 1 | 0- 0 | 0- 0 | AWAY | 0- 0 | 0- 0 | 1- 1 | | | | |
| 0- 0 | 0- 0 | 0- 0 | NEUTRAL | 0- 0 | 0- 0 | 0- 0 | | | | |

| RPI 1-25 | | | | RPI 26-50 | | | | RPI 51-100 | | | | RPI 101+ Team's RPI: 105 | | | |
|--------------------|---|------------------|--------|-----------|---|--------------|-------|------------|---|--------------|-------|--------------------------|---|------------------|--------|
| RPI | S | Opponent | Score | RPI | S | Opponent | Score | RPI | S | Opponent | Score | RPI | S | Opponent | Score |
| 2 | A | Oregon | 63 99 | 43 | A | Colorado | 50 74 | 59 | A | Iowa St. | 59 79 | 101 | H | Rice | 63 56 |
| 10 | A | Gonzaga | 45 80 | | | | | 97 | N | Utah | 52 61 | 112 | N | UAB | 68 84 |
| | | | | | | | | 99 | A | UT Arlington | 74 63 | 125 | A | Tulane | 72 62 |
| | | | | | | | | | | | | 170 | A | Jackson St. | 79 81 |
| | | | | | | | | | | | | 187 | A | Hawaii | 74 57 |
| | | | | | | | | | | | | 258 | H | Southern U. | 61 56 |
| | | | | | | | | | | | | 302 | H | Prairie View | 88 65 |
| | | | | | | | | | | | | 319 | H | Alcorn | 105 70 |
| | | | | | | | | | | | | 324 | A | UTRGV | 71 44 |
| | | | | | | | | | | | | 340 | A | Grambling | 89 85 |
| | | | | | | | | | | | | 351 | H | Mississippi Val. | 88 58 |
| LAST 10 Division I | | | | | | | | | | | | | | | |
| 351 | H | Mississippi Val. | 88 58 | 258 | H | Southern U. | 61 56 | | | | | | | | |
| 340 | A | Grambling | 89 85 | 99 | A | UT Arlington | 74 63 | | | | | | | | |
| 170 | A | Jackson St. | 79 81 | 112 | N | UAB | 68 84 | | | | | | | | |
| 302 | H | Prairie View | 88 65 | 125 | A | Tulane | 72 62 | | | | | | | | |
| 319 | H | Alcorn | 105 70 | 10 | A | Gonzaga | 45 80 | | | | | | | | |

Non-Div I Games:

Texas Southern

■ Loss,
 ■ Non-Conf,
 ■ S Site,
 ■ Home
 ■ A Away
 N Neutral

| | | | | | | | | | |
|------------------------------|----------|-----------|----------------|-------------|---------------|----------|------|-------|-----------|
| Average RPI Win: 214 | WON-LOST | WINNING | LAST 10 | STRENGTH OF | OPP. STRENGTH | TEAM | ADJ. | CONF. | ADJ CONF. |
| Average RPI Loss: 186 | RECORD | PCT. RANK | GAMES | SCHEDULE | OF SCHEDULE | RPI | RPI | RPI | RPI |
| DIV. I ONLY | 5- 12 | 279 | 1-9 | 225 | 276 | 293 | 293 | 22 | 22 |
| DIV. I NON-CONF. | 5- 4 | 140 | 1-1 | 209 | 251 | 140 | 140 | 21 | 21 |
| TOTALS | RPI 1-25 | RPI 26-50 | W-L RECORDS | RPI 51-100 | RPI 101-150 | RPI 150+ | | | |
| 5- 12 | 0- 1 | 0- 0 | OVERALL | 0- 2 | 2- 2 | 3- 7 | | | |
| 4- 4 | 0- 0 | 0- 0 | HOME | 0- 0 | 2- 1 | 2- 3 | | | |
| 1- 8 | 0- 1 | 0- 0 | AWAY | 0- 2 | 0- 1 | 1- 4 | | | |
| 0- 0 | 0- 0 | 0- 0 | NEUTRAL | 0- 0 | 0- 0 | 0- 0 | | | |
| 5- 4 | 0- 1 | 0- 0 | NON-CONFERENCE | 0- 1 | 2- 0 | 3- 2 | | | |
| 4- 0 | 0- 0 | 0- 0 | HOME | 0- 0 | 2- 0 | 2- 0 | | | |
| 1- 4 | 0- 1 | 0- 0 | AWAY | 0- 1 | 0- 0 | 1- 2 | | | |
| 0- 0 | 0- 0 | 0- 0 | NEUTRAL | 0- 0 | 0- 0 | 0- 0 | | | |
| 0- 8 | 0- 0 | 0- 0 | CONFERENCE | 0- 1 | 0- 2 | 0- 5 | | | |
| 0- 4 | 0- 0 | 0- 0 | HOME | 0- 0 | 0- 1 | 0- 3 | | | |
| 0- 4 | 0- 0 | 0- 0 | AWAY | 0- 1 | 0- 1 | 0- 2 | | | |
| 0- 0 | 0- 0 | 0- 0 | NEUTRAL | 0- 0 | 0- 0 | 0- 0 | | | |

| RPI 1-25 | | | | RPI 26-50 | | | | RPI 51-100 | | | | RPI 101+ Team's RPI: 293 | | | |
|--------------------|---|-----------------|--------------|-----------|---|---------------|--------------|------------|---|----------|--------------|--------------------------|---|--------------------|--------------|
| RPI | S | Opponent | Score | RPI | S | Opponent | Score | RPI | S | Opponent | Score | RPI | S | Opponent | Score |
| 23 | A | TCU | 52 79 | | | | | 66 | A | Troy | 50 84 | 122 | A | Coastal Caro. | 67 75 |
| | | | | | | | | 82 | A | Kansas | 48 68 | 128 | H | Louisiana | 67 73 |
| | | | | | | | | | | | | 141 | H | A&M-Corpus Christi | 57 48 |
| | | | | | | | | | | | | 149 | H | New Orleans | 51 49 |
| | | | | | | | | | | | | 159 | A | Dartmouth | 61 51 |
| | | | | | | | | | | | | 199 | H | Little Rock | 66 78 |
| | | | | | | | | | | | | 209 | H | Arkansas St. | 53 56 |
| | | | | | | | | | | | | 251 | A | Oral Roberts | 57 63 |
| | | | | | | | | | | | | 262 | A | South Alabama | 76 78 |
| | | | | | | | | | | | | 267 | A | Morgan St. | 62 72 |
| | | | | | | | | | | | | 280 | A | Appalachian St. | 65 73 |
| | | | | | | | | | | | | 303 | H | UTSA | 74 69 |
| | | | | | | | | | | | | 319 | H | Alcorn | 67 59 |
| | | | | | | | | | | | | 346 | H | La.-Monroe | 55 58 |
| LAST 10 Division I | | | | | | | | | | | | | | | |
| 262 | A | South Alabama | 76 78 | 122 | A | Coastal Caro. | 67 75 | | | | | | | | |
| 66 | A | Troy | 50 84 | 209 | H | Arkansas St. | 53 56 | | | | | | | | |
| 128 | H | Louisiana | 67 73 | 199 | H | Little Rock | 66 78 | | | | | | | | |
| 346 | H | La.-Monroe | 55 58 | 319 | H | Alcorn | 67 59 | | | | | | | | |
| 280 | A | Appalachian St. | 65 73 | 23 | A | TCU | 52 79 | | | | | | | | |

Non-Div I Games: Texas Lutheran 72 31 Tex. Permian Basin 83 45

Texas St.

■ Loss,
 ■ Non-Conf,
 ■ S Site,
 ■ Home
 ■ A Away
 N Neutral

| | | | | | | | | | | |
|-------------------|----------|-----------|----------------|------------|-------------|---------------|------|------|-------|-----------|
| Average RPI Win: | 250 | WON-LOST | WINNING | LAST 10 | STRENGTH OF | OPP. STRENGTH | TEAM | ADJ. | CONF. | ADJ CONF. |
| Average RPI Loss: | 71 | RECORD | PCT. RANK | GAMES | SCHEDULE | OF SCHEDULE | RPI | RPI | RPI | RPI |
| DIV. I ONLY | 13- 5 | 52 | 5-5 | 282 | 150 | 154 | 154 | 3 | 3 | |
| DIV. I NON-CONF. | 11- 0 | 1 | 3-0 | 350 | 342 | 169 | 169 | 4 | 4 | |
| TOTALS | RPI 1-25 | RPI 26-50 | W-L RECORDS | RPI 51-100 | RPI 101-150 | RPI 150+ | | | | |
| 13- 5 | 1- 1 | 1- 1 | OVERALL | 0- 2 | 1- 0 | 10- 1 | | | | |
| 10- 2 | 0- 0 | 1- 0 | HOME | 0- 1 | 0- 0 | 9- 1 | | | | |
| 2- 3 | 1- 1 | 0- 1 | AWAY | 0- 1 | 1- 0 | 0- 0 | | | | |
| 1- 0 | 0- 0 | 0- 0 | NEUTRAL | 0- 0 | 0- 0 | 1- 0 | | | | |
| 11- 0 | 0- 0 | 0- 0 | NON-CONFERENCE | 0- 0 | 1- 0 | 10- 0 | | | | |
| 9- 0 | 0- 0 | 0- 0 | HOME | 0- 0 | 0- 0 | 9- 0 | | | | |
| 1- 0 | 0- 0 | 0- 0 | AWAY | 0- 0 | 1- 0 | 0- 0 | | | | |
| 1- 0 | 0- 0 | 0- 0 | NEUTRAL | 0- 0 | 0- 0 | 1- 0 | | | | |
| 2- 5 | 1- 1 | 1- 1 | CONFERENCE | 0- 2 | 0- 0 | 0- 1 | | | | |
| 1- 2 | 0- 0 | 1- 0 | HOME | 0- 1 | 0- 0 | 0- 1 | | | | |
| 1- 3 | 1- 1 | 0- 1 | AWAY | 0- 1 | 0- 0 | 0- 0 | | | | |
| 0- 0 | 0- 0 | 0- 0 | NEUTRAL | 0- 0 | 0- 0 | 0- 0 | | | | |

| RPI 1-25 | | | | RPI 26-50 | | | | RPI 51-100 | | | | RPI 101+ Team's RPI: 154 | | | |
|--------------------|---|------------|-------|-----------|---|-----------------|--------|------------|---|----------|-------|--------------------------|---|-------------------|--------|
| RPI | S | Opponent | Score | RPI | S | Opponent | Score | RPI | S | Opponent | Score | RPI | S | Opponent | Score |
| 9 | A | Baylor | 79 87 | 35 | A | Texas | 66 92 | 59 | H | Iowa St. | 66 96 | 147 | A | San Diego | 64 60 |
| 23 | A | TCU | 80 76 | 38 | H | Oklahoma | 89 84 | 82 | A | Kansas | 50 67 | 163 | H | Sam Houston St. | 99 57 |
| | | | | | | | | | | | | 169 | H | Kansas St. | 72 76 |
| | | | | | | | | | | | | 275 | H | Ole Miss | 84 48 |
| | | | | | | | | | | | | 302 | H | Prairie View | 82 48 |
| | | | | | | | | | | | | 303 | H | UTSA | 115 58 |
| | | | | | | | | | | | | 308 | N | Purdue Fort Wayne | 82 48 |
| | | | | | | | | | | | | 322 | H | Ark.-Pine Bluff | 81 55 |
| | | | | | | | | | | | | 330 | H | Houston Baptist | 59 51 |
| | | | | | | | | | | | | 342 | H | Northwestern St. | 79 49 |
| | | | | | | | | | | | | 346 | H | La.-Monroe | 83 38 |
| | | | | | | | | | | | | 350 | H | Florida A&M | 98 60 |
| LAST 10 Division I | | | | | | | | | | | | | | | |
| 9 | A | Baylor | 79 87 | 23 | A | TCU | 80 76 | | | | | | | | |
| 38 | H | Oklahoma | 89 84 | 59 | H | Iowa St. | 66 96 | | | | | | | | |
| 82 | A | Kansas | 50 67 | 303 | H | UTSA | 115 58 | | | | | | | | |
| 35 | A | Texas | 66 92 | 346 | H | La.-Monroe | 83 38 | | | | | | | | |
| 169 | H | Kansas St. | 72 76 | 322 | H | Ark.-Pine Bluff | 81 55 | | | | | | | | |

Non-Div I Games:

Texas Tech

■ Loss,
 ■ Non-Conf, S Site,
 ■ Home
 ■ Away
 N Neutral

| | | | | | | | | | | |
|-------------------|----------|-----------|----------------|------------|-------------|---------------|------|------|-------|-----------|
| Average RPI Win: | 200 | WON-LOST | WINNING | LAST 10 | STRENGTH OF | OPP. STRENGTH | TEAM | ADJ. | CONF. | ADJ CONF. |
| Average RPI Loss: | 107 | RECORD | PCT. RANK | GAMES | SCHEDULE | OF SCHEDULE | RPI | RPI | RPI | RPI |
| DIV. I ONLY | 9- 8 | 160 | 7-3 | 163 | 124 | 155 | 155 | 10 | 10 | |
| DIV. I NON-CONF. | 5- 6 | 187 | 3-1 | 218 | 187 | 210 | 210 | 10 | 10 | |
| TOTALS | RPI 1-25 | RPI 26-50 | W-L RECORDS | RPI 51-100 | RPI 101-150 | RPI 150+ | | | | |
| 9- 8 | 0- 1 | 0- 0 | OVERALL | 2- 2 | 1- 3 | 6- 2 | | | | |
| 5- 3 | 0- 0 | 0- 0 | HOME | 2- 1 | 0- 0 | 3- 2 | | | | |
| 3- 4 | 0- 1 | 0- 0 | AWAY | 0- 0 | 0- 3 | 3- 0 | | | | |
| 1- 1 | 0- 0 | 0- 0 | NEUTRAL | 0- 1 | 1- 0 | 0- 0 | | | | |
| 5- 6 | 0- 0 | 0- 0 | NON-CONFERENCE | 1- 2 | 1- 2 | 3- 2 | | | | |
| 2- 3 | 0- 0 | 0- 0 | HOME | 1- 1 | 0- 0 | 1- 2 | | | | |
| 2- 2 | 0- 0 | 0- 0 | AWAY | 0- 0 | 0- 2 | 2- 0 | | | | |
| 1- 1 | 0- 0 | 0- 0 | NEUTRAL | 0- 1 | 1- 0 | 0- 0 | | | | |
| 4- 2 | 0- 1 | 0- 0 | CONFERENCE | 1- 0 | 0- 1 | 3- 0 | | | | |
| 3- 0 | 0- 0 | 0- 0 | HOME | 1- 0 | 0- 0 | 2- 0 | | | | |
| 1- 2 | 0- 1 | 0- 0 | AWAY | 0- 0 | 0- 1 | 1- 0 | | | | |
| 0- 0 | 0- 0 | 0- 0 | NEUTRAL | 0- 0 | 0- 0 | 0- 0 | | | | |

| RPI 1-25 | | | | RPI 26-50 | | | | RPI 51-100 | | | | RPI 101+ Team's RPI: 155 | | | |
|--------------------|---|---------------|-------|-----------|---|---------------|-------|------------|---|----------|-------|--------------------------|---|---------------|-------|
| RPI | S | Opponent | Score | RPI | S | Opponent | Score | RPI | S | Opponent | Score | RPI | S | Opponent | Score |
| 22 | A | Central Mich. | 66 73 | | | | | 64 | H | Belmont | 53 48 | 106 | N | Pacific | 66 65 |
| | | | | | | | | 66 | N | Troy | 64 71 | 109 | A | Duquesne | 74 79 |
| | | | | | | | | 68 | H | Buffalo | 71 59 | 127 | A | Notre Dame | 51 54 |
| | | | | | | | | 79 | H | Dayton | 42 60 | 132 | A | Western Mich. | 72 84 |
| | | | | | | | | | | | | 160 | H | Memphis | 76 83 |
| | | | | | | | | | | | | 164 | H | Valparaiso | 54 61 |
| | | | | | | | | | | | | 192 | H | Bowling Green | 79 72 |
| | | | | | | | | | | | | 196 | H | Akron | 65 61 |
| | | | | | | | | | | | | 201 | A | Northern Ill. | 63 51 |
| | | | | | | | | | | | | 314 | A | Detroit Mercy | 82 64 |
| | | | | | | | | | | | | 323 | A | Georgia St. | 74 48 |
| | | | | | | | | | | | | 336 | H | Canisius | 83 65 |
| LAST 10 Division I | | | | | | | | | | | | | | | |
| 22 | A | Central Mich. | 66 73 | 132 | A | Western Mich. | 72 84 | | | | | | | | |
| 192 | H | Bowling Green | 79 72 | 336 | H | Canisius | 83 65 | | | | | | | | |
| 196 | H | Akron | 65 61 | 106 | N | Pacific | 66 65 | | | | | | | | |
| 201 | A | Northern Ill. | 63 51 | 66 | N | Troy | 64 71 | | | | | | | | |
| 68 | H | Buffalo | 71 59 | 314 | A | Detroit Mercy | 82 64 | | | | | | | | |

Non-Div I Games:

Toledo

| | | | | | | | | | | |
|-------------------|----------|-----------|----------------|------------|-------------|---------------|------|------|-------|-----------|
| Average RPI Win: | 209 | WON-LOST | WINNING | LAST 10 | STRENGTH OF | OPP. STRENGTH | TEAM | ADJ. | CONF. | ADJ CONF. |
| Average RPI Loss: | 126 | RECORD | PCT. RANK | GAMES | SCHEDULE | OF SCHEDULE | RPI | RPI | RPI | RPI |
| DIV. I ONLY | 9- 8 | 160 | 6-4 | 174 | 100 | 178 | 178 | 14 | 14 | |
| DIV. I NON-CONF. | 4- 6 | 212 | 1-2 | 180 | 38 | 228 | 228 | 14 | 14 | |
| TOTALS | RPI 1-25 | RPI 26-50 | W-L RECORDS | RPI 51-100 | RPI 101-150 | RPI 150+ | | | | |
| 9- 8 | 0- 1 | 1- 1 | OVERALL | 0- 1 | 1- 1 | 7- 4 | | | | |
| 6- 4 | 0- 0 | 1- 0 | HOME | 0- 1 | 1- 0 | 4- 3 | | | | |
| 2- 3 | 0- 0 | 0- 1 | AWAY | 0- 0 | 0- 1 | 2- 1 | | | | |
| 1- 1 | 0- 1 | 0- 0 | NEUTRAL | 0- 0 | 0- 0 | 1- 0 | | | | |
| 4- 6 | 0- 1 | 0- 1 | NON-CONFERENCE | 0- 1 | 0- 1 | 4- 2 | | | | |
| 3- 2 | 0- 0 | 0- 0 | HOME | 0- 1 | 0- 0 | 3- 1 | | | | |
| 0- 3 | 0- 0 | 0- 1 | AWAY | 0- 0 | 0- 1 | 0- 1 | | | | |
| 1- 1 | 0- 1 | 0- 0 | NEUTRAL | 0- 0 | 0- 0 | 1- 0 | | | | |
| 5- 2 | 0- 0 | 1- 0 | CONFERENCE | 0- 0 | 1- 0 | 3- 2 | | | | |
| 3- 2 | 0- 0 | 1- 0 | HOME | 0- 0 | 1- 0 | 1- 2 | | | | |
| 2- 0 | 0- 0 | 0- 0 | AWAY | 0- 0 | 0- 0 | 2- 0 | | | | |
| 0- 0 | 0- 0 | 0- 0 | NEUTRAL | 0- 0 | 0- 0 | 0- 0 | | | | |

| RPI | S | Opponent | Score | RPI | S | Opponent | Score | RPI | S | Opponent | Score | RPI | S | Opponent | Score | Team's RPI: 178 |
|--------------------|---|--------------------|--------|-----|---|----------------|-------|-----|---|----------|-------|-----|---|--------------------|-------|-----------------|
| 4 | N | Iowa | 72 100 | 41 | A | Rutgers | 53 67 | 54 | H | Temple | 59 74 | 133 | H | Northeastern | 81 68 | |
| | | | | 45 | H | James Madison | 76 75 | | | | | 147 | A | San Diego | 67 81 | |
| | | | | | | | | | | | | 153 | H | Elon | 61 74 | |
| | | | | | | | | | | | | 157 | H | William & Mary | 75 83 | |
| | | | | | | | | | | | | 188 | H | Penn St. | 67 73 | |
| | | | | | | | | | | | | 190 | H | American | 63 60 | |
| | | | | | | | | | | | | 225 | N | Iona | 75 58 | |
| | | | | | | | | | | | | 240 | H | Mt. St. Mary's | 73 57 | |
| | | | | | | | | | | | | 241 | A | Col. of Charleston | 79 62 | |
| | | | | | | | | | | | | 247 | H | Marshall | 59 56 | |
| | | | | | | | | | | | | 254 | A | UNCW | 62 41 | |
| | | | | | | | | | | | | 265 | A | San Diego St. | 72 80 | |
| | | | | | | | | | | | | 305 | H | Hofstra | 84 71 | |
| LAST 10 Division I | | | | | | | | | | | | | | | | |
| 305 | H | Hofstra | 84 71 | 157 | H | William & Mary | 75 83 | | | | | | | | | |
| 133 | H | Northeastern | 81 68 | 153 | H | Elon | 61 74 | | | | | | | | | |
| 254 | A | UNCW | 62 41 | 247 | H | Marshall | 59 56 | | | | | | | | | |
| 241 | A | Col. of Charleston | 79 62 | 41 | A | Rutgers | 53 67 | | | | | | | | | |
| 45 | H | James Madison | 76 75 | 54 | H | Temple | 59 74 | | | | | | | | | |

Non-Div I Games: Chestnut Hill 86 49

Towson

■ Loss,
 ■ Non-Conf,
 ■ S Site,
 ■ H Home
 ■ A Away
 N Neutral

Average RPI Loss: 58

| | | | | | | | | | | |
|-------------------|----------|-----------|----------------|------------|-------------|---------------|------|------|-------|-----------|
| Average RPI Win: | 223 | WON-LOST | WINNING | LAST 10 | STRENGTH OF | OPP. STRENGTH | TEAM | ADJ. | CONF. | ADJ CONF. |
| Average RPI Loss: | 58 | RECORD | PCT. RANK | GAMES | SCHEDULE | OF SCHEDULE | RPI | RPI | RPI | RPI |
| DIV. I ONLY | 14- 3 | 28 | 9-1 | 221 | 183 | 66 | 66 | 22 | 22 | |
| DIV. I NON-CONF. | 7- 2 | 54 | 2-0 | 154 | 74 | 40 | 40 | 21 | 21 | |
| ----- | | | | | | | | | | |
| TOTALS | RPI 1-25 | RPI 26-50 | W-L RECORDS | RPI 51-100 | RPI 101-150 | RPI 150+ | | | | |
| 14- 3 | 0- 1 | 0- 1 | OVERALL | 1- 0 | 2- 1 | 11- 0 | | | | |
| 6- 1 | 0- 0 | 0- 0 | HOME | 1- 0 | 1- 1 | 4- 0 | | | | |
| 6- 2 | 0- 1 | 0- 1 | AWAY | 0- 0 | 0- 0 | 6- 0 | | | | |
| 2- 0 | 0- 0 | 0- 0 | NEUTRAL | 0- 0 | 1- 0 | 1- 0 | | | | |
| 7- 2 | 0- 1 | 0- 1 | NON-CONFERENCE | 0- 0 | 1- 0 | 6- 0 | | | | |
| 2- 0 | 0- 0 | 0- 0 | HOME | 0- 0 | 0- 0 | 2- 0 | | | | |
| 3- 2 | 0- 1 | 0- 1 | AWAY | 0- 0 | 0- 0 | 3- 0 | | | | |
| 2- 0 | 0- 0 | 0- 0 | NEUTRAL | 0- 0 | 1- 0 | 1- 0 | | | | |
| 7- 1 | 0- 0 | 0- 0 | CONFERENCE | 1- 0 | 1- 1 | 5- 0 | | | | |
| 4- 1 | 0- 0 | 0- 0 | HOME | 1- 0 | 1- 1 | 2- 0 | | | | |
| 3- 0 | 0- 0 | 0- 0 | AWAY | 0- 0 | 0- 0 | 3- 0 | | | | |
| 0- 0 | 0- 0 | 0- 0 | NEUTRAL | 0- 0 | 0- 0 | 0- 0 | | | | |

| RPI 1-25 | | | |
|----------------|---|------------------|--------|
| RPI | S | Opponent | Score |
| 11 | A | Mississippi St. | 82 122 |
| RPI 26-50 | | | |
| RPI | S | Opponent | Score |
| 36 | A | Duke | 85 99 |
| RPI 51-100 | | | |
| RPI | S | Opponent | Score |
| 99 | H | UT Arlington | 85 69 |
| Team's RPI: 66 | | | |
| RPI 101+ | | | |
| RPI | S | Opponent | Score |
| 111 | N | Kent St. | 71 64 |
| 122 | H | Coastal Caro. | 84 77 |
| 128 | H | Louisiana | 73 79 |
| 151 | A | Bethune-Cookman | 68 62 |
| 155 | N | Toledo | 71 64 |
| 165 | A | Samford | 74 65 |
| 233 | A | Chattanooga | 90 51 |
| 239 | H | ETSU | 79 61 |
| 280 | H | Appalachian St. | 84 55 |
| 291 | A | Ga. Southern | 79 69 |
| 293 | H | Texas St. | 84 50 |
| 309 | H | Jacksonville St. | 94 64 |
| 323 | A | Georgia St. | 71 57 |
| 346 | A | La.-Monroe | 72 65 |

| LAST 10 Division I | | | |
|--------------------|---|-----------------|-------|
| 99 | H | UT Arlington | 85 69 |
| 293 | H | Texas St. | 84 50 |
| 323 | A | Georgia St. | 71 57 |
| 291 | A | Ga. Southern | 79 69 |
| 128 | H | Louisiana | 73 79 |
| 346 | A | La.-Monroe | 72 65 |
| 280 | H | Appalachian St. | 84 55 |
| 122 | H | Coastal Caro. | 84 77 |
| 111 | N | Kent St. | 71 64 |
| 155 | N | Toledo | 71 64 |

| | | | | | | |
|------------------|-----|----|----|-----------------|-----|----|
| Non-Div I Games: | AUM | 72 | 42 | Fort Valley St. | 101 | 52 |
|------------------|-----|----|----|-----------------|-----|----|

Troy

■ Loss, ■ Non-Conf, S Site, H Home A Away N Neutral

Tulane

Through Games Of Jan. 26, 2020

| | | | | | | | | | | |
|-------------------|----------|-----------|----------------|------------|-------------|---------------|------|------|-------|-----------|
| Average RPI Win: | 172 | WON-LOST | WINNING | LAST 10 | STRENGTH OF | OPP. STRENGTH | TEAM | ADJ. | CONF. | ADJ CONF. |
| Average RPI Loss: | 88 | RECORD | PCT. RANK | GAMES | SCHEDULE | OF SCHEDULE | RPI | RPI | RPI | RPI |
| DIV. I ONLY | 11- 9 | 150 | 7-3 | 76 | 78 | 125 | 125 | 9 | 9 | |
| DIV. I NON-CONF. | 5- 8 | 221 | 1-2 | 84 | 66 | 193 | 193 | 8 | 8 | |
| TOTALS | RPI 1-25 | RPI 26-50 | W-L RECORDS | RPI 51-100 | RPI 101-150 | RPI 150+ | | | | |
| 11- 9 | 0- 1 | 0- 1 | OVERALL | 1- 5 | 2- 1 | 8- 1 | | | | |
| 7- 6 | 0- 1 | 0- 1 | HOME | 1- 2 | 1- 1 | 5- 1 | | | | |
| 4- 1 | 0- 0 | 0- 0 | AWAY | 0- 1 | 1- 0 | 3- 0 | | | | |
| 0- 2 | 0- 0 | 0- 0 | NEUTRAL | 0- 2 | 0- 0 | 0- 0 | | | | |
| 5- 8 | 0- 1 | 0- 1 | NON-CONFERENCE | 0- 4 | 1- 1 | 4- 1 | | | | |
| 3- 6 | 0- 1 | 0- 1 | HOME | 0- 2 | 0- 1 | 3- 1 | | | | |
| 2- 0 | 0- 0 | 0- 0 | AWAY | 0- 0 | 1- 0 | 1- 0 | | | | |
| 0- 2 | 0- 0 | 0- 0 | NEUTRAL | 0- 2 | 0- 0 | 0- 0 | | | | |
| 6- 1 | 0- 0 | 0- 0 | CONFERENCE | 1- 1 | 1- 0 | 4- 0 | | | | |
| 4- 0 | 0- 0 | 0- 0 | HOME | 1- 0 | 1- 0 | 2- 0 | | | | |
| 2- 1 | 0- 0 | 0- 0 | AWAY | 0- 1 | 0- 0 | 2- 0 | | | | |
| 0- 0 | 0- 0 | 0- 0 | NEUTRAL | 0- 0 | 0- 0 | 0- 0 | | | | |

| RPI 1-25 | | | | RPI 26-50 | | | | RPI 51-100 | | | | RPI 101+ Team's RPI: 125 | | | |
|--------------------|---|----------|-------|-----------|---|------------|-------|------------|---|----------------|-------|--------------------------|---|----------------|-------|
| RPI | S | Opponent | Score | RPI | S | Opponent | Score | RPI | S | Opponent | Score | RPI | S | Opponent | Score |
| 24 | H | LSU | 54 59 | 43 | H | Colorado | 52 62 | 52 | H | Middle Tenn. | 62 64 | 103 | H | Cincinnati | 64 59 |
| | | | | | | | | 58 | H | UCF | 60 59 | 105 | H | Texas Southern | 62 72 |
| | | | | | | | | 62 | H | Alabama | 56 66 | 107 | A | Washington | 64 62 |
| | | | | | | | | 76 | N | Charlotte | 56 60 | 160 | H | Memphis | 59 55 |
| | | | | | | | | 78 | A | South Fla. | 56 63 | 166 | A | Wichita St. | 61 56 |
| | | | | | | | | 89 | N | Boston College | 76 89 | 170 | H | Jackson St. | 82 46 |
| | | | | | | | | | | | | 197 | A | Southern Miss. | 62 58 |
| | | | | | | | | | | | | 207 | H | Central Ark. | 65 38 |
| | | | | | | | | | | | | 214 | A | SMU | 67 66 |
| | | | | | | | | | | | | 216 | H | Tulsa | 64 62 |
| | | | | | | | | | | | | 262 | H | South Alabama | 53 62 |
| | | | | | | | | | | | | 291 | H | Ga. Southern | 56 40 |
| LAST 10 Division I | | | | | | | | | | | | | | | |
| | | | | 78 | A | South Fla. | 56 63 | 216 | H | Tulsa | 64 62 | | | | |
| | | | | 58 | H | UCF | 60 59 | 166 | A | Wichita St. | 61 56 | | | | |
| | | | | 103 | H | Cincinnati | 64 59 | 291 | H | Ga. Southern | 56 40 | | | | |
| | | | | 214 | A | SMU | 67 66 | 43 | H | Colorado | 52 62 | | | | |
| | | | | 160 | H | Memphis | 59 55 | 105 | H | Texas Southern | 62 72 | | | | |

Non-Div I Games:

Tulane

■ Loss,
 ■ Non-Conf, S Site,
 ■ Home
 ■ Away
 N Neutral

| | | | | | | | | | | |
|-------------------|----------|-----------|----------------|------------|-------------|---------------|------|------|-------|-----------|
| Average RPI Win: | 242 | WON-LOST | WINNING | LAST 10 | STRENGTH OF | OPP. STRENGTH | TEAM | ADJ. | CONF. | ADJ CONF. |
| Average RPI Loss: | 104 | RECORD | PCT. RANK | GAMES | SCHEDULE | OF SCHEDULE | RPI | RPI | RPI | RPI |
| DIV. I ONLY | 6- 14 | 277 | 3-7 | 81 | 98 | 216 | 216 | 9 | 9 | |
| DIV. I NON-CONF. | 5- 8 | 221 | 2-1 | 80 | 178 | 187 | 187 | 8 | 8 | |
| TOTALS | RPI 1-25 | RPI 26-50 | W-L RECORDS | RPI 51-100 | RPI 101-150 | RPI 150+ | | | | |
| 6- 14 | 0- 1 | 0- 4 | OVERALL | 0- 3 | 0- 2 | 6- 4 | | | | |
| 5- 4 | 0- 0 | 0- 1 | HOME | 0- 2 | 0- 1 | 5- 0 | | | | |
| 1- 8 | 0- 1 | 0- 1 | AWAY | 0- 1 | 0- 1 | 1- 4 | | | | |
| 0- 2 | 0- 0 | 0- 2 | NEUTRAL | 0- 0 | 0- 0 | 0- 0 | | | | |
| 5- 8 | 0- 0 | 0- 4 | NON-CONFERENCE | 0- 1 | 0- 1 | 5- 2 | | | | |
| 4- 2 | 0- 0 | 0- 1 | HOME | 0- 0 | 0- 1 | 4- 0 | | | | |
| 1- 4 | 0- 0 | 0- 1 | AWAY | 0- 1 | 0- 0 | 1- 2 | | | | |
| 0- 2 | 0- 0 | 0- 2 | NEUTRAL | 0- 0 | 0- 0 | 0- 0 | | | | |
| 1- 6 | 0- 1 | 0- 0 | CONFERENCE | 0- 2 | 0- 1 | 1- 2 | | | | |
| 1- 2 | 0- 0 | 0- 0 | HOME | 0- 2 | 0- 0 | 1- 0 | | | | |
| 0- 4 | 0- 1 | 0- 0 | AWAY | 0- 0 | 0- 1 | 0- 2 | | | | |
| 0- 0 | 0- 0 | 0- 0 | NEUTRAL | 0- 0 | 0- 0 | 0- 0 | | | | |

| RPI | S | Opponent | Score | RPI | S | Opponent | Score | RPI | S | Opponent | Score | RPI | S | Opponent | Score | Team's RPI: 216 |
|--------------------|---|---------------|-------|-----|---|--------------|-------|-----|---|-------------------|-------|-----|---|---------------|-------|-----------------|
| 7 | A | UConn | 34 92 | 28 | N | Western Ky. | 63 76 | 54 | H | Temple | 65 74 | 125 | A | Tulane | 62 64 | |
| | | | | 37 | N | Marquette | 60 61 | 78 | H | South Fla. | 52 68 | 137 | H | SFA | 63 67 | |
| | | | | 46 | H | Oklahoma St. | 48 78 | 81 | A | Abilene Christian | 63 73 | 166 | A | Wichita St. | 46 57 | |
| | | | | 47 | A | Arkansas | 41 91 | | | | | 199 | A | Little Rock | 51 63 | |
| | | | | | | | | | | | | 209 | H | Arkansas St. | 79 77 | |
| | | | | | | | | | | | | 213 | A | UTEP | 58 51 | |
| | | | | | | | | | | | | 214 | A | SMU | 38 57 | |
| | | | | | | | | | | | | 243 | A | Stetson | 60 66 | |
| | | | | | | | | | | | | 245 | H | LMU (CA) | 75 56 | |
| | | | | | | | | | | | | 251 | H | Oral Roberts | 67 65 | |
| | | | | | | | | | | | | 261 | H | Colorado St. | 61 55 | |
| | | | | | | | | | | | | 271 | H | East Carolina | 58 56 | |
| LAST 10 Division I | | | | | | | | | | | | | | | | |
| 214 | A | SMU | 38 57 | 125 | A | Tulane | 62 64 | | | | | | | | | |
| 271 | H | East Carolina | 58 56 | 54 | H | Temple | 65 74 | | | | | | | | | |
| 7 | A | UConn | 34 92 | 213 | A | UTEP | 58 51 | | | | | | | | | |
| 166 | A | Wichita St. | 46 57 | 261 | H | Colorado St. | 61 55 | | | | | | | | | |
| 78 | H | South Fla. | 52 68 | 243 | A | Stetson | 60 66 | | | | | | | | | |

Non-Div I Games:

Tulsa

| | | | | | | | | | | |
|-------------------|----------|-----------|----------------|------------|-------------|---------------|------|------|-------|-----------|
| Average RPI Win: | 205 | WON-LOST | WINNING | LAST 10 | STRENGTH OF | OPP. STRENGTH | TEAM | ADJ. | CONF. | ADJ CONF. |
| Average RPI Loss: | 100 | RECORD | PCT. RANK | GAMES | SCHEDULE | OF SCHEDULE | RPI | RPI | RPI | RPI |
| DIV. I ONLY | 11- 7 | 108 | 6-4 | 143 | 121 | 112 | 112 | 13 | 13 | |
| DIV. I NON-CONF. | 6- 4 | 123 | 1-1 | 196 | 105 | 138 | 138 | 13 | 13 | |
| TOTALS | RPI 1-25 | RPI 26-50 | W-L RECORDS | RPI 51-100 | RPI 101-150 | RPI 150+ | | | | |
| 11- 7 | 0- 0 | 1- 3 | OVERALL | 0- 1 | 2- 1 | 8- 2 | | | | |
| 7- 2 | 0- 0 | 1- 0 | HOME | 0- 1 | 1- 1 | 5- 0 | | | | |
| 3- 4 | 0- 0 | 0- 2 | AWAY | 0- 0 | 0- 0 | 3- 2 | | | | |
| 1- 1 | 0- 0 | 0- 1 | NEUTRAL | 0- 0 | 1- 0 | 0- 0 | | | | |
| 6- 4 | 0- 0 | 0- 2 | NON-CONFERENCE | 0- 0 | 2- 1 | 4- 1 | | | | |
| 4- 1 | 0- 0 | 0- 0 | HOME | 0- 0 | 1- 1 | 3- 0 | | | | |
| 1- 2 | 0- 0 | 0- 1 | AWAY | 0- 0 | 0- 0 | 1- 1 | | | | |
| 1- 1 | 0- 0 | 0- 1 | NEUTRAL | 0- 0 | 1- 0 | 0- 0 | | | | |
| 5- 3 | 0- 0 | 1- 1 | CONFERENCE | 0- 1 | 0- 0 | 4- 1 | | | | |
| 3- 1 | 0- 0 | 1- 0 | HOME | 0- 1 | 0- 0 | 2- 0 | | | | |
| 2- 2 | 0- 0 | 0- 1 | AWAY | 0- 0 | 0- 0 | 2- 1 | | | | |
| 0- 0 | 0- 0 | 0- 0 | NEUTRAL | 0- 0 | 0- 0 | 0- 0 | | | | |

| RPI | S | Opponent | Score | RPI | S | Opponent | Score | RPI | S | Opponent | Score | RPI | S | Opponent | Score | Team's RPI: 112 |
|--------------------|---|----------------|-------|-----|---|----------------|-------|-----|---|-----------|-------|-----|---|----------------|-------|-----------------|
| 28 | A | Western Ky. | 65 69 | 32 | H | Old Dominion | 76 65 | 76 | H | Charlotte | 75 83 | 105 | N | Texas Southern | 84 68 | |
| 38 | A | Oklahoma | 75 82 | 43 | N | Colorado | 69 77 | | | | | 110 | H | Boise St. | 81 83 | |
| | | | | | | | | | | | | 144 | H | Auburn | 80 75 | |
| | | | | | | | | | | | | 160 | A | Memphis | 52 77 | |
| | | | | | | | | | | | | 165 | H | Samford | 76 69 | |
| | | | | | | | | | | | | 167 | H | Fla. Atlantic | 92 73 | |
| | | | | | | | | | | | | 197 | A | Southern Miss. | 74 68 | |
| | | | | | | | | | | | | 247 | A | Marshall | 56 61 | |
| | | | | | | | | | | | | 250 | A | Louisiana Tech | 71 51 | |
| | | | | | | | | | | | | 262 | H | South Alabama | 77 61 | |
| | | | | | | | | | | | | 298 | H | FIU | 71 58 | |
| | | | | | | | | | | | | 318 | H | McNeese | 97 70 | |
| | | | | | | | | | | | | 319 | A | Alcorn | 86 65 | |
| LAST 10 Division I | | | | | | | | | | | | | | | | |
| 250 | A | Louisiana Tech | 71 51 | 28 | A | Western Ky. | 65 69 | | | | | | | | | |
| 197 | A | Southern Miss. | 74 68 | 32 | H | Old Dominion | 76 65 | | | | | | | | | |
| 167 | H | Fla. Atlantic | 92 73 | 76 | H | Charlotte | 75 83 | | | | | | | | | |
| 298 | H | FIU | 71 58 | 105 | N | Texas Southern | 84 68 | | | | | | | | | |
| 247 | A | Marshall | 56 61 | 43 | N | Colorado | 69 77 | | | | | | | | | |

Non-Div I Games: Ala.-Huntsville 74 57 Tuskegee 103 60

UAB

Loss, Non-Conf, S Site, H Home A Away N Neutral

UC Davis

Through Games Of Jan. 26, 2020

| | | | | | | | | | | |
|-------------------|----------|-----------|----------------|------------|-------------|---------------|------|------|-------|-----------|
| Average RPI Win: | 251 | WON-LOST | WINNING | LAST 10 | STRENGTH OF | OPP. STRENGTH | TEAM | ADJ. | CONF. | ADJ CONF. |
| Average RPI Loss: | 146 | RECORD | PCT. RANK | GAMES | SCHEDULE | OF SCHEDULE | RPI | RPI | RPI | RPI |
| DIV. I ONLY | 8- 9 | 193 | 6-4 | 230 | 188 | 191 | 191 | 27 | 27 | |
| DIV. I NON-CONF. | 4- 8 | 235 | 2-3 | 158 | 160 | 229 | 229 | 26 | 26 | |
| TOTALS | RPI 1-25 | RPI 26-50 | W-L RECORDS | RPI 51-100 | RPI 101-150 | RPI 150+ | | | | |
| 8- 9 | 0- 1 | 0- 0 | OVERALL | 0- 2 | 0- 1 | 8- 5 | | | | |
| 5- 2 | 0- 0 | 0- 0 | HOME | 0- 0 | 0- 0 | 5- 2 | | | | |
| 3- 7 | 0- 1 | 0- 0 | AWAY | 0- 2 | 0- 1 | 3- 3 | | | | |
| 0- 0 | 0- 0 | 0- 0 | NEUTRAL | 0- 0 | 0- 0 | 0- 0 | | | | |
| 4- 8 | 0- 1 | 0- 0 | NON-CONFERENCE | 0- 2 | 0- 1 | 4- 4 | | | | |
| 3- 2 | 0- 0 | 0- 0 | HOME | 0- 0 | 0- 0 | 3- 2 | | | | |
| 1- 6 | 0- 1 | 0- 0 | AWAY | 0- 2 | 0- 1 | 1- 2 | | | | |
| 0- 0 | 0- 0 | 0- 0 | NEUTRAL | 0- 0 | 0- 0 | 0- 0 | | | | |
| 4- 1 | 0- 0 | 0- 0 | CONFERENCE | 0- 0 | 0- 0 | 4- 1 | | | | |
| 2- 0 | 0- 0 | 0- 0 | HOME | 0- 0 | 0- 0 | 2- 0 | | | | |
| 2- 1 | 0- 0 | 0- 0 | AWAY | 0- 0 | 0- 0 | 2- 1 | | | | |
| 0- 0 | 0- 0 | 0- 0 | NEUTRAL | 0- 0 | 0- 0 | 0- 0 | | | | |

| RPI 1-25 | | | | RPI 26-50 | | | | RPI 51-100 | | | | RPI 101+ Team's RPI: 191 | | | |
|--------------------|---|------------------|-------|-----------|---|-----------|-------|------------|---|----------------|-------|--------------------------|---|-------------------|-------|
| RPI | S | Opponent | Score | RPI | S | Opponent | Score | RPI | S | Opponent | Score | RPI | S | Opponent | Score |
| 5 | A | Stanford | 55 67 | | | | | 70 | A | Minnesota | 67 76 | 116 | A | Montana St. | 65 77 |
| | | | | | | | | 71 | A | Fresno St. | 65 73 | 168 | H | Santa Clara | 61 62 |
| | | | | | | | | | | | | 177 | A | Saint Mary's (CA) | 74 83 |
| | | | | | | | | | | | | 186 | H | Portland St. | 70 76 |
| | | | | | | | | | | | | 187 | H | Hawaii | 62 49 |
| | | | | | | | | | | | | 200 | H | Boston U. | 75 68 |
| | | | | | | | | | | | | 206 | A | Northern Ariz. | 71 61 |
| | | | | | | | | | | | | 232 | H | San Francisco | 79 67 |
| | | | | | | | | | | | | 246 | A | Pepperdine | 67 70 |
| | | | | | | | | | | | | 263 | H | Long Beach St. | 57 55 |
| | | | | | | | | | | | | 268 | A | UC Santa Barbara | 56 46 |
| | | | | | | | | | | | | 278 | A | UC Riverside | 70 75 |
| | | | | | | | | | | | | 317 | H | Sacramento St. | 77 75 |
| | | | | | | | | | | | | 334 | A | Cal Poly | 42 36 |
| LAST 10 Division I | | | | | | | | | | | | | | | |
| 334 | A | Cal Poly | 42 36 | 5 | A | Stanford | 55 67 | 246 | A | Pepperdine | 67 70 | | | | |
| 268 | A | UC Santa Barbara | 56 46 | 70 | A | Minnesota | 67 76 | 206 | A | Northern Ariz. | 71 61 | | | | |
| 263 | H | Long Beach St. | 57 55 | 200 | H | Boston U. | 75 68 | | | | | | | | |
| 187 | H | Hawaii | 62 49 | | | | | | | | | | | | |
| 278 | A | UC Riverside | 70 75 | | | | | | | | | | | | |

Non-Div I Games: William Jessup 96 32

UC Davis

Loss, Non-Conf, S Site, H Home A Away N Neutral

| | | | | | | | | | |
|------------------------------|--------------|------------|----------------|-------------|---------------|------------|------------|-----------|-----------|
| Average RPI Win: 225 | WON-LOST | WINNING | LAST 10 | STRENGTH OF | OPP. STRENGTH | TEAM | ADJ. | CONF. | ADJ CONF. |
| Average RPI Loss: 185 | RECORD | PCT. RANK | GAMES | SCHEDULE | OF SCHEDULE | RPI | RPI | RPI | RPI |
| DIV. I ONLY | 4- 14 | 303 | 1-9 | 199 | 236 | 297 | 297 | 27 | 27 |
| DIV. I NON-CONF. | 3- 10 | 282 | 0-5 | 115 | 188 | 260 | 260 | 26 | 26 |
| TOTALS | RPI 1-25 | RPI 26-50 | W-L RECORDS | RPI 51-100 | RPI 101-150 | RPI 150+ | | | |
| 4- 14 | 0- 1 | 0- 0 | OVERALL | 0- 3 | 1- 0 | 3- 10 | | | |
| 2- 4 | 0- 0 | 0- 0 | HOME | 0- 0 | 1- 0 | 1- 4 | | | |
| 1- 6 | 0- 1 | 0- 0 | AWAY | 0- 1 | 0- 0 | 1- 4 | | | |
| 1- 4 | 0- 0 | 0- 0 | NEUTRAL | 0- 2 | 0- 0 | 1- 2 | | | |
| 3- 10 | 0- 1 | 0- 0 | NON-CONFERENCE | 0- 3 | 1- 0 | 2- 6 | | | |
| 2- 1 | 0- 0 | 0- 0 | HOME | 0- 0 | 1- 0 | 1- 1 | | | |
| 0- 5 | 0- 1 | 0- 0 | AWAY | 0- 1 | 0- 0 | 0- 3 | | | |
| 1- 4 | 0- 0 | 0- 0 | NEUTRAL | 0- 2 | 0- 0 | 1- 2 | | | |
| 1- 4 | 0- 0 | 0- 0 | CONFERENCE | 0- 0 | 0- 0 | 1- 4 | | | |
| 0- 3 | 0- 0 | 0- 0 | HOME | 0- 0 | 0- 0 | 0- 3 | | | |
| 1- 1 | 0- 0 | 0- 0 | AWAY | 0- 0 | 0- 0 | 1- 1 | | | |
| 0- 0 | 0- 0 | 0- 0 | NEUTRAL | 0- 0 | 0- 0 | 0- 0 | | | |

| RPI | S | Opponent | Score | RPI | S | Opponent | Score | RPI | S | Opponent | Score | RPI | S | Opponent | Score | Team's RPI: 297 |
|--------------------|---|------------------|--------------|-----|---|----------------|--------------|-----|---|----------------|--------------|-----|---|------------------|--------------|-----------------|
| 13 | A | Oregon St. | 57 86 | | | | | 83 | N | Vanderbilt | 63 76 | 134 | H | San Jose St. | 79 77 | |
| | | | | | | | | 85 | A | Washington St. | 59 87 | 156 | N | North Ala. | 60 88 | |
| | | | | | | | | 100 | N | Davidson | 72 78 | 186 | H | Portland St. | 61 70 | |
| | | | | | | | | | | | | 186 | N | Portland St. | 83 75 | |
| | | | | | | | | | | | | 203 | A | Southern Utah | 68 82 | |
| | | | | | | | | | | | | 214 | A | SMU | 56 59 | |
| | | | | | | | | | | | | 232 | N | San Francisco | 61 68 | |
| | | | | | | | | | | | | 245 | H | LMU (CA) | 80 65 | |
| | | | | | | | | | | | | 248 | A | CSUN | 62 70 | |
| | | | | | | | | | | | | 248 | H | CSUN | 51 56 | |
| | | | | | | | | | | | | 263 | H | Long Beach St. | 46 56 | |
| | | | | | | | | | | | | 268 | H | UC Santa Barbara | 61 65 | |
| | | | | | | | | | | | | 288 | A | Denver | 75 83 | |
| | | | | | | | | | | | | 334 | A | Cal Poly | 68 57 | |
| LAST 10 Division I | | | | | | | | | | | | | | | | |
| 263 | H | Long Beach St. | 46 56 | 214 | A | SMU | 56 59 | | | | | | | | | |
| 248 | H | CSUN | 51 56 | 232 | N | San Francisco | 61 68 | | | | | | | | | |
| 334 | A | Cal Poly | 68 57 | 83 | N | Vanderbilt | 63 76 | | | | | | | | | |
| 268 | H | UC Santa Barbara | 61 65 | 85 | A | Washington St. | 59 87 | | | | | | | | | |
| 248 | A | CSUN | 62 70 | 203 | A | Southern Utah | 68 82 | | | | | | | | | |

Non-Div I Games: Westcliff 93 41

UC Irvine

■ Loss,
 ■ Non-Conf,
 ■ S Site,
 ■ Home
 ■ A Away
 N Neutral

UC Riverside

Through Games Of Jan. 26, 2020

| Average RPI Win: | 258 | WON-LOST | WINNING | LAST 10 | STRENGTH OF | OPP. STRENGTH | TEAM | ADJ. | CONF. | ADJ CONF. |
|-------------------|----------|-----------|----------------|------------|-------------|---------------|------|------|-------|-----------|
| Average RPI Loss: | 170 | RECORD | PCT. RANK | GAMES | SCHEDULE | OF SCHEDULE | RPI | RPI | RPI | RPI |
| DIV. I ONLY | 6- 13 | 271 | 4-6 | 223 | 210 | 278 | 278 | 27 | 27 | |
| DIV. I NON-CONF. | 4- 10 | 259 | 2-3 | 155 | 225 | 249 | 249 | 26 | 26 | |
| TOTALS | RPI 1-25 | RPI 26-50 | W-L RECORDS | RPI 51-100 | RPI 101-150 | RPI 150+ | | | | |
| 6- 13 | 0- 1 | 0- 1 | OVERALL | 0- 1 | 0- 2 | 6- 8 | | | | |
| 5- 3 | 0- 0 | 0- 0 | HOME | 0- 1 | 0- 0 | 5- 2 | | | | |
| 1- 10 | 0- 1 | 0- 1 | AWAY | 0- 0 | 0- 2 | 1- 6 | | | | |
| 0- 0 | 0- 0 | 0- 0 | NEUTRAL | 0- 0 | 0- 0 | 0- 0 | | | | |
| 4- 10 | 0- 1 | 0- 1 | NON-CONFERENCE | 0- 1 | 0- 2 | 4- 5 | | | | |
| 3- 2 | 0- 0 | 0- 0 | HOME | 0- 1 | 0- 0 | 3- 1 | | | | |
| 1- 8 | 0- 1 | 0- 1 | AWAY | 0- 0 | 0- 2 | 1- 4 | | | | |
| 0- 0 | 0- 0 | 0- 0 | NEUTRAL | 0- 0 | 0- 0 | 0- 0 | | | | |
| 2- 3 | 0- 0 | 0- 0 | CONFERENCE | 0- 0 | 0- 0 | 2- 3 | | | | |
| 2- 1 | 0- 0 | 0- 0 | HOME | 0- 0 | 0- 0 | 2- 1 | | | | |
| 0- 2 | 0- 0 | 0- 0 | AWAY | 0- 0 | 0- 0 | 0- 2 | | | | |
| 0- 0 | 0- 0 | 0- 0 | NEUTRAL | 0- 0 | 0- 0 | 0- 0 | | | | |

| RPI | S | Opponent | Score | RPI | S | Opponent | Score | RPI | S | Opponent | Score | RPI | S | Opponent | Score | Team's RPI: 278 |
|--------------------|---|------------------|-------|-----|---|--------------------|-------|-----|---|---------------------|-------|-----|---|--------------------|-------|-----------------|
| 2 | A | Oregon | 41 84 | 33 | A | Arizona | 27 70 | 72 | H | Southern California | 59 76 | 113 | A | VCU | 51 67 | |
| | | | | | | | | | | | | 126 | A | California | 61 84 | |
| | | | | | | | | | | | | 158 | H | CSU Bakersfield | 53 52 | |
| | | | | | | | | | | | | 181 | A | New Mexico | 70 80 | |
| | | | | | | | | | | | | 187 | A | Hawaii | 57 80 | |
| | | | | | | | | | | | | 187 | H | Hawaii | 59 65 | |
| | | | | | | | | | | | | 191 | H | UC Davis | 75 70 | |
| | | | | | | | | | | | | 203 | A | Southern Utah | 68 79 | |
| | | | | | | | | | | | | 213 | A | UTEP | 50 63 | |
| | | | | | | | | | | | | 261 | A | Colorado St. | 40 52 | |
| | | | | | | | | | | | | 268 | H | UC Santa Barbara | 66 61 | |
| | | | | | | | | | | | | 296 | H | California Baptist | 80 64 | |
| | | | | | | | | | | | | 301 | H | Weber St. | 54 64 | |
| | | | | | | | | | | | | 310 | A | New Mexico St. | 60 58 | |
| | | | | | | | | | | | | 326 | H | Utah Valley | 67 53 | |
| | | | | | | | | | | | | 334 | A | Cal Poly | 70 75 | |
| LAST 10 Division I | | | | | | | | | | | | | | | | |
| 187 | H | Hawaii | 59 65 | 158 | H | CSU Bakersfield | 53 52 | | | | | | | | | |
| 334 | A | Cal Poly | 70 75 | 113 | A | VCU | 51 67 | | | | | | | | | |
| 268 | H | UC Santa Barbara | 66 61 | 203 | A | Southern Utah | 68 79 | | | | | | | | | |
| 187 | A | Hawaii | 57 80 | 2 | A | Oregon | 41 84 | | | | | | | | | |
| 191 | H | UC Davis | 75 70 | 296 | H | California Baptist | 80 64 | | | | | | | | | |

Non-Div I Games:

UC Riverside

■ Loss,
 ■ Non-Conf,
 ■ S Site,
 ■ H Home
 ■ A Away
 N Neutral

| | | | | | | | | | | |
|-------------------|----------|-----------|----------------|------------|-------------|---------------|------|------|-------|-----------|
| Average RPI Win: | 268 | WON-LOST | WINNING | LAST 10 | STRENGTH OF | OPP. STRENGTH | TEAM | ADJ. | CONF. | ADJ CONF. |
| Average RPI Loss: | 182 | RECORD | PCT. RANK | GAMES | SCHEDULE | OF SCHEDULE | RPI | RPI | RPI | RPI |
| DIV. I ONLY | 7- 11 | 236 | 3-7 | 241 | 317 | 268 | 268 | 27 | 27 | |
| DIV. I NON-CONF. | 4- 8 | 235 | 0-4 | 168 | 309 | 264 | 264 | 26 | 26 | |
| TOTALS | RPI 1-25 | RPI 26-50 | W-L RECORDS | RPI 51-100 | RPI 101-150 | RPI 150+ | | | | |
| 7- 11 | 0- 0 | 0- 1 | OVERALL | 1- 0 | 0- 3 | 6- 7 | | | | |
| 4- 4 | 0- 0 | 0- 0 | HOME | 1- 0 | 0- 2 | 3- 2 | | | | |
| 2- 6 | 0- 0 | 0- 1 | AWAY | 0- 0 | 0- 0 | 2- 5 | | | | |
| 1- 1 | 0- 0 | 0- 0 | NEUTRAL | 0- 0 | 0- 1 | 1- 0 | | | | |
| 4- 8 | 0- 0 | 0- 1 | NON-CONFERENCE | 1- 0 | 0- 3 | 3- 4 | | | | |
| 3- 2 | 0- 0 | 0- 0 | HOME | 1- 0 | 0- 2 | 2- 0 | | | | |
| 0- 5 | 0- 0 | 0- 1 | AWAY | 0- 0 | 0- 0 | 0- 4 | | | | |
| 1- 1 | 0- 0 | 0- 0 | NEUTRAL | 0- 0 | 0- 1 | 1- 0 | | | | |
| 3- 3 | 0- 0 | 0- 0 | CONFERENCE | 0- 0 | 0- 0 | 3- 3 | | | | |
| 1- 2 | 0- 0 | 0- 0 | HOME | 0- 0 | 0- 0 | 1- 2 | | | | |
| 2- 1 | 0- 0 | 0- 0 | AWAY | 0- 0 | 0- 0 | 2- 1 | | | | |
| 0- 0 | 0- 0 | 0- 0 | NEUTRAL | 0- 0 | 0- 0 | 0- 0 | | | | |

| RPI S | Opponent | Score | RPI S | Opponent | Score | RPI S | Opponent | Score | RPI S | Opponent | Score | Team's RPI: 268 |
|--------------------|---------------------|-------|-------|-----------------------|-------|-------|---------------------|-------|-------|----------------------|-------|-----------------|
| 33 | A Arizona | 42 61 | 72 | H Southern California | 57 46 | 106 | H Pacific | 53 63 | 134 | H San Jose St. | 70 73 | |
| | | | | | | 137 | N SFA | 56 67 | 158 | A CSU Bakersfield | 62 66 | |
| | | | | | | 177 | A Saint Mary's (CA) | 43 64 | 191 | H UC Davis | 46 56 | |
| | | | | | | 234 | A Cal St. Fullerton | 75 66 | 234 | H Cal St. Fullerton | 68 70 | |
| | | | | | | 253 | A Grand Canyon | 57 58 | 265 | H San Diego St. | 64 52 | |
| | | | | | | 278 | A UC Riverside | 61 66 | 296 | A California Baptist | 81 85 | |
| | | | | | | 297 | A UC Irvine | 65 61 | 326 | H Utah Valley | 59 51 | |
| | | | | | | 334 | H Cal Poly | 52 50 | 347 | N Chicago St. | 96 65 | |
| LAST 10 Division I | | | | | | | | | | | | |
| 234 | A Cal St. Fullerton | 75 66 | 234 | H Cal St. Fullerton | 68 70 | 33 | A Arizona | 42 61 | 253 | A Grand Canyon | 57 58 | |
| 191 | H UC Davis | 46 56 | 158 | A CSU Bakersfield | 62 66 | 106 | H Pacific | 53 63 | | | | |
| 278 | A UC Riverside | 61 66 | | | | | | | | | | |
| 297 | A UC Irvine | 65 61 | | | | | | | | | | |
| 334 | H Cal Poly | 52 50 | | | | | | | | | | |

Non-Div I Games: Ottawa (AZ) 72 57

UC Santa Barbara

■ Loss,
 ■ Non-Conf,
 ■ S Site,
 ■ H Home
 ■ A Away
 N Neutral

| UCF | | | | STRENGTH OF SCHEDULE | OPP. STRENGTH OF SCHEDULE | TEAM RPI | ADJ. RPI | CONF. RPI | ADJ CONF. RPI |
|-------------------|----------|--------------------|----------------------|-------------------------|------------------------------|-------------|-------------|--------------|------------------|
| Average RPI Win: | 175 | WON-LOST RECORD | WINNING PCT. RANK | | | | | | |
| Average RPI Loss: | 54 | | LAST 10 GAMES | | | | | | |
| DIV. I ONLY | 11- 7 | 108 | 7-3 | 29 | 83 | 58 | 58 | 9 | 9 |
| DIV. I NON-CONF. | 8- 4 | 90 | 4-0 | 28 | 95 | 52 | 52 | 8 | 8 |
| ----- | | | | | | | | | |
| TOTALS | RPI 1-25 | RPI 26-50 | W-L RECORDS | RPI 51-100 | RPI 101-150 | RPI 150+ | | | |
| 11- 7 | 1- 2 | 0- 2 | OVERALL | 1- 1 | 2- 2 | 7- 0 | | | |
| 9- 1 | 1- 1 | 0- 0 | HOME | 0- 0 | 1- 0 | 7- 0 | | | |
| 2- 4 | 0- 0 | 0- 1 | AWAY | 1- 1 | 1- 2 | 0- 0 | | | |
| 0- 2 | 0- 1 | 0- 1 | NEUTRAL | 0- 0 | 0- 0 | 0- 0 | | | |
| 8- 4 | 1- 1 | 0- 2 | NON-CONFERENCE | 0- 1 | 2- 0 | 5- 0 | | | |
| 7- 0 | 1- 0 | 0- 0 | HOME | 0- 0 | 1- 0 | 5- 0 | | | |
| 1- 2 | 0- 0 | 0- 1 | AWAY | 0- 1 | 1- 0 | 0- 0 | | | |
| 0- 2 | 0- 1 | 0- 1 | NEUTRAL | 0- 0 | 0- 0 | 0- 0 | | | |
| 3- 3 | 0- 1 | 0- 0 | CONFERENCE | 1- 0 | 0- 2 | 2- 0 | | | |
| 2- 1 | 0- 1 | 0- 0 | HOME | 0- 0 | 0- 0 | 2- 0 | | | |
| 1- 2 | 0- 0 | 0- 0 | AWAY | 1- 0 | 0- 2 | 0- 0 | | | |
| 0- 0 | 0- 0 | 0- 0 | NEUTRAL | 0- 0 | 0- 0 | 0- 0 | | | |

| RPI 1-25 | | | | RPI 26-50 | | | | RPI 51-100 Team's RPI: 58 | | | | RPI 101+ | | | |
|--------------------|---|---------------|-------|-----------|---|-------------------|-------|---------------------------|---|------------|-------|----------|---|-------------------|-------|
| RPI | S | Opponent | Score | RPI | S | Opponent | Score | RPI | S | Opponent | Score | RPI | S | Opponent | Score |
| 6 | N | UCLA | 56 61 | 31 | A | FGCU | 50 72 | 64 | A | Belmont | 37 72 | 103 | A | Cincinnati | 64 81 |
| 7 | H | UConn | 52 59 | 45 | N | James Madison | 43 46 | 78 | A | South Fla. | 64 57 | 125 | A | Tulane | 59 60 |
| 22 | H | Central Mich. | 64 58 | | | | | | | | | 137 | A | SFA | 63 57 |
| | | | | | | | | | | | | 139 | H | Wright St. | 69 53 |
| | | | | | | | | | | | | 160 | H | Memphis | 82 66 |
| | | | | | | | | | | | | 177 | H | Saint Mary's (CA) | 67 58 |
| | | | | | | | | | | | | 182 | H | Quinnipiac | 80 58 |
| | | | | | | | | | | | | 229 | H | Delaware | 75 49 |
| | | | | | | | | | | | | 243 | H | Stetson | 66 40 |
| | | | | | | | | | | | | 271 | H | East Carolina | 91 55 |
| | | | | | | | | | | | | 285 | H | Pittsburgh | 74 58 |
| ----- | | | | | | | | | | | | | | | |
| LAST 10 Division I | | | | | | | | | | | | | | | |
| 160 | H | Memphis | 82 66 | 271 | H | East Carolina | 91 55 | | | | | | | | |
| 125 | A | Tulane | 59 60 | 22 | H | Central Mich. | 64 58 | | | | | | | | |
| 78 | A | South Fla. | 64 57 | 139 | H | Wright St. | 69 53 | | | | | | | | |
| 7 | H | UConn | 52 59 | 177 | H | Saint Mary's (CA) | 67 58 | | | | | | | | |
| 103 | A | Cincinnati | 64 81 | 182 | H | Quinnipiac | 80 58 | | | | | | | | |

Non-Div I Games:

UCF

| | | | | | | | | | | |
|-------------------|----------|-----------|----------------|------------|-------------|---------------|------|------|-------|-----------|
| Average RPI Win: | 114 | WON-LOST | WINNING | LAST 10 | STRENGTH OF | OPP. STRENGTH | TEAM | ADJ. | CONF. | ADJ CONF. |
| Average RPI Loss: | 72 | RECORD | PCT. RANK | GAMES | SCHEDULE | OF SCHEDULE | RPI | RPI | RPI | RPI |
| DIV. I ONLY | 18- 1 | 5 | 9-1 | 43 | 20 | 6 | 6 | 1 | 1 | |
| DIV. I NON-CONF. | 11- 0 | 1 | 2-0 | 113 | 31 | 10 | 10 | 1 | 1 | |
| TOTALS | RPI 1-25 | RPI 26-50 | W-L RECORDS | RPI 51-100 | RPI 101-150 | RPI 150+ | | | | |
| 18- 1 | 1- 0 | 5- 0 | OVERALL | 5- 1 | 2- 0 | 5- 0 | | | | |
| 11- 0 | 0- 0 | 3- 0 | HOME | 2- 0 | 2- 0 | 4- 0 | | | | |
| 6- 1 | 1- 0 | 2- 0 | AWAY | 2- 1 | 0- 0 | 1- 0 | | | | |
| 1- 0 | 0- 0 | 0- 0 | NEUTRAL | 1- 0 | 0- 0 | 0- 0 | | | | |
| 11- 0 | 1- 0 | 2- 0 | NON-CONFERENCE | 2- 0 | 1- 0 | 5- 0 | | | | |
| 6- 0 | 0- 0 | 1- 0 | HOME | 0- 0 | 1- 0 | 4- 0 | | | | |
| 4- 0 | 1- 0 | 1- 0 | AWAY | 1- 0 | 0- 0 | 1- 0 | | | | |
| 1- 0 | 0- 0 | 0- 0 | NEUTRAL | 1- 0 | 0- 0 | 0- 0 | | | | |
| 7- 1 | 0- 0 | 3- 0 | CONFERENCE | 3- 1 | 1- 0 | 0- 0 | | | | |
| 5- 0 | 0- 0 | 2- 0 | HOME | 2- 0 | 1- 0 | 0- 0 | | | | |
| 2- 1 | 0- 0 | 1- 0 | AWAY | 1- 1 | 0- 0 | 0- 0 | | | | |
| 0- 0 | 0- 0 | 0- 0 | NEUTRAL | 0- 0 | 0- 0 | 0- 0 | | | | |

| RPI 1-25 | | | | Team's RPI: 6 | | | | RPI 26-50 | | | | RPI 51-100 | | | | RPI 101+ | | | |
|--------------------|---|----------|-------|---------------|--|--|--|-----------|---|---------------------|--------|------------|---|---------------------|-------|----------|---|----------------|-------|
| RPI | S | Opponent | Score | | | | | RPI | S | Opponent | Score | RPI | S | Opponent | Score | RPI | S | Opponent | Score |
| 14 | A | Indiana | 68 58 | | | | | 27 | H | Arizona St. | 68 66 | 58 | N | UCF | 61 56 | 106 | H | Pacific | 68 57 |
| | | | | | | | | 33 | H | Arizona | 70 58 | 72 | A | Southern California | 68 70 | 107 | H | Washington | 85 80 |
| | | | | | | | | 34 | A | Virginia | 73 62 | 72 | H | Southern California | 83 59 | 204 | H | Northern Colo. | 92 58 |
| | | | | | | | | 43 | A | Colorado | 65 62 | 75 | A | Georgia | 59 50 | 245 | H | LMU (CA) | 74 52 |
| | | | | | | | | 44 | H | Yale | 100 65 | 85 | H | Washington St. | 66 50 | 248 | A | CSUN | 58 44 |
| | | | | | | | | | | | | 97 | A | Utah | 84 54 | 263 | H | Long Beach St. | 86 51 |
| | | | | | | | | | | | | | | | | 301 | H | Weber St. | 85 45 |
| LAST 10 Division I | | | | | | | | | | | | | | | | | | | |
| | | | | | | | | 85 | H | Washington St. | 66 50 | 33 | H | Arizona | 70 58 | | | | |
| | | | | | | | | 107 | H | Washington | 85 80 | 27 | H | Arizona St. | 68 66 | | | | |
| | | | | | | | | 72 | A | Southern California | 68 70 | 72 | H | Southern California | 83 59 | | | | |
| | | | | | | | | 43 | A | Colorado | 65 62 | 14 | A | Indiana | 68 58 | | | | |
| | | | | | | | | 97 | A | Utah | 84 54 | 75 | A | Georgia | 59 50 | | | | |

Non-Div I Games:

UCLA

| | | | | | | | | | | |
|-------------------|----------|-----------|----------------|------------|-------------|---------------|------|------|-------|-----------|
| Average RPI Win: | 109 | WON-LOST | WINNING | LAST 10 | STRENGTH OF | OPP. STRENGTH | TEAM | ADJ. | CONF. | ADJ CONF. |
| Average RPI Loss: | 9 | RECORD | PCT. RANK | GAMES | SCHEDULE | OF SCHEDULE | RPI | RPI | RPI | RPI |
| DIV. I ONLY | 18- 1 | 5 | 9-1 | 51 | 2 | 7 | 7 | 9 | 9 | |
| DIV. I NON-CONF. | 10- 1 | 19 | 2-1 | 8 | 1 | 2 | 2 | 8 | 8 | |
| TOTALS | RPI 1-25 | RPI 26-50 | W-L RECORDS | RPI 51-100 | RPI 101-150 | RPI 150+ | | | | |
| 18- 1 | 2- 1 | 2- 0 | OVERALL | 6- 0 | 2- 0 | 6- 0 | | | | |
| 7- 1 | 0- 1 | 1- 0 | HOME | 1- 0 | 2- 0 | 3- 0 | | | | |
| 10- 0 | 2- 0 | 0- 0 | AWAY | 5- 0 | 0- 0 | 3- 0 | | | | |
| 1- 0 | 0- 0 | 1- 0 | NEUTRAL | 0- 0 | 0- 0 | 0- 0 | | | | |
| 10- 1 | 2- 1 | 2- 0 | NON-CONFERENCE | 4- 0 | 2- 0 | 0- 0 | | | | |
| 4- 1 | 0- 1 | 1- 0 | HOME | 1- 0 | 2- 0 | 0- 0 | | | | |
| 5- 0 | 2- 0 | 0- 0 | AWAY | 3- 0 | 0- 0 | 0- 0 | | | | |
| 1- 0 | 0- 0 | 1- 0 | NEUTRAL | 0- 0 | 0- 0 | 0- 0 | | | | |
| 8- 0 | 0- 0 | 0- 0 | CONFERENCE | 2- 0 | 0- 0 | 6- 0 | | | | |
| 3- 0 | 0- 0 | 0- 0 | HOME | 0- 0 | 0- 0 | 3- 0 | | | | |
| 5- 0 | 0- 0 | 0- 0 | AWAY | 2- 0 | 0- 0 | 3- 0 | | | | |
| 0- 0 | 0- 0 | 0- 0 | NEUTRAL | 0- 0 | 0- 0 | 0- 0 | | | | |

| RPI | S | Opponent | Score | RPI | S | Opponent | Score | RPI | S | Opponent | Score | RPI | S | Opponent | Score |
|--------------------|---|---------------|-------|-----|---|-------------|-------|-----|---|------------|-------|-----|---|---------------|-------|
| 9 | H | Baylor | 58 74 | 34 | H | Virginia | 83 44 | 51 | H | Tennessee | 60 45 | 126 | H | California | 72 61 |
| 17 | A | DePaul | 84 74 | 38 | N | Oklahoma | 97 53 | 54 | A | Temple | 83 54 | 127 | H | Notre Dame | 81 57 |
| 25 | A | Ohio St. | 73 62 | | | | | 58 | A | UCF | 59 52 | 160 | A | Memphis | 68 56 |
| | | | | | | | | 74 | A | Seton Hall | 92 78 | 161 | H | Houston | 91 51 |
| | | | | | | | | 79 | A | Dayton | 75 37 | 166 | H | Wichita St. | 83 55 |
| | | | | | | | | 83 | A | Vanderbilt | 64 51 | 214 | A | SMU | 80 42 |
| | | | | | | | | | | | | 216 | H | Tulsa | 92 34 |
| | | | | | | | | | | | | 271 | A | East Carolina | 98 42 |
| LAST 10 Division I | | | | | | | | | | | | | | | |
| 271 | A | East Carolina | 98 42 | 161 | H | Houston | 91 51 | 9 | H | Baylor | 58 74 | | | | |
| 51 | H | Tennessee | 60 45 | 214 | A | SMU | 80 42 | | | | | | | | |
| 216 | H | Tulsa | 92 34 | 166 | H | Wichita St. | 83 55 | | | | | | | | |
| 58 | A | UCF | 59 52 | 38 | N | Oklahoma | 97 53 | | | | | | | | |
| 160 | A | Memphis | 68 56 | | | | | | | | | | | | |

Non-Div I Games:

UConn

| | | | | | | | | | | |
|-------------------|----------|-----------|----------------|------------|-------------|---------------|------|------|-------|-----------|
| Average RPI Win: | 310 | WON-LOST | WINNING | LAST 10 | STRENGTH OF | OPP. STRENGTH | TEAM | ADJ. | CONF. | ADJ CONF. |
| Average RPI Loss: | 184 | RECORD | PCT. RANK | GAMES | SCHEDULE | OF SCHEDULE | RPI | RPI | RPI | RPI |
| DIV. I ONLY | 2- 18 | 339 | 1-9 | 278 | 235 | 338 | 338 | 21 | 21 | |
| DIV. I NON-CONF. | 1- 10 | 329 | 0-1 | 296 | 195 | 336 | 336 | 18 | 18 | |
| TOTALS | RPI 1-25 | RPI 26-50 | W-L RECORDS | RPI 51-100 | RPI 101-150 | RPI 150+ | | | | |
| 2- 18 | 0- 1 | 0- 0 | OVERALL | 0- 2 | 0- 3 | 2- 12 | | | | |
| 1- 9 | 0- 1 | 0- 0 | HOME | 0- 1 | 0- 2 | 1- 5 | | | | |
| 1- 9 | 0- 0 | 0- 0 | AWAY | 0- 1 | 0- 1 | 1- 7 | | | | |
| 0- 0 | 0- 0 | 0- 0 | NEUTRAL | 0- 0 | 0- 0 | 0- 0 | | | | |
| 1- 10 | 0- 1 | 0- 0 | NON-CONFERENCE | 0- 1 | 0- 1 | 1- 7 | | | | |
| 0- 5 | 0- 1 | 0- 0 | HOME | 0- 0 | 0- 1 | 0- 3 | | | | |
| 1- 5 | 0- 0 | 0- 0 | AWAY | 0- 1 | 0- 0 | 1- 4 | | | | |
| 0- 0 | 0- 0 | 0- 0 | NEUTRAL | 0- 0 | 0- 0 | 0- 0 | | | | |
| 1- 8 | 0- 0 | 0- 0 | CONFERENCE | 0- 1 | 0- 2 | 1- 5 | | | | |
| 1- 4 | 0- 0 | 0- 0 | HOME | 0- 1 | 0- 1 | 1- 2 | | | | |
| 0- 4 | 0- 0 | 0- 0 | AWAY | 0- 0 | 0- 1 | 0- 3 | | | | |
| 0- 0 | 0- 0 | 0- 0 | NEUTRAL | 0- 0 | 0- 0 | 0- 0 | | | | |

| RPI 1-25 | | | | RPI 26-50 | | | | RPI 51-100 | | | | RPI 101+ | | | | Team's RPI: 338 | |
|--------------------|---|--------------|-------|-----------|---|----------------|-------|------------|---|----------|-------|----------|---|-------------------|-------|-----------------|--|
| RPI | S | Opponent | Score | RPI | S | Opponent | Score | RPI | S | Opponent | Score | RPI | S | Opponent | Score | | |
| 16 | H | Florida St. | 42 86 | | | | | 61 | H | IUPUI | 49 88 | 132 | H | Western Mich. | 52 80 | | |
| | | | | | | | | 82 | A | Kansas | 50 91 | 139 | H | Wright St. | 43 58 | | |
| | | | | | | | | | | | | 143 | A | Green Bay | 36 73 | | |
| | | | | | | | | | | | | 164 | A | Valparaiso | 37 63 | | |
| | | | | | | | | | | | | 169 | A | Kansas St. | 40 84 | | |
| | | | | | | | | | | | | 179 | H | Eastern Mich. | 59 68 | | |
| | | | | | | | | | | | | 189 | A | Miami (OH) | 35 85 | | |
| | | | | | | | | | | | | 195 | A | Cleveland St. | 44 84 | | |
| | | | | | | | | | | | | 210 | A | Youngstown St. | 65 77 | | |
| | | | | | | | | | | | | 228 | H | Northern Ky. | 46 88 | | |
| | | | | | | | | | | | | 242 | H | Eastern Ill. | 45 80 | | |
| | | | | | | | | | | | | 264 | A | Milwaukee | 55 71 | | |
| | | | | | | | | | | | | 269 | H | Indiana St. | 40 61 | | |
| | | | | | | | | | | | | 273 | H | Oakland | 70 64 | | |
| | | | | | | | | | | | | 308 | A | Purdue Fort Wayne | 50 61 | | |
| | | | | | | | | | | | | 314 | H | Detroit Mercy | 62 70 | | |
| | | | | | | | | | | | | 347 | A | Chicago St. | 73 61 | | |
| LAST 10 Division I | | | | | | | | | | | | | | | | | |
| 61 | H | IUPUI | 49 88 | 273 | H | Oakland | 70 64 | | | | | | | | | | |
| 143 | A | Green Bay | 36 73 | 314 | H | Detroit Mercy | 62 70 | | | | | | | | | | |
| 264 | A | Milwaukee | 55 71 | 210 | A | Youngstown St. | 65 77 | | | | | | | | | | |
| 228 | H | Northern Ky. | 46 88 | 195 | A | Cleveland St. | 44 84 | | | | | | | | | | |
| 139 | H | Wright St. | 43 58 | 179 | H | Eastern Mich. | 59 68 | | | | | | | | | | |

Non-Div I Games:

UIC

■ Loss,
 ■ Non-Conf,
 S Site,
 ■ Home
 ■ Away
 N Neutral

| | | | | | | | | | | |
|-------------------|----------|-----------|----------------|------------|-------------|---------------|------|------|-------|-----------|
| Average RPI Win: | 282 | WON-LOST | WINNING | LAST 10 | STRENGTH OF | OPP. STRENGTH | TEAM | ADJ. | CONF. | ADJ CONF. |
| Average RPI Loss: | 211 | RECORD | PCT. RANK | GAMES | SCHEDULE | OF SCHEDULE | RPI | RPI | RPI | RPI |
| DIV. I ONLY | 5- 12 | 279 | 4-6 | 293 | 336 | 306 | 306 | 28 | 28 | |
| DIV. I NON-CONF. | 3- 7 | 252 | 2-1 | 308 | 322 | 314 | 314 | 28 | 28 | |
| TOTALS | RPI 1-25 | RPI 26-50 | W-L RECORDS | RPI 51-100 | RPI 101-150 | RPI 150+ | | | | |
| 5- 12 | 0- 0 | 0- 0 | OVERALL | 0- 1 | 0- 1 | 5- 10 | | | | |
| 3- 3 | 0- 0 | 0- 0 | HOME | 0- 0 | 0- 0 | 3- 3 | | | | |
| 2- 7 | 0- 0 | 0- 0 | AWAY | 0- 1 | 0- 1 | 2- 5 | | | | |
| 0- 2 | 0- 0 | 0- 0 | NEUTRAL | 0- 0 | 0- 0 | 0- 2 | | | | |
| 3- 7 | 0- 0 | 0- 0 | NON-CONFERENCE | 0- 0 | 0- 1 | 3- 6 | | | | |
| 2- 1 | 0- 0 | 0- 0 | HOME | 0- 0 | 0- 0 | 2- 1 | | | | |
| 1- 4 | 0- 0 | 0- 0 | AWAY | 0- 0 | 0- 1 | 1- 3 | | | | |
| 0- 2 | 0- 0 | 0- 0 | NEUTRAL | 0- 0 | 0- 0 | 0- 2 | | | | |
| 2- 5 | 0- 0 | 0- 0 | CONFERENCE | 0- 1 | 0- 0 | 2- 4 | | | | |
| 1- 2 | 0- 0 | 0- 0 | HOME | 0- 0 | 0- 0 | 1- 2 | | | | |
| 1- 3 | 0- 0 | 0- 0 | AWAY | 0- 1 | 0- 0 | 1- 2 | | | | |
| 0- 0 | 0- 0 | 0- 0 | NEUTRAL | 0- 0 | 0- 0 | 0- 0 | | | | |

| RPI 1-25 | | | | RPI 26-50 | | | | RPI 51-100 | | | | RPI 101+ | | | | Team's RPI: 306 | |
|--------------------|---|----------|-------|-----------|---|---------------|-------|------------|-----|-------------|--------------|----------|-----|----------|----------------|-----------------|----|
| RPI | S | Opponent | Score | RPI | S | Opponent | Score | RPI | S | Opponent | Score | RPI | S | Opponent | Score | | |
| | | | | | | | | 96 | A | Stony Brook | 45 | 57 | 114 | A | Syracuse | 48 | 82 |
| | | | | | | | | | | | | | 157 | A | William & Mary | 48 | 76 |
| | | | | | | | | | | | | | 180 | H | Binghamton | 43 | 61 |
| | | | | | | | | | | | | | 198 | N | La Salle | 58 | 74 |
| | | | | | | | | | | | | | 202 | A | Lafayette | 65 | 58 |
| | | | | | | | | | | | | | 220 | A | UMass Lowell | 64 | 75 |
| | | | | | | | | | | | | | 235 | N | Kennesaw St. | 44 | 59 |
| | | | | | | | | | | | | | 238 | H | Howard | 61 | 72 |
| | | | | | | | | | | | | | 240 | A | Mt. St. Mary's | 61 | 71 |
| | | | | | | | | | | | | | 255 | A | Maine | 74 | 54 |
| | | | | | | | | | | | | | 267 | H | Morgan St. | 65 | 63 |
| | | | | | | | | | | | | | 279 | H | New Hampshire | 63 | 72 |
| | | | | | | | | | | | | | 281 | A | Vermont | 58 | 60 |
| | | | | | | | | | | | | | 292 | A | Wagner | 60 | 67 |
| | | | | | | | | | | | | | 343 | H | Coppin St. | 71 | 48 |
| | | | | | | | | | | | | | 345 | H | Hartford | 61 | 54 |
| LAST 10 Division I | | | | | | | | | | | | | | | | | |
| | | | | 255 | A | Maine | 74 | 54 | 220 | A | UMass Lowell | 64 | 75 | | | | |
| | | | | 345 | H | Hartford | 61 | 54 | 96 | A | Stony Brook | 45 | 57 | | | | |
| | | | | 279 | H | New Hampshire | 63 | 72 | 202 | A | Lafayette | 65 | 58 | | | | |
| | | | | 281 | A | Vermont | 58 | 60 | 267 | H | Morgan St. | 65 | 63 | | | | |
| | | | | 180 | H | Binghamton | 43 | 61 | 114 | A | Syracuse | 48 | 82 | | | | |

Non-Div I Games: Gettysburg 92 50

UMBC

■ Loss,
 ■ Non-Conf,
 ■ S Site,
 ■ H Home
 ■ A Away
 N Neutral

| | | | | | | | | | | |
|-------------------|----------|-----------|----------------|------------|-------------|---------------|------|------|-------|-----------|
| Average RPI Win: | 284 | WON-LOST | WINNING | LAST 10 | STRENGTH OF | OPP. STRENGTH | TEAM | ADJ. | CONF. | ADJ CONF. |
| Average RPI Loss: | 165 | RECORD | PCT. RANK | GAMES | SCHEDULE | OF SCHEDULE | RPI | RPI | RPI | RPI |
| DIV. I ONLY | 2- 14 | 334 | 2-8 | 186 | 268 | 325 | 325 | 30 | 30 | |
| DIV. I NON-CONF. | 1- 10 | 329 | 1-4 | 136 | 177 | 310 | 310 | 31 | 31 | |
| TOTALS | RPI 1-25 | RPI 26-50 | W-L RECORDS | RPI 51-100 | RPI 101-150 | RPI 150+ | | | | |
| 2- 14 | 0- 0 | 0- 2 | OVERALL | 0- 1 | 0- 4 | 2- 7 | | | | |
| 2- 5 | 0- 0 | 0- 0 | HOME | 0- 0 | 0- 2 | 2- 3 | | | | |
| 0- 9 | 0- 0 | 0- 2 | AWAY | 0- 1 | 0- 2 | 0- 4 | | | | |
| 0- 0 | 0- 0 | 0- 0 | NEUTRAL | 0- 0 | 0- 0 | 0- 0 | | | | |
| 1- 10 | 0- 0 | 0- 2 | NON-CONFERENCE | 0- 1 | 0- 3 | 1- 4 | | | | |
| 1- 3 | 0- 0 | 0- 0 | HOME | 0- 0 | 0- 1 | 1- 2 | | | | |
| 0- 7 | 0- 0 | 0- 2 | AWAY | 0- 1 | 0- 2 | 0- 2 | | | | |
| 0- 0 | 0- 0 | 0- 0 | NEUTRAL | 0- 0 | 0- 0 | 0- 0 | | | | |
| 1- 4 | 0- 0 | 0- 0 | CONFERENCE | 0- 0 | 0- 1 | 1- 3 | | | | |
| 1- 2 | 0- 0 | 0- 0 | HOME | 0- 0 | 0- 1 | 1- 1 | | | | |
| 0- 2 | 0- 0 | 0- 0 | AWAY | 0- 0 | 0- 0 | 0- 2 | | | | |
| 0- 0 | 0- 0 | 0- 0 | NEUTRAL | 0- 0 | 0- 0 | 0- 0 | | | | |

| RPI 1-25 | | | | RPI 26-50 | | | | RPI 51-100 | | | | RPI 101+ Team's RPI: 325 | | | |
|--------------------|---|----------|-------|-----------|---|--------------------|-------|------------|---|----------------|-------|--------------------------|---|--------------------|-------|
| RPI | S | Opponent | Score | RPI | S | Opponent | Score | RPI | S | Opponent | Score | RPI | S | Opponent | Score |
| | | | | 26 | A | Virginia Tech | 43 86 | 76 | A | Charlotte | 44 64 | 114 | A | Syracuse | 50 65 |
| | | | | 32 | A | Old Dominion | 39 48 | | | | | 118 | H | Richmond | 52 64 |
| | | | | | | | | | | | | 121 | A | UNC Greensboro | 48 86 |
| | | | | | | | | | | | | 136 | H | N.C. A&T | 31 67 |
| | | | | | | | | | | | | 157 | A | William & Mary | 50 78 |
| | | | | | | | | | | | | 174 | A | Norfolk St. | 45 68 |
| | | | | | | | | | | | | 221 | H | Georgetown | 39 57 |
| | | | | | | | | | | | | 238 | H | Howard | 58 79 |
| | | | | | | | | | | | | 240 | H | Mt. St. Mary's | 78 76 |
| | | | | | | | | | | | | 270 | H | Longwood | 62 71 |
| | | | | | | | | | | | | 271 | A | East Carolina | 42 57 |
| | | | | | | | | | | | | 327 | H | N.C. Central | 65 63 |
| | | | | | | | | | | | | 349 | A | South Carolina St. | 55 60 |
| LAST 10 Division I | | | | | | | | | | | | | | | |
| | | | | 349 | A | South Carolina St. | 55 60 | 76 | A | Charlotte | 44 64 | | | | |
| | | | | 174 | A | Norfolk St. | 45 68 | 221 | H | Georgetown | 39 57 | | | | |
| | | | | 327 | H | N.C. Central | 65 63 | 270 | H | Longwood | 62 71 | | | | |
| | | | | 136 | H | N.C. A&T | 31 67 | 240 | H | Mt. St. Mary's | 78 76 | | | | |
| | | | | 238 | H | Howard | 58 79 | 32 | A | Old Dominion | 39 48 | | | | |

Non-Div I Games: Greensboro 65 48 Wesley 75 29

UMES

Loss, Non-Conf, S Site, H Home A Away N Neutral

| RPI 1-25 | | | | RPI 26-50 | | | | RPI 51-100 | | | | RPI 101+ | | | | Team's RPI: 227 | |
|--------------------|---|--------------------|-------|-----------|---|---------------|-------|------------|---|----------|-------|----------|---|--------------------|-------|-----------------|--|
| RPI | S | Opponent | Score | RPI | S | Opponent | Score | RPI | S | Opponent | Score | RPI | S | Opponent | Score | | |
| 12 | A | Missouri St. | 58 83 | | | | | 100 | H | Davidson | 64 74 | 102 | H | Loyola Chicago | 67 72 | | |
| | | | | | | | | | | | | 106 | A | Pacific | 60 89 | | |
| | | | | | | | | | | | | 108 | H | Liberty | 44 68 | | |
| | | | | | | | | | | | | 145 | H | Missouri | 59 56 | | |
| | | | | | | | | | | | | 158 | A | CSU Bakersfield | 60 70 | | |
| | | | | | | | | | | | | 169 | H | Kansas St. | 67 74 | | |
| | | | | | | | | | | | | 186 | H | Portland St. | 87 69 | | |
| | | | | | | | | | | | | 212 | A | George Mason | 64 58 | | |
| | | | | | | | | | | | | 253 | A | Grand Canyon | 74 53 | | |
| | | | | | | | | | | | | 288 | H | Denver | 83 79 | | |
| | | | | | | | | | | | | 289 | H | Eastern Wash. | 66 55 | | |
| | | | | | | | | | | | | 296 | H | California Baptist | 75 65 | | |
| | | | | | | | | | | | | 300 | A | Omaha | 53 57 | | |
| | | | | | | | | | | | | 310 | H | New Mexico St. | 56 52 | | |
| | | | | | | | | | | | | 324 | H | UTRGV | 60 56 | | |
| | | | | | | | | | | | | 326 | A | Utah Valley | 41 62 | | |
| | | | | | | | | | | | | 331 | A | Seattle U | 76 65 | | |
| LAST 10 Division I | | | | | | | | | | | | | | | | | |
| 296 | H | California Baptist | 75 65 | 326 | A | Utah Valley | 41 62 | | | | | | | | | | |
| 253 | A | Grand Canyon | 74 53 | 331 | A | Seattle U | 76 65 | | | | | | | | | | |
| 158 | A | CSU Bakersfield | 60 70 | 108 | H | Liberty | 44 68 | | | | | | | | | | |
| 310 | H | New Mexico St. | 56 52 | 289 | H | Eastern Wash. | 66 55 | | | | | | | | | | |
| 324 | H | UTRGV | 60 56 | 169 | H | Kansas St. | 67 74 | | | | | | | | | | |

UMKC

Page 309

| | | | | | | | | | | |
|-------------------|--------------|------------|----------------|------------|-------------|---------------|------------|-----------|-----------|-----------|
| Average RPI Win: | 299 | WON-LOST | WINNING | LAST 10 | STRENGTH OF | OPP. STRENGTH | TEAM | ADJ. | CONF. | ADJ CONF. |
| Average RPI Loss: | 116 | RECORD | PCT. RANK | GAMES | SCHEDULE | OF SCHEDULE | RPI | RPI | RPI | RPI |
| DIV. I ONLY | 11- 9 | 150 | 8-2 | 277 | 309 | 220 | 220 | 28 | 28 | |
| DIV. I NON-CONF. | 4- 9 | 250 | 1-2 | 208 | 299 | 269 | 269 | 28 | 28 | |
| TOTALS | RPI 1-25 | RPI 26-50 | W-L RECORDS | RPI 51-100 | RPI 101-150 | RPI 150+ | | | | |
| 11- 9 | 0- 0 | 0- 1 | OVERALL | 0- 3 | 0- 3 | 11- 2 | | | | |
| 7- 4 | 0- 0 | 0- 1 | HOME | 0- 0 | 0- 2 | 7- 1 | | | | |
| 4- 5 | 0- 0 | 0- 0 | AWAY | 0- 3 | 0- 1 | 4- 1 | | | | |
| 0- 0 | 0- 0 | 0- 0 | NEUTRAL | 0- 0 | 0- 0 | 0- 0 | | | | |
| 4- 9 | 0- 0 | 0- 1 | NON-CONFERENCE | 0- 3 | 0- 3 | 4- 2 | | | | |
| 2- 4 | 0- 0 | 0- 1 | HOME | 0- 0 | 0- 2 | 2- 1 | | | | |
| 2- 5 | 0- 0 | 0- 0 | AWAY | 0- 3 | 0- 1 | 2- 1 | | | | |
| 0- 0 | 0- 0 | 0- 0 | NEUTRAL | 0- 0 | 0- 0 | 0- 0 | | | | |
| 7- 0 | 0- 0 | 0- 0 | CONFERENCE | 0- 0 | 0- 0 | 7- 0 | | | | |
| 5- 0 | 0- 0 | 0- 0 | HOME | 0- 0 | 0- 0 | 5- 0 | | | | |
| 2- 0 | 0- 0 | 0- 0 | AWAY | 0- 0 | 0- 0 | 2- 0 | | | | |
| 0- 0 | 0- 0 | 0- 0 | NEUTRAL | 0- 0 | 0- 0 | 0- 0 | | | | |

| RPI 1-25 | | | | RPI 26-50 | | | | RPI 51-100 | | | | RPI 101+ | | | | Team's RPI: 220 | |
|--------------------|---|----------|-------|-----------|---|-------------|-------|------------|---|---------------------|-------|----------|---|---------------------|-------|-----------------|--|
| RPI | S | Opponent | Score | RPI | S | Opponent | Score | RPI | S | Opponent | Score | RPI | S | Opponent | Score | | |
| | | | | 44 | H | Yale | 59 67 | 82 | A | Kansas | 44 79 | 129 | H | Cornell | 56 70 | | |
| | | | | | | | | 89 | A | Boston College | 46 89 | 131 | A | Providence | 38 63 | | |
| | | | | | | | | 91 | A | Colgate | 51 73 | 150 | H | Massachusetts | 58 74 | | |
| | | | | | | | | | | | | 159 | H | Dartmouth | 51 62 | | |
| | | | | | | | | | | | | 171 | A | Merrimack | 50 73 | | |
| | | | | | | | | | | | | 180 | A | Binghamton | 66 56 | | |
| | | | | | | | | | | | | 255 | H | Maine | 66 57 | | |
| | | | | | | | | | | | | 279 | H | New Hampshire | 58 53 | | |
| | | | | | | | | | | | | 281 | H | Vermont | 61 47 | | |
| | | | | | | | | | | | | 306 | H | UMBC | 75 64 | | |
| | | | | | | | | | | | | 307 | A | Bryant | 55 35 | | |
| | | | | | | | | | | | | 313 | H | Albany (NY) | 53 51 | | |
| | | | | | | | | | | | | 335 | H | Fairleigh Dickinson | 61 56 | | |
| | | | | | | | | | | | | 344 | A | Central Conn. St. | 56 54 | | |
| | | | | | | | | | | | | 345 | A | Hartford | 68 63 | | |
| | | | | | | | | | | | | 348 | H | LIU Brooklyn | 65 56 | | |
| LAST 10 Division I | | | | | | | | | | | | | | | | | |
| | | | | 281 | H | Vermont | 61 47 | 306 | H | UMBC | 75 64 | | | | | | |
| | | | | 313 | H | Albany (NY) | 53 51 | 279 | H | New Hampshire | 58 53 | | | | | | |
| | | | | 255 | H | Maine | 66 57 | 335 | H | Fairleigh Dickinson | 61 56 | | | | | | |
| | | | | 180 | A | Binghamton | 66 56 | 171 | A | Merrimack | 50 73 | | | | | | |
| | | | | 345 | A | Hartford | 68 63 | 159 | H | Dartmouth | 51 62 | | | | | | |

Non-Div I Games:

UMass Lowell

■ Loss,
 ■ Non-Conf, S Site,
 ■ Home
 ■ Away
 N Neutral

UNC Asheville

Through Games Of Jan. 26, 2020

| | | | | | | | | | | |
|-------------------|----------|-----------|----------------|------------|-------------|---------------|------|------|-------|-----------|
| Average RPI Win: | 266 | WON-LOST | WINNING | LAST 10 | STRENGTH OF | OPP. STRENGTH | TEAM | ADJ. | CONF. | ADJ CONF. |
| Average RPI Loss: | 213 | RECORD | PCT. RANK | GAMES | SCHEDULE | OF SCHEDULE | RPI | RPI | RPI | RPI |
| DIV. I ONLY | 9- 7 | 139 | 6-4 | 337 | 333 | 257 | 257 | 26 | 26 | |
| DIV. I NON-CONF. | 4- 3 | 138 | 1-0 | 339 | 283 | 246 | 246 | 27 | 27 | |
| TOTALS | RPI 1-25 | RPI 26-50 | W-L RECORDS | RPI 51-100 | RPI 101-150 | RPI 150+ | | | | |
| 9- 7 | 0- 0 | 0- 0 | OVERALL | 0- 1 | 1- 1 | 8- 5 | | | | |
| 4- 3 | 0- 0 | 0- 0 | HOME | 0- 0 | 1- 1 | 3- 2 | | | | |
| 4- 4 | 0- 0 | 0- 0 | AWAY | 0- 1 | 0- 0 | 4- 3 | | | | |
| 1- 0 | 0- 0 | 0- 0 | NEUTRAL | 0- 0 | 0- 0 | 1- 0 | | | | |
| 4- 3 | 0- 0 | 0- 0 | NON-CONFERENCE | 0- 1 | 0- 1 | 4- 1 | | | | |
| 1- 1 | 0- 0 | 0- 0 | HOME | 0- 0 | 0- 1 | 1- 0 | | | | |
| 2- 2 | 0- 0 | 0- 0 | AWAY | 0- 1 | 0- 0 | 2- 1 | | | | |
| 1- 0 | 0- 0 | 0- 0 | NEUTRAL | 0- 0 | 0- 0 | 1- 0 | | | | |
| 5- 4 | 0- 0 | 0- 0 | CONFERENCE | 0- 0 | 1- 0 | 4- 4 | | | | |
| 3- 2 | 0- 0 | 0- 0 | HOME | 0- 0 | 1- 0 | 2- 2 | | | | |
| 2- 2 | 0- 0 | 0- 0 | AWAY | 0- 0 | 0- 0 | 2- 2 | | | | |
| 0- 0 | 0- 0 | 0- 0 | NEUTRAL | 0- 0 | 0- 0 | 0- 0 | | | | |

| RPI 1-25 | | | | RPI 26-50 | | | | RPI 51-100 | | | | RPI 101+ | | | | Team's RPI: 257 | |
|--------------------|---|----------|-------|-----------|---|----------------|-------|------------|-----|------------|--------------|----------|-----|----------|--------------------|-----------------|----|
| RPI | S | Opponent | Score | RPI | S | Opponent | Score | RPI | S | Opponent | Score | RPI | S | Opponent | Score | | |
| | | | | | | | | 63 | A | Miami (FL) | 46 | 75 | 121 | H | UNC Greensboro | 40 | 67 |
| | | | | | | | | | | | | | 142 | H | Campbell | 60 | 52 |
| | | | | | | | | | | | | | 183 | A | Hampton | 59 | 68 |
| | | | | | | | | | | | | | 208 | H | High Point | 76 | 60 |
| | | | | | | | | | | | | | 230 | A | Radford | 63 | 50 |
| | | | | | | | | | | | | | 237 | H | Gardner-Webb | 59 | 65 |
| | | | | | | | | | | | | | 239 | A | ETSU | 72 | 54 |
| | | | | | | | | | | | | | 258 | N | Southern U. | 53 | 34 |
| | | | | | | | | | | | | | 270 | A | Longwood | 56 | 73 |
| | | | | | | | | | | | | | 284 | A | Wofford | 38 | 75 |
| | | | | | | | | | | | | | 299 | H | Presbyterian | 54 | 39 |
| | | | | | | | | | | | | | 332 | A | Western Caro. | 64 | 47 |
| | | | | | | | | | | | | | 333 | H | Charleston So. | 48 | 60 |
| | | | | | | | | | | | | | 341 | A | USC Upstate | 68 | 48 |
| | | | | | | | | | | | | | 349 | H | South Carolina St. | 82 | 51 |
| LAST 10 Division I | | | | | | | | | | | | | | | | | |
| | | | | 270 | A | Longwood | 56 | 73 | 341 | A | USC Upstate | 68 | 48 | | | | |
| | | | | 237 | H | Gardner-Webb | 59 | 65 | 142 | H | Campbell | 60 | 52 | | | | |
| | | | | 333 | H | Charleston So. | 48 | 60 | 183 | A | Hampton | 59 | 68 | | | | |
| | | | | 230 | A | Radford | 63 | 50 | 299 | H | Presbyterian | 54 | 39 | | | | |
| | | | | 208 | H | High Point | 76 | 60 | 258 | N | Southern U. | 53 | 34 | | | | |

Non-Div I Games: Montreat 89 45 Lenoir-Rhyne 68 48

UNC Asheville

Loss, Non-Conf, S Site, H Home A Away N Neutral

UNC Greensboro

Through Games Of Jan. 26, 2020

| | | | | | | | | | | |
|-------------------|----------|-----------|----------------|------------|-------------|---------------|------|------|-------|-----------|
| Average RPI Win: | 232 | WON-LOST | WINNING | LAST 10 | STRENGTH OF | OPP. STRENGTH | TEAM | ADJ. | CONF. | ADJ CONF. |
| Average RPI Loss: | 160 | RECORD | PCT. RANK | GAMES | SCHEDULE | OF SCHEDULE | RPI | RPI | RPI | RPI |
| DIV. I ONLY | 12- 5 | 57 | 8-2 | 260 | 255 | 121 | 121 | 25 | 25 | |
| DIV. I NON-CONF. | 8- 4 | 90 | 4-1 | 176 | 293 | 102 | 102 | 23 | 23 | |
| TOTALS | RPI 1-25 | RPI 26-50 | W-L RECORDS | RPI 51-100 | RPI 101-150 | RPI 150+ | | | | |
| 12- 5 | 0- 0 | 0- 0 | OVERALL | 1- 0 | 1- 4 | 10- 1 | | | | |
| 7- 1 | 0- 0 | 0- 0 | HOME | 0- 0 | 0- 1 | 7- 0 | | | | |
| 5- 4 | 0- 0 | 0- 0 | AWAY | 1- 0 | 1- 3 | 3- 1 | | | | |
| 0- 0 | 0- 0 | 0- 0 | NEUTRAL | 0- 0 | 0- 0 | 0- 0 | | | | |
| 8- 4 | 0- 0 | 0- 0 | NON-CONFERENCE | 1- 0 | 1- 4 | 6- 0 | | | | |
| 4- 1 | 0- 0 | 0- 0 | HOME | 0- 0 | 0- 1 | 4- 0 | | | | |
| 4- 3 | 0- 0 | 0- 0 | AWAY | 1- 0 | 1- 3 | 2- 0 | | | | |
| 0- 0 | 0- 0 | 0- 0 | NEUTRAL | 0- 0 | 0- 0 | 0- 0 | | | | |
| 4- 1 | 0- 0 | 0- 0 | CONFERENCE | 0- 0 | 0- 0 | 4- 1 | | | | |
| 3- 0 | 0- 0 | 0- 0 | HOME | 0- 0 | 0- 0 | 3- 0 | | | | |
| 1- 1 | 0- 0 | 0- 0 | AWAY | 0- 0 | 0- 0 | 1- 1 | | | | |
| 0- 0 | 0- 0 | 0- 0 | NEUTRAL | 0- 0 | 0- 0 | 0- 0 | | | | |

| RPI S | Opponent | Score | RPI S | Opponent | Score | RPI S | Opponent | Score | RPI S | Opponent | Score | Team's RPI: 121 |
|--------------------|----------|-------|-------|-----------------|-------|-------|----------------------|-------|-------|----------------------|-------|-----------------|
| | | | | | | 67 | A Wake Forest | 67 65 | 108 | A Liberty | 58 53 | |
| | | | | | | | | | 118 | H Richmond | 62 70 | |
| | | | | | | | | | 122 | A Coastal Caro. | 54 63 | |
| | | | | | | | | | 136 | A N.C. A&T | 48 57 | |
| | | | | | | | | | 142 | A Campbell | 64 72 | |
| | | | | | | | | | 176 | A Furman | 59 53 | |
| | | | | | | | | | 208 | H High Point | 82 70 | |
| | | | | | | | | | 233 | H Chattanooga | 49 41 | |
| | | | | | | | | | 239 | H ETSU | 63 47 | |
| | | | | | | | | | 241 | A Col. of Charleston | 69 56 | |
| | | | | | | | | | 257 | A UNC Asheville | 67 40 | |
| | | | | | | | | | 280 | H Appalachian St. | 54 47 | |
| | | | | | | | | | 284 | A Wofford | 61 66 | |
| | | | | | | | | | 323 | H Georgia St. | 64 49 | |
| | | | | | | | | | 325 | H UMES | 86 48 | |
| | | | | | | | | | 332 | H Western Caro. | 54 43 | |
| LAST 10 Division I | | | | | | | | | | | | |
| | | | 284 | A Wofford | 61 66 | 280 | H Appalachian St. | 54 47 | | | | |
| | | | 176 | A Furman | 59 53 | 208 | H High Point | 82 70 | | | | |
| | | | 332 | H Western Caro. | 54 43 | 241 | A Col. of Charleston | 69 56 | | | | |
| | | | 233 | H Chattanooga | 49 41 | 136 | A N.C. A&T | 48 57 | | | | |
| | | | 239 | H ETSU | 63 47 | 323 | H Georgia St. | 64 49 | | | | |

Non-Div I Games: Erskine 106 44 Concord 80 45 Lenoir-Rhyne 84 59

UNC Greensboro

Loss, Non-Conf, S Site, H Home A Away N Neutral

| | | | | | | | | | | |
|-------------------|----------|-----------|----------------|------------|-------------|---------------|------|------|-------|-----------|
| Average RPI Win: | 259 | WON-LOST | WINNING | LAST 10 | STRENGTH OF | OPP. STRENGTH | TEAM | ADJ. | CONF. | ADJ CONF. |
| Average RPI Loss: | 142 | RECORD | PCT. RANK | GAMES | SCHEDULE | OF SCHEDULE | RPI | RPI | RPI | RPI |
| DIV. I ONLY | 4- 12 | 293 | 2-8 | 83 | 287 | 254 | 254 | 14 | 14 | |
| DIV. I NON-CONF. | 2- 7 | 288 | 0-3 | 120 | 335 | 278 | 278 | 14 | 14 | |
| TOTALS | RPI 1-25 | RPI 26-50 | W-L RECORDS | RPI 51-100 | RPI 101-150 | RPI 150+ | | | | |
| 4- 12 | 0- 1 | 0- 1 | OVERALL | 0- 3 | 0- 1 | 4- 6 | | | | |
| 2- 6 | 0- 0 | 0- 1 | HOME | 0- 1 | 0- 1 | 2- 3 | | | | |
| 2- 5 | 0- 1 | 0- 0 | AWAY | 0- 1 | 0- 0 | 2- 3 | | | | |
| 0- 1 | 0- 0 | 0- 0 | NEUTRAL | 0- 1 | 0- 0 | 0- 0 | | | | |
| 2- 7 | 0- 1 | 0- 0 | NON-CONFERENCE | 0- 2 | 0- 1 | 2- 3 | | | | |
| 1- 3 | 0- 0 | 0- 0 | HOME | 0- 0 | 0- 1 | 1- 2 | | | | |
| 1- 3 | 0- 1 | 0- 0 | AWAY | 0- 1 | 0- 0 | 1- 1 | | | | |
| 0- 1 | 0- 0 | 0- 0 | NEUTRAL | 0- 1 | 0- 0 | 0- 0 | | | | |
| 2- 5 | 0- 0 | 0- 1 | CONFERENCE | 0- 1 | 0- 0 | 2- 3 | | | | |
| 1- 3 | 0- 0 | 0- 1 | HOME | 0- 1 | 0- 0 | 1- 1 | | | | |
| 1- 2 | 0- 0 | 0- 0 | AWAY | 0- 0 | 0- 0 | 1- 2 | | | | |
| 0- 0 | 0- 0 | 0- 0 | NEUTRAL | 0- 0 | 0- 0 | 0- 0 | | | | |

| RPI 1-25 | | | | RPI 26-50 | | | | RPI 51-100 | | | | RPI 101+ Team's RPI: 254 | | | |
|--------------------|---|--------------------|-------|-----------|---|----------------|-------|------------|---|----------------|-------|--------------------------|---|--------------------|-------|
| RPI | S | Opponent | Score | RPI | S | Opponent | Score | RPI | S | Opponent | Score | RPI | S | Opponent | Score |
| 19 | A | NC State | 40 80 | 45 | H | James Madison | 58 66 | 57 | N | North Carolina | 45 85 | 122 | H | Coastal Caro. | 43 62 |
| | | | | | | | | 67 | A | Wake Forest | 55 65 | 153 | A | Elon | 53 77 |
| | | | | | | | | 69 | H | Drexel | 72 73 | 157 | A | William & Mary | 72 55 |
| | | | | | | | | | | | | 178 | H | Towson | 41 62 |
| | | | | | | | | | | | | 229 | H | Delaware | 71 65 |
| | | | | | | | | | | | | 235 | H | Kennesaw St. | 56 58 |
| | | | | | | | | | | | | 241 | A | Col. of Charleston | 63 67 |
| | | | | | | | | | | | | 249 | H | Winthrop | 63 75 |
| | | | | | | | | | | | | 270 | A | Longwood | 58 59 |
| | | | | | | | | | | | | 299 | A | Presbyterian | 70 60 |
| | | | | | | | | | | | | 349 | H | South Carolina St. | 84 46 |
| LAST 10 Division I | | | | | | | | | | | | | | | |
| 241 | A | Col. of Charleston | 63 67 | 69 | H | Drexel | 72 73 | | | | | | | | |
| 178 | H | Towson | 41 62 | 229 | H | Delaware | 71 65 | | | | | | | | |
| 45 | H | James Madison | 58 66 | 57 | N | North Carolina | 45 85 | | | | | | | | |
| 153 | A | Elon | 53 77 | 249 | H | Winthrop | 63 75 | | | | | | | | |
| 157 | A | William & Mary | 72 55 | 122 | H | Coastal Caro. | 43 62 | | | | | | | | |

Non-Div I Games: Catawba 75 78 Mount Olive 75 67

UNCW

Loss, Non-Conf, S Site, H Home A Away N Neutral

| | | | | | | | | | | |
|-------------------|----------|-----------|----------------|------------|-------------|---------------|------|------|-------|-----------|
| Average RPI Win: | 170 | WON-LOST | WINNING | LAST 10 | STRENGTH OF | OPP. STRENGTH | TEAM | ADJ. | CONF. | ADJ CONF. |
| Average RPI Loss: | 45 | RECORD | PCT. RANK | GAMES | SCHEDULE | OF SCHEDULE | RPI | RPI | RPI | RPI |
| DIV. I ONLY | 10- 7 | 124 | 6-4 | 86 | 11 | 55 | 55 | 7 | 7 | |
| DIV. I NON-CONF. | 7- 3 | 80 | 3-0 | 111 | 2 | 47 | 47 | 7 | 7 | |
| ----- | | | | | | | | | | |
| TOTALS | RPI 1-25 | RPI 26-50 | W-L RECORDS | RPI 51-100 | RPI 101-150 | RPI 150+ | | | | |
| 10- 7 | 1- 2 | 0- 2 | OVERALL | 3- 3 | 1- 0 | 5- 0 | | | | |
| 5- 0 | 1- 0 | 0- 0 | HOME | 1- 0 | 0- 0 | 3- 0 | | | | |
| 5- 5 | 0- 1 | 0- 2 | AWAY | 2- 2 | 1- 0 | 2- 0 | | | | |
| 0- 2 | 0- 1 | 0- 0 | NEUTRAL | 0- 1 | 0- 0 | 0- 0 | | | | |
| 7- 3 | 1- 1 | 0- 1 | NON-CONFERENCE | 2- 1 | 1- 0 | 3- 0 | | | | |
| 3- 0 | 1- 0 | 0- 0 | HOME | 1- 0 | 0- 0 | 1- 0 | | | | |
| 4- 1 | 0- 0 | 0- 1 | AWAY | 1- 0 | 1- 0 | 2- 0 | | | | |
| 0- 2 | 0- 1 | 0- 0 | NEUTRAL | 0- 1 | 0- 0 | 0- 0 | | | | |
| 3- 4 | 0- 1 | 0- 1 | CONFERENCE | 1- 2 | 0- 0 | 2- 0 | | | | |
| 2- 0 | 0- 0 | 0- 0 | HOME | 0- 0 | 0- 0 | 2- 0 | | | | |
| 1- 4 | 0- 1 | 0- 1 | AWAY | 1- 2 | 0- 0 | 0- 0 | | | | |
| 0- 0 | 0- 0 | 0- 0 | NEUTRAL | 0- 0 | 0- 0 | 0- 0 | | | | |

| RPI 1-25 | | | | RPI 26-50 | | | | RPI 51-100 Team's RPI: 55 | | | | RPI 101+ | | | |
|--------------------|---|--------------|-------|-----------|---|---------------|--------|---------------------------|---|---------------|-------|----------|---|------------------|--------|
| RPI | S | Opponent | Score | RPI | S | Opponent | Score | RPI | S | Opponent | Score | RPI | S | Opponent | Score |
| 4 | H | Iowa | 88 66 | 30 | A | Drake | 87 104 | 53 | A | Bradley | 47 61 | 145 | A | Missouri | 78 73 |
| 12 | A | Missouri St. | 66 80 | 40 | A | Creighton | 54 57 | 59 | A | Iowa St. | 71 63 | 166 | A | Wichita St. | 61 50 |
| 25 | N | Ohio St. | 46 64 | | | | | 61 | H | IUPUI | 51 50 | 269 | H | Indiana St. | 73 43 |
| | | | | | | | | 62 | N | Alabama | 77 87 | 290 | H | North Dakota St. | 95 63 |
| | | | | | | | | 87 | A | Southern Ill. | 60 57 | 300 | A | Omaha | 81 45 |
| | | | | | | | | 93 | A | Illinois St. | 57 65 | 315 | H | Evansville | 76 60 |
| ----- | | | | | | | | | | | | | | | |
| LAST 10 Division I | | | | | | | | | | | | | | | |
| 93 | A | Illinois St. | 57 65 | 87 | A | Southern Ill. | 60 57 | 53 | A | Bradley | 47 61 | 30 | A | Drake | 87 104 |
| 269 | H | Indiana St. | 73 43 | 59 | A | Iowa St. | 71 63 | 61 | H | IUPUI | 51 50 | 300 | A | Omaha | 81 45 |
| 315 | H | Evansville | 76 60 | | | | | | | | | | | | |
| 12 | A | Missouri St. | 66 80 | | | | | | | | | | | | |

Non-Div I Games: Northwest Mo. St. 78 53

UNI

■ Loss,
 ■ Non-Conf,
 ■ S Site,
 ■ H Home
 ■ A Away
 N Neutral

| | | | | | | | | | | |
|-------------------|----------|-----------|----------------|------------|-------------|---------------|------|------|-------|-----------|
| Average RPI Win: | 211 | WON-LOST | WINNING | LAST 10 | STRENGTH OF | OPP. STRENGTH | TEAM | ADJ. | CONF. | ADJ CONF. |
| Average RPI Loss: | 146 | RECORD | PCT. RANK | GAMES | SCHEDULE | OF SCHEDULE | RPI | RPI | RPI | RPI |
| DIV. I ONLY | 10- 10 | 176 | 7-3 | 194 | 142 | 185 | 185 | 17 | 17 | |
| DIV. I NON-CONF. | 4- 7 | 225 | 1-1 | 216 | 68 | 255 | 255 | 24 | 24 | |
| TOTALS | RPI 1-25 | RPI 26-50 | W-L RECORDS | RPI 51-100 | RPI 101-150 | RPI 150+ | | | | |
| 10- 10 | 0- 0 | 1- 2 | OVERALL | 1- 2 | 1- 1 | 7- 5 | | | | |
| 6- 5 | 0- 0 | 1- 2 | HOME | 1- 1 | 1- 0 | 3- 2 | | | | |
| 4- 5 | 0- 0 | 0- 0 | AWAY | 0- 1 | 0- 1 | 4- 3 | | | | |
| 0- 0 | 0- 0 | 0- 0 | NEUTRAL | 0- 0 | 0- 0 | 0- 0 | | | | |
| 4- 7 | 0- 0 | 1- 2 | NON-CONFERENCE | 1- 1 | 0- 0 | 2- 4 | | | | |
| 3- 4 | 0- 0 | 1- 2 | HOME | 1- 0 | 0- 0 | 1- 2 | | | | |
| 1- 3 | 0- 0 | 0- 0 | AWAY | 0- 1 | 0- 0 | 1- 2 | | | | |
| 0- 0 | 0- 0 | 0- 0 | NEUTRAL | 0- 0 | 0- 0 | 0- 0 | | | | |
| 6- 3 | 0- 0 | 0- 0 | CONFERENCE | 0- 1 | 1- 1 | 5- 1 | | | | |
| 3- 1 | 0- 0 | 0- 0 | HOME | 0- 1 | 1- 0 | 2- 0 | | | | |
| 3- 2 | 0- 0 | 0- 0 | AWAY | 0- 0 | 0- 1 | 3- 1 | | | | |
| 0- 0 | 0- 0 | 0- 0 | NEUTRAL | 0- 0 | 0- 0 | 0- 0 | | | | |

| RPI S | Opponent | Score | RPI S | Opponent | Score | RPI S | Opponent | Score | RPI S | Opponent | Score | Team's RPI: 185 |
|--------------------|-------------------|-------|-------|-----------------------|-------|-------|---------------------|-------|-------|----------------------|-------|-----------------|
| 34 | H Virginia | 55 63 | 71 | H Fresno St. | 66 72 | 110 | H Boise St. | 66 65 | 134 | A San Jose St. | 60 62 | |
| 36 | H Duke | 45 57 | 72 | A Southern California | 54 75 | 153 | H Elon | 44 50 | 181 | A New Mexico | 68 51 | |
| 42 | H St. John's (NY) | 79 75 | 78 | H South Fla. | 61 51 | 203 | A Southern Utah | 68 72 | 215 | H Wyoming | 65 53 | |
| | | | | | | 234 | H Cal St. Fullerton | 58 64 | 246 | A Pepperdine | 69 44 | |
| | | | | | | 253 | A Grand Canyon | 51 53 | 265 | A San Diego St. | 39 48 | |
| | | | | | | 282 | A Utah St. | 60 46 | 287 | H Nevada | 66 64 | |
| | | | | | | 316 | A Air Force | 67 60 | 349 | H South Carolina St. | 66 57 | |
| LAST 10 Division I | | | | | | | | | | | | |
| 265 | A San Diego St. | 39 48 | 110 | H Boise St. | 66 65 | | | | | | | |
| 287 | H Nevada | 66 64 | 316 | A Air Force | 67 60 | | | | | | | |
| 181 | A New Mexico | 68 51 | 282 | A Utah St. | 60 46 | | | | | | | |
| 134 | A San Jose St. | 60 62 | 78 | H South Fla. | 61 51 | | | | | | | |
| 215 | H Wyoming | 65 53 | 34 | H Virginia | 55 63 | | | | | | | |

Non-Div I Games:

UNLV

■ Loss,
 ■ Non-Conf,
 ■ S Site,
 ■ H Home
 ■ A Away
 N Neutral

| Average RPI Win: | 341 | WON-LOST | WINNING | LAST 10 | STRENGTH OF | OPP. STRENGTH | TEAM | ADJ. | CONF. | ADJ CONF. |
|-------------------|----------|-----------|----------------|------------|-------------|---------------|------|------|-------|-----------|
| Average RPI Loss: | 203 | RECORD | PCT. RANK | GAMES | SCHEDULE | OF SCHEDULE | RPI | RPI | RPI | RPI |
| DIV. I ONLY | 4- 13 | 299 | 1-9 | 326 | 324 | 341 | 341 | 26 | 26 | |
| DIV. I NON-CONF. | 3- 4 | 201 | 0 | 340 | 233 | 306 | 306 | 27 | 27 | |
| TOTALS | RPI 1-25 | RPI 26-50 | W-L RECORDS | RPI 51-100 | RPI 101-150 | RPI 150+ | | | | |
| 4- 13 | 0- 1 | 0- 0 | OVERALL | 0- 1 | 0- 1 | 4- 10 | | | | |
| 4- 4 | 0- 0 | 0- 0 | HOME | 0- 0 | 0- 0 | 4- 4 | | | | |
| 0- 9 | 0- 1 | 0- 0 | AWAY | 0- 1 | 0- 1 | 0- 6 | | | | |
| 0- 0 | 0- 0 | 0- 0 | NEUTRAL | 0- 0 | 0- 0 | 0- 0 | | | | |
| 3- 4 | 0- 1 | 0- 0 | NON-CONFERENCE | 0- 1 | 0- 0 | 3- 2 | | | | |
| 3- 0 | 0- 0 | 0- 0 | HOME | 0- 0 | 0- 0 | 3- 0 | | | | |
| 0- 4 | 0- 1 | 0- 0 | AWAY | 0- 1 | 0- 0 | 0- 2 | | | | |
| 0- 0 | 0- 0 | 0- 0 | NEUTRAL | 0- 0 | 0- 0 | 0- 0 | | | | |
| 1- 9 | 0- 0 | 0- 0 | CONFERENCE | 0- 0 | 0- 1 | 1- 8 | | | | |
| 1- 4 | 0- 0 | 0- 0 | HOME | 0- 0 | 0- 0 | 1- 4 | | | | |
| 0- 5 | 0- 0 | 0- 0 | AWAY | 0- 0 | 0- 1 | 0- 4 | | | | |
| 0- 0 | 0- 0 | 0- 0 | NEUTRAL | 0- 0 | 0- 0 | 0- 0 | | | | |

| RPI 1-25 | | | | RPI 26-50 | | | | RPI 51-100 | | | | RPI 101+ Team's RPI: 341 | | | |
|--------------------|---|----------------|--------|-----------|---|----------------|-------|------------|---|----------|-------|--------------------------|---|--------------------|-------|
| RPI | S | Opponent | Score | RPI | S | Opponent | Score | RPI | S | Opponent | Score | RPI | S | Opponent | Score |
| 1 | A | South Carolina | 32 112 | | | | | 75 | A | Georgia | 53 67 | 142 | A | Campbell | 38 50 |
| | | | | | | | | | | | | 183 | A | Hampton | 40 60 |
| | | | | | | | | | | | | 208 | A | High Point | 46 85 |
| | | | | | | | | | | | | 211 | A | Jacksonville | 43 87 |
| | | | | | | | | | | | | 230 | H | Radford | 41 57 |
| | | | | | | | | | | | | 237 | A | Gardner-Webb | 53 63 |
| | | | | | | | | | | | | 249 | H | Winthrop | 38 52 |
| | | | | | | | | | | | | 257 | H | UNC Asheville | 48 68 |
| | | | | | | | | | | | | 270 | H | Longwood | 62 70 |
| | | | | | | | | | | | | 271 | A | East Carolina | 48 69 |
| | | | | | | | | | | | | 299 | A | Presbyterian | 42 55 |
| | | | | | | | | | | | | 332 | H | Western Caro. | 70 62 |
| | | | | | | | | | | | | 333 | H | Charleston So. | 70 53 |
| | | | | | | | | | | | | 349 | H | South Carolina St. | 58 47 |
| | | | | | | | | | | | | 350 | H | Florida A&M | 74 61 |
| LAST 10 Division I | | | | | | | | | | | | | | | |
| 299 | A | Presbyterian | 42 55 | 249 | H | Winthrop | 38 52 | | | | | | | | |
| 230 | H | Radford | 41 57 | 257 | H | UNC Asheville | 48 68 | | | | | | | | |
| 237 | A | Gardner-Webb | 53 63 | 208 | A | High Point | 46 85 | | | | | | | | |
| 183 | A | Hampton | 40 60 | 142 | A | Campbell | 38 50 | | | | | | | | |
| 270 | H | Longwood | 62 70 | 333 | H | Charleston So. | 70 53 | | | | | | | | |

Non-Div I Games: Mars Hill 89 31 UNKNOWN 71 49

USC Upstate

Loss, Non-Conf, S Site, H Home A Away N Neutral

| | | | | | | | | | | |
|-------------------|----------|-----------|----------------|------------|-------------|---------------|------|------|-------|-----------|
| Average RPI Win: | 239 | WON-LOST | WINNING | LAST 10 | STRENGTH OF | OPP. STRENGTH | TEAM | ADJ. | CONF. | ADJ CONF. |
| Average RPI Loss: | 54 | RECORD | PCT. RANK | GAMES | SCHEDULE | OF SCHEDULE | RPI | RPI | RPI | RPI |
| DIV. I ONLY | 12- 8 | 115 | 7-3 | 89 | 155 | 99 | 99 | 22 | 22 | |
| DIV. I NON-CONF. | 6- 6 | 164 | 1-1 | 71 | 59 | 109 | 109 | 21 | 21 | |
| TOTALS | RPI 1-25 | RPI 26-50 | W-L RECORDS | RPI 51-100 | RPI 101-150 | RPI 150+ | | | | |
| 12- 8 | 0- 3 | 0- 1 | OVERALL | 0- 2 | 2- 2 | 10- 0 | | | | |
| 7- 2 | 0- 0 | 0- 0 | HOME | 0- 1 | 2- 1 | 5- 0 | | | | |
| 5- 3 | 0- 1 | 0- 0 | AWAY | 0- 1 | 0- 1 | 5- 0 | | | | |
| 0- 3 | 0- 2 | 0- 1 | NEUTRAL | 0- 0 | 0- 0 | 0- 0 | | | | |
| 6- 6 | 0- 3 | 0- 1 | NON-CONFERENCE | 0- 1 | 1- 1 | 5- 0 | | | | |
| 3- 2 | 0- 0 | 0- 0 | HOME | 0- 1 | 1- 1 | 2- 0 | | | | |
| 3- 1 | 0- 1 | 0- 0 | AWAY | 0- 0 | 0- 0 | 3- 0 | | | | |
| 0- 3 | 0- 2 | 0- 1 | NEUTRAL | 0- 0 | 0- 0 | 0- 0 | | | | |
| 6- 2 | 0- 0 | 0- 0 | CONFERENCE | 0- 1 | 1- 1 | 5- 0 | | | | |
| 4- 0 | 0- 0 | 0- 0 | HOME | 0- 0 | 1- 0 | 3- 0 | | | | |
| 2- 2 | 0- 0 | 0- 0 | AWAY | 0- 1 | 0- 1 | 2- 0 | | | | |
| 0- 0 | 0- 0 | 0- 0 | NEUTRAL | 0- 0 | 0- 0 | 0- 0 | | | | |

| RPI 1-25 | | | | RPI 26-50 | | | | RPI 51-100 Team's RPI: 99 | | | | RPI 101+ | | | |
|--------------------|---|---------------|-------|-----------|---|-----------------|-------|---------------------------|---|----------|-------|----------|---|-----------------|-------|
| RPI | S | Opponent | Score | RPI | S | Opponent | Score | RPI | S | Opponent | Score | RPI | S | Opponent | Score |
| 2 | N | Oregon | 54 91 | 46 | N | Oklahoma St. | 47 60 | 66 | A | Troy | 69 85 | 105 | H | Texas Southern | 63 74 |
| 3 | N | Louisville | 67 76 | | | | | 73 | H | Marist | 57 73 | 122 | A | Coastal Caro. | 56 62 |
| 15 | A | Northwestern | 47 74 | | | | | | | | | 128 | H | Louisiana | 79 52 |
| | | | | | | | | | | | | 139 | H | Wright St. | 68 62 |
| | | | | | | | | | | | | 169 | A | Kansas St. | 57 53 |
| | | | | | | | | | | | | 199 | H | Little Rock | 65 58 |
| | | | | | | | | | | | | 209 | H | Arkansas St. | 71 44 |
| | | | | | | | | | | | | 214 | H | SMU | 51 46 |
| | | | | | | | | | | | | 236 | A | North Texas | 68 49 |
| | | | | | | | | | | | | 262 | A | South Alabama | 68 45 |
| | | | | | | | | | | | | 280 | A | Appalachian St. | 82 60 |
| | | | | | | | | | | | | 340 | A | Grambling | 88 54 |
| | | | | | | | | | | | | 346 | H | La.-Monroe | 72 34 |
| | | | | | | | | | | | | 347 | H | Chicago St. | 84 53 |
| LAST 10 Division I | | | | | | | | | | | | | | | |
| 66 | A | Troy | 69 85 | 280 | A | Appalachian St. | 82 60 | | | | | | | | |
| 262 | A | South Alabama | 68 45 | 199 | H | Little Rock | 65 58 | | | | | | | | |
| 346 | H | La.-Monroe | 72 34 | 209 | H | Arkansas St. | 71 44 | | | | | | | | |
| 128 | H | Louisiana | 79 52 | 105 | H | Texas Southern | 63 74 | | | | | | | | |
| 122 | A | Coastal Caro. | 56 62 | 214 | H | SMU | 51 46 | | | | | | | | |

Non-Div I Games:

UT Arlington

■ Loss,
 ■ Non-Conf,
 ■ S Site,
 ■ H Home
 ■ A Away
 N Neutral

| | | | | | | | | | | |
|-------------------|----------|-----------|----------------|------------|-------------|---------------|------|------|-------|-----------|
| Average RPI Win: | 203 | WON-LOST | WINNING | LAST 10 | STRENGTH OF | OPP. STRENGTH | TEAM | ADJ. | CONF. | ADJ CONF. |
| Average RPI Loss: | 74 | RECORD | PCT. RANK | GAMES | SCHEDULE | OF SCHEDULE | RPI | RPI | RPI | RPI |
| DIV. I ONLY | 11- 8 | 128 | 7-3 | 80 | 112 | 84 | 84 | 18 | 18 | |
| DIV. I NON-CONF. | 4- 7 | 225 | 0-2 | 17 | 17 | 114 | 114 | 22 | 22 | |
| TOTALS | RPI 1-25 | RPI 26-50 | W-L RECORDS | RPI 51-100 | RPI 101-150 | RPI 150+ | | | | |
| 11- 8 | 0- 3 | 0- 1 | OVERALL | 2- 3 | 0- 0 | 9- 1 | | | | |
| 8- 1 | 0- 1 | 0- 0 | HOME | 2- 0 | 0- 0 | 6- 0 | | | | |
| 3- 7 | 0- 2 | 0- 1 | AWAY | 0- 3 | 0- 0 | 3- 1 | | | | |
| 0- 0 | 0- 0 | 0- 0 | NEUTRAL | 0- 0 | 0- 0 | 0- 0 | | | | |
| 4- 7 | 0- 3 | 0- 1 | NON-CONFERENCE | 1- 3 | 0- 0 | 3- 0 | | | | |
| 4- 1 | 0- 1 | 0- 0 | HOME | 1- 0 | 0- 0 | 3- 0 | | | | |
| 0- 6 | 0- 2 | 0- 1 | AWAY | 0- 3 | 0- 0 | 0- 0 | | | | |
| 0- 0 | 0- 0 | 0- 0 | NEUTRAL | 0- 0 | 0- 0 | 0- 0 | | | | |
| 7- 1 | 0- 0 | 0- 0 | CONFERENCE | 1- 0 | 0- 0 | 6- 1 | | | | |
| 4- 0 | 0- 0 | 0- 0 | HOME | 1- 0 | 0- 0 | 3- 0 | | | | |
| 3- 1 | 0- 0 | 0- 0 | AWAY | 0- 0 | 0- 0 | 3- 1 | | | | |
| 0- 0 | 0- 0 | 0- 0 | NEUTRAL | 0- 0 | 0- 0 | 0- 0 | | | | |

| RPI 1-25 | | | | RPI 26-50 | | | | RPI 51-100 Team's RPI: 84 | | | | RPI 101+ | | | |
|--------------------|---|-----------------|-------|-----------|---|---------------|-------|---------------------------|---|---------------|-------|----------|---|---------------|-------|
| RPI | S | Opponent | Score | RPI | S | Opponent | Score | RPI | S | Opponent | Score | RPI | S | Opponent | Score |
| 3 | H | Louisville | 63 71 | 47 | A | Arkansas | 46 96 | 61 | H | IUPUI | 57 51 | 165 | H | Samford | 80 75 |
| 10 | A | Gonzaga | 55 78 | | | | | 64 | H | Belmont | 74 57 | 175 | A | Austin Peay | 69 61 |
| 11 | A | Mississippi St. | 46 82 | | | | | 87 | A | Southern Ill. | 59 70 | 175 | H | Austin Peay | 65 61 |
| | | | | | | | | 93 | A | Illinois St. | 47 70 | 218 | A | Murray St. | 89 64 |
| | | | | | | | | 98 | A | Saint Louis | 50 56 | 218 | H | Murray St. | 98 56 |
| | | | | | | | | | | | | 233 | H | Chattanooga | 78 51 |
| | | | | | | | | | | | | 242 | A | Eastern Ill. | 70 74 |
| | | | | | | | | | | | | 260 | H | Lipscomb | 83 67 |
| | | | | | | | | | | | | 320 | A | SIUE | 79 39 |
| | | | | | | | | | | | | 339 | H | Tennessee St. | 88 71 |
| LAST 10 Division I | | | | | | | | | | | | | | | |
| 320 | A | SIUE | 79 39 | 339 | H | Tennessee St. | 88 71 | | | | | | | | |
| 242 | A | Eastern Ill. | 70 74 | 175 | A | Austin Peay | 69 61 | | | | | | | | |
| 175 | H | Austin Peay | 65 61 | 218 | A | Murray St. | 89 64 | | | | | | | | |
| 218 | H | Murray St. | 98 56 | 47 | A | Arkansas | 46 96 | | | | | | | | |
| 64 | H | Belmont | 74 57 | 3 | H | Louisville | 63 71 | | | | | | | | |

Non-Div I Games:

UT Martin

| UTEP | | | | STRENGTH OF SCHEDULE | OPP. STRENGTH OF SCHEDULE | TEAM RPI | ADJ. RPI | CONF. RPI | ADJ CONF. RPI |
|-------------------|----------|--------------------|----------------------|-------------------------|------------------------------|-------------|-------------|--------------|------------------|
| Average RPI Win: | 265 | WON-LOST RECORD | WINNING PCT. RANK | | | | | | |
| Average RPI Loss: | 166 | | LAST 10 GAMES | | | | | | |
| DIV. I ONLY | 12- 6 | 76 | 5-5 | 297 | 248 | 213 | 213 | 13 | 13 |
| DIV. I NON-CONF. | 7- 4 | 100 | 0-3 | 309 | 297 | 250 | 250 | 13 | 13 |
| ----- | | | | | | | | | |
| TOTALS | RPI 1-25 | RPI 26-50 | W-L RECORDS | RPI 51-100 | RPI 101-150 | RPI 150+ | | | |
| 12- 6 | 0- 0 | 0- 1 | OVERALL | 0- 0 | 1- 1 | 11- 4 | | | |
| 10- 4 | 0- 0 | 0- 1 | HOME | 0- 0 | 1- 1 | 9- 2 | | | |
| 2- 2 | 0- 0 | 0- 0 | AWAY | 0- 0 | 0- 0 | 2- 2 | | | |
| 0- 0 | 0- 0 | 0- 0 | NEUTRAL | 0- 0 | 0- 0 | 0- 0 | | | |
| 7- 4 | 0- 0 | 0- 1 | NON-CONFERENCE | 0- 0 | 1- 0 | 6- 3 | | | |
| 6- 3 | 0- 0 | 0- 1 | HOME | 0- 0 | 1- 0 | 5- 2 | | | |
| 1- 1 | 0- 0 | 0- 0 | AWAY | 0- 0 | 0- 0 | 1- 1 | | | |
| 0- 0 | 0- 0 | 0- 0 | NEUTRAL | 0- 0 | 0- 0 | 0- 0 | | | |
| 5- 2 | 0- 0 | 0- 0 | CONFERENCE | 0- 0 | 0- 1 | 5- 1 | | | |
| 4- 1 | 0- 0 | 0- 0 | HOME | 0- 0 | 0- 1 | 4- 0 | | | |
| 1- 1 | 0- 0 | 0- 0 | AWAY | 0- 0 | 0- 0 | 1- 1 | | | |
| 0- 0 | 0- 0 | 0- 0 | NEUTRAL | 0- 0 | 0- 0 | 0- 0 | | | |

| RPI 1-25 | | | RPI 26-50 | | | RPI 51-100 | | | RPI 101+ Team's RPI: 213 | | |
|--------------------|---|----------|-----------|-----|---|----------------|-------|-----|--------------------------|----------|-------|
| RPI | S | Opponent | Score | RPI | S | Opponent | Score | RPI | S | Opponent | Score |
| | | | | 33 | H | Arizona | 43 54 | | | | |
| ----- | | | | | | | | | | | |
| LAST 10 Division I | | | | | | | | | | | |
| | | | | 236 | H | North Texas | 67 63 | | | | |
| | | | | 101 | H | Rice | 61 69 | | | | |
| | | | | 303 | H | UTSA | 94 54 | | | | |
| | | | | 250 | A | Louisiana Tech | 80 87 | | | | |
| | | | | 197 | A | Southern Miss. | 89 72 | | | | |
| | | | | 167 | H | Fla. Atlantic | 96 65 | | | | |
| | | | | 298 | H | FIU | 64 34 | | | | |
| | | | | 216 | H | Tulsa | 51 58 | | | | |
| | | | | 214 | A | SMU | 56 60 | | | | |
| | | | | 33 | H | Arizona | 43 54 | | | | |
| | | | | 716 | H | Western Mich. | 76 46 | | | | |
| | | | | 167 | H | Fla. Atlantic | 96 65 | | | | |
| | | | | 181 | H | New Mexico | 78 93 | | | | |
| | | | | 197 | A | Southern Miss. | 89 72 | | | | |
| | | | | 214 | A | SMU | 56 60 | | | | |
| | | | | 216 | H | Tulsa | 51 58 | | | | |
| | | | | 236 | H | North Texas | 67 63 | | | | |
| | | | | 250 | A | Louisiana Tech | 80 87 | | | | |
| | | | | 278 | H | UC Riverside | 63 50 | | | | |
| | | | | 298 | H | FIU | 64 34 | | | | |
| | | | | 301 | H | Weber St. | 70 51 | | | | |
| | | | | 303 | H | UTSA | 94 54 | | | | |
| | | | | 310 | A | New Mexico St. | 63 57 | | | | |
| | | | | 310 | H | New Mexico St. | 65 45 | | | | |
| | | | | 319 | H | Alcorn | 92 47 | | | | |
| | | | | 323 | H | Georgia St. | 71 68 | | | | |

Non-Div I Games:

UTEP

■ Loss,
 ■ Non-Conf,
 ■ S Site,
 ■ H Home
 ■ A Away
 N Neutral

| | | | | | | | | | | |
|-------------------|----------|-----------|----------------|------------|-------------|---------------|------|------|-------|-----------|
| Average RPI Win: | 319 | WON-LOST | WINNING | LAST 10 | STRENGTH OF | OPP. STRENGTH | TEAM | ADJ. | CONF. | ADJ CONF. |
| Average RPI Loss: | 189 | RECORD | PCT. RANK | GAMES | SCHEDULE | OF SCHEDULE | RPI | RPI | RPI | RPI |
| DIV. I ONLY | 4- 11 | 288 | 3-7 | 310 | 313 | 324 | 324 | 32 | 32 | |
| DIV. I NON-CONF. | 1- 8 | 322 | 0-4 | 200 | 219 | 324 | 324 | 32 | 32 | |
| TOTALS | RPI 1-25 | RPI 26-50 | W-L RECORDS | RPI 51-100 | RPI 101-150 | RPI 150+ | | | | |
| 4- 11 | 0- 0 | 0- 1 | OVERALL | 0- 1 | 0- 3 | 4- 6 | | | | |
| 3- 3 | 0- 0 | 0- 0 | HOME | 0- 0 | 0- 2 | 3- 1 | | | | |
| 1- 6 | 0- 0 | 0- 1 | AWAY | 0- 1 | 0- 1 | 1- 3 | | | | |
| 0- 2 | 0- 0 | 0- 0 | NEUTRAL | 0- 0 | 0- 0 | 0- 2 | | | | |
| 1- 8 | 0- 0 | 0- 1 | NON-CONFERENCE | 0- 1 | 0- 3 | 1- 3 | | | | |
| 1- 2 | 0- 0 | 0- 0 | HOME | 0- 0 | 0- 2 | 1- 0 | | | | |
| 0- 4 | 0- 0 | 0- 1 | AWAY | 0- 1 | 0- 1 | 0- 1 | | | | |
| 0- 2 | 0- 0 | 0- 0 | NEUTRAL | 0- 0 | 0- 0 | 0- 2 | | | | |
| 3- 3 | 0- 0 | 0- 0 | CONFERENCE | 0- 0 | 0- 0 | 3- 3 | | | | |
| 2- 1 | 0- 0 | 0- 0 | HOME | 0- 0 | 0- 0 | 2- 1 | | | | |
| 1- 2 | 0- 0 | 0- 0 | AWAY | 0- 0 | 0- 0 | 1- 2 | | | | |
| 0- 0 | 0- 0 | 0- 0 | NEUTRAL | 0- 0 | 0- 0 | 0- 0 | | | | |

| RPI S | Opponent | Score | RPI S | Opponent | Score | RPI S | Opponent | Score | RPI S | Opponent | Score | Team's RPI: 324 |
|--------------------|------------------|-------|-------|-----------------------|-------|-------|----------------------|-------|-------|----------------------|-------|-----------------|
| 35 | A Texas | 69 85 | 72 | A Southern California | 43 80 | 105 | H Texas Southern | 44 71 | 141 | A A&M-Corpus Christi | 50 61 | |
| | | | | | | 141 | H A&M-Corpus Christi | 54 59 | 169 | A Kansas St. | 66 79 | |
| | | | | | | 227 | A UMKC | 56 60 | 263 | N Long Beach St. | 65 69 | |
| | | | | | | 287 | N Nevada | 57 62 | 296 | H California Baptist | 87 68 | |
| | | | | | | 303 | H UTSA | 75 64 | 310 | A New Mexico St. | 75 76 | |
| | | | | | | 326 | H Utah Valley | 67 76 | 331 | H Seattle U | 85 81 | |
| | | | | | | 347 | A Chicago St. | 87 67 | | | | |
| LAST 10 Division I | | | | | | | | | | | | |
| 310 | A New Mexico St. | 75 76 | 296 | H California Baptist | 87 68 | | | | | | | |
| 326 | H Utah Valley | 67 76 | 169 | A Kansas St. | 66 79 | | | | | | | |
| 331 | H Seattle U | 85 81 | 287 | N Nevada | 57 62 | | | | | | | |
| 347 | A Chicago St. | 87 67 | 263 | N Long Beach St. | 65 69 | | | | | | | |
| 227 | A UMKC | 56 60 | 72 | A Southern California | 43 80 | | | | | | | |

Non-Div I Games: Tex. A&M Int'l 72 56 Tex. A&M-Kingsville 66 45 Texas Lutheran 98 46 Minot St. 75 56

UTRGV

Loss, Non-Conf, S Site, H Home A Away N Neutral

| | | | | | | | | | | |
|-------------------|----------|-----------|----------------|------------|-------------|---------------|------|------|-------|-----------|
| Average RPI Win: | 286 | WON-LOST | WINNING | LAST 10 | STRENGTH OF | OPP. STRENGTH | TEAM | ADJ. | CONF. | ADJ CONF. |
| Average RPI Loss: | 181 | RECORD | PCT. RANK | GAMES | SCHEDULE | OF SCHEDULE | RPI | RPI | RPI | RPI |
| DIV. I ONLY | 3- 12 | 309 | 2-8 | 209 | 256 | 303 | 303 | 13 | 13 | |
| DIV. I NON-CONF. | 1- 7 | 321 | 0-3 | 243 | 288 | 329 | 329 | 13 | 13 | |
| TOTALS | RPI 1-25 | RPI 26-50 | W-L RECORDS | RPI 51-100 | RPI 101-150 | RPI 150+ | | | | |
| 3- 12 | 0- 0 | 0- 1 | OVERALL | 0- 1 | 0- 1 | 3- 9 | | | | |
| 2- 4 | 0- 0 | 0- 0 | HOME | 0- 0 | 0- 1 | 2- 3 | | | | |
| 1- 7 | 0- 0 | 0- 1 | AWAY | 0- 0 | 0- 0 | 1- 6 | | | | |
| 0- 1 | 0- 0 | 0- 0 | NEUTRAL | 0- 1 | 0- 0 | 0- 0 | | | | |
| 1- 7 | 0- 0 | 0- 1 | NON-CONFERENCE | 0- 1 | 0- 0 | 1- 5 | | | | |
| 1- 1 | 0- 0 | 0- 0 | HOME | 0- 0 | 0- 0 | 1- 1 | | | | |
| 0- 5 | 0- 0 | 0- 1 | AWAY | 0- 0 | 0- 0 | 0- 4 | | | | |
| 0- 1 | 0- 0 | 0- 0 | NEUTRAL | 0- 1 | 0- 0 | 0- 0 | | | | |
| 2- 5 | 0- 0 | 0- 0 | CONFERENCE | 0- 0 | 0- 1 | 2- 4 | | | | |
| 1- 3 | 0- 0 | 0- 0 | HOME | 0- 0 | 0- 1 | 1- 2 | | | | |
| 1- 2 | 0- 0 | 0- 0 | AWAY | 0- 0 | 0- 0 | 1- 2 | | | | |
| 0- 0 | 0- 0 | 0- 0 | NEUTRAL | 0- 0 | 0- 0 | 0- 0 | | | | |

| RPI 1-25 | | | | RPI 26-50 | | | | RPI 51-100 | | | | RPI 101+ | | | | Team's RPI: 303 | |
|--------------------|---|----------|-------|-----------|---|----------------|-------|------------|---|-----------------|--------|----------|---|-----------------|--------|-----------------|--|
| RPI | S | Opponent | Score | RPI | S | Opponent | Score | RPI | S | Opponent | Score | RPI | S | Opponent | Score | | |
| | | | | 35 | A | Texas | 53 84 | 97 | N | Utah | 45 91 | 101 | H | Rice | 62 74 | | |
| | | | | | | | | | | | | 154 | A | Texas Tech | 58 115 | | |
| | | | | | | | | | | | | 163 | H | Sam Houston St. | 77 81 | | |
| | | | | | | | | | | | | 167 | H | Fla. Atlantic | 53 80 | | |
| | | | | | | | | | | | | 187 | A | Hawaii | 50 62 | | |
| | | | | | | | | | | | | 197 | A | Southern Miss. | 65 82 | | |
| | | | | | | | | | | | | 213 | A | UTEP | 54 94 | | |
| | | | | | | | | | | | | 236 | H | North Texas | 55 79 | | |
| | | | | | | | | | | | | 250 | A | Louisiana Tech | 82 73 | | |
| | | | | | | | | | | | | 293 | A | Texas St. | 69 74 | | |
| | | | | | | | | | | | | 298 | H | FIU | 60 45 | | |
| | | | | | | | | | | | | 311 | H | Incarinate Word | 63 56 | | |
| | | | | | | | | | | | | 324 | A | UTRGV | 64 75 | | |
| LAST 10 Division I | | | | | | | | | | | | | | | | | |
| | | | | 101 | H | Rice | 62 74 | 298 | H | FIU | 60 45 | | | | | | |
| | | | | 236 | H | North Texas | 55 79 | 167 | H | Fla. Atlantic | 53 80 | | | | | | |
| | | | | 213 | A | UTEP | 54 94 | 154 | A | Texas Tech | 58 115 | | | | | | |
| | | | | 197 | A | Southern Miss. | 65 82 | 163 | H | Sam Houston St. | 77 81 | | | | | | |
| | | | | 250 | A | Louisiana Tech | 82 73 | 293 | A | Texas St. | 69 74 | | | | | | |

Non-Div I Games: Texas Wesleyan 80 78 Southwest (NM) 79 62 Concordia (TX) 73 44

UTSA

Loss, Non-Conf, S Site, H Home A Away N Neutral

| | | | | | | | | | | |
|-------------------|----------|-----------|----------------|------------|-------------|---------------|------|------|-------|-----------|
| Average RPI Win: | 186 | WON-LOST | WINNING | LAST 10 | STRENGTH OF | OPP. STRENGTH | TEAM | ADJ. | CONF. | ADJ CONF. |
| Average RPI Loss: | 64 | RECORD | PCT. RANK | GAMES | SCHEDULE | OF SCHEDULE | RPI | RPI | RPI | RPI |
| DIV. I ONLY | 10- 9 | 167 | 4-6 | 63 | 42 | 97 | 97 | 1 | 1 | |
| DIV. I NON-CONF. | 7- 4 | 100 | 1-1 | 298 | 161 | 198 | 198 | 1 | 1 | |
| <hr/> | | | | | | | | | | |
| TOTALS | RPI 1-25 | RPI 26-50 | W-L RECORDS | RPI 51-100 | RPI 101-150 | RPI 150+ | | | | |
| 10- 9 | 0- 4 | 1- 2 | OVERALL | 2- 0 | 2- 2 | 5- 1 | | | | |
| 5- 4 | 0- 1 | 0- 2 | HOME | 1- 0 | 0- 1 | 4- 0 | | | | |
| 3- 5 | 0- 3 | 1- 0 | AWAY | 1- 0 | 1- 1 | 0- 1 | | | | |
| 2- 0 | 0- 0 | 0- 0 | NEUTRAL | 0- 0 | 1- 0 | 1- 0 | | | | |
| 7- 4 | 0- 0 | 0- 1 | NON-CONFERENCE | 1- 0 | 1- 2 | 5- 1 | | | | |
| 4- 2 | 0- 0 | 0- 1 | HOME | 0- 0 | 0- 1 | 4- 0 | | | | |
| 1- 2 | 0- 0 | 0- 0 | AWAY | 1- 0 | 0- 1 | 0- 1 | | | | |
| 2- 0 | 0- 0 | 0- 0 | NEUTRAL | 0- 0 | 1- 0 | 1- 0 | | | | |
| 3- 5 | 0- 4 | 1- 1 | CONFERENCE | 1- 0 | 1- 0 | 0- 0 | | | | |
| 1- 2 | 0- 1 | 0- 1 | HOME | 1- 0 | 0- 0 | 0- 0 | | | | |
| 2- 3 | 0- 3 | 1- 0 | AWAY | 0- 0 | 1- 0 | 0- 0 | | | | |
| 0- 0 | 0- 0 | 0- 0 | NEUTRAL | 0- 0 | 0- 0 | 0- 0 | | | | |

| RPI 1-25 | | | | RPI 26-50 | | | | RPI 51-100 Team's RPI: 97 | | | | RPI 101+ | | | |
|--------------------|---|---------------------|-------|-----------|---|--------------|-------|---------------------------|---|---------------------|-------|----------|---|----------------|-------|
| RPI | S | Opponent | Score | RPI | S | Opponent | Score | RPI | S | Opponent | Score | RPI | S | Opponent | Score |
| 2 | A | Oregon | 51 88 | 43 | A | Colorado | 84 69 | 72 | H | Southern California | 67 65 | 103 | A | Cincinnati | 62 68 |
| 5 | A | Stanford | 49 82 | 43 | H | Colorado | 70 80 | 80 | A | BYU | 77 73 | 105 | N | Texas Southern | 61 52 |
| 6 | H | UCLA | 54 84 | 49 | H | South Dakota | 81 84 | | | | | 126 | A | California | 71 62 |
| 13 | A | Oregon St. | 48 77 | | | | | | | | | 131 | H | Providence | 60 67 |
| | | | | | | | | | | | | 226 | A | Xavier | 63 70 |
| | | | | | | | | | | | | 251 | H | Oral Roberts | 78 58 |
| | | | | | | | | | | | | 287 | H | Nevada | 68 62 |
| | | | | | | | | | | | | 289 | H | Eastern Wash. | 87 49 |
| | | | | | | | | | | | | 301 | H | Weber St. | 75 46 |
| | | | | | | | | | | | | 303 | N | UTSA | 91 45 |
| <hr/> | | | | | | | | | | | | | | | |
| LAST 10 Division I | | | | | | | | | | | | | | | |
| 5 | A | Stanford | 49 82 | 2 | A | Oregon | 51 88 | | | | | | | | |
| 126 | A | California | 71 62 | 13 | A | Oregon St. | 48 77 | | | | | | | | |
| 43 | A | Colorado | 84 69 | 43 | H | Colorado | 70 80 | | | | | | | | |
| 72 | H | Southern California | 67 65 | 301 | H | Weber St. | 75 46 | | | | | | | | |
| 6 | H | UCLA | 54 84 | 131 | H | Providence | 60 67 | | | | | | | | |

Non-Div I Games:

Utah

| | | | | | | | | | | |
|-------------------|----------|-----------|----------------|------------|-------------|---------------|------|------|-------|-----------|
| Average RPI Win: | 280 | WON-LOST | WINNING | LAST 10 | STRENGTH OF | OPP. STRENGTH | TEAM | ADJ. | CONF. | ADJ CONF. |
| Average RPI Loss: | 172 | RECORD | PCT. RANK | GAMES | SCHEDULE | OF SCHEDULE | RPI | RPI | RPI | RPI |
| DIV. I ONLY | 5- 14 | 289 | 3-7 | 189 | 249 | 282 | 282 | 17 | 17 | |
| DIV. I NON-CONF. | 4- 6 | 212 | 2-1 | 119 | 247 | 183 | 183 | 24 | 24 | |
| TOTALS | RPI 1-25 | RPI 26-50 | W-L RECORDS | RPI 51-100 | RPI 101-150 | RPI 150+ | | | | |
| 5- 14 | 0- 2 | 0- 0 | OVERALL | 0- 2 | 0- 3 | 5- 7 | | | | |
| 3- 5 | 0- 0 | 0- 0 | HOME | 0- 0 | 0- 3 | 3- 2 | | | | |
| 2- 9 | 0- 2 | 0- 0 | AWAY | 0- 2 | 0- 0 | 2- 5 | | | | |
| 0- 0 | 0- 0 | 0- 0 | NEUTRAL | 0- 0 | 0- 0 | 0- 0 | | | | |
| 4- 6 | 0- 2 | 0- 0 | NON-CONFERENCE | 0- 1 | 0- 1 | 4- 2 | | | | |
| 3- 1 | 0- 0 | 0- 0 | HOME | 0- 0 | 0- 1 | 3- 0 | | | | |
| 1- 5 | 0- 2 | 0- 0 | AWAY | 0- 1 | 0- 0 | 1- 2 | | | | |
| 0- 0 | 0- 0 | 0- 0 | NEUTRAL | 0- 0 | 0- 0 | 0- 0 | | | | |
| 1- 8 | 0- 0 | 0- 0 | CONFERENCE | 0- 1 | 0- 2 | 1- 5 | | | | |
| 0- 4 | 0- 0 | 0- 0 | HOME | 0- 0 | 0- 2 | 0- 2 | | | | |
| 1- 4 | 0- 0 | 0- 0 | AWAY | 0- 1 | 0- 0 | 1- 3 | | | | |
| 0- 0 | 0- 0 | 0- 0 | NEUTRAL | 0- 0 | 0- 0 | 0- 0 | | | | |

| RPI 1-25 | | | | RPI 26-50 | | | | RPI 51-100 | | | | RPI 101+ Team's RPI: 282 | | | |
|--------------------|---|--------------|--------|-----------|---|---------------|-------|------------|---|------------|-------|--------------------------|---|-------------------|-------|
| RPI | S | Opponent | Score | RPI | S | Opponent | Score | RPI | S | Opponent | Score | RPI | S | Opponent | Score |
| 2 | A | Oregon | 52 109 | | | | | 71 | A | Fresno St. | 64 76 | 110 | H | Boise St. | 59 65 |
| 13 | A | Oregon St. | 46 75 | | | | | 80 | A | BYU | 50 67 | 123 | H | Portland | 64 70 |
| | | | | | | | | | | | | 134 | H | San Jose St. | 61 76 |
| | | | | | | | | | | | | 185 | H | UNLV | 46 60 |
| | | | | | | | | | | | | 234 | A | Cal St. Fullerton | 62 83 |
| | | | | | | | | | | | | 236 | H | North Texas | 66 55 |
| | | | | | | | | | | | | 256 | H | Idaho St. | 69 61 |
| | | | | | | | | | | | | 261 | A | Colorado St. | 55 56 |
| | | | | | | | | | | | | 263 | A | Long Beach St. | 56 48 |
| | | | | | | | | | | | | 265 | A | San Diego St. | 62 66 |
| | | | | | | | | | | | | 287 | A | Nevada | 60 69 |
| | | | | | | | | | | | | 316 | A | Air Force | 53 52 |
| | | | | | | | | | | | | 316 | H | Air Force | 45 62 |
| | | | | | | | | | | | | 326 | A | Utah Valley | 49 57 |
| | | | | | | | | | | | | 331 | H | Seattle U | 70 63 |
| LAST 10 Division I | | | | | | | | | | | | | | | |
| 261 | A | Colorado St. | 55 56 | 265 | A | San Diego St. | 62 66 | | | | | | | | |
| 316 | A | Air Force | 53 52 | 185 | H | UNLV | 46 60 | | | | | | | | |
| 110 | H | Boise St. | 59 65 | 326 | A | Utah Valley | 49 57 | | | | | | | | |
| 287 | A | Nevada | 60 69 | 256 | H | Idaho St. | 69 61 | | | | | | | | |
| 316 | H | Air Force | 45 62 | 236 | H | North Texas | 66 55 | | | | | | | | |

Non-Div I Games: Dixie St. 61 49

Utah St.

Utah Valley

Through Games Of Jan. 26, 2020

| | | | | | | | | | | |
|-------------------|----------|-----------|----------------|------------|-------------|---------------|------|------|-------|-----------|
| Average RPI Win: | 304 | WON-LOST | WINNING | LAST 10 | STRENGTH OF | OPP. STRENGTH | TEAM | ADJ. | CONF. | ADJ CONF. |
| Average RPI Loss: | 217 | RECORD | PCT. RANK | GAMES | SCHEDULE | OF SCHEDULE | RPI | RPI | RPI | RPI |
| DIV. I ONLY | 6- 11 | 247 | 6-4 | 342 | 332 | 326 | 326 | 32 | 32 | |
| DIV. I NON-CONF. | 1- 9 | 326 | 1-2 | 319 | 296 | 345 | 345 | 32 | 32 | |
| TOTALS | RPI 1-25 | RPI 26-50 | W-L RECORDS | RPI 51-100 | RPI 101-150 | RPI 150+ | | | | |
| 6- 11 | 0- 0 | 0- 0 | OVERALL | 0- 1 | 0- 1 | 6- 9 | | | | |
| 4- 6 | 0- 0 | 0- 0 | HOME | 0- 0 | 0- 0 | 4- 6 | | | | |
| 2- 5 | 0- 0 | 0- 0 | AWAY | 0- 1 | 0- 1 | 2- 3 | | | | |
| 0- 0 | 0- 0 | 0- 0 | NEUTRAL | 0- 0 | 0- 0 | 0- 0 | | | | |
| 1- 9 | 0- 0 | 0- 0 | NON-CONFERENCE | 0- 1 | 0- 1 | 1- 7 | | | | |
| 1- 4 | 0- 0 | 0- 0 | HOME | 0- 0 | 0- 0 | 1- 4 | | | | |
| 0- 5 | 0- 0 | 0- 0 | AWAY | 0- 1 | 0- 1 | 0- 3 | | | | |
| 0- 0 | 0- 0 | 0- 0 | NEUTRAL | 0- 0 | 0- 0 | 0- 0 | | | | |
| 5- 2 | 0- 0 | 0- 0 | CONFERENCE | 0- 0 | 0- 0 | 5- 2 | | | | |
| 3- 2 | 0- 0 | 0- 0 | HOME | 0- 0 | 0- 0 | 3- 2 | | | | |
| 2- 0 | 0- 0 | 0- 0 | AWAY | 0- 0 | 0- 0 | 2- 0 | | | | |
| 0- 0 | 0- 0 | 0- 0 | NEUTRAL | 0- 0 | 0- 0 | 0- 0 | | | | |

| RPI 1-25 | | | RPI 26-50 | | | RPI 51-100 | | | RPI 101+ Team's RPI: 326 | | |
|--------------------|---|-----------------|-----------|-----|---|-------------|-------|-----|--------------------------|------------------|-------|
| RPI | S | Opponent | Score | RPI | S | Opponent | Score | RPI | S | Opponent | Score |
| | | | | | | 80 | A | BYU | 57 | 71 | |
| | | | | | | | | 110 | A | Boise St. | 69 77 |
| | | | | | | | | 158 | H | CSU Bakersfield | 53 55 |
| | | | | | | | | 194 | H | Montana | 52 63 |
| | | | | | | | | 203 | H | Southern Utah | 58 71 |
| | | | | | | | | 227 | H | UMKC | 62 41 |
| | | | | | | | | 253 | H | Grand Canyon | 59 66 |
| | | | | | | | | 256 | H | Idaho St. | 61 88 |
| | | | | | | | | 268 | A | UC Santa Barbara | 51 59 |
| | | | | | | | | 278 | A | UC Riverside | 53 67 |
| | | | | | | | | 282 | H | Utah St. | 57 49 |
| | | | | | | | | 287 | H | Nevada | 57 60 |
| | | | | | | | | 301 | A | Weber St. | 46 72 |
| | | | | | | | | 310 | A | New Mexico St. | 58 54 |
| | | | | | | | | 324 | A | UTRGV | 76 67 |
| | | | | | | | | 331 | H | Seattle U | 70 58 |
| | | | | | | | | 347 | H | Chicago St. | 89 58 |
| LAST 10 Division I | | | | | | | | | | | |
| 253 | H | Grand Canyon | 59 66 | 227 | H | UMKC | 62 41 | | | | |
| 158 | H | CSU Bakersfield | 53 55 | 347 | H | Chicago St. | 89 58 | | | | |
| 324 | A | UTRGV | 76 67 | 282 | H | Utah St. | 57 49 | | | | |
| 310 | A | New Mexico St. | 58 54 | 301 | A | Weber St. | 46 72 | | | | |
| 331 | H | Seattle U | 70 58 | 80 | A | BYU | 57 71 | | | | |

Non-Div I Games: Antelope Valley 77 61 Ottawa (AZ) 99 50

Utah Valley

■ Loss,
 ■ Non-Conf,
 ■ S Site,
 ■ H Home
 ■ A Away
 N Neutral

| | | | | | | | | | | |
|-------------------|----------|-----------|----------------|------------|-------------|---------------|------|------|-------|-----------|
| Average RPI Win: | 190 | WON-LOST | WINNING | LAST 10 | STRENGTH OF | OPP. STRENGTH | TEAM | ADJ. | CONF. | ADJ CONF. |
| Average RPI Loss: | 111 | RECORD | PCT. RANK | GAMES | SCHEDULE | OF SCHEDULE | RPI | RPI | RPI | RPI |
| DIV. I ONLY | 11- 8 | 128 | 8-2 | 138 | 110 | 113 | 113 | 12 | 12 | |
| DIV. I NON-CONF. | 5- 8 | 221 | 2-2 | 161 | 102 | 233 | 233 | 12 | 12 | |
| TOTALS | RPI 1-25 | RPI 26-50 | W-L RECORDS | RPI 51-100 | RPI 101-150 | RPI 150+ | | | | |
| 11- 8 | 0- 0 | 1- 0 | OVERALL | 1- 4 | 2- 2 | 7- 2 | | | | |
| 6- 3 | 0- 0 | 1- 0 | HOME | 0- 0 | 1- 2 | 4- 1 | | | | |
| 4- 5 | 0- 0 | 0- 0 | AWAY | 1- 4 | 1- 0 | 2- 1 | | | | |
| 1- 0 | 0- 0 | 0- 0 | NEUTRAL | 0- 0 | 0- 0 | 1- 0 | | | | |
| 5- 8 | 0- 0 | 1- 0 | NON-CONFERENCE | 0- 4 | 0- 2 | 4- 2 | | | | |
| 4- 3 | 0- 0 | 1- 0 | HOME | 0- 0 | 0- 2 | 3- 1 | | | | |
| 0- 5 | 0- 0 | 0- 0 | AWAY | 0- 4 | 0- 0 | 0- 1 | | | | |
| 1- 0 | 0- 0 | 0- 0 | NEUTRAL | 0- 0 | 0- 0 | 1- 0 | | | | |
| 6- 0 | 0- 0 | 0- 0 | CONFERENCE | 1- 0 | 2- 0 | 3- 0 | | | | |
| 2- 0 | 0- 0 | 0- 0 | HOME | 0- 0 | 1- 0 | 1- 0 | | | | |
| 4- 0 | 0- 0 | 0- 0 | AWAY | 1- 0 | 1- 0 | 2- 0 | | | | |
| 0- 0 | 0- 0 | 0- 0 | NEUTRAL | 0- 0 | 0- 0 | 0- 0 | | | | |

| RPI S | Opponent | Score | RPI S | Opponent | Score | RPI S | Opponent | Score | RPI S | Opponent | Score | Team's RPI: 113 |
|--------------------|------------------|-------|-------|------------------|-------|-------|-------------------|-------|-------|----------|-------|-----------------|
| 32 | H Old Dominion | 62 49 | 52 | A Middle Tenn. | 63 86 | 103 | H Cincinnati | 56 58 | | | | |
| | | | 74 | A Seton Hall | 33 53 | 118 | H Richmond | 53 50 | | | | |
| | | | 78 | A South Fla. | 55 77 | 136 | H N.C. A&T | 58 69 | | | | |
| | | | 89 | A Boston College | 52 87 | 150 | A Massachusetts | 61 46 | | | | |
| | | | 98 | A Saint Louis | 65 52 | 157 | H William & Mary | 55 69 | | | | |
| | | | | | | 172 | A Rhode Island | 75 54 | | | | |
| | | | | | | 184 | H Saint Joseph's | 47 40 | | | | |
| | | | | | | 197 | A Southern Miss. | 39 51 | | | | |
| | | | | | | 212 | A George Mason | 82 63 | | | | |
| | | | | | | 271 | H East Carolina | 53 40 | | | | |
| | | | | | | 278 | H UC Riverside | 67 51 | | | | |
| | | | | | | 280 | H Appalachian St. | 66 38 | | | | |
| | | | | | | 300 | N Omaha | 74 66 | | | | |
| LAST 10 Division I | | | | | | | | | | | | |
| 212 | A George Mason | 82 63 | 172 | A Rhode Island | 75 54 | | | | | | | |
| 150 | A Massachusetts | 61 46 | 136 | H N.C. A&T | 58 69 | | | | | | | |
| 118 | H Richmond | 53 50 | 278 | H UC Riverside | 67 51 | | | | | | | |
| 98 | A Saint Louis | 65 52 | 52 | A Middle Tenn. | 63 86 | | | | | | | |
| 184 | H Saint Joseph's | 47 40 | 32 | H Old Dominion | 62 49 | | | | | | | |

Non-Div I Games:

VCU

Valparaiso

Through Games Of Jan. 26, 2020

| | | | | | | | | | | |
|-------------------|----------|-----------|----------------|------------|-------------|---------------|------|------|-------|-----------|
| Average RPI Win: | 255 | WON-LOST | WINNING | LAST 10 | STRENGTH OF | OPP. STRENGTH | TEAM | ADJ. | CONF. | ADJ CONF. |
| Average RPI Loss: | 68 | RECORD | PCT. RANK | GAMES | SCHEDULE | OF SCHEDULE | RPI | RPI | RPI | RPI |
| DIV. I ONLY | 11- 7 | 108 | 6-4 | 247 | 132 | 164 | 164 | 7 | 7 | |
| DIV. I NON-CONF. | 8- 3 | 68 | 3-0 | 324 | 192 | 141 | 141 | 7 | 7 | |
| TOTALS | RPI 1-25 | RPI 26-50 | W-L RECORDS | RPI 51-100 | RPI 101-150 | RPI 150+ | | | | |
| 11- 7 | 0- 3 | 0- 0 | OVERALL | 0- 3 | 1- 0 | 10- 1 | | | | |
| 5- 4 | 0- 1 | 0- 0 | HOME | 0- 3 | 1- 0 | 4- 0 | | | | |
| 6- 2 | 0- 1 | 0- 0 | AWAY | 0- 0 | 0- 0 | 6- 1 | | | | |
| 0- 1 | 0- 1 | 0- 0 | NEUTRAL | 0- 0 | 0- 0 | 0- 0 | | | | |
| 8- 3 | 0- 2 | 0- 0 | NON-CONFERENCE | 0- 0 | 0- 0 | 8- 1 | | | | |
| 4- 0 | 0- 0 | 0- 0 | HOME | 0- 0 | 0- 0 | 4- 0 | | | | |
| 4- 2 | 0- 1 | 0- 0 | AWAY | 0- 0 | 0- 0 | 4- 1 | | | | |
| 0- 1 | 0- 1 | 0- 0 | NEUTRAL | 0- 0 | 0- 0 | 0- 0 | | | | |
| 3- 4 | 0- 1 | 0- 0 | CONFERENCE | 0- 3 | 1- 0 | 2- 0 | | | | |
| 1- 4 | 0- 1 | 0- 0 | HOME | 0- 3 | 1- 0 | 0- 0 | | | | |
| 2- 0 | 0- 0 | 0- 0 | AWAY | 0- 0 | 0- 0 | 2- 0 | | | | |
| 0- 0 | 0- 0 | 0- 0 | NEUTRAL | 0- 0 | 0- 0 | 0- 0 | | | | |

| RPI 1-25 | | | | RPI 26-50 | | | | RPI 51-100 | | | | RPI 101+ Team's RPI: 164 | | | |
|--------------------|---|----------------|-------|-----------|---|---------------|-------|------------|---|---------------|-------|--------------------------|---|------------------|-------|
| RPI | S | Opponent | Score | RPI | S | Opponent | Score | RPI | S | Opponent | Score | RPI | S | Opponent | Score |
| 12 | H | Missouri St. | 68 81 | | | | | 53 | H | Bradley | 61 75 | 102 | H | Loyola Chicago | 66 64 |
| 15 | A | Northwestern | 48 69 | | | | | 87 | H | Southern Ill. | 51 67 | 155 | A | Toledo | 61 54 |
| 25 | N | Ohio St. | 38 89 | | | | | 93 | H | Illinois St. | 60 72 | 192 | H | Bowling Green | 95 90 |
| | | | | | | | | | | | | 193 | A | North Dakota | 63 65 |
| | | | | | | | | | | | | 242 | A | Eastern Ill. | 78 66 |
| | | | | | | | | | | | | 244 | H | Morehead St. | 55 53 |
| | | | | | | | | | | | | 269 | A | Indiana St. | 75 56 |
| | | | | | | | | | | | | 290 | A | North Dakota St. | 66 54 |
| | | | | | | | | | | | | 314 | A | Detroit Mercy | 77 58 |
| | | | | | | | | | | | | 315 | A | Evansville | 88 66 |
| | | | | | | | | | | | | 338 | H | UIC | 63 37 |
| | | | | | | | | | | | | 347 | H | Chicago St. | 95 49 |
| LAST 10 Division I | | | | | | | | | | | | | | | |
| 102 | H | Loyola Chicago | 66 64 | 12 | H | Missouri St. | 68 81 | | | | | | | | |
| 53 | H | Bradley | 61 75 | 87 | H | Southern Ill. | 51 67 | | | | | | | | |
| 93 | H | Illinois St. | 60 72 | 242 | A | Eastern Ill. | 78 66 | | | | | | | | |
| 315 | A | Evansville | 88 66 | 347 | H | Chicago St. | 95 49 | | | | | | | | |
| 269 | A | Indiana St. | 75 56 | 244 | H | Morehead St. | 55 53 | | | | | | | | |

Non-Div I Games:

Valparaiso

■ Loss,
■ Non-Conf, S Site,
■ Home
■ Away
N Neutral

Vanderbilt

Through Games Of Jan. 26, 2020

| Average RPI Win: | 196 | WON-LOST | WINNING | LAST 10 | STRENGTH OF | OPP. STRENGTH | TEAM | ADJ. | CONF. | ADJ CONF. |
|-------------------|----------|-----------|----------------|------------|-------------|---------------|------|------|-------|-----------|
| Average RPI Loss: | 47 | RECORD | PCT. RANK | GAMES | SCHEDULE | OF SCHEDULE | RPI | RPI | RPI | RPI |
| DIV. I ONLY | 12- 8 | 115 | 5-5 | 31 | 103 | 83 | 83 | 4 | 4 | |
| DIV. I NON-CONF. | 10- 3 | 58 | 3-0 | 95 | 259 | 70 | 70 | 5 | 5 | |
| TOTALS | RPI 1-25 | RPI 26-50 | W-L RECORDS | RPI 51-100 | RPI 101-150 | RPI 150+ | | | | |
| 12- 8 | 0- 3 | 0- 2 | OVERALL | 2- 2 | 3- 1 | 7- 0 | | | | |
| 8- 4 | 0- 3 | 0- 1 | HOME | 1- 0 | 2- 0 | 5- 0 | | | | |
| 3- 2 | 0- 0 | 0- 0 | AWAY | 1- 1 | 1- 1 | 1- 0 | | | | |
| 1- 2 | 0- 0 | 0- 1 | NEUTRAL | 0- 1 | 0- 0 | 1- 0 | | | | |
| 10- 3 | 0- 1 | 0- 1 | NON-CONFERENCE | 1- 1 | 2- 0 | 7- 0 | | | | |
| 7- 1 | 0- 1 | 0- 0 | HOME | 1- 0 | 1- 0 | 5- 0 | | | | |
| 2- 0 | 0- 0 | 0- 0 | AWAY | 0- 0 | 1- 0 | 1- 0 | | | | |
| 1- 2 | 0- 0 | 0- 1 | NEUTRAL | 0- 1 | 0- 0 | 1- 0 | | | | |
| 2- 5 | 0- 2 | 0- 1 | CONFERENCE | 1- 1 | 1- 1 | 0- 0 | | | | |
| 1- 3 | 0- 2 | 0- 1 | HOME | 0- 0 | 1- 0 | 0- 0 | | | | |
| 1- 2 | 0- 0 | 0- 0 | AWAY | 1- 1 | 0- 1 | 0- 0 | | | | |
| 0- 0 | 0- 0 | 0- 0 | NEUTRAL | 0- 0 | 0- 0 | 0- 0 | | | | |

| RPI S | Opponent | Score | RPI S | Opponent | Score | RPI S | Opponent | Score | RPI S | Opponent | Score |
|--------------------|-------------------|--------|-------|--------------|--------|-------|---------------|-------|-------|--------------------|--------|
| 1 | H South Carolina | 57 93 | 41 | N Rutgers | 56 62 | 62 | A Alabama | 61 98 | 107 | A Washington | 76 74 |
| 7 | H UConn | 51 64 | 47 | H Arkansas | 66 100 | 74 | N Seton Hall | 65 69 | 130 | A Florida | 60 68 |
| 11 | H Mississippi St. | 52 68 | | | | 75 | A Georgia | 63 55 | 135 | H Tennessee Tech | 75 61 |
| | | | | | | 98 | H Saint Louis | 62 50 | 144 | H Auburn | 77 55 |
| | | | | | | | | | 162 | H Columbia | 72 51 |
| | | | | | | | | | 176 | H Furman | 74 46 |
| | | | | | | | | | 230 | H Radford | 80 46 |
| | | | | | | | | | 276 | H Eastern Ky. | 75 69 |
| | | | | | | | | | 297 | N UC Irvine | 76 63 |
| | | | | | | | | | 309 | H Jacksonville St. | 88 66 |
| | | | | | | | | | 339 | A Tennessee St. | 106 55 |
| LAST 10 Division I | | | | | | | | | | | |
| 62 | A Alabama | 61 98 | 130 | A Florida | 60 68 | | | | | | |
| 11 | H Mississippi St. | 52 68 | 144 | H Auburn | 77 55 | | | | | | |
| 47 | H Arkansas | 66 100 | 162 | H Columbia | 72 51 | | | | | | |
| 1 | H South Carolina | 57 93 | 107 | A Washington | 76 74 | | | | | | |
| 75 | A Georgia | 63 55 | 297 | N UC Irvine | 76 63 | | | | | | |

Non-Div I Games:

Vanderbilt

Loss, Non-Conf, S Site, H Home A Away N Neutral

| | | | | | | | | | | |
|-------------------|----------|-----------|----------------|------------|-------------|---------------|------|------|-------|-----------|
| Average RPI Win: | 304 | WON-LOST | WINNING | LAST 10 | STRENGTH OF | OPP. STRENGTH | TEAM | ADJ. | CONF. | ADJ CONF. |
| Average RPI Loss: | 176 | RECORD | PCT. RANK | GAMES | SCHEDULE | OF SCHEDULE | RPI | RPI | RPI | RPI |
| DIV. I ONLY | 8- 11 | 220 | 5-5 | 291 | 329 | 281 | 281 | 28 | 28 | |
| DIV. I NON-CONF. | 5- 7 | 205 | 2-1 | 300 | 304 | 292 | 292 | 28 | 28 | |
| TOTALS | RPI 1-25 | RPI 26-50 | W-L RECORDS | RPI 51-100 | RPI 101-150 | RPI 150+ | | | | |
| 8- 11 | 0- 0 | 0- 0 | OVERALL | 0- 2 | 0- 2 | 8- 7 | | | | |
| 6- 3 | 0- 0 | 0- 0 | HOME | 0- 0 | 0- 1 | 6- 2 | | | | |
| 2- 8 | 0- 0 | 0- 0 | AWAY | 0- 2 | 0- 1 | 2- 5 | | | | |
| 0- 0 | 0- 0 | 0- 0 | NEUTRAL | 0- 0 | 0- 0 | 0- 0 | | | | |
| 5- 7 | 0- 0 | 0- 0 | NON-CONFERENCE | 0- 1 | 0- 2 | 5- 4 | | | | |
| 4- 2 | 0- 0 | 0- 0 | HOME | 0- 0 | 0- 1 | 4- 1 | | | | |
| 1- 5 | 0- 0 | 0- 0 | AWAY | 0- 1 | 0- 1 | 1- 3 | | | | |
| 0- 0 | 0- 0 | 0- 0 | NEUTRAL | 0- 0 | 0- 0 | 0- 0 | | | | |
| 3- 4 | 0- 0 | 0- 0 | CONFERENCE | 0- 1 | 0- 0 | 3- 3 | | | | |
| 2- 1 | 0- 0 | 0- 0 | HOME | 0- 0 | 0- 0 | 2- 1 | | | | |
| 1- 3 | 0- 0 | 0- 0 | AWAY | 0- 1 | 0- 0 | 1- 2 | | | | |
| 0- 0 | 0- 0 | 0- 0 | NEUTRAL | 0- 0 | 0- 0 | 0- 0 | | | | |

| RPI S | Opponent | Score | RPI S | Opponent | Score | RPI S | Opponent | Score | RPI S | Opponent | Score | Team's RPI: 281 |
|--------------------|----------|-------|-------|----------------|-------|-------|----------------|-------|-------|----------------------|-------|-----------------|
| | | | | | | 70 | A Minnesota | 58 90 | 102 | A Loyola Chicago | 76 78 | |
| | | | | | | 96 | A Stony Brook | 49 67 | 150 | H Massachusetts | 49 83 | |
| | | | | | | | | | 159 | A Dartmouth | 55 72 | |
| | | | | | | | | | 171 | A Merrimack | 53 78 | |
| | | | | | | | | | 172 | A Rhode Island | 74 77 | |
| | | | | | | | | | 180 | H Binghamton | 65 62 | |
| | | | | | | | | | 220 | A UMass Lowell | 47 61 | |
| | | | | | | | | | 223 | H Saint Francis (PA) | 69 73 | |
| | | | | | | | | | 255 | H Maine | 47 65 | |
| | | | | | | | | | 277 | H Navy | 64 56 | |
| | | | | | | | | | 306 | H UMBC | 60 58 | |
| | | | | | | | | | 307 | H Bryant | 71 66 | |
| | | | | | | | | | 313 | A Albany (NY) | 49 58 | |
| | | | | | | | | | 329 | H NJIT | 65 59 | |
| | | | | | | | | | 336 | H Canisius | 76 53 | |
| | | | | | | | | | 345 | A Hartford | 63 53 | |
| | | | | | | | | | 348 | A LIU Brooklyn | 73 62 | |
| LAST 10 Division I | | | | | | | | | | | | |
| | | | 220 | A UMass Lowell | 47 61 | 96 | A Stony Brook | 49 67 | | | | |
| | | | 255 | H Maine | 47 65 | 313 | A Albany (NY) | 49 58 | | | | |
| | | | 345 | A Hartford | 63 53 | 171 | A Merrimack | 53 78 | | | | |
| | | | 180 | H Binghamton | 65 62 | 348 | A LIU Brooklyn | 73 62 | | | | |
| | | | 306 | H UMBC | 60 58 | 329 | H NJIT | 65 59 | | | | |

Non-Div I Games: Norwich 86 40

Vermont

■ Loss,
 ■ Non-Conf,
 ■ S Site,
 ■ H Home
 ■ A Away
 N Neutral

Villanova

Through Games Of Jan. 26, 2020

| | | | | | | | | | | |
|-------------------|----------|-----------|----------------|------------|-------------|---------------|------|------|-------|-----------|
| Average RPI Win: | 146 | WON-LOST | WINNING | LAST 10 | STRENGTH OF | OPP. STRENGTH | TEAM | ADJ. | CONF. | ADJ CONF. |
| Average RPI Loss: | 77 | RECORD | PCT. RANK | GAMES | SCHEDULE | OF SCHEDULE | RPI | RPI | RPI | RPI |
| DIV. I ONLY | 11- 9 | 150 | 6-4 | 62 | 48 | 88 | 88 | 6 | 6 | |
| DIV. I NON-CONF. | 6- 5 | 151 | 1-0 | 73 | 58 | 88 | 88 | 6 | 6 | |
| TOTALS | RPI 1-25 | RPI 26-50 | W-L RECORDS | RPI 51-100 | RPI 101-150 | RPI 150+ | | | | |
| 11- 9 | 0- 1 | 1- 3 | OVERALL | 2- 3 | 3- 1 | 5- 1 | | | | |
| 6- 4 | 0- 0 | 0- 2 | HOME | 0- 1 | 2- 1 | 4- 0 | | | | |
| 5- 5 | 0- 1 | 1- 1 | AWAY | 2- 2 | 1- 0 | 1- 1 | | | | |
| 0- 0 | 0- 0 | 0- 0 | NEUTRAL | 0- 0 | 0- 0 | 0- 0 | | | | |
| 6- 5 | 0- 0 | 0- 1 | NON-CONFERENCE | 1- 2 | 2- 1 | 3- 1 | | | | |
| 3- 2 | 0- 0 | 0- 1 | HOME | 0- 0 | 1- 1 | 2- 0 | | | | |
| 3- 3 | 0- 0 | 0- 0 | AWAY | 1- 2 | 1- 0 | 1- 1 | | | | |
| 0- 0 | 0- 0 | 0- 0 | NEUTRAL | 0- 0 | 0- 0 | 0- 0 | | | | |
| 5- 4 | 0- 1 | 1- 2 | CONFERENCE | 1- 1 | 1- 0 | 2- 0 | | | | |
| 3- 2 | 0- 0 | 0- 1 | HOME | 0- 1 | 1- 0 | 2- 0 | | | | |
| 2- 2 | 0- 1 | 1- 1 | AWAY | 1- 0 | 0- 0 | 0- 0 | | | | |
| 0- 0 | 0- 0 | 0- 0 | NEUTRAL | 0- 0 | 0- 0 | 0- 0 | | | | |

| RPI 1-25 | | | | RPI 26-50 | | | | RPI 51-100 Team's RPI: 88 | | | | RPI 101+ | | | |
|--------------------|---|----------|-------|-----------|---|-----------------|-------|---------------------------|---|-----------------|-------|----------|---|-------------------|-------|
| RPI | S | Opponent | Score | RPI | S | Opponent | Score | RPI | S | Opponent | Score | RPI | S | Opponent | Score |
| 17 | A | DePaul | 69 85 | 37 | A | Marquette | 52 57 | 54 | A | Temple | 69 74 | 117 | A | Fordham | 73 66 |
| | | | | 40 | H | Creighton | 42 58 | 69 | A | Drexel | 52 54 | 120 | H | Penn | 70 58 |
| | | | | 42 | A | St. John's (NY) | 67 62 | 74 | A | Seton Hall | 61 55 | 131 | H | Providence | 51 49 |
| | | | | 45 | H | James Madison | 52 56 | 75 | A | Georgia | 63 58 | 146 | H | George Washington | 56 68 |
| | | | | | | | | 92 | H | Butler | 41 58 | 184 | H | Saint Joseph's | 60 44 |
| | | | | | | | | | | | | 190 | A | American | 54 76 |
| | | | | | | | | | | | | 198 | A | La Salle | 77 69 |
| | | | | | | | | | | | | 221 | H | Georgetown | 74 53 |
| | | | | | | | | | | | | 222 | H | Manhattan | 63 51 |
| | | | | | | | | | | | | 226 | H | Xavier | 66 54 |
| LAST 10 Division I | | | | | | | | | | | | | | | |
| | | | | 37 | A | Marquette | 52 57 | 92 | H | Butler | 41 58 | | | | |
| | | | | 17 | A | DePaul | 69 85 | 42 | A | St. John's (NY) | 67 62 | | | | |
| | | | | 221 | H | Georgetown | 74 53 | 74 | A | Seton Hall | 61 55 | | | | |
| | | | | 120 | H | Penn | 70 58 | 40 | H | Creighton | 42 58 | | | | |
| | | | | 226 | H | Xavier | 66 54 | 131 | H | Providence | 51 49 | | | | |

Non-Div I Games:

Villanova

Loss, Non-Conf, S Site, H Home A Away N Neutral

| Average RPI Win: 103 | | WON-LOST | WINNING | LAST 10 | STRENGTH OF | OPP. STRENGTH | TEAM | ADJ. | CONF. | ADJ CONF. |
|----------------------|------|----------|-----------|----------------|-------------|---------------|-------------|----------|-------|-----------|
| Average RPI Loss: 32 | | RECORD | PCT. RANK | GAMES | SCHEDULE | OF SCHEDULE | RPI | RPI | RPI | RPI |
| DIV. I ONLY | | 8- 12 | 232 | 3-7 | 1 | 19 | 34 | 34 | 5 | 5 |
| DIV. I NON-CONF. | | 5- 6 | 187 | 0-1 | 1 | 30 | 18 | 18 | 3 | 3 |
| TOTALS | | RPI 1-25 | RPI 26-50 | W-L RECORDS | | RPI 51-100 | RPI 101-150 | RPI 150+ | | |
| 8- 12 | 0- 6 | | 3- 2 | OVERALL | | 2- 4 | 1- 0 | 2- 0 | | |
| 5- 4 | 0- 2 | | 3- 1 | HOME | | 1- 1 | 1- 0 | 0- 0 | | |
| 3- 7 | 0- 3 | | 0- 1 | AWAY | | 1- 3 | 0- 0 | 2- 0 | | |
| 0- 1 | 0- 1 | | 0- 0 | NEUTRAL | | 0- 0 | 0- 0 | 0- 0 | | |
| 5- 6 | 0- 4 | | 2- 1 | NON-CONFERENCE | | 1- 1 | 0- 0 | 2- 0 | | |
| 3- 2 | 0- 2 | | 2- 0 | HOME | | 1- 0 | 0- 0 | 0- 0 | | |
| 2- 3 | 0- 1 | | 0- 1 | AWAY | | 0- 1 | 0- 0 | 2- 0 | | |
| 0- 1 | 0- 1 | | 0- 0 | NEUTRAL | | 0- 0 | 0- 0 | 0- 0 | | |
| 3- 6 | 0- 2 | | 1- 1 | CONFERENCE | | 1- 3 | 1- 0 | 0- 0 | | |
| 2- 2 | 0- 0 | | 1- 1 | HOME | | 0- 1 | 1- 0 | 0- 0 | | |
| 1- 4 | 0- 2 | | 0- 0 | AWAY | | 1- 2 | 0- 0 | 0- 0 | | |
| 0- 0 | 0- 0 | | 0- 0 | NEUTRAL | | 0- 0 | 0- 0 | 0- 0 | | |

| RPI 1-25 | | | | RPI 26-50 | | | | RPI 51-100 | | | | RPI 101+ | | | |
|--------------------|---|-----------------|-------|-----------|---|----------------|-------|------------|---|---------------------|-------|----------|---|------------|-------|
| RPI | S | Opponent | Score | RPI | S | Opponent | Score | RPI | S | Opponent | Score | RPI | S | Opponent | Score |
| 3 | A | Louisville | 56 71 | 26 | H | Virginia Tech | 61 69 | 56 | A | Georgia Tech | 51 61 | 127 | H | Notre Dame | 90 60 |
| 6 | H | UCLA | 62 73 | 32 | H | Old Dominion | 56 53 | 57 | H | North Carolina | 47 65 | 185 | A | UNLV | 63 55 |
| 7 | A | UConn | 44 83 | 36 | H | Duke | 66 63 | 60 | H | Bucknell | 84 60 | 248 | A | CSUN | 72 47 |
| 11 | N | Mississippi St. | 59 72 | 41 | A | Rutgers | 63 73 | 67 | A | Wake Forest | 56 62 | | | | |
| 19 | A | NC State | 60 80 | 45 | H | James Madison | 55 49 | 72 | A | Southern California | 49 59 | | | | |
| 20 | H | Kentucky | 47 50 | | | | | 89 | A | Boston College | 69 52 | | | | |
| LAST 10 Division I | | | | | | | | | | | | | | | |
| | | | | 127 | H | Notre Dame | 90 60 | 36 | H | Duke | 66 63 | | | | |
| | | | | 3 | A | Louisville | 56 71 | 19 | A | NC State | 60 80 | | | | |
| | | | | 26 | H | Virginia Tech | 61 69 | 57 | H | North Carolina | 47 65 | | | | |
| | | | | 67 | A | Wake Forest | 56 62 | 56 | A | Georgia Tech | 51 61 | | | | |
| | | | | 89 | A | Boston College | 69 52 | 11 | N | Mississippi St. | 59 72 | | | | |

Non-Div I Games:

Virginia

Loss, Non-Conf, S Site, H Home A Away N Neutral

Virginia Tech

Through Games Of Jan. 26, 2020

| | | | | | | | | | | |
|-------------------|----------|-----------|----------------|------------|-------------|---------------|------|------|-------|-----------|
| Average RPI Win: | 147 | WON-LOST | WINNING | LAST 10 | STRENGTH OF | OPP. STRENGTH | TEAM | ADJ. | CONF. | ADJ CONF. |
| Average RPI Loss: | 37 | RECORD | PCT. RANK | GAMES | SCHEDULE | OF SCHEDULE | RPI | RPI | RPI | RPI |
| DIV. I ONLY | 15- 4 | 37 | 7-3 | 74 | 34 | 26 | 26 | 5 | 5 | |
| DIV. I NON-CONF. | 10- 1 | 19 | 2-0 | 96 | 101 | 22 | 22 | 3 | 3 | |
| TOTALS | RPI 1-25 | RPI 26-50 | W-L RECORDS | RPI 51-100 | RPI 101-150 | RPI 150+ | | | | |
| 15- 4 | 0- 2 | 2- 1 | OVERALL | 4- 1 | 2- 0 | 7- 0 | | | | |
| 10- 0 | 0- 0 | 1- 0 | HOME | 3- 0 | 1- 0 | 5- 0 | | | | |
| 2- 3 | 0- 2 | 1- 1 | AWAY | 0- 0 | 0- 0 | 1- 0 | | | | |
| 3- 1 | 0- 0 | 0- 0 | NEUTRAL | 1- 1 | 1- 0 | 1- 0 | | | | |
| 10- 1 | 0- 0 | 1- 0 | NON-CONFERENCE | 2- 1 | 2- 0 | 5- 0 | | | | |
| 6- 0 | 0- 0 | 1- 0 | HOME | 1- 0 | 1- 0 | 3- 0 | | | | |
| 1- 0 | 0- 0 | 0- 0 | AWAY | 0- 0 | 0- 0 | 1- 0 | | | | |
| 3- 1 | 0- 0 | 0- 0 | NEUTRAL | 1- 1 | 1- 0 | 1- 0 | | | | |
| 5- 3 | 0- 2 | 1- 1 | CONFERENCE | 2- 0 | 0- 0 | 2- 0 | | | | |
| 4- 0 | 0- 0 | 0- 0 | HOME | 2- 0 | 0- 0 | 2- 0 | | | | |
| 1- 3 | 0- 2 | 1- 1 | AWAY | 0- 0 | 0- 0 | 0- 0 | | | | |
| 0- 0 | 0- 0 | 0- 0 | NEUTRAL | 0- 0 | 0- 0 | 0- 0 | | | | |

| RPI 1-25 | | | | RPI 26-50 | | | | Team's RPI: 26 | | | | RPI 51-100 | | | | RPI 101+ | | | |
|--------------------|---|----------------|-------|-----------|---|----------------|-------|----------------|---|----------------|-------|------------|---|--------------------|--------|----------|---|----------|-------|
| RPI | S | Opponent | Score | RPI | S | Opponent | Score | RPI | S | Opponent | Score | RPI | S | Opponent | Score | RPI | S | Opponent | Score |
| 16 | A | Florida St. | 62 86 | 29 | H | Purdue | 67 54 | 57 | H | North Carolina | 76 70 | 101 | N | Rice | 54 45 | | | | |
| 19 | A | NC State | 69 76 | 34 | A | Virginia | 69 61 | 64 | N | Belmont | 60 58 | 108 | H | Liberty | 73 69 | | | | |
| | | | | 36 | A | Duke | 67 72 | 75 | N | Georgia | 72 77 | 166 | N | Wichita St. | 84 63 | | | | |
| | | | | | | | | 89 | H | Boston College | 70 49 | 173 | H | Clemson | 71 50 | | | | |
| | | | | | | | | 100 | H | Davidson | 88 68 | 212 | A | George Mason | 77 58 | | | | |
| | | | | | | | | | | | | 223 | H | Saint Francis (PA) | 105 41 | | | | |
| | | | | | | | | | | | | 237 | H | Gardner-Webb | 87 65 | | | | |
| | | | | | | | | | | | | 285 | H | Pittsburgh | 68 56 | | | | |
| | | | | | | | | | | | | 325 | H | UMES | 86 43 | | | | |
| LAST 10 Division I | | | | | | | | | | | | | | | | | | | |
| 173 | H | Clemson | 71 50 | 57 | H | North Carolina | 76 70 | | | | | | | | | | | | |
| 89 | H | Boston College | 70 49 | 19 | A | NC State | 69 76 | | | | | | | | | | | | |
| 34 | A | Virginia | 69 61 | 16 | A | Florida St. | 62 86 | | | | | | | | | | | | |
| 36 | A | Duke | 67 72 | 166 | N | Wichita St. | 84 63 | | | | | | | | | | | | |
| 285 | H | Pittsburgh | 68 56 | 101 | N | Rice | 54 45 | | | | | | | | | | | | |

Non-Div I Games:

Virginia Tech

■ Loss,
 ■ Non-Conf, S Site,
 ■ Home
 ■ Away
 N Neutral

| Average RPI Win: | 326 | WON-LOST | WINNING | LAST 10 | STRENGTH OF | OPP. STRENGTH | TEAM | ADJ. | CONF. | ADJ CONF. |
|-------------------|----------|-----------|----------------|------------|-------------|---------------|------|------|-------|-----------|
| Average RPI Loss: | 154 | RECORD | PCT. RANK | GAMES | SCHEDULE | OF SCHEDULE | RPI | RPI | RPI | RPI |
| DIV. I ONLY | 5- 12 | 279 | 2-8 | 182 | 339 | 292 | 292 | 29 | 29 | |
| DIV. I NON-CONF. | 3- 7 | 252 | 0-3 | 32 | 332 | 197 | 197 | 30 | 30 | |
| TOTALS | RPI 1-25 | RPI 26-50 | W-L RECORDS | RPI 51-100 | RPI 101-150 | RPI 150+ | | | | |
| 5- 12 | 0- 1 | 0- 1 | OVERALL | 0- 4 | 0- 1 | 5- 5 | | | | |
| 5- 2 | 0- 0 | 0- 0 | HOME | 0- 1 | 0- 0 | 5- 1 | | | | |
| 0- 10 | 0- 1 | 0- 1 | AWAY | 0- 3 | 0- 1 | 0- 4 | | | | |
| 0- 0 | 0- 0 | 0- 0 | NEUTRAL | 0- 0 | 0- 0 | 0- 0 | | | | |
| 3- 7 | 0- 1 | 0- 1 | NON-CONFERENCE | 0- 4 | 0- 0 | 3- 1 | | | | |
| 3- 1 | 0- 0 | 0- 0 | HOME | 0- 1 | 0- 0 | 3- 0 | | | | |
| 0- 6 | 0- 1 | 0- 1 | AWAY | 0- 3 | 0- 0 | 0- 1 | | | | |
| 0- 0 | 0- 0 | 0- 0 | NEUTRAL | 0- 0 | 0- 0 | 0- 0 | | | | |
| 2- 5 | 0- 0 | 0- 0 | CONFERENCE | 0- 0 | 0- 1 | 2- 4 | | | | |
| 2- 1 | 0- 0 | 0- 0 | HOME | 0- 0 | 0- 0 | 2- 1 | | | | |
| 0- 4 | 0- 0 | 0- 0 | AWAY | 0- 0 | 0- 1 | 0- 3 | | | | |
| 0- 0 | 0- 0 | 0- 0 | NEUTRAL | 0- 0 | 0- 0 | 0- 0 | | | | |

| RPI 1-25 | | | | RPI 26-50 | | | | RPI 51-100 | | | | RPI 101+ | | | | Team's RPI: 292 | |
|--------------------|---|----------|--------|-----------|---|----------------------|-------|------------|---|-------------|-------|----------|---|----------------------|-------|-----------------|--|
| RPI | S | Opponent | Score | RPI | S | Opponent | Score | RPI | S | Opponent | Score | RPI | S | Opponent | Score | | |
| 8 | A | Maryland | 56 119 | 44 | A | Yale | 68 87 | 91 | A | Colgate | 58 74 | 138 | A | Robert Morris | 47 51 | | |
| | | | | | | | | 92 | A | Butler | 58 74 | 210 | A | Youngstown St. | 42 64 | | |
| | | | | | | | | 95 | A | Rider | 63 77 | 223 | A | Saint Francis (PA) | 50 51 | | |
| | | | | | | | | 96 | H | Stony Brook | 45 66 | 240 | A | Mt. St. Mary's | 63 78 | | |
| | | | | | | | | | | | | 272 | H | Sacred Heart | 65 79 | | |
| | | | | | | | | | | | | 306 | H | UMBC | 67 60 | | |
| | | | | | | | | | | | | 312 | H | St. Francis Brooklyn | 74 66 | | |
| | | | | | | | | | | | | 329 | H | NJIT | 61 59 | | |
| | | | | | | | | | | | | 337 | H | Saint Peter's | 90 89 | | |
| | | | | | | | | | | | | 344 | A | Central Conn. St. | 63 66 | | |
| | | | | | | | | | | | | 348 | H | LIU Brooklyn | 63 61 | | |
| LAST 10 Division I | | | | | | | | | | | | | | | | | |
| | | | | 344 | A | Central Conn. St. | 63 66 | | | | | 272 | H | Sacred Heart | 65 79 | | |
| | | | | 348 | H | LIU Brooklyn | 63 61 | | | | | 240 | A | Mt. St. Mary's | 63 78 | | |
| | | | | 312 | H | St. Francis Brooklyn | 74 66 | | | | | 44 | A | Yale | 68 87 | | |
| | | | | 223 | A | Saint Francis (PA) | 50 51 | | | | | 91 | A | Colgate | 58 74 | | |
| | | | | 138 | A | Robert Morris | 47 51 | | | | | 95 | A | Rider | 63 77 | | |

Non-Div I Games: Staten Island 81 57

Wagner

Loss, Non-Conf, S Site, H Home A Away N Neutral

Wake Forest

Through Games Of Jan. 26, 2020

| Average RPI Win: | 140 | WON-LOST | WINNING | LAST 10 | STRENGTH OF | OPP. STRENGTH | TEAM | ADJ. | CONF. | ADJ CONF. |
|-------------------|----------|-----------|----------------|------------|-------------|---------------|------|------|-------|-----------|
| Average RPI Loss: | 72 | RECORD | PCT. RANK | GAMES | SCHEDULE | OF SCHEDULE | RPI | RPI | RPI | RPI |
| DIV. I ONLY | 12- 8 | 115 | 6-4 | 50 | 27 | 67 | 67 | 5 | 5 | |
| DIV. I NON-CONF. | 7- 4 | 100 | 1-0 | 141 | 147 | 112 | 112 | 3 | 3 | |
| TOTALS | RPI 1-25 | RPI 26-50 | W-L RECORDS | RPI 51-100 | RPI 101-150 | RPI 150+ | | | | |
| 12- 8 | 0- 3 | 2- 1 | OVERALL | 2- 2 | 3- 1 | 5- 1 | | | | |
| 8- 3 | 0- 1 | 1- 0 | HOME | 1- 1 | 2- 1 | 4- 0 | | | | |
| 2- 5 | 0- 2 | 1- 1 | AWAY | 0- 1 | 0- 0 | 1- 1 | | | | |
| 2- 0 | 0- 0 | 0- 0 | NEUTRAL | 1- 0 | 1- 0 | 0- 0 | | | | |
| 7- 4 | 0- 0 | 0- 1 | NON-CONFERENCE | 1- 1 | 2- 1 | 4- 1 | | | | |
| 4- 2 | 0- 0 | 0- 0 | HOME | 0- 1 | 1- 1 | 3- 0 | | | | |
| 1- 2 | 0- 0 | 0- 1 | AWAY | 0- 0 | 0- 0 | 1- 1 | | | | |
| 2- 0 | 0- 0 | 0- 0 | NEUTRAL | 1- 0 | 1- 0 | 0- 0 | | | | |
| 5- 4 | 0- 3 | 2- 0 | CONFERENCE | 1- 1 | 1- 0 | 1- 0 | | | | |
| 4- 1 | 0- 1 | 1- 0 | HOME | 1- 0 | 1- 0 | 1- 0 | | | | |
| 1- 3 | 0- 2 | 1- 0 | AWAY | 0- 1 | 0- 0 | 0- 0 | | | | |
| 0- 0 | 0- 0 | 0- 0 | NEUTRAL | 0- 0 | 0- 0 | 0- 0 | | | | |

| RPI S | Opponent | Score | RPI S | Opponent | Score | RPI S | Opponent | Score | RPI S | Opponent | Score |
|--------------------|---------------|-------|-------|-------------------|-------|-------|----------------|-------|-------|----------------------|--------|
| 3 | A Louisville | 61 75 | 34 | H Virginia | 62 56 | 56 | H Georgia Tech | 65 60 | 114 | H Syracuse | 65 60 |
| 16 | H Florida St. | 65 70 | 36 | A Duke | 60 58 | 63 | A Miami (FL) | 56 59 | 121 | H UNC Greensboro | 65 67 |
| 19 | A NC State | 45 59 | 42 | A St. John's (NY) | 74 82 | 76 | H Charlotte | 65 77 | 130 | N Florida | 73 68 |
| | | | | | | 79 | N Dayton | 78 59 | 142 | H Campbell | 74 46 |
| | | | | | | | | | 153 | A Elon | 69 57 |
| | | | | | | | | | 173 | H Clemson | 63 58 |
| | | | | | | | | | 239 | A ETSU | 60 67 |
| | | | | | | | | | 241 | H Col. of Charleston | 106 50 |
| | | | | | | | | | 254 | H UNCW | 65 55 |
| | | | | | | | | | 271 | H East Carolina | 76 53 |
| LAST 10 Division I | | | | | | | | | | | |
| 114 | H Syracuse | 65 60 | 173 | H Clemson | 63 58 | | | | | | |
| 16 | H Florida St. | 65 70 | 56 | H Georgia Tech | 65 60 | | | | | | |
| 19 | A NC State | 45 59 | 36 | A Duke | 60 58 | | | | | | |
| 34 | H Virginia | 62 56 | 63 | A Miami (FL) | 56 59 | | | | | | |
| 3 | A Louisville | 61 75 | 130 | N Florida | 73 68 | | | | | | |

Non-Div I Games:

Wake Forest

■ Loss,
 ■ Non-Conf, S Site,
 ■ Home
 ■ Away
 N Neutral

| Average RPI Win: | 185 | WON-LOST | WINNING | LAST 10 | STRENGTH OF | OPP. STRENGTH | TEAM | ADJ. | CONF. | ADJ CONF. |
|-------------------|----------|-----------|----------------|------------|-------------|---------------|------|------|-------|-----------|
| Average RPI Loss: | 69 | RECORD | PCT. RANK | GAMES | SCHEDULE | OF SCHEDULE | RPI | RPI | RPI | RPI |
| DIV. I ONLY | 10- 9 | 167 | 3-7 | 67 | 37 | 107 | 107 | 1 | 1 | |
| DIV. I NON-CONF. | 8- 3 | 68 | 1-1 | 204 | 142 | 125 | 125 | 1 | 1 | |
| TOTALS | RPI 1-25 | RPI 26-50 | W-L RECORDS | RPI 51-100 | RPI 101-150 | RPI 150+ | | | | |
| 10- 9 | 1- 2 | 0- 2 | OVERALL | 1- 3 | 2- 1 | 6- 1 | | | | |
| 4- 6 | 0- 0 | 0- 2 | HOME | 0- 2 | 0- 1 | 4- 1 | | | | |
| 3- 3 | 0- 2 | 0- 0 | AWAY | 1- 1 | 2- 0 | 0- 0 | | | | |
| 3- 0 | 1- 0 | 0- 0 | NEUTRAL | 0- 0 | 0- 0 | 2- 0 | | | | |
| 8- 3 | 1- 0 | 0- 0 | NON-CONFERENCE | 0- 1 | 1- 1 | 6- 1 | | | | |
| 4- 3 | 0- 0 | 0- 0 | HOME | 0- 1 | 0- 1 | 4- 1 | | | | |
| 1- 0 | 0- 0 | 0- 0 | AWAY | 0- 0 | 1- 0 | 0- 0 | | | | |
| 3- 0 | 1- 0 | 0- 0 | NEUTRAL | 0- 0 | 0- 0 | 2- 0 | | | | |
| 2- 6 | 0- 2 | 0- 2 | CONFERENCE | 1- 2 | 1- 0 | 0- 0 | | | | |
| 0- 3 | 0- 0 | 0- 2 | HOME | 0- 1 | 0- 0 | 0- 0 | | | | |
| 2- 3 | 0- 2 | 0- 0 | AWAY | 1- 1 | 1- 0 | 0- 0 | | | | |
| 0- 0 | 0- 0 | 0- 0 | NEUTRAL | 0- 0 | 0- 0 | 0- 0 | | | | |

| RPI | S | Opponent | Score | RPI | S | Opponent | Score | RPI | S | Opponent | Score | RPI | S | Opponent | Score | Team's RPI: 107 |
|--------------------|---|---------------------|-------|-----|---|----------------|-------|-----|---|---------------------|-------|-----|---|-----------------|-------|-----------------|
| 4 | N | Iowa | 70 63 | 27 | H | Arizona St. | 50 67 | 72 | A | Southern California | 78 81 | 125 | H | Tulane | 62 64 | |
| 5 | A | Stanford | 56 77 | 33 | H | Arizona | 58 66 | 83 | H | Vanderbilt | 74 76 | 126 | A | California | 67 64 | |
| 6 | A | UCLA | 80 85 | | | | | 85 | A | Washington St. | 65 56 | 147 | A | San Diego | 65 47 | |
| | | | | | | | | 85 | H | Washington St. | 59 66 | 158 | H | CSU Bakersfield | 80 49 | |
| | | | | | | | | | | | | 187 | H | Hawaii | 50 62 | |
| | | | | | | | | | | | | 225 | N | Iona | 65 34 | |
| | | | | | | | | | | | | 232 | H | San Francisco | 73 54 | |
| | | | | | | | | | | | | 238 | N | Howard | 75 58 | |
| | | | | | | | | | | | | 301 | H | Weber St. | 94 41 | |
| | | | | | | | | | | | | 331 | H | Seattle U | 78 46 | |
| LAST 10 Division I | | | | | | | | | | | | | | | | |
| 72 | A | Southern California | 78 81 | 5 | A | Stanford | 56 77 | | | | | | | | | |
| 6 | A | UCLA | 80 85 | 126 | A | California | 67 64 | | | | | | | | | |
| 33 | H | Arizona | 58 66 | 85 | A | Washington St. | 65 56 | | | | | | | | | |
| 27 | H | Arizona St. | 50 67 | 83 | H | Vanderbilt | 74 76 | | | | | | | | | |
| 85 | H | Washington St. | 59 66 | 232 | H | San Francisco | 73 54 | | | | | | | | | |

Non-Div I Games:

Washington

■ Loss,
 ■ Non-Conf,
 ■ S Site,
 ■ H Home
 ■ A Away
 N Neutral

| Average RPI Win: | 199 | WON-LOST | WINNING | LAST 10 | STRENGTH OF | OPP. STRENGTH | TEAM | ADJ. | CONF. | ADJ CONF. |
|-------------------|----------|-----------|----------------|------------|-------------|---------------|------|------|-------|-----------|
| Average RPI Loss: | 32 | RECORD | PCT. RANK | GAMES | SCHEDULE | OF SCHEDULE | RPI | RPI | RPI | RPI |
| DIV. I ONLY | 9- 11 | 202 | 3-7 | 13 | 26 | 85 | 85 | 1 | 1 | |
| DIV. I NON-CONF. | 7- 5 | 131 | 1-1 | 51 | 47 | 84 | 84 | 1 | 1 | |
| TOTALS | RPI 1-25 | RPI 26-50 | W-L RECORDS | RPI 51-100 | RPI 101-150 | RPI 150+ | | | | |
| 9- 11 | 0- 6 | 0- 2 | OVERALL | 1- 2 | 3- 1 | 5- 0 | | | | |
| 5- 4 | 0- 1 | 0- 2 | HOME | 1- 0 | 0- 1 | 4- 0 | | | | |
| 3- 4 | 0- 2 | 0- 0 | AWAY | 0- 2 | 3- 0 | 0- 0 | | | | |
| 1- 3 | 0- 3 | 0- 0 | NEUTRAL | 0- 0 | 0- 0 | 1- 0 | | | | |
| 7- 5 | 0- 4 | 0- 0 | NON-CONFERENCE | 1- 1 | 1- 0 | 5- 0 | | | | |
| 5- 1 | 0- 1 | 0- 0 | HOME | 1- 0 | 0- 0 | 4- 0 | | | | |
| 1- 1 | 0- 0 | 0- 0 | AWAY | 0- 1 | 1- 0 | 0- 0 | | | | |
| 1- 3 | 0- 3 | 0- 0 | NEUTRAL | 0- 0 | 0- 0 | 1- 0 | | | | |
| 2- 6 | 0- 2 | 0- 2 | CONFERENCE | 0- 1 | 2- 1 | 0- 0 | | | | |
| 0- 3 | 0- 0 | 0- 2 | HOME | 0- 0 | 0- 1 | 0- 0 | | | | |
| 2- 3 | 0- 2 | 0- 0 | AWAY | 0- 1 | 2- 0 | 0- 0 | | | | |
| 0- 0 | 0- 0 | 0- 0 | NEUTRAL | 0- 0 | 0- 0 | 0- 0 | | | | |

| RPI 1-25 | | | | RPI 26-50 | | | | RPI 51-100 Team's RPI: 85 | | | | RPI 101+ | | | |
|--------------------|---|---------------------|-------|-----------|---|-------------|-------|---------------------------|---|---------------------|-------|----------|---|-----------------|-------|
| RPI | S | Opponent | Score | RPI | S | Opponent | Score | RPI | S | Opponent | Score | RPI | S | Opponent | Score |
| 1 | N | South Carolina | 53 68 | 27 | H | Arizona St. | 56 65 | 63 | A | Miami (FL) | 68 74 | 107 | A | Washington | 66 59 |
| 5 | A | Stanford | 58 77 | 33 | H | Arizona | 67 74 | 72 | A | Southern California | 63 74 | 107 | H | Washington | 56 65 |
| 6 | A | UCLA | 50 66 | | | | | 80 | H | BYU | 67 50 | 110 | A | Boise St. | 80 68 |
| 9 | N | Baylor | 66 89 | | | | | | | | | 126 | A | California | 96 75 |
| 10 | H | Gonzaga | 53 76 | | | | | | | | | 246 | H | Pepperdine | 85 48 |
| 14 | N | Indiana | 44 78 | | | | | | | | | 248 | H | CSUN | 71 61 |
| | | | | | | | | | | | | 258 | N | Southern U. | 69 54 |
| | | | | | | | | | | | | 297 | H | UC Irvine | 87 59 |
| | | | | | | | | | | | | 322 | H | Ark.-Pine Bluff | 85 56 |
| LAST 10 Division I | | | | | | | | | | | | | | | |
| 6 | A | UCLA | 50 66 | 126 | A | California | 96 75 | | | | | | | | |
| 72 | A | Southern California | 63 74 | 5 | A | Stanford | 58 77 | | | | | | | | |
| 27 | H | Arizona St. | 56 65 | 107 | H | Washington | 56 65 | | | | | | | | |
| 33 | H | Arizona | 67 74 | 63 | A | Miami (FL) | 68 74 | | | | | | | | |
| 107 | A | Washington | 66 59 | 258 | N | Southern U. | 69 54 | | | | | | | | |

Non-Div I Games:

Washington St.

■ Loss,
■ Non-Conf,
■ S Site,
■ H Home
■ A Away
N Neutral

| | | | | | | | | | | |
|-------------------|----------|-----------|----------------|------------|-------------|---------------|------|------|-------|-----------|
| Average RPI Win: | 269 | WON-LOST | WINNING | LAST 10 | STRENGTH OF | OPP. STRENGTH | TEAM | ADJ. | CONF. | ADJ CONF. |
| Average RPI Loss: | 175 | RECORD | PCT. RANK | GAMES | SCHEDULE | OF SCHEDULE | RPI | RPI | RPI | RPI |
| DIV. I ONLY | 3- 15 | 319 | 1-9 | 231 | 227 | 301 | 301 | 19 | 19 | |
| DIV. I NON-CONF. | 2- 7 | 288 | 0-1 | 124 | 226 | 240 | 240 | 17 | 17 | |
| TOTALS | RPI 1-25 | RPI 26-50 | W-L RECORDS | RPI 51-100 | RPI 101-150 | RPI 150+ | | | | |
| 3- 15 | 0- 1 | 0- 0 | OVERALL | 0- 1 | 0- 5 | 3- 8 | | | | |
| 1- 5 | 0- 0 | 0- 0 | HOME | 0- 0 | 0- 1 | 1- 4 | | | | |
| 2- 10 | 0- 1 | 0- 0 | AWAY | 0- 1 | 0- 4 | 2- 4 | | | | |
| 0- 0 | 0- 0 | 0- 0 | NEUTRAL | 0- 0 | 0- 0 | 0- 0 | | | | |
| 2- 7 | 0- 1 | 0- 0 | NON-CONFERENCE | 0- 1 | 0- 3 | 2- 2 | | | | |
| 1- 1 | 0- 0 | 0- 0 | HOME | 0- 0 | 0- 1 | 1- 0 | | | | |
| 1- 6 | 0- 1 | 0- 0 | AWAY | 0- 1 | 0- 2 | 1- 2 | | | | |
| 0- 0 | 0- 0 | 0- 0 | NEUTRAL | 0- 0 | 0- 0 | 0- 0 | | | | |
| 1- 8 | 0- 0 | 0- 0 | CONFERENCE | 0- 0 | 0- 2 | 1- 6 | | | | |
| 0- 4 | 0- 0 | 0- 0 | HOME | 0- 0 | 0- 0 | 0- 4 | | | | |
| 1- 4 | 0- 0 | 0- 0 | AWAY | 0- 0 | 0- 2 | 1- 2 | | | | |
| 0- 0 | 0- 0 | 0- 0 | NEUTRAL | 0- 0 | 0- 0 | 0- 0 | | | | |

| RPI 1-25 | | | | RPI 26-50 | | | | RPI 51-100 | | | | RPI 101+ Team's RPI: 301 | | | |
|--------------------|---|----------------|-------|-----------|---|----------------|-------|------------|---|----------|-------|--------------------------|---|----------------|-------|
| RPI | S | Opponent | Score | RPI | S | Opponent | Score | RPI | S | Opponent | Score | RPI | S | Opponent | Score |
| 6 | A | UCLA | 45 85 | | | | | 97 | A | Utah | 46 75 | 104 | A | Idaho | 50 70 |
| | | | | | | | | | | | | 106 | A | Pacific | 53 76 |
| | | | | | | | | | | | | 107 | A | Washington | 41 94 |
| | | | | | | | | | | | | 116 | A | Montana St. | 52 81 |
| | | | | | | | | | | | | 123 | H | Portland | 59 78 |
| | | | | | | | | | | | | 186 | H | Portland St. | 57 76 |
| | | | | | | | | | | | | 194 | A | Montana | 57 85 |
| | | | | | | | | | | | | 204 | A | Northern Colo. | 65 60 |
| | | | | | | | | | | | | 206 | H | Northern Ariz. | 82 88 |
| | | | | | | | | | | | | 213 | A | UTEP | 51 70 |
| | | | | | | | | | | | | 256 | H | Idaho St. | 54 65 |
| | | | | | | | | | | | | 278 | A | UC Riverside | 64 54 |
| | | | | | | | | | | | | 289 | A | Eastern Wash. | 53 63 |
| | | | | | | | | | | | | 310 | A | New Mexico St. | 47 77 |
| | | | | | | | | | | | | 317 | H | Sacramento St. | 67 91 |
| | | | | | | | | | | | | 326 | H | Utah Valley | 72 46 |
| LAST 10 Division I | | | | | | | | | | | | | | | |
| 194 | A | Montana | 57 85 | 204 | A | Northern Colo. | 65 60 | | | | | | | | |
| 116 | A | Montana St. | 52 81 | 206 | H | Northern Ariz. | 82 88 | | | | | | | | |
| 186 | H | Portland St. | 57 76 | 104 | A | Idaho | 50 70 | | | | | | | | |
| 256 | H | Idaho St. | 54 65 | 289 | A | Eastern Wash. | 53 63 | | | | | | | | |
| 317 | H | Sacramento St. | 67 91 | 97 | A | Utah | 46 75 | | | | | | | | |

Non-Div I Games:

Weber St.

West Virginia

Through Games Of Jan. 26, 2020

| | | | | | | | | | | |
|-------------------|----------|-----------|----------------|------------|-------------|---------------|------|------|-------|-----------|
| Average RPI Win: | 160 | WON-LOST | WINNING | LAST 10 | STRENGTH OF | OPP. STRENGTH | TEAM | ADJ. | CONF. | ADJ CONF. |
| Average RPI Loss: | 31 | RECORD | PCT. RANK | GAMES | SCHEDULE | OF SCHEDULE | RPI | RPI | RPI | RPI |
| DIV. I ONLY | 13- 5 | 52 | 6-4 | 55 | 35 | 39 | 39 | 3 | 3 | |
| DIV. I NON-CONF. | 10- 1 | 19 | 3-0 | 162 | 114 | 38 | 38 | 4 | 4 | |
| TOTALS | RPI 1-25 | RPI 26-50 | W-L RECORDS | RPI 51-100 | RPI 101-150 | RPI 150+ | | | | |
| 13- 5 | 1- 2 | 1- 3 | OVERALL | 2- 0 | 2- 0 | 7- 0 | | | | |
| 6- 2 | 0- 0 | 1- 2 | HOME | 0- 0 | 1- 0 | 4- 0 | | | | |
| 3- 2 | 1- 2 | 0- 0 | AWAY | 1- 0 | 0- 0 | 1- 0 | | | | |
| 4- 1 | 0- 0 | 0- 1 | NEUTRAL | 1- 0 | 1- 0 | 2- 0 | | | | |
| 10- 1 | 1- 0 | 0- 1 | NON-CONFERENCE | 1- 0 | 2- 0 | 6- 0 | | | | |
| 5- 0 | 0- 0 | 0- 0 | HOME | 0- 0 | 1- 0 | 4- 0 | | | | |
| 1- 0 | 1- 0 | 0- 0 | AWAY | 0- 0 | 0- 0 | 0- 0 | | | | |
| 4- 1 | 0- 0 | 0- 1 | NEUTRAL | 1- 0 | 1- 0 | 2- 0 | | | | |
| 3- 4 | 0- 2 | 1- 2 | CONFERENCE | 1- 0 | 0- 0 | 1- 0 | | | | |
| 1- 2 | 0- 0 | 1- 2 | HOME | 0- 0 | 0- 0 | 0- 0 | | | | |
| 2- 2 | 0- 2 | 0- 0 | AWAY | 1- 0 | 0- 0 | 1- 0 | | | | |
| 0- 0 | 0- 0 | 0- 0 | NEUTRAL | 0- 0 | 0- 0 | 0- 0 | | | | |

| RPI 1-25 | | | | RPI 26-50 | | | | Team's RPI: 39 | RPI 51-100 | | | | RPI 101+ | | | |
|--------------------|---|-----------------|-------|-----------|---|--------------|-------|----------------|------------|---|--------------|-------|----------|---|--------------------|-------|
| RPI | S | Opponent | Score | RPI | S | Opponent | Score | | RPI | S | Opponent | Score | RPI | S | Opponent | Score |
| 9 | A | Baylor | 51 91 | 35 | H | Texas | 68 63 | | 82 | A | Kansas | 68 49 | 114 | N | Syracuse | 71 69 |
| 11 | A | Mississippi St. | 71 65 | 38 | H | Oklahoma | 49 73 | | 94 | N | Michigan St. | 63 57 | 129 | H | Cornell | 68 62 |
| 23 | A | TCU | 60 73 | 40 | N | Creighton | 75 82 | | | | | | 169 | A | Kansas St. | 74 63 |
| | | | | 46 | H | Oklahoma St. | 55 57 | | | | | | 174 | N | Norfolk St. | 72 55 |
| LAST 10 Division I | | | | | | | | | | | | | | | | |
| 23 | A | TCU | 60 73 | 82 | A | Kansas | 68 49 | | | | | | 223 | H | Saint Francis (PA) | 74 45 |
| 46 | H | Oklahoma St. | 55 57 | 169 | A | Kansas St. | 74 63 | | | | | | 230 | H | Radford | 74 37 |
| 9 | A | Baylor | 51 91 | 129 | H | Cornell | 68 62 | | | | | | 299 | H | Presbyterian | 56 40 |
| 38 | H | Oklahoma | 49 73 | 114 | N | Syracuse | 71 69 | | | | | | 343 | H | Coppin St. | 82 47 |
| 35 | H | Texas | 68 63 | 94 | N | Michigan St. | 63 57 | | | | | | | | | |

Non-Div I Games:

West Virginia

■ Loss,
 ■ Non-Conf, S Site,
 ■ Home
 ■ Away
 N Neutral

| | | | | | | | | | | |
|-------------------|----------|-----------|----------------|------------|-------------|---------------|------|------|-------|-----------|
| Average RPI Win: | 333 | WON-LOST | WINNING | LAST 10 | STRENGTH OF | OPP. STRENGTH | TEAM | ADJ. | CONF. | ADJ CONF. |
| Average RPI Loss: | 193 | RECORD | PCT. RANK | GAMES | SCHEDULE | OF SCHEDULE | RPI | RPI | RPI | RPI |
| DIV. I ONLY | 1- 17 | 347 | 1-9 | 170 | 344 | 332 | 332 | 25 | 25 | |
| DIV. I NON-CONF. | 1- 12 | 335 | 1-4 | 132 | 346 | 326 | 326 | 23 | 23 | |
| TOTALS | RPI 1-25 | RPI 26-50 | W-L RECORDS | RPI 51-100 | RPI 101-150 | RPI 150+ | | | | |
| 1- 17 | 0- 0 | 0- 0 | OVERALL | 0- 2 | 0- 4 | 1- 11 | | | | |
| 1- 8 | 0- 0 | 0- 0 | HOME | 0- 0 | 0- 3 | 1- 5 | | | | |
| 0- 9 | 0- 0 | 0- 0 | AWAY | 0- 2 | 0- 1 | 0- 6 | | | | |
| 0- 0 | 0- 0 | 0- 0 | NEUTRAL | 0- 0 | 0- 0 | 0- 0 | | | | |
| 1- 12 | 0- 0 | 0- 0 | NON-CONFERENCE | 0- 2 | 0- 3 | 1- 7 | | | | |
| 1- 6 | 0- 0 | 0- 0 | HOME | 0- 0 | 0- 3 | 1- 3 | | | | |
| 0- 6 | 0- 0 | 0- 0 | AWAY | 0- 2 | 0- 0 | 0- 4 | | | | |
| 0- 0 | 0- 0 | 0- 0 | NEUTRAL | 0- 0 | 0- 0 | 0- 0 | | | | |
| 0- 5 | 0- 0 | 0- 0 | CONFERENCE | 0- 0 | 0- 1 | 0- 4 | | | | |
| 0- 2 | 0- 0 | 0- 0 | HOME | 0- 0 | 0- 0 | 0- 2 | | | | |
| 0- 3 | 0- 0 | 0- 0 | AWAY | 0- 0 | 0- 1 | 0- 2 | | | | |
| 0- 0 | 0- 0 | 0- 0 | NEUTRAL | 0- 0 | 0- 0 | 0- 0 | | | | |

| RPI S | Opponent | Score | RPI S | Opponent | Score | RPI S | Opponent | Score | RPI S | Opponent | Score | Team's RPI: 332 |
|--------------------|----------|-------|-------|------------------|-------|-------|----------------------|--------|-------|----------------------|-------|-----------------|
| | | | | | | 57 | A North Carolina | 55 92 | 121 | A UNC Greensboro | 43 54 | |
| | | | | | | 100 | A Davidson | 51 101 | 122 | H Coastal Caro. | 43 66 | |
| | | | | | | | | | 135 | H Tennessee Tech | 58 62 | |
| | | | | | | | | | 142 | H Campbell | 40 61 | |
| | | | | | | | | | 153 | A Elon | 24 68 | |
| | | | | | | | | | 176 | A Furman | 53 69 | |
| | | | | | | | | | 195 | H Cleveland St. | 61 68 | |
| | | | | | | | | | 233 | H Chattanooga | 52 59 | |
| | | | | | | | | | 237 | A Gardner-Webb | 62 88 | |
| | | | | | | | | | 239 | H ETSU | 57 62 | |
| | | | | | | | | | 241 | A Col. of Charleston | 62 73 | |
| | | | | | | | | | 249 | H Winthrop | 60 63 | |
| | | | | | | | | | 257 | H UNC Asheville | 47 64 | |
| | | | | | | | | | 284 | A Wofford | 63 76 | |
| | | | | | | | | | 333 | H Charleston So. | 69 64 | |
| | | | | | | | | | 341 | A USC Upstate | 62 70 | |
| LAST 10 Division I | | | | | | | | | | | | |
| | | | 176 | A Furman | 53 69 | 241 | A Col. of Charleston | 62 73 | | | | |
| | | | 284 | A Wofford | 63 76 | 249 | H Winthrop | 60 63 | | | | |
| | | | 121 | A UNC Greensboro | 43 54 | 135 | H Tennessee Tech | 58 62 | | | | |
| | | | 239 | H ETSU | 57 62 | 195 | H Cleveland St. | 61 68 | | | | |
| | | | 233 | H Chattanooga | 52 59 | 333 | H Charleston So. | 69 64 | | | | |

Non-Div I Games: Southern Wesleyan 70 37 UVa-Wise 64 55

Western Caro.

■ Loss,
 ■ Non-Conf, S Site,
 ■ Home
 ■ Away
 N Neutral

| | | | | | | | | | | |
|-------------------|----------|-----------|----------------|------------|-------------|---------------|------|------|-------|-----------|
| Average RPI Win: | 276 | WON-LOST | WINNING | LAST 10 | STRENGTH OF | OPP. STRENGTH | TEAM | ADJ. | CONF. | ADJ CONF. |
| Average RPI Loss: | 101 | RECORD | PCT. RANK | GAMES | SCHEDULE | OF SCHEDULE | RPI | RPI | RPI | RPI |
| DIV. I ONLY | 8- 10 | 205 | 5-5 | 212 | 165 | 205 | 205 | 20 | 20 | |
| DIV. I NON-CONF. | 3- 7 | 252 | 0-2 | 160 | 126 | 238 | 238 | 19 | 19 | |
| TOTALS | RPI 1-25 | RPI 26-50 | W-L RECORDS | RPI 51-100 | RPI 101-150 | RPI 150+ | | | | |
| 8- 10 | 0- 0 | 0- 3 | OVERALL | 0- 4 | 0- 1 | 8- 2 | | | | |
| 5- 2 | 0- 0 | 0- 1 | HOME | 0- 1 | 0- 0 | 5- 0 | | | | |
| 3- 6 | 0- 0 | 0- 2 | AWAY | 0- 2 | 0- 1 | 3- 1 | | | | |
| 0- 2 | 0- 0 | 0- 0 | NEUTRAL | 0- 1 | 0- 0 | 0- 1 | | | | |
| 3- 7 | 0- 0 | 0- 2 | NON-CONFERENCE | 0- 3 | 0- 1 | 3- 1 | | | | |
| 2- 1 | 0- 0 | 0- 0 | HOME | 0- 1 | 0- 0 | 2- 0 | | | | |
| 1- 4 | 0- 0 | 0- 2 | AWAY | 0- 1 | 0- 1 | 1- 0 | | | | |
| 0- 2 | 0- 0 | 0- 0 | NEUTRAL | 0- 1 | 0- 0 | 0- 1 | | | | |
| 5- 3 | 0- 0 | 0- 1 | CONFERENCE | 0- 1 | 0- 0 | 5- 1 | | | | |
| 3- 1 | 0- 0 | 0- 1 | HOME | 0- 0 | 0- 0 | 3- 0 | | | | |
| 2- 2 | 0- 0 | 0- 0 | AWAY | 0- 1 | 0- 0 | 2- 1 | | | | |
| 0- 0 | 0- 0 | 0- 0 | NEUTRAL | 0- 0 | 0- 0 | 0- 0 | | | | |

| RPI S | Opponent | Score | RPI S | Opponent | Score | RPI S | Opponent | Score | RPI S | Opponent | Score | Team's RPI: 205 |
|--------------------|---------------------|-------|-------|--------------------|-------|-------|---------------------|-------|-------|----------|-------|-----------------|
| 29 | A Purdue | 59 66 | 53 | H Bradley | 49 84 | 145 | A Missouri | 89 97 | | | | |
| 30 | A Drake | 75 94 | 87 | N Southern Ill. | 65 79 | 152 | H Southeast Mo. St. | 97 91 | | | | |
| 49 | H South Dakota | 65 96 | 90 | A South Dakota St. | 45 75 | 193 | A North Dakota | 71 77 | | | | |
| | | | 93 | A Illinois St. | 65 78 | 242 | N Eastern Ill. | 52 60 | | | | |
| | | | | | | 251 | H Oral Roberts | 75 61 | | | | |
| | | | | | | 269 | H Indiana St. | 83 72 | | | | |
| | | | | | | 288 | H Denver | 82 75 | | | | |
| | | | | | | 290 | A North Dakota St. | 79 78 | | | | |
| | | | | | | 300 | A Omaha | 83 69 | | | | |
| | | | | | | 308 | H Purdue Fort Wayne | 79 68 | | | | |
| | | | | | | 347 | A Chicago St. | 88 78 | | | | |
| LAST 10 Division I | | | | | | | | | | | | |
| 193 | A North Dakota | 71 77 | 90 | A South Dakota St. | 45 75 | | | | | | | |
| 300 | A Omaha | 83 69 | 290 | A North Dakota St. | 79 78 | | | | | | | |
| 251 | H Oral Roberts | 75 61 | 49 | H South Dakota | 65 96 | | | | | | | |
| 288 | H Denver | 82 75 | 242 | N Eastern Ill. | 52 60 | | | | | | | |
| 308 | H Purdue Fort Wayne | 79 68 | 87 | N Southern Ill. | 65 79 | | | | | | | |

Non-Div I Games: Culver-Stockton 82 76 Ill.-Springfield 91 51 Mo. Baptist 90 69

Western Ill.

| | | | | | | | | | | |
|-------------------|----------|-----------|----------------|------------|-------------|---------------|------|------|-------|-----------|
| Average RPI Win: | 132 | WON-LOST | WINNING | LAST 10 | STRENGTH OF | OPP. STRENGTH | TEAM | ADJ. | CONF. | ADJ CONF. |
| Average RPI Loss: | 96 | RECORD | PCT. RANK | GAMES | SCHEDULE | OF SCHEDULE | RPI | RPI | RPI | RPI |
| DIV. I ONLY | 12- 6 | 76 | 6-4 | 53 | 57 | 28 | 28 | 13 | 13 | |
| DIV. I NON-CONF. | 8- 3 | 68 | 2-1 | 77 | 8 | 24 | 24 | 13 | 13 | |
| TOTALS | RPI 1-25 | RPI 26-50 | W-L RECORDS | RPI 51-100 | RPI 101-150 | RPI 150+ | | | | |
| 12- 6 | 1- 1 | 1- 2 | OVERALL | 4- 0 | 1- 1 | 5- 2 | | | | |
| 6- 0 | 1- 0 | 1- 0 | HOME | 2- 0 | 1- 0 | 1- 0 | | | | |
| 5- 6 | 0- 1 | 0- 2 | AWAY | 2- 0 | 0- 1 | 3- 2 | | | | |
| 1- 0 | 0- 0 | 0- 0 | NEUTRAL | 0- 0 | 0- 0 | 1- 0 | | | | |
| 8- 3 | 1- 1 | 1- 1 | NON-CONFERENCE | 2- 0 | 0- 0 | 4- 1 | | | | |
| 4- 0 | 1- 0 | 1- 0 | HOME | 1- 0 | 0- 0 | 1- 0 | | | | |
| 3- 3 | 0- 1 | 0- 1 | AWAY | 1- 0 | 0- 0 | 2- 1 | | | | |
| 1- 0 | 0- 0 | 0- 0 | NEUTRAL | 0- 0 | 0- 0 | 1- 0 | | | | |
| 4- 3 | 0- 0 | 0- 1 | CONFERENCE | 2- 0 | 1- 1 | 1- 1 | | | | |
| 2- 0 | 0- 0 | 0- 0 | HOME | 1- 0 | 1- 0 | 0- 0 | | | | |
| 2- 3 | 0- 0 | 0- 1 | AWAY | 1- 0 | 0- 1 | 1- 1 | | | | |
| 0- 0 | 0- 0 | 0- 0 | NEUTRAL | 0- 0 | 0- 0 | 0- 0 | | | | |

| RPI | S | Opponent | Score |
|-----|---|---------------|-------|
| 3 | A | Louisville | 56 75 |
| 22 | H | Central Mich. | 93 58 |

| RPI | S | Opponent | Score |
|-----|---|--------------|-------|
| 29 | A | Purdue | 50 67 |
| 32 | A | Old Dominion | 65 76 |
| 38 | H | Oklahoma | 74 63 |

| RPI | S | Opponent | Score |
|-----|---|--------------|-------|
| 52 | H | Middle Tenn. | 71 63 |
| 64 | H | Belmont | 77 46 |
| 65 | A | Ball St. | 91 86 |
| 76 | A | Charlotte | 60 56 |

| RPI | S | Opponent | Score |
|-----|---|-------------------|-------|
| 101 | A | Rice | 65 73 |
| 112 | H | UAB | 69 65 |
| 165 | A | Samford | 88 84 |
| 177 | A | Saint Mary's (CA) | 73 80 |
| 199 | H | Little Rock | 77 58 |
| 216 | N | Tulsa | 76 63 |
| 236 | A | North Texas | 54 61 |
| 247 | A | Marshall | 74 65 |
| 328 | A | Mercer | 75 62 |

| LAST 10 Division I | | | |
|--------------------|---|--------------|-------|
| 247 | A | Marshall | 74 65 |
| 76 | A | Charlotte | 60 56 |
| 32 | A | Old Dominion | 65 76 |
| 52 | H | Middle Tenn. | 71 63 |
| 112 | H | UAB | 69 65 |
| 101 | A | Rice | 65 73 |
| 236 | A | North Texas | 54 61 |
| 29 | A | Purdue | 50 67 |
| 165 | A | Samford | 88 84 |
| 65 | A | Ball St. | 91 86 |

Non-Div I Games:

Western Ky.

■ Loss,
■ Non-Conf,
■ S Site,
■ H Home
■ A Away
N Neutral

| | | | | | | | | | | |
|-------------------|----------|-----------|----------------|------------|-------------|---------------|------|------|-------|-----------|
| Average RPI Win: | 232 | WON-LOST | WINNING | LAST 10 | STRENGTH OF | OPP. STRENGTH | TEAM | ADJ. | CONF. | ADJ CONF. |
| Average RPI Loss: | 121 | RECORD | PCT. RANK | GAMES | SCHEDULE | OF SCHEDULE | RPI | RPI | RPI | RPI |
| DIV. I ONLY | 10- 7 | 124 | 6-4 | 166 | 214 | 132 | 132 | 10 | 10 | |
| DIV. I NON-CONF. | 6- 4 | 123 | 2-1 | 256 | 319 | 171 | 171 | 10 | 10 | |
| TOTALS | RPI 1-25 | RPI 26-50 | W-L RECORDS | RPI 51-100 | RPI 101-150 | RPI 150+ | | | | |
| 10- 7 | 0- 1 | 0- 1 | OVERALL | 1- 1 | 1- 1 | 8- 3 | | | | |
| 5- 2 | 0- 1 | 0- 0 | HOME | 1- 0 | 0- 0 | 4- 1 | | | | |
| 3- 4 | 0- 0 | 0- 1 | AWAY | 0- 0 | 1- 1 | 2- 2 | | | | |
| 2- 1 | 0- 0 | 0- 0 | NEUTRAL | 0- 1 | 0- 0 | 2- 0 | | | | |
| 6- 4 | 0- 0 | 0- 1 | NON-CONFERENCE | 0- 1 | 1- 0 | 5- 2 | | | | |
| 2- 1 | 0- 0 | 0- 0 | HOME | 0- 0 | 0- 0 | 2- 1 | | | | |
| 2- 2 | 0- 0 | 0- 1 | AWAY | 0- 0 | 1- 0 | 1- 1 | | | | |
| 2- 1 | 0- 0 | 0- 0 | NEUTRAL | 0- 1 | 0- 0 | 2- 0 | | | | |
| 4- 3 | 0- 1 | 0- 0 | CONFERENCE | 1- 0 | 0- 1 | 3- 1 | | | | |
| 3- 1 | 0- 1 | 0- 0 | HOME | 1- 0 | 0- 0 | 2- 0 | | | | |
| 1- 2 | 0- 0 | 0- 0 | AWAY | 0- 0 | 0- 1 | 1- 1 | | | | |
| 0- 0 | 0- 0 | 0- 0 | NEUTRAL | 0- 0 | 0- 0 | 0- 0 | | | | |

| RPI 1-25 | | | | RPI 26-50 | | | | RPI 51-100 | | | | RPI 101+ Team's RPI: 132 | | | |
|--------------------|---|---------------|-------|-----------|---|----------------|-------|------------|---|-------------|-------|--------------------------|---|----------------|-------|
| RPI | S | Opponent | Score | RPI | S | Opponent | Score | RPI | S | Opponent | Score | RPI | S | Opponent | Score |
| 22 | H | Central Mich. | 70 80 | 48 | A | Michigan | 55 76 | 77 | H | Ohio | 73 72 | 102 | A | Loyola Chicago | 70 60 |
| | | | | | | | | 96 | N | Stony Brook | 47 50 | 111 | A | Kent St. | 63 75 |
| | | | | | | | | | | | | 155 | H | Toledo | 84 72 |
| | | | | | | | | | | | | 167 | H | Fla. Atlantic | 79 80 |
| | | | | | | | | | | | | 192 | A | Bowling Green | 63 72 |
| | | | | | | | | | | | | 196 | A | Akron | 56 51 |
| | | | | | | | | | | | | 196 | H | Akron | 79 71 |
| | | | | | | | | | | | | 213 | A | UTEP | 46 76 |
| | | | | | | | | | | | | 288 | N | Denver | 79 70 |
| | | | | | | | | | | | | 310 | N | New Mexico St. | 79 76 |
| | | | | | | | | | | | | 314 | H | Detroit Mercy | 82 67 |
| | | | | | | | | | | | | 338 | A | UIC | 80 52 |
| | | | | | | | | | | | | 347 | H | Chicago St. | 90 69 |
| LAST 10 Division I | | | | | | | | | | | | | | | |
| 196 | H | Akron | 79 71 | 196 | A | Akron | 56 51 | | | | | | | | |
| 192 | A | Bowling Green | 63 72 | 155 | H | Toledo | 84 72 | | | | | | | | |
| 22 | H | Central Mich. | 70 80 | 102 | A | Loyola Chicago | 70 60 | | | | | | | | |
| 77 | H | Ohio | 73 72 | 96 | N | Stony Brook | 47 50 | | | | | | | | |
| 111 | A | Kent St. | 63 75 | 288 | N | Denver | 79 70 | | | | | | | | |

Non-Div I Games: Kentucky St. 80 41

Western Mich.

| Average RPI Win: | 216 | WON-LOST | WINNING | LAST 10 | STRENGTH OF | OPP. STRENGTH | TEAM | ADJ. | CONF. | ADJ CONF. |
|-------------------|----------|-----------|----------------|------------|-------------|---------------|------|------|-------|-----------|
| Average RPI Loss: | 84 | RECORD | PCT. RANK | GAMES | SCHEDULE | OF SCHEDULE | RPI | RPI | RPI | RPI |
| DIV. I ONLY | 11- 9 | 150 | 5-5 | 192 | 73 | 166 | 166 | 9 | 9 | |
| DIV. I NON-CONF. | 8- 5 | 117 | 2-1 | 248 | 120 | 157 | 157 | 8 | 8 | |
| TOTALS | RPI 1-25 | RPI 26-50 | W-L RECORDS | RPI 51-100 | RPI 101-150 | RPI 150+ | | | | |
| 11- 9 | 0- 2 | 1- 2 | OVERALL | 1- 2 | 1- 1 | 8- 2 | | | | |
| 8- 3 | 0- 0 | 1- 0 | HOME | 1- 2 | 0- 1 | 6- 0 | | | | |
| 2- 5 | 0- 2 | 0- 1 | AWAY | 0- 0 | 0- 0 | 2- 2 | | | | |
| 1- 1 | 0- 0 | 0- 1 | NEUTRAL | 0- 0 | 1- 0 | 0- 0 | | | | |
| 8- 5 | 0- 1 | 1- 2 | NON-CONFERENCE | 0- 1 | 1- 0 | 6- 1 | | | | |
| 6- 1 | 0- 0 | 1- 0 | HOME | 0- 1 | 0- 0 | 5- 0 | | | | |
| 1- 3 | 0- 1 | 0- 1 | AWAY | 0- 0 | 0- 0 | 1- 1 | | | | |
| 1- 1 | 0- 0 | 0- 1 | NEUTRAL | 0- 0 | 1- 0 | 0- 0 | | | | |
| 3- 4 | 0- 1 | 0- 0 | CONFERENCE | 1- 1 | 0- 1 | 2- 1 | | | | |
| 2- 2 | 0- 0 | 0- 0 | HOME | 1- 1 | 0- 1 | 1- 0 | | | | |
| 1- 2 | 0- 1 | 0- 0 | AWAY | 0- 0 | 0- 0 | 1- 1 | | | | |
| 0- 0 | 0- 0 | 0- 0 | NEUTRAL | 0- 0 | 0- 0 | 0- 0 | | | | |

| RPI 1-25 | | | | RPI 26-50 | | | | RPI 51-100 | | | | RPI 101+ Team's RPI: 166 | | | |
|--------------------|---|---------------|-------|-----------|---|---------------|-------|------------|---|------------|-------|--------------------------|---|-----------------|--------|
| RPI | S | Opponent | Score | RPI | S | Opponent | Score | RPI | S | Opponent | Score | RPI | S | Opponent | Score |
| 7 | A | UConn | 55 83 | 26 | N | Virginia Tech | 63 84 | 54 | H | Temple | 72 70 | 116 | N | Montana St. | 66 64 |
| 12 | A | Missouri St. | 55 68 | 38 | H | Oklahoma | 88 83 | 55 | H | UNI | 50 61 | 125 | H | Tulane | 56 61 |
| | | | | 40 | A | Creighton | 46 56 | 78 | H | South Fla. | 50 56 | 161 | A | Houston | 56 64 |
| | | | | | | | | | | | | 179 | H | Eastern Mich. | 63 52 |
| | | | | | | | | | | | | 216 | H | Tulsa | 57 46 |
| | | | | | | | | | | | | 250 | A | Louisiana Tech | 88 80 |
| | | | | | | | | | | | | 251 | A | Oral Roberts | 66 79 |
| | | | | | | | | | | | | 258 | H | Southern U. | 69 63 |
| | | | | | | | | | | | | 271 | A | East Carolina | 61 53 |
| | | | | | | | | | | | | 322 | H | Ark.-Pine Bluff | 100 50 |
| | | | | | | | | | | | | 330 | H | Houston Baptist | 59 42 |
| | | | | | | | | | | | | 340 | H | Grambling | 77 65 |
| LAST 10 Division I | | | | | | | | | | | | | | | |
| 161 | A | Houston | 56 64 | 125 | H | Tulane | 56 61 | | | | | | | | |
| 78 | H | South Fla. | 50 56 | 7 | A | UConn | 55 83 | | | | | | | | |
| 54 | H | Temple | 72 70 | 340 | H | Grambling | 77 65 | | | | | | | | |
| 216 | H | Tulsa | 57 46 | 26 | N | Virginia Tech | 63 84 | | | | | | | | |
| 271 | A | East Carolina | 61 53 | 116 | N | Montana St. | 66 64 | | | | | | | | |

Non-Div I Games:

Wichita St.

| | | | | | | | | | | |
|-------------------|----------|-----------|----------------|------------|-------------|---------------|------|------|-------|-----------|
| Average RPI Win: | 245 | WON-LOST | WINNING | LAST 10 | STRENGTH OF | OPP. STRENGTH | TEAM | ADJ. | CONF. | ADJ CONF. |
| Average RPI Loss: | 109 | RECORD | PCT. RANK | GAMES | SCHEDULE | OF SCHEDULE | RPI | RPI | RPI | RPI |
| DIV. I ONLY | 13- 6 | 66 | 6-4 | 308 | 139 | 157 | 157 | 14 | 14 | |
| DIV. I NON-CONF. | 9- 2 | 38 | 2-0 | 331 | 156 | 127 | 127 | 14 | 14 | |
| TOTALS | RPI 1-25 | RPI 26-50 | W-L RECORDS | RPI 51-100 | RPI 101-150 | RPI 150+ | | | | |
| 13- 6 | 0- 0 | 0- 2 | OVERALL | 0- 1 | 2- 2 | 11- 1 | | | | |
| 6- 3 | 0- 0 | 0- 1 | HOME | 0- 1 | 0- 0 | 6- 1 | | | | |
| 7- 3 | 0- 0 | 0- 1 | AWAY | 0- 0 | 2- 2 | 5- 0 | | | | |
| 0- 0 | 0- 0 | 0- 0 | NEUTRAL | 0- 0 | 0- 0 | 0- 0 | | | | |
| 9- 2 | 0- 0 | 0- 1 | NON-CONFERENCE | 0- 0 | 2- 1 | 7- 0 | | | | |
| 4- 1 | 0- 0 | 0- 1 | HOME | 0- 0 | 0- 0 | 4- 0 | | | | |
| 5- 1 | 0- 0 | 0- 0 | AWAY | 0- 0 | 2- 1 | 3- 0 | | | | |
| 0- 0 | 0- 0 | 0- 0 | NEUTRAL | 0- 0 | 0- 0 | 0- 0 | | | | |
| 4- 4 | 0- 0 | 0- 1 | CONFERENCE | 0- 1 | 0- 1 | 4- 1 | | | | |
| 2- 2 | 0- 0 | 0- 0 | HOME | 0- 1 | 0- 0 | 2- 1 | | | | |
| 2- 2 | 0- 0 | 0- 1 | AWAY | 0- 0 | 0- 1 | 2- 0 | | | | |
| 0- 0 | 0- 0 | 0- 0 | NEUTRAL | 0- 0 | 0- 0 | 0- 0 | | | | |

| RPI 1-25 | | | | RPI 26-50 | | | | RPI 51-100 | | | | RPI 101+ Team's RPI: 157 | | | |
|--------------------|---|----------|-------|-----------|---|--------------------|-------|------------|---|-------------------|-------|--------------------------|---|--------------------|-------|
| RPI | S | Opponent | Score | RPI | S | Opponent | Score | RPI | S | Opponent | Score | RPI | S | Opponent | Score |
| | | | | 32 | H | Old Dominion | 58 69 | 69 | H | Drexel | 54 61 | 113 | A | VCU | 69 55 |
| | | | | 45 | A | James Madison | 70 84 | | | | | 118 | A | Richmond | 73 76 |
| | | | | | | | | | | | | 133 | A | Northeastern | 55 61 |
| | | | | | | | | | | | | 146 | A | George Washington | 63 51 |
| | | | | | | | | | | | | 174 | H | Norfolk St. | 65 56 |
| | | | | | | | | | | | | 178 | A | Towson | 83 75 |
| | | | | | | | | | | | | 229 | H | Delaware | 68 58 |
| | | | | | | | | | | | | 241 | H | Col. of Charleston | 85 60 |
| | | | | | | | | | | | | 254 | H | UNCW | 55 72 |
| | | | | | | | | | | | | 259 | A | Delaware St. | 73 52 |
| | | | | | | | | | | | | 271 | A | East Carolina | 78 68 |
| | | | | | | | | | | | | 294 | A | Army West Point | 77 65 |
| | | | | | | | | | | | | 305 | A | Hofstra | 66 53 |
| | | | | | | | | | | | | 306 | H | UMBC | 76 48 |
| | | | | | | | | | | | | 325 | H | UMES | 78 50 |
| | | | | | | | | | | | | 345 | H | Hartford | 61 44 |
| LAST 10 Division I | | | | | | | | | | | | | | | |
| | | | | 69 | H | Drexel | 54 61 | 254 | H | UNCW | 55 72 | | | | |
| | | | | 229 | H | Delaware | 68 58 | 178 | A | Towson | 83 75 | | | | |
| | | | | 133 | A | Northeastern | 55 61 | 45 | A | James Madison | 70 84 | | | | |
| | | | | 305 | A | Hofstra | 66 53 | 146 | A | George Washington | 63 51 | | | | |
| | | | | 241 | H | Col. of Charleston | 85 60 | 174 | H | Norfolk St. | 65 56 | | | | |

Non-Div I Games:

William & Mary

■ Loss, ■ Non-Conf, S Site, H Home A Away N Neutral

Winthrop

Through Games Of Jan. 26, 2020

| | | | | | | | | | | |
|-------------------|----------|-----------|----------------|------------|-------------|---------------|------|------|-------|-----------|
| Average RPI Win: | 283 | WON-LOST | WINNING | LAST 10 | STRENGTH OF | OPP. STRENGTH | TEAM | ADJ. | CONF. | ADJ CONF. |
| Average RPI Loss: | 189 | RECORD | PCT. RANK | GAMES | SCHEDULE | OF SCHEDULE | RPI | RPI | RPI | RPI |
| DIV. I ONLY | 9- 9 | 176 | 7-3 | 318 | 307 | 249 | 249 | 26 | 26 | |
| DIV. I NON-CONF. | 3- 6 | 235 | 1-0 | 311 | 239 | 294 | 294 | 27 | 27 | |
| TOTALS | RPI 1-25 | RPI 26-50 | W-L RECORDS | RPI 51-100 | RPI 101-150 | RPI 150+ | | | | |
| 9- 9 | 0- 1 | 0- 1 | OVERALL | 0- 0 | 0- 1 | 9- 6 | | | | |
| 4- 3 | 0- 0 | 0- 0 | HOME | 0- 0 | 0- 0 | 4- 3 | | | | |
| 5- 5 | 0- 1 | 0- 1 | AWAY | 0- 0 | 0- 1 | 5- 2 | | | | |
| 0- 1 | 0- 0 | 0- 0 | NEUTRAL | 0- 0 | 0- 0 | 0- 1 | | | | |
| 3- 6 | 0- 1 | 0- 1 | NON-CONFERENCE | 0- 0 | 0- 0 | 3- 4 | | | | |
| 0- 3 | 0- 0 | 0- 0 | HOME | 0- 0 | 0- 0 | 0- 3 | | | | |
| 3- 2 | 0- 1 | 0- 1 | AWAY | 0- 0 | 0- 0 | 3- 0 | | | | |
| 0- 1 | 0- 0 | 0- 0 | NEUTRAL | 0- 0 | 0- 0 | 0- 1 | | | | |
| 6- 3 | 0- 0 | 0- 0 | CONFERENCE | 0- 0 | 0- 1 | 6- 2 | | | | |
| 4- 0 | 0- 0 | 0- 0 | HOME | 0- 0 | 0- 0 | 4- 0 | | | | |
| 2- 3 | 0- 0 | 0- 0 | AWAY | 0- 0 | 0- 1 | 2- 2 | | | | |
| 0- 0 | 0- 0 | 0- 0 | NEUTRAL | 0- 0 | 0- 0 | 0- 0 | | | | |

| RPI 1-25 | | | | RPI 26-50 | | | | RPI 51-100 | | | | RPI 101+ Team's RPI: 249 | | | |
|--------------------|---|----------------|-------|-----------|---|---------------|-------|------------|---|----------|-------|--------------------------|---|--------------------|-------|
| RPI | S | Opponent | Score | RPI | S | Opponent | Score | RPI | S | Opponent | Score | RPI | S | Opponent | Score |
| 20 | A | Kentucky | 36 91 | 32 | A | Old Dominion | 44 68 | | | | | 142 | A | Campbell | 47 63 |
| | | | | | | | | | | | | 183 | H | Hampton | 72 66 |
| | | | | | | | | | | | | 208 | H | High Point | 69 63 |
| | | | | | | | | | | | | 225 | H | Iona | 61 68 |
| | | | | | | | | | | | | 230 | A | Radford | 53 54 |
| | | | | | | | | | | | | 237 | A | Gardner-Webb | 59 71 |
| | | | | | | | | | | | | 241 | H | Col. of Charleston | 73 84 |
| | | | | | | | | | | | | 254 | A | UNCW | 75 63 |
| | | | | | | | | | | | | 270 | H | Longwood | 74 63 |
| | | | | | | | | | | | | 284 | N | Wofford | 59 60 |
| | | | | | | | | | | | | 291 | H | Ga. Southern | 47 91 |
| | | | | | | | | | | | | 299 | H | Presbyterian | 61 54 |
| | | | | | | | | | | | | 327 | A | N.C. Central | 56 46 |
| | | | | | | | | | | | | 332 | A | Western Caro. | 63 60 |
| | | | | | | | | | | | | 333 | A | Charleston So. | 58 53 |
| | | | | | | | | | | | | 341 | A | USC Upstate | 52 38 |
| LAST 10 Division I | | | | | | | | | | | | | | | |
| 333 | A | Charleston So. | 58 53 | 341 | A | USC Upstate | 52 38 | | | | | | | | |
| 270 | H | Longwood | 74 63 | 237 | A | Gardner-Webb | 59 71 | | | | | | | | |
| 230 | A | Radford | 53 54 | 208 | H | High Point | 69 63 | | | | | | | | |
| 142 | A | Campbell | 47 63 | 183 | H | Hampton | 72 66 | | | | | | | | |
| 299 | H | Presbyterian | 61 54 | 332 | A | Western Caro. | 63 60 | | | | | | | | |

Non-Div I Games:

Winthrop

■ Loss,
 ■ Non-Conf,
 ■ S Site,
 ■ H Home
 ■ A Away
 N Neutral

| | | | | | | | | | | |
|-------------------|----------|-----------|----------------|------------|-------------|---------------|------|------|-------|-----------|
| Average RPI Win: | 211 | WON-LOST | WINNING | LAST 10 | STRENGTH OF | OPP. STRENGTH | TEAM | ADJ. | CONF. | ADJ CONF. |
| Average RPI Loss: | 46 | RECORD | PCT. RANK | GAMES | SCHEDULE | OF SCHEDULE | RPI | RPI | RPI | RPI |
| DIV. I ONLY | 10- 10 | 176 | 3-7 | 58 | 76 | 119 | 119 | 2 | 2 | |
| DIV. I NON-CONF. | 8- 3 | 68 | 1-0 | 192 | 203 | 92 | 92 | 2 | 2 | |
| TOTALS | RPI 1-25 | RPI 26-50 | W-L RECORDS | RPI 51-100 | RPI 101-150 | RPI 150+ | | | | |
| 10- 10 | 0- 1 | 0- 7 | OVERALL | 3- 2 | 0- 0 | 7- 0 | | | | |
| 7- 4 | 0- 1 | 0- 3 | HOME | 1- 0 | 0- 0 | 6- 0 | | | | |
| 2- 5 | 0- 0 | 0- 3 | AWAY | 1- 2 | 0- 0 | 1- 0 | | | | |
| 1- 1 | 0- 0 | 0- 1 | NEUTRAL | 1- 0 | 0- 0 | 0- 0 | | | | |
| 8- 3 | 0- 0 | 0- 2 | NON-CONFERENCE | 2- 1 | 0- 0 | 6- 0 | | | | |
| 6- 0 | 0- 0 | 0- 0 | HOME | 1- 0 | 0- 0 | 5- 0 | | | | |
| 1- 2 | 0- 0 | 0- 1 | AWAY | 0- 1 | 0- 0 | 1- 0 | | | | |
| 1- 1 | 0- 0 | 0- 1 | NEUTRAL | 1- 0 | 0- 0 | 0- 0 | | | | |
| 2- 7 | 0- 1 | 0- 5 | CONFERENCE | 1- 1 | 0- 0 | 1- 0 | | | | |
| 1- 4 | 0- 1 | 0- 3 | HOME | 0- 0 | 0- 0 | 1- 0 | | | | |
| 1- 3 | 0- 0 | 0- 2 | AWAY | 1- 1 | 0- 0 | 0- 0 | | | | |
| 0- 0 | 0- 0 | 0- 0 | NEUTRAL | 0- 0 | 0- 0 | 0- 0 | | | | |

| RPI 1-25 | | | | RPI 26-50 | | | | RPI 51-100 | | | | RPI 101+ Team's RPI: 119 | | | |
|--------------------|---|----------|-------|-----------|---|--------------|-------|------------|---|---------------|-------|--------------------------|---|------------------|-------|
| RPI | S | Opponent | Score | RPI | S | Opponent | Score | RPI | S | Opponent | Score | RPI | S | Opponent | Score |
| 4 | H | Iowa | 78 85 | 29 | A | Purdue | 61 72 | 56 | A | Georgia Tech | 41 60 | 188 | H | Penn St. | 71 65 |
| | | | | 41 | H | Rutgers | 61 64 | 65 | N | Ball St. | 67 56 | 242 | H | Eastern Ill. | 63 55 |
| | | | | 43 | A | Colorado | 57 74 | 70 | A | Minnesota | 72 62 | 264 | H | Milwaukee | 71 40 |
| | | | | 47 | N | Arkansas | 64 68 | 86 | H | North Florida | 75 62 | 284 | H | Wofford | 78 65 |
| | | | | 48 | H | Michigan | 56 68 | 94 | A | Michigan St. | 52 69 | 290 | A | North Dakota St. | 64 63 |
| | | | | 50 | A | Nebraska | 50 65 | | | | | 302 | H | Prairie View | 68 42 |
| | | | | 50 | H | Nebraska | 71 72 | | | | | 321 | H | Alabama St. | 85 67 |
| LAST 10 Division I | | | | | | | | | | | | | | | |
| | | | | 50 | H | Nebraska | 71 72 | 50 | A | Nebraska | 50 65 | | | | |
| | | | | 70 | A | Minnesota | 72 62 | 188 | H | Penn St. | 71 65 | | | | |
| | | | | 4 | H | Iowa | 78 85 | 29 | A | Purdue | 61 72 | | | | |
| | | | | 48 | H | Michigan | 56 68 | 41 | H | Rutgers | 61 64 | | | | |
| | | | | 94 | A | Michigan St. | 52 69 | 302 | H | Prairie View | 68 42 | | | | |

Non-Div I Games:

Wisconsin

■ Loss,
 ■ Non-Conf,
 ■ S Site,
 ■ H Home
 ■ A Away
 N Neutral

Wofford

Through Games Of Jan. 26, 2020

| | | | | | | | | | | |
|-------------------|----------|-----------|----------------|------------|-------------|---------------|------|------|-------|-----------|
| Average RPI Win: | 262 | WON-LOST | WINNING | LAST 10 | STRENGTH OF | OPP. STRENGTH | TEAM | ADJ. | CONF. | ADJ CONF. |
| Average RPI Loss: | 190 | RECORD | PCT. RANK | GAMES | SCHEDULE | OF SCHEDULE | RPI | RPI | RPI | RPI |
| DIV. I ONLY | 8- 10 | 205 | 5-5 | 306 | 266 | 284 | 284 | 25 | 25 | |
| DIV. I NON-CONF. | 4- 8 | 235 | 1-3 | 224 | 323 | 295 | 295 | 23 | 23 | |
| TOTALS | RPI 1-25 | RPI 26-50 | W-L RECORDS | RPI 51-100 | RPI 101-150 | RPI 150+ | | | | |
| 8- 10 | 0- 0 | 0- 0 | OVERALL | 0- 1 | 1- 3 | 7- 6 | | | | |
| 6- 4 | 0- 0 | 0- 0 | HOME | 0- 0 | 1- 1 | 5- 3 | | | | |
| 1- 6 | 0- 0 | 0- 0 | AWAY | 0- 1 | 0- 2 | 1- 3 | | | | |
| 1- 0 | 0- 0 | 0- 0 | NEUTRAL | 0- 0 | 0- 0 | 1- 0 | | | | |
| 4- 8 | 0- 0 | 0- 0 | NON-CONFERENCE | 0- 1 | 0- 3 | 4- 4 | | | | |
| 3- 3 | 0- 0 | 0- 0 | HOME | 0- 0 | 0- 1 | 3- 2 | | | | |
| 0- 5 | 0- 0 | 0- 0 | AWAY | 0- 1 | 0- 2 | 0- 2 | | | | |
| 1- 0 | 0- 0 | 0- 0 | NEUTRAL | 0- 0 | 0- 0 | 1- 0 | | | | |
| 4- 2 | 0- 0 | 0- 0 | CONFERENCE | 0- 0 | 1- 0 | 3- 2 | | | | |
| 3- 1 | 0- 0 | 0- 0 | HOME | 0- 0 | 1- 0 | 2- 1 | | | | |
| 1- 1 | 0- 0 | 0- 0 | AWAY | 0- 0 | 0- 0 | 1- 1 | | | | |
| 0- 0 | 0- 0 | 0- 0 | NEUTRAL | 0- 0 | 0- 0 | 0- 0 | | | | |

| RPI S | Opponent | Score | RPI S | Opponent | Score | RPI S | Opponent | Score | RPI S | Opponent | Score | Team's RPI: 284 |
|--------------------|----------|-------|-------|----------------|-------|-------|----------|-----------------|-------|-----------------|-------|-----------------|
| | | | | | | 82 A | Kansas | 64 83 | 119 A | Wisconsin | 65 78 | |
| | | | | | | | | | 121 H | UNC Greensboro | 66 61 | |
| | | | | | | | | | 122 H | Coastal Caro. | 73 78 | |
| | | | | | | | | | 144 A | Auburn | 82 84 | |
| | | | | | | | | | 165 H | Samford | 58 74 | |
| | | | | | | | | | 228 A | Northern Ky. | 72 80 | |
| | | | | | | | | | 233 A | Chattanooga | 76 80 | |
| | | | | | | | | | 237 A | Gardner-Webb | 53 67 | |
| | | | | | | | | | 239 A | ETSU | 76 47 | |
| | | | | | | | | | 249 N | Winthrop | 60 59 | |
| | | | | | | | | | 257 H | UNC Asheville | 75 38 | |
| | | | | | | | | | 270 H | Longwood | 79 76 | |
| | | | | | | | | | 280 H | Appalachian St. | 51 54 | |
| | | | | | | | | | 291 H | Ga. Southern | 57 70 | |
| | | | | | | | | | 299 H | Presbyterian | 67 60 | |
| | | | | | | | | | 328 H | Mercer | 77 49 | |
| | | | | | | | | | 332 H | Western Caro. | 76 63 | |
| LAST 10 Division I | | | | | | | | | | | | |
| | | | 121 H | UNC Greensboro | 66 61 | | 165 H | Samford | 58 74 | | | |
| | | | 332 H | Western Caro. | 76 63 | | 82 A | Kansas | 64 83 | | | |
| | | | 239 A | ETSU | 76 47 | | 228 A | Northern Ky. | 72 80 | | | |
| | | | 233 A | Chattanooga | 76 80 | | 257 H | UNC Asheville | 75 38 | | | |
| | | | 328 H | Mercer | 77 49 | | 280 H | Appalachian St. | 51 54 | | | |

W
o
f
f
o
r
d

W
o
f
f
o
r
d

Non-Div I Games: Brevard 82 34 Erskine 100 38 UNKNOWN 89 38

Wofford

Loss, Non-Conf, S Site, H Home A Away N Neutral

| | | | | | | | | | | |
|-------------------|----------|-----------|----------------|------------|-------------|---------------|------|------|-------|-----------|
| Average RPI Win: | 234 | WON-LOST | WINNING | LAST 10 | STRENGTH OF | OPP. STRENGTH | TEAM | ADJ. | CONF. | ADJ CONF. |
| Average RPI Loss: | 123 | RECORD | PCT. RANK | GAMES | SCHEDULE | OF SCHEDULE | RPI | RPI | RPI | RPI |
| DIV. I ONLY | 11- 8 | 128 | 7-3 | 233 | 159 | 139 | 139 | 21 | 21 | |
| DIV. I NON-CONF. | 4- 6 | 212 | 0-1 | 183 | 44 | 176 | 176 | 18 | 18 | |
| TOTALS | RPI 1-25 | RPI 26-50 | W-L RECORDS | RPI 51-100 | RPI 101-150 | RPI 150+ | | | | |
| 11- 8 | 0- 0 | 0- 0 | OVERALL | 0- 6 | 1- 0 | 10- 2 | | | | |
| 5- 1 | 0- 0 | 0- 0 | HOME | 0- 1 | 0- 0 | 5- 0 | | | | |
| 5- 5 | 0- 0 | 0- 0 | AWAY | 0- 4 | 1- 0 | 4- 1 | | | | |
| 1- 2 | 0- 0 | 0- 0 | NEUTRAL | 0- 1 | 0- 0 | 1- 1 | | | | |
| 4- 6 | 0- 0 | 0- 0 | NON-CONFERENCE | 0- 5 | 0- 0 | 4- 1 | | | | |
| 1- 1 | 0- 0 | 0- 0 | HOME | 0- 1 | 0- 0 | 1- 0 | | | | |
| 2- 3 | 0- 0 | 0- 0 | AWAY | 0- 3 | 0- 0 | 2- 0 | | | | |
| 1- 2 | 0- 0 | 0- 0 | NEUTRAL | 0- 1 | 0- 0 | 1- 1 | | | | |
| 7- 2 | 0- 0 | 0- 0 | CONFERENCE | 0- 1 | 1- 0 | 6- 1 | | | | |
| 4- 0 | 0- 0 | 0- 0 | HOME | 0- 0 | 0- 0 | 4- 0 | | | | |
| 3- 2 | 0- 0 | 0- 0 | AWAY | 0- 1 | 1- 0 | 2- 1 | | | | |
| 0- 0 | 0- 0 | 0- 0 | NEUTRAL | 0- 0 | 0- 0 | 0- 0 | | | | |

| RPI 1-25 | | | | RPI 26-50 | | | | RPI 51-100 | | | | RPI 101+ | | | | Team's RPI: 139 | |
|--------------------|---|----------|-------|-----------|---|---------------|-------|------------|---|-------------------|-------|----------|-----|----------------|-----------------|-----------------|----|
| RPI | S | Opponent | Score | RPI | S | Opponent | Score | RPI | S | Opponent | Score | RPI | S | Opponent | Score | | |
| | | | | | | | | 58 | A | UCF | 53 | 69 | 143 | A | Green Bay | 70 | 58 |
| | | | | | | | | 59 | A | Iowa St. | 71 | 79 | 158 | H | CSU Bakersfield | 65 | 60 |
| | | | | | | | | 61 | A | IUPUI | 60 | 80 | 195 | H | Cleveland St. | 78 | 62 |
| | | | | | | | | 81 | H | Abilene Christian | 64 | 83 | 210 | H | Youngstown St. | 91 | 41 |
| | | | | | | | | 82 | N | Kansas | 63 | 74 | 214 | A | SMU | 69 | 61 |
| | | | | | | | | 99 | A | UT Arlington | 62 | 68 | 226 | A | Xavier | 86 | 74 |
| | | | | | | | | | | | | | 228 | A | Northern Ky. | 63 | 55 |
| | | | | | | | | | | | | | 264 | A | Milwaukee | 58 | 60 |
| | | | | | | | | | | | | | 273 | H | Oakland | 85 | 66 |
| | | | | | | | | | | | | | 274 | N | Loyola Maryland | 66 | 51 |
| | | | | | | | | | | | | | 283 | N | St. Bonaventure | 56 | 57 |
| | | | | | | | | | | | | | 314 | H | Detroit Mercy | 67 | 61 |
| | | | | | | | | | | | | | 338 | A | UIC | 58 | 43 |
| LAST 10 Division I | | | | | | | | | | | | | | | | | |
| | | | | 273 | H | Oakland | 85 66 | | | | | 210 | H | Youngstown St. | 91 41 | | |
| | | | | 314 | H | Detroit Mercy | 67 61 | | | | | 195 | H | Cleveland St. | 78 62 | | |
| | | | | 228 | A | Northern Ky. | 63 55 | | | | | 143 | A | Green Bay | 70 58 | | |
| | | | | 61 | A | IUPUI | 60 80 | | | | | 264 | A | Milwaukee | 58 60 | | |
| | | | | 338 | A | UIC | 58 43 | | | | | 58 | A | UCF | 53 69 | | |

Non-Div I Games: Marian (IN) 64 60

Wright St.

Loss, Non-Conf, S Site, H Home A Away N Neutral

Wyoming

Through Games Of Jan. 26, 2020

| | | | | | | | | | | |
|-------------------|----------|-----------|----------------|------------|-------------|---------------|------|------|-------|-----------|
| Average RPI Win: | 247 | WON-LOST | WINNING | LAST 10 | STRENGTH OF | OPP. STRENGTH | TEAM | ADJ. | CONF. | ADJ CONF. |
| Average RPI Loss: | 157 | RECORD | PCT. RANK | GAMES | SCHEDULE | OF SCHEDULE | RPI | RPI | RPI | RPI |
| DIV. I ONLY | 8- 9 | 193 | 4-6 | 224 | 226 | 215 | 215 | 17 | 17 | |
| DIV. I NON-CONF. | 3- 5 | 224 | 1-2 | 220 | 217 | 261 | 261 | 24 | 24 | |
| TOTALS | RPI 1-25 | RPI 26-50 | W-L RECORDS | RPI 51-100 | RPI 101-150 | RPI 150+ | | | | |
| 8- 9 | 0- 1 | 0- 1 | OVERALL | 0- 2 | 1- 0 | 7- 5 | | | | |
| 5- 4 | 0- 1 | 0- 1 | HOME | 0- 0 | 1- 0 | 4- 2 | | | | |
| 3- 5 | 0- 0 | 0- 0 | AWAY | 0- 2 | 0- 0 | 3- 3 | | | | |
| 0- 0 | 0- 0 | 0- 0 | NEUTRAL | 0- 0 | 0- 0 | 0- 0 | | | | |
| 3- 5 | 0- 1 | 0- 1 | NON-CONFERENCE | 0- 1 | 0- 0 | 3- 2 | | | | |
| 2- 3 | 0- 1 | 0- 1 | HOME | 0- 0 | 0- 0 | 2- 1 | | | | |
| 1- 2 | 0- 0 | 0- 0 | AWAY | 0- 1 | 0- 0 | 1- 1 | | | | |
| 0- 0 | 0- 0 | 0- 0 | NEUTRAL | 0- 0 | 0- 0 | 0- 0 | | | | |
| 5- 4 | 0- 0 | 0- 0 | CONFERENCE | 0- 1 | 1- 0 | 4- 3 | | | | |
| 3- 1 | 0- 0 | 0- 0 | HOME | 0- 0 | 1- 0 | 2- 1 | | | | |
| 2- 3 | 0- 0 | 0- 0 | AWAY | 0- 1 | 0- 0 | 2- 2 | | | | |
| 0- 0 | 0- 0 | 0- 0 | NEUTRAL | 0- 0 | 0- 0 | 0- 0 | | | | |

| RPI 1-25 | | | | RPI 26-50 | | | | RPI 51-100 | | | | RPI 101+ Team's RPI: 215 | | | |
|--------------------|---|---------------|-------|-----------|---|------------------|-------|------------|---|------------------|-------|--------------------------|---|-------------------|-------|
| RPI | S | Opponent | Score | RPI | S | Opponent | Score | RPI | S | Opponent | Score | RPI | S | Opponent | Score |
| 10 | H | Gonzaga | 54 65 | 43 | H | Colorado | 56 66 | 71 | A | Fresno St. | 59 89 | 110 | H | Boise St. | 73 68 |
| | | | | | | | | 90 | A | South Dakota St. | 40 67 | 177 | H | Saint Mary's (CA) | 69 67 |
| | | | | | | | | | | | | 181 | A | New Mexico | 73 66 |
| | | | | | | | | | | | | 185 | A | UNLV | 53 65 |
| | | | | | | | | | | | | 204 | H | Northern Colo. | 44 46 |
| | | | | | | | | | | | | 261 | H | Colorado St. | 49 56 |
| | | | | | | | | | | | | 265 | A | San Diego St. | 60 67 |
| | | | | | | | | | | | | 265 | H | San Diego St. | 81 67 |
| | | | | | | | | | | | | 287 | H | Nevada | 83 59 |
| | | | | | | | | | | | | 288 | A | Denver | 57 71 |
| | | | | | | | | | | | | 290 | A | North Dakota St. | 66 57 |
| | | | | | | | | | | | | 316 | A | Air Force | 65 63 |
| | | | | | | | | | | | | 351 | H | Mississippi Val. | 95 22 |
| LAST 10 Division I | | | | | | | | | | | | | | | |
| 265 | H | San Diego St. | 81 67 | 261 | H | Colorado St. | 49 56 | | | | | | | | |
| 71 | A | Fresno St. | 59 89 | 110 | H | Boise St. | 73 68 | | | | | | | | |
| 287 | H | Nevada | 83 59 | 10 | H | Gonzaga | 54 65 | | | | | | | | |
| 185 | A | UNLV | 53 65 | 204 | H | Northern Colo. | 44 46 | | | | | | | | |
| 265 | A | San Diego St. | 60 67 | 351 | H | Mississippi Val. | 95 22 | | | | | | | | |

Non-Div I Games: Colo. Christian 70 31

Wyoming

■ Loss,
 ■ Non-Conf, S Site,
 ■ Home
 ■ Away
 N Neutral

| Average RPI Win: | 159 | WON-LOST | WINNING | LAST 10 | STRENGTH OF | OPP. STRENGTH | TEAM | ADJ. | CONF. | ADJ CONF. |
|-------------------|----------|-----------|----------------|------------|-------------|---------------|------|------|-------|-----------|
| Average RPI Loss: | 88 | RECORD | PCT. RANK | GAMES | SCHEDULE | OF SCHEDULE | RPI | RPI | RPI | RPI |
| DIV. I ONLY | 2- 18 | 339 | 1-9 | 18 | 71 | 226 | 226 | 6 | 6 | |
| DIV. I NON-CONF. | 1- 10 | 329 | 0-1 | 16 | 140 | 243 | 243 | 6 | 6 | |
| TOTALS | RPI 1-25 | RPI 26-50 | W-L RECORDS | RPI 51-100 | RPI 101-150 | RPI 150+ | | | | |
| 2- 18 | 0- 2 | 0- 4 | OVERALL | 1- 6 | 0- 5 | 1- 1 | | | | |
| 1- 9 | 0- 1 | 0- 3 | HOME | 1- 2 | 0- 2 | 0- 1 | | | | |
| 1- 7 | 0- 0 | 0- 1 | AWAY | 0- 4 | 0- 2 | 1- 0 | | | | |
| 0- 2 | 0- 1 | 0- 0 | NEUTRAL | 0- 0 | 0- 1 | 0- 0 | | | | |
| 1- 10 | 0- 1 | 0- 1 | NON-CONFERENCE | 1- 3 | 0- 4 | 0- 1 | | | | |
| 1- 4 | 0- 0 | 0- 1 | HOME | 1- 0 | 0- 2 | 0- 1 | | | | |
| 0- 4 | 0- 0 | 0- 0 | AWAY | 0- 3 | 0- 1 | 0- 0 | | | | |
| 0- 2 | 0- 1 | 0- 0 | NEUTRAL | 0- 0 | 0- 1 | 0- 0 | | | | |
| 1- 8 | 0- 1 | 0- 3 | CONFERENCE | 0- 3 | 0- 1 | 1- 0 | | | | |
| 0- 5 | 0- 1 | 0- 2 | HOME | 0- 2 | 0- 0 | 0- 0 | | | | |
| 1- 3 | 0- 0 | 0- 1 | AWAY | 0- 1 | 0- 1 | 1- 0 | | | | |
| 0- 0 | 0- 0 | 0- 0 | NEUTRAL | 0- 0 | 0- 0 | 0- 0 | | | | |

| RPI S | Opponent | Score | RPI S | Opponent | Score | RPI S | Opponent | Score | RPI S | Opponent | Score | Team's RPI: 226 |
|--------------------|--------------|-------|-------|-----------------|-------|-------|------------|-------|-------|---------------|-------|-----------------|
| 15 N | Northwestern | 59 79 | 37 H | Marquette | 60 80 | 54 A | Temple | 65 78 | 103 H | Cincinnati | 78 85 | |
| 17 H | DePaul | 68 91 | 40 A | Creighton | 55 62 | 65 A | Ball St. | 49 70 | 130 N | Florida | 64 67 | |
| | | | 42 H | St. John's (NY) | 67 75 | 74 H | Seton Hall | 61 83 | 131 A | Providence | 48 60 | |
| | | | 43 H | Colorado | 53 62 | 88 A | Villanova | 54 66 | 138 A | Robert Morris | 57 71 | |
| | | | | | | 92 H | Butler | 70 78 | 139 H | Wright St. | 74 86 | |
| | | | | | | 95 A | Rider | 57 64 | 221 A | Georgetown | 85 64 | |
| | | | | | | 97 H | Utah | 70 63 | 276 H | Eastern Ky. | 55 56 | |
| LAST 10 Division I | | | | | | | | | | | | |
| 131 A | Providence | 48 60 | 221 A | Georgetown | 85 64 | | | | | | | |
| 40 A | Creighton | 55 62 | 92 H | Butler | 70 78 | | | | | | | |
| 37 H | Marquette | 60 80 | 74 H | Seton Hall | 61 83 | | | | | | | |
| 17 H | DePaul | 68 91 | 42 H | St. John's (NY) | 67 75 | | | | | | | |
| 88 A | Villanova | 54 66 | 15 N | Northwestern | 59 79 | | | | | | | |

Non-Div I Games:

Xavier

| | | | | | | | | | | |
|-------------------|----------|-----------|----------------|------------|-------------|---------------|------|------|-------|-----------|
| Average RPI Win: | 198 | WON-LOST | WINNING | LAST 10 | STRENGTH OF | OPP. STRENGTH | TEAM | ADJ. | CONF. | ADJ CONF. |
| Average RPI Loss: | 46 | RECORD | PCT. RANK | GAMES | SCHEDULE | OF SCHEDULE | RPI | RPI | RPI | RPI |
| DIV. I ONLY | 12- 3 | 31 | 8-2 | 106 | 148 | 44 | 44 | 8 | 8 | |
| DIV. I NON-CONF. | 10- 3 | 58 | 6-2 | 98 | 162 | 50 | 50 | 9 | 9 | |
| TOTALS | RPI 1-25 | RPI 26-50 | W-L RECORDS | RPI 51-100 | RPI 101-150 | RPI 150+ | | | | |
| 12- 3 | 0- 1 | 0- 1 | OVERALL | 2- 1 | 2- 0 | 8- 0 | | | | |
| 6- 1 | 0- 0 | 0- 1 | HOME | 0- 0 | 1- 0 | 5- 0 | | | | |
| 5- 2 | 0- 1 | 0- 0 | AWAY | 1- 1 | 1- 0 | 3- 0 | | | | |
| 1- 0 | 0- 0 | 0- 0 | NEUTRAL | 1- 0 | 0- 0 | 0- 0 | | | | |
| 10- 3 | 0- 1 | 0- 1 | NON-CONFERENCE | 2- 1 | 2- 0 | 6- 0 | | | | |
| 5- 1 | 0- 0 | 0- 1 | HOME | 0- 0 | 1- 0 | 4- 0 | | | | |
| 4- 2 | 0- 1 | 0- 0 | AWAY | 1- 1 | 1- 0 | 2- 0 | | | | |
| 1- 0 | 0- 0 | 0- 0 | NEUTRAL | 1- 0 | 0- 0 | 0- 0 | | | | |
| 2- 0 | 0- 0 | 0- 0 | CONFERENCE | 0- 0 | 0- 0 | 2- 0 | | | | |
| 1- 0 | 0- 0 | 0- 0 | HOME | 0- 0 | 0- 0 | 1- 0 | | | | |
| 1- 0 | 0- 0 | 0- 0 | AWAY | 0- 0 | 0- 0 | 1- 0 | | | | |
| 0- 0 | 0- 0 | 0- 0 | NEUTRAL | 0- 0 | 0- 0 | 0- 0 | | | | |

| RPI 1-25 | | | | RPI 26-50 | | | | RPI 51-100 | | | | RPI 101+ | | | |
|--------------------|---|----------------|--------|-----------|---|-----------------|--------|------------|---|----------------|-------|----------|---|--------------|-------|
| RPI | S | Opponent | Score | RPI | S | Opponent | Score | RPI | S | Opponent | Score | RPI | S | Opponent | Score |
| 6 | A | UCLA | 65 100 | 42 | H | St. John's (NY) | 66 80 | 57 | A | North Carolina | 66 63 | 131 | H | Providence | 82 79 |
| | | | | | | | | 71 | N | Fresno St. | 87 67 | 133 | A | Northeastern | 78 63 |
| | | | | | | | | 91 | A | Colgate | 67 70 | 182 | H | Quinnipiac | 63 59 |
| | | | | | | | | | | | | 220 | A | UMass Lowell | 67 59 |
| | | | | | | | | | | | | 224 | A | Brown | 73 40 |
| | | | | | | | | | | | | 224 | H | Brown | 79 72 |
| | | | | | | | | | | | | 245 | A | LMU (CA) | 81 65 |
| | | | | | | | | | | | | 272 | H | Sacred Heart | 87 40 |
| | | | | | | | | | | | | 292 | H | Wagner | 87 68 |
| | | | | | | | | | | | | 328 | H | Mercer | 68 60 |
| LAST 10 Division I | | | | | | | | | | | | | | | |
| 224 | A | Brown | 73 40 | 272 | H | Sacred Heart | 87 40 | | | | | | | | |
| 224 | H | Brown | 79 72 | 42 | H | St. John's (NY) | 66 80 | | | | | | | | |
| 328 | H | Mercer | 68 60 | 245 | A | LMU (CA) | 81 65 | | | | | | | | |
| 292 | H | Wagner | 87 68 | 71 | N | Fresno St. | 87 67 | | | | | | | | |
| 57 | A | North Carolina | 66 63 | 6 | A | UCLA | 65 100 | | | | | | | | |

Non-Div I Games:

Yale

| Average RPI Win: | 255 | WON-LOST | WINNING | LAST 10 | STRENGTH OF | OPP. STRENGTH | TEAM | ADJ. | CONF. | ADJ CONF. |
|-------------------|----------|-----------|----------------|------------|-------------|---------------|------|------|-------|-----------|
| Average RPI Loss: | 159 | RECORD | PCT. RANK | GAMES | SCHEDULE | OF SCHEDULE | RPI | RPI | RPI | RPI |
| DIV. I ONLY | 9- 9 | 176 | 4-6 | 264 | 246 | 210 | 210 | 21 | 21 | |
| DIV. I NON-CONF. | 5- 4 | 140 | 0-1 | 249 | 210 | 162 | 162 | 18 | 18 | |
| TOTALS | RPI 1-25 | RPI 26-50 | W-L RECORDS | RPI 51-100 | RPI 101-150 | RPI 150+ | | | | |
| 9- 9 | 0- 1 | 0- 0 | OVERALL | 1- 0 | 0- 4 | 8- 4 | | | | |
| 5- 3 | 0- 0 | 0- 0 | HOME | 1- 0 | 0- 2 | 4- 1 | | | | |
| 4- 6 | 0- 1 | 0- 0 | AWAY | 0- 0 | 0- 2 | 4- 3 | | | | |
| 0- 0 | 0- 0 | 0- 0 | NEUTRAL | 0- 0 | 0- 0 | 0- 0 | | | | |
| 5- 4 | 0- 1 | 0- 0 | NON-CONFERENCE | 0- 0 | 0- 2 | 5- 1 | | | | |
| 3- 1 | 0- 0 | 0- 0 | HOME | 0- 0 | 0- 1 | 3- 0 | | | | |
| 2- 3 | 0- 1 | 0- 0 | AWAY | 0- 0 | 0- 1 | 2- 1 | | | | |
| 0- 0 | 0- 0 | 0- 0 | NEUTRAL | 0- 0 | 0- 0 | 0- 0 | | | | |
| 4- 5 | 0- 0 | 0- 0 | CONFERENCE | 1- 0 | 0- 2 | 3- 3 | | | | |
| 2- 2 | 0- 0 | 0- 0 | HOME | 1- 0 | 0- 1 | 1- 1 | | | | |
| 2- 3 | 0- 0 | 0- 0 | AWAY | 0- 0 | 0- 1 | 2- 2 | | | | |
| 0- 0 | 0- 0 | 0- 0 | NEUTRAL | 0- 0 | 0- 0 | 0- 0 | | | | |

| RPI S | Opponent | Score | RPI S | Opponent | Score | RPI S | Opponent | Score | RPI S | Opponent | Score | Team's RPI: 210 |
|--------------------|-----------------|-------|-------|----------------|-------|-------|----------|-------|-------|----------------------|-------|-----------------|
| 14 | A Indiana | 56 93 | | | | 61 | H IUPUI | 75 73 | 111 | H Kent St. | 73 82 | |
| | | | | | | | | | 138 | A Robert Morris | 43 58 | |
| | | | | | | | | | 139 | A Wright St. | 41 91 | |
| | | | | | | | | | 143 | H Green Bay | 63 70 | |
| | | | | | | | | | 179 | H Eastern Mich. | 79 77 | |
| | | | | | | | | | 195 | A Cleveland St. | 52 60 | |
| | | | | | | | | | 196 | A Akron | 62 91 | |
| | | | | | | | | | 223 | A Saint Francis (PA) | 56 46 | |
| | | | | | | | | | 228 | A Northern Ky. | 56 75 | |
| | | | | | | | | | 264 | H Milwaukee | 62 74 | |
| | | | | | | | | | 273 | A Oakland | 79 74 | |
| | | | | | | | | | 276 | A Eastern Ky. | 72 63 | |
| | | | | | | | | | 292 | H Wagner | 64 42 | |
| | | | | | | | | | 314 | A Detroit Mercy | 62 47 | |
| | | | | | | | | | 336 | H Canisius | 87 59 | |
| | | | | | | | | | 338 | H UIC | 77 65 | |
| LAST 10 Division I | | | | | | | | | | | | |
| 264 | H Milwaukee | 62 74 | 139 | A Wright St. | 41 91 | | | | | | | |
| 143 | H Green Bay | 63 70 | 228 | A Northern Ky. | 56 75 | | | | | | | |
| 314 | A Detroit Mercy | 62 47 | 338 | H UIC | 77 65 | | | | | | | |
| 273 | A Oakland | 79 74 | 61 | H IUPUI | 75 73 | | | | | | | |
| 195 | A Cleveland St. | 52 60 | 14 | A Indiana | 56 93 | | | | | | | |

Non-Div I Games: Lake Erie 83 48 Muskingum 92 46

Youngstown St.

Loss, Non-Conf, S Site, H Home A Away N Neutral