

Average RPI Win:	276	WON-LOST	WINNING	LAST 10	STRENGTH OF	OPP. STRENGTH	TEAM	ADJ.	CONF.	ADJ CONF.
Average RPI Loss:	176	RECORD	PCT. RANK	GAMES	SCHEDULE	OF SCHEDULE	RPI	RPI	RPI	RPI

DIV. I ONLY	6- 7	199	7-3	318	264	275	275	26	26
DIV. I NON-CONF.	2- 5	264	0- 0	300	231	309	309	23	23

TOTALS	RPI 1-25	RPI 26-50	W-L RECORDS	RPI 51-100	RPI 101-150	RPI 150+			
6- 7	0- 0	0- 0	OVERALL	0- 1	0- 0	6- 6			
3- 3	0- 0	0- 0	HOME	0- 0	0- 0	3- 3			
2- 3	0- 0	0- 0	AWAY	0- 1	0- 0	2- 2			
1- 1	0- 0	0- 0	NEUTRAL	0- 0	0- 0	1- 1			
2- 5	0- 0	0- 0	NON-CONFERENCE	0- 0	0- 0	2- 5			
0- 3	0- 0	0- 0	HOME	0- 0	0- 0	0- 3			
1- 1	0- 0	0- 0	AWAY	0- 0	0- 0	1- 1			
1- 1	0- 0	0- 0	NEUTRAL	0- 0	0- 0	1- 1			
4- 2	0- 0	0- 0	CONFERENCE	0- 1	0- 0	4- 1			
3- 0	0- 0	0- 0	HOME	0- 0	0- 0	3- 0			
1- 2	0- 0	0- 0	AWAY	0- 1	0- 0	1- 1			
0- 0	0- 0	0- 0	NEUTRAL	0- 0	0- 0	0- 0			

RPI 1-25				RPI 26-50				RPI 51-100				RPI 101+				Team's RPI: 275
RPI	S	Opponent	Score	RPI	S	Opponent	Score	RPI	S	Opponent	Score	RPI	S	Opponent	Score	
								69	A	Lamar Uni versi ty	58 76	161	A	Texas Tech	61 78	
												172	H	New Mexico St.	65 67	
												179	H	Texas St.	53 60	
												200 N	Prairie View	59 67		
												201	A	Nicholls St.	55 85	
												220	H	Sam Houston St.	76 61	
												243 N	Louisiana	64 63		
												252	A	UTRGV	59 49	
												252	H	UTRGV	57 70	
												301	A	Central Ark.	73 65	
												313	H	Northwestern St.	79 55	
												327	H	New Orleans	57 51	
LAST 12 Division I GAMES:																
201	A	Nicholls St.	55 85	172	H	New Mexico St.	65 67									
327	H	New Orleans	57 51	252	H	UTRGV	57 70									
220	H	Sam Houston St.	76 61	200 N	Prairie View	59 67										
313	H	Northwestern St.	79 55	243 N	Louisiana	64 63										
69	A	Lamar Uni versi ty	58 76	179	H	Texas St.	53 60									
301	A	Central Ark.	73 65	161	A	Texas Tech	61 78									

Non-Div I Games: Schreiner 64 34 UNKNOWN 78 40 Tex. A&M Int'l 84 36 Texas Lutheran 73 49 A&M-Corpus Christi

Average RPI Win:	277	WON-LOST	WINNING	LAST 10	STRENGTH OF	OPP. STRENGTH	TEAM	ADJ.	CONF.	ADJ CONF.
Average RPI Loss:	128	RECORD	PCT. RANK	GAMES	SCHEDULE	OF SCHEDULE	RPI	RPI	RPI	RPI

DIV. I ONLY	9- 6	116	6-4	294	254	176	176	26	26
DIV. I NON-CONF.	3- 4	199	0- 0	130	147	135	135	23	23

TOTALS	RPI 1-25	RPI 26-50	W-L RECORDS	RPI 51-100	RPI 101-150	RPI 150+			
9- 6	0- 0	0- 1	OVERALL	0- 2	0- 1	9- 2			
2- 2	0- 0	0- 1	HOME	0- 1	0- 0	2- 0			
6- 4	0- 0	0- 0	AWAY	0- 1	0- 1	6- 2			
1- 0	0- 0	0- 0	NEUTRAL	0- 0	0- 0	1- 0			
3- 4	0- 0	0- 1	NON-CONFERENCE	0- 1	0- 1	3- 1			
0- 1	0- 0	0- 1	HOME	0- 0	0- 0	0- 0			
2- 3	0- 0	0- 0	AWAY	0- 1	0- 1	2- 1			
1- 0	0- 0	0- 0	NEUTRAL	0- 0	0- 0	1- 0			
6- 2	0- 0	0- 0	CONFERENCE	0- 1	0- 0	6- 1			
2- 1	0- 0	0- 0	HOME	0- 1	0- 0	2- 0			
4- 1	0- 0	0- 0	AWAY	0- 0	0- 0	4- 1			
0- 0	0- 0	0- 0	NEUTRAL	0- 0	0- 0	0- 0			

RPI S Opponent	Score	RPI S Opponent	Score	RPI S Opponent	Score	RPI S Opponent	Score
		50 H Arkansas	68 80	66 H SFA	55 71	138 A Tulsa	63 75
				88 A FGCU	65 81	161 A Texas Tech	54 105
						172 A New Mexico St.	58 46
						220 A Sam Houston St.	91 79
						234 N Texas Southern	81 39
						264 A Southeastern La.	71 74
						268 A UTEP	70 69
						301 H Central Ark.	77 70
						313 A Northwestern St.	72 63
						320 H McNeese	109 52
						327 A New Orleans	59 52
						338 A Houston Baptist	72 62

LAST 12 Division I GAMES:							
301 H Central Ark.	77 70	220 A Sam Houston St.	91 79				
66 H SFA	55 71	327 A New Orleans	59 52				
313 A Northwestern St.	72 63	161 A Texas Tech	54 105				
338 A Houston Baptist	72 62	88 A FGCU	65 81				
264 A Southeastern La.	71 74	50 H Arkansas	68 80				
320 H McNeese	109 52	138 A Tulsa	63 75				

Non-Div I Games:	Eastern N.M.	78 46	Southwest (NM)	90 47	Howard Payne	98 43	Schreiner	90 43
------------------	--------------	-------	----------------	-------	--------------	-------	-----------	-------

Average RPI Win:	256	WON-LOST	WINNING	LAST 10	STRENGTH OF	OPP. STRENGTH	TEAM	ADJ.	CONF.	ADJ CONF.
Average RPI Loss:	135	RECORD	PCT. RANK	GAMES	SCHEDULE	OF SCHEDULE	RPI	RPI	RPI	RPI
DIV. I ONLY	6- 12	255	3-7	159	185	232	232	13	13	
DIV. I NON-CONF.	3- 7	256	0- 0	93	251	210	210	13	13	

TOTALS	RPI 1-25	RPI 26-50	W-L RECORDS	RPI 51-100	RPI 101-150	RPI 150+				
6- 12	0- 1	0- 1	OVERALL	0- 2	1- 2	5- 6				
5- 3	0- 0	0- 0	HOME	0- 0	1- 0	4- 3				
1- 9	0- 1	0- 1	AWAY	0- 2	0- 2	1- 3				
0- 0	0- 0	0- 0	NEUTRAL	0- 0	0- 0	0- 0				
3- 7	0- 1	0- 0	NON-CONFERENCE	0- 1	1- 2	2- 3				
2- 2	0- 0	0- 0	HOME	0- 0	1- 0	1- 2				
1- 5	0- 1	0- 0	AWAY	0- 1	0- 2	1- 1				
0- 0	0- 0	0- 0	NEUTRAL	0- 0	0- 0	0- 0				
3- 5	0- 0	0- 1	CONFERENCE	0- 1	0- 0	3- 3				
3- 1	0- 0	0- 0	HOME	0- 0	0- 0	3- 1				
0- 4	0- 0	0- 1	AWAY	0- 1	0- 0	0- 2				
0- 0	0- 0	0- 0	NEUTRAL	0- 0	0- 0	0- 0				

RPI 1-25				RPI 26-50				RPI 51-100				RPI 101+				Team's RPI: 232
RPI	S	Opponent	Score	RPI	S	Opponent	Score	RPI	S	Opponent	Score	RPI	S	Opponent	Score	
5	A	Oregon	36 82	44	A	New Mexico	57 78	53	A	Northeastern	41 54	113	H	Northern Colo.	69 57	
								64	A	Boise St.	48 79	132	A	Minnesota	50 67	
												149	A	Portland	60 79	
												160	H	Utah St.	44 48	
												166	A	Denver	66 92	
												193	H	George Mason	71 78	
												208	A	UNLV	56 66	
												215	H	Colorado St.	63 48	
												221	A	San Diego St.	61 70	
												222	H	Navy	47 54	
												250	H	Nevada	79 74	
												283	A	Army West Point	71 60	
												328	H	San Jose St.	88 77	
												345	H	Fairleigh Dickinson	85 37	

LAST 12 Division I GAMES:																
328	H	San Jose St.	88 77	160	H	Utah St.	44 48									
64	A	Boise St.	48 79	44	A	New Mexico	57 78									
250	H	Nevada	79 74	5	A	Oregon	36 82									
208	A	UNLV	56 66	149	A	Portland	60 79									
221	A	San Diego St.	61 70	222	H	Navy	47 54									
215	H	Colorado St.	63 48	132	A	Minnesota	50 67									

Non-Div I Games: Western St. 72 54

Air Force

Loss,
Non-Conf, S Site,
H Home
A Away
N Neutral

Average RPI	Win: 257	WON-LOST	WINNING	LAST 10	STRENGTH OF	OPP. STRENGTH	TEAM	ADJ.	CONF.	ADJ CONF.
Average RPI	Loss: 82	RECORD	PCT. RANK	GAMES	SCHEDULE	OF SCHEDULE	RPI	RPI	RPI	RPI
DIV. I ONLY	11- 6	99	6-4	256	162	158	158	8	8	
DIV. I NON-CONF.	8- 2	52	0- 0	343	232	190	190	8	8	

TOTALS	RPI 1-25	RPI 26-50	W-L RECORDS	RPI 51-100	RPI 101-150	RPI 150+				
11- 6	0- 1	0- 2	OVERALL	1- 0	0- 2	10- 1				
5- 2	0- 0	0- 1	HOME	1- 0	0- 0	4- 1				
2- 4	0- 1	0- 1	AWAY	0- 0	0- 2	2- 0				
4- 0	0- 0	0- 0	NEUTRAL	0- 0	0- 0	4- 0				
8- 2	0- 0	0- 1	NON-CONFERENCE	0- 0	0- 1	8- 0				
3- 1	0- 0	0- 1	HOME	0- 0	0- 0	3- 0				
1- 1	0- 0	0- 0	AWAY	0- 0	0- 1	1- 0				
4- 0	0- 0	0- 0	NEUTRAL	0- 0	0- 0	4- 0				
3- 4	0- 1	0- 1	CONFERENCE	1- 0	0- 1	2- 1				
2- 1	0- 0	0- 0	HOME	1- 0	0- 0	1- 1				
1- 3	0- 1	0- 1	AWAY	0- 0	0- 1	1- 0				
0- 0	0- 0	0- 0	NEUTRAL	0- 0	0- 0	0- 0				

RPI 1-25				RPI 26-50				RPI 51-100				RPI 101+				Team's RPI: 158
RPI	S	Opponent	Score	RPI	S	Opponent	Score	RPI	S	Opponent	Score	RPI	S	Opponent	Score	
22	A	Central Mich.	71 94	30	A	Buffalo	72 91	84	H	Toledo	70 64	110	A	Northern Ill.	59 70	
				38	H	Butler	47 63					116	A	Youngstown St.	61 72	
												177	H	Eastern Mich.	60 72	
												214	H	St. Bonaventure	67 58	
												228	H	Bowling Green	74 71	
												266	A	N. C. A&T	49 36	
												268	N	UTEP	64 57	
												279	A	Western Mich.	72 59	
												280	H	Canisius	62 53	
												288	N	Northern Ky.	77 60	
												290	N	Oakland	85 65	
												312	N	Jackson St.	74 57	
												314	H	Eastern Ky.	63 54	
LAST 12 Division I GAMES:																
84	H	Toledo	70 64	22	A	Central Mich.	71 94	268	N	UTEP	64 57					
30	A	Buffalo	72 91	312	N	Jackson St.	74 57	280	H	Canisius	62 53					
110	A	Northern Ill.	59 70	38	H	Butler	47 63	214	H	St. Bonaventure	67 58					
177	H	Eastern Mich.	60 72													
228	H	Bowling Green	74 71													
279	A	Western Mich.	72 59													

Non-Div I Games:

Malone

63 44

Akron

Average RPI	Win:	172	WON-LOST	WINNING	LAST 10	STRENGTH OF	OPP. STRENGTH	TEAM	ADJ.	CONF.	ADJ CONF.
Average RPI	Loss:	69	RECORD	PCT. RANK	GAMES	SCHEDULE	OF SCHEDULE	RPI	RPI	RPI	RPI
DIV. I ONLY		10- 10	169	4-6	40	65	118	118	6	6	
DIV. I NON-CONF.		8- 5	120	0- 1	82	138	100	100	6	6	

TOTALS	RPI 1-25		RPI 26-50		W-L RECORDS		RPI 51-100		RPI 101-150		RPI 150+
10- 10	0- 2		1- 3		OVERALL		2- 2		1- 3		6- 0
8- 3	0- 0		1- 0		HOME		1- 2		1- 1		5- 0
1- 4	0- 2		0- 2		AWAY		0- 0		0- 0		1- 0
1- 3	0- 0		0- 1		NEUTRAL		1- 0		0- 2		0- 0
8- 5	0- 0		1- 2		NON-CONFERENCE		1- 0		1- 3		5- 0
6- 1	0- 0		1- 0		HOME		0- 0		1- 1		4- 0
1- 1	0- 0		0- 1		AWAY		0- 0		0- 0		1- 0
1- 3	0- 0		0- 1		NEUTRAL		1- 0		0- 2		0- 0
2- 5	0- 2		0- 1		CONFERENCE		1- 2		0- 0		1- 0
2- 2	0- 0		0- 0		HOME		1- 2		0- 0		1- 0
0- 3	0- 2		0- 1		AWAY		0- 0		0- 0		0- 0
0- 0	0- 0		0- 0		NEUTRAL		0- 0		0- 0		0- 0

RPI 1-25				RPI 26-50				RPI 51-100				RPI 101+ Team's RPI: 118			
RPI	S	Opponent	Score	RPI	S	Opponent	Score	RPI	S	Opponent	Score	RPI	S	Opponent	Score
18	A	South Carolina	59 62	28	N	Miami (FL)	74 101	55	H	LSU	56 62	119	H	Tulane	69 58
21	A	Texas A&M	43 70	37	A	Utah	62 72	56	H	Tennessee	86 65	137	H	South Alabama	67 72
				40	H	Clemson	76 56	58	H	Auburn	56 66	138	N	Tulsa	73 80
				50	A	Arkansas	61 72	82	N	Virginia	64 52	147	N	Louisiana Tech	62 79
												180	H	Grambling	73 55
												195	A	SMU	62 61
												209	H	Florida	74 67
												262	H	Stetson	59 47
												264	H	Southeastern La.	88 40
												313	H	Northwestern St.	87 73

LAST 12 Division I GAMES:															
147	N	Louisiana Tech	62 79	18	A	South Carolina	59 62	209	H	Florida	74 67				
50	A	Arkansas	61 72	28	N	Miami (FL)	74 101								
55	H	LSU	56 62	82	N	Virginia	64 52								
56	H	Tennessee	86 65	313	H	Northwestern St.	87 73								
21	A	Texas A&M	43 70	119	H	Tulane	69 58								
58	H	Auburn	56 66												

Non-Div I Games:

Alabama

Alabama
A & MAlabama
A & M

Alabama A&M

Page 6

Average RPI Win:	325	WON-LOST	WINNING	LAST 10	STRENGTH OF	OPP. STRENGTH	TEAM	ADJ.	CONF.	ADJ CONF.
Average RPI Loss:	131	RECORD	PCT. RANK	GAMES	SCHEDULE	OF SCHEDULE	RPI	RPI	RPI	RPI
DIV. I ONLY	4- 12	293	4-6	111	325	240	240	29	29	
DIV. I NON-CONF.	0- 10	336	0- 0	4	250	216	216	26	26	

TOTALS	RPI 1-25	RPI 26-50	W-L RECORDS	RPI 51-100	RPI 101-150	RPI 150+				
4- 12	0- 2	0- 1	OVERALL	0- 1	0- 4	4- 4				
2- 4	0- 1	0- 0	HOME	0- 0	0- 1	2- 2				
2- 8	0- 1	0- 1	AWAY	0- 1	0- 3	2- 2				
0- 0	0- 0	0- 0	NEUTRAL	0- 0	0- 0	0- 0				
0- 10	0- 2	0- 1	NON-CONFERENCE	0- 1	0- 4	0- 2				
0- 3	0- 1	0- 0	HOME	0- 0	0- 1	0- 1				
0- 7	0- 1	0- 1	AWAY	0- 1	0- 3	0- 1				
0- 0	0- 0	0- 0	NEUTRAL	0- 0	0- 0	0- 0				
4- 2	0- 0	0- 0	CONFERENCE	0- 0	0- 0	4- 2				
2- 1	0- 0	0- 0	HOME	0- 0	0- 0	2- 1				
2- 1	0- 0	0- 0	AWAY	0- 0	0- 0	2- 1				
0- 0	0- 0	0- 0	NEUTRAL	0- 0	0- 0	0- 0				

RPI 1-25				RPI 26-50				RPI 51-100				RPI 101+ Team's RPI: 240			
RPI	S	Opponent	Score	RPI	S	Opponent	Score	RPI	S	Opponent	Score	RPI	S	Opponent	Score
18	H	South Carolina	38 94	35	A	Georgi a Tech	42 69	58	A	Auburn	50 83	101	A	Troy	46 116
20	A	Kentucky	35 87									137	A	South Alabama	65 77
												148	H	UAB	47 62
												150	A	North Ala.	42 68
												180	H	Grambl ing	72 80
												182	A	Xavi er	58 87
												236	H	Samford	51 60
												293	A	Al abama A&M	60 46
												306	A	Mi ssi ssi ppi Val .	62 64
												312	H	Jackson St.	74 67
												343	A	Ark. -Pi ne Bl uff	58 56
												350	H	Al corn	76 63
LAST 12 Di vi si on I GAMES:															
350	H	Al corn	76 63	58	A	Auburn	50 83	182	A	Xavi er	58 87				
293	A	Al abama A&M	60 46	148	H	UAB	47 62	137	A	South Alabama	65 77				
306	A	Mi ssi ssi ppi Val .	62 64	35	A	Georgi a Tech	42 69	101	A	Troy	46 116				
343	A	Ark. -Pi ne Bl uff	58 56												
312	H	Jackson St.	74 67												
180	H	Grambl ing	72 80												

Non-Di v I Games: Mobile 69 63

Alabama St.

Loss,
Non-Conf, S Site,
H Home
A Away
N Neutral

Average RPI Win:	270	WON-LOST	WINNING	LAST 10	STRENGTH OF	OPP. STRENGTH	TEAM	ADJ.	CONF.	ADJ CONF.
Average RPI Loss:	179	RECORD	PCT. RANK	GAMES	SCHEDULE	OF SCHEDULE	RPI	RPI	RPI	RPI
DIV. I ONLY	7- 13	253	6-4	211	303	254	254	23	23	
DIV. I NON-CONF.	3- 10	278	0- 0	226	324	287	287	24	24	

TOTALS	RPI 1-25	RPI 26-50	W-L RECORDS	RPI 51-100	RPI 101-150	RPI 150+				
7- 13	0- 1	0- 1	OVERALL	0- 2	0- 1	7- 8				
4- 4	0- 0	0- 0	HOME	0- 0	0- 1	4- 3				
3- 9	0- 1	0- 1	AWAY	0- 2	0- 0	3- 5				
0- 0	0- 0	0- 0	NEUTRAL	0- 0	0- 0	0- 0				
3- 10	0- 1	0- 1	NON-CONFERENCE	0- 0	0- 1	3- 7				
1- 4	0- 0	0- 0	HOME	0- 0	0- 1	1- 3				
2- 6	0- 1	0- 1	AWAY	0- 0	0- 0	2- 4				
0- 0	0- 0	0- 0	NEUTRAL	0- 0	0- 0	0- 0				
4- 3	0- 0	0- 0	CONFERENCE	0- 2	0- 0	4- 1				
3- 0	0- 0	0- 0	HOME	0- 0	0- 0	3- 0				
1- 3	0- 0	0- 0	AWAY	0- 2	0- 0	1- 1				
0- 0	0- 0	0- 0	NEUTRAL	0- 0	0- 0	0- 0				

RPI 1-25				RPI 26-50				RPI 51-100				RPI 101+ Team's RPI: 254			
RPI	S	Opponent	Score	RPI	S	Opponent	Score	RPI	S	Opponent	Score	RPI	S	Opponent	Score
16	A	Rutgers	39 65	26	A	Purdue	41 53	62	A	Maine	65 76	128	H	Marist	56 74
								100	A	Hartford	35 82	152	A	South Fla.	37 74
												165	A	Stony Brook	54 49
												210	H	Holy Cross	50 56
												216	A	Cornell	34 48
												239	A	Monmouth	56 64
												242	A	Columbia	62 58
												248	H	Binghamton	61 56
												272	A	Vermont	39 52
												276	A	St. Francis Brooklyn	67 60
												280	H	Canisius	42 48
												297	H	Central Conn. St.	53 60
												299	H	UMass Lowell	63 56
												319	H	UMBC	64 44
												325	A	Lafayette	66 67
												342	H	Manhattan	60 54
LAST 12 Division I GAMES:															
100	A	Hartford	35 82	248	H	Binghamton	61 56	242	A	Columbia	62 58				
165	A	Stony Brook	54 49	26	A	Purdue	41 53	276	A	St. Francis Brooklyn	67 60				
319	H	UMBC	64 44	62	A	Maine	65 76	128	H	Marist	56 74				
299	H	UMass Lowell	63 56	272	A	Vermont	39 52	297	H	Central Conn. St.	53 60				

Non-Div I Games:

Albany (NY)

■ Loss,
 ■ Non-Conf,
 ■ S Site,
 ■ Home
 ■ Away
 N Neutral

Average RPI Win: 270
Average RPI Loss: 236

WON-LOST
RECORD

WINNING
PCT. RANK

LAST 10
GAMES

STRENGTH OF
SCHEDULE

OPP. STRENGTH
OF SCHEDULE

TEAM
RPI

ADJ.
RPI

CONF.
RPI

ADJ CONF.
RPI

DIV. I ONLY	2- 14	332	2-8	351	276	350	350	29	29
DIV. I NON-CONF.	0- 9	336	0- 1	312	279	350	350	26	26
<hr/>									
TOTALS	RPI 1-25	RPI 26-50	W-L RECORDS	RPI 51-100	RPI 101-150	RPI 150+			
2- 14	0- 0	0- 0	OVERALL	0- 1	0- 1	2- 12			
2- 4	0- 0	0- 0	HOME	0- 0	0- 0	2- 4			
0- 9	0- 0	0- 0	AWAY	0- 1	0- 1	0- 7			
0- 1	0- 0	0- 0	NEUTRAL	0- 0	0- 0	0- 1			
0- 9	0- 0	0- 0	NON-CONFERENCE	0- 1	0- 1	0- 7			
0- 2	0- 0	0- 0	HOME	0- 0	0- 0	0- 2			
0- 6	0- 0	0- 0	AWAY	0- 1	0- 1	0- 4			
0- 1	0- 0	0- 0	NEUTRAL	0- 0	0- 0	0- 1			
2- 5	0- 0	0- 0	CONFERENCE	0- 0	0- 0	2- 5			
2- 2	0- 0	0- 0	HOME	0- 0	0- 0	2- 2			
0- 3	0- 0	0- 0	AWAY	0- 0	0- 0	0- 3			
0- 0	0- 0	0- 0	NEUTRAL	0- 0	0- 0	0- 0			

RPI 1-25				RPI 26-50				RPI 51-100				RPI 101+				Team's RPI: 350
RPI	S	Opponent	Score	RPI	S	Opponent	Score	RPI	S	Opponent	Score	RPI	S	Opponent	Score	
								65	A	TCU	31 88	148	A	UAB	53 80	
												172	N	New Mexico St.	64 82	
												178	A	Southern Mi ss.	47 66	
												180	A	Grambl ing	56 61	
												200	H	Prai rie View	61 82	
												234	H	Texas Southern	53 52	
												240	A	Al abama St.	63 76	
												264	H	Southeastern La.	59 77	
												268	A	UTEP	51 77	
												301	H	Central Ark.	46 57	
												306	H	Mi ssi ssi ppi Val .	73 63	
												312	A	Jackson St.	66 88	
												313	A	Northwestern St.	65 78	
												322	A	FIU	40 75	
												343	H	Ark. -Pi ne Bl uff	57 59	
<hr/>																
LAST 12 Division I GAMES:																
				172	N	New Mexico St.	64 82	200	H	Prai rie View	61 82					
				240	A	Al abama St.	63 76	234	H	Texas Southern	53 52					
				343	H	Ark. -Pi ne Bl uff	57 59	65	A	TCU	31 88					
				306	H	Mi ssi ssi ppi Val .	73 63	322	A	FIU	40 75					
				180	A	Grambl ing	56 61	178	A	Southern Mi ss.	47 66					
				312	A	Jackson St.	66 88	148	A	UAB	53 80					

Non-Div I Games:

Lane

58

70

Fisk

67

64

Rust

59

78

Alcorn

Loss, Non-Conf, S Site, H Home A Away N Neutral

Average RPI Win:	232	WON-LOST	WINNING	LAST 10	STRENGTH OF	OPP. STRENGTH	TEAM	ADJ.	CONF.	ADJ CONF.
Average RPI Loss:	84	RECORD	PCT. RANK	GAMES	SCHEDULE	OF SCHEDULE	RPI	RPI	RPI	RPI
DIV. I ONLY	11- 8	125	7-3	101	183	106	106	19	19	
DIV. I NON-CONF.	4- 7	228	0- 0	52	123	161	161	22	22	

TOTALS	RPI 1-25	RPI 26-50	W-L RECORDS	RPI 51-100	RPI 101-150	RPI 150+				
11- 8	0- 1	0- 1	OVERALL	0- 4	2- 1	9- 1				
7- 1	0- 0	0- 1	HOME	0- 0	1- 0	6- 0				
4- 5	0- 0	0- 0	AWAY	0- 3	1- 1	3- 1				
0- 2	0- 1	0- 0	NEUTRAL	0- 1	0- 0	0- 0				
4- 7	0- 1	0- 1	NON-CONFERENCE	0- 3	1- 1	3- 1				
3- 1	0- 0	0- 1	HOME	0- 0	1- 0	2- 0				
1- 4	0- 0	0- 0	AWAY	0- 2	0- 1	1- 1				
0- 2	0- 1	0- 0	NEUTRAL	0- 1	0- 0	0- 0				
7- 1	0- 0	0- 0	CONFERENCE	0- 1	1- 0	6- 0				
4- 0	0- 0	0- 0	HOME	0- 0	0- 0	4- 0				
3- 1	0- 0	0- 0	AWAY	0- 1	1- 0	2- 0				
0- 0	0- 0	0- 0	NEUTRAL	0- 0	0- 0	0- 0				

RPI 1-25				RPI 26-50				RPI 51-100				RPI 101+				Team's RPI: 106
RPI	S	Opponent	Score	RPI	S	Opponent	Score	RPI	S	Opponent	Score	RPI	S	Opponent	Score	
4	N	Stanford	49 71	33	H	Ohio	67 77	54	A	Bucknell	56 71	128	A	Lehigh	61 53	
								82	A	Virginia	54 57	138	H	Tulsa	68 52	
								88	N	FGCU	71 90	146	A	High Point	61 66	
								96	A	Penn St.	59 80	163	A	Boston U.	64 51	
												166	A	Denver	54 83	
												193	H	George Mason	86 71	
												222	A	Navy	58 45	
												237	H	Colgate	76 57	
												243	A	Hawaii	69 57	
												283	H	Army West Point	61 51	
												300	H	Loyola Maryland	82 38	
												319	H	UMBC	64 42	
												325	H	Lafayette	60 45	

LAST 12 Division I GAMES:																
325	H	Lafayette	60 45	237	H	Colgate	76 57	54	A	Bucknell	56 71					
163	A	Boston U.	64 51					33	H	Ohio	67 77					
128	A	Lehigh	61 53					146	A	High Point	61 66					
300	H	Loyola Maryland	82 38					96	A	Penn St.	59 80					
283	H	Army West Point	61 51					82	A	Virginia	54 57					
222	A	Navy	58 45													

Non-Div I Games:

American

Average RPI Win:	218	WON-LOST	WINNING	LAST 10	STRENGTH OF	OPP. STRENGTH	TEAM	ADJ.	CONF.	ADJ CONF.
Average RPI Loss:	98	RECORD	PCT. RANK	GAMES	SCHEDULE	OF SCHEDULE	RPI	RPI	RPI	RPI
DIV. I ONLY	10- 8	133	5-5	90	199	130	130	14	14	
DIV. I NON-CONF.	6- 5	143	0- 0	160	193	137	137	15	15	

TOTALS	RPI 1-25	RPI 26-50	W-L RECORDS	RPI 51-100	RPI 101-150	RPI 150+				
10- 8	0- 1	0- 2	OVERALL	0- 1	2- 3	8- 1				
8- 2	0- 0	0- 0	HOME	0- 1	1- 1	7- 0				
2- 6	0- 1	0- 2	AWAY	0- 0	1- 2	1- 1				
0- 0	0- 0	0- 0	NEUTRAL	0- 0	0- 0	0- 0				
6- 5	0- 1	0- 2	NON-CONFERENCE	0- 0	1- 1	5- 1				
5- 0	0- 0	0- 0	HOME	0- 0	0- 0	5- 0				
1- 5	0- 1	0- 2	AWAY	0- 0	1- 1	0- 1				
0- 0	0- 0	0- 0	NEUTRAL	0- 0	0- 0	0- 0				
4- 3	0- 0	0- 0	CONFERENCE	0- 1	1- 2	3- 0				
3- 2	0- 0	0- 0	HOME	0- 1	1- 1	2- 0				
1- 1	0- 0	0- 0	AWAY	0- 0	0- 1	1- 0				
0- 0	0- 0	0- 0	NEUTRAL	0- 0	0- 0	0- 0				

RPI 1-25				RPI 26-50				RPI 51-100				RPI 101+ Team's RPI: 130			
RPI	S	Opponent	Score	RPI	S	Opponent	Score	RPI	S	Opponent	Score	RPI	S	Opponent	Score
18	A	South Carolina	50 80	35	A	Georgia Tech	53 71	76	H	Little Rock	59 74	101	H	Troy	72 83
				40	A	Clemson	48 87					112	A	UT Arlington	94 99
												137	H	South Alabama	71 63
												144	A	Davidson	81 78
												148	A	UAB	61 80
												179	A	Texas St.	62 49
												185	H	Arkansas St.	75 67
												191	H	Elon	65 62
												205	H	Coastal Caro.	67 53
												249	H	Marshall	74 52
												256	A	ETSU	64 95
												277	H	Wofford	94 70
												291	H	Col. of Charleston	80 66
												318	H	UNC Greensboro	68 65
LAST 12 Division I GAMES:															
				76	H	Little Rock	59 74	137	H	South Alabama	71 63				
				185	H	Arkansas St.	75 67	40	A	Clemson	48 87				
				205	H	Coastal Caro.	67 53	277	H	Wofford	94 70				
				179	A	Texas St.	62 49	18	A	South Carolina	50 80				
				112	A	UT Arlington	94 99	291	H	Col. of Charleston	80 66				
				101	H	Troy	72 83	256	A	ETSU	64 95				

Non-Div I Games:

Appalachian St.

Average RPI	Win:	123	WON-LOST	WINNING	LAST 10	STRENGTH OF	OPP. STRENGTH	TEAM	ADJ.	CONF.	ADJ CONF.
Average RPI	Loss:	19	RECORD	PCT. RANK	GAMES	SCHEDULE	OF SCHEDULE	RPI	RPI	RPI	RPI
DIV. I ONLY		13- 6		74	6-4	3	13	15	15	2	2
DIV. I NON-CONF.		9- 2		43	1- 0	41	20	20	20	2	2

TOTALS	RPI 1-25		RPI 26-50		W-L RECORDS	RPI 51-100		RPI 101-150		RPI 150+	
13- 6	0- 4		5- 1		OVERALL	0- 1		4- 0		4- 0	
6- 3	0- 2		1- 1		HOME	0- 0		3- 0		2- 0	
5- 2	0- 1		3- 0		AWAY	0- 1		1- 0		1- 0	
2- 1	0- 1		1- 0		NEUTRAL	0- 0		0- 0		1- 0	
9- 2	0- 2		2- 0		NON-CONFERENCE	0- 0		3- 0		4- 0	
5- 1	0- 1		0- 0		HOME	0- 0		3- 0		2- 0	
2- 0	0- 0		1- 0		AWAY	0- 0		0- 0		1- 0	
2- 1	0- 1		1- 0		NEUTRAL	0- 0		0- 0		1- 0	
4- 4	0- 2		3- 1		CONFERENCE	0- 1		1- 0		0- 0	
1- 2	0- 1		1- 1		HOME	0- 0		0- 0		0- 0	
3- 2	0- 1		2- 0		AWAY	0- 1		1- 0		0- 0	
0- 0	0- 0		0- 0		NEUTRAL	0- 0		0- 0		0- 0	

RPI	S	Opponent	Score	RPI	S	Opponent	Score	RPI	S	Opponent	Score	RPI	S	Opponent	Score
2	H	Baylor	59 65	31	H	Cal i forn i a	62 61	51	A	Ari zona	39 51	127	H	Fresno St.	68 52
3	N	Louisvi l l e	56 58	37	A	Utah	65 63					131	A	Col orado	76 70
4	H	Stanford	65 72	41	A	Oregon St.	79 76					138	H	Tul sa	70 52
5	A	Oregon	71 77	42	N	Kansas St.	65 51					147	H	Loui si ana Tech	80 44
				46	H	UCLA	59 61					167	H	Southern U.	69 47
				50	A	Arkansas	88 85					168	N	Southern I l l .	82 38

LAST 12 Di vi si on I GAMES:															
138	H	Tul sa	70 52	131	A	Col orado	76 70								
46	H	UCLA	59 61	37	A	Utah	65 63								
41	A	Oregon St.	79 76	51	A	Ari zona	39 51								
5	A	Oregon	71 77	127	H	Fresno St.	68 52								
31	H	Cal i forn i a	62 61	42	N	Kansas St.	65 51								
4	H	Stanford	65 72	215	A	Col orado St.	70 39								

Non-Di v I Games:

Ari zona St.

Average RPI Win:	350	WON-LOST	WINNING	LAST 10	STRENGTH OF	OPP. STRENGTH	TEAM	ADJ.	CONF.	ADJ CONF.
Average RPI Loss:	209	RECORD	PCT. RANK	GAMES	SCHEDULE	OF SCHEDULE	RPI	RPI	RPI	RPI
DIV. I ONLY	1- 8	335	4-6	331	314	343	343	29	29	
DIV. I NON-CONF.	0- 3	336	0- 0	22	216	265	265	26	26	

TOTALS	RPI 1-25	RPI 26-50	W-L RECORDS	RPI 51-100	RPI 101-150	RPI 150+				
1- 8	0- 0	0- 1	OVERALL	0- 0	0- 1	1- 6				
0- 4	0- 0	0- 0	HOME	0- 0	0- 0	0- 4				
1- 4	0- 0	0- 1	AWAY	0- 0	0- 1	1- 2				
0- 0	0- 0	0- 0	NEUTRAL	0- 0	0- 0	0- 0				
0- 3	0- 0	0- 1	NON-CONFERENCE	0- 0	0- 1	0- 1				
0- 0	0- 0	0- 0	HOME	0- 0	0- 0	0- 0				
0- 3	0- 0	0- 1	AWAY	0- 0	0- 1	0- 1				
0- 0	0- 0	0- 0	NEUTRAL	0- 0	0- 0	0- 0				
1- 5	0- 0	0- 0	CONFERENCE	0- 0	0- 0	1- 5				
0- 4	0- 0	0- 0	HOME	0- 0	0- 0	0- 4				
1- 1	0- 0	0- 0	AWAY	0- 0	0- 0	1- 1				
0- 0	0- 0	0- 0	NEUTRAL	0- 0	0- 0	0- 0				

RPI 1-25				RPI 26-50				RPI 51-100				RPI 101+ Team' s RPI : 343			
RPI	S	Opponent	Score	RPI	S	Opponent	Score	RPI	S	Opponent	Score	RPI	S	Opponent	Score
				41	A	Oregon St.	33 89					132	A	Minnesota	42 84
												167	A	Southern U.	41 73
												234	H	Texas Southern	58 59
												240	H	Alabama St.	56 58
												259	A	Wichi ta St.	39 76
												293	H	Alabama A&M	52 78
												306	H	Missi ssi ppi Val .	56 62
												350	A	Al corn	59 57
LAST 12 Di vi si on I GAMES:															
				234	H	Texas Southern	58 59					132	A	Minnesota	42 84
				350	A	Al corn	59 57					41	A	Oregon St.	33 89
				167	A	Southern U.	41 73					259	A	Wichi ta St.	39 76
				293	H	Al abama A&M	52 78								
				240	H	Al abama St.	56 58								
				306	H	Mi ssi ssi ppi Val .	56 62								

Non-Div I Games: LeMoyne-Owen 52 43 Paul Quinn 68 52 Philander Smith 48 53 Tougaloo 68 60 Ark. -Pine Bluff

Average RPI	Win:	177	WON-LOST	WINNING	LAST 10	STRENGTH OF	OPP. STRENGTH	TEAM	ADJ.	CONF.	ADJ CONF.
Average RPI	Loss:	37	RECORD	PCT. RANK	GAMES	SCHEDULE	OF SCHEDULE	RPI	RPI	RPI	RPI
DIV. I ONLY		15- 5	47	8-2	112	46	50	50	6	6	
DIV. I NON-CONF.		11- 3	56	0- 0	155	77	62	62	6	6	

TOTALS	RPI 1-25		RPI 26-50		W-L RECORDS		RPI 51-100		RPI 101-150		RPI 150+
15- 5	0- 3		0- 1		OVERALL		2- 0		4- 1		9- 0
8- 2	0- 2		0- 0		HOME		1- 0		2- 0		5- 0
5- 2	0- 1		0- 1		AWAY		1- 0		2- 0		2- 0
2- 1	0- 0		0- 0		NEUTRAL		0- 0		0- 1		2- 0
11- 3	0- 2		0- 0		NON-CONFERENCE		1- 0		3- 1		7- 0
6- 1	0- 1		0- 0		HOME		1- 0		1- 0		4- 0
3- 1	0- 1		0- 0		AWAY		0- 0		2- 0		1- 0
2- 1	0- 0		0- 0		NEUTRAL		0- 0		0- 1		2- 0
4- 2	0- 1		0- 1		CONFERENCE		1- 0		1- 0		2- 0
2- 1	0- 1		0- 0		HOME		0- 0		1- 0		1- 0
2- 1	0- 0		0- 1		AWAY		1- 0		0- 0		1- 0
0- 0	0- 0		0- 0		NEUTRAL		0- 0		0- 0		0- 0

RPI	S	Opponent	Score	RPI	S	Opponent	Score	RPI	S	Opponent	Score	RPI	S	Opponent	Score
7	H	Mississippi St.	69 93	39	A	Missouri	53 71	56	A	Tennessee	80 79	111	N	Pittsburgh	54 61
11	A	Iowa St.	82 91					89	H	Nebraska	84 80	112	A	UT Arlington	66 65
15	H	Arizona St.	85 88									118	H	Alabama	72 61
												124	H	Tennessee Tech	65 42
												138	A	Tulsa	61 59
												169	H	Vanderbilt	83 62
												174	N	Wisconsin	69 68
												175	H	Oral Roberts	74 61
												176	A	Abilene Christian	80 68
												200	H	Prairie View	71 44
												203	A	Ole Miss	85 55
												292	N	Tennessee St.	79 55
												312	H	Jackson St.	76 57
												313	H	Northwestern St.	98 53

Team's RPI: 50															
LAST 12 Division I GAMES:															
39	A	Missouri	53 71	118	H	Alabama	72 61								
203	A	Ole Miss	85 55	56	A	Tennessee	80 79								
7	H	Mississippi St.	69 93	169	H	Vanderbilt	83 62								
312	H	Jackson St.	76 57	200	H	Prairie View	71 44								
138	A	Tulsa	61 59	176	A	Abilene Christian	80 68								
89	H	Nebraska	84 80	124	H	Tennessee Tech	65 42								

Non-Div I Games:

Arkansas

Average RPI Win:	239	WON-LOST	WINNING	LAST 10	STRENGTH OF	OPP. STRENGTH	TEAM	ADJ.	CONF.	ADJ CONF.
Average RPI Loss:	112	RECORD	PCT. RANK	GAMES	SCHEDULE	OF SCHEDULE	RPI	RPI	RPI	RPI
DIV. I ONLY	8- 11	218	3-7	121	180	185	185	14	14	
DIV. I NON-CONF.	5- 6	177	0- 0	159	119	183	183	15	15	

TOTALS	RPI 1-25	RPI 26-50	W-L RECORDS	RPI 51-100	RPI 101-150	RPI 150+				
8- 11	0- 1	0- 1	OVERALL	0- 2	2- 5	6- 2				
6- 3	0- 0	0- 0	HOME	0- 0	1- 2	5- 1				
2- 8	0- 1	0- 1	AWAY	0- 2	1- 3	1- 1				
0- 0	0- 0	0- 0	NEUTRAL	0- 0	0- 0	0- 0				
5- 6	0- 1	0- 1	NON-CONFERENCE	0- 2	1- 2	4- 0				
4- 1	0- 0	0- 0	HOME	0- 0	1- 1	3- 0				
1- 5	0- 1	0- 1	AWAY	0- 2	0- 1	1- 0				
0- 0	0- 0	0- 0	NEUTRAL	0- 0	0- 0	0- 0				
3- 5	0- 0	0- 0	CONFERENCE	0- 0	1- 3	2- 2				
2- 2	0- 0	0- 0	HOME	0- 0	0- 1	2- 1				
1- 3	0- 0	0- 0	AWAY	0- 0	1- 2	0- 1				
0- 0	0- 0	0- 0	NEUTRAL	0- 0	0- 0	0- 0				

RPI 1-25				RPI 26-50				RPI 51-100				RPI 101+ Team's RPI: 185			
RPI	S	Opponent	Score	RPI	S	Opponent	Score	RPI	S	Opponent	Score	RPI	S	Opponent	Score
21	A	Texas A&M	56 97	39	A	Missouri	50 70	74	A	Belmont	55 74	101	A	Troy	79 87
								87	A	Oklahoma St.	60 62	112	H	UT Arlington	73 100
												130	A	Appalachian St.	67 75
												135	A	UT Martin	91 97
												137	A	South Alabama	77 64
												138	H	Tulsa	73 60
												147	H	Louisiana Tech	70 80
												179	H	Texas St.	62 85
												205	A	Coastal Caro.	72 88
												223	H	Memphis	77 66
												243	H	Louisiana	87 75
												268	A	UTEP	67 66
												295	H	La.-Monroe	64 54
												305	H	Murray St.	74 63
												306	H	Mississippi Val.	60 57

LAST 12 Division I GAMES:															
112	H	UT Arlington	73 100	205	A	Coastal Caro.	72 88								
101	A	Troy	79 87	130	A	Appalachian St.	67 75								
137	A	South Alabama	77 64	179	H	Texas St.	62 85								
295	H	La.-Monroe	64 54	74	A	Belmont	55 74								
243	H	Louisiana	87 75	306	H	Mississippi Val.	60 57								
39	A	Missouri	50 70	138	H	Tulsa	73 60								

Non-Div I Games:

Arkansas St.

Average RPI Win: **306**
 Average RPI Loss: **151**

WON-LOST
RECORD

WINNING
PCT. RANK

LAST 10
GAMES

STRENGTH OF
SCHEDULE

OPP. STRENGTH
OF SCHEDULE

TEAM
RPI

ADJ.
RPI

CONF.
RPI

ADJ CONF.
RPI

DIV. I ONLY	7- 11	235	4-6	283	277	283	283	19	19
DIV. I NON-CONF.	4- 6	212	0- 0	328	321	307	307	22	22

TOTALS	RPI 1-25	RPI 26-50	W-L RECORDS	RPI 51-100	RPI 101-150	RPI 150+			
7- 11	0- 0	0- 0	OVERALL	0- 2	0- 4	7- 5			
5- 5	0- 0	0- 0	HOME	0- 1	0- 3	5- 1			
2- 6	0- 0	0- 0	AWAY	0- 1	0- 1	2- 4			
0- 0	0- 0	0- 0	NEUTRAL	0- 0	0- 0	0- 0			
4- 6	0- 0	0- 0	NON-CONFERENCE	0- 1	0- 2	4- 3			
2- 3	0- 0	0- 0	HOME	0- 0	0- 2	2- 1			
2- 3	0- 0	0- 0	AWAY	0- 1	0- 0	2- 2			
0- 0	0- 0	0- 0	NEUTRAL	0- 0	0- 0	0- 0			
3- 5	0- 0	0- 0	CONFERENCE	0- 1	0- 2	3- 2			
3- 2	0- 0	0- 0	HOME	0- 1	0- 1	3- 0			
0- 3	0- 0	0- 0	AWAY	0- 0	0- 1	0- 2			
0- 0	0- 0	0- 0	NEUTRAL	0- 0	0- 0	0- 0			

RPI 1-25				RPI 26-50				RPI 51-100				RPI 101+ Team's RPI: 283			
RPI	S	Opponent	Score	RPI	S	Opponent	Score	RPI	S	Opponent	Score	RPI	S	Opponent	Score
								54	H	Bucknell	52 66	104	H	Yale	51 62
								65	A	TCU	38 63	106	A	American	51 61
												107	H	St. John's (NY)	49 60
												128	H	Lehigh	50 73
												163	A	Boston U.	51 63
												210	A	Holy Cross	39 58
												222	H	Navy	55 52
												232	H	Air Force	60 71
												242	A	Columbia	49 70
												248	A	Binghamton	47 60
												276	H	St. Francis Brooklyn	69 57
												300	H	Loyola Maryland	69 57
												323	A	Wagner	61 46
												325	H	Lafayette	65 50
												345	H	Fairleigh Dickinson	62 40
												351	A	LIU Brooklyn	57 42

LAST 12 Division I GAMES:															
325	H	Lafayette	65 50	128	H	Lehigh	50 73								
106	A	American	51 61	210	A	Holy Cross	39 58								
54	H	Bucknell	52 66	222	H	Navy	55 52								
300	H	Loyola Maryland	69 57	323	A	Wagner	61 46								
163	A	Boston U.	51 63	345	H	Fairleigh Dickinson	62 40								
104	H	Yale	51 62	65	A	TCU	38 63								

Non-Div I Games: Connecticut Col. 74 48

Army West Point

Loss, **Non-Conf**, **S Site**, **H Home** **A Away** **N Neutral**

Average RPI Win: 179

Average RPI Loss: 24

WON-LOST
RECORDWINNING
PCT. RANKLAST 10
GAMESSTRENGTH OF
SCHEDULEOPP. STRENGTH
OF SCHEDULETEAM
RPIADJ.
RPICONF.
RPIADJ CONF.
RPIDIV. I ONLY
DIV. I NON-CONF.14- 4
11- 138
137-3
1- 0150
22820
5258
3558
356
66
6

TOTALS

RPI 1-25

RPI 26-50

W-L RECORDS

RPI 51-100

RPI 101-150

RPI 150+

14- 4

0- 3

2- 0

OVERALL

0- 1

2- 0

10- 0

6- 3

0- 2

0- 0

HOME

0- 1

1- 0

5- 0

6- 1

0- 1

1- 0

AWAY

0- 0

1- 0

4- 0

2- 0

0- 0

1- 0

NEUTRAL

0- 0

0- 0

1- 0

11- 1

0- 1

2- 0

NON-CONFERENCE

0- 0

1- 0

8- 0

6- 0

0- 0

0- 0

HOME

0- 0

1- 0

5- 0

3- 1

0- 1

1- 0

AWAY

0- 0

0- 0

2- 0

2- 0

0- 0

1- 0

NEUTRAL

0- 0

0- 0

1- 0

3- 3

0- 2

0- 0

CONFERENCE

0- 1

1- 0

2- 0

0- 3

0- 2

0- 0

HOME

0- 1

0- 0

0- 0

3- 0

0- 0

0- 0

AWAY

0- 0

1- 0

2- 0

0- 0

0- 0

0- 0

NEUTRAL

0- 0

0- 0

0- 0

RPI 1-25

RPI 26-50

RPI 51-100

Team's RPI: 58

RPI 101+

RPI	S	Opponent	Score
7	H	Mississippi St.	59 85
11	A	Iowa St.	64 67
21	H	Texas A&M	67 69

RPI	S	Opponent	Score
43	N	North Carolina	86 81
44	A	New Mexico	79 76

RPI	S	Opponent	Score
56	H	Tennessee	69 78

RPI	S	Opponent	Score
118	A	Alabama	66 56
140	H	Oklahoma	95 79
169	A	Vanderbilt	72 70
180	H	Grambling	97 48
191	A	Elon	96 44
201	H	Nicholls St.	80 59
205	N	Coastal Caro.	84 78
209	A	Florida	64 56
236	H	Samford	73 46
240	H	Alabama St.	83 50
243	H	Louisiana	71 59
287	A	Saint Joseph's	81 70

LAST 12 Division I GAMES:

169	A	Vanderbilt	72	70	44	A	New Mexico	79	76
7	H	Mississippi St.	59	85	11	A	Iowa St.	64	67
118	A	Alabama	66	56	21	H	Texas A&M	67	69
209	A	Florida	64	56	191	A	Elon	96	44
56	H	Tennessee	69	78	43	N	North Carolina	86	81
240	H	Alabama St.	83	50	205	N	Coastal Caro.	84	78

Non-Div I Games:

Xavier (LA)

77 58

Auburn

Loss,
 Non-Conf, S Site,
 H Home
A Away
 N Neutral

Average RPI Win:	274	WON-LOST	WINNING	LAST 10	STRENGTH OF	OPP. STRENGTH	TEAM	ADJ.	CONF.	ADJ CONF.
Average RPI Loss:	195	RECORD	PCT. RANK	GAMES	SCHEDULE	OF SCHEDULE	RPI	RPI	RPI	RPI
DIV. I ONLY	7- 10	226	5-5	345	234	307	307	22	22	
DIV. I NON-CONF.	3- 6	241	0- 0	349	256	346	346	20	20	

TOTALS	RPI 1-25	RPI 26-50	W-L RECORDS	RPI 51-100	RPI 101-150	RPI 150+				
7- 10	0- 0	0- 0	OVERALL	0- 2	1- 1	6- 7				
6- 2	0- 0	0- 0	HOME	0- 1	1- 0	5- 1				
1- 8	0- 0	0- 0	AWAY	0- 1	0- 1	1- 6				
0- 0	0- 0	0- 0	NEUTRAL	0- 0	0- 0	0- 0				
3- 6	0- 0	0- 0	NON-CONFERENCE	0- 1	0- 0	3- 5				
3- 1	0- 0	0- 0	HOME	0- 0	0- 0	3- 1				
0- 5	0- 0	0- 0	AWAY	0- 1	0- 0	0- 4				
0- 0	0- 0	0- 0	NEUTRAL	0- 0	0- 0	0- 0				
4- 4	0- 0	0- 0	CONFERENCE	0- 1	1- 1	3- 2				
3- 1	0- 0	0- 0	HOME	0- 1	1- 0	2- 0				
1- 3	0- 0	0- 0	AWAY	0- 0	0- 1	1- 2				
0- 0	0- 0	0- 0	NEUTRAL	0- 0	0- 0	0- 0				

RPI 1-25				RPI 26-50				RPI 51-100				RPI 101+				Team's RPI: 307	
RPI	S	Opponent	Score	RPI	S	Opponent	Score	RPI	S	Opponent	Score	RPI	S	Opponent	Score		
								74	H	Belmont	62	80	134	H	Morehead St.	81	80
								98	A	Cincinnati	48	69	135	A	UT Martin	65	74
													169	A	Vanderbilt	70	99
													190	A	Illinois St.	49	61
													204	A	Southeast Mo. St.	54	64
													207	A	SIUE	68	69
													229	A	Western Ill.	72	77
													267	A	Eastern Ill.	73	60
													288	H	Northern Ky.	52	48
													292	H	Tennessee St.	74	47
													293	H	Alabama A&M	75	58
													306	H	Mississippi Val.	89	95
													314	H	Eastern Ky.	100	65
													329	H	Lipscomb	70	58
													340	A	Evansville	52	56
LAST 12 Division I GAMES:																	
207	A	SIUE	68	69	74	H	Belmont	62	80	292	H	Tennessee St.	74	47			
135	A	UT Martin	65	74	267	A	Eastern Ill.	73	60	293	H	Alabama A&M	75	58			
204	A	Southeast Mo. St.	54	64	190	A	Illinois St.	49	61	229	A	Western Ill.	72	77			
134	H	Morehead St.	81	80													
314	H	Eastern Ky.	100	65													
340	A	Evansville	52	56													

Non-Div I Games: Christian Bros. 100 62 Trevecca Nazarene 90 78

Austin Peay

Average RPI Win:	158	WON-LOST	WINNING	LAST 10	STRENGTH OF	OPP. STRENGTH	TEAM	ADJ.	CONF.	ADJ CONF.
Average RPI Loss:	96	RECORD	PCT. RANK	GAMES	SCHEDULE	OF SCHEDULE	RPI	RPI	RPI	RPI
DIV. I ONLY	17- 3	15	10-0	97	96	24	24	7	7	
DIV. I NON-CONF.	8- 3	72	0- 0	134	117	67	67	7	7	

TOTALS	RPI 1-25	RPI 26-50	W-L RECORDS	RPI 51-100	RPI 101-150	RPI 150+				
17- 3	1- 0	1- 2	OVERALL	2- 0	3- 0	10- 1				
8- 1	1- 0	0- 1	HOME	0- 0	3- 0	4- 0				
7- 2	0- 0	1- 1	AWAY	1- 0	0- 0	5- 1				
2- 0	0- 0	0- 0	NEUTRAL	1- 0	0- 0	1- 0				
8- 3	0- 0	0- 2	NON-CONFERENCE	1- 0	1- 0	6- 1				
4- 1	0- 0	0- 1	HOME	0- 0	1- 0	3- 0				
2- 2	0- 0	0- 1	AWAY	0- 0	0- 0	2- 1				
2- 0	0- 0	0- 0	NEUTRAL	1- 0	0- 0	1- 0				
9- 0	1- 0	1- 0	CONFERENCE	1- 0	2- 0	4- 0				
4- 0	1- 0	0- 0	HOME	0- 0	2- 0	1- 0				
5- 0	0- 0	1- 0	AWAY	1- 0	0- 0	3- 0				
0- 0	0- 0	0- 0	NEUTRAL	0- 0	0- 0	0- 0				

RPI	S	Opponent	Score	RPI	S	Opponent	Score	RPI	S	Opponent	Score	RPI	S	Opponent	Score
14	H	Gonzaga	70 68	31	H	Cal i forn i a	52 70	65	N	TCU	61 58	113	H	Northern Colo.	70 50
				37	A	Utah	67 78	73	A	Paci fi c	77 74	117	H	Loyol a Marymount	55 44
				48	A	Saint Mary's (CA)	74 73					149	H	Portl and	79 71
												153	A	Santa Clara	54 44
												156	H	Pepperdi ne	83 58
												160	A	Utah St.	62 57
												184	H	UC Ri versi de	72 70
												188	H	Eastern Wash.	80 65
												215	H	Col orado St.	51 42
												219	A	Southern Utah	64 67
												245	A	San Francis co	67 59
												255	A	San Di ego	65 56
												257	A	Utah Val ley	77 51
												286	N	Cal i forn i a Bapti st	76 69
LAST 12 Di vi si on I GAMES:															
				48	A	Saint Mary's (CA)	74 73	255	A	San Di ego	65 56				
				73	A	Paci fi c	77 74	149	H	Portl and	79 71				
				117	H	Loyol a Marymount	55 44	14	H	Gonzaga	70 68				
				156	H	Pepperdi ne	83 58	113	H	Northern Colo.	70 50				
				245	A	San Francis co	67 59	215	H	Col orado St.	51 42				
				153	A	Santa Clara	54 44	37	A	Utah	67 78				

Non-Di v I Games:

BYU

Average RPI Win: 183

Average RPI Loss: 90

WON-LOST
RECORDWINNING
PCT. RANKLAST 10
GAMESSTRENGTH OF
SCHEDULEOPP. STRENGTH
OF SCHEDULETEAM
RPIADJ.
RPICONF.
RPIADJ CONF.
RPI

DIV. I ONLY	6- 12	255	5-5	61	68	189	189	8	8
DIV. I NON-CONF.	4- 7	228	0- 1	133	18	204	204	8	8

TOTALS	RPI 1-25	RPI 26-50	W-L RECORDS	RPI 51-100	RPI 101-150	RPI 150+			
6- 12	0- 0	0- 4	OVERALL	2- 5	1- 1	3- 2			
5- 4	0- 0	0- 2	HOME	2- 0	0- 0	3- 2			
1- 5	0- 0	0- 2	AWAY	0- 3	1- 0	0- 0			
0- 3	0- 0	0- 0	NEUTRAL	0- 2	0- 1	0- 0			
4- 7	0- 0	0- 2	NON-CONFERENCE	1- 3	1- 1	2- 1			
3- 2	0- 0	0- 1	HOME	1- 0	0- 0	2- 1			
1- 2	0- 0	0- 1	AWAY	0- 1	1- 0	0- 0			
0- 3	0- 0	0- 0	NEUTRAL	0- 2	0- 1	0- 0			
2- 5	0- 0	0- 2	CONFERENCE	1- 2	0- 0	1- 1			
2- 2	0- 0	0- 1	HOME	1- 0	0- 0	1- 1			
0- 3	0- 0	0- 1	AWAY	0- 2	0- 0	0- 0			
0- 0	0- 0	0- 0	NEUTRAL	0- 0	0- 0	0- 0			

RPI 1-25				RPI 26-50				RPI 51-100				RPI 101+				Team's RPI: 189	
RPI	S	Opponent	Score	RPI	S	Opponent	Score	RPI	S	Opponent	Score	RPI	S	Opponent	Score		
				26	H	Purdue	38 80	52	N	Duke	62 79	122	A	Western Ky.	86 83		
				30	A	Buffal o	65 77	57	N	Qui nni pi ac	66 69	133	N	Fordham	70 78		
				33	H	Ohi o	75 90	84	A	Tol edo	58 65	169	H	Vanderbi l t	43 60		
				38	A	Butler	47 64	85	A	Mi ami (OH)	57 60	228	H	Bowl ing Green	77 70		
								92	H	Kent St.	48 44	265	H	Cl evel and St.	67 62		
								93	A	Mi ssouri St.	54 74	279	H	Western Mi ch.	62 65		
								98	H	Ci nci nnati	75 63	292	H	Tennessee St.	90 51		
LAST 12 Division I GAMES:																	
				92	H	Kent St.	48 44	57	N	Qui nni pi ac	66 69						
				85	A	Mi ami (OH)	57 60	52	N	Duke	62 79						
				30	A	Buffal o	65 77	279	H	Western Mi ch.	62 65						
				33	H	Ohi o	75 90	292	H	Tennessee St.	90 51						
				228	H	Bowl ing Green	77 70	122	A	Western Ky.	86 83						
				84	A	Tol edo	58 65	169	H	Vanderbi l t	43 60						

Non-Div I Games:

Urbana

99 62

Ball St.

Average RPI	Win:	WON-LOST RECORD	WINNING PCT. RANK	LAST 10 GAMES	STRENGTH OF SCHEDULE	OPP. STRENGTH OF SCHEDULE	TEAM RPI	ADJ. RPI	CONF. RPI	ADJ CONF. RPI
Average RPI	Loss: 4									
DIV. I ONLY		16- 1	10	9-1	4	16	2	2	3	3
DIV. I NON-CONF.		10- 1	18	0- 0	16	21	4	4	3	3

TOTALS	RPI 1-25	RPI 26-50	W-L RECORDS		RPI 51-100	RPI 101-150	RPI 150+			
16- 1	4- 1	2- 0	OVERALL		4- 0	1- 0	5- 0			
9- 0	2- 0	1- 0	HOME		1- 0	1- 0	4- 0			
5- 1	2- 1	0- 0	AWAY		2- 0	0- 0	1- 0			
2- 0	0- 0	1- 0	NEUTRAL		1- 0	0- 0	0- 0			
10- 1	3- 1	1- 0	NON-CONFERENCE		1- 0	1- 0	4- 0			
6- 0	1- 0	0- 0	HOME		0- 0	1- 0	4- 0			
2- 1	2- 1	0- 0	AWAY		0- 0	0- 0	0- 0			
2- 0	0- 0	1- 0	NEUTRAL		1- 0	0- 0	0- 0			
6- 0	1- 0	1- 0	CONFERENCE		3- 0	0- 0	1- 0			
3- 0	1- 0	1- 0	HOME		1- 0	0- 0	0- 0			
3- 0	0- 0	0- 0	AWAY		2- 0	0- 0	1- 0			
0- 0	0- 0	0- 0	NEUTRAL		0- 0	0- 0	0- 0			

RPI	S	Opponent	Score	RPI	S	Opponent	Score	RPI	S	Opponent	Score	RPI	S	Opponent	Score
4	A	Stanford	63 68	34	N	South Dakota St.	72 66	65	A	TCU	79 55	134	H	Morehead St.	96 58
8	H	UConn	68 57	42	H	Kansas St.	65 50	72	A	Kansas	94 68	161	A	Texas Tech	73 56
11	H	Iowa St.	84 69					79	H	West Virginia	79 47	167	H	Southern U.	94 49
15	A	Arizona St.	65 59					95	N	Georgetown	67 46	201	H	Nicholls St.	100 39
18	A	South Carolina	94 69									235	H	Saint Francis (PA)	116 58
												252	H	UTRGV	98 37

LAST 12 Division I GAMES:															
65	A	TCU	79 55	11	H	Iowa St.	84 69								
42	H	Kansas St.	65 50	79	H	West Virginia	79 47								
161	A	Texas Tech	73 56	72	A	Kansas	94 68								
8	H	UConn	68 57	134	H	Morehead St.	96 58								
252	H	UTRGV	98 37	18	A	South Carolina	94 69								
4	A	Stanford	63 68	95	N	Georgetown	67 46								

Non-Div I Games:

Bayl or

Belmont

Belmont				Through Games Of Jan. 26, 2019							
Average RPI	Win:	212	WON-LOST	WINNING	LAST 10	STRENGTH OF	OPP. STRENGTH	TEAM	ADJ.	CONF.	ADJ CONF.
Average RPI	Loss:	62	RECORD	PCT. RANK	GAMES	SCHEDULE	OF SCHEDULE	RPI	RPI	RPI	RPI
DIV. I ONLY			14- 5	54	8-2	171	131	74	74	22	22
DIV. I NON-CONF.			7- 4	109	0- 0	75	38	45	45	20	20

TOTALS		RPI 1-25	RPI 26-50		W-L RECORDS		RPI 51-100		RPI 101-150		RPI 150+
14- 5		0- 1	0- 1		OVERALL		2- 2		3- 1		9- 0
7- 2		0- 0	0- 0		HOME		0- 1		2- 1		5- 0
7- 3		0- 1	0- 1		AWAY		2- 1		1- 0		4- 0
0- 0		0- 0	0- 0		NEUTRAL		0- 0		0- 0		0- 0
7- 4		0- 1	0- 1		NON-CONFERENCE		2- 2		2- 0		3- 0
3- 1		0- 0	0- 0		HOME		0- 1		1- 0		2- 0
4- 3		0- 1	0- 1		AWAY		2- 1		1- 0		1- 0
0- 0		0- 0	0- 0		NEUTRAL		0- 0		0- 0		0- 0
7- 1		0- 0	0- 0		CONFERENCE		0- 0		1- 1		6- 0
4- 1		0- 0	0- 0		HOME		0- 0		1- 1		3- 0
3- 0		0- 0	0- 0		AWAY		0- 0		0- 0		3- 0
0- 0		0- 0	0- 0		NEUTRAL		0- 0		0- 0		0- 0

Belmont

RPI 1-25				RPI 26-50				RPI 51-100				Team's RPI: 74				RPI 101+			
RPI	S	Opponent	Score	RPI	S	Opponent	Score	RPI	S	Opponent	Score	RPI	S	Opponent	Score	RPI	S	Opponent	Score
6	A	NC State	62 77	40	A	Clemson	62 65	56	A	Tennessee	76 84	120	A	Chattanooga	67 51				
								70	A	Middle Tenn.	45 38	124	H	Tennessee Tech	72 77				
								84	H	Toledo	69 78	134	H	Morehead St.	77 50				
								85	A	Wright St.	79 63	138	H	Tulsa	78 53				
												185	H	Arkansas St.	74 55				
												202	A	Jacksonville St.	64 41				
												202	H	Jacksonville St.	66 52				
												288	A	Northern Ky.	71 53				
												292	H	Tennessee St.	80 46				
												305	A	Murray St.	65 58				
												307	A	Austin Peay	80 62				
												314	H	Eastern Ky.	69 43				
												329	H	Lipscomb	83 43				

LAST 12 Division I GAMES:																			
202	A	Jacksonville St.	64 41	307	A	Austin Peay	80 62												
314	H	Eastern Ky.	69 43	305	A	Murray St.	65 58												
134	H	Morehead St.	77 50	292	H	Tennessee St.	80 46												
124	H	Tennessee Tech	72 77	185	H	Arkansas St.	74 55												
202	H	Jacksonville St.	66 52	120	A	Chattanooga	67 51												
56	A	Tennessee	76 84	329	H	Lipscomb	83 43												

Non-Div I Games:

Belmont

Average RPI Win:	298	WON-LOST	WINNING	LAST 10	STRENGTH OF	OPP. STRENGTH	TEAM	ADJ.	CONF.	ADJ CONF.
Average RPI Loss:	173	RECORD	PCT. RANK	GAMES	SCHEDULE	OF SCHEDULE	RPI	RPI	RPI	RPI

DIV. I ONLY	6- 11	249	3-7	177	309	248	248	23	23
DIV. I NON-CONF.	3- 8	267	0- 0	71	294	232	232	24	24
TOTALS	RPI 1-25	RPI 26-50	W-L RECORDS	RPI 51-100	RPI 101-150	RPI 150+			
6- 11	0- 2	0- 1	OVERALL	0- 0	0- 1	6- 7			
4- 4	0- 0	0- 0	HOME	0- 0	0- 1	4- 3			
2- 7	0- 2	0- 1	AWAY	0- 0	0- 0	2- 4			
0- 0	0- 0	0- 0	NEUTRAL	0- 0	0- 0	0- 0			
3- 8	0- 2	0- 1	NON-CONFERENCE	0- 0	0- 1	3- 4			
3- 2	0- 0	0- 0	HOME	0- 0	0- 1	3- 1			
0- 6	0- 2	0- 1	AWAY	0- 0	0- 0	0- 3			
0- 0	0- 0	0- 0	NEUTRAL	0- 0	0- 0	0- 0			
3- 3	0- 0	0- 0	CONFERENCE	0- 0	0- 0	3- 3			
1- 2	0- 0	0- 0	HOME	0- 0	0- 0	1- 2			
2- 1	0- 0	0- 0	AWAY	0- 0	0- 0	2- 1			
0- 0	0- 0	0- 0	NEUTRAL	0- 0	0- 0	0- 0			

RPI	S	Opponent	Score	RPI	S	Opponent	Score	RPI	S	Opponent	Score	RPI	S	Opponent	Score	Team's RPI: 248
1	A	Notre Dame	53 103	33	A	Ohio	49 86					128	H	Lehigh	55 65	
12	A	Marquette	40 93									165	H	Stony Brook	56 65	
												216	H	Cornell	72 61	
												225	H	Rider	57 62	
												238	A	Niagara	72 79	
												247	A	Dartmouth	39 63	
												254	A	Albany (NY)	56 61	
												272	H	Vermont	57 58	
												283	H	Army West Point	60 47	
												299	A	UMass Lowell	70 50	
												319	H	UMBC	67 45	
												324	A	New Hampshire	71 62	
												325	A	Lafayette	50 59	
												345	H	Fairleigh Dickinson	73 54	
LAST 12 Division I GAMES:																
165	H	Stony Brook	56 65	299	A	UMass Lowell	70 50									
324	A	New Hampshire	71 62	272	H	Vermont	57 58									
254	A	Albany (NY)	56 61	319	H	UMBC	67 45									
247	A	Dartmouth	39 63	225	H	Rider	57 62									
12	A	Marquette	40 93	238	A	Niagara	72 79									
1	A	Notre Dame	53 103	345	H	Fairleigh Dickinson	73 54									

Non-Div I Games: Charleston (WV) 69 62 Caldwell 73 54

Binghamton

Average RPI Win:	180	WON-LOST	WINNING	LAST 10	STRENGTH OF	OPP. STRENGTH	TEAM	ADJ.	CONF.	ADJ CONF.
Average RPI Loss:	54	RECORD	PCT. RANK	GAMES	SCHEDULE	OF SCHEDULE	RPI	RPI	RPI	RPI
DIV. I ONLY	13- 3	28	9-1	225	41	64	64	13	13	
DIV. I NON-CONF.	7- 2	58	1- 0	221	5	69	69	13	13	

TOTALS	RPI 1-25	RPI 26-50	W-L RECORDS	RPI 51-100	RPI 101-150	RPI 150+				
13- 3	0- 1	0- 0	OVERALL	2- 2	3- 0	8- 0				
6- 1	0- 1	0- 0	HOME	1- 0	0- 0	5- 0				
4- 2	0- 0	0- 0	AWAY	0- 2	2- 0	2- 0				
3- 0	0- 0	0- 0	NEUTRAL	1- 0	1- 0	1- 0				
7- 2	0- 1	0- 0	NON-CONFERENCE	1- 1	2- 0	4- 0				
3- 1	0- 1	0- 0	HOME	0- 0	0- 0	3- 0				
1- 1	0- 0	0- 0	AWAY	0- 1	1- 0	0- 0				
3- 0	0- 0	0- 0	NEUTRAL	1- 0	1- 0	1- 0				
6- 1	0- 0	0- 0	CONFERENCE	1- 1	1- 0	4- 0				
3- 0	0- 0	0- 0	HOME	1- 0	0- 0	2- 0				
3- 1	0- 0	0- 0	AWAY	0- 1	1- 0	2- 0				
0- 0	0- 0	0- 0	NEUTRAL	0- 0	0- 0	0- 0				

RPI 1-25				RPI 26-50				RPI 51-100				RPI 101+			
RPI	S	Opponent	Score	RPI	S	Opponent	Score	RPI	S	Opponent	Score	RPI	S	Opponent	Score
3	H	Louisville	55 74					63	A	Wyoming	52 64	105	N	Idaho	91 85
								63	H	Wyoming	72 64	121	A	Washington	73 69
								90	N	UNI	61 60	127	A	Fresno St.	72 60
								97	A	Washington St.	71 95	159	H	CSUN	74 63
												188	H	Eastern Wash.	67 55
												219	H	Southern Utah	88 53
												221	A	San Diego St.	69 66
												232	H	Air Force	79 48
												235	N	Saint Francis (PA)	78 64
												250	A	Nevada	75 74
												328	H	San Jose St.	99 68

LAST 12 Division I GAMES:															
127	A	Fresno St.	72 60	121	A	Washington	73 69								
250	A	Nevada	75 74	63	A	Wyoming	52 64								
328	H	San Jose St.	99 68	232	H	Air Force	79 48								
221	A	San Diego St.	69 66	235	N	Saint Francis (PA)	78 64								
63	H	Wyoming	72 64	188	H	Eastern Wash.	67 55								
219	H	Southern Utah	88 53	97	A	Washington St.	71 95								

Non-Div I Games: Southern Ore. 91 46 Northwest Chrst. 93 26

Boise St.

Average RPI Win:	209	WON-LOST	WINNING	LAST 10	STRENGTH OF	OPP. STRENGTH	TEAM	ADJ.	CONF.	ADJ CONF.
Average RPI Loss:	46	RECORD	PCT. RANK	GAMES	SCHEDULE	OF SCHEDULE	RPI	RPI	RPI	RPI
DIV. I ONLY	13- 6	74	5-5	72	95	77	77	1	1	
DIV. I NON-CONF.	11- 2	32	1- 0	217	266	97	97	1	1	

TOTALS	RPI 1-25	RPI 26-50	W-L RECORDS	RPI 51-100	RPI 101-150	RPI 150+				
13- 6	0- 3	0- 1	OVERALL	0- 1	3- 1	10- 0				
7- 5	0- 2	0- 1	HOME	0- 1	0- 1	7- 0				
4- 1	0- 1	0- 0	AWAY	0- 0	3- 0	1- 0				
2- 0	0- 0	0- 0	NEUTRAL	0- 0	0- 0	2- 0				
11- 2	0- 0	0- 0	NON-CONFERENCE	0- 1	1- 1	10- 0				
7- 2	0- 0	0- 0	HOME	0- 1	0- 1	7- 0				
2- 0	0- 0	0- 0	AWAY	0- 0	1- 0	1- 0				
2- 0	0- 0	0- 0	NEUTRAL	0- 0	0- 0	2- 0				
2- 4	0- 3	0- 1	CONFERENCE	0- 0	2- 0	0- 0				
0- 3	0- 2	0- 1	HOME	0- 0	0- 0	0- 0				
2- 1	0- 1	0- 0	AWAY	0- 0	2- 0	0- 0				
0- 0	0- 0	0- 0	NEUTRAL	0- 0	0- 0	0- 0				

RPI 1-25				RPI 26-50				RPI 51-100				Team's RPI : 77				RPI 101+			
RPI	S	Opponent	Score	RPI	S	Opponent	Score	RPI	S	Opponent	Score	RPI	S	Opponent	Score	RPI	S	Opponent	Score
1	A	Notre Dame	63 92	35	H	Georgi a Tech	76 81	78	H	Provi dence	57 61	102	A	Houston	64 57				
6	H	NC State	69 85									111	A	Pi ttsburgh	59 55				
24	H	Flori da St.	71 91									115	A	Wake Forest	65 64				
												132	H	Min nesota	69 77				
												163	H	Boston U.	78 51				
												173	A	Rhode Isl and	88 64				
												210	H	Holy Cross	89 63				
												225	N	Ri der	112 61				
												242	H	Col umbi a	74 60				
												247	H	Dartmouth	99 68				
												251	H	Campbel l	76 56				
												281	H	Bryant	83 46				
												296	H	Saint Peter' s	89 57				
												300	N	Loyol a Maryl and	73 47				

										LAST 12 Di vi si on I GAMES:									
111	A	Pittsburgh	59 55	225	N	Ri der	112 61	1	A	Notre Dame	63 92	24	H	Flori da St.	71 91				
115	A	Wake Forest	65 64	6	H	NC State	69 85	163	H	Boston U.	78 51	132	H	Min nesota	69 77				
35	H	Georgi a Tech	76 81	247	H	Dartmouth	99 68	281	H	Bryant	83 46								
251	H	Campbel l	76 56																

Non-Div I Games:

Boston College

B
O
S
T
O
N
U

B
O
S
T
O
N
U

Boston U.

Average RPI Win:	273	WON-LOST	WINNING	LAST 10	STRENGTH OF	OPP. STRENGTH	TEAM	ADJ.	CONF.	ADJ CONF.
Average RPI Loss:	147	RECORD	PCT. RANK	GAMES	SCHEDULE	OF SCHEDULE	RPI	RPI	RPI	RPI
DIV. I ONLY	6- 11	249	3-7	141	284	228	228	8	8	
DIV. I NON-CONF.	6- 4	125	0- 0	224	337	158	158	8	8	

TOTALS	RPI 1-25	RPI 26-50	W-L RECORDS	RPI 51-100	RPI 101-150	RPI 150+				
6- 11	0- 0	0- 2	OVERALL	0- 1	0- 1	6- 7				
4- 4	0- 0	0- 1	HOME	0- 1	0- 1	4- 1				
2- 6	0- 0	0- 1	AWAY	0- 0	0- 0	2- 5				
0- 1	0- 0	0- 0	NEUTRAL	0- 0	0- 0	0- 1				
6- 4	0- 0	0- 1	NON-CONFERENCE	0- 0	0- 0	6- 3				
4- 0	0- 0	0- 0	HOME	0- 0	0- 0	4- 0				
2- 3	0- 0	0- 1	AWAY	0- 0	0- 0	2- 2				
0- 1	0- 0	0- 0	NEUTRAL	0- 0	0- 0	0- 1				
0- 7	0- 0	0- 1	CONFERENCE	0- 1	0- 1	0- 4				
0- 4	0- 0	0- 1	HOME	0- 1	0- 1	0- 1				
0- 3	0- 0	0- 0	AWAY	0- 0	0- 0	0- 3				
0- 0	0- 0	0- 0	NEUTRAL	0- 0	0- 0	0- 0				

RPI S Opponent	Score	RPI S Opponent	Score	RPI S Opponent	Score	RPI S Opponent	Score	Team's RPI: 228
27 A Michigan St.	69 99	27 H Michigan St.	69 99	84 H Toledo	65 79	110 H Northern Ill.	52 66	
33 H Ohio	79 82	33 H Ohio	79 82			158 A Akron	71 74	
						170 N Mercer	63 76	
						177 A Eastern Mich.	74 81	
						182 A Xavier	49 65	
						189 A Ball St.	70 77	
						205 A Coastal Caro.	80 81	
						218 H Loyola Chicago	88 74	
						246 H Robert Morris	61 60	
						249 H Marshall	99 76	
						279 H Western Mich.	82 84	
						280 A Canisius	74 53	
						308 A Valparaiso	79 72	
						335 H Detroit Mercy	79 73	
LAST 12 Division I GAMES:								
110 H Northern Ill.	52 66	33 H Ohio	79 82	177 A Eastern Mich.	74 81			
158 A Akron	71 74	84 H Toledo	65 79	182 A Xavier	49 65			
189 A Ball St.	70 77	280 A Canisius	74 53	170 N Mercer	63 76			
279 H Western Mich.	82 84							
308 A Valparaiso	79 72							
335 H Detroit Mercy	79 73							

Non-Div I Games: Davis & Elkins 63 28

Bowling Green

Average RPI	Win:	248	WON-LOST	WINNING	LAST 10	STRENGTH OF	OPP. STRENGTH	TEAM	ADJ.	CONF.	ADJ CONF.
Average RPI	Loss:	56	RECORD	PCT. RANK	GAMES	SCHEDULE	OF SCHEDULE	RPI	RPI	RPI	RPI
DIV. I ONLY		13- 4		42	6-4	312	116	155	155	12	12
DIV. I NON-CONF.		9- 1		30	1- 0	346	141	143	143	14	14

TOTALS	RPI 1-25		RPI 26-50		W-L RECORDS	RPI 51-100		RPI 101-150		RPI 150+	
13- 4	0- 1		0- 1		OVERALL	0- 2		0- 0		13- 0	
6- 3	0- 1		0- 0		HOME	0- 2		0- 0		6- 0	
6- 1	0- 0		0- 1		AWAY	0- 0		0- 0		6- 0	
1- 0	0- 0		0- 0		NEUTRAL	0- 0		0- 0		1- 0	
9- 1	0- 0		0- 1		NON-CONFERENCE	0- 0		0- 0		9- 0	
5- 0	0- 0		0- 0		HOME	0- 0		0- 0		5- 0	
3- 1	0- 0		0- 1		AWAY	0- 0		0- 0		3- 0	
1- 0	0- 0		0- 0		NEUTRAL	0- 0		0- 0		1- 0	
4- 3	0- 1		0- 0		CONFERENCE	0- 2		0- 0		4- 0	
1- 3	0- 1		0- 0		HOME	0- 2		0- 0		1- 0	
3- 0	0- 0		0- 0		AWAY	0- 0		0- 0		3- 0	
0- 0	0- 0		0- 0		NEUTRAL	0- 0		0- 0		0- 0	

RPI 1-25				RPI 26-50				RPI 51-100				RPI 101+ Team's RPI: 155			
RPI	S	Opponent	Score	RPI	S	Opponent	Score	RPI	S	Opponent	Score	RPI	S	Opponent	Score
13	H	Drake	63 92	26	A	Purdue	61 74	90	H	UNI	78 81	157	A	Indiana St.	61 45
								93	H	Missouri St.	56 68	168	H	Southern Ill.	58 53
												181	N	Delaware	59 47
												190	A	Illinois St.	79 68
												204	H	Southeast Mo. St.	85 79
												229	H	Western Ill.	82 68
												265	A	Cleveland St.	67 65
												267	H	Eastern Ill.	67 64
												282	A	Fla. Atlantic	80 59
												290	H	Oakland	73 64
												311	A	Omaha	80 60
												340	A	Evansville	75 68
												344	H	Chicago St.	89 59

LAST 12 Division I GAMES:															
				93	H	Missouri St.	56 68	282	A	Fla. Atlantic	80 59				
				157	A	Indiana St.	61 45	190	A	Illinois St.	79 68				
				340	A	Evansville	75 68	168	H	Southern Ill.	58 53				
				90	H	UNI	78 81	26	A	Purdue	61 74				
				13	H	Drake	63 92	265	A	Cleveland St.	67 65				
				344	H	Chicago St.	89 59	311	A	Omaha	80 60				

Non-Div I Games: Rockhurst 83 40

Bradley

Average RPI Win:	266	WON-LOST	WINNING	LAST 10	STRENGTH OF	OPP. STRENGTH	TEAM	ADJ.	CONF.	ADJ CONF.
Average RPI Loss:	129	RECORD	PCT. RANK	GAMES	SCHEDULE	OF SCHEDULE	RPI	RPI	RPI	RPI
DIV. I ONLY	7- 9	210	5-5	237	209	206	206	11	11	
DIV. I NON-CONF.	6- 8	199	0- 1	283	228	241	241	10	10	

TOTALS	RPI 1-25	RPI 26-50	W-L RECORDS	RPI 51-100	RPI 101-150	RPI 150+				
7- 9	0- 1	0- 0	OVERALL	0- 2	1- 2	6- 4				
4- 2	0- 0	0- 0	HOME	0- 1	1- 0	3- 1				
2- 7	0- 1	0- 0	AWAY	0- 1	0- 2	2- 3				
1- 0	0- 0	0- 0	NEUTRAL	0- 0	0- 0	1- 0				
6- 8	0- 1	0- 0	NON-CONFERENCE	0- 2	0- 1	6- 4				
3- 2	0- 0	0- 0	HOME	0- 1	0- 0	3- 1				
2- 6	0- 1	0- 0	AWAY	0- 1	0- 1	2- 3				
1- 0	0- 0	0- 0	NEUTRAL	0- 0	0- 0	1- 0				
1- 1	0- 0	0- 0	CONFERENCE	0- 0	1- 1	0- 0				
1- 0	0- 0	0- 0	HOME	0- 0	1- 0	0- 0				
0- 1	0- 0	0- 0	AWAY	0- 0	0- 1	0- 0				
0- 0	0- 0	0- 0	NEUTRAL	0- 0	0- 0	0- 0				

RPI	S	Opponent	Score	RPI	S	Opponent	Score	RPI	S	Opponent	Score	RPI	S	Opponent	Score	Team's RPI: 206
16	A	Rutgers	52 73					54	H	Bucknell	78 91	104	A	Yale	72 84	
								62	A	Maine	96 102	104	H	Yale	86 71	
												110	A	Northern Ill.	102 109	
												163	A	Boston U.	51 72	
												173	A	Rhode Island	67 72	
												196	H	Massachusetts	61 90	
												210	A	Holy Cross	89 85	
												281	A	Bryant	57 75	
												281	N	Bryant	84 68	
												297	H	Central Conn. St.	68 63	
												302	H	Fairfield	68 49	
												324	H	New Hampshire	76 70	
												344	A	Chicago St.	90 65	
LAST 12 Division I GAMES:																
16	A	Rutgers	52 73	173	A	Rhode Island	67 72									
110	A	Northern Ill.	102 109	104	A	Yale	72 84									
344	A	Chicago St.	90 65	104	H	Yale	86 71									
62	A	Maine	96 102	196	H	Massachusetts	61 90									
281	N	Bryant	84 68	302	H	Fairfield	68 49									
54	H	Bucknell	78 91	210	A	Holy Cross	89 85									

Non-Div I Games: Johnson & Wales (RI) 78 46 Adelphi 75 62

Brown

Average RPI Win: 274
Average RPI Loss: 170

WON-LOST
RECORD

WINNING
PCT. RANK

LAST 10
GAMES

STRENGTH OF
SCHEDULE

OPP. STRENGTH
OF SCHEDULE

TEAM
RPI

ADJ.
RPI

CONF.
RPI

ADJ CONF.
RPI

DIV. I ONLY	6- 12	255	4-6	239	306	281	281	31	31
DIV. I NON-CONF.	2- 9	297	0- 1	165	210	280	280	31	31
TOTALS	RPI 1-25	RPI 26-50	W-L RECORDS	RPI 51-100	RPI 101-150	RPI 150+			
6- 12	0- 0	0- 0	OVERALL	0- 5	0- 0	6- 7			
4- 4	0- 0	0- 0	HOME	0- 1	0- 0	4- 3			
2- 6	0- 0	0- 0	AWAY	0- 3	0- 0	2- 3			
0- 2	0- 0	0- 0	NEUTRAL	0- 1	0- 0	0- 1			
2- 9	0- 0	0- 0	NON-CONFERENCE	0- 5	0- 0	2- 4			
1- 2	0- 0	0- 0	HOME	0- 1	0- 0	1- 1			
1- 5	0- 0	0- 0	AWAY	0- 3	0- 0	1- 2			
0- 2	0- 0	0- 0	NEUTRAL	0- 1	0- 0	0- 1			
4- 3	0- 0	0- 0	CONFERENCE	0- 0	0- 0	4- 3			
3- 2	0- 0	0- 0	HOME	0- 0	0- 0	3- 2			
1- 1	0- 0	0- 0	AWAY	0- 0	0- 0	1- 1			
0- 0	0- 0	0- 0	NEUTRAL	0- 0	0- 0	0- 0			

RPI 1-25				RPI 26-50				RPI 51-100				RPI 101+ Team's RPI: 281			
RPI	S	Opponent	Score	RPI	S	Opponent	Score	RPI	S	Opponent	Score	RPI	S	Opponent	Score
								62	H	Maine	57 74	163	A	Boston U.	65 67
								77	A	Boston College	46 83	206	H	Brown	75 57
								78	N	Providence	64 72	206	N	Brown	68 84
								79	A	West Virginia	48 94	210	H	Holy Cross	62 81
								100	A	Hartford	57 67	224	A	Sacred Heart	48 49
												235	H	Saint Francis (PA)	66 63
												246	H	Robert Morris	57 60
												253	A	Mt. St. Mary's	73 68
												276	H	St. Francis Brooklyn	55 60
												297	H	Central Conn. St.	72 60
												299	A	UMass Lowell	58 57
												324	A	New Hampshire	74 79
												351	H	LIU Brooklyn	69 62
LAST 12 Division I GAMES:															
				246	H	Robert Morris	57 60	78	N	Providence	64 72				
				224	A	Sacred Heart	48 49	297	H	Central Conn. St.	72 60				
				253	A	Mt. St. Mary's	73 68	235	H	Saint Francis (PA)	66 63				
				276	H	St. Francis Brooklyn	55 60	100	A	Hartford	57 67				
				351	H	LIU Brooklyn	69 62	77	A	Boston College	46 83				
				210	H	Holy Cross	62 81	206	N	Brown	68 84				

Non-Div I Games:

Bryant

Average RPI	Win:	217	WON-LOST	WINNING	LAST 10	STRENGTH OF	OPP. STRENGTH	TEAM	ADJ.	CONF.	ADJ CONF.
Average RPI	Loss:	77	RECORD	PCT. RANK	GAMES	SCHEDULE	OF SCHEDULE	RPI	RPI	RPI	RPI
DIV. I ONLY		16- 4		31	8-2	160	191	54	54	19	19
DIV. I NON-CONF.		9- 3		61	0- 0	132	129	40	40	22	22

TOTALS	RPI 1-25		RPI 26-50		W-L RECORDS	RPI 51-100		RPI 101-150		RPI 150+	
16- 4	0- 2		0- 0		OVERALL	1- 0		3- 1		12- 1	
7- 1	0- 0		0- 0		HOME	1- 0		3- 0		3- 1	
7- 3	0- 2		0- 0		AWAY	0- 0		0- 1		7- 0	
2- 0	0- 0		0- 0		NEUTRAL	0- 0		0- 0		2- 0	
9- 3	0- 2		0- 0		NON-CONFERENCE	1- 0		1- 1		7- 0	
4- 0	0- 0		0- 0		HOME	1- 0		1- 0		2- 0	
3- 3	0- 2		0- 0		AWAY	0- 0		0- 1		3- 0	
2- 0	0- 0		0- 0		NEUTRAL	0- 0		0- 0		2- 0	
7- 1	0- 0		0- 0		CONFERENCE	0- 0		2- 0		5- 1	
3- 1	0- 0		0- 0		HOME	0- 0		2- 0		1- 1	
4- 0	0- 0		0- 0		AWAY	0- 0		0- 0		4- 0	
0- 0	0- 0		0- 0		NEUTRAL	0- 0		0- 0		0- 0	

RPI 1-25				RPI 26-50				RPI 51-100				Team's RPI : 54				RPI 101+			
RPI	S	Opponent	Score	RPI	S	Opponent	Score	RPI	S	Opponent	Score	RPI	S	Opponent	Score	RPI	S	Opponent	Score
9	A	Syracuse	56 70					57	H	Quinnipiac	75 58	106	H	American	71 56				
11	A	Iowa St.	61 86									116	H	Youngstown St.	73 68				
												123	A	Drexel	42 64				
												128	H	Lehigh	71 53				
												163	H	Boston U.	62 70				
												196	N	Massachusetts	77 58				
												206	A	Brown	91 78				
												210	H	Holy Cross	75 71				
												214	A	St. Bonaventure	77 46				
												225	H	Rider	80 59				
												237	A	Colgate	90 62				
												239	A	Monmouth	70 32				
												283	A	Army West Point	66 52				
												300	A	Loyola Maryland	75 57				
												302	N	Fairfield	77 54				
												325	A	Lafayette	56 47				
												332	H	Iona	81 43				

LAST 12 Division I GAMES:																			
128	H	Lehigh	71 53	210	H	Holy Cross	75 71												
325	A	Lafayette	56 47	300	A	Loyola Maryland	75 57												
283	A	Army West Point	66 52	237	A	Colgate	90 62												
163	H	Boston U.	62 70	116	H	Youngstown St.	73 68												
106	H	American	71 56	225	H	Rider	80 59												
11	A	Iowa St.	61 86	332	H	Iona	81 43												

Non-Div I Games:

Bucknell I

Average RPI Win: 186		WON-LOST RECORD	WINNING PCT. RANK	LAST 10 GAMES	STRENGTH OF SCHEDULE	OPP. STRENGTH OF SCHEDULE	TEAM RPI	ADJ. RPI	CONF. RPI	ADJ. CONF. RPI
Average RPI Loss: 38										
DIV. I ONLY		14- 4	38	8-2	50	136	30	30	8	8
DIV. I NON-CONF.		8- 3	72	0- 0	106	85	42	42	8	8
TOTALS		RPI 1-25	RPI 26-50	W-L RECORDS		RPI 51-100	RPI 101-150	RPI 150+		
14- 4	0- 2		1- 1	OVERALL		2- 0	1- 1	10- 0		
5- 2	0- 1		0- 1	HOME		0- 0	1- 0	4- 0		
7- 2	0- 1		0- 0	AWAY		1- 0	0- 1	6- 0		
2- 0	0- 0		1- 0	NEUTRAL		1- 0	0- 0	0- 0		
8- 3	0- 2		1- 0	NON-CONFERENCE		1- 0	0- 1	6- 0		
2- 1	0- 1		0- 0	HOME		0- 0	0- 0	2- 0		
4- 2	0- 1		0- 0	AWAY		0- 0	0- 1	4- 0		
2- 0	0- 0		1- 0	NEUTRAL		1- 0	0- 0	0- 0		
6- 1	0- 0		0- 1	CONFERENCE		1- 0	1- 0	4- 0		
3- 1	0- 0		0- 1	HOME		0- 0	1- 0	2- 0		
3- 0	0- 0		0- 0	AWAY		1- 0	0- 0	2- 0		
0- 0	0- 0		0- 0	NEUTRAL		0- 0	0- 0	0- 0		

RPI 1-25					RPI 26-50					RPI 51-100					RPI 101+				
RPI	S	Opponent	Score		RPI	S	Opponent	Score		RPI	S	Opponent	Score		RPI	S	Opponent	Score	
4	H	Stanford	55	62	33	H	Ohio	71	74	85	A	Miami (OH)	66	59	108	A	Dayton	59	72
5	A	Oregon	82	102	34	N	South Dakota St.	61	55	95	N	Georgetown	73	64	110	H	Northern Ill.	93	64
															158	H	Akron	91	72
															177	A	Eastern Mich.	91	84
															189	H	Ball St.	77	65
															197	A	UMES	69	63
															214	H	St. Bonaventure	90	43
															238	H	Niagara	88	61
															247	A	Dartmouth	75	69
															279	A	Western Mich.	61	59
															280	A	Canisius	84	66
															297	A	Central Conn. St.	82	69
LAST 12 Division I GAMES:																			
					189	H	Ball St.	77	65	110	H	Northern Ill.	93	64					
					85	A	Miami (OH)	66	59	158	H	Akron	91	72					
					177	A	Eastern Mich.	91	84	279	A	Western Mich.	61	59					
					33	H	Ohio	71	74	247	A	Dartmouth	75	69					
					214	H	St. Bonaventure	90	43	108	A	Dayton	59	72					
					4	H	Stanford	55	62	280	A	Canisius	84	66					

Non-Div I Games:

Buffal o

Average RPI Win: **168**
 Average RPI Loss: **48**

WON-LOST
RECORD

WINNING
PCT. RANK

LAST 10
GAMES

STRENGTH OF
SCHEDULE

OPP. STRENGTH
OF SCHEDULE

TEAM
RPI

ADJ.
RPI

CONF.
RPI

ADJ CONF.
RPI

DIV. I ONLY	16- 3	21	8-2	133	75	38	38	5	5
DIV. I NON-CONF.	10- 1	18	0- 0	247	162	48	48	4	4
<hr/>									
TOTALS	RPI 1-25	RPI 26-50	W-L RECORDS	RPI 51-100	RPI 101-150	RPI 150+			
16- 3	0- 0	1- 2	OVERALL	3- 1	2- 0	10- 0			
9- 1	0- 0	0- 1	HOME	1- 0	1- 0	7- 0			
5- 2	0- 0	1- 1	AWAY	2- 1	0- 0	2- 0			
2- 0	0- 0	0- 0	NEUTRAL	0- 0	1- 0	1- 0			
10- 1	0- 0	0- 1	NON-CONFERENCE	0- 0	1- 0	9- 0			
7- 0	0- 0	0- 0	HOME	0- 0	0- 0	7- 0			
1- 1	0- 0	0- 1	AWAY	0- 0	0- 0	1- 0			
2- 0	0- 0	0- 0	NEUTRAL	0- 0	1- 0	1- 0			
6- 2	0- 0	1- 1	CONFERENCE	3- 1	1- 0	1- 0			
2- 1	0- 0	0- 1	HOME	1- 0	1- 0	0- 0			
4- 1	0- 0	1- 0	AWAY	2- 1	0- 0	1- 0			
0- 0	0- 0	0- 0	NEUTRAL	0- 0	0- 0	0- 0			

RPI 1-25				Team's RPI: 38				RPI 51-100				RPI 101+			
RPI	S	Opponent	Score	RPI	S	Opponent	Score	RPI	S	Opponent	Score	RPI	S	Opponent	Score
29	A	Indiana	46 66	78	A	Providence	68 74	107	H	St. John's (NY)	66 45				
36	H	DePaul	78 86	81	A	Creighton	75 43	114	N	Ohio St.	66 53				
45	A	Villanova	63 55	91	H	Seton Hall	62 59	157	H	Indiana St.	72 49				
				95	A	Georgetown	59 50	158	A	Akron	63 47				
								177	N	Eastern Mich.	73 63				
								182	A	Xavier	63 41				
								189	H	Ball St.	64 47				
								190	H	Illinois St.	58 56				
								229	H	Western Ill.	92 51				
								267	H	Eastern Ill.	72 37				
								299	H	UMass Lowell	89 36				
								305	H	Murray St.	86 65				
LAST 12 Division I GAMES:															
182	A	Xavier	63 41	36	H	DePaul	78 86	81	A	Creighton	75 43				
107	H	St. John's (NY)	66 45	78	A	Providence	68 74	114	N	Ohio St.	66 53				
91	H	Seton Hall	62 59					157	H	Indiana St.	72 49				
95	A	Georgetown	59 50					158	A	Akron	63 47				
45	A	Villanova	63 55												
177	N	Eastern Mich.	73 63												

Butler

Butler

Non-Div I Games:

Butler

Average RPI Win:	255	WON-LOST	WINNING	LAST 10	STRENGTH OF	OPP. STRENGTH	TEAM	ADJ.	CONF.	ADJ CONF.
Average RPI Loss:	216	RECORD	PCT. RANK	GAMES	SCHEDULE	OF SCHEDULE	RPI	RPI	RPI	RPI
DIV. I ONLY	6- 12	255	4-6	319	291	285	285	30	30	
DIV. I NON-CONF.	2- 9	297	0- 0	289	262	314	314	30	30	

TOTALS	RPI 1-25	RPI 26-50	W-L RECORDS	RPI 51-100	RPI 101-150	RPI 150+				
6- 12	0- 0	0- 1	OVERALL	1- 0	0- 0	5- 11				
2- 3	0- 0	0- 0	HOME	1- 0	0- 0	1- 3				
4- 9	0- 0	0- 1	AWAY	0- 0	0- 0	4- 8				
0- 0	0- 0	0- 0	NEUTRAL	0- 0	0- 0	0- 0				
2- 9	0- 0	0- 1	NON-CONFERENCE	1- 0	0- 0	1- 8				
1- 1	0- 0	0- 0	HOME	1- 0	0- 0	0- 1				
1- 8	0- 0	0- 1	AWAY	0- 0	0- 0	1- 7				
0- 0	0- 0	0- 0	NEUTRAL	0- 0	0- 0	0- 0				
4- 3	0- 0	0- 0	CONFERENCE	0- 0	0- 0	4- 3				
1- 2	0- 0	0- 0	HOME	0- 0	0- 0	1- 2				
3- 1	0- 0	0- 0	AWAY	0- 0	0- 0	3- 1				
0- 0	0- 0	0- 0	NEUTRAL	0- 0	0- 0	0- 0				

RPI 1-25				RPI 26-50				RPI 51-100				RPI 101+				Team's RPI: 285	
RPI	S	Opponent	Score	RPI	S	Opponent	Score	RPI	S	Opponent	Score	RPI	S	Opponent	Score		
				41	A	Oregon St.	52 92										
								85	H	Wright St.	76 74	154	A	UC Irvine	78 85		
												172	H	New Mexico St.	59 61		
												183	A	North Texas	59 71		
												184	H	UC Riverside	67 79		
												194	A	UMKC	67 57		
												195	A	SMU	43 49		
												211	A	Cal St. Fullerton	56 64		
												252	H	UTRGV	68 63		
												257	A	Utah Valley	70 78		
												268	A	UTEP	47 53		
												286	H	California Baptist	45 68		
												311	A	Omaha	46 53		
												315	A	UC Santa Barbara	56 48		
												328	A	San Jose St.	72 82		
												337	A	Seattle U	70 60		
												344	A	Chicago St.	67 56		
LAST 12 Division I GAMES:																	
				172	H	New Mexico St.	59 61	286	H	California Baptist	45 68						
				252	H	UTRGV	68 63	344	A	Chicago St.	67 56						
				257	A	Utah Valley	70 78	194	A	UMKC	67 57						
				337	A	Seattle U	70 60	183	A	North Texas	59 71						
				184	H	UC Riverside	67 79	195	A	SMU	43 49						
				41	A	Oregon St.	52 92	311	A	Omaha	46 53						

Non-Div I Games: Whittier 74 46 Westcliff 91 37

C
S
U
N

C
S
U
N

CSUN

Page 37

Average RPI Win:	280	WON-LOST	WINNING	LAST 10	STRENGTH OF	OPP. STRENGTH	TEAM	ADJ.	CONF.	ADJ CONF.
Average RPI Loss:	161	RECORD	PCT. RANK	GAMES	SCHEDULE	OF SCHEDULE	RPI	RPI	RPI	RPI
DIV. I ONLY	3- 13	315	3-7	248	202	316	316	20	20	
DIV. I NON-CONF.	2- 8	293	0- 0	264	72	302	302	21	21	

TOTALS	RPI 1-25	RPI 26-50	W-L RECORDS	RPI 51-100	RPI 101-150	RPI 150+				
3- 13	0- 0	0- 3	OVERALL	0- 0	0- 1	3- 9				
2- 5	0- 0	0- 1	HOME	0- 0	0- 0	2- 4				
1- 7	0- 0	0- 2	AWAY	0- 0	0- 1	1- 4				
0- 1	0- 0	0- 0	NEUTRAL	0- 0	0- 0	0- 1				
2- 8	0- 0	0- 3	NON-CONFERENCE	0- 0	0- 1	2- 4				
1- 3	0- 0	0- 1	HOME	0- 0	0- 0	1- 2				
1- 4	0- 0	0- 2	AWAY	0- 0	0- 1	1- 1				
0- 1	0- 0	0- 0	NEUTRAL	0- 0	0- 0	0- 1				
1- 5	0- 0	0- 0	CONFERENCE	0- 0	0- 0	1- 5				
1- 2	0- 0	0- 0	HOME	0- 0	0- 0	1- 2				
0- 3	0- 0	0- 0	AWAY	0- 0	0- 0	0- 3				
0- 0	0- 0	0- 0	NEUTRAL	0- 0	0- 0	0- 0				

RPI 1-25				RPI 26-50				RPI 51-100				RPI 101+ Team's RPI: 316			
RPI	S	Opponent	Score	RPI	S	Opponent	Score	RPI	S	Opponent	Score	RPI	S	Opponent	Score
				41	A	Oregon St.	54 79					127	A	Fresno St.	58 76
				46	A	UCLA	35 81					154	A	UC Irvine	57 73
				48	H	Saint Mary's (CA)	51 69					154	H	UC Irvine	59 75
												156	H	Pepperdine	63 70
												171	H	Illinois	51 74
												188	H	Eastern Wash.	59 55
												211	A	Cal St. Fullerton	64 78
												227	A	Sacramento St.	85 88
												243	H	Hawaii	54 71
												245	N	San Francisco	62 65
												274	A	Long Beach St.	58 61
												315	H	UC Santa Barbara	75 67
												337	A	Seattle U	60 50

LAST 12 Division I GAMES:															
				274	A	Long Beach St.	58 61					154	A	UC Irvine	57 73
				315	H	UC Santa Barbara	75 67					243	H	Hawaii	54 71
				154	H	UC Irvine	59 75					211	A	Cal St. Fullerton	64 78
				46	A	UCLA	35 81					188	H	Eastern Wash.	59 55
				337	A	Seattle U	60 50					156	H	Pepperdine	63 70
				48	H	Saint Mary's (CA)	51 69					171	H	Illinois	51 74

Non-Div I Games: Academy of Art 87 65

Cal Poly

Cal St. Fullerton				Through Games Of Jan. 26, 2019							
Average RPI	Win:	282	WON-LOST	WINNING	LAST 10	STRENGTH OF	OPP. STRENGTH	TEAM	ADJ.	CONF.	ADJ CONF.
Average RPI	Loss:	123	RECORD	PCT. RANK	GAMES	SCHEDULE	OF SCHEDULE	RPI	RPI	RPI	RPI
DIV. I ONLY			10- 7	121	7-3	320	223	211	211	20	20
DIV. I NON-CONF.			7- 5	132	0- 0	321	240	228	228	21	21

TOTALS		RPI 1-25		RPI 26-50		W-L RECORDS	RPI 51-100	RPI 101-150		RPI 150+	
10- 7		0- 0		0- 0		OVERALL	0- 3	0- 2		10- 2	
5- 4		0- 0		0- 0		HOME	0- 2	0- 0		5- 2	
5- 3		0- 0		0- 0		AWAY	0- 1	0- 2		5- 0	
0- 0		0- 0		0- 0		NEUTRAL	0- 0	0- 0		0- 0	
7- 5		0- 0		0- 0		NON-CONFERENCE	0- 1	0- 2		7- 2	
3- 3		0- 0		0- 0		HOME	0- 1	0- 0		3- 2	
4- 2		0- 0		0- 0		AWAY	0- 0	0- 2		4- 0	
0- 0		0- 0		0- 0		NEUTRAL	0- 0	0- 0		0- 0	
3- 2		0- 0		0- 0		CONFERENCE	0- 2	0- 0		3- 0	
2- 1		0- 0		0- 0		HOME	0- 1	0- 0		2- 0	
1- 1		0- 0		0- 0		AWAY	0- 1	0- 0		1- 0	
0- 0		0- 0		0- 0		NEUTRAL	0- 0	0- 0		0- 0	

RPI 1-25				RPI 26-50				RPI 51-100				RPI 101+ Team's RPI: 211			
RPI	S	Opponent	Score	RPI	S	Opponent	Score	RPI	S	Opponent	Score	RPI	S	Opponent	Score
								71	A	UC Davis	51 75	121	A	Washington	74 83
								71	H	UC Davis	39 75	149	A	Portland	74 83
								73	H	Paci fi c	64 72	153	H	Santa Clara	60 64
												221	H	San Diego St.	72 83
												242	A	Col umbi a	61 58
												243	H	Hawai i	72 68
												247	H	Dartmouth	67 62
												257	H	Utah Valley	56 55
												285	H	CSU Bakersfi eld	64 56
												286	A	Cal i fornia Baptist	79 65
												296	A	Saint Peter's	69 45
												315	A	UC Santa Barbara	59 52
												316	H	Cal Poly	78 64
												337	A	Seattle U	57 54

LAST 12 Division I GAMES:															
				71	A	UC Davis	51 75	71	H	UC Davis	39 75				
				243	H	Hawai i	72 68	315	A	UC Santa Barbara	59 52				
				257	H	Utah Valley	56 55	316	H	Cal Poly	78 64				
				73	H	Paci fi c	64 72	285	H	CSU Bakersfi eld	64 56				
				296	A	Saint Peter's	69 45	247	H	Dartmouth	67 62				
				242	A	Col umbi a	61 58	149	A	Portland	74 83				

Non-Div I Games: Antelope Valley 77 65

Cal St. Fullerton

Average RPI	Win:	122	WON-LOST	WINNING	LAST 10	STRENGTH OF	OPP. STRENGTH	TEAM	ADJ.	CONF.	ADJ CONF.
Average RPI	Loss:	36	RECORD	PCT. RANK	GAMES	SCHEDULE	OF SCHEDULE	RPI	RPI	RPI	RPI
DIV. I ONLY		12- 6		84	4-6	29	12	31	31	2	2
DIV. I NON-CONF.		9- 2		43	0- 0	25	49	17	17	2	2

TOTALS	RPI 1-25		RPI 26-50		W-L RECORDS	RPI 51-100		RPI 101-150		RPI 150+	
12- 6	1- 2		2- 2		OVERALL	3- 2		3- 0		3- 0	
6- 3	0- 1		1- 1		HOME	1- 1		2- 0		2- 0	
4- 3	1- 1		1- 1		AWAY	1- 1		0- 0		1- 0	
2- 0	0- 0		0- 0		NEUTRAL	1- 0		1- 0		0- 0	
9- 2	1- 1		1- 0		NON-CONFERENCE	2- 1		2- 0		3- 0	
3- 2	0- 1		0- 0		HOME	0- 1		1- 0		2- 0	
4- 0	1- 0		1- 0		AWAY	1- 0		0- 0		1- 0	
2- 0	0- 0		0- 0		NEUTRAL	1- 0		1- 0		0- 0	
3- 4	0- 1		1- 2		CONFERENCE	1- 1		1- 0		0- 0	
3- 1	0- 0		1- 1		HOME	1- 0		1- 0		0- 0	
0- 3	0- 1		0- 1		AWAY	0- 1		0- 0		0- 0	
0- 0	0- 0		0- 0		NEUTRAL	0- 0		0- 0		0- 0	

RPI 1-25				RPI 26-50				RPI 51-100				RPI 101+			
RPI	S	Opponent	Score	RPI	S	Opponent	Score	RPI	S	Opponent	Score	RPI	S	Opponent	Score
8	H	UConn	66 76	37	A	Utah	74 87	51	A	Arizona	55 60	102	H	Houston	80 79
15	A	Arizona St.	61 62	46	H	UCLA	79 84	60	H	Harvard	79 85	119	N	Tulane	65 57
24	A	BYU	70 52	48	A	Saint Mary's (CA)	81 78	73	N	Pacific	81 69	121	H	Washington	79 70
				49	H	Southern California	66 59	96	A	Penn St.	75 58	159	H	CSUN	67 42
								97	H	Washington St.	77 63	255	A	San Diego	70 53
												315	H	UC Santa Barbara	69 45

LAST 12 Division I GAMES:															
15	A	Arizona St.	61 62	37	A	Utah	74 87	121	H	Washington	79 70				
51	A	Arizona	55 60	97	H	Washington St.	77 63	315	H	UC Santa Barbara	69 45				
49	H	Southern California	66 59	48	H	UCLA	79 84	48	A	Saint Mary's (CA)	81 78				
60	H	Harvard	79 85	51	A	Arizona	55 60	159	H	CSUN	67 42				
8	H	UConn	66 76												

Non-Div I Games:

Cal i forni a

Average RPI Win:	280	WON-LOST	WINNING	LAST 10	STRENGTH OF	OPP. STRENGTH	TEAM	ADJ.	CONF.	ADJ CONF.
Average RPI Loss:	193	RECORD	PCT. RANK	GAMES	SCHEDULE	OF SCHEDULE	RPI	RPI	RPI	RPI

DIV. I ONLY	5- 10	255	6-4	307	300	286	286	30	30
DIV. I NON-CONF.	3- 6	241	0- 0	258	241	263	263	30	30

TOTALS	RPI 1-25	RPI 26-50	W-L RECORDS	RPI 51-100	RPI 101-150	RPI 150+			
5- 10	0- 1	0- 0	OVERALL	0- 1	0- 0	5- 8			
2- 3	0- 0	0- 0	HOME	0- 1	0- 0	2- 2			
3- 6	0- 0	0- 0	AWAY	0- 0	0- 0	3- 6			
0- 1	0- 1	0- 0	NEUTRAL	0- 0	0- 0	0- 0			
3- 6	0- 1	0- 0	NON-CONFERENCE	0- 1	0- 0	3- 4			
1- 2	0- 0	0- 0	HOME	0- 1	0- 0	1- 1			
2- 3	0- 0	0- 0	AWAY	0- 0	0- 0	2- 3			
0- 1	0- 1	0- 0	NEUTRAL	0- 0	0- 0	0- 0			
2- 4	0- 0	0- 0	CONFERENCE	0- 0	0- 0	2- 4			
1- 1	0- 0	0- 0	HOME	0- 0	0- 0	1- 1			
1- 3	0- 0	0- 0	AWAY	0- 0	0- 0	1- 3			
0- 0	0- 0	0- 0	NEUTRAL	0- 0	0- 0	0- 0			

RPI 1-25				RPI 26-50				RPI 51-100				RPI 101+ Team's RPI: 286			
RPI S	Opponent	Score		RPI S	Opponent	Score		RPI S	Opponent	Score		RPI S	Opponent	Score	
24 N	BYU	69	76					99 H	Idaho St.	57	72	159 A	CSUN	67	73
												172 A	New Mexico St.	69	76
												184 H	UC Ri versi de	65	57
												194 H	UMKC	74	78
												211 H	Cal St. Fullerton	65	79
												221 A	San Diego St.	67	83
												252 A	UTRGV	56	60
												260 A	Northern Ari z.	88	91
												274 A	Long Beach St.	85	83
												285 A	CSU Bakersfi eld	68	45
												315 A	UC Santa Barbara	76	64
												336 A	Grand Canyon	71	75
												344 H	Chi cago St.	89	52
LAST 12 Division I GAMES:															
194 H	UMKC	74	78	336 A	Grand Canyon	71	75								
252 A	UTRGV	56	60	285 A	CSU Bakersfi eld	68	45								
172 A	New Mexico St.	69	76	344 H	Chi cago St.	89	52								
315 A	UC Santa Barbara	76	64	24 N	BYU	69	76								
184 H	UC Ri versi de	65	57	221 A	San Di ego St.	67	83								
159 A	CSUN	67	73	260 A	Northern Ari z.	88	91								

Non-Di v I Games: La Sierra 91 44 Notre Dame de Namur 80 47 Fresno Paci fi c 93 71 Westcl i ff 133 43 Cal i f o r n i a B a p t i s t

Average RPI Win: **299**
 Average RPI Loss: **170**

WON-LOST
RECORD

WINNING
PCT. RANK

LAST 10
GAMES

STRENGTH OF
SCHEDULE

OPP. STRENGTH
OF SCHEDULE

TEAM
RPI

ADJ.
RPI

CONF.
RPI

ADJ CONF.
RPI

DIV. I ONLY	9- 8	144	4-6	303	326	251	251	28	28
DIV. I NON-CONF.	6- 3	91	1- 0	314	322	205	205	29	29
<hr/>									
TOTALS	RPI 1-25	RPI 26-50	W-L RECORDS	RPI 51-100	RPI 101-150	RPI 150+			
9- 8	0- 0	0- 0	OVERALL	0- 2	0- 2	9- 4			
4- 5	0- 0	0- 0	HOME	0- 1	0- 1	4- 3			
4- 3	0- 0	0- 0	AWAY	0- 1	0- 1	4- 1			
1- 0	0- 0	0- 0	NEUTRAL	0- 0	0- 0	1- 0			
6- 3	0- 0	0- 0	NON-CONFERENCE	0- 2	0- 0	6- 1			
2- 2	0- 0	0- 0	HOME	0- 1	0- 0	2- 1			
3- 1	0- 0	0- 0	AWAY	0- 1	0- 0	3- 0			
1- 0	0- 0	0- 0	NEUTRAL	0- 0	0- 0	1- 0			
3- 5	0- 0	0- 0	CONFERENCE	0- 0	0- 2	3- 3			
2- 3	0- 0	0- 0	HOME	0- 0	0- 1	2- 2			
1- 2	0- 0	0- 0	AWAY	0- 0	0- 1	1- 1			
0- 0	0- 0	0- 0	NEUTRAL	0- 0	0- 0	0- 0			

RPI 1-25				RPI 26-50				RPI 51-100				RPI 101+ Team's RPI: 251			
RPI	S	Opponent	Score	RPI	S	Opponent	Score	RPI	S	Opponent	Score	RPI	S	Opponent	Score
								67	H	Old Domini on	59 83	126	H	Radford	52 56
								77	A	Boston Col lege	56 76	146	A	Hi gh Point	60 65
												186	H	Hampton	52 46
												199	A	UNC Asheville	52 60
												226	H	Howard	64 69
												241	H	Gardner-Webb	38 52
												273	A	Norfolk St.	57 49
												278	H	Winthrop	46 59
												291	H	Col. of Charleston	66 65
												311	N	Omaha	65 52
												318	H	UNC Greensboro	53 49
												322	A	FIU	59 54
												326	H	Presbyteri an	51 46
												330	A	Western Caro.	63 37
												334	A	Charleston So.	60 58
<hr/>															
LAST 12 Division I GAMES:															
186	H	Hampton	52 46	322	A	FIU	59 54								
278	H	Winthrop	46 59	126	H	Radford	52 56								
199	A	UNC Asheville	52 60	146	A	Hi gh Point	60 65								
334	A	Charleston So.	60 58	77	A	Boston Col lege	56 76								
241	H	Gardner-Webb	38 52	226	H	Howard	64 69								
326	H	Presbyteri an	51 46	318	H	UNC Greensboro	53 49								

Non-Div I Games: William Peace 65 36 Columbia (SC) 93 46

Campbel I

Loss, Non-Conf, S Site, H Home A Away N Neutral

C
a
n
i
s
i
u
s

C
a
n
i
s
i
u
s

Cani si us

Average RPI Win: 327

Average RPI Loss: 169

WON-LOST
RECORDWINNING
PCT. RANKLAST 10
GAMESSTRENGTH OF
SCHEDULEOPP. STRENGTH
OF SCHEDULETEAM
RPIADJ.
RPICONF.
RPIADJ CONF.
RPI

DIV. I ONLY	3- 11	307	3-7	277	289	301	301	26	26
DIV. I NON-CONF.	1- 5	311	0- 0	235	194	282	282	23	23

TOTALS	RPI 1-25	RPI 26-50	W-L RECORDS	RPI 51-100	RPI 101-150	RPI 150+			
3- 11	0- 1	0- 1	OVERALL	0- 1	0- 2	3- 6			
1- 3	0- 0	0- 0	HOME	0- 0	0- 1	1- 2			
2- 8	0- 1	0- 1	AWAY	0- 1	0- 1	2- 4			
0- 0	0- 0	0- 0	NEUTRAL	0- 0	0- 0	0- 0			
1- 5	0- 1	0- 1	NON-CONFERENCE	0- 0	0- 2	1- 1			
0- 1	0- 0	0- 0	HOME	0- 0	0- 1	0- 0			
1- 4	0- 1	0- 1	AWAY	0- 0	0- 1	1- 1			
0- 0	0- 0	0- 0	NEUTRAL	0- 0	0- 0	0- 0			
2- 6	0- 0	0- 0	CONFERENCE	0- 1	0- 0	2- 5			
1- 2	0- 0	0- 0	HOME	0- 0	0- 0	1- 2			
1- 4	0- 0	0- 0	AWAY	0- 1	0- 0	1- 3			
0- 0	0- 0	0- 0	NEUTRAL	0- 0	0- 0	0- 0			

RPI 1-25				RPI 26-50				RPI 51-100				RPI 101+ Team's RPI: 301			
RPI	S	Opponent	Score	RPI	S	Opponent	Score	RPI	S	Opponent	Score	RPI	S	Opponent	Score
21	A	Texas A&M	27 84	42	A	Kansas St.	54 70	69	A	Lamar University	37 57	137	H	South Alabama	50 58
												140	A	Oklahoma	52 65
												176	A	Abilene Christian	70 77
												201	H	Nicholls St.	60 64
												220	A	Sam Houston St.	62 66
												264	A	Southeastern La.	53 62
												275	H	A&M-Corpus Christi	65 73
												303	H	Incarinate Word	74 43
												312	A	Jackson St.	56 65
												327	A	New Orleans	62 60
												350	A	Alcorn	57 46
LAST 12 Division I GAMES:															
303	H	Incarinate Word	74 43	176	A	Abilene Christian	70 77	327	A	New Orleans	62 60	201	H	Nicholls St.	60 64
69	A	Lamar University	37 57	220	A	Sam Houston St.	62 66	21	A	Texas A&M	27 84	140	A	Oklahoma	52 65
275	H	A&M-Corpus Christi	65 73	42	A	Kansas St.	54 70	350	A	Alcorn	57 46				

Non-Div I Games:

Central Baptist

55 34

Crowley's Ridge

91 33

Williams Baptist

70 35

Hendrix

72 40
Central Ark.

Average RPI Win:	284	WON-LOST	WINNING	LAST 10	STRENGTH OF	OPP. STRENGTH	TEAM	ADJ.	CONF.	ADJ CONF.
Average RPI Loss:	189	RECORD	PCT. RANK	GAMES	SCHEDULE	OF SCHEDULE	RPI	RPI	RPI	RPI
DIV. I ONLY	4- 13	299	2-8	257	280	297	297	31	31	
DIV. I NON-CONF.	3- 7	256	0- 0	142	183	220	220	31	31	

TOTALS	RPI 1-25	RPI 26-50	W-L RECORDS	RPI 51-100	RPI 101-150	RPI 150+				
4- 13	0- 1	0- 1	OVERALL	0- 1	0- 2	4- 8				
2- 5	0- 0	0- 1	HOME	0- 1	0- 1	2- 2				
2- 8	0- 1	0- 0	AWAY	0- 0	0- 1	2- 6				
0- 0	0- 0	0- 0	NEUTRAL	0- 0	0- 0	0- 0				
3- 7	0- 1	0- 1	NON-CONFERENCE	0- 1	0- 2	3- 2				
1- 3	0- 0	0- 1	HOME	0- 1	0- 1	1- 0				
2- 4	0- 1	0- 0	AWAY	0- 0	0- 1	2- 2				
0- 0	0- 0	0- 0	NEUTRAL	0- 0	0- 0	0- 0				
1- 6	0- 0	0- 0	CONFERENCE	0- 0	0- 0	1- 6				
1- 2	0- 0	0- 0	HOME	0- 0	0- 0	1- 2				
0- 4	0- 0	0- 0	AWAY	0- 0	0- 0	0- 4				
0- 0	0- 0	0- 0	NEUTRAL	0- 0	0- 0	0- 0				

RPI 1-25				RPI 26-50				RPI 51-100				RPI 101+ Team's RPI: 297			
RPI	S	Opponent	Score	RPI	S	Opponent	Score	RPI	S	Opponent	Score	RPI	S	Opponent	Score
16	A	Rutgers	44 73	30	H	Buffalo	69 82	100	H	Hartford	52 54	104	A	Yale	46 58
												128	H	Lehigh	62 88
												196	A	Massachusetts	59 74
												206	A	Brown	63 68
												224	A	Sacred Heart	61 66
												235	H	Saint Francis (PA)	73 62
												246	H	Robert Morris	57 64
												253	A	Mt. St. Mary's	53 84
												254	A	Albany (NY)	60 53
												281	A	Bryant	60 72
												321	A	Morgan St.	60 36
												323	H	Wagner	63 75
												324	H	New Hampshire	56 47
												345	A	Fairleigh Dickinson	67 74
LAST 12 Division I GAMES:															
253	A	Mt. St. Mary's	53 84	281	A	Bryant	60 72								
345	A	Fairleigh Dickinson	67 74	246	H	Robert Morris	57 64								
323	H	Wagner	63 75	235	H	Saint Francis (PA)	73 62								
224	A	Sacred Heart	61 66	324	H	New Hampshire	56 47								
100	H	Hartford	52 54	254	A	Albany (NY)	60 53								
104	A	Yale	46 58	30	H	Buffalo	69 82								

Non-Div I Games:

Central Conn. St.

Average RPI Win: 128

Average RPI Loss: 65

WON-LOST
RECORDWINNING
PCT. RANKLAST 10
GAMESSTRENGTH OF
SCHEDULEOPP. STRENGTH
OF SCHEDULETEAM
RPIADJ.
RPICONF.
RPIADJ CONF.
RPIDIV. I ONLY
DIV. I NON-CONF.14- 5
9- 354
616-4
0- 031
7644
722
3422
348
88
8

TOTALS

RPI 1-25

RPI 26-50

W-L RECORDS

RPI 51-100

RPI 101-150

RPI 150+

14- 5

1- 1

2- 1

OVERALL

3- 2

3- 1

5- 0

5- 3

1- 1

0- 1

HOME

0- 1

1- 0

3- 0

8- 1

0- 0

2- 0

AWAY

3- 1

1- 0

2- 0

1- 1

0- 0

0- 0

NEUTRAL

0- 0

1- 1

0- 0

9- 3

1- 1

1- 1

NON-CONFERENCE

2- 0

2- 1

3- 0

3- 2

1- 1

0- 1

HOME

0- 0

1- 0

1- 0

5- 0

0- 0

1- 0

AWAY

2- 0

0- 0

2- 0

1- 1

0- 0

0- 0

NEUTRAL

0- 0

1- 1

0- 0

5- 2

0- 0

1- 0

CONFERENCE

1- 2

1- 0

2- 0

2- 1

0- 0

0- 0

HOME

0- 1

0- 0

2- 0

3- 1

0- 0

1- 0

AWAY

1- 1

1- 0

0- 0

0- 0

0- 0

0- 0

NEUTRAL

0- 0

0- 0

0- 0

RPI 1-25

Team's RPI: 22

RPI 26-50

RPI 51-100

RPI 101+

RPI	S	Opponent	Score
3	H	Louisville	68 72
17	H	UCF	75 68

RPI	S	Opponent	Score
28	A	Miami (FL)	90 80
33	A	Ohio	88 70
34	H	South Dakota St.	71 80

RPI	S	Opponent	Score
57	A	Quinnipiac	67 52
82	A	Virginia	74 61
84	A	Toledo	59 62
85	H	Miami (OH)	67 70
92	A	Kent St.	82 75

RPI	S	Opponent	Score
110	A	Northern Ill.	89 66
119	N	Tulane	57 68
120	N	Chattanooga	73 50
122	H	Western Ky.	108 90
158	H	Akron	94 71
169	A	Vanderbilt	66 57
177	H	Eastern Mich.	71 61
290	H	Oakland	104 61
332	A	Iona	82 39

LAST 12 Division I GAMES:

85	H	Miami (OH)	67 70	177	H	Eastern Mich.	71 61
110	A	Northern Ill.	89 66	84	A	Toledo	59 62
33	A	Ohio	88 70	92	A	Kent St.	82 75
158	H	Akron	94 71	3	H	Louisville	68 72
28	A	Miami (FL)	90 80	169	A	Vanderbilt	66 57
119	N	Tulane	57 68	57	A	Quinnipiac	67 52

Non-Div I Games:

Central Mich.

Loss,
 Non-Conf, S Site,
 H Home
A Away
 N Neutral

Average RPI Win:	345	WON-LOST	WINNING	LAST 10	STRENGTH OF	OPP. STRENGTH	TEAM	ADJ.	CONF.	ADJ CONF.
Average RPI Loss:	205	RECORD	PCT. RANK	GAMES	SCHEDULE	OF SCHEDULE	RPI	RPI	RPI	RPI

DIV. I ONLY	2- 13	331	3-7	290	339	334	334	28	28
DIV. I NON-CONF.	0- 8	336	0- 0	285	315	348	348	29	29

TOTALS	RPI 1-25	RPI 26-50	W-L RECORDS	RPI 51-100	RPI 101-150	RPI 150+			
2- 13	0- 0	0- 0	OVERALL	0- 0	0- 5	2- 8			
0- 6	0- 0	0- 0	HOME	0- 0	0- 3	0- 3			
2- 7	0- 0	0- 0	AWAY	0- 0	0- 2	2- 5			
0- 0	0- 0	0- 0	NEUTRAL	0- 0	0- 0	0- 0			
0- 8	0- 0	0- 0	NON-CONFERENCE	0- 0	0- 3	0- 5			
0- 3	0- 0	0- 0	HOME	0- 0	0- 2	0- 1			
0- 5	0- 0	0- 0	AWAY	0- 0	0- 1	0- 4			
0- 0	0- 0	0- 0	NEUTRAL	0- 0	0- 0	0- 0			
2- 5	0- 0	0- 0	CONFERENCE	0- 0	0- 2	2- 3			
0- 3	0- 0	0- 0	HOME	0- 0	0- 1	0- 2			
2- 2	0- 0	0- 0	AWAY	0- 0	0- 1	2- 1			
0- 0	0- 0	0- 0	NEUTRAL	0- 0	0- 0	0- 0			

RPI 1-25				RPI 26-50				RPI 51-100				RPI 101+ Team's RPI: 334			
RPI	S	Opponent	Score	RPI	S	Opponent	Score	RPI	S	Opponent	Score	RPI	S	Opponent	Score
												109	A	Georgi a	75 83
												124	H	Tennessee Tech	55 77
												126	H	Radford	41 67
												144	H	Davi dson	34 72
												146	A	Hi gh Point	64 71
												186	H	Hampton	66 74
												209	A	Fl ori da	60 70
												212	H	Jacksonville	58 68
												251	H	Campbel l	58 60
												278	A	Wi nthrop	52 57
												291	A	Col. of Charleston	52 79
												294	A	South Carolina St.	58 67
												298	A	North Florida	76 82
												341	A	USC Upstate	78 75
												348	A	Longwood	81 74
LAST 12 Division I GAMES:															
				348	A	Longwood	81 74					146	A	Hi gh Point	64 71
				251	H	Campbel l	58 60					341	A	USC Upstate	78 75
				278	A	Wi nthrop	52 57					126	H	Radford	41 67
				186	H	Hampton	66 74					109	A	Georgi a	75 83
				209	A	Fl ori da	60 70					298	A	North Florida	76 82
				291	A	Col. of Charleston	52 79					212	H	Jacksonville	58 68

Non-Div I Games: Converse 101 50 Col umbi a (SC) 89 57 Erski ne 74 50

Charleston So.

Average RPI Win: 225	WON-LOST RECORD	WINNING PCT. RANK	LAST 10 GAMES	STRENGTH OF SCHEDULE	OPP. STRENGTH OF SCHEDULE	TEAM RPI	ADJ. RPI	CONF. RPI	ADJ CONF. RPI
Average RPI Loss: 150									
DIV. I ONLY	12- 8	116	5-5	235	172	164	164	16	16
DIV. I NON-CONF.	8- 4	91	1- 0	108	246	85	85	18	18

TOTALS	RPI 1-25	RPI 26-50	W-L RECORDS	RPI 51-100	RPI 101-150	RPI 150+			
12- 8	0- 0	0- 0	OVERALL	1- 1	2- 4	9- 3			
10- 1	0- 0	0- 0	HOME	1- 0	1- 1	8- 0			
1- 7	0- 0	0- 0	AWAY	0- 1	1- 3	0- 3			
1- 0	0- 0	0- 0	NEUTRAL	0- 0	0- 0	1- 0			
8- 4	0- 0	0- 0	NON-CONFERENCE	1- 1	2- 2	5- 1			
6- 1	0- 0	0- 0	HOME	1- 0	1- 1	4- 0			
1- 3	0- 0	0- 0	AWAY	0- 1	1- 1	0- 1			
1- 0	0- 0	0- 0	NEUTRAL	0- 0	0- 0	1- 0			
4- 4	0- 0	0- 0	CONFERENCE	0- 0	0- 2	4- 2			
4- 0	0- 0	0- 0	HOME	0- 0	0- 0	4- 0			
0- 4	0- 0	0- 0	AWAY	0- 0	0- 2	0- 2			
0- 0	0- 0	0- 0	NEUTRAL	0- 0	0- 0	0- 0			

RPI 1-25				RPI 26-50				RPI 51-100				RPI 101+				Team's RPI: 164	
RPI	S	Opponent	Score	RPI	S	Opponent	Score	RPI	S	Opponent	Score	RPI	S	Opponent	Score		
								82	A	Virginia	61	65	115	H	Wake Forest	43	69
								85	H	Wright St.	88	85	122	A	Western Ky.	58	76
													128	A	Lehigh	62	60
													133	A	Fordham	64	71
													144	H	Davidson	78	66
													147	A	Louisiana Tech	51	88
													170	A	Mercer	40	57
													178	A	Southern Miss.	54	65
													199	H	UNC Asheville	70	53
													230	H	East Carolina	52	46
													231	N	Liberty	63	61
													249	A	Marshall	62	63
													263	H	UTSA	66	54
													268	H	UTEP	62	39
													270	H	Bethune-Cookman	73	69
													277	H	Wofford	85	63
													282	H	Fla. Atlantic	68	47
													322	H	FIU	69	54

LAST 12 Division I GAMES:																	
				147	A	Louisiana Tech	51	88	128	A	Lehigh	62	60				
				178	A	Southern Miss.	54	65	268	H	UTEP	62	39				
				282	H	Fla. Atlantic	68	47	263	H	UTSA	66	54				
				322	H	FIU	69	54	82	A	Virginia	61	65				
				249	A	Marshall	62	63	270	H	Bethune-Cookman	73	69				
				122	A	Western Ky.	58	76	144	H	Davidson	78	66				

Non-Div I Games:

Charlotte

Average RPI		Win: 210	WON-LOST RECORD	WINNING PCT. RANK	LAST 10 GAMES	STRENGTH OF SCHEDULE	OPP. STRENGTH OF SCHEDULE	TEAM RPI	ADJ. RPI	CONF. RPI	ADJ. CONF. RPI
Loss: 65											
DIV. I ONLY			8- 11	218	5-5	17	146	120	120	24	24
DIV. I NON-CONF.			4- 10	264	1- 0	5	68	96	96	25	25
TOTALS		RPI 1-25		RPI 26-50		W-L RECORDS		RPI 51-100	RPI 101-150	RPI 150+	
8- 11	0- 4			0- 1		OVERALL		1- 3	0- 2	7- 1	
4- 5	0- 2			0- 1		HOME		0- 1	0- 1	4- 0	
2- 4	0- 1			0- 0		AWAY		0- 1	0- 1	2- 1	
2- 2	0- 1			0- 0		NEUTRAL		1- 1	0- 0	1- 0	
4- 10	0- 4			0- 1		NON-CONFERENCE		1- 3	0- 2	3- 0	
1- 5	0- 2			0- 1		HOME		0- 1	0- 1	1- 0	
1- 3	0- 1			0- 0		AWAY		0- 1	0- 1	1- 0	
2- 2	0- 1			0- 0		NEUTRAL		1- 1	0- 0	1- 0	
4- 1	0- 0			0- 0		CONFERENCE		0- 0	0- 0	4- 1	
3- 0	0- 0			0- 0		HOME		0- 0	0- 0	3- 0	
1- 1	0- 0			0- 0		AWAY		0- 0	0- 0	1- 1	
0- 0	0- 0			0- 0		NEUTRAL		0- 0	0- 0	0- 0	

RPI 1-25					
RPI	S	Opponent	Score		
3	H	Louisville	49	75	
6	H	NC State	58	78	
17	A	UCF	37	75	
22	N	Central Mich.	50	73	

RPI 26-50					
RPI	S	Opponent	Score		
34	H	South Dakota St.	54	71	

RPI 51-100					
RPI	S	Opponent	Score		
62	N	Maine	66	61	
70	N	Middle Tenn.	47	58	
74	H	Belmont	51	67	
75	A	Virginia Tech	59	74	

RPI 101+					
RPI	S	Opponent	Score		
113	A	Northern Colo.	65	68	
135	H	UT Martin	79	81	
170	A	Mercer	58	65	
186	A	Hampton	58	50	
198	N	Saint Louis	71	61	
231	H	Liberty	75	60	
233	H	Furman	73	53	
236	A	Samford	73	63	
256	H	ETSU	76	67	
277	H	Wofford	89	82	

Team's RPI : 120					
RPI	S	Opponent	Score		
233	H	Furman	73	53	
277	H	Wofford	89	82	
256	H	ETSU	76	67	
70	N	Middle Tenn.	47	58	
6	H	NC State	58	78	
74	H	Belmont	51	67	
62	N	Maine	66	61	
236	A	Samford	73	63	
170	A	Mercer	58	65	
113	A	Northern Colo.	65	68	
34	H	South Dakota St.	54	71	
17	A	UCF	37	75	

Non-Div l Games: Lee

61 55

Chattanooga

■ Loss, ■ Non-Conf, S Site, H Home A Away N Neutral

Average RPI Win:	336	WON-LOST	WINNING	LAST 10	STRENGTH OF	OPP. STRENGTH	TEAM	ADJ.	CONF.	ADJ CONF.
Average RPI Loss:	216	RECORD	PCT. RANK	GAMES	SCHEDULE	OF SCHEDULE	RPI	RPI	RPI	RPI
DIV. I ONLY	1- 18	348	1-9	265	341	344	344	30	30	
DIV. I NON-CONF.	0- 13	336	0- 0	162	334	337	337	30	30	

TOTALS	RPI 1-25	RPI 26-50	W-L RECORDS	RPI 51-100	RPI 101-150	RPI 150+				
1- 18	0- 0	0- 0	OVERALL	0- 1	0- 3	1- 14				
1- 7	0- 0	0- 0	HOME	0- 0	0- 1	1- 6				
0- 10	0- 0	0- 0	AWAY	0- 1	0- 2	0- 7				
0- 1	0- 0	0- 0	NEUTRAL	0- 0	0- 0	0- 1				
0- 13	0- 0	0- 0	NON-CONFERENCE	0- 1	0- 3	0- 9				
0- 5	0- 0	0- 0	HOME	0- 0	0- 1	0- 4				
0- 7	0- 0	0- 0	AWAY	0- 1	0- 2	0- 4				
0- 1	0- 0	0- 0	NEUTRAL	0- 0	0- 0	0- 1				
1- 5	0- 0	0- 0	CONFERENCE	0- 0	0- 0	1- 5				
1- 2	0- 0	0- 0	HOME	0- 0	0- 0	1- 2				
0- 3	0- 0	0- 0	AWAY	0- 0	0- 0	0- 3				
0- 0	0- 0	0- 0	NEUTRAL	0- 0	0- 0	0- 0				

RPI 1-25				RPI 26-50				RPI 51-100				RPI 101+				Team's RPI: 344	
RPI	S	Opponent	Score	RPI	S	Opponent	Score	RPI	S	Opponent	Score	RPI	S	Opponent	Score		
								68	A	Northwestern	35	97	110	A	Northern Ill.	52	114
												134	A	Morehead St.	68	104	
												148	H	UAB	45	90	
												155	A	Bradley	59	89	
												174	A	Wisconsin	38	85	
												182	A	Xavier	57	91	
												194	H	UMKC	58	111	
												206	H	Brown	65	90	
												207	H	SIUE	66	82	
												218	A	Loyola Chicago	40	76	
												257	A	Utah Valley	61	76	
												276	N	St. Francis Brooklyn	73	110	
												285	H	CSU Bakersfield	56	67	
												286	A	California Baptist	52	89	
												308	H	Valparaiso	70	76	
												336	H	Grand Canyon	50	48	
												337	A	Seattle U	54	90	
												340	H	Evansville	58	67	
LAST 12 Division I GAMES:																	
336	H	Grand Canyon	50	48	257	A	Utah Valley	61	76								
286	A	California Baptist	52	89	337	A	Seattle U	54	90								
194	H	UMKC	58	111	285	H	CSU Bakersfield	56	67								
206	H	Brown	65	90	68	A	Northwestern	35	97								
155	A	Bradley	59	89	174	A	Wisconsin	38	85								
110	A	Northern Ill.	52	114	207	H	SIUE	66	82								

Non-Div I Games:

Chicago St.

Average RPI	Win:	201	WON-LOST	WINNING	LAST 10	STRENGTH OF	OPP. STRENGTH	TEAM	ADJ.	CONF.	ADJ CONF.
Average RPI	Loss:	84	RECORD	PCT. RANK	GAMES	SCHEDULE	OF SCHEDULE	RPI	RPI	RPI	RPI
DIV. I ONLY		13- 7		94	8-2	126	117	98	98	9	9
DIV. I NON-CONF.		8- 5		120	0- 0	194	186	151	151	9	9

TOTALS	RPI 1-25		RPI 26-50		W-L RECORDS	RPI 51-100		RPI 101-150		RPI 150+	
13- 7	0- 2		0- 0		OVERALL	0- 2		4- 2		9- 1	
11- 1	0- 0		0- 0		HOME	0- 1		3- 0		8- 0	
2- 6	0- 2		0- 0		AWAY	0- 1		1- 2		1- 1	
0- 0	0- 0		0- 0		NEUTRAL	0- 0		0- 0		0- 0	
8- 5	0- 0		0- 0		NON-CONFERENCE	0- 2		2- 2		6- 1	
7- 1	0- 0		0- 0		HOME	0- 1		2- 0		5- 0	
1- 4	0- 0		0- 0		AWAY	0- 1		0- 2		1- 1	
0- 0	0- 0		0- 0		NEUTRAL	0- 0		0- 0		0- 0	
5- 2	0- 2		0- 0		CONFERENCE	0- 0		2- 0		3- 0	
4- 0	0- 0		0- 0		HOME	0- 0		1- 0		3- 0	
1- 2	0- 2		0- 0		AWAY	0- 0		1- 0		0- 0	
0- 0	0- 0		0- 0		NEUTRAL	0- 0		0- 0		0- 0	

RPI 1-25				RPI 26-50				RPI 51-100				RPI 101+			
RPI	S	Opponent	Score	RPI	S	Opponent	Score	RPI	S	Opponent	Score	RPI	S	Opponent	Score
8	A	UConn	38 82					67	H	Old Domini on	72 76	102	H	Houston	68 57
17	A	UCF	55 56					85	A	Mi ami (OH)	65 78	104	H	Yale	66 52
												111	A	Pi ttsburgh	48 65
												114	A	Ohio St.	56 69
												136	H	VCU	66 54
												138	A	Tul sa	70 50
												182	H	Xavi er	79 61
												189	A	Bal l St.	63 75
												195	H	SMU	69 57
												198	A	Sai nt Loui s	51 50
												217	H	Temple	72 52
												223	H	Memphi s	80 56
												226	H	Howard	85 51
												256	H	ETSU	77 64
												307	H	Austi n Peay	69 48
												329	H	Li pscomb	71 55

LAST 12 Division I GAMES:															
217	H	Temple	72 52	223	H	Memphi s	80 56								
17	A	UCF	55 56	102	H	Houston	68 57								
8	A	UConn	38 82	138	A	Tul sa	70 50								
195	H	SMU	69 57	136	H	VCU	66 54								
226	H	Howard	85 51	85	A	Mi ami (OH)	65 78								
182	H	Xavi er	79 61	114	A	Ohio St.	56 69								

Non-Div I Games:

Cincinnati

C
l
e
m
s
o
n

Clemson				Through Games Of Jan. 26, 2019							
Average RPI	Win:	141	WON-LOST	WINNING	LAST 10	STRENGTH OF	OPP. STRENGTH	TEAM	ADJ.	CONF.	ADJ CONF.
Average RPI	Loss:	59	RECORD	PCT. RANK	GAMES	SCHEDULE	OF SCHEDULE	RPI	RPI	RPI	RPI
DIV. I ONLY	14- 6	71	7-3	42	24	40	40	1	1		
DIV. I NON-CONF.	9- 4	85	1- 0	147	76	104	104	1	1		

TOTALS		RPI 1-25	RPI 26-50	W-L RECORDS		RPI 51-100	RPI 101-150	RPI 150+			
14- 6	1- 3	2- 0	OVERALL	2- 1	4- 2	5- 0					
10- 2	0- 1	1- 0	HOME	2- 0	2- 1	5- 0					
3- 3	1- 2	1- 0	AWAY	0- 0	1- 1	0- 0					
1- 1	0- 0	0- 0	NEUTRAL	0- 1	1- 0	0- 0					
9- 4	0- 1	0- 0	NON-CONFERENCE	1- 1	3- 2	5- 0					
8- 1	0- 0	0- 0	HOME	1- 0	2- 1	5- 0					
0- 2	0- 1	0- 0	AWAY	0- 0	0- 1	0- 0					
1- 1	0- 0	0- 0	NEUTRAL	0- 1	1- 0	0- 0					
5- 2	1- 2	2- 0	CONFERENCE	1- 0	1- 0	0- 0					
2- 1	0- 1	1- 0	HOME	1- 0	0- 0	0- 0					
3- 1	1- 1	1- 0	AWAY	0- 0	1- 0	0- 0					
0- 0	0- 0	0- 0	NEUTRAL	0- 0	0- 0	0- 0					

RPI 1-25				RPI 26-50		Team's RPI: 40		RPI 51-100		RPI 101+	
RPI	S	Opponent	Score	RPI	S	Opponent	Score	RPI	S	Opponent	Score
6	A	NC State	51 54	28	A	Mi ami (FL)	76 67	56	N	Tennessee	66 78
9	H	Syracuse	75 84	35	H	Georgi a Tech	71 61	74	H	Bel mont	65 62
18	A	South Carol in a	57 69					82	H	Vi rgi ni a	71 65
24	A	Florida St.	57 45								

LAST 12 Division I GAMES:											
35	H	Georgi a Tech	71 61	140	N	Okl ahoma	74 62				
24	A	Florida St.	57 45	6	A	NC State	51 54				
28	A	Mi ami (FL)	76 67	111	A	Pi ttsburgh	65 59				
82	H	Vi rgi ni a	71 65	249	H	Marshall	68 54				
9	H	Syracuse	75 84	144	H	Davi dson	80 90				
130	H	Appal achian St.	87 48	173	H	Rhode Isl and	80 67				

C
l
e
m
s
o
n

Non-Div I Games:

Clemson

Cleveland and St.

Cleveland and St.				Through Games Of Jan. 26, 2019							
Average RPI	Win:	287	WON-LOST	WINNING	LAST 10	STRENGTH OF	OPP. STRENGTH	TEAM	ADJ.	CONF.	ADJ CONF.
Average RPI	Loss:	143	RECORD	PCT. RANK	GAMES	SCHEDULE	OF SCHEDULE	RPI	RPI	RPI	RPI
DIV. I ONLY		5- 13	281	4-6		180	243	265	265	21	21
DIV. I NON-CONF.		1- 8	322	0- 0		63	274	276	276	19	19

TOTALS		RPI 1-25	RPI 26-50		W-L RECORDS		RPI 51-100	RPI 101-150		RPI 150+	
5- 13		0- 0	0- 1		OVERALL		0- 3	0- 3		5- 6	
3- 4		0- 0	0- 0		HOME		0- 2	0- 1		3- 1	
2- 8		0- 0	0- 1		AWAY		0- 1	0- 1		2- 5	
0- 1		0- 0	0- 0		NEUTRAL		0- 0	0- 1		0- 0	
1- 8		0- 0	0- 1		NON-CONFERENCE		0- 1	0- 1		1- 5	
1- 2		0- 0	0- 0		HOME		0- 1	0- 0		1- 1	
0- 5		0- 0	0- 1		AWAY		0- 0	0- 0		0- 4	
0- 1		0- 0	0- 0		NEUTRAL		0- 0	0- 1		0- 0	
4- 5		0- 0	0- 0		CONFERENCE		0- 2	0- 2		4- 1	
2- 2		0- 0	0- 0		HOME		0- 1	0- 1		2- 0	
2- 3		0- 0	0- 0		AWAY		0- 1	0- 1		2- 1	
0- 0		0- 0	0- 0		NEUTRAL		0- 0	0- 0		0- 0	

RPI 1-25				RPI 26-50				RPI 51-100				RPI 101+ Team's RPI: 265			
RPI	S	Opponent	Score	RPI	S	Opponent	Score	RPI	S	Opponent	Score	RPI	S	Opponent	Score
				33	A	Ohio	54 72	80	A	Green Bay	53 62	116	A	Youngstown St.	55 73
								84	H	Toledo	60 65	119	N	Tulane	72 81
								85	H	Wright St.	65 70	125	H	IUPUI	50 75
												155	H	Bradley	65 67
												177	A	Eastern Mich.	63 69
												189	A	Ball St.	62 67
												190	H	Illinois St.	67 63
												192	A	Milwaukee	53 59
												249	A	Marshall	64 86
												255	A	San Diego	82 83
												288	H	Northern Ky.	76 47
												290	A	Oakland	64 62
												333	H	UIC	71 53
												335	A	Detroit Mercy	67 49

LAST 12 Division I GAMES:															
192	A	Milwaukee	53 59	116	A	Youngstown St.	55 73								
80	A	Green Bay	53 62	85	H	Wright St.	65 70								
333	H	UIC	71 53	288	H	Northern Ky.	76 47								
125	H	IUPUI	50 75	155	H	Bradley	65 67								
335	A	Detroit Mercy	67 49	249	A	Marshall	64 86								
290	A	Oakland	64 62	84	H	Toledo	60 65								

Non-Div I Games: Lake Erie 79 49 Salem (WV) 113 81 Cleveland and St.

Average RPI Win: 275		WON-LOST RECORD	WINNING PCT. RANK	LAST 10 GAMES	STRENGTH OF SCHEDULE	OPP. STRENGTH OF SCHEDULE	TEAM RPI	ADJ. RPI	CONF. RPI	ADJ CONF. RPI
Average RPI Loss: 115										
DIV. I ONLY		7- 9	210	2-8	156	265	205	205	14	14
DIV. I NON-CONF.		6- 3	91	0- 0	287	328	187	187	15	15
TOTALS		RPI 1-25	RPI 26-50	W-L RECORDS	RPI 51-100	RPI 101-150	RPI 150+			
7- 9	0- 0		0- 0	OVERALL	0- 3	0- 4	7- 2			
5- 3	0- 0		0- 0	HOME	0- 1	0- 2	5- 0			
2- 4	0- 0		0- 0	AWAY	0- 0	0- 2	2- 2			
0- 2	0- 0		0- 0	NEUTRAL	0- 2	0- 0	0- 0			
6- 3	0- 0		0- 0	NON-CONFERENCE	0- 2	0- 0	6- 1			
4- 0	0- 0		0- 0	HOME	0- 0	0- 0	4- 0			
2- 1	0- 0		0- 0	AWAY	0- 0	0- 0	2- 1			
0- 2	0- 0		0- 0	NEUTRAL	0- 2	0- 0	0- 0			
1- 6	0- 0		0- 0	CONFERENCE	0- 1	0- 4	1- 1			
1- 3	0- 0		0- 0	HOME	0- 1	0- 2	1- 0			
0- 3	0- 0		0- 0	AWAY	0- 0	0- 2	0- 1			
0- 0	0- 0		0- 0	NEUTRAL	0- 0	0- 0	0- 0			

RPI 1-25				RPI 26-50				RPI 51-100				RPI 101+				Team's RPI: 205	
RPI	S	Opponent	Score	RPI	S	Opponent	Score	RPI	S	Opponent	Score	RPI	S	Opponent	Score		
								58	N	Auburn	78	84	101	H	Troy	81	82
								59	N	Rice	52	56	112	A	UT Arlington	53	79
								76	H	Little Rock	47	60	130	A	Appalachian St.	53	67
													137	H	South Alabama	78	88
													179	A	Texas St.	58	73
													184	A	UC Riverside	43	62
													185	H	Arkansas St.	88	72
													223	H	Memphis	90	71
													228	H	Bowling Green	81	80
													294	H	South Carolina St.	57	44
													318	A	UNC Greensboro	78	71
													330	H	Western Caro.	77	59
													349	A	N.C. Central	89	66
LAST 12 Division I GAMES:																	
								112	A	UT Arlington	53	79	185	H	Arkansas St.	88	72
								179	A	Texas St.	58	73	76	H	Little Rock	47	60
								137	H	South Alabama	78	88	130	A	Appalachian St.	53	67
								101	H	Troy	81	82	58	N	Auburn	78	84
								318	A	UNC Greensboro	78	71	349	A	N.C. Central	89	66
								59	N	Rice	52	56	223	H	Memphis	90	71

Coastal Caro.

Average RPI Win:	276	WON-LOST	WINNING	LAST 10	STRENGTH OF	OPP. STRENGTH	TEAM	ADJ.	CONF.	ADJ CONF.
Average RPI Loss:	191	RECORD	PCT. RANK	GAMES	SCHEDULE	OF SCHEDULE	RPI	RPI	RPI	RPI
DIV. I ONLY	4- 12	293	3-7	223	337	291	291	10	10	
DIV. I NON-CONF.	3- 7	256	0- 0	325	351	335	335	12	12	

TOTALS	RPI 1-25	RPI 26-50	W-L RECORDS	RPI 51-100	RPI 101-150	RPI 150+				
4- 12	0- 0	0- 1	OVERALL	0- 0	1- 4	3- 7				
2- 5	0- 0	0- 1	HOME	0- 0	0- 1	2- 3				
2- 7	0- 0	0- 0	AWAY	0- 0	1- 3	1- 4				
0- 0	0- 0	0- 0	NEUTRAL	0- 0	0- 0	0- 0				
3- 7	0- 0	0- 0	NON-CONFERENCE	0- 0	0- 1	3- 6				
2- 3	0- 0	0- 0	HOME	0- 0	0- 0	2- 3				
1- 4	0- 0	0- 0	AWAY	0- 0	0- 1	1- 3				
0- 0	0- 0	0- 0	NEUTRAL	0- 0	0- 0	0- 0				
1- 5	0- 0	0- 1	CONFERENCE	0- 0	1- 3	0- 1				
0- 2	0- 0	0- 1	HOME	0- 0	0- 1	0- 0				
1- 3	0- 0	0- 0	AWAY	0- 0	1- 2	0- 1				
0- 0	0- 0	0- 0	NEUTRAL	0- 0	0- 0	0- 0				

RPI	S	Opponent	Score	RPI	S	Opponent	Score	RPI	S	Opponent	Score	RPI	S	Opponent	Score
47	H	James Madison	50 91									103	H	Towson	61 77
												123	A	Drexel	53 76
												130	A	Appalachian St.	66 80
												139	A	UNCW	49 71
												145	A	William & Mary	66 54
												191	A	Elon	68 76
												193	A	George Mason	52 66
												233	H	Furman	67 70
												251	A	Campbell	65 66
												277	A	Wofford	58 78
												278	H	Winthrop	64 71
												294	H	South Carolina St.	75 51
												326	H	Presbyterian	65 71
												329	A	Lipscomb	65 63
												334	H	Charleston So.	79 52
LAST 12 Division I GAMES:															
145	A	William & Mary	66 54	123	A	Drexel	53 76								
191	A	Elon	68 76	47	H	James Madison	50 91								
139	A	UNCW	49 71	103	H	Towson	61 77								
193	A	George Mason	52 66	329	A	Lipscomb	65 63								
326	H	Presbyterian	65 71	130	A	Appalachian St.	66 80								
334	H	Charleston So.	79 52	278	H	Winthrop	64 71								

Non-Div I Games: North Greenville 95 62

Col. of Charleston

■ Loss,
 ■ Non-Conf, S Site,
 ■ Home
 ■ Away
 N Neutral

C
o
l
g
a
t
e

Colgate				Through Games Of Jan. 26, 2019																
Average RPI Win:		271	WON-LOST RECORD		WINNING PCT. RANK		LAST 10 GAMES		STRENGTH OF SCHEDULE		OPP. STRENGTH OF SCHEDULE		TEAM RPI		ADJ. RPI		CONF. RPI		ADJ CONF. RPI	
Average RPI Loss:		173																		
DIV. I ONLY		8- 10		203		4-6		263		301		237		237		19		19		
DIV. I NON-CONF.		4- 6		212		0- 0		319		339		292		292		22		22		
TOTALS		RPI 1-25		RPI 26-50		W-L RECORDS		RPI 51-100		RPI 101-150		RPI 150+								
8- 10		0- 0		0- 0		OVERALL		0- 1		0- 4		8- 5								
5- 3		0- 0		0- 0		HOME		0- 1		0- 0		5- 2								
3- 7		0- 0		0- 0		AWAY		0- 0		0- 4		3- 3								
0- 0		0- 0		0- 0		NEUTRAL		0- 0		0- 0		0- 0								
4- 6		0- 0		0- 0		NON-CONFERENCE		0- 0		0- 2		4- 4								
3- 1		0- 0		0- 0		HOME		0- 0		0- 0		3- 1								
1- 5		0- 0		0- 0		AWAY		0- 0		0- 2		1- 3								
0- 0		0- 0		0- 0		NEUTRAL		0- 0		0- 0		0- 0								
4- 4		0- 0		0- 0		CONFERENCE		0- 1		0- 2		4- 1								
2- 2		0- 0		0- 0		HOME		0- 1		0- 0		2- 1								
2- 2		0- 0		0- 0		AWAY		0- 0		0- 2		2- 0								
0- 0		0- 0		0- 0		NEUTRAL		0- 0		0- 0		0- 0								
RPI 1-25				RPI 26-50				RPI 51-100				RPI 101+				Team's RPI: 237				
RPI	S	Opponent	Score	RPI	S	Opponent	Score	RPI	S	Opponent	Score	RPI	S	Opponent	Score					
								54	H	Bucknell I	62	90								
												104	A	Yale	61	80				
												106	A	Ameri can	57	76				
												108	A	Dayton	58	67				
												128	A	Lehi gh	58	86				
												163	A	Boston U.	81	72				
												193	A	George Mason	61	64				
												210	A	Hol y Cross	70	67				
												222	H	Navy	49	62				
												238	A	Ni agara	69	74				
												242	H	Col umbi a	84	71				
												258	A	Si ena	53	55				
												280	H	Cani si us	67	53				
												299	A	UMass Lowel l	61	52				
												300	H	Loyol a Maryl and	73	64				
												317	H	NJIT	53	71				
												325	H	Lafayette	60	49				
												345	H	Fai rlei gh Di cki nson	71	52				
LAST 12 Di vi si on I GAMES:																				
163	A	Boston U.	81	72	300	H	Loyol a Maryl and	73	64											
222	H	Navy	49	62	128	A	Lehi gh	58	86											
325	H	Lafayette	60	49	54	H	Bucknell I	62	90											
106	A	Ameri can	57	76	317	H	NJIT	53	71											
210	A	Hol y Cross	70	67	299	A	UMass Lowel l	61	52											
238	A	Ni agara	69	74	345	H	Fai rlei gh Di cki nson	71	52											

C
o
l
g
a
t
e

Non-Div I Games:

Colgate

C
o
l
o
r
a
d
o

Col orado				Through Games Of Jan. 26, 2019							
Average RPI	Win:	192	WON-LOST	WINNING	LAST 10	STRENGTH OF	OPP. STRENGTH	TEAM	ADJ.	CONF.	ADJ CONF.
Average RPI	Loss:	49	RECORD	PCT. RANK	GAMES	SCHEDULE	OF SCHEDULE	RPI	RPI	RPI	RPI
DIV. I ONLY			10- 8	133	3-7	80	55	131	131	2	2
DIV. I NON-CONF.			10- 1	18	0- 0	242	136	47	47	2	2

TOTALS		RPI 1-25	RPI 26-50		W-L RECORDS		RPI 51-100		RPI 101-150		RPI 150+
10- 8		0- 2	1- 3		OVERALL		0- 2		1- 1		8- 0
8- 4		0- 2	1- 1		HOME		0- 1		1- 0		6- 0
1- 4		0- 0	0- 2		AWAY		0- 1		0- 1		1- 0
1- 0		0- 0	0- 0		NEUTRAL		0- 0		0- 0		1- 0
10- 1		0- 0	1- 1		NON-CONFERENCE		0- 0		1- 0		8- 0
8- 0		0- 0	1- 0		HOME		0- 0		1- 0		6- 0
1- 1		0- 0	0- 1		AWAY		0- 0		0- 0		1- 0
1- 0		0- 0	0- 0		NEUTRAL		0- 0		0- 0		1- 0
0- 7		0- 2	0- 2		CONFERENCE		0- 2		0- 1		0- 0
0- 4		0- 2	0- 1		HOME		0- 1		0- 0		0- 0
0- 3		0- 0	0- 1		AWAY		0- 1		0- 1		0- 0
0- 0		0- 0	0- 0		NEUTRAL		0- 0		0- 0		0- 0

RPI 1-25				RPI 26-50				RPI 51-100				RPI 101+ Team's RPI: 131			
RPI	S	Opponent	Score	RPI	S	Opponent	Score	RPI	S	Opponent	Score	RPI	S	Opponent	Score
4	H	Stanford	69 80	28	A	Mi ami (FL)	58 73	51	H	Arizona	67 69	113	H	Northern Colo.	77 69
15	H	Arizona St.	70 76	37	A	Utah	59 78	97	A	Washington St.	48 74	121	A	Washi ngton	58 68
				37	H	Utah	61 76					156	H	Pepperdi ne	80 65
				43	H	North Carol ina	86 74					160 N	Utah St.	78 68	
												200	H	Prai ri e Vi ew	79 38
												215	H	Col orado St.	59 40
												222	H	Navy	59 43
												236	H	Samford	81 39
												250	A	Nevada	65 52
												328	H	San Jose St.	76 64

LAST 12 Division I GAMES:															
121	A	Washington	58 68	4	H	Stanford	69 80	37	A	Utah	59 78	222	H	Navy	59 43
15	H	Arizona St.	70 76	97	A	Washington St.	48 74	328	H	San Jose St.	76 64	28	A	Mi ami (FL)	58 73
51	H	Arizona	67 69												
37	H	Utah	61 76												
236	H	Samford	81 39												
200	H	Prai ri e Vi ew	79 38												

Non-Div I Games:

Colorado

C
o
l
o
r
a
d
o

Average RPI Win:	230	WON-LOST	WINNING	LAST 10	STRENGTH OF	OPP. STRENGTH	TEAM	ADJ.	CONF.	ADJ CONF.
Average RPI Loss:	112	RECORD	PCT. RANK	GAMES	SCHEDULE	OF SCHEDULE	RPI	RPI	RPI	RPI
DIV. I ONLY	5- 11	270	3-7	65	167	215	215	13	13	
DIV. I NON-CONF.	4- 5	190	0- 0	34	145	153	153	13	13	

TOTALS	RPI 1-25	RPI 26-50	W-L RECORDS	RPI 51-100	RPI 101-150	RPI 150+				
5- 11	0- 3	0- 1	OVERALL	0- 0	0- 4	5- 3				
5- 5	0- 1	0- 0	HOME	0- 0	0- 2	5- 2				
0- 6	0- 2	0- 1	AWAY	0- 0	0- 2	0- 1				
0- 0	0- 0	0- 0	NEUTRAL	0- 0	0- 0	0- 0				
4- 5	0- 3	0- 0	NON-CONFERENCE	0- 0	0- 2	4- 0				
4- 2	0- 1	0- 0	HOME	0- 0	0- 1	4- 0				
0- 3	0- 2	0- 0	AWAY	0- 0	0- 1	0- 0				
0- 0	0- 0	0- 0	NEUTRAL	0- 0	0- 0	0- 0				
1- 6	0- 0	0- 1	CONFERENCE	0- 0	0- 2	1- 3				
1- 3	0- 0	0- 0	HOME	0- 0	0- 1	1- 2				
0- 3	0- 0	0- 1	AWAY	0- 0	0- 1	0- 1				
0- 0	0- 0	0- 0	NEUTRAL	0- 0	0- 0	0- 0				

RPI 1-25				RPI 26-50				RPI 51-100				RPI 101+ Team's RPI: 215			
RPI	S	Opponent	Score	RPI	S	Opponent	Score	RPI	S	Opponent	Score	RPI	S	Opponent	Score
14	A	Gonzaga	39 50	44	A	New Mexico	58 70					113	H	Northern Colo.	47 53
15	H	Arizona St.	39 70									127	A	Fresno St.	54 57
24	A	BYU	42 51									127	H	Fresno St.	55 66
												131	A	Colorado	40 59
												160	H	Utah St.	53 72
												166	H	Denver	84 79
												208	H	UNLV	52 49
												216	H	Cornell	56 53
												232	A	Air Force	48 63
												250	H	Nevada	38 62
												260	H	Northern Ariz.	65 54
												298	H	North Florida	61 59
LAST 12 Division I GAMES:															
44	A	New Mexico	58 70	127	A	Fresno St.	54 57								
232	A	Air Force	48 63	250	H	Nevada	38 62								
127	H	Fresno St.	55 66	160	H	Utah St.	53 72								
208	H	UNLV	52 49	15	H	Arizona St.	39 70								
166	H	Denver	84 79	260	H	Northern Ariz.	65 54								
24	A	BYU	42 51	298	H	North Florida	61 59								

Non-Div I Games: Chadron St. 91 38 Eastern N.M. 72 46

Colorado St.

C
o
l
u
m
b
i
a

Columbi a				Through Games Of Jan. 26, 2019							
Average RPI	Win:	223	WON-LOST	WINNING	LAST 10	STRENGTH OF	OPP. STRENGTH	TEAM	ADJ.	CONF.	ADJ CONF.
Average RPI	Loss:	188	RECORD	PCT. RANK	GAMES	SCHEDULE	OF SCHEDULE	RPI	RPI	RPI	RPI
DIV. I ONLY			5- 10	255	3-7	185	286	242	242	11	11
DIV. I NON-CONF.			4- 9	252	0- 0	206	269	260	260	10	10

TOTALS		RPI 1-25		RPI 26-50		W-L RECORDS	RPI 51-100	RPI 101-150		RPI 150+	
5- 10		0- 0		0- 0		OVERALL	0- 1	0- 2		5- 7	
3- 3		0- 0		0- 0		HOME	0- 0	0- 1		3- 2	
2- 7		0- 0		0- 0		AWAY	0- 1	0- 1		2- 5	
0- 0		0- 0		0- 0		NEUTRAL	0- 0	0- 0		0- 0	
4- 9		0- 0		0- 0		NON-CONFERENCE	0- 1	0- 2		4- 6	
2- 3		0- 0		0- 0		HOME	0- 0	0- 1		2- 2	
2- 6		0- 0		0- 0		AWAY	0- 1	0- 1		2- 4	
0- 0		0- 0		0- 0		NEUTRAL	0- 0	0- 0		0- 0	
1- 1		0- 0		0- 0		CONFERENCE	0- 0	0- 0		1- 1	
1- 0		0- 0		0- 0		HOME	0- 0	0- 0		1- 0	
0- 1		0- 0		0- 0		AWAY	0- 0	0- 0		0- 1	
0- 0		0- 0		0- 0		NEUTRAL	0- 0	0- 0		0- 0	

C
o
l
u
m
b
i
a

RPI 1-25				RPI 26-50				RPI 51-100				RPI 101+				Team's RPI: 242	
RPI	S	Opponent	Score	RPI	S	Opponent	Score	RPI	S	Opponent	Score	RPI	S	Opponent	Score		
								77	A	Boston College	60	74	102	H	Houston	72	83
												133	A	Fordham	49	68	
												170	A	Mercer	72	68	
												171	A	Illinois	69	76	
												186	H	Hampton	88	63	
												192	A	Milwaukee	65	78	
												211	H	Cal St. Fullerton	58	61	
												216	A	Cornell	51	60	
												216	H	Cornell	65	57	
												237	A	Colgate	71	84	
												254	H	Albany (NY)	58	62	
												261	A	Hofstra	65	63	
												283	H	Army West Point	70	49	
												287	A	Saint Joseph's	61	68	

LAST 12 Division I GAMES:																	
186	H	Hampton	88	63	216	H	Cornell	65	57								
254	H	Albany (NY)	58	62	216	A	Cornell	51	60								
133	A	Fordham	49	68	170	A	Mercer	72	68								
211	H	Cal St. Fullerton	58	61	237	A	Colgate	71	84								
77	A	Boston College	60	74	102	H	Houston	72	83								
287	A	Saint Joseph's	61	68	171	A	Illinois	69	76								

Non-Div I Games:

Columbi a

Average RPI Win: **347**
 Average RPI Loss: **176**

WON-LOST
RECORD

WINNING
PCT. RANK

LAST 10
GAMES

STRENGTH OF
SCHEDULE

OPP. STRENGTH
OF SCHEDULE

TEAM
RPI

ADJ.
RPI

CONF.
RPI

ADJ CONF.
RPI

DIV. I ONLY	2- 17	340	2-8	137	335	304	304	32	32
DIV. I NON-CONF.	0- 12	336	0- 0	12	237	234	234	32	32
<hr/>									
TOTALS	RPI 1-25	RPI 26-50	W-L RECORDS	RPI 51-100	RPI 101-150	RPI 150+			
2- 17	0- 2	0- 1	OVERALL	0- 4	0- 2	2- 8			
1- 4	0- 0	0- 0	HOME	0- 0	0- 0	1- 4			
1- 12	0- 2	0- 1	AWAY	0- 4	0- 1	1- 4			
0- 1	0- 0	0- 0	NEUTRAL	0- 0	0- 1	0- 0			
0- 12	0- 2	0- 1	NON-CONFERENCE	0- 4	0- 2	0- 3			
0- 1	0- 0	0- 0	HOME	0- 0	0- 0	0- 1			
0- 10	0- 2	0- 1	AWAY	0- 4	0- 1	0- 2			
0- 1	0- 0	0- 0	NEUTRAL	0- 0	0- 1	0- 0			
2- 5	0- 0	0- 0	CONFERENCE	0- 0	0- 0	2- 5			
1- 3	0- 0	0- 0	HOME	0- 0	0- 0	1- 3			
1- 2	0- 0	0- 0	AWAY	0- 0	0- 0	1- 2			
0- 0	0- 0	0- 0	NEUTRAL	0- 0	0- 0	0- 0			

RPI 1-25				RPI 26-50				RPI 51-100				RPI 101+ Team's RPI: 304			
RPI	S	Opponent	Score	RPI	S	Opponent	Score	RPI	S	Opponent	Score	RPI	S	Opponent	Score
7	A	Mississippi St.	38 110	33	A	Ohio	62 87	67	A	Old Dominion	51 81	132	A	Minnesota	52 84
23	A	Maryland	36 93					79	A	West Virginia	37 78	148	N	UAB	61 86
								82	A	Virginia	41 55	238	A	Niagara	69 71
								88	A	FGCU	61 93	249	A	Marshall	67 88
												266	A	N.C. A&T	42 66
												273	H	Norfolk St.	63 68
												294	H	South Carolina St.	59 75
												319	H	UMBC	52 57
												339	H	Savannah St.	70 76
												346	A	Delaware St.	71 57
												347	H	Florida A&M	73 53
												349	A	N.C. Central	57 62
<hr/>															
LAST 12 Division I GAMES:															
294	H	South Carolina St.	59 75	347	H	Florida A&M	73 53	266	A	N.C. A&T	42 66	349	A	N.C. Central	57 62
273	H	Norfolk St.	63 68	238	A	Niagara	69 71	88	A	FGCU	61 93	132	A	Minnesota	52 84
346	A	Delaware St.	71 57	148	N	UAB	61 86								

Non-Div I Games:

Coppin St.

Loss, **Non-Conf**, **S Site**, **H Home** **A Away** **N Neutral**

Average RPI Win: **267**
 Average RPI Loss: **188**

WON-LOST
RECORD

WINNING
PCT. RANK

LAST 10
GAMES

STRENGTH OF
SCHEDULE

OPP. STRENGTH
OF SCHEDULE

TEAM
RPI

ADJ.
RPI

CONF.
RPI

ADJ CONF.
RPI

DIV. I ONLY	7- 6	143	5-5	317	261	216	216	11	11
DIV. I NON-CONF.	6- 5	143	0- 0	299	300	213	213	10	10
<hr/>									
TOTALS	RPI 1-25	RPI 26-50	W-L RECORDS	RPI 51-100	RPI 101-150	RPI 150+			
7- 6	0- 0	0- 0	OVERALL	0- 0	0- 2	7- 4			
6- 0	0- 0	0- 0	HOME	0- 0	0- 0	6- 0			
1- 6	0- 0	0- 0	AWAY	0- 0	0- 2	1- 4			
0- 0	0- 0	0- 0	NEUTRAL	0- 0	0- 0	0- 0			
6- 5	0- 0	0- 0	NON-CONFERENCE	0- 0	0- 2	6- 3			
5- 0	0- 0	0- 0	HOME	0- 0	0- 0	5- 0			
1- 5	0- 0	0- 0	AWAY	0- 0	0- 2	1- 3			
0- 0	0- 0	0- 0	NEUTRAL	0- 0	0- 0	0- 0			
1- 1	0- 0	0- 0	CONFERENCE	0- 0	0- 0	1- 1			
1- 0	0- 0	0- 0	HOME	0- 0	0- 0	1- 0			
0- 1	0- 0	0- 0	AWAY	0- 0	0- 0	0- 1			
0- 0	0- 0	0- 0	NEUTRAL	0- 0	0- 0	0- 0			

RPI 1-25				RPI 26-50				RPI 51-100				RPI 101+				Team's RPI: 216
RPI	S	Opponent	Score	RPI	S	Opponent	Score	RPI	S	Opponent	Score	RPI	S	Opponent	Score	
												128	A	Lehigh	54	67
												132	A	Minnesota	45	65
												165	A	Stony Brook	61	63
												186	H	Hampton	79	53
												214	H	St. Bonaventure	58	44
												215	A	Colorado St.	53	56
												242	A	Columbia	57	65
												242	H	Columbia	60	51
												248	A	Binghamton	61	72
												254	H	Albany (NY)	48	34
												299	H	UMass Lowell	63	54
												325	A	Lafayette	62	59
												346	H	Delaware St.	94	59
<hr/>																
LAST 12 Division I GAMES:																
				186	H	Hampton	79	53				242	A	Columbia	57	65
				325	A	Lafayette	62	59				242	H	Columbia	60	51
				346	H	Delaware St.	94	59				214	H	St. Bonaventure	58	44
				165	A	Stony Brook	61	63				132	A	Minnesota	45	65
				128	A	Lehigh	54	67				299	H	UMass Lowell	63	54
				215	A	Colorado St.	53	56				254	H	Albany (NY)	48	34

Non-Div I Games:

Cornell

Creighton					Through Games Of Jan. 26, 2019						
Average RPI	Win:	171	WON-LOST	WINNING	LAST 10	STRENGTH OF	OPP. STRENGTH	TEAM	ADJ.	CONF.	ADJ CONF.
Average RPI	Loss:	46	RECORD	PCT. RANK	GAMES	SCHEDULE	OF SCHEDULE	RPI	RPI	RPI	RPI
DIV. I ONLY	10- 10	169	5-5	39	34	81	81	5	5		
DIV. I NON-CONF.	6- 5	143	0- 0	95	46	91	91	4	4		

TOTALS	RPI 1-25		RPI 26-50		W-L RECORDS	RPI 51-100		RPI 101-150		RPI 150+	
10- 10	0- 3		1- 4		OVERALL	2- 3		1- 0		6- 0	
4- 5	0- 1		0- 3		HOME	2- 1		0- 0		2- 0	
4- 5	0- 2		1- 1		AWAY	0- 2		1- 0		2- 0	
2- 0	0- 0		0- 0		NEUTRAL	0- 0		0- 0		2- 0	
6- 5	0- 2		0- 2		NON-CONFERENCE	1- 1		0- 0		5- 0	
2- 2	0- 1		0- 1		HOME	1- 0		0- 0		1- 0	
2- 3	0- 1		0- 1		AWAY	0- 1		0- 0		2- 0	
2- 0	0- 0		0- 0		NEUTRAL	0- 0		0- 0		2- 0	
4- 5	0- 1		1- 2		CONFERENCE	1- 2		1- 0		1- 0	
2- 3	0- 0		0- 2		HOME	1- 1		0- 0		1- 0	
2- 2	0- 1		1- 0		AWAY	0- 1		1- 0		0- 0	
0- 0	0- 0		0- 0		NEUTRAL	0- 0		0- 0		0- 0	

RPI 1-25				RPI 26-50				Team's RPI: 81		RPI 101+	
RPI	S	Opponent	Score	RPI	S	Opponent	Score	RPI	S	Opponent	Score
12	A	Marquette	67 85	32	H	South Dakota	65 77	78	H	Provi dence	63 77
13	H	Drake	69 85	34	A	South Dakota St.	48 74	89	H	Nebraska	74 65
24	A	Florida St.	52 71	36	A	DePaul	85 82	90	A	UNI	55 65
				38	H	Butler	43 75	91	A	Seton Hall	75 82
				45	H	Villanova	52 54	95	H	Georgetown	65 38

LAST 12 Division I GAMES:											
107	A	St. John's (NY)	65 63	78	H	Provi dence	63 77	182	H	Xavi er	66 62
91	A	Seton Hall	75 82	38	H	Butler	43 75	169	N	Vanderbil t	75 55
95	H	Georgetown	65 38	182	H	Xavi er	66 62	152	N	South Fla.	83 76
45	H	Villanova	52 54	169	N	Vanderbil t	75 55	259	A	Wichi ta St.	83 71
12	A	Marquette	67 85	152	N	South Fla.	83 76	309	A	North Dakota St.	86 51
36	A	DePaul	85 82	24	A	Florida St.	52 71	311	H	Omaha	66 51

Non-Div I Games:

Creighton

Average RPI	Win:	273	WON-LOST	WINNING	LAST 10	STRENGTH OF	OPP. STRENGTH	TEAM	ADJ.	CONF.	ADJ CONF.
Average RPI	Loss:	135	RECORD	PCT. RANK	GAMES	SCHEDULE	OF SCHEDULE	RPI	RPI	RPI	RPI
DIV. I ONLY		7- 8		198	5-5	288	184	247	247	11	11
DIV. I NON-CONF.		7- 6		153	0- 1	301	254	233	233	10	10

TOTALS	RPI 1-25		RPI 26-50		W-L RECORDS	RPI 51-100		RPI 101-150		RPI 150+	
7- 8	0- 0		0- 1		OVERALL	0- 4		0- 0		7- 3	
5- 2	0- 0		0- 1		HOME	0- 1		0- 0		5- 0	
2- 4	0- 0		0- 0		AWAY	0- 2		0- 0		2- 2	
0- 2	0- 0		0- 0		NEUTRAL	0- 1		0- 0		0- 1	
7- 6	0- 0		0- 1		NON-CONFERENCE	0- 2		0- 0		7- 3	
5- 1	0- 0		0- 1		HOME	0- 0		0- 0		5- 0	
2- 3	0- 0		0- 0		AWAY	0- 1		0- 0		2- 2	
0- 2	0- 0		0- 0		NEUTRAL	0- 1		0- 0		0- 1	
0- 2	0- 0		0- 0		CONFERENCE	0- 2		0- 0		0- 0	
0- 1	0- 0		0- 0		HOME	0- 1		0- 0		0- 0	
0- 1	0- 0		0- 0		AWAY	0- 1		0- 0		0- 0	
0- 0	0- 0		0- 0		NEUTRAL	0- 0		0- 0		0- 0	

RPI 1-25				RPI 26-50				RPI 51-100				RPI 101+ Team's RPI: 247			
RPI	S	Opponent	Score	RPI	S	Opponent	Score	RPI	S	Opponent	Score	RPI	S	Opponent	Score
				30	H	Buffal o	69 75	60	A	Harvard	46 56	163	H	Boston U.	64 44
								60	H	Harvard	57 73	211	A	Cal St. Fullerton	62 67
								70	N	Mi ddl e Tenn.	58 70	248	H	Binghamton	63 39
								77	A	Boston Col lege	68 99	255	A	San Diego	76 78
												272	A	Vermont	66 42
												299	H	UMass Lowell	70 54
												300	H	Loyol a Maryl and	54 41
												302	H	Fairfi el d	59 46
												315	N	UC Santa Barbara	56 62
												324	A	New Hampshi re	62 42
LAST 12 Division I GAMES:															
				248	H	Binghamton	63 39	315	N	UC Santa Barbara	56 62				
				77	A	Boston Col lege	68 99	60	H	Harvard	57 73				
				324	A	New Hampshire	62 42	60	A	Harvard	46 56				
				30	H	Buffal o	69 75	163	H	Boston U.	64 44				
				299	H	UMass Lowell	70 54	255	A	San Diego	76 78				
				302	H	Fairfi el d	59 46	211	A	Cal St. Fullerton	62 67				

Non-Di v I Games:

Dartmouth

Average RPI Win: 197

Average RPI Loss: 151

WON-LOST
RECORDWINNING
PCT. RANKLAST 10
GAMESSTRENGTH OF
SCHEDULEOPP. STRENGTH
OF SCHEDULETEAM
RPIADJ.
RPICONF.
RPIADJ CONF.
RPIDIV. I ONLY
DIV. I NON-CONF.9- 8
5- 7144
2066-4
0- 0161
145176
166144
173144
17317
1617
16

TOTALS

RPI 1-25

RPI 26-50

W-L RECORDS

RPI 51-100

RPI 101-150

RPI 150+

9- 8 0- 1
5- 2 0- 0
4- 6 0- 1
0- 0 0- 01- 0
0- 0
1- 0
0- 0OVERALL
HOME
AWAY
NEUTRAL0- 1
0- 0
0- 1
0- 03- 1
2- 1
1- 0
0- 05- 5
3- 1
2- 4
0- 05- 7 0- 1
3- 1 0- 0
2- 6 0- 1
0- 0 0- 01- 0
0- 0
1- 0
0- 0NON-CONFERENCE
HOME
AWAY
NEUTRAL0- 1
0- 0
0- 1
0- 02- 1
2- 1
0- 0
0- 02- 4
1- 0
1- 4
0- 04- 1 0- 0
2- 1 0- 0
2- 0 0- 0
0- 0 0- 00- 0
0- 0
0- 0
0- 0CONFERENCE
HOME
AWAY
NEUTRAL0- 0
0- 0
0- 0
0- 01- 0
0- 0
1- 0
0- 03- 1
2- 1
1- 0
0- 0

RPI 1-25

RPI 26-50

RPI 51-100

RPI 101+

Team's RPI: 144

RPI S Opponent Score
6 A NC State 45 75RPI S Opponent Score
40 A Clemson 90 80RPI S Opponent Score
83 A Princeton 57 65

RPI	S	Opponent	Score
130	H	Appalachian St.	78 81
142	A	Duquesne	62 47
145	H	William & Mary	76 65
146	H	High Point	71 62
164	A	Charlotte	66 78
173	A	Rhode Island	77 67
191	A	Elon	72 73
193	H	George Mason	67 59
196	H	Massachusetts	58 70
199	A	UNC Asheville	56 69
241	A	Gardner-Webb	49 54
271	H	Richmond	78 55
326	H	Presbyterian	83 56
334	A	Charleston So.	72 34

LAST 12 Division I GAMES:

142	A	Duquesne	62 47
193	H	George Mason	67 59
6	A	NC State	45 75
164	A	Charlotte	66 78
326	H	Presbyterian	83 56
40	A	Clemson	90 80

196	H	Massachusetts	58 70
271	H	Richmond	78 55
173	A	Rhode Island	77 67
191	A	Elon	72 73
83	A	Princeton	57 65
146	H	High Point	71 62

Non-Div I Games:

Queens (NC)

80 47

Davidson

Average RPI Win: 173

Average RPI Loss: 85

WON-LOST
RECORDWINNING
PCT. RANKLAST 10
GAMESSTRENGTH OF
SCHEDULEOPP. STRENGTH
OF SCHEDULETEAM
RPIADJ.
RPICONF.
RPIADJ CONF.
RPIDIV. I ONLY
DIV. I NON-CONF.9- 8
5- 6144
1777-3
0- 064
17104
63108
76108
7617
1617
16

TOTALS

RPI 1-25

RPI 26-50

W-L RECORDS

RPI 51-100

RPI 101-150

RPI 150+

9- 8
7- 1
1- 6
1- 10- 2
0- 0
0- 2
0- 02- 1
1- 0
0- 1
1- 0OVERALL
HOME
AWAY
NEUTRAL1- 3
1- 1
0- 1
0- 11- 0
1- 0
0- 0
0- 05- 2
4- 0
1- 2
0- 05- 6
4- 1
0- 4
1- 10- 2
0- 0
0- 2
0- 02- 1
1- 0
0- 1
1- 0NON-CONFERENCE
HOME
AWAY
NEUTRAL1- 3
1- 1
0- 1
0- 10- 0
0- 0
0- 0
0- 02- 0
2- 0
0- 0
0- 04- 2
3- 0
1- 2
0- 00- 0
0- 0
0- 0
0- 00- 0
0- 0
0- 0
0- 0CONFERENCE
HOME
AWAY
NEUTRAL0- 0
0- 0
0- 0
0- 01- 0
1- 0
0- 0
0- 03- 2
2- 0
1- 2
0- 0

RPI 1-25

RPI 26-50

RPI 51-100

RPI 101+

Team's RPI: 108

RPI	S	Opponent	Score
18	A	South Carolina	55 65
23	A	Maryland	71 82

RPI	S	Opponent	Score
30	H	Buffalo	72 59
35	N	Georgia Tech	85 66
47	A	James Madison	55 68

RPI	S	Opponent	Score
53	H	Northeastern	79 84
75	N	Virginia Tech	57 69
80	A	Green Bay	35 51
84	H	Toledo	70 49

RPI	S	Opponent	Score
133	H	Fordham	72 50
187	A	George Washington	45 46
196	H	Massachusetts	75 47
198	A	Saint Louis	65 68
214	A	St. Bonaventure	62 49
237	H	Colgate	67 58
289	H	La Salle	84 45
340	H	Evansville	69 30

LAST 12 Division I GAMES:

187	A	George Washington	45 46	198	A	Saint Louis	65 68
196	H	Massachusetts	75 47	133	H	Fordham	72 50
289	H	La Salle	84 45	214	A	St. Bonaventure	62 49
35	N	Georgia Tech	85 66	30	H	Buffalo	72 59
75	N	Virginia Tech	57 69	47	A	James Madison	55 68
340	H	Evansville	69 30	18	A	South Carolina	55 65

Dayton

Dayton

Non-Div I Games:

Dayton

Loss,
 Non-Conf,
 S Site,
 H Home
 A Away
 N Neutral

Average RPI Win:	132	WON-LOST	WINNING	LAST 10	STRENGTH OF	OPP. STRENGTH	TEAM	ADJ.	CONF.	ADJ CONF.
Average RPI Loss:	34	RECORD	PCT. RANK	GAMES	SCHEDULE	OF SCHEDULE	RPI	RPI	RPI	RPI
DIV. I ONLY	14- 6	71	7-3	44	9	36	36	5	5	
DIV. I NON-CONF.	9- 3	61	0- 0	97	8	38	38	4	4	

TOTALS	RPI 1-25	RPI 26-50	W-L RECORDS	RPI 51-100	RPI 101-150	RPI 150+				
14- 6	0- 4	3- 0	OVERALL	5- 2	2- 0	4- 0				
7- 3	0- 1	0- 0	HOME	3- 2	1- 0	3- 0				
5- 2	0- 2	2- 0	AWAY	1- 0	1- 0	1- 0				
2- 1	0- 1	1- 0	NEUTRAL	1- 0	0- 0	0- 0				
9- 3	0- 3	1- 0	NON-CONFERENCE	3- 0	1- 0	4- 0				
5- 1	0- 1	0- 0	HOME	2- 0	0- 0	3- 0				
2- 1	0- 1	0- 0	AWAY	0- 0	1- 0	1- 0				
2- 1	0- 1	1- 0	NEUTRAL	1- 0	0- 0	0- 0				
5- 3	0- 1	2- 0	CONFERENCE	2- 2	1- 0	0- 0				
2- 2	0- 0	0- 0	HOME	1- 2	1- 0	0- 0				
3- 1	0- 1	2- 0	AWAY	1- 0	0- 0	0- 0				
0- 0	0- 0	0- 0	NEUTRAL	0- 0	0- 0	0- 0				

RPI 1-25				RPI 26-50				RPI 51-100				RPI 101+			
RPI	S	Opponent	Score	RPI	S	Opponent	Score	RPI	S	Opponent	Score	RPI	S	Opponent	Score
1	H	Notre Dame	77 101	38	A	Butler	86 78	68	H	Northwestern	76 60	107	H	St. John's (NY)	73 64
8	A	UConn	63 99	42	N	Kansas St.	79 59	78	H	Provi dence	88 62	140	A	Okl ahoma	87 76
9	N	Syracuse	81 83	45	A	Vi llanova	66 59	80	H	Green Bay	73 64	217	H	Templ e	102 88
12	A	Marquette	63 96					81	H	Creighton	82 85	218	A	Loyol a Chi cago	102 76
								83	N	Princet on	82 67	292	H	Tennessee St.	95 73
								91	H	Seton Hall	73 84	339	H	Savannah St.	124 61
								95	A	Georgetown	69 64				
LAST 12 Division I GAMES:															
45	A	Vi llanova	66 59	38	A	Butler	86 78								
95	A	Georgetown	69 64	91	H	Seton Hall	73 84								
12	A	Marquette	63 96	107	H	St. John's (NY)	73 64								
78	H	Provi dence	88 62	292	H	Tennessee St.	95 73								
81	H	Crei ghton	82 85	140	A	Okl ahoma	87 76								
218	A	Loyol a Chi cago	102 76	68	H	Northwestern	76 60								

Non-Div I Games:

DePaul

Delaware

Del aware				Through Games Of Jan. 26, 2019							
Average RPI	Win:	257	WON-LOST	WINNING	LAST 10	STRENGTH OF	OPP. STRENGTH	TEAM	ADJ.	CONF.	ADJ CONF.
Average RPI	Loss:	102	RECORD	PCT. RANK	GAMES	SCHEDULE	OF SCHEDULE	RPI	RPI	RPI	RPI
DIV. I ONLY			7- 11	235	4-6	62	262	181	181	10	10
DIV. I NON-CONF.			5- 7	206	1- 0	123	316	201	201	12	12

TOTALS		RPI 1-25		RPI 26-50	W-L RECORDS	RPI 51-100		RPI 101-150		RPI 150+	
7- 11		0- 2		0- 1	OVERALL	0- 2		1- 2		6- 4	
3- 5		0- 2		0- 1	HOME	0- 0		1- 2		2- 0	
2- 4		0- 0		0- 0	AWAY	0- 2		0- 0		2- 2	
2- 2		0- 0		0- 0	NEUTRAL	0- 0		0- 0		2- 2	
5- 7		0- 2		0- 0	NON-CONFERENCE	0- 1		0- 0		5- 4	
2- 2		0- 2		0- 0	HOME	0- 0		0- 0		2- 0	
1- 3		0- 0		0- 0	AWAY	0- 1		0- 0		1- 2	
2- 2		0- 0		0- 0	NEUTRAL	0- 0		0- 0		2- 2	
2- 4		0- 0		0- 1	CONFERENCE	0- 1		1- 2		1- 0	
1- 3		0- 0		0- 1	HOME	0- 0		1- 2		0- 0	
1- 1		0- 0		0- 0	AWAY	0- 1		0- 0		1- 0	
0- 0		0- 0		0- 0	NEUTRAL	0- 0		0- 0		0- 0	

Delaware

RPI 1-25				RPI 26-50				RPI 51-100				RPI 101+				Team's RPI: 181
RPI	S	Opponent	Score	RPI	S	Opponent	Score	RPI	S	Opponent	Score	RPI	S	Opponent	Score	
17	H	UCF	60 71	47	H	James Madison	43 68	53	A	Northeastern	62 75	103	H	Towson	48 56	
23	H	Maryland	53 77					90	A	UNI	67 79	123	H	Drexel	40 57	
												139	H	UNCW	65 53	
												151	N	Montana St.	60 69	
												155	N	Bradley	47 59	
												163	A	Boston U.	61 72	
												193	A	George Mason	46 72	
												201	N	Nicholls St.	71 56	
												241	H	Gardner-Webb	69 45	
												261	A	Hofstra	78 59	
												287	H	Saint Joseph's	48 39	
												325	N	Lafayette	65 47	
												346	A	Delaware St.	85 77	

LAST 12 Division I GAMES:																
53	A	Northeastern	62 75	325	N	Lafayette	65 47	201	N	Nicholls St.	71 56	139	H	UNCW	65 53	
261	A	Hofstra	78 59	241	H	Gardner-Webb	69 45	23	H	Maryland	53 77	151	N	Montana St.	60 69	
123	H	Drexel	40 57	17	H	UCF	60 71	163	A	Boston U.	61 72	155	N	Bradley	47 59	
103	H	Towson	48 56					193	A	George Mason	46 72	201	N	Nicholls St.	71 56	
47	H	James Madison	43 68					241	H	Gardner-Webb	69 45	261	A	Hofstra	78 59	
287	H	Saint Joseph's	48 39					287	H	Saint Joseph's	48 39	325	N	Lafayette	65 47	

Non-Div I Games:

Del aware

Average RPI Win:	349	WON-LOST	WINNING	LAST 10	STRENGTH OF	OPP. STRENGTH	TEAM	ADJ.	CONF.	ADJ CONF.
Average RPI Loss:	218	RECORD	PCT. RANK	GAMES	SCHEDULE	OF SCHEDULE	RPI	RPI	RPI	RPI
DIV. I ONLY	1- 15	344	1-9	301	343	346	346	32	32	
DIV. I NON-CONF.	0- 9	336	0- 0	179	259	334	334	32	32	

TOTALS	RPI 1-25	RPI 26-50	W-L RECORDS	RPI 51-100	RPI 101-150	RPI 150+				
1- 15	0- 0	0- 1	OVERALL	0- 0	0- 2	1- 12				
1- 4	0- 0	0- 1	HOME	0- 0	0- 0	1- 3				
0- 11	0- 0	0- 0	AWAY	0- 0	0- 2	0- 9				
0- 0	0- 0	0- 0	NEUTRAL	0- 0	0- 0	0- 0				
0- 9	0- 0	0- 1	NON-CONFERENCE	0- 0	0- 2	0- 6				
0- 2	0- 0	0- 1	HOME	0- 0	0- 0	0- 1				
0- 7	0- 0	0- 0	AWAY	0- 0	0- 2	0- 5				
0- 0	0- 0	0- 0	NEUTRAL	0- 0	0- 0	0- 0				
1- 6	0- 0	0- 0	CONFERENCE	0- 0	0- 0	1- 6				
1- 2	0- 0	0- 0	HOME	0- 0	0- 0	1- 2				
0- 4	0- 0	0- 0	AWAY	0- 0	0- 0	0- 4				
0- 0	0- 0	0- 0	NEUTRAL	0- 0	0- 0	0- 0				

RPI 1-25				RPI 26-50				RPI 51-100				RPI 101+				Team's RPI: 346
RPI	S	Opponent	Score	RPI	S	Opponent	Score	RPI	S	Opponent	Score	RPI	S	Opponent	Score	
				47	H	James Madison	57 103					107	A	St. John's (NY)	44 82	
												136	A	VCU	55 97	
												181	H	Delaware	77 85	
												182	A	Xavier	59 80	
												216	A	Cornell	59 94	
												217	A	Temple	61 75	
												226	A	Howard	62 78	
												246	A	Robert Morris	63 64	
												249	A	Marshall	63 75	
												266	H	N. C. A&T	47 67	
												270	A	Bethune-Cookman	55 67	
												273	A	Norfolk St.	50 63	
												304	H	Coppin St.	57 71	
												347	A	Florida A&M	52 57	
												349	H	N. C. Central	71 61	
LAST 12 Division I GAMES:																
349	H	N. C. Central	71 61	226	A	Howard	62 78									
266	H	N. C. A&T	47 67	347	A	Florida A&M	52 57									
304	H	Coppin St.	57 71	270	A	Bethune-Cookman	55 67									
273	A	Norfolk St.	50 63	246	A	Robert Morris	63 64									
136	A	VCU	55 97	216	A	Cornell	59 94									
249	A	Marshall	63 75	182	A	Xavier	59 80									

Non-Div I Games: Post 65 53 Cheyney 79 59

Delaware St.

D
e
n
v
e
r

Denver				Through Games Of Jan. 26, 2019						
Average RPI Win:	183	WON-LOST	WINNING	LAST 10	STRENGTH OF	OPP. STRENGTH	TEAM	ADJ.	CONF.	ADJ CONF.
Average RPI Loss:	165	RECORD	PCT. RANK	GAMES	SCHEDULE	OF SCHEDULE	RPI	RPI	RPI	RPI
DIV. I ONLY	12- 9	132	5-5	233	138	166	166	18	18	
DIV. I NON-CONF.	7- 6	153	0- 0	201	91	167	167	17	17	

TOTALS	RPI 1-25	RPI 26-50	W-L RECORDS	RPI 51-100	RPI 101-150	RPI 150+				
12- 9	0- 0	1- 1	OVERALL	1- 2	2- 1	8- 5				
10- 1	0- 0	1- 0	HOME	1- 0	2- 0	6- 1				
2- 8	0- 0	0- 1	AWAY	0- 2	0- 1	2- 4				
0- 0	0- 0	0- 0	NEUTRAL	0- 0	0- 0	0- 0				
7- 6	0- 0	0- 0	NON-CONFERENCE	1- 2	2- 1	4- 3				
6- 1	0- 0	0- 0	HOME	1- 0	2- 0	3- 1				
1- 5	0- 0	0- 0	AWAY	0- 2	0- 1	1- 2				
0- 0	0- 0	0- 0	NEUTRAL	0- 0	0- 0	0- 0				
5- 3	0- 0	1- 1	CONFERENCE	0- 0	0- 0	4- 2				
4- 0	0- 0	1- 0	HOME	0- 0	0- 0	3- 0				
1- 3	0- 0	0- 1	AWAY	0- 0	0- 0	1- 2				
0- 0	0- 0	0- 0	NEUTRAL	0- 0	0- 0	0- 0				

D
e
n
v
e
r

RPI 1-25				RPI 26-50				RPI 51-100				RPI 101+ Team's RPI: 166			
RPI	S	Opponent	Score	RPI	S	Opponent	Score	RPI	S	Opponent	Score	RPI	S	Opponent	Score
				32	H	South Dakota	104 99	63	A	Wyoming	74 78	106	H	American	83 54
				34	A	South Dakota St.	59 76	69	H	Lamar University	117 110	113	A	Northern Colo.	66 74
								89	A	Nebraska	71 96	117	H	Loyola Marymount	104 75
												172	A	New Mexico St.	64 66
												175	H	Oral Roberts	93 76
												194	H	UMKC	92 75
												213	H	North Dakota	87 66
												214	H	St. Bonaventure	76 62
												215	A	Colorado St.	79 84
												219	A	Southern Utah	71 70
												229	A	Western Ill.	78 87
												232	H	Air Force	92 66
												236	H	Samford	83 87
												309	H	North Dakota St.	81 54
												311	A	Omaha	95 68
												331	A	Purdue Fort Wayne	55 70

LAST 12 Division I GAMES:															
				34	A	South Dakota St.	59 76	331	A	Purdue Fort Wayne	55 70				
				213	H	North Dakota	87 66	175	H	Oral Roberts	93 76				
				32	H	South Dakota	104 99	309	H	North Dakota St.	81 54				
				229	A	Western Ill.	78 87	236	H	Samford	83 87				
				311	A	Omaha	95 68	89	A	Nebraska	71 96				
				215	A	Colorado St.	79 84	172	A	New Mexico St.	64 66				

Non-Div I Games:

Denver

Average RPI Win: 338 WON-LOST RECORD WINNING PCT. RANK LAST 10 GAMES STRENGTH OF SCHEDULE OPP. STRENGTH OF SCHEDULE TEAM RPI ADJ. RPI CONF. RPI ADJ CONF. RPI

DIV. I ONLY	2- 16	335	1-9	308	210	335	335	21	21
DIV. I NON-CONF.	1- 9	326	0- 0	262	244	330	330	19	19
TOTALS	RPI 1-25	RPI 26-50	W-L RECORDS	RPI 51-100	RPI 101-150	RPI 150+			
2- 16	0- 0	0- 0	OVERALL	0- 4	0- 3	2- 9			
0- 7	0- 0	0- 0	HOME	0- 2	0- 1	0- 4			
2- 9	0- 0	0- 0	AWAY	0- 2	0- 2	2- 5			
0- 0	0- 0	0- 0	NEUTRAL	0- 0	0- 0	0- 0			
1- 9	0- 0	0- 0	NON-CONFERENCE	0- 3	0- 1	1- 5			
0- 3	0- 0	0- 0	HOME	0- 1	0- 0	0- 2			
1- 6	0- 0	0- 0	AWAY	0- 2	0- 1	1- 3			
0- 0	0- 0	0- 0	NEUTRAL	0- 0	0- 0	0- 0			
1- 7	0- 0	0- 0	CONFERENCE	0- 1	0- 2	1- 4			
0- 4	0- 0	0- 0	HOME	0- 1	0- 1	0- 2			
1- 3	0- 0	0- 0	AWAY	0- 0	0- 1	1- 2			
0- 0	0- 0	0- 0	NEUTRAL	0- 0	0- 0	0- 0			

RPI S Opponent	Score	RPI S Opponent	Score	RPI S Opponent	Score	RPI S Opponent	Score
				61 A Michigan	62 95	114 A Ohio St.	41 55
				80 H Green Bay	40 65	116 H Youngstown St.	59 85
				84 A Toledo	60 77	125 A IUPUI	47 82
				85 H Miami (OH)	59 78	177 A Eastern Mich.	53 60
						192 H Milwaukee	44 62
						218 A Loyola Chicago	43 52
						228 A Bowling Green	73 79
						265 H Cleveland St.	49 67
						279 H Western Mich.	44 54
						288 A Northern Ky.	56 68
						290 A Oakland	67 74
						311 H Omaha	42 51
						333 A UIC	42 36
						342 A Manhattan	58 56
LAST 12 Division I GAMES:							
333 A UIC	42 36	288 A Northern Ky.	56 68				
125 A IUPUI	47 82	192 H Milwaukee	44 62				
290 A Oakland	67 74	80 H Green Bay	40 65				
265 H Cleveland St.	49 67	228 A Bowling Green	73 79				
116 H Youngstown St.	59 85	279 H Western Mich.	44 54				
84 A Toledo	60 77	177 A Eastern Mich.	53 60				

Non-Div I Games: Mich. -Dearborn 68 60

Detroit Mercy

Average RPI Win: 134

Average RPI Loss: 14

WON-LOST
RECORDWINNING
PCT. RANKLAST 10
GAMESSTRENGTH OF
SCHEDULEOPP. STRENGTH
OF SCHEDULETEAM
RPIADJ.
RPICONF.
RPIADJ CONF.
RPIDIV. I ONLY
DIV. I NON-CONF.13- 4
7- 442
1097-3
1- 013
826
113
1213
1212
1412
14

TOTALS

RPI 1-25

RPI 26-50

W-L RECORDS

RPI 51-100

RPI 101-150

RPI 150+

13- 4

2- 3

1- 1

OVERALL

3- 0

0- 0

7- 0

4- 1

0- 1

1- 0

HOME

0- 0

0- 0

3- 0

7- 2

0- 1

0- 1

AWAY

3- 0

0- 0

4- 0

2- 1

2- 1

0- 0

NEUTRAL

0- 0

0- 0

0- 0

7- 4

2- 3

1- 1

NON-CONFERENCE

2- 0

0- 0

2- 0

2- 1

0- 1

1- 0

HOME

0- 0

0- 0

1- 0

3- 2

0- 1

0- 1

AWAY

2- 0

0- 0

1- 0

2- 1

2- 1

0- 0

NEUTRAL

0- 0

0- 0

0- 0

6- 0

0- 0

0- 0

CONFERENCE

1- 0

0- 0

5- 0

2- 0

0- 0

0- 0

HOME

0- 0

0- 0

2- 0

4- 0

0- 0

0- 0

AWAY

1- 0

0- 0

3- 0

0- 0

0- 0

0- 0

NEUTRAL

0- 0

0- 0

0- 0

RPI 1-25

Team's RPI: 13

RPI 26-50

RPI 51-100

RPI 101+

RPI	S	Opponent	Score
1	N	Notre Dame	64 82
10	H	Iowa	82 91
11	A	Iowa St.	81 86
16	N	Rutgers	69 59
18	N	South Carolina	90 85

RPI	S	Opponent	Score
32	H	South Dakota	76 64
34	A	South Dakota St.	71 80

RPI	S	Opponent	Score
81	A	Creighton	85 69
89	A	Nebraska	83 77
90	A	UNI	88 64

RPI	S	Opponent	Score
155	A	Bradley	92 63
157	A	Indiana St.	70 68
159	H	CSUN	73 63
190	A	Illinois St.	82 64
218	H	Loyola Chicago	69 60
229	A	Western Ill.	98 71
308	H	Valparaiso	84 53

LAST 12 Division I GAMES:

90	A	UNI	88 64	18	N	South Carolina	90 85
308	H	Valparaiso	84 53	1	N	Notre Dame	64 82
218	H	Loyola Chicago	69 60	157	A	Indiana St.	70 68
190	A	Illinois St.	82 64	11	A	Iowa St.	81 86
155	A	Bradley	92 63	34	A	South Dakota St.	71 80
10	H	Iowa	82 91	81	A	Creighton	85 69

Non-Div I Games:

Clarke

91 43

Drake

Loss,
 Non-Conf, S Site,
 H Home
A Away
 N Neutral

Average RPI Win: 233

Average RPI Loss: 77

WON-LOST
RECORDWINNING
PCT. RANKLAST 10
GAMESSTRENGTH OF
SCHEDULEOPP. STRENGTH
OF SCHEDULETEAM
RPIADJ.
RPICONF.
RPIADJ CONF.
RPIDIV. I ONLY
DIV. I NON-CONF.12- 5
8- 369
726-4
1- 0174
222213
260123
122123
12210
1210
12

TOTALS

RPI 1-25

RPI 26-50

W-L RECORDS

RPI 51-100

RPI 101-150

RPI 150+

12- 5

0- 0

0- 1

OVERALL

2- 3

0- 1

10- 0

4- 4

0- 0

0- 1

HOME

1- 2

0- 1

3- 0

7- 0

0- 0

0- 0

AWAY

1- 0

0- 0

6- 0

1- 1

0- 0

0- 0

NEUTRAL

0- 1

0- 0

1- 0

8- 3

0- 0

0- 0

NON-CONFERENCE

1- 3

0- 0

7- 0

3- 2

0- 0

0- 0

HOME

1- 2

0- 0

2- 0

4- 0

0- 0

0- 0

AWAY

0- 0

0- 0

4- 0

1- 1

0- 0

0- 0

NEUTRAL

0- 1

0- 0

1- 0

4- 2

0- 0

0- 1

CONFERENCE

1- 0

0- 1

3- 0

1- 2

0- 0

0- 1

HOME

0- 0

0- 1

1- 0

3- 0

0- 0

0- 0

AWAY

1- 0

0- 0

2- 0

0- 0

0- 0

0- 0

NEUTRAL

0- 0

0- 0

0- 0

RPI 1-25

RPI 26-50

RPI 51-100

RPI 101+

Team's RPI: 123

RPI S Opponent Score

RPI S Opponent Score

RPI S Opponent Score

RPI S Opponent Score

47 H James Madison 35 51

53 A Northeastern 61 59

103 H Towson 54 55

54 H Bucknell 64 42

181 A Delaware 57 40

57 H Quinnipiac 52 56

241 H Gardner-Webb 65 48

85 N Wright St. 63 71

258 N Siena 51 39

94 H Penn 39 55

261 A Hofstra 61 49

271 A Richmond 58 35

272 A Vermont 60 44

287 H Saint Joseph's 51 34

289 A La Salle 58 43

291 H Col. of Charleston 76 53

342 A Manhattan 53 39

LAST 12 Division I GAMES:

53 A Northeastern 61 59

272 A Vermont 60 44

181 A Delaware 57 40

291 H Col. of Charleston 76 53

47 H James Madison 35 51

261 A Hofstra 61 49

103 H Towson 54 55

241 H Gardner-Webb 65 48

271 A Richmond 58 35

85 N Wright St. 63 71

94 H Penn 39 55

342 A Manhattan 53 39

D
r
e
x
e
lD
r
e
x
e
l

Non-Div I Games:

Drexel

Loss, Non-Conf, S Site, H Home A Away N Neutral

Average RPI Win:	154	WON-LOST	WINNING	LAST 10	STRENGTH OF	OPP. STRENGTH	TEAM	ADJ.	CONF.	ADJ CONF.
Average RPI Loss:	41	RECORD	PCT. RANK	GAMES	SCHEDULE	OF SCHEDULE	RPI	RPI	RPI	RPI
DIV. I ONLY	9- 9	169	4-6	10	33	52	52	1	1	
DIV. I NON-CONF.	8- 4	91	0- 1	58	59	46	46	1	1	

TOTALS	RPI 1-25	RPI 26-50	W-L RECORDS	RPI 51-100	RPI 101-150	RPI 150+				
9- 9	0- 3	0- 4	OVERALL	2- 1	2- 1	5- 0				
6- 2	0- 1	0- 1	HOME	1- 0	2- 0	3- 0				
2- 5	0- 2	0- 2	AWAY	1- 1	0- 0	1- 0				
1- 2	0- 0	0- 1	NEUTRAL	0- 0	0- 1	1- 0				
8- 4	0- 0	0- 2	NON-CONFERENCE	2- 1	1- 1	5- 0				
5- 0	0- 0	0- 0	HOME	1- 0	1- 0	3- 0				
2- 2	0- 0	0- 1	AWAY	1- 1	0- 0	1- 0				
1- 2	0- 0	0- 1	NEUTRAL	0- 0	0- 1	1- 0				
1- 5	0- 3	0- 2	CONFERENCE	0- 0	1- 0	0- 0				
1- 2	0- 1	0- 1	HOME	0- 0	1- 0	0- 0				
0- 3	0- 2	0- 1	AWAY	0- 0	0- 0	0- 0				
0- 0	0- 0	0- 0	NEUTRAL	0- 0	0- 0	0- 0				

RPI 1-25				RPI 26-50				RPI 51-100				RPI 101+			
RPI	S	Opponent	Score	RPI	S	Opponent	Score	RPI	S	Opponent	Score	RPI	S	Opponent	Score
3	H	Louisville	51 73	28	H	Miami (FL)	50 58	62	A	Maine	66 63	115	H	Wake Forest	66 52
6	A	NC State	51 63	35	A	Georgia Tech	64 70	68	A	Northwestern	58 84	121	N	Washington	64 71
24	A	Florida St.	62 66	39	N	Missouri	54 62	88	H	FGCU	57 41	128	H	Marist	64 56
				41	A	Oregon St.	57 71					174	A	Wisconsin	60 53
												189	N	Ball St.	79 62
												191	H	Elon	81 64
												208	H	UNLV	66 38
												230	H	East Carolina	83 66

LAST 12 Division I GAMES:															
24	A	Florida St.	62 66	39	N	Missouri	54 62	189	N	Ball St.	79 62	115	H	Wake Forest	66 52
28	H	Miami (FL)	50 58	68	A	Northwestern	58 84	230	H	East Carolina	83 66	128	H	Marist	64 56
35	A	Georgia Tech	64 70	88	H	FGCU	57 41	41	A	Oregon St.	57 71	174	A	Wisconsin	60 53
3	H	Louisville	51 73	208	H	UNLV	66 38					189	N	Ball St.	79 62
6	A	NC State	51 63									191	H	Elon	81 64
24	A	Florida St.	62 66									208	H	UNLV	66 38

Non-Div I Games:

Duke

Average RPI	Win: 218	WON-LOST	WINNING	LAST 10	STRENGTH OF	OPP. STRENGTH	TEAM	ADJ.	CONF.	ADJ CONF.
Average RPI	Loss: 85	RECORD	PCT. RANK	GAMES	SCHEDULE	OF SCHEDULE	RPI	RPI	RPI	RPI
DIV. I ONLY	11- 8	125	6-4	199	78	142	142	17	17	
DIV. I NON-CONF.	6- 7	172	0- 0	111	25	129	129	16	16	
TOTALS	RPI 1-25	RPI 26-50	W-L RECORDS	RPI 51-100	RPI 101-150	RPI 150+				
11- 8	0- 3	0- 0	OVERALL	2- 2	0- 2	9- 1				
5- 3	0- 1	0- 0	HOME	0- 0	0- 2	5- 0				
6- 3	0- 1	0- 0	AWAY	2- 2	0- 0	4- 0				
0- 2	0- 1	0- 0	NEUTRAL	0- 0	0- 0	0- 1				
6- 7	0- 3	0- 0	NON-CONFERENCE	2- 2	0- 1	4- 1				
3- 2	0- 1	0- 0	HOME	0- 0	0- 1	3- 0				
3- 3	0- 1	0- 0	AWAY	2- 2	0- 0	1- 0				
0- 2	0- 1	0- 0	NEUTRAL	0- 0	0- 0	0- 1				
5- 1	0- 0	0- 0	CONFERENCE	0- 0	0- 1	5- 0				
2- 1	0- 0	0- 0	HOME	0- 0	0- 1	2- 0				
3- 0	0- 0	0- 0	AWAY	0- 0	0- 0	3- 0				
0- 0	0- 0	0- 0	NEUTRAL	0- 0	0- 0	0- 0				

RPI	S	Opponent	Score	RPI	S	Opponent	Score	RPI	S	Opponent	Score	RPI	S	Opponent	Score
9	N	Syracuse	71 87					65	A	TCU	48 61	111	H	Pittsburgh	58 66
17	H	UCF	63 71					84	A	Tol edo	52 65	144	H	Davi dson	47 62
19	A	Texas	41 78					92	A	Kent St.	77 72	193	A	George Mason	60 57
								96	A	Penn St.	64 58	214	A	St. Bonaventure	60 54
												217	H	Temple	54 53
												231	N	Liberty	51 55
												235	A	Saint Francis (PA)	93 73
												253	H	Mt. St. Mary's	73 64
												256	H	ETSU	66 58
												271	H	Richmond	80 54
												287	H	Saint Joseph's	81 73
												289	A	La Salle	66 62
LAST 12 Division I GAMES:															
193	A	George Mason	60 57	289	A	La Salle	66 62								
144	H	Davi dson	47 62	271	H	Richmond	80 54								
214	A	St. Bonaventure	60 54	287	H	Saint Joseph's	81 73								
217	H	Temple	54 53	9	N	Syracuse	71 87								
111	H	Pittsburgh	58 66	256	H	ETSU	66 58								
231	N	Liberty	51 55	17	H	UCF	63 71								

Non-Div I Games:

Duquesne

Average RPI Win:	227	WON-LOST	WINNING	LAST 10	STRENGTH OF	OPP. STRENGTH	TEAM	ADJ.	CONF.	ADJ CONF.
Average RPI Loss:	120	RECORD	PCT. RANK	GAMES	SCHEDULE	OF SCHEDULE	RPI	RPI	RPI	RPI
DIV. I ONLY	4- 17	314	3-7	59	173	256	256	24	24	
DIV. I NON-CONF.	2- 14	319	0- 2	33	133	245	245	25	25	

TOTALS	RPI 1-25	RPI 26-50	W-L RECORDS	RPI 51-100	RPI 101-150	RPI 150+				
4- 17	0- 2	0- 1	OVERALL	0- 2	1- 8	3- 4				
4- 4	0- 0	0- 0	HOME	0- 0	1- 3	3- 1				
0- 10	0- 0	0- 1	AWAY	0- 2	0- 4	0- 3				
0- 3	0- 2	0- 0	NEUTRAL	0- 0	0- 1	0- 0				
2- 14	0- 2	0- 1	NON-CONFERENCE	0- 2	1- 7	1- 2				
2- 4	0- 0	0- 0	HOME	0- 0	1- 3	1- 1				
0- 7	0- 0	0- 1	AWAY	0- 2	0- 3	0- 1				
0- 3	0- 2	0- 0	NEUTRAL	0- 0	0- 1	0- 0				
2- 3	0- 0	0- 0	CONFERENCE	0- 0	0- 1	2- 2				
2- 0	0- 0	0- 0	HOME	0- 0	0- 0	2- 0				
0- 3	0- 0	0- 0	AWAY	0- 0	0- 1	0- 2				
0- 0	0- 0	0- 0	NEUTRAL	0- 0	0- 0	0- 0				

RPI 1-25				RPI 26-50				RPI 51-100				RPI 101+				Team's RPI: 256
RPI	S	Opponent	Score	RPI	S	Opponent	Score	RPI	S	Opponent	Score	RPI	S	Opponent	Score	
16	N	Rutgers	44 68	27	A	Michigan St.	53 75	56	A	Tennessee	61 80	101	H	Troy	66 84	
18	N	South Carolina	55 101					98	A	Cincinnati	64 77	102	H	Houston	77 84	
												120	A	Chattanooga	67 76	
												122	N	Western Ky.	68 82	
												126	A	Radford	64 79	
												130	H	Appalachian St.	95 64	
												137	A	South Alabama	74 81	
												142	A	Duquesne	58 66	
												146	H	High Point	65 73	
												170	A	Mercer	41 64	
												199	A	UNC Asheville	55 56	
												231	H	Liberty	86 89	
												233	H	Furman	75 70	
												236	A	Samford	58 79	
												266	H	N.C. A&T	61 56	
												277	H	Wofford	92 79	

LAST 12 Division I GAMES:																
236	A	Samford	58 79	16	N	Rutgers	44 68	122	N	Western Ky.	68 82	170	A	Mercer	41 64	
277	H	Wofford	92 79	126	A	Radford	64 79	142	A	Duquesne	58 66	266	H	N.C. A&T	61 56	
233	H	Furman	75 70	130	H	Appalachian St.	95 64	137	A	South Alabama	74 81	146	H	High Point	65 73	
120	A	Chattanooga	67 76	142	A	Duquesne	58 66	170	A	Mercer	41 64	199	A	UNC Asheville	55 56	
146	H	High Point	65 73	266	H	N.C. A&T	61 56									
56	A	Tennessee	61 80													

Non-Div I Games:

ETSU

Average RPI Win:	264	WON-LOST	WINNING	LAST 10	STRENGTH OF	OPP. STRENGTH	TEAM	ADJ.	CONF.	ADJ CONF.
Average RPI Loss:	135	RECORD	PCT. RANK	GAMES	SCHEDULE	OF SCHEDULE	RPI	RPI	RPI	RPI
DIV. I ONLY	10- 9	159	3-7	270	224	230	230	9	9	
DIV. I NON-CONF.	9- 4	85	0- 0	306	297	202	202	9	9	

TOTALS	RPI 1-25	RPI 26-50	W-L RECORDS	RPI 51-100	RPI 101-150	RPI 150+				
10- 9	0- 1	0- 0	OVERALL	0- 1	1- 4	9- 3				
8- 3	0- 1	0- 0	HOME	0- 0	1- 2	7- 0				
0- 6	0- 0	0- 0	AWAY	0- 1	0- 2	0- 3				
2- 0	0- 0	0- 0	NEUTRAL	0- 0	0- 0	2- 0				
9- 4	0- 0	0- 0	NON-CONFERENCE	0- 1	1- 2	8- 1				
7- 1	0- 0	0- 0	HOME	0- 0	1- 1	6- 0				
0- 3	0- 0	0- 0	AWAY	0- 1	0- 1	0- 1				
2- 0	0- 0	0- 0	NEUTRAL	0- 0	0- 0	2- 0				
1- 5	0- 1	0- 0	CONFERENCE	0- 0	0- 2	1- 2				
1- 2	0- 1	0- 0	HOME	0- 0	0- 1	1- 0				
0- 3	0- 0	0- 0	AWAY	0- 0	0- 1	0- 2				
0- 0	0- 0	0- 0	NEUTRAL	0- 0	0- 0	0- 0				

RPI 1-25				RPI 26-50				RPI 51-100				RPI 101+				Team's RPI: 230
RPI	S	Opponent	Score	RPI	S	Opponent	Score	RPI	S	Opponent	Score	RPI	S	Opponent	Score	
17	H	UCF	58 61					52	A	Duke	66 83	115	H	Wake Forest	70 61	
												119	A	Tulane	57 68	
												138	H	Tulsa	55 75	
												139	H	UNCW	68 71	
												145	A	William & Mary	43 63	
												164	A	Charlotte	46 52	
												197	H	UMES	84 69	
												217	A	Temple	62 84	
												223	A	Memphis	46 58	
												231	H	Liberty	66 63	
												239	H	Monmouth	73 67	
												259	H	Wichita St.	78 56	
												284	H	Kennesaw St.	68 56	
												294	N	South Carolina St.	71 63	
												336	H	Grand Canyon	59 47	
												341	H	USC Upstate	63 53	
												348	N	Longwood	61 52	

LAST 12 Division I GAMES:																
138	H	Tulsa	55 75	217	A	Temple	62 84									
259	H	Wichita St.	78 56	17	H	UCF	58 61									
119	A	Tulane	57 68	223	A	Memphis	46 58									
139	H	UNCW	68 71	348	N	Longwood	61 52									
52	A	Duke	66 83	341	H	USC Upstate	63 53									
294	N	South Carolina St.	71 63	231	H	Liberty	66 63									

Non-Div I Games:

East Carolina

Average RPI Win:	231	WON-LOST	WINNING	LAST 10	STRENGTH OF	OPP. STRENGTH	TEAM	ADJ.	CONF.	ADJ CONF.
Average RPI Loss:	178	RECORD	PCT. RANK	GAMES	SCHEDULE	OF SCHEDULE	RPI	RPI	RPI	RPI
DIV. I ONLY	5- 11	270	4-6	168	323	267	267	22	22	
DIV. I NON-CONF.	3- 5	227	0- 0	195	252	218	218	20	20	

TOTALS	RPI 1-25	RPI 26-50	W-L RECORDS	RPI 51-100	RPI 101-150	RPI 150+				
5- 11	0- 0	0- 1	OVERALL	0- 0	1- 3	4- 7				
4- 2	0- 0	0- 0	HOME	0- 0	1- 0	3- 2				
0- 9	0- 0	0- 1	AWAY	0- 0	0- 3	0- 5				
1- 0	0- 0	0- 0	NEUTRAL	0- 0	0- 0	1- 0				
3- 5	0- 0	0- 1	NON-CONFERENCE	0- 0	0- 1	3- 3				
2- 0	0- 0	0- 0	HOME	0- 0	0- 0	2- 0				
0- 5	0- 0	0- 1	AWAY	0- 0	0- 1	0- 3				
1- 0	0- 0	0- 0	NEUTRAL	0- 0	0- 0	1- 0				
2- 6	0- 0	0- 0	CONFERENCE	0- 0	1- 2	1- 4				
2- 2	0- 0	0- 0	HOME	0- 0	1- 0	1- 2				
0- 4	0- 0	0- 0	AWAY	0- 0	0- 2	0- 2				
0- 0	0- 0	0- 0	NEUTRAL	0- 0	0- 0	0- 0				

RPI 1-25				RPI 26-50				RPI 51-100				RPI 101+ Team's RPI: 267			
RPI	S	Opponent	Score	RPI	S	Opponent	Score	RPI	S	Opponent	Score	RPI	S	Opponent	Score
				38	A	Butler	37 72					110	A	Northern Ill.	59 78
												124	A	Tennessee Tech	88 99
												135	A	UT Martin	66 90
												135	H	UT Martin	77 71
												155	A	Bradley	64 67
												157	H	Indiana St.	63 39
												168	A	Southern Ill.	59 73
												202	A	Jacksonville St.	49 78
												204	A	Southeast Mo. St.	57 72
												207	H	SIUE	56 65
												229	N	Western Ill.	64 62
												305	H	Murray St.	75 67
												307	H	Austin Peay	60 73
												308	A	Valparaiso	60 62
												331	H	Purdue Fort Wayne	72 63
LAST 12 Division I GAMES:															
305	H	Murray St.	75 67	204	A	Southeast Mo. St.	57 72								
124	A	Tennessee Tech	88 99	135	A	UT Martin	66 90								
202	A	Jacksonville St.	49 78	307	H	Austin Peay	60 73								
207	H	SIUE	56 65	110	A	Northern Ill.	59 78								
135	H	UT Martin	77 71	168	A	Southern Ill.	59 73								
157	H	Indiana St.	63 39	229	N	Western Ill.	64 62								

Non-Div I Games: Lincoln Christian 97 34 Eureka 104 48 Oakland City 102 43

Eastern III.

Average RPI Win:	0	WON-LOST	WINNING	LAST 10	STRENGTH OF	OPP. STRENGTH	TEAM	ADJ.	CONF.	ADJ CONF.
Average RPI Loss:	163	RECORD	PCT. RANK	GAMES	SCHEDULE	OF SCHEDULE	RPI	RPI	RPI	RPI
DIV. I ONLY	0- 17	351	1-9	75	297	314	314	22	22	
DIV. I NON-CONF.	0- 9	336	0- 1	18	273	259	259	20	20	

TOTALS	RPI 1-25	RPI 26-50	W-L RECORDS	RPI 51-100	RPI 101-150	RPI 150+				
0- 17	0- 1	0- 1	OVERALL	0- 4	0- 2	0- 9				
0- 6	0- 0	0- 0	HOME	0- 0	0- 2	0- 4				
0- 9	0- 0	0- 1	AWAY	0- 3	0- 0	0- 5				
0- 2	0- 1	0- 0	NEUTRAL	0- 1	0- 0	0- 0				
0- 9	0- 1	0- 1	NON-CONFERENCE	0- 3	0- 0	0- 4				
0- 2	0- 0	0- 0	HOME	0- 0	0- 0	0- 2				
0- 5	0- 0	0- 1	AWAY	0- 2	0- 0	0- 2				
0- 2	0- 1	0- 0	NEUTRAL	0- 1	0- 0	0- 0				
0- 8	0- 0	0- 0	CONFERENCE	0- 1	0- 2	0- 5				
0- 4	0- 0	0- 0	HOME	0- 0	0- 2	0- 2				
0- 4	0- 0	0- 0	AWAY	0- 1	0- 0	0- 3				
0- 0	0- 0	0- 0	NEUTRAL	0- 0	0- 0	0- 0				

RPI 1-25				RPI 26-50				RPI 51-100				RPI 101+ Team's RPI: 314			
RPI	S	Opponent	Score	RPI	S	Opponent	Score	RPI	S	Opponent	Score	RPI	S	Opponent	Score
24	N	Florida St.	45 62	33	A	Ohio	60 100	74	A	Belmont	43 69	124	H	Tennessee Tech	68 81
								79	A	West Virginia	29 78	135	H	UT Martin	61 87
								79	N	West Virginia	39 81	158	A	Akron	54 63
								85	A	Miami (OH)	44 60	193	H	George Mason	75 91
												198	H	Saint Louis	43 70
												202	H	Jacksonville St.	44 53
												204	H	Southeast Mo. St.	42 52
												279	A	Western Mich.	53 64
												292	A	Tennessee St.	38 60
												305	A	Murray St.	63 81
												307	A	Austin Peay	65 100
LAST 12 Division I GAMES:															
204	H	Southeast Mo. St.	42 52	79	N	West Virginia	39 81	124	H	Tennessee Tech	68 81				
135	H	UT Martin	61 87					202	H	Jacksonville St.	44 53				
74	A	Belmont	43 69					79	A	West Virginia	29 78				
292	A	Tennessee St.	38 60					193	H	George Mason	75 91				
305	A	Murray St.	63 81					158	A	Akron	54 63				
307	A	Austin Peay	65 100												

Non-Div I Games: Brescia 70 41 Ky. Christian 90 35

Eastern Ky.

Average RPI	Win:	274	WON-LOST	WINNING	LAST 10	STRENGTH OF	OPP. STRENGTH	TEAM	ADJ.	CONF.	ADJ CONF.
Average RPI	Loss:	89	RECORD	PCT. RANK	GAMES	SCHEDULE	OF SCHEDULE	RPI	RPI	RPI	RPI
DIV. I ONLY		9- 8		144	4-6	210	179	177	177	8	8
DIV. I NON-CONF.		6- 4		125	0- 0	340	248	251	251	8	8

TOTALS	RPI 1-25		RPI 26-50		W-L RECORDS	RPI 51-100		RPI 101-150		RPI 150+	
9- 8	0- 2		0- 3		OVERALL	0- 1		0- 0		9- 2	
6- 1	0- 0		0- 1		HOME	0- 0		0- 0		6- 0	
3- 4	0- 1		0- 1		AWAY	0- 1		0- 0		3- 1	
0- 3	0- 1		0- 1		NEUTRAL	0- 0		0- 0		0- 1	
6- 4	0- 1		0- 1		NON-CONFERENCE	0- 0		0- 0		6- 2	
4- 0	0- 0		0- 0		HOME	0- 0		0- 0		4- 0	
2- 1	0- 0		0- 0		AWAY	0- 0		0- 0		2- 1	
0- 3	0- 1		0- 1		NEUTRAL	0- 0		0- 0		0- 1	
3- 4	0- 1		0- 2		CONFERENCE	0- 1		0- 0		3- 0	
2- 1	0- 0		0- 1		HOME	0- 0		0- 0		2- 0	
1- 3	0- 1		0- 1		AWAY	0- 1		0- 0		1- 0	
0- 0	0- 0		0- 0		NEUTRAL	0- 0		0- 0		0- 0	

RPI 1-25				RPI 26-50				RPI 51-100				RPI 101+				Team's RPI: 177
RPI	S	Opponent	Score	RPI	S	Opponent	Score	RPI	S	Opponent	Score	RPI	S	Opponent	Score	
11	N	Iowa St.	59 85	30	H	Buffalo	84 91	92	A	Kent St.	64 71	158	A	Akron	72 60	
22	A	Central Mich.	61 71	33	A	Ohio	44 85					171	A	Illinois	66 72	
				38	N	Butler	63 73					190	H	Illinois St.	50 41	
												228	H	Bowling Green	81 74	
												265	H	Cleveland St.	69 63	
												279	H	Western Mich.	64 61	
												318	N	UNC Greensboro	44 49	
												331	A	Purdue Fort Wayne	87 72	
												333	H	UIC	52 38	
												335	H	Detroit Mercy	60 53	
												348	A	Longwood	64 45	

LAST 12 Division I GAMES:																
158	A	Akron	72 60	22	A	Central Mich.	61 71	228	H	Bowling Green	81 74					
279	H	Western Mich.	64 61	30	H	Buffalo	84 91	33	A	Ohio	44 85					
92	A	Kent St.	64 71	38	N	Butler	63 73	348	A	Longwood	64 45					
318	N	UNC Greensboro	44 49					331	A	Purdue Fort Wayne	87 72					
								335	H	Detroit Mercy	60 53					

Non-Div I Games: Northwood 53 39

Eastern Mich.

Average RPI Win:	201	WON-LOST	WINNING	LAST 10	STRENGTH OF	OPP. STRENGTH	TEAM	ADJ.	CONF.	ADJ CONF.
Average RPI Loss:	115	RECORD	PCT. RANK	GAMES	SCHEDULE	OF SCHEDULE	RPI	RPI	RPI	RPI

DIV. I ONLY	3- 13	315	3-7	33	207	188	188	15	15
DIV. I NON-CONF.	0- 8	336	0- 0	6	191	219	219	11	11
TOTALS	RPI 1-25	RPI 26-50	W-L RECORDS	RPI 51-100	RPI 101-150	RPI 150+			
3- 13	0- 2	0- 2	OVERALL	0- 2	1- 4	2- 3			
0- 6	0- 1	0- 1	HOME	0- 0	0- 3	0- 1			
3- 5	0- 1	0- 0	AWAY	0- 2	1- 1	2- 1			
0- 2	0- 0	0- 1	NEUTRAL	0- 0	0- 0	0- 1			
0- 8	0- 2	0- 2	NON-CONFERENCE	0- 1	0- 1	0- 2			
0- 3	0- 1	0- 1	HOME	0- 0	0- 1	0- 0			
0- 3	0- 1	0- 0	AWAY	0- 1	0- 0	0- 1			
0- 2	0- 0	0- 1	NEUTRAL	0- 0	0- 0	0- 1			
3- 5	0- 0	0- 0	CONFERENCE	0- 1	1- 3	2- 1			
0- 3	0- 0	0- 0	HOME	0- 0	0- 2	0- 1			
3- 2	0- 0	0- 0	AWAY	0- 1	1- 1	2- 0			
0- 0	0- 0	0- 0	NEUTRAL	0- 0	0- 0	0- 0			

RPI	S	Opponent	Score	RPI	S	Opponent	Score	RPI	S	Opponent	Score	RPI	S	Opponent	Score	Team's RPI: 188
14	H	Gonzaga	51 63	37	H	Utah	51 95	64	A	Boise St.	55 67	105	A	Idaho	68 84	
24	A	BYU	65 80	41	N	Oregon St.	45 93	99	A	Idaho St.	48 63	113	H	Northern Colo.	62 67	
												127	H	Fresno St.	58 68	
												141	A	Montana	68 62	
												143	H	Portland St.	64 76	
												151	A	Montana St.	89 87	
												184	N	UC Riverside	45 57	
												227	H	Sacramento St.	70 73	
												310	A	Weber St.	64 58	
												316	A	Cal Poly	55 59	
LAST 12 Division I GAMES:																
				141	A	Montana	68 62	227	H	Sacramento St.	70 73					
				113	H	Northern Colo.	62 67	143	H	Portland St.	64 76					
				105	A	Idaho	68 84	151	A	Montana St.	89 87					
				99	A	Idaho St.	48 63	41	N	Oregon St.	45 93					
				310	A	Weber St.	64 58	64	A	Boise St.	55 67					
				184	N	UC Riverside	45 57	127	H	Fresno St.	58 68					

Non-Div I Games: Eastern Ore. 66 45

Eastern Wash.

Average RPI Win:	250	WON-LOST	WINNING	LAST 10	STRENGTH OF	OPP. STRENGTH	TEAM	ADJ.	CONF.	ADJ CONF.
Average RPI Loss:	113	RECORD	PCT. RANK	GAMES	SCHEDULE	OF SCHEDULE	RPI	RPI	RPI	RPI
DIV. I ONLY	6- 10	241	4-6	119	216	191	191	10	10	
DIV. I NON-CONF.	4- 6	212	0- 0	124	238	197	197	12	12	

TOTALS	RPI 1-25	RPI 26-50	W-L RECORDS	RPI 51-100	RPI 101-150	RPI 150+				
6- 10	0- 0	0- 1	OVERALL	0- 3	1- 5	5- 1				
3- 4	0- 0	0- 1	HOME	0- 1	1- 2	2- 0				
3- 6	0- 0	0- 0	AWAY	0- 2	0- 3	3- 1				
0- 0	0- 0	0- 0	NEUTRAL	0- 0	0- 0	0- 0				
4- 6	0- 0	0- 1	NON-CONFERENCE	0- 2	1- 2	3- 1				
2- 3	0- 0	0- 1	HOME	0- 1	1- 1	1- 0				
2- 3	0- 0	0- 0	AWAY	0- 1	0- 1	2- 1				
0- 0	0- 0	0- 0	NEUTRAL	0- 0	0- 0	0- 0				
2- 4	0- 0	0- 0	CONFERENCE	0- 1	0- 3	2- 0				
1- 1	0- 0	0- 0	HOME	0- 0	0- 1	1- 0				
1- 3	0- 0	0- 0	AWAY	0- 1	0- 2	1- 0				
0- 0	0- 0	0- 0	NEUTRAL	0- 0	0- 0	0- 0				

RPI 1-25				RPI 26-50				RPI 51-100				RPI 101+ Team's RPI: 191			
RPI	S	Opponent	Score	RPI	S	Opponent	Score	RPI	S	Opponent	Score	RPI	S	Opponent	Score
				43	H	North Carolina	69 100	52	A	Duke	64 81	103	A	Towson	58 59
								53	A	Northeastern	71 79	128	H	Marist	57 61
								58	H	Auburn	44 96	130	A	Appalachian St.	62 65
												139	H	UNCW	70 75
												144	H	Davidson	73 72
												145	A	William & Mary	60 65
												186	A	Hampton	77 62
												261	A	Hofstra	77 64
												266	H	N. C. A&T	73 64
												278	A	Winthrop	57 58
												291	H	Col. of Charleston	76 68
												349	A	N. C. Central	83 54
LAST 12 Division I GAMES:															
				291	H	Col. of Charleston	76 68	103	A	Towson	58 59				
				261	A	Hofstra	77 64	145	A	William & Mary	60 65				
				53	A	Northeastern	71 79	139	H	UNCW	70 75				
				58	H	Auburn	44 96	144	H	Davidson	73 72				
				266	H	N. C. A&T	73 64	186	A	Hampton	77 62				
				278	A	Winthrop	57 58	128	H	Marist	57 61				

Non-Div I Games: Chowan 88 74

El on

Average RPI Win:	326	WON-LOST	WINNING	LAST 10	STRENGTH OF	OPP. STRENGTH	TEAM	ADJ.	CONF.	ADJ CONF.
Average RPI Loss:	204	RECORD	PCT. RANK	GAMES	SCHEDULE	OF SCHEDULE	RPI	RPI	RPI	RPI
DIV. I ONLY	2- 16	335	1-9	300	310	340	340	12	12	
DIV. I NON-CONF.	2- 9	297	0- 0	342	336	347	347	14	14	

TOTALS	RPI 1-25	RPI 26-50	W-L RECORDS	RPI 51-100	RPI 101-150	RPI 150+				
2- 16	0- 0	0- 0	OVERALL	0- 2	0- 2	2- 12				
1- 7	0- 0	0- 0	HOME	0- 1	0- 0	1- 6				
1- 9	0- 0	0- 0	AWAY	0- 1	0- 2	1- 6				
0- 0	0- 0	0- 0	NEUTRAL	0- 0	0- 0	0- 0				
2- 9	0- 0	0- 0	NON-CONFERENCE	0- 0	0- 2	2- 7				
1- 4	0- 0	0- 0	HOME	0- 0	0- 0	1- 4				
1- 5	0- 0	0- 0	AWAY	0- 0	0- 2	1- 3				
0- 0	0- 0	0- 0	NEUTRAL	0- 0	0- 0	0- 0				
0- 7	0- 0	0- 0	CONFERENCE	0- 2	0- 0	0- 5				
0- 3	0- 0	0- 0	HOME	0- 1	0- 0	0- 2				
0- 4	0- 0	0- 0	AWAY	0- 1	0- 0	0- 3				
0- 0	0- 0	0- 0	NEUTRAL	0- 0	0- 0	0- 0				

RPI 1-25				RPI 26-50				RPI 51-100				RPI 101+ Team's RPI: 340			
RPI	S	Opponent	Score	RPI	S	Opponent	Score	RPI	S	Opponent	Score	RPI	S	Opponent	Score
								90	H	UNI	46 74	108	A	Dayton	30 69
								93	A	Missouri St.	66 88	134	A	Morehead St.	63 85
												155	H	Bradley	68 75
												168	A	Southern Ill.	47 67
												174	A	Wisconsin	60 96
												190	H	Illinois St.	61 72
												204	H	Southeast Mo. St.	50 54
												207	H	SIUE	45 54
												218	A	Loyola Chicago	56 61
												249	A	Marshall	65 72
												305	A	Murray St.	53 81
												307	H	Austin Peay	56 52
												308	A	Valparaiso	49 93
												331	H	Purdue Fort Wayne	66 72
												333	H	UIC	54 62
												344	A	Chicago St.	67 58

LAST 12 Division I GAMES:															
190	H	Illinois St.	61 72	90	H	UNI	46 74	308	A	Valparaiso	49 93				
155	H	Bradley	68 75	218	A	Loyola Chicago	56 61	108	A	Dayton	30 69				
93	A	Missouri St.	66 88	204	H	Southeast Mo. St.	50 54	207	H	SIUE	45 54				
168	A	Southern Ill.	47 67	333	H	UIC	54 62								
174	A	Wisconsin	60 96												
307	H	Austin Peay	56 52												

Non-Div I Games:

Average RPI Win:	232	WON-LOST	WINNING	LAST 10	STRENGTH OF	OPP. STRENGTH	TEAM	ADJ.	CONF.	ADJ CONF.
Average RPI Loss:	60	RECORD	PCT. RANK	GAMES	SCHEDULE	OF SCHEDULE	RPI	RPI	RPI	RPI
DIV. I ONLY	12- 4	47	8-2	191	165	88	88	25	25	
DIV. I NON-CONF.	7- 4	109	0- 0	129	82	93	93	27	27	

TOTALS	RPI 1-25	RPI 26-50	W-L RECORDS	RPI 51-100	RPI 101-150	RPI 150+				
12- 4	0- 1	0- 1	OVERALL	0- 1	3- 1	9- 0				
6- 1	0- 0	0- 0	HOME	0- 0	1- 1	5- 0				
5- 2	0- 0	0- 1	AWAY	0- 1	1- 0	4- 0				
1- 1	0- 1	0- 0	NEUTRAL	0- 0	1- 0	0- 0				
7- 4	0- 1	0- 1	NON-CONFERENCE	0- 1	2- 1	5- 0				
4- 1	0- 0	0- 0	HOME	0- 0	1- 1	3- 0				
2- 2	0- 0	0- 1	AWAY	0- 1	0- 0	2- 0				
1- 1	0- 1	0- 0	NEUTRAL	0- 0	1- 0	0- 0				
5- 0	0- 0	0- 0	CONFERENCE	0- 0	1- 0	4- 0				
2- 0	0- 0	0- 0	HOME	0- 0	0- 0	2- 0				
3- 0	0- 0	0- 0	AWAY	0- 0	1- 0	2- 0				
0- 0	0- 0	0- 0	NEUTRAL	0- 0	0- 0	0- 0				

RPI 1-25				RPI 26-50				RPI 51-100 Team's RPI: 88				RPI 101+			
RPI	S	Opponent	Score	RPI	S	Opponent	Score	RPI	S	Opponent	Score	RPI	S	Opponent	Score
4	N	Stanford	65 88	34	A	South Dakota St.	62 80	52	A	Duke	41 57	102	H	Houston	76 71
												106	N	American	90 71
												148	H	UAB	60 62
												150	A	North Ala.	68 52
												176	H	Abilene Christian	81 65
												231	H	Liberty	68 50
												235	A	Saint Francis (PA)	83 69
												243	A	Hawaii	73 67
												284	A	Kennesaw St.	69 46
												298	A	North Florida	105 66
												304	H	Coppin St.	93 61
												322	H	FIU	100 58
												329	H	Lipscomb	82 40
LAST 12 Division I GAMES:															
				150	A	North Ala.	68 52	329	H	Lipscomb	82 40				
				231	H	Liberty	68 50	284	A	Kennesaw St.	69 46				
				52	A	Duke	41 57	298	A	North Florida	105 66				
				148	H	UAB	60 62	235	A	Saint Francis (PA)	83 69				
				304	H	Coppin St.	93 61	102	H	Houston	76 71				
				176	H	Abilene Christian	81 65	106	N	American	90 71				

Non-Div I Games: Fla. Memorial 99 68 Johnson & Wales (FL) 109 64

FGCU

Average RPI Win:	339	WON-LOST	WINNING	LAST 10	STRENGTH OF	OPP. STRENGTH	TEAM	ADJ.	CONF.	ADJ CONF.
Average RPI Loss:	173	RECORD	PCT. RANK	GAMES	SCHEDULE	OF SCHEDULE	RPI	RPI	RPI	RPI
DIV. I ONLY	3- 16	325	1-9	149	338	322	322	16	16	
DIV. I NON-CONF.	3- 9	271	0- 1	240	349	332	332	18	18	

TOTALS	RPI 1-25	RPI 26-50	W-L RECORDS	RPI 51-100	RPI 101-150	RPI 150+				
3- 16	0- 0	0- 1	OVERALL	0- 3	0- 3	3- 9				
3- 10	0- 0	0- 1	HOME	0- 1	0- 3	3- 5				
0- 6	0- 0	0- 0	AWAY	0- 2	0- 0	0- 4				
0- 0	0- 0	0- 0	NEUTRAL	0- 0	0- 0	0- 0				
3- 9	0- 0	0- 1	NON-CONFERENCE	0- 1	0- 1	3- 6				
3- 6	0- 0	0- 1	HOME	0- 0	0- 1	3- 4				
0- 3	0- 0	0- 0	AWAY	0- 1	0- 0	0- 2				
0- 0	0- 0	0- 0	NEUTRAL	0- 0	0- 0	0- 0				
0- 7	0- 0	0- 0	CONFERENCE	0- 2	0- 2	0- 3				
0- 4	0- 0	0- 0	HOME	0- 1	0- 2	0- 1				
0- 3	0- 0	0- 0	AWAY	0- 1	0- 0	0- 2				
0- 0	0- 0	0- 0	NEUTRAL	0- 0	0- 0	0- 0				

RPI 1-25				RPI 26-50				RPI 51-100				RPI 101+				Team's RPI: 322	
RPI	S	Opponent	Score	RPI	S	Opponent	Score	RPI	S	Opponent	Score	RPI	S	Opponent	Score		
				28	H	Mi ami (FL)	43 94										
								67	A	Ol d Domi ni on	68 95	122	H	Western Ky.	82 94		
								70	H	Mi ddl e Tenn.	43 49	137	H	South Al abama	77 84		
								88	A	FGCU	58 100	148	H	UAB	59 83		
												162	H	Georgi a St.	61 67		
												164	A	Char lotte	54 69		
												212	H	Jacksonvi lle	62 73		
												226	H	Howard	62 89		
												249	H	Marshall	58 86		
												251	H	Campbel l	54 59		
												270	A	Bethune-Cookman	57 68		
												282	A	Fla. Atlantic	55 77		
												298	A	North Flori da	53 62		
												321	H	Morgan St.	59 50		
												347	H	Flori da A&M	77 54		
												350	H	Al corn	75 40		
LAST 12 Di vi si on I GAMES:																	
				249	H	Marshall	58 86					137	H	South Al abama	77 84		
				122	H	Western Ky.	82 94					251	H	Campbel l	54 59		
				67	A	Old Domini on	68 95					282	A	Fla. Atlantic	55 77		
				164	A	Charlotte	54 69					212	H	Jacksonville	62 73		
				148	H	UAB	59 83					350	H	Al corn	75 40		
				70	H	Mi ddl e Tenn.	43 49					226	H	Howard	62 89		

Non-Div I Games: Palm Beach Atl. 63 66

FIU

Average RPI Win:	322	WON-LOST	WINNING	LAST 10	STRENGTH OF	OPP. STRENGTH	TEAM	ADJ.	CONF.	ADJ CONF.
Average RPI Loss:	181	RECORD	PCT. RANK	GAMES	SCHEDULE	OF SCHEDULE	RPI	RPI	RPI	RPI
DIV. I ONLY	4- 14	304	2-8	260	311	302	302	27	27	
DIV. I NON-CONF.	3- 8	267	0- 0	254	318	296	296	28	28	

TOTALS	RPI 1-25	RPI 26-50	W-L RECORDS	RPI 51-100	RPI 101-150	RPI 150+				
4- 14	0- 0	0- 0	OVERALL	0- 3	0- 2	4- 9				
1- 4	0- 0	0- 0	HOME	0- 1	0- 2	1- 1				
2- 7	0- 0	0- 0	AWAY	0- 1	0- 0	2- 6				
1- 3	0- 0	0- 0	NEUTRAL	0- 1	0- 0	1- 2				
3- 8	0- 0	0- 0	NON-CONFERENCE	0- 2	0- 1	3- 5				
1- 2	0- 0	0- 0	HOME	0- 1	0- 1	1- 0				
1- 3	0- 0	0- 0	AWAY	0- 0	0- 0	1- 3				
1- 3	0- 0	0- 0	NEUTRAL	0- 1	0- 0	1- 2				
1- 6	0- 0	0- 0	CONFERENCE	0- 1	0- 1	1- 4				
0- 2	0- 0	0- 0	HOME	0- 0	0- 1	0- 1				
1- 4	0- 0	0- 0	AWAY	0- 1	0- 0	1- 3				
0- 0	0- 0	0- 0	NEUTRAL	0- 0	0- 0	0- 0				

RPI 1-25				RPI 26-50				RPI 51-100				RPI 101+				Team's RPI: 302
RPI	S	Opponent	Score	RPI	S	Opponent	Score	RPI	S	Opponent	Score	RPI	S	Opponent	Score	
								53	H	Northeastern	50 59	128	H	Marist	46 56	
								54	N	Bucknell	54 77	145	H	William & Mary	54 60	
								57	A	Quinnipiac	36 81	182	A	Xavier	35 48	
												196	N	Massachusetts	49 59	
												206	A	Brown	49 68	
												225	A	Rider	59 62	
												233	N	Furman	70 77	
												238	A	Niagara	68 71	
												247	A	Dartmouth	46 59	
												271	A	Richmond	58 40	
												280	A	Canisius	50 53	
												296	H	Saint Peter's	65 68	
												332	A	Iona	55 42	
												333	N	UIC	68 60	
												351	H	LIU Brooklyn	71 43	
LAST 12 Division I GAMES:																
296	H	Saint Peter's	65 68	332	A	Iona	55 42									
128	H	Marist	46 56	238	A	Niagara	68 71									
225	A	Rider	59 62	280	A	Canisius	50 53									
57	A	Quinnipiac	36 81	247	A	Dartmouth	46 59									
333	N	UIC	68 60	53	H	Northeastern	50 59									
233	N	Furman	70 77	145	H	William & Mary	54 60									

Non-Div I Games:

Fairfield

Average RPI Win: 322		WON-LOST	WINNING	LAST 10	STRENGTH OF		OPP. STRENGTH	TEAM	ADJ.	CONF.	ADJ CONF.
Loss: 257		RECORD	PCT. RANK	GAMES	SCHEDULE		OF SCHEDULE	RPI	RPI	RPI	RPI
DIV. I ONLY		3- 13	315	3-7	343		351	345	345	31	31
DIV. I NON-CONF.		1- 8	322	0- 0	317		346	349	349	31	31
TOTALS		RPI 1-25	RPI 26-50	W-L RECORDS		RPI 51-100	RPI 101-150	RPI 150+			
3- 13	0- 0		0- 0	OVERALL		0- 0	0- 0	3- 13			
2- 4	0- 0		0- 0	HOME		0- 0	0- 0	2- 4			
1- 9	0- 0		0- 0	AWAY		0- 0	0- 0	1- 9			
0- 0	0- 0		0- 0	NEUTRAL		0- 0	0- 0	0- 0			
1- 8	0- 0		0- 0	NON-CONFERENCE		0- 0	0- 0	1- 8			
1- 2	0- 0		0- 0	HOME		0- 0	0- 0	1- 2			
0- 6	0- 0		0- 0	AWAY		0- 0	0- 0	0- 6			
0- 0	0- 0		0- 0	NEUTRAL		0- 0	0- 0	0- 0			
2- 5	0- 0		0- 0	CONFERENCE		0- 0	0- 0	2- 5			
1- 2	0- 0		0- 0	HOME		0- 0	0- 0	1- 2			
1- 3	0- 0		0- 0	AWAY		0- 0	0- 0	1- 3			
0- 0	0- 0		0- 0	NEUTRAL		0- 0	0- 0	0- 0			

RPI 1-25				RPI 26-50				RPI 51-100				RPI 101+ Team's RPI: 345			
RPI	S	Opponent	Score	RPI	S	Opponent	Score	RPI	S	Opponent	Score	RPI	S	Opponent	Score
												165	A	Stony Brook	49 63
												226	H	Howard	58 79
												232	A	Air Force	37 85
												235	A	Saint Francis (PA)	64 75
												237	A	Colgate	52 71
												246	A	Robert Morris	49 71
												248	A	Binghamton	54 73
												253	H	Mt. St. Mary's	47 63
												276	H	St. Francis Brooklyn	53 64
												283	A	Army West Point	40 62
												296	A	Saint Peter's	58 75
												297	H	Central Conn. St.	74 67
												317	H	NJIT	64 43
												323	A	Wagner	59 71
												325	H	Lafayette	57 63
												351	A	LIU Brooklyn	69 52
LAST 12 Division I GAMES:															
				323	A	Wagner	59 71	276	H	St. Francis Brooklyn	53 64				
				297	H	Central Conn. St.	74 67	253	H	Mt. St. Mary's	47 63				
				246	A	Robert Morris	49 71	351	A	LIU Brooklyn	69 52				
				235	A	Saint Francis (PA)	64 75	283	A	Army West Point	40 62				
				296	A	Saint Peter's	58 75	237	A	Colgate	52 71				
				165	A	Stony Brook	49 63	248	A	Binghamton	54 73				

Non-Div I Games:	Georgian Court	70	45	Rutgers-Newark	97	51
------------------	----------------	----	----	----------------	----	----

Fai rl ei gh Di cki nson

■ Loss, ■ Non-Conf, S Site, H Home A Away N Neutral

Average RPI Win:	294	WON-LOST	WINNING	LAST 10	STRENGTH OF	OPP. STRENGTH	TEAM	ADJ.	CONF.	ADJ CONF.
Average RPI Loss:	158	RECORD	PCT. RANK	GAMES	SCHEDULE	OF SCHEDULE	RPI	RPI	RPI	RPI
DIV. I ONLY	4- 16	310	1-9	114	292	282	282	16	16	
DIV. I NON-CONF.	3- 10	278	0- 1	154	320	291	291	18	18	

TOTALS	RPI 1-25	RPI 26-50	W-L RECORDS	RPI 51-100	RPI 101-150	RPI 150+				
4- 16	0- 0	0- 1	OVERALL	0- 3	0- 3	4- 9				
3- 10	0- 0	0- 0	HOME	0- 1	0- 2	3- 7				
1- 6	0- 0	0- 1	AWAY	0- 2	0- 1	1- 2				
0- 0	0- 0	0- 0	NEUTRAL	0- 0	0- 0	0- 0				
3- 10	0- 0	0- 1	NON-CONFERENCE	0- 1	0- 1	3- 7				
2- 6	0- 0	0- 0	HOME	0- 0	0- 0	2- 6				
1- 4	0- 0	0- 1	AWAY	0- 1	0- 1	1- 1				
0- 0	0- 0	0- 0	NEUTRAL	0- 0	0- 0	0- 0				
1- 6	0- 0	0- 0	CONFERENCE	0- 2	0- 2	1- 2				
1- 4	0- 0	0- 0	HOME	0- 1	0- 2	1- 1				
0- 2	0- 0	0- 0	AWAY	0- 1	0- 0	0- 1				
0- 0	0- 0	0- 0	NEUTRAL	0- 0	0- 0	0- 0				

RPI 1-25				RPI 26-50				RPI 51-100				RPI 101+ Team's RPI: 282			
RPI	S	Opponent	Score	RPI	S	Opponent	Score	RPI	S	Opponent	Score	RPI	S	Opponent	Score
				27	A	Michigan St.	74 89								
								67	A	Old Domini on	53 87	119	A	Tulane	45 88
								70	H	Middle Tenn.	55 74	122	H	Western Ky.	50 81
								76	A	Little Rock	38 61	148	H	UAB	64 89
												155	H	Bradley	59 80
												162	H	Georgia St.	59 75
												164	A	Charlotte	47 68
												186	H	Hampton	68 72
												198	H	Saint Louis	61 93
												233	A	Furman	57 73
												249	H	Marshall	67 72
												258	A	Siena	70 66
												266	H	N. C. A&T	65 67
												271	H	Richmond	69 55
												279	H	Western Mi ch.	59 69
												322	H	FIU	77 55
												325	H	Lafayette	53 49
LAST 12 Division I GAMES:															
				122	H	Western Ky.	50 81					198	H	Saint Louis	61 93
				249	H	Marshall	67 72					155	H	Bradley	59 80
				164	A	Charlotte	47 68					322	H	FIU	77 55
				67	A	Old Domini on	53 87					266	H	N. C. A&T	65 67
				70	H	Middle Tenn.	55 74					27	A	Michigan St.	74 89
				148	H	UAB	64 89					279	H	Western Mi ch.	59 69

Non-Div I Games:

Fla. Atlantic

Florida				Through Games Of Jan. 26, 2019							
Average RPI	Win:	230	WON-LOST	WINNING	LAST 10	STRENGTH OF	OPP. STRENGTH	TEAM	ADJ.	CONF.	ADJ CONF.
Average RPI	Loss:	96	RECORD	PCT. RANK	GAMES	SCHEDULE	OF SCHEDULE	RPI	RPI	RPI	RPI
DIV. I ONLY			5- 14	287	2-8	53	100	209	209	6	6
DIV. I NON-CONF.			4- 9	252	0- 1	116	200	250	250	6	6

TOTALS		RPI 1-25	RPI 26-50		W-L RECORDS		RPI 51-100	RPI 101-150		RPI 150+	
5- 14		0- 3	1- 2		OVERALL		0- 3	0- 2		4- 4	
5- 5		0- 1	1- 0		HOME		0- 3	0- 0		4- 1	
0- 8		0- 2	0- 1		AWAY		0- 0	0- 2		0- 3	
0- 1		0- 0	0- 1		NEUTRAL		0- 0	0- 0		0- 0	
4- 9		0- 1	0- 2		NON-CONFERENCE		0- 2	0- 1		4- 3	
4- 3		0- 0	0- 0		HOME		0- 2	0- 0		4- 1	
0- 5		0- 1	0- 1		AWAY		0- 0	0- 1		0- 2	
0- 1		0- 0	0- 1		NEUTRAL		0- 0	0- 0		0- 0	
1- 5		0- 2	1- 0		CONFERENCE		0- 1	0- 1		0- 1	
1- 2		0- 1	1- 0		HOME		0- 1	0- 0		0- 0	
0- 3		0- 1	0- 0		AWAY		0- 0	0- 1		0- 1	
0- 0		0- 0	0- 0		NEUTRAL		0- 0	0- 0		0- 0	

RPI 1-25				RPI 26-50				RPI 51-100				RPI 101+ Team's RPI: 209			
RPI	S	Opponent	Score	RPI	S	Opponent	Score	RPI	S	Opponent	Score	RPI	S	Opponent	Score
7	H	Mississippi St.	42 90	29	A	Indiana	64 83	53	H	Northeastern	66 79	114	A	Ohio St.	41 46
18	A	South Carolina	40 71	37	N	Utah	58 74	58	H	Auburn	56 64	118	A	Alabama	67 74
24	A	Florida St.	56 63	39	H	Missouri	58 56	68	H	Northwestern	74 83	161	H	Texas Tech	72 67
												170	A	Mercer	82 92
												203	A	Ole Miss	66 76
												208	A	UNLV	53 56
												241	H	Gardner-Webb	58 60
												270	H	Bethune-Cookman	64 53
												334	H	Charleston So.	70 60
												347	H	Florida A&M	62 38
LAST 12 Division I GAMES:															
				39	H	Missouri	58 56					208	A	UNLV	53 56
				18	A	South Carolina	40 71					7	H	Mississippi St.	42 90
				58	H	Auburn	56 64					203	A	Ole Miss	66 76
				118	A	Alabama	67 74					114	A	Ohio St.	41 46
				334	H	Charleston So.	70 60					347	H	Florida A&M	62 38
				37	N	Utah	58 74					270	H	Bethune-Cookman	64 53

Non-Div I Games:

Florida

Average RPI Win:	216	WON-LOST	WINNING	LAST 10	STRENGTH OF	OPP. STRENGTH	TEAM	ADJ.	CONF.	ADJ CONF.
Average RPI Loss:	228	RECORD	PCT. RANK	GAMES	SCHEDULE	OF SCHEDULE	RPI	RPI	RPI	RPI
DIV. I ONLY	2- 15	333	1-9	330	287	347	347	32	32	
DIV. I NON-CONF.	1- 10	330	0- 1	265	209	340	340	32	32	

TOTALS	RPI 1-25	RPI 26-50	W-L RECORDS	RPI 51-100	RPI 101-150	RPI 150+				
2- 15	0- 0	0- 1	OVERALL	1- 1	0- 1	1- 12				
2- 3	0- 0	0- 0	HOME	1- 0	0- 0	1- 3				
0- 9	0- 0	0- 1	AWAY	0- 1	0- 0	0- 7				
0- 3	0- 0	0- 0	NEUTRAL	0- 0	0- 1	0- 2				
1- 10	0- 0	0- 1	NON-CONFERENCE	1- 1	0- 1	0- 7				
1- 1	0- 0	0- 0	HOME	1- 0	0- 0	0- 1				
0- 6	0- 0	0- 1	AWAY	0- 1	0- 0	0- 4				
0- 3	0- 0	0- 0	NEUTRAL	0- 0	0- 1	0- 2				
1- 5	0- 0	0- 0	CONFERENCE	0- 0	0- 0	1- 5				
1- 2	0- 0	0- 0	HOME	0- 0	0- 0	1- 2				
0- 3	0- 0	0- 0	AWAY	0- 0	0- 0	0- 3				
0- 0	0- 0	0- 0	NEUTRAL	0- 0	0- 0	0- 0				

RPI 1-25				RPI 26-50				RPI 51-100				RPI 101+				Team's RPI: 347	
RPI	S	Opponent	Score	RPI	S	Opponent	Score	RPI	S	Opponent	Score	RPI	S	Opponent	Score		
				28	A	Mi ami (FL)	54 103										
								56	A	Tennessee	31 96	119	N	Tul ane	34 78		
								85	H	Mi ami (OH)	57 56	197	H	UMES	36 68		
												202	H	Jacksonville St.	31 62		
												209	A	Florida	38 62		
												226	A	Howard	68 74		
												262	A	Stetson	44 69		
												273	A	Norfol k St.	58 60		
												279	N	Western Mi ch.	50 69		
												298	A	North Florida	53 64		
												304	A	Coppi n St.	53 73		
												311	N	Omaha	50 57		
												322	A	FIU	54 77		
												339	H	Savannah St.	50 54		
												346	H	Del aware St.	57 52		
LAST 12 Division I GAMES:																	
				197	H	UMES	36 68					311	N	Omaha	50 57		
				339	H	Savannah St.	50 54					304	A	Coppi n St.	53 73		
				273	A	Norfol k St.	58 60					346	H	Del aware St.	57 52		
				226	A	Howard	68 74					279	N	Western Mi ch.	50 69		
				119	N	Tul ane	34 78					262	A	Stetson	44 69		
				28	A	Mi ami (FL)	54 103					85	H	Mi ami (OH)	57 56		

Non-Div I Games: Edward Waters 70 64

Florida A&M

Average RPI Win:	138	WON-LOST	WINNING	LAST 10	STRENGTH OF	OPP. STRENGTH	TEAM	ADJ.	CONF.	ADJ CONF.
Average RPI Loss:	33	RECORD	PCT. RANK	GAMES	SCHEDULE	OF SCHEDULE	RPI	RPI	RPI	RPI
DIV. I ONLY	16- 3	21	8-2	63	18	24	24	1	1	
DIV. I NON-CONF.	12- 1	11	1- 0	127	66	27	27	1	1	

TOTALS	RPI 1-25	RPI 26-50	W-L RECORDS	RPI 51-100	RPI 101-150	RPI 150+				
16- 3	1- 1	1- 1	OVERALL	5- 1	2- 0	7- 0				
8- 3	0- 1	0- 1	HOME	3- 1	1- 0	4- 0				
6- 0	0- 0	1- 0	AWAY	2- 0	1- 0	2- 0				
2- 0	1- 0	0- 0	NEUTRAL	0- 0	0- 0	1- 0				
12- 1	1- 0	0- 0	NON-CONFERENCE	2- 1	2- 0	7- 0				
7- 1	0- 0	0- 0	HOME	2- 1	1- 0	4- 0				
3- 0	0- 0	0- 0	AWAY	0- 0	1- 0	2- 0				
2- 0	1- 0	0- 0	NEUTRAL	0- 0	0- 0	1- 0				
4- 2	0- 1	1- 1	CONFERENCE	3- 0	0- 0	0- 0				
1- 2	0- 1	0- 1	HOME	1- 0	0- 0	0- 0				
3- 0	0- 0	1- 0	AWAY	2- 0	0- 0	0- 0				
0- 0	0- 0	0- 0	NEUTRAL	0- 0	0- 0	0- 0				

RPI	S	Opponent	Score	RPI	S	Opponent	Score	RPI	S	Opponent	Score	RPI	S	Opponent	Score
3	H	Louisville	49 68	40	H	Clemson	45 57	52	H	Duke	66 62	101	H	Troy	103 67
10	N	Iowa	71 67	43	A	North Carolina	64 63	55	H	LSU	45 58	107	A	St. John's (NY)	57 53
								77	A	Boston College	91 71	162	H	Georgia St.	79 43
								81	H	Creighton	71 52	170	A	Mercer	57 56
								82	A	Virginia	63 61	192	A	Milwaukee	87 62
								96	H	Penn St.	87 58	209	H	Florida	63 56
												212	H	Jacksonville	79 46
												298	H	North Florida	74 53
												314	N	Eastern Ky.	62 45

LAST 12 Division I GAMES:															
77	A	Boston College	91 71	10	N	Iowa	71 67	3	H	Louisville	49 68	52	H	Duke	66 62
40	H	Clemson	45 57	3	H	Louisville	49 68	81	H	Creighton	71 52	107	A	St. John's (NY)	57 53
43	A	North Carolina	64 63	52	H	Duke	66 62	170	A	Mercer	57 56				
82	A	Virginia	63 61												
162	H	Georgia St.	79 43												
192	A	Milwaukee	87 62												

Non-Div I Games:

Florida St.

Average RPI Win:	206	WON-LOST	WINNING	LAST 10	STRENGTH OF	OPP. STRENGTH	TEAM	ADJ.	CONF.	ADJ CONF.
Average RPI Loss:	88	RECORD	PCT. RANK	GAMES	SCHEDULE	OF SCHEDULE	RPI	RPI	RPI	RPI
DIV. I ONLY	13- 7	94	8-2	220	74	133	133	17	17	
DIV. I NON-CONF.	9- 5	105	1- 0	215	47	121	121	16	16	

TOTALS	RPI 1-25	RPI 26-50	W-L RECORDS	RPI 51-100	RPI 101-150	RPI 150+				
13- 7	0- 1	0- 0	OVERALL	2- 3	1- 3	10- 0				
7- 2	0- 0	0- 0	HOME	2- 1	0- 1	5- 0				
4- 4	0- 0	0- 0	AWAY	0- 2	0- 2	4- 0				
2- 1	0- 1	0- 0	NEUTRAL	0- 0	1- 0	1- 0				
9- 5	0- 1	0- 0	NON-CONFERENCE	2- 3	1- 1	6- 0				
6- 1	0- 0	0- 0	HOME	2- 1	0- 0	4- 0				
1- 3	0- 0	0- 0	AWAY	0- 2	0- 1	1- 0				
2- 1	0- 1	0- 0	NEUTRAL	0- 0	1- 0	1- 0				
4- 2	0- 0	0- 0	CONFERENCE	0- 0	0- 2	4- 0				
1- 1	0- 0	0- 0	HOME	0- 0	0- 1	1- 0				
3- 1	0- 0	0- 0	AWAY	0- 0	0- 1	3- 0				
0- 0	0- 0	0- 0	NEUTRAL	0- 0	0- 0	0- 0				

RPI 1-25				RPI 26-50				RPI 51-100				RPI 101+ Team's RPI: 133			
RPI	S	Opponent	Score	RPI	S	Opponent	Score	RPI	S	Opponent	Score	RPI	S	Opponent	Score
19	N	Texas	54 72					53	A	Northeastern	54 58	108	A	Dayton	50 72
								62	H	Maine	72 64	111	A	Pittsburgh	62 65
								70	H	Middle Tenn.	61 49	121	N	Washington	65 57
								95	A	Georgetown	38 58	136	H	VCU	44 47
								96	H	Penn St.	55 72	164	H	Charlotte	71 64
												173	A	Rhode Island	56 38
												187	A	George Washington	50 38
												189	N	Ball St.	78 70
												198	A	Saint Louis	56 53
												242	H	Columbia	68 49
												271	H	Richmond	60 48
												323	H	Wagner	80 59
												332	A	Iona	57 40
												342	H	Manhattan	65 61

LAST 12 Division I GAMES:															
173	A	Rhode Island	56 38	70	H	Middle Tenn.	61 49								
108	A	Dayton	50 72	19	N	Texas	54 72								
136	H	VCU	44 47	121	N	Washington	65 57								
198	A	Saint Louis	56 53	62	H	Maine	72 64								
271	H	Richmond	60 48	332	A	Iona	57 40								
187	A	George Washington	50 38	242	H	Columbia	68 49								

Non-Div I Games:

Fordham

Average RPI Win:	214	WON-LOST	WINNING	LAST 10	STRENGTH OF	OPP. STRENGTH	TEAM	ADJ.	CONF.	ADJ CONF.
Average RPI Loss:	87	RECORD	PCT. RANK	GAMES	SCHEDULE	OF SCHEDULE	RPI	RPI	RPI	RPI
DIV. I ONLY	11- 5	73	8-2	267	71	127	127	13	13	
DIV. I NON-CONF.	5- 4	139	0- 0	233	33	138	138	13	13	

TOTALS	RPI 1-25	RPI 26-50	W-L RECORDS	RPI 51-100	RPI 101-150	RPI 150+				
11- 5	0- 1	0- 2	OVERALL	0- 1	1- 0	10- 1				
7- 1	0- 0	0- 0	HOME	0- 1	1- 0	6- 0				
4- 4	0- 1	0- 2	AWAY	0- 0	0- 0	4- 1				
0- 0	0- 0	0- 0	NEUTRAL	0- 0	0- 0	0- 0				
5- 4	0- 1	0- 2	NON-CONFERENCE	0- 0	1- 0	4- 1				
4- 0	0- 0	0- 0	HOME	0- 0	1- 0	3- 0				
1- 4	0- 1	0- 2	AWAY	0- 0	0- 0	1- 1				
0- 0	0- 0	0- 0	NEUTRAL	0- 0	0- 0	0- 0				
6- 1	0- 0	0- 0	CONFERENCE	0- 1	0- 0	6- 0				
3- 1	0- 0	0- 0	HOME	0- 1	0- 0	3- 0				
3- 0	0- 0	0- 0	AWAY	0- 0	0- 0	3- 0				
0- 0	0- 0	0- 0	NEUTRAL	0- 0	0- 0	0- 0				

RPI 1-25				RPI 26-50				RPI 51-100				RPI 101+ Team's RPI: 127			
RPI	S	Opponent	Score	RPI	S	Opponent	Score	RPI	S	Opponent	Score	RPI	S	Opponent	Score
15	A	Arizona St.	52 68	46	A	UCLA	80 89	64	H	Boise St.	60 72	112	H	UT Arlington	70 61
				49	A	Southern Cal i forni a	61 62					153	H	Santa Clara	80 53
												160	H	Utah St.	70 59
												188	A	Eastern Wash.	68 58
												192	H	Milwaukee	65 48
												215	A	Colorado St.	66 55
												215	H	Colorado St.	57 54
												221	A	San Diego St.	87 81
												250	A	Nevada	79 63
												260	A	Northern Ariz.	73 86
												316	H	Cal Poly	76 58
												328	H	San Jose St.	77 48

LAST 12 Division I GAMES:															
250	A	Nevada	79 63	215	H	Colorado St.	57 54	221	A	San Diego St.	87 81	64	H	Boise St.	60 72
160	H	Utah St.	70 59	46	A	UCLA	80 89	188	A	Eastern Wash.	68 58	49	A	Southern Cal i forni a	61 62
215	A	Colorado St.	66 55	15	A	Arizona St.	52 68								
328	H	San Jose St.	77 48	153	H	Santa Clara	80 53								

Non-Div I Games: Stanislaus St. 86 51 Fresno Pacific 90 51

Fresno St.

Average RPI Win: **291**
 Average RPI Loss: **137**

WON-LOST
RECORD

WINNING
PCT. RANK

LAST 10
GAMES

STRENGTH OF
SCHEDULE

OPP. STRENGTH
OF SCHEDULE

TEAM
RPI

ADJ.
RPI

CONF.
RPI

ADJ CONF.
RPI

DIV. I ONLY	10- 8	133	5-5	328	182	233	233	24	24
DIV. I NON-CONF.	7- 6	153	0- 0	282	196	215	215	25	25

TOTALS	RPI 1-25	RPI 26-50	W-L RECORDS	RPI 51-100	RPI 101-150	RPI 150+			
10- 8	0- 2	0- 0	OVERALL	0- 1	0- 2	10- 3			
8- 1	0- 0	0- 0	HOME	0- 1	0- 0	8- 0			
1- 6	0- 2	0- 0	AWAY	0- 0	0- 2	1- 2			
1- 1	0- 0	0- 0	NEUTRAL	0- 0	0- 0	1- 1			
7- 6	0- 2	0- 0	NON-CONFERENCE	0- 1	0- 1	7- 2			
5- 1	0- 0	0- 0	HOME	0- 1	0- 0	5- 0			
1- 4	0- 2	0- 0	AWAY	0- 0	0- 1	1- 1			
1- 1	0- 0	0- 0	NEUTRAL	0- 0	0- 0	1- 1			
3- 2	0- 0	0- 0	CONFERENCE	0- 0	0- 1	3- 1			
3- 0	0- 0	0- 0	HOME	0- 0	0- 0	3- 0			
0- 2	0- 0	0- 0	AWAY	0- 0	0- 1	0- 1			
0- 0	0- 0	0- 0	NEUTRAL	0- 0	0- 0	0- 0			

RPI 1-25				RPI 26-50				RPI 51-100				RPI 101+ Team's RPI: 233			
RPI	S	Opponent	Score	RPI	S	Opponent	Score	RPI	S	Opponent	Score	RPI	S	Opponent	Score
7	A	Mississippi St.	41 106					70	H	Middle Tenn.	71 78	109	A	Georgia	38 61
18	A	South Carolina	53 66									120	A	Chattanooga	53 73
												199	H	UNC Asheville	58 47
												229	N	Western Ill.	78 85
												241	H	Gardner-Webb	70 57
												256	A	ETSU	70 75
												277	H	Wofford	63 50
												282	H	Fla. Atlantic	73 57
												284	A	Kennesaw St.	63 74
												291	A	Col. of Charleston	70 67
												302	N	Fairfield	77 70
												318	H	UNC Greensboro	64 61
												326	H	Presbyterian	76 68
												330	H	Western Caro.	65 55
												341	H	USC Upstate	78 67
LAST 12 Division I GAMES:															
330	H	Western Caro.	65 55	277	H	Wofford	63 50								
318	H	UNC Greensboro	64 61	120	A	Chattanooga	53 73								
326	H	Presbyterian	76 68	256	A	ETSU	70 75								
18	A	South Carolina	53 66	282	H	Fla. Atlantic	73 57								
229	N	Western Ill.	78 85	241	H	Gardner-Webb	70 57								
302	N	Fairfield	77 70	109	A	Georgia	38 61								

Non-Div I Games:

Coker

71 42

North Greenville

74

78

Furman

Loss, **Non-Conf**, S Site, **H** Home **A** Away N Neutral

Average RPI Win:	278	WON-LOST	WINNING	LAST 10	STRENGTH OF	OPP. STRENGTH	TEAM	ADJ.	CONF.	ADJ CONF.
Average RPI Loss:	174	RECORD	PCT. RANK	GAMES	SCHEDULE	OF SCHEDULE	RPI	RPI	RPI	RPI
DIV. I ONLY	5- 13	281	2-8	170	342	269	269	14	14	
DIV. I NON-CONF.	4- 6	212	0- 0	237	348	247	247	15	15	

TOTALS	RPI 1-25	RPI 26-50	W-L RECORDS	RPI 51-100	RPI 101-150	RPI 150+				
5- 13	0- 0	0- 0	OVERALL	0- 1	0- 5	5- 7				
2- 6	0- 0	0- 0	HOME	0- 0	0- 3	2- 3				
3- 7	0- 0	0- 0	AWAY	0- 1	0- 2	3- 4				
0- 0	0- 0	0- 0	NEUTRAL	0- 0	0- 0	0- 0				
4- 6	0- 0	0- 0	NON-CONFERENCE	0- 1	0- 1	4- 4				
2- 2	0- 0	0- 0	HOME	0- 0	0- 0	2- 2				
2- 4	0- 0	0- 0	AWAY	0- 1	0- 1	2- 2				
0- 0	0- 0	0- 0	NEUTRAL	0- 0	0- 0	0- 0				
1- 7	0- 0	0- 0	CONFERENCE	0- 0	0- 4	1- 3				
0- 4	0- 0	0- 0	HOME	0- 0	0- 3	0- 1				
1- 3	0- 0	0- 0	AWAY	0- 0	0- 1	1- 2				
0- 0	0- 0	0- 0	NEUTRAL	0- 0	0- 0	0- 0				

RPI 1-25				RPI 26-50				RPI 51-100				RPI 101+				Team's RPI: 269
RPI	S	Opponent	Score	RPI	S	Opponent	Score	RPI	S	Opponent	Score	RPI	S	Opponent	Score	
								75	A	Virginia Tech	49 78	101	H	Troy	81 97	
												109	A	Georgia	38 81	
												112	A	UT Arlington	48 81	
												112	H	UT Arlington	53 74	
												137	H	South Alabama	53 69	
												165	A	Stony Brook	43 72	
												170	H	Mercer	72 79	
												179	A	Texas St.	65 55	
												179	H	Texas St.	52 64	
												243	A	Louisiana	48 59	
												270	H	Bethune-Cookman	77 76	
												277	H	Wofford	65 81	
												278	H	Winthrop	64 55	
												284	A	Kennesaw St.	59 78	
												295	A	La. -Monroe	57 58	
												326	A	Presbyterian	69 68	
												339	A	Savannah St.	82 71	
LAST 12 Division I GAMES:																
101	H	Troy	81 97	179	A	Texas St.	65 55									
243	A	Louisiana	48 59	112	A	UT Arlington	48 81									
295	A	La. -Monroe	57 58	137	H	South Alabama	53 69									
112	H	UT Arlington	53 74	278	H	Winthrop	64 55									
179	H	Texas St.	52 64	326	A	Presbyterian	69 68									
109	A	Georgia	38 81	284	A	Kennesaw St.	59 78									

Non-Div I Games: Coastal Ga. 68 46

Ga. Southern

Average RPI Win: 257

Average RPI Loss: 201

WON-LOST
RECORDWINNING
PCT. RANKLAST 10
GAMESSTRENGTH OF
SCHEDULEOPP. STRENGTH
OF SCHEDULETEAM
RPIADJ.
RPICONF.
RPIADJ CONF.
RPI

DIV. I ONLY	7- 9	210	6-4	261	328	241	241	28	28
DIV. I NON-CONF.	3- 6	241	0- 0	263	280	264	264	29	29
TOTALS	RPI 1-25	RPI 26-50	W-L RECORDS	RPI 51-100	RPI 101-150	RPI 150+			
7- 9	0- 0	0- 0	OVERALL	0- 0	1- 3	6- 6			
3- 4	0- 0	0- 0	HOME	0- 0	1- 2	2- 2			
4- 5	0- 0	0- 0	AWAY	0- 0	0- 1	4- 4			
0- 0	0- 0	0- 0	NEUTRAL	0- 0	0- 0	0- 0			
3- 6	0- 0	0- 0	NON-CONFERENCE	0- 0	1- 2	2- 4			
1- 2	0- 0	0- 0	HOME	0- 0	1- 1	0- 1			
2- 4	0- 0	0- 0	AWAY	0- 0	0- 1	2- 3			
0- 0	0- 0	0- 0	NEUTRAL	0- 0	0- 0	0- 0			
4- 3	0- 0	0- 0	CONFERENCE	0- 0	0- 1	4- 2			
2- 2	0- 0	0- 0	HOME	0- 0	0- 1	2- 1			
2- 1	0- 0	0- 0	AWAY	0- 0	0- 0	2- 1			
0- 0	0- 0	0- 0	NEUTRAL	0- 0	0- 0	0- 0			

RPI 1-25				RPI 26-50				RPI 51-100				RPI 101+				Team's RPI: 241
RPI	S	Opponent	Score	RPI	S	Opponent	Score	RPI	S	Opponent	Score	RPI	S	Opponent	Score	
												123	A	Drexel	48	65
												134	H	Morehead St.	69	84
												144	H	Davi dson	54	49
												146	H	High Point	61	78
												181	A	Del aware	45	69
												186	A	Hampton	80	82
												199	H	UNC Asheville l le	69	59
												209	A	Florida	60	58
												233	A	Furman	57	70
												251	A	Campbell	52	38
												253	H	Mt. St. Mary's	62	69
												277	A	Wofford	53	59
												278	H	Winthrop	62	64
												326	A	Presbyter ian	66	58
												330	A	Western Caro.	62	52
												341	H	USC Upstate	92	72
LAST 12 Division I GAMES:																
326	A	Presbyter ian	66	58	186	A	Hampton	80	82							
146	H	High Point	61	78	341	H	USC Upstate	92	72							
199	H	UNC Asheville l le	69	59	278	H	Winthrop	62	64							
251	A	Campbell	52	38	123	A	Drexel	48	65							
330	A	Western Caro.	62	52	233	A	Furman	57	70							
181	A	Del aware	45	69	253	H	Mt. St. Mary's	62	69							

Non-Div I Games:

Converse

79 51

Warren Wilson

100 37

Pfeiffer

82 46

Gardner-Webb

Average RPI Win:	233	WON-LOST	WINNING	LAST 10	STRENGTH OF	OPP. STRENGTH	TEAM	ADJ.	CONF.	ADJ CONF.
Average RPI Loss:	141	RECORD	PCT. RANK	GAMES	SCHEDULE	OF SCHEDULE	RPI	RPI	RPI	RPI
DIV. I ONLY	10- 8	133	6-4	302	134	193	193	17	17	
DIV. I NON-CONF.	8- 5	120	0- 0	303	154	189	189	16	16	

TOTALS	RPI 1-25	RPI 26-50	W-L RECORDS	RPI 51-100	RPI 101-150	RPI 150+				
10- 8	0- 0	0- 0	OVERALL	0- 1	0- 5	10- 2				
5- 3	0- 0	0- 0	HOME	0- 0	0- 2	5- 1				
5- 5	0- 0	0- 0	AWAY	0- 1	0- 3	5- 1				
0- 0	0- 0	0- 0	NEUTRAL	0- 0	0- 0	0- 0				
8- 5	0- 0	0- 0	NON-CONFERENCE	0- 1	0- 3	8- 1				
5- 1	0- 0	0- 0	HOME	0- 0	0- 1	5- 0				
3- 4	0- 0	0- 0	AWAY	0- 1	0- 2	3- 1				
0- 0	0- 0	0- 0	NEUTRAL	0- 0	0- 0	0- 0				
2- 3	0- 0	0- 0	CONFERENCE	0- 0	0- 2	2- 1				
0- 2	0- 0	0- 0	HOME	0- 0	0- 1	0- 1				
2- 1	0- 0	0- 0	AWAY	0- 0	0- 1	2- 0				
0- 0	0- 0	0- 0	NEUTRAL	0- 0	0- 0	0- 0				

RPI 1-25				RPI 26-50				RPI 51-100				RPI 101+ Team's RPI: 193					
RPI	S	Opponent	Score	RPI	S	Opponent	Score	RPI	S	Opponent	Score	RPI	S	Opponent	Score		
								72	A	Kansas	56	77	102	H	Houston	56	66
												106	A	American	71	86	
												121	A	Washington	52	81	
												142	H	Duquesne	57	60	
												144	A	Davison	59	67	
												181	H	Delaware	72	46	
												187	A	George Washington	64	60	
												194	A	UMKC	91	84	
												196	A	Massachusetts	70	52	
												197	H	UMES	70	49	
												214	H	St. Bonaventure	57	68	
												226	A	Howard	59	73	
												232	A	Air Force	78	71	
												237	H	Colgate	64	61	
												291	H	Col. of Charleston	66	52	
												300	H	Loyola Maryland	70	38	
												314	A	Eastern Ky.	91	75	
LAST 12 Division I GAMES:																	
214	H	St. Bonaventure	57	68	187	A	George Washington	64	60								
144	A	Davison	59	67	196	A	Massachusetts	70	52								
291	H	Col. of Charleston	66	52	142	H	Duquesne	57	60								
197	H	UMES	70	49	181	H	Delaware	72	46								
102	H	Houston	56	66	121	A	Washington	52	81								
314	A	Eastern Ky.	91	75	226	A	Howard	59	73								

Non-Div I Games:

George Mason

Average RPI Win:	159	WON-LOST	WINNING	LAST 10	STRENGTH OF	OPP. STRENGTH	TEAM	ADJ.	CONF.	ADJ CONF.
Average RPI Loss:	127	RECORD	PCT. RANK	GAMES	SCHEDULE	OF SCHEDULE	RPI	RPI	RPI	RPI
DIV. I ONLY	7- 12	242	5-5	68	128	187	187	17	17	
DIV. I NON-CONF.	3- 10	278	0- 0	46	106	226	226	16	16	

TOTALS	RPI 1-25	RPI 26-50	W-L RECORDS	RPI 51-100	RPI 101-150	RPI 150+				
7- 12	0- 2	0- 3	OVERALL	1- 0	3- 2	3- 5				
5- 6	0- 1	0- 1	HOME	1- 0	3- 1	1- 3				
2- 4	0- 0	0- 1	AWAY	0- 0	0- 1	2- 2				
0- 2	0- 1	0- 1	NEUTRAL	0- 0	0- 0	0- 0				
3- 10	0- 2	0- 3	NON-CONFERENCE	1- 0	1- 1	1- 4				
3- 4	0- 1	0- 1	HOME	1- 0	1- 0	1- 2				
0- 4	0- 0	0- 1	AWAY	0- 0	0- 1	0- 2				
0- 2	0- 1	0- 1	NEUTRAL	0- 0	0- 0	0- 0				
4- 2	0- 0	0- 0	CONFERENCE	0- 0	2- 1	2- 1				
2- 2	0- 0	0- 0	HOME	0- 0	2- 1	0- 1				
2- 0	0- 0	0- 0	AWAY	0- 0	0- 0	2- 0				
0- 0	0- 0	0- 0	NEUTRAL	0- 0	0- 0	0- 0				

RPI 1-25				RPI 26-50				RPI 51-100				RPI 101+				Team's RPI: 187
RPI	S	Opponent	Score	RPI	S	Opponent	Score	RPI	S	Opponent	Score	RPI	S	Opponent	Score	
6	N	NC State	61 69	35	N	Georgi a Tech	55 70	83	H	Princeton	64 49	103	H	Towson	76 63	
23	H	Maryland	30 69	45	H	Villanova	45 60					108	H	Dayton	46 45	
				47	A	James Madison	37 50					133	H	Fordham	38 50	
												136	H	VCU	57 48	
												145	A	William & Mary	59 73	
												152	A	South Fla.	30 63	
												170	H	Mercer	53 61	
												173	A	Rhode Island	64 59	
												193	H	George Mason	60 64	
												223	H	Memphis	51 38	
												239	H	Monmouth	51 55	
												289	A	La Salle	67 59	
												332	A	Iona	43 52	

LAST 12 Division I GAMES:																
108	H	Dayton	46 45	136	H	VCU	57 48									
173	A	Rhode Island	64 59	193	H	George Mason	60 64									
133	H	Fordham	38 50	289	A	La Salle	67 59									
223	H	Memphis	51 38	152	A	South Fla.	30 63									
145	A	William & Mary	59 73	45	H	Villanova	45 60									
170	H	Mercer	53 61	239	H	Monmouth	51 55									

Non-Div I Games:

George Washington

Average RPI Win:	171	WON-LOST	WINNING	LAST 10	STRENGTH OF	OPP. STRENGTH	TEAM	ADJ.	CONF.	ADJ CONF.
Average RPI Loss:	50	RECORD	PCT. RANK	GAMES	SCHEDULE	OF SCHEDULE	RPI	RPI	RPI	RPI
DIV. I ONLY	9- 10	181	4-6	21	51	95	95	5	5	
DIV. I NON-CONF.	6- 5	143	0- 0	29	84	81	81	4	4	

TOTALS	RPI 1-25	RPI 26-50	W-L RECORDS	RPI 51-100	RPI 101-150	RPI 150+				
9- 10	0- 3	1- 4	OVERALL	1- 1	2- 2	5- 0				
6- 5	0- 2	1- 2	HOME	0- 0	2- 1	3- 0				
3- 3	0- 0	0- 1	AWAY	1- 1	0- 1	2- 0				
0- 2	0- 1	0- 1	NEUTRAL	0- 0	0- 0	0- 0				
6- 5	0- 2	0- 2	NON-CONFERENCE	0- 0	2- 1	4- 0				
4- 2	0- 1	0- 0	HOME	0- 0	2- 1	2- 0				
2- 1	0- 0	0- 1	AWAY	0- 0	0- 0	2- 0				
0- 2	0- 1	0- 1	NEUTRAL	0- 0	0- 0	0- 0				
3- 5	0- 1	1- 2	CONFERENCE	1- 1	0- 1	1- 0				
2- 3	0- 1	1- 2	HOME	0- 0	0- 0	1- 0				
1- 2	0- 0	0- 0	AWAY	1- 1	0- 1	0- 0				
0- 0	0- 0	0- 0	NEUTRAL	0- 0	0- 0	0- 0				

RPI 1-25				RPI 26-50				RPI 51-100				RPI 101+			
RPI	S	Opponent	Score	RPI	S	Opponent	Score	RPI	S	Opponent	Score	RPI	S	Opponent	Score
2	N	Baylor	46 67	30	N	Buffal o	64 73	78	A	Provi dence	68 52	107	A	St. John's (NY)	51 59
6	H	NC State	65 76	36	H	DePaul	64 69	81	A	Creighton	38 65	111	H	Pi ttsburgh	70 41
12	H	Marquette	62 72	38	H	Butler	50 59					133	H	Fordham	58 38
				45	H	Vi llanova	68 63					136	H	VCU	45 47
				47	A	James Madi son	57 69					182	H	Xavi er	68 61
												197	H	UMES	74 55
												225	A	Ri der	79 49
												271	A	Ri chmond	73 53
												300	H	Loyol a Maryl and	45 30

LAST 12 Division I GAMES:															
36	H	DePaul	64 69	107	A	St. John's (NY)	51 59								
81	A	Creighton	38 65	45	H	Vi llanova	68 63								
78	A	Provi dence	68 52	12	H	Marquette	62 72								
38	H	Butler	50 59	6	H	NC State	65 76								
182	H	Xavi er	68 61	136	H	VCU	45 47								
225	A	Ri der	79 49	133	H	Fordham	58 38								

Non-Div I Games:

Georgetown

Average RPI Win:	230	WON-LOST	WINNING	LAST 10	STRENGTH OF	OPP. STRENGTH	TEAM	ADJ.	CONF.	ADJ CONF.
Average RPI Loss:	31	RECORD	PCT. RANK	GAMES	SCHEDULE	OF SCHEDULE	RPI	RPI	RPI	RPI
DIV. I ONLY	12- 7	105	6-4	123	87	109	109	6	6	
DIV. I NON-CONF.	9- 4	85	0- 0	269	222	155	155	6	6	

TOTALS	RPI 1-25	RPI 26-50	W-L RECORDS	RPI 51-100	RPI 101-150	RPI 150+				
12- 7	0- 3	0- 4	OVERALL	2- 0	0- 0	10- 0				
10- 1	0- 1	0- 0	HOME	2- 0	0- 0	8- 0				
1- 5	0- 1	0- 4	AWAY	0- 0	0- 0	1- 0				
1- 1	0- 1	0- 0	NEUTRAL	0- 0	0- 0	1- 0				
9- 4	0- 1	0- 3	NON-CONFERENCE	0- 0	0- 0	9- 0				
8- 0	0- 0	0- 0	HOME	0- 0	0- 0	8- 0				
0- 3	0- 0	0- 3	AWAY	0- 0	0- 0	0- 0				
1- 1	0- 1	0- 0	NEUTRAL	0- 0	0- 0	1- 0				
3- 3	0- 2	0- 1	CONFERENCE	2- 0	0- 0	1- 0				
2- 1	0- 1	0- 0	HOME	2- 0	0- 0	0- 0				
1- 2	0- 1	0- 1	AWAY	0- 0	0- 0	1- 0				
0- 0	0- 0	0- 0	NEUTRAL	0- 0	0- 0	0- 0				

RPI 1-25				RPI 26-50				RPI 51-100				RPI 101+				Team's RPI: 109
RPI	S	Opponent	Score	RPI	S	Opponent	Score	RPI	S	Opponent	Score	RPI	S	Opponent	Score	
7	A	Mississippi St.	71 80	35	A	Georgia Tech	53 63	55	H	LSU	63 50	169	A	Vanderbilt	71 64	
21	H	Texas A&M	66 76	39	A	Missouri	35 61	56	H	Tennessee	66 62	170	H	Mercer	67 60	
23	N	Maryland	51 58	45	A	Villanova	56 62					214	H	St. Bonaventure	67 40	
				46	A	UCLA	69 80					233	H	Furman	61 38	
												269	H	Ga. Southern	81 38	
												278	H	Winthrop	85 39	
												321	N	Morgan St.	60 33	
												326	H	Presbyterian	83 59	
												329	H	Lipscomb	77 45	
												334	H	Charleston So.	83 75	
LAST 12 Division I GAMES:																
7	A	Mississippi St.	71 80	21	H	Texas A&M	66 76	39	A	Missouri	35 61	169	A	Vanderbilt	71 64	
55	H	LSU	63 50	56	H	Tennessee	66 62	45	A	Villanova	56 62	233	H	Furman	61 38	
326	H	Presbyterian	83 59	269	H	Ga. Southern	81 38	334	H	Charleston So.	83 75					
329	H	Lipscomb	77 45													

Non-Div I Games:

Georgia

Average RPI Win:	251	WON-LOST	WINNING	LAST 10	STRENGTH OF	OPP. STRENGTH	TEAM	ADJ.	CONF.	ADJ CONF.
Average RPI Loss:	118	RECORD	PCT. RANK	GAMES	SCHEDULE	OF SCHEDULE	RPI	RPI	RPI	RPI
DIV. I ONLY	10- 9	159	5-5	145	267	162	162	14	14	
DIV. I NON-CONF.	6- 5	143	0- 0	243	258	184	184	15	15	

TOTALS	RPI 1-25	RPI 26-50	W-L RECORDS	RPI 51-100	RPI 101-150	RPI 150+				
10- 9	0- 1	0- 1	OVERALL	0- 2	2- 2	8- 3				
6- 3	0- 0	0- 1	HOME	0- 0	2- 1	4- 1				
4- 6	0- 1	0- 0	AWAY	0- 2	0- 1	4- 2				
0- 0	0- 0	0- 0	NEUTRAL	0- 0	0- 0	0- 0				
6- 5	0- 1	0- 1	NON-CONFERENCE	0- 2	0- 0	6- 1				
4- 1	0- 0	0- 1	HOME	0- 0	0- 0	4- 0				
2- 4	0- 1	0- 0	AWAY	0- 2	0- 0	2- 1				
0- 0	0- 0	0- 0	NEUTRAL	0- 0	0- 0	0- 0				
4- 4	0- 0	0- 0	CONFERENCE	0- 0	2- 2	2- 2				
2- 2	0- 0	0- 0	HOME	0- 0	2- 1	0- 1				
2- 2	0- 0	0- 0	AWAY	0- 0	0- 1	2- 1				
0- 0	0- 0	0- 0	NEUTRAL	0- 0	0- 0	0- 0				

RPI 1-25				RPI 26-50				RPI 51-100				RPI 101+				Team's RPI: 162
RPI	S	Opponent	Score	RPI	S	Opponent	Score	RPI	S	Opponent	Score	RPI	S	Opponent	Score	
24	A	Florida St.	43 79	35	H	Georgi a Tech	71 78	59	A	Ri ce	49 66	101	H	Troy	84 80	
								70	A	Mi ddle Tenn.	54 69	112	A	UT Arlington	45 69	
												112	H	UT Arlington	50 48	
												137	H	South Alabama	59 68	
												179	A	Texas St.	57 34	
												179	H	Texas St.	60 69	
												202	A	Jacksonville St.	56 61	
												243	A	Loui si ana	54 57	
												270	H	Bethune-Cookman	62 57	
												282	A	Fla. Atlantic	75 59	
												284	H	Kennesaw St.	79 73	
												295	A	La. -Monroe	56 41	
												318	H	UNC Greensboro	70 63	
												322	A	FIU	67 61	
												349	H	N. C. Central	65 54	
LAST 12 Division I GAMES:																
137	H	South Alabama	59 68	112	A	UT Arlington	45 69									
295	A	La. -Monroe	56 41	179	A	Texas St.	57 34									
243	A	Loui si ana	54 57	101	H	Troy	84 80									
179	H	Texas St.	60 69	270	H	Bethune-Cookman	62 57									
112	H	UT Arlington	50 48	349	H	N. C. Central	65 54									
24	A	Florida St.	43 79	202	A	Jacksonville St.	56 61									

Non-Div I Games:

Georgia St.

Average RPI Win:	157	WON-LOST	WINNING	LAST 10	STRENGTH OF	OPP. STRENGTH	TEAM	ADJ.	CONF.	ADJ CONF.
Average RPI Loss:	46	RECORD	PCT. RANK	GAMES	SCHEDULE	OF SCHEDULE	RPI	RPI	RPI	RPI
DIV. I ONLY	13- 6	74	6-4	46	21	35	35	1	1	
DIV. I NON-CONF.	10- 3	59	0- 0	168	109	61	61	1	1	

TOTALS	RPI 1-25	RPI 26-50	W-L RECORDS	RPI 51-100	RPI 101-150	RPI 150+				
13- 6	1- 3	0- 1	OVERALL	4- 0	2- 2	6- 0				
8- 1	1- 1	0- 0	HOME	1- 0	2- 0	4- 0				
2- 4	0- 2	0- 1	AWAY	1- 0	0- 1	1- 0				
3- 1	0- 0	0- 0	NEUTRAL	2- 0	0- 1	1- 0				
10- 3	0- 1	0- 0	NON-CONFERENCE	2- 0	2- 2	6- 0				
6- 0	0- 0	0- 0	HOME	0- 0	2- 0	4- 0				
1- 2	0- 1	0- 0	AWAY	0- 0	0- 1	1- 0				
3- 1	0- 0	0- 0	NEUTRAL	2- 0	0- 1	1- 0				
3- 3	1- 2	0- 1	CONFERENCE	2- 0	0- 0	0- 0				
2- 1	1- 1	0- 0	HOME	1- 0	0- 0	0- 0				
1- 2	0- 1	0- 1	AWAY	1- 0	0- 0	0- 0				
0- 0	0- 0	0- 0	NEUTRAL	0- 0	0- 0	0- 0				

RPI 1-25				RPI 26-50				Team's RPI: 35				RPI 51-100				RPI 101+			
RPI	S	Opponent	Score	RPI	S	Opponent	Score	RPI	S	Opponent	Score	RPI	S	Opponent	Score	RPI	S	Opponent	Score
1	H	Notre Dame	55 76	40	A	Clemson	61 71	52	H	Duke	70 64	102	A	Houston	89 95				
3	A	Louisville	44 61					77	A	Boston College	81 76	108	N	Dayton	66 85				
9	H	Syracuse	65 55					91	N	Seton Hall	84 73	109	H	Georgia	63 53				
23	A	Maryland	54 67					99	N	Idaho St.	74 51	130	H	Appalachian St.	71 53				
												162	A	Georgia St.	78 71				
												187	N	George Washington	70 55				
												240	H	Alabama St.	69 42				
												277	H	Wofford	81 40				
												284	H	Kennesaw St.	60 35				
												330	H	Western Caro.	84 49				
LAST 12 Division I GAMES:																			
52	H	Duke	70 64	9	H	Syracuse	65 55	40	A	Clemson	61 71	3	A	Louisville	44 61				
1	H	Notre Dame	55 76	77	A	Boston College	81 76	284	H	Kennesaw St.	60 35	240	H	Alabama St.	69 42				
277	H	Wofford	81 40	108	N	Dayton	66 85	162	A	Georgia St.	78 71								
91	N	Seton Hall	84 73																

Non-Div I Games:

Georgia Tech

Average RPI	Win:	131	WON-LOST	WINNING	LAST 10	STRENGTH OF	OPP. STRENGTH	TEAM	ADJ.	CONF.	ADJ CONF.
Average RPI	Loss:	13	RECORD	PCT. RANK	GAMES	SCHEDULE	OF SCHEDULE	RPI	RPI	RPI	RPI
DIV. I ONLY		19- 2		11	9-1	56	15	14	14	7	7
DIV. I NON-CONF.		11- 1		13	1- 0	49	4	11	11	7	7

TOTALS	RPI 1-25		RPI 26-50		W-L RECORDS	RPI 51-100		RPI 101-150		RPI 150+	
19- 2	2- 2		1- 0		OVERALL	4- 0		5- 0		7- 0	
11- 0	1- 0		1- 0		HOME	3- 0		3- 0		3- 0	
6- 1	0- 1		0- 0		AWAY	1- 0		1- 0		4- 0	
2- 1	1- 1		0- 0		NEUTRAL	0- 0		1- 0		0- 0	
11- 1	2- 1		0- 0		NON-CONFERENCE	3- 0		3- 0		3- 0	
6- 0	1- 0		0- 0		HOME	2- 0		2- 0		1- 0	
3- 0	0- 0		0- 0		AWAY	1- 0		0- 0		2- 0	
2- 1	1- 1		0- 0		NEUTRAL	0- 0		1- 0		0- 0	
8- 1	0- 1		1- 0		CONFERENCE	1- 0		2- 0		4- 0	
5- 0	0- 0		1- 0		HOME	1- 0		1- 0		2- 0	
3- 1	0- 1		0- 0		AWAY	0- 0		1- 0		2- 0	
0- 0	0- 0		0- 0		NEUTRAL	0- 0		0- 0		0- 0	

RPI	S	Opponent	Score	RPI	S	Opponent	Score	RPI	S	Opponent	Score	RPI	S	Opponent	Score
1	N	Notre Dame	65 81	48	H	Saint Mary's (CA)	74 62	73	H	Paci fic	88 65	105	H	Idaho	88 51
4	H	Stanford	79 73					93	A	Missouri St.	70 67	117	A	Loyol a Marymount	78 53
16	N	Rutgers	57 40					97	H	Washington St.	76 53	122	N	Western Ky.	76 55
24	A	BYU	68 70					99	H	Idaho St.	70 51	141	H	Montana	76 52
												149	H	Portland	97 71
												153	H	Santa Clara	78 61
												156	A	Pepperdi ne	79 54
												188	A	Eastern Wash.	63 51
												208	A	UNLV	70 59
												215	H	Col orado St.	50 39
												245	H	San Francis sco	78 51
												255	A	San Di ego	86 61

LAST 12 Division I GAMES:															
245	H	San Francis sco	78 51	122	N	Western Ky.	76 55	16	N	Rutgers	57 40	153	H	Santa Clara	78 61
255	A	San Di ego	86 61	156	A	Pepperdi ne	79 54	117	A	Loyol a Marymount	78 53	105	H	Idaho	88 51
24	A	BYU	68 70	73	H	Paci fic	88 65	97	H	Washington St.	76 53	149	H	Portland	97 71
149	H	Portland	97 71	48	H	Saint Mary's (CA)	74 62	93	A	Missouri St.	70 67	153	H	Santa Clara	78 61

Non-Div I Games:

Gonzaga

Average RPI Win:	223	WON-LOST	WINNING	LAST 10	STRENGTH OF	OPP. STRENGTH	TEAM	ADJ.	CONF.	ADJ CONF.
Average RPI Loss:	141	RECORD	PCT. RANK	GAMES	SCHEDULE	OF SCHEDULE	RPI	RPI	RPI	RPI
DIV. I ONLY	8- 11	218	7-3	189	197	180	180	29	29	
DIV. I NON-CONF.	3- 9	271	0- 0	50	93	177	177	26	26	

TOTALS	RPI 1-25	RPI 26-50	W-L RECORDS	RPI 51-100	RPI 101-150	RPI 150+				
8- 11	0- 0	1- 1	OVERALL	0- 3	1- 2	6- 5				
2- 2	0- 0	0- 0	HOME	0- 0	0- 0	2- 2				
4- 8	0- 0	0- 0	AWAY	0- 3	0- 2	4- 3				
2- 1	0- 0	1- 1	NEUTRAL	0- 0	1- 0	0- 0				
3- 9	0- 0	1- 1	NON-CONFERENCE	0- 3	1- 2	1- 3				
1- 0	0- 0	0- 0	HOME	0- 0	0- 0	1- 0				
0- 8	0- 0	0- 0	AWAY	0- 3	0- 2	0- 3				
2- 1	0- 0	1- 1	NEUTRAL	0- 0	1- 0	0- 0				
5- 2	0- 0	0- 0	CONFERENCE	0- 0	0- 0	5- 2				
1- 2	0- 0	0- 0	HOME	0- 0	0- 0	1- 2				
4- 0	0- 0	0- 0	AWAY	0- 0	0- 0	4- 0				
0- 0	0- 0	0- 0	NEUTRAL	0- 0	0- 0	0- 0				

RPI 1-25				RPI 26-50				RPI 51-100				RPI 101+				Team's RPI: 180	
RPI	S	Opponent	Score	RPI	S	Opponent	Score	RPI	S	Opponent	Score	RPI	S	Opponent	Score		
				29	N	Indiana	65 62	58	A	Auburn	48 97	112	A	UT Arlington	54 78		
				32	N	South Dakota	53 67	72	A	Kansas	45 76	117	N	Loyola Marymount	62 61		
								87	A	Oklahoma St.	40 86	118	A	Alabama	55 73		
												152	A	South Fla.	50 67		
												167	H	Southern U.	81 86		
												178	A	Southern Miss.	47 68		
												200	A	Prairie View	64 63		
												234	A	Texas Southern	75 67		
												240	A	Alabama St.	80 72		
												259	A	Wichita St.	61 70		
												293	A	Alabama A&M	63 51		
												312	H	Jackson St.	74 77		
												320	H	McNeese	75 51		
												350	H	Alcorn	61 56		
LAST 12 Division I GAMES:																	
				350	H	Alcorn	61 56	312	H	Jackson St.	74 77						
				167	H	Southern U.	81 86	200	A	Prairie View	64 63						
				293	A	Alabama A&M	63 51	234	A	Texas Southern	75 67						
				240	A	Alabama St.	80 72	29	N	Indiana	65 62						
				87	A	Oklahoma St.	40 86	32	N	South Dakota	53 67						
				117	N	Loyola Marymount	62 61	152	A	South Fla.	50 67						

Non-Div I Games:

Grambling

■ Loss,
 ■ Non-Conf,
 ■ S Site,
 ■ Home
 ■ Away
 N Neutral

Average RPI Win: 290		WON-LOST RECORD	WINNING PCT. RANK	LAST 10 GAMES	STRENGTH OF SCHEDULE	OPP. STRENGTH OF SCHEDULE	TEAM RPI	ADJ. RPI	CONF. RPI	ADJ. CONF. RPI
Loss: 217										
DIV. I ONLY		5- 12	273	3-7	340	319	336	336	30	30
DIV. I NON-CONF.		2- 8	293	0- 0	324	304	345	345	30	30
TOTALS		RPI 1-25	RPI 26-50	W-L RECORDS		RPI 51-100	RPI 101-150	RPI 150+		
5- 12	0- 0		0- 0	OVERALL		0- 0	0- 3	5- 9		
4- 4	0- 0		0- 0	HOME		0- 0	0- 2	4- 2		
1- 8	0- 0		0- 0	AWAY		0- 0	0- 1	1- 7		
0- 0	0- 0		0- 0	NEUTRAL		0- 0	0- 0	0- 0		
2- 8	0- 0		0- 0	NON-CONFERENCE		0- 0	0- 3	2- 5		
2- 3	0- 0		0- 0	HOME		0- 0	0- 2	2- 1		
0- 5	0- 0		0- 0	AWAY		0- 0	0- 1	0- 4		
0- 0	0- 0		0- 0	NEUTRAL		0- 0	0- 0	0- 0		
3- 4	0- 0		0- 0	CONFERENCE		0- 0	0- 0	3- 4		
2- 1	0- 0		0- 0	HOME		0- 0	0- 0	2- 1		
1- 3	0- 0		0- 0	AWAY		0- 0	0- 0	1- 3		
0- 0	0- 0		0- 0	NEUTRAL		0- 0	0- 0	0- 0		

RPI 1-25				RPI 26-50				RPI 51-100				RPI 101+				Team's RPI: 336	
RPI	S	Opponent	Score	RPI	S	Opponent	Score	RPI	S	Opponent	Score	RPI	S	Opponent	Score		
												139	A	UNCW	55	77	
												141	H	Montana	47	69	
												143	H	Portland St.	55	60	
												153	A	Santa Clara	55	75	
												157	H	Indiana St.	81	88	
												172	H	New Mexico St.	54	51	
												194	A	UMKC	45	73	
												230	A	East Carolina	47	59	
												252	H	UTRGV	50	66	
												257	A	Utah Valley	46	57	
												274	A	Long Beach St.	50	57	
												286	H	California Baptist	75	71	
												303	H	Incarnate Word	74	63	
												315	A	UC Santa Barbara	55	66	
												337	A	Seattle U	74	73	
												344	A	Chicago St.	48	50	
												351	H	LIU Brooklyn	65	62	
LAST 12 Division I GAMES:																	
				252	H	UTRGV	50	66				286	H	California Baptist	75	71	
				172	H	New Mexico St.	54	51				194	A	UMKC	45	73	
				337	A	Seattle U	74	73				344	A	Chicago St.	48	50	
				257	A	Utah Valley	46	57				143	H	Portland St.	55	60	
				153	A	Santa Clara	55	75				141	H	Montana	47	69	
				274	A	Long Beach St.	50	57				315	A	UC Santa Barbara	55	66	

Non-Div I Games:

Grand Canyon

■ Loss, ■ Non-Conf, S Site, H Home A Away N Neutral

Average RPI Win:	200	WON-LOST	WINNING	LAST 10	STRENGTH OF	OPP. STRENGTH	TEAM	ADJ.	CONF.	ADJ CONF.
Average RPI Loss:	56	RECORD	PCT. RANK	GAMES	SCHEDULE	OF SCHEDULE	RPI	RPI	RPI	RPI
DIV. I ONLY	11- 7	114	8-2	105	99	80	80	21	21	
DIV. I NON-CONF.	4- 5	190	0- 0	7	9	36	36	19	19	

TOTALS	RPI 1-25	RPI 26-50	W-L RECORDS	RPI 51-100	RPI 101-150	RPI 150+				
11- 7	0- 1	1- 3	OVERALL	1- 2	2- 1	7- 0				
6- 2	0- 0	0- 0	HOME	1- 1	2- 1	3- 0				
5- 5	0- 1	1- 3	AWAY	0- 1	0- 0	4- 0				
0- 0	0- 0	0- 0	NEUTRAL	0- 0	0- 0	0- 0				
4- 5	0- 1	1- 3	NON-CONFERENCE	1- 1	1- 0	1- 0				
3- 1	0- 0	0- 0	HOME	1- 1	1- 0	1- 0				
1- 4	0- 1	1- 3	AWAY	0- 0	0- 0	0- 0				
0- 0	0- 0	0- 0	NEUTRAL	0- 0	0- 0	0- 0				
7- 2	0- 0	0- 0	CONFERENCE	0- 1	1- 1	6- 0				
3- 1	0- 0	0- 0	HOME	0- 0	1- 1	2- 0				
4- 1	0- 0	0- 0	AWAY	0- 1	0- 0	4- 0				
0- 0	0- 0	0- 0	NEUTRAL	0- 0	0- 0	0- 0				

RPI 1-25				RPI 26-50				RPI 51-100				RPI 101+			
RPI	S	Opponent	Score	RPI	S	Opponent	Score	RPI	S	Opponent	Score	RPI	S	Opponent	Score
12	A	Marquette	54 80	32	A	South Dakota	49 55	62	H	Maine	70 39	108	H	Dayton	51 35
				34	A	South Dakota St.	47 77	68	H	Northwestern	55 57	116	H	Youngstown St.	60 42
				36	A	DePaul	64 73	85	A	Wright St.	67 85	125	H	IUPUI	63 67
				39	A	Missouri	56 49					174	H	Wisconsin	55 46
												192	A	Milwaukee	76 62
												265	H	Cleveland St.	62 53
												288	A	Northern Ky.	81 61
												290	A	Oakland	77 53
												333	H	UIC	62 32
												335	A	Detroit Mercy	65 40

LAST 12 Division I GAMES:															
				335	A	Detroit Mercy	65 40	125	H	IUPUI	63 67				
				116	H	Youngstown St.	60 42	333	H	UIC	62 32				
				265	H	Cleveland St.	62 53	290	A	Oakland	77 53				
				288	A	Northern Ky.	81 61	12	A	Marquette	54 80				
				85	A	Wright St.	67 85	174	H	Wisconsin	55 46				
				192	A	Milwaukee	76 62	32	A	South Dakota	49 55				

Non-Div I Games: Wis.-Parkside 81 32

Green Bay

Average RPI Win:	232	WON-LOST	WINNING	LAST 10	STRENGTH OF	OPP. STRENGTH	TEAM	ADJ.	CONF.	ADJ CONF.
Average RPI Loss:	165	RECORD	PCT. RANK	GAMES	SCHEDULE	OF SCHEDULE	RPI	RPI	RPI	RPI
DIV. I ONLY	9- 8	144	6-4	230	240	186	186	28	28	
DIV. I NON-CONF.	3- 7	256	0- 1	174	134	254	254	29	29	

TOTALS	RPI 1-25	RPI 26-50	W-L RECORDS	RPI 51-100	RPI 101-150	RPI 150+				
9- 8	0- 1	1- 0	OVERALL	0- 1	1- 1	7- 5				
5- 2	0- 0	1- 0	HOME	0- 0	1- 1	3- 1				
4- 4	0- 1	0- 0	AWAY	0- 0	0- 0	4- 3				
0- 2	0- 0	0- 0	NEUTRAL	0- 1	0- 0	0- 1				
3- 7	0- 1	1- 0	NON-CONFERENCE	0- 1	0- 1	2- 4				
2- 2	0- 0	1- 0	HOME	0- 0	0- 1	1- 1				
1- 3	0- 1	0- 0	AWAY	0- 0	0- 0	1- 2				
0- 2	0- 0	0- 0	NEUTRAL	0- 1	0- 0	0- 1				
6- 1	0- 0	0- 0	CONFERENCE	0- 0	1- 0	5- 1				
3- 0	0- 0	0- 0	HOME	0- 0	1- 0	2- 0				
3- 1	0- 0	0- 0	AWAY	0- 0	0- 0	3- 1				
0- 0	0- 0	0- 0	NEUTRAL	0- 0	0- 0	0- 0				

RPI 1-25				RPI 26-50				RPI 51-100				RPI 101+ Team's RPI: 186			
RPI	S	Opponent	Score	RPI	S	Opponent	Score	RPI	S	Opponent	Score	RPI	S	Opponent	Score
6	A	NC State	51 83	47	H	James Madison	72 65	66	N	SFA	68 70	120	H	Chattanooga	50 58
												126	H	Radford	68 54
												191	H	Elon	62 77
												199	A	UNC Asheville	61 58
												216	A	Cornell	53 79
												227	N	Sacramento St.	61 65
												236	H	Samford	64 57
												241	H	Gardner-Webb	82 80
												242	A	Columbia	63 88
												251	A	Campbell	46 52
												278	A	Winthrop	84 63
												282	A	Fla. Atlantic	72 68
												334	A	Charleston So.	74 66
												348	H	Longwood	66 40

LAST 12 Division I GAMES:															
251	A	Campbell	46 52	227	N	Sacramento St.	61 65								
348	H	Longwood	66 40	241	H	Gardner-Webb	82 80								
126	H	Radford	68 54	278	A	Winthrop	84 63								
199	A	UNC Asheville	61 58	216	A	Cornell	53 79								
334	A	Charleston So.	74 66	66	N	SFA	68 70								
242	A	Columbia	63 88	6	A	NC State	51 83								

Non-Div I Games: Mid-Atlantic Christ.115 48

Hampton

Average RPI Win:	235	WON-LOST	WINNING	LAST 10	STRENGTH OF	OPP. STRENGTH	TEAM	ADJ.	CONF.	ADJ CONF.
Average RPI Loss:	57	RECORD	PCT. RANK	GAMES	SCHEDULE	OF SCHEDULE	RPI	RPI	RPI	RPI
DIV. I ONLY	14- 7	84	9-1	144	160	100	100	23	23	
DIV. I NON-CONF.	7- 7	162	0- 1	99	80	115	115	24	24	

TOTALS	RPI 1-25	RPI 26-50	W-L RECORDS	RPI 51-100	RPI 101-150	RPI 150+				
14- 7	0- 1	0- 4	OVERALL	2- 1	1- 0	11- 1				
7- 2	0- 0	0- 1	HOME	2- 1	1- 0	4- 0				
7- 3	0- 0	0- 3	AWAY	0- 0	0- 0	7- 0				
0- 2	0- 1	0- 0	NEUTRAL	0- 0	0- 0	0- 1				
7- 7	0- 1	0- 4	NON-CONFERENCE	1- 1	1- 0	5- 1				
4- 2	0- 0	0- 1	HOME	1- 1	1- 0	2- 0				
3- 3	0- 0	0- 3	AWAY	0- 0	0- 0	3- 0				
0- 2	0- 1	0- 0	NEUTRAL	0- 0	0- 0	0- 1				
7- 0	0- 0	0- 0	CONFERENCE	1- 0	0- 0	6- 0				
3- 0	0- 0	0- 0	HOME	1- 0	0- 0	2- 0				
4- 0	0- 0	0- 0	AWAY	0- 0	0- 0	4- 0				
0- 0	0- 0	0- 0	NEUTRAL	0- 0	0- 0	0- 0				

RPI 1-25				RPI 26-50				RPI 51-100				RPI 101+			
RPI	S	Opponent	Score	RPI	S	Opponent	Score	RPI	S	Opponent	Score	RPI	S	Opponent	Score
3	N	Louisville	69 86	27	H	Michigan St.	66 74	60	H	Harvard	73 60	145	H	William & Mary	50 45
				28	A	Miami (FL)	62 75	62	H	Maine	49 46	165	A	Stony Brook	64 36
				44	A	New Mexico	65 72	83	H	Princeton	38 75	168	N	Southern Ill.	50 72
				45	A	Villanova	41 59					173	A	Rhode Island	65 51
												254	H	Albany (NY)	82 35
												272	H	Vermont	61 32
												281	H	Bryant	67 57
												297	A	Central Conn. St.	54 52
												299	A	UMass Lowell	66 44
												317	A	NJIT	84 53
												319	A	UMBC	66 52
												321	H	Morgan St.	80 59
												324	A	New Hampshire	66 48

LAST 12 Division I GAMES:															
324	A	New Hampshire	66 48	44	A	New Mexico	65 72								
299	A	UMass Lowell	66 44	28	A	Miami (FL)	62 75								
62	H	Maine	49 46	254	H	Albany (NY)	82 35								
272	H	Vermont	61 32	317	A	NJIT	84 53								
319	A	UMBC	66 52	297	A	Central Conn. St.	54 52								
165	A	Stony Brook	64 36	83	H	Princeton	38 75								

Non-Div I Games:

Hartford

Average RPI	Win:	197	WON-LOST	WINNING	LAST 10	STRENGTH OF	OPP. STRENGTH	TEAM	ADJ.	CONF.	ADJ CONF.
Average RPI	Loss:	44	RECORD	PCT. RANK	GAMES	SCHEDULE	OF SCHEDULE	RPI	RPI	RPI	RPI
DIV. I ONLY		9- 6		116	7-3	54	61	60	60	11	11
DIV. I NON-CONF.		7- 6		153	1- 0	53	17	68	68	10	10

TOTALS	RPI 1-25		RPI 26-50		W-L RECORDS	RPI 51-100		RPI 101-150		RPI 150+	
9- 6	0- 2		1- 1		OVERALL	0- 3		0- 0		8- 0	
3- 3	0- 1		0- 0		HOME	0- 2		0- 0		3- 0	
5- 3	0- 1		1- 1		AWAY	0- 1		0- 0		4- 0	
1- 0	0- 0		0- 0		NEUTRAL	0- 0		0- 0		1- 0	
7- 6	0- 2		1- 1		NON-CONFERENCE	0- 3		0- 0		6- 0	
2- 3	0- 1		0- 0		HOME	0- 2		0- 0		2- 0	
4- 3	0- 1		1- 1		AWAY	0- 1		0- 0		3- 0	
1- 0	0- 0		0- 0		NEUTRAL	0- 0		0- 0		1- 0	
2- 0	0- 0		0- 0		CONFERENCE	0- 0		0- 0		2- 0	
1- 0	0- 0		0- 0		HOME	0- 0		0- 0		1- 0	
1- 0	0- 0		0- 0		AWAY	0- 0		0- 0		1- 0	
0- 0	0- 0		0- 0		NEUTRAL	0- 0		0- 0		0- 0	

RPI 1-25				RPI 26-50				RPI 51-100				Team's RPI : 60				RPI 101+			
RPI	S	Opponent	Score	RPI	S	Opponent	Score	RPI	S	Opponent	Score	RPI	S	Opponent	Score	RPI	S	Opponent	Score
1	A	Notre Dame	58 103	26	A	Purdue	65 66	57	H	Qui nni pi ac	67 72	159	A	CSUN	75 55				
16	H	Rutgers	49 60	31	A	Cal i forni a	85 79	62	H	Mai ne	60 67	163	H	Boston U.	67 47				
								100	A	Hartford	60 73	173	A	Rhode Isl and	80 47				
												202	N	Jacksonville St.	69 62				
												247	A	Dartmouth	73 57				
												247	H	Dartmouth	56 46				
												258	A	Si ena	73 54				
												289	H	La Salle	88 43				
LAST 12 Division I GAMES:																			
				31	A	Cal i forni a	85 79	159	A	CSUN	75 55								
				173	A	Rhode Isl and	80 47	247	A	Dartmouth	73 57								
				163	H	Boston U.	67 47	247	H	Dartmouth	56 46								
				16	H	Rutgers	49 60	202	N	Jacksonville St.	69 62								
				62	H	Mai ne	60 67	100	A	Hartford	60 73								
				57	H	Qui nni pi ac	67 72	258	A	Si ena	73 54								

Non-Div I Games:

Harvard

Average RPI Win: 225
Average RPI Loss: 149

WON-LOST
RECORD

WINNING
PCT. RANK

LAST 10
GAMES

STRENGTH OF
SCHEDULE

OPP. STRENGTH
OF SCHEDULE

TEAM
RPI

ADJ.
RPI

CONF.
RPI

ADJ CONF.
RPI

DIV. I ONLY	6- 11	249	6-4	198	170	243	243	20	20
DIV. I NON-CONF.	3- 9	271	0- 1	170	118	273	273	21	21

TOTALS	RPI 1-25	RPI 26-50	W-L RECORDS	RPI 51-100	RPI 101-150	RPI 150+			
6- 11	0- 1	0- 1	OVERALL	1- 1	1- 2	4- 6			
3- 6	0- 1	0- 0	HOME	1- 1	1- 2	1- 2			
3- 4	0- 0	0- 0	AWAY	0- 0	0- 0	3- 4			
0- 1	0- 0	0- 1	NEUTRAL	0- 0	0- 0	0- 0			
3- 9	0- 1	0- 1	NON-CONFERENCE	0- 1	1- 2	2- 4			
2- 5	0- 1	0- 0	HOME	0- 1	1- 2	1- 1			
1- 3	0- 0	0- 0	AWAY	0- 0	0- 0	1- 3			
0- 1	0- 0	0- 1	NEUTRAL	0- 0	0- 0	0- 0			
3- 2	0- 0	0- 0	CONFERENCE	1- 0	0- 0	2- 2			
1- 1	0- 0	0- 0	HOME	1- 0	0- 0	0- 1			
2- 1	0- 0	0- 0	AWAY	0- 0	0- 0	2- 1			
0- 0	0- 0	0- 0	NEUTRAL	0- 0	0- 0	0- 0			

RPI 1-25				RPI 26-50				RPI 51-100				RPI 101+ Team's RPI: 243			
RPI	S	Opponent	Score	RPI	S	Opponent	Score	RPI	S	Opponent	Score	RPI	S	Opponent	Score
4	H	Stanford	59 81	37	N	Utah	48 73	71	H	UC Davis	65 60	105	H	Idaho	69 61
								88	H	FGCU	67 73	106	H	American	57 69
												149	H	Portland	65 72
												156	H	Pepperdine	64 65
												159	H	CSUN	29 49
												208	A	UNLV	66 61
												211	A	Cal St. Fullerton	68 72
												221	A	San Diego St.	57 58
												250	A	Nevada	78 79
												255	A	San Diego	50 58
												315	A	UC Santa Barbara	47 35
												316	A	Cal Poly	71 54
												337	H	Seattle U	67 51

LAST 12 Division I GAMES:															
159	H	CSUN	29 49	37	N	Utah	48 73	315	A	UC Santa Barbara	47 35	106	H	American	57 69
71	H	UC Davis	65 60	316	A	Cal Poly	71 54	4	H	Stanford	59 81	105	H	Idaho	69 61
211	A	Cal St. Fullerton	68 72	88	H	FGCU	67 73	106	H	American	57 69				
250	A	Nevada	78 79												
208	A	UNLV	66 61												
105	H	Idaho	69 61												

Non-Div I Games: Hawai i Paci fic 66 51

Hawai i

Loss, Non-Conf, S Site, H Home A Away N Neutral

Average RPI Win:	280	WON-LOST	WINNING	LAST 10	STRENGTH OF	OPP. STRENGTH	TEAM	ADJ.	CONF.	ADJ CONF.
Average RPI Loss:	102	RECORD	PCT. RANK	GAMES	SCHEDULE	OF SCHEDULE	RPI	RPI	RPI	RPI
DIV. I ONLY	10- 6	112	8-2	246	288	146	146	28	28	
DIV. I NON-CONF.	5- 4	139	0- 0	156	218	123	123	29	29	

TOTALS	RPI 1-25	RPI 26-50	W-L RECORDS	RPI 51-100	RPI 101-150	RPI 150+				
10- 6	0- 1	0- 1	OVERALL	0- 1	1- 2	9- 1				
7- 0	0- 0	0- 0	HOME	0- 0	1- 0	6- 0				
3- 6	0- 1	0- 1	AWAY	0- 1	0- 2	3- 1				
0- 0	0- 0	0- 0	NEUTRAL	0- 0	0- 0	0- 0				
5- 4	0- 1	0- 1	NON-CONFERENCE	0- 1	1- 1	4- 0				
4- 0	0- 0	0- 0	HOME	0- 0	1- 0	3- 0				
1- 4	0- 1	0- 1	AWAY	0- 1	0- 1	1- 0				
0- 0	0- 0	0- 0	NEUTRAL	0- 0	0- 0	0- 0				
5- 2	0- 0	0- 0	CONFERENCE	0- 0	0- 1	5- 1				
3- 0	0- 0	0- 0	HOME	0- 0	0- 0	3- 0				
2- 2	0- 0	0- 0	AWAY	0- 0	0- 1	2- 1				
0- 0	0- 0	0- 0	NEUTRAL	0- 0	0- 0	0- 0				

RPI 1-25				RPI 26-50				RPI 51-100				RPI 101+ Team's RPI: 146			
RPI	S	Opponent	Score	RPI	S	Opponent	Score	RPI	S	Opponent	Score	RPI	S	Opponent	Score
20	A	Kentucky	49 71	40	A	Clemson	64 83	85	A	Miami (OH)	55 68	106	H	American	66 61
												126	A	Radford	58 80
												144	A	Davidson	62 71
												199	A	UNC Asheville	56 67
												241	A	Gardner-Webb	78 61
												251	H	Campbell	65 60
												256	A	ETSU	73 65
												273	H	Norfolk St.	83 51
												318	H	UNC Greensboro	82 75
												326	H	Presbyterian	79 40
												334	H	Charleston So.	71 64
												341	A	USC Upstate	87 61
												349	H	N.C. Central	80 69

LAST 12 Division I GAMES:															
241	A	Gardner-Webb	78 61	334	H	Charleston So.	71 64	251	H	Campbell	65 60	199	A	UNC Asheville	56 67
326	H	Presbyterian	79 40	40	A	Clemson	64 83	273	H	Norfolk St.	83 51	241	A	Gardner-Webb	78 61
126	A	Radford	58 80	85	A	Miami (OH)	55 68	40	A	ETSU	73 65	256	A	ETSU	73 65
341	A	USC Upstate	87 61					106	H	American	66 61	318	H	UNC Greensboro	82 75

Non-Div I Games: Greensboro 102 50 Mars Hill 86 36

High Point

H
o
f
s
t
r
a

Hofstra				Through Games Of Jan. 26, 2019						
Average RPI Win:	277	WON-LOST RECORD	WINNING PCT. RANK	LAST 10 GAMES	STRENGTH OF SCHEDULE	OPP. STRENGTH OF SCHEDULE	TEAM RPI	ADJ. RPI	CONF. RPI	ADJ CONF. RPI
Average RPI Loss:	154									
DIV. I ONLY		5- 12	273	3-7	175	266	261	261	10	10
DIV. I NON-CONF.		5- 6	177	0- 0	248	335	221	221	12	12

TOTALS	RPI 1-25	RPI 26-50		W-L RECORDS		RPI 51-100	RPI 101-150		RPI 150+	
5- 12	0- 0	0- 1		OVERALL		0- 1	0- 4		5- 6	
1- 6	0- 0	0- 0		HOME		0- 0	0- 2		1- 4	
3- 4	0- 0	0- 1		AWAY		0- 0	0- 1		3- 2	
1- 2	0- 0	0- 0		NEUTRAL		0- 1	0- 1		1- 0	
5- 6	0- 0	0- 0		NON-CONFERENCE		0- 1	0- 1		5- 4	
1- 2	0- 0	0- 0		HOME		0- 0	0- 0		1- 2	
3- 2	0- 0	0- 0		AWAY		0- 0	0- 0		3- 2	
1- 2	0- 0	0- 0		NEUTRAL		0- 1	0- 1		1- 0	
0- 6	0- 0	0- 1		CONFERENCE		0- 0	0- 3		0- 2	
0- 4	0- 0	0- 0		HOME		0- 0	0- 2		0- 2	
0- 2	0- 0	0- 1		AWAY		0- 0	0- 1		0- 0	
0- 0	0- 0	0- 0		NEUTRAL		0- 0	0- 0		0- 0	

H
o
f
s
t
r
a

RPI 1-25				RPI 26-50				RPI 51-100				RPI 101+ Team's RPI: 261			
RPI	S	Opponent	Score	RPI	S	Opponent	Score	RPI	S	Opponent	Score	RPI	S	Opponent	Score
				47	A	James Madison	54 77	85	N	Wright St.	64 93	103	A	Towson	68 92
												123	H	Drexel	49 61
												128	N	Marist	57 71
												145	H	William & Mary	55 60
												165	A	Stony Brook	49 77
												181	H	Delaware	59 78
												191	H	Elon	64 77
												210	A	Holy Cross	66 72
												214	A	St. Bonaventure	67 59
												224	H	Sacred Heart	64 70
												242	H	Columbia	63 65
												258	A	Siena	57 50
												262	N	Stetson	53 50
												319	A	UMBC	45 42
												332	H	Iona	74 49

LAST 12 Division I GAMES:															
				47	A	James Madison	54 77	123	H	Drexel	49 61				
				191	H	Elon	64 77	181	H	Delaware	59 78				
				145	H	William & Mary	55 60	103	A	Towson	68 92				
				258	A	Siena	57 50	224	H	Sacred Heart	64 70				
				319	A	UMBC	45 42	262	N	Stetson	53 50				
				210	A	Holy Cross	66 72	128	N	Marist	57 71				

Non-Div I Games: Wilmington (DE) 77 56

Hofstra

Average RPI Win:	259	WON-LOST	WINNING	LAST 10	STRENGTH OF	OPP. STRENGTH	TEAM	ADJ.	CONF.	ADJ CONF.
Average RPI Loss:	197	RECORD	PCT. RANK	GAMES	SCHEDULE	OF SCHEDULE	RPI	RPI	RPI	RPI
DIV. I ONLY	11- 8	125	5-5	311	268	210	210	19	19	
DIV. I NON-CONF.	8- 3	72	0- 0	333	284	198	198	22	22	

TOTALS	RPI 1-25	RPI 26-50	W-L RECORDS	RPI 51-100	RPI 101-150	RPI 150+				
11- 8	0- 0	0- 0	OVERALL	0- 2	0- 1	11- 5				
8- 2	0- 0	0- 0	HOME	0- 0	0- 0	8- 2				
3- 6	0- 0	0- 0	AWAY	0- 2	0- 1	3- 3				
0- 0	0- 0	0- 0	NEUTRAL	0- 0	0- 0	0- 0				
8- 3	0- 0	0- 0	NON-CONFERENCE	0- 1	0- 0	8- 2				
5- 1	0- 0	0- 0	HOME	0- 0	0- 0	5- 1				
3- 2	0- 0	0- 0	AWAY	0- 1	0- 0	3- 1				
0- 0	0- 0	0- 0	NEUTRAL	0- 0	0- 0	0- 0				
3- 5	0- 0	0- 0	CONFERENCE	0- 1	0- 1	3- 3				
3- 1	0- 0	0- 0	HOME	0- 0	0- 0	3- 1				
0- 4	0- 0	0- 0	AWAY	0- 1	0- 1	0- 2				
0- 0	0- 0	0- 0	NEUTRAL	0- 0	0- 0	0- 0				

RPI 1-25				RPI 26-50				RPI 51-100				RPI 101+ Team's RPI: 210			
RPI	S	Opponent	Score	RPI	S	Opponent	Score	RPI	S	Opponent	Score	RPI	S	Opponent	Score
								54	A	Bucknell	71 75	128	A	Lehigh	55 64
								77	A	Boston College	63 89	163	H	Boston U.	75 69
												173	H	Rhode Island	73 65
												206	H	Brown	85 89
												222	A	Navy	47 54
												225	H	Rider	71 61
												237	H	Colgate	67 70
												254	A	Albany (NY)	56 50
												261	H	Hofstra	72 66
												272	A	Vermont	65 40
												281	A	Bryant	81 62
												283	H	Army West Point	58 39
												299	H	UMass Lowell	63 54
												300	H	Loyola Maryland	78 60
												324	A	New Hampshire	62 74
												325	A	Lafayette	63 73
												342	H	Manhattan	61 53

LAST 12 Division I GAMES:															
				222	A	Navy	47 54	54	A	Bucknell	71 75				
				300	H	Loyola Maryland	78 60	283	H	Army West Point	58 39				
				128	A	Lehigh	55 64	163	H	Boston U.	75 69				
				325	A	Lafayette	63 73	342	H	Manhattan	61 53				
				237	H	Colgate	67 70	324	A	New Hampshire	62 74				
				281	A	Bryant	81 62	261	H	Hofstra	72 66				

Non-Div I Games:

Holy Cross

Average RPI	Win:	202	WON-LOST	WINNING	LAST 10	STRENGTH OF	OPP. STRENGTH	TEAM	ADJ.	CONF.	ADJ CONF.
Average RPI	Loss:	70	RECORD	PCT. RANK	GAMES	SCHEDULE	OF SCHEDULE	RPI	RPI	RPI	RPI
DIV. I ONLY		10- 9		159	6-4	81	79	102	102	9	9
DIV. I NON-CONF.		6- 7		172	0- 0	74	64	105	105	9	9

TOTALS	RPI 1-25		RPI 26-50		W-L RECORDS	RPI 51-100		RPI 101-150		RPI 150+	
10- 9	0- 2		1- 2		OVERALL	0- 3		1- 2		8- 0	
3- 5	0- 2		1- 1		HOME	0- 1		1- 1		1- 0	
7- 4	0- 0		0- 1		AWAY	0- 2		0- 1		7- 0	
0- 0	0- 0		0- 0		NEUTRAL	0- 0		0- 0		0- 0	
6- 7	0- 1		1- 2		NON-CONFERENCE	0- 2		0- 2		5- 0	
1- 4	0- 1		1- 1		HOME	0- 1		0- 1		0- 0	
5- 3	0- 0		0- 1		AWAY	0- 1		0- 1		5- 0	
0- 0	0- 0		0- 0		NEUTRAL	0- 0		0- 0		0- 0	
4- 2	0- 1		0- 0		CONFERENCE	0- 1		1- 0		3- 0	
2- 1	0- 1		0- 0		HOME	0- 0		1- 0		1- 0	
2- 1	0- 0		0- 0		AWAY	0- 1		0- 0		2- 0	
0- 0	0- 0		0- 0		NEUTRAL	0- 0		0- 0		0- 0	

RPI	S	Opponent	Score	RPI	S	Opponent	Score	RPI	S	Opponent	Score	RPI	S	Opponent	Score	Team's RPI: 102
8	H	UConn	61 81	31	A	Cal i forn i a	79 80	77	H	Boston College	57 64	112	H	UT Ar l ington	61 65	
21	H	Texas A&M	52 68	35	H	Georgi a Tech	95 89	88	A	FGCU	71 76	138	H	Tul sa	76 44	
				44	H	New Mexi co	84 89	98	A	Ci nci nnati	57 68	147	A	Loui si ana Tech	88 100	
												178	A	Southern Mi ss.	61 44	
												193	A	George Mason	66 56	
												195	A	SMU	72 61	
												217	H	Temple	78 65	
												242	A	Col umbi a	83 72	
												256	A	ETSU	84 77	
												259	A	Wi chi ta St.	66 58	
												303	A	Incarnate Word	79 60	

LAST 12 Division I GAMES:																
217	H	Temple	78 65	138	H	Tul sa	76 44									
195	A	SMU	72 61	98	A	Ci nci nnati	57 68									
8	H	UConn	61 81	259	A	Wi chi ta St.	66 58									
178	A	Southern Mi ss.	61 44	21	H	Texas A&M	52 68									
193	A	George Mason	66 56	256	A	ETSU	84 77									
112	H	UT Ar l ington	61 65	88	A	FGCU	71 76									

Non-Div I Games:

Houston

Average RPI Win:	311	WON-LOST	WINNING	LAST 10	STRENGTH OF	OPP. STRENGTH	TEAM	ADJ.	CONF.	ADJ CONF.
Average RPI Loss:	192	RECORD	PCT. RANK	GAMES	SCHEDULE	OF SCHEDULE	RPI	RPI	RPI	RPI
DIV. I ONLY	2- 11	327	2-8	289	296	338	338	26	26	
DIV. I NON-CONF.	1- 5	311	0- 0	252	213	328	328	23	23	

TOTALS	RPI 1-25	RPI 26-50	W-L RECORDS	RPI 51-100	RPI 101-150	RPI 150+				
2- 11	0- 0	0- 0	OVERALL	0- 2	0- 0	2- 9				
2- 3	0- 0	0- 0	HOME	0- 0	0- 0	2- 3				
0- 8	0- 0	0- 0	AWAY	0- 2	0- 0	0- 6				
0- 0	0- 0	0- 0	NEUTRAL	0- 0	0- 0	0- 0				
1- 5	0- 0	0- 0	NON-CONFERENCE	0- 1	0- 0	1- 4				
1- 1	0- 0	0- 0	HOME	0- 0	0- 0	1- 1				
0- 4	0- 0	0- 0	AWAY	0- 1	0- 0	0- 3				
0- 0	0- 0	0- 0	NEUTRAL	0- 0	0- 0	0- 0				
1- 6	0- 0	0- 0	CONFERENCE	0- 1	0- 0	1- 5				
1- 2	0- 0	0- 0	HOME	0- 0	0- 0	1- 2				
0- 4	0- 0	0- 0	AWAY	0- 1	0- 0	0- 3				
0- 0	0- 0	0- 0	NEUTRAL	0- 0	0- 0	0- 0				

RPI 1-25				RPI 26-50				RPI 51-100				RPI 101+				Team's RPI: 338
RPI	S	Opponent	Score	RPI	S	Opponent	Score	RPI	S	Opponent	Score	RPI	S	Opponent	Score	
								69	A	Lamar University	50 63	161	A	Texas Tech	76 82	
								87	A	Oklahoma St.	44 77	175	H	Oral Roberts	56 74	
												176	H	Abilene Christian	62 72	
												183	A	North Texas	75 100	
												201	A	Nicholls St.	54 77	
												220	H	Sam Houston St.	63 74	
												259	A	Wichita St.	50 68	
												264	A	Southeastern La.	65 73	
												295	H	La.-Monroe	68 60	
												320	A	McNeese	71 81	
												327	H	New Orleans	83 74	
LAST 12 Division I GAMES:																
176	H	Abilene Christian	62 72	320	A	McNeese	71 81									
201	A	Nicholls St.	54 77	264	A	Southeastern La.	65 73									
327	H	New Orleans	83 74	220	H	Sam Houston St.	63 74									
69	A	Lamar University	50 63	87	A	Oklahoma St.	44 77									
295	H	La.-Monroe	68 60	183	A	North Texas	75 100									
175	H	Oral Roberts	56 74	161	A	Texas Tech	76 82									

Non-Div I Games: Howard Payne 93 60 Tex. A&M Int'l 81 48 McMurry 92 41 Southwest (NM) 100 57
Houston Baptist

Average RPI Win:	294	WON-LOST	WINNING	LAST 10	STRENGTH OF	OPP. STRENGTH	TEAM	ADJ.	CONF.	ADJ CONF.
Average RPI Loss:	185	RECORD	PCT. RANK	GAMES	SCHEDULE	OF SCHEDULE	RPI	RPI	RPI	RPI
DIV. I ONLY	11- 8	125	5-5	332	332	226	226	32	32	
DIV. I NON-CONF.	7- 6	153	0- 0	297	292	203	203	32	32	

TOTALS	RPI 1-25	RPI 26-50	W-L RECORDS	RPI 51-100	RPI 101-150	RPI 150+				
11- 8	0- 0	0- 1	OVERALL	0- 1	0- 1	11- 5				
6- 2	0- 0	0- 0	HOME	0- 0	0- 0	6- 2				
5- 6	0- 0	0- 1	AWAY	0- 1	0- 1	5- 3				
0- 0	0- 0	0- 0	NEUTRAL	0- 0	0- 0	0- 0				
7- 6	0- 0	0- 1	NON-CONFERENCE	0- 1	0- 1	7- 3				
2- 2	0- 0	0- 0	HOME	0- 0	0- 0	2- 2				
5- 4	0- 0	0- 1	AWAY	0- 1	0- 1	5- 1				
0- 0	0- 0	0- 0	NEUTRAL	0- 0	0- 0	0- 0				
4- 2	0- 0	0- 0	CONFERENCE	0- 0	0- 0	4- 2				
4- 0	0- 0	0- 0	HOME	0- 0	0- 0	4- 0				
0- 2	0- 0	0- 0	AWAY	0- 0	0- 0	0- 2				
0- 0	0- 0	0- 0	NEUTRAL	0- 0	0- 0	0- 0				

RPI	S	Opponent	Score	RPI	S	Opponent	Score	RPI	S	Opponent	Score	RPI	S	Opponent	Score	Team's RPI: 226
43	A	North Carolina	63 85	98	A	Cincinnati	51 85	145	A	William & Mary	75 88	170	H	Mercer	70 85	
								193	H	George Mason	73 59	197	A	UMES	72 80	
								238	A	Niagara	68 61	251	A	Campbell	69 64	
								258	H	Siena	81 86	270	H	Bethune-Cookman	61 40	
								271	A	Richmond	60 67	289	A	La Salle	57 54	
								294	A	South Carolina St.	63 72	317	H	NJIT	77 57	
								321	H	Morgan St.	79 56	322	A	FIU	89 62	
								345	A	Fairleigh Dickinson	79 58	346	H	Delaware St.	78 62	
								347	H	Florida A&M	74 68					
LAST 12 Division I GAMES:																
270	H	Bethune-Cookman	61 40	346	H	Delaware St.	78 62	294	A	South Carolina St.	63 72	321	H	Morgan St.	79 56	
197	A	UMES	72 80	251	A	Campbell	69 64	322	A	FIU	89 62	271	A	Richmond	60 67	
347	H	Florida A&M	74 68	270	H	Bethune-Cookman	61 40	294	A	South Carolina St.	63 72	317	H	NJIT	77 57	
43	A	North Carolina	63 85	251	A	Campbell	69 64	322	A	FIU	89 62	271	A	Richmond	60 67	
98	A	Cincinnati	51 85	270	H	Bethune-Cookman	61 40	321	H	Morgan St.	79 56	289	A	La Salle	57 54	
170	H	Mercer	70 85	289	A	La Salle	57 54	322	A	FIU	89 62	294	A	South Carolina St.	63 72	

Non-Div I Games:

Howard

Average RPI Win:	223	WON-LOST	WINNING	LAST 10	STRENGTH OF	OPP. STRENGTH	TEAM	ADJ.	CONF.	ADJ CONF.
Average RPI Loss:	97	RECORD	PCT. RANK	GAMES	SCHEDULE	OF SCHEDULE	RPI	RPI	RPI	RPI
DIV. I ONLY	12- 7	105	7-3	179	168	125	125	21	21	
DIV. I NON-CONF.	5- 5	162	0- 0	47	110	75	75	19	19	

TOTALS	RPI 1-25	RPI 26-50	W-L RECORDS	RPI 51-100	RPI 101-150	RPI 150+				
12- 7	0- 1	0- 1	OVERALL	1- 2	2- 1	9- 2				
5- 3	0- 0	0- 1	HOME	0- 2	1- 0	4- 0				
6- 4	0- 1	0- 0	AWAY	1- 0	0- 1	5- 2				
1- 0	0- 0	0- 0	NEUTRAL	0- 0	1- 0	0- 0				
5- 5	0- 1	0- 1	NON-CONFERENCE	0- 1	2- 0	3- 2				
1- 2	0- 0	0- 1	HOME	0- 1	1- 0	0- 0				
3- 3	0- 1	0- 0	AWAY	0- 0	0- 0	3- 2				
1- 0	0- 0	0- 0	NEUTRAL	0- 0	1- 0	0- 0				
7- 2	0- 0	0- 0	CONFERENCE	1- 1	0- 1	6- 0				
4- 1	0- 0	0- 0	HOME	0- 1	0- 0	4- 0				
3- 1	0- 0	0- 0	AWAY	1- 0	0- 1	2- 0				
0- 0	0- 0	0- 0	NEUTRAL	0- 0	0- 0	0- 0				

RPI 1-25				RPI 26-50				RPI 51-100				RPI 101+				Team's RPI: 125
RPI	S	Opponent	Score	RPI	S	Opponent	Score	RPI	S	Opponent	Score	RPI	S	Opponent	Score	
10	A	Iowa	58 72	33	H	Ohio	66 73	80	A	Green Bay	67 63	116	A	Youngstown St.	52 70	
								85	H	Wright St.	75 78	135	H	UT Martin	73 72	
								90	H	UNI	40 53	136	N	VCU	63 61	
												157	A	Indiana St.	64 59	
												168	A	Southern Ill.	73 78	
												174	A	Wisconsin	64 65	
												192	A	Milwaukee	67 66	
												203	A	Ole Miss	66 58	
												263	A	UTSA	58 50	
												265	A	Cleveland St.	75 50	
												288	H	Northern Ky.	70 48	
												290	H	Oakland	82 53	
												333	H	UIC	71 43	
												335	H	Detroit Mercy	82 47	
LAST 12 Division I GAMES:																
290	H	Oakland	82 53	80	A	Green Bay	67 63	192	A	Milwaukee	67 66	333	H	UIC	71 43	
335	H	Detroit Mercy	82 47	168	A	Southern Ill.	73 78	33	H	Ohio	66 73	10	A	Iowa	58 72	
116	A	Youngstown St.	52 70	85	H	Wright St.	75 78									
265	A	Cleveland St.	75 50													
288	H	Northern Ky.	70 48													
85	H	Wright St.	75 78													

Non-Div I Games: Purdue Northwest 101 40

IUPUI

Average RPI Win:	187	WON-LOST	WINNING	LAST 10	STRENGTH OF	OPP. STRENGTH	TEAM	ADJ.	CONF.	ADJ CONF.
Average RPI Loss:	115	RECORD	PCT. RANK	GAMES	SCHEDULE	OF SCHEDULE	RPI	RPI	RPI	RPI
DIV. I ONLY	9- 8	144	6-4	99	121	105	105	15	15	
DIV. I NON-CONF.	3- 6	241	0- 0	70	57	149	149	11	11	

TOTALS	RPI 1-25	RPI 26-50	W-L RECORDS	RPI 51-100	RPI 101-150	RPI 150+				
9- 8	0- 2	0- 0	OVERALL	1- 2	1- 2	7- 2				
5- 1	0- 0	0- 0	HOME	0- 0	1- 1	4- 0				
4- 6	0- 2	0- 0	AWAY	1- 1	0- 1	3- 2				
0- 1	0- 0	0- 0	NEUTRAL	0- 1	0- 0	0- 0				
3- 6	0- 2	0- 0	NON-CONFERENCE	0- 2	0- 0	3- 2				
2- 0	0- 0	0- 0	HOME	0- 0	0- 0	2- 0				
1- 5	0- 2	0- 0	AWAY	0- 1	0- 0	1- 2				
0- 1	0- 0	0- 0	NEUTRAL	0- 1	0- 0	0- 0				
6- 2	0- 0	0- 0	CONFERENCE	1- 0	1- 2	4- 0				
3- 1	0- 0	0- 0	HOME	0- 0	1- 1	2- 0				
3- 1	0- 0	0- 0	AWAY	1- 0	0- 1	2- 0				
0- 0	0- 0	0- 0	NEUTRAL	0- 0	0- 0	0- 0				

RPI 1-25				RPI 26-50				RPI 51-100				RPI 101+ Team's RPI: 105			
RPI	S	Opponent	Score	RPI	S	Opponent	Score	RPI	S	Opponent	Score	RPI	S	Opponent	Score
4	A	Stanford	71 115					63	A	Wyomi ng	61 64	113	H	Northern Colo.	72 86
14	A	Gonzaga	51 88					64	N	Boi se St.	85 91	141	A	Montana	79 82
								99	A	Idaho St.	86 72	143	H	Portland St.	80 78
												151	A	Montana St.	82 66
												159	H	CSUN	88 73
												161	A	Texas Tech	88 77
												188	H	Eastern Wash.	84 68
												227	H	Sacramento St.	104 66
												243	A	Hawai i	61 69
												245	H	San Franci sco	70 63
												274	A	Long Beach St.	63 70
												310	A	Weber St.	79 74

LAST 12 Division I GAMES:															
151	A	Montana St.	82 66	143	H	Portland St.	80 78								
113	H	Northern Colo.	72 86	227	H	Sacramento St.	104 66								
188	H	Eastern Wash.	84 68	141	A	Montana	79 82								
310	A	Weber St.	79 74	63	A	Wyomi ng	61 64								
99	A	Idaho St.	86 72	243	A	Hawai i	61 69								
14	A	Gonzaga	51 88	245	H	San Franci sco	70 63								

Non-Div I Games:

Idaho

Average RPI Win:	225	WON-LOST	WINNING	LAST 10	STRENGTH OF	OPP. STRENGTH	TEAM	ADJ.	CONF.	ADJ CONF.
Average RPI Loss:	59	RECORD	PCT. RANK	GAMES	SCHEDULE	OF SCHEDULE	RPI	RPI	RPI	RPI
DIV. I ONLY	11- 6	99	8-2	146	147	99	99	15	15	
DIV. I NON-CONF.	4- 4	162	0- 0	24	185	64	64	11	11	
<hr/>										
TOTALS	RPI 1-25	RPI 26-50	W-L RECORDS	RPI 51-100	RPI 101-150	RPI 150+				
11- 6	0- 1	0- 2	OVERALL	0- 1	1- 2	10- 0				
6- 1	0- 0	0- 0	HOME	0- 0	1- 1	5- 0				
4- 4	0- 1	0- 1	AWAY	0- 1	0- 1	4- 0				
1- 1	0- 0	0- 1	NEUTRAL	0- 0	0- 0	1- 0				
4- 4	0- 1	0- 2	NON-CONFERENCE	0- 1	0- 0	4- 0				
2- 0	0- 0	0- 0	HOME	0- 0	0- 0	2- 0				
1- 3	0- 1	0- 1	AWAY	0- 1	0- 0	1- 0				
1- 1	0- 0	0- 1	NEUTRAL	0- 0	0- 0	1- 0				
7- 2	0- 0	0- 0	CONFERENCE	0- 0	1- 2	6- 0				
4- 1	0- 0	0- 0	HOME	0- 0	1- 1	3- 0				
3- 1	0- 0	0- 0	AWAY	0- 0	0- 1	3- 0				
0- 0	0- 0	0- 0	NEUTRAL	0- 0	0- 0	0- 0				

RPI 1-25				RPI 26-50				RPI 51-100 Team's RPI: 99				RPI 101+			
RPI	S	Opponent	Score	RPI	S	Opponent	Score	RPI	S	Opponent	Score	RPI	S	Opponent	Score
14	A	Gonzaga	51 70	35	N	Georgia Tech	51 74	51	A	Arizona	46 71	105	H	Idaho	72 86
				37	A	Utah	60 74					113	A	Northern Colo.	56 60
												141	H	Montana	50 34
												151	H	Montana St.	61 43
												156	H	Pepperdine	65 63
												188	H	Eastern Wash.	63 48
												219	A	Southern Utah	69 57
												227	H	Sacramento St.	73 43
												257	H	Utah Valley	80 68
												260	A	Northern Ariz.	80 69
												284	N	Kennesaw St.	60 49
												286	A	California Baptist	72 57
												310	A	Weber St.	70 57
<hr/>															
LAST 12 Division I GAMES:															
227	H	Sacramento St.	73 43	151	H	Montana St.	61 43								
310	A	Weber St.	70 57	141	H	Montana	50 34								
260	A	Northern Ariz.	80 69	113	A	Northern Colo.	56 60								
219	A	Southern Utah	69 57	156	H	Pepperdine	65 63								
188	H	Eastern Wash.	63 48	257	H	Utah Valley	80 68								
105	H	Idaho	72 86	35	N	Georgia Tech	51 74								

Non-Div I Games: Benedictine Mesa 88 51

Idaho St.

Average RPI Win:	237	WON-LOST	WINNING	LAST 10	STRENGTH OF	OPP. STRENGTH	TEAM	ADJ.	CONF.	ADJ CONF.
Average RPI Loss:	64	RECORD	PCT. RANK	GAMES	SCHEDULE	OF SCHEDULE	RPI	RPI	RPI	RPI
DIV. I ONLY	9- 10	181	2-8	106	98	171	171	4	4	
DIV. I NON-CONF.	8- 3	72	0- 0	267	270	171	171	5	5	

TOTALS	RPI 1-25	RPI 26-50	W-L RECORDS	RPI 51-100	RPI 101-150	RPI 150+				
9- 10	0- 2	0- 4	OVERALL	0- 3	1- 0	8- 1				
7- 5	0- 2	0- 2	HOME	0- 1	0- 0	7- 0				
2- 4	0- 0	0- 2	AWAY	0- 2	1- 0	1- 0				
0- 1	0- 0	0- 0	NEUTRAL	0- 0	0- 0	0- 1				
8- 3	0- 0	0- 2	NON-CONFERENCE	0- 0	0- 0	8- 1				
7- 1	0- 0	0- 1	HOME	0- 0	0- 0	7- 0				
1- 1	0- 0	0- 1	AWAY	0- 0	0- 0	1- 0				
0- 1	0- 0	0- 0	NEUTRAL	0- 0	0- 0	0- 1				
1- 7	0- 2	0- 2	CONFERENCE	0- 3	1- 0	0- 0				
0- 4	0- 2	0- 1	HOME	0- 1	0- 0	0- 0				
1- 3	0- 0	0- 1	AWAY	0- 2	1- 0	0- 0				
0- 0	0- 0	0- 0	NEUTRAL	0- 0	0- 0	0- 0				

RPI 1-25				RPI 26-50				RPI 51-100				RPI 101+ Team's RPI: 171			
RPI	S	Opponent	Score	RPI	S	Opponent	Score	RPI	S	Opponent	Score	RPI	S	Opponent	Score
10	H	Iowa	75 94	27	A	Michigan St.	60 77	68	A	Northwestern	45 68	132	A	Minnesota	66 62
16	H	Rutgers	60 71	29	H	Indiana	83 85	89	H	Nebraska	67 77	157	H	Indiana St.	75 57
				39	H	Missouri	45 67	96	A	Penn St.	48 62	177	H	Eastern Mich.	72 66
				40	A	Clemson	67 69					207	H	SIUE	74 57
												227	N	Sacramento St.	107 109
												242	H	Columbia	76 69
												293	H	Alabama A&M	88 60
												305	H	Murray St.	84 52
												308	H	Valparaiso	73 54
												316	A	Cal Poly	74 51

LAST 12 Division I GAMES:															
96	A	Penn St.	48 62	27	A	Michigan St.	60 77	10	H	Iowa	75 94	89	H	Nebraska	67 77
16	H	Rutgers	60 71	10	H	Iowa	75 94	207	H	SIUE	74 57	305	H	Murray St.	84 52
132	A	Minnesota	66 62	89	H	Nebraska	67 77	157	H	Indiana St.	75 57				
68	A	Northwestern	45 68												
29	H	Indiana	83 85												
39	H	Missouri	45 67												

Non-Div I Games:

Illinois

Average RPI Win:	232	WON-LOST	WINNING	LAST 10	STRENGTH OF	OPP. STRENGTH	TEAM	ADJ.	CONF.	ADJ CONF.
Average RPI Loss:	138	RECORD	PCT. RANK	GAMES	SCHEDULE	OF SCHEDULE	RPI	RPI	RPI	RPI
DIV. I ONLY	9- 8	144	6-4	226	211	190	190	12	12	
DIV. I NON-CONF.	6- 4	125	0- 0	302	293	188	188	14	14	

TOTALS	RPI 1-25	RPI 26-50	W-L RECORDS	RPI 51-100	RPI 101-150	RPI 150+				
9- 8	0- 1	0- 1	OVERALL	1- 1	0- 0	8- 5				
6- 3	0- 1	0- 0	HOME	1- 1	0- 0	5- 1				
3- 5	0- 0	0- 1	AWAY	0- 0	0- 0	3- 4				
0- 0	0- 0	0- 0	NEUTRAL	0- 0	0- 0	0- 0				
6- 4	0- 0	0- 1	NON-CONFERENCE	0- 0	0- 0	6- 3				
4- 0	0- 0	0- 0	HOME	0- 0	0- 0	4- 0				
2- 4	0- 0	0- 1	AWAY	0- 0	0- 0	2- 3				
0- 0	0- 0	0- 0	NEUTRAL	0- 0	0- 0	0- 0				
3- 4	0- 1	0- 0	CONFERENCE	1- 1	0- 0	2- 2				
2- 3	0- 1	0- 0	HOME	1- 1	0- 0	1- 1				
1- 1	0- 0	0- 0	AWAY	0- 0	0- 0	1- 1				
0- 0	0- 0	0- 0	NEUTRAL	0- 0	0- 0	0- 0				

RPI	S	Opponent	Score	RPI	S	Opponent	Score	RPI	S	Opponent	Score	RPI	S	Opponent	Score	Team's RPI: 190
13	H	Drake	64 82	38	A	Butler	56 58	90	H	UNI	66 64	155	H	Bradley	68 79	
								93	H	Missouri St.	47 59	157	A	Indiana St.	44 59	
												168	H	Southern Ill.	60 52	
												177	A	Eastern Mich.	41 50	
												194	A	UMKC	62 55	
												198	H	Saint Louis	72 67	
												207	A	SIUE	61 68	
												213	H	North Dakota	67 55	
												265	A	Cleveland St.	63 67	
												288	A	Northern Ky.	58 53	
												290	H	Oakland	62 56	
												307	H	Austin Peay	61 49	
												340	A	Evansville	72 61	
LAST 12 Division I GAMES:																
340	A	Evansville	72 61	155	H	Bradley	68 79	93	H	Missouri St.	47 59	168	H	Southern Ill.	60 52	
157	A	Indiana St.	44 59	288	A	Northern Ky.	58 53	307	H	Austin Peay	61 49	290	H	Oakland	62 56	
13	H	Drake	64 82	307	H	Austin Peay	61 49	213	H	North Dakota	67 55	177	A	Eastern Mich.	41 50	
90	H	UNI	66 64	265	A	Cleveland St.	63 67	194	A	UMKC	62 55	157	A	Indiana St.	44 59	
194	A	UMKC	62 55	198	H	Saint Louis	72 67	155	H	Bradley	68 79	168	H	Southern Ill.	60 52	
198	H	Saint Louis	72 67					93	H	Missouri St.	47 59	194	A	UMKC	62 55	

Non-Div I Games: Maryville (MO) 61 52

Illinois St.

Average RPI Win:	324	WON-LOST	WINNING	LAST 10	STRENGTH OF	OPP. STRENGTH	TEAM	ADJ.	CONF.	ADJ CONF.
Average RPI Loss:	151	RECORD	PCT. RANK	GAMES	SCHEDULE	OF SCHEDULE	RPI	RPI	RPI	RPI

DIV. I ONLY	2- 16	335	2-8	165	239	303	303	26	26
DIV. I NON-CONF.	0- 11	336	0- 0	87	190	305	305	23	23

TOTALS	RPI 1-25	RPI 26-50	W-L RECORDS	RPI 51-100	RPI 101-150	RPI 150+			
2- 16	0- 1	0- 1	OVERALL	0- 4	0- 3	2- 7			
1- 7	0- 0	0- 0	HOME	0- 3	0- 2	1- 2			
1- 9	0- 1	0- 1	AWAY	0- 1	0- 1	1- 5			
0- 0	0- 0	0- 0	NEUTRAL	0- 0	0- 0	0- 0			
0- 11	0- 1	0- 1	NON-CONFERENCE	0- 2	0- 3	0- 4			
0- 4	0- 0	0- 0	HOME	0- 1	0- 2	0- 1			
0- 7	0- 1	0- 1	AWAY	0- 1	0- 1	0- 3			
0- 0	0- 0	0- 0	NEUTRAL	0- 0	0- 0	0- 0			
2- 5	0- 0	0- 0	CONFERENCE	0- 2	0- 0	2- 3			
1- 3	0- 0	0- 0	HOME	0- 2	0- 0	1- 1			
1- 2	0- 0	0- 0	AWAY	0- 0	0- 0	1- 2			
0- 0	0- 0	0- 0	NEUTRAL	0- 0	0- 0	0- 0			

RPI 1-25				RPI 26-50				RPI 51-100				RPI 101+ Team's RPI: 303			
RPI	S	Opponent	Score	RPI	S	Opponent	Score	RPI	S	Opponent	Score	RPI	S	Opponent	Score
15	A	Arizona St.	43 81	32	A	South Dakota	43 96	51	A	Arizona	42 84	102	H	Houston	60 79
								59	H	Rice	63 74	112	H	UT Arlington	49 97
								66	H	SFA	56 66	132	A	Minnesota	39 75
								69	H	Lamar University	51 77	196	A	Massachusetts	59 71
												201	A	Nicholls St.	62 86
												220	H	Sam Houston St.	56 76
												221	A	San Diego St.	38 81
												301	A	Central Ark.	43 74
												310	H	Weber St.	64 72
												320	A	McNeese	68 66
												327	H	New Orleans	81 69
												336	A	Grand Canyon	63 74
LAST 12 Division I GAMES:															
301	A	Central Ark.	43 74	327	H	New Orleans	81 69								
220	H	Sam Houston St.	56 76	69	H	Lamar University	51 77								
201	A	Nicholls St.	62 86	66	H	SFA	56 66								
320	A	McNeese	68 66	132	A	Minnesota	39 75								
59	H	Rice	63 74	112	H	UT Arlington	49 97								
196	A	Massachusetts	59 71	51	A	Arizona	42 84								

Non-Div I Games:

Incarnate Word

Average RPI Win:	129	WON-LOST	WINNING	LAST 10	STRENGTH OF	OPP. STRENGTH	TEAM	ADJ.	CONF.	ADJ CONF.
Average RPI Loss:	97	RECORD	PCT. RANK	GAMES	SCHEDULE	OF SCHEDULE	RPI	RPI	RPI	RPI
DIV. I ONLY	16- 4	31	6-4	88	22	29	29	4	4	
DIV. I NON-CONF.	11- 1	13	0- 0	128	42	22	22	5	5	

TOTALS	RPI 1-25	RPI 26-50	W-L RECORDS	RPI 51-100	RPI 101-150	RPI 150+				
16- 4	0- 0	4- 1	OVERALL	3- 1	3- 1	6- 1				
9- 1	0- 0	2- 0	HOME	3- 1	1- 0	3- 0				
5- 2	0- 0	1- 1	AWAY	0- 0	1- 1	3- 0				
2- 1	0- 0	1- 0	NEUTRAL	0- 0	1- 0	0- 1				
11- 1	0- 0	3- 0	NON-CONFERENCE	1- 0	3- 0	4- 1				
6- 0	0- 0	1- 0	HOME	1- 0	1- 0	3- 0				
3- 0	0- 0	1- 0	AWAY	0- 0	1- 0	1- 0				
2- 1	0- 0	1- 0	NEUTRAL	0- 0	1- 0	0- 1				
5- 3	0- 0	1- 1	CONFERENCE	2- 1	0- 1	2- 0				
3- 1	0- 0	1- 0	HOME	2- 1	0- 0	0- 0				
2- 2	0- 0	0- 1	AWAY	0- 0	0- 1	2- 0				
0- 0	0- 0	0- 0	NEUTRAL	0- 0	0- 0	0- 0				

RPI 1-25				Team's RPI: 29				RPI 51-100				RPI 101+			
RPI	S	Opponent	Score	RPI	S	Opponent	Score	RPI	S	Opponent	Score	RPI	S	Opponent	Score
26	A	Purdue	53 56	27	H	Michigan St.	68 64	61	H	Michigan	70 60	110	H	Northern Ill.	91 73
32	N	South Dakota	68 60	38	H	Butler	66 46	68	H	Northwestern	69 75	114	A	Ohio St.	50 55
46	A	UCLA	67 65					93	H	Missouri St.	98 74	115	A	Wake Forest	87 73
								96	H	Penn St.	83 75	117	N	Loyola Marymount	67 43
												171	A	Illinois	85 83
												174	A	Wisconsin	75 68
												180	N	Grambling	62 65
												192	H	Milwaukee	68 66
												209	H	Florida	83 64
												290	A	Oakland	59 32
												298	H	North Florida	75 52

LAST 12 Division I GAMES:															
174	A	Wisconsin	75 68	61	H	Michigan	70 60								
114	A	Ohio St.	50 55	26	A	Purdue	53 56								
27	H	Michigan St.	68 64	68	H	Northwestern	69 75								
96	H	Penn St.	83 75	180	N	Grambling	62 65								
171	A	Illinois	85 83	117	N	Loyola Marymount	67 43								
32	N	South Dakota	68 60	93	H	Missouri St.	98 74								

Non-Div I Games:

Indiana

Average RPI Win:	248	WON-LOST	WINNING	LAST 10	STRENGTH OF	OPP. STRENGTH	TEAM	ADJ.	CONF.	ADJ CONF.
Average RPI Loss:	137	RECORD	PCT. RANK	GAMES	SCHEDULE	OF SCHEDULE	RPI	RPI	RPI	RPI
DIV. I ONLY	8- 9	190	4-6	122	269	157	157	12	12	
DIV. I NON-CONF.	5- 5	162	0- 0	198	325	165	165	14	14	
<hr/>										
TOTALS	RPI 1-25	RPI 26-50	W-L RECORDS	RPI 51-100	RPI 101-150	RPI 150+				
8- 9	0- 1	0- 1	OVERALL	0- 1	0- 1	8- 5				
2- 3	0- 1	0- 0	HOME	0- 0	0- 1	2- 1				
6- 5	0- 0	0- 1	AWAY	0- 1	0- 0	6- 3				
0- 1	0- 0	0- 0	NEUTRAL	0- 0	0- 0	0- 1				
5- 5	0- 0	0- 1	NON-CONFERENCE	0- 0	0- 1	5- 3				
1- 1	0- 0	0- 0	HOME	0- 0	0- 1	1- 0				
4- 3	0- 0	0- 1	AWAY	0- 0	0- 0	4- 2				
0- 1	0- 0	0- 0	NEUTRAL	0- 0	0- 0	0- 1				
3- 4	0- 1	0- 0	CONFERENCE	0- 1	0- 0	3- 2				
1- 2	0- 1	0- 0	HOME	0- 0	0- 0	1- 1				
2- 2	0- 0	0- 0	AWAY	0- 1	0- 0	2- 1				
0- 0	0- 0	0- 0	NEUTRAL	0- 0	0- 0	0- 0				

RPI 1-25				RPI 26-50				RPI 51-100				RPI 101+				Team's RPI: 157
RPI	S	Opponent	Score	RPI	S	Opponent	Score	RPI	S	Opponent	Score	RPI	S	Opponent	Score	
13	H	Drake	68 70	38	A	Butler	49 72	93	A	Missouri St.	58 71	125	H	IUPUI	59 64	
												154	N	UC Irvine	61 77	
												155	H	Bradley	45 61	
												168	A	Southern Ill.	61 58	
												171	A	Illinois	57 75	
												190	H	Illinois St.	59 44	
												198	A	Saint Louis	60 56	
												204	A	Southeast Mo. St.	62 51	
												218	A	Loyola Chicago	54 56	
												249	A	Marshall	62 53	
												267	A	Eastern Ill.	39 63	
												308	A	Valparaiso	86 82	
												333	H	UIC	60 53	
												336	A	Grand Canyon	88 81	
<hr/>																
LAST 12 Division I GAMES:																
155	H	Bradley	45 61	13	H	Drake	68 70	218	A	Loyola Chicago	54 56	308	A	Valparaiso	86 82	
190	H	Illinois St.	59 44	38	A	Butler	49 72	333	H	UIC	60 53	171	A	Illinois	57 75	
168	A	Southern Ill.	61 58					125	H	IUPUI	59 64					
93	A	Missouri St.	58 71													
267	A	Eastern Ill.	39 63													

Non-Div I Games: Davenport 79 43

Indiana St.

Average RPI Win:	187	WON-LOST	WINNING	LAST 10	STRENGTH OF	OPP. STRENGTH	TEAM	ADJ.	CONF.	ADJ CONF.
Average RPI Loss:	179	RECORD	PCT. RANK	GAMES	SCHEDULE	OF SCHEDULE	RPI	RPI	RPI	RPI
DIV. I ONLY	1- 18	348	0-10	187	229	332	332	27	27	
DIV. I NON-CONF.	1- 10	330	0- 0	78	102	281	281	28	28	

TOTALS	RPI 1-25	RPI 26-50	W-L RECORDS	RPI 51-100	RPI 101-150	RPI 150+				
1- 18	0- 1	0- 0	OVERALL	0- 4	0- 3	1- 10				
1- 10	0- 1	0- 0	HOME	0- 1	0- 2	1- 6				
0- 8	0- 0	0- 0	AWAY	0- 3	0- 1	0- 4				
0- 0	0- 0	0- 0	NEUTRAL	0- 0	0- 0	0- 0				
1- 10	0- 1	0- 0	NON-CONFERENCE	0- 4	0- 2	1- 3				
1- 5	0- 1	0- 0	HOME	0- 1	0- 2	1- 1				
0- 5	0- 0	0- 0	AWAY	0- 3	0- 0	0- 2				
0- 0	0- 0	0- 0	NEUTRAL	0- 0	0- 0	0- 0				
0- 8	0- 0	0- 0	CONFERENCE	0- 0	0- 1	0- 7				
0- 5	0- 0	0- 0	HOME	0- 0	0- 0	0- 5				
0- 3	0- 0	0- 0	AWAY	0- 0	0- 1	0- 2				
0- 0	0- 0	0- 0	NEUTRAL	0- 0	0- 0	0- 0				

RPI 1-25				RPI 26-50				RPI 51-100				RPI 101+ Team's RPI: 332			
RPI	S	Opponent	Score	RPI	S	Opponent	Score	RPI	S	Opponent	Score	RPI	S	Opponent	Score
22	H	Central Mich.	39 82					54	A	Bucknell	43 81	107	H	St. John's (NY)	35 61
								72	A	Kansas	44 75	128	A	Marist	36 76
								84	A	Tol edo	38 84	133	H	Fordham	40 57
								94	H	Penn	43 66	165	H	Stony Brook	51 53
												187	H	George Washi ngton	52 43
												217	A	Temple	39 59
												225	H	Ri der	58 66
												238	H	Ni agara	46 58
												239	H	Monmouth	38 55
												258	A	Si ena	47 59
												261	A	Hofstra	49 74
												280	H	Canis us	40 48
												302	H	Fairfi eld	42 55
												342	A	Manhattan	33 55
LAST 12 Division I GAMES:															
225	H	Ri der	58 66	302	H	Fairfi eld	42 55								
238	H	Ni agara	46 58	128	A	Marist	36 76								
280	H	Canis us	40 48	342	A	Manhattan	33 55								
258	A	Si ena	47 59	165	H	Stony Brook	51 53								
239	H	Monmouth	38 55	94	H	Penn	43 66								
133	H	Fordham	40 57	217	A	Temple	39 59								

Non-Div I Games:

Iona

Average RPI Win:	124	WON-LOST	WINNING	LAST 10	STRENGTH OF	OPP. STRENGTH	TEAM	ADJ.	CONF.	ADJ CONF.
Average RPI Loss:	20	RECORD	PCT. RANK	GAMES	SCHEDULE	OF SCHEDULE	RPI	RPI	RPI	RPI
DIV. I ONLY	15- 4	34	8-2	9	30	10	10	4	4	
DIV. I NON-CONF.	9- 2	43	0- 1	14	34	10	10	5	5	

TOTALS	RPI 1-25	RPI 26-50	W-L RECORDS	RPI 51-100	RPI 101-150	RPI 150+				
15- 4	3- 2	0- 2	OVERALL	4- 0	3- 0	5- 0				
10- 0	2- 0	0- 0	HOME	3- 0	1- 0	4- 0				
4- 3	1- 1	0- 2	AWAY	0- 0	2- 0	1- 0				
1- 1	0- 1	0- 0	NEUTRAL	1- 0	0- 0	0- 0				
9- 2	2- 2	0- 0	NON-CONFERENCE	2- 0	2- 0	3- 0				
6- 0	1- 0	0- 0	HOME	1- 0	1- 0	3- 0				
2- 1	1- 1	0- 0	AWAY	0- 0	1- 0	0- 0				
1- 1	0- 1	0- 0	NEUTRAL	1- 0	0- 0	0- 0				
6- 2	1- 0	0- 2	CONFERENCE	2- 0	1- 0	2- 0				
4- 0	1- 0	0- 0	HOME	2- 0	0- 0	1- 0				
2- 2	0- 0	0- 2	AWAY	0- 0	1- 0	1- 0				
0- 0	0- 0	0- 0	NEUTRAL	0- 0	0- 0	0- 0				

RPI	S	Opponent	Score	RPI	S	Opponent	Score	RPI	S	Opponent	Score	RPI	S	Opponent	Score
1	A	Notre Dame	71 105	26	A	Purdue	57 62	61	H	Michigan	75 61	122	A	Western Ky.	104 67
11	H	Iowa St.	73 70	27	A	Michigan St.	70 84	79	N	West Virginia	84 81	125	H	IUPUI	72 58
13	A	Drake	91 82					89	H	Nebraska	77 71	132	A	Minnesota	81 63
16	H	Rutgers	72 66					90	H	UNI	83 57	171	A	Illinois	94 75
24	N	Florida St.	67 71									174	H	Wisconsin	71 53
												175	H	Oral Roberts	90 77
												246	H	Robert Morris	92 63
												349	H	N.C. Central	106 39

LAST 12 Division I GAMES:															
61	H	Michigan	75 61	24	N	Florida St.	67 71	16	H	Rutgers	72 66	171	A	Illinois	94 75
132	A	Minnesota	81 63					13	A	Drake	91 82	90	H	UNI	83 57
26	A	Purdue	57 62					27	A	Michigan St.	70 84	125	H	IUPUI	72 58

Non-Div I Games:

Iowa

Average RPI Win:	103	WON-LOST	WINNING	LAST 10	STRENGTH OF	OPP. STRENGTH	TEAM	ADJ.	CONF.	ADJ CONF.
Average RPI Loss:	28	RECORD	PCT. RANK	GAMES	SCHEDULE	OF SCHEDULE	RPI	RPI	RPI	RPI
DIV. I ONLY	15- 5	47	7-3	2	42	11	11	3	3	
DIV. I NON-CONF.	10- 2	37	3- 0	10	65	9	9	3	3	

TOTALS	RPI 1-25	RPI 26-50	W-L RECORDS	RPI 51-100	RPI 101-150	RPI 150+				
15- 5	1- 3	3- 1	OVERALL	5- 1	2- 0	4- 0				
12- 1	1- 1	3- 0	HOME	3- 0	2- 0	3- 0				
2- 4	0- 2	0- 1	AWAY	2- 1	0- 0	0- 0				
1- 0	0- 0	0- 0	NEUTRAL	0- 0	0- 0	1- 0				
10- 2	1- 1	2- 1	NON-CONFERENCE	2- 0	1- 0	4- 0				
9- 0	1- 0	2- 0	HOME	2- 0	1- 0	3- 0				
0- 2	0- 1	0- 1	AWAY	0- 0	0- 0	0- 0				
1- 0	0- 0	0- 0	NEUTRAL	0- 0	0- 0	1- 0				
5- 3	0- 2	1- 0	CONFERENCE	3- 1	1- 0	0- 0				
3- 1	0- 1	1- 0	HOME	1- 0	1- 0	0- 0				
2- 2	0- 1	0- 0	AWAY	2- 1	0- 0	0- 0				
0- 0	0- 0	0- 0	NEUTRAL	0- 0	0- 0	0- 0				

RPI	S	Opponent	Score	RPI	S	Opponent	Score	RPI	S	Opponent	Score	RPI	S	Opponent	Score
2	A	Baylor	69 84	28	H	Miami (FL)	75 52	54	H	Bucknell	86 61	110	H	Northern Ill.	70 60
10	A	Iowa	70 73	32	A	South Dakota	59 64	58	H	Auburn	67 64	140	H	Oklahoma	104 78
13	H	Drake	86 81	42	H	Kansas St.	96 58	65	H	TCU	92 54	177	N	Eastern Mich.	85 59
19	H	Texas	62 64	50	H	Arkansas	91 82	72	A	Kansas	82 73	200	H	Prairie View	94 46
								79	A	West Virginia	64 73	213	H	North Dakota	87 35
								87	A	Oklahoma St.	84 71	238	H	Niagara	95 35

LAST 12 Division I GAMES:															
87	A	Oklahoma St.	84 71	110	H	Northern Ill.	70 60	58	H	Auburn	67 64	28	H	Miami (FL)	75 52
2	A	Baylor	69 84	58	H	Auburn	67 64	72	A	Kansas	82 73	42	H	Kansas St.	96 58
140	H	Oklahoma	104 78	28	H	Miami (FL)	75 52	42	H	Kansas St.	96 58	54	H	Bucknell	86 61
79	A	West Virginia	64 73	72	A	Kansas	82 73								
19	H	Texas	62 64	42	H	Kansas St.	96 58								
65	H	TCU	92 54	54	H	Bucknell	86 61								

Non-Div I Games:

Iowa St.

Average RPI Win:	291	WON-LOST	WINNING	LAST 10	STRENGTH OF	OPP. STRENGTH	TEAM	ADJ.	CONF.	ADJ CONF.
Average RPI Loss:	183	RECORD	PCT. RANK	GAMES	SCHEDULE	OF SCHEDULE	RPI	RPI	RPI	RPI
DIV. I ONLY	4- 12	293	3-7	304	281	312	312	29	29	
DIV. I NON-CONF.	2- 7	288	0- 0	177	263	283	283	26	26	

TOTALS	RPI 1-25	RPI 26-50	W-L RECORDS	RPI 51-100	RPI 101-150	RPI 150+				
4- 12	0- 1	0- 1	OVERALL	0- 0	0- 1	4- 9				
2- 2	0- 0	0- 0	HOME	0- 0	0- 0	2- 2				
1- 9	0- 1	0- 1	AWAY	0- 0	0- 1	1- 6				
1- 1	0- 0	0- 0	NEUTRAL	0- 0	0- 0	1- 1				
2- 7	0- 1	0- 1	NON-CONFERENCE	0- 0	0- 1	2- 4				
1- 1	0- 0	0- 0	HOME	0- 0	0- 0	1- 1				
0- 5	0- 1	0- 1	AWAY	0- 0	0- 1	0- 2				
1- 1	0- 0	0- 0	NEUTRAL	0- 0	0- 0	1- 1				
2- 5	0- 0	0- 0	CONFERENCE	0- 0	0- 0	2- 5				
1- 1	0- 0	0- 0	HOME	0- 0	0- 0	1- 1				
1- 4	0- 0	0- 0	AWAY	0- 0	0- 0	1- 4				
0- 0	0- 0	0- 0	NEUTRAL	0- 0	0- 0	0- 0				

RPI 1-25				RPI 26-50				RPI 51-100				RPI 101+				Team's RPI: 312
RPI	S	Opponent	Score	RPI	S	Opponent	Score	RPI	S	Opponent	Score	RPI	S	Opponent	Score	
7	A	Mississippi St.	38 105	50	A	Arkansas	57 76					112	A	UT Arlington	63 99	
												158	N	Akron	57 74	
												167	H	Southern U.	74 76	
												180	A	Grambling	77 74	
												200	A	Prairie View	57 76	
												223	A	Memphis	67 68	
												234	A	Texas Southern	67 76	
												240	A	Alabama St.	67 74	
												243	A	Louisiana	61 68	
												264	H	Southeastern La.	45 50	
												293	A	Alabama A&M	55 58	
												301	H	Central Ark.	65 56	
												333	N	UIC	72 57	
												350	H	Alcorn	88 66	
LAST 12 Division I GAMES:																
167	H	Southern U.	74 76	180	A	Grambling	77 74									
350	H	Alcorn	88 66	234	A	Texas Southern	67 76									
240	A	Alabama St.	67 74	200	A	Prairie View	57 76									
293	A	Alabama A&M	55 58	158	N	Akron	57 74									
50	A	Arkansas	57 76	264	H	Southeastern La.	45 50									
333	N	UIC	72 57	7	A	Mississippi St.	38 105									

Non-Div I Games: Spring Hill 105 57 Millsaps 88 38

Jackson St.

Average RPI Win:	293	WON-LOST	WINNING	LAST 10	STRENGTH OF	OPP. STRENGTH	TEAM	ADJ.	CONF.	ADJ CONF.
Average RPI Loss:	160	RECORD	PCT. RANK	GAMES	SCHEDULE	OF SCHEDULE	RPI	RPI	RPI	RPI
DIV. I ONLY	8- 9	190	6-4	279	294	212	212	25	25	
DIV. I NON-CONF.	4- 6	212	0- 0	184	285	200	200	27	27	

TOTALS	RPI 1-25	RPI 26-50	W-L RECORDS	RPI 51-100	RPI 101-150	RPI 150+				
8- 9	0- 2	0- 0	OVERALL	0- 2	0- 1	8- 4				
2- 3	0- 0	0- 0	HOME	0- 0	0- 1	2- 2				
6- 4	0- 2	0- 0	AWAY	0- 1	0- 0	6- 1				
0- 2	0- 0	0- 0	NEUTRAL	0- 1	0- 0	0- 1				
4- 6	0- 2	0- 0	NON-CONFERENCE	0- 2	0- 0	4- 2				
1- 1	0- 0	0- 0	HOME	0- 0	0- 0	1- 1				
3- 3	0- 2	0- 0	AWAY	0- 1	0- 0	3- 0				
0- 2	0- 0	0- 0	NEUTRAL	0- 1	0- 0	0- 1				
4- 3	0- 0	0- 0	CONFERENCE	0- 0	0- 1	4- 2				
1- 2	0- 0	0- 0	HOME	0- 0	0- 1	1- 1				
3- 1	0- 0	0- 0	AWAY	0- 0	0- 0	3- 1				
0- 0	0- 0	0- 0	NEUTRAL	0- 0	0- 0	0- 0				

RPI 1-25				RPI 26-50				RPI 51-100				RPI 101+				Team's RPI: 212
RPI	S	Opponent	Score	RPI	S	Opponent	Score	RPI	S	Opponent	Score	RPI	S	Opponent	Score	
21	A	Texas A&M	53 73					67	N	Old Dominion	76 78	150	H	North Ala.	59 62	
24	A	Florida St.	46 79					96	A	Penn St.	61 80	170	H	Mercer	71 66	
												231	A	Liberty	64 52	
												231	H	Liberty	75 85	
												270	H	Bethune-Cookman	56 58	
												284	A	Kennesaw St.	55 75	
												293	N	Alabama A&M	60 65	
												298	A	North Florida	80 72	
												317	A	NJIT	61 56	
												322	A	FIU	73 62	
												329	H	Lipscomb	62 47	
												334	A	Charleston So.	68 58	
												339	A	Savannah St.	68 58	

LAST 12 Division I GAMES:																
150	H	North Ala.	59 62	231	H	Liberty	75 85									
231	A	Liberty	64 52	298	A	North Florida	80 72									
284	A	Kennesaw St.	55 75	317	A	NJIT	61 56									
329	H	Lipscomb	62 47	293	N	Alabama A&M	60 65									
170	H	Mercer	71 66	96	A	Penn St.	61 80									
322	A	FIU	73 62	270	H	Bethune-Cookman	56 58									

Non-Div I Games: Webber Int'l 73 39 Edward Waters 100 48 Warner 105 55

Jacksonville

Average RPI Win:	276	WON-LOST	WINNING	LAST 10	STRENGTH OF	OPP. STRENGTH	TEAM	ADJ.	CONF.	ADJ CONF.
Average RPI Loss:	112	RECORD	PCT. RANK	GAMES	SCHEDULE	OF SCHEDULE	RPI	RPI	RPI	RPI
DIV. I ONLY	8- 10	203	3-7	229	208	202	202	22	22	
DIV. I NON-CONF.	5- 5	162	0- 1	236	211	192	192	20	20	

TOTALS	RPI 1-25	RPI 26-50	W-L RECORDS	RPI 51-100	RPI 101-150	RPI 150+				
8- 10	0- 0	0- 0	OVERALL	0- 5	0- 3	8- 2				
2- 5	0- 0	0- 0	HOME	0- 2	0- 2	2- 1				
6- 3	0- 0	0- 0	AWAY	0- 1	0- 1	6- 1				
0- 2	0- 0	0- 0	NEUTRAL	0- 2	0- 0	0- 0				
5- 5	0- 0	0- 0	NON-CONFERENCE	0- 3	0- 1	5- 1				
1- 2	0- 0	0- 0	HOME	0- 1	0- 1	1- 0				
4- 1	0- 0	0- 0	AWAY	0- 0	0- 0	4- 1				
0- 2	0- 0	0- 0	NEUTRAL	0- 2	0- 0	0- 0				
3- 5	0- 0	0- 0	CONFERENCE	0- 2	0- 2	3- 1				
1- 3	0- 0	0- 0	HOME	0- 1	0- 1	1- 1				
2- 2	0- 0	0- 0	AWAY	0- 1	0- 1	2- 0				
0- 0	0- 0	0- 0	NEUTRAL	0- 0	0- 0	0- 0				

RPI 1-25				RPI 26-50				RPI 51-100				RPI 101+ Team's RPI: 202			
RPI	S	Opponent	Score	RPI	S	Opponent	Score	RPI	S	Opponent	Score	RPI	S	Opponent	Score
								60	N	Harvard	62 69	101	H	Troy	63 89
								74	A	Bel mont	52 66	124	H	Tennessee Tech	49 66
								74	H	Bel mont	41 64	134	A	Morehead St.	55 66
								85	H	Mi ami (OH)	41 58	161	A	Texas Tech	58 71
								97	N	Washi ngton St.	51 64	162	H	Georgi a St.	61 56

LAST 12 Division I GAMES:															
				124	H	Tennessee Tech	49 66	97	N	Washington St.	51 64				
				74	H	Bel mont	41 64	134	A	Morehead St.	55 66				
				207	H	SIUE	47 51	314	A	Eastern Ky.	53 44				
				267	H	Eastern Ill.	78 49	101	H	Troy	63 89				
				292	A	Tennessee St.	62 52	85	H	Mi ami (OH)	41 58				
				74	A	Bel mont	52 66	162	H	Georgi a St.	61 56				

Non-Div I Games: Montevallo 84 52

Jacksonville St.

Average RPI Win:	189	WON-LOST	WINNING	LAST 10	STRENGTH OF	OPP. STRENGTH	TEAM	ADJ.	CONF.	ADJ CONF.
Average RPI Loss:	116	RECORD	PCT. RANK	GAMES	SCHEDULE	OF SCHEDULE	RPI	RPI	RPI	RPI
DIV. I ONLY	14- 4	38	8-2	164	142	47	47	10	10	
DIV. I NON-CONF.	8- 3	72	0- 0	204	153	70	70	12	12	

TOTALS	RPI 1-25	RPI 26-50	W-L RECORDS	RPI 51-100	RPI 101-150	RPI 150+				
14- 4	0- 1	0- 0	OVERALL	2- 0	4- 2	8- 1				
8- 0	0- 0	0- 0	HOME	2- 0	3- 0	3- 0				
6- 4	0- 1	0- 0	AWAY	0- 0	1- 2	5- 1				
0- 0	0- 0	0- 0	NEUTRAL	0- 0	0- 0	0- 0				
8- 3	0- 1	0- 0	NON-CONFERENCE	1- 0	2- 1	5- 1				
5- 0	0- 0	0- 0	HOME	1- 0	2- 0	2- 0				
3- 3	0- 1	0- 0	AWAY	0- 0	0- 1	3- 1				
0- 0	0- 0	0- 0	NEUTRAL	0- 0	0- 0	0- 0				
6- 1	0- 0	0- 0	CONFERENCE	1- 0	2- 1	3- 0				
3- 0	0- 0	0- 0	HOME	1- 0	1- 0	1- 0				
3- 1	0- 0	0- 0	AWAY	0- 0	1- 1	2- 0				
0- 0	0- 0	0- 0	NEUTRAL	0- 0	0- 0	0- 0				

RPI 1-25				RPI 26-50				Team's RPI: 47				RPI 51-100				RPI 101+			
RPI	S	Opponent	Score	RPI	S	Opponent	Score					RPI	S	Opponent	Score	RPI	S	Opponent	Score
23	A	Maryland	63 87									53	H	Northeastern	84 49	107	H	St. John's (NY)	64 51
												95	H	Georgetown	69 57	108	H	Dayton	68 55
																115	A	Wake Forest	49 50
																123	A	Drexel	51 35
																139	A	UNCW	63 66
																145	H	William & Mary	65 48
																181	A	Delaware	68 43
																186	A	Hampton	65 72
																187	H	George Washington	50 37
																231	A	Liberty	74 53
																246	A	Robert Morris	59 36
																261	H	Hofstra	77 54
																278	H	Winthrop	56 39
																291	A	Col. of Charleston	91 50
																346	A	Delaware St.	103 57
LAST 12 Division I GAMES:																			
53	H	Northeastern	84 49	145	H	William & Mary	65 48					291	A	Col. of Charleston	91 50				
261	H	Hofstra	77 54									139	A	UNCW	63 66				
123	A	Drexel	51 35									115	A	Wake Forest	49 50				
181	A	Delaware	68 43									23	A	Maryland	63 87				
246	A	Robert Morris	59 36									108	H	Dayton	68 55				
107	H	St. John's (NY)	64 51																

Non-Div I Games:

James Madison

Average RPI Win: 173

Average RPI Loss: 62

WON-LOST
RECORDWINNING
PCT. RANKLAST 10
GAMESSTRENGTH OF
SCHEDULEOPP. STRENGTH
OF SCHEDULETEAM
RPIADJ.
RPICONF.
RPIADJ CONF.
RPIDIV. I ONLY
DIV. I NON-CONF.11- 6
10- 199
185-5
1- 066
21854
15772
4172
413
33
3

TOTALS

RPI 1-25

RPI 26-50

W-L RECORDS

RPI 51-100

RPI 101-150

RPI 150+

11- 6

0- 3

1- 0

OVERALL

3- 2

0- 0

7- 1

7- 3

0- 2

0- 0

HOME

0- 1

0- 0

7- 0

2- 3

0- 1

1- 0

AWAY

1- 1

0- 0

0- 1

2- 0

0- 0

0- 0

NEUTRAL

2- 0

0- 0

0- 0

10- 1

0- 0

0- 0

NON-CONFERENCE

3- 1

0- 0

7- 0

7- 0

0- 0

0- 0

HOME

0- 0

0- 0

7- 0

1- 1

0- 0

0- 0

AWAY

1- 1

0- 0

0- 0

2- 0

0- 0

0- 0

NEUTRAL

2- 0

0- 0

0- 0

1- 5

0- 3

1- 0

CONFERENCE

0- 1

0- 0

0- 1

0- 3

0- 2

0- 0

HOME

0- 1

0- 0

0- 0

1- 2

0- 1

1- 0

AWAY

0- 0

0- 0

0- 1

0- 0

0- 0

0- 0

NEUTRAL

0- 0

0- 0

0- 0

RPI 1-25

RPI 26-50

RPI 51-100 Team's RPI: 72

RPI 101+

RPI	S	Opponent	Score
2	H	Baylor	68 94
11	H	Iowa St.	73 82
19	A	Texas	43 62

RPI	S	Opponent	Score
42	A	Kansas St.	61 54

RPI	S	Opponent	Score
55	A	LSU	68 61
68	N	Northwestern	66 57
87	H	Oklahoma St.	62 72
89	A	Nebraska	52 58
97	N	Washington St.	71 63

RPI	S	Opponent	Score
161	A	Texas Tech	66 69
175	H	Oral Roberts	70 58
180	H	Grambling	76 45
193	H	George Mason	77 56
194	H	UMKC	67 55
272	H	Vermont	77 36
293	H	Alabama A&M	65 54
332	H	Iona	75 44

LAST 12 Division I GAMES:

2	H	Baylor	68	94	68	N	Northwestern	66	57
42	A	Kansas St.	61	54	19	A	Texas	43	62
161	A	Texas Tech	66	69	87	H	Oklahoma St.	62	72
11	H	Iowa St.	73	82	180	H	Grambling	76	45
272	H	Vermont	77	36	89	A	Nebraska	52	58
97	N	Washington St.	71	63	55	A	LSU	68	61

Non-Div I Games:

Kansas

Loss,
 Non-Conf,
 S Site,
 H Home
 A Away
 N Neutral

Average RPI Win:	145	WON-LOST	WINNING	LAST 10	STRENGTH OF	OPP. STRENGTH	TEAM	ADJ.	CONF.	ADJ CONF.
Average RPI Loss:	32	RECORD	PCT. RANK	GAMES	SCHEDULE	OF SCHEDULE	RPI	RPI	RPI	RPI
DIV. I ONLY	13- 7	94	6-4	36	11	42	42	3	3	
DIV. I NON-CONF.	9- 3	61	0- 0	105	28	56	56	3	3	

TOTALS	RPI 1-25	RPI 26-50	W-L RECORDS	RPI 51-100	RPI 101-150	RPI 150+				
13- 7	1- 4	0- 1	OVERALL	5- 2	1- 0	6- 0				
10- 1	1- 0	0- 0	HOME	3- 1	1- 0	5- 0				
2- 3	0- 2	0- 0	AWAY	1- 1	0- 0	1- 0				
1- 3	0- 2	0- 1	NEUTRAL	1- 0	0- 0	0- 0				
9- 3	0- 2	0- 1	NON-CONFERENCE	4- 0	0- 0	5- 0				
7- 0	0- 0	0- 0	HOME	2- 0	0- 0	5- 0				
1- 0	0- 0	0- 0	AWAY	1- 0	0- 0	0- 0				
1- 3	0- 2	0- 1	NEUTRAL	1- 0	0- 0	0- 0				
4- 4	1- 2	0- 0	CONFERENCE	1- 2	1- 0	1- 0				
3- 1	1- 0	0- 0	HOME	1- 1	1- 0	0- 0				
1- 3	0- 2	0- 0	AWAY	0- 1	0- 0	1- 0				
0- 0	0- 0	0- 0	NEUTRAL	0- 0	0- 0	0- 0				

RPI 1-25				RPI 26-50				RPI 51-100				RPI 101+			
RPI	S	Opponent	Score	RPI	S	Opponent	Score	RPI	S	Opponent	Score	RPI	S	Opponent	Score
2	A	Baylor	50 65	36	N	DePaul	59 79	69	H	Lamar University	73 55	140	H	Oklahoma	86 56
9	N	Syracuse	61 70					72	H	Kansas	54 61	161	A	Texas Tech	66 62
11	A	Iowa St.	58 96					76	A	Little Rock	53 47	169	H	Vanderbilt	72 61
15	N	Arizona St.	51 65					79	A	West Virginia	30 60	183	H	North Texas	60 42
19	H	Texas	87 69					83	N	Princeton	80 61	194	H	UMKC	61 50
								87	H	Oklahoma St.	59 48	301	H	Central Ark.	70 54
								90	H	UNI	72 62	311	H	Omaha	61 46

LAST 12 Division I GAMES:															
19	H	Texas	87 69	79	A	West Virginia	30 60								
72	H	Kansas	54 61	87	H	Oklahoma St.	59 48								
2	A	Baylor	50 65	161	A	Texas Tech	66 62								
140	H	Oklahoma	86 56	301	H	Central Ark.	70 54								
11	A	Iowa St.	58 96	15	N	Arizona St.	51 65								
90	H	UNI	72 62	76	A	Little Rock	53 47								

Non-Div I Games:

Kansas St.

Average RPI Win:	266	WON-LOST	WINNING	LAST 10	STRENGTH OF	OPP. STRENGTH	TEAM	ADJ.	CONF.	ADJ CONF.
Average RPI Loss:	168	RECORD	PCT. RANK	GAMES	SCHEDULE	OF SCHEDULE	RPI	RPI	RPI	RPI
DIV. I ONLY	4- 13	299	2-8	151	316	284	284	25	25	
DIV. I NON-CONF.	3- 9	271	0- 0	161	306	277	277	27	27	
TOTALS	RPI 1-25	RPI 26-50	W-L RECORDS	RPI 51-100	RPI 101-150	RPI 150+				
4- 13	0- 0	0- 2	OVERALL	0- 3	0- 1	4- 7				
3- 2	0- 0	0- 0	HOME	0- 1	0- 0	3- 1				
0- 7	0- 0	0- 1	AWAY	0- 1	0- 1	0- 4				
1- 4	0- 0	0- 1	NEUTRAL	0- 1	0- 0	1- 2				
3- 9	0- 0	0- 2	NON-CONFERENCE	0- 2	0- 0	3- 5				
2- 0	0- 0	0- 0	HOME	0- 0	0- 0	2- 0				
0- 5	0- 0	0- 1	AWAY	0- 1	0- 0	0- 3				
1- 4	0- 0	0- 1	NEUTRAL	0- 1	0- 0	1- 2				
1- 4	0- 0	0- 0	CONFERENCE	0- 1	0- 1	1- 2				
1- 2	0- 0	0- 0	HOME	0- 1	0- 0	1- 1				
0- 2	0- 0	0- 0	AWAY	0- 0	0- 1	0- 1				
0- 0	0- 0	0- 0	NEUTRAL	0- 0	0- 0	0- 0				

RPI S Opponent Score	RPI S Opponent Score	RPI S Opponent Score	RPI S Opponent Score
27 N Michigan St. 51 75	88 H FGCU 46 69	150 A North Ala. 55 80	
35 A Georgia Tech 35 60	91 A Seton Hall 80 102	162 A Georgia St. 73 79	
	99 N Idaho St. 49 60	170 A Mercer 48 64	
		212 H Jacksonville 75 55	
		230 A East Carolina 56 68	
		231 H Liberty 61 67	
		233 H Furman 74 63	
		269 H Ga. Southern 78 59	
		270 N Bethune-Cookman 61 64	
		317 A NJIT 60 66	
		319 N UMBC 53 57	
		349 N N. C. Central 78 54	
LAST 12 Division I GAMES:			
212 H Jacksonville 75 55	150 A North Ala. 55 80		
317 A NJIT 60 66	88 H FGCU 46 69		
349 N N. C. Central 78 54	231 H Liberty 61 67		
270 N Bethune-Cookman 61 64	170 A Mercer 48 64		
35 A Georgia Tech 35 60	269 H Ga. Southern 78 59		
162 A Georgia St. 73 79	27 N Michigan St. 51 75		

Non-Div I Games: Middle Ga. St. 80 70

Kennesaw St.

Average RPI Win: 205

Average RPI Loss: 76

WON-LOST
RECORDWINNING
PCT. RANKLAST 10
GAMESSTRENGTH OF
SCHEDULEOPP. STRENGTH
OF SCHEDULETEAM
RPIADJ.
RPICONF.
RPIADJ CONF.
RPIDIV. I ONLY
DIV. I NON-CONF.9- 8
6- 4144
1256-4
0- 067
166119
15892
10692
1068
88
8

TOTALS

RPI 1-25

RPI 26-50

W-L RECORDS

RPI 51-100

RPI 101-150

RPI 150+

9- 8
5- 2
4- 6
0- 00- 2
0- 1
0- 1
0- 00- 2
0- 0
0- 2
0- 0OVERALL
HOME
AWAY
NEUTRAL1- 2
0- 0
1- 2
0- 02- 1
2- 1
0- 0
0- 06- 1
3- 0
3- 1
0- 06- 4
3- 1
3- 3
0- 00- 1
0- 0
0- 1
0- 00- 1
0- 0
0- 1
0- 0NON-CONFERENCE
HOME
AWAY
NEUTRAL0- 1
0- 0
0- 1
0- 01- 1
1- 1
0- 0
0- 05- 0
2- 0
3- 0
0- 03- 4
2- 1
1- 3
0- 00- 1
0- 1
0- 0
0- 00- 1
0- 0
0- 1
0- 0CONFERENCE
HOME
AWAY
NEUTRAL1- 1
0- 0
1- 1
0- 01- 0
1- 0
0- 0
0- 01- 1
1- 0
0- 1
0- 0

RPI 1-25

RPI 26-50

RPI 51-100

Team's RPI: 92

RPI 101+

RPI	S	Opponent	Score
6	A	NC State	61 78
22	H	Central Mich.	75 82

RPI	S	Opponent	Score
33	A	Ohio	81 83
43	A	North Carolina	60 73

RPI	S	Opponent	Score
84	A	Toledo	58 47
85	A	Wright St.	55 61
85	A	Miami (OH)	63 79

RPI	S	Opponent	Score
110	H	Northern Ill.	87 78
116	H	Youngstown St.	62 34
142	H	Duquesne	72 77
177	H	Eastern Mich.	71 64
189	A	Ball St.	44 48
214	A	St. Bonaventure	76 64
246	A	Robert Morris	54 46
288	H	Northern Ky.	62 61
290	H	Oakland	75 65
317	A	NJIT	57 40

LAST 12 Division I GAMES:

33	A	Ohio	81 83	85	A	Miami (OH)	63 79
84	A	Toledo	58 47	189	A	Ball St.	44 48
110	H	Northern Ill.	87 78	22	H	Central Mich.	75 82
177	H	Eastern Mich.	71 64	246	A	Robert Morris	54 46
317	A	NJIT	57 40	85	A	Wright St.	55 61
214	A	St. Bonaventure	76 64	142	H	Duquesne	72 77

Non-Div I Games:

Clarion

92 38

Kent St.

■ Loss,
 ■ Non-Conf,
 ■ S Site,
 ■ Home
 ■ A Away
 N Neutral

Average RPI Win:	143	WON-LOST	WINNING	LAST 10	STRENGTH OF	OPP. STRENGTH	TEAM	ADJ.	CONF.	ADJ CONF.
Average RPI Loss:	71	RECORD	PCT. RANK	GAMES	SCHEDULE	OF SCHEDULE	RPI	RPI	RPI	RPI
DIV. I ONLY	17- 3	15	8-2	76	36	20	20	6	6	
DIV. I NON-CONF.	13- 1	9	0- 0	126	53	19	19	6	6	

TOTALS	RPI 1-25	RPI 26-50	W-L RECORDS	RPI 51-100	RPI 101-150	RPI 150+				
17- 3	0- 2	3- 0	OVERALL	4- 0	2- 0	8- 1				
12- 1	0- 0	1- 0	HOME	2- 0	2- 0	7- 1				
2- 2	0- 2	0- 0	AWAY	2- 0	0- 0	0- 0				
3- 0	0- 0	2- 0	NEUTRAL	0- 0	0- 0	1- 0				
13- 1	0- 1	2- 0	NON-CONFERENCE	2- 0	2- 0	7- 0				
10- 0	0- 0	0- 0	HOME	2- 0	2- 0	6- 0				
0- 1	0- 1	0- 0	AWAY	0- 0	0- 0	0- 0				
3- 0	0- 0	2- 0	NEUTRAL	0- 0	0- 0	1- 0				
4- 2	0- 1	1- 0	CONFERENCE	2- 0	0- 0	1- 1				
2- 1	0- 0	1- 0	HOME	0- 0	0- 0	1- 1				
2- 1	0- 1	0- 0	AWAY	2- 0	0- 0	0- 0				
0- 0	0- 0	0- 0	NEUTRAL	0- 0	0- 0	0- 0				

RPI 1-25				RPI 26-50				RPI 51-100				RPI 101+			
RPI	S	Opponent	Score	RPI	S	Opponent	Score	RPI	S	Opponent	Score	RPI	S	Opponent	Score
3	A	Louisville	75 80	39	H	Missouri	52 41	55	A	LSU	64 60	134	H	Morehead St.	87 57
7	A	Mississippi St.	71 86	43	N	North Carolina	85 75	56	A	Tennessee	73 71	146	H	High Point	71 49
				46	N	UCLA	75 74	70	H	Middle Tenn.	72 55	152	N	South Fla.	85 63
								82	H	Virginia	63 51	167	H	Southern U.	91 41
												169	H	Vanderbilt	77 55
												173	H	Rhode Island	75 52
												203	H	Ole Miss	49 55
												224	H	Sacred Heart	71 43
												240	H	Alabama St.	87 35
												305	H	Murray St.	88 49
												330	H	Western Caro.	99 39

LAST 12 Division I GAMES:															
56	A	Tennessee	73 71	39	H	Missouri	52 41	55	A	LSU	64 60				
7	A	Mississippi St.	71 86					203	H	Ole Miss	49 55				
169	H	Vanderbilt	77 55					70	H	Middle Tenn.	72 55				
224	H	Sacred Heart	71 43					3	A	Louisville	75 80				
305	H	Murray St.	88 49					173	H	Rhode Island	75 52				
330	H	Western Caro.	99 39												

Non-Div I Games:

Kentucky

Average RPI Win: 325		WON-LOST RECORD	WINNING PCT. RANK	LAST 10 GAMES	STRENGTH OF SCHEDULE	OPP. STRENGTH OF SCHEDULE	TEAM RPI	ADJ. RPI	CONF. RPI	ADJ CONF. RPI
Average RPI Loss: 258										
DIV. I ONLY		1- 17	347	1-9	333	349	351	351	31	31
DIV. I NON-CONF.		1- 10	330	0- 0	337	345	351	351	31	31
TOTALS		RPI 1-25	RPI 26-50	W-L RECORDS	RPI 51-100	RPI 101-150	RPI 150+			
1- 17	0- 0		0- 0	OVERALL	0- 1	0- 1	1- 15			
1- 7	0- 0		0- 0	HOME	0- 0	0- 0	1- 7			
0- 9	0- 0		0- 0	AWAY	0- 1	0- 1	0- 7			
0- 1	0- 0		0- 0	NEUTRAL	0- 0	0- 0	0- 1			
1- 10	0- 0		0- 0	NON-CONFERENCE	0- 1	0- 1	1- 8			
1- 3	0- 0		0- 0	HOME	0- 0	0- 0	1- 3			
0- 6	0- 0		0- 0	AWAY	0- 1	0- 1	0- 4			
0- 1	0- 0		0- 0	NEUTRAL	0- 0	0- 0	0- 1			
0- 7	0- 0		0- 0	CONFERENCE	0- 0	0- 0	0- 7			
0- 4	0- 0		0- 0	HOME	0- 0	0- 0	0- 4			
0- 3	0- 0		0- 0	AWAY	0- 0	0- 0	0- 3			
0- 0	0- 0		0- 0	NEUTRAL	0- 0	0- 0	0- 0			

RPI 1-25				RPI 26-50				RPI 51-100				RPI 101+ Team's RPI: 351					
RPI	S	Opponent	Score	RPI	S	Opponent	Score	RPI	S	Opponent	Score	RPI	S	Opponent	Score		
								61	A	Michigan	38	83	128	A	Lehigh	38	72
												154	N	UC Irvine	71	84	
												224	A	Sacred Heart	53	75	
												235	H	Saint Francis (PA)	66	80	
												246	H	Robert Morris	37	89	
												253	A	Mt. St. Mary's	45	61	
												276	H	St. Francis Brooklyn	67	79	
												281	A	Bryant	62	69	
												283	H	Army West Point	42	57	
												296	A	Saint Peter's	59	86	
												299	H	UMass Lowell	64	69	
												302	A	Fairfield	43	71	
												317	H	NJIT	51	72	
												325	H	Lafayette	55	50	
												336	A	Grand Canyon	62	65	
												342	A	Manhattan	46	61	
												345	H	Fairleigh Dickinson	52	69	
LAST 12 Division I GAMES:																	
				246	H	Robert Morris	37	89	253	A	Mt. St. Mary's	45	61				
				235	H	Saint Francis (PA)	66	80	276	H	St. Francis Brooklyn	67	79				
				224	A	Sacred Heart	53	75	345	H	Fairleigh Dickinson	52	69				
				281	A	Bryant	62	69	317	H	NJIT	51	72				
				325	H	Lafayette	55	50	61	A	Michigan	38	83				
				128	A	Lehigh	38	72	299	H	UMass Lowell	64	69				

Non-Div I Games:

LIU Brooklyn

Loss, Non-Conf, S Site, H Home A Away N Neutral

Average RPI Win:	239	WON-LOST	WINNING	LAST 10	STRENGTH OF	OPP. STRENGTH	TEAM	ADJ.	CONF.	ADJ CONF.
Average RPI Loss:	148	RECORD	PCT. RANK	GAMES	SCHEDULE	OF SCHEDULE	RPI	RPI	RPI	RPI
DIV. I ONLY	3- 18	329	1-9	132	193	289	289	17	17	
DIV. I NON-CONF.	3- 11	292	0- 0	96	224	238	238	16	16	

TOTALS	RPI 1-25	RPI 26-50	W-L RECORDS	RPI 51-100	RPI 101-150	RPI 150+				
3- 18	0- 0	0- 2	OVERALL	0- 3	0- 6	3- 7				
1- 7	0- 0	0- 0	HOME	0- 0	0- 3	1- 4				
0- 11	0- 0	0- 2	AWAY	0- 3	0- 3	0- 3				
2- 0	0- 0	0- 0	NEUTRAL	0- 0	0- 0	2- 0				
3- 11	0- 0	0- 2	NON-CONFERENCE	0- 3	0- 3	3- 3				
1- 3	0- 0	0- 0	HOME	0- 0	0- 2	1- 1				
0- 8	0- 0	0- 2	AWAY	0- 3	0- 1	0- 2				
2- 0	0- 0	0- 0	NEUTRAL	0- 0	0- 0	2- 0				
0- 7	0- 0	0- 0	CONFERENCE	0- 0	0- 3	0- 4				
0- 4	0- 0	0- 0	HOME	0- 0	0- 1	0- 3				
0- 3	0- 0	0- 0	AWAY	0- 0	0- 2	0- 1				
0- 0	0- 0	0- 0	NEUTRAL	0- 0	0- 0	0- 0				

RPI 1-25				RPI 26-50				RPI 51-100				RPI 101+ Team's RPI: 289			
RPI	S	Opponent	Score	RPI	S	Opponent	Score	RPI	S	Opponent	Score	RPI	S	Opponent	Score
				41	A	Oregon St.	46 100	60	A	Harvard	43 88	103	A	Towson	68 92
				45	A	Villanova	68 81	78	A	Providence	47 77	107	H	St. John's (NY)	57 83
								94	A	Penn	34 65	108	A	Dayton	45 84
												123	H	Drexel	43 58
												136	A	VCU	38 68
												142	H	Duquesne	62 66
												156	N	Pepperdine	62 55
												187	H	George Washington	59 67
												196	H	Massachusetts	60 74
												217	A	Temple	47 75
												226	H	Howard	54 57
												246	A	Robert Morris	39 67
												271	H	Richmond	60 74
												273	H	Norfolk St.	62 52
												287	A	Saint Joseph's	57 60
												288	N	Northern Ky.	74 56
LAST 12 Division I GAMES:															
				187	H	George Washington	59 67	271	H	Richmond	60 74				
				196	H	Massachusetts	60 74	142	H	Duquesne	62 66				
				136	A	VCU	38 68	287	A	Saint Joseph's	57 60				
				108	A	Dayton	45 84	156	N	Pepperdine	62 55				
				217	A	Temple	47 75	288	N	Northern Ky.	74 56				
				78	A	Providence	47 77	107	H	St. John's (NY)	57 83				

Non-Div I Games:

La Salle

Average RPI Win:	307	WON-LOST	WINNING	LAST 10	STRENGTH OF	OPP. STRENGTH	TEAM	ADJ.	CONF.	ADJ CONF.
Average RPI Loss:	188	RECORD	PCT. RANK	GAMES	SCHEDULE	OF SCHEDULE	RPI	RPI	RPI	RPI
DIV. I ONLY	5- 11	270	2-8	325	256	295	295	14	14	
DIV. I NON-CONF.	4- 5	190	0- 0	350	323	321	321	15	15	

TOTALS	RPI 1-25	RPI 26-50	W-L RECORDS	RPI 51-100	RPI 101-150	RPI 150+				
5- 11	0- 0	0- 0	OVERALL	0- 1	0- 2	5- 8				
3- 2	0- 0	0- 0	HOME	0- 0	0- 0	3- 2				
2- 9	0- 0	0- 0	AWAY	0- 1	0- 2	2- 6				
0- 0	0- 0	0- 0	NEUTRAL	0- 0	0- 0	0- 0				
4- 5	0- 0	0- 0	NON-CONFERENCE	0- 0	0- 0	4- 5				
2- 1	0- 0	0- 0	HOME	0- 0	0- 0	2- 1				
2- 4	0- 0	0- 0	AWAY	0- 0	0- 0	2- 4				
0- 0	0- 0	0- 0	NEUTRAL	0- 0	0- 0	0- 0				
1- 6	0- 0	0- 0	CONFERENCE	0- 1	0- 2	1- 3				
1- 1	0- 0	0- 0	HOME	0- 0	0- 0	1- 1				
0- 5	0- 0	0- 0	AWAY	0- 1	0- 2	0- 2				
0- 0	0- 0	0- 0	NEUTRAL	0- 0	0- 0	0- 0				

RPI 1-25				RPI 26-50				RPI 51-100				RPI 101+				Team's RPI: 295
RPI	S	Opponent	Score	RPI	S	Opponent	Score	RPI	S	Opponent	Score	RPI	S	Opponent	Score	
								76	A	Little Rock	44	63				

LAST 12 Division I GAMES:																
162	H	Georgia St.	41	56	137	A	South Alabama	49	77							
269	H	Ga. Southern	58	57	101	A	Troy	56	78							
185	A	Arkansas St.	54	64	243	A	Louisiana	45	52							
76	A	Little Rock	44	63	201	H	Nicholls St.	54	55							
338	A	Houston Baptist	60	68	306	H	Mississippi Val.	72	65							
264	A	Southeastern La.	42	49	313	A	Northwestern St.	63	55							

Non-Div I Games: LSU-Alexandria 93 62 Ark.-Monticello 70 39

La. -Monroe

Average RPI Win:	263	WON-LOST	WINNING	LAST 10	STRENGTH OF	OPP. STRENGTH	TEAM	ADJ.	CONF.	ADJ CONF.
Average RPI Loss:	231	RECORD	PCT. RANK	GAMES	SCHEDULE	OF SCHEDULE	RPI	RPI	RPI	RPI
DIV. I ONLY	7- 12	242	2-8	344	295	325	325	19	19	
DIV. I NON-CONF.	5- 6	177	0- 1	351	332	338	338	22	22	

TOTALS	RPI 1-25	RPI 26-50	W-L RECORDS	RPI 51-100	RPI 101-150	RPI 150+				
7- 12	0- 0	0- 0	OVERALL	0- 1	0- 2	7- 9				
5- 4	0- 0	0- 0	HOME	0- 1	0- 1	5- 2				
2- 7	0- 0	0- 0	AWAY	0- 0	0- 1	2- 6				
0- 1	0- 0	0- 0	NEUTRAL	0- 0	0- 0	0- 1				
5- 6	0- 0	0- 0	NON-CONFERENCE	0- 0	0- 0	5- 6				
3- 2	0- 0	0- 0	HOME	0- 0	0- 0	3- 2				
2- 3	0- 0	0- 0	AWAY	0- 0	0- 0	2- 3				
0- 1	0- 0	0- 0	NEUTRAL	0- 0	0- 0	0- 1				
2- 6	0- 0	0- 0	CONFERENCE	0- 1	0- 2	2- 3				
2- 2	0- 0	0- 0	HOME	0- 1	0- 1	2- 0				
0- 4	0- 0	0- 0	AWAY	0- 0	0- 1	0- 3				
0- 0	0- 0	0- 0	NEUTRAL	0- 0	0- 0	0- 0				

RPI 1-25				RPI 26-50				RPI 51-100				RPI 101+				Team's RPI: 325
RPI	S	Opponent	Score	RPI	S	Opponent	Score	RPI	S	Opponent	Score	RPI	S	Opponent	Score	
								54	H	Bucknell	47 56	106	A	American	45 60	
												128	H	Lehigh	43 70	
												181	N	Delaware	47 65	
												210	H	Holy Cross	73 63	
												216	H	Cornell	59 62	
												222	H	Navy	55 42	
												237	A	Colgate	49 60	
												239	H	Monmouth	73 69	
												248	H	Binghamton	59 50	
												254	H	Albany (NY)	67 66	
												282	A	Fla. Atlantic	49 53	
												283	A	Army West Point	50 65	
												296	H	Saint Peter's	60 62	
												300	A	Loyola Maryland	50 62	
												323	A	Wagner	66 43	
												342	A	Manhattan	49 60	
												345	A	Fairleigh Dickinson	63 57	
												351	A	LIU Brooklyn	50 55	
LAST 12 Division I GAMES:																
300	A	Loyola Maryland	50 62	181	N	Delaware	47 65									
283	A	Army West Point	50 65	106	A	American	45 60									
54	H	Bucknell	47 56	222	H	Navy	55 42									
237	A	Colgate	49 60	351	A	LIU Brooklyn	50 55									
210	H	Holy Cross	73 63	216	H	Cornell	59 62									
128	H	Lehigh	43 70	239	H	Monmouth	73 69									

Non-Div I Games:

Lafayette

Average RPI Win:	237	WON-LOST	WINNING	LAST 10	STRENGTH OF	OPP. STRENGTH	TEAM	ADJ.	CONF.	ADJ CONF.
Average RPI Loss:	62	RECORD	PCT. RANK	GAMES	SCHEDULE	OF SCHEDULE	RPI	RPI	RPI	RPI
DIV. I ONLY	10- 4	65	9-1	166	206	69	69	26	26	
DIV. I NON-CONF.	3- 4	199	0- 0	3	40	21	21	23	23	

TOTALS	RPI 1-25	RPI 26-50	W-L RECORDS	RPI 51-100	RPI 101-150	RPI 150+				
10- 4	1- 1	0- 2	OVERALL	1- 0	0- 0	8- 1				
5- 0	0- 0	0- 0	HOME	1- 0	0- 0	4- 0				
5- 3	1- 1	0- 1	AWAY	0- 0	0- 0	4- 1				
0- 1	0- 0	0- 1	NEUTRAL	0- 0	0- 0	0- 0				
3- 4	1- 1	0- 2	NON-CONFERENCE	1- 0	0- 0	1- 1				
1- 0	0- 0	0- 0	HOME	1- 0	0- 0	0- 0				
2- 3	1- 1	0- 1	AWAY	0- 0	0- 0	1- 1				
0- 1	0- 0	0- 1	NEUTRAL	0- 0	0- 0	0- 0				
7- 0	0- 0	0- 0	CONFERENCE	0- 0	0- 0	7- 0				
4- 0	0- 0	0- 0	HOME	0- 0	0- 0	4- 0				
3- 0	0- 0	0- 0	AWAY	0- 0	0- 0	3- 0				
0- 0	0- 0	0- 0	NEUTRAL	0- 0	0- 0	0- 0				

RPI 1-25				RPI 26-50				RPI 51-100				RPI 101+			
RPI	S	Opponent	Score	RPI	S	Opponent	Score	RPI	S	Opponent	Score	RPI	S	Opponent	Score
7	A	Mississippi St.	53 104	33	N	Ohio	62 87	73	H	Pacific	82 66	166	A	Denver	110 117
21	A	Texas A&M	74 68	42	A	Kansas St.	55 73					220	A	Sam Houston St.	83 72
												243	A	Louisiana	79 77
												264	H	Southeastern La.	94 54
												275	H	A&M-Corpus Christi	76 58
												301	H	Central Ark.	57 37
												303	A	Incarnate Word	77 51
												327	A	New Orleans	79 57
												338	H	Houston Baptist	63 50

LAST 12 Division I GAMES:															
301	H	Central Ark.	57 37	220	A	Sam Houston St.	83 72	303	A	Incarnate Word	77 51	264	H	Southeastern La.	94 54
327	A	New Orleans	79 57	33	N	Ohio	62 87	21	A	Texas A&M	74 68	73	H	Pacific	82 66
275	H	A&M-Corpus Christi	76 58	42	A	Kansas St.	55 73	166	A	Denver	110 117				

Non-Div I Games: LeTourneau 104 27 Louisiana Col. 94 43 McMurry 100 37 Howard Payne 93 37 Lamar University

Average RPI Win: 260
 Average RPI Loss: 89

WON-LOST
 RECORD

WINNING
 PCT. RANK

LAST 10
 GAMES

STRENGTH OF
 SCHEDULE

OPP. STRENGTH
 OF SCHEDULE

TEAM
 RPI

ADJ.
 RPI

CONF.
 RPI

ADJ CONF.
 RPI

DIV. I ONLY	12- 6	84	6-4	158	275	128	128	19	19
DIV. I NON-CONF.	7- 3	83	0- 1	183	272	140	140	22	22
<hr/>									
TOTALS	RPI 1-25	RPI 26-50	W-L RECORDS	RPI 51-100	RPI 101-150	RPI 150+			
12- 6	0- 1	0- 1	OVERALL	0- 1	0- 1	12- 2			
7- 3	0- 0	0- 1	HOME	0- 0	0- 1	7- 1			
5- 3	0- 1	0- 0	AWAY	0- 1	0- 0	5- 1			
0- 0	0- 0	0- 0	NEUTRAL	0- 0	0- 0	0- 0			
7- 3	0- 1	0- 1	NON-CONFERENCE	0- 0	0- 0	7- 1			
5- 2	0- 0	0- 1	HOME	0- 0	0- 0	5- 1			
2- 1	0- 1	0- 0	AWAY	0- 0	0- 0	2- 0			
0- 0	0- 0	0- 0	NEUTRAL	0- 0	0- 0	0- 0			
5- 3	0- 0	0- 0	CONFERENCE	0- 1	0- 1	5- 1			
2- 1	0- 0	0- 0	HOME	0- 0	0- 1	2- 0			
3- 2	0- 0	0- 0	AWAY	0- 1	0- 0	3- 1			
0- 0	0- 0	0- 0	NEUTRAL	0- 0	0- 0	0- 0			

RPI 1-25				RPI 26-50				RPI 51-100				RPI 101+				Team's RPI: 128
RPI	S	Opponent	Score	RPI	S	Opponent	Score	RPI	S	Opponent	Score	RPI	S	Opponent	Score	
1	A	Notre Dame	68 95	45	H	Villanova	48 70	54	A	Bucknell	53 71	106	H	American	53 61	
												163	A	Boston U.	45 58	
												164	H	Charlotte	60 62	
												210	H	Holy Cross	64 55	
												216	H	Cornell	67 54	
												222	A	Navy	56 38	
												224	H	Sacred Heart	70 66	
												237	H	Colgate	86 58	
												239	H	Monmouth	63 48	
												248	A	Binghamton	65 55	
												273	H	Norfolk St.	62 41	
												283	A	Army West Point	73 50	
												297	A	Central Conn. St.	88 62	
												325	A	Lafayette	70 43	
												351	H	LIU Brooklyn	72 38	
<hr/>																
LAST 12 Division I GAMES:																
106	H	American	53 61	164	H	Charlotte	60 62	283	A	Army West Point	73 50	237	H	Colgate	86 58	
54	A	Bucknell	53 71	237	H	Colgate	86 58	1	A	Notre Dame	68 95	351	H	LIU Brooklyn	72 38	
163	A	Boston U.	45 58	1	A	Notre Dame	68 95	224	H	Sacred Heart	70 66					
210	H	Holy Cross	64 55													
222	A	Navy	56 38													
325	A	Lafayette	70 43													

Non-Div I Games: Kutztown 73 39

Lehigh

Average RPI Win:	238	WON-LOST	WINNING	LAST 10	STRENGTH OF	OPP. STRENGTH	TEAM	ADJ.	CONF.	ADJ CONF.
Average RPI Loss:	173	RECORD	PCT. RANK	GAMES	SCHEDULE	OF SCHEDULE	RPI	RPI	RPI	RPI
DIV. I ONLY	6- 12	255	5-5	192	245	231	231	25	25	
DIV. I NON-CONF.	3- 9	271	0- 1	152	243	261	261	27	27	

TOTALS	RPI 1-25	RPI 26-50	W-L RECORDS	RPI 51-100	RPI 101-150	RPI 150+				
6- 12	0- 1	0- 1	OVERALL	0- 2	1- 1	5- 7				
2- 3	0- 0	0- 1	HOME	0- 1	0- 0	2- 1				
3- 6	0- 0	0- 0	AWAY	0- 1	0- 1	3- 4				
1- 3	0- 1	0- 0	NEUTRAL	0- 0	1- 0	0- 2				
3- 9	0- 1	0- 1	NON-CONFERENCE	0- 1	1- 1	2- 5				
1- 2	0- 0	0- 1	HOME	0- 1	0- 0	1- 0				
1- 4	0- 0	0- 0	AWAY	0- 0	0- 1	1- 3				
1- 3	0- 1	0- 0	NEUTRAL	0- 0	1- 0	0- 2				
3- 3	0- 0	0- 0	CONFERENCE	0- 1	0- 0	3- 2				
1- 1	0- 0	0- 0	HOME	0- 0	0- 0	1- 1				
2- 2	0- 0	0- 0	AWAY	0- 1	0- 0	2- 1				
0- 0	0- 0	0- 0	NEUTRAL	0- 0	0- 0	0- 0				

RPI 1-25				RPI 26-50				RPI 51-100				RPI 101+ Team's RPI: 231			
RPI	S	Opponent	Score	RPI	S	Opponent	Score	RPI	S	Opponent	Score	RPI	S	Opponent	Score
17	N	UCF	45 53	47	H	James Madison	53 74	75	H	Virginia Tech	61 72	120	A	Chattanooga	60 75
								88	A	FGCU	50 68	142	N	Duquesne	55 51
												164	N	Charlotte	61 63
												212	A	Jacksonville	85 75
												212	H	Jacksonville	52 64
												230	A	East Carolina	63 66
												235	H	Saint Francis (PA)	82 53
												256	A	ETSU	89 86
												262	A	Stetson	52 69
												270	A	Bethune-Cookman	76 81
												273	N	Norfolk St.	53 66
												284	A	Kennesaw St.	67 61
												298	H	North Florida	69 53
												318	A	UNC Greensboro	45 48

LAST 12 Division I GAMES:															
284	A	Kennesaw St.	67 61	273	N	Norfolk St.	53 66	212	A	Jacksonville	85 75	298	H	North Florida	69 53
212	H	Jacksonville	52 64	212	A	Jacksonville	85 75	318	A	UNC Greensboro	45 48	230	A	East Carolina	63 66
262	A	Stetson	52 69	298	H	North Florida	69 53	256	A	ETSU	89 86				
88	A	FGCU	50 68												
142	N	Duquesne	55 51												
17	N	UCF	45 53												

Non-Div I Games: West Chester 61 42

Liberty

Average RPI Win:	293	WON-LOST	WINNING	LAST 10	STRENGTH OF	OPP. STRENGTH	TEAM	ADJ.	CONF.	ADJ CONF.
Average RPI Loss:	192	RECORD	PCT. RANK	GAMES	SCHEDULE	OF SCHEDULE	RPI	RPI	RPI	RPI
DIV. I ONLY	2- 17	340	0-10	224	305	329	329	25	25	
DIV. I NON-CONF.	2- 11	316	0- 0	163	310	297	297	27	27	
<hr/>										
TOTALS	RPI 1-25	RPI 26-50	W-L RECORDS	RPI 51-100	RPI 101-150	RPI 150+				
2- 17	0- 0	0- 1	OVERALL	0- 3	0- 4	2- 9				
1- 6	0- 0	0- 0	HOME	0- 0	0- 2	1- 4				
1- 11	0- 0	0- 1	AWAY	0- 3	0- 2	1- 5				
0- 0	0- 0	0- 0	NEUTRAL	0- 0	0- 0	0- 0				
2- 11	0- 0	0- 1	NON-CONFERENCE	0- 2	0- 4	2- 4				
1- 4	0- 0	0- 0	HOME	0- 0	0- 2	1- 2				
1- 7	0- 0	0- 1	AWAY	0- 2	0- 2	1- 2				
0- 0	0- 0	0- 0	NEUTRAL	0- 0	0- 0	0- 0				
0- 6	0- 0	0- 0	CONFERENCE	0- 1	0- 0	0- 5				
0- 2	0- 0	0- 0	HOME	0- 0	0- 0	0- 2				
0- 4	0- 0	0- 0	AWAY	0- 1	0- 0	0- 3				
0- 0	0- 0	0- 0	NEUTRAL	0- 0	0- 0	0- 0				

RPI 1-25				RPI 26-50				RPI 51-100				RPI 101+ Team's RPI: 329			
RPI	S	Opponent	Score	RPI	S	Opponent	Score	RPI	S	Opponent	Score	RPI	S	Opponent	Score
				40	A	Clemson	26 68	74	A	Belmont	43 83	109	A	Georgia	45 77
								88	A	FGCU	40 82	124	H	Tennessee Tech	52 67
								98	A	Cincinnati	55 71	134	A	Morehead St.	44 79
												135	H	UT Martin	53 62
												202	H	Jacksonville St.	46 58
												212	A	Jacksonville	47 62
												262	A	Stetson	49 76
												262	H	Stetson	65 80
												291	H	Col. of Charleston	63 65
												292	H	Tennessee St.	64 62
												293	A	Alabama A&M	62 58
												298	H	North Florida	53 68
												305	A	Murray St.	61 97
												307	A	Austin Peay	58 70
												317	A	NJIT	67 80
<hr/>															
LAST 12 Division I GAMES:															
				262	H	Stetson	65 80	262	A	Stetson	49 76				
				298	H	North Florida	53 68	88	A	FGCU	40 82				
				212	A	Jacksonville	47 62	317	A	NJIT	67 80				
				134	A	Morehead St.	44 79	291	H	Col. of Charleston	63 65				
				124	H	Tennessee Tech	52 67	135	H	UT Martin	53 62				
				109	A	Georgia	45 77	74	A	Belmont	43 83				

Non-Div I Games:

Lipscomb

Average RPI Win:	190	WON-LOST	WINNING	LAST 10	STRENGTH OF	OPP. STRENGTH	TEAM	ADJ.	CONF.	ADJ CONF.
Average RPI Loss:	63	RECORD	PCT. RANK	GAMES	SCHEDULE	OF SCHEDULE	RPI	RPI	RPI	RPI
DIV. I ONLY	11- 8	125	8-2	47	106	76	76	14	14	
DIV. I NON-CONF.	4- 7	228	0- 0	43	16	125	125	15	15	

TOTALS	RPI 1-25	RPI 26-50	W-L RECORDS	RPI 51-100	RPI 101-150	RPI 150+				
11- 8	0- 2	0- 1	OVERALL	0- 3	5- 2	6- 0				
5- 5	0- 2	0- 1	HOME	0- 1	1- 1	4- 0				
6- 3	0- 0	0- 0	AWAY	0- 2	4- 1	2- 0				
0- 0	0- 0	0- 0	NEUTRAL	0- 0	0- 0	0- 0				
4- 7	0- 2	0- 1	NON-CONFERENCE	0- 3	2- 1	2- 0				
1- 5	0- 2	0- 1	HOME	0- 1	0- 1	1- 0				
3- 2	0- 0	0- 0	AWAY	0- 2	2- 0	1- 0				
0- 0	0- 0	0- 0	NEUTRAL	0- 0	0- 0	0- 0				
7- 1	0- 0	0- 0	CONFERENCE	0- 0	3- 1	4- 0				
4- 0	0- 0	0- 0	HOME	0- 0	1- 0	3- 0				
3- 1	0- 0	0- 0	AWAY	0- 0	2- 1	1- 0				
0- 0	0- 0	0- 0	NEUTRAL	0- 0	0- 0	0- 0				

RPI 1-25				RPI 26-50				RPI 51-100 Team's RPI: 76				RPI 101+			
RPI	S	Opponent	Score	RPI	S	Opponent	Score	RPI	S	Opponent	Score	RPI	S	Opponent	Score
7	H	Mississippi St.	63 98	42	H	Kansas St.	47 53	55	A	LSU	45 60	101	A	Troy	66 71
21	H	Texas A&M	40 61					59	H	Rice	65 79	112	H	UT Arlington	68 65
								93	A	Missouri St.	44 48	122	H	Western Ky.	56 68
												130	A	Appalachian St.	74 59
												137	A	South Alabama	65 42
												138	A	Tulsa	63 53
												147	A	Louisiana Tech	69 58
												179	H	Texas St.	62 47
												205	A	Coastal Caro.	60 47
												223	A	Memphis	63 60
												243	H	Louisiana	62 48
												282	H	Fla. Atlantic	61 38
												295	H	La. -Monroe	63 44

LAST 12 Division I GAMES:															
179	H	Texas St.	62 47	130	A	Appalachian St.	74 59								
137	A	South Alabama	65 42	205	A	Coastal Caro.	60 47								
101	A	Troy	66 71	112	H	UT Arlington	68 65								
243	H	Louisiana	62 48	223	A	Memphis	63 60								
295	H	La. -Monroe	63 44	138	A	Tulsa	63 53								
93	A	Missouri St.	44 48	42	H	Kansas St.	47 53								

Non-Div I Games:

Average RPI Win:	220	WON-LOST	WINNING	LAST 10	STRENGTH OF	OPP. STRENGTH	TEAM	ADJ.	CONF.	ADJ CONF.
Average RPI Loss:	150	RECORD	PCT. RANK	GAMES	SCHEDULE	OF SCHEDULE	RPI	RPI	RPI	RPI
DIV. I ONLY	5- 13	281	4-6	193	157	274	274	20	20	
DIV. I NON-CONF.	3- 10	278	0- 0	109	146	257	257	21	21	

TOTALS	RPI 1-25	RPI 26-50	W-L RECORDS	RPI 51-100	RPI 101-150	RPI 150+				
5- 13	0- 1	0- 2	OVERALL	0- 2	1- 1	4- 7				
3- 8	0- 0	0- 1	HOME	0- 2	1- 0	2- 5				
2- 5	0- 1	0- 1	AWAY	0- 0	0- 1	2- 2				
0- 0	0- 0	0- 0	NEUTRAL	0- 0	0- 0	0- 0				
3- 10	0- 1	0- 2	NON-CONFERENCE	0- 2	1- 1	2- 4				
2- 6	0- 0	0- 1	HOME	0- 2	1- 0	1- 3				
1- 4	0- 1	0- 1	AWAY	0- 0	0- 1	1- 1				
0- 0	0- 0	0- 0	NEUTRAL	0- 0	0- 0	0- 0				
2- 3	0- 0	0- 0	CONFERENCE	0- 0	0- 0	2- 3				
1- 2	0- 0	0- 0	HOME	0- 0	0- 0	1- 2				
1- 1	0- 0	0- 0	AWAY	0- 0	0- 0	1- 1				
0- 0	0- 0	0- 0	NEUTRAL	0- 0	0- 0	0- 0				

RPI 1-25				RPI 26-50				RPI 51-100				RPI 101+ Team's RPI: 274			
RPI	S	Opponent	Score	RPI	S	Opponent	Score	RPI	S	Opponent	Score	RPI	S	Opponent	Score
5	A	Oregon	48 110	37	A	Utah	59 82	51	H	Arizona	43 70	105	H	Idaho	70 63
				49	H	Southern California	50 86	90	H	UNI	64 71	117	A	Loyola Marymount	62 71
												151	A	Montana St.	62 85
												159	H	CSUN	37 51
												160	A	Utah St.	50 48
												184	A	UC Riverside	63 45
												184	H	UC Riverside	59 73
												250	H	Nevada	67 76
												255	H	San Diego	56 60
												286	H	California Baptist	83 85
												315	A	UC Santa Barbara	54 60
												316	H	Cal Poly	61 58
												336	H	Grand Canyon	57 50
LAST 12 Division I GAMES:															
316	H	Cal Poly	61 58	159	H	CSUN	37 51								
184	A	UC Riverside	63 45	184	H	UC Riverside	59 73								
160	A	Utah St.	50 48	315	A	UC Santa Barbara	54 60								
336	H	Grand Canyon	57 50	255	H	San Diego	56 60								
117	A	Loyola Marymount	62 71	5	A	Oregon	48 110								
51	H	Arizona	43 70	151	A	Montana St.	62 85								

Non-Div I Games:

Long Beach St.

Average RPI Win:	197	WON-LOST	WINNING	LAST 10	STRENGTH OF	OPP. STRENGTH	TEAM	ADJ.	CONF.	ADJ CONF.
Average RPI Loss:	228	RECORD	PCT. RANK	GAMES	SCHEDULE	OF SCHEDULE	RPI	RPI	RPI	RPI
DIV. I ONLY	1- 16	345	0-10	295	344	348	348	28	28	
DIV. I NON-CONF.	1- 9	326	0- 0	229	341	340	340	29	29	

TOTALS	RPI 1-25	RPI 26-50	W-L RECORDS	RPI 51-100	RPI 101-150	RPI 150+				
1- 16	0- 0	0- 0	OVERALL	0- 1	0- 3	1- 12				
1- 6	0- 0	0- 0	HOME	0- 0	0- 1	1- 5				
0- 9	0- 0	0- 0	AWAY	0- 1	0- 2	0- 6				
0- 1	0- 0	0- 0	NEUTRAL	0- 0	0- 0	0- 1				
1- 9	0- 0	0- 0	NON-CONFERENCE	0- 1	0- 2	1- 6				
1- 4	0- 0	0- 0	HOME	0- 0	0- 0	1- 4				
0- 4	0- 0	0- 0	AWAY	0- 1	0- 2	0- 1				
0- 1	0- 0	0- 0	NEUTRAL	0- 0	0- 0	0- 1				
0- 7	0- 0	0- 0	CONFERENCE	0- 0	0- 1	0- 6				
0- 2	0- 0	0- 0	HOME	0- 0	0- 1	0- 1				
0- 5	0- 0	0- 0	AWAY	0- 0	0- 0	0- 5				
0- 0	0- 0	0- 0	NEUTRAL	0- 0	0- 0	0- 0				

RPI 1-25				RPI 26-50				RPI 51-100				RPI 101+				Team's RPI: 348
RPI	S	Opponent	Score	RPI	S	Opponent	Score	RPI	S	Opponent	Score	RPI	S	Opponent	Score	
								75	A	Virginia Tech	39 93	126	H	Radford	34 68	
												136	A	VCU	55 84	
												139	A	UNCW	33 35	
												177	H	Eastern Mich.	45 64	
												186	A	Hampton	40 66	
												197	H	UMES	83 71	
												199	A	UNC Asheville	55 80	
												230	N	East Carolina	52 61	
												235	H	Saint Francis (PA)	88 91	
												273	A	Norfolk St.	42 74	
												277	H	Wofford	72 101	
												278	A	Winthrop	69 77	
												323	H	Wagner	60 86	
												326	A	Presbyterian	66 81	
												334	H	Charleston So.	74 81	
												341	A	USC Upstate	67 72	

LAST 12 Division I GAMES:																
				186	A	Hampton	40 66	341	A	USC Upstate	67 72					
				334	H	Charleston So.	74 81	199	A	UNC Asheville	55 80					
				326	A	Presbyterian	66 81	126	H	Radford	34 68					
				278	A	Winthrop	69 77	230	N	East Carolina	52 61					
				75	A	Virginia Tech	39 93	177	H	Eastern Mich.	45 64					
				139	A	UNCW	33 35	273	A	Norfolk St.	42 74					

Non-Div I Games:

Longwood

Average RPI Win:	272	WON-LOST	WINNING	LAST 10	STRENGTH OF	OPP. STRENGTH	TEAM	ADJ.	CONF.	ADJ CONF.
Average RPI Loss:	137	RECORD	PCT. RANK	GAMES	SCHEDULE	OF SCHEDULE	RPI	RPI	RPI	RPI
DIV. I ONLY	5- 12	273	3-7	124	228	243	243	14	14	
DIV. I NON-CONF.	2- 8	293	0- 0	153	217	274	274	15	15	

TOTALS	RPI 1-25	RPI 26-50	W-L RECORDS	RPI 51-100	RPI 101-150	RPI 150+				
5- 12	0- 1	0- 0	OVERALL	0- 4	0- 2	5- 5				
4- 3	0- 0	0- 0	HOME	0- 2	0- 0	4- 1				
1- 8	0- 1	0- 0	AWAY	0- 2	0- 2	1- 3				
0- 1	0- 0	0- 0	NEUTRAL	0- 0	0- 0	0- 1				
2- 8	0- 1	0- 0	NON-CONFERENCE	0- 3	0- 0	2- 4				
1- 3	0- 0	0- 0	HOME	0- 2	0- 0	1- 1				
1- 4	0- 1	0- 0	AWAY	0- 1	0- 0	1- 2				
0- 1	0- 0	0- 0	NEUTRAL	0- 0	0- 0	0- 1				
3- 4	0- 0	0- 0	CONFERENCE	0- 1	0- 2	3- 1				
3- 0	0- 0	0- 0	HOME	0- 0	0- 0	3- 0				
0- 4	0- 0	0- 0	AWAY	0- 1	0- 2	0- 1				
0- 0	0- 0	0- 0	NEUTRAL	0- 0	0- 0	0- 0				

RPI 1-25				RPI 26-50				RPI 51-100				RPI 101+ Team's RPI: 243			
RPI	S	Opponent	Score	RPI	S	Opponent	Score	RPI	S	Opponent	Score	RPI	S	Opponent	Score
7	A	Mississippi St.	36 104					55	H	LSU	54 76	101	A	Troy	64 90
								58	A	Auburn	59 71	137	A	South Alabama	60 83
								69	H	Lamar University	77 79	162	H	Georgia St.	57 54
								76	A	Little Rock	48 62	185	A	Arkansas St.	75 87

LAST 12 Division I GAMES:															
269	H	Ga. Southern	59 48	101	A	Troy	64 90								
162	H	Georgia St.	57 54	137	A	South Alabama	60 83								
76	A	Little Rock	48 62	295	H	La. -Monroe	52 45								
185	A	Arkansas St.	75 87	203	A	Ole Miss	57 79								
7	A	Mississippi St.	36 104	220	H	Sam Houston St.	62 68								
55	H	LSU	54 76	252	A	UTRGV	60 75								

Non-Div I Games: Dillard

69 72

Louisiana

Average RPI Win:	192	WON-LOST	WINNING	LAST 10	STRENGTH OF	OPP. STRENGTH	TEAM	ADJ.	CONF.	ADJ CONF.
Average RPI Loss:	126	RECORD	PCT. RANK	GAMES	SCHEDULE	OF SCHEDULE	RPI	RPI	RPI	RPI
DIV. I ONLY	9- 11	200	3-7	86	164	147	147	16	16	
DIV. I NON-CONF.	7- 5	132	1- 0	210	88	132	132	18	18	

TOTALS	RPI 1-25	RPI 26-50	W-L RECORDS	RPI 51-100	RPI 101-150	RPI 150+				
9- 11	0- 1	0- 0	OVERALL	0- 5	3- 1	6- 4				
4- 4	0- 0	0- 0	HOME	0- 3	1- 0	3- 1				
4- 6	0- 1	0- 0	AWAY	0- 1	1- 1	3- 3				
1- 1	0- 0	0- 0	NEUTRAL	0- 1	1- 0	0- 0				
7- 5	0- 1	0- 0	NON-CONFERENCE	0- 2	2- 0	5- 2				
3- 1	0- 0	0- 0	HOME	0- 1	1- 0	2- 0				
3- 3	0- 1	0- 0	AWAY	0- 0	0- 0	3- 2				
1- 1	0- 0	0- 0	NEUTRAL	0- 1	1- 0	0- 0				
2- 6	0- 0	0- 0	CONFERENCE	0- 3	1- 1	1- 2				
1- 3	0- 0	0- 0	HOME	0- 2	0- 0	1- 1				
1- 3	0- 0	0- 0	AWAY	0- 1	1- 1	0- 1				
0- 0	0- 0	0- 0	NEUTRAL	0- 0	0- 0	0- 0				

RPI 1-25				RPI 26-50				RPI 51-100				RPI 101+ Team's RPI: 147			
RPI	S	Opponent	Score	RPI	S	Opponent	Score	RPI	S	Opponent	Score	RPI	S	Opponent	Score
15	A	Arizona St.	44 80					59	H	Rice	51 61	102	H	Houston	100 88
								67	H	Old Domini on	59 70	118	N	Al abama	79 62
								70	A	Mi ddle Tenn.	38 75	122	A	Western Ky.	76 81
								76	H	Little Rock	58 69	148	A	UAB	73 68
								93	N	Missouri St.	70 82	164	H	Charlotte	88 51
												183	H	North Texas	54 65
												185	A	Arkansas St.	80 70
												194	A	UMKC	70 80
												203	H	Ole Mi ss	80 71
												223	A	Memphi s	66 50
												249	A	Marshal l	88 90
												259	A	Wi chi ta St.	56 70
												264	H	Southeastern La.	72 53
												320	A	McNeese	89 48

LAST 12 Division I GAMES:															
164	H	Charlotte	88 51	118	N	Al abama	79 62	122	A	Western Ky.	76 81	249	A	Marshall	88 90
67	H	Old Domini on	59 70					320	A	McNeese	89 48				
70	A	Mi ddle Tenn.	38 75					194	A	UMKC	70 80				
148	A	UAB	73 68					93	N	Missouri St.	70 82				
59	H	Rice	51 61												
183	H	North Texas	54 65												

Non-Div I Games: LSU-Alexandria 112 70

Average RPI	Win:	95	WON-LOST	WINNING	LAST 10	STRENGTH OF	OPP. STRENGTH	TEAM	ADJ.	CONF.	ADJ CONF.
Average RPI	Loss:	1	RECORD	PCT. RANK	GAMES	SCHEDULE	OF SCHEDULE	RPI	RPI	RPI	RPI
DIV. I ONLY		18- 1	3	9-1	18	2	3	3	1	1	
DIV. I NON-CONF.		12- 0	1	0- 0	30	36	5	5	1	1	

TOTALS	RPI 1-25		RPI 26-50		W-L RECORDS		RPI 51-100		RPI 101-150		RPI 150+
18- 1	4- 1		2- 0		OVERALL		6- 0		4- 0		2- 0
9- 0	1- 0		2- 0		HOME		3- 0		1- 0		2- 0
7- 1	2- 1		0- 0		AWAY		2- 0		3- 0		0- 0
2- 0	1- 0		0- 0		NEUTRAL		1- 0		0- 0		0- 0
12- 0	3- 0		0- 0		NON-CONFERENCE		4- 0		3- 0		2- 0
6- 0	1- 0		0- 0		HOME		2- 0		1- 0		2- 0
4- 0	1- 0		0- 0		AWAY		1- 0		2- 0		0- 0
2- 0	1- 0		0- 0		NEUTRAL		1- 0		0- 0		0- 0
6- 1	1- 1		2- 0		CONFERENCE		2- 0		1- 0		0- 0
3- 0	0- 0		2- 0		HOME		1- 0		0- 0		0- 0
3- 1	1- 1		0- 0		AWAY		1- 0		1- 0		0- 0
0- 0	0- 0		0- 0		NEUTRAL		0- 0		0- 0		0- 0

RPI	S	Opponent	Score	RPI	S	Opponent	Score	RPI	S	Opponent	Score	RPI	S	Opponent	Score
1	A	Notre Dame	68 82	35	H	Georgia Tech	61 44	52	A	Duke	73 51	115	A	Wake Forest	73 49
15	N	Arizona St.	58 56	43	H	North Carolina	73 66	64	A	Boise St.	74 55	120	A	Chattanooga	75 49
20	H	Kentucky	80 75					82	H	Virginia	91 43	122	A	Western Ky.	102 80
22	A	Central Mich.	72 68					85	H	Miami (OH)	95 73	135	H	UT Martin	102 62
24	A	Florida St.	68 49					89	H	Nebraska	85 68	288	H	Northern Ky.	92 59
								100	N	Hartford	86 69	292	H	Tennessee St.	107 52

LAST 12 Division I GAMES:															
35	H	Georgia Tech	61 44	24	A	Florida St.	68 49	115	A	Wake Forest	73 49	82	H	Virginia	91 43
1	A	Notre Dame	68 82					20	H	Kentucky	80 75	135	H	UT Martin	102 62
52	A	Duke	73 51					288	H	Tennessee St.	107 52				
43	H	North Carolina	73 66												
22	A	Central Mich.	72 68												
288	H	Northern Ky.	92 59												

Non-Div I Games:

Louisville

Average RPI	Win:	293	WON-LOST	WINNING	LAST 10	STRENGTH OF	OPP. STRENGTH	TEAM	ADJ.	CONF.	ADJ CONF.
Average RPI	Loss:	100	RECORD	PCT. RANK	GAMES	SCHEDULE	OF SCHEDULE	RPI	RPI	RPI	RPI
DIV. I ONLY		9- 8		144	4-6	296	222	218	218	12	12
DIV. I NON-CONF.		6- 5		143	0- 0	318	301	253	253	14	14

TOTALS	RPI 1-25		RPI 26-50		W-L RECORDS	RPI 51-100		RPI 101-150		RPI 150+	
9- 8	0- 1		0- 2		OVERALL	0- 2		0- 1		9- 2	
7- 2	0- 0		0- 1		HOME	0- 0		0- 0		7- 1	
2- 6	0- 1		0- 1		AWAY	0- 2		0- 1		2- 1	
0- 0	0- 0		0- 0		NEUTRAL	0- 0		0- 0		0- 0	
6- 5	0- 0		0- 2		NON-CONFERENCE	0- 0		0- 1		6- 2	
4- 2	0- 0		0- 1		HOME	0- 0		0- 0		4- 1	
2- 3	0- 0		0- 1		AWAY	0- 0		0- 1		2- 1	
0- 0	0- 0		0- 0		NEUTRAL	0- 0		0- 0		0- 0	
3- 3	0- 1		0- 0		CONFERENCE	0- 2		0- 0		3- 0	
3- 0	0- 0		0- 0		HOME	0- 0		0- 0		3- 0	
0- 3	0- 1		0- 0		AWAY	0- 2		0- 0		0- 0	
0- 0	0- 0		0- 0		NEUTRAL	0- 0		0- 0		0- 0	

RPI 1-25				RPI 26-50				RPI 51-100				RPI 101+ Team's RPI: 218			
RPI	S	Opponent	Score	RPI	S	Opponent	Score	RPI	S	Opponent	Score	RPI	S	Opponent	Score
13	A	Drake	60 69	26	A	Purdue	41 65	90	A	UNI	52 64	116	A	Youngstown St.	63 74
				36	H	DePaul	76 102	93	A	Missouri St.	49 84	157	H	Indiana St.	56 54
												194	H	UMKC	74 88
												207	H	SIUE	56 43
												228	A	Bowling Green	74 88
												279	A	Western Mi ch.	64 53
												308	H	Valparaiso	80 54
												331	H	Purdue Fort Wayne	81 67
												333	A	UIC	75 60
												335	H	Detroit Mercy	52 43
												340	H	Evansville	61 56
												344	H	Chicago St.	76 40

LAST 12 Division I GAMES:															
90	A	UNI	52 64	93	A	Missouri St.	49 84	157	H	Indiana St.	56 54	207	H	SIUE	56 43
13	A	Drake	60 69	340	H	Evansville	61 56	279	A	Western Mi ch.	64 53	331	H	Purdue Fort Wayne	81 67
308	H	Valparaiso	80 54	26	A	Purdue	41 65								
36	H	DePaul	76 102												
194	H	UMKC	74 88												

Non-Div I Games:

Loyol a Chi cago

Average RPI Win:	282	WON-LOST	WINNING	LAST 10	STRENGTH OF	OPP. STRENGTH	TEAM	ADJ.	CONF.	ADJ CONF.
Average RPI Loss:	175	RECORD	PCT. RANK	GAMES	SCHEDULE	OF SCHEDULE	RPI	RPI	RPI	RPI
DIV. I ONLY	2- 17	340	2-8	140	282	300	300	19	19	
DIV. I NON-CONF.	1- 10	330	0- 1	125	282	289	289	22	22	

TOTALS	RPI 1-25	RPI 26-50	W-L RECORDS	RPI 51-100	RPI 101-150	RPI 150+				
2- 17	0- 1	0- 0	OVERALL	0- 3	0- 3	2- 10				
1- 6	0- 0	0- 0	HOME	0- 1	0- 1	1- 4				
1- 10	0- 1	0- 0	AWAY	0- 1	0- 2	1- 6				
0- 1	0- 0	0- 0	NEUTRAL	0- 1	0- 0	0- 0				
1- 10	0- 1	0- 0	NON-CONFERENCE	0- 2	0- 2	1- 5				
0- 3	0- 0	0- 0	HOME	0- 0	0- 1	0- 2				
1- 6	0- 1	0- 0	AWAY	0- 1	0- 1	1- 3				
0- 1	0- 0	0- 0	NEUTRAL	0- 1	0- 0	0- 0				
1- 7	0- 0	0- 0	CONFERENCE	0- 1	0- 1	1- 5				
1- 3	0- 0	0- 0	HOME	0- 1	0- 0	1- 2				
0- 4	0- 0	0- 0	AWAY	0- 0	0- 1	0- 3				
0- 0	0- 0	0- 0	NEUTRAL	0- 0	0- 0	0- 0				

RPI 1-25				RPI 26-50				RPI 51-100				RPI 101+				Team's RPI: 300
RPI	S	Opponent	Score	RPI	S	Opponent	Score	RPI	S	Opponent	Score	RPI	S	Opponent	Score	
23	A	Maryl and	48 83					54	H	Bucknell	57 75	103	A	Towson	57 62	
								77	N	Boston College	47 73	106	A	American	38 82	
								95	A	Georgetown	30 45	145	H	William & Mary	49 65	
												163	H	Boston U.	62 64	
												193	A	George Mason	38 70	
												210	A	Holy Cross	60 78	
												222	H	Navy	46 58	
												237	A	Colgate	64 73	
												239	A	Monmouth	75 67	
												247	A	Dartmouth	41 54	
												253	H	Mt. St. Mary's	67 77	
												276	H	St. Francis Brooklyn	70 75	
												283	A	Army West Point	57 69	
												287	A	Saint Joseph's	46 49	
												325	H	Lafayette	62 50	
LAST 12 Division I GAMES:																
325	H	Lafayette	62 50	287	A	Saint Joseph's	46 49									
106	A	American	38 82	237	A	Colgate	64 73									
210	A	Holy Cross	60 78	54	H	Bucknell	57 75									
163	H	Boston U.	62 64	239	A	Monmouth	75 67									
283	A	Army West Point	57 69	23	A	Maryl and	48 83									
222	H	Navy	46 58	276	H	St. Francis Brooklyn	70 75									

Non-Div I Games:

Loyola Maryl and

Average RPI	Win:	171	WON-LOST	WINNING	LAST 10	STRENGTH OF	OPP. STRENGTH	TEAM	ADJ.	CONF.	ADJ CONF.
Average RPI	Loss:	106	RECORD	PCT. RANK	GAMES	SCHEDULE	OF SCHEDULE	RPI	RPI	RPI	RPI
DIV. I ONLY	11- 10	168	4-6	78	118	117	117	7	7		
DIV. I NON-CONF.	7- 5	132	1- 0	112	165	109	109	7	7		

TOTALS	RPI 1-25	RPI 26-50	W-L RECORDS	RPI 51-100	RPI 101-150	RPI 150+					
11- 10	0- 2	1- 3	OVERALL	3- 0	1- 0	6- 5					
6- 3	0- 1	1- 0	HOME	1- 0	1- 0	3- 2					
5- 4	0- 1	0- 1	AWAY	2- 0	0- 0	3- 2					
0- 3	0- 0	0- 2	NEUTRAL	0- 0	0- 0	0- 1					
7- 5	0- 0	1- 2	NON-CONFERENCE	2- 0	0- 0	4- 3					
4- 1	0- 0	1- 0	HOME	1- 0	0- 0	2- 1					
3- 1	0- 0	0- 0	AWAY	1- 0	0- 0	2- 1					
0- 3	0- 0	0- 2	NEUTRAL	0- 0	0- 0	0- 1					
4- 5	0- 2	0- 1	CONFERENCE	1- 0	1- 0	2- 2					
2- 2	0- 1	0- 0	HOME	0- 0	1- 0	1- 1					
2- 3	0- 1	0- 1	AWAY	1- 0	0- 0	1- 1					
0- 0	0- 0	0- 0	NEUTRAL	0- 0	0- 0	0- 0					

RPI	S	Opponent	Score	RPI	S	Opponent	Score	RPI	S	Opponent	Score	RPI	S	Opponent	Score	Team's RPI: 117
14	H	Gonzaga	53 78	29	N	Indiana	43 67	51	A	Arizona	66 64	149	H	Portland	76 58	
24	A	BYU	44 55	32	N	South Dakota	40 67	71	H	UC Davis	60 53	153	H	Santa Clara	75 83	
				46	H	UCLA	69 63	73	A	Paci fi c	72 67	156	A	Pepperdine	86 95	
				48	A	Saint Mary's (CA)	62 86					159	A	CSUN	72 53	
												166	A	Denver	75 104	
												180	N	Grambling	61 62	
												245	H	San Francisco	66 58	
												246	H	Robert Morris	61 53	
												255	A	San Diego	69 52	
												260	H	Northern Ariz.	62 63	
												274	H	Long Beach St.	71 62	
												315	A	UC Santa Barbara	70 57	

LAST 12 Division I GAMES:																
156	A	Pepperdine	86 95	246	H	Robert Morris	61 53									
153	H	Santa Clara	75 83	48	A	Saint Mary's (CA)	62 86									
245	H	San Francisco	66 58	73	A	Paci fi c	72 67									
24	A	BYU	44 55	14	H	Gonzaga	53 78									
255	A	San Diego	69 52	180	N	Grambling	61 62									
149	H	Portland	76 58	32	N	South Dakota	40 67									

Non-Div I Games:

Loyola Marymount

Average RPI Win:	197	WON-LOST	WINNING	LAST 10	STRENGTH OF	OPP. STRENGTH	TEAM	ADJ.	CONF.	ADJ CONF.
Average RPI Loss:	78	RECORD	PCT. RANK	GAMES	SCHEDULE	OF SCHEDULE	RPI	RPI	RPI	RPI
DIV. I ONLY	12- 7	105	5-5	79	143	62	62	23	23	
DIV. I NON-CONF.	7- 6	153	0- 1	31	58	50	50	24	24	

TOTALS	RPI 1-25	RPI 26-50	W-L RECORDS	RPI 51-100	RPI 101-150	RPI 150+				
12- 7	0- 1	1- 0	OVERALL	3- 4	0- 2	8- 0				
5- 1	0- 0	0- 0	HOME	1- 1	0- 0	4- 0				
5- 5	0- 1	1- 0	AWAY	1- 3	0- 1	3- 0				
2- 1	0- 0	0- 0	NEUTRAL	1- 0	0- 1	1- 0				
7- 6	0- 1	1- 0	NON-CONFERENCE	3- 3	0- 2	3- 0				
2- 1	0- 0	0- 0	HOME	1- 1	0- 0	1- 0				
3- 4	0- 1	1- 0	AWAY	1- 2	0- 1	1- 0				
2- 1	0- 0	0- 0	NEUTRAL	1- 0	0- 1	1- 0				
5- 1	0- 0	0- 0	CONFERENCE	0- 1	0- 0	5- 0				
3- 0	0- 0	0- 0	HOME	0- 0	0- 0	3- 0				
2- 1	0- 0	0- 0	AWAY	0- 1	0- 0	2- 0				
0- 0	0- 0	0- 0	NEUTRAL	0- 0	0- 0	0- 0				

RPI 1-25				RPI 26-50				RPI 51-100				RPI 101+			
RPI	S	Opponent	Score	RPI	S	Opponent	Score	RPI	S	Opponent	Score	RPI	S	Opponent	Score
6	A	NC State	46 84	43	A	North Carolina	85 73	52	H	Duke	63 66	120	N	Chattanooga	61 66
								53	A	Northeastern	55 63	133	A	Fordham	64 72
								60	A	Harvard	67 60	165	A	Stony Brook	68 54
								80	A	Green Bay	39 70	206	H	Brown	102 96
								84	H	Toledo	73 59	254	H	Albany (NY)	76 65
								94	N	Penn	47 46	266	N	N.C. A&T	58 52
								100	A	Hartford	46 49	272	A	Vermont	63 51
												281	A	Bryant	74 57
												319	H	UMBC	84 44
												324	H	New Hampshire	67 46

LAST 12 Division I GAMES:															
254	H	Albany (NY)	76 65	120	N	Chattanooga	61 66	165	A	Stony Brook	68 54	100	A	Hartford	46 49
272	A	Vermont	63 51	53	A	Northeastern	55 63	6	A	NC State	46 84	206	H	Brown	102 96
319	H	UMBC	84 44	60	A	Harvard	67 60	84	H	Toledo	73 59	266	N	N.C. A&T	58 52
324	H	New Hampshire	67 46	80	A	Green Bay	39 70	94	N	Penn	47 46	272	A	Vermont	63 51
133	A	Fordham	64 72	84	H	Toledo	73 59	100	A	Hartford	46 49	281	A	Bryant	74 57
53	A	Northeastern	55 63	94	N	Penn	47 46	100	A	Hartford	46 49	319	H	UMBC	84 44

Non-Div I Games:

Maine

Average RPI Win:	336	WON-LOST	WINNING	LAST 10	STRENGTH OF	OPP. STRENGTH	TEAM	ADJ.	CONF.	ADJ CONF.
Average RPI Loss:	217	RECORD	PCT. RANK	GAMES	SCHEDULE	OF SCHEDULE	RPI	RPI	RPI	RPI
DIV. I ONLY	3- 14	318	1-9	281	348	342	342	27	27	
DIV. I NON-CONF.	2- 9	297	0- 0	225	350	333	333	28	28	

TOTALS	RPI 1-25	RPI 26-50	W-L RECORDS	RPI 51-100	RPI 101-150	RPI 150+				
3- 14	0- 0	0- 0	OVERALL	0- 1	0- 2	3- 11				
3- 7	0- 0	0- 0	HOME	0- 1	0- 1	3- 5				
0- 7	0- 0	0- 0	AWAY	0- 0	0- 1	0- 6				
0- 0	0- 0	0- 0	NEUTRAL	0- 0	0- 0	0- 0				
2- 9	0- 0	0- 0	NON-CONFERENCE	0- 1	0- 2	2- 6				
2- 5	0- 0	0- 0	HOME	0- 1	0- 1	2- 3				
0- 4	0- 0	0- 0	AWAY	0- 0	0- 1	0- 3				
0- 0	0- 0	0- 0	NEUTRAL	0- 0	0- 0	0- 0				
1- 5	0- 0	0- 0	CONFERENCE	0- 0	0- 0	1- 5				
1- 2	0- 0	0- 0	HOME	0- 0	0- 0	1- 2				
0- 3	0- 0	0- 0	AWAY	0- 0	0- 0	0- 3				
0- 0	0- 0	0- 0	NEUTRAL	0- 0	0- 0	0- 0				

RPI 1-25				RPI 26-50				RPI 51-100				RPI 101+				Team's RPI: 342	
RPI	S	Opponent	Score	RPI	S	Opponent	Score	RPI	S	Opponent	Score	RPI	S	Opponent	Score		
								85	H	Wright St.	44	60	123	H	Drexel	39	53
												133	A	Fordham	61	65	
												165	H	Stony Brook	48	79	
												210	A	Holy Cross	53	61	
												224	H	Sacred Heart	46	74	
												225	H	Ri der	63	73	
												238	A	Ni agara	51	61	
												238	H	Ni agara	54	58	
												254	A	Al bany (NY)	54	60	
												258	A	Si ena	56	62	
												276	A	St. Franci s Brookl yn	65	73	
												280	A	Cani si us	44	47	
												325	H	Lafayette	60	49	
												332	H	I ona	55	33	
												335	H	Detroi t Mercy	56	58	
												351	H	LIU Brookl yn	61	46	

LAST 12 Di vi si on I GAMES:																	
258	A	Si ena	56	62	238	H	Ni agara	54	58								
238	A	Ni agara	51	61	225	H	Ri der	63	73								
280	A	Cani si us	44	47	332	H	I ona	55	33								
210	A	Hol y Cross	53	61	123	H	Drexel	39	53								
224	H	Sacred Heart	46	74	325	H	Lafayette	60	49								
85	H	Wright St.	44	60	133	A	Fordham	61	65								

Non-Div I Games:

Manhattan

Average RPI Win: 238

Average RPI Loss: 95

WON-LOST
RECORDWINNING
PCT. RANKLAST 10
GAMESSTRENGTH OF
SCHEDULEOPP. STRENGTH
OF SCHEDULETEAM
RPIADJ.
RPICONF.
RPIADJ CONF.
RPIDIV. I ONLY
DIV. I NON-CONF.15- 5
8- 447
918-2
0- 0268
214181
112128
106128
10627
2827
28

TOTALS

RPI 1-25

RPI 26-50

W-L RECORDS

RPI 51-100

RPI 101-150

RPI 150+

15- 5

0- 0

0- 0

OVERALL

1- 4

0- 0

14- 1

6- 2

0- 0

0- 0

HOME

1- 1

0- 0

5- 1

7- 2

0- 0

0- 0

AWAY

0- 2

0- 0

7- 0

2- 1

0- 0

0- 0

NEUTRAL

0- 1

0- 0

2- 0

8- 4

0- 0

0- 0

NON-CONFERENCE

1- 3

0- 0

7- 1

3- 1

0- 0

0- 0

HOME

1- 0

0- 0

2- 1

3- 2

0- 0

0- 0

AWAY

0- 2

0- 0

3- 0

2- 1

0- 0

0- 0

NEUTRAL

0- 1

0- 0

2- 0

7- 1

0- 0

0- 0

CONFERENCE

0- 1

0- 0

7- 0

3- 1

0- 0

0- 0

HOME

0- 1

0- 0

3- 0

4- 0

0- 0

0- 0

AWAY

0- 0

0- 0

4- 0

0- 0

0- 0

0- 0

NEUTRAL

0- 0

0- 0

0- 0

RPI 1-25

RPI 26-50

RPI 51-100

RPI 101+



Team's RPI: 128


RPI S Opponent Score



RPI S Opponent Score



RPI S Opponent Score


RPI S Opponent Score


52  Duke 56 


53  Northeastern 90 84



57  Quinnipiac 69 


83  Princeton 57 


85 N Wright St. 60 


163  Boston U. 68 57


191  Elon 61 57


196  Massachusetts 55 


217  Temple 74 68

222  Navy 72 48

238  Niagara 87 58


239  Monmouth 69 45


254  Albany (NY) 74 56


258  Siena 88 59


261 N Hofstra 71 57

262 N Stetson 76 69


280  Canisius 71 66


296  Saint Peter's 62 42



302  Fairfield 56 46


332  Iona 76 36


LAST 12 Division I GAMES:



239  Monmouth 69 45


302  Fairfield 56 46


57  Quinnipiac 69 


280  Canisius 71 66


238  Niagara 87 58



196  Massachusetts 55 


296  Saint Peter's 62 42

332  Iona 76 36

258  Siena 88 59





53  Northeastern 90 84

83  Princeton 57 

254  Albany (NY) 74 56

Non-Div I Games:

Marist

 Loss,  Non-Conf, S Site,  Home  Away N Neutral

Average RPI Win:	116	WON-LOST	WINNING	LAST 10	STRENGTH OF	OPP. STRENGTH	TEAM	ADJ.	CONF.	ADJ CONF.
Average RPI Loss:	12	RECORD	PCT. RANK	GAMES	SCHEDULE	OF SCHEDULE	RPI	RPI	RPI	RPI
DIV. I ONLY	17- 3	15	9-1	24	19	12	12	5	5	
DIV. I NON-CONF.	9- 3	61	1- 0	21	32	16	16	4	4	

TOTALS	RPI 1-25	RPI 26-50	W-L RECORDS	RPI 51-100	RPI 101-150	RPI 150+				
17- 3	0- 2	3- 1	OVERALL	8- 0	1- 0	5- 0				
12- 1	0- 1	2- 0	HOME	6- 0	1- 0	3- 0				
5- 2	0- 1	1- 1	AWAY	2- 0	0- 0	2- 0				
0- 0	0- 0	0- 0	NEUTRAL	0- 0	0- 0	0- 0				
9- 3	0- 2	1- 1	NON-CONFERENCE	4- 0	0- 0	4- 0				
7- 1	0- 1	1- 0	HOME	3- 0	0- 0	3- 0				
2- 2	0- 1	0- 1	AWAY	1- 0	0- 0	1- 0				
0- 0	0- 0	0- 0	NEUTRAL	0- 0	0- 0	0- 0				
8- 0	0- 0	2- 0	CONFERENCE	4- 0	1- 0	1- 0				
5- 0	0- 0	1- 0	HOME	3- 0	1- 0	0- 0				
3- 0	0- 0	1- 0	AWAY	1- 0	0- 0	1- 0				
0- 0	0- 0	0- 0	NEUTRAL	0- 0	0- 0	0- 0				

RPI 1-25				RPI 26-50				RPI 51-100				RPI 101+			
RPI	S	Opponent	Score	RPI	S	Opponent	Score	RPI	S	Opponent	Score	RPI	S	Opponent	Score
1	H	Notre Dame	63 87	28	A	Miami (FL)	55 63	61	H	Michigan	85 74	107	H	St. John's (NY)	83 73
7	A	Mississippi St.	82 87	34	H	South Dakota St.	91 52	68	A	Northwestern	76 57	151	H	Montana St.	100 52
				36	H	DePaul	96 63	78	H	Providence	85 46	182	A	Xavier	90 44
				45	A	Villanova	91 55	80	H	Green Bay	80 54	192	A	Milwaukee	83 74
								81	H	Creighton	85 67	248	H	Binghamton	93 40
								90	H	UNI	102 61	333	H	UIC	96 32
								91	H	Seton Hall	96 60				
								95	A	Georgetown	72 62				
LAST 12 Division I GAMES:															
107	H	St. John's (NY)	83 73	90	H	UNI	102 61	28	A	Miami (FL)	55 63				
91	H	Seton Hall	96 60	182	A	Xavier	90 44	78	H	Providence	85 46				
95	A	Georgetown	72 62	45	A	Villanova	91 55	1	H	Notre Dame	63 87				
36	H	DePaul	96 63	81	H	Creighton	85 67	248	H	Binghamton	93 40				

Non-Div I Games:

Marquette

Average RPI Win:	253	WON-LOST	WINNING	LAST 10	STRENGTH OF	OPP. STRENGTH	TEAM	ADJ.	CONF.	ADJ CONF.
Average RPI Loss:	144	RECORD	PCT. RANK	GAMES	SCHEDULE	OF SCHEDULE	RPI	RPI	RPI	RPI
DIV. I ONLY	10- 9	159	6-4	321	130	249	249	16	16	
DIV. I NON-CONF.	5- 7	206	0- 0	341	174	323	323	18	18	

TOTALS	RPI 1-25	RPI 26-50	W-L RECORDS	RPI 51-100	RPI 101-150	RPI 150+				
10- 9	0- 0	0- 1	OVERALL	1- 0	1- 3	8- 5				
8- 3	0- 0	0- 0	HOME	1- 0	1- 1	6- 2				
2- 6	0- 0	0- 1	AWAY	0- 0	0- 2	2- 3				
0- 0	0- 0	0- 0	NEUTRAL	0- 0	0- 0	0- 0				
5- 7	0- 0	0- 1	NON-CONFERENCE	0- 0	0- 2	5- 4				
5- 2	0- 0	0- 0	HOME	0- 0	0- 1	5- 1				
0- 5	0- 0	0- 1	AWAY	0- 0	0- 1	0- 3				
0- 0	0- 0	0- 0	NEUTRAL	0- 0	0- 0	0- 0				
5- 2	0- 0	0- 0	CONFERENCE	1- 0	1- 1	3- 1				
3- 1	0- 0	0- 0	HOME	1- 0	1- 0	1- 1				
2- 1	0- 0	0- 0	AWAY	0- 0	0- 1	2- 0				
0- 0	0- 0	0- 0	NEUTRAL	0- 0	0- 0	0- 0				

RPI	S	Opponent	Score	RPI	S	Opponent	Score	RPI	S	Opponent	Score	RPI	S	Opponent	Score
40	A	Clemson	54 68	67	H	Old Dominion	57 48	103	H	Towson	69 76	122	A	Western Ky.	55 85
								130	A	Appalachian St.	52 74	147	H	Louisiana Tech	90 88
								157	H	Indiana St.	53 62	164	H	Charlotte	63 62
								168	A	Southern Ill.	49 58	174	A	Wisconsin	49 67
								178	H	Southern Miss.	52 64	228	A	Bowling Green	76 99
								265	H	Cleveland St.	86 64	282	A	Fla. Atlantic	72 67
								292	H	Tennessee St.	80 59	304	H	Coppin St.	88 67
								322	A	FIU	86 58	340	H	Evansville	72 65
								346	H	Delaware St.	75 63				
LAST 12 Division I GAMES:															
282	A	Fla. Atlantic	72 67	178	H	Southern Miss.	52 64	147	H	Louisiana Tech	90 88	322	A	FIU	86 58
122	A	Western Ky.	55 85	40	A	Clemson	54 68	292	H	Tennessee St.	80 59	265	H	Cleveland St.	86 64
164	H	Charlotte	63 62												
67	H	Old Dominion	57 48												
346	H	Delaware St.	75 63												
103	H	Towson	69 76												

Non-Div I Games: Bluefield St. 82 29

Marshall

Average RPI Win:	147	WON-LOST	WINNING	LAST 10	STRENGTH OF	OPP. STRENGTH	TEAM	ADJ.	CONF.	ADJ CONF.
Average RPI Loss:	22	RECORD	PCT. RANK	GAMES	SCHEDULE	OF SCHEDULE	RPI	RPI	RPI	RPI
DIV. I ONLY	17- 2	12	8-2	127	14	23	23	4	4	
DIV. I NON-CONF.	11- 0	1	0- 0	244	61	28	28	5	5	

TOTALS	RPI 1-25	RPI 26-50	W-L RECORDS	RPI 51-100	RPI 101-150	RPI 150+				
17- 2	1- 1	2- 1	OVERALL	4- 0	4- 0	6- 0				
9- 1	0- 1	2- 0	HOME	2- 0	2- 0	3- 0				
6- 1	1- 0	0- 1	AWAY	2- 0	1- 0	2- 0				
2- 0	0- 0	0- 0	NEUTRAL	0- 0	1- 0	1- 0				
11- 0	1- 0	2- 0	NON-CONFERENCE	0- 0	2- 0	6- 0				
6- 0	0- 0	2- 0	HOME	0- 0	1- 0	3- 0				
3- 0	1- 0	0- 0	AWAY	0- 0	0- 0	2- 0				
2- 0	0- 0	0- 0	NEUTRAL	0- 0	1- 0	1- 0				
6- 2	0- 1	0- 1	CONFERENCE	4- 0	2- 0	0- 0				
3- 1	0- 1	0- 0	HOME	2- 0	1- 0	0- 0				
3- 1	0- 0	0- 1	AWAY	2- 0	1- 0	0- 0				
0- 0	0- 0	0- 0	NEUTRAL	0- 0	0- 0	0- 0				

RPI	S	Opponent	Score	RPI	S	Opponent	Score	RPI	S	Opponent	Score	RPI	S	Opponent	Score
16	H	Rutgers	65 73	27	A	Michigan St.	60 77	61	H	Michigan	83 69	108	H	Dayton	82 71
18	A	South Carolina	85 61	35	H	Georgia Tech	67 54	89	A	Nebraska	81 63	109	N	Georgia	58 51
				47	H	James Madison	87 63	96	A	Penn St.	77 61	114	A	Ohio St.	70 57
								96	H	Penn St.	79 67	114	H	Ohio St.	75 69
												181	A	Delaware	77 53
												187	A	George Washington	69 30
												300	H	Loyola Maryland	83 48
												304	H	Coppin St.	93 36
												319	H	UMBC	92 61
												321	N	Morgan St.	68 44

LAST 12 Division I GAMES:															
61	H	Michigan	83 69	114	A	Ohio St.	70 57								
89	A	Nebraska	81 63	96	H	Penn St.	79 67								
114	H	Ohio St.	75 69	27	A	Michigan St.	60 77								
16	H	Rutgers	65 73	300	H	Loyola Maryland	83 48								
96	A	Penn St.	77 61	47	H	James Madison	87 63								
181	A	Delaware	77 53	319	H	UMBC	92 61								

Non-Div I Games:

Maryland

Average RPI Win:	228	WON-LOST	WINNING	LAST 10	STRENGTH OF	OPP. STRENGTH	TEAM	ADJ.	CONF.	ADJ CONF.
Average RPI Loss:	166	RECORD	PCT. RANK	GAMES	SCHEDULE	OF SCHEDULE	RPI	RPI	RPI	RPI
DIV. I ONLY	11- 9	140	5-5	252	248	196	196	17	17	
DIV. I NON-CONF.	8- 6	138	0- 0	231	312	196	196	16	16	

TOTALS	RPI 1-25	RPI 26-50	W-L RECORDS	RPI 51-100	RPI 101-150	RPI 150+				
11- 9	0- 0	0- 0	OVERALL	0- 2	2- 2	9- 5				
6- 4	0- 0	0- 0	HOME	0- 0	0- 0	6- 4				
4- 4	0- 0	0- 0	AWAY	0- 1	2- 2	2- 1				
1- 1	0- 0	0- 0	NEUTRAL	0- 1	0- 0	1- 0				
8- 6	0- 0	0- 0	NON-CONFERENCE	0- 2	1- 1	7- 3				
5- 2	0- 0	0- 0	HOME	0- 0	0- 0	5- 2				
2- 3	0- 0	0- 0	AWAY	0- 1	1- 1	1- 1				
1- 1	0- 0	0- 0	NEUTRAL	0- 1	0- 0	1- 0				
3- 3	0- 0	0- 0	CONFERENCE	0- 0	1- 1	2- 2				
1- 2	0- 0	0- 0	HOME	0- 0	0- 0	1- 2				
2- 1	0- 0	0- 0	AWAY	0- 0	1- 1	1- 0				
0- 0	0- 0	0- 0	NEUTRAL	0- 0	0- 0	0- 0				

RPI 1-25				RPI 26-50				RPI 51-100				RPI 101+				Team's RPI: 196	
RPI	S	Opponent	Score	RPI	S	Opponent	Score	RPI	S	Opponent	Score	RPI	S	Opponent	Score		
								53	A	Northeastern	52	53	103	A	Towson	53	78
								54	N	Bucknell I	58	77	108	A	Dayton	47	75
													128	A	Marist	70	55
													144	A	Davidson	70	58
													163	H	Boston U.	66	55
													193	H	George Mason	52	70
													198	H	Saint Louis	70	66
													206	A	Brown	90	61
													213	H	North Dakota	52	59
													214	H	St. Bonaventure	63	64
													224	H	Sacred Heart	78	61
													252	H	UTRGV	74	70
													258	A	Siena	59	64
													289	A	La Salle	74	60
													297	H	Central Conn. St.	74	59
													299	H	UMass Lowell I	59	62
													302	N	Fairfield	59	49
													303	H	Incarnate Word	71	59

LAST 12 Division I GAMES:																	
				289	A	La Salle	74	60	214	H	St. Bonaventure	63	64				
				108	A	Dayton	47	75	144	A	Davidson	70	58				
				198	H	Saint Louis	70	66	193	H	George Mason	52	70				
				128	A	Marist	70	55	163	H	Boston U.	66	55				
				299	H	UMass Lowell I	59	62	303	H	Incarnate Word	71	59				
				258	A	Siena	59	64	53	A	Northeastern	52	53				

Non-Div I Games:

Massachusetts

Average RPI Win:	268	WON-LOST	WINNING	LAST 10	STRENGTH OF	OPP. STRENGTH	TEAM	ADJ.	CONF.	ADJ CONF.
Average RPI Loss:	189	RECORD	PCT. RANK	GAMES	SCHEDULE	OF SCHEDULE	RPI	RPI	RPI	RPI
DIV. I ONLY	3- 12	310	5-5	269	271	320	320	26	26	
DIV. I NON-CONF.	0- 8	336	0- 0	81	199	306	306	23	23	
<hr/>										
TOTALS	RPI 1-25	RPI 26-50	W-L RECORDS	RPI 51-100	RPI 101-150	RPI 150+				
3- 12	0- 1	0- 0	OVERALL	0- 2	0- 2	3- 7				
2- 3	0- 0	0- 0	HOME	0- 0	0- 1	2- 2				
1- 9	0- 1	0- 0	AWAY	0- 2	0- 1	1- 5				
0- 0	0- 0	0- 0	NEUTRAL	0- 0	0- 0	0- 0				
0- 8	0- 1	0- 0	NON-CONFERENCE	0- 2	0- 2	0- 3				
0- 2	0- 0	0- 0	HOME	0- 0	0- 1	0- 1				
0- 6	0- 1	0- 0	AWAY	0- 2	0- 1	0- 2				
0- 0	0- 0	0- 0	NEUTRAL	0- 0	0- 0	0- 0				
3- 4	0- 0	0- 0	CONFERENCE	0- 0	0- 0	3- 4				
2- 1	0- 0	0- 0	HOME	0- 0	0- 0	2- 1				
1- 3	0- 0	0- 0	AWAY	0- 0	0- 0	1- 3				
0- 0	0- 0	0- 0	NEUTRAL	0- 0	0- 0	0- 0				

RPI 1-25				RPI 26-50				RPI 51-100				RPI 101+ Team's RPI: 320			
RPI	S	Opponent	Score	RPI	S	Opponent	Score	RPI	S	Opponent	Score	RPI	S	Opponent	Score
19	A	Texas	40 96					55	A	LSU	36 86	147	H	Louisiana Tech	48 89
								59	A	Rice	65 93	148	A	UAB	48 91
												176	A	Abilene Christian	52 109
												180	A	Grambling	51 75
												201	A	Nicholls St.	69 68
												243	H	Louisiana	59 70
												264	H	Southeastern La.	62 56
												295	A	La.-Monroe	60 69
												303	H	Incarnate Word	66 68
												313	A	Northwestern St.	63 82
												327	A	New Orleans	76 88
												338	H	Houston Baptist	81 71
<hr/>															
LAST 12 Division I GAMES:															
327	A	New Orleans	76 88	338	H	Houston Baptist	81 71								
176	A	Abilene Christian	52 109	264	H	Southeastern La.	62 56								
313	A	Northwestern St.	63 82	201	A	Nicholls St.	69 68								
303	H	Incarnate Word	66 68	148	A	UAB	48 91								
147	H	Louisiana Tech	48 89	59	A	Rice	65 93								
55	A	LSU	36 86	295	A	La.-Monroe	60 69								

Non-Div I Games: LSU-Alexandria 60 68 Southern-N. O. 106 54 Louisiana Col. 86 68

McNeese

Average RPI Win: 239

Average RPI Loss: 147

WON-LOST
RECORDWINNING
PCT. RANKLAST 10
GAMESSTRENGTH OF
SCHEDULEOPP. STRENGTH
OF SCHEDULETEAM
RPIADJ.
RPICONF.
RPIADJ CONF.
RPIDIV. I ONLY
DIV. I NON-CONF.8- 11
5- 8218
2245-5
0- 0200
284211
261223
298223
2989
99
9

TOTALS

RPI 1-25

RPI 26-50

W-L RECORDS

RPI 51-100

RPI 101-150

RPI 150+

8- 11

0- 1

0- 0

OVERALL

0- 3

0- 3

8- 4

5- 5

0- 1

0- 0

HOME

0- 2

0- 1

5- 1

2- 6

0- 0

0- 0

AWAY

0- 1

0- 2

2- 3

1- 0

0- 0

0- 0

NEUTRAL

0- 0

0- 0

1- 0

5- 8

0- 0

0- 0

NON-CONFERENCE

0- 2

0- 2

5- 4

4- 4

0- 0

0- 0

HOME

0- 2

0- 1

4- 1

0- 4

0- 0

0- 0

AWAY

0- 0

0- 1

0- 3

1- 0

0- 0

0- 0

NEUTRAL

0- 0

0- 0

1- 0

3- 3

0- 1

0- 0

CONFERENCE

0- 1

0- 1

3- 0

1- 1

0- 1

0- 0

HOME

0- 0

0- 0

1- 0

2- 2

0- 0

0- 0

AWAY

0- 1

0- 1

2- 0

0- 0

0- 0

0- 0

NEUTRAL

0- 0

0- 0

0- 0

RPI 1-25

RPI 26-50

RPI 51-100

RPI 101+

Team's RPI: 223

RPI	S	Opponent	Score
17	H	UCF	55 68

RPI	S	Opponent	Score
-----	---	----------	-------

RPI	S	Opponent	Score
76	H	Little Rock	60 63
84	H	Tol edo	48 58
98	A	Ci nci nnati	56 80

RPI	S	Opponent	Score
138	A	Tul sa	39 46
147	H	Loui si ana Tech	50 66
148	A	UAB	54 85
152	A	South Fla.	47 40
170	N	Mercer	59 53
185	A	Arkansas St.	66 77
187	A	George Washi ngton	38 51
204	H	Southeast Mo. St.	69 57
205	A	Coastal Caro.	71 90
230	H	East Carolina	58 46
236	H	Samford	53 48
259	A	Wi chi ta St.	71 50
312	H	Jackson St.	68 67
327	H	New Orleans	59 66
349	H	N. C. Central	77 56

LAST 12 Division I GAMES:

259	A	Wi chi ta St.	71	50	98	A	Ci nci nnati	56	80
138	A	Tul sa	39	46	152	A	South Fla.	47	40
17	H	UCF	55	68	230	H	East Carolina	58	46
187	A	George Washi ngton	38	51	204	H	Southeast Mo. St.	69	57
349	H	N. C. Central	77	56	236	H	Samford	53	48
76	H	Little Rock	60	63	327	H	New Orleans	59	66

Non-Div I Games:

Memphis

Loss,
 Non-Conf, S Site,
 H Home
A Away
 N Neutral

Average RPI Win: 233
Average RPI Loss: 135

WON-LOST
RECORD

WINNING
PCT. RANK

LAST 10
GAMES

STRENGTH OF
SCHEDULE

OPP. STRENGTH
OF SCHEDULE

TEAM
RPI

ADJ.
RPI

CONF.
RPI

ADJ CONF.
RPI

DIV. I ONLY	13- 7	94	8-2	291	123	170	170	24	24
DIV. I NON-CONF.	8- 7	160	0- 0	205	142	181	181	25	25

TOTALS	RPI 1-25	RPI 26-50	W-L RECORDS	RPI 51-100	RPI 101-150	RPI 150+			
13- 7	0- 2	0- 0	OVERALL	0- 0	1- 2	12- 3			
7- 3	0- 2	0- 0	HOME	0- 0	1- 0	6- 1			
5- 3	0- 0	0- 0	AWAY	0- 0	0- 2	5- 1			
1- 1	0- 0	0- 0	NEUTRAL	0- 0	0- 0	1- 1			
8- 7	0- 2	0- 0	NON-CONFERENCE	0- 0	0- 2	8- 3			
4- 3	0- 2	0- 0	HOME	0- 0	0- 0	4- 1			
3- 3	0- 0	0- 0	AWAY	0- 0	0- 2	3- 1			
1- 1	0- 0	0- 0	NEUTRAL	0- 0	0- 0	1- 1			
5- 0	0- 0	0- 0	CONFERENCE	0- 0	1- 0	4- 0			
3- 0	0- 0	0- 0	HOME	0- 0	1- 0	2- 0			
2- 0	0- 0	0- 0	AWAY	0- 0	0- 0	2- 0			
0- 0	0- 0	0- 0	NEUTRAL	0- 0	0- 0	0- 0			

RPI 1-25				RPI 26-50				RPI 51-100				RPI 101+ Team's RPI: 170			
RPI	S	Opponent	Score	RPI	S	Opponent	Score	RPI	S	Opponent	Score	RPI	S	Opponent	Score
17	H	UCF	42 76									109	A	Georgia	60 67
24	H	Florida St.	56 57									115	A	Wake Forest	54 69
												120	H	Chattanooga	65 58
												164	H	Charlotte	57 40
												187	A	George Washington	61 53
												199	H	UNC Asheville	61 47
												209	H	Florida	92 82
												212	A	Jacksonville	66 71
												223	N	Memphis	53 59
												226	A	Howard	85 70
												228	N	Bowling Green	76 63
												236	H	Samford	76 68
												242	H	Col umbi a	68 72
												256	H	ETSU	64 41
												269	A	Ga. Southern	79 72
												284	H	Kennesaw St.	64 48
												318	A	UNC Greensboro	71 58
												330	A	Western Caro.	69 67
LAST 12 Division I GAMES:															
330	A	Western Caro.	69 67	256	H	ETSU	64 41								
236	H	Samford	76 68	120	H	Chattanooga	65 58								
242	H	Col umbi a	68 72	318	A	UNC Greensboro	71 58								
212	A	Jacksonville	66 71	226	A	Howard	85 70								
199	H	UNC Asheville	61 47	164	H	Charlotte	57 40								
187	A	George Washington	61 53	24	H	Florida St.	56 57								

Non-Div I Games:

Mercer

Loss, Non-Conf, S Site, H Home A Away N Neutral

Average RPI	Win:	141	WON-LOST	WINNING	LAST 10	STRENGTH OF	OPP. STRENGTH	TEAM	ADJ.	CONF.	ADJ CONF.
Average RPI	Loss:	25	RECORD	PCT. RANK	GAMES	SCHEDULE	OF SCHEDULE	RPI	RPI	RPI	RPI
DIV. I ONLY		17- 4		30	8-2	83	8	28	28	1	1
DIV. I NON-CONF.		12- 3		52	2- 1	137	27	49	49	1	1

TOTALS	RPI 1-25		RPI 26-50		W-L RECORDS	RPI 51-100		RPI 101-150		RPI 150+	
17- 4	2- 2		1- 2		OVERALL	5- 0		3- 0		6- 0	
11- 2	1- 1		1- 1		HOME	4- 0		1- 0		4- 0	
4- 2	1- 1		0- 1		AWAY	1- 0		1- 0		1- 0	
2- 0	0- 0		0- 0		NEUTRAL	0- 0		1- 0		1- 0	
12- 3	1- 2		0- 1		NON-CONFERENCE	3- 0		2- 0		6- 0	
9- 1	1- 1		0- 0		HOME	3- 0		1- 0		4- 0	
1- 2	0- 1		0- 1		AWAY	0- 0		0- 0		1- 0	
2- 0	0- 0		0- 0		NEUTRAL	0- 0		1- 0		1- 0	
5- 1	1- 0		1- 1		CONFERENCE	2- 0		1- 0		0- 0	
2- 1	0- 0		1- 1		HOME	1- 0		0- 0		0- 0	
3- 0	1- 0		0- 0		AWAY	1- 0		1- 0		0- 0	
0- 0	0- 0		0- 0		NEUTRAL	0- 0		0- 0		0- 0	

RPI 1-25				RPI 26-50				Team's RPI: 28				RPI 51-100				RPI 101+			
RPI	S	Opponent	Score	RPI	S	Opponent	Score	RPI	S	Opponent	Score	RPI	S	Opponent	Score	RPI	S	Opponent	Score
9	A	Syracuse	84 71	26	A	Purdue	63 74	52	A	Duke	58 50	115	A	Wake Forest	72 57				
11	A	Iowa St.	52 75	40	H	Clemson	67 76	66	H	SFA	81 60	118	N	Alabama	101 74				
12	H	Marquette	63 55	43	H	North Carolina	76 68	75	H	Virginia Tech	68 61	131	H	Colorado	73 58				
22	H	Central Mich.	80 90					89	H	Nebraska	82 68	169	N	Vanderbilt	90 65				
								100	H	Hartford	75 62	197	H	UMES	71 53				
												217	H	Temple	73 61				
												322	A	FIU	94 43				
												327	H	New Orleans	78 38				
												347	H	Florida A&M	103 54				
LAST 12 Division I GAMES:																			
9	A	Syracuse	84 71	100	H	Hartford	75 62												
43	H	North Carolina	76 68	12	H	Marquette	63 55												
52	A	Duke	58 50	11	A	Iowa St.	52 75												
40	H	Clemson	67 76	22	H	Central Mich.	80 90												
115	A	Wake Forest	72 57	347	H	Florida A&M	103 54												
75	H	Virginia Tech	68 61	118	N	Alabama	101 74												

Non-Div I Games:

Miami (FL)

Average RPI Win:	200	WON-LOST	WINNING	LAST 10	STRENGTH OF	OPP. STRENGTH	TEAM	ADJ.	CONF.	ADJ CONF.
Average RPI Loss:	123	RECORD	PCT. RANK	GAMES	SCHEDULE	OF SCHEDULE	RPI	RPI	RPI	RPI
DIV. I ONLY	12- 4	47	7-3	217	148	85	85	8	8	
DIV. I NON-CONF.	8- 2	52	0- 0	327	296	128	128	8	8	

TOTALS	RPI 1-25	RPI 26-50	W-L RECORDS	RPI 51-100	RPI 101-150	RPI 150+				
12- 4	1- 1	0- 1	OVERALL	3- 0	1- 1	7- 1				
6- 1	0- 0	0- 1	HOME	3- 0	1- 0	2- 0				
6- 3	1- 1	0- 0	AWAY	0- 0	0- 1	5- 1				
0- 0	0- 0	0- 0	NEUTRAL	0- 0	0- 0	0- 0				
8- 2	0- 1	0- 0	NON-CONFERENCE	1- 0	1- 0	6- 1				
3- 0	0- 0	0- 0	HOME	1- 0	1- 0	1- 0				
5- 2	0- 1	0- 0	AWAY	0- 0	0- 0	5- 1				
0- 0	0- 0	0- 0	NEUTRAL	0- 0	0- 0	0- 0				
4- 2	1- 0	0- 1	CONFERENCE	2- 0	0- 1	1- 0				
3- 1	0- 0	0- 1	HOME	2- 0	0- 0	1- 0				
1- 1	1- 0	0- 0	AWAY	0- 0	0- 1	0- 0				
0- 0	0- 0	0- 0	NEUTRAL	0- 0	0- 0	0- 0				

RPI 1-25				RPI 26-50				RPI 51-100				RPI 101+			
RPI	S	Opponent	Score	RPI	S	Opponent	Score	RPI	S	Opponent	Score	RPI	S	Opponent	Score
3	A	Louisville	73 95	30	H	Buffalo	59 66	84	H	Toledo	65 64	110	A	Northern Ill.	71 82
22	A	Central Mich.	70 67					92	H	Kent St.	79 63	146	H	High Point	68 55
								98	H	Cincinnati	78 65	189	H	Ball St.	60 57
												202	A	Jacksonville St.	58 41
												280	A	Canisius	62 59
												308	A	Valparaiso	68 47
												314	H	Eastern Ky.	60 44
												333	A	UIC	65 56
												335	A	Detroit Mercy	78 59
												347	A	Florida A&M	56 57

LAST 12 Division I GAMES:															
30	H	Buffalo	59 66	92	H	Kent St.	79 63								
84	H	Toledo	65 64	189	H	Ball St.	60 57								
110	A	Northern Ill.	71 82	22	A	Central Mich.	70 67								
202	A	Jacksonville St.	58 41	98	H	Cincinnati	78 65								
347	A	Florida A&M	56 57	333	A	UIC	65 56								
308	A	Valparaiso	68 47	3	A	Louisville	73 95								

Non-Div I Games: Ohio Dominican 74 29

Miami (OH)

Average RPI	Win: 206	WON-LOST RECORD	WINNING PCT. RANK	LAST 10 GAMES	STRENGTH OF SCHEDULE	OPP. STRENGTH OF SCHEDULE	TEAM RPI	ADJ. RPI	CONF. RPI	ADJ CONF. RPI
Average RPI	Loss: 27									
DIV. I ONLY	12- 8	116	5-5	69	63	61	61	4	4	
DIV. I NON-CONF.	9- 3	61	1- 1	200	151	74	74	5	5	

TOTALS	RPI 1-25	RPI 26-50	W-L RECORDS	RPI 51-100	RPI 101-150	RPI 150+				
12- 8	0- 5	1- 2	OVERALL	1- 1	3- 0	7- 0				
8- 0	0- 0	0- 0	HOME	1- 0	2- 0	5- 0				
2- 7	0- 4	0- 2	AWAY	0- 1	0- 0	2- 0				
2- 1	0- 1	1- 0	NEUTRAL	0- 0	1- 0	0- 0				
9- 3	0- 3	1- 0	NON-CONFERENCE	0- 0	1- 0	7- 0				
5- 0	0- 0	0- 0	HOME	0- 0	0- 0	5- 0				
2- 2	0- 2	0- 0	AWAY	0- 0	0- 0	2- 0				
2- 1	0- 1	1- 0	NEUTRAL	0- 0	1- 0	0- 0				
3- 5	0- 2	0- 2	CONFERENCE	1- 1	2- 0	0- 0				
3- 0	0- 0	0- 0	HOME	1- 0	2- 0	0- 0				
0- 5	0- 2	0- 2	AWAY	0- 1	0- 0	0- 0				
0- 0	0- 0	0- 0	NEUTRAL	0- 0	0- 0	0- 0				

RPI 1-25				RPI 26-50				RPI 51-100				RPI 101+			
RPI	S	Opponent	Score	RPI	S	Opponent	Score	RPI	S	Opponent	Score	RPI	S	Opponent	Score
6	A	NC State	55 66	26	A	Purdue	70 71	68	H	Northwestern	79 78	114	H	Ohio St.	62 58
10	A	Iowa	61 75	29	A	Indiana	60 70	89	A	Nebraska	56 70	121	N	Washington	80 73
12	A	Marquette	74 85	39	N	Missouri	70 54					132	H	Minnesota	76 60
19	N	Texas	52 69									167	H	Southern U.	76 35
23	A	Maryland	69 83									253	H	Mt. St. Mary's	88 40
												279	A	Western Mich.	79 42
												290	A	Oakland	85 59
												321	H	Morgan St.	70 47
												335	H	Detroit Mercy	95 62
												351	H	LIU Brooklyn	83 38

Team's RPI: 61															
LAST 12 Division I GAMES:															
114	H	Ohio St.	62 58	121	N	Washington	80 73								
10	A	Iowa	61 75	19	N	Texas	52 69								
23	A	Maryland	69 83	29	A	Indiana	60 70								
68	H	Northwestern	79 78	89	A	Nebraska	56 70								
26	A	Purdue	70 71	167	H	Southern U.	76 35								
132	H	Minnesota	76 60	321	H	Morgan St.	70 47								

Non-Div I Games:

Mi chi gan

Average RPI Win:	156	WON-LOST	WINNING	LAST 10	STRENGTH OF	OPP. STRENGTH	TEAM	ADJ.	CONF.	ADJ CONF.
Average RPI Loss:	47	RECORD	PCT. RANK	GAMES	SCHEDULE	OF SCHEDULE	RPI	RPI	RPI	RPI
DIV. I ONLY	14- 5	54	6-4	52	25	27	27	4	4	
DIV. I NON-CONF.	10- 1	18	0- 0	180	35	33	33	5	5	

TOTALS	RPI 1-25	RPI 26-50	W-L RECORDS	RPI 51-100	RPI 101-150	RPI 150+				
14- 5	3- 2	0- 1	OVERALL	3- 1	1- 1	7- 0				
11- 0	3- 0	0- 0	HOME	2- 0	1- 0	5- 0				
2- 4	0- 1	0- 1	AWAY	1- 1	0- 1	1- 0				
1- 1	0- 1	0- 0	NEUTRAL	0- 0	0- 0	1- 0				
10- 1	1- 1	0- 0	NON-CONFERENCE	3- 0	0- 0	6- 0				
7- 0	1- 0	0- 0	HOME	2- 0	0- 0	4- 0				
2- 0	0- 0	0- 0	AWAY	1- 0	0- 0	1- 0				
1- 1	0- 1	0- 0	NEUTRAL	0- 0	0- 0	1- 0				
4- 4	2- 1	0- 1	CONFERENCE	0- 1	1- 1	1- 0				
4- 0	2- 0	0- 0	HOME	0- 0	1- 0	1- 0				
0- 4	0- 1	0- 1	AWAY	0- 1	0- 1	0- 0				
0- 0	0- 0	0- 0	NEUTRAL	0- 0	0- 0	0- 0				

RPI 1-25				RPI 26-50				Team's RPI: 27	RPI 51-100				RPI 101+			
RPI	S	Opponent	Score	RPI	S	Opponent	Score		RPI	S	Opponent	Score	RPI	S	Opponent	Score
5	H	Oregon	88 82	29	A	Indiana	64 68		68	A	Northwestern	62 70	114	A	Ohio St.	55 65
6	N	NC State	74 78						82	H	Virginia	91 66	132	H	Minnesota	86 68
10	H	Iowa	84 70						85	H	Wright St.	84 68	171	H	Illinois	77 60
16	A	Rutgers	62 76						100	A	Hartford	74 66	228	H	Bowling Green	99 69
23	H	Maryland	77 60										234	H	Texas Southern	91 45
													256	H	ETSU	75 53
													282	H	Fla. Atlantic	89 74
													284	N	Kennesaw St.	75 51
													290	A	Oakland	102 58

LAST 12 Division I GAMES:																
114	A	Ohio St.	55 65	171	H	Illinois	77 60									
132	H	Minnesota	86 68	16	A	Rutgers	62 76									
29	A	Indiana	64 68	23	H	Maryland	77 60									
68	A	Northwestern	62 70	100	A	Hartford	74 66									
10	H	Iowa	84 70													
282	H	Fla. Atlantic	89 74	290	A	Oakland	102 58									

Non-Div I Games:

Michigan St.

■ Loss,
 ■ Non-Conf, S Site,
 ■ Home
 ■ Away
 N Neutral

Average RPI Win:	212	WON-LOST	WINNING	LAST 10	STRENGTH OF	OPP. STRENGTH	TEAM	ADJ.	CONF.	ADJ CONF.
Average RPI Loss:	82	RECORD	PCT. RANK	GAMES	SCHEDULE	OF SCHEDULE	RPI	RPI	RPI	RPI
DIV. I ONLY	16- 5	46	8-2	176	145	70	70	16	16	
DIV. I NON-CONF.	9- 4	85	0- 1	84	203	51	51	18	18	

TOTALS	RPI 1-25	RPI 26-50	W-L RECORDS	RPI 51-100	RPI 101-150	RPI 150+				
16- 5	0- 1	0- 0	OVERALL	0- 2	3- 2	13- 0				
7- 2	0- 0	0- 0	HOME	0- 2	1- 0	6- 0				
7- 3	0- 1	0- 0	AWAY	0- 0	1- 2	6- 0				
2- 0	0- 0	0- 0	NEUTRAL	0- 0	1- 0	1- 0				
9- 4	0- 1	0- 0	NON-CONFERENCE	0- 1	2- 2	7- 0				
4- 1	0- 0	0- 0	HOME	0- 1	0- 0	4- 0				
3- 3	0- 1	0- 0	AWAY	0- 0	1- 2	2- 0				
2- 0	0- 0	0- 0	NEUTRAL	0- 0	1- 0	1- 0				
7- 1	0- 0	0- 0	CONFERENCE	0- 1	1- 0	6- 0				
3- 1	0- 0	0- 0	HOME	0- 1	1- 0	2- 0				
4- 0	0- 0	0- 0	AWAY	0- 0	0- 0	4- 0				
0- 0	0- 0	0- 0	NEUTRAL	0- 0	0- 0	0- 0				

RPI 1-25				RPI 26-50				RPI 51-100 Team's RPI: 70				RPI 101+			
RPI	S	Opponent	Score	RPI	S	Opponent	Score	RPI	S	Opponent	Score	RPI	S	Opponent	Score
20	A	Kentucky	55 72					59	H	Rice	47 60	101	A	Troy	67 64
								74	H	Belmont	38 45	120	N	Chattanooga	58 47
												124	A	Tennessee Tech	64 68
												133	A	Fordham	49 61
												147	H	Louisiana Tech	75 38
												162	H	Georgia St.	69 54
												169	H	Vanderbilt	65 58
												178	H	Southern Miss.	66 49
												183	H	North Texas	61 46
												199	H	UNC Asheville	67 46
												208	A	UNLV	66 62
												233	A	Furman	78 71
												247	N	Dartmouth	70 58
												263	A	UTSA	72 52
												268	A	UTEP	79 49
												282	A	Fla. Atlantic	74 55
												306	H	Mississippi Val.	101 51
												322	A	FIU	49 43

LAST 12 Division I GAMES:															
59	H	Rice	47 60	133	A	Fordham	49 61								
268	A	UTEP	79 49	208	A	UNLV	66 62								
263	A	UTSA	72 52	183	H	North Texas	61 46								
147	H	Louisiana Tech	75 38	322	A	FIU	49 43								
178	H	Southern Miss.	66 49	120	N	Chattanooga	58 47								
282	A	Fla. Atlantic	74 55	199	H	UNC Asheville	67 46								

Non-Div I Games:

Middle Tenn.

Average RPI	Win:	262	WON-LOST	WINNING	LAST 10	STRENGTH OF	OPP. STRENGTH	TEAM	ADJ.	CONF.	ADJ CONF.
Average RPI	Loss:	99	RECORD	PCT. RANK	GAMES	SCHEDULE	OF SCHEDULE	RPI	RPI	RPI	RPI
DIV. I ONLY		10- 10	169	5-5	218	175	192	192	21	21	
DIV. I NON-CONF.		5- 6	177	0- 0	119	149	164	164	19	19	

TOTALS	RPI 1-25		RPI 26-50		W-L RECORDS	RPI 51-100	RPI 101-150		RPI 150+		
10- 10	0- 2		0- 2		OVERALL	0- 2	1- 2		9- 2		
5- 5	0- 2		0- 0		HOME	0- 1	1- 1		4- 1		
4- 5	0- 0		0- 2		AWAY	0- 1	0- 1		4- 1		
1- 0	0- 0		0- 0		NEUTRAL	0- 0	0- 0		1- 0		
5- 6	0- 2		0- 2		NON-CONFERENCE	0- 0	0- 1		5- 1		
2- 3	0- 2		0- 0		HOME	0- 0	0- 0		2- 1		
2- 3	0- 0		0- 2		AWAY	0- 0	0- 1		2- 0		
1- 0	0- 0		0- 0		NEUTRAL	0- 0	0- 0		1- 0		
5- 4	0- 0		0- 0		CONFERENCE	0- 2	1- 1		4- 1		
3- 2	0- 0		0- 0		HOME	0- 1	1- 1		2- 0		
2- 2	0- 0		0- 0		AWAY	0- 1	0- 0		2- 1		
0- 0	0- 0		0- 0		NEUTRAL	0- 0	0- 0		0- 0		

RPI	S	Opponent	Score	RPI	S	Opponent	Score	RPI	S	Opponent	Score	RPI	S	Opponent	Score	Team's RPI: 192
12	H	Marquette	74 83	29	A	Indiana	66 68	80	H	Green Bay	62 76	116	H	Youngstown St.	71 68	
24	H	Florida St.	62 87	48	A	Saint Mary's (CA)	71 73	85	A	Wright St.	57 61	125	H	IUPUI	66 67	
												127	A	Fresno St.	48 65	
												174	H	Wisconsin	57 68	
												184	N	UC Riverside	56 54	
												213	A	North Dakota	64 46	
												242	H	Columbia	78 65	
												265	H	Cleveland St.	59 53	
												288	A	Northern Ky.	54 55	
												290	A	Oakland	79 52	
												309	A	North Dakota St.	57 55	
												331	H	Purdue Fort Wayne	70 48	
												333	H	UIC	72 53	
												335	A	Detroit Mercy	62 44	

LAST 12 Division I GAMES:																
290	A	Oakland	79 52	333	H	UIC	72 53	125	H	IUPUI	66 67					
265	H	Cleveland St.	59 53	335	A	Detroit Mercy	62 44									
116	H	Youngstown St.	71 68													
85	A	Wright St.	57 61	24	H	Florida St.	62 87									
288	A	Northern Ky.	54 55	309	A	North Dakota St.	57 55									
80	H	Green Bay	62 76	213	A	North Dakota	64 46									

Non-Div I Games:

Milwaukee

Average RPI	Win:	213	WON-LOST	WINNING	LAST 10	STRENGTH OF	OPP. STRENGTH	TEAM	ADJ.	CONF.	ADJ CONF.
Average RPI	Loss:	64	RECORD	PCT. RANK	GAMES	SCHEDULE	OF SCHEDULE	RPI	RPI	RPI	RPI
DIV. I ONLY		13- 6	74	4-6	196	73	132	132	4	4	
DIV. I NON-CONF.		11- 0	1	0- 0	316	168	65	65	5	5	

TOTALS	RPI 1-25		RPI 26-50		W-L RECORDS		RPI 51-100		RPI 101-150		RPI 150+
13- 6	1- 1		0- 2		OVERALL		1- 2		0- 0		11- 1
10- 3	1- 1		0- 1		HOME		0- 0		0- 0		9- 1
3- 3	0- 0		0- 1		AWAY		1- 2		0- 0		2- 0
0- 0	0- 0		0- 0		NEUTRAL		0- 0		0- 0		0- 0
11- 0	1- 0		0- 0		NON-CONFERENCE		1- 0		0- 0		9- 0
9- 0	1- 0		0- 0		HOME		0- 0		0- 0		8- 0
2- 0	0- 0		0- 0		AWAY		1- 0		0- 0		1- 0
0- 0	0- 0		0- 0		NEUTRAL		0- 0		0- 0		0- 0
2- 6	0- 1		0- 2		CONFERENCE		0- 2		0- 0		2- 1
1- 3	0- 1		0- 1		HOME		0- 0		0- 0		1- 1
1- 3	0- 0		0- 1		AWAY		0- 2		0- 0		1- 0
0- 0	0- 0		0- 0		NEUTRAL		0- 0		0- 0		0- 0

RPI 1-25				RPI 26-50				RPI 51-100				RPI 101+				Team's RPI: 132
RPI	S	Opponent	Score	RPI	S	Opponent	Score	RPI	S	Opponent	Score	RPI	S	Opponent	Score	
9	H	Syracuse	72 68	26	H	Purdue	53 64	61	A	Michigan	60 76	171	H	Illinois	62 66	
10	H	Iowa	63 81	27	A	Michigan St.	68 86	77	A	Boston College	77 69	173	H	Rhode Island	91 71	
								89	A	Nebraska	57 63	174	A	Wisconsin	78 50	
												174	H	Wisconsin	74 56	
												182	A	Xavier	78 53	
												216	H	Cornell	65 45	
												232	H	Air Force	67 50	
												255	H	San Diego	53 48	
												303	H	Incarnate Word	75 39	
												304	H	Coppin St.	84 52	
												324	H	New Hampshire	70 47	
												343	H	Ark.-Pine Bluff	84 42	

LAST 12 Division I GAMES:																
10	H	Iowa	63 81	26	H	Purdue	53 64	174	A	Wisconsin	78 50					
27	A	Michigan St.	68 86	89	A	Nebraska	57 63	304	H	Coppin St.	84 52					
171	H	Illinois	62 66					77	A	Boston College	77 69					
61	A	Michigan	60 76					303	H	Incarnate Word	75 39					
174	H	Wisconsin	74 56													
173	H	Rhode Island	91 71													

Non-Div I Games:

Minnesota

Average RPI	Win:	129	WON-LOST	WINNING	LAST 10	STRENGTH OF	OPP. STRENGTH	TEAM	ADJ.	CONF.	ADJ CONF.
Average RPI	Loss:	5	RECORD	PCT. RANK	GAMES	SCHEDULE	OF SCHEDULE	RPI	RPI	RPI	RPI
DIV. I ONLY		18- 1		3	9-1	34	43	7	7	6	6
DIV. I NON-CONF.		12- 1		11	0- 0	91	39	13	13	6	6

TOTALS	RPI 1-25		RPI 26-50		W-L RECORDS	RPI 51-100		RPI 101-150		RPI 150+	
18- 1	4- 1		1- 0		OVERALL	4- 0		2- 0		7- 0	
10- 0	3- 0		0- 0		HOME	1- 0		1- 0		5- 0	
8- 1	1- 1		1- 0		AWAY	3- 0		1- 0		2- 0	
0- 0	0- 0		0- 0		NEUTRAL	0- 0		0- 0		0- 0	
12- 1	2- 1		0- 0		NON-CONFERENCE	3- 0		1- 0		6- 0	
7- 0	1- 0		0- 0		HOME	1- 0		0- 0		5- 0	
5- 1	1- 1		0- 0		AWAY	2- 0		1- 0		1- 0	
0- 0	0- 0		0- 0		NEUTRAL	0- 0		0- 0		0- 0	
6- 0	2- 0		1- 0		CONFERENCE	1- 0		1- 0		1- 0	
3- 0	2- 0		0- 0		HOME	0- 0		1- 0		0- 0	
3- 0	0- 0		1- 0		AWAY	1- 0		0- 0		1- 0	
0- 0	0- 0		0- 0		NEUTRAL	0- 0		0- 0		0- 0	

RPI	S	Opponent	Score	RPI	S	Opponent	Score	RPI	S	Opponent	Score	RPI	S	Opponent	Score
5	A	Oregon	74 82	50	A	Arkansas	93 69	58	A	Auburn	85 59	109	H	Georgia	80 71
12	H	Marquette	87 82					69	H	Lamar University	104 53	121	A	Washington	103 56
18	H	South Carolina	89 74					76	A	Little Rock	98 63	178	A	Southern Miss.	86 42
19	A	Texas	67 49					82	A	Virginia	72 44	204	H	Southeast Mo. St.	88 53
20	H	Kentucky	86 71									209	A	Florida	90 42
												233	H	Furman	106 41
												243	H	Louisiana	104 36
												304	H	Coppin St.	110 38
												312	H	Jackson St.	105 38

LAST 12 Division I GAMES:															
109	H	Georgia	80 71	209	A	Florida	90 42	18	H	South Carolina	89 74	58	A	Auburn	85 59
20	H	Kentucky	86 71	18	H	South Carolina	89 74	178	A	Southern Miss.	86 42	12	H	Marquette	87 82
50	A	Arkansas	93 69	58	A	Auburn	85 59	19	A	Texas	67 49				
243	H	Louisiana	104 36												
121	A	Washington	103 56												
5	A	Oregon	74 82												

Non-Div I Games:

Mississippi St.

Average RPI Win:	297	WON-LOST	WINNING	LAST 10	STRENGTH OF	OPP. STRENGTH	TEAM	ADJ.	CONF.	ADJ CONF.
Average RPI Loss:	185	RECORD	PCT. RANK	GAMES	SCHEDULE	OF SCHEDULE	RPI	RPI	RPI	RPI
DIV. I ONLY	3- 14	318	2-8	241	330	306	306	29	29	
DIV. I NON-CONF.	1- 10	330	0- 0	79	326	268	268	26	26	

TOTALS	RPI 1-25	RPI 26-50	W-L RECORDS	RPI 51-100	RPI 101-150	RPI 150+				
3- 14	0- 0	0- 0	OVERALL	0- 2	0- 3	3- 9				
1- 3	0- 0	0- 0	HOME	0- 0	0- 1	1- 2				
2- 10	0- 0	0- 0	AWAY	0- 2	0- 1	2- 7				
0- 1	0- 0	0- 0	NEUTRAL	0- 0	0- 1	0- 0				
1- 10	0- 0	0- 0	NON-CONFERENCE	0- 2	0- 3	1- 5				
0- 1	0- 0	0- 0	HOME	0- 0	0- 1	0- 0				
1- 8	0- 0	0- 0	AWAY	0- 2	0- 1	1- 5				
0- 1	0- 0	0- 0	NEUTRAL	0- 0	0- 1	0- 0				
2- 4	0- 0	0- 0	CONFERENCE	0- 0	0- 0	2- 4				
1- 2	0- 0	0- 0	HOME	0- 0	0- 0	1- 2				
1- 2	0- 0	0- 0	AWAY	0- 0	0- 0	1- 2				
0- 0	0- 0	0- 0	NEUTRAL	0- 0	0- 0	0- 0				

RPI	S	Opponent	Score	RPI	S	Opponent	Score	RPI	S	Opponent	Score	RPI	S	Opponent	Score	Team's RPI: 306
65	A	TCU	47	96	70	A	Middle Tenn.	51	101	101	N	Troy	54	75		
										135	A	UT Martin	51	110		
										150	H	North Ala.	72	86		
										167	A	Southern U.	67	74		
										178	A	Southern Miss.	60	67		
										185	A	Arkansas St.	57	60		
										195	A	SMU	47	62		
										200	H	Prairie View	65	75		
										201	A	Nicholls St.	47	72		
										240	H	Alabama St.	64	62		
										293	H	Alabama A&M	60	80		
										295	A	La.-Monroe	65	72		
										307	A	Austin Peay	95	89		
										343	A	Ark.-Pine Bluff	62	56		
										350	A	Alcorn	63	73		
LAST 12 Division I GAMES:																
240	H	Alabama St.	64	62	200	H	Prairie View	65	75							
293	H	Alabama A&M	60	80	167	A	Southern U.	67	74							
343	A	Ark.-Pine Bluff	62	56	350	A	Alcorn	63	73							
135	A	UT Martin	51	110	295	A	La.-Monroe	65	72							
150	H	North Ala.	72	86	201	A	Nicholls St.	47	72							
185	A	Arkansas St.	57	60	101	N	Troy	54	75							

Non-Div I Games:

Missouri

Missouri				Through Games Of Jan. 26, 2019							
Average RPI	Win:	137	WON-LOST	WINNING	LAST 10	STRENGTH OF	OPP. STRENGTH	TEAM	ADJ.	CONF.	ADJ CONF.
Average RPI	Loss:	70	RECORD	PCT. RANK	GAMES	SCHEDULE	OF SCHEDULE	RPI	RPI	RPI	RPI
DIV. I ONLY			15- 6	65	7-3	55	56	39	39	6	6
DIV. I NON-CONF.			11- 3	56	1- 0	90	81	43	43	6	6

TOTALS		RPI 1-25	RPI 26-50		W-L RECORDS		RPI 51-100	RPI 101-150	RPI 150+		
15- 6	0- 2	1- 1		OVERALL		5- 2	1- 0	8- 1			
8- 2	0- 0	1- 1		HOME		1- 1	1- 0	5- 0			
5- 3	0- 2	0- 0		AWAY		2- 0	0- 0	3- 1			
2- 1	0- 0	0- 0		NEUTRAL		2- 1	0- 0	0- 0			
11- 3	0- 0	0- 1		NON-CONFERENCE		4- 2	0- 0	7- 0			
5- 2	0- 0	0- 1		HOME		1- 1	0- 0	4- 0			
4- 0	0- 0	0- 0		AWAY		1- 0	0- 0	3- 0			
2- 1	0- 0	0- 0		NEUTRAL		2- 1	0- 0	0- 0			
4- 3	0- 2	1- 0		CONFERENCE		1- 0	1- 0	1- 1			
3- 0	0- 0	1- 0		HOME		0- 0	1- 0	1- 0			
1- 3	0- 2	0- 0		AWAY		1- 0	0- 0	0- 1			
0- 0	0- 0	0- 0		NEUTRAL		0- 0	0- 0	0- 0			

RPI 1-25			RPI 26-50		Team's RPI: 39	RPI 51-100			RPI 101+		
RPI	S	Opponent	Score	RPI	S	Opponent	Score	RPI	S	Opponent	Score
18	A	South Carolina	65 79	32	H	South Dakota	61 74	52	N	Duke	62 54
20	A	Kentucky	41 52	50	H	Arkansas	71 53	56	A	Tennessee	66 64
								57	N	Quinnipiac	65 51
								61	N	Michigan	54 70
								79	A	West Virginia	68 51
								80	H	Green Bay	49 56
								93	H	Missouri St.	65 61

Missouri

Non-Div I Games:

Missouri

Average RPI Win:	185	WON-LOST	WINNING	LAST 10	STRENGTH OF	OPP. STRENGTH	TEAM	ADJ.	CONF.	ADJ CONF.
Average RPI Loss:	101	RECORD	PCT. RANK	GAMES	SCHEDULE	OF SCHEDULE	RPI	RPI	RPI	RPI
DIV. I ONLY	10- 7	121	9-1	74	141	93	93	12	12	
DIV. I NON-CONF.	4- 7	228	0- 0	60	50	156	156	14	14	

TOTALS	RPI 1-25	RPI 26-50	W-L RECORDS	RPI 51-100	RPI 101-150	RPI 150+				
10- 7	0- 1	0- 3	OVERALL	1- 0	1- 0	8- 3				
6- 2	0- 1	0- 1	HOME	1- 0	0- 0	5- 0				
2- 5	0- 0	0- 2	AWAY	0- 0	0- 0	2- 3				
2- 0	0- 0	0- 0	NEUTRAL	0- 0	1- 0	1- 0				
4- 7	0- 1	0- 3	NON-CONFERENCE	1- 0	1- 0	2- 3				
2- 2	0- 1	0- 1	HOME	1- 0	0- 0	1- 0				
0- 5	0- 0	0- 2	AWAY	0- 0	0- 0	0- 3				
2- 0	0- 0	0- 0	NEUTRAL	0- 0	1- 0	1- 0				
6- 0	0- 0	0- 0	CONFERENCE	0- 0	0- 0	6- 0				
4- 0	0- 0	0- 0	HOME	0- 0	0- 0	4- 0				
2- 0	0- 0	0- 0	AWAY	0- 0	0- 0	2- 0				
0- 0	0- 0	0- 0	NEUTRAL	0- 0	0- 0	0- 0				

RPI 1-25				RPI 26-50				RPI 51-100				Team's RPI: 93	RPI 101+			
RPI	S	Opponent	Score	RPI	S	Opponent	Score	RPI	S	Opponent	Score		RPI	S	Opponent	Score
14	H	Gonzaga	67 70	29	A	Indiana	74 98	76	H	Little Rock	48 44		147	N	Louisiana Tech	82 70
				32	H	South Dakota	74 85						153	A	Santa Clara	73 77
				39	A	Missouri	61 65						155	A	Bradley	68 56
													157	H	Indiana St.	71 58
													168	H	Southern Ill.	66 51
													183	A	North Texas	76 83
													189	H	Ball St.	74 54
													190	A	Illinois St.	59 47
													207	N	SIUE	68 65
													218	H	Loyola Chicago	84 49
													259	A	Wichita St.	60 63
													340	H	Evansville	88 66
LAST 12 Division I GAMES:																
168	H	Southern Ill.	66 51	218	H	Loyola Chicago	84 49	190	A	Illinois St.	59 47					
340	H	Evansville	88 66					155	A	Bradley	68 56					
157	H	Indiana St.	71 58					14	H	Gonzaga	67 70					
76	H	Little Rock	48 44					29	A	Indiana	74 98					
207	N	SIUE	68 65					32	H	South Dakota	74 85					
147	N	Louisiana Tech	82 70													

Non-Div I Games:

Missouri St.

Average RPI Win:	248	WON-LOST	WINNING	LAST 10	STRENGTH OF	OPP. STRENGTH	TEAM	ADJ.	CONF.	ADJ CONF.
Average RPI Loss:	169	RECORD	PCT. RANK	GAMES	SCHEDULE	OF SCHEDULE	RPI	RPI	RPI	RPI
DIV. I ONLY	7- 11	235	4-6	214	247	239	239	27	27	
DIV. I NON-CONF.	4- 7	228	0- 0	219	234	239	239	28	28	

TOTALS	RPI 1-25	RPI 26-50	W-L RECORDS	RPI 51-100	RPI 101-150	RPI 150+				
7- 11	0- 0	0- 0	OVERALL	0- 4	0- 2	7- 5				
4- 5	0- 0	0- 0	HOME	0- 2	0- 0	4- 3				
3- 6	0- 0	0- 0	AWAY	0- 2	0- 2	3- 2				
0- 0	0- 0	0- 0	NEUTRAL	0- 0	0- 0	0- 0				
4- 7	0- 0	0- 0	NON-CONFERENCE	0- 3	0- 1	4- 3				
2- 3	0- 0	0- 0	HOME	0- 2	0- 0	2- 1				
2- 4	0- 0	0- 0	AWAY	0- 1	0- 1	2- 2				
0- 0	0- 0	0- 0	NEUTRAL	0- 0	0- 0	0- 0				
3- 4	0- 0	0- 0	CONFERENCE	0- 1	0- 1	3- 2				
2- 2	0- 0	0- 0	HOME	0- 0	0- 0	2- 2				
1- 2	0- 0	0- 0	AWAY	0- 1	0- 1	1- 0				
0- 0	0- 0	0- 0	NEUTRAL	0- 0	0- 0	0- 0				

RPI 1-25				RPI 26-50				RPI 51-100				RPI 101+				Team's RPI: 239
RPI	S	Opponent	Score	RPI	S	Opponent	Score	RPI	S	Opponent	Score	RPI	S	Opponent	Score	
								54	H	Bucknell	32 70	128	A	Lehigh	48 63	
								57	A	Quinnipiac	38 67	128	A	Marist	45 69	
								75	A	Virginia Tech	49 82	187	A	George Washington	55 51	
								83	H	Princeton	47 79	222	H	Navy	68 67	
												224	A	Sacred Heart	55 50	
												225	H	Rider	43 55	
												230	A	East Carolina	67 73	
												238	H	Niagara	76 54	
												254	H	Albany (NY)	64 56	
												258	H	Siena	68 77	
												280	H	Canisius	67 61	
												300	H	Loyola Maryland	67 75	
												325	A	Lafayette	69 73	
												332	A	Iona	55 38	
LAST 12 Division I GAMES:																
128	A	Marist	45 69	238	H	Niagara	76 54									
57	A	Quinnipiac	38 67	280	H	Canisius	67 61									
225	H	Rider	43 55	258	H	Siena	68 77									
332	A	Iona	55 38	83	H	Princeton	47 79									
300	H	Loyola Maryland	67 75	325	A	Lafayette	69 73									
222	H	Navy	68 67	187	A	George Washington	55 51									

Non-Div I Games:

Monmouth

RPI 1-25				RPI 26-50				RPI 51-100				RPI 101+				Team's RPI: 141	
RPI	S	Opponent	Score	RPI	S	Opponent	Score	RPI	S	Opponent	Score	RPI	S	Opponent	Score		
14	A	Gonzaga	52 76	32	H	South Dakota	41 64	51	A	Arizona	51 100	105	H	Idaho	82 79		
								71	H	UC Davis	62 56	110	H	Northern Ill.	86 70		
								99	A	Idaho St.	34 50	113	H	Northern Colo.	62 73		
												121	A	Washington	54 69		
												143	A	Portland St.	60 78		
												188	H	Eastern Wash.	62 68		
												219	H	Southern Utah	79 57		
												227	A	Sacramento St.	88 86		
												235	N	Saint Francis (PA)	79 77		
												260	H	Northern Ariz.	78 62		
												310	A	Weber St.	72 60		
												336	A	Grand Canyon	69 47		
LAST 12 Division I GAMES:																	
				99	A	Idaho St.	34 50	235	N	Saint Francis (PA)	79 77						
				105	H	Idaho	82 79	71	H	UC Davis	62 56						
				113	H	Northern Colo.	62 73	310	A	Weber St.	72 60						
				188	H	Eastern Wash.	62 68	219	H	Southern Utah	79 57						
				143	A	Portland St.	60 78	260	H	Northern Ariz.	78 62						
				227	A	Sacramento St.	88 86	121	A	Washington	54 69						

Montana

Average RPI	Win: 230	WON-LOST	WINNING	LAST 10	STRENGTH OF	OPP. STRENGTH	TEAM	ADJ.	CONF.	ADJ CONF.
Average RPI	Loss: 86	RECORD	PCT. RANK	GAMES	SCHEDULE	OF SCHEDULE	RPI	RPI	RPI	RPI
DIV. I ONLY	9- 9	169	5-5	163	113	151	151	15	15	
DIV. I NON-CONF.	4- 5	190	1- 0	86	51	111	111	11	11	

TOTALS	RPI 1-25	RPI 26-50	W-L RECORDS	RPI 51-100	RPI 101-150	RPI 150+				
9- 9	0- 1	0- 1	OVERALL	0- 4	1- 2	8- 1				
4- 3	0- 0	0- 1	HOME	0- 0	0- 1	4- 1				
4- 6	0- 1	0- 0	AWAY	0- 4	1- 1	3- 0				
1- 0	0- 0	0- 0	NEUTRAL	0- 0	0- 0	1- 0				
4- 5	0- 1	0- 1	NON-CONFERENCE	0- 3	0- 0	4- 0				
2- 1	0- 0	0- 1	HOME	0- 0	0- 0	2- 0				
1- 4	0- 1	0- 0	AWAY	0- 3	0- 0	1- 0				
1- 0	0- 0	0- 0	NEUTRAL	0- 0	0- 0	1- 0				
5- 4	0- 0	0- 0	CONFERENCE	0- 1	1- 2	4- 1				
2- 2	0- 0	0- 0	HOME	0- 0	0- 1	2- 1				
3- 2	0- 0	0- 0	AWAY	0- 1	1- 1	2- 0				
0- 0	0- 0	0- 0	NEUTRAL	0- 0	0- 0	0- 0				

RPI	S	Opponent	Score	RPI	S	Opponent	Score	RPI	S	Opponent	Score	RPI	S	Opponent	Score	Team's RPI: 151
12	A	Marquette	52 100	34	H	South Dakota St.	67 88	63	A	Wyoming	58 66	105	H	Idaho	66 82	
								65	A	TCU	49 71	113	A	Northern Colo.	79 66	
								66	A	SFA	53 60	143	A	Portland St.	53 55	
								99	A	Idaho St.	43 61	179	A	Texas St.	67 59	
												181	N	Delaware	69 60	
												188	H	Eastern Wash.	87 89	
												219	H	Southern Utah	69 64	
												227	A	Sacramento St.	69 53	
												260	H	Northern Ariz.	80 70	
												274	H	Long Beach St.	85 62	
												310	A	Weber St.	66 59	
												311	H	Omaha	59 56	

LAST 12 Division I GAMES:																
188	H	Eastern Wash.	87 89	179	A	Texas St.	67 59									
113	A	Northern Colo.	79 66	99	A	Idaho St.	43 61									
105	H	Idaho	66 82	310	A	Weber St.	66 59									
227	A	Sacramento St.	69 53	219	H	Southern Utah	69 64									
143	A	Portland St.	53 55	34	H	South Dakota St.	67 88									
260	H	Northern Ariz.	80 70	311	H	Omaha	59 56									

Non-Div I Games: Carroll (MT) 64 48

Montana St.

Loss, Non-Conf, S Site, H Home A Away N Neutral

Average RPI Win:	247	WON-LOST	WINNING	LAST 10	STRENGTH OF	OPP. STRENGTH	TEAM	ADJ.	CONF.	ADJ CONF.
Average RPI Loss:	152	RECORD	PCT. RANK	GAMES	SCHEDULE	OF SCHEDULE	RPI	RPI	RPI	RPI
DIV. I ONLY	13- 6	74	7-3	227	313	134	134	22	22	
DIV. I NON-CONF.	7- 4	109	0- 0	272	307	167	167	20	20	
<hr/>										
TOTALS	RPI 1-25	RPI 26-50	W-L RECORDS	RPI 51-100	RPI 101-150	RPI 150+				
13- 6	0- 2	0- 0	OVERALL	0- 1	3- 0	10- 3				
8- 1	0- 0	0- 0	HOME	0- 0	2- 0	6- 1				
5- 5	0- 2	0- 0	AWAY	0- 1	1- 0	4- 2				
0- 0	0- 0	0- 0	NEUTRAL	0- 0	0- 0	0- 0				
7- 4	0- 2	0- 0	NON-CONFERENCE	0- 0	1- 0	6- 2				
4- 1	0- 0	0- 0	HOME	0- 0	0- 0	4- 1				
3- 3	0- 2	0- 0	AWAY	0- 0	1- 0	2- 1				
0- 0	0- 0	0- 0	NEUTRAL	0- 0	0- 0	0- 0				
6- 2	0- 0	0- 0	CONFERENCE	0- 1	2- 0	4- 1				
4- 0	0- 0	0- 0	HOME	0- 0	2- 0	2- 0				
2- 2	0- 0	0- 0	AWAY	0- 1	0- 0	2- 1				
0- 0	0- 0	0- 0	NEUTRAL	0- 0	0- 0	0- 0				

RPI 1-25				RPI 26-50				RPI 51-100				RPI 101+				Team's RPI: 134
RPI	S	Opponent	Score	RPI	S	Opponent	Score	RPI	S	Opponent	Score	RPI	S	Opponent	Score	
2	A	Baylor	58 96					74	A	Belmont	50 77	124	H	Tennessee Tech	77 56	
20	A	Kentucky	57 87									126	A	Radford	79 72	
												135	H	UT Martin	85 75	
												202	H	Jacksonville St.	66 55	
												204	H	Southeast Mo. St.	82 54	
												235	A	Saint Francis (PA)	83 89	
												241	A	Gardner-Webb	84 69	
												266	A	N. C. A&T	72 67	
												276	H	St. Francis Brooklyn	94 101	
												292	A	Tennessee St.	85 62	
												305	A	Murray St.	83 61	
												307	A	Austin Peay	80 81	
												308	H	Valparaiso	68 62	
												329	H	Lipscomb	79 44	
												340	H	Evansville	85 63	
												344	H	Chicago St.	104 68	
<hr/>																
LAST 12 Division I GAMES:																
204	H	Southeast Mo. St.	82 54	202	H	Jacksonville St.	66 55	124	H	Tennessee Tech	77 56					
292	A	Tennessee St.	85 62	126	H	Radford	79 72	135	H	UT Martin	85 75					
74	A	Belmont	50 77	235	A	Saint Francis (PA)	83 89	126	A	Radford	79 72					
307	A	Austin Peay	80 81	2	A	Baylor	58 96									
305	A	Murray St.	83 61													
329	H	Lipscomb	79 44													

Non-Div I Games: Alice Lloyd 121 56 Ky. Christian 119 28

Morehead St.

Average RPI Win:	320	WON-LOST	WINNING	LAST 10	STRENGTH OF	OPP. STRENGTH	TEAM	ADJ.	CONF.	ADJ CONF.
Average RPI Loss:	180	RECORD	PCT. RANK	GAMES	SCHEDULE	OF SCHEDULE	RPI	RPI	RPI	RPI
DIV. I ONLY	4- 15	309	4-6	242	333	321	321	32	32	
DIV. I NON-CONF.	1- 11	335	0- 1	173	226	325	325	32	32	

TOTALS	RPI 1-25	RPI 26-50	W-L RECORDS	RPI 51-100	RPI 101-150	RPI 150+				
4- 15	0- 1	0- 0	OVERALL	0- 4	0- 2	4- 8				
3- 4	0- 0	0- 0	HOME	0- 0	0- 0	3- 4				
1- 8	0- 0	0- 0	AWAY	0- 4	0- 1	1- 3				
0- 3	0- 1	0- 0	NEUTRAL	0- 0	0- 1	0- 1				
1- 11	0- 1	0- 0	NON-CONFERENCE	0- 4	0- 2	1- 4				
1- 2	0- 0	0- 0	HOME	0- 0	0- 0	1- 2				
0- 6	0- 0	0- 0	AWAY	0- 4	0- 1	0- 1				
0- 3	0- 1	0- 0	NEUTRAL	0- 0	0- 1	0- 1				
3- 4	0- 0	0- 0	CONFERENCE	0- 0	0- 0	3- 4				
2- 2	0- 0	0- 0	HOME	0- 0	0- 0	2- 2				
1- 2	0- 0	0- 0	AWAY	0- 0	0- 0	1- 2				
0- 0	0- 0	0- 0	NEUTRAL	0- 0	0- 0	0- 0				

RPI 1-25				RPI 26-50				RPI 51-100				RPI 101+				Team's RPI: 321
RPI	S	Opponent	Score	RPI	S	Opponent	Score	RPI	S	Opponent	Score	RPI	S	Opponent	Score	
23	N	Maryland	44 68					61	A	Michigan	47 70	109	N	Georgia	33 60	
								66	A	SFA	42 69	122	A	Western Ky.	43 90	
								79	A	West Virginia	37 72	197	H	UMES	68 73	
								100	A	Hartford	59 80	226	A	Howard	56 79	
												238	N	Niagara	57 67	
												266	A	N. C. A&T	29 62	
												270	H	Bethune-Cookman	69 73	
												294	H	South Carolina St.	62 51	
												297	H	Central Conn. St.	36 60	
												299	H	UMass Lowell	61 49	
												319	H	UMBC	68 73	
												322	A	FIU	50 59	
												339	H	Savannah St.	63 47	
												349	A	N. C. Central	65 62	

LAST 12 Division I GAMES:																
266	A	N. C. A&T	29 62	238	N	Niagara	57 67	270	H	Bethune-Cookman	69 73	349	A	N. C. Central	65 62	
226	A	Howard	56 79	61	A	Michigan	47 70	319	H	UMBC	68 73	79	A	West Virginia	37 72	
294	H	South Carolina St.	62 51	66	A	SFA	42 69	61	A	Michigan	47 70	297	H	Central Conn. St.	36 60	
339	H	Savannah St.	63 47	79	A	West Virginia	37 72					299	H	UMass Lowell	61 49	
197	H	UMES	68 73									322	A	FIU	50 59	
299	H	UMass Lowell	61 49									339	H	Savannah St.	63 47	

Non-Div I Games: Washington Adventist 60 43 Lincoln (PA) 46 51

Morgan St.

Average RPI Win:	260	WON-LOST	WINNING	LAST 10	STRENGTH OF	OPP. STRENGTH	TEAM	ADJ.	CONF.	ADJ CONF.
Average RPI Loss:	198	RECORD	PCT. RANK	GAMES	SCHEDULE	OF SCHEDULE	RPI	RPI	RPI	RPI
DIV. I ONLY	8- 9	190	4-6	313	327	253	253	31	31	
DIV. I NON-CONF.	5- 5	162	0- 0	158	290	152	152	31	31	

TOTALS	RPI 1-25	RPI 26-50	W-L RECORDS	RPI 51-100	RPI 101-150	RPI 150+				
8- 9	0- 0	0- 0	OVERALL	0- 2	2- 1	6- 6				
4- 2	0- 0	0- 0	HOME	0- 0	2- 0	2- 2				
4- 7	0- 0	0- 0	AWAY	0- 2	0- 1	4- 4				
0- 0	0- 0	0- 0	NEUTRAL	0- 0	0- 0	0- 0				
5- 5	0- 0	0- 0	NON-CONFERENCE	0- 2	2- 1	3- 2				
2- 1	0- 0	0- 0	HOME	0- 0	2- 0	0- 1				
3- 4	0- 0	0- 0	AWAY	0- 2	0- 1	3- 1				
0- 0	0- 0	0- 0	NEUTRAL	0- 0	0- 0	0- 0				
3- 4	0- 0	0- 0	CONFERENCE	0- 0	0- 0	3- 4				
2- 1	0- 0	0- 0	HOME	0- 0	0- 0	2- 1				
1- 3	0- 0	0- 0	AWAY	0- 0	0- 0	1- 3				
0- 0	0- 0	0- 0	NEUTRAL	0- 0	0- 0	0- 0				

RPI 1-25				RPI 26-50				RPI 51-100				RPI 101+				Team's RPI: 253
RPI	S	Opponent	Score	RPI	S	Opponent	Score	RPI	S	Opponent	Score	RPI	S	Opponent	Score	
								61	A	Michigan	40 88	103	H	Towson	87 78	
								75	A	Virginia Tech	51 83	126	H	Radford	89 77	
												142	A	Duquesne	64 73	
												197	H	UMES	73 86	
												225	A	Rider	67 85	
												235	A	Saint Francis (PA)	66 68	
												241	A	Gardner-Webb	69 62	
												246	A	Robert Morris	58 70	
												281	H	Bryant	68 73	
												297	H	Central Conn. St.	84 53	
												300	A	Loyola Maryland	77 67	
												319	A	UMBC	65 52	
												323	A	Wagner	76 92	
												345	A	Fairleigh Dickinson	63 47	
												351	H	LIU Brooklyn	61 45	
LAST 12 Division I GAMES:																
297	H	Central Conn. St.	84 53	351	H	LIU Brooklyn	61 45									
281	H	Bryant	68 73	345	A	Fairleigh Dickinson	63 47									
235	A	Saint Francis (PA)	66 68	323	A	Wagner	76 92									
246	A	Robert Morris	58 70	75	A	Virginia Tech	51 83									
126	H	Radford	89 77	319	A	UMBC	65 52									
197	H	UMES	73 86	241	A	Gardner-Webb	69 62									

Non-Div I Games: Washington Col. 74 50

Mt. St. Mary's

Average RPI Win: 297

Average RPI Loss: 157

WON-LOST
RECORDWINNING
PCT. RANKLAST 10
GAMESSTRENGTH OF
SCHEDULEOPP. STRENGTH
OF SCHEDULETEAM
RPIADJ.
RPICONF.
RPIADJ CONF.
RPIDIV. I ONLY
DIV. I NON-CONF.4- 13
2- 7299
2882-8
0- 0254
220194
181305
303305
30322
2022
20

TOTALS

RPI 1-25

RPI 26-50

W-L RECORDS

RPI 51-100

RPI 101-150

RPI 150+

4- 13

0- 1

0- 1

OVERALL

0- 2

0- 2

4- 7

3- 5

0- 0

0- 0

HOME

0- 1

0- 1

3- 3

1- 8

0- 1

0- 1

AWAY

0- 1

0- 1

1- 4

0- 0

0- 0

0- 0

NEUTRAL

0- 0

0- 0

0- 0

2- 7

0- 1

0- 1

NON-CONFERENCE

0- 1

0- 0

2- 4

2- 2

0- 0

0- 0

HOME

0- 0

0- 0

2- 2

0- 5

0- 1

0- 1

AWAY

0- 1

0- 0

0- 2

0- 0

0- 0

0- 0

NEUTRAL

0- 0

0- 0

0- 0

2- 6

0- 0

0- 0

CONFERENCE

0- 1

0- 2

2- 3

1- 3

0- 0

0- 0

HOME

0- 1

0- 1

1- 1

1- 3

0- 0

0- 0

AWAY

0- 0

0- 1

1- 2

0- 0

0- 0

0- 0

NEUTRAL

0- 0

0- 0

0- 0

RPI 1-25

RPI 26-50

RPI 51-100

RPI 101+

Team's RPI: 305

RPI S Opponent Score
20 A Kentucky 49 88RPI S Opponent Score
38 A Butler 65 86RPI S Opponent Score
56 A Tennessee 77 98
74 H Bel mont 58 65RPI S Opponent Score
134 H Morehead St. 61 83
135 A UT Martin 67 75
168 H Southern Ill. 59 65
171 A Illinois 52 84
185 A Arkansas St. 63 74
204 A Southeast Mo. St. 64 59
207 A SIUE 54 71
267 A Eastern Ill. 67 75
292 H Tennessee St. 61 65
293 H Alabama A&M 53 59
314 H Eastern Ky. 81 63
329 H Lipscomb 97 61
340 H Evansville 81 53

LAST 12 Division I GAMES:

267 A Eastern Ill.	67 75	292 H Tennessee St.	61 65
204 A Southeast Mo. St.	64 59	74 H Bel mont	58 65
135 A UT Martin	67 75	207 A SIUE	54 71
314 H Eastern Ky.	81 63	20 A Kentucky	49 88
134 H Morehead St.	61 83	168 H Southern Ill.	59 65
56 A Tennessee	77 98	171 A Illinois	52 84

Non-Div I Games:

Oakland City

113 55

Bethel (TN)

86 50

Murray St.

■ Loss,
 ■ Non-Conf,
 ■ S Site,
 ■ Home
 ■ A Away
 N Neutral

Average RPI Win: **303**
 Average RPI Loss: **149**

WON-LOST
RECORD

WINNING
PCT. RANK

LAST 10
GAMES

STRENGTH OF
SCHEDULE

OPP. STRENGTH
OF SCHEDULE

TEAM
RPI

ADJ.
RPI

CONF.
RPI

ADJ CONF.
RPI

DIV. I ONLY	8- 9	190	7-3	337	230	266	266	32	32
DIV. I NON-CONF.	2- 9	297	0- 1	278	122	300	300	32	32
<hr/>									
TOTALS	RPI 1-25	RPI 26-50	W-L RECORDS	RPI 51-100	RPI 101-150	RPI 150+			
8- 9	0- 0	0- 0	OVERALL	0- 2	0- 3	8- 4			
2- 3	0- 0	0- 0	HOME	0- 0	0- 2	2- 1			
6- 4	0- 0	0- 0	AWAY	0- 1	0- 0	6- 3			
0- 2	0- 0	0- 0	NEUTRAL	0- 1	0- 1	0- 0			
2- 9	0- 0	0- 0	NON-CONFERENCE	0- 2	0- 3	2- 4			
0- 3	0- 0	0- 0	HOME	0- 0	0- 2	0- 1			
2- 4	0- 0	0- 0	AWAY	0- 1	0- 0	2- 3			
0- 2	0- 0	0- 0	NEUTRAL	0- 1	0- 1	0- 0			
6- 0	0- 0	0- 0	CONFERENCE	0- 0	0- 0	6- 0			
2- 0	0- 0	0- 0	HOME	0- 0	0- 0	2- 0			
4- 0	0- 0	0- 0	AWAY	0- 0	0- 0	4- 0			
0- 0	0- 0	0- 0	NEUTRAL	0- 0	0- 0	0- 0			

RPI 1-25				RPI 26-50				RPI 51-100				RPI 101+				Team's RPI: 266	
RPI	S	Opponent	Score	RPI	S	Opponent	Score	RPI	S	Opponent	Score	RPI	S	Opponent	Score		
								62	N	Maine	52	58	104	N	Yale	49	59
								82	A	Virginia	57	67	134	H	Morehead St.	67	72
												136	H	VCU	48	54	
												158	H	Akron	36	49	
												191	A	Elon	64	73	
												197	A	UMES	51	49	
												222	A	Navy	49	72	
												256	A	ETSU	56	61	
												282	A	Fla. Atlantic	67	65	
												294	A	South Carolina St.	58	44	
												304	H	Coppin St.	66	42	
												321	H	Morgan St.	62	29	
												330	A	Western Caro.	69	51	
												346	A	Delaware St.	67	47	
												349	A	N. C. Central	52	49	
LAST 12 Division I GAMES:																	
321	H	Morgan St.	62	29	104	N	Yale	49	59	349	A	N. C. Central	52	49			
197	A	UMES	51	49	304	H	Coppin St.	66	42	191	A	Elon	64	73			
346	A	Delaware St.	67	47	256	A	ETSU	56	61	282	A	Fla. Atlantic	67	65			
294	A	South Carolina St.	58	44	330	A	Western Caro.	69	51	136	H	VCU	48	54			

Non-Div I Games: Winston-Salem 60 56 Johnson C. Smith 50 53

N. C. A&T

Loss, Non-Conf, S Site, H Home A Away N Neutral

Average RPI Win:	300	WON-LOST	WINNING	LAST 10	STRENGTH OF	OPP. STRENGTH	TEAM	ADJ.	CONF.	ADJ CONF.
Average RPI Loss:	225	RECORD	PCT. RANK	GAMES	SCHEDULE	OF SCHEDULE	RPI	RPI	RPI	RPI
DIV. I ONLY	3- 15	322	2-8	336	324	349	349	32	32	
DIV. I NON-CONF.	2- 10	311	0- 0	294	299	342	342	32	32	

TOTALS	RPI 1-25	RPI 26-50	W-L RECORDS	RPI 51-100	RPI 101-150	RPI 150+				
3- 15	0- 1	0- 0	OVERALL	0- 0	0- 2	3- 12				
3- 7	0- 0	0- 0	HOME	0- 0	0- 1	3- 6				
0- 7	0- 1	0- 0	AWAY	0- 0	0- 1	0- 5				
0- 1	0- 0	0- 0	NEUTRAL	0- 0	0- 0	0- 1				
2- 10	0- 1	0- 0	NON-CONFERENCE	0- 0	0- 2	2- 7				
2- 4	0- 0	0- 0	HOME	0- 0	0- 1	2- 3				
0- 5	0- 1	0- 0	AWAY	0- 0	0- 1	0- 3				
0- 1	0- 0	0- 0	NEUTRAL	0- 0	0- 0	0- 1				
1- 5	0- 0	0- 0	CONFERENCE	0- 0	0- 0	1- 5				
1- 3	0- 0	0- 0	HOME	0- 0	0- 0	1- 3				
0- 2	0- 0	0- 0	AWAY	0- 0	0- 0	0- 2				
0- 0	0- 0	0- 0	NEUTRAL	0- 0	0- 0	0- 0				

RPI 1-25				RPI 26-50				RPI 51-100				RPI 101+ Team's RPI: 349			
RPI	S	Opponent	Score	RPI	S	Opponent	Score	RPI	S	Opponent	Score	RPI	S	Opponent	Score
10	A	Iowa	39 106									139	H	UNCW	82 89
												146	A	High Point	69 80
												162	A	Georgia St.	54 65
												191	H	Elon	54 83
												197	A	UMES	49 59
												205	H	Coastal Caro.	66 89
												223	A	Memphis	56 77
												266	H	N. C. A&T	49 52
												270	H	Bethune-Cookman	50 67
												277	H	Wofford	66 59
												278	A	Winthrop	41 66
												284	N	Kennesaw St.	54 78
												304	H	Coppin St.	62 57
												318	H	UNC Greensboro	66 57
												321	H	Morgan St.	62 65
												341	H	USC Upstate	63 82
												346	A	Delaware St.	61 71

LAST 12 Division I GAMES:															
346	A	Delaware St.	61 71	266	H	N. C. A&T	49 52	321	H	Morgan St.	62 65				
197	A	UMES	49 59	304	H	Coppin St.	62 57	277	H	Wofford	66 59				
270	H	Bethune-Cookman	50 67	318	H	UNC Greensboro	66 57	205	H	Coastal Caro.	66 89				
223	A	Memphis	56 77												
284	N	Kennesaw St.	54 78												
162	A	Georgia St.	54 65												

Non-Div I Games: Wilberforce 55 49

N. C. Central

Average RPI Win:	97	WON-LOST	WINNING	LAST 10	STRENGTH OF	OPP. STRENGTH	TEAM	ADJ.	CONF.	ADJ CONF.
Average RPI Loss:	0	RECORD	PCT. RANK	GAMES	SCHEDULE	OF SCHEDULE	RPI	RPI	RPI	RPI

DIV. I ONLY	19- 0	1	10-0	37	10	6	6	1	1
DIV. I NON-CONF.	13- 0	1	0- 0	44	24	8	8	1	1

TOTALS	RPI 1-25	RPI 26-50	W-L RECORDS	RPI 51-100	RPI 101-150	RPI 150+			
19- 0	0- 0	2- 0	OVERALL	10- 0	4- 0	3- 0			
13- 0	0- 0	1- 0	HOME	7- 0	3- 0	2- 0			
4- 0	0- 0	0- 0	AWAY	3- 0	1- 0	0- 0			
2- 0	0- 0	1- 0	NEUTRAL	0- 0	0- 0	1- 0			
13- 0	0- 0	1- 0	NON-CONFERENCE	6- 0	3- 0	3- 0			
9- 0	0- 0	0- 0	HOME	5- 0	2- 0	2- 0			
2- 0	0- 0	0- 0	AWAY	1- 0	1- 0	0- 0			
2- 0	0- 0	1- 0	NEUTRAL	0- 0	0- 0	1- 0			
6- 0	0- 0	1- 0	CONFERENCE	4- 0	1- 0	0- 0			
4- 0	0- 0	1- 0	HOME	2- 0	1- 0	0- 0			
2- 0	0- 0	0- 0	AWAY	2- 0	0- 0	0- 0			
0- 0	0- 0	0- 0	NEUTRAL	0- 0	0- 0	0- 0			

RPI 1-25	Team's RPI: 6	RPI 26-50	RPI 51-100	RPI 101+
RPI S Opponent Score	RPI S Opponent Score	RPI S Opponent Score	RPI S Opponent Score	RPI S Opponent Score
	27 N Michigan St. 78 74	52 H Duke 63 51	111 H Pittsburgh 63 34	
	40 H Clemson 54 51	61 H Michigan 66 55	120 A Chattanooga 78 58	
		62 H Maine 84 46	126 H Radford 75 58	
		67 H Old Dominion 85 56	144 H Davidson 75 45	
		74 H Belmont 77 62	169 H Vanderbilt 74 54	
		75 H Virginia Tech 70 61	186 H Hampton 83 51	
		77 A Boston College 85 69	187 N George Washington 69 61	
		82 A Virginia 66 38		
		92 H Kent St. 78 61		
		95 A Georgetown 76 65		
LAST 12 Division I GAMES:				
111 H Pittsburgh 63 34	40 H Clemson 54 51	75 H Virginia Tech 70 61		
77 A Boston College 85 69	82 A Virginia 66 38	95 A Georgetown 76 65		
52 H Duke 63 51	186 H Hampton 83 51			
144 H Davidson 75 45	67 H Old Dominion 85 56			
120 A Chattanooga 78 58				
62 H Maine 84 46				

Non-Div I Games:

NC State

Average RPI Win:	306	WON-LOST	WINNING	LAST 10	STRENGTH OF	OPP. STRENGTH	TEAM	ADJ.	CONF.	ADJ CONF.
Average RPI Loss:	197	RECORD	PCT. RANK	GAMES	SCHEDULE	OF SCHEDULE	RPI	RPI	RPI	RPI
DIV. I ONLY	5- 13	281	4-6	299	331	317	317	25	25	
DIV. I NON-CONF.	3- 10	278	0- 0	286	338	315	315	27	27	

TOTALS	RPI 1-25	RPI 26-50	W-L RECORDS	RPI 51-100	RPI 101-150	RPI 150+				
5- 13	0- 0	0- 0	OVERALL	0- 4	0- 1	5- 8				
3- 5	0- 0	0- 0	HOME	0- 2	0- 0	3- 3				
2- 8	0- 0	0- 0	AWAY	0- 2	0- 1	2- 5				
0- 0	0- 0	0- 0	NEUTRAL	0- 0	0- 0	0- 0				
3- 10	0- 0	0- 0	NON-CONFERENCE	0- 4	0- 0	3- 6				
1- 4	0- 0	0- 0	HOME	0- 2	0- 0	1- 2				
2- 6	0- 0	0- 0	AWAY	0- 2	0- 0	2- 4				
0- 0	0- 0	0- 0	NEUTRAL	0- 0	0- 0	0- 0				
2- 3	0- 0	0- 0	CONFERENCE	0- 0	0- 1	2- 2				
2- 1	0- 0	0- 0	HOME	0- 0	0- 0	2- 1				
0- 2	0- 0	0- 0	AWAY	0- 0	0- 1	0- 1				
0- 0	0- 0	0- 0	NEUTRAL	0- 0	0- 0	0- 0				

RPI 1-25				RPI 26-50				RPI 51-100				RPI 101+				Team's RPI: 317
RPI	S	Opponent	Score	RPI	S	Opponent	Score	RPI	S	Opponent	Score	RPI	S	Opponent	Score	
								79	A	West Virginia	50 95	150	A	North Ala.	60 72	
								92	H	Kent St.	40 57	204	H	Southeast Mo. St.	58 68	
								94	A	Penn	42 85	212	H	Jacksonville	56 61	
								100	H	Hartford	53 84	225	A	Rider	46 67	
												226	A	Howard	57 77	
												237	A	Colgate	71 53	
												262	A	Stetson	48 74	
												272	H	Vermont	63 71	
												284	H	Kennesaw St.	66 60	
												296	A	Saint Peter's	57 70	
												329	H	Lipscomb	80 67	
												330	H	Western Caro.	79 71	
												345	A	Fairleigh Dickinson	43 64	
												351	A	LIU Brooklyn	72 51	
LAST 12 Division I GAMES:																
150	A	North Ala.	60 72	262	A	Stetson	48 74									
284	H	Kennesaw St.	66 60	212	H	Jacksonville	56 61									
100	H	Hartford	53 84	329	H	Lipscomb	80 67									
92	H	Kent St.	40 57	272	H	Vermont	63 71									
237	A	Colgate	71 53	225	A	Rider	46 67									
351	A	LIU Brooklyn	72 51	204	H	Southeast Mo. St.	58 68									

Non-Div I Games:

NJIT

Average RPI Win:	251	WON-LOST	WINNING	LAST 10	STRENGTH OF	OPP. STRENGTH	TEAM	ADJ.	CONF.	ADJ CONF.
Average RPI Loss:	187	RECORD	PCT. RANK	GAMES	SCHEDULE	OF SCHEDULE	RPI	RPI	RPI	RPI
DIV. I ONLY	7- 10	226	4-6	201	321	222	222	19	19	
DIV. I NON-CONF.	4- 5	190	0- 0	146	340	199	199	22	22	

TOTALS	RPI 1-25	RPI 26-50	W-L RECORDS	RPI 51-100	RPI 101-150	RPI 150+				
7- 10	0- 0	0- 0	OVERALL	0- 1	0- 4	7- 5				
3- 5	0- 0	0- 0	HOME	0- 1	0- 3	3- 1				
4- 5	0- 0	0- 0	AWAY	0- 0	0- 1	4- 4				
0- 0	0- 0	0- 0	NEUTRAL	0- 0	0- 0	0- 0				
4- 5	0- 0	0- 0	NON-CONFERENCE	0- 1	0- 2	4- 2				
2- 2	0- 0	0- 0	HOME	0- 1	0- 1	2- 0				
2- 3	0- 0	0- 0	AWAY	0- 0	0- 1	2- 2				
0- 0	0- 0	0- 0	NEUTRAL	0- 0	0- 0	0- 0				
3- 5	0- 0	0- 0	CONFERENCE	0- 0	0- 2	3- 3				
1- 3	0- 0	0- 0	HOME	0- 0	0- 2	1- 1				
2- 2	0- 0	0- 0	AWAY	0- 0	0- 0	2- 2				
0- 0	0- 0	0- 0	NEUTRAL	0- 0	0- 0	0- 0				

RPI 1-25				RPI 26-50				RPI 51-100				RPI 101+				Team's RPI: 222	
RPI	S	Opponent	Score	RPI	S	Opponent	Score	RPI	S	Opponent	Score	RPI	S	Opponent	Score		
								94	H	Penn	61	65	106	H	Ameri can	45	58
													128	H	Mari st	48	72
													128	H	Lehi gh	38	56
													131	A	Col orado	43	59
													163	H	Boston U.	35	49
													210	H	Holy Cross	54	47
													225	A	Ri der	66	60
													232	A	Ai r Force	54	47
													237	A	Col gate	62	49
													239	A	Monmouth	67	68
													266	H	N. C. A&T	72	49
													273	A	Norfol k St.	58	65
													283	A	Army West Point	52	55
													287	H	Sai nt Joseph' s	49	48
													300	A	Loyol a Maryl and	58	46
													325	A	Lafayette	42	55
LAST 12 Division I GAMES:																	
				210	H	Holy Cross	54	47	163	H	Boston U.	35	49				
				237	A	Col gate	62	49	325	A	Lafayette	42	55				
				106	H	Ameri can	45	58	283	A	Army West Point	52	55				
				128	H	Lehi gh	38	56	239	A	Monmouth	67	68				
				300	A	Loyol a Maryl and	58	46	131	A	Colorado	43	59				
				287	H	Sai nt Joseph' s	49	48	232	A	Ai r Force	54	47				

Non-Div I Games: Catholic 81 36

Navy

NebraskaNebraska

Nebraska

Average RPI Win: 279

Average RPI Loss: 112

WON-LOST
RECORDWINNING
PCT. RANKLAST 10
GAMESSTRENGTH OF
SCHEDULEOPP. STRENGTH
OF SCHEDULETEAM
RPIADJ.
RPICONF.
RPIADJ CONF.
RPIDIV. I ONLY
DIV. I NON-CONF.5- 12
3- 7273
2564-6
0- 1172
185129
92250
267250
26713
1313
13

TOTALS

RPI 1-25

RPI 26-50

W-L RECORDS

RPI 51-100

RPI 101-150

RPI 150+

5- 12

0- 0

0- 3

OVERALL

0- 2

0- 3

5- 4

2- 7

0- 0

0- 3

HOME

0- 1

0- 2

2- 1

3- 3

0- 0

0- 0

AWAY

0- 0

0- 0

3- 3

0- 2

0- 0

0- 0

NEUTRAL

0- 1

0- 1

0- 0

3- 7

0- 0

0- 2

NON-CONFERENCE

0- 1

0- 2

3- 2

2- 4

0- 0

0- 2

HOME

0- 0

0- 1

2- 1

1- 1

0- 0

0- 0

AWAY

0- 0

0- 0

1- 1

0- 2

0- 0

0- 0

NEUTRAL

0- 1

0- 1

0- 0

2- 5

0- 0

0- 1

CONFERENCE

0- 1

0- 1

2- 2

0- 3

0- 0

0- 1

HOME

0- 1

0- 1

0- 0

2- 2

0- 0

0- 0

AWAY

0- 0

0- 0

2- 2

0- 0

0- 0

0- 0

NEUTRAL

0- 0

0- 0

0- 0

RPI 1-25

RPI 26-50

RPI 51-100

RPI 101+

Team's RPI: 250

RPI S Opponent Score

RPI S Opponent Score

RPI S Opponent Score

RPI S Opponent Score

37 H Utah 52 74

44 H New Mexico 64 66

49 H Southern California 51 72

64 H Boise St. 74 75

71 N UC Davis 68 84

110 N Northern Ill. 69 98

127 H Fresno St. 63 79

131 H Colorado 52 65

153 A Santa Clara 48 56

160 A Utah St. 76 79

161 H Texas Tech 67 86

215 A Colorado St. 62 38

232 A Air Force 74 79

243 H Hawaii 79 78

274 A Long Beach St. 76 67

328 A San Jose St. 52 49

337 H Seattle U 67 54

LAST 12 Division I GAMES:

64 H Boise St. 74 75

127 H Fresno St. 63 79

328 A San Jose St. 52 49

44 H New Mexico 64 66

160 A Utah St. 76 79

243 H Hawaii 79 78

110 N Northern Ill. 69 98

215 A Colorado St. 62 38

232 A Air Force 74 79

337 H Seattle U 67 54

161 H Texas Tech 67 86

71 N UC Davis 68 84

N
e
v
a
d
aN
e
v
a
d
a

Non-Div I Games: Stanislaus St. 75 52

Nevada

Loss, Non-Conf, S Site, H Home A Away N Neutral

Average RPI Win:

263

Average RPI Loss:

190

WON-LOST
RECORDWINNING
PCT. RANKLAST 10
GAMESSTRENGTH OF
SCHEDULEOPP. STRENGTH
OF SCHEDULETEAM
RPIADJ.
RPICONF.
RPIADJ CONF.
RPIDIV. I ONLY
DIV. I NON-CONF.3- 16
2- 10325
3111-9
0- 0234
233273
291324
329324
32923
2423
24

TOTALS

RPI 1-25

RPI 26-50

W-L RECORDS

RPI 51-100

RPI 101-150

RPI 150+

3- 16

0- 0

0- 0

OVERALL

0- 4

0- 1

3- 11

2- 6

0- 0

0- 0

HOME

0- 2

0- 0

2- 4

1- 10

0- 0

0- 0

AWAY

0- 2

0- 1

1- 7

0- 0

0- 0

0- 0

NEUTRAL

0- 0

0- 0

0- 0

2- 10

0- 0

0- 0

NON-CONFERENCE

0- 2

0- 1

2- 7

2- 3

0- 0

0- 0

HOME

0- 1

0- 0

2- 2

0- 7

0- 0

0- 0

AWAY

0- 1

0- 1

0- 5

0- 0

0- 0

0- 0

NEUTRAL

0- 0

0- 0

0- 0

1- 6

0- 0

0- 0

CONFERENCE

0- 2

0- 0

1- 4

0- 3

0- 0

0- 0

HOME

0- 1

0- 0

0- 2

1- 3

0- 0

0- 0

AWAY

0- 1

0- 0

1- 2

0- 0

0- 0

0- 0

NEUTRAL

0- 0

0- 0

0- 0

RPI 1-25

RPI 26-50

RPI 51-100

RPI 101+

Team's RPI: 324

RPI S Opponent Score

RPI S Opponent Score

RPI S Opponent Score




RPI S Opponent Score




53   Northeastern 54  69




62   Maine 46  67




83   Princeton 42  90




100   Hartford 48  66




132   Minnesota 47  70




152   South Fla. 36  79




163   Boston U. 39  60




165   Stony Brook 63  82




206   Brown 70  76




210   Holy Cross 74  62




224   Sacred Heart 60  71




247   Dartmouth 42  62




248   Binghamton 62  71




272   Vermont 60  69

281   Bryant 79  74







297   Central Conn. St. 47  56







299   UMass Lowell 56  53







309   North Dakota St. 51  56







319   UMBC 62  64







LAST 12 Division I GAMES:







165   Stony Brook 63  82 319   UMBC 62  64

299   UMass Lowell 56  53 100   Hartford 48  66

248   Binghamton 62  71 272   Vermont 60  69

62   Maine 46  67 297   Central Conn. St. 47  56

83   Princeton 42  90 210   Holy Cross 74  62

247   Dartmouth 42  62 152   South Fla. 36  79

Non-Div I Games:

U New England

68 44

New Hampshire

Average RPI Win:	179	WON-LOST	WINNING	LAST 10	STRENGTH OF	OPP. STRENGTH	TEAM	ADJ.	CONF.	ADJ CONF.
Average RPI Loss:	133	RECORD	PCT. RANK	GAMES	SCHEDULE	OF SCHEDULE	RPI	RPI	RPI	RPI
DIV. I ONLY	17- 2	12	9-1	188	101	44	44	13	13	
DIV. I NON-CONF.	10- 1	18	1- 0	102	135	26	26	13	13	

TOTALS	RPI 1-25	RPI 26-50	W-L RECORDS	RPI 51-100	RPI 101-150	RPI 150+				
17- 2	0- 0	0- 0	OVERALL	3- 1	2- 0	12- 1				
11- 1	0- 0	0- 0	HOME	2- 1	1- 0	8- 0				
6- 1	0- 0	0- 0	AWAY	1- 0	1- 0	4- 1				
0- 0	0- 0	0- 0	NEUTRAL	0- 0	0- 0	0- 0				
10- 1	0- 0	0- 0	NON-CONFERENCE	2- 1	2- 0	6- 0				
7- 1	0- 0	0- 0	HOME	2- 1	1- 0	4- 0				
3- 0	0- 0	0- 0	AWAY	0- 0	1- 0	2- 0				
0- 0	0- 0	0- 0	NEUTRAL	0- 0	0- 0	0- 0				
7- 1	0- 0	0- 0	CONFERENCE	1- 0	0- 0	6- 1				
4- 0	0- 0	0- 0	HOME	0- 0	0- 0	4- 0				
3- 1	0- 0	0- 0	AWAY	1- 0	0- 0	2- 1				
0- 0	0- 0	0- 0	NEUTRAL	0- 0	0- 0	0- 0				

RPI 1-25				RPI 26-50				Team's RPI: 44				RPI 51-100				RPI 101+			
RPI	S	Opponent	Score	RPI	S	Opponent	Score					RPI	S	Opponent	Score	RPI	S	Opponent	Score
												58	H	Auburn	76 79	102	A	Houston	89 84
												63	A	Wyoming	78 75	140	H	Oklahoma	84 80
												66	H	SFA	74 33	160	A	Utah St.	68 64
												100	H	Hartford	72 65	172	A	New Mexico St.	75 50
																172	H	New Mexico St.	83 58
																179	H	Texas St.	82 51
																208	A	UNLV	57 66
																208	H	UNLV	80 77
																215	H	Colorado St.	70 58
																221	H	San Diego St.	70 62
																227	H	Sacramento St.	85 53
																232	H	Air Force	78 57
																250	A	Nevada	66 64
																260	A	Northern Ariz.	84 55
																268	H	UTEP	69 51
LAST 12 Division I GAMES:																			
												160	A	Utah St.	68 64	66	H	SFA	74 33
												208	H	UNLV	80 77	100	H	Hartford	72 65
												63	A	Wyoming	78 75	58	H	Auburn	76 79
												221	H	San Diego St.	70 62	250	A	Nevada	66 64
												215	H	Colorado St.	70 58	232	H	Air Force	78 57
												208	A	UNLV	57 66	227	H	Sacramento St.	85 53

Non-Div I Games:

New Mexico

Average RPI	Win:	279	WON-LOST	WINNING	LAST 10	STRENGTH OF	OPP. STRENGTH	TEAM	ADJ.	CONF.	ADJ CONF.
Average RPI	Loss:	154	RECORD	PCT. RANK	GAMES	SCHEDULE	OF SCHEDULE	RPI	RPI	RPI	RPI
DIV. I ONLY		11- 6		99	7-3	250	346	172	172	30	30
DIV. I NON-CONF.		6- 5		143	1- 0	139	343	154	154	30	30

TOTALS	RPI 1-25		RPI 26-50		W-L RECORDS	RPI 51-100		RPI 101-150		RPI 150+	
11- 6	0- 0		0- 2		OVERALL	0- 0		0- 1		11- 3	
5- 2	0- 0		0- 1		HOME	0- 0		0- 0		5- 1	
5- 3	0- 0		0- 1		AWAY	0- 0		0- 0		5- 2	
1- 1	0- 0		0- 0		NEUTRAL	0- 0		0- 1		1- 0	
6- 5	0- 0		0- 2		NON-CONFERENCE	0- 0		0- 1		6- 2	
1- 2	0- 0		0- 1		HOME	0- 0		0- 0		1- 1	
4- 2	0- 0		0- 1		AWAY	0- 0		0- 0		4- 1	
1- 1	0- 0		0- 0		NEUTRAL	0- 0		0- 1		1- 0	
5- 1	0- 0		0- 0		CONFERENCE	0- 0		0- 0		5- 1	
4- 0	0- 0		0- 0		HOME	0- 0		0- 0		4- 0	
1- 1	0- 0		0- 0		AWAY	0- 0		0- 0		1- 1	
0- 0	0- 0		0- 0		NEUTRAL	0- 0		0- 0		0- 0	

RPI 1-25				RPI 26-50				RPI 51-100				RPI 101+ Team's RPI: 172			
RPI	S	Opponent	Score	RPI	S	Opponent	Score	RPI	S	Opponent	Score	RPI	S	Opponent	Score
				44	A	New Mexico	58 83					137	N	South Alabama	67 68
				44	H	New Mexico	50 75					166	H	Denver	66 64
												176	H	Abilene Christian	46 58
												184	A	UC Riverside	64 65
												252	H	UTRGV	71 63
												257	H	Utah Valley	58 52
												268	A	UTEP	69 65
												275	A	A&M-Corpus Christi	67 65
												279	A	Western Mich.	66 54
												285	A	CSU Bakersfield	61 59
												286	H	California Baptist	76 69
												315	A	UC Santa Barbara	81 73
												336	A	Grand Canyon	51 54
												337	H	Seattle U	75 55
												350	N	Alcorn	82 64
LAST 12 Division I GAMES:															
				337	H	Seattle U	75 55	350	N	Alcorn	82 64				
				285	A	CSU Bakersfield	61 59	252	H	UTRGV	71 63				
				336	A	Grand Canyon	51 54	257	H	Utah Valley	58 52				
				286	H	California Baptist	76 69	137	N	South Alabama	67 68				
				315	A	UC Santa Barbara	81 73	275	A	A&M-Corpus Christi	67 65				
				184	A	UC Riverside	64 65	44	H	New Mexico	50 75				

Non-Div I Games: Tex. Permian Basin 70 38 Northern N.M. 101 51

New Mexico St.

■ Loss,
 ■ Non-Conf,
 ■ S Site,
 ■ H Home
 ■ A Away
 N Neutral

Average RPI Win:	272	WON-LOST	WINNING	LAST 10	STRENGTH OF	OPP. STRENGTH	TEAM	ADJ.	CONF.	ADJ CONF.
Average RPI Loss:	184	RECORD	PCT. RANK	GAMES	SCHEDULE	OF SCHEDULE	RPI	RPI	RPI	RPI
DIV. I ONLY	2- 12	329	2-8	258	258	327	327	26	26	
DIV. I NON-CONF.	1- 5	311	0- 0	107	172	224	224	23	23	

TOTALS	RPI 1-25	RPI 26-50	W-L RECORDS	RPI 51-100	RPI 101-150	RPI 150+				
2- 12	0- 0	0- 1	OVERALL	0- 3	0- 1	2- 7				
1- 4	0- 0	0- 0	HOME	0- 1	0- 0	1- 3				
1- 8	0- 0	0- 1	AWAY	0- 2	0- 1	1- 4				
0- 0	0- 0	0- 0	NEUTRAL	0- 0	0- 0	0- 0				
1- 5	0- 0	0- 1	NON-CONFERENCE	0- 1	0- 1	1- 2				
0- 1	0- 0	0- 0	HOME	0- 0	0- 0	0- 1				
1- 4	0- 0	0- 1	AWAY	0- 1	0- 1	1- 1				
0- 0	0- 0	0- 0	NEUTRAL	0- 0	0- 0	0- 0				
1- 7	0- 0	0- 0	CONFERENCE	0- 2	0- 0	1- 5				
1- 3	0- 0	0- 0	HOME	0- 1	0- 0	1- 2				
0- 4	0- 0	0- 0	AWAY	0- 1	0- 0	0- 3				
0- 0	0- 0	0- 0	NEUTRAL	0- 0	0- 0	0- 0				

RPI	S	Opponent	Score	RPI	S	Opponent	Score	RPI	S	Opponent	Score	RPI	S	Opponent	Score	Team's RPI: 327
28	A	Miami (FL)	38 78	59	A	Rice	56 67	111	A	Pittsburgh	38 90	176	H	Abilene Christian	52 59	
				66	A	SFA	38 97	182	A	Xavier	45 61	223	A	Memphis	66 59	
				69	H	Lamar University	57 79	275	A	A&M-Corpus Christi	51 57	295	H	La.-Monroe	44 57	
								301	H	Central Ark.	60 62	303	A	Incarnate Word	69 81	
								320	H	McNeese	88 76	338	A	Houston Baptist	74 83	
LAST 12 Division I GAMES:																
66	A	SFA	38 97	303	A	Incarnate Word	69 81									
320	H	McNeese	88 76	301	H	Central Ark.	60 62									
69	H	Lamar University	57 79	275	A	A&M-Corpus Christi	51 57									
338	A	Houston Baptist	74 83	28	A	Miami (FL)	38 78									
176	H	Abilene Christian	52 59	223	A	Memphis	66 59									
182	A	Xavier	45 61	59	A	Rice	56 67									

Non-Div I Games: Dillard 68 59 Centenary (LA) 104 42 Trinity Baptist 93 38

New Orleans

Average RPI Win:	303	WON-LOST	WINNING	LAST 10	STRENGTH OF	OPP. STRENGTH	TEAM	ADJ.	CONF.	ADJ CONF.
Average RPI Loss:	126	RECORD	PCT. RANK	GAMES	SCHEDULE	OF SCHEDULE	RPI	RPI	RPI	RPI
DIV. I ONLY	9- 11	200	6-4	273	177	238	238	27	27	
DIV. I NON-CONF.	4- 8	241	1- 0	188	100	256	256	28	28	

TOTALS	RPI 1-25	RPI 26-50	W-L RECORDS	RPI 51-100	RPI 101-150	RPI 150+				
9- 11	0- 2	0- 1	OVERALL	0- 2	0- 2	9- 4				
5- 4	0- 0	0- 0	HOME	0- 1	0- 1	5- 2				
3- 6	0- 2	0- 1	AWAY	0- 1	0- 0	3- 2				
1- 1	0- 0	0- 0	NEUTRAL	0- 0	0- 1	1- 0				
4- 8	0- 2	0- 1	NON-CONFERENCE	0- 1	0- 1	4- 3				
3- 2	0- 0	0- 0	HOME	0- 0	0- 0	3- 2				
0- 5	0- 2	0- 1	AWAY	0- 1	0- 0	0- 1				
1- 1	0- 0	0- 0	NEUTRAL	0- 0	0- 1	1- 0				
5- 3	0- 0	0- 0	CONFERENCE	0- 1	0- 1	5- 1				
2- 2	0- 0	0- 0	HOME	0- 1	0- 1	2- 0				
3- 1	0- 0	0- 0	AWAY	0- 0	0- 0	3- 1				
0- 0	0- 0	0- 0	NEUTRAL	0- 0	0- 0	0- 0				

RPI 1-25				RPI 26-50				RPI 51-100				RPI 101+ Team's RPI: 238			
RPI	S	Opponent	Score	RPI	S	Opponent	Score	RPI	S	Opponent	Score	RPI	S	Opponent	Score
9	A	Syracuse	45 94	30	A	Buffalo	61 88	57	H	Quinnipiac	55 96	104	N	Yale	64 67
11	A	Iowa St.	35 95					79	A	West Virginia	32 84	128	H	Marist	58 87
												214	H	St. Bonaventure	48 76
												226	H	Howard	61 68
												237	H	Colgate	74 69
												239	A	Monmouth	54 76
												248	H	Binghamton	79 72
												287	A	Saint Joseph's	54 68
												296	A	Saint Peter's	75 66
												302	H	Fairfield	71 68
												304	H	Coppin St.	71 69
												321	N	Morgan St.	67 57
												332	A	Iona	58 46
												342	A	Manhattan	58 54
												342	H	Manhattan	61 51

LAST 12 Division I GAMES:															
342	A	Manhattan	58 54	321	N	Morgan St.	67 57								
302	H	Fairfield	71 68	104	N	Yale	64 67								
57	H	Quinnipiac	55 96	239	A	Monmouth	54 76								
332	A	Iona	58 46	128	H	Marist	58 87								
296	A	Saint Peter's	75 66	237	H	Colgate	74 69								
342	H	Manhattan	61 51	79	A	West Virginia	32 84								

Non-Div I Games:

Niagara

Average RPI Win:	293	WON-LOST	WINNING	LAST 10	STRENGTH OF	OPP. STRENGTH	TEAM	ADJ.	CONF.	ADJ CONF.
Average RPI Loss:	123	RECORD	PCT. RANK	GAMES	SCHEDULE	OF SCHEDULE	RPI	RPI	RPI	RPI
DIV. I ONLY	9- 8	144	7-3	310	192	201	201	26	26	
DIV. I NON-CONF.	4- 6	212	0- 1	207	90	174	174	23	23	

TOTALS	RPI 1-25	RPI 26-50	W-L RECORDS	RPI 51-100	RPI 101-150	RPI 150+				
9- 8	0- 1	0- 0	OVERALL	0- 3	0- 1	9- 3				
5- 1	0- 0	0- 0	HOME	0- 0	0- 0	5- 1				
3- 6	0- 1	0- 0	AWAY	0- 3	0- 1	3- 1				
1- 1	0- 0	0- 0	NEUTRAL	0- 0	0- 0	1- 1				
4- 6	0- 1	0- 0	NON-CONFERENCE	0- 2	0- 1	4- 2				
1- 0	0- 0	0- 0	HOME	0- 0	0- 0	1- 0				
2- 5	0- 1	0- 0	AWAY	0- 2	0- 1	2- 1				
1- 1	0- 0	0- 0	NEUTRAL	0- 0	0- 0	1- 1				
5- 2	0- 0	0- 0	CONFERENCE	0- 1	0- 0	5- 1				
4- 1	0- 0	0- 0	HOME	0- 0	0- 0	4- 1				
1- 1	0- 0	0- 0	AWAY	0- 1	0- 0	1- 0				
0- 0	0- 0	0- 0	NEUTRAL	0- 0	0- 0	0- 0				

RPI 1-25				RPI 26-50				RPI 51-100				RPI 101+ Team's RPI: 201			
RPI	S	Opponent	Score	RPI	S	Opponent	Score	RPI	S	Opponent	Score	RPI	S	Opponent	Score
2	A	Baylor	39 100					55	A	LSU	44 76	119	A	Tulane	46 71
								58	A	Auburn	59 80	179	A	Texas St.	67 72
								66	A	SFA	62 70	181	N	Delaware	56 71
												234	N	Texas Southern	58 57
												268	A	UTEP	58 56
												275	H	A&M-Corpus Christi	85 55
												295	A	La. -Monroe	55 54
												301	A	Central Ark.	64 60
												303	H	Incarnate Word	86 62
												306	H	Mississippi Val.	72 47
												313	H	Northwestern St.	97 86
												320	H	McNeese	68 69
												338	H	Houston Baptist	77 54
LAST 12 Division I GAMES:															
301	A	Central Ark.	64 60	181	N	Delaware	56 71								
320	H	McNeese	68 69	179	A	Texas St.	67 72								
338	H	Houston Baptist	77 54	275	H	A&M-Corpus Christi	85 55								
66	A	SFA	62 70	55	A	LSU	44 76								
303	H	Incarnate Word	86 62	295	A	La. -Monroe	55 54								
313	H	Northwestern St.	97 86	119	A	Tulane	46 71								

Non-Div I Games: Southern-N.O. 86 49 William Carey 86 45

Nicholls St.

Average RPI Win: 300

Average RPI Loss: 171

WON-LOST
RECORDWINNING
PCT. RANKLAST 10
GAMESSTRENGTH OF
SCHEDULEOPP. STRENGTH
OF SCHEDULETEAM
RPIADJ.
RPICONF.
RPIADJ CONF.
RPIDIV. I ONLY
DIV. I NON-CONF.9- 9
3- 8169
2677-3
1- 0334
275308
198273
301273
30132
3232
32

TOTALS

RPI 1-25

RPI 26-50

W-L RECORDS

RPI 51-100

RPI 101-150

RPI 150+

9- 9
5- 3
3- 6
1- 00- 0
0- 0
0- 0
0- 00- 0
0- 0
0- 0
0- 0OVERALL
HOME
AWAY
NEUTRAL0- 1
0- 0
0- 1
0- 00- 4
0- 1
0- 3
0- 09- 4
5- 2
3- 2
1- 03- 8
2- 2
0- 6
1- 00- 0
0- 0
0- 0
0- 00- 0
0- 0
0- 0
0- 0NON-CONFERENCE
HOME
AWAY
NEUTRAL0- 1
0- 0
0- 1
0- 00- 4
0- 1
0- 3
0- 03- 3
2- 1
0- 2
1- 06- 1
3- 1
3- 0
0- 00- 0
0- 0
0- 0
0- 00- 0
0- 0
0- 0
0- 0CONFERENCE
HOME
AWAY
NEUTRAL0- 0
0- 0
0- 0
0- 00- 0
0- 0
0- 0
0- 06- 1
3- 1
3- 0
0- 0

RPI 1-25

RPI 26-50

RPI 51-100

RPI 101+

Team's RPI: 273

RPI S Opponent Score

RPI S Opponent Score

RPI S Opponent Score

RPI S Opponent Score

67 A Old Dominion 53 69

115 A Wake Forest 61 63

128 A Lehigh 41 62

145 H William & Mary 44 55

146 A High Point 51 83

197 H UMES 43 59

203 A Ole Miss 42 60

222 H Navy 65 58

231 N Liberty 66 53

251 H Campbell 49 57

270 H Bethune-Cookman 57 50

289 A La Salle 52 62

294 A South Carolina St. 57 50

304 A Coppin St. 68 63

339 A Savannah St. 78 42

346 H Delaware St. 63 50

347 H Florida A&M 60 58

348 H Longwood 74 42

LAST 12 Division I GAMES:

339	A	Savannah St.	78	42	231	N	Liberty	66	53
270	H	Bethune-Cookman	57	50	197	H	UMES	43	59
304	A	Coppin St.	68	63	294	A	South Carolina St.	57	50
347	H	Florida A&M	60	58	145	H	William & Mary	44	55
346	H	Delaware St.	63	50	146	A	High Point	51	83
115	A	Wake Forest	61	63	348	H	Longwood	74	42

Norfolk St.

Norfolk St.

Non-Div I Games:

Cheyney

93 40

Saint Augustine's 71 38

Norfolk St.

Loss, Non-Conf, S Site, H Home A Away N Neutral

Average RPI Win: 262

Average RPI Loss: 135

WON-LOST
RECORDWINNING
PCT. RANKLAST 10
GAMESSTRENGTH OF
SCHEDULEOPP. STRENGTH
OF SCHEDULETEAM
RPIADJ.
RPICONF.
RPIADJ CONF.
RPIDIV. I ONLY
DIV. I NON-CONF.10- 2
5- 125
378-2
0- 0335
347227
144150
159150
15925
2725
27

TOTALS

RPI 1-25

RPI 26-50

W-L RECORDS

RPI 51-100

RPI 101-150

RPI 150+

10- 2

0- 0

0- 0

OVERALL

0- 1

0- 0

10- 1

4- 1

0- 0

0- 0

HOME

0- 1

0- 0

4- 0

4- 1

0- 0

0- 0

AWAY

0- 0

0- 0

4- 1

2- 0

0- 0

0- 0

NEUTRAL

0- 0

0- 0

2- 0

5- 1

0- 0

0- 0

NON-CONFERENCE

0- 0

0- 0

5- 1

1- 0

0- 0

0- 0

HOME

0- 0

0- 0

1- 0

2- 1

0- 0

0- 0

AWAY

0- 0

0- 0

2- 1

2- 0

0- 0

0- 0

NEUTRAL

0- 0

0- 0

2- 0

5- 1

0- 0

0- 0

CONFERENCE

0- 1

0- 0

5- 0

3- 1

0- 0

0- 0

HOME

0- 1

0- 0

3- 0

2- 0

0- 0

0- 0

AWAY

0- 0

0- 0

2- 0

0- 0

0- 0

0- 0

NEUTRAL

0- 0

0- 0

0- 0

RPI 1-25

RPI 26-50

RPI 51-100

RPI 101+

Team's RPI: 150

RPI S Opponent Score

RPI S Opponent Score

RPI S Opponent Score

RPI S Opponent Score

88 H FGCU 52 68

169 A Vanderbilt 74 71

182 A Xavier 81 94

204 N Southeast Mo. St. 80 67

212 A Jacksonville 62 59

240 H Alabama St. 68 42

262 H Stetson 71 55

284 H Kennesaw St. 80 55

298 A North Florida 70 64

306 A Mississippi Val. 86 72

317 H NJIT 72 60

330 N Western Caro. 89 66

LAST 12 Division I GAMES:

317 H NJIT	72 60	284 H Kennesaw St.	80 55
88 H FGCU	52 68	262 H Stetson	71 55
298 A North Florida	70 64	212 A Jacksonville	62 59
306 A Mississippi Val.	86 72	204 N Southeast Mo. St.	80 67
182 A Xavier	81 94	240 H Alabama St.	68 42
330 N Western Caro.	89 66	169 A Vanderbilt	74 71

Non-Div I Games:

Stillman

99 43

Martin Methodist

79 48

Lane

98 57

Blue Mountain (MS) 70 42

North Ala.

Loss, Non-Conf, S Site, H Home A Away N Neutral

Average RPI Win:	141	WON-LOST	WINNING	LAST 10	STRENGTH OF	OPP. STRENGTH	TEAM	ADJ.	CONF.	ADJ CONF.
Average RPI Loss:	50	RECORD	PCT. RANK	GAMES	SCHEDULE	OF SCHEDULE	RPI	RPI	RPI	RPI
DIV. I ONLY	11- 9	140	5-5	11	49	43	43	1	1	
DIV. I NON-CONF.	9- 5	105	0- 0	40	103	55	55	1	1	

TOTALS	RPI 1-25	RPI 26-50	W-L RECORDS	RPI 51-100	RPI 101-150	RPI 150+				
11- 9	0- 4	1- 1	OVERALL	3- 2	3- 2	4- 0				
6- 2	0- 1	0- 0	HOME	1- 1	3- 0	2- 0				
2- 5	0- 2	0- 1	AWAY	1- 0	0- 2	1- 0				
3- 2	0- 1	1- 0	NEUTRAL	1- 1	0- 0	1- 0				
9- 5	0- 1	1- 0	NON-CONFERENCE	2- 2	2- 2	4- 0				
5- 1	0- 0	0- 0	HOME	1- 1	2- 0	2- 0				
1- 2	0- 0	0- 0	AWAY	0- 0	0- 2	1- 0				
3- 2	0- 1	1- 0	NEUTRAL	1- 1	0- 0	1- 0				
2- 4	0- 3	0- 1	CONFERENCE	1- 0	1- 0	0- 0				
1- 1	0- 1	0- 0	HOME	0- 0	1- 0	0- 0				
1- 3	0- 2	0- 1	AWAY	1- 0	0- 0	0- 0				
0- 0	0- 0	0- 0	NEUTRAL	0- 0	0- 0	0- 0				

RPI 1-25				RPI 26-50				RPI 51-100				RPI 101+			
RPI	S	Opponent	Score	RPI	S	Opponent	Score	RPI	S	Opponent	Score	RPI	S	Opponent	Score
3	A	Louisville	66 73	28	A	Miami (FL)	68 76	58	N	Auburn	81 86	114	A	Ohio St.	69 76
9	A	Syracuse	77 90	46	N	UCLA	83 49	59	N	Rice	71 50	115	H	Wake Forest	84 61
20	N	Kentucky	75 85					62	H	Maine	73 85	131	A	Colorado	74 86
24	H	Florida St.	63 64					75	A	Virginia Tech	81 69	136	H	VCU	59 47
								92	H	Kent St.	73 60	139	H	UNCW	82 55
												152	N	South Fla.	71 69
												191	A	Elon	100 69
												226	H	Howard	85 63
												318	H	UNC Greensboro	83 62

LAST 12 Division I GAMES:															
9	A	Syracuse	77 90	75	A	Virginia Tech	81 69								
24	H	Florida St.	63 64	28	A	Miami (FL)	68 76								
3	A	Louisville	66 73	115	H	Wake Forest	84 61								
226	H	Howard	85 63	318	H	UNC Greensboro	83 62								
58	N	Auburn	81 86	139	H	UNCW	82 55								
59	N	Rice	71 50	62	H	Maine	73 85								

Non-Div I Games:

North Carolina

Average RPI Win:	264	WON-LOST	WINNING	LAST 10	STRENGTH OF	OPP. STRENGTH	TEAM	ADJ.	CONF.	ADJ CONF.
Average RPI Loss:	138	RECORD	PCT. RANK	GAMES	SCHEDULE	OF SCHEDULE	RPI	RPI	RPI	RPI
DIV. I ONLY	7- 13	253	5-5	216	139	213	213	18	18	
DIV. I NON-CONF.	4- 8	241	0- 0	189	87	193	193	17	17	

TOTALS	RPI 1-25	RPI 26-50	W-L RECORDS	RPI 51-100	RPI 101-150	RPI 150+				
7- 13	0- 2	0- 2	OVERALL	0- 2	0- 0	7- 7				
2- 4	0- 0	0- 2	HOME	0- 0	0- 0	2- 2				
3- 9	0- 2	0- 0	AWAY	0- 2	0- 0	3- 5				
2- 0	0- 0	0- 0	NEUTRAL	0- 0	0- 0	2- 0				
4- 8	0- 2	0- 0	NON-CONFERENCE	0- 2	0- 0	4- 4				
0- 1	0- 0	0- 0	HOME	0- 0	0- 0	0- 1				
2- 7	0- 2	0- 0	AWAY	0- 2	0- 0	2- 3				
2- 0	0- 0	0- 0	NEUTRAL	0- 0	0- 0	2- 0				
3- 5	0- 0	0- 2	CONFERENCE	0- 0	0- 0	3- 3				
2- 3	0- 0	0- 2	HOME	0- 0	0- 0	2- 1				
1- 2	0- 0	0- 0	AWAY	0- 0	0- 0	1- 2				
0- 0	0- 0	0- 0	NEUTRAL	0- 0	0- 0	0- 0				

RPI 1-25				RPI 26-50				RPI 51-100				RPI 101+ Team's RPI: 213			
RPI	S	Opponent	Score	RPI	S	Opponent	Score	RPI	S	Opponent	Score	RPI	S	Opponent	Score
9	A	Syracuse	49 85	32	H	South Dakota	50 80	90	A	UNI	60 64	166	A	Denver	66 87
11	A	Iowa St.	35 87	34	H	South Dakota St.	48 66	96	A	Penn St.	68 75	173	A	Rhode Island	63 77
												175	A	Oral Roberts	75 67
												190	A	Illinois St.	55 67
												192	H	Milwaukee	46 64
												196	A	Massachusetts	59 52
												229	H	Western Ill.	80 92
												245	N	San Francisco	100 97
												262	A	Stetson	63 74
												279	N	Western Mich.	62 50
												308	A	Valparaiso	62 56
												309	A	North Dakota St.	57 69
												311	H	Omaha	68 57
												331	H	Purdue Fort Wayne	79 60
LAST 12 Division I GAMES:															
229	H	Western Ill.	80 92	32	H	South Dakota	50 80	279	N	Western Mich.	62 50				
311	H	Omaha	68 57	309	A	North Dakota St.	57 69	262	A	Stetson	63 74				
166	A	Denver	66 87	34	H	South Dakota St.	48 66	11	A	Iowa St.	35 87				
175	A	Oral Roberts	75 67												
331	H	Purdue Fort Wayne	79 60												
245	N	San Francisco	100 97												

Non-Div I Games: Mayville St. 84 50

North Dakota

Average RPI Win:	281	WON-LOST	WINNING	LAST 10	STRENGTH OF	OPP. STRENGTH	TEAM	ADJ.	CONF.	ADJ CONF.
Average RPI Loss:	159	RECORD	PCT. RANK	GAMES	SCHEDULE	OF SCHEDULE	RPI	RPI	RPI	RPI
DIV. I ONLY	5- 14	287	3-7	272	188	309	309	18	18	
DIV. I NON-CONF.	2- 9	297	0- 0	298	188	331	331	17	17	

TOTALS	RPI 1-25	RPI 26-50	W-L RECORDS	RPI 51-100	RPI 101-150	RPI 150+				
5- 14	0- 0	0- 2	OVERALL	0- 2	0- 1	5- 9				
4- 4	0- 0	0- 1	HOME	0- 1	0- 0	4- 2				
1- 8	0- 0	0- 1	AWAY	0- 1	0- 1	1- 5				
0- 2	0- 0	0- 0	NEUTRAL	0- 0	0- 0	0- 2				
2- 9	0- 0	0- 0	NON-CONFERENCE	0- 2	0- 1	2- 6				
1- 3	0- 0	0- 0	HOME	0- 1	0- 0	1- 2				
1- 4	0- 0	0- 0	AWAY	0- 1	0- 1	1- 2				
0- 2	0- 0	0- 0	NEUTRAL	0- 0	0- 0	0- 2				
3- 5	0- 0	0- 2	CONFERENCE	0- 0	0- 0	3- 3				
3- 1	0- 0	0- 1	HOME	0- 0	0- 0	3- 0				
0- 4	0- 0	0- 1	AWAY	0- 0	0- 0	0- 3				
0- 0	0- 0	0- 0	NEUTRAL	0- 0	0- 0	0- 0				

RPI 1-25				RPI 26-50				RPI 51-100				RPI 101+ Team's RPI: 309			
RPI	S	Opponent	Score	RPI	S	Opponent	Score	RPI	S	Opponent	Score	RPI	S	Opponent	Score
				32	H	South Dakota	41 67	73	A	Paci fic	68 75	110	A	Northern Ill.	63 81
				34	A	South Dakota St.	33 86	81	H	Creighton	51 86	166	A	Denver	54 81
												174	A	Wisconsin	53 64
												175	A	Oral Roberts	72 101
												183	N	North Texas	78 92
												192	H	Milwaukee	55 57
												194	H	UMKC	59 69
												213	H	North Dakota	69 57
												229	H	Western Ill.	68 60
												245	N	San Francisco	42 75
												262	A	Stetson	59 60
												308	A	Valparaiso	51 48
												311	A	Omaha	61 78
												324	H	New Hampshire	56 51
												331	H	Purdue Fort Wayne	70 54

LAST 12 Division I GAMES:															
				166	A	Denver	54 81	175	A	Oral Roberts	72 101				
				229	H	Western Ill.	68 60	34	A	South Dakota St.	33 86				
				311	A	Omaha	61 78	213	H	North Dakota	69 57				
				32	H	South Dakota	41 67	245	N	San Francisco	42 75				
				331	H	Purdue Fort Wayne	70 54	308	A	Valparaiso	51 48				
				262	A	Stetson	59 60	192	H	Milwaukee	55 57				

Non-Div I Games: Mayville St. 49 43

North Dakota St.

North Florida

Through Games Of Jan. 26, 2019

Average RPI Win: 319

Average RPI Loss: 172

WON-LOST
RECORDWINNING
PCT. RANKLAST 10
GAMESSTRENGTH OF
SCHEDULEOPP. STRENGTH
OF SCHEDULETEAM
RPIADJ.
RPICONF.
RPIADJ CONF.
RPIDIV. I ONLY
DIV. I NON-CONF.5- 10
3- 6255
2413-7
0- 0292
311293
283298
319298
31925
2725
27

TOTALS

RPI 1-25

RPI 26-50

W-L RECORDS

RPI 51-100

RPI 101-150

RPI 150+

5- 10

0- 1

0- 1

OVERALL

0- 1

0- 1

5- 6

4- 4

0- 0

0- 0

HOME

0- 1

0- 1

4- 2

1- 6

0- 1

0- 1

AWAY

0- 0

0- 0

1- 4

0- 0

0- 0

0- 0

NEUTRAL

0- 0

0- 0

0- 0

3- 6

0- 1

0- 1

NON-CONFERENCE

0- 0

0- 0

3- 4

3- 1

0- 0

0- 0

HOME

0- 0

0- 0

3- 1

0- 5

0- 1

0- 1

AWAY

0- 0

0- 0

0- 3

0- 0

0- 0

0- 0

NEUTRAL

0- 0

0- 0

0- 0

2- 4

0- 0

0- 0

CONFERENCE

0- 1

0- 1

2- 2

1- 3

0- 0

0- 0

HOME

0- 1

0- 1

1- 1

1- 1

0- 0

0- 0

AWAY

0- 0

0- 0

1- 1

0- 0

0- 0

0- 0

NEUTRAL

0- 0

0- 0

0- 0

RPI 1-25

RPI 26-50

RPI 51-100

RPI 101+

Team's RPI: 298

RPI	S	Opponent	Score
24	A	Florida St.	53 74

RPI	S	Opponent	Score
29	A	Indiana	52 75

RPI	S	Opponent	Score
88	H	FGCU	66 105

RPI	S	Opponent	Score
150	H	North Ala.	64 70
203	A	Ole Miss	69 82
212	H	Jacksonville	72 80
215	A	Colorado St.	59 61
231	A	Liberty	53 69
262	H	Stetson	71 57
270	A	Bethune-Cookman	60 76
293	H	Alabama A&M	62 63
322	H	FIU	62 53
329	A	Lipscomb	68 53
334	H	Charleston So.	82 76
347	H	Florida A&M	64 53

LAST 12 Division I GAMES:

88	H	FGCU	66	105	212	H	Jacksonville	72	80
329	A	Lipscomb	68	53	231	A	Liberty	53	69
150	H	North Ala.	64	70	262	H	Stetson	71	57
203	A	Ole Miss	69	82	322	H	FIU	62	53
293	H	Alabama A&M	62	63	215	A	Colorado St.	59	61
270	A	Bethune-Cookman	60	76	334	H	Charleston So.	82	76

Non-Div I Games:

Trinity Baptist

99 40

Warner

67 36

North Florida

Loss,
 Non-Conf,
 S Site,
 H Home
 A Away
 N Neutral

Average RPI Win: 231

Average RPI Loss: 113

WON-LOST
RECORDWINNING
PCT. RANKLAST 10
GAMESSTRENGTH OF
SCHEDULEOPP. STRENGTH
OF SCHEDULETEAM
RPIADJ.
RPICONF.
RPIADJ CONF.
RPIDIV. I ONLY
DIV. I NON-CONF.7- 9
4- 5210
1906-4
0- 0143
196134
125183
227183
22716
1816
18

TOTALS

RPI 1-25

RPI 26-50

W-L RECORDS

RPI 51-100

RPI 101-150

RPI 150+

7- 9 0- 1
4- 3 0- 1
2- 5 0- 0
1- 1 0- 00- 1
0- 0
0- 1
0- 0OVERALL
HOME
AWAY
NEUTRAL1- 3
1- 0
0- 2
0- 11- 1
0- 0
1- 1
0- 05- 3
3- 2
1- 1
1- 04- 5 0- 1
3- 2 0- 1
0- 2 0- 0
1- 1 0- 00- 1
0- 0
0- 1
0- 0NON-CONFERENCE
HOME
AWAY
NEUTRAL1- 1
1- 0
0- 0
0- 10- 0
0- 0
0- 0
0- 03- 2
2- 1
0- 1
1- 03- 4 0- 0
1- 1 0- 0
2- 3 0- 0
0- 0 0- 00- 0
0- 0
0- 0
0- 0CONFERENCE
HOME
AWAY
NEUTRAL0- 2
0- 0
0- 2
0- 01- 1
0- 0
1- 1
0- 02- 1
1- 1
1- 0
0- 0

RPI 1-25

RPI 26-50

RPI 51-100

RPI 101+

Team's RPI: 183

RPI S Opponent Score
19 H Texas 54 64RPI S Opponent Score
42 A Kansas St. 42 60RPI S Opponent Score
59 A Rice 52 64
63 N Wyoming 49 53
70 A Middle Tenn. 46 61
93 H Missouri St. 83 76RPI S Opponent Score
147 A Louisiana Tech 65 54
148 A UAB 60 70
160 H Utah St. 41 57
178 A Southern Miss. 62 48
195 A SMU 66 73
263 H UTSA 54 57
268 H UTEP 70 51
285 H CSU Bakersfield 71 59
309 N North Dakota St. 92 78
338 H Houston Baptist 100 75

LAST 12 Division I GAMES:

263 H UTSA 54 57
268 H UTEP 70 51
178 A Southern Miss. 62 48
147 A Louisiana Tech 65 54
285 H CSU Bakersfield 71 59
160 H Utah St. 41 5770 A Middle Tenn. 46 61
148 A UAB 60 70
59 A Rice 52 64
338 H Houston Baptist 100 75
93 H Missouri St. 83 76
195 A SMU 66 73

Non-Div I Games:

Mid-Amer. Christian 82 35

Xavier (LA)

59 46

Okla. Panhandle

93 52

North Texas

Loss, Non-Conf, S Site, H Home A Away N Neutral

Average RPI Win:	179	WON-LOST	WINNING	LAST 10	STRENGTH OF	OPP. STRENGTH	TEAM	ADJ.	CONF.	ADJ CONF.
Average RPI Loss:	100	RECORD	PCT. RANK	GAMES	SCHEDULE	OF SCHEDULE	RPI	RPI	RPI	RPI
DIV. I ONLY	13- 4	42	6-4	118	150	53	53	10	10	
DIV. I NON-CONF.	10- 1	18	0- 0	178	167	32	32	12	12	

TOTALS	RPI 1-25	RPI 26-50	W-L RECORDS	RPI 51-100	RPI 101-150	RPI 150+				
13- 4	0- 0	0- 1	OVERALL	2- 0	3- 3	8- 0				
9- 1	0- 0	0- 0	HOME	1- 0	2- 1	6- 0				
4- 3	0- 0	0- 1	AWAY	1- 0	1- 2	2- 0				
0- 0	0- 0	0- 0	NEUTRAL	0- 0	0- 0	0- 0				
10- 1	0- 0	0- 0	NON-CONFERENCE	2- 0	2- 1	6- 0				
6- 0	0- 0	0- 0	HOME	1- 0	1- 0	4- 0				
4- 1	0- 0	0- 0	AWAY	1- 0	1- 1	2- 0				
0- 0	0- 0	0- 0	NEUTRAL	0- 0	0- 0	0- 0				
3- 3	0- 0	0- 1	CONFERENCE	0- 0	1- 2	2- 0				
3- 1	0- 0	0- 0	HOME	0- 0	1- 1	2- 0				
0- 2	0- 0	0- 1	AWAY	0- 0	0- 1	0- 0				
0- 0	0- 0	0- 0	NEUTRAL	0- 0	0- 0	0- 0				

RPI 1-25				RPI 26-50				RPI 51-100				RPI 101+			
RPI	S	Opponent	Score	RPI	S	Opponent	Score	RPI	S	Opponent	Score	RPI	S	Opponent	Score
				47	A	James Madison	49 84	62	H	Maine	63 55	103	A	Towson	83 88
								78	A	Providence	65 59	108	A	Dayton	84 79
												123	H	Drexel	59 61
												128	A	Marist	84 90
												133	H	Fordham	58 54
												145	H	William & Mary	88 74
												163	H	Boston U.	81 51
												181	H	Delaware	75 62
												191	H	Elon	79 71
												196	H	Massachusetts	53 52
												209	A	Florida	79 66
												232	H	Air Force	54 41
												302	A	Fairfield	59 50
												324	H	New Hampshire	69 54
LAST 12 Division I GAMES:															
				103	A	Towson	83 88	181	H	Delaware	75 62				
				145	H	William & Mary	88 74	123	H	Drexel	59 61				
				191	H	Elon	79 71	47	A	James Madison	49 84				
				62	H	Maine	63 55	302	A	Fairfield	59 50				
				128	A	Marist	84 90	196	H	Massachusetts	53 52				
				78	A	Providence	65 59	209	A	Florida	79 66				

Non-Div I Games:

Northeastern

Average RPI Win:	235	WON-LOST	WINNING	LAST 10	STRENGTH OF	OPP. STRENGTH	TEAM	ADJ.	CONF.	ADJ CONF.
Average RPI Loss:	143	RECORD	PCT. RANK	GAMES	SCHEDULE	OF SCHEDULE	RPI	RPI	RPI	RPI
DIV. I ONLY	5- 12	273	1-9	202	156	260	260	15	15	
DIV. I NON-CONF.	4- 5	190	0- 1	213	96	191	191	11	11	

TOTALS	RPI 1-25	RPI 26-50	W-L RECORDS	RPI 51-100	RPI 101-150	RPI 150+				
5- 12	0- 0	0- 1	OVERALL	0- 2	2- 4	3- 5				
3- 3	0- 0	0- 1	HOME	0- 1	1- 0	2- 1				
2- 8	0- 0	0- 0	AWAY	0- 1	1- 4	1- 3				
0- 1	0- 0	0- 0	NEUTRAL	0- 0	0- 0	0- 1				
4- 5	0- 0	0- 1	NON-CONFERENCE	0- 1	2- 1	2- 2				
2- 1	0- 0	0- 1	HOME	0- 0	1- 0	1- 0				
2- 3	0- 0	0- 0	AWAY	0- 1	1- 1	1- 1				
0- 1	0- 0	0- 0	NEUTRAL	0- 0	0- 0	0- 1				
1- 7	0- 0	0- 0	CONFERENCE	0- 1	0- 3	1- 3				
1- 2	0- 0	0- 0	HOME	0- 1	0- 0	1- 1				
0- 5	0- 0	0- 0	AWAY	0- 0	0- 3	0- 2				
0- 0	0- 0	0- 0	NEUTRAL	0- 0	0- 0	0- 0				

RPI S Opponent	Score	RPI S Opponent	Score	RPI S Opponent	Score	RPI S Opponent	Score
		44 H New Mexico	55 84	51 A Arizona	47 71	113 A Northern Colo.	53 63
				99 H Idaho St.	69 80	117 A Loyola Marymount	63 62
						121 A Washington	59 81
						127 H Fresno St.	86 73
						141 A Montana	62 78
						143 A Portland St.	55 72
						151 A Montana St.	70 80
						195 N SMU	48 55
						215 A Colorado St.	54 65
						219 H Southern Utah	76 82
						227 A Sacramento St.	61 65
						286 H California Baptist	91 88
						310 H Weber St.	74 64
						337 A Seattle U	65 58
LAST 12 Division I GAMES:							
227 A Sacramento St.	61 65	195 N SMU	48 55				
219 H Southern Utah	76 82	113 A Northern Colo.	53 63				
99 H Idaho St.	69 80	143 A Portland St.	55 72				
310 H Weber St.	74 64	51 A Arizona	47 71				
151 A Montana St.	70 80	44 H New Mexico	55 84				
141 A Montana	62 78	215 A Colorado St.	54 65				

Non-Div I Games:

Northern Ariz.

Average RPI Win:	179	WON-LOST	WINNING	LAST 10	STRENGTH OF	OPP. STRENGTH	TEAM	ADJ.	CONF.	ADJ CONF.
Average RPI Loss:	151	RECORD	PCT. RANK	GAMES	SCHEDULE	OF SCHEDULE	RPI	RPI	RPI	RPI
DIV. I ONLY	13- 6	74	8-2	219	90	113	113	15	15	
DIV. I NON-CONF.	5- 4	139	0- 0	197	31	101	101	11	11	

TOTALS	RPI 1-25	RPI 26-50	W-L RECORDS	RPI 51-100	RPI 101-150	RPI 150+				
13- 6	0- 1	0- 0	OVERALL	1- 1	4- 1	8- 3				
7- 2	0- 0	0- 0	HOME	1- 0	2- 0	4- 2				
6- 4	0- 1	0- 0	AWAY	0- 1	2- 1	4- 1				
0- 0	0- 0	0- 0	NEUTRAL	0- 0	0- 0	0- 0				
5- 4	0- 1	0- 0	NON-CONFERENCE	0- 1	1- 1	4- 1				
3- 0	0- 0	0- 0	HOME	0- 0	1- 0	2- 0				
2- 4	0- 1	0- 0	AWAY	0- 1	0- 1	2- 1				
0- 0	0- 0	0- 0	NEUTRAL	0- 0	0- 0	0- 0				
8- 2	0- 0	0- 0	CONFERENCE	1- 0	3- 0	4- 2				
4- 2	0- 0	0- 0	HOME	1- 0	1- 0	2- 2				
4- 0	0- 0	0- 0	AWAY	0- 0	2- 0	2- 0				
0- 0	0- 0	0- 0	NEUTRAL	0- 0	0- 0	0- 0				

RPI 1-25				RPI 26-50				RPI 51-100				RPI 101+ Team's RPI: 113			
RPI	S	Opponent	Score	RPI	S	Opponent	Score	RPI	S	Opponent	Score	RPI	S	Opponent	Score
24	A	BYU	50 70					55	A	LSU	57 62	105	A	Idaho	86 72
								99	H	Idaho St.	60 56	120	H	Chattanooga	68 65
												131	A	Colorado	69 77
												141	A	Montana	73 62
												143	H	Portland St.	79 63
												151	H	Montana St.	66 79
												166	H	Denver	74 66
												188	A	Eastern Wash.	67 62
												195	H	SMU	58 57
												215	A	Colorado St.	53 47
												219	A	Southern Utah	71 44
												227	H	Sacramento St.	82 69
												232	A	Air Force	57 69
												245	A	San Francisco	68 63
												260	H	Northern Ariz.	63 53
												310	H	Weber St.	54 55

LAST 12 Division I GAMES:															
310	H	Weber St.	54 55	260	H	Northern Ariz.	63 53								
151	H	Montana St.	66 79	219	A	Southern Utah	71 44								
141	A	Montana	73 62	99	H	Idaho St.	60 56								
188	A	Eastern Wash.	67 62	227	H	Sacramento St.	82 69								
105	A	Idaho	86 72	24	A	BYU	50 70								
143	H	Portland St.	79 63	120	H	Chattanooga	68 65								

Non-Div I Games:

Northern Colo.

Average RPI Win:	287	WON-LOST	WINNING	LAST 10	STRENGTH OF	OPP. STRENGTH	TEAM	ADJ.	CONF.	ADJ CONF.
Average RPI Loss:	144	RECORD	PCT. RANK	GAMES	SCHEDULE	OF SCHEDULE	RPI	RPI	RPI	RPI
DIV. I ONLY	3- 14	318	3-7	154	220	288	288	21	21	
DIV. I NON-CONF.	0- 9	336	0- 0	103	189	310	310	19	19	

TOTALS	RPI 1-25	RPI 26-50	W-L RECORDS	RPI 51-100	RPI 101-150	RPI 150+				
3- 14	0- 1	0- 0	OVERALL	0- 5	0- 2	3- 6				
2- 4	0- 0	0- 0	HOME	0- 3	0- 0	2- 1				
1- 7	0- 1	0- 0	AWAY	0- 2	0- 2	1- 2				
0- 3	0- 0	0- 0	NEUTRAL	0- 0	0- 0	0- 3				
0- 9	0- 1	0- 0	NON-CONFERENCE	0- 3	0- 0	0- 5				
0- 2	0- 0	0- 0	HOME	0- 1	0- 0	0- 1				
0- 4	0- 1	0- 0	AWAY	0- 2	0- 0	0- 1				
0- 3	0- 0	0- 0	NEUTRAL	0- 0	0- 0	0- 3				
3- 5	0- 0	0- 0	CONFERENCE	0- 2	0- 2	3- 1				
2- 2	0- 0	0- 0	HOME	0- 2	0- 0	2- 0				
1- 3	0- 0	0- 0	AWAY	0- 0	0- 2	1- 1				
0- 0	0- 0	0- 0	NEUTRAL	0- 0	0- 0	0- 0				

RPI 1-25				RPI 26-50				RPI 51-100				RPI 101+				Team's RPI: 288
RPI	S	Opponent	Score	RPI	S	Opponent	Score	RPI	S	Opponent	Score	RPI	S	Opponent	Score	
3	A	Louisville	59 92					74	H	Belmont	53 71	116	A	Youngstown St.	66 77	
								78	A	Providence	43 48	125	A	IUPUI	48 70	
								80	H	Green Bay	61 81	156	N	Pepperdine	46 51	
								85	H	Wright St.	55 61	158	N	Akron	60 77	
								92	A	Kent St.	61 62	190	H	Illinois St.	53 58	
												192	H	Milwaukee	55 54	
												265	A	Cleveland St.	47 76	
												289	N	La Salle	56 74	
												307	A	Austin Peay	48 52	
												333	A	UIC	67 49	
												335	H	Detroit Mercy	68 56	

LAST 12 Division I GAMES:																
				85	H	Wright St.	55 61	335	H	Detroit Mercy	68 56					
				80	H	Green Bay	61 81	116	A	Youngstown St.	66 77					
				192	H	Milwaukee	55 54	265	A	Cleveland St.	47 76					
				125	A	IUPUI	48 70	78	A	Providence	43 48					
				333	A	UIC	67 49	289	N	La Salle	56 74					
				156	N	Pepperdine	46 51	3	A	Louisville	59 92					

Non-Div I Games: Alderson Broaddus 73 32

Northern Ky.

Average RPI Win:	159	WON-LOST	WINNING	LAST 10	STRENGTH OF	OPP. STRENGTH	TEAM	ADJ.	CONF.	ADJ CONF.
Average RPI Loss:	48	RECORD	PCT. RANK	GAMES	SCHEDULE	OF SCHEDULE	RPI	RPI	RPI	RPI
DIV. I ONLY	12- 7	105	6-4	70	29	68	68	4	4	
DIV. I NON-CONF.	7- 4	109	0- 1	181	45	124	124	5	5	

TOTALS	RPI 1-25	RPI 26-50	W-L RECORDS	RPI 51-100	RPI 101-150	RPI 150+				
12- 7	0- 2	2- 2	OVERALL	3- 2	1- 1	6- 0				
7- 3	0- 1	1- 1	HOME	1- 0	1- 1	4- 0				
4- 3	0- 1	1- 1	AWAY	2- 1	0- 0	1- 0				
1- 1	0- 0	0- 0	NEUTRAL	0- 1	0- 0	1- 0				
7- 4	0- 1	0- 1	NON-CONFERENCE	2- 1	1- 1	4- 0				
4- 2	0- 1	0- 0	HOME	1- 0	1- 1	2- 0				
2- 1	0- 0	0- 1	AWAY	1- 0	0- 0	1- 0				
1- 1	0- 0	0- 0	NEUTRAL	0- 1	0- 0	1- 0				
5- 3	0- 1	2- 1	CONFERENCE	1- 1	0- 0	2- 0				
3- 1	0- 0	1- 1	HOME	0- 0	0- 0	2- 0				
2- 2	0- 1	1- 0	AWAY	1- 1	0- 0	0- 0				
0- 0	0- 0	0- 0	NEUTRAL	0- 0	0- 0	0- 0				

RPI 1-25				RPI 26-50				RPI 51-100				RPI 101+			
RPI	S	Opponent	Score	RPI	S	Opponent	Score	RPI	S	Opponent	Score	RPI	S	Opponent	Score
12	H	Marquette	57 76	26	H	Purdue	54 57	52	H	Duke	84 58	111	H	Pittsburgh	49 52
16	A	Rutgers	41 45	27	H	Michigan St.	70 62	61	A	Michigan	78 79	135	H	UT Martin	90 64
				29	A	Indiana	75 69	72	N	Kansas	57 66	171	H	Illinois	68 45
				36	A	DePaul	60 76	80	A	Green Bay	57 55	174	H	Wisconsin	72 46
								89	A	Nebraska	58 54	209	A	Florida	83 74
												259	N	Wichita St.	65 43
												333	H	UIC	87 44
												344	H	Chicago St.	97 35

Team's RPI: 68															
LAST 12 Division I GAMES:															
				29	A	Indiana	75 69	72	N	Kansas	57 66				
				26	H	Purdue	54 57	89	A	Nebraska	58 54				
				61	A	Michigan	78 79	174	H	Wisconsin	72 46				
				27	H	Michigan St.	70 62	259	N	Wichita St.	65 43				
				171	H	Illinois	68 45	344	H	Chicago St.	97 35				
				16	A	Rutgers	41 45	12	H	Marquette	57 76				

Non-Div I Games:

Northwestern

Average RPI Win: 311
Average RPI Loss: 158

WON-LOST
RECORD

WINNING
PCT. RANK

LAST 10
GAMES

STRENGTH OF
SCHEDULE

OPP. STRENGTH
OF SCHEDULE

TEAM
RPI

ADJ.
RPI

CONF.
RPI

ADJ CONF.
RPI

DIV. I ONLY	3- 11	307	3-7	231	259	313	313	26	26
DIV. I NON-CONF.	1- 6	318	0- 0	256	111	327	327	23	23
<hr/>									
TOTALS	RPI 1-25	RPI 26-50	W-L RECORDS	RPI 51-100	RPI 101-150	RPI 150+			
3- 11	0- 1	0- 1	OVERALL	0- 1	0- 2	3- 6			
3- 2	0- 0	0- 0	HOME	0- 0	0- 0	3- 2			
0- 9	0- 1	0- 1	AWAY	0- 1	0- 2	0- 4			
0- 0	0- 0	0- 0	NEUTRAL	0- 0	0- 0	0- 0			
1- 6	0- 1	0- 1	NON-CONFERENCE	0- 0	0- 2	1- 2			
1- 1	0- 0	0- 0	HOME	0- 0	0- 0	1- 1			
0- 5	0- 1	0- 1	AWAY	0- 0	0- 2	0- 1			
0- 0	0- 0	0- 0	NEUTRAL	0- 0	0- 0	0- 0			
2- 5	0- 0	0- 0	CONFERENCE	0- 1	0- 0	2- 4			
2- 1	0- 0	0- 0	HOME	0- 0	0- 0	2- 1			
0- 4	0- 0	0- 0	AWAY	0- 1	0- 0	0- 3			
0- 0	0- 0	0- 0	NEUTRAL	0- 0	0- 0	0- 0			

RPI 1-25				RPI 26-50				RPI 51-100				RPI 101+ Team's RPI: 313			
RPI	S	Opponent	Score	RPI	S	Opponent	Score	RPI	S	Opponent	Score	RPI	S	Opponent	Score
19	A	Texas	66 104	50	A	Arkansas	53 98	66	A	SFA	56 84	118	A	Al abama	73 87
												140	A	Okl ahoma	56 93
												176	H	Abilene Christi an	63 72
												178	A	Southern Miss.	54 69
												201	A	Ni choll s St.	86 97
												220	A	Sam Houston St.	55 66
												264	H	Southeastern La.	58 47
												275	A	A&M-Corpus Christi	55 79
												295	H	La. -Monroe	55 63
												320	H	McNeese	82 63
												350	H	Al corn	78 65
<hr/>															
LAST 12 Division I GAMES:															
66	A	SFA	56 84	264	H	Southeastern La.	58 47								
275	A	A&M-Corpus Christi	55 79	220	A	Sam Houston St.	55 66								
320	H	McNeese	82 63	176	H	Abilene Christian	63 72								
201	A	Ni choll s St.	86 97	295	H	La. -Monroe	55 63								
19	A	Texas	66 104	178	A	Southern Mi ss.	54 69								
118	A	Al abama	73 87	350	H	Al corn	78 65								

Non-Div I Games: Loyola (LA) 71 66 Central Baptist 82 56 LeTourneau 100 40 Centenary (LA) 94 51 Northwestern St.

Average RPI	Win:	70	WON-LOST	WINNING	LAST 10	STRENGTH OF	OPP. STRENGTH	TEAM	ADJ.	CONF.	ADJ CONF.
Average RPI	Loss:	8	RECORD	PCT. RANK	GAMES	SCHEDULE	OF SCHEDULE	RPI	RPI	RPI	RPI
DIV. I ONLY		19- 1		2	10-0	1	6	1	1	1	1
DIV. I NON-CONF.		13- 1		9	1- 0	1	10	1	1	1	1

TOTALS	RPI 1-25		RPI 26-50		W-L RECORDS	RPI 51-100		RPI 101-150		RPI 150+	
19- 1	5- 1		3- 0		OVERALL	6- 0		4- 0		1- 0	
10- 1	2- 1		0- 0		HOME	3- 0		4- 0		1- 0	
6- 0	1- 0		2- 0		AWAY	3- 0		0- 0		0- 0	
3- 0	2- 0		1- 0		NEUTRAL	0- 0		0- 0		0- 0	
13- 1	4- 1		2- 0		NON-CONFERENCE	4- 0		2- 0		1- 0	
6- 1	1- 1		0- 0		HOME	2- 0		2- 0		1- 0	
4- 0	1- 0		1- 0		AWAY	2- 0		0- 0		0- 0	
3- 0	2- 0		1- 0		NEUTRAL	0- 0		0- 0		0- 0	
6- 0	1- 0		1- 0		CONFERENCE	2- 0		2- 0		0- 0	
4- 0	1- 0		0- 0		HOME	1- 0		2- 0		0- 0	
2- 0	0- 0		1- 0		AWAY	1- 0		0- 0		0- 0	
0- 0	0- 0		0- 0		NEUTRAL	0- 0		0- 0		0- 0	

RPI	S	Opponent	Score	RPI	S	Opponent	Score	RPI	S	Opponent	Score	RPI	S	Opponent	Score
3	H	Louisville	82 68	35	A	Georgia Tech	76 55	56	A	Tennessee	77 62	111	H	Pittsburgh	100 44
8	H	UConn	71 89	36	A	DePaul	101 77	60	H	Harvard	103 58	115	H	Wake Forest	78 48
10	H	Iowa	105 71	41	N	Oregon St.	91 81	75	A	Virginia Tech	80 51	122	H	Western Ky.	94 53
12	A	Marquette	87 63					77	H	Boston College	92 63	128	H	Lehigh	95 68
13	N	Drake	82 64					84	A	Tolledo	72 56	248	H	Binghamton	103 53
14	N	Gonzaga	81 65					94	H	Penn	75 55				

LAST 12 Division I GAMES:															
77	H	Boston College	92 63	41	N	Oregon St.	91 81	13	N	Drake	82 64	56	A	Tennessee	77 62
75	A	Virginia Tech	80 51					128	H	Lehigh	95 68	12	A	Marquette	87 63
115	H	Wake Forest	78 48												
3	H	Louisville	82 68												
35	A	Georgia Tech	76 55												
111	H	Pittsburgh	100 44												

Non-Div I Games:

Notre Dame

Average RPI Win:	308	WON-LOST	WINNING	LAST 10	STRENGTH OF	OPP. STRENGTH	TEAM	ADJ.	CONF.	ADJ CONF.
Average RPI Loss:	129	RECORD	PCT. RANK	GAMES	SCHEDULE	OF SCHEDULE	RPI	RPI	RPI	RPI
DIV. I ONLY	2- 15	333	2-8	107	189	290	290	21	21	
DIV. I NON-CONF.	1- 8	322	0- 0	23	127	237	237	19	19	

TOTALS	RPI 1-25	RPI 26-50	W-L RECORDS	RPI 51-100	RPI 101-150	RPI 150+				
2- 15	0- 1	0- 2	OVERALL	0- 4	0- 2	2- 6				
2- 7	0- 0	0- 2	HOME	0- 2	0- 1	2- 2				
0- 7	0- 1	0- 0	AWAY	0- 2	0- 1	0- 3				
0- 1	0- 0	0- 0	NEUTRAL	0- 0	0- 0	0- 1				
1- 8	0- 1	0- 2	NON-CONFERENCE	0- 2	0- 0	1- 3				
1- 3	0- 0	0- 2	HOME	0- 1	0- 0	1- 0				
0- 4	0- 1	0- 0	AWAY	0- 1	0- 0	0- 2				
0- 1	0- 0	0- 0	NEUTRAL	0- 0	0- 0	0- 1				
1- 7	0- 0	0- 0	CONFERENCE	0- 2	0- 2	1- 3				
1- 4	0- 0	0- 0	HOME	0- 1	0- 1	1- 2				
0- 3	0- 0	0- 0	AWAY	0- 1	0- 1	0- 1				
0- 0	0- 0	0- 0	NEUTRAL	0- 0	0- 0	0- 0				

RPI 1-25				RPI 26-50				RPI 51-100				RPI 101+				Team's RPI: 290
RPI	S	Opponent	Score	RPI	S	Opponent	Score	RPI	S	Opponent	Score	RPI	S	Opponent	Score	
22	A	Central Mich.	61 104	27	H	Michigan St.	58 102	61	H	Michigan	59 85	116	H	Youngstown St.	55 69	
				29	H	Indiana	32 59	80	H	Green Bay	53 77	125	A	IUPUI	53 82	
								85	A	Wright St.	58 69	155	A	Bradley	64 73	
								92	A	Kent St.	65 75	158	N	Akron	65 85	
												190	A	Illinois St.	56 62	
												192	H	Milwaukee	52 79	
												265	H	Cleveland St.	62 64	
												280	H	Canisius	71 60	
												333	A	UIC	65 69	
												335	H	Detroit Mercy	74 67	
LAST 12 Division I GAMES:																
125	A	IUPUI	53 82	85	A	Wright St.	58 69									
333	A	UIC	65 69	80	H	Green Bay	53 77									
335	H	Detroit Mercy	74 67	192	H	Milwaukee	52 79									
116	H	Youngstown St.	55 69	27	H	Michigan St.	58 102									
265	H	Cleveland St.	62 64	155	A	Bradley	64 73									
61	H	Michigan	59 85	190	A	Illinois St.	56 62									

Non-Div I Games: Grace Bible (MI) 94 48 Rochester College 64 46

Oakland

Average RPI Win:	171	WON-LOST	WINNING	LAST 10	STRENGTH OF	OPP. STRENGTH	TEAM	ADJ.	CONF.	ADJ CONF.
Average RPI Loss:	22	RECORD	PCT. RANK	GAMES	SCHEDULE	OF SCHEDULE	RPI	RPI	RPI	RPI
DIV. I ONLY	17- 1	5	9-1	190	72	33	33	8	8	
DIV. I NON-CONF.	11- 0	1	0- 0	280	89	39	39	8	8	

TOTALS	RPI 1-25	RPI 26-50	W-L RECORDS	RPI 51-100	RPI 101-150	RPI 150+				
17- 1	0- 1	2- 0	OVERALL	2- 0	4- 0	9- 0				
8- 1	0- 1	1- 0	HOME	1- 0	1- 0	5- 0				
7- 0	0- 0	1- 0	AWAY	0- 0	3- 0	3- 0				
2- 0	0- 0	0- 0	NEUTRAL	1- 0	0- 0	1- 0				
11- 0	0- 0	1- 0	NON-CONFERENCE	1- 0	3- 0	6- 0				
6- 0	0- 0	1- 0	HOME	0- 0	1- 0	4- 0				
3- 0	0- 0	0- 0	AWAY	0- 0	2- 0	1- 0				
2- 0	0- 0	0- 0	NEUTRAL	1- 0	0- 0	1- 0				
6- 1	0- 1	1- 0	CONFERENCE	1- 0	1- 0	3- 0				
2- 1	0- 1	0- 0	HOME	1- 0	0- 0	1- 0				
4- 0	0- 0	1- 0	AWAY	0- 0	1- 0	2- 0				
0- 0	0- 0	0- 0	NEUTRAL	0- 0	0- 0	0- 0				

RPI 1-25				RPI 26-50				Team's RPI: 33				RPI 51-100				RPI 101+			
RPI	S	Opponent	Score	RPI	S	Opponent	Score	RPI	S	Opponent	Score	RPI	S	Opponent	Score	RPI	S	Opponent	Score
22	H	Central Mich.	70 88	26	H	Purdue	80 73	69	N	Lamar University	87 62	106	A	American	77 67				
				30	A	Buffalo	74 71	92	H	Kent St.	83 81	110	A	Northern Ill.	69 53				
												125	A	IUPUI	73 66				
												139	H	UNCW	95 72				
												177	H	Eastern Mich.	85 44				
												189	A	Ball St.	90 75				
												214	N	St. Bonaventure	70 53				
												228	A	Bowling Green	82 79				
												248	H	Binghamton	86 49				
												265	H	Cleveland St.	72 54				
												271	A	Richmond	109 58				
												304	H	Coppin St.	87 62				
												314	H	Eastern Ky.	100 60				
LAST 12 Division I GAMES:																			
				92	H	Kent St.	83 81	228	A	Bowling Green	82 79								
				189	A	Ball St.	90 75	110	A	Northern Ill.	69 53								
				22	H	Central Mich.	70 88	177	H	Eastern Mich.	85 44								
				30	A	Buffalo	74 71	125	A	IUPUI	73 66								
				106	A	American	77 67	304	H	Coppin St.	87 62								
				271	A	Richmond	109 58	26	H	Purdue	80 73								

Non-Div I Games:

Ohio

Average RPI	Win:	120	WON-LOST	WINNING	LAST 10	STRENGTH OF	OPP. STRENGTH	TEAM	ADJ.	CONF.	ADJ CONF.
Average RPI	Loss:	62	RECORD	PCT. RANK	GAMES	SCHEDULE	OF SCHEDULE	RPI	RPI	RPI	RPI
DIV. I ONLY		7- 10		226	3-7	19	17	114	114	4	4
DIV. I NON-CONF.		4- 5		190	0- 0	94	29	178	178	5	5

TOTALS	RPI 1-25		RPI 26-50		W-L RECORDS	RPI 51-100		RPI 101-150		RPI 150+	
7- 10	0- 3		3- 2		OVERALL	2- 3		0- 1		2- 1	
6- 3	0- 1		3- 0		HOME	1- 1		0- 0		2- 1	
1- 5	0- 2		0- 1		AWAY	1- 1		0- 1		0- 0	
0- 2	0- 0		0- 1		NEUTRAL	0- 1		0- 0		0- 0	
4- 5	0- 1		1- 1		NON-CONFERENCE	1- 1		0- 1		2- 1	
4- 1	0- 0		1- 0		HOME	1- 0		0- 0		2- 1	
0- 2	0- 1		0- 0		AWAY	0- 0		0- 1		0- 0	
0- 2	0- 0		0- 1		NEUTRAL	0- 1		0- 0		0- 0	
3- 5	0- 2		2- 1		CONFERENCE	1- 2		0- 0		0- 0	
2- 2	0- 1		2- 0		HOME	0- 1		0- 0		0- 0	
1- 3	0- 1		0- 1		AWAY	1- 1		0- 0		0- 0	
0- 0	0- 0		0- 0		NEUTRAL	0- 0		0- 0		0- 0	

RPI 1-25				RPI 26-50				RPI 51-100				RPI 101+ Team's RPI: 114			
RPI	S	Opponent	Score	RPI	S	Opponent	Score	RPI	S	Opponent	Score	RPI	S	Opponent	Score
8	A	UConn	53 85	26	A	Purdue	42 60	61	A	Michigan	58 62	121	A	Washington	59 69
23	A	Maryland	69 75	27	H	Michigan St.	65 55	75	N	Virginia Tech	73 81	152	H	South Fla.	47 71
23	H	Maryland	57 70	29	H	Indiana	55 50	89	H	Nebraska	69 78	209	H	Florida	46 41
				38	N	Butler	53 66	96	A	Penn St.	76 71	335	H	Detroit Mercy	55 41
				43	H	North Carolina	76 69	98	H	Cincinnati	69 56				

LAST 12 Division I GAMES:															
27	H	Michigan St.	65 55	23	H	Maryland	57 70	61	A	Michigan	58 62				
29	H	Indiana	55 50	96	A	Penn St.	76 71	38	N	Butler	53 66				
23	A	Maryland	69 75	209	H	Florida	46 41	98	H	Cincinnati	69 56				
89	H	Nebraska	69 78	121	A	Washington	59 69								
26	A	Purdue	42 60												
75	N	Virginia Tech	73 81												

Non-Div I Games:

Ohio St.

Average RPI	Win:	218	WON-LOST	WINNING	LAST 10	STRENGTH OF	OPP. STRENGTH	TEAM	ADJ.	CONF.	ADJ CONF.
Average RPI	Loss:	59	RECORD	PCT. RANK	GAMES	SCHEDULE	OF SCHEDULE	RPI	RPI	RPI	RPI
DIV. I ONLY		5- 12		273	3-7	12	67	140	140	3	3
DIV. I NON-CONF.		4- 7		228	0- 1	26	130	150	150	3	3

TOTALS	RPI 1-25		RPI 26-50		W-L RECORDS	RPI 51-100		RPI 101-150		RPI 150+	
5- 12	0- 3		0- 4		OVERALL	0- 3		1- 1		4- 1	
4- 3	0- 1		0- 1		HOME	0- 1		1- 0		3- 0	
1- 7	0- 2		0- 2		AWAY	0- 2		0- 0		1- 1	
0- 2	0- 0		0- 1		NEUTRAL	0- 0		0- 1		0- 0	
4- 7	0- 1		0- 3		NON-CONFERENCE	0- 1		1- 1		3- 1	
3- 2	0- 1		0- 1		HOME	0- 0		1- 0		2- 0	
1- 3	0- 0		0- 1		AWAY	0- 1		0- 0		1- 1	
0- 2	0- 0		0- 1		NEUTRAL	0- 0		0- 1		0- 0	
1- 5	0- 2		0- 1		CONFERENCE	0- 2		0- 0		1- 0	
1- 1	0- 0		0- 0		HOME	0- 1		0- 0		1- 0	
0- 4	0- 2		0- 1		AWAY	0- 1		0- 0		0- 0	
0- 0	0- 0		0- 0		NEUTRAL	0- 0		0- 0		0- 0	

RPI	S	Opponent	Score	RPI	S	Opponent	Score	RPI	S	Opponent	Score	RPI	S	Opponent	Score	Team's RPI: 140
8	H	UConn	63 72	36	H	DePaul	76 87	58	A	Auburn	79 95	122	H	Western Ky.	90 83	
11	A	Iowa St.	78 104	40	N	Clemson	62 74	65	A	TCU	71 86	148	N	UAB	84 89	
19	A	Texas	63 73	42	A	Kansas St.	56 86	79	H	West Virginia	55 66	152	A	South Fla.	70 87	
				44	A	New Mexico	80 84					161	H	Texas Tech	66 61	
												195	A	SMU	77 61	
												301	H	Central Ark.	65 52	
												313	H	Northwestern St.	93 56	

LAST 12 Division I GAMES:																
79	H	West Virginia	55 66	40	N	Clemson	62 74									
19	A	Texas	63 73	65	A	TCU	71 86									
42	A	Kansas St.	56 86	11	A	Iowa St.	78 104									
161	H	Texas Tech	66 61	36	H	DePaul	76 87									
195	A	SMU	77 61	301	H	Central Ark.	65 52									
8	H	UConn	63 72	58	A	Auburn	79 95									

Non-Div I Games:

Okla homa

Average RPI Win:	186	WON-LOST	WINNING	LAST 10	STRENGTH OF	OPP. STRENGTH	TEAM	ADJ.	CONF.	ADJ CONF.
Average RPI Loss:	42	RECORD	PCT. RANK	GAMES	SCHEDULE	OF SCHEDULE	RPI	RPI	RPI	RPI
DIV. I ONLY	12- 6	84	5-5	113	57	87	87	3	3	
DIV. I NON-CONF.	9- 2	43	0- 0	295	105	120	120	3	3	

TOTALS	RPI 1-25	RPI 26-50	W-L RECORDS	RPI 51-100	RPI 101-150	RPI 150+				
12- 6	0- 2	0- 2	OVERALL	2- 2	0- 0	10- 0				
10- 2	0- 1	0- 0	HOME	1- 1	0- 0	9- 0				
2- 4	0- 1	0- 2	AWAY	1- 1	0- 0	1- 0				
0- 0	0- 0	0- 0	NEUTRAL	0- 0	0- 0	0- 0				
9- 2	0- 0	0- 1	NON-CONFERENCE	0- 1	0- 0	9- 0				
8- 1	0- 0	0- 0	HOME	0- 1	0- 0	8- 0				
1- 1	0- 0	0- 1	AWAY	0- 0	0- 0	1- 0				
0- 0	0- 0	0- 0	NEUTRAL	0- 0	0- 0	0- 0				
3- 4	0- 2	0- 1	CONFERENCE	2- 1	0- 0	1- 0				
2- 1	0- 1	0- 0	HOME	1- 0	0- 0	1- 0				
1- 3	0- 1	0- 1	AWAY	1- 1	0- 0	0- 0				
0- 0	0- 0	0- 0	NEUTRAL	0- 0	0- 0	0- 0				

RPI 1-25				RPI 26-50				RPI 51-100				Team's RPI: 87	RPI 101+			
RPI	S	Opponent	Score	RPI	S	Opponent	Score	RPI	S	Opponent	Score		RPI	S	Opponent	Score
11	H	Iowa St.	71 84	42	A	Kansas St.	48 59	56	H	Tennessee	63 76		161	H	Texas Tech	65 57
19	A	Texas	51 60	46	A	UCLA	59 71	65	H	TCU	75 71		175	H	Oral Roberts	89 69
								72	A	Kansas	72 62		179	H	Texas St.	66 55
								79	A	West Virginia	58 67		180	H	Grambling	86 40
													184	H	UC Riverside	76 51
													185	H	Arkansas St.	62 60
													200	H	Prairie View	70 50
													236	H	Samford	82 62
													259	A	Wichita St.	60 47
													338	H	Houston Baptist	77 44

LAST 12 Division I GAMES:																
161	H	Texas Tech	65 57	11	H	Iowa St.	71 84	42	A	Kansas St.	48 59		72	A	Kansas	72 62
79	A	West Virginia	58 67	46	A	UCLA	59 71	56	H	Tennessee	63 76		338	H	Houston Baptist	77 44
65	H	TCU	75 71													
19	A	Texas	51 60													
180	H	Grambling	86 40													
175	H	Oral Roberts	89 69													

Non-Div I Games:

Oklahoma St.

Average RPI Win:	208	WON-LOST	WINNING	LAST 10	STRENGTH OF	OPP. STRENGTH	TEAM	ADJ.	CONF.	ADJ CONF.
Average RPI Loss:	101	RECORD	PCT. RANK	GAMES	SCHEDULE	OF SCHEDULE	RPI	RPI	RPI	RPI
DIV. I ONLY	15- 5	47	7-3	155	143	67	67	16	16	
DIV. I NON-CONF.	9- 3	61	0- 1	32	197	30	30	18	18	

TOTALS	RPI 1-25	RPI 26-50	W-L RECORDS	RPI 51-100	RPI 101-150	RPI 150+				
15- 5	0- 1	0- 1	OVERALL	1- 1	5- 1	9- 1				
8- 1	0- 0	0- 0	HOME	0- 1	2- 0	6- 0				
5- 3	0- 1	0- 0	AWAY	1- 0	2- 1	2- 1				
2- 1	0- 0	0- 1	NEUTRAL	0- 0	1- 0	1- 0				
9- 3	0- 1	0- 1	NON-CONFERENCE	1- 1	4- 0	4- 0				
4- 1	0- 0	0- 0	HOME	0- 1	2- 0	2- 0				
3- 1	0- 1	0- 0	AWAY	1- 0	1- 0	1- 0				
2- 1	0- 0	0- 1	NEUTRAL	0- 0	1- 0	1- 0				
6- 2	0- 0	0- 0	CONFERENCE	0- 0	1- 1	5- 1				
4- 0	0- 0	0- 0	HOME	0- 0	0- 0	4- 0				
2- 2	0- 0	0- 0	AWAY	0- 0	1- 1	1- 1				
0- 0	0- 0	0- 0	NEUTRAL	0- 0	0- 0	0- 0				

RPI	S	Opponent	Score	RPI	S	Opponent	Score	RPI	S	Opponent	Score	RPI	S	Opponent	Score
6	A	NC State	56 85	48	N	Saint Mary's (CA)	65 83	82	H	Virginia	67 73	119	A	Tulane	56 48
								98	A	Cincinnati	76 72	122	A	Western Ky.	60 75
												124	N	Tennessee Tech	80 73
												136	H	VCU	60 57
												145	H	William & Mary	83 69
												147	A	Louisiana Tech	70 59
												178	A	Southern Miss.	53 50
												212	N	Jacksonville	78 76
												249	A	Marshall	48 57
												251	A	Campbell	83 59
												263	H	UTSA	72 47
												268	H	UTEP	78 59
												273	H	Norfolk St.	69 53
												282	H	Fla. Atlantic	87 53
												304	H	Coppin St.	81 51
												322	H	FIU	95 68
LAST 12 Division I GAMES:															
178	A	Southern Miss.	53 50	48	N	Saint Mary's (CA)	65 83	263	H	UTSA	72 47				
147	A	Louisiana Tech	70 59	268	H	UTEP	78 59	304	H	Coppin St.	81 51				
322	H	FIU	95 68	119	A	Tulane	56 48	136	H	VCU	60 57				
282	H	Fla. Atlantic	87 53												
122	A	Western Ky.	60 75												
249	A	Marshall	48 57												

Non-Div I Games:

Old Dominion

Average RPI Win:	235	WON-LOST	WINNING	LAST 10	STRENGTH OF	OPP. STRENGTH	TEAM	ADJ.	CONF.	ADJ CONF.
Average RPI Loss:	91	RECORD	PCT. RANK	GAMES	SCHEDULE	OF SCHEDULE	RPI	RPI	RPI	RPI
DIV. I ONLY	8- 12	231	4-6	110	110	203	203	6	6	
DIV. I NON-CONF.	6- 8	199	0- 0	144	223	248	248	6	6	

TOTALS	RPI 1-25	RPI 26-50	W-L RECORDS	RPI 51-100	RPI 101-150	RPI 150+				
8- 12	1- 1	0- 3	OVERALL	0- 2	0- 4	7- 2				
7- 6	0- 0	0- 1	HOME	0- 2	0- 2	7- 1				
1- 3	1- 0	0- 1	AWAY	0- 0	0- 1	0- 1				
0- 3	0- 1	0- 1	NEUTRAL	0- 0	0- 1	0- 0				
6- 8	0- 1	0- 1	NON-CONFERENCE	0- 1	0- 4	6- 1				
6- 4	0- 0	0- 0	HOME	0- 1	0- 2	6- 1				
0- 1	0- 0	0- 0	AWAY	0- 0	0- 1	0- 0				
0- 3	0- 1	0- 1	NEUTRAL	0- 0	0- 1	0- 0				
2- 4	1- 0	0- 2	CONFERENCE	0- 1	0- 0	1- 1				
1- 2	0- 0	0- 1	HOME	0- 1	0- 0	1- 0				
1- 2	1- 0	0- 1	AWAY	0- 0	0- 0	0- 1				
0- 0	0- 0	0- 0	NEUTRAL	0- 0	0- 0	0- 0				

RPI 1-25				RPI 26-50				RPI 51-100				RPI 101+ Team's RPI: 203			
RPI	S	Opponent	Score	RPI	S	Opponent	Score	RPI	S	Opponent	Score	RPI	S	Opponent	Score
8	N	UConn	50 90	26	N	Purdue	59 70	55	H	LSU	41 55	101	H	Troy	54 71
20	A	Kentucky	55 49	39	A	Missouri	55 78	65	H	TCU	50 55	107	N	St. John's (NY)	59 64
				50	H	Arkansas	55 85					125	H	IUPUI	58 66
												147	A	Louisiana Tech	71 80
												169	A	Vanderbilt	68 80
												202	H	Jacksonville St.	49 60
												209	H	Florida	76 66
												217	H	Temple	62 55
												243	H	Louisiana	79 57
												273	H	Norfolk St.	60 42
												279	H	Western Mich.	69 66
												298	H	North Florida	82 69
												339	H	Savannah St.	74 51

LAST 12 Division I GAMES:															
55	H	LSU	41 55	169	A	Vanderbilt	68 80								
50	H	Arkansas	55 85	209	H	Florida	76 66								
39	A	Missouri	55 78	20	A	Kentucky	55 49								
298	H	North Florida	82 69	243	H	Louisiana	79 57								
101	H	Troy	54 71	339	H	Savannah St.	74 51								
147	A	Louisiana Tech	71 80	202	H	Jacksonville St.	49 60								

Non-Div I Games:

Ole Miss

Average RPI Win:	323	WON-LOST	WINNING	LAST 10	STRENGTH OF	OPP. STRENGTH	TEAM	ADJ.	CONF.	ADJ CONF.
Average RPI Loss:	151	RECORD	PCT. RANK	GAMES	SCHEDULE	OF SCHEDULE	RPI	RPI	RPI	RPI
DIV. I ONLY	5- 14	287	1-9	274	250	311	311	18	18	
DIV. I NON-CONF.	4- 7	228	1- 0	292	309	286	286	17	17	

TOTALS	RPI 1-25	RPI 26-50	W-L RECORDS	RPI 51-100	RPI 101-150	RPI 150+				
5- 14	0- 0	0- 3	OVERALL	0- 2	0- 0	5- 9				
3- 5	0- 0	0- 1	HOME	0- 0	0- 0	3- 4				
1- 8	0- 0	0- 2	AWAY	0- 2	0- 0	1- 4				
1- 1	0- 0	0- 0	NEUTRAL	0- 0	0- 0	1- 1				
4- 7	0- 0	0- 1	NON-CONFERENCE	0- 2	0- 0	4- 4				
2- 2	0- 0	0- 0	HOME	0- 0	0- 0	2- 2				
1- 4	0- 0	0- 1	AWAY	0- 2	0- 0	1- 1				
1- 1	0- 0	0- 0	NEUTRAL	0- 0	0- 0	1- 1				
1- 7	0- 0	0- 2	CONFERENCE	0- 0	0- 0	1- 5				
1- 3	0- 0	0- 1	HOME	0- 0	0- 0	1- 2				
0- 4	0- 0	0- 1	AWAY	0- 0	0- 0	0- 3				
0- 0	0- 0	0- 0	NEUTRAL	0- 0	0- 0	0- 0				

RPI 1-25				RPI 26-50				RPI 51-100				RPI 101+				Team's RPI: 311	
RPI	S	Opponent	Score	RPI	S	Opponent	Score	RPI	S	Opponent	Score	RPI	S	Opponent	Score		
				32	H	South Dakota	49 80	81	A	Creighton	51 66	151	A	Montana St.	56 59		
				34	A	South Dakota St.	47 81	90	A	UNI	50 79	155	H	Bradley	60 80		
				42	A	Kansas St.	46 61					159	H	CSUN	52 64		
												166	H	Denver	68 95		
												175	H	Oral Roberts	56 71		
												213	A	North Dakota	57 68		
												229	A	Western Ill.	70 78		
												251	N	Campbel l	52 65		
												285	H	CSU Bakersfi el d	53 46		
												309	H	North Dakota St.	78 61		
												331	A	Purdue Fort Wayne	48 56		
												335	A	Detroit Mercy	51 42		
												341	H	USC Upstate	96 69		
												347	N	Flori da A&M	57 50		
LAST 12 Division I GAMES:																	
				32	H	South Dakota	49 80	347	N	Flori da A&M	57 50						
				229	A	Western Ill.	70 78	34	A	South Dakota St.	47 81						
				213	A	North Dakota	57 68	331	A	Purdue Fort Wayne	48 56						
				309	H	North Dakota St.	78 61	90	A	UNI	50 79						
				175	H	Oral Roberts	56 71	151	A	Montana St.	56 59						
				166	H	Denver	68 95	155	H	Bradley	60 80						

Non-Div I Games: Graceland (IA) 81 39

Omaha

Average RPI Win:	259	WON-LOST	WINNING	LAST 10	STRENGTH OF	OPP. STRENGTH	TEAM	ADJ.	CONF.	ADJ CONF.
Average RPI Loss:	91	RECORD	PCT. RANK	GAMES	SCHEDULE	OF SCHEDULE	RPI	RPI	RPI	RPI

DIV. I ONLY	9- 10	181	5-5	182	166	175	175	18	18
DIV. I NON-CONF.	5- 6	177	0- 0	120	116	141	141	17	17

TOTALS	RPI 1-25	RPI 26-50	W-L RECORDS	RPI 51-100	RPI 101-150	RPI 150+			
9- 10	0- 1	0- 3	OVERALL	0- 2	0- 2	9- 2			
4- 4	0- 0	0- 1	HOME	0- 0	0- 2	4- 1			
5- 6	0- 1	0- 2	AWAY	0- 2	0- 0	5- 1			
0- 0	0- 0	0- 0	NEUTRAL	0- 0	0- 0	0- 0			
5- 6	0- 1	0- 1	NON-CONFERENCE	0- 2	0- 2	5- 0			
2- 2	0- 0	0- 0	HOME	0- 0	0- 2	2- 0			
3- 4	0- 1	0- 1	AWAY	0- 2	0- 0	3- 0			
0- 0	0- 0	0- 0	NEUTRAL	0- 0	0- 0	0- 0			
4- 4	0- 0	0- 2	CONFERENCE	0- 0	0- 0	4- 2			
2- 2	0- 0	0- 1	HOME	0- 0	0- 0	2- 1			
2- 2	0- 0	0- 1	AWAY	0- 0	0- 0	2- 1			
0- 0	0- 0	0- 0	NEUTRAL	0- 0	0- 0	0- 0			

RPI 1-25				RPI 26-50				RPI 51-100				RPI 101+ Team's RPI: 175			
RPI	S	Opponent	Score	RPI	S	Opponent	Score	RPI	S	Opponent	Score	RPI	S	Opponent	Score
10	A	Iowa	77 90	32	H	South Dakota	72 76	72	A	Kansas	58 70	112	H	UT Arlington	62 80
				34	A	South Dakota St.	55 68	87	A	Oklahoma St.	69 89	138	H	Tulsa	68 76
				50	A	Arkansas	61 74					166	A	Denver	76 93
												179	A	Texas St.	81 64
												194	H	UMKC	75 64
												213	H	North Dakota	67 75
												219	H	Southern Utah	64 59
												220	A	Sam Houston St.	73 62
												229	H	Western Ill.	68 64
												309	H	North Dakota St.	101 72
												311	A	Omaha	71 56
												331	A	Purdue Fort Wayne	72 61
												338	A	Houston Baptist	74 56

LAST 12 Division I GAMES:															
				34	A	South Dakota St.	55 68	309	H	North Dakota St.	101 72				
				331	A	Purdue Fort Wayne	72 61	166	A	Denver	76 93				
				229	H	Western Ill.	68 64	32	H	South Dakota	72 76				
				213	H	North Dakota	67 75	338	A	Houston Baptist	74 56				
				311	A	Omaha	71 56	220	A	Sam Houston St.	73 62				
				87	A	Oklahoma St.	69 89	112	H	UT Arlington	62 80				

Non-Div I Games: Harris-Stowe 74 46 Cent. Christian (KS) 94 47

Average RPI Win:	95	WON-LOST	WINNING	LAST 10	STRENGTH OF	OPP. STRENGTH	TEAM	ADJ.	CONF.	ADJ CONF.
Average RPI Loss:	27	RECORD	PCT. RANK	GAMES	SCHEDULE	OF SCHEDULE	RPI	RPI	RPI	RPI
DIV. I ONLY	17- 1	5	10-0	22	3	5	5	2	2	
DIV. I NON-CONF.	10- 1	18	0- 0	13	37	3	3	2	2	

TOTALS	RPI 1-25	RPI 26-50	W-L RECORDS	RPI 51-100	RPI 101-150	RPI 150+				
17- 1	3- 0	5- 1	OVERALL	3- 0	1- 0	5- 0				
10- 0	3- 0	1- 0	HOME	2- 0	1- 0	3- 0				
6- 1	0- 0	4- 1	AWAY	1- 0	0- 0	1- 0				
1- 0	0- 0	0- 0	NEUTRAL	0- 0	0- 0	1- 0				
10- 1	2- 0	3- 1	NON-CONFERENCE	0- 0	0- 0	5- 0				
6- 0	2- 0	1- 0	HOME	0- 0	0- 0	3- 0				
3- 1	0- 0	2- 1	AWAY	0- 0	0- 0	1- 0				
1- 0	0- 0	0- 0	NEUTRAL	0- 0	0- 0	1- 0				
7- 0	1- 0	2- 0	CONFERENCE	3- 0	1- 0	0- 0				
4- 0	1- 0	0- 0	HOME	2- 0	1- 0	0- 0				
3- 0	0- 0	2- 0	AWAY	1- 0	0- 0	0- 0				
0- 0	0- 0	0- 0	NEUTRAL	0- 0	0- 0	0- 0				

RPI	S	Opponent	Score	RPI	S	Opponent	Score	RPI	S	Opponent	Score	RPI	S	Opponent	Score
7	H	Mississippi St.	82 74	27	A	Michigan St.	82 88	51	H	Arizona	93 60	121	H	Washington	84 71
9	H	Syracuse	75 73	30	H	Buffalo	102 82	97	A	Washington St.	79 64	154	H	UC Irvine	115 69
15	H	Arizona St.	77 71	34	A	South Dakota St.	87 79	97	H	Washington St.	98 58	160	A	Utah St.	88 58
				46	A	UCLA	72 52					184	N	UC Riverside	94 44
				48	A	Saint Mary's (CA)	79 55					232	H	Air Force	82 36
				49	A	Southern California	93 53					274	H	Long Beach St.	110 48

LAST 12 Division I GAMES:															
				46	A	UCLA	72 52	97	A	Washington St.	79 64				
				49	A	Southern California	93 53	51	H	Arizona	93 60				
				97	H	Washington St.	98 58	15	H	Arizona St.	77 71				
				121	H	Washington	84 71	7	H	Mississippi St.	82 74				
				154	H	UC Irvine	115 69	34	A	South Dakota St.	87 79				
				232	H	Air Force	82 36	27	A	Michigan St.	82 88				

Non-Div I Games: Alas. Fairbanks 115 36

Oregon

Average RPI Win:	144	WON-LOST	WINNING	LAST 10	STRENGTH OF	OPP. STRENGTH	TEAM	ADJ.	CONF.	ADJ CONF.
Average RPI Loss:	12	RECORD	PCT. RANK	GAMES	SCHEDULE	OF SCHEDULE	RPI	RPI	RPI	RPI
DIV. I ONLY	16- 3	21	8-2	142	1	41	41	2	2	
DIV. I NON-CONF.	10- 2	37	0- 1	202	19	63	63	2	2	

TOTALS	RPI 1-25	RPI 26-50	W-L RECORDS	RPI 51-100	RPI 101-150	RPI 150+				
16- 3	1- 3	3- 0	OVERALL	3- 0	3- 0	6- 0				
10- 1	0- 1	1- 0	HOME	3- 0	1- 0	5- 0				
3- 0	0- 0	2- 0	AWAY	0- 0	1- 0	0- 0				
3- 2	1- 2	0- 0	NEUTRAL	0- 0	1- 0	1- 0				
10- 2	1- 2	1- 0	NON-CONFERENCE	1- 0	1- 0	6- 0				
7- 0	0- 0	1- 0	HOME	1- 0	0- 0	5- 0				
0- 0	0- 0	0- 0	AWAY	0- 0	0- 0	0- 0				
3- 2	1- 2	0- 0	NEUTRAL	0- 0	1- 0	1- 0				
6- 1	0- 1	2- 0	CONFERENCE	2- 0	2- 0	0- 0				
3- 1	0- 1	0- 0	HOME	2- 0	1- 0	0- 0				
3- 0	0- 0	2- 0	AWAY	0- 0	1- 0	0- 0				
0- 0	0- 0	0- 0	NEUTRAL	0- 0	0- 0	0- 0				

RPI 1-25				RPI 26-50				RPI 51-100				RPI 101+			
RPI	S	Opponent	Score	RPI	S	Opponent	Score	RPI	S	Opponent	Score	RPI	S	Opponent	Score
1	N	Notre Dame	81 91	46	A	UCLA	83 73	51	H	Arizona	86 64	121	A	Washington	86 39
15	H	Arizona St.	76 79	48	H	Saint Mary's (CA)	89 56	52	H	Duke	71 57	121	H	Washington	78 67
18	N	South Carolina	70 68	49	A	Southern Cal i forni a	76 52	97	H	Washington St.	76 69	122	N	Western Ky.	74 60
21	N	Texas A&M	70 76									153	H	Santa Clara	82 31
												188	N	Eastern Wash.	93 45
												285	H	CSU Bakersfi el d	92 52
												289	H	La Salle	100 46
												316	H	Cal Poly	79 54
												343	H	Ark. -Pine Bluff	89 33

LAST 12 Division I GAMES:															
15	H	Arizona St.	76 79	1	N	Notre Dame	81 91	18	N	South Carolina	70 68	121	A	Washington	86 39
51	H	Arizona	86 64	49	A	Southern Cal i forni a	76 52	285	H	CSU Bakersfi el d	92 52	52	H	Duke	71 57
46	A	UCLA	83 73	121	H	Washington	78 67	21	N	Texas A&M	70 76				
121	H	Washington	78 67	97	H	Washington St.	76 69								

Non-Div I Games:

Oregon St.

Average RPI Win: 203

Average RPI Loss: 45

WON-LOST
RECORDWINNING
PCT. RANKLAST 10
GAMESSTRENGTH OF
SCHEDULEOPP. STRENGTH
OF SCHEDULETEAM
RPIADJ.
RPICONF.
RPIADJ CONF.
RPIDIV. I ONLY
DIV. I NON-CONF.13- 6
7- 374
837-3
0- 0117
191114
17673
8273
827
77
7

TOTALS

RPI 1-25

RPI 26-50

W-L RECORDS

RPI 51-100

RPI 101-150

RPI 150+

13- 6

0- 3

1- 1

OVERALL

2- 1

1- 1

9- 0

7- 2

0- 1

1- 0

HOME

1- 0

0- 1

5- 0

6- 3

0- 2

0- 0

AWAY

1- 1

1- 0

4- 0

0- 1

0- 0

0- 1

NEUTRAL

0- 0

0- 0

0- 0

7- 3

0- 1

0- 1

NON-CONFERENCE

2- 1

0- 0

5- 0

4- 0

0- 0

0- 0

HOME

1- 0

0- 0

3- 0

3- 2

0- 1

0- 0

AWAY

1- 1

0- 0

2- 0

0- 1

0- 0

0- 1

NEUTRAL

0- 0

0- 0

0- 0

6- 3

0- 2

1- 0

CONFERENCE

0- 0

1- 1

4- 0

3- 2

0- 1

1- 0

HOME

0- 0

0- 1

2- 0

3- 1

0- 1

0- 0

AWAY

0- 0

1- 0

2- 0

0- 0

0- 0

0- 0

NEUTRAL

0- 0

0- 0

0- 0

RPI 1-25

RPI 26-50

RPI 51-100 Team's RPI: 73

RPI 101+

RPI	S	Opponent	Score
14	A	Gonzaga	65 88
17	A	UCF	57 64
24	H	BYU	74 77

RPI	S	Opponent	Score
31	N	Cal i f o r n i a	69 81
48	H	Saint Mary's (CA)	76 67

RPI	S	Opponent	Score
63	H	Wyomi ng	70 64
69	A	Lamar Uni versi ty	66 82
71	A	UC Davi s	83 80

RPI	S	Opponent	Score
117	H	Loyola Marymount	67 72
149	A	Portland	76 66
153	A	Santa Clara	74 70
156	H	Pepperdi ne	78 67
211	A	Cal St. Fullerton	72 64
245	A	San Francis co	85 75
255	H	San Di ego	79 47
309	H	North Dakota St.	75 68
315	H	UC Santa Barbara	69 53
328	A	San Jose St.	91 67
337	H	Seattle U	75 61

LAST 12 Divi s i o n I GAMES:

153	A	Santa Clara	74 70
255	H	San Di ego	79 47
24	H	BYU	74 77
14	A	Gonzaga	65 88
149	A	Portland	76 66
48	H	Saint Mary's (CA)	76 67

156	H	Pepperdi ne	78 67
117	H	Loyola Marymount	67 72
245	A	San Francis co	85 75
211	A	Cal St. Fullerton	72 64
69	A	Lamar Uni versi ty	66 82
17	A	UCF	57 64

Non-Di v I Games:

Paci f i c

Loss, Non-Conf, S Site, H Home A Away N Neutral

Average RPI	Win:	239	WON-LOST	WINNING	LAST 10	STRENGTH OF	OPP. STRENGTH	TEAM	ADJ.	CONF.	ADJ CONF.
Average RPI	Loss:	36	RECORD	PCT. RANK	GAMES	SCHEDULE	OF SCHEDULE	RPI	RPI	RPI	RPI
DIV. I ONLY		10- 3		41	8-2	247	93	94	94	11	11
DIV. I NON-CONF.		9- 3		61	1- 0	261	104	103	103	10	10

TOTALS	RPI 1-25		RPI 26-50		W-L RECORDS	RPI 51-100		RPI 101-150		RPI 150+	
10- 3	0- 1		0- 1		OVERALL	1- 1		1- 0		8- 0	
4- 1	0- 0		0- 1		HOME	0- 0		0- 0		4- 0	
6- 1	0- 1		0- 0		AWAY	1- 0		1- 0		4- 0	
0- 1	0- 0		0- 0		NEUTRAL	0- 1		0- 0		0- 0	
9- 3	0- 1		0- 1		NON-CONFERENCE	0- 1		1- 0		8- 0	
4- 1	0- 0		0- 1		HOME	0- 0		0- 0		4- 0	
5- 1	0- 1		0- 0		AWAY	0- 0		1- 0		4- 0	
0- 1	0- 0		0- 0		NEUTRAL	0- 1		0- 0		0- 0	
1- 0	0- 0		0- 0		CONFERENCE	1- 0		0- 0		0- 0	
0- 0	0- 0		0- 0		HOME	0- 0		0- 0		0- 0	
1- 0	0- 0		0- 0		AWAY	1- 0		0- 0		0- 0	
0- 0	0- 0		0- 0		NEUTRAL	0- 0		0- 0		0- 0	

RPI 1-25				RPI 26-50				RPI 51-100				RPI 101+			
RPI	S	Opponent	Score	RPI	S	Opponent	Score	RPI	S	Opponent	Score	RPI	S	Opponent	Score
1	A	Notre Dame	55 75	45	H	Villanova	50 58	62	N	Maine	46 47	123	A	Drexel	55 39
								83	A	Princeton	66 60	217	H	Temple	71 62
												222	A	Navy	65 61
												258	A	Siena	58 51
												262	A	Stetson	75 53
												287	H	Saint Joseph's	65 45
												289	H	La Salle	65 34
												317	H	NJIT	85 42
												332	A	Iona	66 43

LAST 12 Division I GAMES:															
262	A	Stetson	75 53	217	H	Temple	71 62	45	H	Villanova	50 58	83	A	Princeton	66 60
123	A	Drexel	55 39												
332	A	Iona	66 43												
289	H	La Salle	65 34												
62	N	Maine	46 47												
222	A	Navy	65 61												

Non-Div I Games:

Penn

Average RPI Win:	156	WON-LOST	WINNING	LAST 10	STRENGTH OF	OPP. STRENGTH	TEAM	ADJ.	CONF.	ADJ CONF.
Average RPI Loss:	63	RECORD	PCT. RANK	GAMES	SCHEDULE	OF SCHEDULE	RPI	RPI	RPI	RPI
DIV. I ONLY	10- 9	159	5-5	28	81	96	96	4	4	
DIV. I NON-CONF.	7- 4	109	0- 0	57	114	99	99	5	5	

TOTALS	RPI 1-25	RPI 26-50	W-L RECORDS	RPI 51-100	RPI 101-150	RPI 150+				
10- 9	0- 4	0- 2	OVERALL	2- 0	2- 2	6- 1				
8- 5	0- 1	0- 1	HOME	2- 0	1- 2	5- 1				
2- 4	0- 3	0- 1	AWAY	0- 0	1- 0	1- 0				
0- 0	0- 0	0- 0	NEUTRAL	0- 0	0- 0	0- 0				
7- 4	0- 1	0- 1	NON-CONFERENCE	2- 0	2- 1	3- 1				
6- 3	0- 0	0- 1	HOME	2- 0	1- 1	3- 1				
1- 1	0- 1	0- 0	AWAY	0- 0	1- 0	0- 0				
0- 0	0- 0	0- 0	NEUTRAL	0- 0	0- 0	0- 0				
3- 5	0- 3	0- 1	CONFERENCE	0- 0	0- 1	3- 0				
2- 2	0- 1	0- 0	HOME	0- 0	0- 1	2- 0				
1- 3	0- 2	0- 1	AWAY	0- 0	0- 0	1- 0				
0- 0	0- 0	0- 0	NEUTRAL	0- 0	0- 0	0- 0				

RPI 1-25				RPI 26-50				RPI 51-100				Team's RPI: 96	RPI 101+			
RPI	S	Opponent	Score	RPI	S	Opponent	Score	RPI	S	Opponent	Score		RPI	S	Opponent	Score
16	A	Rutgers	61 74	29	A	Indiana	75 83	78	H	Providence	74 72		106	H	American	80 59
23	A	Maryland	67 79	31	H	California	58 75	83	H	Princeton	79 71		114	H	Ohio St.	71 76
23	H	Maryland	61 77										133	A	Fordham	72 55
24	A	Florida St.	58 87										142	H	Duquesne	58 64
													165	H	Stony Brook	70 81
													171	H	Illinois	62 48
													174	A	Wisconsin	65 59
													174	H	Wisconsin	71 64
													212	H	Jacksonville	80 61
													213	H	North Dakota	75 68
													214	H	St. Bonaventure	80 65
LAST 12 Division I GAMES:																
171	H	Illinois	62 48	174	A	Wisconsin	65 59									
16	A	Rutgers	61 74	23	A	Maryland	67 79									
174	H	Wisconsin	71 64	114	H	Ohio St.	71 76									
29	A	Indiana	75 83	214	H	St. Bonaventure	80 65									
23	H	Maryland	61 77	142	H	Duquesne	58 64									
106	H	American	80 59	212	H	Jacksonville	80 61									

Non-Div I Games:

Penn St.

Average RPI Win:	240	WON-LOST	WINNING	LAST 10	STRENGTH OF	OPP. STRENGTH	TEAM	ADJ.	CONF.	ADJ CONF.
Average RPI Loss:	95	RECORD	PCT. RANK	GAMES	SCHEDULE	OF SCHEDULE	RPI	RPI	RPI	RPI
DIV. I ONLY	11- 8	125	6-4	253	105	156	156	7	7	
DIV. I NON-CONF.	6- 4	125	0- 0	345	187	222	222	7	7	

TOTALS	RPI 1-25	RPI 26-50	W-L RECORDS	RPI 51-100	RPI 101-150	RPI 150+				
11- 8	0- 2	0- 1	OVERALL	0- 3	2- 1	9- 1				
5- 1	0- 1	0- 0	HOME	0- 0	2- 0	3- 0				
4- 6	0- 1	0- 1	AWAY	0- 3	0- 1	4- 0				
2- 1	0- 0	0- 0	NEUTRAL	0- 0	0- 0	2- 1				
6- 4	0- 0	0- 0	NON-CONFERENCE	0- 2	0- 1	6- 1				
1- 0	0- 0	0- 0	HOME	0- 0	0- 0	1- 0				
3- 3	0- 0	0- 0	AWAY	0- 2	0- 1	3- 0				
2- 1	0- 0	0- 0	NEUTRAL	0- 0	0- 0	2- 1				
5- 4	0- 2	0- 1	CONFERENCE	0- 1	2- 0	3- 0				
4- 1	0- 1	0- 0	HOME	0- 0	2- 0	2- 0				
1- 3	0- 1	0- 1	AWAY	0- 1	0- 0	1- 0				
0- 0	0- 0	0- 0	NEUTRAL	0- 0	0- 0	0- 0				

RPI 1-25				RPI 26-50				RPI 51-100				RPI 101+ Team's RPI: 156			
RPI	S	Opponent	Score	RPI	S	Opponent	Score	RPI	S	Opponent	Score	RPI	S	Opponent	Score
14	H	Gonzaga	54 79	48	A	Saint Mary's (CA)	68 79	73	A	Pacific	67 78	117	H	Loyola Marymount	95 86
24	A	BYU	58 83					78	A	Providence	47 66	131	A	Colorado	65 80
								99	A	Idaho St.	63 65	149	H	Portland	82 68
												153	H	Santa Clara	74 48
												227	N	Sacramento St.	113 97
												243	A	Hawaii	65 64
												245	H	San Francisco	69 50
												255	A	San Diego	74 55
												288	N	Northern Ky.	51 46
												289	N	La Salle	55 62
												310	H	Weber St.	68 47
												316	A	Cal Poly	70 63
												337	A	Seattle U	78 64

LAST 12 Division I GAMES:															
245	H	San Francisco	69 50	73	A	Pacific	67 78								
153	H	Santa Clara	74 48	48	A	Saint Mary's (CA)	68 79								
255	A	San Diego	74 55	117	H	Loyola Marymount	95 86								
24	A	BYU	58 83	288	N	Northern Ky.	51 46								
14	H	Gonzaga	54 79	289	N	La Salle	55 62								
149	H	Portland	82 68	78	A	Providence	47 66								

Non-Div I Games:

Pepperdine

Average RPI Win:	165	WON-LOST	WINNING	LAST 10	STRENGTH OF	OPP. STRENGTH	TEAM	ADJ.	CONF.	ADJ CONF.
Average RPI Loss:	63	RECORD	PCT. RANK	GAMES	SCHEDULE	OF SCHEDULE	RPI	RPI	RPI	RPI
DIV. I ONLY	9- 11	200	3-7	25	40	111	111	1	1	
DIV. I NON-CONF.	9- 5	105	0- 0	73	140	88	88	1	1	

TOTALS	RPI 1-25	RPI 26-50	W-L RECORDS	RPI 51-100	RPI 101-150	RPI 150+				
9- 11	0- 4	1- 1	OVERALL	2- 4	3- 1	3- 1				
5- 7	0- 2	0- 1	HOME	1- 3	2- 1	2- 0				
2- 3	0- 2	0- 0	AWAY	1- 1	1- 0	0- 0				
2- 1	0- 0	1- 0	NEUTRAL	0- 0	0- 0	1- 1				
9- 5	0- 1	1- 0	NON-CONFERENCE	2- 2	3- 1	3- 1				
5- 3	0- 1	0- 0	HOME	1- 1	2- 1	2- 0				
2- 1	0- 0	0- 0	AWAY	1- 1	1- 0	0- 0				
2- 1	0- 0	1- 0	NEUTRAL	0- 0	0- 0	1- 1				
0- 6	0- 3	0- 1	CONFERENCE	0- 2	0- 0	0- 0				
0- 4	0- 1	0- 1	HOME	0- 2	0- 0	0- 0				
0- 2	0- 2	0- 0	AWAY	0- 0	0- 0	0- 0				
0- 0	0- 0	0- 0	NEUTRAL	0- 0	0- 0	0- 0				

RPI 1-25				RPI 26-50				RPI 51-100				RPI 101+ Team's RPI: 111			
RPI	S	Opponent	Score	RPI	S	Opponent	Score	RPI	S	Opponent	Score	RPI	S	Opponent	Score
1	A	Notre Dame	44 100	40	H	Clemson	59 65	68	A	Northwestern	52 49	116	H	Youngstown St.	55 64
6	A	NC State	34 63	50	N	Arkansas	61 54	77	H	Boston College	55 59	133	H	Fordham	65 62
9	H	Syracuse	50 82					79	H	West Virginia	43 77	139	H	UNCW	60 56
17	H	UCF	58 61					82	H	Virginia	57 74	142	A	Duquesne	66 58
								95	A	Georgetown	41 70	174	N	Wisconsin	42 57
								98	H	Cincinnati	65 48	235	H	Saint Francis (PA)	78 75
												292	N	Tennessee St.	78 56
												327	H	New Orleans	90 38

LAST 12 Division I GAMES:															
77	H	Boston College	55 59	82	H	Virginia	57 74								
6	A	NC State	34 63	40	H	Clemson	59 65								
1	A	Notre Dame	44 100	9	H	Syracuse	50 82								
142	A	Duquesne	66 58	79	H	West Virginia	43 77								
235	H	Saint Francis (PA)	78 75	133	H	Fordham	65 62								
139	H	UNCW	60 56	68	A	Northwestern	52 49								

Non-Div I Games:

Pittsburgh

Average RPI	Win: 239	WON-LOST RECORD	WINNING PCT. RANK	LAST 10 GAMES	STRENGTH OF SCHEDULE	OPP. STRENGTH OF SCHEDULE	TEAM RPI	ADJ. RPI	CONF. RPI	ADJ CONF. RPI
Average RPI	Loss: 93									
DIV. I ONLY	8- 10	203	3-7	77	195	149	149	7	7	
DIV. I NON-CONF.	6- 3	91	0- 0	114	329	95	95	7	7	

TOTALS	RPI 1-25	RPI 26-50	W-L RECORDS	RPI 51-100	RPI 101-150	RPI 150+				
8- 10	0- 2	0- 1	OVERALL	0- 2	0- 2	8- 3				
4- 4	0- 0	0- 1	HOME	0- 1	0- 0	4- 2				
4- 5	0- 2	0- 0	AWAY	0- 0	0- 2	4- 1				
0- 1	0- 0	0- 0	NEUTRAL	0- 1	0- 0	0- 0				
6- 3	0- 0	0- 0	NON-CONFERENCE	0- 1	0- 1	6- 1				
3- 1	0- 0	0- 0	HOME	0- 0	0- 0	3- 1				
3- 1	0- 0	0- 0	AWAY	0- 0	0- 1	3- 0				
0- 1	0- 0	0- 0	NEUTRAL	0- 1	0- 0	0- 0				
2- 7	0- 2	0- 1	CONFERENCE	0- 1	0- 1	2- 2				
1- 3	0- 0	0- 1	HOME	0- 1	0- 0	1- 1				
1- 4	0- 2	0- 0	AWAY	0- 0	0- 1	1- 1				
0- 0	0- 0	0- 0	NEUTRAL	0- 0	0- 0	0- 0				

RPI 1-25				RPI 26-50				RPI 51-100				RPI 101+ Team's RPI: 149			
RPI	S	Opponent	Score	RPI	S	Opponent	Score	RPI	S	Opponent	Score	RPI	S	Opponent	Score
14	A	Gonzaga	71 97	48	H	Saint Mary's (CA)	91 98	51	N	Arizona	70 92	117	A	Loyola Marymount	58 76
24	A	BYU	71 79					73	H	Paci fi c	66 76	143	A	Portland St.	79 92
												153	H	Santa Clara	66 72
												154	H	UC Irvine	69 84
												156	A	Pepperdi ne	68 82
												160	H	Utah St.	61 54
												211	H	Cal St. Fullerton	83 74
												232	H	Air Force	79 60
												243	A	Hawai i	72 65
												245	H	San Franci sco	78 73
												255	A	San Diego	69 60
												257	A	Utah Valley	65 60
												310	A	Weber St.	89 73

LAST 12 Division I GAMES:															
255	A	San Di ego	69 60	245	H	San Franci sco	78 73	153	H	Santa Clara	66 72	24	A	BYU	71 79
14	A	Gonzaga	71 97	153	H	Santa Clara	66 72	232	H	Air Force	79 60	154	H	UC Irvine	69 84
48	H	Saint Mary's (CA)	91 98	24	A	BYU	71 79	143	A	Portland St.	79 92				
73	H	Paci fi c	66 76												
117	A	Loyola Marymount	58 76												
156	A	Pepperdi ne	68 82												

Non-Div I Games: Warner Paci fi c 98 63 Willamette 82 27

Portland

Average RPI Win:	228	WON-LOST	WINNING	LAST 10	STRENGTH OF	OPP. STRENGTH	TEAM	ADJ.	CONF.	ADJ CONF.
Average RPI Loss:	124	RECORD	PCT. RANK	GAMES	SCHEDULE	OF SCHEDULE	RPI	RPI	RPI	RPI
DIV. I ONLY	13- 3	28	7-3	329	161	143	143	15	15	
DIV. I NON-CONF.	7- 1	31	0- 0	338	239	169	169	11	11	

TOTALS	RPI 1-25	RPI 26-50	W-L RECORDS	RPI 51-100	RPI 101-150	RPI 150+				
13- 3	0- 0	0- 0	OVERALL	1- 0	2- 2	10- 1				
9- 1	0- 0	0- 0	HOME	1- 0	2- 0	6- 1				
4- 2	0- 0	0- 0	AWAY	0- 0	0- 2	4- 0				
0- 0	0- 0	0- 0	NEUTRAL	0- 0	0- 0	0- 0				
7- 1	0- 0	0- 0	NON-CONFERENCE	1- 0	1- 0	5- 1				
5- 1	0- 0	0- 0	HOME	1- 0	1- 0	3- 1				
2- 0	0- 0	0- 0	AWAY	0- 0	0- 0	2- 0				
0- 0	0- 0	0- 0	NEUTRAL	0- 0	0- 0	0- 0				
6- 2	0- 0	0- 0	CONFERENCE	0- 0	1- 2	5- 0				
4- 0	0- 0	0- 0	HOME	0- 0	1- 0	3- 0				
2- 2	0- 0	0- 0	AWAY	0- 0	0- 2	2- 0				
0- 0	0- 0	0- 0	NEUTRAL	0- 0	0- 0	0- 0				

RPI 1-25				RPI 26-50				RPI 51-100				RPI 101+				Team's RPI: 143	
RPI	S	Opponent	Score	RPI	S	Opponent	Score	RPI	S	Opponent	Score	RPI	S	Opponent	Score		
								71	H	UC Davis	65 50	105	A	Idaho	78	80	
												113	A	Northern Colo.	63	79	
												141	H	Montana	78	60	
												149	H	Portland	92	79	
												151	H	Montana St.	55	53	
												154	H	UC Irvine	68	73	
												188	A	Eastern Wash.	76	64	
												208	H	UNLV	58	49	
												219	H	Southern Utah	63	49	
												260	H	Northern Ariz.	72	55	
												268	A	UTEP	89	61	
												310	A	Weber St.	77	59	
												328	H	San Jose St.	80	51	
												336	A	Grand Canyon	60	55	
												337	H	Seattle U	68	43	

LAST 12 Division I GAMES:																	
219	H	Southern Utah	63 49	105	A	Idaho	78	80	188	A	Eastern Wash.	76	64	260	H	Northern Ariz.	72 55
310	A	Weber St.	77 59	208	H	UNLV	58	49	336	A	Grand Canyon	60	55	268	A	UTEP	89 61
141	H	Montana	78 60														
151	H	Montana St.	55 53														
113	A	Northern Colo.	63 79														
154	H	UC Irvine	68 73														

Non-Div I Games: Warner Pacific 102 49

Portland St.

Average RPI Win:	282	WON-LOST	WINNING	LAST 10	STRENGTH OF	OPP. STRENGTH	TEAM	ADJ.	CONF.	ADJ CONF.
Average RPI Loss:	114	RECORD	PCT. RANK	GAMES	SCHEDULE	OF SCHEDULE	RPI	RPI	RPI	RPI
DIV. I ONLY	5- 9	248	4-6	184	198	200	200	29	29	
DIV. I NON-CONF.	1- 7	319	0- 0	20	70	186	186	26	26	
TOTALS	RPI 1-25	RPI 26-50	W-L RECORDS	RPI 51-100	RPI 101-150	RPI 150+				
5- 9	0- 2	0- 1	OVERALL	0- 2	0- 1	5- 3				
1- 3	0- 0	0- 0	HOME	0- 1	0- 0	1- 2				
3- 6	0- 2	0- 1	AWAY	0- 1	0- 1	3- 1				
1- 0	0- 0	0- 0	NEUTRAL	0- 0	0- 0	1- 0				
1- 7	0- 2	0- 1	NON-CONFERENCE	0- 2	0- 1	1- 1				
0- 1	0- 0	0- 0	HOME	0- 1	0- 0	0- 0				
0- 6	0- 2	0- 1	AWAY	0- 1	0- 1	0- 1				
1- 0	0- 0	0- 0	NEUTRAL	0- 0	0- 0	1- 0				
4- 2	0- 0	0- 0	CONFERENCE	0- 0	0- 0	4- 2				
1- 2	0- 0	0- 0	HOME	0- 0	0- 0	1- 2				
3- 0	0- 0	0- 0	AWAY	0- 0	0- 0	3- 0				
0- 0	0- 0	0- 0	NEUTRAL	0- 0	0- 0	0- 0				

RPI	S	Opponent	Score	RPI	S	Opponent	Score	RPI	S	Opponent	Score	RPI	S	Opponent	Score	Team's RPI: 200
11	A	Iowa St.	46 94	50	A	Arkansas	44 71	59	H	Rice	58 68	131	A	Colorado	38 79	
21	A	Texas A&M	57 70					87	A	Oklahoma St.	50 70	167	A	Southern U.	55 54	
												180	H	Grambling	63 64	
												234	H	Texas Southern	44 52	
												252	A	UTRGV	50 57	
												275	N	A&M-Corpus Christi	67 59	
												306	A	Mississippi Val.	75 65	
												312	H	Jackson St.	76 57	
												350	A	Alcorn	82 61	
LAST 12 Division I GAMES:																
234	H	Texas Southern	44 52	306	A	Mississippi Val.	75 65									
350	A	Alcorn	82 61	180	H	Grambling	63 64									
167	A	Southern U.	55 54	312	H	Jackson St.	76 57									
21	A	Texas A&M	57 70	131	A	Colorado	38 79									
11	A	Iowa St.	46 94	59	H	Rice	58 68									
50	A	Arkansas	44 71	275	N	A&M-Corpus Christi	67 59									

Non-Div I Games: Jarvis Christian 117 32 Arlington Baptist 105 31

Prairie View

Average RPI Win:	314	WON-LOST	WINNING	LAST 10	STRENGTH OF	OPP. STRENGTH	TEAM	ADJ.	CONF.	ADJ CONF.
Average RPI Loss:	192	RECORD	PCT. RANK	GAMES	SCHEDULE	OF SCHEDULE	RPI	RPI	RPI	RPI

DIV. I ONLY	4- 14	304	3-7	293	317	326	326	28	28
DIV. I NON-CONF.	2- 9	297	0- 0	288	255	322	322	29	29

TOTALS	RPI 1-25	RPI 26-50	W-L RECORDS	RPI 51-100	RPI 101-150	RPI 150+			
4- 14	0- 0	0- 0	OVERALL	0- 1	0- 5	4- 8			
3- 3	0- 0	0- 0	HOME	0- 0	0- 0	3- 3			
1- 11	0- 0	0- 0	AWAY	0- 1	0- 5	1- 5			
0- 0	0- 0	0- 0	NEUTRAL	0- 0	0- 0	0- 0			
2- 9	0- 0	0- 0	NON-CONFERENCE	0- 1	0- 3	2- 5			
1- 2	0- 0	0- 0	HOME	0- 0	0- 0	1- 2			
1- 7	0- 0	0- 0	AWAY	0- 1	0- 3	1- 3			
0- 0	0- 0	0- 0	NEUTRAL	0- 0	0- 0	0- 0			
2- 5	0- 0	0- 0	CONFERENCE	0- 0	0- 2	2- 3			
2- 1	0- 0	0- 0	HOME	0- 0	0- 0	2- 1			
0- 4	0- 0	0- 0	AWAY	0- 0	0- 2	0- 2			
0- 0	0- 0	0- 0	NEUTRAL	0- 0	0- 0	0- 0			

RPI 1-25	RPI 26-50	RPI 51-100	RPI 101+	Team's RPI: 326
RPI S Opponent Score	RPI S Opponent Score	RPI S Opponent Score	RPI S Opponent Score	
		56 A Tennessee 49 97	109 A Georgi a 59 83	
			126 A Radford 49 59	
			139 A UNCW 48 63	
			144 A Davi dson 56 83	
			146 A Hi gh Poi nt 40 79	
			169 A Vanderbi l t 43 78	
			233 A Furman 68 76	
			236 A Samford 54 75	
			241 H Gardner-Webb 58 66	
			251 A Campbel l 46 51	
			269 H Ga. Southern 68 69	
			277 H Wofford 61 50	
			278 A Wint hrop 52 55	
			291 A Col. of Charleston 71 65	
			294 H South Carolina St. 48 57	
			341 H USC Upstate 70 54	
			348 H Longwood 81 66	
LAST 12 Division I GAMES:				
341 H USC Upstate 70 54	278 A Wint hrop 52 55			
146 A Hi gh Poi nt 40 79	126 A Radford 49 59			
348 H Longwood 81 66	241 H Gardner-Webb 58 66			
251 A Campbel l 46 51	291 A Col. of Charleston 71 65			
233 A Furman 68 76	144 A Davi dson 56 83			
109 A Georgi a 59 83	269 H Ga. Southern 68 69			

Non-Div I Games:

Presbyterian

Princeton				Through Games Of Jan. 26, 2019							
Average RPI	Win:	187	WON-LOST	WINNING	LAST 10	STRENGTH OF	OPP. STRENGTH	TEAM	ADJ.	CONF.	ADJ CONF.
Average RPI	Loss:	75	RECORD	PCT. RANK	GAMES	SCHEDULE	OF SCHEDULE	RPI	RPI	RPI	RPI
DIV. I ONLY			8- 8	169	7-3	45	97	83	83	11	11
DIV. I NON-CONF.			8- 7	160	0- 0	62	73	71	71	10	10

TOTALS	RPI 1-25		RPI 26-50		W-L RECORDS	RPI 51-100		RPI 101-150		RPI 150+	
8- 8	0- 1		0- 3		OVERALL	2- 3		2- 0		4- 1	
3- 2	0- 0		0- 0		HOME	1- 2		2- 0		0- 0	
5- 3	0- 0		0- 1		AWAY	1- 1		0- 0		4- 1	
0- 3	0- 1		0- 2		NEUTRAL	0- 0		0- 0		0- 0	
8- 7	0- 1		0- 3		NON-CONFERENCE	2- 2		2- 0		4- 1	
3- 1	0- 0		0- 0		HOME	1- 1		2- 0		0- 0	
5- 3	0- 0		0- 1		AWAY	1- 1		0- 0		4- 1	
0- 3	0- 1		0- 2		NEUTRAL	0- 0		0- 0		0- 0	
0- 1	0- 0		0- 0		CONFERENCE	0- 1		0- 0		0- 0	
0- 1	0- 0		0- 0		HOME	0- 1		0- 0		0- 0	
0- 0	0- 0		0- 0		AWAY	0- 0		0- 0		0- 0	
0- 0	0- 0		0- 0		NEUTRAL	0- 0		0- 0		0- 0	

RPI 1-25				RPI 26-50				RPI 51-100				Team's RPI: 83				RPI 101+			
RPI	S	Opponent	Score	RPI	S	Opponent	Score	RPI	S	Opponent	Score	RPI	S	Opponent	Score	RPI	S	Opponent	Score
9	N	Syracuse	61 92	36	N	DePaul	67 82	57	H	Qui nni pi ac	54 42	128	H	Mari st	60 57				
				42	N	Kansas St.	61 80	91	H	Seton Hall	66 70	144	H	Davi dson	65 57				
				45	A	Vi llanova	46 67	94	H	Penn	60 66	187	A	George Washi ngton	49 64				
								96	A	Penn St.	71 79	225	A	Ri der	89 65				
								100	A	Hartford	75 38	239	A	Monmouth	79 47				
												276	A	St. Franci s Brookl yn	83 64				
												324	A	New Hampshi re	90 42				
LAST 12 Division I GAMES:																			
276	A	St. Francis Brookl yn	83 64	94	H	Penn	60 66												
128	H	Mari st	60 57	324	A	New Hampshi re	90 42												
239	A	Monmouth	79 47	100	A	Hartford	75 38												
57	H	Qui nni pi ac	54 42	42	N	Kansas St.	61 80												
144	H	Davi dson	65 57	9	N	Syracuse	61 92												
45	A	Vi llanova	46 67	36	N	DePaul	67 82												

Non-Di v I Games:

Princeton

Average RPI	Win:	167	WON-LOST	WINNING	LAST 10	STRENGTH OF	OPP. STRENGTH	TEAM	ADJ.	CONF.	ADJ CONF.
Average RPI	Loss:	77	RECORD	PCT. RANK	GAMES	SCHEDULE	OF SCHEDULE	RPI	RPI	RPI	RPI
DIV. I ONLY		13- 8		113	6-4	85	69	78	78	5	5
DIV. I NON-CONF.		8- 4		91	1- 0	199	160	130	130	4	4

TOTALS	RPI 1-25		RPI 26-50		W-L RECORDS	RPI 51-100		RPI 101-150		RPI 150+	
13- 8	0- 1		2- 1		OVERALL	2- 5		2- 0		7- 1	
8- 3	0- 0		2- 0		HOME	0- 3		1- 0		5- 0	
4- 5	0- 1		0- 1		AWAY	2- 2		1- 0		1- 1	
1- 0	0- 0		0- 0		NEUTRAL	0- 0		0- 0		1- 0	
8- 4	0- 0		0- 0		NON-CONFERENCE	1- 3		1- 0		6- 1	
5- 2	0- 0		0- 0		HOME	0- 2		1- 0		4- 0	
2- 2	0- 0		0- 0		AWAY	1- 1		0- 0		1- 1	
1- 0	0- 0		0- 0		NEUTRAL	0- 0		0- 0		1- 0	
5- 4	0- 1		2- 1		CONFERENCE	1- 2		1- 0		1- 0	
3- 1	0- 0		2- 0		HOME	0- 1		0- 0		1- 0	
2- 3	0- 1		0- 1		AWAY	1- 1		1- 0		0- 0	
0- 0	0- 0		0- 0		NEUTRAL	0- 0		0- 0		0- 0	

RPI 1-25				RPI 26-50				RPI 51-100				RPI 101+			
RPI	S	Opponent	Score	RPI	S	Opponent	Score	RPI	S	Opponent	Score	RPI	S	Opponent	Score
12	A	Marquette	46 85	36	A	DePaul	62 88	53	H	Northeastern	59 65	104	H	Yale	59 42
				38	H	Butler	74 68	57	H	Quinnipiac	44 48	107	A	St. John's (NY)	67 66
				45	H	Villanova	67 61	77	A	Boston College	61 57	156	H	Pepperdine	66 47
								81	A	Creighton	77 63	173	A	Rhode Island	65 72
								91	A	Seton Hall	73 79	182	H	Xavier	71 58
								95	H	Georgetown	52 68	224	H	Sacred Heart	62 52
								96	A	Penn St.	72 74	281	N	Bryant	72 64
												288	H	Northern Ky.	48 43
												289	H	La Salle	77 47
												299	A	UMass Lowell	71 47

LAST 12 Division I GAMES:															
				38	H	Butler	74 68	281	N	Bryant	72 64				
				91	A	Seton Hall	73 79	81	A	Creighton	77 63				
				107	A	St. John's (NY)	67 66	182	H	Xavier	71 58				
				45	H	Villanova	67 61	12	A	Marquette	46 85				
				95	H	Georgetown	52 68	289	H	La Salle	77 47				
				36	A	DePaul	62 88	288	H	Northern Ky.	48 43				

Non-Div I Games:

Providence

Average RPI Win: 139

Average RPI Loss: 59

WON-LOST
RECORDWINNING
PCT. RANKLAST 10
GAMESSTRENGTH OF
SCHEDULEOPP. STRENGTH
OF SCHEDULETEAM
RPIADJ.
RPICONF.
RPIADJ CONF.
RPIDIV. I ONLY
DIV. I NON-CONF.15- 6
9- 465
858-2
0- 027
5558
9926
6026
604
54
5

TOTALS

RPI 1-25

RPI 26-50

W-L RECORDS

RPI 51-100

RPI 101-150

RPI 150+

15- 6

1- 3

2- 1

OVERALL

3- 0

2- 1

7- 1

11- 1

1- 1

2- 0

HOME

2- 0

1- 0

5- 0

3- 3

0- 1

0- 1

AWAY

1- 0

1- 0

1- 1

1- 2

0- 1

0- 0

NEUTRAL

0- 0

0- 1

1- 0

9- 4

0- 2

1- 1

NON-CONFERENCE

1- 0

0- 1

7- 0

7- 1

0- 1

1- 0

HOME

1- 0

0- 0

5- 0

1- 1

0- 0

0- 1

AWAY

0- 0

0- 0

1- 0

1- 2

0- 1

0- 0

NEUTRAL

0- 0

0- 1

1- 0

6- 2

1- 1

1- 0

CONFERENCE

2- 0

2- 0

0- 1

4- 0

1- 0

1- 0

HOME

1- 0

1- 0

0- 0

2- 2

0- 1

0- 0

AWAY

1- 0

1- 0

0- 1

0- 0

0- 0

0- 0

NEUTRAL

0- 0

0- 0

0- 0

RPI 1-25

RPI 26-50

Team's RPI: 26

RPI 51-100

RPI 101+

RPI	S	Opponent	Score
8	N	UConn	40 86
10	H	Iowa	62 57
16	A	Rutgers	63 65
18	H	South Carolina	73 82

RPI	S	Opponent	Score
28	H	Miami (FL)	74 63
29	H	Indiana	56 53
33	A	Ohio	73 80

RPI	S	Opponent	Score
60	H	Harvard	66 65
61	H	Michigan	71 70
68	A	Northwestern	57 54

RPI	S	Opponent	Score
107	N	St. John's (NY)	62 68
114	H	Ohio St.	60 42
132	A	Minnesota	64 53
155	H	Bradley	74 61
174	A	Wisconsin	69 76
189	A	Ball St.	80 38
203	N	Ole Miss	70 59
218	H	Loyola Chicago	65 41
229	H	Western Ill.	81 60
254	H	Albany (NY)	53 41
331	H	Purdue Fort Wayne	78 44

LAST 12 Division I GAMES:

68	A	Northwestern	57 54	132	A	Minnesota	64 53
10	H	Iowa	62 57	29	H	Indiana	56 53
61	H	Michigan	71 70	16	A	Rutgers	63 65
174	A	Wisconsin	69 76	254	H	Albany (NY)	53 41
114	H	Ohio St.	60 42	18	H	South Carolina	73 82
155	H	Bradley	74 61	218	H	Loyola Chicago	65 41

Non-Div I Games:

Purdue

Loss,
Non-Conf,
S Site,
H Home
A Away
N Neutral

Average RPI Win:	272	WON-LOST	WINNING	LAST 10	STRENGTH OF	OPP. STRENGTH	TEAM	ADJ.	CONF.	ADJ CONF.
Average RPI Loss:	190	RECORD	PCT. RANK	GAMES	SCHEDULE	OF SCHEDULE	RPI	RPI	RPI	RPI

DIV. I ONLY	3- 14	318	3-7	285	257	331	331	18	18
DIV. I NON-CONF.	1- 8	322	0- 0	310	319	343	343	17	17

TOTALS	RPI 1-25	RPI 26-50	W-L RECORDS	RPI 51-100	RPI 101-150	RPI 150+			
3- 14	0- 0	0- 3	OVERALL	0- 0	0- 0	3- 11			
2- 5	0- 0	0- 1	HOME	0- 0	0- 0	2- 4			
1- 9	0- 0	0- 2	AWAY	0- 0	0- 0	1- 7			
0- 0	0- 0	0- 0	NEUTRAL	0- 0	0- 0	0- 0			
1- 8	0- 0	0- 1	NON-CONFERENCE	0- 0	0- 0	1- 7			
0- 3	0- 0	0- 0	HOME	0- 0	0- 0	0- 3			
1- 5	0- 0	0- 1	AWAY	0- 0	0- 0	1- 4			
0- 0	0- 0	0- 0	NEUTRAL	0- 0	0- 0	0- 0			
2- 6	0- 0	0- 2	CONFERENCE	0- 0	0- 0	2- 4			
2- 2	0- 0	0- 1	HOME	0- 0	0- 0	2- 1			
0- 4	0- 0	0- 1	AWAY	0- 0	0- 0	0- 3			
0- 0	0- 0	0- 0	NEUTRAL	0- 0	0- 0	0- 0			

RPI 1-25	RPI 26-50	RPI 51-100	RPI 101+	Team's RPI: 331
RPI S Opponent Score	RPI S Opponent Score	RPI S Opponent Score	RPI S Opponent Score	Score
	26 A Purdue 44 78		166 H Denver 70 55	
	32 A South Dakota 51 69		175 H Oral Roberts 61 72	
	34 H South Dakota St. 52 85		177 H Eastern Mi ch. 72 87	
			192 A Mi lwaukee 48 70	
			207 H SIUE 49 57	
			213 A North Dakota 60 79	
			218 A Loyol a Chi cago 67 81	
			229 A Western III. 59 73	
			267 A Eastern III. 63 72	
			279 A Western Mi ch. 61 69	
			308 H Valparai so 64 68	
			309 A North Dakota St. 54 70	
			311 H Omaha 56 48	
			340 A Evansvi l e 72 66	
LAST 12 Division I GAMES:				
	32 A South Dakota 51 69	166 H Denver 70 55		
	175 H Oral Roberts 61 72	311 H Omaha 56 48		
	34 H South Dakota St. 52 85	229 A Western III. 59 73		
	213 A North Dakota 60 79	177 H Eastern Mi ch. 72 87		
	309 A North Dakota St. 54 70	192 A Mi lwaukee 48 70		
	308 H Valparai so 64 68	218 A Loyol a Chi cago 67 81		

Non-Div I Games: Taylor (IN) 84 74 Goshen 86 45 Ind. -Kokomo 87 50

Average RPI	Win: 205	WON-LOST RECORD	WINNING PCT. RANK	LAST 10 GAMES	STRENGTH OF SCHEDULE	OPP. STRENGTH OF SCHEDULE	TEAM RPI	ADJ. RPI	CONF. RPI	ADJ CONF. RPI
Average RPI	Loss: 39									
DIV. I ONLY	12- 6	84	8-2	60	126	57	57	27	27	
DIV. I NON-CONF.	5- 6	177	1- 0	19	15	53	53	28	28	

TOTALS	RPI 1-25	RPI 26-50	W-L RECORDS	RPI 51-100	RPI 101-150	RPI 150+				
12- 6	0- 3	0- 1	OVERALL	2- 2	2- 0	8- 0				
5- 2	0- 2	0- 0	HOME	0- 0	0- 0	5- 0				
6- 2	0- 0	0- 0	AWAY	2- 2	2- 0	2- 0				
1- 2	0- 1	0- 1	NEUTRAL	0- 0	0- 0	1- 0				
5- 6	0- 3	0- 1	NON-CONFERENCE	2- 2	1- 0	2- 0				
1- 2	0- 2	0- 0	HOME	0- 0	0- 0	1- 0				
3- 2	0- 0	0- 0	AWAY	2- 2	1- 0	0- 0				
1- 2	0- 1	0- 1	NEUTRAL	0- 0	0- 0	1- 0				
7- 0	0- 0	0- 0	CONFERENCE	0- 0	1- 0	6- 0				
4- 0	0- 0	0- 0	HOME	0- 0	0- 0	4- 0				
3- 0	0- 0	0- 0	AWAY	0- 0	1- 0	2- 0				
0- 0	0- 0	0- 0	NEUTRAL	0- 0	0- 0	0- 0				

RPI 1-25				RPI 26-50				RPI 51-100				RPI 101+			
RPI	S	Opponent	Score	RPI	S	Opponent	Score	RPI	S	Opponent	Score	RPI	S	Opponent	Score
17	H	UCF	45 47	39	N	Missouri	51 65	54	A	Bucknell	58 75	123	A	Drexel	56 52
19	N	Texas	55 56					60	A	Harvard	72 67	128	A	Marist	76 69
22	H	Central Mich.	52 67					78	A	Providence	48 44	189	N	Ball St.	69 66
								83	A	Princeton	42 54	238	A	Niagara	96 55
												239	H	Monmouth	67 38
												258	H	Siena	68 31
												271	H	Richmond	65 48
												280	A	Canisius	55 42
												296	H	Saint Peter's	90 45
												302	H	Fairfield	81 36

LAST 12 Division I GAMES:															
280	A	Canisius	55 42	189	N	Ball St.	69 66								
238	A	Niagara	96 55	39	N	Missouri	51 65								
239	H	Monmouth	67 38	258	H	Siena	68 31								
128	A	Marist	76 69	17	H	UCF	45 47								
296	H	Saint Peter's	90 45	271	H	Richmond	65 48								
302	H	Fairfield	81 36	83	A	Princeton	42 54								

Non-Div I Games:

Qui nni pi ac

Average RPI Win: 239

Average RPI Loss: 124

WON-LOST
RECORDWINNING
PCT. RANKLAST 10
GAMESSTRENGTH OF
SCHEDULEOPP. STRENGTH
OF SCHEDULETEAM
RPIADJ.
RPICONF.
RPIADJ CONF.
RPIDIV. I ONLY
DIV. I NON-CONF.12- 6
5- 584
1628-2
0- 0209
121236
94126
113126
11328
2928
29

TOTALS

RPI 1-25

RPI 26-50

W-L RECORDS

RPI 51-100

RPI 101-150

RPI 150+

12- 6

0- 1

0- 0

OVERALL

1- 2

2- 1

9- 2

6- 1

0- 0

0- 0

HOME

0- 0

1- 1

5- 0

5- 4

0- 1

0- 0

AWAY

1- 1

1- 0

3- 2

1- 1

0- 0

0- 0

NEUTRAL

0- 1

0- 0

1- 0

5- 5

0- 1

0- 0

NON-CONFERENCE

1- 2

1- 1

3- 1

2- 1

0- 0

0- 0

HOME

0- 0

0- 1

2- 0

2- 3

0- 1

0- 0

AWAY

1- 1

1- 0

0- 1

1- 1

0- 0

0- 0

NEUTRAL

0- 1

0- 0

1- 0

7- 1

0- 0

0- 0

CONFERENCE

0- 0

1- 0

6- 1

4- 0

0- 0

0- 0

HOME

0- 0

1- 0

3- 0

3- 1

0- 0

0- 0

AWAY

0- 0

0- 0

3- 1

0- 0

0- 0

0- 0

NEUTRAL

0- 0

0- 0

0- 0

RPI 1-25

RPI 26-50

RPI 51-100

RPI 101+

Team's RPI: 126

RPI	S	Opponent	Score
6	A	NC State	58 75

RPI	S	Opponent	Score
-----	---	----------	-------

RPI	S	Opponent	Score
75	A	Virginia Tech	44 55
82	A	Virginia	57 44
89	N	Nebraska	39 77

RPI	S	Opponent	Score
134	H	Morehead St.	72 79
136	A	VCU	54 49
146	H	High Point	80 58
186	A	Hampton	54 68
199	H	UNC Asheville	60 46
217	N	Temple	56 50
251	A	Campbell	56 52
253	A	Mt. St. Mary's	77 89
256	H	ETSU	79 64
278	H	Winthrop	70 49
294	H	South Carolina St.	61 31
326	H	Presbyterian	59 49
334	A	Charleston So.	67 41
348	A	Longwood	68 34

LAST 12 Division I GAMES:

334	A	Charleston So.	67	41	251	A	Campbell	56	52
278	H	Winthrop	70	49	326	H	Presbyterian	59	49
186	A	Hampton	54	68	348	A	Longwood	68	34
146	H	High Point	80	58	136	A	VCU	54	49
199	H	UNC Asheville	60	46	134	H	Morehead St.	72	79
253	A	Mt. St. Mary's	77	89	82	A	Virginia	57	44

Radford

Radford

Non-Div I Games:

Shepherd

60 46

Radford

Loss, Non-Conf, S Site, H Home A Away N Neutral

Average RPI Win:	212	WON-LOST	WINNING	LAST 10	STRENGTH OF	OPP. STRENGTH	TEAM	ADJ.	CONF.	ADJ CONF.
Average RPI Loss:	113	RECORD	PCT. RANK	GAMES	SCHEDULE	OF SCHEDULE	RPI	RPI	RPI	RPI
DIV. I ONLY	7- 11	235	2-8	84	169	173	173	17	17	
DIV. I NON-CONF.	5- 7	206	1- 0	48	171	142	142	16	16	

TOTALS	RPI 1-25	RPI 26-50	W-L RECORDS	RPI 51-100	RPI 101-150	RPI 150+				
7- 11	0- 1	0- 1	OVERALL	1- 3	0- 4	6- 2				
3- 6	0- 0	0- 0	HOME	1- 3	0- 2	2- 1				
4- 5	0- 1	0- 1	AWAY	0- 0	0- 2	4- 1				
0- 0	0- 0	0- 0	NEUTRAL	0- 0	0- 0	0- 0				
5- 7	0- 1	0- 1	NON-CONFERENCE	1- 3	0- 1	4- 1				
3- 3	0- 0	0- 0	HOME	1- 3	0- 0	2- 0				
2- 4	0- 1	0- 1	AWAY	0- 0	0- 1	2- 1				
0- 0	0- 0	0- 0	NEUTRAL	0- 0	0- 0	0- 0				
2- 4	0- 0	0- 0	CONFERENCE	0- 0	0- 3	2- 1				
0- 3	0- 0	0- 0	HOME	0- 0	0- 2	0- 1				
2- 1	0- 0	0- 0	AWAY	0- 0	0- 1	2- 0				
0- 0	0- 0	0- 0	NEUTRAL	0- 0	0- 0	0- 0				

RPI 1-25				RPI 26-50				RPI 51-100				RPI 101+ Team's RPI: 173			
RPI	S	Opponent	Score	RPI	S	Opponent	Score	RPI	S	Opponent	Score	RPI	S	Opponent	Score
20	A	Kentucky	52 75	40	A	Clemson	67 80	60	H	Harvard	47 80	132	A	Minnesota	71 91
								77	H	Boston College	64 88	133	H	Fordham	38 56
								78	H	Providence	72 65	136	A	VCU	39 74
								100	H	Hartford	51 65	144	H	Davidson	67 77
												187	H	George Washington	59 64
												198	A	Saint Louis	68 56
												206	H	Brown	72 67
												210	A	Holy Cross	65 73
												213	H	North Dakota	77 63
												246	A	Robert Morris	46 41
												271	A	Richmond	66 60
												272	A	Vermont	61 58
LAST 12 Division I GAMES:															
198	A	Saint Louis	68 56	206	H	Brown	72 67	133	H	Fordham	38 56				
144	H	Davidson	67 77	136	A	VCU	39 74	100	H	Hartford	51 65				
187	H	George Washington	59 64	40	A	Clemson	67 80	20	A	Kentucky	52 75				
271	A	Richmond	66 60												
60	H	Harvard	47 80												
132	A	Minnesota	71 91												

Non-Div I Games:

Rhode Island

Average RPI Win:	205	WON-LOST	WINNING	LAST 10	STRENGTH OF	OPP. STRENGTH	TEAM	ADJ.	CONF.	ADJ CONF.
Average RPI Loss:	37	RECORD	PCT. RANK	GAMES	SCHEDULE	OF SCHEDULE	RPI	RPI	RPI	RPI
DIV. I ONLY	16- 3	21	9-1	243	91	59	59	16	16	
DIV. I NON-CONF.	9- 3	61	0- 0	293	54	102	102	18	18	

TOTALS	RPI 1-25	RPI 26-50	W-L RECORDS	RPI 51-100	RPI 101-150	RPI 150+				
16- 3	0- 1	0- 2	OVERALL	2- 0	2- 0	12- 0				
8- 0	0- 0	0- 0	HOME	0- 0	0- 0	8- 0				
7- 2	0- 1	0- 1	AWAY	2- 0	2- 0	3- 0				
1- 1	0- 0	0- 1	NEUTRAL	0- 0	0- 0	1- 0				
9- 3	0- 1	0- 2	NON-CONFERENCE	1- 0	0- 0	8- 0				
5- 0	0- 0	0- 0	HOME	0- 0	0- 0	5- 0				
3- 2	0- 1	0- 1	AWAY	1- 0	0- 0	2- 0				
1- 1	0- 0	0- 1	NEUTRAL	0- 0	0- 0	1- 0				
7- 0	0- 0	0- 0	CONFERENCE	1- 0	2- 0	4- 0				
3- 0	0- 0	0- 0	HOME	0- 0	0- 0	3- 0				
4- 0	0- 0	0- 0	AWAY	1- 0	2- 0	1- 0				
0- 0	0- 0	0- 0	NEUTRAL	0- 0	0- 0	0- 0				

RPI 1-25				RPI 26-50				RPI 51-100				Team's RPI : 59				RPI 101+			
RPI	S	Opponent	Score	RPI	S	Opponent	Score	RPI	S	Opponent	Score	RPI	S	Opponent	Score	RPI	S	Opponent	Score
21	A	Texas A&M	54 65	43	N	North Carolina	50 71	70	A	Middle Tenn.	60 47	147	A	Louisiana Tech	61 51	148	A	UAB	55 43
				46	A	UCLA	50 59	76	A	Little Rock	79 65	162	H	Georgia St.	66 49	178	A	Southern Miss.	58 47
												183	H	North Texas	64 52	195	H	SMU	66 52
												200	A	Prairie View	68 58	205	N	Coastal Caro.	56 52
												234	H	Texas Southern	76 71	263	H	UTSA	85 54
												268	H	UTEP	76 42	303	A	Incarnate Word	74 63
												320	H	McNeese	93 65	327	H	New Orleans	67 56
LAST 12 Division I GAMES:																			
268	H	UTEP	76 42	148	A	UAB	55 43	70	A	Middle Tenn.	60 47	183	H	North Texas	64 52	43	N	North Carolina	50 71
263	H	UTSA	85 54					195	H	SMU	66 52	200	A	Prairie View	68 58				
147	A	Louisiana Tech	61 51																
178	A	Southern Miss.	58 47																
303	A	Incarnate Word	74 63																
205	N	Coastal Caro.	56 52																

Non-Div I Games:

Rice

RPI 1-25				RPI 26-50				RPI 51-100				RPI 101+				Team's RPI: 271	
RPI	S	Opponent	Score	RPI	S	Opponent	Score	RPI	S	Opponent	Score	RPI	S	Opponent	Score		
17	A	UCF	48 70	33	H	Ohio	58 109	57	A	Quinnipiac	48 65	115	A	Wake Forest	48 62		
								75	N	Virginia Tech	57 85	123	H	Drexel	35 58		
								95	H	Georgetown	53 73	133	A	Fordham	48 60		
												136	H	VCU	43 68		
												142	A	Duquesne	54 80		
												144	A	Davidson	55 78		
												145	A	William & Mary	55 65		
												173	H	Rhode Island	60 66		
												197	H	UMES	57 55		
												226	H	Howard	67 60		
												282	A	Fla. Atlantic	55 69		
												287	H	Saint Joseph's	46 45		
												289	A	La Salle	74 60		
												302	H	Fairfield	40 58		
												318	H	UNC Greensboro	59 48		
LAST 12 Division I GAMES:																	
				144	A	Davidson	55 78	289	A	La Salle	74 60						
				136	H	VCU	43 68	287	H	Saint Joseph's	46 45						
				133	A	Fordham	48 60	142	A	Duquesne	54 80						
				173	H	Rhode Island	60 66	33	H	Ohio	58 109						
				318	H	UNC Greensboro	59 48	57	A	Quinnipiac	48 65						
				123	H	Drexel	35 58	226	H	Howard	67 60						

Ri chmond

Average RPI Win: 287
Average RPI Loss: 162

WON-LOST
RECORD

WINNING
PCT. RANK

LAST 10
GAMES

STRENGTH OF
SCHEDULE

OPP. STRENGTH
OF SCHEDULE

TEAM
RPI

ADJ.
RPI

CONF.
RPI

ADJ CONF.
RPI

DIV. I ONLY	10- 8	133	7-3	316	251	225	225	27	27
DIV. I NON-CONF.	4- 7	228	0- 1	238	215	255	255	28	28
TOTALS	RPI 1-25	RPI 26-50	W-L RECORDS	RPI 51-100	RPI 101-150	RPI 150+			
10- 8	0- 0	0- 0	OVERALL	0- 4	0- 0	10- 4			
4- 4	0- 0	0- 0	HOME	0- 2	0- 0	4- 2			
6- 3	0- 0	0- 0	AWAY	0- 1	0- 0	6- 2			
0- 1	0- 0	0- 0	NEUTRAL	0- 1	0- 0	0- 0			
4- 7	0- 0	0- 0	NON-CONFERENCE	0- 4	0- 0	4- 3			
2- 3	0- 0	0- 0	HOME	0- 2	0- 0	2- 1			
2- 3	0- 0	0- 0	AWAY	0- 1	0- 0	2- 2			
0- 1	0- 0	0- 0	NEUTRAL	0- 1	0- 0	0- 0			
6- 1	0- 0	0- 0	CONFERENCE	0- 0	0- 0	6- 1			
2- 1	0- 0	0- 0	HOME	0- 0	0- 0	2- 1			
4- 0	0- 0	0- 0	AWAY	0- 0	0- 0	4- 0			
0- 0	0- 0	0- 0	NEUTRAL	0- 0	0- 0	0- 0			

RPI	S	Opponent	Score	RPI	S	Opponent	Score	RPI	S	Opponent	Score	RPI	S	Opponent	Score
54	A	Bucknell	59 80	77	N	Boston College	61 112	83	H	Princeton	65 89	95	H	Georgetown	49 79
210	A	Holy Cross	61 71	222	H	Navy	60 66	239	A	Monmouth	55 43	248	A	Binghamton	62 57
253	H	Mt. St. Mary's	85 67	258	A	Siena	55 52	272	A	Vermont	49 54	280	H	Canisius	49 62
287	A	Saint Joseph's	56 54	296	H	Saint Peter's	60 38	302	H	Fairfield	62 59	317	H	NJIT	67 46
332	A	Iona	66 58	342	A	Manhattan	73 63								
LAST 12 Division I GAMES:															
296	H	Saint Peter's	60 38	77	N	Boston College	61 112	280	H	Canisius	49 62	342	A	Manhattan	73 63
332	A	Iona	66 58	248	A	Binghamton	62 57	54	A	Bucknell	59 80	222	H	Navy	60 66
258	A	Siena	55 52												
239	A	Monmouth	55 43												
302	H	Fairfield	62 59												
95	H	Georgetown	49 79												

Non-Div I Games:

Ri der

Average RPI Win:	307	WON-LOST	WINNING	LAST 10	STRENGTH OF	OPP. STRENGTH	TEAM	ADJ.	CONF.	ADJ CONF.
Average RPI Loss:	122	RECORD	PCT. RANK	GAMES	SCHEDULE	OF SCHEDULE	RPI	RPI	RPI	RPI
DIV. I ONLY	9- 8	144	9-1	322	242	246	246	31	31	
DIV. I NON-CONF.	2- 8	293	0- 1	255	62	318	318	31	31	

TOTALS	RPI 1-25	RPI 26-50	W-L RECORDS	RPI 51-100	RPI 101-150	RPI 150+				
9- 8	0- 1	0- 1	OVERALL	0- 1	0- 2	9- 3				
5- 3	0- 0	0- 1	HOME	0- 1	0- 0	5- 1				
4- 4	0- 1	0- 0	AWAY	0- 0	0- 2	4- 1				
0- 1	0- 0	0- 0	NEUTRAL	0- 0	0- 0	0- 1				
2- 8	0- 1	0- 1	NON-CONFERENCE	0- 1	0- 2	2- 3				
2- 3	0- 0	0- 1	HOME	0- 1	0- 0	2- 1				
0- 4	0- 1	0- 0	AWAY	0- 0	0- 2	0- 1				
0- 1	0- 0	0- 0	NEUTRAL	0- 0	0- 0	0- 1				
7- 0	0- 0	0- 0	CONFERENCE	0- 0	0- 0	7- 0				
3- 0	0- 0	0- 0	HOME	0- 0	0- 0	3- 0				
4- 0	0- 0	0- 0	AWAY	0- 0	0- 0	4- 0				
0- 0	0- 0	0- 0	NEUTRAL	0- 0	0- 0	0- 0				

RPI 1-25				RPI 26-50				RPI 51-100				RPI 101+ Team's RPI: 246			
RPI	S	Opponent	Score	RPI	S	Opponent	Score	RPI	S	Opponent	Score	RPI	S	Opponent	Score
10	A	Iowa	63 92	47	H	James Madison	36 59	92	H	Kent St.	46 54	116	A	Youngstown St.	59 69
												117	A	Loyola Marymount	53 61
												173	H	Rhode Island	41 46
												195	N	SMU	55 60
												228	A	Bowling Green	60 61
												253	H	Mt. St. Mary's	70 58
												276	A	St. Francis Brooklyn	75 56
												281	A	Bryant	60 57
												289	H	La Salle	67 39
												297	A	Central Conn. St.	64 57
												323	H	Wagner	69 46
												345	H	Fairleigh Dickinson	71 49
												346	H	Delaware St.	64 63
												351	A	LIU Brooklyn	89 37
LAST 12 Division I GAMES:															
281	A	Bryant	60 57	117	A	Loyola Marymount	53 61								
351	A	LIU Brooklyn	89 37	323	H	Wagner	69 46								
276	A	St. Francis Brooklyn	75 56	297	A	Central Conn. St.	64 57								
345	H	Fairleigh Dickinson	71 49	346	H	Delaware St.	64 63								
253	H	Mt. St. Mary's	70 58	92	H	Kent St.	46 54								
47	H	James Madison	36 59	10	A	Iowa	63 92								

Non-Div I Games: Pitt.-Johnstown 73 53

Robert Morris

Average RPI Win: **135**
 Average RPI Loss: **28**

WON-LOST
RECORD

WINNING
PCT. RANK

LAST 10
GAMES

STRENGTH OF
SCHEDULE

OPP. STRENGTH
OF SCHEDULE

TEAM
RPI

ADJ.
RPI

CONF.
RPI

ADJ CONF.
RPI

DIV. I ONLY	15- 4	34	9-1	32	32	16	16	4	4
DIV. I NON-CONF.	8- 3	72	1- 1	98	66	54	54	5	5

TOTALS	RPI 1-25	RPI 26-50	W-L RECORDS	RPI 51-100	RPI 101-150	RPI 150+			
15- 4	1- 3	2- 0	OVERALL	5- 1	0- 0	7- 0			
10- 0	0- 0	2- 0	HOME	3- 0	0- 0	5- 0			
4- 2	1- 1	0- 0	AWAY	2- 1	0- 0	1- 0			
1- 2	0- 2	0- 0	NEUTRAL	0- 0	0- 0	1- 0			
8- 3	0- 2	0- 0	NON-CONFERENCE	2- 1	0- 0	6- 0			
6- 0	0- 0	0- 0	HOME	1- 0	0- 0	5- 0			
1- 1	0- 0	0- 0	AWAY	1- 1	0- 0	0- 0			
1- 2	0- 2	0- 0	NEUTRAL	0- 0	0- 0	1- 0			
7- 1	1- 1	2- 0	CONFERENCE	3- 0	0- 0	1- 0			
4- 0	0- 0	2- 0	HOME	2- 0	0- 0	0- 0			
3- 1	1- 1	0- 0	AWAY	1- 0	0- 0	1- 0			
0- 0	0- 0	0- 0	NEUTRAL	0- 0	0- 0	0- 0			

RPI	S	Opponent	Score	RPI	S	Opponent	Score	RPI	S	Opponent	Score	RPI	S	Opponent	Score
10	A	Iowa	66 72	26	H	Purdue	65 63	55	H	LSU	57 43	165	H	Stony Brook	61 47
13	N	Drake	59 69	27	H	Michigan St.	76 62	60	A	Harvard	60 49	171	A	Illinois	71 60
14	N	Gonzaga	40 57					68	H	Northwestern	45 41	206	H	Brown	73 52
23	A	Maryland	73 65					75	A	Virginia Tech	51 67	235	H	Saint Francis (PA)	96 52
								89	A	Nebraska	62 56	254	H	Albany (NY)	65 39
								96	H	Penn St.	74 61	256	N	ETSU	68 44
												297	H	Central Conn. St.	73 44

LAST 12 Division I GAMES:															
27	H	Michigan St.	76 62	256	N	ETSU	68 44	14	N	Gonzaga	40 57	10	A	Iowa	66 72
26	H	Purdue	65 63					23	A	Maryland	73 65	68	H	Northwestern	45 41
89	A	Nebraska	62 56					55	H	LSU	57 43				
171	A	Illinois	71 60												
96	H	Penn St.	74 61												
206	H	Brown	73 52												

Non-Div I Games:

Rutgers

Average RPI Win:	227	WON-LOST	WINNING	LAST 10	STRENGTH OF	OPP. STRENGTH	TEAM	ADJ.	CONF.	ADJ CONF.
Average RPI Loss:	78	RECORD	PCT. RANK	GAMES	SCHEDULE	OF SCHEDULE	RPI	RPI	RPI	RPI
DIV. I ONLY	12- 3	31	9-1	195	244	66	66	26	26	
DIV. I NON-CONF.	6- 3	91	0- 1	83	178	58	58	23	23	

TOTALS	RPI 1-25	RPI 26-50	W-L RECORDS	RPI 51-100	RPI 101-150	RPI 150+				
12- 3	0- 0	0- 2	OVERALL	0- 0	2- 0	10- 1				
8- 0	0- 0	0- 0	HOME	0- 0	2- 0	6- 0				
3- 3	0- 0	0- 2	AWAY	0- 0	0- 0	3- 1				
1- 0	0- 0	0- 0	NEUTRAL	0- 0	0- 0	1- 0				
6- 3	0- 0	0- 2	NON-CONFERENCE	0- 0	2- 0	4- 1				
5- 0	0- 0	0- 0	HOME	0- 0	2- 0	3- 0				
0- 3	0- 0	0- 2	AWAY	0- 0	0- 0	0- 1				
1- 0	0- 0	0- 0	NEUTRAL	0- 0	0- 0	1- 0				
6- 0	0- 0	0- 0	CONFERENCE	0- 0	0- 0	6- 0				
3- 0	0- 0	0- 0	HOME	0- 0	0- 0	3- 0				
3- 0	0- 0	0- 0	AWAY	0- 0	0- 0	3- 0				
0- 0	0- 0	0- 0	NEUTRAL	0- 0	0- 0	0- 0				

S
F
A

RPI 1-25				RPI 26-50				RPI 51-100				Team's RPI : 66				RPI 101+			
RPI	S	Opponent	Score	RPI	S	Opponent	Score	RPI	S	Opponent	Score	RPI	S	Opponent	Score	RPI	S	Opponent	Score
				28	A	Mi ami (FL)	60	81								104	H	Yale	67 57
				44	A	New Mexi co	33	74								138	H	Tul sa	76 34
																151	H	Montana St.	60 53
																161	A	Texas Tech	69 77
																176	A	Abilene Christian	71 55
																186	N	Hampton	70 68
																201	H	Nicholls St.	70 62
																234	H	Texas Southern	74 55
																264	A	Southeastern La.	62 51
																303	A	Incarnate Word	66 56
																313	H	Northwestern St.	84 56
																321	H	Morgan St.	69 42
																327	H	New Orleans	97 38
LAST 12 Division I GAMES:																			
				303	A	Incarnate Word	66 56	44	A	New Mexico	33 74					104	H	Yale	67 57
				327	H	New Orleans	97 38									176	A	Abilene Christian	71 55
				313	H	Northwestern St.	84 56									234	H	Texas Southern	74 55
				201	H	Nicholls St.	70 62									151	H	Montana St.	60 53
				264	A	Southeastern La.	62 51									161	A	Texas Tech	69 77
				186	N	Hampton	70 68												

S
F
A

Non-Div I Games: Wiley 97 38 Cameron 86 59 Our Lady of the Lake 77

SFA

S
I
U
E

SIUE		Through Games Of Jan. 26, 2019										
Average RPI	Win:	286	WON-LOST	WINNING	LAST 10	STRENGTH OF		OPP. STRENGTH	TEAM	ADJ.	CONF.	ADJ CONF.
Average RPI	Loss:	158	RECORD	PCT. RANK	GAMES	SCHEDULE		OF SCHEDULE	RPI	RPI	RPI	RPI
DIV. I ONLY		8- 10	203	5-5	280	302		207	207	22	22	
DIV. I NON-CONF.		4- 6	212	0- 0	307	268		236	236	20	20	

TOTALS		RPI 1-25	RPI 26-50		W-L RECORDS		RPI 51-100		RPI 101-150		RPI 150+	
8- 10	0- 0	0- 1		OVERALL		0- 1		0- 2		8- 6		
3- 1	0- 0	0- 0		HOME		0- 0		0- 0		3- 1		
5- 8	0- 0	0- 1		AWAY		0- 0		0- 2		5- 5		
0- 1	0- 0	0- 0		NEUTRAL		0- 1		0- 0		0- 0		
4- 6	0- 0	0- 1		NON-CONFERENCE		0- 1		0- 0		4- 4		
1- 0	0- 0	0- 0		HOME		0- 0		0- 0		1- 0		
3- 5	0- 0	0- 1		AWAY		0- 0		0- 0		3- 4		
0- 1	0- 0	0- 0		NEUTRAL		0- 1		0- 0		0- 0		
4- 4	0- 0	0- 0		CONFERENCE		0- 0		0- 2		4- 2		
2- 1	0- 0	0- 0		HOME		0- 0		0- 0		2- 1		
2- 3	0- 0	0- 0		AWAY		0- 0		0- 2		2- 1		
0- 0	0- 0	0- 0		NEUTRAL		0- 0		0- 0		0- 0		

S
I
U
E

RPI 1-25				RPI 26-50				RPI 51-100				RPI 101+ Team's RPI: 207			
RPI	S	Opponent	Score	RPI	S	Opponent	Score	RPI	S	Opponent	Score	RPI	S	Opponent	Score
				39	A	Missouri	36 59	93	N	Missouri St.	65 68	124	A	Tennessee Tech	55 79
												135	A	UT Martin	55 68
												171	A	Illinois	57 74
												190	H	Illinois St.	68 61
												194	A	UMKC	75 80
												198	A	Saint Louis	56 63
												202	A	Jacksonville St.	51 47
												204	A	Southeast Mo. St.	58 63
												204	H	Southeast Mo. St.	52 62
												218	A	Loyola Chicago	43 56
												267	A	Eastern Ill.	65 56
												305	H	Murray St.	71 54
												307	H	Austin Peay	69 68
												331	A	Purdue Fort Wayne	57 49
												340	A	Evansville	54 45
												344	A	Chicago St.	82 66

LAST 12 Division I GAMES:															
				307	H	Austin Peay	69 68	135	A	UT Martin	55 68				
				202	A	Jacksonville St.	51 47	204	A	Southeast Mo. St.	58 63				
				124	A	Tennessee Tech	55 79	305	H	Murray St.	71 54				
				267	A	Eastern Ill.	65 56	194	A	UMKC	75 80				
				204	H	Southeast Mo. St.	52 62	171	A	Illinois	57 74				
				93	N	Missouri St.	65 68	344	A	Chicago St.	82 66				

Non-Div I Games: McKendree 64 63

SIUE

Through Games Of Jan. 26, 2019																
SMU		Average RPI	W-L	WINNING	LAST 10	STRENGTH OF SCHEDULE		OPP. STRENGTH OF SCHEDULE	TEAM RPI	ADJ. RPI	CONF. RPI	ADJ CONF. RPI				
Average RPI		Loss: 101	RECORD	PCT. RANK	GAMES											
DIV. I ONLY		8- 12	231	3-7	92	187		195	195	9	9					
DIV. I NON-CONF.		6- 7	172	1- 0	203	265		242	242	9	9					

TOTALS		RPI 1-25	RPI 26-50		W-L RECORDS		RPI 51-100		RPI 101-150		RPI 150+					
8- 12		0- 2	0- 0		OVERALL		0- 3		0- 6		8- 1					
6- 6		0- 0	0- 0		HOME		0- 0		0- 5		6- 1					
0- 6		0- 2	0- 0		AWAY		0- 3		0- 1		0- 0					
2- 0		0- 0	0- 0		NEUTRAL		0- 0		0- 0		2- 0					
6- 7		0- 0	0- 0		NON-CONFERENCE		0- 2		0- 4		6- 1					
4- 4		0- 0	0- 0		HOME		0- 0		0- 3		4- 1					
0- 3		0- 0	0- 0		AWAY		0- 2		0- 1		0- 0					
2- 0		0- 0	0- 0		NEUTRAL		0- 0		0- 0		2- 0					
2- 5		0- 2	0- 0		CONFERENCE		0- 1		0- 2		2- 0					
2- 2		0- 0	0- 0		HOME		0- 0		0- 2		2- 0					
0- 3		0- 2	0- 0		AWAY		0- 1		0- 0		0- 0					
0- 0		0- 0	0- 0		NEUTRAL		0- 0		0- 0		0- 0					

RPI 1-25		RPI 26-50		RPI 51-100		RPI 101+		Team's RPI: 195								
RPI	S	Opponent	Score	RPI	S	Opponent	Score	RPI	S	Opponent	Score					
8	A	UConn	39 79					102	H	Houston	61 72					
17	A	UCF	43 55					112	H	UT Arlington	41 66					
								113	A	Northern Colo.	57 58					
								118	H	Alabama	61 62					
								119	H	Tulane	43 61					
								140	H	Oklahoma	61 77					
								152	H	South Fla.	46 44					
								183	H	North Texas	73 66					
								246	N	Robert Morris	60 55					
								259	H	Wichi ta St.	78 50					
								260	N	Northern Ari z.	55 48					
								264	H	Southeastern La.	62 63					
								285	H	CSU Bakersfi eld	49 43					
								295	H	La. -Monroe	49 38					
								306	H	Mi ssi ssi ppi Val .	62 47					

LAST 12 Di vi si on I GAMES:																
17	A	UCF	43 55	260	N	Northern Ari z.	55 48									
259	H	Wichi ta St.	78 50	152	H	South Fla.	46 44									
119	H	Tulane	43 61	8	A	UConn	39 79									
102	H	Houston	61 72	140	H	Oklahoma	61 77									
98	A	Ci nci nnati	57 69	285	H	CSU Bakersfi eld	49 43									
112	H	UT Arlington	41 66	59	A	Ri ce	52 66									

Non-Di v I Games:

SMU

Average RPI	Win:	223	WON-LOST	WINNING	LAST 10	STRENGTH OF	OPP. STRENGTH	TEAM	ADJ.	CONF.	ADJ CONF.
Average RPI	Loss:	125	RECORD	PCT. RANK	GAMES	SCHEDULE	OF SCHEDULE	RPI	RPI	RPI	RPI
DIV. I ONLY		6- 9		231	4-6	205	137	227	227	15	15
DIV. I NON-CONF.		3- 4		199	1- 0	150	220	217	217	11	11
<hr/>											
TOTALS	RPI 1-25		RPI 26-50		W-L RECORDS	RPI 51-100		RPI 101-150		RPI 150+	
6- 9	0- 0		0- 1		OVERALL	0- 2		0- 3		6- 3	
3- 4	0- 0		0- 0		HOME	0- 1		0- 1		3- 2	
1- 4	0- 0		0- 1		AWAY	0- 1		0- 2		1- 0	
2- 1	0- 0		0- 0		NEUTRAL	0- 0		0- 0		2- 1	
3- 4	0- 0		0- 1		NON-CONFERENCE	0- 1		0- 0		3- 2	
1- 2	0- 0		0- 0		HOME	0- 1		0- 0		1- 1	
0- 1	0- 0		0- 1		AWAY	0- 0		0- 0		0- 0	
2- 1	0- 0		0- 0		NEUTRAL	0- 0		0- 0		2- 1	
3- 5	0- 0		0- 0		CONFERENCE	0- 1		0- 3		3- 1	
2- 2	0- 0		0- 0		HOME	0- 0		0- 1		2- 1	
1- 3	0- 0		0- 0		AWAY	0- 1		0- 2		1- 0	
0- 0	0- 0		0- 0		NEUTRAL	0- 0		0- 0		0- 0	

RPI 1-25				RPI 26-50				RPI 51-100				RPI 101+ Team's RPI: 227			
RPI	S	Opponent	Score	RPI	S	Opponent	Score	RPI	S	Opponent	Score	RPI	S	Opponent	Score
				44	A	New Mexico	53 85	71	H	UC Davis	60 109	105	A	Idaho	66 104
								99	A	Idaho St.	43 73	113	A	Northern Colo.	69 82
												141	H	Montana	86 88
												151	H	Montana St.	53 69
												156	N	Pepperdine	97 113
												171	N	Illinois	109 107
												186	N	Hampton	65 61
												188	A	Eastern Wash.	73 70
												219	H	Southern Utah	77 76
												245	H	San Francisco	75 86
												260	H	Northern Ariz.	65 61
												316	H	Cal Poly	88 85
<hr/>															
LAST 12 Division I GAMES:															
				219	H	Southern Utah	77 76	186	N	Hampton	65 61				
				260	H	Northern Ariz.	65 61	188	A	Eastern Wash.	73 70				
				99	A	Idaho St.	43 73	105	A	Idaho	66 104				
				151	H	Montana St.	53 69	44	A	New Mexico	53 85				
				141	H	Montana	86 88	71	H	UC Davis	60 109				
				113	A	Northern Colo.	69 82	245	H	San Francisco	75 86				

Non-Div I Games: Antelope Valley 86 80

Sacramento St.

Sacred Heart

Through Games Of Jan. 26, 2019

Average RPI Win:	304	WON-LOST	WINNING	LAST 10	STRENGTH OF	OPP. STRENGTH	TEAM	ADJ.	CONF.	ADJ CONF.
Average RPI Loss:	169	RECORD	PCT. RANK	GAMES	SCHEDULE	OF SCHEDULE	RPI	RPI	RPI	RPI
DIV. I ONLY	10- 8	133	7-3	315	314	224	224	31	31	
DIV. I NON-CONF.	4- 7	228	0- 0	241	264	235	235	31	31	

TOTALS	RPI 1-25	RPI 26-50	W-L RECORDS	RPI 51-100	RPI 101-150	RPI 150+				
10- 8	0- 1	0- 0	OVERALL	0- 1	0- 1	10- 5				
5- 3	0- 0	0- 0	HOME	0- 0	0- 0	5- 3				
5- 5	0- 1	0- 0	AWAY	0- 1	0- 1	5- 2				
0- 0	0- 0	0- 0	NEUTRAL	0- 0	0- 0	0- 0				
4- 7	0- 1	0- 0	NON-CONFERENCE	0- 1	0- 1	4- 4				
1- 3	0- 0	0- 0	HOME	0- 0	0- 0	1- 3				
3- 4	0- 1	0- 0	AWAY	0- 1	0- 1	3- 1				
0- 0	0- 0	0- 0	NEUTRAL	0- 0	0- 0	0- 0				
6- 1	0- 0	0- 0	CONFERENCE	0- 0	0- 0	6- 1				
4- 0	0- 0	0- 0	HOME	0- 0	0- 0	4- 0				
2- 1	0- 0	0- 0	AWAY	0- 0	0- 0	2- 1				
0- 0	0- 0	0- 0	NEUTRAL	0- 0	0- 0	0- 0				

RPI 1-25				RPI 26-50				RPI 51-100				RPI 101+ Team's RPI: 224			
RPI	S	Opponent	Score	RPI	S	Opponent	Score	RPI	S	Opponent	Score	RPI	S	Opponent	Score
20	A	Kentucky	43 71					78	A	Provi dence	52 62	128	A	Lehigh	66 70
												165	H	Stony Brook	58 73
												196	A	Massachusetts	61 78
												235	A	Saint Francis (PA)	68 85
												239	H	Monmouth	50 55
												258	H	Siena	72 50
												261	A	Hofstra	70 64
												276	A	St. Francis Brooklyn	68 66
												281	H	Bryant	49 48
												287	H	Saint Joseph's	44 61
												297	H	Central Conn. St.	66 61
												323	A	Wagner	80 68
												323	H	Wagner	72 64
												324	A	New Hampshire	71 60
												342	A	Manhattan	74 46
												351	H	LIU Brooklyn	75 53

LAST 12 Division I GAMES:															
281	H	Bryant	49 48	235	A	Saint Francis (PA)	68 85								
323	A	Wagner	80 68	323	H	Wagner	72 64								
351	H	LIU Brooklyn	75 53	276	A	St. Francis Brooklyn	68 66								
297	H	Central Conn. St.	66 61	342	A	Manhattan	74 46								
20	A	Kentucky	43 71	128	A	Lehigh	66 70								
287	H	Saint Joseph's	44 61	165	H	Stony Brook	58 73								

Non-Div I Games:

Sacred Heart

Loss,
Non-Conf,
S Site,
H Home
A Away
N Neutral

Average RPI Win:	276	WON-LOST	WINNING	LAST 10	STRENGTH OF	OPP. STRENGTH	TEAM	ADJ.	CONF.	ADJ CONF.
Average RPI Loss:	147	RECORD	PCT. RANK	GAMES	SCHEDULE	OF SCHEDULE	RPI	RPI	RPI	RPI
DIV. I ONLY	6- 12	255	5-5	181	260	235	235	31	31	
DIV. I NON-CONF.	2- 9	297	0- 1	45	101	208	208	31	31	

TOTALS	RPI 1-25	RPI 26-50	W-L RECORDS	RPI 51-100	RPI 101-150	RPI 150+				
6- 12	0- 2	0- 0	OVERALL	0- 2	1- 4	5- 4				
4- 2	0- 0	0- 0	HOME	0- 1	1- 1	3- 0				
2- 8	0- 2	0- 0	AWAY	0- 0	0- 2	2- 4				
0- 2	0- 0	0- 0	NEUTRAL	0- 1	0- 1	0- 0				
2- 9	0- 2	0- 0	NON-CONFERENCE	0- 2	1- 4	1- 1				
1- 2	0- 0	0- 0	HOME	0- 1	1- 1	0- 0				
1- 5	0- 2	0- 0	AWAY	0- 0	0- 2	1- 1				
0- 2	0- 0	0- 0	NEUTRAL	0- 1	0- 1	0- 0				
4- 3	0- 0	0- 0	CONFERENCE	0- 0	0- 0	4- 3				
3- 0	0- 0	0- 0	HOME	0- 0	0- 0	3- 0				
1- 3	0- 0	0- 0	AWAY	0- 0	0- 0	1- 3				
0- 0	0- 0	0- 0	NEUTRAL	0- 0	0- 0	0- 0				

RPI 1-25				RPI 26-50				RPI 51-100				RPI 101+ Team's RPI: 235			
RPI	S	Opponent	Score	RPI	S	Opponent	Score	RPI	S	Opponent	Score	RPI	S	Opponent	Score
2	A	Baylor	58 116					64	N	Boise St.	64 78	111	A	Pittsburgh	75 78
16	A	Rutgers	52 96					88	H	FGCU	69 83	116	A	Youngstown St.	56 80
												134	H	Morehead St.	89 83
												141	N	Montana	77 79
												142	H	Duquesne	73 93
												224	H	Sacred Heart	85 68
												231	A	Liberty	53 82
												253	H	Mt. St. Mary's	68 66
												276	A	St. Francis Brooklyn	65 78
												281	A	Bryant	63 66
												297	A	Central Conn. St.	62 73
												345	H	Fairleigh Dickinson	75 64
												348	A	Longwood	91 88
												351	A	LIU Brooklyn	80 66
LAST 12 Division I GAMES:															
297	A	Central Conn. St.	62 73	141	N	Montana	77 79								
276	A	St. Francis Brooklyn	65 78	224	H	Sacred Heart	85 68								
351	A	LIU Brooklyn	80 66	281	A	Bryant	63 66								
253	H	Mt. St. Mary's	68 66	134	H	Morehead St.	89 83								
345	H	Fairleigh Dickinson	75 64	64	N	Boise St.	64 78								
111	A	Pittsburgh	75 78	116	A	Youngstown St.	56 80								

Non-Div I Games: Seton Hill 86 74

Saint Francis (PA)

Average RPI Win:	251	WON-LOST	WINNING	LAST 10	STRENGTH OF	OPP. STRENGTH	TEAM	ADJ.	CONF.	ADJ CONF.
Average RPI Loss:	155	RECORD	PCT. RANK	GAMES	SCHEDULE	OF SCHEDULE	RPI	RPI	RPI	RPI
DIV. I ONLY	6- 13	267	3-7	238	205	287	287	17	17	
DIV. I NON-CONF.	4- 9	252	1- 0	175	235	270	270	16	16	

TOTALS	RPI 1-25	RPI 26-50	W-L RECORDS	RPI 51-100	RPI 101-150	RPI 150+				
6- 13	0- 0	0- 1	OVERALL	0- 2	0- 4	6- 6				
5- 6	0- 0	0- 1	HOME	0- 1	0- 1	5- 3				
1- 7	0- 0	0- 0	AWAY	0- 1	0- 3	1- 3				
0- 0	0- 0	0- 0	NEUTRAL	0- 0	0- 0	0- 0				
4- 9	0- 0	0- 1	NON-CONFERENCE	0- 2	0- 2	4- 4				
3- 5	0- 0	0- 1	HOME	0- 1	0- 1	3- 2				
1- 4	0- 0	0- 0	AWAY	0- 1	0- 1	1- 2				
0- 0	0- 0	0- 0	NEUTRAL	0- 0	0- 0	0- 0				
2- 4	0- 0	0- 0	CONFERENCE	0- 0	0- 2	2- 2				
2- 1	0- 0	0- 0	HOME	0- 0	0- 0	2- 1				
0- 3	0- 0	0- 0	AWAY	0- 0	0- 2	0- 1				
0- 0	0- 0	0- 0	NEUTRAL	0- 0	0- 0	0- 0				

RPI 1-25				RPI 26-50				RPI 51-100				RPI 101+ Team's RPI: 287			
RPI	S	Opponent	Score	RPI	S	Opponent	Score	RPI	S	Opponent	Score	RPI	S	Opponent	Score
				45	H	Villanova	35 47	58	H	Auburn	70 81	103	H	Towson	52 73
								94	A	Penn	45 65	123	A	Drexel	34 51
												136	A	VCU	40 59
												142	A	Duquesne	73 81
												181	A	Delaware	39 48
												198	H	Saint Louis	49 62
												214	H	St. Bonaventure	66 41
												217	H	Temple	52 58
												222	A	Navy	48 49
												224	A	Sacred Heart	61 44
												225	H	Rider	54 56
												238	H	Niagara	68 54
												242	H	Columbia	68 61
												271	A	Richmond	45 46
												289	H	La Salle	60 57
												300	H	Loyola Maryland	49 46
LAST 12 Division I GAMES:															
142	A	Duquesne	73 81	300	H	Loyola Maryland	49 46	271	A	Richmond	45 46				
214	H	St. Bonaventure	66 41	289	H	La Salle	60 57	224	A	Sacred Heart	61 44				
198	H	Saint Louis	49 62	103	H	Towson	52 73	103	H	Towson	52 73				
136	A	VCU	40 59	58	H	Auburn	70 81								
222	A	Navy	48 49												
181	A	Delaware	39 48												

Non-Div I Games:

Saint Joseph's

Average RPI Win:	208	WON-LOST	WINNING	LAST 10	STRENGTH OF	OPP. STRENGTH	TEAM	ADJ.	CONF.	ADJ CONF.
Average RPI Loss:	123	RECORD	PCT. RANK	GAMES	SCHEDULE	OF SCHEDULE	RPI	RPI	RPI	RPI
DIV. I ONLY	8- 11	218	4-6	206	80	198	198	17	17	
DIV. I NON-CONF.	5- 8	224	1- 0	187	43	212	212	16	16	

TOTALS	RPI 1-25	RPI 26-50	W-L RECORDS	RPI 51-100	RPI 101-150	RPI 150+				
8- 11	0- 1	0- 1	OVERALL	1- 1	1- 4	6- 4				
3- 6	0- 1	0- 1	HOME	0- 1	1- 1	2- 2				
5- 3	0- 0	0- 0	AWAY	1- 0	0- 1	4- 2				
0- 2	0- 0	0- 0	NEUTRAL	0- 0	0- 2	0- 0				
5- 8	0- 1	0- 1	NON-CONFERENCE	1- 1	0- 3	4- 2				
2- 4	0- 1	0- 1	HOME	0- 1	0- 0	2- 1				
3- 2	0- 0	0- 0	AWAY	1- 0	0- 1	2- 1				
0- 2	0- 0	0- 0	NEUTRAL	0- 0	0- 2	0- 0				
3- 3	0- 0	0- 0	CONFERENCE	0- 0	1- 1	2- 2				
1- 2	0- 0	0- 0	HOME	0- 0	1- 1	0- 1				
2- 1	0- 0	0- 0	AWAY	0- 0	0- 0	2- 1				
0- 0	0- 0	0- 0	NEUTRAL	0- 0	0- 0	0- 0				

RPI 1-25				RPI 26-50				RPI 51-100				RPI 101+				Team's RPI: 198
RPI	S	Opponent	Score	RPI	S	Opponent	Score	RPI	S	Opponent	Score	RPI	S	Opponent	Score	
8	H	UConn	42 98	39	H	Missouri	62 74	82	A	Virginia	67 65	104	N	Yale	52 58	
								98	H	Cincinnati	50 51	108	H	Dayton	68 65	
												120	N	Chattanooga	61 71	
												133	H	Fordham	53 56	
												138	A	Tulsa	75 86	
												157	H	Indiana St.	56 60	
												168	H	Southern Ill.	62 58	
												173	H	Rhode Island	56 68	
												190	A	Illinois St.	67 72	
												196	A	Massachusetts	66 70	
												207	H	SIUE	63 56	
												214	A	St. Bonaventure	62 45	
												282	A	Fla. Atlantic	93 61	
												287	A	Saint Joseph's	62 49	
												314	A	Eastern Ky.	70 43	

LAST 12 Division I GAMES:																
173	H	Rhode Island	56 68	282	A	Fla. Atlantic	93 61									
133	H	Fordham	53 56	108	H	Dayton	68 65									
287	A	Saint Joseph's	62 49	214	A	St. Bonaventure	62 45									
196	A	Massachusetts	66 70	39	H	Missouri	62 74									
104	N	Yale	52 58	8	H	UConn	42 98									
190	A	Illinois St.	67 72	207	H	SIUE	63 56									

Non-Div I Games:

Saint Louis

Saint Mary's (CA)

Through Games Of Jan. 26, 2019

Average RPI Win:	177	WON-LOST	WINNING	LAST 10	STRENGTH OF	OPP. STRENGTH	TEAM	ADJ.	CONF.	ADJ CONF.
Average RPI Loss:	37	RECORD	PCT. RANK	GAMES	SCHEDULE	OF SCHEDULE	RPI	RPI	RPI	RPI
DIV. I ONLY	13- 7	94	7-3	57	76	48	48	7	7	
DIV. I NON-CONF.	7- 4	109	1- 0	68	48	52	52	7	7	

TOTALS	RPI 1-25	RPI 26-50	W-L RECORDS	RPI 51-100	RPI 101-150	RPI 150+				
13- 7	0- 3	0- 2	OVERALL	3- 2	2- 0	8- 0				
5- 3	0- 2	0- 1	HOME	1- 0	1- 0	3- 0				
6- 4	0- 1	0- 1	AWAY	1- 2	1- 0	4- 0				
2- 0	0- 0	0- 0	NEUTRAL	1- 0	0- 0	1- 0				
7- 4	0- 1	0- 2	NON-CONFERENCE	3- 1	0- 0	4- 0				
2- 2	0- 1	0- 1	HOME	1- 0	0- 0	1- 0				
3- 2	0- 0	0- 1	AWAY	1- 1	0- 0	2- 0				
2- 0	0- 0	0- 0	NEUTRAL	1- 0	0- 0	1- 0				
6- 3	0- 2	0- 0	CONFERENCE	0- 1	2- 0	4- 0				
3- 1	0- 1	0- 0	HOME	0- 0	1- 0	2- 0				
3- 2	0- 1	0- 0	AWAY	0- 1	1- 0	2- 0				
0- 0	0- 0	0- 0	NEUTRAL	0- 0	0- 0	0- 0				

RPI 1-25				RPI 26-50				RPI 51-100				RPI 101+			
RPI	S	Opponent	Score	RPI	S	Opponent	Score	RPI	S	Opponent	Score	RPI	S	Opponent	Score
5	H	Oregon	55 79	31	H	Cal i forni a	78 81	63	H	Wyomi ng	90 84	117	H	Loyol a Marymount	86 62
14	A	Gonzaga	62 74	41	A	Oregon St.	56 89	67	N	Ol d Domi ni on	83 65	149	A	Portl and	98 91
24	H	BYU	73 74					71	A	UC Davi s	74 76	153	A	Santa Clara	83 59
								73	A	Paci fi c	67 76	156	H	Pepperdi ne	79 68
								97	A	Washi ngton St.	70 64	179	N	Texas St.	89 62
												192	H	Mi l waukee	73 71
												245	A	San Franci sco	80 65
												255	H	San Di ego	74 60
												315	A	UC Santa Barbara	80 55
												316	A	Cal Poly	69 51

LAST 12 Division I GAMES:															
153	A	Santa Clara	83 59	67	N	Ol d Domi ni on	83 65	117	H	Loyol a Marymount	86 62	156	H	Pepperdi ne	79 68
245	A	San Franci sco	80 65	71	A	UC Davi s	74 76	73	A	Paci fi c	67 76	179	N	Texas St.	89 62
24	H	BYU	73 74	73	A	Paci fi c	67 76	97	A	Washi ngton St.	70 64	192	H	Mi l waukee	73 71
255	H	San Di ego	74 60	98	A	Portl and	98 91	245	A	San Franci sco	80 65	255	H	San Di ego	74 60
149	A	Portl and	98 91	14	A	Gonzaga	62 74	315	A	UC Santa Barbara	80 55	316	A	Cal Poly	69 51
14	A	Gonzaga	62 74												

Non-Div I Games:

Saint Mary's (CA)

Loss,
Non-Conf,
S Site,
H Home
A Away
N Neutral

Average RPI Win: 327

Average RPI Loss: 187

WON-LOST
RECORDWINNING
PCT. RANKLAST 10
GAMESSTRENGTH OF
SCHEDULEOPP. STRENGTH
OF SCHEDULETEAM
RPIADJ.
RPICONF.
RPIADJ CONF.
RPIDIV. I ONLY
DIV. I NON-CONF.6- 12
5- 6255
1772-8
0- 0282
309345
347296
284296
28427
2827
28

TOTALS

RPI 1-25

RPI 26-50

W-L RECORDS

RPI 51-100

RPI 101-150

RPI 150+

6- 12

0- 0

0- 0

OVERALL

0- 3

0- 2

6- 7

4- 5

0- 0

0- 0

HOME

0- 0

0- 1

4- 4

2- 7

0- 0

0- 0

AWAY

0- 3

0- 1

2- 3

0- 0

0- 0

0- 0

NEUTRAL

0- 0

0- 0

0- 0

5- 6

0- 0

0- 0

NON-CONFERENCE

0- 2

0- 1

5- 3

4- 1

0- 0

0- 0

HOME

0- 0

0- 0

4- 1

1- 5

0- 0

0- 0

AWAY

0- 2

0- 1

1- 2

0- 0

0- 0

0- 0

NEUTRAL

0- 0

0- 0

0- 0

1- 6

0- 0

0- 0

CONFERENCE

0- 1

0- 1

1- 4

0- 4

0- 0

0- 0

HOME

0- 0

0- 1

0- 3

1- 2

0- 0

0- 0

AWAY

0- 1

0- 0

1- 1

0- 0

0- 0

0- 0

NEUTRAL

0- 0

0- 0

0- 0

RPI 1-25

RPI 26-50

RPI 51-100

RPI 101+



Team's RPI: 296



RPI S Opponent Score



RPI S Opponent Score



RPI S Opponent Score



RPI S Opponent Score



57  Qui nni pi ac 45  90



77  Boston Col lege 57  89



91  Seton Hal l 47  90



104  Yale 56  72



128  Mari st 42  62



211  Cal St. Fullerton 45  69



225  Ri der 38  60


238  Ni agara 66  75


258  Si ena 57  84


276  St. Francis Brookl yn 70  74


280  Cani si us 62  75


299  UMass Lowel l 57  59


302  Fai rfi el d 68 65

317  NJIT 70 57





323  Wagner 69 57





325  Lafayette 62 60




345  Fai rlei gh Di cki nson 75 58





351  LIU Brookl yn 86 59




LAST 12 Division I GAMES:





280  Cani si us 62  75 128  Mari st 42  62

238  Ni agara 66  75 225  Ri der 38  60

57  Qui nni pi ac 45  90 302  Fai rfi el d 68 65

258  Si ena 57  84 211  Cal St. Fullerton 45  69

345  Fai rlei gh Di cki nson 75 58 104  Yale 56  72

276  St. Francis Brookl yn 70  74 91  Seton Hal l 47  90

Non-Div I Games:

Saint Peter's

Average RPI Win:	279	WON-LOST	WINNING	LAST 10	STRENGTH OF	OPP. STRENGTH	TEAM	ADJ.	CONF.	ADJ CONF.
Average RPI Loss:	147	RECORD	PCT. RANK	GAMES	SCHEDULE	OF SCHEDULE	RPI	RPI	RPI	RPI

DIV. I ONLY	6- 8	216	5-5	255	233	220	220	26	26
DIV. I NON-CONF.	2- 5	264	0- 0	104	121	175	175	23	23

TOTALS	RPI 1-25	RPI 26-50	W-L RECORDS	RPI 51-100	RPI 101-150	RPI 150+			
6- 8	0- 0	0- 0	OVERALL	0- 3	0- 1	6- 4			
2- 3	0- 0	0- 0	HOME	0- 1	0- 0	2- 2			
4- 4	0- 0	0- 0	AWAY	0- 2	0- 0	4- 2			
0- 1	0- 0	0- 0	NEUTRAL	0- 0	0- 1	0- 0			
2- 5	0- 0	0- 0	NON-CONFERENCE	0- 2	0- 1	2- 2			
0- 1	0- 0	0- 0	HOME	0- 0	0- 0	0- 1			
2- 3	0- 0	0- 0	AWAY	0- 2	0- 0	2- 1			
0- 1	0- 0	0- 0	NEUTRAL	0- 0	0- 1	0- 0			
4- 3	0- 0	0- 0	CONFERENCE	0- 1	0- 0	4- 2			
2- 2	0- 0	0- 0	HOME	0- 1	0- 0	2- 1			
2- 1	0- 0	0- 0	AWAY	0- 0	0- 0	2- 1			
0- 0	0- 0	0- 0	NEUTRAL	0- 0	0- 0	0- 0			

RPI 1-25				RPI 26-50				RPI 51-100				RPI 101+ Team's RPI: 220			
RPI	S	Opponent	Score	RPI	S	Opponent	Score	RPI	S	Opponent	Score	RPI	S	Opponent	Score
								55	A	LSU	52 66	101	N	Troy	79 84
								65	A	TCU	59 72	175	H	Oral Roberts	62 73
								69	H	Lamar University	72 83	176	H	Abilene Christian	79 91
												178	A	Southern Miss.	65 61
												243	A	Louisiana	68 62
												259	A	Wichita St.	55 63
												275	A	A&M-Corpus Christi	61 76
												301	H	Central Ark.	66 62
												303	A	Incarnate Word	76 56
												313	H	Northwestern St.	66 55
												338	A	Houston Baptist	74 63

LAST 12 Division I GAMES:															
275	A	A&M-Corpus Christi	61 76	69	H	Lamar University	72 83	313	H	Northwestern St.	66 55				
303	A	Incarnate Word	76 56	338	A	Houston Baptist	74 63	243	A	Louisiana	68 62				
301	H	Central Ark.	66 62					178	A	Southern Miss.	65 61				
176	H	Abilene Christian	79 91					101	N	Troy	79 84				
65	A	TCU	59 72												
175	H	Oral Roberts	62 73												

Non-Div I Games: UNKNOWN 94 46 Wiley 101 63 Jarvis Christian 100 55

Sam Houston St.

Average RPI Win: **264**
 Average RPI Loss: **156**

WON-LOST
RECORD

WINNING
PCT. RANK

LAST 10
GAMES

STRENGTH OF
SCHEDULE

OPP. STRENGTH
OF SCHEDULE

TEAM
RPI

ADJ.
RPI

CONF.
RPI

ADJ CONF.
RPI

DIV. I ONLY	5- 13	281	4-6	207	190	236	236	24	24
DIV. I NON-CONF.	3- 10	278	0- 0	113	236	211	211	25	25
<hr/>									
TOTALS	RPI 1-25	RPI 26-50	W-L RECORDS	RPI 51-100	RPI 101-150	RPI 150+			
5- 13	0- 0	0- 0	OVERALL	0- 2	0- 5	5- 6			
2- 2	0- 0	0- 0	HOME	0- 0	0- 2	2- 0			
3- 11	0- 0	0- 0	AWAY	0- 2	0- 3	3- 6			
0- 0	0- 0	0- 0	NEUTRAL	0- 0	0- 0	0- 0			
3- 10	0- 0	0- 0	NON-CONFERENCE	0- 2	0- 4	3- 4			
1- 1	0- 0	0- 0	HOME	0- 0	0- 1	1- 0			
2- 9	0- 0	0- 0	AWAY	0- 2	0- 3	2- 4			
0- 0	0- 0	0- 0	NEUTRAL	0- 0	0- 0	0- 0			
2- 3	0- 0	0- 0	CONFERENCE	0- 0	0- 1	2- 2			
1- 1	0- 0	0- 0	HOME	0- 0	0- 1	1- 0			
1- 2	0- 0	0- 0	AWAY	0- 0	0- 0	1- 2			
0- 0	0- 0	0- 0	NEUTRAL	0- 0	0- 0	0- 0			

RPI 1-25				RPI 26-50				RPI 51-100				RPI 101+ Team' s RPI : 236					
RPI	S	Opponent	Score	RPI	S	Opponent	Score	RPI	S	Opponent	Score	RPI	S	Opponent	Score		
								58	A	Auburn	46	73	101	A	Troy	52	72
								87	A	Oklahoma St.	62	82	120	H	Chattanooga	63	73
												131	A	Colorado	39	81	
												135	A	UT Martin	68	89	
												148	H	UAB	41	66	
												166	A	Denver	87	83	
												169	A	Vanderbi l t	52	77	
												170	A	Mercer	68	76	
												178	A	Southern Miss.	40	76	
												186	A	Hampton	57	64	
												223	A	Memphi s	48	53	
												240	A	Al abama St.	60	51	
												256	H	ETSU	79	58	
												318	A	UNC Greensboro	54	55	
												326	H	Presbyteri an	75	54	
												330	A	Western Caro.	75	42	
LAST 12 Division I GAMES:																	
				318	A	UNC Greensboro	54	55	120	H	Chattanooga	63	73				
				170	A	Mercer	68	76	256	H	ETSU	79	58				
				169	A	Vanderbi l t	52	77	330	A	Western Caro.	75	42				
				131	A	Col orado	39	81	223	A	Memphi s	48	53				
				166	A	Denver	87	83	148	H	UAB	41	66				
				58	A	Auburn	46	73	326	H	Presbyteri an	75	54				

Non-Div I Games: Rhodes 71 54 Montevallo 73 47

Samford

Loss, Non-Conf, S Site, H Home A Away N Neutral

Average RPI	Win:	247	WON-LOST	WINNING	LAST 10	STRENGTH OF	OPP. STRENGTH	TEAM	ADJ.	CONF.	ADJ CONF.
Average RPI	Loss:	123	RECORD	PCT. RANK	GAMES	SCHEDULE	OF SCHEDULE	RPI	RPI	RPI	RPI
DIV. I ONLY		7- 12		242	2-8	222	94	255	255	7	7
DIV. I NON-CONF.		6- 4		125	0- 0	336	150	240	240	7	7

TOTALS	RPI 1-25		RPI 26-50		W-L RECORDS	RPI 51-100		RPI 101-150		RPI 150+	
7- 12	0- 2		0- 2		OVERALL	0- 1		0- 3		7- 4	
5- 6	0- 2		0- 1		HOME	0- 0		0- 2		5- 1	
2- 6	0- 0		0- 1		AWAY	0- 1		0- 1		2- 3	
0- 0	0- 0		0- 0		NEUTRAL	0- 0		0- 0		0- 0	
6- 4	0- 0		0- 1		NON-CONFERENCE	0- 0		0- 1		6- 2	
5- 1	0- 0		0- 1		HOME	0- 0		0- 0		5- 0	
1- 3	0- 0		0- 0		AWAY	0- 0		0- 1		1- 2	
0- 0	0- 0		0- 0		NEUTRAL	0- 0		0- 0		0- 0	
1- 8	0- 2		0- 1		CONFERENCE	0- 1		0- 2		1- 2	
0- 5	0- 2		0- 0		HOME	0- 0		0- 2		0- 1	
1- 3	0- 0		0- 1		AWAY	0- 1		0- 0		1- 1	
0- 0	0- 0		0- 0		NEUTRAL	0- 0		0- 0		0- 0	

RPI 1-25				RPI 26-50				RPI 51-100				RPI 101+ Team's RPI: 255			
RPI	S	Opponent	Score	RPI	S	Opponent	Score	RPI	S	Opponent	Score	RPI	S	Opponent	Score
14	H	Gonzaga	61 86	31	H	Cal i forni a	53 70	73	A	Paci fi c	47 79	117	H	Loyol a Marymount	52 69
24	H	BYU	56 65	48	A	Saint Mary's (CA)	60 74					132	A	Min nesota	48 53
												149	H	Portl and	60 69
												153	A	Santa Clara	57 49
												156	H	Pepperdi ne	55 74
												219	A	Southern Utah	59 69
												221	H	San Diego St.	72 71
												243	H	Hawai i	58 50
												245	A	San Franci sco	57 68
												247	H	Dartmouth	78 76
												263	A	UTSA	77 87
												265	H	Clevel and St.	83 82
												274	A	Long Beach St.	60 56
												328	H	San Jose St.	83 79

LAST 12 Division I GAMES:															
73	A	Paci fi c	47 79	24	H	BYU	56 65								
48	A	Saint Mary's (CA)	60 74	14	H	Gonzaga	61 86								
156	H	Pepperdi ne	55 74	149	H	Portl and	60 69								
117	H	Loyol a Marymount	52 69	328	H	San Jose St.	83 79								
153	A	Santa Clara	57 49	263	A	UTSA	77 87								
245	A	San Francisco	57 68	274	A	Long Beach St.	60 56								

Non-Div I Games: Cal St. San B'dino 76 58

San Diego

Average RPI Win: 238

Average RPI Loss: 137

WON-LOST
RECORDWINNING
PCT. RANKLAST 10
GAMESSTRENGTH OF
SCHEDULEOPP. STRENGTH
OF SCHEDULETEAM
RPIADJ.
RPICONF.
RPIADJ CONF.
RPIDIV. I ONLY
DIV. I NON-CONF.6- 11
5- 6249
1772-8
0- 0135
239225
275221
229221
22913
1313
13

TOTALS

RPI 1-25

RPI 26-50

W-L RECORDS

RPI 51-100

RPI 101-150

RPI 150+

6- 11

0- 0

0- 1

OVERALL

0- 4

0- 1

6- 5

4- 5

0- 0

0- 0

HOME

0- 3

0- 1

4- 1

2- 6

0- 0

0- 1

AWAY

0- 1

0- 0

2- 4

0- 0

0- 0

0- 0

NEUTRAL

0- 0

0- 0

0- 0

5- 6

0- 0

0- 0

NON-CONFERENCE

0- 2

0- 0

5- 4

3- 3

0- 0

0- 0

HOME

0- 2

0- 0

3- 1

2- 3

0- 0

0- 0

AWAY

0- 0

0- 0

2- 3

0- 0

0- 0

0- 0

NEUTRAL

0- 0

0- 0

0- 0

1- 5

0- 0

0- 1

CONFERENCE

0- 2

0- 1

1- 1

1- 2

0- 0

0- 0

HOME

0- 1

0- 1

1- 0

0- 3

0- 0

0- 1

AWAY

0- 1

0- 0

0- 1

0- 0

0- 0

0- 0

NEUTRAL

0- 0

0- 0

0- 0

RPI 1-25

RPI 26-50

RPI 51-100

RPI 101+

Team's RPI: 221

RPI S Opponent Score

RPI S Opponent Score

RPI S Opponent Score

RPI S Opponent Score

44 A New Mexico 62 70

51 H Arizona 60 69

127 H Fresno St. 81 87

63 A Wyoming 45 87

153 A Santa Clara 43 60

64 H Boise St. 66 69

154 A UC Irvine 78 70

65 H TCU 64 81

159 A CSUN 74 77

208 A UNLV 57 71

211 A Cal St. Fullerton 83 72

232 H Air Force 70 61

243 H Hawaii 58 57

255 A San Diego 71 72

286 H California Baptist 83 67

303 H Incarnate Word 81 38

315 H UC Santa Barbara 58 63

LAST 12 Division I GAMES:

232 H Air Force 70 61

208 A UNLV 57 71

63 A Wyoming 45 87

127 H Fresno St. 81 87

64 H Boise St. 66 69

44 A New Mexico 62 70

315 H UC Santa Barbara 58 63

51 H Arizona 60 69

159 A CSUN 74 77

255 A San Diego 71 72

154 A UC Irvine 78 70

65 H TCU 64 81

San Diego St.

San Diego St.

Non-Div I Games:

San Diego St.

Loss, Non-Conf, S Site, H Home A Away N Neutral

Average RPI	Win: 287	WON-LOST	WINNING	LAST 10	STRENGTH OF	OPP. STRENGTH	TEAM	ADJ.	CONF.	ADJ CONF.
Average RPI	Loss: 97	RECORD	PCT. RANK	GAMES	SCHEDULE	OF SCHEDULE	RPI	RPI	RPI	RPI
DIV. I ONLY	5- 15	293	1-9	120	102	245	245	7	7	
DIV. I NON-CONF.	4- 7	228	0- 0	245	148	246	246	7	7	

TOTALS	RPI 1-25	RPI 26-50	W-L RECORDS	RPI 51-100	RPI 101-150	RPI 150+				
5- 15	0- 3	0- 1	OVERALL	0- 3	0- 5	5- 3				
2- 7	0- 1	0- 1	HOME	0- 2	0- 2	2- 1				
1- 7	0- 2	0- 0	AWAY	0- 1	0- 3	1- 1				
2- 1	0- 0	0- 0	NEUTRAL	0- 0	0- 0	2- 1				
4- 7	0- 1	0- 0	NON-CONFERENCE	0- 2	0- 3	4- 1				
1- 3	0- 0	0- 0	HOME	0- 1	0- 2	1- 0				
1- 3	0- 1	0- 0	AWAY	0- 1	0- 1	1- 0				
2- 1	0- 0	0- 0	NEUTRAL	0- 0	0- 0	2- 1				
1- 8	0- 2	0- 1	CONFERENCE	0- 1	0- 2	1- 2				
1- 4	0- 1	0- 1	HOME	0- 1	0- 0	1- 1				
0- 4	0- 1	0- 0	AWAY	0- 0	0- 2	0- 1				
0- 0	0- 0	0- 0	NEUTRAL	0- 0	0- 0	0- 0				

RPI 1-25				RPI 26-50				RPI 51-100				RPI 101+ Team's RPI: 245			
RPI	S	Opponent	Score	RPI	S	Opponent	Score	RPI	S	Opponent	Score	RPI	S	Opponent	Score
4	A	Stanford	62 96	48	H	Saint Mary's (CA)	65 80	71	H	UC Davis	68 70	105	A	Idaho	63 70
14	A	Gonzaga	51 78					73	H	Paci fi c	75 85	112	H	UT Arlington	73 80
24	H	BYU	59 67					97	A	Washington St.	61 91	113	H	Northern Colo.	63 68
												117	A	Loyola Marymount	58 66
												117	A	Portland	73 78
												153	H	Santa Clara	66 71
												156	A	Pepperdi ne	50 69
												213	N	North Dakota	97 100
												227	A	Sacramento St.	86 75
												255	H	San Diego	68 57
												309	N	North Dakota St.	75 42
												316	N	Cal Poly	65 62
												328	H	San Jose St.	85 63

LAST 12 Division I GAMES:															
48	H	Saint Mary's (CA)	65 80	149	A	Portland	73 78								
156	A	Pepperdi ne	50 69	14	A	Gonzaga	51 78								
117	A	Loyola Marymount	58 66	73	H	Paci fi c	75 85								
153	H	Santa Clara	66 71	213	N	North Dakota	97 100								
24	H	BYU	59 67	309	N	North Dakota St.	75 42								
255	H	San Diego	68 57	71	H	UC Davis	68 70								

Non-Div I Games:

San Francisco

Average RPI Win:	285	WON-LOST	WINNING	LAST 10	STRENGTH OF	OPP. STRENGTH	TEAM	ADJ.	CONF.	ADJ CONF.
Average RPI Loss:	157	RECORD	PCT. RANK	GAMES	SCHEDULE	OF SCHEDULE	RPI	RPI	RPI	RPI
DIV. I ONLY	1- 16	345	0-10	178	178	328	328	13	13	
DIV. I NON-CONF.	1- 9	326	0- 0	172	221	320	320	13	13	

TOTALS	RPI 1-25	RPI 26-50	W-L RECORDS	RPI 51-100	RPI 101-150	RPI 150+				
1- 16	0- 0	0- 0	OVERALL	0- 4	0- 3	1- 9				
1- 6	0- 0	0- 0	HOME	0- 2	0- 0	1- 4				
0- 10	0- 0	0- 0	AWAY	0- 2	0- 3	0- 5				
0- 0	0- 0	0- 0	NEUTRAL	0- 0	0- 0	0- 0				
1- 9	0- 0	0- 0	NON-CONFERENCE	0- 2	0- 2	1- 5				
1- 3	0- 0	0- 0	HOME	0- 1	0- 0	1- 2				
0- 6	0- 0	0- 0	AWAY	0- 1	0- 2	0- 3				
0- 0	0- 0	0- 0	NEUTRAL	0- 0	0- 0	0- 0				
0- 7	0- 0	0- 0	CONFERENCE	0- 2	0- 1	0- 4				
0- 3	0- 0	0- 0	HOME	0- 1	0- 0	0- 2				
0- 4	0- 0	0- 0	AWAY	0- 1	0- 1	0- 2				
0- 0	0- 0	0- 0	NEUTRAL	0- 0	0- 0	0- 0				

RPI 1-25				RPI 26-50				RPI 51-100				RPI 101+ Team's RPI: 328					
RPI	S	Opponent	Score	RPI	S	Opponent	Score	RPI	S	Opponent	Score	RPI	S	Opponent	Score		
								63	H	Wyomi ng	56	70	127	A	Fresno St.	48	77
								64	A	Boi se St.	68	99	131	A	Col orado	64	76
								73	H	Paci fi c	67	91	143	A	Portl and St.	51	80
								89	A	Nebraska	63	96	153	H	Santa Clara	56	62
													154	H	UC I rvi ne	66	74
													159	A	CSUN	40	76
													160	A	Utah St.	49	82
													208	H	UNLV	43	53
													232	A	Ai r Force	77	88
													245	A	San Franci sco	63	85
													250	H	Nevada	49	52
													255	A	San Di ego	79	83
													285	H	CSU Bakersfi el d	82	72
LAST 12 Divi sion I GAMES:																	
160	A	Utah St.	49	82	232	A	Ai r Force	77	88	63	H	Wyomi ng	56	70			
64	A	Boi se St.	68	99	208	H	UNLV	43	53	153	H	Santa Clara	56	62			
250	H	Nevada	49	52	89	A	Nebraska	63	96	131	A	Col orado	64	76			
127	A	Fresno St.	48	77													
255	A	San Diego	79	83													
159	A	CSUN	40	76													

Non-Div I Games:

San Fran. St.

66

73

San Jose St.

Average RPI Win:	217	WON-LOST	WINNING	LAST 10	STRENGTH OF	OPP. STRENGTH	TEAM	ADJ.	CONF.	ADJ CONF.
Average RPI Loss:	95	RECORD	PCT. RANK	GAMES	SCHEDULE	OF SCHEDULE	RPI	RPI	RPI	RPI

DIV. I ONLY	9- 10	181	4-6	115	133	153	153	7	7
DIV. I NON-CONF.	6- 4	125	0- 0	193	233	145	145	7	7

TOTALS	RPI 1-25	RPI 26-50	W-L RECORDS	RPI 51-100	RPI 101-150	RPI 150+			
9- 10	0- 2	0- 3	OVERALL	1- 1	2- 1	6- 3			
4- 5	0- 1	0- 1	HOME	1- 1	0- 0	3- 2			
5- 5	0- 1	0- 2	AWAY	0- 0	2- 1	3- 1			
0- 0	0- 0	0- 0	NEUTRAL	0- 0	0- 0	0- 0			
6- 4	0- 0	0- 2	NON-CONFERENCE	1- 0	0- 1	5- 1			
4- 1	0- 0	0- 0	HOME	1- 0	0- 0	3- 1			
2- 3	0- 0	0- 2	AWAY	0- 0	0- 1	2- 0			
0- 0	0- 0	0- 0	NEUTRAL	0- 0	0- 0	0- 0			
3- 6	0- 2	0- 1	CONFERENCE	0- 1	2- 0	1- 2			
0- 4	0- 1	0- 1	HOME	0- 1	0- 0	0- 1			
3- 2	0- 1	0- 0	AWAY	0- 0	2- 0	1- 1			
0- 0	0- 0	0- 0	NEUTRAL	0- 0	0- 0	0- 0			

RPI 1-25				RPI 26-50				RPI 51-100				RPI 101+ Team's RPI: 153			
RPI	S	Opponent	Score	RPI	S	Opponent	Score	RPI	S	Opponent	Score	RPI	S	Opponent	Score
14	A	Gonzaga	61 78	41	A	Oregon St.	31 82	73	H	Paci fi c	70 74	117	A	Loyol a Marymount	83 75
24	H	BYU	44 54	48	H	Saint Mary's (CA)	59 83	93	H	Missouri St.	77 73	127	A	Fresno St.	53 80
				49	A	Southern Cal i forni a	46 77					149	A	Portl and	72 66
												156	A	Pepperdi ne	48 74
												159	H	CSUN	38 53
												211	A	Cal St. Fullerton	64 60
												221	H	San Diego St.	60 43
												245	A	San Franci sco	71 66
												250	H	Nevada	56 48
												255	H	San Diego	49 57
												328	A	San Jose St.	62 56
												336	H	Grand Canyon	75 55

LAST 12 Divi s i on I GAMES:															
73	H	Paci fi c	70 74	14	A	Gonzaga	61 78	117	A	Portl and	72 66	156	A	Pepperdi ne	48 74
117	A	Loyol a Marymount	83 75	48	H	Saint Mary's (CA)	59 83	93	H	Missouri St.	77 73	149	A	Portl and	72 66
156	A	Pepperdi ne	48 74	49	A	Southern Cal i forni a	46 77					159	H	CSUN	38 53
245	A	San Franci sco	71 66									211	A	Cal St. Fullerton	64 60
255	H	San Di ego	49 57									221	H	San Diego St.	60 43
24	H	BYU	44 54									245	A	San Franci sco	71 66
												250	H	Nevada	56 48
												255	H	San Diego	49 57
												328	A	San Jose St.	62 56
												336	H	Grand Canyon	75 55

Non-Di v I Games: Sonoma St. 98 38

Santa Clara

Average RPI Win:	326	WON-LOST	WINNING	LAST 10	STRENGTH OF	OPP. STRENGTH	TEAM	ADJ.	CONF.	ADJ CONF.
Average RPI Loss:	214	RECORD	PCT. RANK	GAMES	SCHEDULE	OF SCHEDULE	RPI	RPI	RPI	RPI
DIV. I ONLY	2- 10	322	2-8	342	263	339	339	32	32	
DIV. I NON-CONF.	0- 7	336	0- 0	268	143	344	344	32	32	

TOTALS	RPI 1-25	RPI 26-50	W-L RECORDS	RPI 51-100	RPI 101-150	RPI 150+				
2- 10	0- 0	0- 2	OVERALL	0- 0	0- 0	2- 8				
0- 5	0- 0	0- 0	HOME	0- 0	0- 0	0- 5				
2- 5	0- 0	0- 2	AWAY	0- 0	0- 0	2- 3				
0- 0	0- 0	0- 0	NEUTRAL	0- 0	0- 0	0- 0				
0- 7	0- 0	0- 2	NON-CONFERENCE	0- 0	0- 0	0- 5				
0- 3	0- 0	0- 0	HOME	0- 0	0- 0	0- 3				
0- 4	0- 0	0- 2	AWAY	0- 0	0- 0	0- 2				
0- 0	0- 0	0- 0	NEUTRAL	0- 0	0- 0	0- 0				
2- 3	0- 0	0- 0	CONFERENCE	0- 0	0- 0	2- 3				
0- 2	0- 0	0- 0	HOME	0- 0	0- 0	0- 2				
2- 1	0- 0	0- 0	AWAY	0- 0	0- 0	2- 1				
0- 0	0- 0	0- 0	NEUTRAL	0- 0	0- 0	0- 0				

RPI 1-25				RPI 26-50				RPI 51-100				RPI 101+ Team's RPI: 339			
RPI	S	Opponent	Score	RPI	S	Opponent	Score	RPI	S	Opponent	Score	RPI	S	Opponent	Score
				34	A	South Dakota St.	49 97					203	A	Ole Miss	51 74
				36	A	DePaul	61 124					212	H	Jacksonville	58 68
												234	H	Texas Southern	41 65
												259	A	Wichita St.	50 66
												269	H	Ga. Southern	71 82
												273	H	Norfolk St.	42 78
												294	H	South Carolina St.	60 71
												304	A	Coppin St.	76 70
												321	A	Morgan St.	47 63
												347	A	Florida A&M	54 50
LAST 12 Division I GAMES:															
				321	A	Morgan St.	47 63					294	H	South Carolina St.	60 71
				304	A	Coppin St.	76 70					273	H	Norfolk St.	42 78
				259	A	Wichita St.	50 66					347	A	Florida A&M	54 50
				34	A	South Dakota St.	49 97					36	A	DePaul	61 124
				203	A	Ole Miss	51 74					212	H	Jacksonville	58 68
				234	H	Texas Southern	41 65					269	H	Ga. Southern	71 82

Non-Div I Games: Carver 101 49 Wesleyan (GA) 155 26

Savannah St.

Average RPI Win:	344	WON-LOST	WINNING	LAST 10	STRENGTH OF	OPP. STRENGTH	TEAM	ADJ.	CONF.	ADJ CONF.
Average RPI Loss:	189	RECORD	PCT. RANK	GAMES	SCHEDULE	OF SCHEDULE	RPI	RPI	RPI	RPI
DIV. I ONLY	1- 19	350	1-9	208	304	337	337	30	30	
DIV. I NON-CONF.	0- 13	336	0- 0	118	257	324	324	30	30	

TOTALS	RPI 1-25	RPI 26-50	W-L RECORDS	RPI 51-100	RPI 101-150	RPI 150+				
1- 19	0- 0	0- 1	OVERALL	0- 3	0- 2	1- 13				
1- 9	0- 0	0- 0	HOME	0- 0	0- 1	1- 8				
0- 9	0- 0	0- 1	AWAY	0- 2	0- 1	0- 5				
0- 1	0- 0	0- 0	NEUTRAL	0- 1	0- 0	0- 0				
0- 13	0- 0	0- 1	NON-CONFERENCE	0- 3	0- 2	0- 7				
0- 5	0- 0	0- 0	HOME	0- 0	0- 1	0- 4				
0- 7	0- 0	0- 1	AWAY	0- 2	0- 1	0- 3				
0- 1	0- 0	0- 0	NEUTRAL	0- 1	0- 0	0- 0				
1- 6	0- 0	0- 0	CONFERENCE	0- 0	0- 0	1- 6				
1- 4	0- 0	0- 0	HOME	0- 0	0- 0	1- 4				
0- 2	0- 0	0- 0	AWAY	0- 0	0- 0	0- 2				
0- 0	0- 0	0- 0	NEUTRAL	0- 0	0- 0	0- 0				

RPI	S	Opponent	Score	RPI	S	Opponent	Score	RPI	S	Opponent	Score	RPI	S	Opponent	Score	Team's RPI: 337
37	A	Utah	62 89	51	N	Arizona	54 84	121	H	Washington	58 69	143	A	Portland St.	43 68	
				71	A	UC Davis	59 76	154	A	UC Irvine	60 65	156	H	Pepperdine	64 78	
				73	A	Pacific	61 75	172	A	New Mexico St.	55 75	194	H	UMKC	62 86	
								211	H	Cal St. Fullerton	54 57	243	A	Hawaii	51 67	
								250	A	Nevada	54 67	252	A	UTRGV	56 69	
								257	H	Utah Valley	55 58	260	H	Northern Ariz.	58 65	
								285	H	CSU Bakersfield	60 70	316	H	Cal Poly	50 60	
								336	H	Grand Canyon	73 74	344	H	Chicago St.	90 54	
LAST 12 Division I GAMES:																
172	A	New Mexico St.	55 75	194	H	UMKC	62 86									
257	H	Utah Valley	55 58	344	H	Chicago St.	90 54									
336	H	Grand Canyon	73 74	252	A	UTRGV	56 69									
285	H	CSU Bakersfield	60 70	316	H	Cal Poly	50 60									
154	A	UC Irvine	60 65	71	A	UC Davis	59 76									
250	A	Nevada	54 67	73	A	Pacific	61 75									

Non-Div I Games:

Seattle U

Average RPI Win:	204	WON-LOST	WINNING	LAST 10	STRENGTH OF	OPP. STRENGTH	TEAM	ADJ.	CONF.	ADJ CONF.
Average RPI Loss:	52	RECORD	PCT. RANK	GAMES	SCHEDULE	OF SCHEDULE	RPI	RPI	RPI	RPI
DIV. I ONLY	12- 7	105	5-5	116	77	91	91	5	5	
DIV. I NON-CONF.	8- 3	72	0- 0	266	161	119	119	4	4	

TOTALS	RPI 1-25	RPI 26-50	W-L RECORDS	RPI 51-100	RPI 101-150	RPI 150+				
12- 7	0- 2	1- 4	OVERALL	3- 0	1- 0	7- 1				
9- 1	0- 0	0- 1	HOME	2- 0	1- 0	6- 0				
2- 5	0- 2	1- 2	AWAY	1- 0	0- 0	0- 1				
1- 1	0- 0	0- 1	NEUTRAL	0- 0	0- 0	1- 0				
8- 3	0- 1	0- 2	NON-CONFERENCE	1- 0	0- 0	7- 0				
6- 0	0- 0	0- 0	HOME	0- 0	0- 0	6- 0				
1- 2	0- 1	0- 1	AWAY	1- 0	0- 0	0- 0				
1- 1	0- 0	0- 1	NEUTRAL	0- 0	0- 0	1- 0				
4- 4	0- 1	1- 2	CONFERENCE	2- 0	1- 0	0- 1				
3- 1	0- 0	0- 1	HOME	2- 0	1- 0	0- 0				
1- 3	0- 1	1- 1	AWAY	0- 0	0- 0	0- 1				
0- 0	0- 0	0- 0	NEUTRAL	0- 0	0- 0	0- 0				

RPI 1-25				RPI 26-50				RPI 51-100				Team's RPI : 91				RPI 101+			
RPI	S	Opponent	Score	RPI	S	Opponent	Score	RPI	S	Opponent	Score	RPI	S	Opponent	Score	RPI	S	Opponent	Score
8	A	UConn	61 99	35	N	Georgi a Tech	73 84	78	H	Provi dence	79 73	107	H	St. John' s (NY)	77 67				
12	A	Marquette	60 96	36	A	DePaul	84 73	81	H	Creighton	82 75	182	A	Xavi er	62 63				
				38	A	Butler	59 62	83	A	Princeton	70 66	263	H	UTSA	84 53				
				45	H	Vi llanova	66 70					276	H	St. Franci s Brookl yn	100 77				
				46	A	UCLA	62 78					284	H	Kennesaw St.	102 80				
												296	H	Saint Peter' s	90 47				
												299	H	UMass Lowell	90 57				
												318	N	UNC Greensboro	71 64				
												323	H	Wagner	95 40				
LAST 12 Division I GAMES:																			
				78	H	Provi dence	79 73	45	H	Vi llanova	66 70								
				81	H	Crei ghton	82 75	36	A	DePaul	84 73								
				182	A	Xavi er	62 63	12	A	Marquette	60 96								
				38	A	Butler	59 62	35	N	Georgi a Tech	73 84								
				107	H	St. John' s (NY)	77 67	8	A	UConn	61 99								
				318	N	UNC Greensboro	71 64	296	H	Saint Peter' s	90 47								

Non-Div I Games:

Seton Hall

S
i
e
n
a

Siena				Through Games Of Jan. 26, 2019							
Average RPI	Win:	274	WON-LOST	WINNING	LAST 10	STRENGTH OF	OPP. STRENGTH	TEAM	ADJ.	CONF.	ADJ CONF.
Average RPI	Loss:	167	RECORD	PCT. RANK	GAMES	SCHEDULE	OF SCHEDULE	RPI	RPI	RPI	RPI
DIV. I ONLY			8- 10	203	5-5	259	274	258	258	27	27
DIV. I NON-CONF.			4- 7	228	1- 0	249	278	275	275	28	28

TOTALS		RPI 1-25	RPI 26-50		W-L RECORDS		RPI 51-100		RPI 101-150		RPI 150+
8- 10		0- 0	0- 0		OVERALL		0- 3		0- 2		8- 5
4- 5		0- 0	0- 0		HOME		0- 2		0- 0		4- 3
3- 4		0- 0	0- 0		AWAY		0- 1		0- 1		3- 2
1- 1		0- 0	0- 0		NEUTRAL		0- 0		0- 1		1- 0
4- 7		0- 0	0- 0		NON-CONFERENCE		0- 2		0- 1		4- 4
2- 4		0- 0	0- 0		HOME		0- 2		0- 0		2- 2
1- 2		0- 0	0- 0		AWAY		0- 0		0- 0		1- 2
1- 1		0- 0	0- 0		NEUTRAL		0- 0		0- 1		1- 0
4- 3		0- 0	0- 0		CONFERENCE		0- 1		0- 1		4- 1
2- 1		0- 0	0- 0		HOME		0- 0		0- 0		2- 1
2- 2		0- 0	0- 0		AWAY		0- 1		0- 1		2- 0
0- 0		0- 0	0- 0		NEUTRAL		0- 0		0- 0		0- 0

S
i
e
n
a

RPI 1-25				RPI 26-50				RPI 51-100				RPI 101+ Team's RPI: 258			
RPI	S	Opponent	Score	RPI	S	Opponent	Score	RPI	S	Opponent	Score	RPI	S	Opponent	Score
								57	A	Qui nni pi ac	31 68	123	N	Drexel	39 51
								60	H	Harvard	54 73	128	A	Marist	59 88
								94	H	Penn	51 58	196	H	Massachusetts	64 59
												214	A	St. Bonaventure	58 74
												224	A	Sacred Heart	50 72
												225	H	Ri der	52 55
												226	A	Howard	86 81
												237	H	Col gate	55 53
												239	A	Monmouth	77 68
												261	H	Hofstra	50 57
												282	H	Fla. Atlantic	66 70
												296	A	Saint Peter's	84 57
												323	N	Wagner	74 71
												332	H	Iona	59 47
												342	H	Manhattan	62 56

LAST 12 Division I GAMES:															
				128	A	Marist	59 88	323	N	Wagner	74 71				
				225	H	Ri der	52 55	57	A	Qui nni pi ac	31 68				
				342	H	Manhattan	62 56	239	A	Monmouth	77 68				
				332	H	Iona	59 47	196	H	Massachusetts	64 59				
				296	A	Saint Peter's	84 57	214	A	St. Bonaventure	58 74				
				261	H	Hofstra	50 57	282	H	Fla. Atlantic	66 70				

Non-Div I Games:

Siena

Average RPI Win:	230	WON-LOST	WINNING	LAST 10	STRENGTH OF	OPP. STRENGTH	TEAM	ADJ.	CONF.	ADJ CONF.
Average RPI Loss:	130	RECORD	PCT. RANK	GAMES	SCHEDULE	OF SCHEDULE	RPI	RPI	RPI	RPI

DIV. I ONLY	14- 3	27	7-3	327	115	137	137	14	14
DIV. I NON-CONF.	9- 0	1	1- 0	344	95	87	87	15	15

TOTALS	RPI 1-25	RPI 26-50	W-L RECORDS	RPI 51-100	RPI 101-150	RPI 150+			
14- 3	0- 0	0- 0	OVERALL	0- 1	1- 1	13- 1			
5- 2	0- 0	0- 0	HOME	0- 1	0- 0	5- 1			
8- 1	0- 0	0- 0	AWAY	0- 0	1- 1	7- 0			
1- 0	0- 0	0- 0	NEUTRAL	0- 0	0- 0	1- 0			
9- 0	0- 0	0- 0	NON-CONFERENCE	0- 0	1- 0	8- 0			
3- 0	0- 0	0- 0	HOME	0- 0	0- 0	3- 0			
5- 0	0- 0	0- 0	AWAY	0- 0	1- 0	4- 0			
1- 0	0- 0	0- 0	NEUTRAL	0- 0	0- 0	1- 0			
5- 3	0- 0	0- 0	CONFERENCE	0- 1	0- 1	5- 1			
2- 2	0- 0	0- 0	HOME	0- 1	0- 0	2- 1			
3- 1	0- 0	0- 0	AWAY	0- 0	0- 1	3- 0			
0- 0	0- 0	0- 0	NEUTRAL	0- 0	0- 0	0- 0			

RPI 1-25	RPI 26-50	RPI 51-100	RPI 101+	Team's RPI: 137
RPI S Opponent Score	RPI S Opponent Score	RPI S Opponent Score	RPI S Opponent Score	
		76 H Little Rock 42 65	118 A Alabama 72 67	
			130 A Appal achian St. 63 71	
			162 A Georgi a St. 68 59	
			167 A Southern U. 53 49	
			172 N New Mexico St. 68 67	
			178 H Southern Miss. 77 68	
			185 H Arkansas St. 64 77	
			205 A Coastal Caro. 88 78	
			240 H Al abama St. 77 65	
			243 H Loui si ana 83 60	
			256 H ETSU 81 74	
			269 A Ga. Southern 69 53	
			292 A Tennessee St. 78 56	
			295 H La. -Monroe 77 49	
			301 A Central Ark. 58 50	
			322 A FIU 84 77	
LAST 12 Division I GAMES:				
269 A Ga. Southern 69 53	322 A FIU 84 77	295 H La. -Monroe 77 49		
162 A Georgia St. 68 59	243 H Loui si ana 83 60	172 N New Mexico St. 68 67		
76 H Little Rock 42 65	240 H Al abama St. 77 65	118 A Al abama 72 67		
185 H Arkansas St. 64 77				
205 A Coastal Caro. 88 78				
130 A Appal achian St. 63 71				

Non-Div I Games: Faulkner 97 40 Spring Hill 75 57

South Alabama

Average RPI Win:	130	WON-LOST	WINNING	LAST 10	STRENGTH OF	OPP. STRENGTH	TEAM	ADJ.	CONF.	ADJ CONF.
Average RPI Loss:	17	RECORD	PCT. RANK	GAMES	SCHEDULE	OF SCHEDULE	RPI	RPI	RPI	RPI
DIV. I ONLY	13- 5	62	9-1	15	7	18	18	6	6	
DIV. I NON-CONF.	8- 4	91	0- 1	27	12	44	44	6	6	

TOTALS	RPI 1-25	RPI 26-50	W-L RECORDS	RPI 51-100	RPI 101-150	RPI 150+				
13- 5	1- 4	3- 1	OVERALL	1- 0	3- 0	5- 0				
8- 2	0- 2	2- 0	HOME	0- 0	3- 0	3- 0				
4- 1	1- 1	1- 0	AWAY	1- 0	0- 0	1- 0				
1- 2	0- 1	0- 1	NEUTRAL	0- 0	0- 0	1- 0				
8- 4	0- 3	2- 1	NON-CONFERENCE	0- 0	2- 0	4- 0				
5- 2	0- 2	1- 0	HOME	0- 0	2- 0	2- 0				
2- 0	0- 0	1- 0	AWAY	0- 0	0- 0	1- 0				
1- 2	0- 1	0- 1	NEUTRAL	0- 0	0- 0	1- 0				
5- 1	1- 1	1- 0	CONFERENCE	1- 0	1- 0	1- 0				
3- 0	0- 0	1- 0	HOME	0- 0	1- 0	1- 0				
2- 1	1- 1	0- 0	AWAY	1- 0	0- 0	0- 0				
0- 0	0- 0	0- 0	NEUTRAL	0- 0	0- 0	0- 0				

RPI	S	Opponent	Score	RPI	S	Opponent	Score	RPI	S	Opponent	Score	RPI	S	Opponent	Score
2	H	Baylor	69 94	26	A	Purdue	82 73	55	A	LSU	76 53	108	H	Dayton	65 55
7	A	Mississippi St.	74 89	39	H	Missouri	79 65					118	H	Alabama	62 59
13	N	Drake	85 90	40	H	Clemson	69 57					130	H	Appalachian St.	80 50
21	A	Texas A&M	60 57	41	N	Oregon St.	68 70					209	H	Florida	71 40
23	H	Maryland	61 85									217	H	Temple	88 60

LAST 12 Division I GAMES:															
7	A	Mississippi St.	74 89	13	N	Drake	85 90					233	H	Furman	66 53
55	A	LSU	76 53	41	N	Oregon St.	68 70					240	A	Alabama St.	94 38
209	H	Florida	71 40	39	H	Missouri	79 65					256	N	ETSU	101 55
118	H	Alabama	62 59	217	H	Temple	88 60								
21	A	Texas A&M	60 57	26	A	Purdue	82 73								
233	H	Furman	66 53	130	H	Appalachian St.	80 50								

Non-Div I Games:

South Carolina

Average RPI Win:	301	WON-LOST	WINNING	LAST 10	STRENGTH OF	OPP. STRENGTH	TEAM	ADJ.	CONF.	ADJ CONF.
Average RPI Loss:	216	RECORD	PCT. RANK	GAMES	SCHEDULE	OF SCHEDULE	RPI	RPI	RPI	RPI

DIV. I ONLY	8- 10	203	5-5	346	329	294	294	32	32
DIV. I NON-CONF.	5- 7	206	1- 0	332	289	294	294	32	32

TOTALS	RPI 1-25	RPI 26-50	W-L RECORDS	RPI 51-100	RPI 101-150	RPI 150+			
8- 10	0- 0	0- 0	OVERALL	0- 1	0- 2	8- 7			
4- 3	0- 0	0- 0	HOME	0- 0	0- 0	4- 3			
4- 5	0- 0	0- 0	AWAY	0- 1	0- 1	4- 3			
0- 2	0- 0	0- 0	NEUTRAL	0- 0	0- 1	0- 1			
5- 7	0- 0	0- 0	NON-CONFERENCE	0- 1	0- 2	5- 4			
3- 1	0- 0	0- 0	HOME	0- 0	0- 0	3- 1			
2- 4	0- 0	0- 0	AWAY	0- 1	0- 1	2- 2			
0- 2	0- 0	0- 0	NEUTRAL	0- 0	0- 1	0- 1			
3- 3	0- 0	0- 0	CONFERENCE	0- 0	0- 0	3- 3			
1- 2	0- 0	0- 0	HOME	0- 0	0- 0	1- 2			
2- 1	0- 0	0- 0	AWAY	0- 0	0- 0	2- 1			
0- 0	0- 0	0- 0	NEUTRAL	0- 0	0- 0	0- 0			

RPI 1-25				RPI 26-50				RPI 51-100				RPI 101+				Team's RPI: 294
RPI	S	Opponent	Score	RPI	S	Opponent	Score	RPI	S	Opponent	Score	RPI	S	Opponent	Score	
								51	A	Arizona	32 73	115	N	Wake Forest	44 58	
												126	A	Radford	31 61	
												205	A	Coastal Caro.	44 57	
												208	H	UNLV	58 49	
												226	H	Howard	72 63	
												230	N	East Carolina	63 71	
												266	H	N. C. A&T	44 58	
												273	H	Norfolk St.	50 57	
												278	H	Winthrop	50 58	
												291	A	Col. of Charleston	51 75	
												304	A	Coppin St.	75 59	
												321	A	Morgan St.	51 62	
												326	A	Presbyteria n	57 48	
												330	A	Western Caro.	54 39	
												334	H	Charleston So.	67 58	
												339	A	Savannah St.	71 60	
												341	H	USC Upstate	71 66	
LAST 12 Division I GAMES:																
226	H	Howard	72 63	208	H	UNLV	58 49									
304	A	Coppin St.	75 59	339	A	Savannah St.	71 60									
321	A	Morgan St.	51 62	273	H	Norfolk St.	50 57									
266	H	N. C. A&T	44 58	115	N	Wake Forest	44 58									
330	A	Western Caro.	54 39	278	H	Winthrop	50 58									
230	N	East Carolina	63 71	341	H	USC Upstate	71 66									

Non-Div I Games: Voorhees 88 61 UNKNOWN 67 51

South Carolina St.

Average RPI Win:	171	WON-LOST	WINNING	LAST 10	STRENGTH OF	OPP. STRENGTH	TEAM	ADJ.	CONF.	ADJ CONF.
Average RPI Loss:	69	RECORD	PCT. RANK	GAMES	SCHEDULE	OF SCHEDULE	RPI	RPI	RPI	RPI

DIV. I ONLY	17- 3	15	8-2	139	86	32	32	18	18
DIV. I NON-CONF.	10- 2	37	0- 0	54	13	14	14	17	17

TOTALS	RPI 1-25	RPI 26-50	W-L RECORDS	RPI 51-100	RPI 101-150	RPI 150+
17- 3	1- 1	2- 1	OVERALL	3- 0	2- 0	9- 1
6- 0	1- 0	1- 0	HOME	1- 0	0- 0	3- 0
8- 2	0- 1	1- 0	AWAY	2- 0	1- 0	4- 1
3- 1	0- 0	0- 1	NEUTRAL	0- 0	1- 0	2- 0
10- 2	1- 1	1- 1	NON-CONFERENCE	3- 0	2- 0	3- 0
3- 0	1- 0	0- 0	HOME	1- 0	0- 0	1- 0
4- 1	0- 1	1- 0	AWAY	2- 0	1- 0	0- 0
3- 1	0- 0	0- 1	NEUTRAL	0- 0	1- 0	2- 0
7- 1	0- 0	1- 0	CONFERENCE	0- 0	0- 0	6- 1
3- 0	0- 0	1- 0	HOME	0- 0	0- 0	2- 0
4- 1	0- 0	0- 0	AWAY	0- 0	0- 0	4- 1
0- 0	0- 0	0- 0	NEUTRAL	0- 0	0- 0	0- 0

RPI 1-25	RPI 26-50	Team's RPI: 32	RPI 51-100	RPI 101+
RPI S Opponent Score	RPI S Opponent Score		RPI S Opponent Score	RPI S Opponent Score
11 H Iowa St. 64 59	29 N Indiana 60 68		80 H Green Bay 55 49	117 N Loyola Marymount 67 40
13 A Drake 64 76	34 H South Dakota St. 105 98		81 A Creighton 77 65	141 A Montana 64 41
	39 A Missouri 74 61		93 A Missouri St. 85 74	166 A Denver 99 104
				175 A Oral Roberts 76 72
				180 N Grambling 67 53
				213 A North Dakota 80 50
				229 H Western Ill. 92 49
				259 N Wichita St. 73 64
				303 H Incarnate Word 96 43
				309 A North Dakota St. 67 41
				311 A Omaha 80 49
				331 H Purdue Fort Wayne 69 51
LAST 12 Division I GAMES:				
175 A Oral Roberts 76 72	229 H Western Ill. 92 49			
331 H Purdue Fort Wayne 69 51	213 A North Dakota 80 50			
34 H South Dakota St. 105 98	311 A Omaha 80 49			
166 A Denver 99 104	117 N Loyola Marymount 67 40			
309 A North Dakota St. 67 41	180 N Grambling 67 53			
29 N Indiana 60 68	39 A Missouri 74 61			

Non-Div I Games: Bellevue 79 40 St. Mary (NE) 112 52

South Dakota

Average RPI	Win: 193	WON-LOST	WINNING	LAST 10	STRENGTH OF	OPP. STRENGTH	TEAM	ADJ.	CONF.	ADJ CONF.
Average RPI	Loss: 80	RECORD	PCT. RANK	GAMES	SCHEDULE	OF SCHEDULE	RPI	RPI	RPI	RPI
DIV. I ONLY	11- 9	140	3-7	162	38	152	152	9	9	
DIV. I NON-CONF.	9- 5	105	0- 0	246	14	148	148	9	9	

TOTALS	RPI 1-25	RPI 26-50	W-L RECORDS	RPI 51-100	RPI 101-150	RPI 150+				
11- 9	0- 3	1- 1	OVERALL	0- 3	3- 0	7- 2				
8- 2	0- 1	0- 0	HOME	0- 0	2- 0	6- 1				
2- 3	0- 1	0- 0	AWAY	0- 1	1- 0	1- 1				
1- 4	0- 1	1- 1	NEUTRAL	0- 2	0- 0	0- 0				
9- 5	0- 1	1- 1	NON-CONFERENCE	0- 3	2- 0	6- 0				
7- 0	0- 0	0- 0	HOME	0- 0	1- 0	6- 0				
1- 1	0- 0	0- 0	AWAY	0- 1	1- 0	0- 0				
1- 4	0- 1	1- 1	NEUTRAL	0- 2	0- 0	0- 0				
2- 4	0- 2	0- 0	CONFERENCE	0- 0	1- 0	1- 2				
1- 2	0- 1	0- 0	HOME	0- 0	1- 0	0- 1				
1- 2	0- 1	0- 0	AWAY	0- 0	0- 0	1- 1				
0- 0	0- 0	0- 0	NEUTRAL	0- 0	0- 0	0- 0				

RPI 1-25				RPI 26-50				RPI 51-100				RPI 101+ Team's RPI: 152			
RPI	S	Opponent	Score	RPI	S	Opponent	Score	RPI	S	Opponent	Score	RPI	S	Opponent	Score
8	A	UConn	46 63	43	N	North Carolina	69 71	55	A	LSU	49 78	114	A	Ohio St.	71 47
17	H	UCF	49 62	46	N	UCLA	60 56	81	N	Creighton	76 83	119	H	Tulane	73 46
20	N	Kentucky	63 85					82	N	Virginia	67 74	140	H	Oklahoma	87 70
												180	H	Grambling	67 50
												187	H	George Washington	63 30
												195	A	SMU	44 46
												217	A	Temple	63 53
												223	H	Memphis	40 47
												254	H	Albany (NY)	74 37
												270	H	Bethune-Cookman	88 39
												272	H	Vermont	102 55
												324	H	New Hampshire	79 36
LAST 12 Division I GAMES:															
8	A	UConn	46 63	195	A	SMU	44 46								
17	H	UCF	49 62	223	H	Memphis	40 47								
217	A	Temple	63 53	119	H	Tulane	73 46								
55	A	LSU	49 78	272	H	Vermont	102 55								
82	N	Virginia	67 74	180	H	Grambling	67 50								
81	N	Creighton	76 83	187	H	George Washington	63 30								

Non-Div I Games:

South Fla.

Average RPI		Win: 274	WON-LOST RECORD	WINNING PCT. RANK	LAST 10 GAMES	STRENGTH OF SCHEDULE	OPP. STRENGTH OF SCHEDULE	TEAM RPI	ADJ. RPI	CONF. RPI	ADJ. CONF. RPI
Loss: 159											
DIV. I ONLY		8- 9	190	6-4	228	299	204	204	22	22	
DIV. I NON-CONF.		3- 6	241	0- 0	149	286	209	209	20	20	
TOTALS		RPI 1-25	RPI 26-50	W-L RECORDS		RPI 51-100	RPI 101-150	RPI 150+			
8- 9	0- 1		0- 0	OVERALL		0- 0	0- 3	8- 5			
4- 3	0- 0		0- 0	HOME		0- 0	0- 1	4- 2			
4- 5	0- 1		0- 0	AWAY		0- 0	0- 1	4- 3			
0- 1	0- 0		0- 0	NEUTRAL		0- 0	0- 1	0- 0			
3- 6	0- 1		0- 0	NON-CONFERENCE		0- 0	0- 1	3- 4			
1- 1	0- 0		0- 0	HOME		0- 0	0- 0	1- 1			
2- 4	0- 1		0- 0	AWAY		0- 0	0- 0	2- 3			
0- 1	0- 0		0- 0	NEUTRAL		0- 0	0- 1	0- 0			
5- 3	0- 0		0- 0	CONFERENCE		0- 0	0- 2	5- 1			
3- 2	0- 0		0- 0	HOME		0- 0	0- 1	3- 1			
2- 1	0- 0		0- 0	AWAY		0- 0	0- 1	2- 0			
0- 0	0- 0		0- 0	NEUTRAL		0- 0	0- 0	0- 0			

RPI 1-25				RPI 26-50				RPI 51-100				RPI 101+				Team's RPI: 204	
RPI	S	Opponent	Score	RPI	S	Opponent	Score	RPI	S	Opponent	Score	RPI	S	Opponent	Score		
7	A	Mississippi St.	53 88									134	A	Morehead St.	54 82		
												135	H	UT Martin	73 80		
												150	N	North Ala.	67 80		
												155	A	Bradley	79 85		
												157	H	Indiana St.	51 62		
												168	A	Southern Ill.	40 60		
												207	A	SIUE	62 52		
												207	H	SIUE	63 58		
												223	A	Memphis	57 69		
												229	H	Western Ill.	81 71		
												267	H	Eastern Ill.	72 57		
												305	H	Murray St.	59 64		
												307	H	Austin Peay	64 54		
												314	A	Eastern Ky.	52 42		
												317	A	NJIT	68 58		
												340	A	Evansville	54 50		
LAST 12 Division I GAMES:																	
134	A	Morehead St.	54 82	267	H	Eastern Ill.	72 57										
305	H	Murray St.	59 64	207	H	SIUE	63 58										
307	H	Austin Peay	64 54	314	A	Eastern Ky.	52 42										
135	H	UT Martin	73 80	340	A	Evansville	54 50										
207	A	SIUE	62 52	157	H	Indiana St.	51 62										
223	A	Memphis	57 69	317	A	NJIT	68 58										

Non-Div I Games:	Ill.-Springfield	82	46	Harris-Stowe	80	65
------------------	------------------	----	----	--------------	----	----

Southeast Mo. St.

■ Loss, ■ Non-Conf, S Site, H Home A Away N Neutral

Average RPI Win:	281	WON-LOST	WINNING	LAST 10	STRENGTH OF	OPP. STRENGTH	TEAM	ADJ.	CONF.	ADJ CONF.
Average RPI Loss:	173	RECORD	PCT. RANK	GAMES	SCHEDULE	OF SCHEDULE	RPI	RPI	RPI	RPI
DIV. I ONLY	7- 9	210	4-6	314	270	264	264	26	26	
DIV. I NON-CONF.	4- 5	190	0- 0	315	253	230	230	23	23	

TOTALS	RPI 1-25	RPI 26-50	W-L RECORDS	RPI 51-100	RPI 101-150	RPI 150+				
7- 9	0- 0	0- 0	OVERALL	0- 3	0- 2	7- 4				
4- 2	0- 0	0- 0	HOME	0- 1	0- 0	4- 1				
3- 7	0- 0	0- 0	AWAY	0- 2	0- 2	3- 3				
0- 0	0- 0	0- 0	NEUTRAL	0- 0	0- 0	0- 0				
4- 5	0- 0	0- 0	NON-CONFERENCE	0- 1	0- 2	4- 2				
1- 1	0- 0	0- 0	HOME	0- 0	0- 0	1- 1				
3- 4	0- 0	0- 0	AWAY	0- 1	0- 2	3- 1				
0- 0	0- 0	0- 0	NEUTRAL	0- 0	0- 0	0- 0				
3- 4	0- 0	0- 0	CONFERENCE	0- 2	0- 0	3- 2				
3- 1	0- 0	0- 0	HOME	0- 1	0- 0	3- 0				
0- 3	0- 0	0- 0	AWAY	0- 1	0- 0	0- 2				
0- 0	0- 0	0- 0	NEUTRAL	0- 0	0- 0	0- 0				

RPI 1-25				RPI 26-50				RPI 51-100				RPI 101+ Team' s RPI : 264			
RPI	S	Opponent	Score	RPI	S	Opponent	Score	RPI	S	Opponent	Score	RPI	S	Opponent	Score
								55	A	LSU	52 72	118	A	Al abama	40 88
								66	H	SFA	51 62	147	A	Loui si ana Tech	53 72
								69	A	Lamar Uni versi ty	54 94	176	H	Abi lene Chri sti an	74 71
												178	H	Southern Mi ss.	52 59
												195	A	SMU	63 62
												293	A	Al abama A&M	48 51
												295	H	La. -Monroe	49 42
												301	H	Central Ark.	62 53
												312	A	Jackson St.	50 45
												313	A	Northwestern St.	47 58
												320	A	McNeese	56 62
												338	H	Houston Bapti st	73 65
												350	A	Al corn	77 59
LAST 12 Divi si on I GAMES:															
				69	A	Lamar Uni versi ty	54 94	313	A	Northwestern St.	47 58				
				176	H	Abi lene Chri sti an	74 71	338	H	Houston Bapti st	73 65				
				301	H	Central Ark.	62 53	320	A	McNeese	56 62				
				66	H	SFA	51 62	295	H	La. -Monroe	49 42				
				55	A	LSU	52 72	293	A	Al abama A&M	48 51				
				178	H	Southern Mi ss.	52 59	147	A	Loui si ana Tech	53 72				

Non-Div I Games: Mobile 70 57 Xavier (LA) 47 59

Southeastern La.

Average RPI	Win:	181	WON-LOST	WINNING	LAST 10	STRENGTH OF	OPP. STRENGTH	TEAM	ADJ.	CONF.	ADJ CONF.
Average RPI	Loss:	28	RECORD	PCT. RANK	GAMES	SCHEDULE	OF SCHEDULE	RPI	RPI	RPI	RPI
DIV. I ONLY		11- 7		114	3-7	41	50	49	49	2	2
DIV. I NON-CONF.		10- 1		18	0- 0	167	184	31	31	2	2

TOTALS	RPI 1-25		RPI 26-50		W-L RECORDS	RPI 51-100		RPI 101-150		RPI 150+	
11- 7	0- 3		1- 3		OVERALL	0- 1		2- 0		8- 0	
5- 3	0- 1		0- 2		HOME	0- 0		1- 0		4- 0	
5- 4	0- 2		1- 1		AWAY	0- 1		1- 0		3- 0	
1- 0	0- 0		0- 0		NEUTRAL	0- 0		0- 0		1- 0	
10- 1	0- 1		0- 0		NON-CONFERENCE	0- 0		2- 0		8- 0	
5- 0	0- 0		0- 0		HOME	0- 0		1- 0		4- 0	
4- 1	0- 1		0- 0		AWAY	0- 0		1- 0		3- 0	
1- 0	0- 0		0- 0		NEUTRAL	0- 0		0- 0		1- 0	
1- 6	0- 2		1- 3		CONFERENCE	0- 1		0- 0		0- 0	
0- 3	0- 1		0- 2		HOME	0- 0		0- 0		0- 0	
1- 3	0- 1		1- 1		AWAY	0- 1		0- 0		0- 0	
0- 0	0- 0		0- 0		NEUTRAL	0- 0		0- 0		0- 0	

RPI 1-25				RPI 26-50				Team's RPI: 49	RPI 51-100				RPI 101+			
RPI	S	Opponent	Score	RPI	S	Opponent	Score		RPI	S	Opponent	Score	RPI	S	Opponent	Score
4	A	Stanford	64 72	31	A	Cal i forni a	59 66		51	A	Ari zona	68 71	112	A	UT Ar lington	73 61
5	H	Oregon	53 93	41	H	Oregon St.	52 76						127	H	Fresno St.	62 61
21	A	Texas A&M	51 71	46	A	UCLA	72 67						153	H	Santa Clara	77 46
				46	H	UCLA	65 72						159	H	CSUN	58 42
													160	N	Utah St.	55 46
													184	H	UC Ri versi de	73 55
													208	A	UNLV	86 72
													250	A	Nevada	72 51
													274	A	Long Beach St.	86 50
													315	H	UC Santa Barbara	82 39

LAST 12 Di vi si on I GAMES:																
5	H	Oregon	53 93	51	A	Ari zona	68 71									
31	A	Cal i forni a	59 66	46	A	UCLA	72 67									
4	A	Stanford	64 72	41	H	Oregon St.	52 76									
46	H	UCLA	65 72	159	H	CSUN	58 42									
112	A	UT Ar lington	73 61	208	A	UNLV	86 72									
21	A	Texas A&M	51 71	127	H	Fresno St.	62 61									

Non-Di v I Games:

Southern Cal i forni a

Average RPI Win:	223	WON-LOST	WINNING	LAST 10	STRENGTH OF	OPP. STRENGTH	TEAM	ADJ.	CONF.	ADJ CONF.
Average RPI Loss:	133	RECORD	PCT. RANK	GAMES	SCHEDULE	OF SCHEDULE	RPI	RPI	RPI	RPI
DIV. I ONLY	9- 8	144	6-4	167	215	168	168	12	12	
DIV. I NON-CONF.	7- 4	109	0- 0	122	182	83	83	14	14	

TOTALS	RPI 1-25	RPI 26-50	W-L RECORDS	RPI 51-100	RPI 101-150	RPI 150+				
9- 8	0- 1	0- 0	OVERALL	1- 1	2- 2	6- 4				
7- 1	0- 0	0- 0	HOME	0- 0	2- 0	5- 1				
1- 6	0- 0	0- 0	AWAY	0- 1	0- 2	1- 3				
1- 1	0- 1	0- 0	NEUTRAL	1- 0	0- 0	0- 0				
7- 4	0- 1	0- 0	NON-CONFERENCE	1- 0	2- 2	4- 1				
5- 0	0- 0	0- 0	HOME	0- 0	2- 0	3- 0				
1- 3	0- 0	0- 0	AWAY	0- 0	0- 2	1- 1				
1- 1	0- 1	0- 0	NEUTRAL	1- 0	0- 0	0- 0				
2- 4	0- 0	0- 0	CONFERENCE	0- 1	0- 0	2- 3				
2- 1	0- 0	0- 0	HOME	0- 0	0- 0	2- 1				
0- 3	0- 0	0- 0	AWAY	0- 1	0- 0	0- 2				
0- 0	0- 0	0- 0	NEUTRAL	0- 0	0- 0	0- 0				

RPI 1-25				RPI 26-50				RPI 51-100				RPI 101+				Team's RPI: 168
RPI	S	Opponent	Score	RPI	S	Opponent	Score	RPI	S	Opponent	Score	RPI	S	Opponent	Score	
15	N	Arizona St.	38 82					93	A	Missouri St.	51 66	110	H	Northern Ill.	82 73	
								100	N	Hartford	72 50	122	A	Western Ky.	76 83	
												125	H	IUPUI	78 73	
												135	A	UT Martin	94 95	
												155	A	Bradley	53 58	
												157	H	Indiana St.	58 61	
												190	A	Illinois St.	52 60	
												198	A	Saint Louis	58 62	
												204	H	Southeast Mo. St.	60 40	
												249	H	Marshall	58 49	
												267	H	Eastern Ill.	73 59	
												305	A	Murray St.	65 59	
												308	H	Valparaiso	87 65	
												340	H	Evansville	67 47	
LAST 12 Division I GAMES:																
				93	A	Missouri St.	51 66	308	H	Valparaiso	87 65					
				157	H	Indiana St.	58 61	155	A	Bradley	53 58					
				340	H	Evansville	67 47	190	A	Illinois St.	52 60					
				125	H	IUPUI	78 73	110	H	Northern Ill.	82 73					
				305	A	Murray St.	65 59	198	A	Saint Louis	58 62					
				267	H	Eastern Ill.	73 59	15	N	Arizona St.	38 82					

Non-Div I Games:

Southern Ill.

■ Loss,
 ■ Non-Conf,
 ■ S Site,
 ■ Home
 ■ A Away
 N Neutral

Average RPI Win:	243	WON-LOST	WINNING	LAST 10	STRENGTH OF	OPP. STRENGTH	TEAM	ADJ.	CONF.	ADJ CONF.
Average RPI Loss:	111	RECORD	PCT. RANK	GAMES	SCHEDULE	OF SCHEDULE	RPI	RPI	RPI	RPI
DIV. I ONLY	9- 10	181	4-6	93	283	178	178	16	16	
DIV. I NON-CONF.	6- 5	143	0- 0	250	311	231	231	18	18	

TOTALS	RPI 1-25	RPI 26-50	W-L RECORDS	RPI 51-100	RPI 101-150	RPI 150+				
9- 10	0- 1	0- 0	OVERALL	0- 3	1- 4	8- 2				
6- 6	0- 1	0- 0	HOME	0- 2	0- 1	6- 2				
3- 4	0- 0	0- 0	AWAY	0- 1	1- 3	2- 0				
0- 0	0- 0	0- 0	NEUTRAL	0- 0	0- 0	0- 0				
6- 5	0- 1	0- 0	NON-CONFERENCE	0- 0	0- 3	6- 1				
5- 3	0- 1	0- 0	HOME	0- 0	0- 1	5- 1				
1- 2	0- 0	0- 0	AWAY	0- 0	0- 2	1- 0				
0- 0	0- 0	0- 0	NEUTRAL	0- 0	0- 0	0- 0				
3- 5	0- 0	0- 0	CONFERENCE	0- 3	1- 1	2- 1				
1- 3	0- 0	0- 0	HOME	0- 2	0- 0	1- 1				
2- 2	0- 0	0- 0	AWAY	0- 1	1- 1	1- 0				
0- 0	0- 0	0- 0	NEUTRAL	0- 0	0- 0	0- 0				

RPI 1-25				RPI 26-50				RPI 51-100				RPI 101+ Team's RPI: 178			
RPI	S	Opponent	Score	RPI	S	Opponent	Score	RPI	S	Opponent	Score	RPI	S	Opponent	Score
7	H	Mississippi St.	42 86					59	H	Rice	47 58	102	H	Houston	44 61
								67	H	Old Dominion	50 53	119	A	Tulane	54 71
								70	A	Middle Tenn.	49 66	122	A	Western Ky.	69 56
												137	A	South Alabama	68 77
												148	A	UAB	60 71
												164	H	Charlotte	65 54
												180	H	Grambling	68 47
												183	H	North Texas	48 62
												220	H	Sam Houston St.	61 65
												236	H	Samford	76 40
												249	A	Marshall	64 52
												264	A	Southeastern La.	59 52
												306	H	Mississippi Val.	67 60
												313	H	Northwestern St.	69 54
												350	H	Alcorn	66 47

LAST 12 Division I GAMES:															
164	H	Charlotte	65 54	249	A	Marshall	64 52								
148	A	UAB	60 71	122	A	Western Ky.	69 56								
70	A	Middle Tenn.	49 66	67	H	Old Dominion	50 53								
183	H	North Texas	48 62	264	A	Southeastern La.	59 52								
59	H	Rice	47 58	7	H	Mississippi St.	42 86								
102	H	Houston	44 61	350	H	Alcorn	66 47								

Non-Div I Games: William Carey 74 48 Blue Mountain (MS) 84 38

Southern Miss.

Average RPI Win: 278		WON-LOST RECORD	WINNING PCT. RANK	LAST 10 GAMES	STRENGTH OF SCHEDULE	OPP. STRENGTH OF SCHEDULE	TEAM RPI	ADJ. RPI	CONF. RPI	ADJ. CONF. RPI
Average RPI Loss: 83										
DIV. I ONLY		6- 8	216	6-4	131	171	167	167	29	29
DIV. I NON-CONF.		0- 7	336	0- 0	2	11	176	176	26	26
TOTALS		RPI 1-25	RPI 26-50	W-L RECORDS	RPI 51-100	RPI 101-150	RPI 150+			
6- 8	0- 3		0- 0	OVERALL	0- 2	0- 1	6- 2			
3- 2	0- 0		0- 0	HOME	0- 0	0- 1	3- 1			
3- 6	0- 3		0- 0	AWAY	0- 2	0- 0	3- 1			
0- 0	0- 0		0- 0	NEUTRAL	0- 0	0- 0	0- 0			
0- 7	0- 3		0- 0	NON-CONFERENCE	0- 2	0- 1	0- 1			
0- 1	0- 0		0- 0	HOME	0- 0	0- 1	0- 0			
0- 6	0- 3		0- 0	AWAY	0- 2	0- 0	0- 1			
0- 0	0- 0		0- 0	NEUTRAL	0- 0	0- 0	0- 0			
6- 1	0- 0		0- 0	CONFERENCE	0- 0	0- 0	6- 1			
3- 1	0- 0		0- 0	HOME	0- 0	0- 0	3- 1			
3- 0	0- 0		0- 0	AWAY	0- 0	0- 0	3- 0			
0- 0	0- 0		0- 0	NEUTRAL	0- 0	0- 0	0- 0			

[illegible]

Non-Div I Games:	Dillard	61	63	Wiley	89	58	Louisiana Col.	77	53	Millaps	71	36	Southern U.
------------------	---------	----	----	-------	----	----	----------------	----	----	---------	----	----	-------------

Average RPI Win:	221	WON-LOST	WINNING	LAST 10	STRENGTH OF	OPP. STRENGTH	TEAM	ADJ.	CONF.	ADJ CONF.
Average RPI Loss:	141	RECORD	PCT. RANK	GAMES	SCHEDULE	OF SCHEDULE	RPI	RPI	RPI	RPI
DIV. I ONLY	5- 12	273	2-8	96	249	219	219	15	15	
DIV. I NON-CONF.	3- 6	241	0- 1	42	271	194	194	11	11	

TOTALS	RPI 1-25	RPI 26-50	W-L RECORDS	RPI 51-100	RPI 101-150	RPI 150+				
5- 12	1- 0	0- 0	OVERALL	0- 3	0- 3	4- 6				
4- 3	1- 0	0- 0	HOME	0- 1	0- 1	3- 1				
1- 9	0- 0	0- 0	AWAY	0- 2	0- 2	1- 5				
0- 0	0- 0	0- 0	NEUTRAL	0- 0	0- 0	0- 0				
3- 6	1- 0	0- 0	NON-CONFERENCE	0- 2	0- 0	2- 4				
3- 1	1- 0	0- 0	HOME	0- 0	0- 0	2- 1				
0- 5	0- 0	0- 0	AWAY	0- 2	0- 0	0- 3				
0- 0	0- 0	0- 0	NEUTRAL	0- 0	0- 0	0- 0				
2- 6	0- 0	0- 0	CONFERENCE	0- 1	0- 3	2- 2				
1- 2	0- 0	0- 0	HOME	0- 1	0- 1	1- 0				
1- 4	0- 0	0- 0	AWAY	0- 0	0- 2	1- 2				
0- 0	0- 0	0- 0	NEUTRAL	0- 0	0- 0	0- 0				

RPI 1-25				RPI 26-50				RPI 51-100				RPI 101+				Team's RPI: 219
RPI	S	Opponent	Score	RPI	S	Opponent	Score	RPI	S	Opponent	Score	RPI	S	Opponent	Score	
24	H	BYU	67 64					64	A	Boise St.	53 88	113	H	Northern Colo.	44 71	
								71	A	UC Davis	45 68	141	A	Montana	57 79	
								99	H	Idaho St.	57 69	143	A	Portland St.	49 63	
												151	A	Montana St.	64 69	
												154	A	UC Irvine	58 75	
												166	H	Denver	70 71	
												175	A	Oral Roberts	59 64	
												184	A	UC Riverside	50 56	
												227	A	Sacramento St.	76 77	
												255	H	San Diego	69 59	
												257	H	Utah Valley	60 59	
												260	A	Northern Ariz.	82 76	
												310	H	Weber St.	84 79	

LAST 12 Division I GAMES:																
143	A	Portland St.	49 63	184	A	UC Riverside	50 56									
260	A	Northern Ariz.	82 76	113	H	Northern Colo.	44 71									
310	H	Weber St.	84 79	227	A	Sacramento St.	76 77									
99	H	Idaho St.	57 69	64	A	Boise St.	53 88									
141	A	Montana	57 79	166	H	Denver	70 71									
151	A	Montana St.	64 69	257	H	Utah Valley	60 59									

Non-Div I Games:

Southern Utah

Average RPI Win:	233	WON-LOST	WINNING	LAST 10	STRENGTH OF	OPP. STRENGTH	TEAM	ADJ.	CONF.	ADJ CONF.
Average RPI Loss:	139	RECORD	PCT. RANK	GAMES	SCHEDULE	OF SCHEDULE	RPI	RPI	RPI	RPI
DIV. I ONLY	5- 14	287	2-8	103	218	214	214	17	17	
DIV. I NON-CONF.	3- 10	278	0- 0	72	214	225	225	16	16	

TOTALS	RPI 1-25	RPI 26-50	W-L RECORDS	RPI 51-100	RPI 101-150	RPI 150+				
5- 14	0- 0	0- 2	OVERALL	0- 3	0- 3	5- 6				
2- 6	0- 0	0- 0	HOME	0- 2	0- 2	2- 2				
3- 7	0- 0	0- 1	AWAY	0- 1	0- 1	3- 4				
0- 1	0- 0	0- 1	NEUTRAL	0- 0	0- 0	0- 0				
3- 10	0- 0	0- 2	NON-CONFERENCE	0- 3	0- 1	3- 4				
2- 3	0- 0	0- 0	HOME	0- 2	0- 0	2- 1				
1- 6	0- 0	0- 1	AWAY	0- 1	0- 1	1- 3				
0- 1	0- 0	0- 1	NEUTRAL	0- 0	0- 0	0- 0				
2- 4	0- 0	0- 0	CONFERENCE	0- 0	0- 2	2- 2				
0- 3	0- 0	0- 0	HOME	0- 0	0- 2	0- 1				
2- 1	0- 0	0- 0	AWAY	0- 0	0- 0	2- 1				
0- 0	0- 0	0- 0	NEUTRAL	0- 0	0- 0	0- 0				

RPI 1-25				RPI 26-50				RPI 51-100				RPI 101+ Team's RPI: 214			
RPI	S	Opponent	Score	RPI	S	Opponent	Score	RPI	S	Opponent	Score	RPI	S	Opponent	Score
				30	A	Buffalo	43 90	54	H	Bucknell	46 77	108	H	Dayton	49 62
				33	N	Ohio	53 70	92	H	Kent St.	64 76	109	A	Georgia	40 67
								96	A	Penn St.	65 80	142	H	Duquesne	54 60
												158	A	Akron	58 67
												166	A	Denver	62 76
												193	A	George Mason	68 57
												196	A	Massachusetts	64 63
												198	H	Saint Louis	45 62
												216	A	Cornell	44 58
												238	A	Niagara	76 48
												258	H	Siena	74 58
												261	H	Hofstra	59 67
												280	H	Canisius	100 94
												287	A	Saint Joseph's	41 66
LAST 12 Division I GAMES:															
287	A	Saint Joseph's	41 66	196	A	Massachusetts	64 63								
193	A	George Mason	68 57	198	H	Saint Louis	45 62								
142	H	Duquesne	54 60	108	H	Dayton	49 62								
216	A	Cornell	44 58	96	A	Penn St.	65 80								
30	A	Buffalo	43 90	258	H	Siena	74 58								
92	H	Kent St.	64 76	158	A	Akron	58 67								

Non-Div I Games:

St. Bonaventure

Average RPI Win:	295	WON-LOST	WINNING	LAST 10	STRENGTH OF	OPP. STRENGTH	TEAM	ADJ.	CONF.	ADJ CONF.
Average RPI Loss:	207	RECORD	PCT. RANK	GAMES	SCHEDULE	OF SCHEDULE	RPI	RPI	RPI	RPI
DIV. I ONLY	10- 8	133	5-5	347	334	276	276	31	31	
DIV. I NON-CONF.	5- 6	177	0- 0	330	305	285	285	31	31	

TOTALS	RPI 1-25	RPI 26-50	W-L RECORDS	RPI 51-100	RPI 101-150	RPI 150+				
10- 8	0- 0	0- 0	OVERALL	0- 2	1- 0	9- 6				
4- 4	0- 0	0- 0	HOME	0- 1	0- 0	4- 3				
5- 3	0- 0	0- 0	AWAY	0- 1	1- 0	4- 2				
1- 1	0- 0	0- 0	NEUTRAL	0- 0	0- 0	1- 1				
5- 6	0- 0	0- 0	NON-CONFERENCE	0- 2	1- 0	4- 4				
2- 2	0- 0	0- 0	HOME	0- 1	0- 0	2- 1				
2- 3	0- 0	0- 0	AWAY	0- 1	1- 0	1- 2				
1- 1	0- 0	0- 0	NEUTRAL	0- 0	0- 0	1- 1				
5- 2	0- 0	0- 0	CONFERENCE	0- 0	0- 0	5- 2				
2- 2	0- 0	0- 0	HOME	0- 0	0- 0	2- 2				
3- 0	0- 0	0- 0	AWAY	0- 0	0- 0	3- 0				
0- 0	0- 0	0- 0	NEUTRAL	0- 0	0- 0	0- 0				

RPI 1-25				RPI 26-50				RPI 51-100				RPI 101+				Team's RPI: 276
RPI	S	Opponent	Score	RPI	S	Opponent	Score	RPI	S	Opponent	Score	RPI	S	Opponent	Score	
								83	H	Princeton	64 83	134	A	Morehead St.	101 94	
								91	A	Seton Hall	77 100	165	A	Stony Brook	67 74	
												224	H	Sacred Heart	66 68	
												235	H	Saint Francis (PA)	78 65	
												246	H	Robert Morris	56 75	
												254	H	Albany (NY)	60 67	
												281	A	Bryant	60 55	
												283	A	Army West Point	57 69	
												296	H	Saint Peter's	74 70	
												300	A	Loyola Maryland	75 70	
												308	N	Valparaiso	76 78	
												323	H	Wagner	76 61	
												342	H	Manhattan	73 65	
												344	N	Chicago St.	110 73	
												345	A	Fairleigh Dickinson	64 53	
												351	A	LIU Brooklyn	79 67	

LAST 12 Division I GAMES:																
				235	H	Saint Francis (PA)	78 65	345	A	Fairleigh Dickinson	64 53					
				246	H	Robert Morris	56 75	351	A	LIU Brooklyn	79 67					
				281	A	Bryant	60 55	224	H	Sacred Heart	66 68					
				323	H	Wagner	76 61	254	H	Albany (NY)	60 67					
				165	A	Stony Brook	67 74	296	H	Saint Peter's	74 70					
				83	H	Princeton	64 83	300	A	Loyola Maryland	75 70					

Non-Div I Games: Mercy 102 51

St. Francis Brooklyn

Average RPI Win:

207

Average RPI Loss:

53

WON-LOST
RECORDWINNING
PCT. RANKLAST 10
GAMESSTRENGTH OF
SCHEDULEOPP. STRENGTH
OF SCHEDULETEAM
RPIADJ.
RPICONF.
RPIADJ CONF.
RPIDIV. I ONLY
DIV. I NON-CONF.9- 10
7- 4181
1093-7
0- 071
16448
79107
94107
945
45
4

TOTALS

RPI 1-25

RPI 26-50

W-L RECORDS

RPI 51-100

RPI 101-150

RPI 150+

9- 10

0- 3

1- 3

OVERALL

1- 3

1- 1

6- 0

3- 3

0- 1

0- 0

HOME

1- 2

1- 0

1- 0

4- 6

0- 1

0- 3

AWAY

0- 1

0- 1

4- 0

2- 1

0- 1

1- 0

NEUTRAL

0- 0

0- 0

1- 0

7- 4

0- 2

1- 1

NON-CONFERENCE

0- 0

1- 1

5- 0

2- 1

0- 1

0- 0

HOME

0- 0

1- 0

1- 0

3- 2

0- 0

0- 1

AWAY

0- 0

0- 1

3- 0

2- 1

0- 1

1- 0

NEUTRAL

0- 0

0- 0

1- 0

2- 6

0- 1

0- 2

CONFERENCE

1- 3

0- 0

1- 0

1- 2

0- 0

0- 0

HOME

1- 2

0- 0

0- 0

1- 4

0- 1

0- 2

AWAY

0- 1

0- 0

1- 0

0- 0

0- 0

0- 0

NEUTRAL

0- 0

0- 0

0- 0

RPI 1-25

RPI 26-50

RPI 51-100

RPI 101+

Team's RPI: 107

RPI	S	Opponent	Score
8	N	UConn	55 65
12	A	Marquette	73 83
24	H	Florida St.	53 57

RPI	S	Opponent	Score
26	N	Purdue	68 62
36	A	DePaul	64 73
38	A	Butler	45 66
47	A	James Madison	51 64

RPI	S	Opponent	Score
78	H	Providence	66 67
81	H	Creighton	63 65
91	A	Seton Hall	67 77
95	H	Georgetown	59 51

RPI	S	Opponent	Score
104	H	Yale	56 52
115	A	Wake Forest	59 64
182	A	Xavier	76 57
203	N	Ole Miss	64 59
283	A	Army West Point	60 49
289	A	La Salle	83 57
332	A	Iona	61 35
346	H	Delaware St.	82 44

LAST 12 Division I GAMES:

81	H	Creighton	63 65	95	H	Georgetown	59 51
78	H	Providence	66 67	12	A	Marquette	73 83
38	A	Butler	45 66	36	A	DePaul	64 73
182	A	Xavier	76 57	289	A	La Salle	83 57
91	A	Seton Hall	67 77	24	H	Florida St.	53 57
47	A	James Madison	51 64	104	H	Yale	56 52

Non-Div I Games:

St. John's (NY)

Loss,
 Non-Conf,
 S Site,
 H Home
A Away
 N Neutral

Average RPI Win:	95	WON-LOST	WINNING	LAST 10	STRENGTH OF	OPP. STRENGTH	TEAM	ADJ.	CONF.	ADJ CONF.
Average RPI Loss:	14	RECORD	PCT. RANK	GAMES	SCHEDULE	OF SCHEDULE	RPI	RPI	RPI	RPI
DIV. I ONLY	17- 1	5	10-0	16	5	4	4	2	2	
DIV. I NON-CONF.	10- 1	18	0- 0	15	26	2	2	2	2	

TOTALS	RPI 1-25	RPI 26-50	W-L RECORDS	RPI 51-100	RPI 101-150	RPI 150+				
17- 1	2- 1	3- 0	OVERALL	5- 0	4- 0	3- 0				
9- 0	1- 0	2- 0	HOME	2- 0	2- 0	2- 0				
6- 1	1- 1	1- 0	AWAY	2- 0	1- 0	1- 0				
2- 0	0- 0	0- 0	NEUTRAL	1- 0	1- 0	0- 0				
10- 1	1- 1	1- 0	NON-CONFERENCE	3- 0	2- 0	3- 0				
5- 0	1- 0	0- 0	HOME	1- 0	1- 0	2- 0				
3- 1	0- 1	1- 0	AWAY	1- 0	0- 0	1- 0				
2- 0	0- 0	0- 0	NEUTRAL	1- 0	1- 0	0- 0				
7- 0	1- 0	2- 0	CONFERENCE	2- 0	2- 0	0- 0				
4- 0	0- 0	2- 0	HOME	1- 0	1- 0	0- 0				
3- 0	1- 0	0- 0	AWAY	1- 0	1- 0	0- 0				
0- 0	0- 0	0- 0	NEUTRAL	0- 0	0- 0	0- 0				

RPI	S	Opponent	Score	RPI	S	Opponent	Score	RPI	S	Opponent	Score	RPI	S	Opponent	Score
2	H	Bayl or	68 63	30	A	Buffal o	62 55	51	A	Ari zona	78 48	105	H	I daho	115 71
14	A	Gonzaga	73 79	46	H	UCLA	86 80	56	A	Tennessee	95 85	106	N	Ameri can	71 49
15	A	Ari zona St.	72 65	49	H	Southern Cal i forni a	72 64	71	H	UC Davi s	71 43	121	H	Washi ngton	91 54
								88	N	FGCU	88 65	131	A	Col orado	80 69
								97	H	Washi ngton St.	85 64	159	H	CSUN	69 43
												243	A	Hawai i	81 59
												245	H	San Franci sco	96 62

LAST 12 Division I GAMES:															
51	A	Ari zona	78 48	131	A	Col orado	80 69								
15	A	Ari zona St.	72 65	97	H	Washi ngton St.	85 64								
46	H	UCLA	86 80	121	H	Washi ngton	91 54								
49	H	Southern Cal i forni a	72 64	56	A	Tennessee	95 85								
159	H	CSUN	69 43	2	H	Bayl or	68 63								
30	A	Buffal o	62 55	14	A	Gonzaga	73 79								

Non-Div I Games:

Stanford

Average RPI Win:	296	WON-LOST	WINNING	LAST 10	STRENGTH OF	OPP. STRENGTH	TEAM	ADJ.	CONF.	ADJ CONF.
Average RPI Loss:	124	RECORD	PCT. RANK	GAMES	SCHEDULE	OF SCHEDULE	RPI	RPI	RPI	RPI
DIV. I ONLY	7- 11	235	7-3	215	231	262	262	25	25	
DIV. I NON-CONF.	3- 9	271	0- 0	110	163	262	262	27	27	

TOTALS	RPI 1-25	RPI 26-50	W-L RECORDS	RPI 51-100	RPI 101-150	RPI 150+				
7- 11	0- 2	0- 0	OVERALL	0- 3	0- 4	7- 2				
6- 2	0- 1	0- 0	HOME	0- 1	0- 0	6- 0				
1- 6	0- 1	0- 0	AWAY	0- 1	0- 3	1- 1				
0- 3	0- 0	0- 0	NEUTRAL	0- 1	0- 1	0- 1				
3- 9	0- 2	0- 0	NON-CONFERENCE	0- 3	0- 3	3- 1				
3- 2	0- 1	0- 0	HOME	0- 1	0- 0	3- 0				
0- 4	0- 1	0- 0	AWAY	0- 1	0- 2	0- 0				
0- 3	0- 0	0- 0	NEUTRAL	0- 1	0- 1	0- 1				
4- 2	0- 0	0- 0	CONFERENCE	0- 0	0- 1	4- 1				
3- 0	0- 0	0- 0	HOME	0- 0	0- 0	3- 0				
1- 2	0- 0	0- 0	AWAY	0- 0	0- 1	1- 1				
0- 0	0- 0	0- 0	NEUTRAL	0- 0	0- 0	0- 0				

RPI 1-25				RPI 26-50				RPI 51-100				RPI 101+				Team's RPI: 262
RPI	S	Opponent	Score	RPI	S	Opponent	Score	RPI	S	Opponent	Score	RPI	S	Opponent	Score	
17	H	UCF	55 78					56	A	Tennessee	55 65	118	A	Alabama	47 59	
19	A	Texas	46 65					85	N	Wright St.	44 57	128	N	Marist	69 76	
								94	H	Penn	53 75	138	A	Tulsa	54 55	
												150	A	North Ala.	55 71	
												213	H	North Dakota	74 63	
												231	H	Liberty	69 52	
												261	N	Hofstra	50 53	
												298	A	North Florida	57 71	
												309	H	North Dakota St.	60 59	
												317	H	NJIT	74 48	
												329	A	Lipscomb	80 65	
												329	H	Lipscomb	76 49	
												347	H	Florida A&M	69 44	

LAST 12 Division I GAMES:																
298	A	North Florida	57 71	329	H	Lipscomb	76 49									
329	A	Lipscomb	80 65	317	H	NJIT	74 48									
231	H	Liberty	69 52	150	A	North Ala.	55 71									
94	H	Penn	53 75	213	H	North Dakota	74 63									
309	H	North Dakota St.	60 59	19	A	Texas	46 65									
347	H	Florida A&M	69 44	56	A	Tennessee	55 65									

Non-Div I Games: Central St. (OH) 81 51 Webber Int'l 80 52

Stetson

Average RPI Win:	273	WON-LOST	WINNING	LAST 10	STRENGTH OF	OPP. STRENGTH	TEAM	ADJ.	CONF.	ADJ CONF.
Average RPI Loss:	103	RECORD	PCT. RANK	GAMES	SCHEDULE	OF SCHEDULE	RPI	RPI	RPI	RPI
DIV. I ONLY	14- 5	54	6-4	309	255	165	165	23	23	
DIV. I NON-CONF.	10- 2	37	0- 0	296	302	98	98	24	24	

TOTALS	RPI 1-25	RPI 26-50	W-L RECORDS	RPI 51-100	RPI 101-150	RPI 150+				
14- 5	0- 1	0- 0	OVERALL	1- 3	0- 0	13- 1				
7- 3	0- 0	0- 0	HOME	0- 2	0- 0	7- 1				
7- 2	0- 1	0- 0	AWAY	1- 1	0- 0	6- 0				
0- 0	0- 0	0- 0	NEUTRAL	0- 0	0- 0	0- 0				
10- 2	0- 1	0- 0	NON-CONFERENCE	1- 1	0- 0	9- 0				
6- 0	0- 0	0- 0	HOME	0- 0	0- 0	6- 0				
4- 2	0- 1	0- 0	AWAY	1- 1	0- 0	3- 0				
0- 0	0- 0	0- 0	NEUTRAL	0- 0	0- 0	0- 0				
4- 3	0- 0	0- 0	CONFERENCE	0- 2	0- 0	4- 1				
1- 3	0- 0	0- 0	HOME	0- 2	0- 0	1- 1				
3- 0	0- 0	0- 0	AWAY	0- 0	0- 0	3- 0				
0- 0	0- 0	0- 0	NEUTRAL	0- 0	0- 0	0- 0				

RPI 1-25				RPI 26-50				RPI 51-100				RPI 101+ Team's RPI: 165			
RPI	S	Opponent	Score	RPI	S	Opponent	Score	RPI	S	Opponent	Score	RPI	S	Opponent	Score
16	A	Rutgers	47 61					62	H	Maine	54 68	216	H	Cornell	63 61
								84	A	Toledo	48 80	224	A	Sacred Heart	73 58
								96	A	Penn St.	81 70	248	A	Binghamton	65 56
								100	H	Hartford	36 64	254	H	Albany (NY)	49 54
												261	H	Hofstra	77 49
												269	H	Ga. Southern	72 43
												272	A	Vermont	67 61
												276	H	St. Francis Brooklyn	74 67
												299	H	UMass Lowell	76 56
												323	H	Wagner	70 45
												324	A	New Hampshire	82 63
												332	A	Iona	53 51
												342	A	Manhattan	79 48
												345	H	Fairleigh Dickinson	63 49

LAST 12 Division I GAMES:															
324	A	New Hampshire	82 63	272	A	Vermont	67 61								
248	A	Binghamton	65 56	254	H	Albany (NY)	49 54								
299	H	UMass Lowell	76 56	62	H	Maine	54 68								
100	H	Hartford	36 64	323	H	Wagner	70 45								
276	H	St. Francis Brooklyn	74 67	332	A	Iona	53 51								
84	A	Toledo	48 80	345	H	Fairleigh Dickinson	63 49								

Non-Div I Games: SUNY New Paltz 87 50

Stony Brook

Average RPI	Win:	94	WON-LOST	WINNING	LAST 10	STRENGTH OF	OPP. STRENGTH	TEAM	ADJ.	CONF.	ADJ CONF.
Average RPI	Loss:	50	RECORD	PCT. RANK	GAMES	SCHEDULE	OF SCHEDULE	RPI	RPI	RPI	RPI
DIV. I ONLY		15- 4		34	8-2	5	45	9	9	1	1
DIV. I NON-CONF.		11- 2		32	0- 0	11	78	7	7	1	1

TOTALS	RPI 1-25		RPI 26-50		W-L RECORDS	RPI 51-100		RPI 101-150		RPI 150+	
15- 4	2- 1		4- 2		OVERALL	3- 0		3- 1		3- 0	
7- 1	1- 0		1- 1		HOME	1- 0		1- 0		3- 0	
3- 3	0- 1		1- 1		AWAY	1- 0		1- 1		0- 0	
5- 0	1- 0		2- 0		NEUTRAL	1- 0		1- 0		0- 0	
11- 2	2- 1		2- 0		NON-CONFERENCE	2- 0		2- 1		3- 0	
6- 0	1- 0		0- 0		HOME	1- 0		1- 0		3- 0	
0- 2	0- 1		0- 0		AWAY	0- 0		0- 1		0- 0	
5- 0	1- 0		2- 0		NEUTRAL	1- 0		1- 0		0- 0	
4- 2	0- 0		2- 2		CONFERENCE	1- 0		1- 0		0- 0	
1- 1	0- 0		1- 1		HOME	0- 0		0- 0		0- 0	
3- 1	0- 0		1- 1		AWAY	1- 0		1- 0		0- 0	
0- 0	0- 0		0- 0		NEUTRAL	0- 0		0- 0		0- 0	

RPI	S	Opponent	Score	RPI	S	Opponent	Score	RPI	S	Opponent	Score	RPI	S	Opponent	Score
5	A	Oregon	73 75	28	H	Miami (FL)	71 84	54	H	Bucknell	70 56	103	H	Towson	98 55
17	N	UCF	57 52	35	A	Georgia Tech	55 65	75	A	Virginia Tech	75 73	111	A	Pittsburgh	82 50
21	H	Texas A&M	75 65	36	N	DePaul	83 81	83	N	Princeton	92 61	132	A	Minnesota	68 72
				40	A	Clemson	84 75					142	N	Duquesne	87 71
				42	N	Kansas St.	70 61					197	H	UMES	96 51
				43	H	North Carolina	90 77					213	H	North Dakota	85 49
												238	H	Niagara	94 45

LAST 12 Division I GAMES:															
				43	H	North Carolina	90 77	28	H	Miami (FL)	71 84				
				75	A	Virginia Tech	75 73	35	A	Georgia Tech	55 65				
				40	A	Clemson	84 75	111	A	Pittsburgh	82 50				
				17	N	UCF	57 52	197	H	UMES	96 51				
				142	N	Duquesne	87 71	103	H	Towson	98 55				
				238	H	Niagara	94 45	132	A	Minnesota	68 72				

Non-Div I Games:

Syracuse

Average RPI Win:	201	WON-LOST	WINNING	LAST 10	STRENGTH OF	OPP. STRENGTH	TEAM	ADJ.	CONF.	ADJ CONF.
Average RPI Loss:	29	RECORD	PCT. RANK	GAMES	SCHEDULE	OF SCHEDULE	RPI	RPI	RPI	RPI
DIV. I ONLY	13- 5	62	6-4	108	84	65	65	3	3	
DIV. I NON-CONF.	10- 1	18	0- 0	271	249	77	77	3	3	

TOTALS	RPI 1-25	RPI 26-50	W-L RECORDS	RPI 51-100	RPI 101-150	RPI 150+				
13- 5	0- 4	0- 0	OVERALL	1- 1	2- 0	10- 0				
11- 1	0- 1	0- 0	HOME	1- 0	2- 0	8- 0				
2- 3	0- 2	0- 0	AWAY	0- 1	0- 0	2- 0				
0- 1	0- 1	0- 0	NEUTRAL	0- 0	0- 0	0- 0				
10- 1	0- 1	0- 0	NON-CONFERENCE	0- 0	1- 0	9- 0				
8- 0	0- 0	0- 0	HOME	0- 0	1- 0	7- 0				
2- 0	0- 0	0- 0	AWAY	0- 0	0- 0	2- 0				
0- 1	0- 1	0- 0	NEUTRAL	0- 0	0- 0	0- 0				
3- 4	0- 3	0- 0	CONFERENCE	1- 1	1- 0	1- 0				
3- 1	0- 1	0- 0	HOME	1- 0	1- 0	1- 0				
0- 3	0- 2	0- 0	AWAY	0- 1	0- 0	0- 0				
0- 0	0- 0	0- 0	NEUTRAL	0- 0	0- 0	0- 0				

RPI	S	Opponent	Score
2	H	Baylor	55 79
11	A	Iowa St.	54 92
19	A	Texas	67 73
24	N	BYU	58 61

RPI	S	Opponent	Score

RPI	S	Opponent	Score
79	H	West Virginia	62 48
87	A	Oklahoma St.	71 75

RPI	S	Opponent	Score
140	H	Oklahoma	86 71
142	H	Duquesne	61 48
151	H	Montana St.	71 49
161	H	Texas Tech	78 70
167	H	Southern U.	69 40
195	H	SMU	65 63
203	A	Ole Miss	55 50
220	H	Sam Houston St.	72 59
221	A	San Diego St.	81 64
283	H	Army West Point	63 38
306	H	Mississippi Val.	96 47
350	H	Alcorn	88 31

LAST 12 Division I GAMES:

2	H	Baylor	55 79	140	H	Oklahoma	86 71
11	A	Iowa St.	54 92	19	A	Texas	67 73
87	A	Oklahoma St.	71 75	161	H	Texas Tech	78 70
79	H	West Virginia	62 48	167	H	Southern U.	69 40
350	H	Alcorn	88 31	151	H	Montana St.	71 49
220	H	Sam Houston St.	72 59	283	H	Army West Point	63 38

Non-Div I Games:

TCU

Average RPI Win: 297

Average RPI Loss: 93

WON-LOST
RECORDWINNING
PCT. RANKLAST 10
GAMESSTRENGTH OF
SCHEDULEOPP. STRENGTH
OF SCHEDULETEAM
RPIADJ.
RPICONF.
RPIADJ CONF.
RPIDIV. I ONLY
DIV. I NON-CONF.5- 14
4- 9287
2522-8
0- 0100
176122
139217
223217
2239
99
9

TOTALS

RPI 1-25

RPI 26-50

W-L RECORDS

RPI 51-100

RPI 101-150

RPI 150+

5- 14

0- 2

0- 3

OVERALL

0- 2

0- 5

5- 2

4- 3

0- 1

0- 0

HOME

0- 0

0- 1

4- 1

1- 10

0- 1

0- 3

AWAY

0- 2

0- 3

1- 1

0- 1

0- 0

0- 0

NEUTRAL

0- 0

0- 1

0- 0

4- 9

0- 1

0- 3

NON-CONFERENCE

0- 1

0- 3

4- 1

3- 0

0- 0

0- 0

HOME

0- 0

0- 0

3- 0

1- 8

0- 1

0- 3

AWAY

0- 1

0- 2

1- 1

0- 1

0- 0

0- 0

NEUTRAL

0- 0

0- 1

0- 0

1- 5

0- 1

0- 0

CONFERENCE

0- 1

0- 2

1- 1

1- 3

0- 1

0- 0

HOME

0- 0

0- 1

1- 1

0- 2

0- 0

0- 0

AWAY

0- 1

0- 1

0- 0

0- 0

0- 0

0- 0

NEUTRAL

0- 0

0- 0

0- 0

RPI 1-25

RPI 26-50

RPI 51-100

RPI 101+

Team's RPI: 217

RPI	S	Opponent	Score
8	H	UConn	67 88
18	A	South Carolina	60 88

RPI	S	Opponent	Score
28	A	Miami (FL)	61 73
36	A	DePaul	88 102
45	A	Villanova	68 76

RPI	S	Opponent	Score
94	A	Penn	62 71
98	A	Cincinnati	52 72

RPI	S	Opponent	Score
102	A	Houston	65 78
119	H	Tulane	57 66
126	N	Radford	50 56
128	A	Marist	68 74
142	A	Duquesne	53 54
152	H	South Fla.	53 63
203	A	Ole Miss	55 62
230	H	East Carolina	84 62
287	A	Saint Joseph's	58 52
289	H	La Salle	75 47
332	H	Iona	59 39
346	H	Delaware St.	75 61

LAST 12 Division I GAMES:

98	A	Cincinnati	52 72	230	H	East Carolina	84 62
102	A	Houston	65 78	94	A	Penn	62 71
119	H	Tulane	57 66	8	H	UConn	67 88
152	H	South Fla.	53 63	18	A	South Carolina	60 88
142	A	Duquesne	53 54	45	A	Villanova	68 76
289	H	La Salle	75 47	332	H	Iona	59 39

Non-Div I Games:

Temple

Average RPI	Win:	177	WON-LOST	WINNING	LAST 10	STRENGTH OF	OPP. STRENGTH	TEAM	ADJ.	CONF.	ADJ CONF.
Average RPI	Loss:	49	RECORD	PCT. RANK	GAMES	SCHEDULE	OF SCHEDULE	RPI	RPI	RPI	RPI
DIV. I ONLY		12- 7		105	4-6	23	82	56	56	6	6
DIV. I NON-CONF.		11- 2		32	1- 0	51	108	29	29	6	6

TOTALS	RPI 1-25		RPI 26-50		W-L RECORDS	RPI 51-100		RPI 101-150		RPI 150+	
12- 7	1- 3		1- 2		OVERALL	3- 0		1- 2		6- 0	
7- 5	0- 3		0- 2		HOME	1- 0		0- 0		6- 0	
3- 2	1- 0		0- 0		AWAY	2- 0		0- 2		0- 0	
2- 0	0- 0		1- 0		NEUTRAL	0- 0		1- 0		0- 0	
11- 2	1- 2		1- 0		NON-CONFERENCE	2- 0		1- 0		6- 0	
7- 2	0- 2		0- 0		HOME	1- 0		0- 0		6- 0	
2- 0	1- 0		0- 0		AWAY	1- 0		0- 0		0- 0	
2- 0	0- 0		1- 0		NEUTRAL	0- 0		1- 0		0- 0	
1- 5	0- 1		0- 2		CONFERENCE	1- 0		0- 2		0- 0	
0- 3	0- 1		0- 2		HOME	0- 0		0- 0		0- 0	
1- 2	0- 0		0- 0		AWAY	1- 0		0- 2		0- 0	
0- 0	0- 0		0- 0		NEUTRAL	0- 0		0- 0		0- 0	

RPI 1-25				RPI 26-50				RPI 51-100				RPI 101+			
RPI	S	Opponent	Score	RPI	S	Opponent	Score	RPI	S	Opponent	Score	RPI	S	Opponent	Score
1	H	Notre Dame	62 77	39	H	Missouri	64 66	58	A	Auburn	78 69	109	A	Georgia	62 66
4	H	Stanford	85 95	40	N	Clemson	78 66	74	H	Belmont	84 76	118	A	Alabama	65 86
19	A	Texas	88 82	50	H	Arkansas	79 80	87	A	Oklahoma St.	76 63	148	N	UAB	73 69
20	H	Kentucky	71 73									199	H	UNC Asheville	73 46
												256	H	ETSU	80 61
												262	H	Stetson	65 55
												305	H	Murray St.	98 77
												326	H	Presbyterian	97 49
												347	H	Florida A&M	96 31

Team's RPI: 56															
LAST 12 Division I GAMES:															
118	A	Alabama	65 86	148	N	UAB	73 69	1	H	Notre Dame	62 77				
109	A	Georgia	62 66	50	H	Arkansas	79 80								
20	H	Kentucky	71 73	305	H	Murray St.	98 77								
39	H	Missouri	64 66	256	H	ETSU	80 61								
58	A	Auburn	78 69	4	H	Stanford	85 95								
74	H	Belmont	84 76												

Non-Div I Games:

Tennessee

Average RPI	Win:	310	WON-LOST	WINNING	LAST 10	STRENGTH OF	OPP. STRENGTH	TEAM	ADJ.	CONF.	ADJ CONF.
Average RPI	Loss:	156	RECORD	PCT. RANK	GAMES	SCHEDULE	OF SCHEDULE	RPI	RPI	RPI	RPI
DIV. I ONLY		2- 18		343	2-8	128	219	292	292	22	22
DIV. I NON-CONF.		0- 12		336	0- 0	115	155	311	311	20	20

TOTALS	RPI 1-25		RPI 26-50		W-L RECORDS	RPI 51-100		RPI 101-150		RPI 150+	
2- 18	0- 1		0- 2		OVERALL	0- 1		0- 6		2- 8	
1- 4	0- 0		0- 0		HOME	0- 0		0- 3		1- 1	
1- 11	0- 1		0- 1		AWAY	0- 1		0- 2		1- 6	
0- 3	0- 0		0- 1		NEUTRAL	0- 0		0- 1		0- 1	
0- 12	0- 1		0- 2		NON-CONFERENCE	0- 0		0- 3		0- 6	
0- 1	0- 0		0- 0		HOME	0- 0		0- 1		0- 0	
0- 8	0- 1		0- 1		AWAY	0- 0		0- 1		0- 5	
0- 3	0- 0		0- 1		NEUTRAL	0- 0		0- 1		0- 1	
2- 6	0- 0		0- 0		CONFERENCE	0- 1		0- 3		2- 2	
1- 3	0- 0		0- 0		HOME	0- 0		0- 2		1- 1	
1- 3	0- 0		0- 0		AWAY	0- 1		0- 1		1- 1	
0- 0	0- 0		0- 0		NEUTRAL	0- 0		0- 0		0- 0	

RPI 1-25				RPI 26-50				RPI 51-100				RPI 101+ Team's RPI: 292			
RPI	S	Opponent	Score	RPI	S	Opponent	Score	RPI	S	Opponent	Score	RPI	S	Opponent	Score
3	A	Louisville	52 107	36	A	DePaul	73 95	74	A	Belmont	46 80	101	A	Troy	67 92
				50	N	Arkansas	55 79					111	N	Pittsburgh	56 78
												124	A	Tennessee Tech	65 76
												124	H	Tennessee Tech	59 69
												134	H	Morehead St.	62 85
												137	H	South Alabama	56 78
												169	A	Vanderbilt	63 89
												174	N	Wisconsin	53 58
												189	A	Ball St.	51 90
												202	H	Jacksonville St.	52 62
												249	A	Marshall	59 80
												293	A	Alabama A&M	57 67
												305	A	Murray St.	65 61
												307	A	Austin Peay	47 74
												314	H	Eastern Ky.	60 38
												329	A	Lipscomb	62 64

LAST 12 Division I GAMES:															
124	A	Tennessee Tech	65 76	305	A	Murray St.	65 61								
134	H	Morehead St.	62 85	307	A	Austin Peay	47 74								
314	H	Eastern Ky.	60 38	74	A	Belmont	46 80								
202	H	Jacksonville St.	52 62	36	A	DePaul	73 95								
124	H	Tennessee Tech	59 69	249	A	Marshall	59 80								
189	A	Ball St.	51 90	3	A	Louisville	52 107								

Non-Div I Games:

Tennessee St.

Average RPI Win:	244	WON-LOST	WINNING	LAST 10	STRENGTH OF	OPP. STRENGTH	TEAM	ADJ.	CONF.	ADJ CONF.
Average RPI Loss:	108	RECORD	PCT. RANK	GAMES	SCHEDULE	OF SCHEDULE	RPI	RPI	RPI	RPI
DIV. I ONLY	13- 4	42	9-1	306	203	124	124	22	22	
DIV. I NON-CONF.	6- 3	91	0- 0	251	242	116	116	20	20	

TOTALS	RPI 1-25	RPI 26-50	W-L RECORDS	RPI 51-100	RPI 101-150	RPI 150+				
13- 4	0- 0	0- 1	OVERALL	2- 1	0- 1	11- 1				
6- 0	0- 0	0- 0	HOME	1- 0	0- 0	5- 0				
7- 3	0- 0	0- 1	AWAY	1- 0	0- 1	6- 1				
0- 1	0- 0	0- 0	NEUTRAL	0- 1	0- 0	0- 0				
6- 3	0- 0	0- 1	NON-CONFERENCE	1- 1	0- 0	5- 1				
3- 0	0- 0	0- 0	HOME	1- 0	0- 0	2- 0				
3- 2	0- 0	0- 1	AWAY	0- 0	0- 0	3- 1				
0- 1	0- 0	0- 0	NEUTRAL	0- 1	0- 0	0- 0				
7- 1	0- 0	0- 0	CONFERENCE	1- 0	0- 1	6- 0				
3- 0	0- 0	0- 0	HOME	0- 0	0- 0	3- 0				
4- 1	0- 0	0- 0	AWAY	1- 0	0- 1	3- 0				
0- 0	0- 0	0- 0	NEUTRAL	0- 0	0- 0	0- 0				

RPI 1-25				RPI 26-50				RPI 51-100				RPI 101+				Team's RPI: 124
RPI	S	Opponent	Score	RPI	S	Opponent	Score	RPI	S	Opponent	Score	RPI	S	Opponent	Score	
				50	A	Arkansas	42 65	67	N	Old Domini on	73 80	134	A	Morehead St.	56 77	
								70	H	Middle Tenn.	68 64	182	A	Xavier	60 70	
								74	A	Bel mont	77 72	199	H	UNC Asheville	60 53	
												202	A	Jacksonville St.	66 49	
												207	H	SIUE	79 55	
												259	A	Wichi ta St.	55 45	
												267	H	Eastern Ill.	99 88	
												292	A	Tennessee St.	69 59	
												292	H	Tennessee St.	76 65	
												314	A	Eastern Ky.	81 68	
												329	A	Lipscomb	67 52	
												330	H	Western Caro.	77 58	
												334	A	Charleston So.	77 55	
LAST 12 Division I GAMES:																
292	H	Tennessee St.	76 65	314	A	Eastern Ky.	81 68									
267	H	Eastern Ill.	99 88	134	A	Morehead St.	56 77									
207	H	SIUE	79 55	202	A	Jacksonville St.	66 49									
74	A	Bel mont	77 72	199	H	UNC Asheville	60 53									
292	A	Tennessee St.	69 59	50	A	Arkansas	42 65									
329	A	Lipscomb	67 52	259	A	Wichi ta St.	55 45									

Non-Div I Games: Tenn. Wesleyan 100 58 Cumberland (TN) 88 55

Tennessee Tech

Average RPI Win:	153	WON-LOST	WINNING	LAST 10	STRENGTH OF	OPP. STRENGTH	TEAM	ADJ.	CONF.	ADJ CONF.
Average RPI Loss:	35	RECORD	PCT. RANK	GAMES	SCHEDULE	OF SCHEDULE	RPI	RPI	RPI	RPI
DIV. I ONLY	17- 3	15	9-1	58	53	19	19	3	3	
DIV. I NON-CONF.	10- 2	37	2- 0	140	113	59	59	3	3	

TOTALS	RPI 1-25	RPI 26-50	W-L RECORDS	RPI 51-100	RPI 101-150	RPI 150+				
17- 3	1- 1	0- 1	OVERALL	6- 1	3- 0	7- 0				
9- 2	0- 1	0- 0	HOME	3- 1	2- 0	4- 0				
5- 1	1- 0	0- 1	AWAY	1- 0	0- 0	3- 0				
3- 0	0- 0	0- 0	NEUTRAL	2- 0	1- 0	0- 0				
10- 2	0- 1	0- 0	NON-CONFERENCE	2- 1	2- 0	6- 0				
5- 2	0- 1	0- 0	HOME	0- 1	1- 0	4- 0				
2- 0	0- 0	0- 0	AWAY	0- 0	0- 0	2- 0				
3- 0	0- 0	0- 0	NEUTRAL	2- 0	1- 0	0- 0				
7- 1	1- 0	0- 1	CONFERENCE	4- 0	1- 0	1- 0				
4- 0	0- 0	0- 0	HOME	3- 0	1- 0	0- 0				
3- 1	1- 0	0- 1	AWAY	1- 0	0- 0	1- 0				
0- 0	0- 0	0- 0	NEUTRAL	0- 0	0- 0	0- 0				

RPI	S	Opponent	Score	RPI	S	Opponent	Score	RPI	S	Opponent	Score	RPI	S	Opponent	Score
7	H	Mississippi St.	49 67	42	A	Kansas St.	69 87	56	H	Tennessee	82 88	133	N	Fordham	72 54
11	A	Iowa St.	64 62					57	N	Quinnipiac	56 55	140	H	Oklahoma	73 63
								61	N	Michigan	69 52	142	H	Duquesne	78 41
								65	H	TCU	73 67	161	A	Texas Tech	78 71
								72	H	Kansas	62 43	183	A	North Texas	64 54
								79	A	West Virginia	70 58	252	A	UTRGV	81 66
								87	H	Oklahoma St.	60 51	262	H	Stetson	65 46
												263	H	UTSA	98 54
												313	H	Northwestern St.	104 66
												320	H	McNeese	96 40

LAST 12 Division I GAMES:															
72	H	Kansas	62 43	133	N	Fordham	72 54	61	N	Michigan	69 52	161	A	Texas Tech	78 71
65	H	TCU	73 67	87	H	Oklahoma St.	60 51	313	H	Northwestern St.	104 66	252	A	UTRGV	81 66
42	A	Kansas St.	69 87												
11	A	Iowa St.	64 62												
140	H	Oklahoma	73 63												
79	A	West Virginia	70 58												

Non-Div I Games:

Texas

Average RPI Win:	141	WON-LOST	WINNING	LAST 10	STRENGTH OF	OPP. STRENGTH	TEAM	ADJ.	CONF.	ADJ CONF.
Average RPI Loss:	38	RECORD	PCT. RANK	GAMES	SCHEDULE	OF SCHEDULE	RPI	RPI	RPI	RPI
DIV. I ONLY	15- 4	34	8-2	43	62	21	21	6	6	
DIV. I NON-CONF.	11- 2	32	0- 0	64	107	23	23	6	6	

TOTALS	RPI 1-25	RPI 26-50	W-L RECORDS	RPI 51-100	RPI 101-150	RPI 150+				
15- 4	0- 2	2- 0	OVERALL	3- 2	3- 0	7- 0				
8- 2	0- 1	1- 0	HOME	1- 1	1- 0	5- 0				
5- 2	0- 1	0- 0	AWAY	2- 1	2- 0	1- 0				
2- 0	0- 0	1- 0	NEUTRAL	0- 0	0- 0	1- 0				
11- 2	0- 1	2- 0	NON-CONFERENCE	2- 1	1- 0	6- 0				
7- 1	0- 0	1- 0	HOME	1- 1	0- 0	5- 0				
2- 1	0- 1	0- 0	AWAY	1- 0	1- 0	0- 0				
2- 0	0- 0	1- 0	NEUTRAL	0- 0	0- 0	1- 0				
4- 2	0- 1	0- 0	CONFERENCE	1- 1	2- 0	1- 0				
1- 1	0- 1	0- 0	HOME	0- 0	1- 0	0- 0				
3- 1	0- 0	0- 0	AWAY	1- 1	1- 0	1- 0				
0- 0	0- 0	0- 0	NEUTRAL	0- 0	0- 0	0- 0				

RPI	S	Opponent	Score	RPI	S	Opponent	Score	RPI	S	Opponent	Score	RPI	S	Opponent	Score
9	A	Syracuse	65 75	41	N	Oregon St.	76 70	55	A	LSU	52 63	102	A	Houston	68 52
18	H	South Carolina	57 60	49	H	Southern California	71 51	58	A	Auburn	69 67	109	A	Georgia	76 66
								59	H	Rice	65 54	118	H	Alabama	70 43
								69	H	Lamar University	68 74	169	A	Vanderbilt	50 43
								76	A	Little Rock	61 40	184	N	UC Riverside	70 63
												185	H	Arkansas St.	97 56
												200	H	Prairie View	70 57
												212	H	Jacksonville	73 53
												252	H	UTRGV	84 61
												301	H	Central Ark.	84 27

LAST 12 Division I GAMES:															
169	A	Vanderbilt	50 43	58	A	Auburn	69 67	109	A	Georgia	76 66	118	H	Alabama	70 43
55	A	LSU	52 63	41	N	Oregon St.	76 70	184	N	UC Riverside	70 63	252	H	UTRGV	84 61
18	H	South Carolina	57 60	49	H	Southern California	71 51	301	H	Central Ark.	84 27				

Non-Div I Games:

Texas A&M

Average RPI Win:	289	WON-LOST	WINNING	LAST 10	STRENGTH OF	OPP. STRENGTH	TEAM	ADJ.	CONF.	ADJ CONF.
Average RPI Loss:	151	RECORD	PCT. RANK	GAMES	SCHEDULE	OF SCHEDULE	RPI	RPI	RPI	RPI
DIV. I ONLY	5- 10	255	5-5	244	320	234	234	29	29	
DIV. I NON-CONF.	2- 7	288	0- 0	61	303	185	185	26	26	

TOTALS	RPI 1-25	RPI 26-50	W-L RECORDS	RPI 51-100	RPI 101-150	RPI 150+				
5- 10	0- 0	0- 1	OVERALL	0- 2	0- 1	5- 6				
1- 1	0- 0	0- 0	HOME	0- 0	0- 0	1- 1				
4- 7	0- 0	0- 1	AWAY	0- 2	0- 1	4- 3				
0- 2	0- 0	0- 0	NEUTRAL	0- 0	0- 0	0- 2				
2- 7	0- 0	0- 1	NON-CONFERENCE	0- 2	0- 1	2- 3				
0- 0	0- 0	0- 0	HOME	0- 0	0- 0	0- 0				
2- 5	0- 0	0- 1	AWAY	0- 2	0- 1	2- 1				
0- 2	0- 0	0- 0	NEUTRAL	0- 0	0- 0	0- 2				
3- 3	0- 0	0- 0	CONFERENCE	0- 0	0- 0	3- 3				
1- 1	0- 0	0- 0	HOME	0- 0	0- 0	1- 1				
2- 2	0- 0	0- 0	AWAY	0- 0	0- 0	2- 2				
0- 0	0- 0	0- 0	NEUTRAL	0- 0	0- 0	0- 0				

RPI	S	Opponent	Score	RPI	S	Opponent	Score	RPI	S	Opponent	Score	RPI	S	Opponent	Score	Team's RPI: 234
27	A	Michigan St.	45 91	59	A	Rice	71 76	119	A	Tulane	56 62	161	A	Texas Tech	55 75	
				66	A	SFA	55 74	167	A	Southern U.	61 63	176	N	Abilene Christian	39 81	
								180	H	Grambling	67 75	200	A	Prairie View	52 44	
								201	N	Nicholls St.	57 58	252	A	UTRGV	69 55	
								312	H	Jackson St.	76 67	339	A	Savannah St.	65 41	
								343	A	Ark. -Pine Bluff	59 58	350	A	Alcorn	52 53	

LAST 12 Division I GAMES:																
200	A	Prairie View	52 44	343	A	Ark. -Pine Bluff	59 58	312	H	Jackson St.	76 67	180	H	Grambling	67 75	
167	A	Southern U.	61 63	312	H	Jackson St.	76 67	27	A	Michigan St.	45 91	339	A	Savannah St.	65 41	
350	A	Alcorn	52 53	201	N	Nicholls St.	57 58	27	A	Michigan St.	45 91	339	A	Savannah St.	65 41	
161	A	Texas Tech	55 75	201	N	Nicholls St.	57 58	27	A	Michigan St.	45 91	339	A	Savannah St.	65 41	
66	A	SFA	55 74	201	N	Nicholls St.	57 58	27	A	Michigan St.	45 91	339	A	Savannah St.	65 41	
252	A	UTRGV	69 55	201	N	Nicholls St.	57 58	27	A	Michigan St.	45 91	339	A	Savannah St.	65 41	

Non-Div I Games: Huston-Tillotson 72 36 Paul Quinn 83 54

Texas Southern

Average RPI Win: 223

Average RPI Loss: 118

WON-LOST
RECORDWINNING
PCT. RANKLAST 10
GAMESSTRENGTH OF
SCHEDULEOPP. STRENGTH
OF SCHEDULETEAM
RPIADJ.
RPICONF.
RPIADJ CONF.
RPIDIV. I ONLY
DIV. I NON-CONF.7- 11
3- 7235
2565-5
0- 1129
65125
170179
172179
17214
1514
15

TOTALS

RPI 1-25

RPI 26-50

W-L RECORDS

RPI 51-100

RPI 101-150

RPI 150+

7- 11

0- 0

0- 3

OVERALL

0- 2

0- 2

7- 4

2- 5

0- 0

0- 0

HOME

0- 0

0- 1

2- 4

5- 5

0- 0

0- 2

AWAY

0- 2

0- 1

5- 0

0- 1

0- 0

0- 1

NEUTRAL

0- 0

0- 0

0- 0

3- 7

0- 0

0- 3

NON-CONFERENCE

0- 1

0- 1

3- 2

1- 2

0- 0

0- 0

HOME

0- 0

0- 0

1- 2

2- 4

0- 0

0- 2

AWAY

0- 1

0- 1

2- 0

0- 1

0- 0

0- 1

NEUTRAL

0- 0

0- 0

0- 0

4- 4

0- 0

0- 0

CONFERENCE

0- 1

0- 1

4- 2

1- 3

0- 0

0- 0

HOME

0- 0

0- 1

1- 2

3- 1

0- 0

0- 0

AWAY

0- 1

0- 0

3- 0

0- 0

0- 0

0- 0

NEUTRAL

0- 0

0- 0

0- 0

RPI 1-25

RPI 26-50

RPI 51-100

RPI 101+

Team's RPI: 179

RPI S Opponent Score

RPI S Opponent Score

RPI S Opponent Score

RPI S Opponent Score

39 A Missouri 50 69

44 A New Mexico 51 82

48 N Saint Mary's (CA) 62 89

76 A Little Rock 47 62

87 A Oklahoma St. 55 66

119 A Tulane 61 67

130 H Appal achian St. 49 62

151 H Montana St. 59 67

162 A Georgia St. 69 60

162 H Georgia St. 34 57

175 H Oral Roberts 64 81

185 A Arkansas St. 85 62

201 H Nichol ls St. 72 67

205 H Coastal Caro. 73 58

263 A UTSA 68 60

269 A Ga. Southern 64 52

269 H Ga. Southern 55 65

275 A A&M-Corpus Christi 60 53

LAST 12 Division I GAMES:

269 H Ga. Southern 55 65

162 H Georgia St. 34 57

185 A Arkansas St. 85 62

76 A Little Rock 47 62

130 H Appal achian St. 49 62

205 H Coastal Caro. 73 58

119 A Tulane 61 67

151 H Montana St. 59 67

201 H Nichol ls St. 72 67

162 A Georgia St. 69 60

269 A Ga. Southern 64 52

48 N Saint Mary's (CA) 62 89

Non-Div I Games:

UNKNOWN

92 39

Tex. A&M Int'l

89 25

Texas St.

Loss, Non-Conf, S Site, H Home A Away N Neutral

Average RPI Win:	208	WON-LOST	WINNING	LAST 10	STRENGTH OF	OPP. STRENGTH	TEAM	ADJ.	CONF.	ADJ CONF.
Average RPI Loss:	83	RECORD	PCT. RANK	GAMES	SCHEDULE	OF SCHEDULE	RPI	RPI	RPI	RPI
DIV. I ONLY	10- 9	159	3-7	104	107	161	161	3	3	
DIV. I NON-CONF.	9- 2	43	0- 0	273	288	133	133	3	3	

TOTALS	RPI 1-25	RPI 26-50	W-L RECORDS	RPI 51-100	RPI 101-150	RPI 150+				
10- 9	0- 2	0- 1	OVERALL	2- 3	0- 2	8- 1				
9- 4	0- 2	0- 1	HOME	2- 0	0- 1	7- 0				
1- 5	0- 0	0- 0	AWAY	0- 3	0- 1	1- 1				
0- 0	0- 0	0- 0	NEUTRAL	0- 0	0- 0	0- 0				
9- 2	0- 0	0- 0	NON-CONFERENCE	1- 0	0- 1	8- 1				
8- 1	0- 0	0- 0	HOME	1- 0	0- 1	7- 0				
1- 1	0- 0	0- 0	AWAY	0- 0	0- 0	1- 1				
0- 0	0- 0	0- 0	NEUTRAL	0- 0	0- 0	0- 0				
1- 7	0- 2	0- 1	CONFERENCE	1- 3	0- 1	0- 0				
1- 3	0- 2	0- 1	HOME	1- 0	0- 0	0- 0				
0- 4	0- 0	0- 0	AWAY	0- 3	0- 1	0- 0				
0- 0	0- 0	0- 0	NEUTRAL	0- 0	0- 0	0- 0				

RPI 1-25				RPI 26-50				RPI 51-100				RPI 101+ Team's RPI: 161			
RPI	S	Opponent	Score	RPI	S	Opponent	Score	RPI	S	Opponent	Score	RPI	S	Opponent	Score
2	H	Bayl or	56 73	42	H	Kansas St.	62 66	65	A	TCU	70 78	105	H	Idaho	77 88
19	H	Texas	71 78					66	H	SFA	77 69	140	A	Okl ahoma	61 66
								72	H	Kansas	69 66	167	H	Southern U.	76 58
								79	A	West Vi rgi ni a	65 68	176	H	Abi lene Chri sti an	105 54
								87	A	Okl ahoma St.	57 65	202	H	Jacksonville St.	71 58
												209	A	Flori da	67 72
												234	H	Texas Southern	75 55
												250	A	Nevada	86 67
												275	H	A&M-Corpus Chri sti	78 61
												295	H	La. -Monroe	86 42
												338	H	Houston Baptist	82 76
LAST 12 Division I GAMES:															
65	A	TCU	70 78	19	H	Texas	71 78	234	H	Texas Southern	75 55				
87	A	Okl ahoma St.	57 65	79	A	West Vi rgi ni a	65 68	167	H	Southern U.	76 58				
72	H	Kansas	69 66	42	H	Kansas St.	62 66	250	A	Nevada	86 67				
2	H	Bayl or	56 73												
140	A	Okl ahoma	61 66												
176	H	Abi lene Chri sti an	105 54												

Non-Div I Games:

Texas Tech

Average RPI Win:	214	WON-LOST	WINNING	LAST 10	STRENGTH OF	OPP. STRENGTH	TEAM	ADJ.	CONF.	ADJ CONF.
Average RPI Loss:	84	RECORD	PCT. RANK	GAMES	SCHEDULE	OF SCHEDULE	RPI	RPI	RPI	RPI
DIV. I ONLY	12- 6	84	6-4	136	140	84	84	8	8	
DIV. I NON-CONF.	8- 3	72	0- 0	182	164	79	79	8	8	

TOTALS	RPI 1-25	RPI 26-50	W-L RECORDS	RPI 51-100	RPI 101-150	RPI 150+				
12- 6	1- 1	0- 0	OVERALL	1- 3	1- 1	9- 1				
6- 2	1- 1	0- 0	HOME	0- 1	1- 0	4- 0				
6- 4	0- 0	0- 0	AWAY	1- 2	0- 1	5- 1				
0- 0	0- 0	0- 0	NEUTRAL	0- 0	0- 0	0- 0				
8- 3	0- 1	0- 0	NON-CONFERENCE	1- 1	1- 1	6- 0				
4- 1	0- 1	0- 0	HOME	0- 0	1- 0	3- 0				
4- 2	0- 0	0- 0	AWAY	1- 1	0- 1	3- 0				
0- 0	0- 0	0- 0	NEUTRAL	0- 0	0- 0	0- 0				
4- 3	1- 0	0- 0	CONFERENCE	0- 2	0- 0	3- 1				
2- 1	1- 0	0- 0	HOME	0- 1	0- 0	1- 0				
2- 2	0- 0	0- 0	AWAY	0- 1	0- 0	2- 1				
0- 0	0- 0	0- 0	NEUTRAL	0- 0	0- 0	0- 0				

RPI 1-25				RPI 26-50				RPI 51-100 Team's RPI: 84				RPI 101+			
RPI	S	Opponent	Score	RPI	S	Opponent	Score	RPI	S	Opponent	Score	RPI	S	Opponent	Score
1	H	Notre Dame	56 72					62	A	Maine	59 73	108	A	Dayton	49 70
22	H	Central Mich.	62 59					74	A	Belmont	78 69	142	H	Duquesne	65 52
								85	A	Miami (OH)	64 65	158	A	Akron	64 70
								92	H	Kent St.	47 58	165	H	Stony Brook	80 48
												189	H	Ball St.	65 58
												223	A	Memphis	58 48
												228	A	Bowling Green	79 65
												265	A	Cleveland St.	65 60
												279	A	Western Mich.	80 57
												308	A	Valparaiso	65 59
												332	H	Iona	84 38
												335	H	Detroit Mercy	77 60

LAST 12 Division I GAMES:															
279	A	Western Mich.	80 57	158	A	Akron	64 70								
92	H	Kent St.	47 58	22	H	Central Mich.	62 59								
85	A	Miami (OH)	64 65	228	A	Bowling Green	79 65								
189	H	Ball St.	65 58	1	H	Notre Dame	56 72								
335	H	Detroit Mercy	77 60	265	A	Cleveland St.	65 60								
165	H	Stony Brook	80 48	223	A	Memphis	58 48								

Non-Div I Games:

Toledo

Average RPI Win: 228
Average RPI Loss: 130

WON-LOST
RECORD

WINNING
PCT. RANK

LAST 10
GAMES

STRENGTH OF
SCHEDULE

OPP. STRENGTH
OF SCHEDULE

TEAM
RPI

ADJ.
RPI

CONF.
RPI

ADJ CONF.
RPI

DIV. I ONLY	12- 6	84	8-2	236	155	103	103	10	10
DIV. I NON-CONF.	6- 5	143	0- 0	281	180	163	163	12	12
TOTALS	RPI 1-25	RPI 26-50	W-L RECORDS	RPI 51-100	RPI 101-150	RPI 150+			
12- 6	0- 1	0- 0	OVERALL	1- 1	1- 2	10- 2			
6- 0	0- 0	0- 0	HOME	1- 0	0- 0	5- 0			
6- 6	0- 1	0- 0	AWAY	0- 1	1- 2	5- 2			
0- 0	0- 0	0- 0	NEUTRAL	0- 0	0- 0	0- 0			
6- 5	0- 1	0- 0	NON-CONFERENCE	0- 1	0- 1	6- 2			
3- 0	0- 0	0- 0	HOME	0- 0	0- 0	3- 0			
3- 5	0- 1	0- 0	AWAY	0- 1	0- 1	3- 2			
0- 0	0- 0	0- 0	NEUTRAL	0- 0	0- 0	0- 0			
6- 1	0- 0	0- 0	CONFERENCE	1- 0	1- 1	4- 0			
3- 0	0- 0	0- 0	HOME	1- 0	0- 0	2- 0			
3- 1	0- 0	0- 0	AWAY	0- 0	1- 1	2- 0			
0- 0	0- 0	0- 0	NEUTRAL	0- 0	0- 0	0- 0			

RPI	S	Opponent	Score	RPI	S	Opponent	Score	RPI	S	Opponent	Score	RPI	S	Opponent	Score	Team's RPI: 103
9	A	Syracuse	55 98					53	H	Northeastern	88 83	115	A	Wake Forest	53 60	
								79	A	West Virginia	43 90	123	A	Drexel	55 54	
												139	A	UNCW	73 77	
												181	A	Delaware	56 48	
												187	A	George Washington	63 76	
												191	H	Elon	59 58	
												196	H	Massachusetts	78 53	
												249	A	Marshall	76 69	
												253	A	Mt. St. Mary's	78 87	
												261	H	Hofstra	92 68	
												287	A	Saint Joseph's	73 52	
												289	H	La Salle	92 68	
												291	A	Col. of Charleston	77 61	
												300	H	Loyola Maryland	62 57	
												319	A	UMBC	71 62	
LAST 12 Division I GAMES:																
261	H	Hofstra	92 68	191	H	Elon	59 58	139	A	UNCW	73 77	291	A	Col. of Charleston	77 61	
53	H	Northeastern	88 83	287	A	Saint Joseph's	73 52	300	H	Loyola Maryland	62 57	9	A	Syracuse	55 98	
181	A	Delaware	56 48													
123	A	Drexel	55 54													
249	A	Marshall	76 69													
79	A	West Virginia	43 90													

Towson

Towson

Non-Div I Games:

Towson

Average RPI Win:	224	WON-LOST	WINNING	LAST 10	STRENGTH OF	OPP. STRENGTH	TEAM	ADJ.	CONF.	ADJ CONF.
Average RPI Loss:	85	RECORD	PCT. RANK	GAMES	SCHEDULE	OF SCHEDULE	RPI	RPI	RPI	RPI
DIV. I ONLY	15- 3	25	9-1	297	132	101	101	14	14	
DIV. I NON-CONF.	8- 2	52	0- 0	313	156	131	131	15	15	

TOTALS	RPI 1-25	RPI 26-50	W-L RECORDS	RPI 51-100	RPI 101-150	RPI 150+				
15- 3	0- 1	0- 0	OVERALL	1- 1	1- 0	13- 1				
7- 1	0- 0	0- 0	HOME	1- 1	0- 0	6- 0				
6- 2	0- 1	0- 0	AWAY	0- 0	1- 0	5- 1				
2- 0	0- 0	0- 0	NEUTRAL	0- 0	0- 0	2- 0				
8- 2	0- 1	0- 0	NON-CONFERENCE	0- 1	0- 0	8- 0				
3- 1	0- 0	0- 0	HOME	0- 1	0- 0	3- 0				
3- 1	0- 1	0- 0	AWAY	0- 0	0- 0	3- 0				
2- 0	0- 0	0- 0	NEUTRAL	0- 0	0- 0	2- 0				
7- 1	0- 0	0- 0	CONFERENCE	1- 0	1- 0	5- 1				
4- 0	0- 0	0- 0	HOME	1- 0	0- 0	3- 0				
3- 1	0- 0	0- 0	AWAY	0- 0	1- 0	2- 1				
0- 0	0- 0	0- 0	NEUTRAL	0- 0	0- 0	0- 0				

RPI 1-25				RPI 26-50				RPI 51-100				RPI 101+				Team's RPI: 101
RPI	S	Opponent	Score	RPI	S	Opponent	Score	RPI	S	Opponent	Score	RPI	S	Opponent	Score	
24	A	Florida St.	67 103					70	H	Middle Tenn.	64 67	130	A	Appalachian St.	83 72	
								76	H	Little Rock	71 66	162	A	Georgia St.	80 84	
												185	H	Arkansas St.	87 79	
												202	A	Jacksonville St.	89 63	
												203	A	Ole Miss	71 54	
												205	A	Coastal Caro.	82 81	
												220	N	Sam Houston St.	84 79	
												236	H	Samford	72 52	
												240	H	Alabama St.	116 46	
												243	H	Louisiana	90 64	
												256	A	ETSU	84 66	
												269	A	Ga. Southern	97 81	
												292	H	Tennessee St.	92 67	
												295	H	La. -Monroe	78 56	
												306	N	Mississippi Val.	75 54	

LAST 12 Division I GAMES:																
269	A	Ga. Southern	97 81	243	H	Louisiana	90 64	295	H	La. -Monroe	78 56	162	A	Georgia St.	80 84	
185	H	Arkansas St.	87 79	203	A	Ole Miss	71 54	70	H	Middle Tenn.	64 67	205	A	Coastal Caro.	82 81	
76	H	Little Rock	71 66	240	H	Alabama St.	116 46									
130	A	Appalachian St.	83 72													
205	A	Coastal Caro.	82 81													
202	A	Jacksonville St.	89 63													

Non-Div I Games: Talladega 91 70

Troy

Average RPI Win: 194
Average RPI Loss: 106

WON-LOST
RECORD

WINNING
PCT. RANK

LAST 10
GAMES

STRENGTH OF
SCHEDULE

OPP. STRENGTH
OF SCHEDULE

TEAM
RPI

ADJ.
RPI

CONF.
RPI

ADJ CONF.
RPI

DIV. I ONLY	13- 6	74	6-4	183	83	119	119	9	9
DIV. I NON-CONF.	10- 3	59	1- 0	212	56	89	89	9	9

TOTALS	RPI 1-25	RPI 26-50	W-L RECORDS	RPI 51-100	RPI 101-150	RPI 150+			
13- 6	1- 1	0- 1	OVERALL	1- 1	1- 1	10- 2			
7- 3	0- 1	0- 0	HOME	0- 1	1- 0	6- 1			
3- 2	0- 0	0- 0	AWAY	1- 0	0- 1	2- 1			
3- 1	1- 0	0- 1	NEUTRAL	0- 0	0- 0	2- 0			
10- 3	1- 0	0- 1	NON-CONFERENCE	1- 1	1- 1	7- 0			
6- 1	0- 0	0- 0	HOME	0- 1	1- 0	5- 0			
1- 1	0- 0	0- 0	AWAY	1- 0	0- 1	0- 0			
3- 1	1- 0	0- 1	NEUTRAL	0- 0	0- 0	2- 0			
3- 3	0- 1	0- 0	CONFERENCE	0- 0	0- 0	3- 2			
1- 2	0- 1	0- 0	HOME	0- 0	0- 0	1- 1			
2- 1	0- 0	0- 0	AWAY	0- 0	0- 0	2- 1			
0- 0	0- 0	0- 0	NEUTRAL	0- 0	0- 0	0- 0			

RPI 1-25				RPI 26-50				RPI 51-100				RPI 101+ Team's RPI: 119			
RPI	S	Opponent	Score	RPI	S	Opponent	Score	RPI	S	Opponent	Score	RPI	S	Opponent	Score
8	H	UConn	33 75	31	N	Cal i forni a	57 65	55	A	LSU	56 54	118	A	Al abama	58 69
22	N	Central Mi ch.	68 57					67	H	Ol d Domi ni on	48 56	121	H	Washi ngton	63 51
												152	A	South Fla.	46 73
												178	H	Southern Mi ss.	71 54
												179	H	Texas St.	67 61
												195	A	SMU	61 43
												201	H	Ni chol l s St.	71 46
												217	A	Temple	66 57
												230	H	East Caroli na	68 57
												234	H	Texas Southern	62 56
												259	H	Wichi ta St.	44 62
												265	N	Clevel and St.	81 72
												282	H	Fla. Atlantic	88 45
												347	N	Flori da A&M	78 34
LAST 12 Division I GAMES:															
8	H	UConn	33 75	179	H	Texas St.	67 61								
195	A	SMU	61 43	259	H	Wichi ta St.	44 62								
217	A	Temple	66 57	152	A	South Fla.	46 73								
230	H	East Caroli na	68 57	67	H	Ol d Domi ni on	48 56								
347	N	Flori da A&M	78 34	118	A	Al abama	58 69								
22	N	Central Mi ch.	68 57	201	H	Ni chol l s St.	71 46								

Non-Div I Games:

Tulane

Loss, Non-Conf, S Site, H Home A Away N Neutral

Average RPI	Win: 212	WON-LOST	WINNING	LAST 10	STRENGTH OF	OPP. STRENGTH	TEAM	ADJ.	CONF.	ADJ CONF.
Average RPI	Loss: 79	RECORD	PCT. RANK	GAMES	SCHEDULE	OF SCHEDULE	RPI	RPI	RPI	RPI
DIV. I ONLY	9- 10	181	4-6	73	103	138	138	9	9	
DIV. I NON-CONF.	6- 7	172	0- 1	100	69	147	147	9	9	

TOTALS	RPI 1-25	RPI 26-50	W-L RECORDS	RPI 51-100	RPI 101-150	RPI 150+				
9- 10	0- 2	0- 1	OVERALL	0- 4	1- 2	8- 1				
6- 3	0- 0	0- 1	HOME	0- 2	0- 0	6- 0				
2- 7	0- 2	0- 0	AWAY	0- 2	0- 2	2- 1				
1- 0	0- 0	0- 0	NEUTRAL	0- 0	1- 0	0- 0				
6- 7	0- 1	0- 1	NON-CONFERENCE	0- 3	1- 1	5- 1				
4- 2	0- 0	0- 1	HOME	0- 1	0- 0	4- 0				
1- 5	0- 1	0- 0	AWAY	0- 2	0- 1	1- 1				
1- 0	0- 0	0- 0	NEUTRAL	0- 0	1- 0	0- 0				
3- 3	0- 1	0- 0	CONFERENCE	0- 1	0- 1	3- 0				
2- 1	0- 0	0- 0	HOME	0- 1	0- 0	2- 0				
1- 2	0- 1	0- 0	AWAY	0- 0	0- 1	1- 0				
0- 0	0- 0	0- 0	NEUTRAL	0- 0	0- 0	0- 0				

RPI 1-25				RPI 26-50				RPI 51-100				RPI 101+ Team's RPI: 138			
RPI	S	Opponent	Score	RPI	S	Opponent	Score	RPI	S	Opponent	Score	RPI	S	Opponent	Score
15	A	Arizona St.	52 70	50	H	Arkansas	59 61	66	A	SFA	34 76	102	A	Houston	44 76
17	A	UCF	44 60					74	A	Belmont	53 78	106	A	American	52 68
								76	H	Little Rock	53 63	118	N	Alabama	80 73
								98	H	Cincinnati	50 70	175	A	Oral Roberts	76 68
												176	H	Abilene Christian	75 63
												185	A	Arkansas St.	60 73
												198	H	Saint Louis	86 75
												223	H	Memphis	46 39
												230	A	East Carolina	75 55
												259	H	Wichita St.	63 49
												262	H	Stetson	55 54
												268	H	UTEP	66 45
LAST 12 Division I GAMES:															
17	A	UCF	44 60	15	A	Arizona St.	52 70	102	A	Houston	44 76				
230	A	East Carolina	75 55	98	H	Cincinnati	50 70	76	H	Little Rock	53 63				
223	H	Memphis	46 39	185	A	Arkansas St.	60 73								
259	H	Wichita St.	63 49	118	N	Alabama	80 73								
268	H	UTEP	66 45												
50	H	Arkansas	59 61												

Non-Div I Games:

Tulsa

Average RPI Win:	245	WON-LOST	WINNING	LAST 10	STRENGTH OF	OPP. STRENGTH	TEAM	ADJ.	CONF.	ADJ CONF.
Average RPI Loss:	87	RECORD	PCT. RANK	GAMES	SCHEDULE	OF SCHEDULE	RPI	RPI	RPI	RPI
DIV. I ONLY	17- 3	15	8-2	338	153	148	148	16	16	
DIV. I NON-CONF.	11- 1	13	0- 1	339	227	118	118	18	18	

TOTALS	RPI 1-25	RPI 26-50	W-L RECORDS	RPI 51-100	RPI 101-150	RPI 150+				
17- 3	0- 0	0- 0	OVERALL	1- 2	2- 1	14- 0				
7- 2	0- 0	0- 0	HOME	0- 1	1- 1	6- 0				
8- 0	0- 0	0- 0	AWAY	1- 0	0- 0	7- 0				
2- 1	0- 0	0- 0	NEUTRAL	0- 1	1- 0	1- 0				
11- 1	0- 0	0- 0	NON-CONFERENCE	1- 1	2- 0	8- 0				
5- 0	0- 0	0- 0	HOME	0- 0	1- 0	4- 0				
4- 0	0- 0	0- 0	AWAY	1- 0	0- 0	3- 0				
2- 1	0- 0	0- 0	NEUTRAL	0- 1	1- 0	1- 0				
6- 2	0- 0	0- 0	CONFERENCE	0- 1	0- 1	6- 0				
2- 2	0- 0	0- 0	HOME	0- 1	0- 1	2- 0				
4- 0	0- 0	0- 0	AWAY	0- 0	0- 0	4- 0				
0- 0	0- 0	0- 0	NEUTRAL	0- 0	0- 0	0- 0				

U

U

A

A

B

B

RPI 1-25				RPI 26-50				RPI 51-100				RPI 101+				Team's RPI: 148	
RPI	S	Opponent	Score	RPI	S	Opponent	Score	RPI	S	Opponent	Score	RPI	S	Opponent	Score		
								56	N	Tennessee	69	73	130	H	Appalachian St.	80	61
								59	H	Rice	43	55	140	N	Oklahoma	89	84
								88	A	FGCU	62	60	147	H	Louisiana Tech	68	73
													178	H	Southern Miss.	71	60
													183	H	North Texas	70	60
													223	H	Memphis	85	54
													236	A	Samford	66	41
													240	A	Alabama St.	62	47
													263	A	UTSA	59	42
													268	A	UTEP	74	48
													282	A	Fla. Atlantic	89	64
													293	H	Alabama A&M	82	47
													304	N	Coppin St.	86	61
													320	H	McNeese	91	48
													322	A	FIU	83	59
													344	A	Chicago St.	90	45
													350	H	Alcorn	80	53

LAST 12 Division I GAMES:																	
				263	A	UTSA	59	42	56	N	Tennessee	69	73				
				268	A	UTEP	74	48	59	H	Rice	43	55				
				178	H	Southern Miss.	71	60	183	H	North Texas	70	60				
				147	H	Louisiana Tech	68	73	88	A	FGCU	62	60				
				322	A	FIU	83	59	304	N	Coppin St.	86	61				
				282	A	Fla. Atlantic	89	64	240	A	Alabama St.	62	47				

Non-Div I Games: Ala.-Huntsville 83 58

UAB

U
C
I
r
v
i
n
e

UC Irvine				Through Games Of Jan. 26, 2019							
Average RPI	Win:	247	WON-LOST	WINNING	LAST 10	STRENGTH OF	OPP. STRENGTH	TEAM	ADJ.	CONF.	ADJ CONF.
Average RPI	Loss:	120	RECORD	PCT. RANK	GAMES	SCHEDULE	OF SCHEDULE	RPI	RPI	RPI	RPI
DIV. I ONLY			12- 4	47	6-4	324	196	154	154	20	20
DIV. I NON-CONF.			9- 2	43	0- 0	322	201	144	144	21	21

TOTALS		RPI 1-25	RPI 26-50		W-L RECORDS		RPI 51-100	RPI 101-150		RPI 150+	
12- 4	0- 1	0- 0		OVERALL		0- 1	2- 0		10- 2		
6- 1	0- 0	0- 0		HOME		0- 0	0- 0		6- 1		
4- 3	0- 1	0- 0		AWAY		0- 1	2- 0		2- 1		
2- 0	0- 0	0- 0		NEUTRAL		0- 0	0- 0		2- 0		
9- 2	0- 1	0- 0		NON-CONFERENCE		0- 0	2- 0		7- 1		
4- 1	0- 0	0- 0		HOME		0- 0	0- 0		4- 1		
3- 1	0- 1	0- 0		AWAY		0- 0	2- 0		1- 0		
2- 0	0- 0	0- 0		NEUTRAL		0- 0	0- 0		2- 0		
3- 2	0- 0	0- 0		CONFERENCE		0- 1	0- 0		3- 1		
2- 0	0- 0	0- 0		HOME		0- 0	0- 0		2- 0		
1- 2	0- 0	0- 0		AWAY		0- 1	0- 0		1- 1		
0- 0	0- 0	0- 0		NEUTRAL		0- 0	0- 0		0- 0		

RPI 1-25				RPI 26-50				RPI 51-100				RPI 101+ Team's RPI: 154			
RPI	S	Opponent	Score	RPI	S	Opponent	Score	RPI	S	Opponent	Score	RPI	S	Opponent	Score
5	A	Oregon	69 115					71	A	UC Davis	57 80	143	A	Portland St.	73 68
												149	A	Portland	84 69
												157	N	Indiana St.	77 61
												159	H	CSUN	65 61
												184	A	UC Riverside	72 88
												208	H	UNLV	57 55
												219	H	Southern Utah	75 58
												221	H	San Diego St.	70 78
												285	H	CSU Bakersfield	85 78
												316	A	Cal Poly	75 59
												316	H	Cal Poly	73 57
												328	A	San Jose St.	74 66
												337	H	Seattle U	65 60
												351	N	LIU Brooklyn	84 71

LAST 12 Division I GAMES:															
159	H	CSUN	65 61	316	H	Cal Poly	73 57								
316	A	Cal Poly	75 59	71	A	UC Davis	57 80								
337	H	Seattle U	65 60	184	A	UC Riverside	72 88								
5	A	Oregon	69 115	221	H	San Diego St.	70 78								
143	A	Portland St.	73 68	328	A	San Jose St.	74 66								
149	A	Portland	84 69	285	H	CSU Bakersfield	85 78								

U
C
I
r
v
i
n
e

Non-Div I Games: LIFE Pacific 105 31

UC Irvine

Average RPI Win:	226	WON-LOST	WINNING	LAST 10	STRENGTH OF	OPP. STRENGTH	TEAM	ADJ.	CONF.	ADJ CONF.
Average RPI Loss:	130	RECORD	PCT. RANK	GAMES	SCHEDULE	OF SCHEDULE	RPI	RPI	RPI	RPI
DIV. I ONLY	8- 11	218	6-4	153	158	184	184	20	20	
DIV. I NON-CONF.	6- 8	199	1- 0	143	132	166	166	21	21	

TOTALS	RPI 1-25	RPI 26-50	W-L RECORDS	RPI 51-100	RPI 101-150	RPI 150+				
8- 11	0- 3	0- 1	OVERALL	0- 2	0- 0	8- 5				
4- 2	0- 0	0- 0	HOME	0- 1	0- 0	4- 1				
3- 6	0- 1	0- 1	AWAY	0- 1	0- 0	3- 3				
1- 3	0- 2	0- 0	NEUTRAL	0- 0	0- 0	1- 1				
6- 8	0- 3	0- 1	NON-CONFERENCE	0- 1	0- 0	6- 3				
3- 0	0- 0	0- 0	HOME	0- 0	0- 0	3- 0				
2- 5	0- 1	0- 1	AWAY	0- 1	0- 0	2- 2				
1- 3	0- 2	0- 0	NEUTRAL	0- 0	0- 0	1- 1				
2- 3	0- 0	0- 0	CONFERENCE	0- 1	0- 0	2- 2				
1- 2	0- 0	0- 0	HOME	0- 1	0- 0	1- 1				
1- 1	0- 0	0- 0	AWAY	0- 0	0- 0	1- 1				
0- 0	0- 0	0- 0	NEUTRAL	0- 0	0- 0	0- 0				

RPI 1-25				RPI 26-50				RPI 51-100				RPI 101+				Team's RPI: 184
RPI	S	Opponent	Score	RPI	S	Opponent	Score	RPI	S	Opponent	Score	RPI	S	Opponent	Score	
5	N	Oregon	44 94	49	A	Southern California	55 73	71	H	UC Davis	59 67	154	H	UC Irvine	88 72	
21	N	Texas A&M	63 70					87	A	Oklahoma St.	51 76	159	A	CSUN	56 69	
24	A	BYU	70 72									172	H	New Mexico St.	65 64	
												188	N	Eastern Wash.	57 45	
												192	N	Milwaukee	54 56	
												205	H	Coastal Caro.	62 43	
												219	H	Southern Utah	56 50	
												257	A	Utah Valley	53 56	
												274	A	Long Beach St.	73 59	
												274	H	Long Beach St.	45 63	
												285	A	CSU Bakersfield	79 67	
												286	A	California Baptist	57 65	
												310	A	Weber St.	71 39	

LAST 12 Division I GAMES:																
154	H	UC Irvine	88 72	219	H	Southern Utah	56 50									
274	H	Long Beach St.	45 63	274	A	Long Beach St.	73 59									
71	H	UC Davis	59 67	159	A	CSUN	56 69									
285	A	CSU Bakersfield	79 67	310	A	Weber St.	71 39									
172	H	New Mexico St.	65 64	188	N	Eastern Wash.	57 45									
257	A	Utah Valley	53 56	21	N	Texas A&M	63 70									

Non-Div I Games:

UC Riverside

U
C
FU
C
F

UCF

Average RPI	Win:	122	WON-LOST	WINNING	LAST 10	STRENGTH OF	OPP. STRENGTH	TEAM	ADJ.	CONF.	ADJ CONF.
Average RPI	Loss:	51	RECORD	PCT. RANK	GAMES	SCHEDULE	OF SCHEDULE	RPI	RPI	RPI	RPI
DIV. I ONLY		10- 9		159	6-4	7	39	46	46	2	2
DIV. I NON-CONF.		7- 5		132	0- 0	39	115	90	90	2	2

TOTALS	RPI 1-25		RPI 26-50		W-L RECORDS	RPI 51-100		RPI 101-150		RPI 150+	
10- 9	1- 3		2- 4		OVERALL	3- 0		2- 1		2- 1	
6- 4	0- 1		0- 3		HOME	3- 0		2- 0		1- 0	
4- 2	1- 1		2- 0		AWAY	0- 0		0- 1		1- 0	
0- 3	0- 1		0- 1		NEUTRAL	0- 0		0- 0		0- 1	
7- 5	0- 1		0- 2		NON-CONFERENCE	3- 0		2- 1		2- 1	
6- 1	0- 0		0- 1		HOME	3- 0		2- 0		1- 0	
1- 1	0- 0		0- 0		AWAY	0- 0		0- 1		1- 0	
0- 3	0- 1		0- 1		NEUTRAL	0- 0		0- 0		0- 1	
3- 4	1- 2		2- 2		CONFERENCE	0- 0		0- 0		0- 0	
0- 3	0- 1		0- 2		HOME	0- 0		0- 0		0- 0	
3- 1	1- 1		2- 0		AWAY	0- 0		0- 0		0- 0	
0- 0	0- 0		0- 0		NEUTRAL	0- 0		0- 0		0- 0	

RPI 1-25				RPI 26-50				RPI 51-100				RPI 101+			
RPI	S	Opponent	Score	RPI	S	Opponent	Score	RPI	S	Opponent	Score	RPI	S	Opponent	Score
4	A	Stanford	80 86	29	H	Indiana	65 67	59	H	Rice	59 50	109	H	Georgia	80 69
5	H	Oregon	52 72	31	A	California	84 79	87	H	Oklahoma St.	71 59	117	A	Loyola Marymount	63 69
15	A	Arizona St.	61 59	41	H	Oregon St.	73 83	91	H	Seton Hall	78 62	127	H	Fresno St.	89 80
20	N	Kentucky	74 75	43	N	North Carolina	49 83					152	N	South Fla.	56 60
				49	A	Southern California	72 65					316	H	Cal Poly	81 35
				49	H	Southern California	67 72					333	A	UIC	78 47
LAST 12 Division I GAMES:															
41	H	Oregon St.	73 83	15	A	Arizona St.	61 59								
4	A	Stanford	80 86	49	H	Southern California	67 72								
31	A	California	84 79	5	H	Oregon	52 72								
49	A	Southern California	72 65	87	H	Oklahoma St.	71 59								
316	H	Cal Poly	81 35	127	H	Fresno St.	89 80								
333	A	UIC	78 47	29	H	Indiana	65 67								

Non-Div I Games:

UCLA

Average RPI Win: 118

Average RPI Loss: 2

WON-LOST
RECORDWINNING
PCT. RANKLAST 10
GAMESSTRENGTH OF
SCHEDULEOPP. STRENGTH
OF SCHEDULETEAM
RPIADJ.
RPICONF.
RPIADJ CONF.
RPIDIV. I ONLY
DIV. I NON-CONF.17- 1
11- 15
139-1
0- 048
364
28
68
69
99
9

TOTALS

RPI 1-25

RPI 26-50

W-L RECORDS

RPI 51-100

RPI 101-150

RPI 150+

17- 1 1- 1

3- 0

OVERALL

2- 0

5- 0

6- 0

6- 0 0- 0

1- 0

HOME

2- 0

1- 0

2- 0

7- 1 1- 1

1- 0

AWAY

0- 0

3- 0

2- 0

4- 0 0- 0

1- 0

NEUTRAL

0- 0

1- 0

2- 0

11- 1 1- 1

3- 0

NON-CONFERENCE

1- 0

3- 0

3- 0

3- 0 0- 0

1- 0

HOME

1- 0

1- 0

0- 0

4- 1 1- 1

1- 0

AWAY

0- 0

1- 0

1- 0

4- 0 0- 0

1- 0

NEUTRAL

0- 0

1- 0

2- 0

6- 0 0- 0

0- 0

CONFERENCE

1- 0

2- 0

3- 0

3- 0 0- 0

0- 0

HOME

1- 0

0- 0

2- 0

3- 0 0- 0

0- 0

AWAY

0- 0

2- 0

1- 0

0- 0 0- 0

0- 0

NEUTRAL

0- 0

0- 0

0- 0

RPI 1-25 Team's RPI: 8

RPI 26-50

RPI 51-100

RPI 101+

RPI	S	Opponent	Score
1	A	Notre Dame	89 71
2	A	Baylor	57 68

RPI	S	Opponent	Score
26	N	Purdue	86 40
31	A	Cal i forni a	76 66
36	H	DePaul	99 63

RPI	S	Opponent	Score
91	H	Seton Hall I	99 61
98	H	Ci nci nnati	82 38

RPI	S	Opponent	Score
102	A	Houston	81 61
107	N	St. John's (NY)	65 55
114	H	Ohio St.	85 53
119	A	Tulane	75 33
140	A	Oklahoma	72 63
152	H	South Fla.	63 46
169	N	Vanderbilt	80 42
195	H	SMU	79 39
198	A	Saint Louis	98 42
203	N	Ole Miss	90 50
217	A	Temple	88 67

LAST 12 Division I GAMES:

152	H	South Fla.	63 46	195	H	SMU	79 39
98	H	Cincinnati	82 38	217	A	Temple	88 67
102	A	Houston	81 61	119	A	Tulane	75 33
2	A	Baylor	57 68	91	H	Seton Hall I	99 61
31	A	Cal i forni a	76 66	198	A	Saint Louis	98 42
140	A	Oklahoma	72 63	1	A	Notre Dame	89 71

U
C
o
n
nU
C
o
n
n

Non-Div I Games:

UConn

UIC		Average RPI Win: 313	WON-LOST RECORD	WINNING PCT. RANK	LAST 10 GAMES	STRENGTH OF SCHEDULE	OPP. STRENGTH OF SCHEDULE	TEAM RPI	ADJ. RPI	CONF. RPI	ADJ CONF. RPI
Average RPI Loss: 168											
DIV. I ONLY		3- 17		328	1-9	286	201	333	333	21	21
DIV. I NON-CONF.		2- 9		297	0- 0	259	205	313	313	19	19

TOTALS	RPI 1-25		RPI 26-50		W-L RECORDS	RPI 51-100		RPI 101-150		RPI 150+	
3- 17	0- 1		0- 1		OVERALL	0- 4		0- 2		3- 9	
2- 6	0- 0		0- 1		HOME	0- 2		0- 0		2- 3	
1- 9	0- 1		0- 0		AWAY	0- 2		0- 2		1- 4	
0- 2	0- 0		0- 0		NEUTRAL	0- 0		0- 0		0- 2	
2- 9	0- 1		0- 1		NON-CONFERENCE	0- 2		0- 0		2- 5	
1- 3	0- 0		0- 1		HOME	0- 1		0- 0		1- 1	
1- 4	0- 1		0- 0		AWAY	0- 1		0- 0		1- 2	
0- 2	0- 0		0- 0		NEUTRAL	0- 0		0- 0		0- 2	
1- 8	0- 0		0- 0		CONFERENCE	0- 2		0- 2		1- 4	
1- 3	0- 0		0- 0		HOME	0- 1		0- 0		1- 2	
0- 5	0- 0		0- 0		AWAY	0- 1		0- 2		0- 2	
0- 0	0- 0		0- 0		NEUTRAL	0- 0		0- 0		0- 0	

RPI 1-25				RPI 26-50				RPI 51-100				RPI 101+ Team's RPI: 333			
RPI	S	Opponent	Score	RPI	S	Opponent	Score	RPI	S	Opponent	Score	RPI	S	Opponent	Score
12	A	Marquette	32 96	46	H	UCLA	47 78	68	A	Northwestern	44 87	116	A	Youngstown St.	29 81
								80	A	Green Bay	32 62	125	A	IUPUI	43 71
								85	H	Wright St.	46 79	157	A	Indiana St.	53 60
								85	H	Miami (OH)	56 65	177	A	Eastern Mich.	38 52
												192	A	Milwaukee	53 72
												218	H	Loyola Chicago	60 75
												265	A	Cleveland St.	53 71
												288	H	Northern Ky.	49 67
												290	H	Oakland	69 65
												302	N	Fairfield	60 68
												308	H	Valparaiso	75 65
												312	N	Jackson St.	57 72
												335	H	Detroit Mercy	36 42
												340	A	Evansville	62 54

LAST 12 Division I GAMES:															
335	H	Detroit Mercy	36 42	192	A	Milwaukee	53 72								
290	H	Oakland	69 65	80	A	Green Bay	32 62								
265	A	Cleveland St.	53 71	125	A	IUPUI	43 71								
116	A	Youngstown St.	29 81	312	N	Jackson St.	57 72								
85	H	Wright St.	46 79	302	N	Fairfield	60 68								
288	H	Northern Ky.	49 67	46	H	UCLA	47 78								

Non-Div I Games:

UIC

UMBC				Through Games Of Jan. 26, 2019							
Average RPI Win:		299	WON-LOST RECORD	WINNING PCT. RANK	LAST 10 GAMES	STRENGTH OF SCHEDULE	OPP. STRENGTH OF SCHEDULE	TEAM RPI	ADJ. RPI	CONF. RPI	ADJ CONF. RPI
Average RPI Loss:		182									
DIV. I ONLY		5- 12	273	2-8	326	214	319	319	23	23	
DIV. I NON-CONF.		4- 6	212	0- 0	305	230	278	278	24	24	

TOTALS		RPI 1-25	RPI 26-50		W-L RECORDS		RPI 51-100	RPI 101-150	RPI 150+		
5- 12		0- 1	0- 0		OVERALL		0- 2	0- 2	5- 7		
1- 7		0- 0	0- 0		HOME		0- 1	0- 1	1- 5		
2- 5		0- 1	0- 0		AWAY		0- 1	0- 1	2- 2		
2- 0		0- 0	0- 0		NEUTRAL		0- 0	0- 0	2- 0		
4- 6		0- 1	0- 0		NON-CONFERENCE		0- 0	0- 2	4- 3		
0- 4		0- 0	0- 0		HOME		0- 0	0- 1	0- 3		
2- 2		0- 1	0- 0		AWAY		0- 0	0- 1	2- 0		
2- 0		0- 0	0- 0		NEUTRAL		0- 0	0- 0	2- 0		
1- 6		0- 0	0- 0		CONFERENCE		0- 2	0- 0	1- 4		
1- 3		0- 0	0- 0		HOME		0- 1	0- 0	1- 2		
0- 3		0- 0	0- 0		AWAY		0- 1	0- 0	0- 2		
0- 0		0- 0	0- 0		NEUTRAL		0- 0	0- 0	0- 0		

RPI 1-25				RPI 26-50				RPI 51-100				RPI 101+ Team's RPI: 319			
RPI	S	Opponent	Score	RPI	S	Opponent	Score	RPI	S	Opponent	Score	RPI	S	Opponent	Score
23	A	Maryland	61 92					62	A	Maine	44 84	103	H	Towson	62 71
								100	H	Hartford	52 66	106	A	American	42 64
												197	H	UMES	67 73
												248	A	Binghamton	45 67
												253	H	Mt. St. Mary's	52 65
												254	A	Albany (NY)	44 64
												261	H	Hofstra	42 45
												263	N	UTSA	72 58
												272	H	Vermont	44 58
												284	N	Kennesaw St.	57 53
												299	H	UMass Lowell	55 67
												304	A	Coppin St.	57 52
												321	A	Morgan St.	73 68
												324	H	New Hampshire	64 62

LAST 12 Division I GAMES:															
248	A	Binghamton	45 67	324	H	New Hampshire	64 62								
299	H	UMass Lowell	55 67	272	H	Vermont	44 58								
100	H	Hartford	52 66	254	A	Albany (NY)	44 64								
62	A	Maine	44 84	261	H	Hofstra	42 45								
197	H	UMES	67 73	253	H	Mt. St. Mary's	52 65								
321	A	Morgan St.	73 68	23	A	Maryland	61 92								

Non-Div I Games: Notre Dame (MD) 81 43 Eastern 81 42 Gettysburg 65 51

UMBC

Loss, Non-Conf, S Site, H Home A Away N Neutral

UMKC		Average RPI Win: 271	WON-LOST RECORD	WINNING PCT. RANK	LAST 10 GAMES	STRENGTH OF SCHEDULE	OPP. STRENGTH OF SCHEDULE	TEAM RPI	ADJ. RPI	CONF. RPI	ADJ CONF. RPI
		Average RPI Loss: 145									
DIV. I ONLY		9- 8		144	8-2	276	278	194	194	30	30
DIV. I NON-CONF.		4- 7		228	0- 0	131	207	195	195	30	30

TOTALS	RPI 1-25		RPI 26-50		W-L RECORDS	RPI 51-100		RPI 101-150		RPI 150+	
9- 8	0- 0		0- 2		OVERALL	0- 1		1- 0		8- 5	
3- 3	0- 0		0- 0		HOME	0- 0		1- 0		2- 3	
6- 5	0- 0		0- 2		AWAY	0- 1		0- 0		6- 2	
0- 0	0- 0		0- 0		NEUTRAL	0- 0		0- 0		0- 0	
4- 7	0- 0		0- 2		NON-CONFERENCE	0- 1		1- 0		3- 4	
2- 2	0- 0		0- 0		HOME	0- 0		1- 0		1- 2	
2- 5	0- 0		0- 2		AWAY	0- 1		0- 0		2- 2	
0- 0	0- 0		0- 0		NEUTRAL	0- 0		0- 0		0- 0	
5- 1	0- 0		0- 0		CONFERENCE	0- 0		0- 0		5- 1	
1- 1	0- 0		0- 0		HOME	0- 0		0- 0		1- 1	
4- 0	0- 0		0- 0		AWAY	0- 0		0- 0		4- 0	
0- 0	0- 0		0- 0		NEUTRAL	0- 0		0- 0		0- 0	

RPI 1-25				RPI 26-50				RPI 51-100				RPI 101+ Team's RPI: 194			
RPI	S	Opponent	Score	RPI	S	Opponent	Score	RPI	S	Opponent	Score	RPI	S	Opponent	Score
				39	A	Missouri	59 66	72	A	Kansas	55 67	147	H	Louisiana Tech	80 70
				42	A	Kansas St.	50 61					166	A	Denver	75 92
												175	A	Oral Roberts	64 75
												190	H	Illinois St.	55 62
												193	H	George Mason	84 91
												207	H	SIUE	80 75
												218	A	Loyola Chicago	88 74
												257	A	Utah Valley	68 64
												285	H	CSU Bakersfield	57 67
												286	A	California Baptist	78 74
												309	A	North Dakota St.	69 59
												336	H	Grand Canyon	73 45
												337	A	Seattle U	86 62
												344	A	Chicago St.	111 58
LAST 12 Division I GAMES:															
				285	H	CSU Bakersfield	57 67	337	A	Seattle U	86 62				
				286	A	California Baptist	78 74	257	A	Utah Valley	68 64				
				344	A	Chicago St.	111 58	336	H	Grand Canyon	73 45				
				190	H	Illinois St.	55 62	218	A	Loyola Chicago	88 74				
				147	H	Louisiana Tech	80 70	39	A	Missouri	59 66				
				207	H	SIUE	80 75	309	A	North Dakota St.	69 59				

Non-Div I Games: Peru St. 98 62 Mo.-St. Louis 92 63

UMKC

■ Loss,
 ■ Non-Conf, S Site,
 ■ Home
 ■ Away
 N Neutral

Average RPI Win:	287	WON-LOST	WINNING	LAST 10	STRENGTH OF	OPP. STRENGTH	TEAM	ADJ.	CONF.	ADJ CONF.
Average RPI Loss:	201	RECORD	PCT. RANK	GAMES	SCHEDULE	OF SCHEDULE	RPI	RPI	RPI	RPI
DIV. I ONLY	5- 14	287	3-7	274	322	299	299	23	23	
DIV. I NON-CONF.	3- 9	271	0- 0	257	331	293	293	24	24	

TOTALS	RPI 1-25	RPI 26-50	W-L RECORDS	RPI 51-100	RPI 101-150	RPI 150+				
5- 14	0- 0	0- 1	OVERALL	0- 3	0- 0	5- 10				
2- 6	0- 0	0- 0	HOME	0- 2	0- 0	2- 4				
3- 8	0- 0	0- 1	AWAY	0- 1	0- 0	3- 6				
0- 0	0- 0	0- 0	NEUTRAL	0- 0	0- 0	0- 0				
3- 9	0- 0	0- 1	NON-CONFERENCE	0- 2	0- 0	3- 6				
1- 3	0- 0	0- 0	HOME	0- 1	0- 0	1- 2				
2- 6	0- 0	0- 1	AWAY	0- 1	0- 0	2- 4				
0- 0	0- 0	0- 0	NEUTRAL	0- 0	0- 0	0- 0				
2- 5	0- 0	0- 0	CONFERENCE	0- 1	0- 0	2- 4				
1- 3	0- 0	0- 0	HOME	0- 1	0- 0	1- 2				
1- 2	0- 0	0- 0	AWAY	0- 0	0- 0	1- 2				
0- 0	0- 0	0- 0	NEUTRAL	0- 0	0- 0	0- 0				

RPI 1-25				RPI 26-50				RPI 51-100				RPI 101+ Team's RPI: 299			
RPI	S	Opponent	Score	RPI	S	Opponent	Score	RPI	S	Opponent	Score	RPI	S	Opponent	Score
				38	A	Butler	36 89								
								78	H	Provi dence	47 71	165	A	Stony Brook	56 76
								91	A	Seton Hall	57 90	196	A	Massachusetts	62 59
								100	H	Hartford	44 66	210	A	Hol y Cross	54 63
												216	A	Cornel l	54 63
												237	H	Col gate	52 61
												247	A	Dartmouth	54 70
												248	H	Bi nghamton	50 70
												254	A	Al bany (NY)	56 63
												272	H	Vermont	54 51
												281	H	Bryant	57 58
												296	H	Saint Peter' s	59 57
												319	A	UMBC	67 55
												321	A	Morgan St.	49 61
												324	H	New Hampshi re	53 56
												351	A	LIU Brookl yn	69 64
LAST 12 Di vi si on I GAMES:															
				319	A	UMBC	67 55					248	H	Bi nghamton	50 70
				324	H	New Hampshi re	53 56					100	H	Hartford	44 66
				165	A	Stony Brook	56 76					254	A	Al bany (NY)	56 63
				272	H	Vermont	54 51					247	A	Dartmouth	54 70
				321	A	Morgan St.	49 61					78	H	Provi dence	47 71
				196	A	Massachusetts	62 59					237	H	Col gate	52 61

Non-Div I Games: Fisher 79 45

UMass Lowell I

Average RPI Win:	262	WON-LOST	WINNING	LAST 10	STRENGTH OF	OPP. STRENGTH	TEAM	ADJ.	CONF.	ADJ CONF.
Average RPI Loss:	152	RECORD	PCT. RANK	GAMES	SCHEDULE	OF SCHEDULE	RPI	RPI	RPI	RPI

DIV. I ONLY	8- 9	190	4-6	194	318	199	199	28	28
DIV. I NON-CONF.	4- 6	212	0- 0	136	277	207	207	29	29
TOTALS	RPI 1-25	RPI 26-50	W-L RECORDS	RPI 51-100	RPI 101-150	RPI 150+			
8- 9	0- 0	0- 0	OVERALL	0- 2	2- 2	6- 5			
7- 1	0- 0	0- 0	HOME	0- 0	2- 0	5- 1			
1- 8	0- 0	0- 0	AWAY	0- 2	0- 2	1- 4			
0- 0	0- 0	0- 0	NEUTRAL	0- 0	0- 0	0- 0			
4- 6	0- 0	0- 0	NON-CONFERENCE	0- 2	1- 1	3- 3			
4- 0	0- 0	0- 0	HOME	0- 0	1- 0	3- 0			
0- 6	0- 0	0- 0	AWAY	0- 2	0- 1	0- 3			
0- 0	0- 0	0- 0	NEUTRAL	0- 0	0- 0	0- 0			
4- 3	0- 0	0- 0	CONFERENCE	0- 0	1- 1	3- 2			
3- 1	0- 0	0- 0	HOME	0- 0	1- 0	2- 1			
1- 2	0- 0	0- 0	AWAY	0- 0	0- 1	1- 1			
0- 0	0- 0	0- 0	NEUTRAL	0- 0	0- 0	0- 0			

RPI S Opponent	Score	RPI S Opponent	Score	RPI S Opponent	Score	RPI S Opponent	Score	Team's RPI: 199
				56 A Tennessee	46 73	124 A Tennessee Tech	53 60	
				70 A Middle Tenn.	46 67	126 A Radford	46 60	
						144 H Davidson	69 56	
						146 H High Point	67 56	
						164 A Charlotte	53 70	
						170 A Mercer	47 61	
						186 H Hampton	58 61	
						233 A Furman	47 58	
						241 A Gardner-Webb	59 69	
						251 H Campbell	60 52	
						256 H ETSU	56 55	
						277 H Wofford	60 46	
						330 H Western Caro.	74 49	
						341 A USC Upstate	93 86	
						348 H Longwood	80 55	
LAST 12 Division I GAMES:								
251 H Campbell	60 52	348 H Longwood	80 55					
241 A Gardner-Webb	59 69	146 H High Point	67 56					
186 H Hampton	58 61	341 A USC Upstate	93 86					
126 A Radford	46 60	124 A Tennessee Tech	53 60					
170 A Mercer	47 61	256 H ETSU	56 55					
70 A Middle Tenn.	46 67	233 A Furman	47 58					

Non-Div I Games: Warren Wilson 92 31

UNC Asheville

Average RPI Win: 244		WON-LOST RECORD	WINNING PCT. RANK	LAST 10 GAMES	STRENGTH OF SCHEDULE	OPP. STRENGTH OF SCHEDULE	TEAM RPI	ADJ. RPI	CONF. RPI	ADJ CONF. RPI
Average RPI Loss: 194										
DIV. I ONLY		4- 12	293	4-6	284	252	318	318	24	24
DIV. I NON-CONF.		2- 9	297	0- 0	260	192	312	312	25	25
TOTALS		RPI 1-25	RPI 26-50	W-L RECORDS		RPI 51-100	RPI 101-150	RPI 150+		
4- 12	0- 0		0- 1	OVERALL		0- 1	0- 2	4- 8		
3- 2	0- 0		0- 0	HOME		0- 0	0- 0	3- 2		
0- 9	0- 0		0- 1	AWAY		0- 0	0- 2	0- 6		
1- 1	0- 0		0- 0	NEUTRAL		0- 1	0- 0	1- 0		
2- 9	0- 0		0- 1	NON-CONFERENCE		0- 1	0- 2	2- 5		
1- 1	0- 0		0- 0	HOME		0- 0	0- 0	1- 1		
0- 7	0- 0		0- 1	AWAY		0- 0	0- 2	0- 4		
1- 1	0- 0		0- 0	NEUTRAL		0- 1	0- 0	1- 0		
2- 3	0- 0		0- 0	CONFERENCE		0- 0	0- 0	2- 3		
2- 1	0- 0		0- 0	HOME		0- 0	0- 0	2- 1		
0- 2	0- 0		0- 0	AWAY		0- 0	0- 0	0- 2		
0- 0	0- 0		0- 0	NEUTRAL		0- 0	0- 0	0- 0		

[illegible]

Non-Div I Games:	Pfeiffer	92	23	UNC Pembroke	72	32	Lees-McRae	92	36	Young Harris	62	29	UNC Greensboro
------------------	----------	----	----	--------------	----	----	------------	----	----	--------------	----	----	----------------

Average RPI Win: 247
Average RPI Loss: 108

WON-LOST
RECORD

WINNING
PCT. RANK

LAST 10
GAMES

STRENGTH OF
SCHEDULE

OPP. STRENGTH
OF SCHEDULE

TEAM
RPI

ADJ.
RPI

CONF.
RPI

ADJ CONF.
RPI

DIV. I ONLY	9- 6	116	6-4	221	232	139	139	10	10
DIV. I NON-CONF.	5- 4	139	0- 0	279	298	182	182	12	12
TOTALS	RPI 1-25	RPI 26-50	W-L RECORDS	RPI 51-100	RPI 101-150	RPI 150+			
9- 6	0- 0	1- 2	OVERALL	0- 0	1- 3	7- 1			
6- 0	0- 0	1- 0	HOME	0- 0	1- 0	4- 0			
3- 6	0- 0	0- 2	AWAY	0- 0	0- 3	3- 1			
0- 0	0- 0	0- 0	NEUTRAL	0- 0	0- 0	0- 0			
5- 4	0- 0	0- 2	NON-CONFERENCE	0- 0	0- 2	5- 0			
3- 0	0- 0	0- 0	HOME	0- 0	0- 0	3- 0			
2- 4	0- 0	0- 2	AWAY	0- 0	0- 2	2- 0			
0- 0	0- 0	0- 0	NEUTRAL	0- 0	0- 0	0- 0			
4- 2	0- 0	1- 0	CONFERENCE	0- 0	1- 1	2- 1			
3- 0	0- 0	1- 0	HOME	0- 0	1- 0	1- 0			
1- 2	0- 0	0- 0	AWAY	0- 0	0- 1	1- 1			
0- 0	0- 0	0- 0	NEUTRAL	0- 0	0- 0	0- 0			

RPI	S	Opponent	Score	RPI	S	Opponent	Score	RPI	S	Opponent	Score	RPI	S	Opponent	Score
33	A	Ohio	72 95	43	A	North Carolina	55 82	47	H	James Madison	66 63	103	H	Towson	77 73
												111	A	Pittsburgh	56 60
												136	A	VCU	47 58
												145	A	William & Mary	64 70
												181	A	Delaware	53 65
												191	A	Elon	75 70
												230	A	East Carolina	71 68
												291	H	Col. of Charleston	71 49
												326	H	Presbyterian	63 48
												336	H	Grand Canyon	77 55
												348	H	Longwood	35 33
												349	A	N.C. Central	89 82
LAST 12 Division I GAMES:															
191	A	Elon	75 70	181	A	Delaware	53 65	103	H	Towson	77 73	47	H	James Madison	66 63
145	A	William & Mary	64 70	43	A	North Carolina	55 82	136	A	VCU	47 58	111	A	Pittsburgh	56 60
291	H	Col. of Charleston	71 49	348	H	Longwood	35 33	349	A	N.C. Central	89 82				

Non-Div I Games: Fayetteville St. 72 54 Belmont Abbey 74 58

UNCW

Loss, Non-Conf, S Site, H Home A Away N Neutral

Average RPI	Win:	221	WON-LOST	WINNING	LAST 10	STRENGTH OF	OPP. STRENGTH	TEAM	ADJ.	CONF.	ADJ CONF.
Average RPI	Loss:	63	RECORD	PCT. RANK	GAMES	SCHEDULE	OF SCHEDULE	RPI	RPI	RPI	RPI
DIV. I ONLY		10- 7	121	6-4	102	124	90	90	12	12	
DIV. I NON-CONF.		6- 5	143	0- 1	88	44	72	72	14	14	

TOTALS	RPI 1-25		RPI 26-50		W-L RECORDS		RPI 51-100		RPI 101-150		RPI 150+
10- 7	0- 3		0- 1		OVERALL		1- 1		1- 1		8- 1
6- 1	0- 1		0- 0		HOME		1- 0		0- 0		5- 0
4- 5	0- 2		0- 1		AWAY		0- 0		1- 1		3- 1
0- 1	0- 0		0- 0		NEUTRAL		0- 1		0- 0		0- 0
6- 5	0- 2		0- 1		NON-CONFERENCE		1- 1		1- 1		4- 0
4- 0	0- 0		0- 0		HOME		1- 0		0- 0		3- 0
2- 4	0- 2		0- 1		AWAY		0- 0		1- 1		1- 0
0- 1	0- 0		0- 0		NEUTRAL		0- 1		0- 0		0- 0
4- 2	0- 1		0- 0		CONFERENCE		0- 0		0- 0		4- 1
2- 1	0- 1		0- 0		HOME		0- 0		0- 0		2- 0
2- 1	0- 0		0- 0		AWAY		0- 0		0- 0		2- 1
0- 0	0- 0		0- 0		NEUTRAL		0- 0		0- 0		0- 0

RPI 1-25				RPI 26-50				RPI 51-100				Team's RPI : 90				RPI 101+			
RPI	S	Opponent	Score	RPI	S	Opponent	Score	RPI	S	Opponent	Score	RPI	S	Opponent	Score	RPI	S	Opponent	Score
10	A	Iowa	57 83	42	A	Kansas St.	62 72	64	N	Boise St.	60 61	110	A	Northern Ill.	59 70				
12	A	Marquette	61 102					81	H	Creighton	65 55	125	A	IUPUI	53 40				
13	H	Drake	64 88									155	A	Bradley	81 78				
												181	H	Delaware	79 67				
												190	A	Illinois St.	64 66				
												213	H	North Dakota	64 60				
												218	H	Loyola Chicago	64 52				
												274	A	Long Beach St.	71 64				
												308	H	Valparaiso	71 52				
												311	H	Omaha	79 50				
												340	A	Evansville	74 46				

LAST 12 Division I GAMES:																			
13	H	Drake	64 88	110	A	Northern Ill.	59 70	12	A	Marquette	61 102	340	A	Evansville	74 46				
218	H	Loyola Chicago	64 52									311	H	Omaha	79 50				
308	H	Valparaiso	71 52									10	A	Iowa	57 83				
155	A	Bradley	81 78									213	H	North Dakota	64 60				
190	A	Illinois St.	64 66																
42	A	Kansas St.	62 72																

Non-Div I Games: Minnesota St. 73 56

UNI

Average RPI Win:	225	WON-LOST	WINNING	LAST 10	STRENGTH OF	OPP. STRENGTH	TEAM	ADJ.	CONF.	ADJ CONF.
Average RPI Loss:	119	RECORD	PCT. RANK	GAMES	SCHEDULE	OF SCHEDULE	RPI	RPI	RPI	RPI
DIV. I ONLY	6- 12	255	5-5	98	152	208	208	13	13	
DIV. I NON-CONF.	2- 9	297	0- 1	77	204	271	271	13	13	

TOTALS	RPI 1-25	RPI 26-50	W-L RECORDS	RPI 51-100	RPI 101-150	RPI 150+				
6- 12	0- 1	1- 2	OVERALL	0- 4	0- 1	5- 4				
5- 5	0- 1	1- 1	HOME	0- 2	0- 0	4- 1				
1- 7	0- 0	0- 1	AWAY	0- 2	0- 1	1- 3				
0- 0	0- 0	0- 0	NEUTRAL	0- 0	0- 0	0- 0				
2- 9	0- 1	0- 1	NON-CONFERENCE	0- 3	0- 1	2- 3				
2- 5	0- 1	0- 1	HOME	0- 2	0- 0	2- 1				
0- 4	0- 0	0- 0	AWAY	0- 1	0- 1	0- 2				
0- 0	0- 0	0- 0	NEUTRAL	0- 0	0- 0	0- 0				
4- 3	0- 0	1- 1	CONFERENCE	0- 1	0- 0	3- 1				
3- 0	0- 0	1- 0	HOME	0- 0	0- 0	2- 0				
1- 3	0- 0	0- 1	AWAY	0- 1	0- 0	1- 1				
0- 0	0- 0	0- 0	NEUTRAL	0- 0	0- 0	0- 0				

RPI	S	Opponent	Score	RPI	S	Opponent	Score	RPI	S	Opponent	Score	RPI	S	Opponent	Score	Team's RPI: 208
14	H	Gonzaga	59 70	44	A	New Mexico	77 80	52	A	Duke	38 66	143	A	Portland St.	49 58	
				44	H	New Mexico	66 57	63	A	Wyoming	62 90	154	A	UC Irvine	55 57	
				49	H	Southern California	72 86	70	H	Middle Tenn.	62 66	209	H	Florida	56 53	
								85	H	Wright St.	52 68	215	A	Colorado St.	49 52	
												221	H	San Diego St.	71 57	
												232	H	Air Force	66 56	
												243	H	Hawaii	61 66	
												294	A	South Carolina St.	49 58	
												315	H	UC Santa Barbara	69 51	
												328	A	San Jose St.	53 43	

LAST 12 Division I GAMES:																
221	H	San Diego St.	71 57	294	A	South Carolina St.	49 58	209	H	Florida	56 53	70	H	Middle Tenn.	62 66	
44	A	New Mexico	77 80	215	A	Colorado St.	49 52	243	H	Hawaii	61 66	143	A	Portland St.	49 58	
328	A	San Jose St.	53 43	66	56											
232	H	Air Force	66 56	66	57											
44	H	New Mexico	66 57	62	90											
63	A	Wyoming	62 90													

Non-Div I Games:

UNLV

Average RPI Win:	325	WON-LOST	WINNING	LAST 10	STRENGTH OF	OPP. STRENGTH	TEAM	ADJ.	CONF.	ADJ CONF.
Average RPI Loss:	234	RECORD	PCT. RANK	GAMES	SCHEDULE	OF SCHEDULE	RPI	RPI	RPI	RPI
DIV. I ONLY	3- 12	310	4-6	348	340	341	341	28	28	
DIV. I NON-CONF.	1- 7	319	0- 0	329	333	339	339	29	29	

TOTALS	RPI 1-25	RPI 26-50	W-L RECORDS	RPI 51-100	RPI 101-150	RPI 150+				
3- 12	0- 0	0- 0	OVERALL	0- 2	0- 1	3- 9				
1- 3	0- 0	0- 0	HOME	0- 0	0- 1	1- 2				
2- 9	0- 0	0- 0	AWAY	0- 2	0- 0	2- 7				
0- 0	0- 0	0- 0	NEUTRAL	0- 0	0- 0	0- 0				
1- 7	0- 0	0- 0	NON-CONFERENCE	0- 2	0- 0	1- 5				
0- 0	0- 0	0- 0	HOME	0- 0	0- 0	0- 0				
1- 7	0- 0	0- 0	AWAY	0- 2	0- 0	1- 5				
0- 0	0- 0	0- 0	NEUTRAL	0- 0	0- 0	0- 0				
2- 5	0- 0	0- 0	CONFERENCE	0- 0	0- 1	2- 4				
1- 3	0- 0	0- 0	HOME	0- 0	0- 1	1- 2				
1- 2	0- 0	0- 0	AWAY	0- 0	0- 0	1- 2				
0- 0	0- 0	0- 0	NEUTRAL	0- 0	0- 0	0- 0				

RPI 1-25				RPI 26-50				RPI 51-100				RPI 101+				Team's RPI: 341
RPI	S	Opponent	Score	RPI	S	Opponent	Score	RPI	S	Opponent	Score	RPI	S	Opponent	Score	
								75	A	Virginia Tech	45 96	146	H	High Point	61 87	
								89	A	Nebraska	64 87	199	H	UNC Asheville	86 93	
												230	A	East Carolina	53 63	
												233	A	Furman	67 78	
												241	A	Gardner-Webb	72 92	
												278	A	Winthrop	76 50	
												294	A	South Carolina St.	66 71	
												311	A	Omaha	69 96	
												326	A	Presbyterian	54 70	
												330	A	Western Caro.	64 68	
												334	H	Charleston So.	75 78	
												348	H	Longwood	72 67	
												349	A	N.C. Central	82 63	

LAST 12 Division I GAMES:																
				199	H	UNC Asheville	86 93	348	H	Longwood	72 67					
				326	A	Presbyterian	54 70	241	A	Gardner-Webb	72 92					
				278	A	Winthrop	76 50	334	H	Charleston So.	75 78					
				146	H	High Point	61 87	294	A	South Carolina St.	66 71					
				230	A	East Carolina	53 63	349	A	N.C. Central	82 63					
				330	A	Western Caro.	64 68	233	A	Furman	67 78					

Non-Div I Games: Brevard 71 53 Converse 69 51 UNKNOWN 101 53

USC Upstate

Average RPI Win:	214	WON-LOST	WINNING	LAST 10	STRENGTH OF	OPP. STRENGTH	TEAM	ADJ.	CONF.	ADJ CONF.
Average RPI Loss:	93	RECORD	PCT. RANK	GAMES	SCHEDULE	OF SCHEDULE	RPI	RPI	RPI	RPI
DIV. I ONLY	14- 5	54	7-3	249	108	112	112	14	14	
DIV. I NON-CONF.	8- 3	72	0- 0	276	126	126	126	15	15	

TOTALS	RPI 1-25	RPI 26-50	W-L RECORDS	RPI 51-100	RPI 101-150	RPI 150+				
14- 5	0- 0	0- 2	OVERALL	0- 1	2- 1	12- 1				
7- 2	0- 0	0- 2	HOME	0- 0	1- 0	6- 0				
7- 3	0- 0	0- 0	AWAY	0- 1	1- 1	6- 1				
0- 0	0- 0	0- 0	NEUTRAL	0- 0	0- 0	0- 0				
8- 3	0- 0	0- 2	NON-CONFERENCE	0- 0	1- 1	7- 0				
3- 2	0- 0	0- 2	HOME	0- 0	0- 0	3- 0				
5- 1	0- 0	0- 0	AWAY	0- 0	1- 1	4- 0				
0- 0	0- 0	0- 0	NEUTRAL	0- 0	0- 0	0- 0				
6- 2	0- 0	0- 0	CONFERENCE	0- 1	1- 0	5- 1				
4- 0	0- 0	0- 0	HOME	0- 0	1- 0	3- 0				
2- 2	0- 0	0- 0	AWAY	0- 1	0- 0	2- 1				
0- 0	0- 0	0- 0	NEUTRAL	0- 0	0- 0	0- 0				

RPI	S	Opponent	Score	RPI	S	Opponent	Score	RPI	S	Opponent	Score	RPI	S	Opponent	Score
49	H	Southern Cal i fornia	61 73	50	H	Arkansas	65 66	76	A	Little Rock	65 68	102	A	Houston	65 61
												127	A	Fresno St.	61 70
												130	H	Appal achian St.	99 94
												162	A	Georgia St.	48 50
												162	H	Georgia St.	69 45
												175	A	Oral Roberts	80 62
												180	H	Grambling	78 54
												185	A	Arkansas St.	100 73
												195	A	SMU	66 41
												205	H	Coastal Caro.	79 53
												245	A	San Francis sco	80 73
												263	H	UTSA	53 48
												269	A	Ga. Southern	74 53
												269	H	Ga. Southern	81 48
												303	A	Incarnate Word	97 49
												312	H	Jackson St.	99 63

Team's RPI: 112															
LAST 12 Division I GAMES:															
185	A	Arkansas St.	100 73	162	H	Georgia St.	69 45	269	H	Ga. Southern	81 48	76	A	Little Rock	65 68
205	H	Coastal Caro.	79 53	269	H	Ga. Southern	81 48	76	A	Little Rock	65 68	49	H	Southern Cal i fornia	61 73
130	H	Appal achian St.	99 94	76	A	Little Rock	65 68	49	H	Southern Cal i fornia	61 73	263	H	UTSA	53 48
269	A	Ga. Southern	74 53	49	H	Southern Cal i fornia	61 73	263	H	UTSA	53 48	102	A	Houston	65 61
162	A	Georgia St.	48 50	263	H	UTSA	53 48	102	A	Houston	65 61				
195	A	SMU	66 41	102	A	Houston	65 61								

Non-Div I Games:

UT Arlington

U
T
M
a
r
t
i
n

UT Martin				Through Games Of Jan. 26, 2019							
Average RPI	Win:	246	WON-LOST	WINNING	LAST 10	STRENGTH OF	OPP. STRENGTH	TEAM	ADJ.	CONF.	ADJ CONF.
Average RPI	Loss:	119	RECORD	PCT. RANK	GAMES	SCHEDULE	OF SCHEDULE	RPI	RPI	RPI	RPI
DIV. I ONLY			12- 5	69	8-2	298	174	135	135	22	22
DIV. I NON-CONF.			6- 3	91	0- 0	232	71	92	92	20	20

TOTALS		RPI 1-25		RPI 26-50	W-L RECORDS	RPI 51-100		RPI 101-150		RPI 150+	
12- 5		0- 1		0- 0	OVERALL	0- 1		1- 2		11- 1	
8- 0		0- 0		0- 0	HOME	0- 0		0- 0		8- 0	
4- 5		0- 1		0- 0	AWAY	0- 1		1- 2		3- 1	
0- 0		0- 0		0- 0	NEUTRAL	0- 0		0- 0		0- 0	
6- 3		0- 1		0- 0	NON-CONFERENCE	0- 1		1- 1		5- 0	
4- 0		0- 0		0- 0	HOME	0- 0		0- 0		4- 0	
2- 3		0- 1		0- 0	AWAY	0- 1		1- 1		1- 0	
0- 0		0- 0		0- 0	NEUTRAL	0- 0		0- 0		0- 0	
6- 2		0- 0		0- 0	CONFERENCE	0- 0		0- 1		6- 1	
4- 0		0- 0		0- 0	HOME	0- 0		0- 0		4- 0	
2- 2		0- 0		0- 0	AWAY	0- 0		0- 1		2- 1	
0- 0		0- 0		0- 0	NEUTRAL	0- 0		0- 0		0- 0	

RPI 1-25				RPI 26-50				RPI 51-100				RPI 101+ Team's RPI: 135			
RPI	S	Opponent	Score	RPI	S	Opponent	Score	RPI	S	Opponent	Score	RPI	S	Opponent	Score
3	A	Louisville	62 102					68	A	Northwestern	64 90	120	A	Chattanooga	81 79
												125	A	IUPUI	72 73
												134	A	Morehead St.	75 85
												168	H	Southern Ill.	95 94
												185	H	Arkansas St.	97 91
												204	A	Southeast Mo. St.	80 73
												207	H	SIUE	68 55
												236	H	Samford	89 68
												267	A	Eastern Ill.	71 77
												267	H	Eastern Ill.	90 66
												305	H	Murray St.	75 67
												306	H	Mississippi Val.	110 51
												307	H	Austin Peay	74 65
												314	A	Eastern Ky.	87 61
												329	A	Lipscomb	62 53

LAST 12 Division I GAMES:															
314	A	Eastern Ky.	87 61	207	H	SIUE	68 55								
307	H	Austin Peay	74 65	267	H	Eastern Ill.	90 66								
305	H	Murray St.	75 67	134	A	Morehead St.	75 85								
204	A	Southeast Mo. St.	80 73	329	A	Lipscomb	62 53								
267	A	Eastern Ill.	71 77	3	A	Louisville	62 102								
306	H	Mississippi Val.	110 51	120	A	Chattanooga	81 79								

U
T
M
a
r
t
i
n

Non-Div I Games: Ala.-Huntsville 100 69 Christian Bros. 108 82

UT Martin

Average RPI Win:	282	WON-LOST	WINNING	LAST 10	STRENGTH OF	OPP. STRENGTH	TEAM	ADJ.	CONF.	ADJ CONF.
Average RPI Loss:	142	RECORD	PCT. RANK	GAMES	SCHEDULE	OF SCHEDULE	RPI	RPI	RPI	RPI
DIV. I ONLY	4- 16	310	2-8	94	290	268	268	16	16	
DIV. I NON-CONF.	3- 10	278	0- 0	169	327	299	299	18	18	

TOTALS	RPI 1-25	RPI 26-50	W-L RECORDS	RPI 51-100	RPI 101-150	RPI 150+				
4- 16	0- 0	0- 1	OVERALL	0- 4	0- 3	4- 8				
2- 7	0- 0	0- 0	HOME	0- 1	0- 2	2- 4				
1- 8	0- 0	0- 1	AWAY	0- 3	0- 1	1- 3				
1- 1	0- 0	0- 0	NEUTRAL	0- 0	0- 0	1- 1				
3- 10	0- 0	0- 1	NON-CONFERENCE	0- 1	0- 2	3- 6				
2- 5	0- 0	0- 0	HOME	0- 0	0- 1	2- 4				
0- 4	0- 0	0- 1	AWAY	0- 1	0- 1	0- 1				
1- 1	0- 0	0- 0	NEUTRAL	0- 0	0- 0	1- 1				
1- 6	0- 0	0- 0	CONFERENCE	0- 3	0- 1	1- 2				
0- 2	0- 0	0- 0	HOME	0- 1	0- 1	0- 0				
1- 4	0- 0	0- 0	AWAY	0- 2	0- 0	1- 2				
0- 0	0- 0	0- 0	NEUTRAL	0- 0	0- 0	0- 0				

U
T
E
PU
T
E
P

RPI 1-25				RPI 26-50				RPI 51-100				RPI 101+ Team's RPI: 268			
RPI	S	Opponent	Score	RPI	S	Opponent	Score	RPI	S	Opponent	Score	RPI	S	Opponent	Score
				44	A	New Mexico	51 69	51	A	Arizona	40 62	138	A	Tulsa	45 66
								59	A	Rice	42 76	143	H	Portland St.	61 89
								67	A	Old Dominion	59 78	148	H	UAB	48 74
								70	H	Middle Tenn.	49 79	158	N	Akron	57 64
												164	A	Charlotte	39 62
												172	H	New Mexico St.	65 69
												176	H	Abilene Christian	69 70
												183	A	North Texas	51 70
												185	H	Arkansas St.	66 67
												201	H	Nicholls St.	56 58
												229	N	Western Ill.	84 72
												263	A	UTSA	73 60
												285	H	CSU Bakersfield	53 47
												310	A	Weber St.	63 68
												350	H	Alcorn	77 51
LAST 12 Division I GAMES:															
148	H	UAB	48 74	164	A	Charlotte	39 62								
59	A	Rice	42 76	67	A	Old Dominion	59 78								
183	A	North Texas	51 70	70	H	Middle Tenn.	49 79								
263	A	UTSA	73 60	229	N	Western Ill.	84 72								
138	A	Tulsa	45 66	51	A	Arizona	40 62								
158	N	Akron	57 64	143	H	Portland St.	61 89								

Non-Div I Games:

UTEP

Average RPI Win:	280	WON-LOST	WINNING	LAST 10	STRENGTH OF	OPP. STRENGTH	TEAM	ADJ.	CONF.	ADJ CONF.
Average RPI Loss:	172	RECORD	PCT. RANK	GAMES	SCHEDULE	OF SCHEDULE	RPI	RPI	RPI	RPI
DIV. I ONLY	7- 10	226	3-7	251	253	252	252	30	30	
DIV. I NON-CONF.	4- 7	228	0- 0	157	169	214	214	30	30	

TOTALS	RPI 1-25	RPI 26-50	W-L RECORDS	RPI 51-100	RPI 101-150	RPI 150+				
7- 10	0- 3	0- 0	OVERALL	0- 0	0- 0	7- 7				
4- 4	0- 1	0- 0	HOME	0- 0	0- 0	4- 3				
3- 6	0- 2	0- 0	AWAY	0- 0	0- 0	3- 4				
0- 0	0- 0	0- 0	NEUTRAL	0- 0	0- 0	0- 0				
4- 7	0- 3	0- 0	NON-CONFERENCE	0- 0	0- 0	4- 4				
2- 3	0- 1	0- 0	HOME	0- 0	0- 0	2- 2				
2- 4	0- 2	0- 0	AWAY	0- 0	0- 0	2- 2				
0- 0	0- 0	0- 0	NEUTRAL	0- 0	0- 0	0- 0				
3- 3	0- 0	0- 0	CONFERENCE	0- 0	0- 0	3- 3				
2- 1	0- 0	0- 0	HOME	0- 0	0- 0	2- 1				
1- 2	0- 0	0- 0	AWAY	0- 0	0- 0	1- 2				
0- 0	0- 0	0- 0	NEUTRAL	0- 0	0- 0	0- 0				

RPI 1-25				RPI 26-50				RPI 51-100				RPI 101+ Team's RPI: 252			
RPI	S	Opponent	Score	RPI	S	Opponent	Score	RPI	S	Opponent	Score	RPI	S	Opponent	Score
2	A	Baylor	37 98									172	A	New Mexico St.	63 71
19	H	Texas	66 81									196	A	Massachusetts	70 74
21	A	Texas A&M	61 84									200	H	Prairie View	57 50
												234	H	Texas Southern	55 69
												243	H	Louisiana	75 60
												257	H	Utah Valley	55 57
												263	A	UTSA	58 61
												275	A	A&M-Corpus Christi	70 57
												275	H	A&M-Corpus Christi	49 59
												280	A	Canisius	57 53
												285	A	CSU Bakersfield	63 68
												286	H	California Baptist	60 56
												336	A	Grand Canyon	66 50
												337	H	Seattle U	69 56

LAST 12 Division I GAMES:															
336	A	Grand Canyon	66 50	172	A	New Mexico St.	63 71								
285	A	CSU Bakersfield	63 68	337	H	Seattle U	69 56								
286	H	California Baptist	60 56	257	H	Utah Valley	55 57								
2	A	Baylor	37 98	234	H	Texas Southern	55 69								
21	A	Texas A&M	61 84	275	A	A&M-Corpus Christi	70 57								
19	H	Texas	66 81	243	H	Louisiana	75 60								

Non-Div I Games: Texas Lutheran 82 38 UNKNOWN 74 43

UTRGV

Loss, Non-Conf, S Site, H Home A Away N Neutral

Average RPI Win: 250	WON-LOST RECORD	WINNING PCT. RANK	LAST 10 GAMES	STRENGTH OF SCHEDULE	OPP. STRENGTH OF SCHEDULE	TEAM RPI	ADJ. RPI	CONF. RPI	ADJ CONF. RPI
Average RPI Loss: 137									
DIV. I ONLY	4- 13	299	3-7	95	235	263	263	16	16
DIV. I NON-CONF.	3- 7	256	0- 0	186	247	290	290	18	18

TOTALS	RPI 1-25	RPI 26-50	W-L RECORDS	RPI 51-100	RPI 101-150	RPI 150+			
4- 13	0- 1	0- 0	OVERALL	0- 4	0- 3	4- 5			
3- 6	0- 0	0- 0	HOME	0- 1	0- 2	3- 3			
1- 6	0- 1	0- 0	AWAY	0- 3	0- 1	1- 1			
0- 1	0- 0	0- 0	NEUTRAL	0- 0	0- 0	0- 1			
3- 7	0- 1	0- 0	NON-CONFERENCE	0- 1	0- 2	3- 3			
3- 3	0- 0	0- 0	HOME	0- 0	0- 1	3- 2			
0- 3	0- 1	0- 0	AWAY	0- 1	0- 1	0- 0			
0- 1	0- 0	0- 0	NEUTRAL	0- 0	0- 0	0- 1			
1- 6	0- 0	0- 0	CONFERENCE	0- 3	0- 1	1- 2			
0- 3	0- 0	0- 0	HOME	0- 1	0- 1	0- 1			
1- 3	0- 0	0- 0	AWAY	0- 2	0- 0	1- 1			
0- 0	0- 0	0- 0	NEUTRAL	0- 0	0- 0	0- 0			

RPI 1-25				RPI 26-50				RPI 51-100				RPI 101+ Team's RPI: 263			
RPI	S	Opponent	Score	RPI	S	Opponent	Score	RPI	S	Opponent	Score	RPI	S	Opponent	Score
19	A	Texas	54 98					59	A	Rice	54 85	112	A	UT Arlington	48 53
								67	A	Old Dominion	47 72	125	H	IUPUI	50 58
								70	H	Middle Tenn.	52 72	148	H	UAB	42 59
								91	A	Seton Hall	53 84	160	H	Utah St.	56 62
												164	A	Charlotte	54 66
												179	H	Texas St.	60 68
												183	A	North Texas	57 54
												252	H	UTRGV	61 58
												255	H	San Diego	87 77
												268	H	UTEP	60 73
												310	H	Weber St.	66 59
												319	N	UMBC	58 72
LAST 12 Division I GAMES:															
70	H	Middle Tenn.	52 72	67	A	Old Dominion	47 72								
183	A	North Texas	57 54	164	A	Charlotte	54 66								
59	A	Rice	54 85	148	H	UAB	42 59								
268	H	UTEP	60 73	160	H	Utah St.	56 62								
112	A	UT Arlington	48 53	19	A	Texas	54 98								
255	H	San Diego	87 77	310	H	Weber St.	66 59								

Non-Div I Games: Concordia (TX) 78 51 Tex. A&M-Kingsville 86 55

UTSA

Average RPI	Win:	169	WON-LOST	WINNING	LAST 10	STRENGTH OF	OPP. STRENGTH	TEAM	ADJ.	CONF.	ADJ CONF.
Average RPI	Loss:	15	RECORD	PCT. RANK	GAMES	SCHEDULE	OF SCHEDULE	RPI	RPI	RPI	RPI
DIV. I ONLY		17- 1	5	9-1	213	35	37	37	2	2	
DIV. I NON-CONF.		11- 0	1	1- 0	320	120	66	66	2	2	

TOTALS	RPI 1-25		RPI 26-50		W-L RECORDS		RPI 51-100		RPI 101-150		RPI 150+
17- 1	1- 1		1- 0		OVERALL		3- 0		4- 0		8- 0
10- 1	1- 1		1- 0		HOME		2- 0		2- 0		4- 0
5- 0	0- 0		0- 0		AWAY		1- 0		2- 0		2- 0
2- 0	0- 0		0- 0		NEUTRAL		0- 0		0- 0		2- 0
11- 0	1- 0		0- 0		NON-CONFERENCE		1- 0		1- 0		8- 0
7- 0	1- 0		0- 0		HOME		1- 0		1- 0		4- 0
2- 0	0- 0		0- 0		AWAY		0- 0		0- 0		2- 0
2- 0	0- 0		0- 0		NEUTRAL		0- 0		0- 0		2- 0
6- 1	0- 1		1- 0		CONFERENCE		2- 0		3- 0		0- 0
3- 1	0- 1		1- 0		HOME		1- 0		1- 0		0- 0
3- 0	0- 0		0- 0		AWAY		1- 0		2- 0		0- 0
0- 0	0- 0		0- 0		NEUTRAL		0- 0		0- 0		0- 0

RPI	S	Opponent	Score	RPI	S	Opponent	Score	Team's RPI: 37	RPI	S	Opponent	Score	RPI	S	Opponent	Score
15	H	Arizona St.	63 65	31	H	California	87 74		51	H	Arizona	80 64	118	H	Alabama	72 62
24	H	BYU	78 67						97	A	Washington St.	72 68	121	A	Washington	58 43
									99	H	Idaho St.	74 60	131	A	Colorado	76 61
													131	H	Colorado	78 59
													188	A	Eastern Wash.	95 51
													209	N	Florida	74 58
													243	N	Hawaii	73 48
													250	A	Nevada	74 52
													257	H	Utah Valley	85 47
													274	H	Long Beach St.	82 59
													310	H	Weber St.	77 56
													337	H	Seattle U	89 62

LAST 12 Division I GAMES:																
121	A	Washington	58 43	243	N	Hawaii	73 48		31	H	California	87 74				
97	A	Washington St.	72 68						131	H	Colorado	78 59				
51	H	Arizona	80 64						310	H	Weber St.	77 56				
15	H	Arizona St.	63 65						24	H	BYU	78 67				
131	A	Colorado	76 61						257	H	Utah Valley	85 47				
209	N	Florida	74 58													

Non-Div I Games:

Utah

Average RPI Win: 210

Average RPI Loss: 100

WON-LOST
RECORDWINNING
PCT. RANKLAST 10
GAMESSTRENGTH OF
SCHEDULEOPP. STRENGTH
OF SCHEDULETEAM
RPIADJ.
RPICONF.
RPIADJ CONF.
RPIDIV. I ONLY
DIV. I NON-CONF.9- 8
4- 6144
2127-3
0- 0173
14166
23160
180160
18013
1313
13

TOTALS

RPI 1-25

RPI 26-50

W-L RECORDS

RPI 51-100

RPI 101-150

RPI 150+

9- 8

0- 2

0- 2

OVERALL

2- 0

0- 3

7- 1

4- 4

0- 2

0- 1

HOME

1- 0

0- 0

3- 1

5- 2

0- 0

0- 0

AWAY

1- 0

0- 2

4- 0

0- 2

0- 0

0- 1

NEUTRAL

0- 0

0- 1

0- 0

4- 6

0- 2

0- 1

NON-CONFERENCE

1- 0

0- 2

3- 1

1- 3

0- 2

0- 0

HOME

0- 0

0- 0

1- 1

3- 1

0- 0

0- 0

AWAY

1- 0

0- 1

2- 0

0- 2

0- 0

0- 1

NEUTRAL

0- 0

0- 1

0- 0

5- 2

0- 0

0- 1

CONFERENCE

1- 0

0- 1

4- 0

3- 1

0- 0

0- 1

HOME

1- 0

0- 0

2- 0

2- 1

0- 0

0- 0

AWAY

0- 0

0- 1

2- 0

0- 0

0- 0

0- 0

NEUTRAL

0- 0

0- 0

0- 0

RPI 1-25

RPI 26-50

RPI 51-100

RPI 101+

Team's RPI: 160

RPI	S	Opponent	Score
5	H	Oregon	58 88
24	H	BYU	57 62

RPI	S	Opponent	Score
44	H	New Mexico	64 68
49	N	Southern California	46 55

RPI	S	Opponent	Score
63	H	Wyoming	50 42
97	A	Washington St.	72 61

RPI	S	Opponent	Score
127	A	Fresno St.	59 70
131	N	Colorado	68 78
149	A	Portland	54 61
183	A	North Texas	57 41
215	A	Colorado St.	72 53
232	A	Air Force	48 44
250	H	Nevada	79 76
257	H	Utah Valley	67 62
263	A	UTSA	62 56
274	H	Long Beach St.	48 50
328	H	San Jose St.	82 49

LAST 12 Division I GAMES:

63	H	Wyoming	50 42	44	H	New Mexico	64 68
127	A	Fresno St.	59 70	215	A	Colorado St.	72 53
232	A	Air Force	48 44	328	H	San Jose St.	82 49
250	H	Nevada	79 76	183	A	North Texas	57 41
274	H	Long Beach St.	48 50	263	A	UTSA	62 56
257	H	Utah Valley	67 62	149	A	Portland	54 61

Non-Div I Games:

Northern N.M.

106 35

Utah St.

■ Loss,
 ■ Non-Conf, S Site,
 ■ Home
 ■ Away
 N Neutral

Average RPI Win:	295	WON-LOST	WINNING	LAST 10	STRENGTH OF	OPP. STRENGTH	TEAM	ADJ.	CONF.	ADJ CONF.
Average RPI Loss:	141	RECORD	PCT. RANK	GAMES	SCHEDULE	OF SCHEDULE	RPI	RPI	RPI	RPI
DIV. I ONLY	8- 9	190	7-3	278	279	257	257	30	30	
DIV. I NON-CONF.	3- 7	256	0- 0	171	207	272	272	30	30	

TOTALS	RPI 1-25	RPI 26-50	W-L RECORDS	RPI 51-100	RPI 101-150	RPI 150+				
8- 9	0- 1	0- 1	OVERALL	0- 1	0- 1	8- 5				
6- 3	0- 1	0- 0	HOME	0- 0	0- 1	6- 1				
2- 6	0- 0	0- 1	AWAY	0- 1	0- 0	2- 4				
0- 0	0- 0	0- 0	NEUTRAL	0- 0	0- 0	0- 0				
3- 7	0- 1	0- 1	NON-CONFERENCE	0- 1	0- 1	3- 3				
3- 2	0- 1	0- 0	HOME	0- 0	0- 1	3- 0				
0- 5	0- 0	0- 1	AWAY	0- 1	0- 0	0- 3				
0- 0	0- 0	0- 0	NEUTRAL	0- 0	0- 0	0- 0				
5- 2	0- 0	0- 0	CONFERENCE	0- 0	0- 0	5- 2				
3- 1	0- 0	0- 0	HOME	0- 0	0- 0	3- 1				
2- 1	0- 0	0- 0	AWAY	0- 0	0- 0	2- 1				
0- 0	0- 0	0- 0	NEUTRAL	0- 0	0- 0	0- 0				

RPI 1-25				RPI 26-50				RPI 51-100				RPI 101+				Team's RPI: 257
RPI	S	Opponent	Score	RPI	S	Opponent	Score	RPI	S	Opponent	Score	RPI	S	Opponent	Score	
24	H	BYU	51 77	37	A	Utah	47 85	99	A	Idaho St.	68 80	149	H	Portland	60 65	
												160	A	Utah St.	62 67	
												172	A	New Mexico St.	52 58	
												184	H	UC Riverside	56 53	
												194	H	UMKC	64 68	
												211	A	Cal St. Fullerton	55 56	
												219	A	Southern Utah	59 60	
												252	A	UTRGV	57 55	
												285	H	CSU Bakersfield	78 70	
												310	H	Weber St.	65 59	
												315	H	UC Santa Barbara	63 54	
												336	H	Grand Canyon	57 46	
												337	A	Seattle U	58 55	
												344	H	Chicago St.	76 61	

LAST 12 Division I GAMES:																
252	A	UTRGV	57 55	344	H	Chicago St.	76 61	194	H	UMKC	64 68					
337	A	Seattle U	58 55	172	A	New Mexico St.	52 58	310	H	Weber St.	65 59					
285	H	CSU Bakersfield	78 70	160	A	Utah St.	62 67	99	A	Idaho St.	68 80					
336	H	Grand Canyon	57 46													
211	A	Cal St. Fullerton	55 56													
184	H	UC Riverside	56 53													

Non-Div I Games: Ottawa (AZ) 90 61 La Verne 86 79 Arizona Christian 76 68

Utah Valley

Loss, Non-Conf, S Site, H Home A Away N Neutral

Average RPI Win:	224	WON-LOST	WINNING	LAST 10	STRENGTH OF	OPP. STRENGTH	TEAM	ADJ.	CONF.	ADJ CONF.
Average RPI Loss:	108	RECORD	PCT. RANK	GAMES	SCHEDULE	OF SCHEDULE	RPI	RPI	RPI	RPI
DIV. I ONLY	13- 6	74	7-3	262	149	136	136	17	17	
DIV. I NON-CONF.	8- 5	120	0- 0	209	173	134	134	16	16	

TOTALS	RPI 1-25	RPI 26-50	W-L RECORDS	RPI 51-100	RPI 101-150	RPI 150+				
13- 6	0- 0	0- 1	OVERALL	1- 2	4- 2	8- 1				
7- 1	0- 0	0- 0	HOME	0- 0	2- 1	5- 0				
5- 4	0- 0	0- 1	AWAY	1- 2	2- 0	2- 1				
1- 1	0- 0	0- 0	NEUTRAL	0- 0	0- 1	1- 0				
8- 5	0- 0	0- 1	NON-CONFERENCE	1- 2	3- 2	4- 0				
4- 1	0- 0	0- 0	HOME	0- 0	2- 1	2- 0				
3- 3	0- 0	0- 1	AWAY	1- 2	1- 0	1- 0				
1- 1	0- 0	0- 0	NEUTRAL	0- 0	0- 1	1- 0				
5- 1	0- 0	0- 0	CONFERENCE	0- 0	1- 0	4- 1				
3- 0	0- 0	0- 0	HOME	0- 0	0- 0	3- 0				
2- 1	0- 0	0- 0	AWAY	0- 0	1- 0	1- 1				
0- 0	0- 0	0- 0	NEUTRAL	0- 0	0- 0	0- 0				

RPI	S	Opponent	Score	RPI	S	Opponent	Score	RPI	S	Opponent	Score	RPI	S	Opponent	Score	Team's RPI: 136
43	A	North Carolina	47 59	67	A	Old Dominion	57 60	115	H	Wake Forest	53 40	125	N	IUPUI	61 63	
				95	A	Georgetown	47 45	126	H	Radford	49 54	133	A	Fordham	47 44	
				98	A	Cincinnati	54 66	139	H	UNCW	58 47	145	A	William & Mary	72 55	
								173	H	Rhode Island	74 39	187	A	George Washington	48 57	
								266	A	N. C. A&T	54 48	271	A	Richmond	68 43	
								287	H	Saint Joseph's	59 40	289	H	La Salle	68 38	
								310	N	Weber St.	64 36	346	H	Delaware St.	97 55	
								348	H	Longwood	84 55					
LAST 12 Division I GAMES:																
271	A	Richmond	68 43	187	A	George Washington	48 57									
289	H	La Salle	68 38	173	H	Rhode Island	74 39									
287	H	Saint Joseph's	59 40	133	A	Fordham	47 44									
346	H	Delaware St.	97 55	67	A	Old Dominion	57 60									
266	A	N. C. A&T	54 48	98	A	Cincinnati	54 66									
126	H	Radford	49 54	95	A	Georgetown	47 45									

Non-Div I Games:

VCU

Average RPI Win:	312	WON-LOST	WINNING	LAST 10	STRENGTH OF	OPP. STRENGTH	TEAM	ADJ.	CONF.	ADJ CONF.
Average RPI Loss:	169	RECORD	PCT. RANK	GAMES	SCHEDULE	OF SCHEDULE	RPI	RPI	RPI	RPI
DIV. I ONLY	5- 13	281	2-8	305	241	308	308	12	12	
DIV. I NON-CONF.	4- 8	241	0- 0	323	314	317	317	14	14	

TOTALS	RPI 1-25	RPI 26-50	W-L RECORDS	RPI 51-100	RPI 101-150	RPI 150+				
5- 13	0- 1	0- 0	OVERALL	0- 3	0- 1	5- 8				
2- 6	0- 0	0- 0	HOME	0- 2	0- 0	2- 4				
2- 7	0- 1	0- 0	AWAY	0- 1	0- 1	2- 4				
1- 0	0- 0	0- 0	NEUTRAL	0- 0	0- 0	1- 0				
4- 8	0- 0	0- 0	NON-CONFERENCE	0- 2	0- 1	4- 5				
1- 5	0- 0	0- 0	HOME	0- 2	0- 0	1- 3				
2- 3	0- 0	0- 0	AWAY	0- 0	0- 1	2- 2				
1- 0	0- 0	0- 0	NEUTRAL	0- 0	0- 0	1- 0				
1- 5	0- 1	0- 0	CONFERENCE	0- 1	0- 0	1- 3				
1- 1	0- 0	0- 0	HOME	0- 0	0- 0	1- 1				
0- 4	0- 1	0- 0	AWAY	0- 1	0- 0	0- 2				
0- 0	0- 0	0- 0	NEUTRAL	0- 0	0- 0	0- 0				

RPI 1-25				RPI 26-50				RPI 51-100				RPI 101+ Team's RPI: 308			
RPI	S	Opponent	Score	RPI	S	Opponent	Score	RPI	S	Opponent	Score	RPI	S	Opponent	Score
13	A	Drake	53 84					84	H	Toledo	59 65	134	A	Morehead St.	62 68
								85	H	Miami (OH)	47 68	157	H	Indiana St.	82 86
								90	A	UNI	52 71	168	A	Southern Ill.	65 87
												171	A	Illinois	54 73
												213	H	North Dakota	56 62
												218	A	Loyola Chi cago	54 80
												228	H	Bowling Green	72 79
												267	H	Eastern Ill.	62 60
												276	N	St. Francis Brooklyn	78 76
												309	H	North Dakota St.	48 51
												331	A	Purdue Fort Wayne	68 64
												333	A	UIC	65 75
												340	H	Evansville	93 49
												344	A	Chicago St.	76 70
LAST 12 Division I GAMES:															
13	A	Drake	53 84	168	A	Southern Ill.	65 87								
90	A	UNI	52 71	340	H	Evansville	93 49								
218	A	Loyola Chi cago	54 80	157	H	Indiana St.	82 86								
228	H	Bowling Green	72 79	85	H	Miami (OH)	47 68								
331	A	Purdue Fort Wayne	68 64	267	H	Eastern Ill.	62 60								
309	H	North Dakota St.	48 51	344	A	Chicago St.	76 70								

Non-Div I Games:

Val parai so

v
a
n
d
e
r
b
i
l
t

Average RPI Win: 287
Average RPI Loss: 166

WON-LOST
RECORD

WINNING
PCT. RANK

LAST 10
GAMES

STRENGTH OF
SCHEDULE

OPP. STRENGTH
OF SCHEDULE

TEAM
RPI

ADJ.
RPI

CONF.
RPI

ADJ CONF.
RPI

DIV. I ONLY	7- 12	242	4-6	240	285	272	272	23	23
DIV. I NON-CONF.	3- 8	267	0- 1	211	308	295	295	24	24

TOTALS	RPI 1-25	RPI 26-50	W-L RECORDS	RPI 51-100	RPI 101-150	RPI 150+			
7- 12	0- 0	0- 0	OVERALL	0- 3	0- 2	7- 7			
4- 7	0- 0	0- 0	HOME	0- 1	0- 2	4- 4			
3- 5	0- 0	0- 0	AWAY	0- 2	0- 0	3- 3			
0- 0	0- 0	0- 0	NEUTRAL	0- 0	0- 0	0- 0			
3- 8	0- 0	0- 0	NON-CONFERENCE	0- 1	0- 2	3- 5			
2- 5	0- 0	0- 0	HOME	0- 0	0- 2	2- 3			
1- 3	0- 0	0- 0	AWAY	0- 1	0- 0	1- 2			
0- 0	0- 0	0- 0	NEUTRAL	0- 0	0- 0	0- 0			
4- 4	0- 0	0- 0	CONFERENCE	0- 2	0- 0	4- 2			
2- 2	0- 0	0- 0	HOME	0- 1	0- 0	2- 1			
2- 2	0- 0	0- 0	AWAY	0- 1	0- 0	2- 1			
0- 0	0- 0	0- 0	NEUTRAL	0- 0	0- 0	0- 0			

RPI 1-25				RPI 26-50				RPI 51-100				RPI 101+ Team's RPI: 272			
RPI	S	Opponent	Score	RPI	S	Opponent	Score	RPI	S	Opponent	Score	RPI	S	Opponent	Score
								62	H	Maine	51 63	104	H	Yale	55 58
								72	A	Kansas	36 77	123	H	Drexel	44 60
								100	A	Hartford	32 61	152	A	South Fla.	55 102
												165	H	Stony Brook	61 67
												173	H	Rhode Island	58 61
												210	H	Holy Cross	40 65
												225	H	Rider	54 49
												247	H	Dartmouth	42 66
												248	A	Binghamton	58 57
												254	H	Albany (NY)	52 39
												280	A	Canisius	46 67
												299	A	UMass Lowell	51 54
												317	A	NJIT	71 63
												319	A	UMBC	58 44
												323	H	Wagner	56 54
												324	H	New Hampshire	69 60
LAST 12 Division I GAMES:															
248	A	Binghamton	58 57	123	H	Drexel	44 60								
324	H	New Hampshire	69 60	165	H	Stony Brook	61 67								
100	A	Hartford	32 61	319	A	UMBC	58 44								
62	H	Maine	51 63	72	A	Kansas	36 77								
254	H	Albany (NY)	52 39	280	A	Canisius	46 67								
299	A	UMass Lowell	51 54	152	A	South Fla.	55 102								

Non-Div I Games:

Norwich

78 28

Vermont

Average RPI	Win:	191	WON-LOST	WINNING	LAST 10	STRENGTH OF	OPP. STRENGTH	TEAM	ADJ.	CONF.	ADJ CONF.
Average RPI	Loss:	28	RECORD	PCT. RANK	GAMES	SCHEDULE	OF SCHEDULE	RPI	RPI	RPI	RPI
DIV. I ONLY		13- 6		74	4-6	109	28	75	75	1	1
DIV. I NON-CONF.		13- 0		1	0- 0	270	137	37	37	1	1

TOTALS	RPI 1-25		RPI 26-50		W-L RECORDS	RPI 51-100		RPI 101-150		RPI 150+	
13- 6	1- 3		1- 2		OVERALL	0- 1		4- 0		7- 0	
8- 3	1- 2		0- 1		HOME	0- 0		2- 0		5- 0	
1- 3	0- 1		0- 1		AWAY	0- 1		0- 0		1- 0	
4- 0	0- 0		1- 0		NEUTRAL	0- 0		2- 0		1- 0	
13- 0	1- 0		1- 0		NON-CONFERENCE	0- 0		4- 0		7- 0	
8- 0	1- 0		0- 0		HOME	0- 0		2- 0		5- 0	
1- 0	0- 0		0- 0		AWAY	0- 0		0- 0		1- 0	
4- 0	0- 0		1- 0		NEUTRAL	0- 0		2- 0		1- 0	
0- 6	0- 3		0- 2		CONFERENCE	0- 1		0- 0		0- 0	
0- 3	0- 2		0- 1		HOME	0- 0		0- 0		0- 0	
0- 3	0- 1		0- 1		AWAY	0- 1		0- 0		0- 0	
0- 0	0- 0		0- 0		NEUTRAL	0- 0		0- 0		0- 0	

RPI 1-25				RPI 26-50				RPI 51-100				Team's RPI : 75				RPI 101+			
RPI	S	Opponent	Score	RPI	S	Opponent	Score	RPI	S	Opponent	Score	RPI	S	Opponent	Score	RPI	S	Opponent	Score
1	H	Notre Dame	51 80	28	A	Mi ami (FL)	61 68	82	A	Vi rgi ni a	58 62	108	N	Dayton	69 57				
6	A	NC State	61 70	43	H	North Carol i na	69 81					114	N	Ohio St.	81 73				
9	H	Syracuse	73 75	45	N	Vi l l anova	61 59					120	H	Chattanooga	74 59				
16	H	Rutgers	67 51									126	H	Radford	55 44				
												231	A	Li berty	72 61				
												239	H	Monmouth	82 49				
												253	H	Mt. St. Mary' s	83 51				
												269	H	Ga. Southern	78 49				
												271	N	Richmond	85 57				
												341	H	USC Upstate	96 45				
												348	H	Longwood	93 39				
LAST 12 Division I GAMES:																			
				82	A	Vi rgi ni a	58 62	43	H	North Carol i na	69 81								
				9	H	Syracuse	73 75	6	A	NC State	61 70								
				28	A	Mi ami (FL)	61 68	1	H	Notre Dame	51 80								
				348	H	Longwood	93 39	253	H	Mt. St. Mary' s	83 51								
				114	N	Ohio St.	81 73	126	H	Radford	55 44								
				108	N	Dayton	69 57	16	H	Rutgers	67 51								

Non-Div I Games:

Virginia Tech

Average RPI Win: 311
Average RPI Loss: 223

WON-LOST
RECORD

WINNING
PCT. RANK

LAST 10
GAMES

STRENGTH OF
SCHEDULE

OPP. STRENGTH
OF SCHEDULE

TEAM
RPI

ADJ.
RPI

CONF.
RPI

ADJ CONF.
RPI

DIV. I ONLY	4- 13	299	4-6	271	350	323	323	31	31
DIV. I NON-CONF.	1- 9	326	0- 1	274	342	336	336	31	31

TOTALS	RPI 1-25	RPI 26-50	W-L RECORDS	RPI 51-100	RPI 101-150	RPI 150+			
4- 13	0- 0	0- 0	OVERALL	0- 1	0- 2	4- 10			
2- 4	0- 0	0- 0	HOME	0- 0	0- 1	2- 3			
2- 8	0- 0	0- 0	AWAY	0- 1	0- 1	2- 6			
0- 1	0- 0	0- 0	NEUTRAL	0- 0	0- 0	0- 1			
1- 9	0- 0	0- 0	NON-CONFERENCE	0- 1	0- 2	1- 6			
0- 3	0- 0	0- 0	HOME	0- 0	0- 1	0- 2			
1- 5	0- 0	0- 0	AWAY	0- 1	0- 1	1- 3			
0- 1	0- 0	0- 0	NEUTRAL	0- 0	0- 0	0- 1			
3- 4	0- 0	0- 0	CONFERENCE	0- 0	0- 0	3- 4			
2- 1	0- 0	0- 0	HOME	0- 0	0- 0	2- 1			
1- 3	0- 0	0- 0	AWAY	0- 0	0- 0	1- 3			
0- 0	0- 0	0- 0	NEUTRAL	0- 0	0- 0	0- 0			

RPI 1-25				RPI 26-50				RPI 51-100				RPI 101+ Team's RPI: 323			
RPI	S	Opponent	Score	RPI	S	Opponent	Score	RPI	S	Opponent	Score	RPI	S	Opponent	Score
								91	A	Seton Hall	40 95	104	H	Yale	41 74
												133	A	Fordham	59 80
												165	A	Stony Brook	45 70
												224	A	Sacred Heart	64 72
												224	H	Sacred Heart	68 80
												246	A	Robert Morris	46 69
												253	H	Mt. St. Mary's	92 76
												258	N	Siena	71 74
												272	A	Vermont	54 56
												276	A	St. Francis Brooklyn	61 76
												283	H	Army West Point	46 61
												296	A	Saint Peter's	57 69
												297	A	Central Conn. St.	75 63
												325	H	Lafayette	43 66
												345	H	Fairleigh Dickinson	71 59
												348	A	Longwood	86 60
LAST 12 Division I GAMES:															
253	H	Mt. St. Mary's	92 76	258	N	Siena	71 74	246	A	Robert Morris	46 69	224	A	Sacred Heart	64 72
345	H	Fairleigh Dickinson	71 59	246	A	Robert Morris	46 69	283	H	Army West Point	46 61	296	A	Saint Peter's	57 69
224	H	Sacred Heart	68 80	246	A	Sacred Heart	64 72	296	A	Saint Peter's	57 69	104	H	Yale	41 74
297	A	Central Conn. St.	75 63	283	H	Army West Point	46 61	104	H	Yale	41 74				
276	A	St. Francis Brooklyn	61 76	296	A	Saint Peter's	57 69								
165	A	Stony Brook	45 70	104	H	Yale	41 74								

Non-Div I Games: Staten Island 86 59

Wagner

Loss, Non-Conf, S Site, H Home A Away N Neutral

Average RPI Win:	181	WON-LOST	WINNING	LAST 10	STRENGTH OF	OPP. STRENGTH	TEAM	ADJ.	CONF.	ADJ CONF.
Average RPI Loss:	78	RECORD	PCT. RANK	GAMES	SCHEDULE	OF SCHEDULE	RPI	RPI	RPI	RPI
DIV. I ONLY	9- 10	181	4-6	20	112	115	115	1	1	
DIV. I NON-CONF.	9- 4	85	0- 0	59	313	80	80	1	1	

TOTALS	RPI 1-25	RPI 26-50	W-L RECORDS	RPI 51-100	RPI 101-150	RPI 150+				
9- 10	0- 2	1- 3	OVERALL	0- 2	2- 1	6- 2				
7- 5	0- 1	1- 2	HOME	0- 1	2- 0	4- 1				
1- 5	0- 1	0- 1	AWAY	0- 1	0- 1	1- 1				
1- 0	0- 0	0- 0	NEUTRAL	0- 0	0- 0	1- 0				
9- 4	0- 0	1- 1	NON-CONFERENCE	0- 0	2- 1	6- 2				
7- 2	0- 0	1- 1	HOME	0- 0	2- 0	4- 1				
1- 2	0- 0	0- 0	AWAY	0- 0	0- 1	1- 1				
1- 0	0- 0	0- 0	NEUTRAL	0- 0	0- 0	1- 0				
0- 6	0- 2	0- 2	CONFERENCE	0- 2	0- 0	0- 0				
0- 3	0- 1	0- 1	HOME	0- 1	0- 0	0- 0				
0- 3	0- 1	0- 1	AWAY	0- 1	0- 0	0- 0				
0- 0	0- 0	0- 0	NEUTRAL	0- 0	0- 0	0- 0				

RPI 1-25				RPI 26-50				RPI 51-100				RPI 101+				Team's RPI: 115
RPI	S	Opponent	Score	RPI	S	Opponent	Score	RPI	S	Opponent	Score	RPI	S	Opponent	Score	
1	A	Notre Dame	48 78	28	H	Miami (FL)	57 72	52	A	Duke	52 66	103	H	Towson	60 53	
3	H	Louisville	49 73	29	H	Indiana	73 87	77	H	Boston College	64 65	107	H	St. John's (NY)	64 59	
				43	A	North Carolina	61 84					136	A	VCU	40 53	
				47	H	James Madison	50 49					164	A	Charlotte	69 43	
												170	H	Mercer	69 54	
												182	H	Xavier	50 62	
												197	H	UMES	78 67	
												230	A	East Carolina	61 70	
												271	H	Richmond	62 48	
												273	H	Norfolk St.	63 61	
												294	N	South Carolina St.	58 44	

LAST 12 Division I GAMES:																
1	A	Notre Dame	48 78	52	A	Duke	52 66									
77	H	Boston College	64 65	3	H	Louisville	49 73									
28	H	Miami (FL)	57 72	43	A	North Carolina	61 84									
273	H	Norfolk St.	63 61	197	H	UMES	78 67									
294	N	South Carolina St.	58 44	164	A	Charlotte	69 43									
47	H	James Madison	50 49	107	H	St. John's (NY)	64 59									

Non-Div I Games:

Wake Forest

Average RPI Win:	180	WON-LOST	WINNING	LAST 10	STRENGTH OF	OPP. STRENGTH	TEAM	ADJ.	CONF.	ADJ CONF.
Average RPI Loss:	53	RECORD	PCT. RANK	GAMES	SCHEDULE	OF SCHEDULE	RPI	RPI	RPI	RPI
DIV. I ONLY	8- 12	231	1-9	14	60	121	121	2	2	
DIV. I NON-CONF.	7- 5	132	0- 1	84	124	112	112	2	2	

TOTALS	RPI 1-25	RPI 26-50	W-L RECORDS	RPI 51-100	RPI 101-150	RPI 150+				
8- 12	0- 3	0- 4	OVERALL	1- 3	3- 2	4- 0				
6- 5	0- 1	0- 2	HOME	0- 2	3- 0	3- 0				
1- 5	0- 2	0- 2	AWAY	0- 0	0- 1	1- 0				
1- 2	0- 0	0- 0	NEUTRAL	1- 1	0- 1	0- 0				
7- 5	0- 1	0- 0	NON-CONFERENCE	1- 2	2- 2	4- 0				
5- 2	0- 1	0- 0	HOME	0- 1	2- 0	3- 0				
1- 1	0- 0	0- 0	AWAY	0- 0	0- 1	1- 0				
1- 2	0- 0	0- 0	NEUTRAL	1- 1	0- 1	0- 0				
1- 7	0- 2	0- 4	CONFERENCE	0- 1	1- 0	0- 0				
1- 3	0- 0	0- 2	HOME	0- 1	1- 0	0- 0				
0- 4	0- 2	0- 2	AWAY	0- 0	0- 0	0- 0				
0- 0	0- 0	0- 0	NEUTRAL	0- 0	0- 0	0- 0				

RPI 1-25				RPI 26-50				RPI 51-100				RPI 101+ Team's RPI: 121			
RPI	S	Opponent	Score	RPI	S	Opponent	Score	RPI	S	Opponent	Score	RPI	S	Opponent	Score
4	A	Stanford	54 91	31	A	Cal i forn i a	70 79	52	N	Duke	71 64	114	H	Ohio St.	69 59
5	A	Oregon	71 84	37	H	Utah	43 58	61	N	Mi chi gan	73 80	119	A	Tulane	51 63
7	H	Mi ssi ssi ppi St.	56 103	41	A	Oregon St.	67 78	64	H	Boi se St.	69 73	131	H	Col orado	68 58
				41	H	Oregon St.	39 86	97	H	Washi ngton St.	76 79	133	N	Fordham	57 65
												141	H	Montana	69 54
												193	H	George Mason	81 52
												211	H	Cal St. Fullerton	83 74
												260	H	Northern Ariz.	81 59
												337	A	Seattle U	69 58
LAST 12 Division I GAMES:															
41	H	Oregon St.	39 86	64	H	Boi se St.	69 73								
31	A	Cal i forn i a	70 79	61	N	Mi chi gan	73 80								
4	A	Stanford	54 91	133	N	Fordham	57 65								
37	H	Utah	43 58	5	A	Oregon	71 84								
131	H	Col orado	68 58	97	H	Washi ngton St.	76 79								
41	A	Oregon St.	67 78	7	H	Mi ssi ssi ppi St.	56 103								

Non-Div I Games:

Washington

Average RPI Win:	228	WON-LOST	WINNING	LAST 10	STRENGTH OF	OPP. STRENGTH	TEAM	ADJ.	CONF.	ADJ CONF.
Average RPI Loss:	166	RECORD	PCT. RANK	GAMES	SCHEDULE	OF SCHEDULE	RPI	RPI	RPI	RPI
DIV. I ONLY	3- 15	322	1-9	245	163	310	310	15	15	
DIV. I NON-CONF.	2- 7	288	0- 0	277	195	308	308	11	11	

TOTALS	RPI 1-25	RPI 26-50	W-L RECORDS	RPI 51-100	RPI 101-150	RPI 150+				
3- 15	0- 0	0- 1	OVERALL	0- 1	1- 5	2- 8				
1- 8	0- 0	0- 0	HOME	0- 1	0- 4	1- 3				
2- 6	0- 0	0- 1	AWAY	0- 0	1- 0	1- 5				
0- 1	0- 0	0- 0	NEUTRAL	0- 0	0- 1	0- 0				
2- 7	0- 0	0- 1	NON-CONFERENCE	0- 0	0- 2	2- 4				
1- 2	0- 0	0- 0	HOME	0- 0	0- 1	1- 1				
1- 4	0- 0	0- 1	AWAY	0- 0	0- 0	1- 3				
0- 1	0- 0	0- 0	NEUTRAL	0- 0	0- 1	0- 0				
1- 8	0- 0	0- 0	CONFERENCE	0- 1	1- 3	0- 4				
0- 6	0- 0	0- 0	HOME	0- 1	0- 3	0- 2				
1- 2	0- 0	0- 0	AWAY	0- 0	1- 0	0- 2				
0- 0	0- 0	0- 0	NEUTRAL	0- 0	0- 0	0- 0				

RPI	S	Opponent	Score	RPI	S	Opponent	Score	RPI	S	Opponent	Score	RPI	S	Opponent	Score	Team's RPI: 310
37	A	Utah	56 77	99	H	Idaho St.	57 70	105	H	Idaho	74 79	113	A	Northern Colo.	55 54	
								136	N	VCU	36 64	141	H	Montana	60 72	
								143	H	Portland St.	59 77	149	H	Portland	73 89	
								151	H	Montana St.	59 66	156	A	Pepperdine	47 68	
								184	H	UC Riverside	39 71	188	H	Eastern Wash.	58 64	
								219	A	Southern Utah	79 84	257	A	Utah Valley	59 65	
								260	A	Northern Ari z.	64 74	263	A	UTSA	59 66	
								268	H	UTEP	68 63	303	A	Incarnate Word	72 64	

LAST 12 Division I GAMES:																
143	H	Portland St.	59 77	141	H	Montana	60 72									
99	H	Idaho St.	57 70	151	H	Montana St.	59 66									
219	A	Southern Utah	79 84	113	A	Northern Colo.	55 54									
260	A	Northern Ari z.	64 74	184	H	UC Riverside	39 71									
105	H	Idaho	74 79	257	A	Utah Valley	59 65									
188	H	Eastern Wash.	58 64	37	A	Utah	56 77									

Non-Div I Games: La Verne 105 43

Weber St.

Average RPI Win:	310	WON-LOST	WINNING	LAST 10	STRENGTH OF	OPP. STRENGTH	TEAM	ADJ.	CONF.	ADJ CONF.
Average RPI Loss:	209	RECORD	PCT. RANK	GAMES	SCHEDULE	OF SCHEDULE	RPI	RPI	RPI	RPI
DIV. I ONLY	2- 16	335	2-8	203	347	330	330	24	24	
DIV. I NON-CONF.	2- 11	316	0- 0	148	344	304	304	25	25	

TOTALS	RPI 1-25	RPI 26-50	W-L RECORDS	RPI 51-100	RPI 101-150	RPI 150+				
2- 16	0- 1	0- 1	OVERALL	0- 0	0- 2	2- 12				
1- 6	0- 0	0- 0	HOME	0- 0	0- 0	1- 6				
1- 9	0- 1	0- 1	AWAY	0- 0	0- 1	1- 6				
0- 1	0- 0	0- 0	NEUTRAL	0- 0	0- 1	0- 0				
2- 11	0- 1	0- 1	NON-CONFERENCE	0- 0	0- 2	2- 7				
1- 4	0- 0	0- 0	HOME	0- 0	0- 0	1- 4				
1- 6	0- 1	0- 1	AWAY	0- 0	0- 1	1- 3				
0- 1	0- 0	0- 0	NEUTRAL	0- 0	0- 1	0- 0				
0- 5	0- 0	0- 0	CONFERENCE	0- 0	0- 0	0- 5				
0- 2	0- 0	0- 0	HOME	0- 0	0- 0	0- 2				
0- 3	0- 0	0- 0	AWAY	0- 0	0- 0	0- 3				
0- 0	0- 0	0- 0	NEUTRAL	0- 0	0- 0	0- 0				

RPI 1-25				RPI 26-50				RPI 51-100				RPI 101+ Team's RPI: 330			
RPI	S	Opponent	Score	RPI	S	Opponent	Score	RPI	S	Opponent	Score	RPI	S	Opponent	Score
20	A	Kentucky	39 99	35	A	Georgi a Tech	49 84					124	A	Tennessee Tech	58 77
												150	N	North Ala.	66 89
												170	H	Mercer	67 69
												199	A	UNC Asheville	49 74
												205	A	Coastal Caro.	59 77
												233	A	Furman	55 65
												236	H	Samford	42 75
												241	H	Gardner-Webb	52 62
												251	H	Campbell	37 63
												266	H	N. C. A&T	51 69
												277	A	Wofford	65 91
												278	A	Winthrop	65 57
												294	H	South Carolina St.	39 54
												317	A	NJIT	71 79
												318	A	UNC Greensboro	59 71
												341	H	USC Upstate	68 64

LAST 12 Division I GAMES:															
233	A	Furman	55 65	318	A	UNC Greensboro	59 71								
277	A	Wofford	65 91	236	H	Samford	42 75								
241	H	Gardner-Webb	52 62	170	H	Mercer	67 69								
294	H	South Carolina St.	39 54	341	H	USC Upstate	68 64								
278	A	Winthrop	65 57	266	H	N. C. A&T	51 69								
20	A	Kentucky	39 99	150	N	North Ala.	66 89								

Non-Div I Games: North Greenville 71 44 Young Harris 63 54

Western Caro.

Average RPI Win:	260	WON-LOST	WINNING	LAST 10	STRENGTH OF	OPP. STRENGTH	TEAM	ADJ.	CONF.	ADJ CONF.
Average RPI Loss:	128	RECORD	PCT. RANK	GAMES	SCHEDULE	OF SCHEDULE	RPI	RPI	RPI	RPI
DIV. I ONLY	6- 13	267	5-5	130	186	229	229	18	18	
DIV. I NON-CONF.	2- 9	297	0- 0	80	159	252	252	17	17	

TOTALS	RPI 1-25	RPI 26-50	W-L RECORDS	RPI 51-100	RPI 101-150	RPI 150+				
6- 13	0- 1	0- 5	OVERALL	0- 0	0- 1	6- 6				
4- 3	0- 1	0- 2	HOME	0- 0	0- 0	4- 0				
1- 7	0- 0	0- 3	AWAY	0- 0	0- 0	1- 4				
1- 3	0- 0	0- 0	NEUTRAL	0- 0	0- 1	1- 2				
2- 9	0- 1	0- 3	NON-CONFERENCE	0- 0	0- 1	2- 4				
1- 2	0- 1	0- 1	HOME	0- 0	0- 0	1- 0				
0- 4	0- 0	0- 2	AWAY	0- 0	0- 0	0- 2				
1- 3	0- 0	0- 0	NEUTRAL	0- 0	0- 1	1- 2				
4- 4	0- 0	0- 2	CONFERENCE	0- 0	0- 0	4- 2				
3- 1	0- 0	0- 1	HOME	0- 0	0- 0	3- 0				
1- 3	0- 0	0- 1	AWAY	0- 0	0- 0	1- 2				
0- 0	0- 0	0- 0	NEUTRAL	0- 0	0- 0	0- 0				

RPI 1-25				RPI 26-50				RPI 51-100				RPI 101+ Team's RPI: 229			
RPI	S	Opponent	Score	RPI	S	Opponent	Score	RPI	S	Opponent	Score	RPI	S	Opponent	Score
13	H	Drake	71 98	26	A	Purdue	60 81					110	N	Northern Ill.	61 86
				32	A	South Dakota	49 92					155	A	Bradley	68 82
				34	H	South Dakota St.	84 93					166	H	Denver	87 78
				38	A	Butler	51 92					175	A	Oral Roberts	64 68
				39	H	Missouri	64 89					204	A	Southeast Mo. St.	71 81
												213	A	North Dakota	92 80
												233	N	Furman	85 78
												267	N	Eastern Ill.	62 64
												268	N	UTEP	72 84
												307	H	Austin Peay	77 72
												309	A	North Dakota St.	60 68
												311	H	Omaha	78 70
												331	H	Purdue Fort Wayne	73 59

LAST 12 Division I GAMES:															
213	A	North Dakota	92 80	32	A	South Dakota	49 92								
309	A	North Dakota St.	60 68	331	H	Purdue Fort Wayne	73 59								
175	A	Oral Roberts	64 68	311	H	Omaha	78 70								
166	H	Denver	87 78	268	N	UTEP	72 84								
34	H	South Dakota St.	84 93	110	N	Northern Ill.	61 86								
233	N	Furman	85 78	267	N	Eastern Ill.	62 64								

Non-Div I Games: MacMurray 136 39 William Woods 81 73

Western III.

Average RPI	Win:	205	WON-LOST	WINNING	LAST 10	STRENGTH OF	OPP. STRENGTH	TEAM	ADJ.	CONF.	ADJ CONF.
Average RPI	Loss:	66	RECORD	PCT. RANK	GAMES	SCHEDULE	OF SCHEDULE	RPI	RPI	RPI	RPI
DIV. I ONLY		10- 9		159	7-3	82	23	122	122	16	16
DIV. I NON-CONF.		4- 8		241	0- 1	35	3	127	127	18	18

TOTALS	RPI 1-25		RPI 26-50		W-L RECORDS	RPI 51-100		RPI 101-150		RPI 150+	
10- 9	0- 5		0- 1		OVERALL	2- 0		1- 1		7- 2	
6- 4	0- 2		0- 0		HOME	1- 0		1- 0		4- 2	
3- 3	0- 2		0- 0		AWAY	1- 0		0- 1		2- 0	
1- 2	0- 1		0- 1		NEUTRAL	0- 0		0- 0		1- 0	
4- 8	0- 5		0- 1		NON-CONFERENCE	1- 0		0- 1		3- 1	
2- 3	0- 2		0- 0		HOME	0- 0		0- 0		2- 1	
1- 3	0- 2		0- 0		AWAY	1- 0		0- 1		0- 0	
1- 2	0- 1		0- 1		NEUTRAL	0- 0		0- 0		1- 0	
6- 1	0- 0		0- 0		CONFERENCE	1- 0		1- 0		4- 1	
4- 1	0- 0		0- 0		HOME	1- 0		1- 0		2- 1	
2- 0	0- 0		0- 0		AWAY	0- 0		0- 0		2- 0	
0- 0	0- 0		0- 0		NEUTRAL	0- 0		0- 0		0- 0	

RPI	S	Opponent	Score	RPI	S	Opponent	Score	RPI	S	Opponent	Score	RPI	S	Opponent	Score
1	A	Notre Dame	53 94	41	N	Oregon St.	60 74	67	H	Old Domini on	75 60	140	A	Oklahoma	83 90
3	H	Louisville	80 102					76	A	Little Rock	68 56	147	H	Loui si ana Tech	81 76
10	H	Iowa	67 104									164	H	Charlotte	76 58
14	N	Gonzaga	55 76									168	H	Southern Ill.	83 76
22	A	Central Mich.	90 108									178	H	Southern Mi ss.	56 69
												189	H	Ball St.	83 86
												249	H	Marshall	85 55
												256	N	ETSU	82 68
												282	A	Fla. Atlantic	81 50
												321	H	Morgan St.	90 43
												322	A	FIU	94 82

Team's RPI: 122															
LAST 12 Division I GAMES:															
178	H	Southern Mi ss.	56 69	14	N	Gonzaga	55 76	256	N	ETSU	82 68				
282	A	Fla. Atlantic	81 50					147	H	Loui si ana Tech	81 76				
322	A	FIU	94 82					1	A	Notre Dame	53 94				
249	H	Marshall	85 55					189	H	Ball St.	83 86				
67	H	Old Domini on	75 60					76	A	Little Rock	68 56				
164	H	Charlotte	76 58												

Non-Div I Games: Union (TN) 77 65 Bel larmi ne 95 57

Western Ky.

Average RPI Win:	289	WON-LOST	WINNING	LAST 10	STRENGTH OF	OPP. STRENGTH	TEAM	ADJ.	CONF.	ADJ CONF.
Average RPI Loss:	146	RECORD	PCT. RANK	GAMES	SCHEDULE	OF SCHEDULE	RPI	RPI	RPI	RPI
DIV. I ONLY	7- 9	210	5-5	323	199	279	279	8	8	
DIV. I NON-CONF.	5- 5	162	0- 0	348	267	326	326	8	8	

TOTALS	RPI 1-25	RPI 26-50	W-L RECORDS	RPI 51-100	RPI 101-150	RPI 150+				
7- 9	0- 0	0- 1	OVERALL	0- 2	0- 0	7- 6				
2- 6	0- 0	0- 1	HOME	0- 2	0- 0	2- 3				
4- 2	0- 0	0- 0	AWAY	0- 0	0- 0	4- 2				
1- 1	0- 0	0- 0	NEUTRAL	0- 0	0- 0	1- 1				
5- 5	0- 0	0- 0	NON-CONFERENCE	0- 1	0- 0	5- 4				
2- 3	0- 0	0- 0	HOME	0- 1	0- 0	2- 2				
2- 1	0- 0	0- 0	AWAY	0- 0	0- 0	2- 1				
1- 1	0- 0	0- 0	NEUTRAL	0- 0	0- 0	1- 1				
2- 4	0- 0	0- 1	CONFERENCE	0- 1	0- 0	2- 2				
0- 3	0- 0	0- 1	HOME	0- 1	0- 0	0- 1				
2- 1	0- 0	0- 0	AWAY	0- 0	0- 0	2- 1				
0- 0	0- 0	0- 0	NEUTRAL	0- 0	0- 0	0- 0				

RPI 1-25				RPI 26-50				RPI 51-100				RPI 101+ Team's RPI: 279			
RPI	S	Opponent	Score	RPI	S	Opponent	Score	RPI	S	Opponent	Score	RPI	S	Opponent	Score
				30	H	Buffal o	59 61	61	H	Mi chi gan	42 79	158	H	Akron	59 72
								84	H	Tol edo	57 80	172	H	New Mexico St.	54 66
												177	A	Eastern Mi ch.	61 64
												189	A	Ball St.	65 62
												203	A	Ole Miss	66 69
												213	N	North Dakota	50 62
												218	H	Loyola Chi cago	53 64
												228	A	Bowling Green	84 82
												282	A	Fla. Atlantic	69 59
												314	H	Eastern Ky.	64 53
												331	H	Purdue Fort Wayne	69 61
												335	A	Detroit Mercy	54 44
												347	N	Flori da A&M	69 50
LAST 12 Division I GAMES:															
				177	A	Eastern Mi ch.	61 64	189	A	Ball St.	65 62				
				158	H	Akron	59 72	30	H	Buffal o	59 61				
				228	A	Bowling Green	84 82	84	H	Tol edo	57 80				
				347	N	Flori da A&M	69 50	335	A	Detroit Mercy	54 44				
				213	N	North Dakota	50 62	218	H	Loyola Chi cago	53 64				
				282	A	Fla. Atlantic	69 59	314	H	Eastern Ky.	64 53				

Non-Div I Games: Saginaw Valley 75 51

Western Mich.

Average RPI Win:	222	WON-LOST	WINNING	LAST 10	STRENGTH OF	OPP. STRENGTH	TEAM	ADJ.	CONF.	ADJ CONF.
Average RPI Loss:	125	RECORD	PCT. RANK	GAMES	SCHEDULE	OF SCHEDULE	RPI	RPI	RPI	RPI
DIV. I ONLY	8- 11	218	3-7	204	151	259	259	9	9	
DIV. I NON-CONF.	7- 6	153	0- 1	227	179	243	243	9	9	

TOTALS	RPI 1-25	RPI 26-50	W-L RECORDS	RPI 51-100	RPI 101-150	RPI 150+				
8- 11	0- 0	0- 1	OVERALL	1- 4	2- 3	5- 3				
7- 5	0- 0	0- 0	HOME	1- 2	1- 2	5- 1				
1- 3	0- 0	0- 0	AWAY	0- 0	1- 1	0- 2				
0- 3	0- 0	0- 1	NEUTRAL	0- 2	0- 0	0- 0				
7- 6	0- 0	0- 1	NON-CONFERENCE	1- 4	1- 1	5- 0				
7- 3	0- 0	0- 0	HOME	1- 2	1- 1	5- 0				
0- 0	0- 0	0- 0	AWAY	0- 0	0- 0	0- 0				
0- 3	0- 0	0- 1	NEUTRAL	0- 2	0- 0	0- 0				
1- 5	0- 0	0- 0	CONFERENCE	0- 0	1- 2	0- 3				
0- 2	0- 0	0- 0	HOME	0- 0	0- 1	0- 1				
1- 3	0- 0	0- 0	AWAY	0- 0	1- 1	0- 2				
0- 0	0- 0	0- 0	NEUTRAL	0- 0	0- 0	0- 0				

RPI	S	Opponent	Score	RPI	S	Opponent	Score	RPI	S	Opponent	Score	RPI	S	Opponent	Score
				32	N	South Dakota	64 73	68	N	Northwestern	43 65	102	H	Houston	58 66
								81	H	Creighton	71 83	119	A	Tulane	62 44
								87	H	Oklahoma St.	47 60	124	H	Tennessee Tech	45 55
								93	H	Missouri St.	63 60	138	A	Tulsa	49 63
								97	N	Washington St.	59 85	147	H	Louisiana Tech	70 56
												180	H	Grambling	70 61
												195	A	SMU	50 78
												220	H	Sam Houston St.	63 55
												223	H	Memphis	50 71
												230	A	East Carolina	56 78
												338	H	Houston Baptist	68 50
												339	H	Savannah St.	66 50
												343	H	Ark.-Pine Bluff	76 39

LAST 12 Division I GAMES:															
				195	A	SMU	50 78	97	N	Washington St.	59 85				
				223	H	Memphis	50 71	119	A	Tulane	62 44				
				230	A	East Carolina	56 78	102	H	Houston	58 66				
				138	A	Tulsa	49 63	180	H	Grambling	70 61				
				339	H	Savannah St.	66 50	81	H	Creighton	71 83				
				68	N	Northwestern	43 65	124	H	Tennessee Tech	45 55				

Non-Div I Games:

Wichita St.

Average RPI Win:	238	WON-LOST	WINNING	LAST 10	STRENGTH OF	OPP. STRENGTH	TEAM	ADJ.	CONF.	ADJ CONF.
Average RPI Loss:	120	RECORD	PCT. RANK	GAMES	SCHEDULE	OF SCHEDULE	RPI	RPI	RPI	RPI
DIV. I ONLY	10- 7	121	6-4	186	237	145	145	10	10	
DIV. I NON-CONF.	7- 4	109	0- 0	216	286	136	136	12	12	

TOTALS	RPI 1-25	RPI 26-50	W-L RECORDS	RPI 51-100	RPI 101-150	RPI 150+				
10- 7	0- 0	0- 1	OVERALL	0- 3	1- 2	9- 1				
6- 2	0- 0	0- 0	HOME	0- 0	1- 1	5- 1				
4- 5	0- 0	0- 1	AWAY	0- 3	0- 1	4- 0				
0- 0	0- 0	0- 0	NEUTRAL	0- 0	0- 0	0- 0				
7- 4	0- 0	0- 0	NON-CONFERENCE	0- 2	0- 2	7- 0				
4- 1	0- 0	0- 0	HOME	0- 0	0- 1	4- 0				
3- 3	0- 0	0- 0	AWAY	0- 2	0- 1	3- 0				
0- 0	0- 0	0- 0	NEUTRAL	0- 0	0- 0	0- 0				
3- 3	0- 0	0- 1	CONFERENCE	0- 1	1- 0	2- 1				
2- 1	0- 0	0- 0	HOME	0- 0	1- 0	1- 1				
1- 2	0- 0	0- 1	AWAY	0- 1	0- 0	1- 0				
0- 0	0- 0	0- 0	NEUTRAL	0- 0	0- 0	0- 0				

RPI 1-25				RPI 26-50				RPI 51-100				RPI 101+ Team's RPI: 145			
RPI	S	Opponent	Score	RPI	S	Opponent	Score	RPI	S	Opponent	Score	RPI	S	Opponent	Score
				47	A	James Madison	48 65	53	A	Northeastern	74 88	136	H	VCU	55 72
								67	A	Old Dominion	69 83	139	H	UNCW	70 64
								100	A	Hartford	45 50	144	A	Davidsen	65 76
												187	H	George Washington	73 59
												191	H	Elon	65 60
												226	H	Howard	88 75
												230	H	East Carolina	63 43
												261	A	Hofstra	60 55
												271	H	Richmond	65 55
												273	A	Norfolk St.	55 44
												291	H	Col. of Charleston	54 66
												300	A	Loyola Maryland	65 49
												302	A	Fairfield	60 54

LAST 12 Division I GAMES:															
139	H	UNCW	70 64	47	A	James Madison	48 65	191	H	Elon	65 60				
53	A	Northeastern	74 88	291	H	Col. of Charleston	54 66	271	H	Richmond	65 55				
261	A	Hofstra	60 55	302	A	Fairfield	60 54	100	A	Hartford	45 50				
187	H	George Washington	73 59												
273	A	Norfolk St.	55 44												
67	A	Old Dominion	69 83												

Non-Div I Games:

William & Mary

Average RPI Win:	292	WON-LOST	WINNING	LAST 10	STRENGTH OF	OPP. STRENGTH	TEAM	ADJ.	CONF.	ADJ CONF.
Average RPI Loss:	207	RECORD	PCT. RANK	GAMES	SCHEDULE	OF SCHEDULE	RPI	RPI	RPI	RPI
DIV. I ONLY	9- 9	169	5-5	341	336	278	278	28	28	
DIV. I NON-CONF.	4- 6	212	0- 0	326	317	279	279	29	29	

TOTALS	RPI 1-25	RPI 26-50	W-L RECORDS	RPI 51-100	RPI 101-150	RPI 150+				
9- 9	0- 0	0- 1	OVERALL	0- 0	0- 2	9- 6				
5- 3	0- 0	0- 0	HOME	0- 0	0- 0	5- 3				
4- 6	0- 0	0- 1	AWAY	0- 0	0- 2	4- 3				
0- 0	0- 0	0- 0	NEUTRAL	0- 0	0- 0	0- 0				
4- 6	0- 0	0- 1	NON-CONFERENCE	0- 0	0- 1	4- 4				
2- 1	0- 0	0- 0	HOME	0- 0	0- 0	2- 1				
2- 5	0- 0	0- 1	AWAY	0- 0	0- 1	2- 3				
0- 0	0- 0	0- 0	NEUTRAL	0- 0	0- 0	0- 0				
5- 3	0- 0	0- 0	CONFERENCE	0- 0	0- 1	5- 2				
3- 2	0- 0	0- 0	HOME	0- 0	0- 0	3- 2				
2- 1	0- 0	0- 0	AWAY	0- 0	0- 1	2- 0				
0- 0	0- 0	0- 0	NEUTRAL	0- 0	0- 0	0- 0				

RPI	S	Opponent	Score	RPI	S	Opponent	Score	RPI	S	Opponent	Score	RPI	S	Opponent	Score
47	A	James Madison	39 56									109	A	Georgia	39 85
												126	A	Radford	49 70
												174	A	Wisconsin	41 76
												186	H	Hampton	63 84
												191	H	Elon	58 57
												241	A	Gardner-Webb	64 62
												251	A	Campbell	59 46
												269	A	Ga. Southern	55 64
												277	A	Wofford	53 70
												291	A	Col. of Charleston	71 64
												294	A	South Carolina St.	58 50
												326	H	Presbyterian	55 52
												330	H	Western Caro.	57 65
												334	H	Charleston So.	57 52
												341	H	USC Upstate	50 76
												348	H	Longwood	77 69
												349	H	N.C. Central	66 41
LAST 12 Division I GAMES:															
251	A	Campbell	59 46	326	H	Presbyterian	55 52								
126	A	Radford	49 70	186	H	Hampton	63 84								
341	H	USC Upstate	50 76	241	A	Gardner-Webb	64 62								
334	H	Charleston So.	57 52	269	A	Ga. Southern	55 64								
348	H	Longwood	77 69	191	H	Elon	58 57								
330	H	Western Caro.	57 65	294	A	South Carolina St.	58 50								

Non-Div I Games: Newberry

63

67

Winthrop

Average RPI Win:	227	WON-LOST	WINNING	LAST 10	STRENGTH OF	OPP. STRENGTH	TEAM	ADJ.	CONF.	ADJ CONF.
Average RPI Loss:	75	RECORD	PCT. RANK	GAMES	SCHEDULE	OF SCHEDULE	RPI	RPI	RPI	RPI
DIV. I ONLY	10- 10	169	3-7	138	92	174	174	4	4	
DIV. I NON-CONF.	9- 3	61	0- 0	290	219	160	160	5	5	

TOTALS	RPI 1-25	RPI 26-50	W-L RECORDS	RPI 51-100	RPI 101-150	RPI 150+				
10- 10	0- 1	1- 2	OVERALL	0- 5	2- 2	7- 0				
7- 4	0- 0	1- 1	HOME	0- 2	1- 1	5- 0				
1- 5	0- 1	0- 0	AWAY	0- 3	0- 1	1- 0				
2- 1	0- 0	0- 1	NEUTRAL	0- 0	1- 0	1- 0				
9- 3	0- 0	0- 1	NON-CONFERENCE	0- 2	2- 0	7- 0				
6- 1	0- 0	0- 0	HOME	0- 1	1- 0	5- 0				
1- 1	0- 0	0- 0	AWAY	0- 1	0- 0	1- 0				
2- 1	0- 0	0- 1	NEUTRAL	0- 0	1- 0	1- 0				
1- 7	0- 1	1- 1	CONFERENCE	0- 3	0- 2	0- 0				
1- 3	0- 0	1- 1	HOME	0- 1	0- 1	0- 0				
0- 4	0- 1	0- 0	AWAY	0- 2	0- 1	0- 0				
0- 0	0- 0	0- 0	NEUTRAL	0- 0	0- 0	0- 0				

RPI 1-25				RPI 26-50				RPI 51-100				RPI 101+				Team's RPI: 174
RPI	S	Opponent	Score	RPI	S	Opponent	Score	RPI	S	Opponent	Score	RPI	S	Opponent	Score	
10	A	Iowa	53 71	26	H	Purdue	76 69	52	H	Duke	53 60	111	N	Pittsburgh	57 42	
				29	H	Indiana	68 75	68	A	Northwestern	46 72	125	H	IUPUI	65 64	
				50	N	Arkansas	68 69	80	A	Green Bay	46 55	132	A	Minnesota	56 74	
								96	A	Penn St.	64 71	132	H	Minnesota	50 78	
								96	H	Penn St.	59 65	192	A	Milwaukee	68 57	
												249	H	Marshall	67 49	
												278	H	Winthrop	76 41	
												292	N	Tennessee St.	58 53	
												309	H	North Dakota St.	64 53	
												340	H	Evansville	96 60	
												344	H	Chicago St.	85 38	

LAST 12 Division I GAMES:																
29	H	Indiana	68 75	96	H	Penn St.	59 65	132	H	Minnesota	50 78	344	H	Chicago St.	85 38	
10	A	Iowa	53 71	68	A	Northwestern	46 72	80	A	Green Bay	46 55					
96	A	Penn St.	64 71					249	H	Marshall	67 49					
26	H	Purdue	76 69													
132	A	Minnesota	56 74													
340	H	Evansville	96 60													

Non-Div I Games:

Wisconsin

Average RPI Win: **296**
 Average RPI Loss: **185**

WON-LOST
RECORD

WINNING
PCT. RANK

LAST 10
GAMES

STRENGTH OF
SCHEDULE

OPP. STRENGTH
OF SCHEDULE

TEAM
RPI

ADJ.
RPI

CONF.
RPI

ADJ CONF.
RPI

DIV. I ONLY	7- 10	226	4-6	339	238	277	277	24	24
DIV. I NON-CONF.	5- 7	206	0- 0	308	281	249	249	25	25
TOTALS	RPI 1-25	RPI 26-50	W-L RECORDS	RPI 51-100	RPI 101-150	RPI 150+			
7- 10	0- 0	0- 2	OVERALL	0- 0	0- 2	7- 6			
5- 0	0- 0	0- 0	HOME	0- 0	0- 0	5- 0			
2- 10	0- 0	0- 2	AWAY	0- 0	0- 2	2- 6			
0- 0	0- 0	0- 0	NEUTRAL	0- 0	0- 0	0- 0			
5- 7	0- 0	0- 2	NON-CONFERENCE	0- 0	0- 1	5- 4			
3- 0	0- 0	0- 0	HOME	0- 0	0- 0	3- 0			
2- 7	0- 0	0- 2	AWAY	0- 0	0- 1	2- 4			
0- 0	0- 0	0- 0	NEUTRAL	0- 0	0- 0	0- 0			
2- 3	0- 0	0- 0	CONFERENCE	0- 0	0- 1	2- 2			
2- 0	0- 0	0- 0	HOME	0- 0	0- 0	2- 0			
0- 3	0- 0	0- 0	AWAY	0- 0	0- 1	0- 2			
0- 0	0- 0	0- 0	NEUTRAL	0- 0	0- 0	0- 0			

RPI	S	Opponent	Score	RPI	S	Opponent	Score	RPI	S	Opponent	Score	RPI	S	Opponent	Score	Team's RPI: 277
35	A	Georgia Tech	40 81	40	A	Clemson	77 85					120	A	Chattanooga	82 89	
												130	A	Appalachian St.	70 94	
												164	A	Charlotte	63 85	
												199	A	UNC Asheville	46 60	
												233	A	Furman	50 63	
												241	H	Gardner-Webb	59 53	
												256	A	ETSU	79 92	
												269	A	Ga. Southern	81 65	
												278	H	Winthrop	70 53	
												291	H	Col. of Charleston	78 58	
												318	H	UNC Greensboro	93 66	
												326	A	Presbyterian	50 61	
												330	H	Western Caro.	91 65	
												348	A	Longwood	101 72	
												349	A	N.C. Central	59 66	
LAST 12 Division I GAMES:																
318	H	UNC Greensboro	93 66	233	A	Furman	50 63									
330	H	Western Caro.	91 65	256	A	ETSU	79 92									
35	A	Georgia Tech	40 81	120	A	Chattanooga	82 89									
130	A	Appalachian St.	70 94	241	H	Gardner-Webb	59 53									
349	A	N.C. Central	59 66	199	A	UNC Asheville	46 60									
348	A	Longwood	101 72	278	H	Winthrop	70 53									

Non-Div I Games: Warren Wilson 107 30 Southern Wesleyan 110 47 Brevard 106 52

Wofford

Average RPI Win: **162**
 Average RPI Loss: **78**

WON-LOST
RECORD

WINNING
PCT. RANK

LAST 10
GAMES

STRENGTH OF
SCHEDULE

OPP. STRENGTH
OF SCHEDULE


























TEAM
RPI

ADJ.
RPI

CONF.
RPI

ADJ CONF.
RPI

DIV. I ONLY	9- 5	104	7-3	51	120	63	63	13	13
DIV. I NON-CONF.	5- 2	82	0- 0	38	60	25	25	13	13
TOTALS	RPI 1-25	RPI 26-50	W-L RECORDS	RPI 51-100	RPI 101-150	RPI 150+			
9- 5	0- 0	1- 2	OVERALL	1- 2	1- 0	6- 1			
7- 1	0- 0	1- 1	HOME	1- 0	1- 0	4- 0			
1- 4	0- 0	0- 1	AWAY	0- 2	0- 0	1- 1			
1- 0	0- 0	0- 0	NEUTRAL	0- 0	0- 0	1- 0			
5- 2	0- 0	1- 1	NON-CONFERENCE	0- 1	1- 0	3- 0			
4- 0	0- 0	1- 0	HOME	0- 0	1- 0	2- 0			
0- 2	0- 0	0- 1	AWAY	0- 1	0- 0	0- 0			
1- 0	0- 0	0- 0	NEUTRAL	0- 0	0- 0	1- 0			
4- 3	0- 0	0- 1	CONFERENCE	1- 1	0- 0	3- 1			
3- 1	0- 0	0- 1	HOME	1- 0	0- 0	2- 0			
1- 2	0- 0	0- 0	AWAY	0- 1	0- 0	1- 1			
0- 0	0- 0	0- 0	NEUTRAL	0- 0	0- 0	0- 0			

RPI S Opponent	Score	RPI S Opponent	Score	RPI S Opponent	Score	RPI S Opponent	Score
34  South Dakota St.	77 70	64  Boise St.	64 72	105  Idaho	64 61		
44  New Mexico	75 78	64  Boise St.	64 52	151  Montana St.	66 58		
48  Saint Mary's (CA)	84 90	73  Pacific	64 70	160  Utah St.	42 50		
				166  Denver	78 74		
				183 N North Texas	53 49		
				208  UNLV	90 62		
				221  San Diego St.	87 45		
				328  San Jose St.	70 56		
LAST 12 Division I GAMES:							
160  Utah St.	42 50	64  Boise St.	64 52				
221  San Diego St.	87 45	328  San Jose St.	70 56				
208  UNLV	90 62	44  New Mexico	75 78				
64  Boise St.	64 72	166  Denver	78 74				
34  South Dakota St.	77 70	151  Montana St.	66 58				
105  Idaho	64 61	73  Pacific	64 70				

Non-Div I Games: Chadron St. 80 33 UC-Col o. Springs 98 37

Wyoming

Average RPI Win: 227
Average RPI Loss: 76

WON-LOST
RECORD

WINNING
PCT. RANK

LAST 10
GAMES

STRENGTH OF
SCHEDULE

OPP. STRENGTH
OF SCHEDULE

TEAM
RPI

ADJ.
RPI

CONF.
RPI

ADJ CONF.
RPI

DIV. I ONLY	10- 9	159	3-7	157	110	182	182	5	5
DIV. I NON-CONF.	9- 2	43	0- 0	291	276	146	146	4	4
TOTALS	RPI 1-25	RPI 26-50	W-L RECORDS	RPI 51-100	RPI 101-150	RPI 150+			
10- 9	0- 1	0- 2	OVERALL	1- 4	3- 2	6- 0			
9- 4	0- 1	0- 1	HOME	1- 0	2- 2	6- 0			
1- 5	0- 0	0- 1	AWAY	0- 4	1- 0	0- 0			
0- 0	0- 0	0- 0	NEUTRAL	0- 0	0- 0	0- 0			
9- 2	0- 0	0- 0	NON-CONFERENCE	0- 1	3- 1	6- 0			
8- 1	0- 0	0- 0	HOME	0- 0	2- 1	6- 0			
1- 1	0- 0	0- 0	AWAY	0- 1	1- 0	0- 0			
0- 0	0- 0	0- 0	NEUTRAL	0- 0	0- 0	0- 0			
1- 7	0- 1	0- 2	CONFERENCE	1- 3	0- 1	0- 0			
1- 3	0- 1	0- 1	HOME	1- 0	0- 1	0- 0			
0- 4	0- 0	0- 1	AWAY	0- 3	0- 0	0- 0			
0- 0	0- 0	0- 0	NEUTRAL	0- 0	0- 0	0- 0			

RPI	S	Opponent	Score	RPI	S	Opponent	Score	RPI	S	Opponent	Score	RPI	S	Opponent	Score	Team's RPI: 182
12	H	Marquette	44 90	38	H	Butler	41 63	78	A	Providence	58 71	107	H	St. John's (NY)	57 76	
				45	A	Villanova	71 75	81	A	Creighton	62 66	115	A	Wake Forest	62 50	
								91	H	Seton Hall	63 62	124	H	Tennessee Tech	70 60	
								95	A	Georgetown	61 68	132	H	Minnesota	53 78	
								98	A	Cincinnati	61 79	150	H	North Ala.	94 81	
												228	H	Bowling Green	65 49	
												240	H	Alabama St.	87 58	
												302	H	Fairfield	48 35	
												327	H	New Orleans	61 45	
												344	H	Chicago St.	91 57	
												346	H	Delaware St.	80 59	
LAST 12 Division I GAMES:																
38	H	Butler	41 63	12	H	Marquette	44 90	78	A	Providence	58 71	107	H	St. John's (NY)	57 76	
91	H	Seton Hall	63 62	81	A	Creighton	62 66	240	H	Alabama St.	87 58	98	A	Cincinnati	61 79	
107	H	St. John's (NY)	57 76	240	H	Alabama St.	87 58	98	A	Cincinnati	61 79	346	H	Delaware St.	80 59	
45	A	Villanova	71 75	98	A	Cincinnati	61 79									
95	A	Georgetown	61 68													
327	H	New Orleans	61 45													

Non-Div I Games:

Xavier

Average RPI Win:	248	WON-LOST	WINNING	LAST 10	STRENGTH OF	OPP. STRENGTH	TEAM	ADJ.	CONF.	ADJ CONF.
Average RPI Loss:	111	RECORD	PCT. RANK	GAMES	SCHEDULE	OF SCHEDULE	RPI	RPI	RPI	RPI
DIV. I ONLY	11- 6	99	7-3	197	272	104	104	11	11	
DIV. I NON-CONF.	10- 5	91	1- 0	189	295	84	84	10	10	

TOTALS	RPI 1-25	RPI 26-50	W-L RECORDS	RPI 51-100	RPI 101-150	RPI 150+				
11- 6	0- 0	0- 0	OVERALL	0- 3	1- 2	10- 1				
4- 0	0- 0	0- 0	HOME	0- 0	0- 0	4- 0				
4- 6	0- 0	0- 0	AWAY	0- 3	1- 2	3- 1				
3- 0	0- 0	0- 0	NEUTRAL	0- 0	0- 0	3- 0				
10- 5	0- 0	0- 0	NON-CONFERENCE	0- 3	1- 2	9- 0				
3- 0	0- 0	0- 0	HOME	0- 0	0- 0	3- 0				
4- 5	0- 0	0- 0	AWAY	0- 3	1- 2	3- 0				
3- 0	0- 0	0- 0	NEUTRAL	0- 0	0- 0	3- 0				
1- 1	0- 0	0- 0	CONFERENCE	0- 0	0- 0	1- 1				
1- 0	0- 0	0- 0	HOME	0- 0	0- 0	1- 0				
0- 1	0- 0	0- 0	AWAY	0- 0	0- 0	0- 1				
0- 0	0- 0	0- 0	NEUTRAL	0- 0	0- 0	0- 0				

RPI 1-25				RPI 26-50				RPI 51-100				RPI 101+ Team's RPI: 104					
RPI	S	Opponent	Score	RPI	S	Opponent	Score	RPI	S	Opponent	Score	RPI	S	Opponent	Score		
								66	A	SFA	57	67	107	A	St. John's (NY)	52	56
								78	A	Provi dence	42	59	110	A	Northern Ill.	80	89
								98	A	Ci nci nnati	52	66	116	A	Youngstown St.	58	56
													198	N	Saint Louis	58	52
													206	A	Brown	71	86
													206	H	Brown	84	72
													237	H	Col gate	80	61
													238	N	Ni agara	67	64
													266	N	N. C. A&T	59	49
													272	A	Vermont	58	55
													283	A	Army West Point	62	51
													296	H	Saint Peter's	72	56
													297	H	Central Conn. St.	58	46
													323	A	Wagner	74	41

LAST 12 Division I GAMES:																	
				206	H	Brown	84	72	266	N	N. C. A&T	59	49				
				206	A	Brown	71	86	66	A	SFA	57	67				
				198	N	Saint Louis	58	52	238	N	Ni agara	67	64				
				297	H	Central Conn. St.	58	46	107	A	St. John's (NY)	52	56				
				283	A	Army West Point	62	51	296	H	Saint Peter's	72	56				
				272	A	Vermont	58	55	78	A	Provi dence	42	59				

Non-Div I Games:

Yale

Average RPI Win:	228	WON-LOST	WINNING	LAST 10	STRENGTH OF	OPP. STRENGTH	TEAM	ADJ.	CONF.	ADJ CONF.
Average RPI Loss:	104	RECORD	PCT. RANK	GAMES	SCHEDULE	OF SCHEDULE	RPI	RPI	RPI	RPI
DIV. I ONLY	13- 5	62	8-2	232	226	116	116	21	21	
DIV. I NON-CONF.	6- 3	91	0- 0	101	245	78	78	19	19	

TOTALS	RPI 1-25	RPI 26-50	W-L RECORDS	RPI 51-100	RPI 101-150	RPI 150+				
13- 5	0- 0	0- 0	OVERALL	1- 3	2- 1	10- 1				
9- 1	0- 0	0- 0	HOME	1- 0	1- 1	7- 0				
4- 4	0- 0	0- 0	AWAY	0- 3	1- 0	3- 1				
0- 0	0- 0	0- 0	NEUTRAL	0- 0	0- 0	0- 0				
6- 3	0- 0	0- 0	NON-CONFERENCE	0- 2	1- 1	5- 0				
4- 1	0- 0	0- 0	HOME	0- 0	0- 1	4- 0				
2- 2	0- 0	0- 0	AWAY	0- 2	1- 0	1- 0				
0- 0	0- 0	0- 0	NEUTRAL	0- 0	0- 0	0- 0				
7- 2	0- 0	0- 0	CONFERENCE	1- 1	1- 0	5- 1				
5- 0	0- 0	0- 0	HOME	1- 0	1- 0	3- 0				
2- 2	0- 0	0- 0	AWAY	0- 1	0- 0	2- 1				
0- 0	0- 0	0- 0	NEUTRAL	0- 0	0- 0	0- 0				

RPI 1-25				RPI 26-50				RPI 51-100				RPI 101+				Team's RPI: 116
RPI	S	Opponent	Score	RPI	S	Opponent	Score	RPI	S	Opponent	Score	RPI	S	Opponent	Score	
								54	A	Bucknell	68 73	104	H	Yale	56 58	
								80	A	Green Bay	42 60	111	A	Pittsburgh	64 55	
								85	H	Wright St.	83 68	125	H	IUPUI	70 52	
								92	A	Kent St.	34 62	158	H	Akron	72 61	
												192	A	Milwaukee	68 71	
												218	H	Loyola Chicago	74 63	
												235	H	Saint Francis (PA)	80 56	
												246	H	Robert Morris	69 59	
												265	H	Cleveland St.	73 55	
												280	A	Canisius	62 36	
												288	H	Northern Ky.	77 66	
												290	A	Oakland	69 55	
												333	H	UIC	81 29	
												335	A	Detroit Mercy	85 59	

LAST 12 Division I GAMES:																
				80	A	Green Bay	42 60	265	H	Cleveland St.	73 55					
				192	A	Milwaukee	68 71	288	H	Northern Ky.	77 66					
				125	H	IUPUI	70 52	85	H	Wright St.	83 68					
				333	H	UIC	81 29	54	A	Bucknell	68 73					
				290	A	Oakland	69 55	235	H	Saint Francis (PA)	80 56					
				335	A	Detroit Mercy	85 59	280	A	Canisius	62 36					

Non-Div I Games: Thiel 76 53 Carlow 90 31

Youngstown St.