

Average RPI Win:	310	WON-LOST	WINNING	LAST 10	STRENGTH OF	OPP. STRENGTH	TEAM	ADJ.	CONF.	ADJ CONF.
Average RPI Loss:	180	RECORD	PCT. RANK	GAMES	SCHEDULE	OF SCHEDULE	RPI	RPI	RPI	RPI
DIV. I ONLY	6- 8	216	3- 5	292	348	266	266	27	27	
DIV. I NON-CONF.	3- 4	209	2- 1	265	348	259	259	26	26	

TOTALS	RPI 1-25	RPI 26-50	W-L RECORDS	RPI 51-100	RPI 101-999	RPI 201+
6- 8	0- 0	0- 0	OVERALL	0- 1	6- 7	6- 3
2- 3	0- 0	0- 0	HOME	0- 1	2- 2	2- 0
2- 5	0- 0	0- 0	AWAY	0- 0	2- 1	2- 0
2- 0	0- 0	0- 0	NEUTRAL	0- 0	2- 0	2- 0
3- 4	0- 0	0- 0	NON-CONFERENCE	0- 0	3- 4	3- 2
1- 1	0- 0	0- 0	HOME	0- 0	1- 1	1- 0
0- 3	0- 0	0- 0	AWAY	0- 0	0- 3	0- 2
2- 0	0- 0	0- 0	NEUTRAL	0- 0	2- 0	2- 0
3- 4	0- 0	0- 0	CONFERENCE	0- 1	3- 3	3- 1
1- 2	0- 0	0- 0	HOME	0- 1	1- 1	1- 0
2- 2	0- 0	0- 0	AWAY	0- 0	2- 2	2- 1
0- 0	0- 0	0- 0	NEUTRAL	0- 0	0- 0	0- 0

RPI 1-25	RPI 26-50	RPI 51-100	RPI 101+	Team's RPI: 266
RPI S Opponent Score	RPI S Opponent Score	RPI S Opponent Score	RPI S Opponent Score	
		95 H Central Ark. 50 58	111 H Rice 56 67	
			124 A UTEP 49 69	
			137 H Lamar University 31 70	
			190 A New Orleans 49 66	
			220 A Abilene Christian 59 61	
			247 A New Mexico St. 61 70	
			263 H Nicholls St. 76 55	
			295 N Prairie View 72 62	
			316 A UTRGV 53 56	
			316 H UTRGV 71 41	
			321 A Northwestern St. 62 56	
			331 A Sam Houston St. 67 57	
			335 N Florida A&M 58 55	
LAST 12 Division I GAMES:				
220 A Abilene Christian 59 61	95 H Central Ark. 50 58	111 H Rice 56 67		
263 H Nicholls St. 76 55	316 H UTRGV 71 41			
190 A New Orleans 49 66	335 N Florida A&M 58 55	295 N Prairie View 72 62		
331 A Sam Houston St. 67 57	247 A New Mexico St. 61 70			
321 A Northwestern St. 62 56				
137 H Lamar University 31 70				

Non-Div I Games: Tex. A&M Int'l 53 34 St. Thomas Houston 72 42 McMurry 62 43 Texas Lutheran 87 56 A&M-Corpus Christi

Loss, Non-Conf, S Site, H Home A Away N Neutral

Average RPI Win:	282	WON-LOST	WINNING	LAST 10	STRENGTH OF	OPP. STRENGTH	TEAM	ADJ.	CONF.	ADJ CONF.
Average RPI Loss:	126	RECORD	PCT. RANK	GAMES	SCHEDULE	OF SCHEDULE	RPI	RPI	RPI	RPI

DIV. I ONLY	9- 6	117	8- 2	304	291	220	220	27	27
DIV. I NON-CONF.	2- 4	239	1- 1	191	172	251	251	26	26

TOTALS	RPI 1-25	RPI 26-50	W-L RECORDS	RPI 51-100	RPI 101-999	RPI 201+			
9- 6	0- 0	0- 1	OVERALL	0- 2	9- 3	7- 2			
7- 1	0- 0	0- 1	HOME	0- 0	7- 0	5- 0			
1- 4	0- 0	0- 0	AWAY	0- 2	1- 2	1- 1			
1- 1	0- 0	0- 0	NEUTRAL	0- 0	1- 1	1- 1			
2- 4	0- 0	0- 1	NON-CONFERENCE	0- 1	2- 2	1- 2			
1- 1	0- 0	0- 1	HOME	0- 0	1- 0	0- 0			
0- 2	0- 0	0- 0	AWAY	0- 1	0- 1	0- 1			
1- 1	0- 0	0- 0	NEUTRAL	0- 0	1- 1	1- 1			
7- 2	0- 0	0- 0	CONFERENCE	0- 1	7- 1	6- 0			
6- 0	0- 0	0- 0	HOME	0- 0	6- 0	5- 0			
1- 2	0- 0	0- 0	AWAY	0- 1	1- 1	1- 0			
0- 0	0- 0	0- 0	NEUTRAL	0- 0	0- 0	0- 0			

RPI	S	Opponent	Score	RPI	S	Opponent	Score	RPI	S	Opponent	Score	RPI	S	Opponent	Score	Team's RPI: 220
38	H	FGCU	55 94	84	A	Arkansas	65 79	113	A	SFA	55 66	181	H	Idaho	82 72	
				95	A	Central Ark.	45 63	190	H	New Orleans	80 70	204	N	Radford	65 71	
								219	A	SMU	44 65	266	H	A&M-Corpus Christi	61 59	
								289	A	McNeese	80 75	321	H	Northwestern St.	80 41	
								311	H	Southeastern La.	86 80	323	N	Old Dominion	74 60	
								324	H	Houston Baptist	80 68	324	H	Houston Baptist	80 68	
								331	H	Sam Houston St.	83 65					

LAST 12 Division I GAMES:																
266	H	A&M-Corpus Christi	61 59	289	A	McNeese	80 75	331	H	Sam Houston St.	83 65	190	H	New Orleans	80 70	
95	A	Central Ark.	45 63	323	N	Old Dominion	74 60	204	N	Radford	65 71	38	H	FGCU	55 94	
113	A	SFA	55 66													
321	H	Northwestern St.	80 41													
324	H	Houston Baptist	80 68													
311	H	Southeastern La.	86 80													

Non-Div I Games: Schreiner 97 48 Southwest (NM) 91 47 Howard Payne 88 46 Midwestern St. 88 67 Abilene Christian

Average RPI Win:	302	WON-LOST	WINNING	LAST 10	STRENGTH OF	OPP. STRENGTH	TEAM	ADJ.	CONF.	ADJ CONF.
Average RPI Loss:	164	RECORD	PCT. RANK	GAMES	SCHEDULE	OF SCHEDULE	RPI	RPI	RPI	RPI
DIV. I ONLY	1- 16	341	1- 9	135	203	315	315	16	16	
DIV. I NON-CONF.	0- 10	337	0- 5	95	283	315	315	16	16	

TOTALS	RPI 1-25	RPI 26-50	W-L RECORDS	RPI 51-100	RPI 101-999	RPI 201+				
1- 16	0- 1	0- 0	OVERALL	0- 2	1- 13	1- 4				
1- 9	0- 1	0- 0	HOME	0- 1	1- 7	1- 2				
0- 7	0- 0	0- 0	AWAY	0- 1	0- 6	0- 2				
0- 0	0- 0	0- 0	NEUTRAL	0- 0	0- 0	0- 0				
0- 10	0- 1	0- 0	NON-CONFERENCE	0- 1	0- 8	0- 3				
0- 5	0- 1	0- 0	HOME	0- 0	0- 4	0- 1				
0- 5	0- 0	0- 0	AWAY	0- 1	0- 4	0- 2				
0- 0	0- 0	0- 0	NEUTRAL	0- 0	0- 0	0- 0				
1- 6	0- 0	0- 0	CONFERENCE	0- 1	1- 5	1- 1				
1- 4	0- 0	0- 0	HOME	0- 1	1- 3	1- 1				
0- 2	0- 0	0- 0	AWAY	0- 0	0- 2	0- 0				
0- 0	0- 0	0- 0	NEUTRAL	0- 0	0- 0	0- 0				

RPI 1-25				RPI 26-50				RPI 51-100				RPI 101+ Team's RPI: 315			
RPI	S	Opponent	Score	RPI	S	Opponent	Score	RPI	S	Opponent	Score	RPI	S	Opponent	Score
5	H	Louisville	50 62					66	H	New Mexico	59 88	115	A	UNLV	57 69
								87	A	Navy	64 71	138	H	Colorado	43 68
												142	A	Weber St.	52 62
												151	A	SIUE	40 76
												153	H	Fresno St.	58 64
												162	A	Nevada	60 70
												173	H	Colorado St.	39 40
												191	H	Army West Point	59 65
												200	H	Denver	54 75
												211	H	Eastern Wash.	63 65
												258	H	San Jose St.	74 75
												273	A	FIU	69 70
												299	A	Utah Valley	56 59
												302	H	Utah St.	57 50
LAST 12 Division I GAMES:															
302	H	Utah St.	57 50	66	H	New Mexico	59 88								
173	H	Colorado St.	39 40	5	H	Louisville	50 62								
258	H	San Jose St.	74 75	138	H	Colorado	43 68								
115	A	UNLV	57 69	142	A	Weber St.	52 62								
162	A	Nevada	60 70	299	A	Utah Valley	56 59								
153	H	Fresno St.	58 64	191	H	Army West Point	59 65								

Non-Div I Games: Colo. Christian 66 68

Air Force

Average RPI Win: 267

Average RPI Loss: 71

WON-LOST
RECORDWINNING
PCT. RANKLAST 10
GAMESSTRENGTH OF
SCHEDULEOPP. STRENGTH
OF SCHEDULETEAM
RPIADJ.
RPICONF.
RPIADJ CONF.
RPIDIV. I ONLY
DIV. I NON-CONF.5- 13
5- 5285
1701- 9
1- 247
144115
246223
204223
2047
87
8

TOTALS

RPI 1-25

RPI 26-50

W-L RECORDS

RPI 51-100

RPI 101-999

RPI 201+

5- 13 0- 1
4- 7 0- 1
0- 5 0- 0
1- 1 0- 00- 4
0- 4
0- 0
0- 0OVERALL
HOME
AWAY
NEUTRAL0- 5
0- 1
0- 3
0- 15- 3
4- 1
0- 2
1- 04- 0
4- 0
0- 0
0- 05- 5 0- 1
4- 2 0- 1
0- 2 0- 0
1- 1 0- 00- 1
0- 1
0- 0
0- 0NON-CONFERENCE
HOME
AWAY
NEUTRAL0- 2
0- 0
0- 1
0- 15- 1
4- 0
0- 1
1- 04- 0
4- 0
0- 0
0- 00- 8 0- 0
0- 5 0- 0
0- 3 0- 0
0- 0 0- 00- 3
0- 3
0- 0
0- 0CONFERENCE
HOME
AWAY
NEUTRAL0- 3
0- 1
0- 2
0- 00- 2
0- 1
0- 1
0- 00- 0
0- 0
0- 0
0- 0

RPI 1-25

RPI S Opponent Score
25 H Maryl and 54 75

RPI 26-50

RPI S Opponent Score
28 H Buffal o 66 89
32 H Ball St. 61 74
37 H Central Mich. 86 95
38 H FGCU 63 82

RPI 51-100

RPI S Opponent Score
54 A Duquesne 60 66
64 A Tol edo 54 60
75 A Ohio 67 70
79 N Harvard 63 76
96 H Western Mi ch. 51 59

RPI 101+

Team's RPI: 223

RPI S Opponent Score
117 A Mi ami (OH) 67 75
126 H Bowling Green 64 66
151 N SIUE 59 58
157 A Bucknel l 52 63
243 H Youngstown St. 75 58
287 H Eastern Ky. 62 45
311 H Southeastern La. 66 54
345 H Winthrop 69 43

LAST 12 Division I GAMES:

96 H Western Mi ch.	51 59	64 A Tol edo	54 60
37 H Central Mich.	86 95	28 H Buffal o	66 89
117 A Mi ami (OH)	67 75	79 N Harvard	63 76
126 H Bowling Green	64 66	151 N SIUE	59 58
32 H Ball St.	61 74	54 A Duquesne	60 66
75 A Ohio	67 70	243 H Youngstown St.	75 58

Non-Div I Games: Ohio Christian 93 33

Akron

Loss, Non-Conf, S Site, H Home A Away N Neutral

Alabama

Alabama

Alabama

Page 5

Average RPI	Win: 322	WON-LOST RECORD	WINNING PCT. RANK	LAST 10 GAMES	STRENGTH OF SCHEDULE	OPP. STRENGTH OF SCHEDULE	TEAM RPI	ADJ. RPI	CONF. RPI	ADJ. CONF. RPI
Average RPI	Loss: 201									
DIV. I ONLY	8- 10	208	4- 6	346	342	285	285	32	32	
DIV. I NON-CONF.	5- 6	187	2- 3	317	331	252	252	32	32	
<hr/>										
TOTALS	RPI 1-25	RPI 26-50	W-L RECORDS	RPI 51-100	RPI 101-999	RPI 201+				
8- 10	0- 0	0- 0	OVERALL	0- 2	8- 8	8- 6				
4- 1	0- 0	0- 0	HOME	0- 0	4- 1	4- 1				
4- 8	0- 0	0- 0	AWAY	0- 0	4- 5	4- 4				
0- 1	0- 0	0- 0	NEUTRAL	0- 0	0- 1	0- 0				
5- 6	0- 0	0- 0	NON-CONFERENCE	0- 2	5- 4	5- 2				
2- 1	0- 0	0- 0	HOME	0- 0	2- 1	2- 1				
3- 4	0- 0	0- 0	AWAY	0- 2	3- 2	3- 1				
0- 1	0- 0	0- 0	NEUTRAL	0- 0	0- 1	0- 0				
3- 4	0- 0	0- 0	CONFERENCE	0- 0	3- 4	3- 4				
2- 0	0- 0	0- 0	HOME	0- 0	2- 0	2- 0				
1- 4	0- 0	0- 0	AWAY	0- 0	1- 4	1- 4				
0- 0	0- 0	0- 0	NEUTRAL	0- 0	0- 0	0- 0				

RPI 1-25				RPI 26-50				RPI 51-100				RPI 101+ Team's RPI: 285					
RPI	S	Opponent	Score	RPI	S	Opponent	Score	RPI	S	Opponent	Score	RPI	S	Opponent	Score		
								85	A	Al abama	32	90	140	N	Hartford	47	56
								92	A	UAB	58	85	172	A	Jacksonville St.	33	49
													208	A	Southern U.	62	77
													232	H	Austin Peay	52	55
													253	A	Lipscomb	50	66
													255	A	Grambling	49	78
													273	A	FIU	58	51
													276	A	Al corn	52	57
													294	A	Jackson St.	43	59
													301	H	Murray St.	71	54
													311	A	Southeastern La.	76	74
													317	A	Al abama St.	78	69
													340	H	Ark. -Pi ne Bl uff	52	49
													343	A	Tennessee St.	77	75
													346	H	Evansvi lle	70	56
													347	H	Mi ssi ssi ppi Val .	65	48
LAST 12 Division I GAMES:																	
				208	A	Southern U.	62	77					255	A	Grambling	49	78
				276	A	Al corn	52	57					253	A	Lipscomb	50	66
				317	A	Al abama St.	78	69					311	A	Southeastern La.	76	74
				347	H	Mi ssi ssi ppi Val .	65	48					92	A	UAB	58	85
				340	H	Ark. -Pi ne Bl uff	52	49					172	A	Jacksonville St.	33	49
				294	A	Jackson St.	43	59					301	H	Murray St.	71	54

Non-Div I Games:

Alabama A&M

■ Loss,
 ■ Non-Conf, S Site,
 ■ Home
 ■ Away
 N Neutral

Average RPI Win:	344	WON-LOST	WINNING	LAST 10	STRENGTH OF	OPP. STRENGTH	TEAM	ADJ.	CONF.	ADJ CONF.
Average RPI Loss:	164	RECORD	PCT. RANK	GAMES	SCHEDULE	OF SCHEDULE	RPI	RPI	RPI	RPI
DIV. I ONLY	3- 14	309	2- 7	206	328	317	317	32	32	
DIV. I NON-CONF.	1- 9	318	0- 4	38	194	255	255	32	32	

TOTALS	RPI 1-25	RPI 26-50	W-L RECORDS	RPI 51-100	RPI 101-999	RPI 201+				
3- 14	0- 2	0- 0	OVERALL	0- 3	3- 9	3- 6				
3- 3	0- 0	0- 0	HOME	0- 1	3- 2	3- 2				
0- 10	0- 2	0- 0	AWAY	0- 2	0- 6	0- 4				
0- 1	0- 0	0- 0	NEUTRAL	0- 0	0- 1	0- 0				
1- 9	0- 2	0- 0	NON-CONFERENCE	0- 3	1- 4	1- 1				
1- 2	0- 0	0- 0	HOME	0- 1	1- 1	1- 1				
0- 6	0- 2	0- 0	AWAY	0- 2	0- 2	0- 0				
0- 1	0- 0	0- 0	NEUTRAL	0- 0	0- 1	0- 0				
2- 5	0- 0	0- 0	CONFERENCE	0- 0	2- 5	2- 5				
2- 1	0- 0	0- 0	HOME	0- 0	2- 1	2- 1				
0- 4	0- 0	0- 0	AWAY	0- 0	0- 4	0- 4				
0- 0	0- 0	0- 0	NEUTRAL	0- 0	0- 0	0- 0				

RPI 1-25				RPI 26-50				RPI 51-100				RPI 101+ Team's RPI: 317			
RPI	S	Opponent	Score	RPI	S	Opponent	Score	RPI	S	Opponent	Score	RPI	S	Opponent	Score
9	A	Tennessee	51 104					67	A	Miami (FL)	31 79	113	N	SFA	50 77
20	A	South Carolina	31 99					90	H	South Ala.	47 59	159	A	Southern Miss.	35 72
								92	A	UAB	44 61	186	A	Samford	39 58
												208	A	Southern U.	58 66
												240	H	Troy	63 93
												255	A	Grambling	71 93
												276	A	Alcorn	41 73
												285	H	Alabama A&M	69 78
												294	A	Jackson St.	61 70
												340	H	Ark.-Pine Bluff	63 54
												344	H	Savannah St.	81 61
												347	H	Mississippi Val.	76 41

LAST 12 Division I GAMES:															
276	A	Alcorn	41 73	294	A	Jackson St.	61 70	92	A	UAB	44 61	67	A	Miami (FL)	31 79
208	A	Southern U.	58 66	90	H	South Ala.	47 59	9	A	Tennessee	51 104	294	A	Jackson St.	61 70
285	H	Alabama A&M	69 78	92	A	UAB	44 61	90	H	South Ala.	47 59	9	A	Tennessee	51 104
340	H	Ark.-Pine Bluff	63 54	92	A	UAB	44 61	90	H	South Ala.	47 59	9	A	Tennessee	51 104
347	H	Mississippi Val.	76 41	92	A	UAB	44 61	90	H	South Ala.	47 59	9	A	Tennessee	51 104
255	A	Grambling	71 93	92	A	UAB	44 61	90	H	South Ala.	47 59	9	A	Tennessee	51 104

Non-Div I Games: Mobile 61 50

Alabama St.

Loss,
Non-Conf,
S Site,
H Home
A Away
N Neutral

Average RPI Win:	216	WON-LOST	WINNING	LAST 10	STRENGTH OF	OPP. STRENGTH	TEAM	ADJ.	CONF.	ADJ CONF.
Average RPI Loss:	68	RECORD	PCT. RANK	GAMES	SCHEDULE	OF SCHEDULE	RPI	RPI	RPI	RPI
DIV. I ONLY	18- 3	11	9- 1	220	201	68	68	20	20	
DIV. I NON-CONF.	11- 2	23	4- 0	203	144	52	52	23	23	

TOTALS	RPI 1-25	RPI 26-50	W-L RECORDS	RPI 51-100	RPI 101-999	RPI 201+				
18- 3	0- 1	0- 1	OVERALL	3- 0	15- 1	10- 0				
8- 1	0- 0	0- 1	HOME	3- 0	5- 0	3- 0				
8- 2	0- 1	0- 0	AWAY	0- 0	8- 1	7- 0				
2- 0	0- 0	0- 0	NEUTRAL	0- 0	2- 0	0- 0				
11- 2	0- 1	0- 1	NON-CONFERENCE	2- 0	9- 0	6- 0				
4- 1	0- 0	0- 1	HOME	2- 0	2- 0	2- 0				
5- 1	0- 1	0- 0	AWAY	0- 0	5- 0	4- 0				
2- 0	0- 0	0- 0	NEUTRAL	0- 0	2- 0	0- 0				
7- 1	0- 0	0- 0	CONFERENCE	1- 0	6- 1	4- 0				
4- 0	0- 0	0- 0	HOME	1- 0	3- 0	1- 0				
3- 1	0- 0	0- 0	AWAY	0- 0	3- 1	3- 0				
0- 0	0- 0	0- 0	NEUTRAL	0- 0	0- 0	0- 0				

RPI 1-25				RPI 26-50				RPI 51-100 Team's RPI: 68				RPI 101+			
RPI	S	Opponent	Score	RPI	S	Opponent	Score	RPI	S	Opponent	Score	RPI	S	Opponent	Score
25	A	Maryland	58 91	39	H	St. John's (NY)	66 71	72	H	Maine	68 54	140	A	Hartford	55 70
								77	H	Fordham	59 52	146	N	Northern Ill.	97 91
								89	H	Dartmouth	76 61	150	N	Southern Ill.	68 57
												161	H	New Hampshire	66 53
												176	H	Binghamton	63 46
												197	A	Siena	78 63
												222	A	Holy Cross	65 56
												233	A	Stony Brook	72 68
												236	H	St. Bonaventure	69 52
												237	A	Manhattan	62 56
												291	H	Vermont	67 55
												296	A	Monmouth	68 44
												314	H	Wagner	89 44
												318	A	Central Conn. St.	72 60
												329	A	UMBC	78 75
												349	A	UMass Lowell	61 52

LAST 12 Division I GAMES:															
291	H	Vermont	67 55	161	H	New Hampshire	66 53								
329	A	UMBC	78 75	140	A	Hartford	55 70								
349	A	UMass Lowell	61 52	89	H	Dartmouth	76 61								
176	H	Binghamton	63 46	146	N	Northern Ill.	97 91								
72	H	Maine	68 54	150	N	Southern Ill.	68 57								
233	A	Stony Brook	72 68	236	H	St. Bonaventure	69 52								

Non-Div I Games:

Albany (NY)

■ Loss,
 ■ Non-Conf, S Site,
 ■ Home
 ■ Away
 N Neutral

A l c o r n

A
l
c
o
r
n

Al corn

Page 9

Average RPI Win: 203				WON-LOST RECORD		WINNING PCT. RANK		LAST 10 GAMES		STRENGTH OF SCHEDULE		OPP. STRENGTH OF SCHEDULE		TEAM RPI	ADJ. RPI	CONF. RPI	ADJ CONF. RPI
Average RPI Loss: 85																	
DIV. I ONLY				16- 4		28		10- 0		184		152		60	60	15	15
DIV. I NON-CONF.				7- 4		102		2- 1		220		109		105	105	18	18
TOTALS				RPI 1-25		RPI 26-50		W-L RECORDS		RPI 51-100		RPI 101-999		RPI 201+			
16- 4				0- 0		0- 1		OVERALL		2- 2		14- 1		8- 0			
8- 0				0- 0		0- 0		HOME		2- 0		6- 0		2- 0			
8- 3				0- 0		0- 0		AWAY		0- 2		8- 1		6- 0			
0- 1				0- 0		0- 1		NEUTRAL		0- 0		0- 0		0- 0			
7- 4				0- 0		0- 1		NON-CONFERENCE		1- 2		6- 1		4- 0			
4- 0				0- 0		0- 0		HOME		1- 0		3- 0		2- 0			
3- 3				0- 0		0- 0		AWAY		0- 2		3- 1		2- 0			
0- 1				0- 0		0- 1		NEUTRAL		0- 0		0- 0		0- 0			
9- 0				0- 0		0- 0		CONFERENCE		1- 0		8- 0		4- 0			
4- 0				0- 0		0- 0		HOME		1- 0		3- 0		0- 0			
5- 0				0- 0		0- 0		AWAY		0- 0		5- 0		4- 0			
0- 0				0- 0		0- 0		NEUTRAL		0- 0		0- 0		0- 0			

RPI 1-25				RPI 26-50				RPI 51-100				RPI 101+			
RPI	S	Opponent	Score	RPI	S	Opponent	Score	RPI	S	Opponent	Score	RPI	S	Opponent	Score
				26	N	Villanova	60 65	80	H	Penn St.	75 66	116	A	Delaware	56 72
								87	H	Navy	46 41	154	A	Tulsa	72 67
								97	A	George Mason	53 71	157	H	Bucknel I	68 58
								99	A	George Washington	44 61	179	H	Lehigh	82 64
												187	H	Boston U.	66 50
												191	A	Army West Point	64 46
												200	H	Denver	66 53
												212	H	La Salle	66 48
												218	A	Lafayette	74 67
												222	A	Holy Cross	68 63
												227	A	Loyola Maryland	71 58
												243	H	Youngstown St.	78 72
												278	A	Colgate	77 55
												291	A	Vermont	64 62
												329	A	UMBC	61 48
LAST 12 Division I GAMES:															
				222	A	Holy Cross	68 63	87	H	Navy	46 41				
				218	A	Lafayette	74 67	278	A	Colgate	77 55				
				187	H	Boston U.	66 50	157	H	Bucknel I	68 58				
				179	H	Lehigh	82 64	80	H	Penn St.	75 66				
				227	A	Loyola Maryland	71 58	99	A	George Washington	44 61				
				191	A	Army West Point	64 46	200	H	Denver	66 53				

Non-Div I Games:

American

■ Loss,
 ■ Non-Conf,
 ■ S Site,
 ■ Home
 ■ A Away
 N Neutral

Average RPI Win:	311	WON-LOST	WINNING	LAST 10	STRENGTH OF	OPP. STRENGTH	TEAM	ADJ.	CONF.	ADJ CONF.
Average RPI Loss:	149	RECORD	PCT. RANK	GAMES	SCHEDULE	OF SCHEDULE	RPI	RPI	RPI	RPI
DIV. I ONLY	5- 15	294	3- 7	240	218	284	284	23	23	
DIV. I NON-CONF.	2- 9	295	1- 2	174	222	264	264	24	24	

TOTALS	RPI 1-25	RPI 26-50	W-L RECORDS	RPI 51-100	RPI 101-999	RPI 201+				
5- 15	0- 0	0- 0	OVERALL	0- 4	5- 11	5- 4				
2- 7	0- 0	0- 0	HOME	0- 2	2- 5	2- 0				
3- 8	0- 0	0- 0	AWAY	0- 0	3- 4	3- 3				
0- 0	0- 0	0- 0	NEUTRAL	0- 0	0- 0	0- 0				
2- 9	0- 0	0- 0	NON-CONFERENCE	0- 3	2- 6	2- 3				
0- 4	0- 0	0- 0	HOME	0- 2	0- 2	0- 0				
2- 5	0- 0	0- 0	AWAY	0- 1	2- 4	2- 3				
0- 0	0- 0	0- 0	NEUTRAL	0- 0	0- 0	0- 0				
3- 6	0- 0	0- 0	CONFERENCE	0- 1	3- 5	3- 1				
2- 3	0- 0	0- 0	HOME	0- 0	2- 3	2- 0				
1- 3	0- 0	0- 0	AWAY	0- 1	1- 2	1- 1				
0- 0	0- 0	0- 0	NEUTRAL	0- 0	0- 0	0- 0				

RPI 1-25				RPI 26-50				RPI 51-100				RPI 101+				Team's RPI: 284
RPI	S	Opponent	Score	RPI	S	Opponent	Score	RPI	S	Opponent	Score	RPI	S	Opponent	Score	
								61	H	Georgia Tech	41 75	109	A	Wake Forest	49 78	
								88	A	North Carolina	43 56	121	H	Little Rock	40 52	
								90	A	South Ala.	52 54	132	H	ETSU	57 70	
								92	H	UAB	59 70	133	A	Louisiana	45 61	
												147	H	Davidson	57 59	
												166	H	Texas St.	54 69	
												178	H	UT Arlington	60 64	
												204	A	Radford	40 61	
												230	A	N. C. A&T	56 81	
												240	A	Troy	74 81	
												246	A	UNC Asheville	60 69	
												252	A	Col. of Charleston	76 70	
												313	H	Georgia St.	77 62	
												325	A	Marshall	56 54	
												330	H	Ga. Southern	87 56	
												333	A	La. -Monroe	71 67	

LAST 12 Division I GAMES:																
				121	H	Little Rock	40 52	133	A	Louisiana	45 61					
				90	A	South Ala.	52 54	178	H	UT Arlington	60 64					
				240	A	Troy	74 81	166	H	Texas St.	54 69					
				330	H	Ga. Southern	87 56	246	A	UNC Asheville	60 69					
				313	H	Georgia St.	77 62	325	A	Marshall	56 54					
				333	A	La. -Monroe	71 67	109	A	Wake Forest	49 78					

Non-Div I Games:

Appalachian St.

Average RPI	Win: 267	WON-LOST RECORD	WINNING PCT. RANK	LAST 10 GAMES	STRENGTH OF SCHEDULE	OPP. STRENGTH OF SCHEDULE	TEAM RPI	ADJ. RPI	CONF. RPI	ADJ CONF. RPI
Average RPI	Loss: 133									
DIV. I ONLY	5- 15	294	2- 8	197	112	280	280	4	4	
DIV. I NON-CONF.	4- 7	226	2- 1	343	309	339	339	3	3	

TOTALS	RPI 1-25	RPI 26-50	W-L RECORDS	RPI 51-100	RPI 101-999	RPI 201+				
5- 15	0- 4	0- 1	OVERALL	0- 3	5- 7	4- 5				
4- 6	0- 2	0- 0	HOME	0- 1	4- 3	3- 3				
1- 8	0- 2	0- 1	AWAY	0- 1	1- 4	1- 2				
0- 1	0- 0	0- 0	NEUTRAL	0- 1	0- 0	0- 0				
4- 7	0- 0	0- 0	NON-CONFERENCE	0- 1	4- 6	4- 5				
3- 3	0- 0	0- 0	HOME	0- 0	3- 3	3- 3				
1- 3	0- 0	0- 0	AWAY	0- 0	1- 3	1- 2				
0- 1	0- 0	0- 0	NEUTRAL	0- 1	0- 0	0- 0				
1- 8	0- 4	0- 1	CONFERENCE	0- 2	1- 1	0- 0				
1- 3	0- 2	0- 0	HOME	0- 1	1- 0	0- 0				
0- 5	0- 2	0- 1	AWAY	0- 1	0- 1	0- 0				
0- 0	0- 0	0- 0	NEUTRAL	0- 0	0- 0	0- 0				

RPI	S	Opponent	Score	RPI	S	Opponent	Score	RPI	S	Opponent	Score	RPI	S	Opponent	Score	Team's RPI: 280
6	A	Oregon	44 62	40	A	Oregon St.	48 88	63	N	TCU	59 68	138	A	Col orado	60 79	
22	H	Stanford	46 61					78	A	Utah	55 89	138	H	Col orado	72 63	
24	A	Cal i forni a	39 63					78	H	Utah	56 80	169	A	Loyol a Marymount	70 84	
24	H	Cal i forni a	51 53									215	A	CSUN	63 66	
												229	H	San Di ego St.	67 78	
												245	H	Hawai i	60 65	
												247	H	New Mexico St.	83 44	
												302	A	Utah St.	65 49	
												307	H	Southern Utah	76 74	
												326	A	Northern Ari z.	66 84	
												336	H	Long Beach St.	72 80	
												342	H	Iona	71 58	

LAST 12 Di vi si on I GAMES:																
24	A	Cal i forni a	39 63	22	H	Stanford	46 61	138	A	Col orado	60 79	78	H	Utah	55 89	
78	H	Utah	56 80	307	H	Southern Utah	76 74	245	H	Hawai i	60 65	247	H	New Mexico St.	83 44	
138	H	Col orado	72 63													
40	A	Oregon St.	48 88													
6	A	Oregon	44 62													
24	H	Cal i forni a	51 53													

Non-Di v I Games:

Ari zona

Average RPI	Win:	154	WON-LOST	WINNING	LAST 10	STRENGTH OF	OPP. STRENGTH	TEAM	ADJ.	CONF.	ADJ CONF.
Average RPI	Loss:	24	RECORD	PCT. RANK	GAMES	SCHEDULE	OF SCHEDULE	RPI	RPI	RPI	RPI
DIV. I ONLY		14- 7	78	6- 4	25	18	34	34	4	4	
DIV. I NON-CONF.		9- 3	61	2- 1	122	25	54	54	3	3	

TOTALS	RPI 1-25		RPI 26-50		W-L RECORDS		RPI 51-100		RPI 101-999		RPI 201+
14- 7	2- 5		1- 1		OVERALL		2- 1		9- 0		5- 0
10- 1	2- 0		1- 0		HOME		1- 1		6- 0		4- 0
3- 4	0- 3		0- 1		AWAY		1- 0		2- 0		0- 0
1- 2	0- 2		0- 0		NEUTRAL		0- 0		1- 0		1- 0
9- 3	0- 3		1- 0		NON-CONFERENCE		1- 0		7- 0		5- 0
7- 0	0- 0		1- 0		HOME		1- 0		5- 0		4- 0
1- 1	0- 1		0- 0		AWAY		0- 0		1- 0		0- 0
1- 2	0- 2		0- 0		NEUTRAL		0- 0		1- 0		1- 0
5- 4	2- 2		0- 1		CONFERENCE		1- 1		2- 0		0- 0
3- 1	2- 0		0- 0		HOME		0- 1		1- 0		0- 0
2- 3	0- 2		0- 1		AWAY		1- 0		1- 0		0- 0
0- 0	0- 0		0- 0		NEUTRAL		0- 0		0- 0		0- 0

RPI	S	Opponent	Score	RPI	S	Opponent	Score	RPI	S	Opponent	Score	RPI	S	Opponent	Score
3	N	Mississippi St.	57 65	28	H	Buffalo	76 57	78	A	Utah	83 81	138	A	Colorado	72 47
4	A	Florida St.	66 77	40	A	Oregon St.	54 57	78	H	Utah	56 58	138	H	Colorado	73 59
6	A	Oregon	64 74					84	H	Arkansas	89 43	153	A	Fresno St.	81 49
17	N	Green Bay	48 61									181	H	Idaho	77 33
22	A	Stanford	50 74									209	N	Col umbi a	72 48
22	H	Stanford	73 66									239	H	UC Ri versi de	73 48
24	H	Cal i forni a	80 71									268	H	Sacramento St.	106 58
												278	H	Col gate	65 54
												312	H	UTSA	74 42

Team's RPI: 34															
LAST 12 Division I GAMES:															
22	A	Stanford	50 74	24	H	Cal i forni a	80 71	78	A	Utah	83 81	138	A	Colorado	72 47
138	H	Colorado	73 59	78	A	Utah	56 58	84	H	Arkansas	89 43	181	H	Idaho	77 33
78	H	Utah	56 58	40	A	Oregon St.	54 57	4	A	Florida St.	66 77	209	N	Col umbi a	72 48
6	A	Oregon	64 74	22	H	Stanford	73 66					239	H	UC Ri versi de	73 48
40	A	Oregon St.	54 57									268	H	Sacramento St.	106 58
22	H	Stanford	73 66									278	H	Col gate	65 54

Non-Div I Games:

Ari zona St.

Average RPI Win: 347

Average RPI Loss: 202

WON-LOST
RECORDWINNING
PCT. RANKLAST 10
GAMESSTRENGTH OF
SCHEDULEOPP. STRENGTH
OF SCHEDULETEAM
RPIADJ.
RPICONF.
RPIADJ CONF.
RPIDIV. I ONLY
DIV. I NON-CONF.1- 14
0- 8339
3371- 9
0- 5300
103287
142340
306340
30632
3232
32

TOTALS

RPI 1-25

RPI 26-50

W-L RECORDS

RPI 51-100

RPI 101-999

RPI 201+

1- 14

0- 1

0- 0

OVERALL

0- 2

1- 11

1- 9

0- 2

0- 0

0- 0

HOME

0- 0

0- 2

0- 2

1- 10

0- 0

0- 0

AWAY

0- 0

1- 0

1- 0

0- 2

0- 0

0- 0

NEUTRAL

0- 0

0- 2

0- 1

0- 8

0- 1

0- 0

NON-CONFERENCE

0- 2

0- 5

0- 3

0- 0

0- 0

0- 0

HOME

0- 0

0- 0

0- 0

0- 6

0- 1

0- 0

AWAY

0- 2

0- 3

0- 2

0- 2

0- 0

0- 0

NEUTRAL

0- 0

0- 2

0- 1

1- 6

0- 0

0- 0

CONFERENCE

0- 0

1- 6

1- 6

0- 2

0- 0

0- 0

HOME

0- 0

0- 2

0- 2

1- 4

0- 0

0- 0

AWAY

0- 0

1- 4

1- 4

0- 0

0- 0

0- 0

NEUTRAL

0- 0

0- 0

0- 0

RPI 1-25

RPI 26-50

RPI 51-100

RPI 101+

Team's RPI: 340

RPI	S	Opponent	Score
23	A	Iowa	45 85

RPI	S	Opponent	Score
56	A	Nebraska	52 73
57	A	Dayton	43 81

RPI	S	Opponent	Score
154	A	Tulsa	37 87
164	N	Oakland	37 69
208	H	Southern U.	52 71
231	A	Texas Tech	47 74
232	A	Austin Peay	61 97
256	A	Texas Southern	52 58
271	N	Towson	44 70
276	H	Alcorn	77 80
285	A	Alabama A&M	49 52
295	A	Prairie View	52 64
317	A	Alabama St.	54 63
347	A	Mississippi Val.	64 59

RPI	S	Opponent	Score
154	A	Tulsa	37 87
164	N	Oakland	37 69
208	H	Southern U.	52 71
231	A	Texas Tech	47 74
232	A	Austin Peay	61 97
256	A	Texas Southern	52 58
271	N	Towson	44 70
276	H	Alcorn	77 80
285	A	Alabama A&M	49 52
295	A	Prairie View	52 64
317	A	Alabama St.	54 63
347	A	Mississippi Val.	64 59

LAST 12 Division I GAMES:

256	A	Texas Southern	52	58	347	A	Mississippi Val.	64	59
295	A	Prairie View	52	64	164	N	Oakland	37	69
276	H	Alcorn	77	80	271	N	Towson	44	70
208	H	Southern U.	52	71	23	A	Iowa	45	85
317	A	Alabama St.	54	63	154	A	Tulsa	37	87
285	A	Alabama A&M	49	52	56	A	Nebraska	52	73

Non-Div I Games:

Tougaloo

71 51

Philaider Smith

81 73

Ark. -Pine Bluff

Loss,
 Non-Conf,
 S Site,
 H Home
A Away
 N Neutral

Average RPI	Win:	194	WON-LOST	WINNING	LAST 10	STRENGTH OF	OPP. STRENGTH	TEAM	ADJ.	CONF.	ADJ CONF.
Average RPI	Loss:	65	RECORD	PCT. RANK	GAMES	SCHEDULE	OF SCHEDULE	RPI	RPI	RPI	RPI
DIV. I ONLY		11- 10	167	3- 7	33	87	84	84	2	2	
DIV. I NON-CONF.		9- 4	82	3- 1	151	177	73	73	2	2	

TOTALS	RPI 1-25		RPI 26-50		W-L RECORDS		RPI 51-100		RPI 101-999		RPI 201+
11- 10	0- 4		0- 1		OVERALL		0- 2		11- 3		4- 0
8- 2	0- 0		0- 0		HOME		0- 1		8- 1		3- 0
2- 8	0- 4		0- 1		AWAY		0- 1		2- 2		0- 0
1- 0	0- 0		0- 0		NEUTRAL		0- 0		1- 0		1- 0
9- 4	0- 0		0- 1		NON-CONFERENCE		0- 1		9- 2		4- 0
7- 0	0- 0		0- 0		HOME		0- 0		7- 0		3- 0
1- 4	0- 0		0- 1		AWAY		0- 1		1- 2		0- 0
1- 0	0- 0		0- 0		NEUTRAL		0- 0		1- 0		1- 0
2- 6	0- 4		0- 0		CONFERENCE		0- 1		2- 1		0- 0
1- 2	0- 0		0- 0		HOME		0- 1		1- 1		0- 0
1- 4	0- 4		0- 0		AWAY		0- 0		1- 0		0- 0
0- 0	0- 0		0- 0		NEUTRAL		0- 0		0- 0		0- 0

RPI 1-25				RPI 26-50				RPI 51-100				Team's RPI: 84	RPI 101+			
RPI	S	Opponent	Score	RPI	S	Opponent	Score	RPI	S	Opponent	Score		RPI	S	Opponent	Score
3	A	Mississippi St.	69 111	34	A	Arizona St.	43 89	56	A	Nebraska	69 80		101	H	Ole Miss	73 72
12	A	Missouri	54 88					85	H	Alabama	76 83		105	A	Auburn	68 58
15	A	Georgia	65 78										124	A	UTEP	61 64
20	A	South Carolina	42 90										125	A	Kansas	60 71
													154	H	Tulsa	67 41
													171	H	Charlotte	73 72
													178	H	UT Arlington	91 57
													180	H	Florida	51 65
													185	A	Oral Roberts	77 66
													186	H	Samford	84 63
													220	H	Abilene Christian	79 65
													247	N	New Mexico St.	69 60
													255	H	Grambling	79 62
													331	H	Sam Houston St.	65 54
LAST 12 Division I GAMES:																
20	A	South Carolina	42 90	3	A	Mississippi St.	69 111	101	H	Ole Miss	73 72		255	H	Grambling	79 62
12	A	Missouri	54 88					34	A	Arizona St.	43 89		178	H	UT Arlington	91 57
180	H	Florida	51 65					154	H	Tulsa	67 41					
105	A	Auburn	68 58													
15	A	Georgia	65 78													
85	H	Alabama	76 83													

Non-Div I Games:

Arkansas

Average RPI Win:	256	WON-LOST	WINNING	LAST 10	STRENGTH OF	OPP. STRENGTH	TEAM	ADJ.	CONF.	ADJ CONF.
Average RPI Loss:	112	RECORD	PCT. RANK	GAMES	SCHEDULE	OF SCHEDULE	RPI	RPI	RPI	RPI
DIV. I ONLY	10- 9	157	6- 4	257	158	194	194	23	23	
DIV. I NON-CONF.	5- 6	187	2- 2	189	79	182	182	24	24	

TOTALS	RPI 1-25	RPI 26-50	W-L RECORDS	RPI 51-100	RPI 101-999	RPI 201+				
10- 9	0- 0	0- 1	OVERALL	0- 2	10- 6	7- 0				
6- 3	0- 0	0- 0	HOME	0- 1	6- 2	4- 0				
4- 6	0- 0	0- 1	AWAY	0- 1	4- 4	3- 0				
0- 0	0- 0	0- 0	NEUTRAL	0- 0	0- 0	0- 0				
5- 6	0- 0	0- 1	NON-CONFERENCE	0- 2	5- 3	3- 0				
4- 1	0- 0	0- 0	HOME	0- 1	4- 0	3- 0				
1- 5	0- 0	0- 1	AWAY	0- 1	1- 3	0- 0				
0- 0	0- 0	0- 0	NEUTRAL	0- 0	0- 0	0- 0				
5- 3	0- 0	0- 0	CONFERENCE	0- 0	5- 3	4- 0				
2- 2	0- 0	0- 0	HOME	0- 0	2- 2	1- 0				
3- 1	0- 0	0- 0	AWAY	0- 0	3- 1	3- 0				
0- 0	0- 0	0- 0	NEUTRAL	0- 0	0- 0	0- 0				

RPI	S	Opponent	Score	RPI	S	Opponent	Score	RPI	S	Opponent	Score	RPI	S	Opponent	Score	Team's RPI: 194
29	A	South Fla.	55 98	74	A	Indiana	51 93	101	A	Ole Miss	48 74	121	A	Little Rock	43 53	
				82	H	Belmont	52 83	124	H	UTEP	76 73	133	H	Louisiana	75 77	
								148	A	Pittsburgh	47 87	154	A	Tulsa	58 68	
								166	H	Texas St.	55 67	178	H	UT Arlington	85 80	
								180	A	Florida	70 69	224	H	UT Martin	84 73	
								255	H	Grambling	76 56	281	A	Coastal Caro.	70 63	
								313	A	Georgia St.	75 58	330	A	Ga. Southern	71 62	
								333	H	La. -Monroe	76 62	343	H	Tennessee St.	68 62	

LAST 12 Division I GAMES:																
281	A	Coastal Caro.	70 63	133	H	Louisiana	75 77									
121	A	Little Rock	43 53	333	H	La. -Monroe	76 62									
178	H	UT Arlington	85 80	154	A	Tulsa	58 68									
166	H	Texas St.	55 67	255	H	Grambling	76 56									
313	A	Georgia St.	75 58	82	H	Belmont	52 83									
330	A	Ga. Southern	71 62	124	H	UTEP	76 73									

Non-Div I Games:

Arkansas St.

■ Loss,
 ■ Non-Conf,
 ■ S Site,
 ■ Home
 ■ A Away
 N Neutral

Average RPI Win:	225	WON-LOST	WINNING	LAST 10	STRENGTH OF	OPP. STRENGTH	TEAM	ADJ.	CONF.	ADJ CONF.
Average RPI Loss:	159	RECORD	PCT. RANK	GAMES	SCHEDULE	OF SCHEDULE	RPI	RPI	RPI	RPI
DIV. I ONLY	9- 10	193	3- 6	189	235	191	191	15	15	
DIV. I NON-CONF.	6- 4	122	0- 2	228	291	148	148	18	18	

TOTALS	RPI 1-25	RPI 26-50	W-L RECORDS	RPI 51-100	RPI 101-999	RPI 201+				
9- 10	0- 1	0- 0	OVERALL	1- 2	8- 7	6- 3				
4- 4	0- 0	0- 0	HOME	1- 1	3- 3	2- 1				
5- 6	0- 1	0- 0	AWAY	0- 1	5- 4	4- 2				
0- 0	0- 0	0- 0	NEUTRAL	0- 0	0- 0	0- 0				
6- 4	0- 1	0- 0	NON-CONFERENCE	1- 0	5- 3	3- 2				
4- 1	0- 0	0- 0	HOME	1- 0	3- 1	2- 0				
2- 3	0- 1	0- 0	AWAY	0- 0	2- 2	1- 2				
0- 0	0- 0	0- 0	NEUTRAL	0- 0	0- 0	0- 0				
3- 6	0- 0	0- 0	CONFERENCE	0- 2	3- 4	3- 1				
0- 3	0- 0	0- 0	HOME	0- 1	0- 2	0- 1				
3- 3	0- 0	0- 0	AWAY	0- 1	3- 2	3- 0				
0- 0	0- 0	0- 0	NEUTRAL	0- 0	0- 0	0- 0				

RPI 1-25				RPI 26-50				RPI 51-100				RPI 101+				Team's RPI: 191
RPI	S	Opponent	Score	RPI	S	Opponent	Score	RPI	S	Opponent	Score	RPI	S	Opponent	Score	
19	A	Marquette	53 83					60	H	American	46 64	116	H	Delaware	59 70	
								87	A	Navy	44 70	134	A	Yale	82 65	
								89	H	Dartmouth	71 56	157	A	Bucknell	36 60	
												176	H	Binghamton	73 61	
												179	A	Lehigh	55 59	
												187	H	Boston U.	59 60	
												218	A	Lafayette	65 60	
												222	H	Holy Cross	62 70	
												227	A	Loyola Maryland	69 62	
												250	H	LIU Brooklyn	71 37	
												277	A	Fairleigh Dickinson	56 58	
												278	A	Colgate	62 54	
												283	A	St. Francis Brooklyn	52 73	
												315	A	Air Force	65 59	
												338	H	NJIT	79 49	

LAST 12 Division I GAMES:																
278	A	Colgate	62 54	157	A	Bucknell	36 60									
179	A	Lehigh	55 59	227	A	Loyola Maryland	69 62									
222	H	Holy Cross	62 70	187	H	Boston U.	59 60									
87	A	Navy	44 70	19	A	Marquette	53 83									
218	A	Lafayette	65 60	116	H	Delaware	59 70									
60	H	American	46 64	315	A	Air Force	65 59									

Non-Div I Games: St. Joseph's (Brkn) 107 46

Army West Point

Average RPI	Win: 200	WON-LOST RECORD	WINNING PCT. RANK	LAST 10 GAMES	STRENGTH OF SCHEDULE	OPP. STRENGTH OF SCHEDULE	TEAM RPI	ADJ. RPI	CONF. RPI	ADJ CONF. RPI
Average RPI	Loss: 58									
DIV. I ONLY	9- 9	172	3- 6	60	65	105	105	2	2	
DIV. I NON-CONF.	8- 3	65	4- 0	233	164	107	107	2	2	

TOTALS	RPI 1-25	RPI 26-50	W-L RECORDS	RPI 51-100	RPI 101-999	RPI 201+				
9- 9	0- 4	0- 1	OVERALL	1- 3	8- 1	5- 0				
6- 2	0- 1	0- 0	HOME	0- 1	6- 0	5- 0				
2- 5	0- 3	0- 1	AWAY	1- 1	1- 0	0- 0				
1- 2	0- 0	0- 0	NEUTRAL	0- 1	1- 1	0- 0				
8- 3	0- 0	0- 0	NON-CONFERENCE	1- 2	7- 1	5- 0				
5- 0	0- 0	0- 0	HOME	0- 0	5- 0	5- 0				
2- 1	0- 0	0- 0	AWAY	1- 1	1- 0	0- 0				
1- 2	0- 0	0- 0	NEUTRAL	0- 1	1- 1	0- 0				
1- 6	0- 4	0- 1	CONFERENCE	0- 1	1- 0	0- 0				
1- 2	0- 1	0- 0	HOME	0- 1	1- 0	0- 0				
0- 4	0- 3	0- 1	AWAY	0- 0	0- 0	0- 0				
0- 0	0- 0	0- 0	NEUTRAL	0- 0	0- 0	0- 0				

RPI	S	Opponent	Score	RPI	S	Opponent	Score	RPI	S	Opponent	Score	RPI	S	Opponent	Score	Team's RPI: 105
9	A	Tennessee	59 70	43	A	LSU	56 59	62	A	Virginia Tech	63 72	129	N	Georgetown	60 40	
14	H	Texas A&M	73 82					74	A	Indiana	65 53	133	A	Louisiana	70 60	
15	A	Georgia	48 60					84	H	Arkansas	58 68	180	H	Florida	84 55	
20	A	South Carolina	63 71					94	N	Chattanooga	41 50	184	N	Northwestern	48 49	
												203	H	Louisiana Tech	75 59	
												208	H	Southern U.	65 47	
												230	H	N. C. A&T	63 53	
												311	H	Southeastern La.	80 46	
												333	H	La. -Monroe	67 41	

LAST 12 Division I GAMES:																
15	A	Georgia	48 60	180	H	Florida	84 55	311	H	Southeastern La.	80 46	208	H	Southern U.	65 47	
43	A	LSU	56 59	133	A	Louisiana	70 60	74	A	Indiana	65 53	333	H	La. -Monroe	67 41	
84	H	Arkansas	58 68													
20	A	South Carolina	63 71													
14	H	Texas A&M	73 82													
9	A	Tennessee	59 70													

Non-Div I Games: Xavier (LA) 70 44

Auburn

Average RPI Win:	289	WON-LOST	WINNING	LAST 10	STRENGTH OF	OPP. STRENGTH	TEAM	ADJ.	CONF.	ADJ CONF.
Average RPI Loss:	141	RECORD	PCT. RANK	GAMES	SCHEDULE	OF SCHEDULE	RPI	RPI	RPI	RPI
DIV. I ONLY	10- 8	135	5- 5	332	271	232	232	25	25	
DIV. I NON-CONF.	5- 4	146	0- 3	318	272	214	214	27	27	
<hr/>										
TOTALS	RPI 1-25	RPI 26-50	W-L RECORDS	RPI 51-100	RPI 101-999	RPI 201+				
10- 8	0- 0	0- 1	OVERALL	0- 2	10- 5	9- 1				
6- 2	0- 0	0- 0	HOME	0- 0	6- 2	5- 0				
4- 6	0- 0	0- 0	AWAY	0- 1	4- 1	4- 0				
0- 0	0- 0	0- 0	NEUTRAL	0- 0	0- 0	0- 0				
5- 4	0- 0	0- 1	NON-CONFERENCE	0- 1	5- 2	5- 0				
2- 1	0- 0	0- 0	HOME	0- 0	2- 1	2- 0				
3- 3	0- 0	0- 1	AWAY	0- 1	3- 1	3- 0				
0- 0	0- 0	0- 0	NEUTRAL	0- 0	0- 0	0- 0				
5- 4	0- 0	0- 0	CONFERENCE	0- 1	5- 3	4- 1				
4- 1	0- 0	0- 0	HOME	0- 0	4- 1	3- 0				
1- 3	0- 0	0- 0	AWAY	0- 1	1- 2	1- 1				
0- 0	0- 0	0- 0	NEUTRAL	0- 0	0- 0	0- 0				

RPI 1-25				RPI 26-50				RPI 51-100				RPI 101+ Team's RPI: 232			
RPI	S	Opponent	Score	RPI	S	Opponent	Score	RPI	S	Opponent	Score	RPI	S	Opponent	Score
				32	A	Ball St.	57 89	82	A	Belmont	75 78	110	H	Western Ill.	68 81
								91	A	Butler	54 75	151	H	SIUE	38 61
												165	A	Illinois	47 59
												172	A	Jacksonville St.	47 65
												198	H	Southeast Mo. St.	66 65
												224	H	UT Martin	69 62
												253	A	Lipscomb	71 63
												270	A	Northern Ky.	53 52
												285	A	Alabama A&M	55 52
												287	H	Eastern Ky.	59 45
												328	A	Tennessee Tech	59 63
												339	H	Eastern Ill.	69 59
												340	H	Ark.-Pine Bluff	97 61
												343	A	Tennessee St.	75 59
												346	H	Evansville	82 73
<hr/>															
LAST 12 Division I GAMES:															
287	H	Eastern Ky.	59 45	224	H	UT Martin	69 62	339	H	Eastern Ill.	69 59	151	H	SIUE	38 61
82	A	Belmont	75 78	91	A	Butler	54 75	32	A	Ball St.	57 89	165	A	Illinois	47 59
343	A	Tennessee St.	75 59	82	A	Belmont	75 78	172	A	Jacksonville St.	47 65	198	H	Southeast Mo. St.	66 65
172	A	Jacksonville St.	47 65	91	A	Butler	54 75	253	A	Lipscomb	71 63	270	A	Northern Ky.	53 52
328	A	Tennessee Tech	59 63	82	A	Belmont	75 78	285	A	Alabama A&M	55 52	287	H	Eastern Ky.	59 45
198	H	Southeast Mo. St.	66 65	91	A	Butler	54 75	328	A	Tennessee Tech	59 63	339	H	Eastern Ill.	69 59
				110	H	Western Ill.	68 81	340	H	Ark.-Pine Bluff	97 61	343	A	Tennessee St.	75 59
								346	H	Evansville	82 73				

Non-Div I Games: Christian Bros. 73 50 Trevecca Nazarene 80 72

Austin Peay

Average RPI Win:	204	WON-LOST	WINNING	LAST 10	STRENGTH OF	OPP. STRENGTH	TEAM	ADJ.	CONF.	ADJ CONF.
Average RPI Loss:	121	RECORD	PCT. RANK	GAMES	SCHEDULE	OF SCHEDULE	RPI	RPI	RPI	RPI
DIV. I ONLY	12- 8	117	8- 2	156	133	114	114	12	12	
DIV. I NON-CONF.	5- 6	187	2- 1	140	147	184	184	11	11	

TOTALS	RPI 1-25	RPI 26-50	W-L RECORDS	RPI 51-100	RPI 101-999	RPI 201+				
12- 8	0- 2	0- 0	OVERALL	2- 2	10- 4	7- 1				
8- 2	0- 1	0- 0	HOME	2- 0	6- 1	4- 1				
4- 6	0- 1	0- 0	AWAY	0- 2	4- 3	3- 0				
0- 0	0- 0	0- 0	NEUTRAL	0- 0	0- 0	0- 0				
5- 6	0- 2	0- 0	NON-CONFERENCE	1- 1	4- 3	4- 1				
4- 2	0- 1	0- 0	HOME	1- 0	3- 1	3- 1				
1- 4	0- 1	0- 0	AWAY	0- 1	1- 2	1- 0				
0- 0	0- 0	0- 0	NEUTRAL	0- 0	0- 0	0- 0				
7- 2	0- 0	0- 0	CONFERENCE	1- 1	6- 1	3- 0				
4- 0	0- 0	0- 0	HOME	1- 0	3- 0	1- 0				
3- 2	0- 0	0- 0	AWAY	0- 1	3- 1	2- 0				
0- 0	0- 0	0- 0	NEUTRAL	0- 0	0- 0	0- 0				

RPI 1-25				RPI 26-50				RPI 51-100				RPI 101+				Team's RPI: 114
RPI	S	Opponent	Score	RPI	S	Opponent	Score	RPI	S	Opponent	Score	RPI	S	Opponent	Score	
15	H	Georgia	63 79					53	A	Northern Colo.	74 79	135	A	Washington	72 80	
24	A	Cal i forni a	45 70					71	A	Saint Mary's (CA)	49 57	156	H	San Franci sco	70 66	
								71	H	Saint Mary's (CA)	63 54	158	H	Paci fi c	77 65	
								78	H	Utah	77 68	169	A	Loyol a Marymount	67 55	
												173	A	Colorado St.	54 56	
												196	A	San Di ego	69 70	
												206	A	Pepperdi ne	73 67	
												211	A	Eastern Wash.	73 69	
												217	H	Montana St.	75 54	
												254	H	Santa Clara	65 47	
												299	H	Utah Valley	75 54	
												302	H	Utah St.	69 76	
												307	H	Southern Utah	75 67	
												319	A	Portl and	72 58	

LAST 12 Di vi si on I GAMES:																
71	H	Saint Mary's (CA)	63 54	156	H	San Francisco	70 66									
196	A	San Diego	69 70	71	A	Saint Mary's (CA)	49 57									
169	A	Loyol a Marymount	67 55	319	A	Portland	72 58									
254	H	Santa Clara	65 47	217	H	Montana St.	75 54									
206	A	Pepperdi ne	73 67	24	A	Cal i forni a	45 70									
158	H	Paci fi c	77 65	78	H	Utah	77 68									

Non-Di v I Games:

BYU

Average RPI Win:	153	WON-LOST	WINNING	LAST 10	STRENGTH OF	OPP. STRENGTH	TEAM	ADJ.	CONF.	ADJ CONF.
Average RPI Loss:	43	RECORD	PCT. RANK	GAMES	SCHEDULE	OF SCHEDULE	RPI	RPI	RPI	RPI
DIV. I ONLY	15- 3	20	7- 3	87	79	32	32	7	7	
DIV. I NON-CONF.	10- 0	1	3- 0	175	102	19	19	8	8	

TOTALS	RPI 1-25	RPI 26-50	W-L RECORDS	RPI 51-100	RPI 101-999	RPI 201+				
15- 3	0- 0	1- 2	OVERALL	2- 1	12- 0	4- 0				
8- 2	0- 0	0- 2	HOME	2- 0	6- 0	2- 0				
7- 1	0- 0	1- 0	AWAY	0- 1	6- 0	2- 0				
0- 0	0- 0	0- 0	NEUTRAL	0- 0	0- 0	0- 0				
10- 0	0- 0	1- 0	NON-CONFERENCE	2- 0	7- 0	3- 0				
6- 0	0- 0	0- 0	HOME	2- 0	4- 0	2- 0				
4- 0	0- 0	1- 0	AWAY	0- 0	3- 0	1- 0				
0- 0	0- 0	0- 0	NEUTRAL	0- 0	0- 0	0- 0				
5- 3	0- 0	0- 2	CONFERENCE	0- 1	5- 0	1- 0				
2- 2	0- 0	0- 2	HOME	0- 0	2- 0	0- 0				
3- 1	0- 0	0- 0	AWAY	0- 1	3- 0	1- 0				
0- 0	0- 0	0- 0	NEUTRAL	0- 0	0- 0	0- 0				

RPI 1-25				RPI 26-50				Team's RPI: 32				RPI 51-100				RPI 101+			
RPI	S	Opponent	Score	RPI	S	Opponent	Score	RPI	S	Opponent	Score	RPI	S	Opponent	Score	RPI	S	Opponent	Score
				28	H	Buffal o	80 84	51	H	Western Ky.	93 81	106	A	Kent St.	79 58				
				37	H	Central Mi ch.	65 69	64	A	Tol edo	66 72	117	H	Miami (OH)	86 61				
				49	A	Purdue	66 60	91	H	Butler	87 75	123	A	Cleveland St.	76 64				
												126	A	Bowl ing Green	84 73				
												126	H	Bowl ing Green	82 41				
												128	H	Missouri St.	70 58				
												131	A	Vanderbilt	88 79				
												198	H	Southeast Mo. St.	69 56				
												223	A	Akron	74 61				
												232	H	Austin Peay	89 57				
												253	H	Lipscomb	84 46				
												343	A	Tennessee St.	85 65				

Team's RPI: 32																			
LAST 12 Division I GAMES:																			
				126	H	Bowl ing Green	82 41	117	H	Miami (OH)	86 61								
				106	A	Kent St.	79 58	37	H	Central Mi ch.	65 69								
				64	A	Tol edo	66 72	51	H	Western Ky.	93 81								
				28	H	Buffal o	80 84	232	H	Austin Peay	89 57								
				223	A	Akron	74 61	198	H	Southeast Mo. St.	69 56								
				126	A	Bowl ing Green	84 73	49	A	Purdue	66 60								

Non-Div I Games: Oakland City 126 55

Ball St.

Average RPI Win: 130
Average RPI Loss: 8

WON-LOST
RECORD

WINNING
PCT. RANK

LAST 10
GAMES

STRENGTH OF
SCHEDULE

OPP. STRENGTH
OF SCHEDULE

TEAM
RPI

ADJ.
RPI

CONF.
RPI

ADJ CONF.
RPI

DIV. I ONLY	18- 1	4	10- 0	86	13	10	10	5	5
DIV. I NON-CONF.	10- 1	16	4- 0	118	53	17	17	6	6

TOTALS	RPI 1-25	RPI 26-50	W-L RECORDS	RPI 51-100	RPI 101-999	RPI 201+			
18- 1	2- 1	1- 0	OVERALL	4- 0	11- 0	4- 0			
11- 0	2- 0	0- 0	HOME	2- 0	7- 0	3- 0			
5- 1	0- 1	1- 0	AWAY	1- 0	3- 0	1- 0			
2- 0	0- 0	0- 0	NEUTRAL	1- 0	1- 0	0- 0			
10- 1	1- 1	0- 0	NON-CONFERENCE	2- 0	7- 0	3- 0			
7- 0	1- 0	0- 0	HOME	1- 0	5- 0	2- 0			
1- 1	0- 1	0- 0	AWAY	0- 0	1- 0	1- 0			
2- 0	0- 0	0- 0	NEUTRAL	1- 0	1- 0	0- 0			
8- 0	1- 0	1- 0	CONFERENCE	2- 0	4- 0	1- 0			
4- 0	1- 0	0- 0	HOME	1- 0	2- 0	1- 0			
4- 0	0- 0	1- 0	AWAY	1- 0	2- 0	0- 0			
0- 0	0- 0	0- 0	NEUTRAL	0- 0	0- 0	0- 0			

RPI 1-25				RPI 26-50				RPI 51-100				RPI 101+			
RPI	S	Opponent	Score	RPI	S	Opponent	Score	RPI	S	Opponent	Score	RPI	S	Opponent	Score
8	A	UCLA	68 82	36	A	Okl ahoma	74 52	61	N	Georgi a Tech	80 57	103	H	Kentucky	90 63
11	H	Texas	81 56					73	A	Kansas St.	88 58	125	A	Kansas	83 48
22	H	Stanford	81 57					73	H	Kansas St.	75 50	127	A	Iowa St.	79 50
								95	H	Central Ark.	86 55	127	H	Iowa St.	89 49
												128	N	Missouri St.	100 58
												129	H	North Dakota	105 43
												137	H	Lamar Uni versi ty	121 62
												231	H	Texas Tech	97 49
												263	A	Ni choll s St.	85 43
												289	H	McNeese	95 34
												305	H	Coppin St.	100 54

LAST 12 Divi sion I GAMES:															
11	H	Texas	81 56	231	H	Texas Tech	97 49	73	A	Kansas St.	88 58				
73	H	Kansas St.	75 50					263	A	Ni choll s St.	85 43				
127	A	Iowa St.	79 50					289	H	McNeese	95 34				
36	A	Okl ahoma	74 52					129	H	North Dakota	105 43				
125	A	Kansas	83 48					22	H	Stanford	81 57				
127	H	Iowa St.	89 49												

Non-Di v I Games:

Bayl or

B
e
l
m
o
n
t

Belmont				Through Games Of Jan. 26, 2018						
Average RPI Win:	215	WON-LOST	WINNING	LAST 10	STRENGTH OF	OPP. STRENGTH	TEAM	ADJ.	CONF.	ADJ CONF.
Average RPI Loss:	53	RECORD	PCT. RANK	GAMES	SCHEDULE	OF SCHEDULE	RPI	RPI	RPI	RPI
DIV. I ONLY	18- 3	11	10- 0	273	132	82	82	25	25	
DIV. I NON-CONF.	9- 3	61	2- 1	165	33	58	58	27	27	

TOTALS	RPI 1-25	RPI 26-50	W-L RECORDS	RPI 51-100	RPI 101-999	RPI 201+				
18- 3	0- 1	1- 1	OVERALL	1- 0	16- 1	9- 0				
8- 1	0- 0	0- 0	HOME	0- 0	8- 1	6- 0				
8- 1	0- 0	0- 0	AWAY	0- 0	8- 0	3- 0				
2- 1	0- 1	1- 0	NEUTRAL	1- 0	0- 0	0- 0				
9- 3	0- 1	1- 1	NON-CONFERENCE	1- 0	7- 1	3- 0				
3- 1	0- 0	0- 0	HOME	0- 0	3- 1	2- 0				
4- 1	0- 0	0- 1	AWAY	0- 0	4- 0	1- 0				
2- 1	0- 1	1- 0	NEUTRAL	1- 0	0- 0	0- 0				
9- 0	0- 0	0- 0	CONFERENCE	0- 0	9- 0	6- 0				
5- 0	0- 0	0- 0	HOME	0- 0	5- 0	4- 0				
4- 0	0- 0	0- 0	AWAY	0- 0	4- 0	2- 0				
0- 0	0- 0	0- 0	NEUTRAL	0- 0	0- 0	0- 0				

RPI 1-25				RPI 26-50				RPI 51-100 Team's RPI: 82				RPI 101+			
RPI S	Opponent	Score		RPI S	Opponent	Score		RPI S	Opponent	Score		RPI S	Opponent	Score	
22 N	Stanford	53	74	36 A	Oklahoma	73	96	65 N	Gonzaga	71	63	102 H	Wright St.	81	91
				38 N	FGCU	75	65					131 A	Vanderbilt	111	74
												151 A	SIUE	72	55
												154 A	Tulsa	90	65
												172 H	Jacksonville St.	71	55
												186 H	Samford	83	46
												194 A	Arkansas St.	83	52
												198 A	Southeast Mo. St.	67	57
												224 A	UT Martin	65	63
												232 H	Austin Peay	78	75
												253 A	Lipscomb	91	59
												259 H	Presbyterian	90	48
												301 H	Murray St.	70	65
												308 H	Fort Wayne	74	42
												328 H	Tennessee Tech	78	59
												339 A	Eastern Ill.	86	58
												339 H	Eastern Ill.	59	37

LAST 12 Division I GAMES:															
339 H	Eastern Ill.	59	37	328 H	Tennessee Tech	78	59	224 A	UT Martin	65	63	131 A	Vanderbilt	111	74
232 H	Austin Peay	78	75	198 A	Southeast Mo. St.	67	57	102 H	Wright St.	81	91	151 A	SIUE	72	55
301 H	Murray St.	70	65	194 A	Arkansas St.	83	52					172 H	Jacksonville St.	71	55

Non-Div I Games: Trevecca Nazarene 97 39

Belmont

B
e
l
m
o
n
t

Average RPI	Win:	269	WON-LOST	WINNING	LAST 10	STRENGTH OF	OPP. STRENGTH	TEAM	ADJ.	CONF.	ADJ CONF.
Average RPI	Loss:	185	RECORD	PCT. RANK	GAMES	SCHEDULE	OF SCHEDULE	RPI	RPI	RPI	RPI
DIV. I ONLY		11- 4		60	8- 2	339	319	202	202	31	31
DIV. I NON-CONF.		6- 4		122	4- 2	290	304	216	216	31	31

TOTALS	RPI 1-25		RPI 26-50		W-L RECORDS	RPI 51-100		RPI 101-999		RPI 201+	
11- 4	0- 0		0- 0		OVERALL	0- 1		11- 3		10- 2	
5- 2	0- 0		0- 0		HOME	0- 0		5- 2		5- 1	
4- 2	0- 0		0- 0		AWAY	0- 1		4- 1		4- 1	
2- 0	0- 0		0- 0		NEUTRAL	0- 0		2- 0		1- 0	
6- 4	0- 0		0- 0		NON-CONFERENCE	0- 1		6- 3		5- 2	
3- 2	0- 0		0- 0		HOME	0- 0		3- 2		3- 1	
1- 2	0- 0		0- 0		AWAY	0- 1		1- 1		1- 1	
2- 0	0- 0		0- 0		NEUTRAL	0- 0		2- 0		1- 0	
5- 0	0- 0		0- 0		CONFERENCE	0- 0		5- 0		5- 0	
2- 0	0- 0		0- 0		HOME	0- 0		2- 0		2- 0	
3- 0	0- 0		0- 0		AWAY	0- 0		3- 0		3- 0	
0- 0	0- 0		0- 0		NEUTRAL	0- 0		0- 0		0- 0	

RPI 1-25				RPI 26-50				RPI 51-100				RPI 101+				Team's RPI: 202	
RPI	S	Opponent	Score	RPI	S	Opponent	Score	RPI	S	Opponent	Score	RPI	S	Opponent	Score		
								67	A	Mi ami (FL)	39	85	120	H	Jacksonville	58	68
												166	N	Texas St.	62	56	
												208	H	Southern U.	68	56	
												228	N	Richmond	63	50	
												241	A	Howard	59	55	
												242	A	North Florida	63	70	
												273	A	FIU	77	59	
												274	H	Grand Canyon	69	60	
												295	H	Prai rie View	77	52	
												303	A	Delaware St.	68	60	
												310	A	UMES	55	48	
												311	H	Southeastern La.	58	60	
												327	H	South Carol ina St.	68	50	
												335	H	Flori da A&M	44	42	

LAST 12 Division I GAMES:																	
303	A	Delaware St.	68	60	228	N	Richmond	63	50								
335	H	Florida A&M	44	42	166	N	Texas St.	62	56								
310	A	UMES	55	48	120	H	Jacksonville	58	68								
241	A	Howard	59	55	208	H	Southern U.	68	56								
327	H	South Carolina St.	68	50	274	H	Grand Canyon	69	60								
67	A	Mi ami (FL)	39	85	242	A	North Florida	63	70								

Non-Div I Games: Edward Waters 101 60 Palm Beach Atl. 61 48

Bethune-Cookman

Average RPI Win:	237	WON-LOST	WINNING	LAST 10	STRENGTH OF	OPP. STRENGTH	TEAM	ADJ.	CONF.	ADJ CONF.
Average RPI Loss:	157	RECORD	PCT. RANK	GAMES	SCHEDULE	OF SCHEDULE	RPI	RPI	RPI	RPI
DIV. I ONLY	12- 7	95	7- 3	283	267	176	176	20	20	
DIV. I NON-CONF.	8- 4	87	5- 0	316	265	173	173	23	23	

TOTALS	RPI 1-25	RPI 26-50	W-L RECORDS	RPI 51-100	RPI 101-999	RPI 201+				
12- 7	0- 0	0- 0	OVERALL	2- 1	10- 6	8- 1				
5- 3	0- 0	0- 0	HOME	1- 0	4- 3	2- 1				
6- 3	0- 0	0- 0	AWAY	1- 1	5- 2	5- 0				
1- 1	0- 0	0- 0	NEUTRAL	0- 0	1- 1	1- 0				
8- 4	0- 0	0- 0	NON-CONFERENCE	1- 0	7- 4	6- 0				
3- 1	0- 0	0- 0	HOME	1- 0	2- 1	1- 0				
4- 2	0- 0	0- 0	AWAY	0- 0	4- 2	4- 0				
1- 1	0- 0	0- 0	NEUTRAL	0- 0	1- 1	1- 0				
4- 3	0- 0	0- 0	CONFERENCE	1- 1	3- 2	2- 1				
2- 2	0- 0	0- 0	HOME	0- 0	2- 2	1- 1				
2- 1	0- 0	0- 0	AWAY	1- 1	1- 0	1- 0				
0- 0	0- 0	0- 0	NEUTRAL	0- 0	0- 0	0- 0				

RPI S Opponent	RPI S Opponent	RPI S Opponent	RPI S Opponent	Team's RPI: 176
RPI 1-25	RPI 26-50	RPI 51-100	RPI 101+	Score
68 A Albany (NY)	46 63	104 H Penn	77 72	
72 A Maine	66 62	134 H Yale	69 73	
89 H Dartmouth	80 64	140 H Hartford	64 59	
		154 N Tulsa	55 60	
		157 A Bucknell I	59 64	
		161 H New Hampshire	61 63	
		191 A Army West Point	61 73	
		233 H Stony Brook	59 67	
		264 A Rider	76 54	
		265 A Cornell I	66 58	
		282 A Bryant	55 47	
		307 A Southern Utah	72 66	
		310 N UMES	68 51	
		329 H UMBC	81 51	
		338 H NJIT	67 36	
		349 A UMass Lowell I	76 46	
LAST 12 Division I GAMES:				
329 H UMBC	81 51	72 A Maine	66 62	
349 A UMass Lowell I	76 46	89 H Dartmouth	80 64	
233 H Stony Brook	59 67	264 A Rider	76 54	
68 A Albany (NY)	46 63	265 A Cornell I	66 58	
140 H Hartford	64 59	338 H NJIT	67 36	
161 H New Hampshire	61 63	282 A Bryant	55 47	

Non-Div I Games: SUNY Cortland 90 36

Binghamton

Average RPI Win: 204

Average RPI Loss: 151

WON-LOST
RECORDWINNING
PCT. RANKLAST 10
GAMESSTRENGTH OF
SCHEDULEOPP. STRENGTH
OF SCHEDULETEAM
RPIADJ.
RPICONF.
RPIADJ CONF.
RPIDIV. I ONLY
DIV. I NON-CONF.10- 8
4- 5135
2027- 3
1- 2235
314143
162188
277188
27716
1616
16

TOTALS

RPI 1-25

RPI 26-50

W-L RECORDS

RPI 51-100

RPI 101-999

RPI 201+

10- 8

0- 0

0- 1

OVERALL

0- 3

10- 4

5- 2

4- 5

0- 0

0- 1

HOME

0- 2

4- 2

0- 1

6- 1

0- 0

0- 0

AWAY

0- 1

6- 0

5- 0

0- 2

0- 0

0- 0

NEUTRAL

0- 0

0- 2

0- 1

4- 5

0- 0

0- 0

NON-CONFERENCE

0- 2

4- 3

2- 2

2- 3

0- 0

0- 0

HOME

0- 2

2- 1

0- 1

2- 0

0- 0

0- 0

AWAY

0- 0

2- 0

2- 0

0- 2

0- 0

0- 0

NEUTRAL

0- 0

0- 2

0- 1

6- 3

0- 0

0- 1

CONFERENCE

0- 1

6- 1

3- 0

2- 2

0- 0

0- 1

HOME

0- 0

2- 1

0- 0

4- 1

0- 0

0- 0

AWAY

0- 1

4- 0

3- 0

0- 0

0- 0

0- 0

NEUTRAL

0- 0

0- 0

0- 0

RPI 1-25

RPI 26-50

RPI 51-100

RPI 101+

Team's RPI: 188

RPI S Opponent Score

RPI S Opponent Score

RPI S Opponent Score

RPI S Opponent Score

48 H Wyomi ng 51 66

66 A New Mexico 83 100

115 H UNLV 69 60

71 H Saint Mary's (CA) 72 74

135 H Washi ngton 85 62

76 H Washi ngton St. 53 61

143 H Saint Francis (PA) 87 59

153 H Fresno St. 75 66

162 H Nevada 68 72

173 A Colorado St. 62 58

196 N San Diego 52 72

211 A Eastern Wash. 61 57

229 A San Diego St. 86 70

258 A San Jose St. 112 80

261 H CSU Bakersfi eld 59 65

302 A Utah St. 64 42

319 A Portland 73 47

326 N Northern Ari z. 60 62

LAST 12 Division I GAMES:

258 A San Jose St. 112 80

66 A New Mexico 83 100

162 H Nevada 68 72

115 H UNLV 69 60

302 A Utah St. 64 42

173 A Colorado St. 62 58

229 A San Diego St. 86 70

143 H Saint Francis (PA) 87 59

153 H Fresno St. 75 66

261 H CSU Bakersfi eld 59 65

48 H Wyomi ng 51 66

76 H Washi ngton St. 53 61

Non-Div I Games:

Corban

94 50

Northwest Chrst.

83 51

Boi se St.

Loss, Non-Conf, S Site, H Home A Away N Neutral

Average RPI Win:	146	WON-LOST	WINNING	LAST 10	STRENGTH OF	OPP. STRENGTH	TEAM	ADJ.	CONF.	ADJ CONF.
Average RPI Loss:	104	RECORD	PCT. RANK	GAMES	SCHEDULE	OF SCHEDULE	RPI	RPI	RPI	RPI
DIV. I ONLY	6- 14	277	2- 8	37	58	183	183	1	1	
DIV. I NON-CONF.	5- 8	220	2- 3	116	151	209	209	1	1	

TOTALS	RPI 1-25	RPI 26-50	W-L RECORDS	RPI 51-100	RPI 101-999	RPI 201+				
6- 14	0- 2	1- 2	OVERALL	2- 5	3- 5	2- 2				
5- 5	0- 0	1- 1	HOME	2- 3	2- 1	1- 1				
1- 9	0- 2	0- 1	AWAY	0- 2	1- 3	1- 0				
0- 0	0- 0	0- 0	NEUTRAL	0- 0	0- 0	0- 0				
5- 8	0- 0	1- 1	NON-CONFERENCE	1- 3	3- 4	2- 2				
4- 3	0- 0	1- 0	HOME	1- 2	2- 1	1- 1				
1- 5	0- 0	0- 1	AWAY	0- 1	1- 3	1- 1				
0- 0	0- 0	0- 0	NEUTRAL	0- 0	0- 0	0- 0				
1- 6	0- 2	0- 1	CONFERENCE	1- 2	0- 1	0- 0				
1- 2	0- 0	0- 1	HOME	1- 1	0- 0	0- 0				
0- 4	0- 2	0- 0	AWAY	0- 1	0- 1	0- 0				
0- 0	0- 0	0- 0	NEUTRAL	0- 0	0- 0	0- 0				

RPI 1-25				RPI 26-50				RPI 51-100				RPI 101+ Team's RPI: 183			
RPI	S	Opponent	Score	RPI	S	Opponent	Score	RPI	S	Opponent	Score	RPI	S	Opponent	Score
2	A	Notre Dame	60 89	31	H	Virginia	57 68	62	A	Virginia Tech	58 89	112	A	Clemson	61 65
18	A	Duke	50 75	44	A	Minnesota	68 78	67	H	Miami (FL)	43 65	161	H	New Hampshire	64 55
				46	H	Houston	79 74	72	H	Maine	40 61	187	A	Boston U.	57 61
								77	H	Fordham	55 52	195	A	Providence	55 63
								88	H	North Carolina	77 64	209	A	Columbia	60 68
								89	A	Dartmouth	57 68	222	A	Holy Cross	70 61
								93	H	Seton Hall	53 73	272	H	Fairfield	58 66
												282	H	Bryant	65 42

LAST 12 Division I GAMES:															
18	A	Duke	50 75	62	A	Virginia Tech	58 89	195	A	Providence	55 63	222	A	Holy Cross	70 61
67	H	Miami (FL)	43 65	72	H	Maine	40 61	161	H	New Hampshire	64 55				
112	A	Clemson	61 65					93	H	Seton Hall	53 73				
2	A	Notre Dame	60 89												
31	H	Virginia	57 68												
88	H	North Carolina	77 64												

Non-Div I Games:

Boston College

Average RPI Win: 216		WON-LOST RECORD	WINNING PCT. RANK	LAST 10 GAMES	STRENGTH OF SCHEDULE	OPP. STRENGTH OF SCHEDULE	TEAM RPI	ADJ. RPI	CONF. RPI	ADJ CONF. RPI
Average RPI Loss: 135										
DIV. I ONLY		8- 11	222	3- 7	127	204	187	187	15	15
DIV. I NON-CONF.		5- 5	170	0- 3	111	221	126	126	18	18
TOTALS		RPI 1-25	RPI 26-50	W-L RECORDS		RPI 51-100	RPI 101-999	RPI 201+		
8- 11	0- 0		0- 0	OVERALL		0- 5	8- 6	4- 2		
3- 6	0- 0		0- 0	HOME		0- 2	3- 4	1- 2		
5- 5	0- 0		0- 0	AWAY		0- 3	5- 2	3- 0		
0- 0	0- 0		0- 0	NEUTRAL		0- 0	0- 0	0- 0		
5- 5	0- 0		0- 0	NON-CONFERENCE		0- 3	5- 2	2- 0		
2- 2	0- 0		0- 0	HOME		0- 1	2- 1	0- 0		
3- 3	0- 0		0- 0	AWAY		0- 2	3- 1	2- 0		
0- 0	0- 0		0- 0	NEUTRAL		0- 0	0- 0	0- 0		
3- 6	0- 0		0- 0	CONFERENCE		0- 2	3- 4	2- 2		
1- 4	0- 0		0- 0	HOME		0- 1	1- 3	1- 2		
2- 2	0- 0		0- 0	AWAY		0- 1	2- 1	1- 0		
0- 0	0- 0		0- 0	NEUTRAL		0- 0	0- 0	0- 0		

RPI 1-25				RPI 26-50				RPI 51-100				RPI 101+				Team's RPI: 187	
RPI	S	Opponent	Score	RPI	S	Opponent	Score	RPI	S	Opponent	Score	RPI	S	Opponent	Score		
								52	H	UCF	32	47	116	A	Del aware	85	79
								60	A	Ameri can	50	66	157	H	Bucknel l	58	63
								79	A	Harvard	70	80	161	A	New Hampshi re	57	72
								87	H	Navy	59	64	163	H	Northeastern	74	73
								98	A	Brown	68	92	177	H	Marist	52	80
													179	A	Lehi gh	58	74
													183	H	Boston College	61	57
													191	A	Army West Point	60	59
													218	H	Lafayette	45	47
													222	H	Hol y Cross	57	60
													227	H	Loyol a Maryl and	75	56
													278	A	Col gate	62	49
													282	A	Bryant	78	61
													291	A	Vermont	57	41
LAST 12 Division I GAMES:																	
				218	H	Lafayette	45	47	227	H	Loyol a Maryl and	75	56				
				87	H	Navy	59	64	157	H	Bucknel l	58	63				
				60	A	Ameri can	50	66	191	A	Army West Point	60	59				
				222	H	Hol y Cross	57	60	98	A	Brown	68	92				
				278	A	Col gate	62	49	52	H	UCF	32	47				
				179	A	Lehi gh	58	74	177	H	Marist	52	80				

Non-Div I Games:

Boston U.

Average RPI Win: 209
Average RPI Loss: 106

WON-LOST
RECORD

WINNING
PCT. RANK

LAST 10
GAMES

STRENGTH OF
SCHEDULE

OPP. STRENGTH
OF SCHEDULE

TEAM
RPI

ADJ.
RPI

CONF.
RPI

ADJ CONF.
RPI

DIV. I ONLY	9- 9	172	2- 7	82	169	126	126	7	7
DIV. I NON-CONF.	7- 3	74	1- 2	146	330	87	87	8	8
TOTALS	RPI 1-25	RPI 26-50	W-L RECORDS	RPI 51-100	RPI 101-999	RPI 201+			
9- 9	0- 0	0- 4	OVERALL	0- 2	9- 3	4- 2			
4- 4	0- 0	0- 1	HOME	0- 1	4- 2	2- 2			
3- 5	0- 0	0- 3	AWAY	0- 1	3- 1	2- 0			
2- 0	0- 0	0- 0	NEUTRAL	0- 0	2- 0	0- 0			
7- 3	0- 0	0- 1	NON-CONFERENCE	0- 0	7- 2	3- 1			
3- 1	0- 0	0- 0	HOME	0- 0	3- 1	2- 1			
2- 2	0- 0	0- 1	AWAY	0- 0	2- 1	1- 0			
2- 0	0- 0	0- 0	NEUTRAL	0- 0	2- 0	0- 0			
2- 6	0- 0	0- 3	CONFERENCE	0- 2	2- 1	1- 1			
1- 3	0- 0	0- 1	HOME	0- 1	1- 1	0- 1			
1- 3	0- 0	0- 2	AWAY	0- 1	1- 0	1- 0			
0- 0	0- 0	0- 0	NEUTRAL	0- 0	0- 0	0- 0			

RPI 1-25				RPI 26-50				RPI 51-100				RPI 101+ Team's RPI: 126			
RPI	S	Opponent	Score	RPI	S	Opponent	Score	RPI	S	Opponent	Score	RPI	S	Opponent	Score
				32	A	Ball St.	41 82	75	H	Ohio	63 70	106	H	Kent St.	60 50
				32	H	Ball St.	73 84	96	A	Western Mich.	58 67	139	A	Cincinnati	51 75
				33	A	South Dakota St.	44 76					141	A	Robert Morris	64 62
				37	A	Central Mich.	54 90					170	H	Xavier	63 53
												199	N	Norfolk St.	59 50
												201	N	Fla. Atlantic	66 55
												213	H	Eastern Mich.	52 54
												223	A	Akron	66 64
												267	H	Valparaiso	90 77
												286	A	Detroit Mercy	85 81
												287	H	Eastern Ky.	77 60
												293	H	Canisius	57 71
LAST 12 Division I GAMES:															
				32	A	Ball St.	41 82	213	H	Eastern Mich.	52 54				
				75	H	Ohio	63 70	96	A	Western Mich.	58 67				
				106	H	Kent St.	60 50	139	A	Cincinnati	51 75				
				223	A	Akron	66 64	33	A	South Dakota St.	44 76				
				37	A	Central Mich.	54 90	170	H	Xavier	63 53				
				32	H	Ball St.	73 84	267	H	Valparaiso	90 77				

Non-Div I Games: Ferris St. 82 73

Bowling Green

Loss, Non-Conf, S Site, H Home A Away N Neutral

Average RPI	Win: 271	WON-LOST RECORD	WINNING PCT. RANK	LAST 10 GAMES	STRENGTH OF SCHEDULE	OPP. STRENGTH OF SCHEDULE	TEAM RPI	ADJ. RPI	CONF. RPI	ADJ CONF. RPI
Average RPI	Loss: 150									
DIV. I ONLY	9- 9	172	5- 5	295	245	226	226	24	24	
DIV. I NON-CONF.	5- 5	170	2- 2	237	250	194	194	22	22	

TOTALS	RPI 1-25	RPI 26-50	W-L RECORDS	RPI 51-100	RPI 101-999	RPI 201+				
9- 9	0- 1	0- 0	OVERALL	0- 0	9- 8	8- 1				
3- 4	0- 0	0- 0	HOME	0- 0	3- 4	2- 0				
5- 5	0- 1	0- 0	AWAY	0- 0	5- 4	5- 1				
1- 0	0- 0	0- 0	NEUTRAL	0- 0	1- 0	1- 0				
5- 5	0- 1	0- 0	NON-CONFERENCE	0- 0	5- 4	4- 0				
3- 1	0- 0	0- 0	HOME	0- 0	3- 1	2- 0				
1- 4	0- 1	0- 0	AWAY	0- 0	1- 3	1- 0				
1- 0	0- 0	0- 0	NEUTRAL	0- 0	1- 0	1- 0				
4- 4	0- 0	0- 0	CONFERENCE	0- 0	4- 4	4- 1				
0- 3	0- 0	0- 0	HOME	0- 0	0- 3	0- 0				
4- 1	0- 0	0- 0	AWAY	0- 0	4- 1	4- 1				
0- 0	0- 0	0- 0	NEUTRAL	0- 0	0- 0	0- 0				

RPI 1-25				RPI 26-50				RPI 51-100				RPI 101+ Team's RPI: 226			
RPI	S	Opponent	Score	RPI	S	Opponent	Score	RPI	S	Opponent	Score	RPI	S	Opponent	Score
17	A	Green Bay	40 72									110	H	Western Ill.	87 80
												123	H	Cleveland St.	65 67
												128	H	Missouri St.	65 71
												146	A	Northern Ill.	52 76
												150	H	Southern Ill.	62 63
												155	H	UNI	40 51
												165	A	Illinois	62 74
												198	A	Southeast Mo. St.	53 57
												238	H	Omaha	69 56
												257	A	Illinois St.	62 42
												263	N	Nicholls St.	75 65
												267	A	Valparaiso	88 69
												269	A	Indiana St.	50 65
												300	A	Loyola Chicago	59 57
												320	H	Ill.-Chicago	58 48
												339	A	Eastern Ill.	67 52
												346	A	Evansville	117 59

LAST 12 Division I GAMES:															
155	H	UNI	40 51	300	A	Loyola Chicago	59 57								
346	A	Evansville	117 59	257	A	Illinois St.	62 42								
269	A	Indiana St.	50 65	110	H	Western Ill.	87 80								
128	H	Missouri St.	65 71	123	H	Cleveland St.	65 67								
150	H	Southern Ill.	62 63	17	A	Green Bay	40 72								
267	A	Valparaiso	88 69	339	A	Eastern Ill.	67 52								

Non-Div I Games: Lincoln (MO) 88 44

Bradley

Average RPI Win:	229	WON-LOST	WINNING	LAST 10	STRENGTH OF	OPP. STRENGTH	TEAM	ADJ.	CONF.	ADJ CONF.
Average RPI Loss:	82	RECORD	PCT. RANK	GAMES	SCHEDULE	OF SCHEDULE	RPI	RPI	RPI	RPI
DIV. I ONLY	12- 3	28	7- 2	290	128	98	98	9	9	
DIV. I NON-CONF.	11- 1	13	8- 0	322	154	96	96	9	9	

TOTALS	RPI 1-25	RPI 26-50	W-L RECORDS	RPI 51-100	RPI 101-999	RPI 201+				
12- 3	0- 1	0- 0	OVERALL	0- 1	12- 1	7- 0				
5- 1	0- 1	0- 0	HOME	0- 0	5- 0	3- 0				
5- 2	0- 0	0- 0	AWAY	0- 1	5- 1	3- 0				
2- 0	0- 0	0- 0	NEUTRAL	0- 0	2- 0	1- 0				
11- 1	0- 1	0- 0	NON-CONFERENCE	0- 0	11- 0	7- 0				
4- 1	0- 1	0- 0	HOME	0- 0	4- 0	3- 0				
5- 0	0- 0	0- 0	AWAY	0- 0	5- 0	3- 0				
2- 0	0- 0	0- 0	NEUTRAL	0- 0	2- 0	1- 0				
1- 2	0- 0	0- 0	CONFERENCE	0- 1	1- 1	0- 0				
1- 0	0- 0	0- 0	HOME	0- 0	1- 0	0- 0				
0- 2	0- 0	0- 0	AWAY	0- 1	0- 1	0- 0				
0- 0	0- 0	0- 0	NEUTRAL	0- 0	0- 0	0- 0				

Brown

Brown

RPI 1-25				RPI 26-50				RPI 51-100				Team's RPI: 98				RPI 101+			
RPI	S	Opponent	Score	RPI	S	Opponent	Score	RPI	S	Opponent	Score	RPI	S	Opponent	Score	RPI	S	Opponent	Score
24	H	Cal i forni a	79 89					89	A	Dartmouth	73 78	134	A	Yale	63 77				
												134	H	Yale	81 71				
												158	A	Paci fi c	74 57				
												187	H	Boston U.	92 68				
												192	N	Hampton	73 66				
												195	A	Provi dence	64 59				
												222	H	Hol y Cross	82 78				
												241	A	Howard	85 81				
												260	H	Sacred Heart	102 77				
												278	A	Col gate	83 73				
												282	H	Bryant	85 62				
												282	N	Bryant	72 60				
												318	A	Central Conn. St.	78 55				
LAST 12 Division I GAMES:																			
89	A	Dartmouth	73 78	260	H	Sacred Heart	102 77	282	N	Bryant	72 60	195	A	Provi dence	64 59	222	H	Hol y Cross	82 78
134	H	Yale	81 71	282	N	Bryant	72 60	158	A	Paci fi c	74 57	241	A	Howard	85 81	187	H	Boston U.	92 68
134	A	Yale	63 77	195	A	Provi dence	64 59	278	A	Col gate	83 73	192	N	Hampton	73 66				
241	A	Howard	85 81																
187	H	Boston U.	92 68																
278	A	Col gate	83 73																

Non-Div I Games: Johnson & Wales (R) 100 79

Brown

Average RPI Win: 285
Average RPI Loss: 167

WON-LOST
RECORD

WINNING
PCT. RANK

LAST 10
GAMES

STRENGTH OF
SCHEDULE

OPP. STRENGTH
OF SCHEDULE

TEAM
RPI

ADJ.
RPI

CONF.
RPI

ADJ CONF.
RPI

DIV. I ONLY	6- 12	261	5- 5	261	293	282	282	28	28
DIV. I NON-CONF.	1- 10	327	1- 4	133	251	296	296	28	28
TOTALS	RPI 1-25	RPI 26-50	W-L RECORDS	RPI 51-100	RPI 101-999	RPI 201+			
6- 12	0- 0	0- 0	OVERALL	0- 4	6- 8	6- 3			
3- 6	0- 0	0- 0	HOME	0- 0	3- 6	3- 2			
2- 5	0- 0	0- 0	AWAY	0- 3	2- 2	2- 1			
1- 1	0- 0	0- 0	NEUTRAL	0- 1	1- 0	1- 0			
1- 10	0- 0	0- 0	NON-CONFERENCE	0- 4	1- 6	1- 1			
0- 4	0- 0	0- 0	HOME	0- 0	0- 4	0- 0			
0- 5	0- 0	0- 0	AWAY	0- 3	0- 2	0- 1			
1- 1	0- 0	0- 0	NEUTRAL	0- 1	1- 0	1- 0			
5- 2	0- 0	0- 0	CONFERENCE	0- 0	5- 2	5- 2			
3- 2	0- 0	0- 0	HOME	0- 0	3- 2	3- 2			
2- 0	0- 0	0- 0	AWAY	0- 0	2- 0	2- 0			
0- 0	0- 0	0- 0	NEUTRAL	0- 0	0- 0	0- 0			

RPI 1-25				RPI 26-50				RPI 51-100				RPI 101+ Team's RPI: 282					
RPI	S	Opponent	Score	RPI	S	Opponent	Score	RPI	S	Opponent	Score	RPI	S	Opponent	Score		
								72	A	Maine	68	70	140	H	Hartford	47	59
								86	A	James Madison	36	67	161	H	New Hampshire	65	74
								98	A	Brown	62	85	176	H	Binghamton	47	55
								98	N	Brown	60	72	183	A	Boston College	42	65
													187	H	Boston U.	61	78
													222	A	Holy Cross	57	59
													250	H	LIU Brooklyn	75	56
													260	A	Sacred Heart	81	73
													262	H	Mt. St. Mary's	63	68
													277	A	Fairleigh Dickinson	65	48
													283	H	St. Francis Brooklyn	73	63
													314	H	Wagner	66	75
													318	H	Central Conn. St.	66	50
													322	N	Rhode Island	58	52
LAST 12 Division I GAMES:																	
				283	H	St. Francis Brooklyn	73	63	314	H	Wagner	66	75				
				250	H	LIU Brooklyn	75	56	86	A	James Madison	36	67				
				260	A	Sacred Heart	81	73	140	H	Hartford	47	59				
				277	A	Fairleigh Dickinson	65	48	176	H	Binghamton	47	55				
				318	H	Central Conn. St.	66	50	98	N	Brown	60	72				
				262	H	Mt. St. Mary's	63	68	322	N	Rhode Island	58	52				

Non-Div I Games:

Bryant

B
u
c
k
n
e
l
lB
u
c
k
n
e
l
l

Bucknel I

Average RPI Win:	140	WON-LOST	WINNING	LAST 10	STRENGTH OF	OPP. STRENGTH	TEAM	ADJ.	CONF.	ADJ CONF.
Average RPI Loss:	131	RECORD	PCT. RANK	GAMES	SCHEDULE	OF SCHEDULE	RPI	RPI	RPI	RPI
DIV. I ONLY	15- 3	20	8- 2	112	57	28	28	7	7	
DIV. I NON-CONF.	9- 2	34	4- 1	192	54	43	43	8	8	

TOTALS	RPI 1-25	RPI 26-50	W-L RECORDS	RPI 51-100	RPI 101-999	RPI 201+				
15- 3	0- 0	2- 1	OVERALL	4- 0	9- 2	5- 1				
6- 0	0- 0	0- 0	HOME	2- 0	4- 0	2- 0				
6- 3	0- 0	2- 1	AWAY	1- 0	3- 2	3- 1				
3- 0	0- 0	0- 0	NEUTRAL	1- 0	2- 0	0- 0				
9- 2	0- 0	1- 1	NON-CONFERENCE	1- 0	7- 1	4- 1				
3- 0	0- 0	0- 0	HOME	0- 0	3- 0	2- 0				
3- 2	0- 0	1- 1	AWAY	0- 0	2- 1	2- 1				
3- 0	0- 0	0- 0	NEUTRAL	1- 0	2- 0	0- 0				
6- 1	0- 0	1- 0	CONFERENCE	3- 0	2- 1	1- 0				
3- 0	0- 0	0- 0	HOME	2- 0	1- 0	0- 0				
3- 1	0- 0	1- 0	AWAY	1- 0	1- 1	1- 0				
0- 0	0- 0	0- 0	NEUTRAL	0- 0	0- 0	0- 0				

RPI 1-25				RPI 26-50				Team's RPI: 28				RPI 51-100				RPI 101+			
RPI	S	Opponent	Score	RPI	S	Opponent	Score	RPI	S	Opponent	Score	RPI	S	Opponent	Score	RPI	S	Opponent	Score
				32	A	Ball St.	84 80	56	N	Nebraska	82 72	112	N	Clemson	61 41				
				34	A	Arizona St.	57 76	64	H	Toledo	87 69	115	N	UNLV	80 53				
				39	A	St. John's (NY)	73 72	75	A	Ohio	67 63	116	H	Delaware	87 73				
								96	H	Western Mich.	71 49	117	H	Miami (OH)	72 67				
												146	A	Northern Ill.	84 86				
												209	A	Columbia	65 63				
												214	A	Niagara	62 75				
												223	A	Akron	89 66				
												236	A	St. Bonaventure	76 59				
												293	H	Canisius	73 47				
												310	H	UMES	76 41				
LAST 12 Division I GAMES:																			
				64	H	Toledo	87 69	223	A	Akron	89 66								
				75	A	Ohio	67 63	39	A	St. John's (NY)	73 72								
				32	A	Ball St.	84 80	214	A	Niagara	62 75								
				117	H	Miami (OH)	72 67	236	A	St. Bonaventure	76 59								
				146	A	Northern Ill.	84 86	209	A	Columbia	65 63								
				96	H	Western Mich.	71 49	293	H	Canisius	73 47								

Non-Div I Games:

Buffalo

Average RPI Win:	182	WON-LOST	WINNING	LAST 10	STRENGTH OF	OPP. STRENGTH	TEAM	ADJ.	CONF.	ADJ CONF.
Average RPI Loss:	58	RECORD	PCT. RANK	GAMES	SCHEDULE	OF SCHEDULE	RPI	RPI	RPI	RPI
DIV. I ONLY	13- 9	123	5- 5	89	63	91	91	6	6	
DIV. I NON-CONF.	8- 4	87	2- 0	129	166	74	74	5	5	

TOTALS	RPI 1-25	RPI 26-50	W-L RECORDS	RPI 51-100	RPI 101-999	RPI 201+				
13- 9	0- 1	2- 6	OVERALL	2- 0	9- 2	6- 0				
7- 3	0- 0	1- 1	HOME	1- 0	5- 2	3- 0				
5- 4	0- 1	1- 3	AWAY	0- 0	4- 0	3- 0				
1- 2	0- 0	0- 2	NEUTRAL	1- 0	0- 0	0- 0				
8- 4	0- 0	0- 4	NON-CONFERENCE	1- 0	7- 0	6- 0				
4- 0	0- 0	0- 0	HOME	0- 0	4- 0	3- 0				
3- 2	0- 0	0- 2	AWAY	0- 0	3- 0	3- 0				
1- 2	0- 0	0- 2	NEUTRAL	1- 0	0- 0	0- 0				
5- 5	0- 1	2- 2	CONFERENCE	1- 0	2- 2	0- 0				
3- 3	0- 0	1- 1	HOME	1- 0	1- 2	0- 0				
2- 2	0- 1	1- 1	AWAY	0- 0	1- 0	0- 0				
0- 0	0- 0	0- 0	NEUTRAL	0- 0	0- 0	0- 0				

RPI	S	Opponent	Score	RPI	S	Opponent	Score	RPI	S	Opponent	Score	RPI	S	Opponent	Score
19	A	Marquette	67 69	26	A	Villanova	76 53	62	N	Virginia Tech	79 77	129	A	Georgetown	66 57
				29	A	South Fla.	55 71	93	H	Seton Hall	66 48	129	H	Georgetown	52 63
				30	A	DePaul	65 87					170	H	Xavier	62 69
				32	A	Ball St.	75 87					193	H	Wisconsin	69 62
				35	N	West Virginia	68 75					195	H	Providence	68 57
				39	H	St. John's (NY)	55 73					232	H	Austin Peay	75 54
				42	N	Drexel	62 76					253	H	Lipscomb	70 58
				50	H	Creighton	59 53					257	A	Illinois St.	56 45
LAST 12 Division I GAMES:															
129	H	Georgetown	52 63	93	H	Seton Hall	66 48	129	A	Georgetown	66 57	269	A	Indiana St.	60 51
195	H	Providence	68 57	26	A	Villanova	76 53	170	H	Xavier	62 69	300	H	Loyola Chicago	64 52
50	H	Creighton	59 53	30	A	DePaul	65 87	269	A	Indiana St.	60 51	301	A	Murray St.	88 59
19	A	Marquette	67 69	39	H	St. John's (NY)	55 73								

Non-Div I Games:

Butler

Average RPI Win:	284	WON-LOST	WINNING	LAST 10	STRENGTH OF	OPP. STRENGTH	TEAM	ADJ.	CONF.	ADJ CONF.
Average RPI Loss:	180	RECORD	PCT. RANK	GAMES	SCHEDULE	OF SCHEDULE	RPI	RPI	RPI	RPI
DIV. I ONLY	7- 10	229	5- 4	321	253	261	261	30	30	
DIV. I NON-CONF.	4- 8	239	2- 4	267	202	246	246	30	30	

TOTALS	RPI 1-25	RPI 26-50	W-L RECORDS	RPI 51-100	RPI 101-999	RPI 201+				
7- 10	0- 1	0- 0	OVERALL	0- 1	7- 8	6- 5				
4- 2	0- 0	0- 0	HOME	0- 0	4- 2	4- 1				
3- 8	0- 1	0- 0	AWAY	0- 1	3- 6	2- 4				
0- 0	0- 0	0- 0	NEUTRAL	0- 0	0- 0	0- 0				
4- 8	0- 1	0- 0	NON-CONFERENCE	0- 1	4- 6	3- 3				
2- 1	0- 0	0- 0	HOME	0- 0	2- 1	2- 0				
2- 7	0- 1	0- 0	AWAY	0- 1	2- 5	1- 3				
0- 0	0- 0	0- 0	NEUTRAL	0- 0	0- 0	0- 0				
3- 2	0- 0	0- 0	CONFERENCE	0- 0	3- 2	3- 2				
2- 1	0- 0	0- 0	HOME	0- 0	2- 1	2- 1				
1- 1	0- 0	0- 0	AWAY	0- 0	1- 1	1- 1				
0- 0	0- 0	0- 0	NEUTRAL	0- 0	0- 0	0- 0				

RPI 1-25				RPI 26-50				RPI 51-100				RPI 101+				Team's RPI: 261
RPI	S	Opponent	Score	RPI	S	Opponent	Score	RPI	S	Opponent	Score	RPI	S	Opponent	Score	
22	A	Stanford	34 57					81	A	South Dakota	50 66	124	A	UTEP	56 67	
												175	A	Cal Poly	57 59	
												188	A	Boise St.	65 59	
												189	H	UC Irvine	59 72	
												219	A	SMU	29 41	
												238	H	Omaha	52 43	
												239	A	UC Riverside	65 68	
												247	A	New Mexico St.	48 56	
												249	H	UMKC	58 60	
												258	A	San Jose St.	57 67	
												298	H	Cal St. Fullerton	55 43	
												299	H	Utah Valley	63 58	
												307	A	Southern Utah	46 45	
												316	A	UTRGV	67 64	
												341	H	Chicago St.	63 49	

LAST 12 Division I GAMES:																
341	H	Chicago St.	63 49	175	A	Cal Poly	57 59	188	A	Boise St.	65 59	238	H	Omaha	52 43	
249	H	UMKC	58 60	239	A	UC Riverside	65 68	219	A	SMU	29 41					
247	A	New Mexico St.	48 56													
316	A	UTRGV	67 64													
299	H	Utah Valley	63 58													
189	H	UC Irvine	59 72													

Non-Div I Games: Fresno Pacific 74 63 Whittier 72 35

CSU Bakersfield

CSUN

Through Games Of Jan. 26, 2018

Average RPI Win: 248

Average RPI Loss: 163

WON-LOST RECORD

WINNING PCT. RANK

LAST 10 GAMES

STRENGTH OF SCHEDULE

OPP. STRENGTH OF SCHEDULE

TEAM RPI

ADJ. RPI

CONF. RPI

ADJ CONF. RPI

DIV. I ONLY

DIV. I NON-CONF.

10- 9

6- 7

157

184

6- 3

4- 1

251

197

241

256

215

219

215

219

21

20

21

20

TOTALS

RPI 1-25

RPI 26-50

W-L RECORDS

RPI 51-100

RPI 101-999

RPI 201+

10- 9

0- 1

0- 0

OVERALL

0- 1

10- 7

8- 3

6- 4

0- 0

0- 0

HOME

0- 0

6- 4

5- 2

4- 4

0- 1

0- 0

AWAY

0- 0

4- 3

3- 1

0- 1

0- 0

0- 0

NEUTRAL

0- 1

0- 0

0- 0

6- 7

0- 1

0- 0

NON-CONFERENCE

0- 1

6- 5

4- 2

4- 3

0- 0

0- 0

HOME

0- 0

4- 3

3- 1

2- 3

0- 1

0- 0

AWAY

0- 0

2- 2

1- 1

0- 1

0- 0

0- 0

NEUTRAL

0- 1

0- 0

0- 0

4- 2

0- 0

0- 0

CONFERENCE

0- 0

4- 2

4- 1

2- 1

0- 0

0- 0

HOME

0- 0

2- 1

2- 1

2- 1

0- 0

0- 0

AWAY

0- 0

2- 1

2- 0

0- 0

0- 0

0- 0

NEUTRAL

0- 0

0- 0

0- 0

RPI 1-25

RPI 26-50

RPI 51-100

RPI 101+

Team's RPI: 215

RPI S Opponent Score

6 A Oregon 43 91

RPI S Opponent Score

100 N Milwaukee 50 58

RPI S Opponent Score

142 H Weber St. 61 64

153 H Fresno St. 85 72

169 A Loyola Marymount 75 68

175 A Cal Poly 71 84

181 H Idaho 75 80

190 A New Orleans 73 76

205 H UC Santa Barbara 73 74

210 H Seattle U 67 62

229 A San Diego St. 55 58

238 H Omaha 60 68

239 H UC Riverside 60 55

245 A Hawaii 70 58

258 A San Jose St. 76 59

280 H Arizona 66 63

298 A Cal St. Fullerton 70 68

298 H Cal St. Fullerton 65 41

326 H Northern Ari z. 78 69

LAST 12 Division I GAMES:

245 A Hawaii 70 58

239 H UC Riverside 60 55

298 H Cal St. Fullerton 65 41

175 A Cal Poly 71 84

205 H UC Santa Barbara 73 74

298 A Cal St. Fullerton 70 68

210 H Seattle U 67 62

238 H Omaha 60 68

326 H Northern Ari z. 78 69

169 A Loyola Marymount 75 68

258 A San Jose St. 76 59

153 H Fresno St. 85 72

Non-Div I Games: Biola 68 51

CSUN

Loss, Non-Conf, S Site, H Home A Away N Neutral

Page 37

Non-Div I Games: Biol a 68 51

CSUN

C
a
l
P
o
l
y

Cal Poly				Through Games Of Jan. 26, 2018						
Average RPI Win:	252	WON-LOST	WINNING	LAST 10	STRENGTH OF	OPP. STRENGTH	TEAM	ADJ.	CONF.	ADJ CONF.
Average RPI Loss:	148	RECORD	PCT. RANK	GAMES	SCHEDULE	OF SCHEDULE	RPI	RPI	RPI	RPI
DIV. I ONLY	9- 8	152	6- 4	214	305	175	175	21	21	
DIV. I NON-CONF.	5- 6	187	3- 3	214	324	199	199	20	20	

TOTALS	RPI 1-25	RPI 26-50	W-L RECORDS	RPI 51-100	RPI 101-999	RPI 201+				
9- 8	0- 0	0- 1	OVERALL	0- 2	9- 5	7- 3				
5- 2	0- 0	0- 0	HOME	0- 1	5- 1	3- 0				
4- 6	0- 0	0- 1	AWAY	0- 1	4- 4	4- 3				
0- 0	0- 0	0- 0	NEUTRAL	0- 0	0- 0	0- 0				
5- 6	0- 0	0- 1	NON-CONFERENCE	0- 1	5- 4	4- 2				
3- 1	0- 0	0- 0	HOME	0- 0	3- 1	2- 0				
2- 5	0- 0	0- 1	AWAY	0- 1	2- 3	2- 2				
0- 0	0- 0	0- 0	NEUTRAL	0- 0	0- 0	0- 0				
4- 2	0- 0	0- 0	CONFERENCE	0- 1	4- 1	3- 1				
2- 1	0- 0	0- 0	HOME	0- 1	2- 0	1- 0				
2- 1	0- 0	0- 0	AWAY	0- 0	2- 1	2- 1				
0- 0	0- 0	0- 0	NEUTRAL	0- 0	0- 0	0- 0				

C
a
l
P
o
l
y

RPI 1-25				RPI 26-50				RPI 51-100				RPI 101+ Team's RPI: 175			
RPI	S	Opponent	Score	RPI	S	Opponent	Score	RPI	S	Opponent	Score	RPI	S	Opponent	Score
				44	A	Minnesota	68 112	55	H	UC Davis	76 80	141	H	Robert Morris	50 66
								71	A	Saint Mary's (CA)	64 82	156	A	San Francisco	71 83
												156	H	San Francisco	88 83
												189	H	UC Irvine	79 76
												205	A	UC Santa Barbara	68 73
												211	A	Eastern Wash.	72 75
												215	H	CSUN	84 71
												239	A	UC Riverside	87 82
												261	H	CSU Bakersfield	59 57
												274	H	Grand Canyon	75 69
												275	A	North Dakota St.	73 69
												299	A	Utah Valley	70 89
												326	A	Northern Ariz.	89 73
												336	A	Long Beach St.	75 64

LAST 12 Division I GAMES:															
				336	A	Long Beach St.	75 64	261	H	CSU Bakersfield	59 57				
				55	H	UC Davis	76 80	299	A	Utah Valley	70 89				
				189	H	UC Irvine	79 76	275	A	North Dakota St.	73 69				
				215	H	CSUN	84 71	44	A	Minnesota	68 112				
				205	A	UC Santa Barbara	68 73	211	A	Eastern Wash.	72 75				
				239	A	UC Riverside	87 82	326	A	Northern Ariz.	89 73				

Non-Div I Games: Cal St. Monterey Bay77 44

Cal Poly

Average RPI Win:	294	WON-LOST	WINNING	LAST 10	STRENGTH OF	OPP. STRENGTH	TEAM	ADJ.	CONF.	ADJ CONF.
Average RPI Loss:	191	RECORD	PCT. RANK	GAMES	SCHEDULE	OF SCHEDULE	RPI	RPI	RPI	RPI
DIV. I ONLY	6- 12	261	4- 5	323	281	298	298	21	21	
DIV. I NON-CONF.	4- 8	239	2- 3	326	304	298	298	20	20	

TOTALS	RPI 1-25	RPI 26-50	W-L RECORDS	RPI 51-100	RPI 101-999	RPI 201+				
6- 12	0- 0	0- 0	OVERALL	0- 1	6- 11	6- 6				
4- 3	0- 0	0- 0	HOME	0- 0	4- 3	4- 1				
2- 8	0- 0	0- 0	AWAY	0- 1	2- 7	2- 5				
0- 1	0- 0	0- 0	NEUTRAL	0- 0	0- 1	0- 0				
4- 8	0- 0	0- 0	NON-CONFERENCE	0- 0	4- 8	4- 3				
2- 2	0- 0	0- 0	HOME	0- 0	2- 2	2- 0				
2- 5	0- 0	0- 0	AWAY	0- 0	2- 5	2- 3				
0- 1	0- 0	0- 0	NEUTRAL	0- 0	0- 1	0- 0				
2- 4	0- 0	0- 0	CONFERENCE	0- 1	2- 3	2- 3				
2- 1	0- 0	0- 0	HOME	0- 0	2- 1	2- 1				
0- 3	0- 0	0- 0	AWAY	0- 1	0- 2	0- 2				
0- 0	0- 0	0- 0	NEUTRAL	0- 0	0- 0	0- 0				

C
a
l
s
t
.
F
u
l
l
e
r
t
o
n

C
a
l
s
t
.
F
u
l
l
e
r
t
o
n

RPI 1-25				RPI 26-50				RPI 51-100				RPI 101+ Team's RPI: 298			
RPI	S	Opponent	Score	RPI	S	Opponent	Score	RPI	S	Opponent	Score	RPI	S	Opponent	Score
								55	A	UC Davis	53 67	124	H	UTEP	91 92
												158	A	Pacific	65 81
												181	A	Idaho	60 80
												185	N	Oral Roberts	50 60
												200	H	Denver	58 83
												215	A	CSUN	41 65
												215	H	CSUN	68 70
												229	A	San Diego St.	58 59
												234	A	Montana	47 68
												239	A	UC Riverside	50 63
												245	H	Hawaii	69 57
												254	A	Santa Clara	73 69
												261	A	CSU Bakersfield	43 55
												299	A	Utah Valley	73 36
												312	H	UTSA	55 46
												319	H	Portland	66 61
												336	H	Long Beach St.	67 61

LAST 12 Division I GAMES:															
				55	A	UC Davis	53 67	124	H	UTEP	91 92				
				215	A	CSUN	41 65	299	A	Utah Valley	73 36				
				239	A	UC Riverside	50 63	312	H	UTSA	55 46				
				336	H	Long Beach St.	67 61	181	A	Idaho	60 80				
				215	H	CSUN	68 70	185	N	Oral Roberts	50 60				
				245	H	Hawaii	69 57	234	A	Montana	47 68				

Non-Div I Games: Antelope Valley 74 48

C
a
l
i
f
o
r
n
i
a

Cal i forni a					Through Games Of Jan. 26, 2018						
Average RPI	Win:	154	WON-LOST	WINNING	LAST 10	STRENGTH OF	OPP. STRENGTH	TEAM	ADJ.	CONF.	ADJ CONF.
Average RPI	Loss:	13	RECORD	PCT. RANK	GAMES	SCHEDULE	OF SCHEDULE	RPI	RPI	RPI	RPI
DIV. I ONLY		15- 5	50	7- 3	30	35	24	24	4	4	
DIV. I NON-CONF.		9- 2	34	3- 0	22	72	15	15	3	3	

TOTALS	RPI 1-25		RPI 26-50		W-L RECORDS	RPI 51-100	RPI 101-999		RPI 201+		
15- 5	0- 4		2- 1		OVERALL	3- 0	10- 0		5- 0		
9- 2	0- 2		1- 0		HOME	2- 0	6- 0		3- 0		
6- 3	0- 2		1- 1		AWAY	1- 0	4- 0		2- 0		
0- 0	0- 0		0- 0		NEUTRAL	0- 0	0- 0		0- 0		
9- 2	0- 2		0- 0		NON-CONFERENCE	2- 0	7- 0		3- 0		
5- 1	0- 1		0- 0		HOME	1- 0	4- 0		2- 0		
4- 1	0- 1		0- 0		AWAY	1- 0	3- 0		1- 0		
0- 0	0- 0		0- 0		NEUTRAL	0- 0	0- 0		0- 0		
6- 3	0- 2		2- 1		CONFERENCE	1- 0	3- 0		2- 0		
4- 1	0- 1		1- 0		HOME	1- 0	2- 0		1- 0		
2- 2	0- 1		1- 1		AWAY	0- 0	1- 0		1- 0		
0- 0	0- 0		0- 0		NEUTRAL	0- 0	0- 0		0- 0		

RPI 1-25				RPI 26-50				RPI 51-100				RPI 101+			
RPI	S	Opponent	Score	RPI	S	Opponent	Score	RPI	S	Opponent	Score	RPI	S	Opponent	Score
1	A	UConn	47 82	34	A	Arizona St.	71 80	71	H	Saint Mary's (CA)	87 80	103	A	Kentucky	62 52
8	A	UCLA	52 60	47	A	Southern Cal i forni a	62 59	76	H	Washington St.	66 60	114	H	BYU	70 45
8	H	UCLA	46 82	47	H	Southern Cal i forni a	76 64	98	A	Brown	89 79	135	H	Washing ton	69 60
12	H	Mi ssouri	52 55									158	A	Paci fi c	92 85
												196	H	San Di ego	89 64
												210	H	Seattle U	87 67
												237	H	Manhattan	87 66
												254	A	Santa Clara	79 41
												280	A	Ari zona	53 51
												280	H	Ari zona	63 39

LAST 12 Di vi si on I GAMES:															
280	H	Ari zona	63 39	34	A	Arizona St.	71 80								
47	A	Southern Cal i forni a	62 59	8	H	UCLA	46 82								
8	A	UCLA	52 60	47	H	Southern Cal i forni a	76 64								
76	H	Washington St.	66 60	103	A	Kentucky	62 52								
135	H	Washington	69 60	114	H	BYU	70 45								
280	A	Ari zona	53 51	158	A	Paci fi c	92 85								

Non-Di v I Games:

Cal i forni a

C
a
l
i
f
o
r
n
i
a

Average RPI Win:	290	WON-LOST	WINNING	LAST 10	STRENGTH OF	OPP. STRENGTH	TEAM	ADJ.	CONF.	ADJ CONF.
Average RPI Loss:	175	RECORD	PCT. RANK	GAMES	SCHEDULE	OF SCHEDULE	RPI	RPI	RPI	RPI
DIV. I ONLY	8- 8	172	4- 6	327	303	248	248	29	29	
DIV. I NON-CONF.	5- 4	146	2- 2	323	268	234	234	29	29	

TOTALS	RPI 1-25	RPI 26-50	W-L RECORDS	RPI 51-100	RPI 101-999	RPI 201+				
8- 8	0- 0	0- 0	OVERALL	0- 1	8- 7	8- 3				
3- 4	0- 0	0- 0	HOME	0- 1	3- 3	3- 1				
5- 4	0- 0	0- 0	AWAY	0- 0	5- 2	5- 2				
0- 0	0- 0	0- 0	NEUTRAL	0- 0	0- 0	0- 0				
5- 4	0- 0	0- 0	NON-CONFERENCE	0- 1	5- 3	5- 1				
2- 2	0- 0	0- 0	HOME	0- 1	2- 1	2- 0				
3- 2	0- 0	0- 0	AWAY	0- 0	3- 2	3- 1				
0- 0	0- 0	0- 0	NEUTRAL	0- 0	0- 0	0- 0				
3- 4	0- 0	0- 0	CONFERENCE	0- 0	3- 4	3- 2				
1- 2	0- 0	0- 0	HOME	0- 0	1- 2	1- 1				
2- 2	0- 0	0- 0	AWAY	0- 0	2- 2	2- 1				
0- 0	0- 0	0- 0	NEUTRAL	0- 0	0- 0	0- 0				

RPI 1-25				RPI 26-50				RPI 51-100				RPI 101+				Team's RPI: 248
RPI	S	Opponent	Score	RPI	S	Opponent	Score	RPI	S	Opponent	Score	RPI	S	Opponent	Score	
								70	H	Mercer	57	58				
												119	H	High Point	53	62
												125	A	Kansas	48	66
												144	A	Liberty	42	60
												199	H	Norfolk St.	27	53
												207	A	Gardner-Webb	73	44
												235	A	UNCG	72	61
												241	A	Howard	61	63
												246	H	UNC Asheville	52	60
												252	A	Col. of Charleston	53	45
												259	A	Presbyterian	59	65
												304	H	USC Upstate	69	49
												309	H	Western Caro.	58	51
												332	H	Charleston So.	58	49
												334	A	N. C. Central	58	51
												345	A	Winthrop	72	48

LAST 12 Division I GAMES:																
207	A	Gardner-Webb	73	44	246	H	UNC Asheville	52	60	241	A	Howard	61	63		
144	A	Liberty	42	60	334	A	N. C. Central	58	51	199	H	Norfolk St.	27	53		
119	H	High Point	53	62	309	H	Western Caro.	58	51	70	H	Mercer	57	58		
259	A	Presbyterian	59	65												
332	H	Charleston So.	58	49												
345	A	Winthrop	72	48												

Non-Div I Games: Columbia Int'l 78 39 William Peace 94 42

Campbell

Average RPI Win:	256	WON-LOST	WINNING	LAST 10	STRENGTH OF	OPP. STRENGTH	TEAM	ADJ.	CONF.	ADJ CONF.
Average RPI Loss:	196	RECORD	PCT. RANK	GAMES	SCHEDULE	OF SCHEDULE	RPI	RPI	RPI	RPI
DIV. I ONLY	6- 14	277	4- 6	297	294	293	293	26	26	
DIV. I NON-CONF.	2- 9	295	0- 3	207	285	297	297	25	25	

TOTALS	RPI 1-25	RPI 26-50	W-L RECORDS	RPI 51-100	RPI 101-999	RPI 201+				
6- 14	0- 0	0- 1	OVERALL	0- 1	6- 12	4- 8				
2- 7	0- 0	0- 0	HOME	0- 1	2- 6	1- 5				
4- 6	0- 0	0- 0	AWAY	0- 0	4- 1	3- 0				
0- 1	0- 0	0- 0	NEUTRAL	0- 0	0- 1	0- 0				
2- 9	0- 0	0- 1	NON-CONFERENCE	0- 0	2- 8	1- 4				
1- 4	0- 0	0- 0	HOME	0- 0	1- 4	1- 3				
1- 4	0- 0	0- 1	AWAY	0- 0	1- 3	0- 1				
0- 1	0- 0	0- 0	NEUTRAL	0- 0	0- 1	0- 0				
4- 5	0- 0	0- 0	CONFERENCE	0- 1	4- 4	3- 4				
1- 3	0- 0	0- 0	HOME	0- 1	1- 2	0- 2				
3- 2	0- 0	0- 0	AWAY	0- 0	3- 2	3- 2				
0- 0	0- 0	0- 0	NEUTRAL	0- 0	0- 0	0- 0				

RPI 1-25				RPI 26-50				RPI 51-100				RPI 101+				Team's RPI: 293
RPI	S	Opponent	Score	RPI	S	Opponent	Score	RPI	S	Opponent	Score	RPI	S	Opponent	Score	
				28	A	Buffalo	47 73	58	H	Quinnipiac	55 84	117	A	Miami (OH)	47 72	
												122	N	Middle Tenn.	45 55	
												126	A	Bowling Green	71 57	
												157	A	Bucknell	57 76	
												164	H	Oakland	48 83	
												197	H	Siena	65 57	
												225	H	Morehead St.	52 76	
												236	H	St. Bonaventure	71 69	
												237	A	Manhattan	39 58	
												237	H	Manhattan	56 59	
												264	A	Rider	54 70	
												265	H	Cornell	59 67	
												272	H	Fairfield	52 56	
												278	H	Colgate	63 70	
												296	A	Monmouth	60 48	
												316	A	UTRGV	46 63	
												337	A	Saint Peter's	66 53	
												342	A	Iona	53 49	

LAST 12 Division I GAMES:																
				58	H	Quinnipiac	55 84	237	A	Manhattan	39 58					
				296	A	Monmouth	60 48	342	A	Iona	53 49					
				337	A	Saint Peter's	66 53	272	H	Fairfield	52 56					
				197	H	Siena	65 57	122	N	Middle Tenn.	45 55					
				237	H	Manhattan	56 59	316	A	UTRGV	46 63					
				264	A	Rider	54 70	225	H	Morehead St.	52 76					

Non-Div I Games:

Canisius

Average RPI Win:	249	WON-LOST	WINNING	LAST 10	STRENGTH OF	OPP. STRENGTH	TEAM	ADJ.	CONF.	ADJ CONF.
Average RPI Loss:	71	RECORD	PCT. RANK	GAMES	SCHEDULE	OF SCHEDULE	RPI	RPI	RPI	RPI
DIV. I ONLY	10- 6	104	8- 2	140	197	95	95	27	27	
DIV. I NON-CONF.	3- 4	209	2- 1	10	44	51	51	26	26	

TOTALS	RPI 1-25	RPI 26-50	W-L RECORDS	RPI 51-100	RPI 101-999	RPI 201+				
10- 6	0- 3	0- 0	OVERALL	0- 1	10- 2	8- 0				
5- 1	0- 0	0- 0	HOME	0- 0	5- 1	4- 0				
3- 5	0- 0	0- 0	AWAY	0- 0	3- 0	3- 0				
2- 0	0- 0	0- 0	NEUTRAL	0- 0	2- 0	1- 0				
3- 4	0- 3	0- 0	NON-CONFERENCE	0- 1	3- 0	2- 0				
1- 0	0- 0	0- 0	HOME	0- 0	1- 0	1- 0				
0- 4	0- 3	0- 0	AWAY	0- 1	0- 0	0- 0				
2- 0	0- 0	0- 0	NEUTRAL	0- 0	2- 0	1- 0				
7- 2	0- 0	0- 0	CONFERENCE	0- 0	7- 2	6- 0				
4- 1	0- 0	0- 0	HOME	0- 0	4- 1	3- 0				
3- 1	0- 0	0- 0	AWAY	0- 0	3- 1	3- 0				
0- 0	0- 0	0- 0	NEUTRAL	0- 0	0- 0	0- 0				

RPI 1-25				RPI 26-50				RPI 51-100				Team's RPI : 95				RPI 101+			
RPI	S	Opponent	Score	RPI	S	Opponent	Score	RPI	S	Opponent	Score	RPI	S	Opponent	Score	RPI	S	Opponent	Score
9	A	Tennessee	34 77													112	N	Clemson	53 47
10	A	Baylor	55 86													113	A	SFA	46 59
14	A	Texas A&M	61 72													137	H	Lamar University	51 39
																190	H	New Orleans	48 52
																220	H	Abilene Christian	63 45
																263	A	Nicholls St.	69 48
																266	A	A&M-Corpus Christi	58 50
																275	N	North Dakota St.	68 45
																276	H	Alcorn	75 52
																297	A	Incarnate Word	57 35
																311	H	Southeastern La.	63 47
																331	H	Sam Houston St.	69 44
LAST 12 Division I GAMES:																			
				113	A	SFA	46 59					331	H	Sam Houston St.	69 44				
				220	H	Abilene Christian	63 45					311	H	Southeastern La.	63 47				
				190	H	New Orleans	48 52					266	A	A&M-Corpus Christi	58 50				
				263	A	Nicholls St.	69 48					275	N	North Dakota St.	68 45				
				297	A	Incarnate Word	57 35					112	N	Clemson	53 47				
				137	H	Lamar University	51 39					90	A	South Ala.	43 64				

Non-Div I Games: Central Baptist 75 34 Williams Baptist 77 31 Crowley's Ridge 106 23 Hendrix 79 22 Central Ark.

Average RPI Win:	287	WON-LOST	WINNING	LAST 10	STRENGTH OF	OPP. STRENGTH	TEAM	ADJ.	CONF.	ADJ CONF.
Average RPI Loss:	176	RECORD	PCT. RANK	GAMES	SCHEDULE	OF SCHEDULE	RPI	RPI	RPI	RPI

DIV. I ONLY	2- 16	329	2- 8	152	298	318	318	28	28
DIV. I NON-CONF.	0- 11	337	0- 5	26	233	275	275	28	28

TOTALS	RPI 1-25	RPI 26-50	W-L RECORDS	RPI 51-100	RPI 101-999	RPI 201+			
2- 16	0- 0	0- 2	OVERALL	0- 4	2- 10	2- 8			
2- 7	0- 0	0- 0	HOME	0- 2	2- 5	2- 4			
0- 9	0- 0	0- 2	AWAY	0- 2	0- 5	0- 4			
0- 0	0- 0	0- 0	NEUTRAL	0- 0	0- 0	0- 0			
0- 11	0- 0	0- 2	NON-CONFERENCE	0- 4	0- 5	0- 3			
0- 4	0- 0	0- 0	HOME	0- 2	0- 2	0- 1			
0- 7	0- 0	0- 2	AWAY	0- 2	0- 3	0- 2			
0- 0	0- 0	0- 0	NEUTRAL	0- 0	0- 0	0- 0			
2- 5	0- 0	0- 0	CONFERENCE	0- 0	2- 5	2- 5			
2- 3	0- 0	0- 0	HOME	0- 0	2- 3	2- 3			
0- 2	0- 0	0- 0	AWAY	0- 0	0- 2	0- 2			
0- 0	0- 0	0- 0	NEUTRAL	0- 0	0- 0	0- 0			

RPI 1-25				RPI 26-50				RPI 51-100				RPI 101+				Team's RPI: 318	
RPI	S	Opponent	Score	RPI	S	Opponent	Score	RPI	S	Opponent	Score	RPI	S	Opponent	Score		
31	A	Virginia	59 103	35	A	West Virginia	52 102	54	A	Duquesne	58 83	134	H	Yale	62 75		
								68	H	Albany (NY)	60 72	140	A	Hartford	52 68		
								80	A	Penn St.	66 83	233	A	Stony Brook	55 60		
								98	H	Brown	55 78	250	H	LIU Brooklyn	54 61		
												260	H	Sacred Heart	69 59		
												262	H	Mt. St. Mary's	56 68		
												277	A	Fairleigh Dickinson	49 78		
												282	A	Bryant	50 66		
												283	H	St. Francis Brooklyn	70 78		
												290	H	Morgan St.	41 61		
												291	A	Vermont	48 62		
												314	H	Wagner	59 56		
LAST 12 Division I GAMES:																	
250	H	LIU Brooklyn	54 61	262	H	Mt. St. Mary's	56 68										
283	H	St. Francis Brooklyn	70 78	291	A	Vermont	48 62										
277	A	Fairleigh Dickinson	49 78	233	A	Stony Brook	55 60										
260	H	Sacred Heart	69 59	134	H	Yale	62 75										
282	A	Bryant	50 66	140	A	Hartford	52 68										
314	H	Wagner	59 56	54	A	Duquesne	58 83										

Non-Div I Games:

Central Conn. St.

Average RPI Win:	153	WON-LOST	WINNING	LAST 10	STRENGTH OF	OPP. STRENGTH	TEAM	ADJ.	CONF.	ADJ CONF.
Average RPI Loss:	54	RECORD	PCT. RANK	GAMES	SCHEDULE	OF SCHEDULE	RPI	RPI	RPI	RPI
DIV. I ONLY	14- 3	23	8- 2	106	51	37	37	7	7	
DIV. I NON-CONF.	7- 3	74	3- 2	162	52	83	83	8	8	

TOTALS	RPI 1-25	RPI 26-50	W-L RECORDS	RPI 51-100	RPI 101-999	RPI 201+				
14- 3	0- 0	1- 1	OVERALL	1- 2	12- 0	4- 0				
5- 2	0- 0	0- 1	HOME	1- 1	4- 0	1- 0				
7- 1	0- 0	1- 0	AWAY	0- 1	6- 0	2- 0				
2- 0	0- 0	0- 0	NEUTRAL	0- 0	2- 0	1- 0				
7- 3	0- 0	0- 1	NON-CONFERENCE	0- 2	7- 0	3- 0				
2- 2	0- 0	0- 1	HOME	0- 1	2- 0	1- 0				
3- 1	0- 0	0- 0	AWAY	0- 1	3- 0	1- 0				
2- 0	0- 0	0- 0	NEUTRAL	0- 0	2- 0	1- 0				
7- 0	0- 0	1- 0	CONFERENCE	1- 0	5- 0	1- 0				
3- 0	0- 0	0- 0	HOME	1- 0	2- 0	0- 0				
4- 0	0- 0	1- 0	AWAY	0- 0	3- 0	1- 0				
0- 0	0- 0	0- 0	NEUTRAL	0- 0	0- 0	0- 0				

RPI 1-25				RPI 26-50				Team's RPI: 37				RPI 51-100				RPI 101+			
RPI	S	Opponent	Score	RPI	S	Opponent	Score	RPI	S	Opponent	Score	RPI	S	Opponent	Score	RPI	S	Opponent	Score
				32	A	Ball St.	69 65					54	A	Duquesne	61 64	106	H	Kent St.	88 84
				49	H	Purdue	69 79					58	H	Qui nni pi ac	70 84	117	A	Mi ami (OH)	84 66
												75	H	Ohi o	82 58	126	H	Bowling Green	90 54
																127	N	Iowa St.	81 60
																131	H	Vanderbi lt	92 75
																146	A	Northern Ill.	81 78
																151	A	SIUE	94 56
																164	A	Oakland	103 85
																223	A	Akron	95 86
																229	N	San Diego St.	85 76
																252	H	Col. of Charleston	79 58
																269	A	Indi ana St.	77 67
LAST 12 Di vi si on I GAMES:																			
				223	A	Akron	95 86					32	A	Ball St.	69 65				
				146	A	Northern Ill.	81 78					58	H	Qui nni pi ac	70 84				
				106	H	Kent St.	88 84					54	A	Duquesne	61 64				
				126	H	Bowling Green	90 54					269	A	Indi ana St.	77 67				
				117	A	Mi ami (OH)	84 66					151	A	SIUE	94 56				
				75	H	Ohi o	82 58					164	A	Oakl and	103 85				

Non-Di v I Games: Aquinas 96 47

Central Mich.

Average RPI Win:	322	WON-LOST	WINNING	LAST 10	STRENGTH OF	OPP. STRENGTH	TEAM	ADJ.	CONF.	ADJ CONF.
Average RPI Loss:	201	RECORD	PCT. RANK	GAMES	SCHEDULE	OF SCHEDULE	RPI	RPI	RPI	RPI
DIV. I ONLY	4- 11	289	3- 6	331	326	332	332	29	29	
DIV. I NON-CONF.	2- 6	280	1- 3	329	242	334	334	29	29	

TOTALS	RPI 1-25	RPI 26-50	W-L RECORDS	RPI 51-100	RPI 101-999	RPI 201+				
4- 11	0- 0	0- 0	OVERALL	0- 1	4- 10	4- 7				
3- 4	0- 0	0- 0	HOME	0- 0	3- 4	3- 4				
1- 6	0- 0	0- 0	AWAY	0- 0	1- 2	1- 2				
0- 1	0- 0	0- 0	NEUTRAL	0- 0	0- 1	0- 0				
2- 6	0- 0	0- 0	NON-CONFERENCE	0- 1	2- 5	2- 3				
1- 2	0- 0	0- 0	HOME	0- 0	1- 2	1- 2				
1- 3	0- 0	0- 0	AWAY	0- 1	1- 2	1- 1				
0- 1	0- 0	0- 0	NEUTRAL	0- 0	0- 1	0- 0				
2- 5	0- 0	0- 0	CONFERENCE	0- 0	2- 5	2- 4				
2- 2	0- 0	0- 0	HOME	0- 0	2- 2	2- 2				
0- 3	0- 0	0- 0	AWAY	0- 0	0- 3	0- 2				
0- 0	0- 0	0- 0	NEUTRAL	0- 0	0- 0	0- 0				

RPI 1-25				RPI 26-50				RPI 51-100				RPI 101+				Team's RPI: 332	
RPI	S	Opponent	Score	RPI	S	Opponent	Score	RPI	S	Opponent	Score	RPI	S	Opponent	Score		
								61	A	Georgia Tech	51 78	112	A	Clemson	30 66		
												140	N	Hartford	43 62		
												144	A	Liberty	53 63		
												204	H	Radford	56 61		
												207	A	Gardner-Webb	52 68		
												246	H	UNC Asheville	61 78		
												248	A	Campbell	49 58		
												253	H	Lipscomb	54 58		
												273	A	FIU	70 77		
												288	A	Wofford	68 45		
												305	H	Coppin St.	72 58		
												327	H	South Carolina St.	58 60		
												345	H	Winthrop	81 45		
												348	H	Longwood	73 57		
LAST 12 Division I GAMES:																	
				246	H	UNC Asheville	61 78					348	H	Longwood	73 57		
				207	A	Gardner-Webb	52 68					288	A	Wofford	68 45		
				345	H	Winthrop	81 45					61	A	Georgia Tech	51 78		
				204	H	Radford	56 61					327	H	South Carolina St.	58 60		
				248	A	Campbell	49 58					112	A	Clemson	30 66		
				144	A	Liberty	53 63					273	A	FIU	70 77		

Non-Div I Games: Erskine 79 43 Southern Wesleyan 94 56

Charleston So.

Average RPI Win:	225	WON-LOST	WINNING	LAST 10	STRENGTH OF	OPP. STRENGTH	TEAM	ADJ.	CONF.	ADJ CONF.
Average RPI Loss:	114	RECORD	PCT. RANK	GAMES	SCHEDULE	OF SCHEDULE	RPI	RPI	RPI	RPI
DIV. I ONLY	7- 12	244	4- 6	67	172	171	171	18	18	
DIV. I NON-CONF.	4- 9	249	2- 4	74	112	205	205	19	19	

TOTALS	RPI 1-25	RPI 26-50	W-L RECORDS	RPI 51-100	RPI 101-999	RPI 201+				
7- 12	0- 2	0- 1	OVERALL	1- 2	6- 7	4- 2				
4- 3	0- 1	0- 0	HOME	1- 1	3- 1	2- 0				
3- 7	0- 0	0- 0	AWAY	0- 1	3- 6	2- 2				
0- 2	0- 1	0- 1	NEUTRAL	0- 0	0- 0	0- 0				
4- 9	0- 2	0- 1	NON-CONFERENCE	1- 2	3- 4	3- 1				
3- 2	0- 1	0- 0	HOME	1- 1	2- 0	2- 0				
1- 5	0- 0	0- 0	AWAY	0- 1	1- 4	1- 1				
0- 2	0- 1	0- 1	NEUTRAL	0- 0	0- 0	0- 0				
3- 3	0- 0	0- 0	CONFERENCE	0- 0	3- 3	1- 1				
1- 1	0- 0	0- 0	HOME	0- 0	1- 1	0- 0				
2- 2	0- 0	0- 0	AWAY	0- 0	2- 2	1- 1				
0- 0	0- 0	0- 0	NEUTRAL	0- 0	0- 0	0- 0				

RPI 1-25				RPI 26-50				RPI 51-100				RPI 101+ Team's RPI: 171			
RPI	S	Opponent	Score	RPI	S	Opponent	Score	RPI	S	Opponent	Score	RPI	S	Opponent	Score
13	H	Rutgers	54 77	33	N	South Dakota St.	70 71	54	H	Duquesne	75 72	109	A	Wake Forest	69 71
23	N	Iowa	64 77					70	H	Mercer	74 90	111	H	Rice	55 62
								84	A	Arkansas	72 73	124	A	UTEP	58 67
												147	A	Davi dson	66 68
												147	A	Southern Mi ss.	85 79
												159	H	Southern Mi ss.	66 56
												193	A	Wi sconsi n	66 80
												221	A	North Texas	68 73
												244	A	East Caroli na	55 58
												246	A	UNC Ashevi lle	51 47
												305	H	Coppi n St.	78 49
												323	A	Ol d Domi ni on	63 60
												327	H	South Caroli na St.	64 49

LAST 12 Division I GAMES:															
159	A	Southern Mi ss.	85 79	70	H	Mercer	74 90	327	H	South Caroli na St.	64 49	147	A	Davi dson	66 68
111	H	Rice	55 62									109	A	Wake Forest	69 71
221	A	North Texas	68 73									84	A	Arkansas	72 73
124	A	UTEP	58 67									305	H	Coppi n St.	78 49
323	A	Ol d Domi ni on	63 60												
159	H	Southern Mi ss.	66 56												

Non-Div I Games:

Charlotte

Average RPI	Win:	185	WON-LOST	WINNING	LAST 10	STRENGTH OF	OPP. STRENGTH	TEAM	ADJ.	CONF.	ADJ CONF.
Average RPI	Loss:	94	RECORD	PCT. RANK	GAMES	SCHEDULE	OF SCHEDULE	RPI	RPI	RPI	RPI
DIV. I ONLY		13- 7		87	7- 3	139	92	94	94	17	17
DIV. I NON-CONF.		9- 5		99	4- 2	62	51	62	62	17	17

TOTALS	RPI 1-25		RPI 26-50		W-L RECORDS	RPI 51-100		RPI 101-999		RPI 201+	
13- 7	0- 1		1- 1		OVERALL	1- 2		11- 3		5- 0	
7- 2	0- 0		1- 0		HOME	0- 2		6- 0		4- 0	
3- 4	0- 1		0- 0		AWAY	1- 0		2- 3		1- 0	
3- 1	0- 0		0- 1		NEUTRAL	0- 0		3- 0		0- 0	
9- 5	0- 1		1- 1		NON-CONFERENCE	1- 2		7- 1		2- 0	
4- 2	0- 0		1- 0		HOME	0- 2		3- 0		2- 0	
2- 2	0- 1		0- 0		AWAY	1- 0		1- 1		0- 0	
3- 1	0- 0		0- 1		NEUTRAL	0- 0		3- 0		0- 0	
4- 2	0- 0		0- 0		CONFERENCE	0- 0		4- 2		3- 0	
3- 0	0- 0		0- 0		HOME	0- 0		3- 0		2- 0	
1- 2	0- 0		0- 0		AWAY	0- 0		1- 2		1- 0	
0- 0	0- 0		0- 0		NEUTRAL	0- 0		0- 0		0- 0	

RPI 1-25				RPI 26-50				RPI 51-100				RPI 101+			
RPI	S	Opponent	Score	RPI	S	Opponent	Score	RPI	S	Opponent	Score	RPI	S	Opponent	Score
17	A	Green Bay	30 60	38	H	FGCU	68 61	52	H	UCF	57 58	105	N	Auburn	50 41
				45	N	Princeton	49 59	62	H	Virginia Tech	44 64	129	N	Georgetown	54 41
								74	A	Indiana	64 61	132	A	ETSU	58 65
												168	A	Furman	57 58
												180	A	Florida	65 60
												182	A	Stetson	67 78
												184	N	Northwestern	61 44
												186	H	Samford	68 58
												192	H	Hampton	64 52
												224	H	UT Martin	87 82
												235	H	UNCG	49 42
												259	H	Presbyterian	71 51
												288	A	Wofford	54 47
												309	H	Western Caro.	47 32

LAST 12 Division I GAMES:															
186	H	Samford	68 58	192	H	Hampton	64 52								
168	A	Furman	57 58	45	N	Princeton	49 59								
288	A	Wofford	54 47	180	A	Florida	65 60								
132	A	ETSU	58 65	38	H	FGCU	68 61								
309	H	Western Caro.	47 32	62	H	Virginia Tech	44 64								
235	H	UNCG	49 42	224	H	UT Martin	87 82								

Non-Div I Games:

Chattanooga

Average RPI Win:	0	WON-LOST	WINNING	LAST 10	STRENGTH OF	OPP. STRENGTH	TEAM	ADJ.	CONF.	ADJ CONF.
Average RPI Loss:	193	RECORD	PCT. RANK	GAMES	SCHEDULE	OF SCHEDULE	RPI	RPI	RPI	RPI
DIV. I ONLY	0- 20	346	0- 10	205	313	341	341	30	30	
DIV. I NON-CONF.	0- 15	337	0- 7	173	284	337	337	30	30	

TOTALS	RPI 1-25	RPI 26-50	W-L RECORDS	RPI 51-100	RPI 101-999	RPI 201+				
0- 20	0- 0	0- 0	OVERALL	0- 2	0- 18	0- 9				
0- 9	0- 0	0- 0	HOME	0- 1	0- 8	0- 5				
0- 10	0- 0	0- 0	AWAY	0- 1	0- 9	0- 4				
0- 1	0- 0	0- 0	NEUTRAL	0- 0	0- 1	0- 0				
0- 15	0- 0	0- 0	NON-CONFERENCE	0- 2	0- 13	0- 4				
0- 7	0- 0	0- 0	HOME	0- 1	0- 6	0- 3				
0- 7	0- 0	0- 0	AWAY	0- 1	0- 6	0- 1				
0- 1	0- 0	0- 0	NEUTRAL	0- 0	0- 1	0- 0				
0- 5	0- 0	0- 0	CONFERENCE	0- 0	0- 5	0- 5				
0- 2	0- 0	0- 0	HOME	0- 0	0- 2	0- 2				
0- 3	0- 0	0- 0	AWAY	0- 0	0- 3	0- 3				
0- 0	0- 0	0- 0	NEUTRAL	0- 0	0- 0	0- 0				

RPI 1-25				RPI 26-50				RPI 51-100				RPI 101+ Team's RPI: 341					
RPI	S	Opponent	Score	RPI	S	Opponent	Score	RPI	S	Opponent	Score	RPI	S	Opponent	Score		
								73	A	Kansas St.	51	99	102	A	Wright St.	39	84
								100	H	Milwaukee	59	84	110	A	Western Ill.	54	71
													110	H	Western Ill.	45	83
													146	H	Northern Ill.	59	80
													148	A	Pittsburgh	49	87
													152	A	Wichita St.	63	66
													165	A	Illinois	56	66
													184	H	Northwestern	36	63
													185	N	Oral Roberts	43	73
													210	H	Seattle U	56	63
													225	H	Morehead St.	40	79
													247	A	New Mexico St.	59	74
													261	A	CSU Bakersfield	49	63
													267	A	Valparaiso	60	71
													274	A	Grand Canyon	36	64
													294	H	Jackson St.	69	87
													299	H	Utah Valley	30	68
													300	H	Loyola Chicago	28	46
LAST 12 Division I GAMES:																	
261	A	CSU Bakersfield	49	63	100	H	Milwaukee	59	84								
274	A	Grand Canyon	36	64	73	A	Kansas St.	51	99								
299	H	Utah Valley	30	68	185	N	Oral Roberts	43	73								
210	H	Seattle U	56	63	152	A	Wichita St.	63	66								
247	A	New Mexico St.	59	74	267	A	Valparaiso	60	71								
148	A	Pittsburgh	49	87	102	A	Wright St.	39	84								

Non-Div I Games:

Chicago St.

C
l
e
m
s
o
n

Clemson				Through Games Of Jan. 26, 2018							
Average RPI Win: 243		WON-LOST	WINNING	LAST 10	STRENGTH OF	OPP. STRENGTH	TEAM	ADJ.	CONF.	ADJ	CONF.
Average RPI Loss: 42		RECORD	PCT. RANK	GAMES	SCHEDULE	OF SCHEDULE	RPI	RPI	RPI	RPI	RPI
DIV. I ONLY		11- 10	167	2- 8	80	76	112	112	1	1	
DIV. I NON-CONF.		10- 3	51	3- 1	232	266	112	112	1	1	

TOTALS		RPI 1-25	RPI 26-50		W-L RECORDS		RPI 51-100	RPI 101-999	RPI 201+		
11- 10	0- 3	0- 3		OVERALL		1- 4	10- 0	8- 0			
7- 3	0- 2	0- 0		HOME		0- 1	7- 0	5- 0			
3- 5	0- 1	0- 2		AWAY		1- 2	2- 0	2- 0			
1- 2	0- 0	0- 1		NEUTRAL		0- 1	1- 0	1- 0			
10- 3	0- 1	0- 1		NON-CONFERENCE		1- 1	9- 0	8- 0			
6- 1	0- 1	0- 0		HOME		0- 0	6- 0	5- 0			
3- 0	0- 0	0- 0		AWAY		1- 0	2- 0	2- 0			
1- 2	0- 0	0- 1		NEUTRAL		0- 1	1- 0	1- 0			
1- 7	0- 2	0- 2		CONFERENCE		0- 3	1- 0	0- 0			
1- 2	0- 1	0- 0		HOME		0- 1	1- 0	0- 0			
0- 5	0- 1	0- 2		AWAY		0- 2	0- 0	0- 0			
0- 0	0- 0	0- 0		NEUTRAL		0- 0	0- 0	0- 0			

RPI 1-25				RPI 26-50				RPI 51-100				RPI 101+ Team's RPI: 112			
RPI	S	Opponent	Score	RPI	S	Opponent	Score	RPI	S	Opponent	Score	RPI	S	Opponent	Score
2	A	Notre Dame	37 90	27	A	Syracuse	51 86	56	A	Nebraska	67 66	172	H	Jacksonville St.	53 45
4	H	Florida St.	47 69	28	N	Buffalo	41 61	61	A	Georgia Tech	33 66	183	H	Boston College	65 61
20	H	South Carolina	36 66	31	A	Virginia	41 70	67	H	Miami (FL)	60 72	203	A	Louisiana Tech	55 47
								88	A	North Carolina	52 59	251	H	Kennesaw St.	41 28
								95	N	Central Ark.	47 53	273	A	FIU	67 65
												286	N	Detroit Mercy	72 44
												295	H	Prairie View	64 58
												296	H	Monmouth	57 54
												327	H	South Carolina St.	56 48
												332	H	Charleston So.	66 30
LAST 12 Division I GAMES:															
27	A	Syracuse	51 86	4	H	Florida St.	47 69	61	A	Georgia Tech	33 66	273	A	FIU	67 65
2	A	Notre Dame	37 90	51	A	Nebraska	67 66	95	N	Central Ark.	47 53	286	N	Detroit Mercy	72 44
183	H	Boston College	65 61	61	A	Georgia Tech	33 66	172	H	Jacksonville St.	53 45	295	H	Prairie View	64 58
67	H	Miami (FL)	60 72	27	A	Notre Dame	37 90	203	A	Louisiana Tech	55 47	296	H	Monmouth	57 54
88	A	North Carolina	52 59	28	N	Buffalo	41 61	251	H	Kennesaw St.	41 28	327	H	South Carolina St.	56 48
31	A	Virginia	41 70	31	A	Virginia	41 70	273	A	FIU	67 65	332	H	Charleston So.	66 30

Non-Div I Games:

Clemson

C
l
e
m
s
o
n

Average RPI	Win:	225	WON-LOST	WINNING	LAST 10	STRENGTH OF	OPP. STRENGTH	TEAM	ADJ.	CONF.	ADJ CONF.
Average RPI	Loss:	92	RECORD	PCT. RANK	GAMES	SCHEDULE	OF SCHEDULE	RPI	RPI	RPI	RPI
DIV. I ONLY		13- 7		87	6- 4	177	174	123	123	11	11
DIV. I NON-CONF.		8- 3		65	2- 1	213	188	101	101	12	12

TOTALS	RPI 1-25		RPI 26-50		W-L RECORDS	RPI 51-100		RPI 101-999		RPI 201+	
13- 7	0- 1		0- 1		OVERALL	1- 3		12- 2		9- 1	
8- 3	0- 0		0- 1		HOME	1- 1		7- 1		5- 1	
4- 3	0- 1		0- 0		AWAY	0- 2		4- 0		4- 0	
1- 1	0- 0		0- 0		NEUTRAL	0- 0		1- 1		0- 0	
8- 3	0- 0		0- 1		NON-CONFERENCE	1- 1		7- 1		6- 0	
4- 1	0- 0		0- 1		HOME	1- 0		3- 0		3- 0	
3- 1	0- 0		0- 0		AWAY	0- 1		3- 0		3- 0	
1- 1	0- 0		0- 0		NEUTRAL	0- 0		1- 1		0- 0	
5- 4	0- 1		0- 0		CONFERENCE	0- 2		5- 1		3- 1	
4- 2	0- 0		0- 0		HOME	0- 1		4- 1		2- 1	
1- 2	0- 1		0- 0		AWAY	0- 1		1- 0		1- 0	
0- 0	0- 0		0- 0		NEUTRAL	0- 0		0- 0		0- 0	

RPI	S	Opponent	Score	RPI	S	Opponent	Score	RPI	S	Opponent	Score	RPI	S	Opponent	Score	Team's RPI: 123
17	A	Green Bay	43 69	32	H	Ball St.	64 76	64	A	Toledo	56 65	102	H	Wright St.	71 70	
								69	H	IUPUI	64 77	118	N	Saint Louis	64 80	
								75	H	Ohio	71 64	133	N	Louisiana	54 45	
								100	A	Milwaukee	72 79	164	H	Oakland	70 62	
												213	H	Eastern Mich.	77 65	
												214	A	Niagara	70 61	
												226	A	Bradley	67 65	
												243	H	Youngstown St.	52 66	
												257	A	Illinois St.	56 47	
												270	A	Northern Ky.	70 65	
												286	H	Detroit Mercy	75 50	
												320	H	Ill.-Chicago	70 67	
												325	H	Marshall	85 76	
												339	H	Eastern Ill.	77 69	

LAST 12 Division I GAMES:																
102	H	Wright St.	71 70	69	H	IUPUI	64 77									
243	H	Youngstown St.	52 66	286	H	Detroit Mercy	75 50									
270	A	Northern Ky.	70 65	164	H	Oakland	70 62									
17	A	Green Bay	43 69	226	A	Bradley	67 65									
100	A	Milwaukee	72 79	257	A	Illinois St.	56 47									
320	H	Ill.-Chicago	70 67	64	A	Toledo	56 65									

Non-Div I Games:

Cleveland and St.

Average RPI Win:	271	WON-LOST	WINNING	LAST 10	STRENGTH OF	OPP. STRENGTH	TEAM	ADJ.	CONF.	ADJ CONF.
Average RPI Loss:	171	RECORD	PCT. RANK	GAMES	SCHEDULE	OF SCHEDULE	RPI	RPI	RPI	RPI
DIV. I ONLY	9- 9	172	6- 4	322	227	281	281	23	23	
DIV. I NON-CONF.	4- 5	202	2- 1	328	215	320	320	24	24	

TOTALS	RPI 1-25	RPI 26-50	W-L RECORDS	RPI 51-100	RPI 101-999	RPI 201+				
9- 9	0- 0	0- 1	OVERALL	0- 2	9- 6	7- 4				
8- 3	0- 0	0- 0	HOME	0- 0	8- 3	6- 2				
1- 3	0- 0	0- 0	AWAY	0- 1	1- 2	1- 1				
0- 3	0- 0	0- 1	NEUTRAL	0- 1	0- 1	0- 1				
4- 5	0- 0	0- 1	NON-CONFERENCE	0- 1	4- 3	4- 3				
4- 2	0- 0	0- 0	HOME	0- 0	4- 2	4- 2				
0- 0	0- 0	0- 0	AWAY	0- 0	0- 0	0- 0				
0- 3	0- 0	0- 1	NEUTRAL	0- 1	0- 1	0- 1				
5- 4	0- 0	0- 0	CONFERENCE	0- 1	5- 3	3- 1				
4- 1	0- 0	0- 0	HOME	0- 0	4- 1	2- 0				
1- 3	0- 0	0- 0	AWAY	0- 1	1- 2	1- 1				
0- 0	0- 0	0- 0	NEUTRAL	0- 0	0- 0	0- 0				

RPI	S	Opponent	Score	RPI	S	Opponent	Score	RPI	S	Opponent	Score	RPI	S	Opponent	Score	Team's RPI: 281
27	N	Syracuse	57 69	56	N	Nebraska	47 55	133	A	Louisiana	55 59	166	H	Texas St.	65 64	
				90	A	South Ala.	62 68	178	H	UT Arlington	89 76	194	H	Arkansas St.	63 70	
								221	N	North Texas	34 50	235	H	UNCG	54 60	
								240	A	Troy	97 92	252	H	Col. of Charleston	70 72	
								279	H	UNCW	57 41	288	H	Wofford	67 51	
								308	H	Fort Wayne	67 58	313	H	Georgia St.	64 49	
								330	H	Ga. Southern	54 51	333	A	La. -Monroe	56 62	
								334	H	N.C. Central	68 65					
LAST 12 Division I GAMES:																
194	H	Arkansas St.	63 70	333	A	La. -Monroe	56 62									
240	A	Troy	97 92	166	H	Texas St.	65 64									
90	A	South Ala.	62 68	178	H	UT Arlington	89 76									
313	H	Georgia St.	64 49	288	H	Wofford	67 51									
330	H	Ga. Southern	54 51	27	N	Syracuse	57 69									
133	A	Louisiana	55 59	334	H	N.C. Central	68 65									

Non-Div I Games: Lees-McRae 73 47 Allen 93 49

Coastal Caro.

Average RPI Win:	267	WON-LOST	WINNING	LAST 10	STRENGTH OF	OPP. STRENGTH	TEAM	ADJ.	CONF.	ADJ CONF.
Average RPI Loss:	152	RECORD	PCT. RANK	GAMES	SCHEDULE	OF SCHEDULE	RPI	RPI	RPI	RPI
DIV. I ONLY	5- 15	294	1- 9	137	274	252	252	10	10	
DIV. I NON-CONF.	4- 7	226	2- 1	168	243	228	228	13	13	

TOTALS	RPI 1-25	RPI 26-50	W-L RECORDS	RPI 51-100	RPI 101-999	RPI 201+				
5- 15	0- 1	0- 2	OVERALL	0- 1	5- 11	5- 5				
2- 8	0- 0	0- 0	HOME	0- 1	2- 7	2- 4				
3- 7	0- 1	0- 2	AWAY	0- 0	3- 4	3- 1				
0- 0	0- 0	0- 0	NEUTRAL	0- 0	0- 0	0- 0				
4- 7	0- 1	0- 2	NON-CONFERENCE	0- 0	4- 4	4- 2				
2- 3	0- 0	0- 0	HOME	0- 0	2- 3	2- 2				
2- 4	0- 1	0- 2	AWAY	0- 0	2- 1	2- 0				
0- 0	0- 0	0- 0	NEUTRAL	0- 0	0- 0	0- 0				
1- 8	0- 0	0- 0	CONFERENCE	0- 1	1- 7	1- 3				
0- 5	0- 0	0- 0	HOME	0- 1	0- 4	0- 2				
1- 3	0- 0	0- 0	AWAY	0- 0	1- 3	1- 1				
0- 0	0- 0	0- 0	NEUTRAL	0- 0	0- 0	0- 0				

RPI 1-25				RPI 26-50				RPI 51-100				RPI 101+ Team's RPI: 252			
RPI	S	Opponent	Score	RPI	S	Opponent	Score	RPI	S	Opponent	Score	RPI	S	Opponent	Score
20	A	South Carolina	43 69	37	A	Central Mich.	58 79	86	H	James Madison	45 67	109	H	Wake Forest	40 77
				41	A	Michigan St.	43 107					116	H	Delaware	59 68
												149	A	William & Mary	66 79
												149	H	William & Mary	54 68
												163	A	Northeastern	37 59
												168	A	Furman	58 72
												216	A	Hofstra	60 65
												216	H	Hofstra	60 75
												242	A	North Florida	73 69
												248	H	Campbell	45 53
												253	H	Lipscomb	85 69
												271	A	Towson	80 67
												271	H	Towson	58 83
												281	A	Coastal Caro.	72 70
												284	H	Appalachian St.	70 76
												288	H	Wofford	59 51

LAST 12 Division I GAMES:															
149	A	William & Mary	66 79	216	H	Hofstra	60 75								
271	H	Towson	58 83	271	A	Towson	80 67								
86	H	James Madison	45 67	149	H	William & Mary	54 68								
216	A	Hofstra	60 65	109	H	Wake Forest	40 77								
163	A	Northeastern	37 59	288	H	Wofford	59 51								
116	H	Delaware	59 68	242	A	North Florida	73 69								

Non-Div I Games:

Col. of Charleston

■ Loss,
 ■ Non-Conf, S Site,
 ■ Home
 ■ Away
 N Neutral

C
o
l
g
a
t
e

Colgate				Through Games Of Jan. 26, 2018							
Average RPI	Win:	295	WON-LOST	WINNING	LAST 10	STRENGTH OF	OPP. STRENGTH	TEAM	ADJ.	CONF.	ADJ CONF.
Average RPI	Loss:	157	RECORD	PCT. RANK	GAMES	SCHEDULE	OF SCHEDULE	RPI	RPI	RPI	RPI
DIV. I ONLY			4- 16	305	0- 10	167	279	278	278	15	15
DIV. I NON-CONF.			4- 7	226	0- 3	210	329	232	232	18	18

TOTALS		RPI 1-25		RPI 26-50		W-L RECORDS		RPI 51-100	RPI 101-999	RPI 201+	
4- 16		0- 0		0- 2		OVERALL		0- 3	4- 11	4- 5	
1- 8		0- 0		0- 0		HOME		0- 2	1- 6	1- 2	
3- 8		0- 0		0- 2		AWAY		0- 1	3- 5	3- 3	
0- 0		0- 0		0- 0		NEUTRAL		0- 0	0- 0	0- 0	
4- 7		0- 0		0- 2		NON-CONFERENCE		0- 1	4- 4	4- 2	
1- 3		0- 0		0- 0		HOME		0- 1	1- 2	1- 1	
3- 4		0- 0		0- 2		AWAY		0- 0	3- 2	3- 1	
0- 0		0- 0		0- 0		NEUTRAL		0- 0	0- 0	0- 0	
0- 9		0- 0		0- 0		CONFERENCE		0- 2	0- 7	0- 3	
0- 5		0- 0		0- 0		HOME		0- 1	0- 4	0- 1	
0- 4		0- 0		0- 0		AWAY		0- 1	0- 3	0- 2	
0- 0		0- 0		0- 0		NEUTRAL		0- 0	0- 0	0- 0	

RPI 1-25				RPI 26-50				RPI 51-100				RPI 101+ Team's RPI: 278			
RPI	S	Opponent	Score	RPI	S	Opponent	Score	RPI	S	Opponent	Score	RPI	S	Opponent	Score
				27	A	Syracuse	39 79	60	H	American	55 77	134	A	Yale	56 82
				34	A	Arizona St.	54 65	87	A	Navy	54 70	157	A	Bucknell	57 77
								98	H	Brown	73 83	179	H	Lehigh	51 59
												187	H	Boston U.	49 62
												191	H	Army West Point	54 62
												197	H	Siena	70 73
												214	H	Niagara	44 81
												218	A	Lafayette	48 63
												222	H	Holy Cross	64 71
												227	A	Loyola Maryland	55 70
												265	A	Cornell	74 70
												271	A	Towson	65 61
												277	A	Fairleigh Dickinson	51 61
												293	A	Canisius	70 63
												349	H	UMass Lowell	84 64

LAST 12 Division I GAMES:															
				191	H	Army West Point	54 62	218	A	Lafayette	48 63				
				227	A	Loyola Maryland	55 70	60	H	American	55 77				
				179	H	Lehigh	51 59	222	H	Holy Cross	64 71				
				157	A	Bucknell	57 77	214	H	Niagara	44 81				
				187	H	Boston U.	49 62	98	H	Brown	73 83				
				87	A	Navy	54 70	27	A	Syracuse	39 79				

Non-Div I Games:

Colgate

C
o
l
g
a
t
e

Average RPI Win:	208	WON-LOST	WINNING	LAST 10	STRENGTH OF	OPP. STRENGTH	TEAM	ADJ.	CONF.	ADJ CONF.
Average RPI Loss:	74	RECORD	PCT. RANK	GAMES	SCHEDULE	OF SCHEDULE	RPI	RPI	RPI	RPI
DIV. I ONLY	10- 9	157	2- 7	144	49	138	138	4	4	
DIV. I NON-CONF.	8- 2	45	1- 1	196	169	72	72	3	3	
TOTALS	RPI 1-25	RPI 26-50	W-L RECORDS	RPI 51-100	RPI 101-999	RPI 201+				
10- 9	0- 2	0- 3	OVERALL	2- 3	8- 1	4- 1				
6- 5	0- 2	0- 2	HOME	2- 1	4- 0	3- 0				
4- 4	0- 0	0- 1	AWAY	0- 2	4- 1	1- 1				
0- 0	0- 0	0- 0	NEUTRAL	0- 0	0- 0	0- 0				
8- 2	0- 0	0- 0	NON-CONFERENCE	2- 2	6- 0	3- 0				
5- 1	0- 0	0- 0	HOME	2- 1	3- 0	2- 0				
3- 1	0- 0	0- 0	AWAY	0- 1	3- 0	1- 0				
0- 0	0- 0	0- 0	NEUTRAL	0- 0	0- 0	0- 0				
2- 7	0- 2	0- 3	CONFERENCE	0- 1	2- 1	1- 1				
1- 4	0- 2	0- 2	HOME	0- 0	1- 0	1- 0				
1- 3	0- 0	0- 1	AWAY	0- 1	1- 1	0- 1				
0- 0	0- 0	0- 0	NEUTRAL	0- 0	0- 0	0- 0				

RPI	S	Opponent	Score	RPI	S	Opponent	Score	RPI	S	Opponent	Score	RPI	S	Opponent	Score	Team's RPI: 138
6	H	Oregon	55 74	34	A	Arizona St.	59 73	67	H	Miami (FL)	67 61	135	A	Washington	66 61	
8	H	UCLA	55 93	34	H	Arizona St.	47 72	76	A	Washington St.	75 89	173	A	Colorado St.	70 67	
				47	H	Southern Cal i forni a	51 86	88	A	North Carolina	80 87	186	A	Samford	71 60	
								89	H	Dartmouth	75 81	201	H	Fla. Atlantic	76 69	
								97	H	George Mason	76 61	275	H	North Dakota St.	108 59	
												280	A	Ari zona	63 72	
												280	H	Ari zona	79 60	
												315	A	Air Force	68 43	
												347	H	Mi ssi ssi ppi Val .	85 48	
LAST 12 Division I GAMES:																
6	H	Oregon	55 74	76	A	Washington St.	75 89									
34	A	Arizona St.	59 73	280	H	Ari zona	79 60									
280	A	Ari zona	63 72	34	H	Ari zona St.	47 72									
8	H	UCLA	55 93	315	A	Air Force	68 43									
47	H	Southern Cal i forni a	51 86	89	H	Dartmouth	75 81									
135	A	Washi ngton	66 61	173	A	Colorado St.	70 67									

Non-Div I Games: Westminster (MO) 106 47

Colorado

Average RPI Win:	224	WON-LOST	WINNING	LAST 10	STRENGTH OF	OPP. STRENGTH	TEAM	ADJ.	CONF.	ADJ CONF.
Average RPI Loss:	123	RECORD	PCT. RANK	GAMES	SCHEDULE	OF SCHEDULE	RPI	RPI	RPI	RPI
DIV. I ONLY	12- 7	95	6- 4	226	157	173	173	16	16	
DIV. I NON-CONF.	7- 3	74	3- 0	156	213	128	128	16	16	

TOTALS	RPI 1-25	RPI 26-50	W-L RECORDS	RPI 51-100	RPI 101-999	RPI 201+				
12- 7	0- 0	0- 2	OVERALL	2- 0	10- 5	8- 0				
8- 5	0- 0	0- 2	HOME	1- 0	7- 3	6- 0				
4- 2	0- 0	0- 0	AWAY	1- 0	3- 2	2- 0				
0- 0	0- 0	0- 0	NEUTRAL	0- 0	0- 0	0- 0				
7- 3	0- 0	0- 1	NON-CONFERENCE	2- 0	5- 2	3- 0				
5- 3	0- 0	0- 1	HOME	1- 0	4- 2	3- 0				
2- 0	0- 0	0- 0	AWAY	1- 0	1- 0	0- 0				
0- 0	0- 0	0- 0	NEUTRAL	0- 0	0- 0	0- 0				
5- 4	0- 0	0- 1	CONFERENCE	0- 0	5- 3	5- 0				
3- 2	0- 0	0- 1	HOME	0- 0	3- 1	3- 0				
2- 2	0- 0	0- 0	AWAY	0- 0	2- 2	2- 0				
0- 0	0- 0	0- 0	NEUTRAL	0- 0	0- 0	0- 0				

RPI 1-25				RPI 26-50				RPI 51-100				RPI 101+				Team's RPI: 173	
RPI	S	Opponent	Score	RPI	S	Opponent	Score	RPI	S	Opponent	Score	RPI	S	Opponent	Score		
				36	H	Oklahoma	46 78	53	A	Northern Colo.	55 44	114	H	BYU	56 54		
				48	H	Wyoming	49 53	65	H	Gonzaga	65 49	115	A	UNLV	52 56		
												138	H	Colorado	67 70		
												153	A	Fresno St.	45 56		
												181	H	Idaho	69 83		
												188	H	Boise St.	58 62		
												200	A	Denver	61 56		
												229	A	San Diego St.	65 63		
												229	H	San Diego St.	72 43		
												258	H	San Jose St.	63 48		
												290	H	Morgan St.	60 44		
												295	H	Prairie View	71 59		
												302	H	Utah St.	56 45		
												315	A	Air Force	40 39		
												334	H	N.C. Central	85 48		
LAST 12 Division I GAMES:																	
				229	H	San Diego St.	72 43	229	A	San Diego St.	65 63						
				115	A	UNLV	52 56	258	H	San Jose St.	63 48						
				315	A	Air Force	40 39	188	H	Boise St.	58 62						
				48	H	Wyoming	49 53	290	H	Morgan St.	60 44						
				302	H	Utah St.	56 45	295	H	Prairie View	71 59						
				153	A	Fresno St.	45 56	53	A	Northern Colo.	55 44						

Non-Div I Games: Eastern N.M. 75 35

Colorado St.

■ Loss,
 ■ Non-Conf, S Site,
 ■ Home
 ■ Away
 N Neutral

Average RPI Win:	226	WON-LOST	WINNING	LAST 10	STRENGTH OF	OPP. STRENGTH	TEAM	ADJ.	CONF.	ADJ CONF.
Average RPI Loss:	119	RECORD	PCT. RANK	GAMES	SCHEDULE	OF SCHEDULE	RPI	RPI	RPI	RPI
DIV. I ONLY	6- 12	261	3- 7	115	147	209	209	9	9	
DIV. I NON-CONF.	6- 9	214	4- 5	143	145	188	188	9	9	

TOTALS	RPI 1-25	RPI 26-50	W-L RECORDS	RPI 51-100	RPI 101-999	RPI 201+				
6- 12	0- 2	0- 4	OVERALL	0- 0	6- 6	3- 3				
3- 3	0- 0	0- 1	HOME	0- 0	3- 2	1- 2				
3- 6	0- 0	0- 2	AWAY	0- 0	3- 4	2- 1				
0- 3	0- 2	0- 1	NEUTRAL	0- 0	0- 0	0- 0				
6- 9	0- 2	0- 3	NON-CONFERENCE	0- 0	6- 4	3- 2				
3- 2	0- 0	0- 1	HOME	0- 0	3- 1	1- 1				
3- 4	0- 0	0- 1	AWAY	0- 0	3- 3	2- 1				
0- 3	0- 2	0- 1	NEUTRAL	0- 0	0- 0	0- 0				
0- 3	0- 0	0- 1	CONFERENCE	0- 0	0- 2	0- 1				
0- 1	0- 0	0- 0	HOME	0- 0	0- 1	0- 1				
0- 2	0- 0	0- 1	AWAY	0- 0	0- 1	0- 0				
0- 0	0- 0	0- 0	NEUTRAL	0- 0	0- 0	0- 0				

RPI 1-25				RPI 26-50				RPI 51-100				RPI 101+ Team's RPI: 209			
RPI	S	Opponent	Score	RPI	S	Opponent	Score	RPI	S	Opponent	Score	RPI	S	Opponent	Score
3	N	Mississippi St.	54 90	28	H	Buffalo	63 65					104	A	Penn	51 70
17	N	Green Bay	43 61	34	N	Arizona St.	48 72					111	A	Rice	44 67
				45	A	Princeton	47 69					143	H	Saint Francis (PA)	94 81
				46	A	Houston	53 77					183	H	Boston College	68 60
												192	A	Hampton	58 60
												195	A	Providence	73 64
												216	H	Hofstra	75 53
												228	H	Richmond	79 85
												265	H	Cornell	47 57
												291	A	Vermont	73 66
												329	A	UMBC	60 44
												349	A	UMass Lowell	70 77
LAST 12 Division I GAMES:															
265	H	Cornell	47 57	216	H	Hofstra	75 53								
104	A	Penn	51 70	28	H	Buffalo	63 65								
45	A	Princeton	47 69	143	H	Saint Francis (PA)	94 81								
192	A	Hampton	58 60	329	A	UMBC	60 44								
111	A	Rice	44 67	183	H	Boston College	68 60								
46	A	Houston	53 77	34	N	Arizona St.	48 72								

Non-Div I Games:

Columbi a

Average RPI Win: 308
Average RPI Loss: 175

Average RPI Win: 308		WON-LOST RECORD	WINNING PCT. RANK	LAST 10 GAMES	STRENGTH OF SCHEDULE	OPP. STRENGTH OF SCHEDULE	TEAM RPI	ADJ. RPI	CONF. RPI	ADJ CONF. RPI
Average RPI Loss: 175										
DIV. I ONLY		4- 14	301	3- 7	227	324	305	305	31	31
DIV. I NON-CONF.		1- 11	331	0- 6	131	210	299	299	31	31
TOTALS		RPI 1-25	RPI 26-50	W-L RECORDS		RPI 51-100	RPI 101-999	RPI 201+		
4- 14		0- 3	0- 1	OVERALL		0- 0	4- 10	4- 6		
4- 1		0- 1	0- 0	HOME		0- 0	4- 0	4- 0		
0- 11		0- 0	0- 0	AWAY		0- 0	0- 2	0- 2		
0- 2		0- 1	0- 0	NEUTRAL		0- 0	0- 1	0- 1		
1- 11		0- 3	0- 1	NON-CONFERENCE		0- 0	1- 7	1- 4		
1- 1		0- 1	0- 0	HOME		0- 0	1- 0	1- 0		
0- 8		0- 1	0- 1	AWAY		0- 0	0- 6	0- 3		
0- 2		0- 1	0- 0	NEUTRAL		0- 0	0- 1	0- 1		
3- 3		0- 0	0- 0	CONFERENCE		0- 0	3- 3	3- 2		
3- 0		0- 0	0- 0	HOME		0- 0	3- 0	3- 0		
0- 3		0- 0	0- 0	AWAY		0- 0	0- 3	0- 2		
0- 0		0- 0	0- 0	NEUTRAL		0- 0	0- 0	0- 0		

RPI 1-25					
RPI	S	Opponent	Score		
10	A	Bayl or	54	100	
12	N	Mi ssouri	50	73	
25	H	Maryl and	49	113	

RPI 26-50					
RPI	S	Opponent	Score		
35	A	West Vi rgi ni a	43	101	

RPI 51-100					
RPI	S	Opponent	Score		

RPI 101+					
RPI	S	Opponent	Score		
113	A	SFA	59	72	
122	A	Mi ddle Tenn.	39	69	
171	A	Charlotte	49	78	
199	A	Norfol k St.	57	71	
230	A	N. C. A&T	63	64	
237	N	Manhattan	56	74	
262	H	Mt. St. Mary's	68	54	
290	H	Morgan St.	55	53	
306	A	VCU	47	62	
323	A	Ol d Domi ni on	67	75	
332	A	Charleston So.	58	72	
334	A	N. C. Central	52	60	
335	H	Florida A&M	62	56	
344	H	Savannah St.	66	57	

Team' s RPI : 305+					
RPI	S	Opponent	Score		

LAST 12 Division I GAMES:					
290	H	Morgan St.	55	53	25 H Maryland 49 113
230	A	N. C. A&T	63	64	306 A VCU 47 62
334	A	N. C. Central	52	60	35 A West Virginia 43 101
335	H	Florida A&M	62	56	122 A Middle Tenn. 39 69
344	H	Savannah St.	66	57	171 A Charlotte 49 78
199	A	Norfol k St.	57	71	323 A Old Dominion 67 75

Coppin St.

Average RPI Win: 284
Average RPI Loss: 158

WON-LOST
RECORD

WINNING
PCT. RANK

LAST 10
GAMES

STRENGTH OF
SCHEDULE

OPP. STRENGTH
OF SCHEDULE

TEAM
RPI

ADJ.
RPI

CONF.
RPI

ADJ CONF.
RPI

DIV. I ONLY	5- 11	274	4- 6	266	242	265	265	9	9
DIV. I NON-CONF.	4- 9	249	4- 5	308	298	294	294	9	9
<hr/>									
TOTALS	RPI 1-25	RPI 26-50	W-L RECORDS	RPI 51-100	RPI 101-999	RPI 201+			
5- 11	0- 0	0- 2	OVERALL	0- 0	5- 9	5- 3			
1- 5	0- 0	0- 0	HOME	0- 0	1- 5	1- 2			
4- 6	0- 0	0- 2	AWAY	0- 0	4- 4	4- 1			
0- 0	0- 0	0- 0	NEUTRAL	0- 0	0- 0	0- 0			
4- 9	0- 0	0- 1	NON-CONFERENCE	0- 0	4- 8	4- 3			
1- 5	0- 0	0- 0	HOME	0- 0	1- 5	1- 2			
3- 4	0- 0	0- 1	AWAY	0- 0	3- 3	3- 1			
0- 0	0- 0	0- 0	NEUTRAL	0- 0	0- 0	0- 0			
1- 2	0- 0	0- 1	CONFERENCE	0- 0	1- 1	1- 0			
0- 0	0- 0	0- 0	HOME	0- 0	0- 0	0- 0			
1- 2	0- 0	0- 1	AWAY	0- 0	1- 1	1- 0			
0- 0	0- 0	0- 0	NEUTRAL	0- 0	0- 0	0- 0			

RPI	S	Opponent	Score	RPI	S	Opponent	Score	RPI	S	Opponent	Score	RPI	S	Opponent	Score
42	A	Drexel	39 61	45	A	Princeton	54 75					104	A	Penn	48 68
												148	A	Pittsburgh	39 51
												161	A	New Hampshire	45 48
												164	H	Oakland	77 79
												176	H	Binghamton	58 66
												179	H	Lehigh	57 62
												209	A	Columbia	57 47
												218	H	Lafayette	58 59
												227	A	Loyola Maryland	63 78
												233	H	Stony Brook	48 40
												278	H	Colgate	70 74
												293	A	Canisius	67 59
												338	A	NJIT	61 46
												349	A	UMass Lowell	71 53
<hr/>															
LAST 12 Division I GAMES:															
209	A	Columbia	57 47	42	A	Drexel	39 61	176	H	Binghamton	58 66	164	H	Oakland	77 79
45	A	Princeton	54 75	176	H	Binghamton	58 66	233	H	Stony Brook	48 40	218	H	Lafayette	58 59
104	A	Penn	48 68	164	H	Oakland	77 79	293	A	Canisius	67 59				
338	A	NJIT	61 46	233	H	Stony Brook	48 40								
349	A	UMass Lowell	71 53	218	H	Lafayette	58 59								
161	A	New Hampshire	45 48	293	A	Canisius	67 59								

Non-Div I Games:

Cornell

Creighton					Through Games Of Jan. 26, 2018						
Average RPI	Win:	116	WON-LOST	WINNING	LAST 10	STRENGTH OF	OPP. STRENGTH	TEAM	ADJ.	CONF.	ADJ CONF.
Average RPI	Loss:	51	RECORD	PCT. RANK	GAMES	SCHEDULE	OF SCHEDULE	RPI	RPI	RPI	RPI
DIV. I ONLY		12- 8		117	6- 4	22	8	50	50	6	6
DIV. I NON-CONF.		6- 4		122	1- 1	15	10	38	38	5	5

TOTALS	RPI 1-25		RPI 26-50		W-L RECORDS	RPI 51-100		RPI 101-999		RPI 201+	
12- 8	0- 3		3- 2		OVERALL	2- 2		7- 1		1- 0	
7- 3	0- 2		3- 1		HOME	0- 0		4- 0		0- 0	
5- 3	0- 0		0- 1		AWAY	2- 2		3- 0		1- 0	
0- 2	0- 1		0- 0		NEUTRAL	0- 0		0- 1		0- 0	
6- 4	0- 2		1- 0		NON-CONFERENCE	1- 1		4- 1		1- 0	
3- 1	0- 1		1- 0		HOME	0- 0		2- 0		0- 0	
3- 1	0- 0		0- 0		AWAY	1- 1		2- 0		1- 0	
0- 2	0- 1		0- 0		NEUTRAL	0- 0		0- 1		0- 0	
6- 4	0- 1		2- 2		CONFERENCE	1- 1		3- 0		0- 0	
4- 2	0- 1		2- 1		HOME	0- 0		2- 0		0- 0	
2- 2	0- 0		0- 1		AWAY	1- 1		1- 0		0- 0	
0- 0	0- 0		0- 0		NEUTRAL	0- 0		0- 0		0- 0	

RPI 1-25				RPI 26-50				RPI 51-100				RPI 101+			
RPI	S	Opponent	Score	RPI	S	Opponent	Score	RPI	S	Opponent	Score	RPI	S	Opponent	Score
4	H	Florida St.	82 92	26	H	Villanova	69 54	56	A	Nebraska	64 49	107	A	Drake	108 100
8	N	UCLA	63 72	30	H	DePaul	54 82	81	A	South Dakota	68 73	129	H	Georgetown	69 58
19	H	Marquette	77 92	33	H	South Dakota St.	72 65	91	A	Butler	53 59	135	N	Washington	64 67
				39	A	St. John's (NY)	65 72	93	A	Seton Hall	68 51	152	H	Wichita St.	66 61
				39	H	St. John's (NY)	53 39					155	H	UNI	89 78
												170	A	Xavier	71 64
												195	H	Providence	73 56
												238	A	Omaha	72 51
LAST 12 Division I GAMES:															
				39	H	St. John's (NY)	53 39	39	A	St. John's (NY)	65 72				
				170	A	Xavier	71 64	93	A	Seton Hall	68 51				
				91	A	Butler	53 59	129	H	Georgetown	69 58				
				195	H	Providence	73 56	26	H	Villanova	69 54				
				30	H	DePaul	54 82	4	H	Florida St.	82 92				
				19	H	Marquette	77 92	33	H	South Dakota St.	72 65				

Non-Div I Games:

Creighton

Average RPI	Win: 201	WON-LOST	WINNING	LAST 10	STRENGTH OF	OPP. STRENGTH	TEAM	ADJ.	CONF.	ADJ CONF.
Average RPI	Loss: 99	RECORD	PCT. RANK	GAMES	SCHEDULE	OF SCHEDULE	RPI	RPI	RPI	RPI
DIV. I ONLY	10- 6	104	5- 5	110	156	89	89	9	9	
DIV. I NON-CONF.	8- 5	111	4- 5	198	185	116	116	9	9	
TOTALS	RPI 1-25	RPI 26-50	W-L RECORDS	RPI 51-100	RPI 101-999	RPI 201+				
10- 6	0- 1	0- 0	OVERALL	2- 3	8- 2	4- 0				
7- 1	0- 0	0- 0	HOME	2- 1	5- 0	3- 0				
3- 5	0- 1	0- 0	AWAY	0- 2	3- 2	1- 0				
0- 0	0- 0	0- 0	NEUTRAL	0- 0	0- 0	0- 0				
8- 5	0- 1	0- 0	NON-CONFERENCE	0- 2	8- 2	4- 0				
5- 1	0- 0	0- 0	HOME	0- 1	5- 0	3- 0				
3- 4	0- 1	0- 0	AWAY	0- 1	3- 2	1- 0				
0- 0	0- 0	0- 0	NEUTRAL	0- 0	0- 0	0- 0				
2- 1	0- 0	0- 0	CONFERENCE	2- 1	0- 0	0- 0				
2- 0	0- 0	0- 0	HOME	2- 0	0- 0	0- 0				
0- 1	0- 0	0- 0	AWAY	0- 1	0- 0	0- 0				
0- 0	0- 0	0- 0	NEUTRAL	0- 0	0- 0	0- 0				

RPI	S	Opponent	Score	RPI	S	Opponent	Score	RPI	S	Opponent	Score	RPI	S	Opponent	Score
7	A	Ohio St.	70 103					68	A	Albany (NY)	61 76	138	A	Colorado	81 75
								72	H	Maine	51 64	161	H	New Hampshire	57 49
								79	A	Harvard	65 76	176	A	Binghamton	64 80
								79	H	Harvard	63 56	177	A	Marist	60 51
								98	H	Brown	78 73	183	H	Boston College	68 57
												191	A	Army West Point	56 71
												222	A	Holy Cross	76 74
												291	H	Vermont	66 56
												322	H	Rhode Island	70 54
												338	H	NJIT	81 50
LAST 12 Division I GAMES:															
98	H	Brown	78 73	7	A	Ohio St.	70 103	138	A	Colorado	81 75				
79	A	Harvard	65 76	72	H	Maine	51 64	161	H	New Hampshire	57 49				
79	H	Harvard	63 56	176	A	Binghamton	64 80	177	A	Marist	60 51				
68	A	Albany (NY)	61 76	191	A	Army West Point	56 71								
222	A	Holy Cross	76 74												

Non-Div I Games:

Dartmouth

Average RPI	Win:	245	WON-LOST	WINNING	LAST 10	STRENGTH OF	OPP. STRENGTH	TEAM	ADJ.	CONF.	ADJ CONF.
Average RPI	Loss:	93	RECORD	PCT. RANK	GAMES	SCHEDULE	OF SCHEDULE	RPI	RPI	RPI	RPI
DIV. I ONLY		9- 12		216	5- 5	90	182	147	147	13	13
DIV. I NON-CONF.		5- 8		220	2- 2	60	181	140	140	10	10

TOTALS	RPI 1-25		RPI 26-50		W-L RECORDS	RPI 51-100		RPI 101-999		RPI 201+	
9- 12	0- 1		0- 1		OVERALL	0- 7		9- 3		7- 1	
4- 5	0- 0		0- 1		HOME	0- 3		4- 1		3- 1	
5- 7	0- 1		0- 0		AWAY	0- 4		5- 2		4- 0	
0- 0	0- 0		0- 0		NEUTRAL	0- 0		0- 0		0- 0	
5- 8	0- 1		0- 1		NON-CONFERENCE	0- 3		5- 3		3- 1	
2- 3	0- 0		0- 1		HOME	0- 1		2- 1		1- 1	
3- 5	0- 1		0- 0		AWAY	0- 2		3- 2		2- 0	
0- 0	0- 0		0- 0		NEUTRAL	0- 0		0- 0		0- 0	
4- 4	0- 0		0- 0		CONFERENCE	0- 4		4- 0		4- 0	
2- 2	0- 0		0- 0		HOME	0- 2		2- 0		2- 0	
2- 2	0- 0		0- 0		AWAY	0- 2		2- 0		2- 0	
0- 0	0- 0		0- 0		NEUTRAL	0- 0		0- 0		0- 0	

RPI 1-25				RPI 26-50				RPI 51-100				RPI 101+				Team's RPI: 147	
RPI	S	Opponent	Score	RPI	S	Opponent	Score	RPI	S	Opponent	Score	RPI	S	Opponent	Score		
16	A	NC State	49 73	45	H	Princeton	57 63	52	A	UCF	54 62	119	A	High Point	82 74		
								54	H	Duquesne	54 79	149	A	William & Mary	55 73		
								70	A	Mercer	54 69	168	A	Furman	62 65		
								77	A	Fordham	58 66	171	H	Charlotte	68 66		
								83	H	Elon	58 75	207	H	Gardner-Webb	65 70		
								97	A	George Mason	61 74	228	A	Richmond	68 65		
								99	H	George Washington	48 53	236	A	St. Bonaventure	75 68		
												246	H	UNC Asheville	58 50		
												284	A	Appalachian St.	59 57		
												292	H	Massachusetts	87 81		
												309	A	Western Caro.	70 57		
												322	H	Rhode Island	77 67		
LAST 12 Division I GAMES:																	
292	H	Massachusetts	87 81	54	H	Duquesne	54 79										
236	A	St. Bonaventure	75 68	97	A	George Mason	61 74										
99	H	George Washington	48 53	52	A	UCF	54 62										
228	A	Richmond	68 65	171	H	Charlotte	68 66										
77	A	Fordham	58 66	119	A	High Point	82 74										
322	H	Rhode Island	77 67	207	H	Gardner-Webb	65 70										

Non-Div I Games:

Davidson

Average RPI Win: 183

Average RPI Loss: 42

WON-LOST
RECORDWINNING
PCT. RANKLAST 10
GAMESSTRENGTH OF
SCHEDULEOPP. STRENGTH
OF SCHEDULETEAM
RPIADJ.
RPICONF.
RPIADJ CONF.
RPIDIV. I ONLY
DIV. I NON-CONF.15- 4
7- 432
1029- 1
2- 2143
73106
9057
7957
7913
1013
10

TOTALS

RPI 1-25

RPI 26-50

W-L RECORDS

RPI 51-100

RPI 101-999

RPI 201+

15- 4

0- 1

1- 1

OVERALL

4- 2

10- 0

7- 0

8- 1

0- 1

1- 0

HOME

2- 0

5- 0

4- 0

4- 2

0- 0

0- 0

AWAY

1- 2

3- 0

2- 0

3- 1

0- 0

0- 1

NEUTRAL

1- 0

2- 0

1- 0

7- 4

0- 1

1- 1

NON-CONFERENCE

2- 2

4- 0

3- 0

4- 1

0- 1

1- 0

HOME

1- 0

2- 0

2- 0

0- 2

0- 0

0- 0

AWAY

0- 2

0- 0

0- 0

3- 1

0- 0

0- 1

NEUTRAL

1- 0

2- 0

1- 0

8- 0

0- 0

0- 0

CONFERENCE

2- 0

6- 0

4- 0

4- 0

0- 0

0- 0

HOME

1- 0

3- 0

2- 0

4- 0

0- 0

0- 0

AWAY

1- 0

3- 0

2- 0

0- 0

0- 0

0- 0

NEUTRAL

0- 0

0- 0

0- 0

RPI 1-25

RPI 26-50

RPI 51-100

Team's RPI: 57

RPI 101+

RPI	S	Opponent	Score
17	H	Green Bay	64 75

RPI	S	Opponent	Score
29	N	South Fla.	87 93
31	H	Virginia	61 46

RPI	S	Opponent	Score
58	A	Quinnipiac	66 72
64	A	Toledo	50 68
77	A	Fordham	63 62
79	N	Harvard	72 66
86	H	James Madison	82 54
99	H	George Washington	66 55

RPI	S	Opponent	Score
108	N	Tulane	71 65
118	H	Saint Louis	101 76
167	A	Saint Joseph's	65 59
212	A	La Salle	76 47
228	A	Richmond	66 59
236	H	St. Bonaventure	80 59
290	H	Morgan St.	88 52
322	H	Rhode Island	116 58
340	H	Ark.-Pine Bluff	81 43
347	N	Mississippi Val.	65 46

LAST 12 Division I GAMES:

228	A	Richmond	66	59
99	H	George Washington	66	55
77	A	Fordham	63	62
118	H	Saint Louis	101	76
236	H	St. Bonaventure	80	59
167	A	Saint Joseph's	65	59

322	H	Rhode Island	116	58
212	A	La Salle	76	47
347	N	Mississippi Val.	65	46
29	N	South Fla.	87	93
86	H	James Madison	82	54
17	H	Green Bay	64	75

Dayton

Dayton

Non-Div I Games:

Dayton

Loss,
 Non-Conf, S Site, H Home
A Away
 N Neutral

DePaul

Through Games Of Jan. 26, 2018

Average RPI Win:	133	WON-LOST	WINNING	LAST 10	STRENGTH OF	OPP. STRENGTH	TEAM	ADJ.	CONF.	ADJ CONF.
Average RPI Loss:	23	RECORD	PCT. RANK	GAMES	SCHEDULE	OF SCHEDULE	RPI	RPI	RPI	RPI
DIV. I ONLY	15- 6	62	8- 2	31	9	30	30	6	6	
DIV. I NON-CONF.	8- 4	87	2- 1	32	6	48	48	5	5	

TOTALS

RPI 1-25

RPI 26-50

W-L RECORDS

RPI 51-100

RPI 101-999

RPI 201+

15- 6	0- 3	3- 2	OVERALL	4- 1	8- 0	2- 0
9- 2	0- 1	2- 0	HOME	3- 1	4- 0	2- 0
4- 3	0- 2	1- 1	AWAY	0- 0	3- 0	0- 0
2- 1	0- 0	0- 1	NEUTRAL	1- 0	1- 0	0- 0
8- 4	0- 2	1- 1	NON-CONFERENCE	2- 1	5- 0	2- 0
5- 2	0- 1	1- 0	HOME	1- 1	3- 0	2- 0
1- 1	0- 1	0- 0	AWAY	0- 0	1- 0	0- 0
2- 1	0- 0	0- 1	NEUTRAL	1- 0	1- 0	0- 0
7- 2	0- 1	2- 1	CONFERENCE	2- 0	3- 0	0- 0
4- 0	0- 0	1- 0	HOME	2- 0	1- 0	0- 0
3- 2	0- 1	1- 1	AWAY	0- 0	2- 0	0- 0
0- 0	0- 0	0- 0	NEUTRAL	0- 0	0- 0	0- 0

RPI 1-25

RPI 26-50

Team's RPI: 30

RPI 51-100

RPI 101+

RPI	S	Opponent	Score	RPI	S	Opponent	Score	RPI	S	Opponent	Score
1	H	UConn	69 103	26	A	Villanova	58 84	53	H	Northern Colo.	88 94
2	A	Notre Dame	82 91	36	H	Oklahoma	111 108	65	N	Gonzaga	88 71
19	A	Marquette	81 93	38	N	FGCU	84 89	69	H	IUPUI	85 71
				39	H	St. John's (NY)	76 67	91	H	Butler	87 65
				50	A	Creighton	82 54	93	H	Seton Hall	89 66

LAST 12 Division I GAMES:

129	A	Georgetown	78 62	19	A	Marquette	81 93
26	A	Villanova	58 84	39	H	St. John's (NY)	76 67
91	H	Butler	87 65	93	H	Seton Hall	89 66
170	H	Xavier	79 48	69	H	IUPUI	85 71
50	A	Creighton	82 54	2	A	Notre Dame	82 91
195	A	Providence	71 48	184	A	Northwestern	92 63

DePaul

Non-Div I Games:

DePaul

Loss, Non-Conf, S Site, H Home A Away N Neutral

Page 65

Average RPI	Win: 216	WON-LOST	WINNING	LAST 10	STRENGTH OF	OPP. STRENGTH	TEAM	ADJ.	CONF.	ADJ CONF.
Average RPI	Loss: 126	RECORD	PCT. RANK	GAMES	SCHEDULE	OF SCHEDULE	RPI	RPI	RPI	RPI
DIV. I ONLY	12- 7	95	7- 3	202	176	116	116	10	10	
DIV. I NON-CONF.	7- 4	102	3- 1	247	203	135	135	13	13	

TOTALS	RPI 1-25	RPI 26-50	W-L RECORDS	RPI 51-100	RPI 101-999	RPI 201+				
12- 7	0- 0	0- 3	OVERALL	2- 1	10- 3	8- 1				
5- 2	0- 0	0- 0	HOME	2- 0	3- 2	3- 0				
6- 4	0- 0	0- 3	AWAY	0- 1	6- 0	4- 0				
1- 1	0- 0	0- 0	NEUTRAL	0- 0	1- 1	1- 1				
7- 4	0- 0	0- 2	NON-CONFERENCE	1- 0	6- 2	4- 1				
3- 1	0- 0	0- 0	HOME	1- 0	2- 1	2- 0				
3- 2	0- 0	0- 2	AWAY	0- 0	3- 0	1- 0				
1- 1	0- 0	0- 0	NEUTRAL	0- 0	1- 1	1- 1				
5- 3	0- 0	0- 1	CONFERENCE	1- 1	4- 1	4- 0				
2- 1	0- 0	0- 0	HOME	1- 0	1- 1	1- 0				
3- 2	0- 0	0- 1	AWAY	0- 1	3- 0	3- 0				
0- 0	0- 0	0- 0	NEUTRAL	0- 0	0- 0	0- 0				

RPI 1-25				RPI 26-50				RPI 51-100				RPI 101+ Team's RPI: 116			
RPI	S	Opponent	Score	RPI	S	Opponent	Score	RPI	S	Opponent	Score	RPI	S	Opponent	Score
				28	A	Buffalo	73 87	60	H	American	72 56	140	A	Hartford	72 63
				42	A	Drexel	53 74	83	A	Elon	51 64	163	H	Northeastern	53 64
				45	A	Princeton	60 78	83	H	Elon	80 66	187	H	Boston U.	79 85
												191	A	Army West Point	70 59
												216	A	Hofstra	58 51
												227	H	Loyola Maryland	71 38
												236	A	St. Bonaventure	53 52
												252	A	Col. of Charleston	68 59
												271	H	Towson	51 49
												279	A	UNCW	82 49
												303	H	Delaware St.	84 49
												337	N	Saint Peter's	87 90
												339	N	Eastern Ill.	66 37
LAST 12 Division I GAMES:															
				163	H	Northeastern	53 64	83	H	Elon	80 66				
				83	A	Elon	51 64	42	A	Drexel	53 74				
				279	A	UNCW	82 49	227	H	Loyola Maryland	71 38				
				271	H	Towson	51 49	303	H	Delaware St.	84 49				
				216	A	Hofstra	58 51	191	A	Army West Point	70 59				
				252	A	Col. of Charleston	68 59	45	A	Princeton	60 78				

Non-Div I Games:

Del aware

Average RPI Win: 322			WON-LOST RECORD			WINNING PCT. RANK			LAST 10 GAMES			STRENGTH OF SCHEDULE			OPP. STRENGTH OF SCHEDULE			TEAM RPI			ADJ. RPI			CONF. RPI			ADJ CONF. RPI		
Average RPI Loss: 166																													
DIV. I ONLY			3- 17			319			2- 8			182			290			303			303			31			31		
DIV. I NON-CONF.			1- 12			335			0- 5			98			121			288			288			31			31		
TOTALS			RPI 1-25			RPI 26-50			W-L RECORDS			RPI 51-100			RPI 101-999			RPI 201+											
3- 17			0- 1			0- 2			OVERALL			0- 0			3- 14			3- 5											
2- 6			0- 0			0- 1			HOME			0- 0			2- 5			2- 4											
1- 9			0- 0			0- 0			AWAY			0- 0			1- 3			1- 0											
0- 2			0- 0			0- 0			NEUTRAL			0- 0			0- 2			0- 0											
1- 12			0- 1			0- 2			NON-CONFERENCE			0- 0			1- 9			1- 1											
1- 3			0- 0			0- 1			HOME			0- 0			1- 2			1- 1											
0- 7			0- 1			0- 1			AWAY			0- 0			0- 5			0- 0											
0- 2			0- 0			0- 0			NEUTRAL			0- 0			0- 2			0- 0											
2- 5			0- 0			0- 0			CONFERENCE			0- 0			2- 5			2- 4											
1- 3			0- 0			0- 0			HOME			0- 0			1- 3			1- 3											
1- 2			0- 0			0- 0			AWAY			0- 0			1- 2			1- 1											
0- 0			0- 0			0- 0			NEUTRAL			0- 0			0- 0			0- 0											

RPI 1-25				RPI 26-50				RPI 51-100				RPI 101+ Team's RPI: 303			
RPI	S	Opponent	Score	RPI	S	Opponent	Score	RPI	S	Opponent	Score	RPI	S	Opponent	Score
21	A	Michigan	36 105	30	A	DePaul	71 110					101	N	Ole Miss	58 110
				42	H	Drexel	52 73					116	A	Delaware	49 84
												125	A	Kansas	49 81
												141	H	Robert Morris	42 65
												174	A	Temple	72 96
												180	A	Florida	51 85
												182	N	Stetson	43 58
												192	A	Hampton	62 66
												201	A	Fla. Atlantic	67 90
												202	H	Bethune-Cookman	60 68
												212	H	La Salle	48 71
												230	H	N. C. A&T	48 66
												290	A	Morgan St.	62 54
												327	H	South Carolina St.	58 44
												334	H	N. C. Central	67 74
												335	A	Florida A&M	54 59
												348	H	Longwood	60 56

LAST 12 Division I GAMES:															
290	A	Morgan St.	62 54	334	H	N. C. Central	67 74								
202	H	Bethune-Cookman	60 68	182	N	Stetson	43 58								
335	A	Florida A&M	54 59	201	A	Fla. Atlantic	67 90								
192	A	Hampton	62 66	180	A	Florida	51 85								
230	H	N. C. A&T	48 66	21	A	Michigan	36 105								
327	H	South Carolina St.	58 44	212	H	La Salle	48 71								

Non-Div I Games:

Delaware St.

Average RPI Win:	287	WON-LOST	WINNING	LAST 10	STRENGTH OF	OPP. STRENGTH	TEAM	ADJ.	CONF.	ADJ CONF.
Average RPI Loss:	100	RECORD	PCT. RANK	GAMES	SCHEDULE	OF SCHEDULE	RPI	RPI	RPI	RPI

DIV. I ONLY	11- 10	167	5- 5	270	210	200	200	14	14
DIV. I NON-CONF.	8- 6	143	3- 2	310	255	222	222	15	15

TOTALS	RPI 1-25	RPI 26-50	W-L RECORDS	RPI 51-100	RPI 101-999	RPI 201+			
11- 10	0- 0	0- 2	OVERALL	0- 3	11- 5	11- 0			
3- 4	0- 0	0- 2	HOME	0- 1	3- 1	3- 0			
7- 4	0- 0	0- 0	AWAY	0- 2	7- 2	7- 0			
1- 2	0- 0	0- 0	NEUTRAL	0- 0	1- 2	1- 0			
8- 6	0- 0	0- 1	NON-CONFERENCE	0- 2	8- 3	8- 0			
2- 3	0- 0	0- 1	HOME	0- 1	2- 1	2- 0			
5- 1	0- 0	0- 0	AWAY	0- 1	5- 0	5- 0			
1- 2	0- 0	0- 0	NEUTRAL	0- 0	1- 2	1- 0			
3- 4	0- 0	0- 1	CONFERENCE	0- 1	3- 2	3- 0			
1- 1	0- 0	0- 1	HOME	0- 0	1- 0	1- 0			
2- 3	0- 0	0- 0	AWAY	0- 1	2- 2	2- 0			
0- 0	0- 0	0- 0	NEUTRAL	0- 0	0- 0	0- 0			

RPI 1-25	RPI 26-50	RPI 51-100	RPI 101+ Team's RPI: 200
RPI S Opponent Score	RPI S Opponent Score	RPI S Opponent Score	RPI S Opponent Score
33 H South Dakota St. 58 69	53 H Northern Colo. 63 71	110 A Western Ill. 93 118	
48 H Wyoming 51 61	60 A American 53 66	117 N Miami (OH) 52 69	
	81 A South Dakota 51 79	144 N Liberty 69 82	
		173 H Colorado St. 56 61	
		185 A Oral Roberts 60 90	
		213 N Eastern Mich. 60 54	
		238 A Omaha 85 74	
		249 A UMKC 77 68	
		275 H North Dakota St. 98 79	
		298 A Cal St. Fullerton 83 58	
		299 H Utah Valley 72 53	
		302 A Utah St. 74 72	
		308 A Fort Wayne 73 55	
		315 A Air Force 75 54	
		326 H Northern Ariz. 80 73	
		329 A UMBC 70 48	
LAST 12 Division I GAMES:			
110 A Western Ill. 93 118	299 H Utah Valley 72 53		
185 A Oral Roberts 60 90	81 A South Dakota 51 79		
238 A Omaha 85 74	249 A UMKC 77 68		
275 H North Dakota St. 98 79	144 N Liberty 69 82		
33 H South Dakota St. 58 69	302 A Utah St. 74 72		
308 A Fort Wayne 73 55	60 A American 53 66		

Non-Div I Games: Chadron St. 99 55

Denver

Average RPI Win:	320	WON-LOST	WINNING	LAST 10	STRENGTH OF	OPP. STRENGTH	TEAM	ADJ.	CONF.	ADJ CONF.
Average RPI Loss:	123	RECORD	PCT. RANK	GAMES	SCHEDULE	OF SCHEDULE	RPI	RPI	RPI	RPI
DIV. I ONLY	1- 18	344	1- 9	94	114	286	286	11	11	
DIV. I NON-CONF.	0- 11	337	0- 4	120	50	301	301	12	12	

TOTALS	RPI 1-25	RPI 26-50	W-L RECORDS	RPI 51-100	RPI 101-999	RPI 201+				
1- 18	0- 2	0- 1	OVERALL	0- 4	1- 11	1- 4				
0- 9	0- 2	0- 1	HOME	0- 2	0- 4	0- 2				
1- 7	0- 0	0- 0	AWAY	0- 2	1- 5	1- 1				
0- 2	0- 0	0- 0	NEUTRAL	0- 0	0- 2	0- 1				
0- 11	0- 1	0- 1	NON-CONFERENCE	0- 2	0- 7	0- 2				
0- 5	0- 1	0- 1	HOME	0- 1	0- 2	0- 1				
0- 4	0- 0	0- 0	AWAY	0- 1	0- 3	0- 0				
0- 2	0- 0	0- 0	NEUTRAL	0- 0	0- 2	0- 1				
1- 7	0- 1	0- 0	CONFERENCE	0- 2	1- 4	1- 2				
0- 4	0- 1	0- 0	HOME	0- 1	0- 2	0- 1				
1- 3	0- 0	0- 0	AWAY	0- 1	1- 2	1- 1				
0- 0	0- 0	0- 0	NEUTRAL	0- 0	0- 0	0- 0				

RPI 1-25				RPI 26-50				RPI 51-100				RPI 101+ Team's RPI: 286			
RPI	S	Opponent	Score	RPI	S	Opponent	Score	RPI	S	Opponent	Score	RPI	S	Opponent	Score
17	H	Green Bay	27 85	41	H	Michigan St.	60 97	64	H	Toledo	64 81	102	H	Wright St.	60 88
21	H	Michigan	50 86					69	A	IUPUI	62 90	106	A	Kent St.	74 82
								96	A	Western Mich.	62 74	112	N	Clemson	44 72
								100	H	Milwaukee	61 70	117	A	Miami (OH)	64 91
												123	A	Cleveland St.	50 75
												126	H	Bowling Green	81 85
												165	A	Illinois	65 73
												213	H	Eastern Mich.	76 78
												221	N	North Texas	57 63
												243	A	Youngstown St.	59 76
												270	H	Northern Ky.	67 78
												320	A	Ill.-Chicago	61 58

LAST 12 Division I GAMES:															
100	H	Milwaukee	61 70	123	A	Cleveland St.	50 75	243	A	Youngstown St.	59 76				
17	H	Green Bay	27 85					64	H	Toledo	64 81				
320	A	Ill.-Chicago	61 58					213	H	Eastern Mich.	76 78				
69	A	IUPUI	62 90					165	A	Illinois	65 73				
102	H	Wright St.	60 88					96	A	Western Mich.	62 74				
270	H	Northern Ky.	67 78												

Non-Div I Games:

Detroit Mercy

Average RPI	Win:	216	WON-LOST	WINNING	LAST 10	STRENGTH OF	OPP. STRENGTH	TEAM	ADJ.	CONF.	ADJ CONF.
Average RPI	Loss:	45	RECORD	PCT. RANK	GAMES	SCHEDULE	OF SCHEDULE	RPI	RPI	RPI	RPI
DIV. I ONLY		12- 7		95	8- 2	121	123	107	107	24	24
DIV. I NON-CONF.		4- 7		226	0- 3	19	30	136	136	22	22

TOTALS	RPI 1-25		RPI 26-50		W-L RECORDS	RPI 51-100		RPI 101-999		RPI 201+	
12- 7	0- 2		0- 3		OVERALL	1- 2		11- 0		6- 0	
8- 3	0- 0		0- 2		HOME	1- 1		7- 0		4- 0	
3- 3	0- 2		0- 1		AWAY	0- 0		3- 0		1- 0	
1- 1	0- 0		0- 0		NEUTRAL	0- 1		1- 0		1- 0	
4- 7	0- 2		0- 3		NON-CONFERENCE	1- 2		3- 0		1- 0	
3- 3	0- 0		0- 2		HOME	1- 1		2- 0		0- 0	
0- 3	0- 2		0- 1		AWAY	0- 0		0- 0		0- 0	
1- 1	0- 0		0- 0		NEUTRAL	0- 1		1- 0		1- 0	
8- 0	0- 0		0- 0		CONFERENCE	0- 0		8- 0		5- 0	
5- 0	0- 0		0- 0		HOME	0- 0		5- 0		4- 0	
3- 0	0- 0		0- 0		AWAY	0- 0		3- 0		1- 0	
0- 0	0- 0		0- 0		NEUTRAL	0- 0		0- 0		0- 0	

RPI 1-25				RPI 26-50				RPI 51-100				RPI 101+ Team's RPI: 107			
RPI	S	Opponent	Score	RPI	S	Opponent	Score	RPI	S	Opponent	Score	RPI	S	Opponent	Score
6	A	Oregon	77 110	33	H	South Dakota St.	78 85	56	H	Nebraska	84 89	127	H	Iowa St.	83 80
23	A	Iowa	66 79	48	A	Wyoming	61 75	97	N	George Mason	75 87	128	A	Missouri St.	80 68
				50	H	Creighton	100 108	100	H	Milwaukee	77 73	144	H	Liberty	96 68
												150	A	Southern Ill.	75 64
												155	H	UNI	81 64
												257	A	Illinois St.	65 58
												267	H	Valparaiso	86 50
												269	H	Indiana St.	85 64
												300	H	Loyola Chicago	72 46
												346	H	Evansville	107 66
												347	N	Mississippi Val.	96 60

LAST 12 Division I GAMES:															
257	A	Illinois St.	65 58	300	H	Loyola Chicago	72 46								
155	H	UNI	81 64	267	H	Valparaiso	86 50								
346	H	Evansville	107 66	23	A	Iowa	66 79								
269	H	Indiana St.	85 64	33	H	South Dakota St.	78 85								
150	A	Southern Ill.	75 64	56	H	Nebraska	84 89								
128	A	Missouri St.	80 68	50	H	Creighton	100 108								

Non-Div I Games: Iowa Wesleyan 102 25

Drake

Average RPI Win: **190**
 Average RPI Loss: **58**

WON-LOST
RECORD

WINNING
PCT. RANK

LAST 10
GAMES

STRENGTH OF
SCHEDULE

OPP. STRENGTH
OF SCHEDULE

TEAM
RPI

ADJ.
RPI

CONF.
RPI

ADJ CONF.
RPI

DIV. I ONLY	15- 5	50	9- 1	91	136	42	42	10	10
DIV. I NON-CONF.	8- 4	87	3- 1	134	84	70	70	13	13
<hr/>									
TOTALS	RPI 1-25	RPI 26-50	W-L RECORDS	RPI 51-100	RPI 101-999	RPI 201+			
15- 5	0- 0	0- 2	OVERALL	2- 3	13- 0	8- 0			
8- 0	0- 0	0- 0	HOME	1- 0	7- 0	5- 0			
6- 3	0- 0	0- 1	AWAY	0- 2	6- 0	3- 0			
1- 2	0- 0	0- 1	NEUTRAL	1- 1	0- 0	0- 0			
8- 4	0- 0	0- 2	NON-CONFERENCE	1- 2	7- 0	5- 0			
4- 0	0- 0	0- 0	HOME	0- 0	4- 0	3- 0			
3- 2	0- 0	0- 1	AWAY	0- 1	3- 0	2- 0			
1- 2	0- 0	0- 1	NEUTRAL	1- 1	0- 0	0- 0			
7- 1	0- 0	0- 0	CONFERENCE	1- 1	6- 0	3- 0			
4- 0	0- 0	0- 0	HOME	1- 0	3- 0	2- 0			
3- 1	0- 0	0- 0	AWAY	0- 1	3- 0	1- 0			
0- 0	0- 0	0- 0	NEUTRAL	0- 0	0- 0	0- 0			

RPI	S	Opponent	Score	RPI	S	Opponent	Score	RPI	S	Opponent	Score	RPI	S	Opponent	Score
27	A	Syracuse	62 72	62	N	Virginia Tech	67 79	62	N	Virginia Tech	67 79	116	H	Delaware	74 53
35	N	West Virginia	42 75	80	A	Penn St.	70 84	80	A	Penn St.	70 84	149	A	William & Mary	65 58
				83	H	Elon	58 56	83	H	Elon	58 56	157	H	Bucknell	63 54
				86	A	James Madison	48 56	86	A	James Madison	48 56	163	A	Northeastern	69 58
				91	N	Butler	76 62	91	N	Butler	76 62	167	A	Saint Joseph's	65 58
												212	H	La Salle	79 54
												214	A	Niagara	66 65
												216	A	Hofstra	58 47
												216	H	Hofstra	47 38
												218	H	Lafayette	52 37
												265	H	Cornell	61 39
												279	H	UNCW	68 42
												303	A	Delaware St.	73 52
<hr/>															
LAST 12 Division I GAMES:															
83	H	Elon	58 56	216	H	Hofstra	47 38	83	H	Elon	58 56	216	H	Hofstra	47 38
216	A	Hofstra	58 47	116	H	Delaware	74 53	216	A	Hofstra	58 47	116	H	Delaware	74 53
163	A	Northeastern	69 58	265	H	Cornell	61 39	163	A	Northeastern	69 58	265	H	Cornell	61 39
279	H	UNCW	68 42	167	A	Saint Joseph's	65 58	279	H	UNCW	68 42	167	A	Saint Joseph's	65 58
86	A	James Madison	48 56	27	A	Syracuse	62 72	86	A	James Madison	48 56	27	A	Syracuse	62 72
149	A	William & Mary	65 58	214	A	Niagara	66 65	149	A	William & Mary	65 58	214	A	Niagara	66 65

Non-Div I Games:

Drexel

Average RPI Win:	188	WON-LOST	WINNING	LAST 10	STRENGTH OF	OPP. STRENGTH	TEAM	ADJ.	CONF.	ADJ CONF.
Average RPI Loss:	101	RECORD	PCT. RANK	GAMES	SCHEDULE	OF SCHEDULE	RPI	RPI	RPI	RPI
DIV. I ONLY	17- 3	14	9- 1	221	98	54	54	13	13	
DIV. I NON-CONF.	10- 3	51	4- 1	229	47	66	66	10	10	

TOTALS	RPI 1-25	RPI 26-50	W-L RECORDS	RPI 51-100	RPI 101-999	RPI 201+				
17- 3	0- 1	2- 0	OVERALL	3- 0	12- 2	8- 0				
9- 0	0- 0	1- 0	HOME	2- 0	6- 0	5- 0				
7- 2	0- 0	1- 0	AWAY	1- 0	5- 2	2- 0				
1- 1	0- 1	0- 0	NEUTRAL	0- 0	1- 0	1- 0				
10- 3	0- 1	2- 0	NON-CONFERENCE	1- 0	7- 2	5- 0				
6- 0	0- 0	1- 0	HOME	1- 0	4- 0	3- 0				
3- 2	0- 0	1- 0	AWAY	0- 0	2- 2	1- 0				
1- 1	0- 1	0- 0	NEUTRAL	0- 0	1- 0	1- 0				
7- 0	0- 0	0- 0	CONFERENCE	2- 0	5- 0	3- 0				
3- 0	0- 0	0- 0	HOME	1- 0	2- 0	2- 0				
4- 0	0- 0	0- 0	AWAY	1- 0	3- 0	1- 0				
0- 0	0- 0	0- 0	NEUTRAL	0- 0	0- 0	0- 0				

RPI 1-25				RPI 26-50				RPI 51-100 Team's RPI: 54				RPI 101+			
RPI	S	Opponent	Score	RPI	S	Opponent	Score	RPI	S	Opponent	Score	RPI	S	Opponent	Score
1	N	UConn	52 104	31	A	Virginia	74 63	64	H	Toledo	73 54	132	A	ETSU	77 81
				37	H	Central Mich.	64 61	97	H	George Mason	71 64	143	H	Saint Francis (PA)	87 68
								99	A	George Washington	54 53	147	A	Davidson	79 54
												148	A	Pittsburgh	66 53
												167	A	Saint Joseph's	61 42
												171	A	Charlotte	72 75
												212	H	La Salle	78 50
												223	H	Akron	66 60
												230	N	N. C. A&T	73 60
												292	H	Massachusetts	60 57
												306	A	VCU	70 51
												318	H	Central Conn. St.	83 58
												342	H	Iona	80 59
												345	A	Winthrop	81 54

								LAST 12 Division I GAMES:							
				167	A	Saint Joseph's	61 42	292	H	Massachusetts	60 57				
				97	H	George Mason	71 64	1	N	UConn	52 104				
				212	H	La Salle	78 50	37	H	Central Mich.	64 61				
				99	A	George Washington	54 53	223	H	Akron	66 60				
				306	A	VCU	70 51	64	H	Toledo	73 54				
				147	A	Davidson	79 54	318	H	Central Conn. St.	83 58				

Non-Div I Games:

Duquesne

Average RPI Win:	231	WON-LOST	WINNING	LAST 10	STRENGTH OF	OPP. STRENGTH	TEAM	ADJ.	CONF.	ADJ CONF.
Average RPI Loss:	70	RECORD	PCT. RANK	GAMES	SCHEDULE	OF SCHEDULE	RPI	RPI	RPI	RPI
DIV. I ONLY	11- 9	144	5- 4	149	95	132	132	17	17	
DIV. I NON-CONF.	6- 8	209	1- 4	153	45	163	163	17	17	

TOTALS	RPI 1-25	RPI 26-50	W-L RECORDS	RPI 51-100	RPI 101-999	RPI 201+				
11- 9	0- 3	0- 2	OVERALL	2- 3	9- 1	7- 1				
6- 3	0- 0	0- 1	HOME	2- 1	4- 1	3- 1				
5- 3	0- 2	0- 1	AWAY	0- 0	5- 0	4- 0				
0- 3	0- 1	0- 0	NEUTRAL	0- 2	0- 0	0- 0				
6- 8	0- 3	0- 2	NON-CONFERENCE	1- 2	5- 1	4- 1				
3- 2	0- 0	0- 1	HOME	1- 0	2- 1	1- 1				
3- 3	0- 2	0- 1	AWAY	0- 0	3- 0	3- 0				
0- 3	0- 1	0- 0	NEUTRAL	0- 2	0- 0	0- 0				
5- 1	0- 0	0- 0	CONFERENCE	1- 1	4- 0	3- 0				
3- 1	0- 0	0- 0	HOME	1- 1	2- 0	2- 0				
2- 0	0- 0	0- 0	AWAY	0- 0	2- 0	1- 0				
0- 0	0- 0	0- 0	NEUTRAL	0- 0	0- 0	0- 0				

RPI 1-25				RPI 26-50				RPI 51-100				RPI 101+ Team's RPI: 132			
RPI	S	Opponent	Score	RPI	S	Opponent	Score	RPI	S	Opponent	Score	RPI	S	Opponent	Score
2	N	Notre Dame	46 77	41	H	Michigan St.	74 83	54	H	Duquesne	81 77	139	H	Cincinnati	87 77
9	A	Tennessee	49 87	46	A	Houston	69 88	70	H	Mercer	65 85	168	A	Furman	69 57
16	A	NC State	58 70					76	N	Washington St.	76 80	235	H	UNCG	60 52
								94	H	Chattanooga	65 58	270	H	Northern Ky.	45 57
								96	N	Western Mich.	79 87	284	A	Appalachian St.	70 57
												288	A	Wofford	61 58
												301	A	Murray St.	96 68
												309	H	Western Caro.	66 50
												328	H	Tennessee Tech	74 55
												345	A	Winthrop	74 63

LAST 12 Division I GAMES:															
70	H	Mercer	65 85	270	H	Northern Ky.	45 57								
288	A	Wofford	61 58	41	H	Michigan St.	74 83								
168	A	Furman	69 57	16	A	NC State	58 70								
94	H	Chattanooga	65 58	46	A	Houston	69 88								
235	H	UNCG	60 52	345	A	Winthrop	74 63								
309	H	Western Caro.	66 50	301	A	Murray St.	96 68								

Non-Div I Games: North Greenville 90 67

ETSU

Average RPI Win:	238	WON-LOST	WINNING	LAST 10	STRENGTH OF	OPP. STRENGTH	TEAM	ADJ.	CONF.	ADJ CONF.
Average RPI Loss:	158	RECORD	PCT. RANK	GAMES	SCHEDULE	OF SCHEDULE	RPI	RPI	RPI	RPI
DIV. I ONLY	10- 10	172	4- 6	276	168	244	244	8	8	
DIV. I NON-CONF.	8- 5	111	4- 1	335	328	266	266	7	7	

TOTALS	RPI 1-25	RPI 26-50	W-L RECORDS	RPI 51-100	RPI 101-999	RPI 201+				
10- 10	0- 1	1- 0	OVERALL	0- 0	9- 9	6- 3				
8- 4	0- 1	1- 0	HOME	0- 0	7- 3	4- 1				
1- 4	0- 0	0- 0	AWAY	0- 0	1- 1	1- 0				
1- 2	0- 0	0- 0	NEUTRAL	0- 0	1- 2	1- 0				
8- 5	0- 0	0- 0	NON-CONFERENCE	0- 0	8- 5	6- 2				
6- 2	0- 0	0- 0	HOME	0- 0	6- 2	4- 1				
1- 1	0- 0	0- 0	AWAY	0- 0	1- 1	1- 1				
1- 2	0- 0	0- 0	NEUTRAL	0- 0	1- 2	1- 0				
2- 5	0- 1	1- 0	CONFERENCE	0- 0	1- 4	0- 1				
2- 2	0- 1	1- 0	HOME	0- 0	1- 1	0- 0				
0- 3	0- 0	0- 0	AWAY	0- 0	0- 3	0- 1				
0- 0	0- 0	0- 0	NEUTRAL	0- 0	0- 0	0- 0				

RPI 1-25				RPI 26-50				RPI 51-100				RPI 101+ Team's RPI: 244			
RPI	S	Opponent	Score	RPI	S	Opponent	Score	RPI	S	Opponent	Score	RPI	S	Opponent	Score
1	H	UConn	35 96	46	H	Houston	80 78					108	A	Tulane	58 64
												124	N	UTEP	79 93
												139	H	Cincinnati	54 66
												149	H	William & Mary	65 71
												154	H	Tulsa	73 67
												160	A	Memphis	36 72
												171	H	Charlotte	58 55
												172	N	Jacksonville St.	73 82
												199	H	Norfolk St.	51 46
												219	A	SMU	51 65
												228	H	Richmond	64 65
												251	A	Kennesaw St.	66 56
												264	N	Rider	66 63
												279	A	UNCW	62 66
												304	H	USC Upstate	66 53
												310	H	UMES	64 54
												334	H	N.C. Central	73 61
												344	H	Savannah St.	103 37

LAST 12 Division I GAMES:															
108	A	Tulane	58 64	139	H	Cincinnati	54 66								
46	H	Houston	80 78	310	H	UMES	64 54								
219	A	SMU	51 65	344	H	Savannah St.	103 37								
154	H	Tulsa	73 67	124	N	UTEP	79 93								
160	A	Memphis	36 72	334	H	N.C. Central	73 61								
1	H	UConn	35 96	251	A	Kennesaw St.	66 56								

Non-Div I Games:

East Carolina

■ Loss,
 ■ Non-Conf,
 S Site,
 ■ Home
 ■ Away
 N Neutral

Average RPI Win:	345	WON-LOST	WINNING	LAST 10	STRENGTH OF	OPP. STRENGTH	TEAM	ADJ.	CONF.	ADJ CONF.
Average RPI Loss:	194	RECORD	PCT. RANK	GAMES	SCHEDULE	OF SCHEDULE	RPI	RPI	RPI	RPI
DIV. I ONLY	2- 18	337	1- 9	254	339	339	339	25	25	
DIV. I NON-CONF.	1- 10	327	0- 3	282	312	343	343	27	27	

TOTALS	RPI 1-25	RPI 26-50	W-L RECORDS	RPI 51-100	RPI 101-999	RPI 201+				
2- 18	0- 0	0- 0	OVERALL	0- 2	2- 16	2- 9				
2- 7	0- 0	0- 0	HOME	0- 1	2- 6	2- 4				
0- 10	0- 0	0- 0	AWAY	0- 1	0- 9	0- 5				
0- 1	0- 0	0- 0	NEUTRAL	0- 0	0- 1	0- 0				
1- 10	0- 0	0- 0	NON-CONFERENCE	0- 0	1- 10	1- 4				
1- 4	0- 0	0- 0	HOME	0- 0	1- 4	1- 3				
0- 5	0- 0	0- 0	AWAY	0- 0	0- 5	0- 1				
0- 1	0- 0	0- 0	NEUTRAL	0- 0	0- 1	0- 0				
1- 8	0- 0	0- 0	CONFERENCE	0- 2	1- 6	1- 5				
1- 3	0- 0	0- 0	HOME	0- 1	1- 2	1- 1				
0- 5	0- 0	0- 0	AWAY	0- 1	0- 4	0- 4				
0- 0	0- 0	0- 0	NEUTRAL	0- 0	0- 0	0- 0				

RPI 1-25				RPI 26-50				RPI 51-100				RPI 101+				Team's RPI: 339
RPI	S	Opponent	Score	RPI	S	Opponent	Score	RPI	S	Opponent	Score	RPI	S	Opponent	Score	
								82	A	Bel mont	37 59	102	A	Wright St.	46 81	
								82	H	Bel mont	58 86	116	N	Del aware	37 66	
												123	A	Cleveland St.	69 77	
												146	H	Northern Ill.	64 93	
												167	A	Saint Joseph's	62 80	
												184	A	Northwestern	40 74	
												198	H	Southeast Mo. St.	54 77	
												221	H	North Texas	61 63	
												224	H	UT Martin	44 72	
												225	A	Morehead St.	81 89	
												226	H	Bradley	52 67	
												232	A	Austin Peay	59 69	
												267	H	Valparaiso	67 76	
												287	A	Eastern Ky.	51 67	
												301	A	Murray St.	61 72	
												308	A	Fort Wayne	77 93	
												343	H	Tennessee St.	66 59	
												346	H	Evansville	79 52	

LAST 12 Division I GAMES:																
								82	A	Belmont	37 59	225	A	Morehead St.	81 89	
								198	H	Southeast Mo. St.	54 77	232	A	Austin Peay	59 69	
								224	H	UT Martin	44 72	301	A	Murray St.	61 72	
								82	H	Belmont	58 86	184	A	Northwestern	40 74	
								343	H	Tennessee St.	66 59	221	H	North Texas	61 63	
								287	A	Eastern Ky.	51 67	267	H	Valparaiso	67 76	

Non-Div I Games:

Eastern III.

Average RPI Win:	285	WON-LOST	WINNING	LAST 10	STRENGTH OF	OPP. STRENGTH	TEAM	ADJ.	CONF.	ADJ CONF.
Average RPI Loss:	158	RECORD	PCT. RANK	GAMES	SCHEDULE	OF SCHEDULE	RPI	RPI	RPI	RPI
DIV. I ONLY	6- 11	254	4- 5	325	153	287	287	25	25	
DIV. I NON-CONF.	2- 6	280	0- 2	280	62	280	280	27	27	

TOTALS	RPI 1-25	RPI 26-50	W-L RECORDS	RPI 51-100	RPI 101-999	RPI 201+				
6- 11	0- 0	0- 0	OVERALL	0- 2	6- 9	5- 3				
4- 3	0- 0	0- 0	HOME	0- 1	4- 2	3- 0				
2- 8	0- 0	0- 0	AWAY	0- 1	2- 7	2- 3				
0- 0	0- 0	0- 0	NEUTRAL	0- 0	0- 0	0- 0				
2- 6	0- 0	0- 0	NON-CONFERENCE	0- 2	2- 4	2- 1				
1- 2	0- 0	0- 0	HOME	0- 1	1- 1	1- 0				
1- 4	0- 0	0- 0	AWAY	0- 1	1- 3	1- 1				
0- 0	0- 0	0- 0	NEUTRAL	0- 0	0- 0	0- 0				
4- 5	0- 0	0- 0	CONFERENCE	0- 0	4- 5	3- 2				
3- 1	0- 0	0- 0	HOME	0- 0	3- 1	2- 0				
1- 4	0- 0	0- 0	AWAY	0- 0	1- 4	1- 2				
0- 0	0- 0	0- 0	NEUTRAL	0- 0	0- 0	0- 0				

RPI 1-25				RPI 26-50				RPI 51-100				RPI 101+ Team's RPI: 287					
RPI	S	Opponent	Score	RPI	S	Opponent	Score	RPI	S	Opponent	Score	RPI	S	Opponent	Score		
								75	H	Ohio	57	69	106	H	Kent St.	57	65
								97	A	George Mason	41	64	126	A	Bowling Green	60	77
													139	A	Cincinnati	53	64
													151	H	SIUE	60	62
													172	A	Jacksonville St.	51	65
													172	H	Jacksonville St.	48	44
													198	A	Southeast Mo. St.	55	69
													223	A	Akron	45	62
													224	A	UT Martin	49	77
													232	A	Austin Peay	45	59
													235	H	UNCG	70	59
													309	A	Western Caro.	62	59
													328	A	Tennessee Tech	76	68
													328	H	Tennessee Tech	55	53
													339	H	Eastern Ill.	67	51
LAST 12 Division I GAMES:																	
232	A	Austin Peay	45	59	151	H	SIUE	60	62	328	A	Tennessee Tech	76	68			
172	H	Jacksonville St.	48	44	172	A	Jacksonville St.	51	65	97	A	George Mason	41	64			
328	H	Tennessee Tech	55	53	106	H	Kent St.	57	65	106	H	Kent St.	57	65			
198	A	Southeast Mo. St.	55	69	75	H	Ohio	57	69								
224	A	UT Martin	49	77													
339	H	Eastern Ill.	67	51													

Non-Div I Games: Ohio Christian 69 45

Eastern Ky.

Average RPI Win:	190	WON-LOST	WINNING	LAST 10	STRENGTH OF	OPP. STRENGTH	TEAM	ADJ.	CONF.	ADJ CONF.
Average RPI Loss:	168	RECORD	PCT. RANK	GAMES	SCHEDULE	OF SCHEDULE	RPI	RPI	RPI	RPI
DIV. I ONLY	8- 10	208	7- 3	252	181	213	213	7	7	
DIV. I NON-CONF.	3- 7	254	2- 2	330	323	311	311	8	8	

TOTALS	RPI 1-25	RPI 26-50	W-L RECORDS	RPI 51-100	RPI 101-999	RPI 201+				
8- 10	0- 0	0- 1	OVERALL	2- 0	6- 9	3- 3				
4- 2	0- 0	0- 0	HOME	2- 0	2- 2	2- 0				
4- 7	0- 0	0- 1	AWAY	0- 0	4- 6	1- 3				
0- 1	0- 0	0- 0	NEUTRAL	0- 0	0- 1	0- 0				
3- 7	0- 0	0- 1	NON-CONFERENCE	0- 0	3- 6	3- 3				
2- 0	0- 0	0- 0	HOME	0- 0	2- 0	2- 0				
1- 6	0- 0	0- 1	AWAY	0- 0	1- 5	1- 3				
0- 1	0- 0	0- 0	NEUTRAL	0- 0	0- 1	0- 0				
5- 3	0- 0	0- 0	CONFERENCE	2- 0	3- 3	0- 0				
2- 2	0- 0	0- 0	HOME	2- 0	0- 2	0- 0				
3- 1	0- 0	0- 0	AWAY	0- 0	3- 1	0- 0				
0- 0	0- 0	0- 0	NEUTRAL	0- 0	0- 0	0- 0				

RPI	S	Opponent	Score	RPI	S	Opponent	Score	RPI	S	Opponent	Score	RPI	S	Opponent	Score	Team's RPI: 213
44	A	Minnesota	56 80	64	H	Toledo	70 57	106	A	Kent St.	69 76	106	H	Kent St.	60 67	
				96	H	Western Mi ch.	69 67	117	A	Miami (OH)	74 59	117	H	Miami (OH)	69 73	
								123	A	Cleveland St.	65 77	126	A	Bowling Green	54 52	
								146	A	Northern Ill.	83 76	169	A	Loyola Marymount	64 73	
								200	N	Denver	54 60	236	A	St. Bonaventure	51 70	
								257	A	Illinois St.	56 65	286	A	Detroit Mercy	78 76	
								320	A	Ill. -Chicago	70 73	335	H	Florida A&M	83 61	
								348	H	Longwood	73 44					

LAST 12 Division I GAMES:																
117	H	Miami (OH)	69 73	126	A	Bowling Green	54 52	106	H	Kent St.	60 67	348	H	Longwood	73 44	
146	A	Northern Ill.	83 76	106	H	Kent St.	60 67	286	A	Detroit Mercy	78 76	257	A	Illinois St.	56 65	
96	H	Western Mi ch.	69 67	348	H	Longwood	73 44	320	A	Ill. -Chicago	70 73					
117	A	Miami (OH)	74 59													
106	A	Kent St.	69 76													
64	H	Toledo	70 57													

Non-Div I Games: Rochester College 62 29

Eastern Mich.

Average RPI	Win:	247	WON-LOST	WINNING	LAST 10	STRENGTH OF	OPP. STRENGTH	TEAM	ADJ.	CONF.	ADJ CONF.
Average RPI	Loss:	96	RECORD	PCT. RANK	GAMES	SCHEDULE	OF SCHEDULE	RPI	RPI	RPI	RPI
DIV. I ONLY	9- 10	193	6- 4	222	108	211	211	19	19		
DIV. I NON-CONF.	4- 7	226	2- 2	109	125	192	192	14	14		

TOTALS	RPI 1-25	RPI 26-50	W-L RECORDS	RPI 51-100	RPI 101-999	RPI 201+					
9- 10	0- 1	0- 1	OVERALL	0- 3	9- 5	6- 0					
6- 3	0- 0	0- 0	HOME	0- 1	6- 2	3- 0					
2- 6	0- 1	0- 1	AWAY	0- 1	2- 3	2- 0					
1- 1	0- 0	0- 0	NEUTRAL	0- 1	1- 0	1- 0					
4- 7	0- 1	0- 1	NON-CONFERENCE	0- 2	4- 3	3- 0					
2- 2	0- 0	0- 0	HOME	0- 0	2- 2	1- 0					
1- 4	0- 1	0- 1	AWAY	0- 1	1- 1	1- 0					
1- 1	0- 0	0- 0	NEUTRAL	0- 1	1- 0	1- 0					
5- 3	0- 0	0- 0	CONFERENCE	0- 1	5- 2	3- 0					
4- 1	0- 0	0- 0	HOME	0- 1	4- 0	2- 0					
1- 2	0- 0	0- 0	AWAY	0- 0	1- 2	1- 0					
0- 0	0- 0	0- 0	NEUTRAL	0- 0	0- 0	0- 0					

RPI 1-25				RPI 26-50				RPI 51-100				RPI 101+				Team's RPI: 211
RPI	S	Opponent	Score	RPI	S	Opponent	Score	RPI	S	Opponent	Score	RPI	S	Opponent	Score	
6	A	Oregon	40 81	49	A	Purdue	40 65	53	H	Northern Colo.	65 70	114	H	BYU	69 73	
								65	A	Gonzaga	45 69	129	A	North Dakota	79 81	
								71	N	Saint Mary's (CA)	56 76	129	H	North Dakota	74 70	
												136	A	Portland St.	60 75	
												153	A	Fresno St.	56 81	
												175	H	Cal Poly	75 72	
												181	H	Idaho	71 64	
												188	H	Boise St.	57 61	
												224	N	UT Martin	61 58	
												268	A	Sacramento St.	83 72	
												299	H	Utah Valley	61 41	
												307	H	Southern Utah	58 41	
												315	A	Air Force	65 63	
												326	H	Northern Ariz.	82 62	

LAST 12 Division I GAMES:																
129	A	North Dakota	79 81	129	H	North Dakota	74 70	53	H	Northern Colo.	65 70	224	N	UT Martin	61 58	
307	H	Southern Utah	58 41	71	N	Saint Mary's (CA)	56 76	49	A	Purdue	40 65	175	H	Cal Poly	75 72	
326	H	Northern Ariz.	82 62													
181	H	Idaho	71 64													
268	A	Sacramento St.	83 72													
136	A	Portland St.	60 75													

Non-Div I Games: Multnomah 88 42

Eastern Wash.

Average RPI	Win:	201	WON-LOST	WINNING	LAST 10	STRENGTH OF	OPP. STRENGTH	TEAM	ADJ.	CONF.	ADJ CONF.
Average RPI	Loss:	77	RECORD	PCT. RANK	GAMES	SCHEDULE	OF SCHEDULE	RPI	RPI	RPI	RPI
DIV. I ONLY		11- 7		115	5- 5	101	144	83	83	10	10
DIV. I NON-CONF.		7- 3		74	2- 2	169	88	64	64	13	13

TOTALS	RPI 1-25		RPI 26-50		W-L RECORDS	RPI 51-100		RPI 101-999		RPI 201+	
11- 7	0- 2		0- 1		OVERALL	2- 1		9- 3		5- 0	
7- 0	0- 0		0- 0		HOME	0- 0		7- 0		4- 0	
3- 6	0- 0		0- 0		AWAY	1- 0		2- 0		1- 0	
1- 1	0- 1		0- 0		NEUTRAL	1- 0		0- 0		0- 0	
7- 3	0- 2		0- 0		NON-CONFERENCE	2- 0		5- 1		3- 0	
3- 0	0- 0		0- 0		HOME	0- 0		3- 0		2- 0	
3- 2	0- 1		0- 0		AWAY	1- 0		2- 1		1- 0	
1- 1	0- 1		0- 0		NEUTRAL	1- 0		0- 0		0- 0	
4- 4	0- 0		0- 1		CONFERENCE	0- 1		4- 2		2- 0	
4- 0	0- 0		0- 0		HOME	0- 0		4- 0		2- 0	
0- 4	0- 0		0- 1		AWAY	0- 1		0- 2		0- 0	
0- 0	0- 0		0- 0		NEUTRAL	0- 0		0- 0		0- 0	

RPI 1-25				RPI 26-50				RPI 51-100				Team's RPI: 83	RPI 101+			
RPI	S	Opponent	Score	RPI	S	Opponent	Score	RPI	S	Opponent	Score		RPI	S	Opponent	Score
16	A	NC State	57 70	42	A	Drexel	56 58	52	A	UCF	71 57		109	A	Wake Forest	51 53
23	N	Iowa	61 74					85	N	Al abama	60 55		116	A	Del aware	66 80
								86	A	James Madi son	67 70		116	H	Del aware	64 51
													147	A	Davi dson	75 58
													149	A	William & Mary	75 81
													163	H	Northeastern	78 71
													192	H	Hampton	82 59
													230	A	N. C. A&T	90 59
													271	H	Towson	84 61
													279	H	UNCW	75 67
													334	H	N. C. Central	78 50
													345	H	Winthrop	98 37
LAST 12 Division I GAMES:																
42	A	Drexel	56 58	116	A	Del aware	66 80	279	H	UNCW	75 67					
116	H	Del aware	64 51	334	H	N. C. Central	78 50	16	A	NC State	57 70					
271	H	Towson	84 61	147	A	Davi dson	75 58	109	A	Wake Forest	51 53					
149	A	William & Mary	75 81													
86	A	James Madi son	67 70													
163	H	Northeastern	78 71													

Non-Div I Games: Coker

106 54

El on

Average RPI Win:	301	WON-LOST	WINNING	LAST 10	STRENGTH OF	OPP. STRENGTH	TEAM	ADJ.	CONF.	ADJ CONF.
Average RPI Loss:	207	RECORD	PCT. RANK	GAMES	SCHEDULE	OF SCHEDULE	RPI	RPI	RPI	RPI

DIV. I ONLY	1- 16	341	0- 10	285	325	346	346	24	24
DIV. I NON-CONF.	1- 8	313	0- 3	303	345	344	344	22	22

TOTALS	RPI 1-25	RPI 26-50	W-L RECORDS	RPI 51-100	RPI 101-999	RPI 201+			
1- 16	0- 0	0- 0	OVERALL	0- 1	1- 15	1- 9			
1- 5	0- 0	0- 0	HOME	0- 0	1- 5	1- 3			
0- 11	0- 0	0- 0	AWAY	0- 0	0- 3	0- 1			
0- 0	0- 0	0- 0	NEUTRAL	0- 0	0- 0	0- 0			
1- 8	0- 0	0- 0	NON-CONFERENCE	0- 1	1- 7	1- 5			
1- 1	0- 0	0- 0	HOME	0- 0	1- 1	1- 1			
0- 7	0- 0	0- 0	AWAY	0- 1	0- 6	0- 4			
0- 0	0- 0	0- 0	NEUTRAL	0- 0	0- 0	0- 0			
0- 8	0- 0	0- 0	CONFERENCE	0- 0	0- 8	0- 4			
0- 4	0- 0	0- 0	HOME	0- 0	0- 4	0- 2			
0- 4	0- 0	0- 0	AWAY	0- 0	0- 4	0- 2			
0- 0	0- 0	0- 0	NEUTRAL	0- 0	0- 0	0- 0			

RPI 1-25	RPI 26-50	RPI 51-100	RPI 101+	Team's RPI: 346
RPI S Opponent Score	RPI S Opponent Score	RPI S Opponent Score	RPI S Opponent Score	
		51 A Western Ky. 54 92	103 A Kentucky 62 100	
			107 A Drake 66 107	
			128 H Missouri St. 65 95	
			150 H Southern Ill. 62 74	
			155 A UNI 41 65	
			198 A Southeast Mo. St. 65 74	
			225 H Morehead St. 75 82	
			226 H Bradley 59 117	
			232 A Austin Peay 73 82	
			257 H Illinois St. 43 67	
			267 A Valparaiso 59 101	
			269 A Indiana St. 48 56	
			285 A Alabama A&M 56 70	
			301 H Murray St. 89 81	
			320 A Ill. -Chicago 77 96	
			339 A Eastern Ill. 52 79	
LAST 12 Division I GAMES:				
267 A Valparaiso 59 101	128 H Missouri St. 65 95			
226 H Bradley 59 117	150 H Southern Ill. 62 74			
257 H Illinois St. 43 67	198 A Southeast Mo. St. 65 74			
107 A Drake 66 107	320 A Ill. -Chicago 77 96			
155 A UNI 41 65	225 H Morehead St. 75 82			
269 A Indiana St. 48 56	103 A Kentucky 62 100			

Non-Div I Games: Oakland City 96 59 Westminster (MO) 79 53

Average RPI Win:	182	WON-LOST	WINNING	LAST 10	STRENGTH OF	OPP. STRENGTH	TEAM	ADJ.	CONF.	ADJ CONF.
Average RPI Loss:	61	RECORD	PCT. RANK	GAMES	SCHEDULE	OF SCHEDULE	RPI	RPI	RPI	RPI
DIV. I ONLY	16- 3	18	8- 1	138	96	38	38	22	22	
DIV. I NON-CONF.	11- 3	46	4- 1	45	42	16	16	21	21	

TOTALS	RPI 1-25	RPI 26-50	W-L RECORDS	RPI 51-100	RPI 101-999	RPI 201+				
16- 3	0- 1	2- 0	OVERALL	1- 2	13- 0	7- 0				
8- 0	0- 0	1- 0	HOME	1- 0	6- 0	2- 0				
6- 1	0- 0	0- 0	AWAY	0- 0	6- 0	5- 0				
2- 2	0- 1	1- 0	NEUTRAL	0- 1	1- 0	0- 0				
11- 3	0- 1	2- 0	NON-CONFERENCE	1- 2	8- 0	3- 0				
5- 0	0- 0	1- 0	HOME	1- 0	3- 0	0- 0				
4- 1	0- 0	0- 0	AWAY	0- 1	4- 0	3- 0				
2- 2	0- 1	1- 0	NEUTRAL	0- 1	1- 0	0- 0				
5- 0	0- 0	0- 0	CONFERENCE	0- 0	5- 0	4- 0				
3- 0	0- 0	0- 0	HOME	0- 0	3- 0	2- 0				
2- 0	0- 0	0- 0	AWAY	0- 0	2- 0	2- 0				
0- 0	0- 0	0- 0	NEUTRAL	0- 0	0- 0	0- 0				

RPI 1-25				RPI 26-50				RPI 51-100				RPI 101+			
RPI	S	Opponent	Score	RPI	S	Opponent	Score	RPI	S	Opponent	Score	RPI	S	Opponent	Score
7	N	Ohio St.	62 104	30	N	DePaul	89 84	79	H	Harvard	65 56	103	H	Kentucky	70 64
				33	H	South Dakota St.	87 78	82	N	Belmont	65 75	106	N	Kent St.	80 62
								94	A	Chattanooga	61 68	151	H	SIUE	66 49
												165	H	Illinois	85 61
												182	H	Stetson	80 40
												197	A	Siena	63 50
												220	A	Abilene Christian	94 55
												223	A	Akron	82 63
												251	A	Kennesaw St.	78 57
												253	A	Lipscomb	68 54
												273	A	FIU	88 52
												304	H	USC Upstate	93 60
												338	H	NJIT	90 66

LAST 12 Division I GAMES:															
253	A	Lipscomb	68 54	151	H	SIUE	66 49	79	H	Harvard	65 56	94	A	Chattanooga	61 68
251	A	Kennesaw St.	78 57	82	N	Belmont	65 75	103	H	Kentucky	70 64	220	A	Abilene Christian	94 55
304	H	USC Upstate	93 60	94	A	Chattanooga	61 68	223	A	Akron	82 63	251	A	Kennesaw St.	78 57
338	H	NJIT	90 66	103	H	Kentucky	70 64	253	A	Lipscomb	68 54	273	A	FIU	88 52
182	H	Stetson	80 40	220	A	Abilene Christian	94 55	304	H	USC Upstate	93 60	338	H	NJIT	90 66
33	H	South Dakota St.	87 78	82	N	Belmont	65 75								

Non-Div I Games: Southeastern (FL) 76 66 Ave Maria 99 35 Fla. Memorial 82 43

FGCU

Average RPI Win:	263	WON-LOST	WINNING	LAST 10	STRENGTH OF	OPP. STRENGTH	TEAM	ADJ.	CONF.	ADJ CONF.
Average RPI Loss:	149	RECORD	PCT. RANK	GAMES	SCHEDULE	OF SCHEDULE	RPI	RPI	RPI	RPI
DIV. I ONLY	6- 13	271	4- 6	131	302	273	273	18	18	
DIV. I NON-CONF.	3- 10	285	1- 5	256	286	332	332	19	19	

TOTALS	RPI 1-25	RPI 26-50	W-L RECORDS	RPI 51-100	RPI 101-999	RPI 201+				
6- 13	0- 0	0- 2	OVERALL	0- 3	6- 8	5- 5				
6- 8	0- 0	0- 2	HOME	0- 1	6- 5	5- 3				
0- 5	0- 0	0- 0	AWAY	0- 2	0- 3	0- 2				
0- 0	0- 0	0- 0	NEUTRAL	0- 0	0- 0	0- 0				
3- 10	0- 0	0- 2	NON-CONFERENCE	0- 1	3- 7	3- 5				
3- 6	0- 0	0- 2	HOME	0- 0	3- 4	3- 3				
0- 4	0- 0	0- 0	AWAY	0- 1	0- 3	0- 2				
0- 0	0- 0	0- 0	NEUTRAL	0- 0	0- 0	0- 0				
3- 3	0- 0	0- 0	CONFERENCE	0- 2	3- 1	2- 0				
3- 2	0- 0	0- 0	HOME	0- 1	3- 1	2- 0				
0- 1	0- 0	0- 0	AWAY	0- 1	0- 0	0- 0				
0- 0	0- 0	0- 0	NEUTRAL	0- 0	0- 0	0- 0				

RPI 1-25				RPI 26-50				RPI 51-100				RPI 101+				Team's RPI: 273	
RPI	S	Opponent	Score	RPI	S	Opponent	Score	RPI	S	Opponent	Score	RPI	S	Opponent	Score		
				29	H	South Fla.	52 82	51	A	Western Ky.	47 101	111	H	Rice	68 58		
				38	H	FGCU	52 88	67	A	Miami (FL)	69 77	112	H	Clemson	65 67		
								92	H	UAB	61 71	124	H	UTEP	76 77		
												129	A	Georgetown	56 77		
												202	H	Bethune-Cookman	59 77		
												203	H	Louisiana Tech	57 54		
												241	A	Howard	62 69		
												275	H	North Dakota St.	68 71		
												285	H	Alabama A&M	51 58		
												290	A	Morgan St.	51 62		
												291	H	Vermont	80 70		
												315	H	Air Force	70 69		
												325	H	Marshall	67 54		
												332	H	Charleston So.	77 70		
LAST 12 Division I GAMES:																	
				92	H	UAB	61 71	291	H	Vermont	80 70						
				203	H	Louisiana Tech	57 54	112	H	Clemson	65 67						
				111	H	Rice	68 58	275	H	North Dakota St.	68 71						
				51	A	Western Ky.	47 101	29	H	South Fla.	52 82						
				325	H	Marshall	67 54	290	A	Morgan St.	51 62						
				124	H	UTEP	76 77	241	A	Howard	62 69						

Non-Div I Games:

FIU

Average RPI Win:	276	WON-LOST	WINNING	LAST 10	STRENGTH OF	OPP. STRENGTH	TEAM	ADJ.	CONF.	ADJ CONF.
Average RPI Loss:	168	RECORD	PCT. RANK	GAMES	SCHEDULE	OF SCHEDULE	RPI	RPI	RPI	RPI
DIV. I ONLY	7- 12	244	4- 6	284	280	272	272	26	26	
DIV. I NON-CONF.	3- 8	268	1- 3	266	262	289	289	25	25	

TOTALS	RPI 1-25	RPI 26-50	W-L RECORDS	RPI 51-100	RPI 101-999	RPI 201+				
7- 12	0- 0	0- 1	OVERALL	0- 2	7- 9	6- 3				
5- 3	0- 0	0- 1	HOME	0- 0	5- 2	5- 2				
2- 8	0- 0	0- 0	AWAY	0- 2	2- 6	1- 1				
0- 1	0- 0	0- 0	NEUTRAL	0- 0	0- 1	0- 0				
3- 8	0- 0	0- 1	NON-CONFERENCE	0- 1	3- 6	2- 2				
2- 2	0- 0	0- 1	HOME	0- 0	2- 1	2- 1				
1- 5	0- 0	0- 0	AWAY	0- 1	1- 4	0- 1				
0- 1	0- 0	0- 0	NEUTRAL	0- 0	0- 1	0- 0				
4- 4	0- 0	0- 0	CONFERENCE	0- 1	4- 3	4- 1				
3- 1	0- 0	0- 0	HOME	0- 0	3- 1	3- 1				
1- 3	0- 0	0- 0	AWAY	0- 1	1- 2	1- 0				
0- 0	0- 0	0- 0	NEUTRAL	0- 0	0- 0	0- 0				

RPI	S	Opponent	Score	RPI	S	Opponent	Score	RPI	S	Opponent	Score	RPI	S	Opponent	Score
26	H	Villanova	44 73	58	A	Quinnipiac	45 77	149	A	William & Mary	47 57	161	N	New Hampshire	61 71
				93	A	Seton Hall	61 80	163	A	Northeastern	43 63	177	A	Marist	63 71
								179	A	Lehigh	53 56	183	A	Boston College	66 58
								197	A	Siena	40 51	214	H	Niagara	59 53
								228	H	Richmond	67 72	262	H	Mt. St. Mary's	76 65
								264	H	Rider	45 61	293	A	Canisius	56 52
								296	H	Monmouth	61 55	322	A	Rhode Island	47 62
								337	H	Saint Peter's	62 41	349	H	UMass Lowell	78 67
LAST 12 Division I GAMES:															
197	A	Siena	40 51	214	H	Niagara	59 53	293	A	Canisius	56 52	93	A	Seton Hall	61 80
58	A	Quinnipiac	45 77	293	A	Canisius	56 52	322	A	Rhode Island	47 62	26	H	Villanova	44 73
337	H	Saint Peter's	62 41	93	A	Seton Hall	61 80	26	H	Villanova	44 73	183	A	Boston College	66 58
177	A	Marist	63 71	322	A	Rhode Island	47 62								
264	H	Rider	45 61	26	H	Villanova	44 73								
296	H	Monmouth	61 55	183	A	Boston College	66 58								

Non-Div I Games:

Fairfield

Average RPI Win:	301	WON-LOST	WINNING	LAST 10	STRENGTH OF	OPP. STRENGTH	TEAM	ADJ.	CONF.	ADJ CONF.
Average RPI Loss:	188	RECORD	PCT. RANK	GAMES	SCHEDULE	OF SCHEDULE	RPI	RPI	RPI	RPI
DIV. I ONLY	11- 7	115	5- 5	348	312	277	277	28	28	
DIV. I NON-CONF.	7- 3	74	3- 1	346	320	253	253	28	28	

TOTALS	RPI 1-25	RPI 26-50	W-L RECORDS	RPI 51-100	RPI 101-999	RPI 201+				
11- 7	0- 1	0- 0	OVERALL	0- 0	11- 6	10- 4				
7- 4	0- 0	0- 0	HOME	0- 0	7- 4	6- 2				
4- 3	0- 1	0- 0	AWAY	0- 0	4- 2	4- 2				
0- 0	0- 0	0- 0	NEUTRAL	0- 0	0- 0	0- 0				
7- 3	0- 1	0- 0	NON-CONFERENCE	0- 0	7- 2	6- 2				
5- 1	0- 0	0- 0	HOME	0- 0	5- 1	4- 1				
2- 2	0- 1	0- 0	AWAY	0- 0	2- 1	2- 1				
0- 0	0- 0	0- 0	NEUTRAL	0- 0	0- 0	0- 0				
4- 4	0- 0	0- 0	CONFERENCE	0- 0	4- 4	4- 2				
2- 3	0- 0	0- 0	HOME	0- 0	2- 3	2- 1				
2- 1	0- 0	0- 0	AWAY	0- 0	2- 1	2- 1				
0- 0	0- 0	0- 0	NEUTRAL	0- 0	0- 0	0- 0				

RPI 1-25				RPI 26-50				RPI 51-100				RPI 101+ Team's RPI: 277			
RPI	S	Opponent	Score	RPI	S	Opponent	Score	RPI	S	Opponent	Score	RPI	S	Opponent	Score
13	A	Rutgers	35 101									141	H	Robert Morris	68 77
												143	H	Saint Francis (PA)	56 80
												191	H	Army West Point	58 56
												233	H	Stony Brook	51 56
												241	A	Howard	65 68
												260	H	Sacred Heart	69 59
												262	A	Mt. St. Mary's	52 55
												278	H	Colgate	61 51
												282	H	Bryant	48 65
												283	A	St. Francis Brooklyn	70 62
												296	H	Monmouth	78 61
												314	A	Wagner	74 64
												318	H	Central Conn. St.	78 49
												337	H	Saint Peter's	69 59
												338	A	NJIT	74 70
												348	A	Longwood	72 52
												349	H	UMass Lowell	60 51

LAST 12 Division I GAMES:															
283	A	St. Francis Brooklyn	70 62	143	H	Saint Francis (PA)	56 80								
260	H	Sacred Heart	69 59	141	H	Robert Morris	68 77								
318	H	Central Conn. St.	78 49	337	H	Saint Peter's	69 59								
282	H	Bryant	48 65	13	A	Rutgers	35 101								
262	A	Mt. St. Mary's	52 55	349	H	UMass Lowell	60 51								
314	A	Wagner	74 64	296	H	Monmouth	78 61								

Non-Div I Games: Rutgers-Newark 76 40

Fairleigh Dickinson

Loss,
Non-Conf,
S Site,
H Home
A Away
N Neutral

Average RPI Win:	262	WON-LOST	WINNING	LAST 10	STRENGTH OF	OPP. STRENGTH	TEAM	ADJ.	CONF.	ADJ CONF.
Average RPI Loss:	128	RECORD	PCT. RANK	GAMES	SCHEDULE	OF SCHEDULE	RPI	RPI	RPI	RPI
DIV. I ONLY	10- 7	124	7- 3	249	276	201	201	18	18	
DIV. I NON-CONF.	6- 5	153	4- 2	301	248	237	237	19	19	
TOTALS	RPI 1-25	RPI 26-50	W-L RECORDS	RPI 51-100	RPI 101-999	RPI 201+				
10- 7	0- 0	0- 0	OVERALL	0- 2	10- 5	9- 1				
7- 3	0- 0	0- 0	HOME	0- 1	7- 2	6- 1				
3- 3	0- 0	0- 0	AWAY	0- 1	3- 2	3- 0				
0- 1	0- 0	0- 0	NEUTRAL	0- 0	0- 1	0- 0				
6- 5	0- 0	0- 0	NON-CONFERENCE	0- 2	6- 3	6- 1				
4- 2	0- 0	0- 0	HOME	0- 1	4- 1	4- 1				
2- 2	0- 0	0- 0	AWAY	0- 1	2- 1	2- 0				
0- 1	0- 0	0- 0	NEUTRAL	0- 0	0- 1	0- 0				
4- 2	0- 0	0- 0	CONFERENCE	0- 0	4- 2	3- 0				
3- 1	0- 0	0- 0	HOME	0- 0	3- 1	2- 0				
1- 1	0- 0	0- 0	AWAY	0- 0	1- 1	1- 0				
0- 0	0- 0	0- 0	NEUTRAL	0- 0	0- 0	0- 0				

RPI 1-25				RPI 26-50				RPI 51-100				RPI 101+				Team's RPI: 201	
RPI	S	Opponent	Score	RPI	S	Opponent	Score	RPI	S	Opponent	Score	RPI	S	Opponent	Score		
								56	A	Nebraska	69	86	111	H	Ri ce	53	67
								70	H	Mercer	55	66	124	A	UTEP	70	75
													124	H	UTEP	72	66
													126	N	Bowling Green	55	66
													138	A	Colorado	69	76
													203	H	Loui si ana Tech	86	72
													242	H	North Flori da	83	75
													249	H	UMKC	65	55
													269	A	Indi ana St.	66	58
													274	H	Grand Canyon	73	77
													283	H	St. Franci s Brookl yn	80	60
													303	H	Del aware St.	90	67
													312	A	UTSA	99	65
													313	A	Georgi a St.	82	50
													325	H	Marshal l	79	59
LAST 12 Di vi si on I GAMES:																	
				312	A	UTSA	99	65		249	H	UMKC	65	55			
				203	H	Loui si ana Tech	86	72		303	H	Del aware St.	90	67			
				124	A	UTEP	70	75		56	A	Nebraska	69	86			
				111	H	Ri ce	53	67		313	A	Georgi a St.	82	50			
				124	H	UTEP	72	66		242	H	North Flori da	83	75			
				325	H	Marshal l	79	59		274	H	Grand Canyon	73	77			

Non-Div I Games:

Fla. Atlantic

Average RPI	Win:	202	WON-LOST	WINNING	LAST 10	STRENGTH OF	OPP. STRENGTH	TEAM	ADJ.	CONF.	ADJ CONF.
Average RPI	Loss:	84	RECORD	PCT. RANK	GAMES	SCHEDULE	OF SCHEDULE	RPI	RPI	RPI	RPI
DIV. I ONLY		10- 11	190	4- 6	126	60	180	180	2	2	
DIV. I NON-CONF.		8- 5	111	3- 1	241	123	198	198	2	2	

TOTALS	RPI 1-25		RPI 26-50		W-L RECORDS		RPI 51-100		RPI 101-999		RPI 201+
10- 11	0- 3		1- 1		OVERALL		1- 2		8- 5		5- 0
6- 7	0- 2		0- 1		HOME		0- 2		6- 2		3- 0
2- 3	0- 1		1- 0		AWAY		1- 0		0- 2		0- 0
2- 1	0- 0		0- 0		NEUTRAL		0- 0		2- 1		2- 0
8- 5	0- 2		1- 0		NON-CONFERENCE		0- 1		7- 2		5- 0
5- 4	0- 2		0- 0		HOME		0- 1		5- 1		3- 0
1- 0	0- 0		1- 0		AWAY		0- 0		0- 0		0- 0
2- 1	0- 0		0- 0		NEUTRAL		0- 0		2- 1		2- 0
2- 6	0- 1		0- 1		CONFERENCE		1- 1		1- 3		0- 0
1- 3	0- 0		0- 1		HOME		0- 1		1- 1		0- 0
1- 3	0- 1		0- 0		AWAY		1- 0		0- 2		0- 0
0- 0	0- 0		0- 0		NEUTRAL		0- 0		0- 0		0- 0

RPI	S	Opponent	Score	RPI	S	Opponent	Score	RPI	S	Opponent	Score	RPI	S	Opponent	Score	Team's RPI: 180
3	A	Mississippi St.	53 90	36	A	Oklahoma	80 61	84	A	Arkansas	65 51	101	A	Ole Miss	75 78	
4	H	Florida St.	54 84	43	H	LSU	59 66	85	H	Alabama	54 63	101	H	Ole Miss	61 60	
7	H	Ohio St.	77 103					94	H	Chattanooga	60 65	103	H	Kentucky	53 56	
												105	A	Auburn	55 84	
												120	H	Jacksonville	69 59	
												167	H	Saint Joseph's	71 51	
												182	N	Stetson	71 85	
												194	H	Arkansas St.	69 70	
												228	N	Richmond	87 80	
												303	H	Delaware St.	85 51	
												313	H	Georgia St.	82 66	
												325	H	Marshall	74 69	
												344	N	Savannah St.	90 40	

LAST 12 Division I GAMES:																
3	A	Mississippi St.	53 90	85	H	Alabama	54 63	105	A	Auburn	55 84					
101	H	Ole Miss	61 60	303	H	Delaware St.	85 51									
84	A	Arkansas	65 51	167	H	Saint Joseph's	71 51									
43	H	LSU	59 66	94	H	Chattanooga	60 65									
103	H	Kentucky	53 56	325	H	Marshall	74 69									
101	A	Ole Miss	75 78													

Non-Div I Games:

Florida

Average RPI Win:	284	WON-LOST	WINNING	LAST 10	STRENGTH OF	OPP. STRENGTH	TEAM	ADJ.	CONF.	ADJ CONF.
Average RPI Loss:	215	RECORD	PCT. RANK	GAMES	SCHEDULE	OF SCHEDULE	RPI	RPI	RPI	RPI
DIV. I ONLY	3- 14	309	2- 7	334	231	335	335	31	31	
DIV. I NON-CONF.	1- 11	331	1- 5	324	191	340	340	31	31	

TOTALS	RPI 1-25	RPI 26-50	W-L RECORDS	RPI 51-100	RPI 101-999	RPI 201+				
3- 14	0- 0	0- 0	OVERALL	0- 2	3- 12	3- 10				
2- 2	0- 0	0- 0	HOME	0- 0	2- 2	2- 2				
1- 11	0- 0	0- 0	AWAY	0- 2	1- 9	1- 7				
0- 1	0- 0	0- 0	NEUTRAL	0- 0	0- 1	0- 1				
1- 11	0- 0	0- 0	NON-CONFERENCE	0- 2	1- 9	1- 7				
0- 2	0- 0	0- 0	HOME	0- 0	0- 2	0- 2				
1- 8	0- 0	0- 0	AWAY	0- 2	1- 6	1- 4				
0- 1	0- 0	0- 0	NEUTRAL	0- 0	0- 1	0- 1				
2- 3	0- 0	0- 0	CONFERENCE	0- 0	2- 3	2- 3				
2- 0	0- 0	0- 0	HOME	0- 0	2- 0	2- 0				
0- 3	0- 0	0- 0	AWAY	0- 0	0- 3	0- 3				
0- 0	0- 0	0- 0	NEUTRAL	0- 0	0- 0	0- 0				

RPI 1-25				RPI 26-50				RPI 51-100				RPI 101+ Team's RPI: 335					
RPI	S	Opponent	Score	RPI	S	Opponent	Score	RPI	S	Opponent	Score	RPI	S	Opponent	Score		
								73	A	Kansas St.	57	81	117	A	Miami (OH)	33	73
								85	A	Alabama	55	91	170	A	Xavier	52	70
													202	A	Bethune-Cookman	42	44
													213	A	Eastern Mich.	61	83
													231	A	Texas Tech	63	82
													238	A	Omaha	73	78
													241	H	Howard	74	59
													242	H	North Florida	68	77
													260	H	Sacred Heart	68	73
													266	N	A&M-Corpus Christi	55	58
													290	A	Morgan St.	56	61
													303	H	Delaware St.	59	54
													305	A	Coppin St.	56	62
													309	A	Western Caro.	80	63
													316	A	UTRGV	38	51
LAST 12 Division I GAMES:																	
303	H	Delaware St.	59	54	170	A	Xavier	52	70								
202	A	Bethune-Cookman	42	44	117	A	Miami (OH)	33	73								
305	A	Coppin St.	56	62	242	H	North Florida	68	77								
290	A	Morgan St.	56	61	309	A	Western Caro.	80	63								
241	H	Howard	74	59	266	N	A&M-Corpus Christi	55	58								
85	A	Alabama	55	91	316	A	UTRGV	38	51								

Non-Div I Games: Lynn 74 37

Florida A&M

Average RPI Win:	124	WON-LOST	WINNING	LAST 10	STRENGTH OF	OPP. STRENGTH	TEAM	ADJ.	CONF.	ADJ CONF.
Average RPI Loss:	19	RECORD	PCT. RANK	GAMES	SCHEDULE	OF SCHEDULE	RPI	RPI	RPI	RPI
DIV. I ONLY	18- 2	7	8- 2	17	47	4	4	1	1	
DIV. I NON-CONF.	12- 1	6	4- 1	51	77	8	8	1	1	

TOTALS	RPI 1-25	RPI 26-50	W-L RECORDS	RPI 51-100	RPI 101-999	RPI 201+				
18- 2	2- 1	2- 1	OVERALL	4- 0	10- 0	3- 0				
9- 0	0- 0	1- 0	HOME	3- 0	5- 0	2- 0				
9- 2	2- 1	1- 1	AWAY	1- 0	5- 0	1- 0				
0- 0	0- 0	0- 0	NEUTRAL	0- 0	0- 0	0- 0				
12- 1	1- 1	2- 0	NON-CONFERENCE	1- 0	8- 0	3- 0				
6- 0	0- 0	1- 0	HOME	0- 0	5- 0	2- 0				
6- 1	1- 1	1- 0	AWAY	1- 0	3- 0	1- 0				
0- 0	0- 0	0- 0	NEUTRAL	0- 0	0- 0	0- 0				
6- 1	1- 0	0- 1	CONFERENCE	3- 0	2- 0	0- 0				
3- 0	0- 0	0- 0	HOME	3- 0	0- 0	0- 0				
3- 1	1- 0	0- 1	AWAY	0- 0	2- 0	0- 0				
0- 0	0- 0	0- 0	NEUTRAL	0- 0	0- 0	0- 0				

RPI	S	Opponent	Score	RPI	S	Opponent	Score	RPI	S	Opponent	Score	RPI	S	Opponent	Score
5	A	Louisville	50 49	27	A	Syracuse	69 76	62	H	Virginia Tech	107 62	109	A	Wake Forest	81 79
11	A	Texas	72 87	34	H	Arizona St.	77 66	67	H	Miami (FL)	105 67	112	A	Clemson	69 47
23	A	Iowa	94 93	50	A	Creighton	92 82	86	A	James Madison	79 63	120	H	Jacksonville	82 50
								88	H	North Carolina	103 65	172	A	Jacksonville St.	75 51
												180	A	Florida	84 54
												182	H	Stetson	84 39
												186	H	Samford	87 62
												242	H	North Florida	109 51
												255	A	Grambling	96 53
												260	H	Sacred Heart	101 52
LAST 12 Division I GAMES:															
5	A	Louisville	50 49	88	H	North Carolina	103 65	120	H	Jacksonville	82 50				
109	A	Wake Forest	81 79	50	A	Creighton	92 82	11	A	Texas	72 87				
62	H	Virginia Tech	107 62	34	H	Arizona St.	77 66								
67	H	Miami (FL)	105 67	27	A	Syracuse	69 76	182	H	Stetson	84 39				
27	A	Clemson	69 47												

Non-Div I Games:

Florida St.

Average RPI Win:	183	WON-LOST	WINNING	LAST 10	STRENGTH OF	OPP. STRENGTH	TEAM	ADJ.	CONF.	ADJ CONF.
Average RPI Loss:	79	RECORD	PCT. RANK	GAMES	SCHEDULE	OF SCHEDULE	RPI	RPI	RPI	RPI
DIV. I ONLY	16- 5	39	9- 1	163	88	77	77	13	13	
DIV. I NON-CONF.	9- 4	82	3- 1	123	48	67	67	10	10	

TOTALS	RPI 1-25	RPI 26-50	W-L RECORDS	RPI 51-100	RPI 101-999	RPI 201+				
16- 5	0- 1	1- 0	OVERALL	3- 3	12- 1	7- 0				
11- 2	0- 1	0- 0	HOME	3- 1	8- 0	3- 0				
5- 3	0- 0	1- 0	AWAY	0- 2	4- 1	4- 0				
0- 0	0- 0	0- 0	NEUTRAL	0- 0	0- 0	0- 0				
9- 4	0- 1	1- 0	NON-CONFERENCE	2- 2	6- 1	3- 0				
7- 1	0- 1	0- 0	HOME	2- 0	5- 0	2- 0				
2- 3	0- 0	1- 0	AWAY	0- 2	1- 1	1- 0				
0- 0	0- 0	0- 0	NEUTRAL	0- 0	0- 0	0- 0				
7- 1	0- 0	0- 0	CONFERENCE	1- 1	6- 0	4- 0				
4- 1	0- 0	0- 0	HOME	1- 1	3- 0	1- 0				
3- 0	0- 0	0- 0	AWAY	0- 0	3- 0	3- 0				
0- 0	0- 0	0- 0	NEUTRAL	0- 0	0- 0	0- 0				

RPI 1-25				RPI 26-50				RPI 51-100 Team's RPI: 77				RPI 101+			
RPI	S	Opponent	Score	RPI	S	Opponent	Score	RPI	S	Opponent	Score	RPI	S	Opponent	Score
8	H	UCLA	30 67	39	A	St. John's (NY)	67 64	53	H	Northern Colo.	48 33	118	H	Saint Louis	66 63
								55	H	UC Davis	70 62	140	H	Hartford	69 44
								57	H	Dayton	62 63	147	H	Davison	66 58
								68	A	Albany (NY)	52 59	148	H	Pittsburgh	58 55
								80	A	Penn St.	60 65	157	H	Bucknell	71 62
								99	H	George Washington	61 50	183	A	Boston College	52 55
												228	A	Richmond	43 38
												236	H	St. Bonaventure	72 48
												237	A	Manhattan	54 48
												292	A	Massachusetts	62 51
												306	A	VCU	64 54
												329	H	UMBC	55 46
												342	H	Iona	78 48

LAST 12 Division I GAMES:															
236	H	St. Bonaventure	72 48	292	A	Massachusetts	62 51								
228	A	Richmond	43 38	99	H	George Washington	61 50								
57	H	Dayton	62 63	55	H	UC Davis	70 62								
306	A	VCU	64 54	140	H	Hartford	69 44								
147	H	Davison	66 58	8	H	UCLA	30 67								
118	H	Saint Louis	66 63	157	H	Bucknell	71 62								

Non-Div I Games:

Fordham

Average RPI Win:	292	WON-LOST	WINNING	LAST 10	STRENGTH OF	OPP. STRENGTH	TEAM	ADJ.	CONF.	ADJ CONF.
Average RPI Loss:	169	RECORD	PCT. RANK	GAMES	SCHEDULE	OF SCHEDULE	RPI	RPI	RPI	RPI
DIV. I ONLY	3- 14	309	1- 8	178	295	308	308	14	14	
DIV. I NON-CONF.	2- 8	290	1- 3	253	298	326	326	15	15	

TOTALS	RPI 1-25	RPI 26-50	W-L RECORDS	RPI 51-100	RPI 101-999	RPI 201+				
3- 14	0- 1	0- 0	OVERALL	0- 3	3- 10	3- 4				
3- 5	0- 0	0- 0	HOME	0- 1	3- 4	3- 1				
0- 9	0- 1	0- 0	AWAY	0- 2	0- 6	0- 3				
0- 0	0- 0	0- 0	NEUTRAL	0- 0	0- 0	0- 0				
2- 8	0- 1	0- 0	NON-CONFERENCE	0- 2	2- 5	2- 3				
2- 2	0- 0	0- 0	HOME	0- 1	2- 1	2- 1				
0- 6	0- 1	0- 0	AWAY	0- 1	0- 4	0- 2				
0- 0	0- 0	0- 0	NEUTRAL	0- 0	0- 0	0- 0				
1- 6	0- 0	0- 0	CONFERENCE	0- 1	1- 5	1- 1				
1- 3	0- 0	0- 0	HOME	0- 0	1- 3	1- 0				
0- 3	0- 0	0- 0	AWAY	0- 1	0- 2	0- 1				
0- 0	0- 0	0- 0	NEUTRAL	0- 0	0- 0	0- 0				

RPI 1-25				RPI 26-50				RPI 51-100				RPI 101+				Team's RPI: 308
RPI	S	Opponent	Score	RPI	S	Opponent	Score	RPI	S	Opponent	Score	RPI	S	Opponent	Score	
21	A	Michigan	45 77					81	A	South Dakota	43 85	110	A	Western Ill.	44 91	
								82	A	Belmont	42 74	110	H	Western Ill.	64 100	
								100	H	Milwaukee	48 60	165	A	Illinois	50 64	
												170	A	Xavier	50 62	
												185	H	Oral Roberts	48 73	
												200	H	Denver	55 73	
												238	H	Omaha	76 65	
												267	A	Valparaiso	50 68	
												275	A	North Dakota St.	56 72	
												281	A	Coastal Caro.	58 67	
												300	H	Loyola Chicago	79 70	
												320	H	Ill.-Chicago	51 67	
												339	H	Eastern Ill.	93 77	
LAST 12 Division I GAMES:																
275	A	North Dakota St.	56 72	110	H	Western Ill.	64 100	267	A	Valparaiso	50 68					
110	A	Western Ill.	44 91	21	A	Michigan	45 77									
81	A	South Dakota	43 85	100	H	Milwaukee	48 60									
238	H	Omaha	76 65	339	H	Eastern Ill.	93 77	281	A	Coastal Caro.	58 67					
200	H	Denver	55 73													
185	H	Oral Roberts	48 73													

Non-Div I Games: Quincy 73 72 Maryville (MO) 70 76 Findlay 55 75

Fort Wayne

Average RPI Win:	208	WON-LOST	WINNING	LAST 10	STRENGTH OF	OPP. STRENGTH	TEAM	ADJ.	CONF.	ADJ CONF.
Average RPI Loss:	156	RECORD	PCT. RANK	GAMES	SCHEDULE	OF SCHEDULE	RPI	RPI	RPI	RPI
DIV. I ONLY	10- 9	157	6- 4	169	185	153	153	16	16	
DIV. I NON-CONF.	5- 6	187	3- 1	152	229	196	196	16	16	

TOTALS	RPI 1-25	RPI 26-50	W-L RECORDS	RPI 51-100	RPI 101-999	RPI 201+				
10- 9	0- 0	0- 1	OVERALL	0- 1	10- 7	6- 2				
7- 2	0- 0	0- 1	HOME	0- 0	7- 1	4- 1				
3- 7	0- 0	0- 0	AWAY	0- 1	3- 6	2- 1				
0- 0	0- 0	0- 0	NEUTRAL	0- 0	0- 0	0- 0				
5- 6	0- 0	0- 1	NON-CONFERENCE	0- 0	5- 5	3- 2				
4- 2	0- 0	0- 1	HOME	0- 0	4- 1	2- 1				
1- 4	0- 0	0- 0	AWAY	0- 0	1- 4	1- 1				
0- 0	0- 0	0- 0	NEUTRAL	0- 0	0- 0	0- 0				
5- 3	0- 0	0- 0	CONFERENCE	0- 1	5- 2	3- 0				
3- 0	0- 0	0- 0	HOME	0- 0	3- 0	2- 0				
2- 3	0- 0	0- 0	AWAY	0- 1	2- 2	1- 0				
0- 0	0- 0	0- 0	NEUTRAL	0- 0	0- 0	0- 0				

RPI	S	Opponent	Score	RPI	S	Opponent	Score	RPI	S	Opponent	Score	RPI	S	Opponent	Score	Team's RPI: 153
34	H	Arizona St.	49 81	66	A	New Mexico	75 88	115	A	UNLV	74 72	142	H	Weber St.	81 78	
								156	A	San Francisco	62 70	158	H	Pacific	81 70	
								162	A	Nevada	73 90	166	A	Texas St.	59 76	
								173	H	Colorado St.	56 45	178	A	UT Arlington	54 67	
								188	A	Boise St.	66 75	205	A	UC Santa Barbara	64 57	
								211	H	Eastern Wash.	81 56	215	A	CSUN	72 85	
								229	H	San Diego St.	64 53	234	H	Montana	61 58	
								239	H	UC Riverside	56 68	302	H	Utah St.	57 56	
								315	A	Air Force	64 58					
LAST 12 Division I GAMES:																
115	A	UNLV	74 72	315	A	Air Force	64 58									
229	H	San Diego St.	64 53	162	A	Nevada	73 90									
66	A	New Mexico	75 88	142	H	Weber St.	81 78									
188	A	Boise St.	66 75	156	A	San Francisco	62 70									
173	H	Colorado St.	56 45	234	H	Montana	61 58									
302	H	Utah St.	57 56	158	H	Pacific	81 70									

Non-Div I Games:

Fresno St.

Average RPI Win: 214
Average RPI Loss: 147

WON-LOST
RECORD

WINNING
PCT. RANK

LAST 10
GAMES

STRENGTH OF
SCHEDULE

OPP. STRENGTH
OF SCHEDULE

TEAM
RPI

ADJ.
RPI

CONF.
RPI

ADJ CONF.
RPI

DIV. I ONLY
DIV. I NON-CONF.

10- 8
7- 5

135
132

4- 5
2- 3

229
259

124
127

168
142

168
142

17
17

17
17

TOTALS

RPI 1-25

RPI 26-50

W-L RECORDS

RPI 51-100

RPI 101-999

RPI 201+

10- 8

0- 1

0- 0

OVERALL

2- 2

8- 5

6- 3

6- 2

0- 0

0- 0

HOME

1- 1

5- 1

3- 0

3- 5

0- 0

0- 0

AWAY

0- 0

3- 2

3- 2

1- 1

0- 0

0- 0

NEUTRAL

1- 0

0- 1

0- 0

7- 5

0- 1

0- 0

NON-CONFERENCE

1- 1

6- 3

5- 2

4- 0

0- 0

0- 0

HOME

0- 0

4- 0

3- 0

2- 4

0- 1

0- 0

AWAY

0- 1

2- 2

2- 2

1- 1

0- 0

0- 0

NEUTRAL

1- 0

0- 1

0- 0

3- 3

0- 0

0- 0

CONFERENCE

1- 1

2- 2

1- 1

2- 2

0- 0

0- 0

HOME

1- 1

1- 1

0- 0

1- 1

0- 0

0- 0

AWAY

0- 0

1- 1

1- 1

0- 0

0- 0

0- 0

NEUTRAL

0- 0

0- 0

0- 0

RPI 1-25

RPI 26-50

RPI 51-100

RPI 101+

Team's RPI: 168

RPI S Opponent Score
15 A Georgia 44 79

RPI S Opponent Score

RPI S Opponent Score
70 H Mercer 64 86
75 N Ohio 70 68
88 A North Carolina 56 84
94 H Chattanooga 58 57

RPI S Opponent Score
132 H ETSU 57 69
147 H Davidson 65 62
170 N Xavier 62 75
186 H Samford 45 41
207 A Gardner-Webb 57 71
235 A UNCG 74 76
246 A UNC Asheville 71 63
251 H Kennesaw St. 78 59
252 H Col. of Charleston 72 58
259 A Presbyterian 75 76
279 H UNCW 76 71
304 A USC Upstate 80 59
309 A Western Caro. 68 59

LAST 12 Division I GAMES:

94 H Chattanooga 58 57
132 H ETSU 57 69
235 A UNCG 74 76
309 A Western Caro. 68 59
70 H Mercer 64 86
186 H Samford 45 41
259 A Presbyterian 75 76
246 A UNC Asheville 71 63
170 N Xavier 62 75
75 N Ohio 70 68
88 A North Carolina 56 84
304 A USC Upstate 80 59

Non-Div I Games:

Bob Jones

93 46

Pfeiffer

102 51

Converse

80 41

Furman

Loss, Non-Conf, S Site, H Home A Away N Neutral

Average RPI Win:	327	WON-LOST	WINNING	LAST 10	STRENGTH OF	OPP. STRENGTH	TEAM	ADJ.	CONF.	ADJ CONF.
Average RPI Loss:	189	RECORD	PCT. RANK	GAMES	SCHEDULE	OF SCHEDULE	RPI	RPI	RPI	RPI
DIV. I ONLY	1- 16	341	0- 10	208	327	330	330	23	23	
DIV. I NON-CONF.	1- 8	313	0- 4	177	334	303	303	24	24	

TOTALS	RPI 1-25	RPI 26-50	W-L RECORDS	RPI 51-100	RPI 101-999	RPI 201+				
1- 16	0- 0	0- 0	OVERALL	0- 5	1- 11	1- 8				
0- 8	0- 0	0- 0	HOME	0- 2	0- 6	0- 3				
1- 8	0- 0	0- 0	AWAY	0- 3	1- 5	1- 5				
0- 0	0- 0	0- 0	NEUTRAL	0- 0	0- 0	0- 0				
1- 8	0- 0	0- 0	NON-CONFERENCE	0- 4	1- 4	1- 4				
0- 5	0- 0	0- 0	HOME	0- 2	0- 3	0- 3				
1- 3	0- 0	0- 0	AWAY	0- 2	1- 1	1- 1				
0- 0	0- 0	0- 0	NEUTRAL	0- 0	0- 0	0- 0				
0- 8	0- 0	0- 0	CONFERENCE	0- 1	0- 7	0- 4				
0- 3	0- 0	0- 0	HOME	0- 0	0- 3	0- 0				
0- 5	0- 0	0- 0	AWAY	0- 1	0- 4	0- 4				
0- 0	0- 0	0- 0	NEUTRAL	0- 0	0- 0	0- 0				

RPI 1-25				RPI 26-50				RPI 51-100				RPI 101+				Team's RPI: 330
RPI	S	Opponent	Score	RPI	S	Opponent	Score	RPI	S	Opponent	Score	RPI	S	Opponent	Score	
								52	A	UCF	38 62	121	H	Little Rock	34 64	
								69	H	IUPUI	52 72	166	H	Texas St.	56 81	
								70	A	Mercer	45 72	194	H	Arkansas St.	62 71	
								85	H	Alabama	36 84	230	A	N. C. A&T	49 60	
								90	A	South Ala.	52 79	233	H	Stony Brook	49 68	
												240	A	Troy	47 88	
												251	H	Kennesaw St.	58 60	
												281	A	Coastal Caro.	51 54	
												284	A	Appalachian St.	56 87	
												313	A	Georgia St.	56 71	
												327	A	South Carolina St.	61 58	
												344	H	Savannah St.	67 71	
LAST 12 Division I GAMES:																
166	H	Texas St.	56 81	90	A	South Ala.	52 79	240	A	Troy	47 88	233	H	Stony Brook	49 68	
313	A	Georgia St.	56 71	240	A	Troy	47 88	233	H	Stony Brook	49 68	284	A	Appalachian St.	56 87	
284	A	Appalachian St.	56 87	69	H	IUPUI	52 72	251	H	Kennesaw St.	58 60	313	A	Georgia St.	56 71	
281	A	Coastal Caro.	51 54	52	A	UCF	38 62					327	A	South Carolina St.	61 58	
121	H	Little Rock	34 64									344	H	Savannah St.	67 71	
194	H	Arkansas St.	62 71													

Non-Div I Games: Coastal Ga. 68 63 Thomas (GA) 79 51

Ga. Southern

Average RPI Win:	259	WON-LOST	WINNING	LAST 10	STRENGTH OF	OPP. STRENGTH	TEAM	ADJ.	CONF.	ADJ CONF.
Average RPI Loss:	154	RECORD	PCT. RANK	GAMES	SCHEDULE	OF SCHEDULE	RPI	RPI	RPI	RPI
DIV. I ONLY	10- 6	104	5- 4	291	304	207	207	29	29	
DIV. I NON-CONF.	7- 2	50	4- 0	298	216	125	125	29	29	

TOTALS	RPI 1-25	RPI 26-50	W-L RECORDS	RPI 51-100	RPI 101-999	RPI 201+				
10- 6	0- 0	0- 0	OVERALL	0- 1	10- 5	8- 2				
6- 3	0- 0	0- 0	HOME	0- 1	6- 2	5- 1				
4- 3	0- 0	0- 0	AWAY	0- 0	4- 2	3- 1				
0- 0	0- 0	0- 0	NEUTRAL	0- 0	0- 0	0- 0				
7- 2	0- 0	0- 0	NON-CONFERENCE	0- 1	7- 1	5- 0				
4- 1	0- 0	0- 0	HOME	0- 1	4- 0	3- 0				
3- 1	0- 0	0- 0	AWAY	0- 0	3- 1	2- 0				
0- 0	0- 0	0- 0	NEUTRAL	0- 0	0- 0	0- 0				
3- 4	0- 0	0- 0	CONFERENCE	0- 0	3- 4	3- 2				
2- 2	0- 0	0- 0	HOME	0- 0	2- 2	2- 1				
1- 2	0- 0	0- 0	AWAY	0- 0	1- 2	1- 1				
0- 0	0- 0	0- 0	NEUTRAL	0- 0	0- 0	0- 0				

RPI 1-25				RPI 26-50				RPI 51-100				RPI 101+				Team's RPI: 207
RPI	S	Opponent	Score	RPI	S	Opponent	Score	RPI	S	Opponent	Score	RPI	S	Opponent	Score	
								52	H	UCF	30 65	103	A	Kentucky	34 72	
												119	A	High Point	80 83	
												144	H	Liberty	60 85	
												147	A	Davidson	70 65	
												168	H	Furman	71 57	
												204	H	Radford	69 53	
												225	A	Morehead St.	68 60	
												248	H	Campbell	44 73	
												259	A	Presbyterian	69 72	
												262	A	Mt. St. Mary's	75 67	
												288	H	Wofford	73 55	
												304	H	USC Upstate	60 39	
												309	H	Western Caro.	70 67	
												332	H	Charleston So.	68 52	
												348	A	Longwood	61 54	

LAST 12 Division I GAMES:																
				248	H	Campbell	44 73			119	A	High Point	80 83			
				332	H	Charleston So.	68 52			309	H	Western Caro.	70 67			
				259	A	Presbyterian	69 72			262	A	Mt. St. Mary's	75 67			
				144	H	Liberty	60 85			147	A	Davidson	70 65			
				348	A	Longwood	61 54			288	H	Wofford	73 55			
				204	H	Radford	69 53			304	H	USC Upstate	60 39			

Non-Div I Games: Montreat 83 26 Converse 82 59 Pfeiffer 72 53

Gardner-Webb

Average RPI	Win:	233	WON-LOST	WINNING	LAST 10	STRENGTH OF	OPP. STRENGTH	TEAM	ADJ.	CONF.	ADJ CONF.
Average RPI	Loss:	72	RECORD	PCT. RANK	GAMES	SCHEDULE	OF SCHEDULE	RPI	RPI	RPI	RPI
DIV. I ONLY		16- 5		39	7- 3	274	167	97	97	13	13
DIV. I NON-CONF.		11- 3		46	4- 1	278	253	102	102	10	10

TOTALS	RPI 1-25		RPI 26-50		W-L RECORDS	RPI 51-100		RPI 101-999		RPI 201+	
16- 5	0- 1		0- 1		OVERALL	1- 2		15- 1		11- 0	
12- 0	0- 0		0- 0		HOME	1- 0		11- 0		8- 0	
3- 5	0- 0		0- 0		AWAY	0- 1		3- 1		3- 0	
1- 0	0- 0		0- 0		NEUTRAL	0- 0		1- 0		0- 0	
11- 3	0- 1		0- 1		NON-CONFERENCE	1- 0		10- 1		8- 0	
9- 0	0- 0		0- 0		HOME	1- 0		8- 0		7- 0	
1- 3	0- 1		0- 1		AWAY	0- 0		1- 1		1- 0	
1- 0	0- 0		0- 0		NEUTRAL	0- 0		1- 0		0- 0	
5- 2	0- 0		0- 0		CONFERENCE	0- 2		5- 0		3- 0	
3- 0	0- 0		0- 0		HOME	0- 0		3- 0		1- 0	
2- 2	0- 0		0- 0		AWAY	0- 2		2- 0		2- 0	
0- 0	0- 0		0- 0		NEUTRAL	0- 0		0- 0		0- 0	

RPI 1-25				RPI 26-50				RPI 51-100				Team's RPI: 97				RPI 101+			
RPI	S	Opponent	Score	RPI	S	Opponent	Score	RPI	S	Opponent	Score	RPI	S	Opponent	Score	RPI	S	Opponent	Score
21	A	Michigan	61 75	46	A	Houston	73 82	54	A	Duquesne	64 71	107	N	Drake	87 75				
								60	H	American	71 53	118	H	Saint Louis	81 72				
								99	A	George Washington	52 62	138	A	Colorado	61 76				
												147	H	Davidson	74 61				
												198	H	Southeast Mo. St.	57 38				
												212	A	La Salle	69 56				
												227	A	Loyola Maryland	80 72				
												228	H	Richmond	77 56				
												250	H	LIU Brooklyn	73 70				
												257	H	Illinois St.	56 37				
												287	H	Eastern Ky.	64 41				
												310	H	UMES	82 68				
												322	A	Rhode Island	92 53				
												323	H	Old Dominion	66 53				
												329	H	UMBC	58 38				
												348	H	Longwood	60 41				
LAST 12 Division I GAMES:																			
118	H	Saint Louis	81 72	147	H	Davidson	74 61	348	H	Longwood	60 41								
54	A	Duquesne	64 71	46	A	Houston	73 82												
228	H	Richmond	77 56					329	H	UMBC	58 38								
322	A	Rhode Island	92 53					287	H	Eastern Ky.	64 41								
99	A	George Washington	52 62					250	H	LIU Brooklyn	73 70								
212	A	La Salle	69 56																

Non-Div I Games:

George Mason

Average RPI	Win: 202	WON-LOST	WINNING	LAST 10	STRENGTH OF	OPP. STRENGTH	TEAM	ADJ.	CONF.	ADJ CONF.
Average RPI	Loss: 55	RECORD	PCT. RANK	GAMES	SCHEDULE	OF SCHEDULE	RPI	RPI	RPI	RPI
DIV. I ONLY	9- 10	193	6- 4	29	118	99	99	13	13	
DIV. I NON-CONF.	5- 7	212	2- 3	21	65	110	110	10	10	
<hr/>										
TOTALS	RPI 1-25	RPI 26-50	W-L RECORDS	RPI 51-100	RPI 101-999	RPI 201+				
9- 10	0- 1	0- 4	OVERALL	2- 4	7- 1	4- 0				
5- 5	0- 0	0- 3	HOME	2- 1	3- 1	1- 0				
4- 5	0- 0	0- 0	AWAY	0- 0	4- 0	3- 0				
0- 0	0- 0	0- 0	NEUTRAL	0- 0	0- 0	0- 0				
5- 7	0- 1	0- 4	NON-CONFERENCE	1- 1	4- 1	2- 0				
3- 4	0- 0	0- 3	HOME	1- 0	2- 1	0- 0				
2- 3	0- 1	0- 1	AWAY	0- 1	2- 0	2- 0				
0- 0	0- 0	0- 0	NEUTRAL	0- 0	0- 0	0- 0				
4- 3	0- 0	0- 0	CONFERENCE	1- 3	3- 0	2- 0				
2- 1	0- 0	0- 0	HOME	1- 1	1- 0	1- 0				
2- 2	0- 0	0- 0	AWAY	0- 2	2- 0	1- 0				
0- 0	0- 0	0- 0	NEUTRAL	0- 0	0- 0	0- 0				

RPI 1-25				RPI 26-50				RPI 51-100				RPI 101+			
RPI	S	Opponent	Score	RPI	S	Opponent	Score	RPI	S	Opponent	Score	RPI	S	Opponent	Score
25	A	Maryland	54 80	27	H	Syracuse	62 74	54	H	Duquesne	53 54	129	H	Georgetown	65 54
				29	H	South Fla.	78 83	57	A	Dayton	55 66	131	H	Vanderbilt	59 69
				33	H	South Dakota St.	88 97	60	H	American	61 44	147	A	Davidson	53 48
				45	A	Princeton	52 72	70	A	Mercer	44 61	193	H	Wisconsin	61 46
								77	A	Fordham	50 61	271	A	Towson	66 43
								97	H	George Mason	62 52	296	A	Monmouth	59 45
												306	A	VCU	61 39
												322	H	Rhode Island	65 52
<hr/>															
LAST 12 Division I GAMES:															
				322	H	Rhode Island	65 52	77	A	Fordham	50 61				
				57	A	Dayton	55 66	296	A	Monmouth	59 45				
				147	A	Davidson	53 48	60	H	American	61 44				
				54	H	Duquesne	53 54	25	A	Maryland	54 80				
				97	H	George Mason	62 52	70	A	Mercer	44 61				
				306	A	VCU	61 39	29	H	South Fla.	78 83				

Non-Div I Games:

George Washington

Average RPI Win:	190	WON-LOST	WINNING	LAST 10	STRENGTH OF	OPP. STRENGTH	TEAM	ADJ.	CONF.	ADJ CONF.
Average RPI Loss:	62	RECORD	PCT. RANK	GAMES	SCHEDULE	OF SCHEDULE	RPI	RPI	RPI	RPI
DIV. I ONLY	9- 11	204	4- 6	103	21	129	129	6	6	
DIV. I NON-CONF.	5- 5	170	1- 1	225	38	161	161	5	5	

TOTALS	RPI 1-25	RPI 26-50	W-L RECORDS	RPI 51-100	RPI 101-999	RPI 201+				
9- 11	1- 1	0- 5	OVERALL	1- 4	7- 1	4- 0				
4- 4	1- 0	0- 3	HOME	0- 1	3- 0	2- 0				
4- 5	0- 1	0- 2	AWAY	1- 2	3- 0	2- 0				
1- 2	0- 0	0- 0	NEUTRAL	0- 1	1- 1	0- 0				
5- 5	0- 1	0- 1	NON-CONFERENCE	0- 2	5- 1	4- 0				
2- 1	0- 0	0- 1	HOME	0- 0	2- 0	2- 0				
2- 2	0- 1	0- 0	AWAY	0- 1	2- 0	2- 0				
1- 2	0- 0	0- 0	NEUTRAL	0- 1	1- 1	0- 0				
4- 6	1- 0	0- 4	CONFERENCE	1- 2	2- 0	0- 0				
2- 3	1- 0	0- 2	HOME	0- 1	1- 0	0- 0				
2- 3	0- 0	0- 2	AWAY	1- 1	1- 0	0- 0				
0- 0	0- 0	0- 0	NEUTRAL	0- 0	0- 0	0- 0				

RPI 1-25				RPI 26-50				RPI 51-100				RPI 101+ Team's RPI: 129			
RPI	S	Opponent	Score	RPI	S	Opponent	Score	RPI	S	Opponent	Score	RPI	S	Opponent	Score
16	A	NC State	49 63	26	H	Villanova	58 60	91	A	Butler	63 52	105	N	Auburn	40 60
19	H	Marquette	85 58	30	H	DePaul	62 78	91	H	Butler	57 66	170	H	Xavier	65 60
				39	A	St. John's (NY)	41 64	93	A	Seton Hall	65 70	184	N	Northwestern	55 54
				44	H	Minnesota	63 73	94	N	Chattanooga	41 54	195	A	Providence	75 43
				50	A	Creighton	58 69	99	A	George Washington	54 65	227	A	Loyola Maryl and	72 54
												241	H	Howard	93 41
												273	H	FIU	77 56
												306	A	VCU	71 59

LAST 12 Division I GAMES:															
				91	A	Butler	63 52	91	H	Butler	57 66				
				30	H	DePaul	62 78	170	H	Xavier	65 60				
				19	H	Marquette	85 58	50	A	Creighton	58 69				
				93	A	Seton Hall	65 70	195	A	Providence	75 43				
				39	A	St. John's (NY)	41 64	306	A	VCU	71 59				
				26	H	Villanova	58 60	16	A	NC State	49 63				

Non-Div I Games:

Georgetown

Average RPI Win: 146

Average RPI Loss: 7

WON-LOST
RECORDWINNING
PCT. RANKLAST 10
GAMESSTRENGTH OF
SCHEDULEOPP. STRENGTH
OF SCHEDULETEAM
RPIADJ.
RPICONF.
RPIADJ CONF.
RPIDIV. I ONLY
DIV. I NON-CONF.18- 2
12- 17
69- 1
5- 049
11541
13615
3015
302
22
2

TOTALS

RPI 1-25

RPI 26-50

W-L RECORDS

RPI 51-100

RPI 101-999

RPI 201+

18- 2

2- 2

1- 0

OVERALL

3- 0

12- 0

6- 0

11- 2

1- 2

0- 0

HOME

2- 0

8- 0

5- 0

7- 0

1- 0

1- 0

AWAY

1- 0

4- 0

1- 0

0- 0

0- 0

0- 0

NEUTRAL

0- 0

0- 0

0- 0

12- 1

0- 1

1- 0

NON-CONFERENCE

2- 0

9- 0

6- 0

8- 1

0- 1

0- 0

HOME

1- 0

7- 0

5- 0

4- 0

0- 0

1- 0

AWAY

1- 0

2- 0

1- 0

0- 0

0- 0

0- 0

NEUTRAL

0- 0

0- 0

0- 0

6- 1

2- 1

0- 0

CONFERENCE

1- 0

3- 0

0- 0

3- 1

1- 1

0- 0

HOME

1- 0

1- 0

0- 0

3- 0

1- 0

0- 0

AWAY

0- 0

2- 0

0- 0

0- 0

0- 0

0- 0

NEUTRAL

0- 0

0- 0

0- 0

RPI 1-25

Team's RPI: 15

RPI 26-50

RPI 51-100

RPI 101+

RPI	S	Opponent	Score
3	H	Mississippi St.	62 86
11	H	Texas	53 81
12	H	Missouri	62 50
14	A	Texas A&M	92 84

RPI	S	Opponent	Score
31	A	Virginia	64 61

RPI	S	Opponent	Score
61	H	Georgia Tech	60 53
70	A	Mercer	72 54
84	H	Arkansas	78 65

RPI	S	Opponent	Score
102	H	Wright St.	87 71
103	A	Kentucky	56 42
105	H	Auburn	60 48
114	A	BYU	79 63
131	A	Vanderbilt	81 52
168	H	Furman	79 44
230	A	N. C. A&T	73 63
241	H	Howard	87 47
242	H	North Florida	75 37
288	H	Wofford	95 56
309	H	Western Caro.	76 50
328	H	Tennessee Tech	56 48

LAST 12 Division I GAMES:

12	H	Missouri	62 50	3	H	Mississippi St.	62 86
105	H	Auburn	60 48	242	H	North Florida	75 37
14	A	Texas A&M	92 84	102	H	Wright St.	87 71
84	H	Arkansas	78 65	241	H	Howard	87 47
103	A	Kentucky	56 42	61	H	Georgia Tech	60 53
131	A	Vanderbilt	81 52	230	A	N. C. A&T	73 63

Non-Div I Games:

Georgia

Average RPI Win:	269	WON-LOST	WINNING	LAST 10	STRENGTH OF	OPP. STRENGTH	TEAM	ADJ.	CONF.	ADJ CONF.
Average RPI Loss:	172	RECORD	PCT. RANK	GAMES	SCHEDULE	OF SCHEDULE	RPI	RPI	RPI	RPI
DIV. I ONLY	3- 14	309	2- 8	218	192	313	313	23	23	
DIV. I NON-CONF.	2- 7	286	1- 2	155	101	274	274	24	24	
<hr/>										
TOTALS	RPI 1-25	RPI 26-50	W-L RECORDS	RPI 51-100	RPI 101-999	RPI 201+				
3- 14	0- 1	0- 0	OVERALL	0- 3	3- 10	2- 5				
3- 5	0- 0	0- 0	HOME	0- 1	3- 4	2- 0				
0- 9	0- 0	0- 0	AWAY	0- 0	0- 0	0- 0				
0- 0	0- 0	0- 0	NEUTRAL	0- 0	0- 0	0- 0				
2- 7	0- 1	0- 0	NON-CONFERENCE	0- 2	2- 4	1- 2				
2- 2	0- 0	0- 0	HOME	0- 1	2- 1	1- 0				
0- 5	0- 1	0- 0	AWAY	0- 1	0- 3	0- 2				
0- 0	0- 0	0- 0	NEUTRAL	0- 0	0- 0	0- 0				
1- 7	0- 0	0- 0	CONFERENCE	0- 1	1- 6	1- 3				
1- 3	0- 0	0- 0	HOME	0- 0	1- 3	1- 0				
0- 4	0- 0	0- 0	AWAY	0- 1	0- 3	0- 3				
0- 0	0- 0	0- 0	NEUTRAL	0- 0	0- 0	0- 0				

RPI 1-25				RPI 26-50				RPI 51-100				RPI 101+				Team's RPI: 313
RPI	S	Opponent	Score	RPI	S	Opponent	Score	RPI	S	Opponent	Score	RPI	S	Opponent	Score	
3	A	Mississippi St.	50 106					51	H	Western Ky.	63 74	121	H	Little Rock	50 65	
								61	A	Georgia Tech	51 75	172	H	Jacksonville St.	55 41	
								90	A	South Ala.	52 88	178	H	UT Arlington	76 81	
												180	A	Florida	66 82	
												194	H	Arkansas St.	58 75	
												201	H	Fla. Atlantic	50 82	
												240	A	Troy	86 90	
												251	A	Kennesaw St.	61 71	
												279	A	UNCW	62 74	
												281	A	Coastal Caro.	49 64	
												284	A	Appalachian St.	62 77	
												306	H	VCU	61 56	
												330	H	Ga. Southern	71 56	
<hr/>																
LAST 12 Division I GAMES:																
178	H	UT Arlington	76 81	240	A	Troy	86 90									
330	H	Ga. Southern	71 56	90	A	South Ala.	52 88									
281	A	Coastal Caro.	49 64	279	A	UNCW	62 74									
284	A	Appalachian St.	62 77	172	H	Jacksonville St.	55 41									
194	H	Arkansas St.	58 75	201	H	Fla. Atlantic	50 82									
121	H	Little Rock	50 65	251	A	Kennesaw St.	61 71									

Non-Div I Games: Allen 101 56 North Greenville 91 89

Georgia St.

Average RPI Win: 183
Average RPI Loss: 100

WON-LOST
RECORD

WINNING
PCT. RANK

LAST 10
GAMES

STRENGTH OF
SCHEDULE

OPP. STRENGTH
OF SCHEDULE

TEAM
RPI

ADJ.
RPI

CONF.
RPI

ADJ CONF.
RPI

DIV. I ONLY	16- 4	28	10- 0	153	119	65	65	12	12
DIV. I NON-CONF.	7- 4	102	2- 1	41	124	57	57	11	11
TOTALS	RPI 1-25	RPI 26-50	W-L RECORDS	RPI 51-100	RPI 101-999	RPI 201+			
16- 4	0- 0	0- 1	OVERALL	2- 1	14- 2	7- 0			
9- 1	0- 0	0- 0	HOME	0- 0	9- 1	4- 0			
6- 1	0- 0	0- 0	AWAY	2- 0	4- 1	3- 0			
1- 2	0- 0	0- 1	NEUTRAL	0- 1	1- 0	0- 0			
7- 4	0- 0	0- 1	NON-CONFERENCE	1- 1	6- 2	2- 0			
4- 1	0- 0	0- 0	HOME	0- 0	4- 1	1- 0			
2- 1	0- 0	0- 0	AWAY	1- 0	1- 1	1- 0			
1- 2	0- 0	0- 1	NEUTRAL	0- 1	1- 0	0- 0			
9- 0	0- 0	0- 0	CONFERENCE	1- 0	8- 0	5- 0			
5- 0	0- 0	0- 0	HOME	0- 0	5- 0	3- 0			
4- 0	0- 0	0- 0	AWAY	1- 0	3- 0	2- 0			
0- 0	0- 0	0- 0	NEUTRAL	0- 0	0- 0	0- 0			

RPI S Opponent	Score	RPI S Opponent	Score	RPI S Opponent	Score	RPI S Opponent	Score
		30 N DePaul	71 88	71 A Saint Mary's (CA)	73 65	106 N Kent St.	77 57
				76 A Washington St.	64 56	110 H Western Ill.	80 65
				82 N Belmont	63 71	115 H UNLV	50 52
						136 H Portland St.	91 52
						143 H Saint Francis (PA)	97 74
						156 H San Francisco	74 47
						158 A Pacific	99 72
						169 H Loyola Marymount	77 67
						173 A Colorado St.	49 65
						206 H Pepperdine	73 51
						211 H Eastern Wash.	69 45
						234 A Montana	70 55
						254 A Santa Clara	63 51
						254 H Santa Clara	71 44
						319 A Portland	70 56
						319 H Portland	75 36
LAST 12 Division I GAMES:							
319 H Portland	75 36	206 H Pepperdine	73 51				
254 H Santa Clara	71 44	254 A Santa Clara	63 51				
71 A Saint Mary's (CA)	73 65	158 A Pacific	99 72				
156 H San Francisco	74 47	110 H Western Ill.	80 65				
319 A Portland	70 56	143 H Saint Francis (PA)	97 74				
169 H Loyola Marymount	77 67	115 H UNLV	50 52				

Non-Div I Games:

Gonzaga

Loss, Non-Conf, S Site, H Home A Away N Neutral

Average RPI Win:	301	WON-LOST	WINNING	LAST 10	STRENGTH OF	OPP. STRENGTH	TEAM	ADJ.	CONF.	ADJ CONF.
Average RPI Loss:	159	RECORD	PCT. RANK	GAMES	SCHEDULE	OF SCHEDULE	RPI	RPI	RPI	RPI
DIV. I ONLY	7- 11	239	4- 6	277	277	255	255	32	32	
DIV. I NON-CONF.	3- 8	268	0- 5	231	113	258	258	32	32	

TOTALS	RPI 1-25	RPI 26-50	W-L RECORDS	RPI 51-100	RPI 101-999	RPI 201+				
7- 11	0- 1	0- 0	OVERALL	0- 3	7- 7	7- 4				
5- 2	0- 1	0- 0	HOME	0- 0	5- 1	5- 1				
2- 8	0- 0	0- 0	AWAY	0- 0	2- 1	2- 1				
0- 1	0- 0	0- 0	NEUTRAL	0- 1	0- 0	0- 0				
3- 8	0- 1	0- 0	NON-CONFERENCE	0- 3	3- 4	3- 1				
2- 1	0- 1	0- 0	HOME	0- 0	2- 0	2- 0				
1- 6	0- 0	0- 0	AWAY	0- 2	1- 4	1- 1				
0- 1	0- 0	0- 0	NEUTRAL	0- 1	0- 0	0- 0				
4- 3	0- 0	0- 0	CONFERENCE	0- 0	4- 3	4- 3				
3- 1	0- 0	0- 0	HOME	0- 0	3- 1	3- 1				
1- 2	0- 0	0- 0	AWAY	0- 0	1- 2	1- 2				
0- 0	0- 0	0- 0	NEUTRAL	0- 0	0- 0	0- 0				

RPI	S	Opponent	Score	RPI	S	Opponent	Score	RPI	S	Opponent	Score	RPI	S	Opponent	Score	Team's RPI: 255
4	H	Florida St.	53 96					84	A	Arkansas	62 79	160	A	Memphi s	48 57	
								85	A	Al abama	49 73	170	A	Xavi er	67 72	
								88	N	North Carol ina	63 79	194	A	Arkansas St.	56 76	
												203	A	Loui si ana Tech	53 64	
												208	A	Southern U.	44 63	
												256	H	Texas Southern	63 73	
												276	A	Al corn	75 68	
												285	H	Al abama A&M	78 49	
												289	A	McNeese	75 60	
												294	A	Jackson St.	70 82	
												295	H	Prai rie View	81 79	
												311	H	Southeastern La.	61 52	
												317	H	Al abama St.	93 71	
												333	H	La. -Monroe	61 52	
LAST 12 Division I GAMES:																
294	A	Jackson St.	70 82	285	H	Al abama A&M	78 49	84	A	Arkansas	62 79	160	A	Memphi s	48 57	
256	H	Texas Southern	63 73	84	A	Arkansas	62 79	88	N	North Carol ina	63 79	194	A	Arkansas St.	56 76	
295	H	Prai rie View	81 79	160	A	Memphi s	48 57	85	A	Al abama	49 73					
276	A	Al corn	75 68													
208	A	Southern U.	44 63													
317	H	Al abama St.	93 71													

Non-Div I Games:

Grambling

Grand Canyon

Through Games Of Jan. 26, 2018

Average RPI Win:	279	WON-LOST	WINNING	LAST 10	STRENGTH OF	OPP. STRENGTH	TEAM	ADJ.	CONF.	ADJ CONF.
Average RPI Loss:	186	RECORD	PCT. RANK	GAMES	SCHEDULE	OF SCHEDULE	RPI	RPI	RPI	RPI
DIV. I ONLY	7- 10	229	6- 3	312	308	274	274	30	30	
DIV. I NON-CONF.	4- 8	239	3- 3	264	296	269	269	30	30	

TOTALS	RPI 1-25	RPI 26-50	W-L RECORDS	RPI 51-100	RPI 101-999	RPI 201+				
7- 10	0- 1	0- 0	OVERALL	0- 0	7- 9	6- 5				
4- 4	0- 1	0- 0	HOME	0- 0	4- 3	4- 2				
3- 6	0- 0	0- 0	AWAY	0- 0	3- 6	2- 3				
0- 0	0- 0	0- 0	NEUTRAL	0- 0	0- 0	0- 0				
4- 8	0- 1	0- 0	NON-CONFERENCE	0- 0	4- 7	3- 3				
2- 3	0- 1	0- 0	HOME	0- 0	2- 2	2- 1				
2- 5	0- 0	0- 0	AWAY	0- 0	2- 5	1- 2				
0- 0	0- 0	0- 0	NEUTRAL	0- 0	0- 0	0- 0				
3- 2	0- 0	0- 0	CONFERENCE	0- 0	3- 2	3- 2				
2- 1	0- 0	0- 0	HOME	0- 0	2- 1	2- 1				
1- 1	0- 0	0- 0	AWAY	0- 0	1- 1	1- 1				
0- 0	0- 0	0- 0	NEUTRAL	0- 0	0- 0	0- 0				

RPI 1-25				RPI 26-50				RPI 51-100				RPI 101+ Team's RPI: 274			
RPI	S	Opponent	Score	RPI	S	Opponent	Score	RPI	S	Opponent	Score	RPI	S	Opponent	Score
18	H	Duke	61 74									111	H	Rice	59 69
												115	A	UNLV	47 76
												135	A	Washington	65 79
												175	A	Cal Poly	69 75
												201	A	Fla. Atlantic	77 73
												202	A	Bethune-Cookman	60 69
												210	H	Seattle U	74 63
												247	A	New Mexico St.	60 64
												249	H	UMKC	59 62
												254	H	Santa Clara	39 38
												267	A	Valparaiso	75 80
												307	H	Southern Utah	59 54
												316	A	UTRGV	65 59
												326	A	Northern Ariz.	72 54
												336	H	Long Beach St.	63 65
												341	H	Chicago St.	64 36
LAST 12 Division I GAMES:															
249	H	UMKC	59 62	307	H	Southern Utah	59 54								
341	H	Chicago St.	64 36	326	A	Northern Ariz.	72 54								
316	A	UTRGV	65 59	135	A	Washington	65 79								
247	A	New Mexico St.	60 64	336	H	Long Beach St.	63 65								
210	H	Seattle U	74 63	202	A	Bethune-Cookman	60 69								
254	H	Santa Clara	39 38	201	A	Fla. Atlantic	77 73								

Non-Div I Games: Arizona Christian 75 51 Benedictine Mesa 67 53

Grand Canyon

Loss,
Non-Conf, S Site,
H Home
A Away
N Neutral

Average RPI Win:	153	WON-LOST	WINNING	LAST 10	STRENGTH OF	OPP. STRENGTH	TEAM	ADJ.	CONF.	ADJ CONF.
Average RPI Loss:	137	RECORD	PCT. RANK	GAMES	SCHEDULE	OF SCHEDULE	RPI	RPI	RPI	RPI
DIV. I ONLY	18- 2	7	9- 1	77	109	17	17	11	11	
DIV. I NON-CONF.	10- 1	16	3- 0	35	34	7	7	12	12	

TOTALS	RPI 1-25	RPI 26-50	W-L RECORDS	RPI 51-100	RPI 101-999	RPI 201+				
18- 2	1- 1	2- 0	OVERALL	4- 0	11- 1	6- 1				
8- 0	1- 0	1- 0	HOME	2- 0	4- 0	3- 0				
8- 1	0- 0	0- 0	AWAY	2- 0	6- 1	2- 1				
2- 1	0- 1	1- 0	NEUTRAL	0- 0	1- 0	1- 0				
10- 1	1- 1	2- 0	NON-CONFERENCE	2- 0	5- 0	3- 0				
4- 0	1- 0	1- 0	HOME	1- 0	1- 0	1- 0				
4- 0	0- 0	0- 0	AWAY	1- 0	3- 0	1- 0				
2- 1	0- 1	1- 0	NEUTRAL	0- 0	1- 0	1- 0				
8- 1	0- 0	0- 0	CONFERENCE	2- 0	6- 1	3- 1				
4- 0	0- 0	0- 0	HOME	1- 0	3- 0	2- 0				
4- 1	0- 0	0- 0	AWAY	1- 0	3- 1	1- 1				
0- 0	0- 0	0- 0	NEUTRAL	0- 0	0- 0	0- 0				

RPI 1-25				RPI 26-50				RPI 51-100				RPI 101+			
RPI	S	Opponent	Score	RPI	S	Opponent	Score	RPI	S	Opponent	Score	RPI	S	Opponent	Score
3	N	Mississippi St.	46 67	33	H	South Dakota St.	55 41	57	A	Dayton	75 64	102	A	Wright St.	58 51
19	H	Marquette	63 55	34	N	Arizona St.	61 48	69	A	IUPUI	60 34	123	H	Cleveland St.	69 43
								94	H	Chattanooga	60 30	164	A	Oakland	81 48
								100	H	Milwaukee	52 29	184	A	Northwestern	63 57
												193	A	Wisconsin	67 34
												209	N	Columbia	61 43
												226	H	Bradley	72 40
												243	H	Youngstown St.	65 56
												270	A	Northern Ky.	54 62
												286	A	Detroit Mercy	85 27
												300	A	Loyola Chicago	76 39
												320	H	Ill.-Chicago	65 36
LAST 12 Division I GAMES:															
320	H	Ill.-Chicago	65 36	100	H	Milwaukee	52 29	270	A	Northern Ky.	54 62				
164	A	Oakland	81 48					102	A	Wright St.	58 51				
286	A	Detroit Mercy	85 27					184	A	Northwestern	63 57				
69	A	IUPUI	60 34					226	H	Bradley	72 40				
123	H	Cleveland St.	69 43					300	A	Loyola Chicago	76 39				
243	H	Youngstown St.	65 56												

Non-Div I Games:

Green Bay

Average RPI Win:	262	WON-LOST	WINNING	LAST 10	STRENGTH OF	OPP. STRENGTH	TEAM	ADJ.	CONF.	ADJ CONF.
Average RPI Loss:	112	RECORD	PCT. RANK	GAMES	SCHEDULE	OF SCHEDULE	RPI	RPI	RPI	RPI
DIV. I ONLY	7- 10	229	5- 4	207	138	192	192	31	31	
DIV. I NON-CONF.	4- 9	249	2- 5	59	55	155	155	31	31	

TOTALS	RPI 1-25	RPI 26-50	W-L RECORDS	RPI 51-100	RPI 101-999	RPI 201+				
7- 10	0- 1	0- 1	OVERALL	1- 5	6- 3	6- 1				
3- 1	0- 0	0- 0	HOME	0- 1	3- 0	3- 0				
3- 8	0- 1	0- 1	AWAY	1- 3	2- 3	2- 1				
1- 1	0- 0	0- 0	NEUTRAL	0- 1	1- 0	1- 0				
4- 9	0- 1	0- 1	NON-CONFERENCE	1- 5	3- 2	3- 0				
2- 1	0- 0	0- 0	HOME	0- 1	2- 0	2- 0				
1- 7	0- 1	0- 1	AWAY	1- 3	0- 2	0- 0				
1- 1	0- 0	0- 0	NEUTRAL	0- 1	1- 0	1- 0				
3- 1	0- 0	0- 0	CONFERENCE	0- 0	3- 1	3- 1				
1- 0	0- 0	0- 0	HOME	0- 0	1- 0	1- 0				
2- 1	0- 0	0- 0	AWAY	0- 0	2- 1	2- 1				
0- 0	0- 0	0- 0	NEUTRAL	0- 0	0- 0	0- 0				

RPI 1-25				RPI 26-50				RPI 51-100				RPI 101+ Team's RPI: 192			
RPI	S	Opponent	Score	RPI	S	Opponent	Score	RPI	S	Opponent	Score	RPI	S	Opponent	Score
6	A	Oregon	45 87	31	A	Virginia	62 66	58	H	Quinnipiac	58 64	174	A	Temple	56 65
								63	A	TCU	68 90	186	A	Samford	61 66
								83	A	Elon	59 82	209	H	Columbia	60 58
								88	A	North Carolina	70 66	258	N	San Jose St.	81 73
								94	A	Chattanooga	52 64	303	H	Delaware St.	66 62
								98	N	Brown	66 73	310	A	UMES	70 65
												323	H	Old Dominion	50 42
												327	A	South Carolina St.	70 78
												344	A	Savannah St.	81 53

LAST 12 Division I GAMES:															
327	A	South Carolina St.	70 78	186	A	Samford	61 66	94	A	Chattanooga	52 64	63	A	TCU	68 90
344	A	Savannah St.	81 53	58	H	Quinnipiac	58 64	174	A	Temple	56 65	310	A	UMES	70 65
323	H	Old Dominion	50 42	6	A	Oregon	45 87	58	H	Delaware St.	66 62	209	H	Columbia	60 58

Non-Div I Games:

Hampton

Average RPI Win:	246	WON-LOST	WINNING	LAST 10	STRENGTH OF	OPP. STRENGTH	TEAM	ADJ.	CONF.	ADJ CONF.
Average RPI Loss:	109	RECORD	PCT. RANK	GAMES	SCHEDULE	OF SCHEDULE	RPI	RPI	RPI	RPI
DIV. I ONLY	12- 8	117	6- 4	181	236	140	140	20	20	
DIV. I NON-CONF.	8- 5	111	4- 1	137	231	117	117	23	23	

TOTALS	RPI 1-25	RPI 26-50	W-L RECORDS	RPI 51-100	RPI 101-999	RPI 201+				
12- 8	0- 0	0- 2	OVERALL	1- 3	11- 3	9- 1				
6- 3	0- 0	0- 1	HOME	1- 1	5- 1	4- 0				
3- 5	0- 0	0- 0	AWAY	0- 0	3- 1	3- 1				
3- 0	0- 0	0- 0	NEUTRAL	0- 0	3- 0	2- 0				
8- 5	0- 0	0- 2	NON-CONFERENCE	0- 2	8- 1	6- 0				
4- 2	0- 0	0- 1	HOME	0- 0	4- 1	3- 0				
1- 3	0- 0	0- 1	AWAY	0- 2	1- 0	1- 0				
3- 0	0- 0	0- 0	NEUTRAL	0- 0	3- 0	2- 0				
4- 3	0- 0	0- 0	CONFERENCE	1- 1	3- 2	3- 1				
2- 1	0- 0	0- 0	HOME	1- 1	1- 0	1- 0				
2- 2	0- 0	0- 0	AWAY	0- 0	2- 2	2- 1				
0- 0	0- 0	0- 0	NEUTRAL	0- 0	0- 0	0- 0				

RPI 1-25				RPI 26-50				RPI 51-100				RPI 101+ Team's RPI: 140			
RPI	S	Opponent	Score	RPI	S	Opponent	Score	RPI	S	Opponent	Score	RPI	S	Opponent	Score
				26	H	Villanova	53 71	68	H	Albany (NY)	70 55	116	H	Delaware	63 72
				27	A	Syracuse	63 75	72	H	Maine	44 59	134	N	Yale	78 70
								77	A	Fordham	44 69	176	A	Binghamton	59 64
								88	A	North Carolina	70 90	197	H	Siena	71 62
												214	H	Niagara	83 65
												216	H	Hofstra	60 49
												233	A	Stony Brook	75 68
												282	A	Bryant	59 47
												285	N	Alabama A&M	56 47
												291	A	Vermont	47 53
												318	H	Central Conn. St.	68 52
												329	H	UMBC	65 54
												332	N	Charleston So.	62 43
												349	A	UMass Lowell	81 42

LAST 12 Division I GAMES:															
				291	A	Vermont	47 53	68	H	Albany (NY)	70 55				
				72	H	Maine	44 59	134	N	Yale	78 70				
				329	H	UMBC	65 54	77	A	Fordham	44 69				
				176	A	Binghamton	59 64	197	H	Siena	71 62				
				349	A	UMass Lowell	81 42	282	A	Bryant	59 47				
				233	A	Stony Brook	75 68	318	H	Central Conn. St.	68 52				

Non-Div I Games:

Hartford

Average RPI	Win:	193	WON-LOST	WINNING	LAST 10	STRENGTH OF	OPP. STRENGTH	TEAM	ADJ.	CONF.	ADJ CONF.
Average RPI	Loss:	77	RECORD	PCT. RANK	GAMES	SCHEDULE	OF SCHEDULE	RPI	RPI	RPI	RPI
DIV. I ONLY		10- 6		104	7- 3	85	111	79	79	9	9
DIV. I NON-CONF.		8- 5		111	6- 3	117	118	82	82	9	9

TOTALS	RPI 1-25		RPI 26-50		W-L RECORDS	RPI 51-100		RPI 101-999		RPI 201+	
10- 6	0- 0		0- 2		OVERALL	1- 3		9- 1		5- 0	
7- 0	0- 0		0- 0		HOME	1- 0		6- 0		3- 0	
1- 5	0- 0		0- 2		AWAY	0- 2		1- 1		0- 0	
2- 1	0- 0		0- 0		NEUTRAL	0- 1		2- 0		2- 0	
8- 5	0- 0		0- 2		NON-CONFERENCE	0- 2		8- 1		5- 0	
5- 0	0- 0		0- 0		HOME	0- 0		5- 0		3- 0	
1- 4	0- 0		0- 2		AWAY	0- 1		1- 1		0- 0	
2- 1	0- 0		0- 0		NEUTRAL	0- 1		2- 0		2- 0	
2- 1	0- 0		0- 0		CONFERENCE	1- 1		1- 0		0- 0	
2- 0	0- 0		0- 0		HOME	1- 0		1- 0		0- 0	
0- 1	0- 0		0- 0		AWAY	0- 1		0- 0		0- 0	
0- 0	0- 0		0- 0		NEUTRAL	0- 0		0- 0		0- 0	

RPI 1-25				RPI 26-50				RPI 51-100				RPI 101+			
RPI	S	Opponent	Score	RPI	S	Opponent	Score	RPI	S	Opponent	Score	RPI	S	Opponent	Score
				31	A	Virginia	48 50	57	N	Dayton	66 72	134	H	Yale	97 73
				38	A	FGCU	56 65	72	A	Maine	51 76	163	A	Northeastern	79 69
								89	A	Dartmouth	56 63	174	A	Temple	64 86
								89	H	Dartmouth	76 65	187	H	Boston U.	80 70
												197	H	Siena	75 67
												212	H	La Salle	70 61
												223	N	Akron	76 63
												230	N	N.C. A&T	64 60
												233	H	Stony Brook	60 53
												260	H	Sacred Heart	70 62
LAST 12 Division I GAMES:															
				134	H	Yale	97 73	38	A	FGCU	56 65				
				89	H	Dartmouth	76 65	163	A	Northeastern	79 69				
				212	H	La Salle	70 61	174	A	Temple	64 86				
				89	A	Dartmouth	56 63	230	N	N.C. A&T	64 60				
				233	H	Stony Brook	60 53	31	A	Virginia	48 50				
				223	N	Akron	76 63	187	H	Boston U.	80 70				

Non-Div I Games:

Harvard

Average RPI		Win: 249	WON-LOST	WINNING	LAST 10	STRENGTH OF		OPP. STRENGTH	TEAM	ADJ.	CONF.	ADJ CONF.
Loss: 147			RECORD	PCT. RANK	GAMES	SCHEDULE		OF SCHEDULE	RPI	RPI	RPI	RPI
DIV. I ONLY		7- 12	244	1- 8		179		202	245	245	21	21
DIV. I NON-CONF.		6- 6	170	1- 3		138		139	177	177	20	20

TOTALS		RPI 1-25		RPI 26-50		W-L RECORDS		RPI 51-100	RPI 101-999		RPI 201+	
7- 12		0- 2		0- 2		OVERALL		0- 1	7- 7		5- 4	
5- 5		0- 0		0- 2		HOME		0- 0	5- 3		3- 1	
2- 5		0- 0		0- 0		AWAY		0- 1	2- 4		2- 3	
0- 2		0- 2		0- 0		NEUTRAL		0- 0	0- 0		0- 0	
6- 6		0- 2		0- 2		NON-CONFERENCE		0- 0	6- 2		4- 1	
4- 3		0- 0		0- 2		HOME		0- 0	4- 1		2- 0	
2- 1		0- 0		0- 0		AWAY		0- 0	2- 1		2- 1	
0- 2		0- 2		0- 0		NEUTRAL		0- 0	0- 0		0- 0	
1- 6		0- 0		0- 0		CONFERENCE		0- 1	1- 5		1- 3	
1- 2		0- 0		0- 0		HOME		0- 0	1- 2		1- 1	
0- 4		0- 0		0- 0		AWAY		0- 1	0- 3		0- 2	
0- 0		0- 0		0- 0		NEUTRAL		0- 0	0- 0		0- 0	

RPI 1-25				RPI 26-50				RPI 51-100				RPI 101+ Team's RPI: 245			
RPI	S	Opponent	Score	RPI	S	Opponent	Score	RPI	S	Opponent	Score	RPI	S	Opponent	Score
6	N	Oregon	44 85	47	H	Southern Cal i forni a	60 71	55	A	UC Davi s	52 76	145	H	Idaho St.	62 64
14	N	Texas A&M	59 103	49	H	Purdue	67 79					177	H	Marist	70 63
												189	A	UC Irvi ne	66 70
												189	H	UC Irvi ne	67 74
												196	H	San Di ego	64 63
												210	A	Seattle U	73 58
												215	H	CSUN	58 70
												217	H	Montana St.	81 75
												239	A	UC Ri versi de	57 79
												280	A	Ari zona	65 60
												298	A	Cal St. Fullerton	57 69
												319	A	Portl and	47 76
												326	H	Northern Ari z.	84 68
												336	H	Long Beach St.	74 66

LAST 12 Division I GAMES:															
215	H	CSUN	58 70	298	A	Cal St. Fullerton	57 69								
189	A	UC Irvi ne	66 70	6	N	Oregon	44 85								
239	A	UC Ri versi de	57 79	14	N	Texas A&M	59 103								
336	H	Long Beach St.	74 66	280	A	Ari zona	65 60								
189	H	UC Irvi ne	67 74	145	H	Idaho St.	62 64								
55	A	UC Davi s	52 76	217	H	Montana St.	81 75								

Non-Div I Games: Hawai i Paci fi c 67 57

Hawai i

Average RPI Win:	258	WON-LOST	WINNING	LAST 10	STRENGTH OF	OPP. STRENGTH	TEAM	ADJ.	CONF.	ADJ CONF.
Average RPI Loss:	100	RECORD	PCT. RANK	GAMES	SCHEDULE	OF SCHEDULE	RPI	RPI	RPI	RPI
DIV. I ONLY	10- 6	104	8- 2	203	246	119	119	29	29	
DIV. I NON-CONF.	4- 5	202	2- 3	105	89	123	123	29	29	

TOTALS	RPI 1-25	RPI 26-50	W-L RECORDS	RPI 51-100	RPI 101-999	RPI 201+				
10- 6	0- 1	0- 0	OVERALL	0- 3	10- 2	8- 1				
4- 2	0- 0	0- 0	HOME	0- 1	4- 1	4- 0				
6- 4	0- 0	0- 0	AWAY	0- 1	6- 1	4- 1				
0- 0	0- 0	0- 0	NEUTRAL	0- 0	0- 0	0- 0				
4- 5	0- 1	0- 0	NON-CONFERENCE	0- 3	4- 1	2- 0				
1- 2	0- 0	0- 0	HOME	0- 1	1- 1	1- 0				
3- 3	0- 1	0- 0	AWAY	0- 2	3- 0	1- 0				
0- 0	0- 0	0- 0	NEUTRAL	0- 0	0- 0	0- 0				
6- 1	0- 0	0- 0	CONFERENCE	0- 0	6- 1	6- 1				
3- 0	0- 0	0- 0	HOME	0- 0	3- 0	3- 0				
3- 1	0- 0	0- 0	AWAY	0- 0	3- 1	3- 1				
0- 0	0- 0	0- 0	NEUTRAL	0- 0	0- 0	0- 0				

RPI 1-25				RPI 26-50				RPI 51-100				RPI 101+ Team's RPI: 119			
RPI	S	Opponent	Score	RPI	S	Opponent	Score	RPI	S	Opponent	Score	RPI	S	Opponent	Score
18	A	Duke	50 77					62	A	Virginia Tech	63 86	147	H	Davi dson	74 82
								75	A	Ohi o	61 64	182	A	Stetson	69 64
								92	H	UAB	61 77	199	A	Norfol k St.	59 56
												204	A	Radford	47 50
												207	H	Gardner-Webb	83 80
												235	A	UNCG	81 72
												246	A	UNC Asheville	58 45
												248	A	Campbel l	62 53
												259	H	Presbyteri an	81 55
												309	H	Western Caro.	75 69
												345	A	W nthrop	79 58
												348	H	Longwood	62 41
LAST 12 Division I GAMES:															
204	A	Radford	47 50	207	H	Gardner-Webb	83 80	235	A	UNCG	81 72	309	H	Western Caro.	75 69
348	H	Longwood	62 41					147	H	Davi dson	74 82	62	A	Vi rgi ni a Tech	63 86
248	A	Campbel l	62 53					92	H	UAB	61 77				
345	A	W nthrop	79 58												
259	H	Presbyteri an	81 55												
246	A	UNC Asheville	58 45												

Non-Div I Games: N. C. Wesleyan 111 54 Barton 82 69

High Point

Hofstra				Through Games Of Jan. 26, 2018							
Average RPI	Win:	243	WON-LOST	WINNING	LAST 10	STRENGTH OF	OPP. STRENGTH	TEAM	ADJ.	CONF.	ADJ CONF.
Average RPI	Loss:	127	RECORD	PCT. RANK	GAMES	SCHEDULE	OF SCHEDULE	RPI	RPI	RPI	RPI
DIV. I ONLY		10- 10	172	5- 5	263	145	216	216	10	10	
DIV. I NON-CONF.		6- 5	153	2- 1	333	194	247	247	13	13	

TOTALS	RPI 1-25		RPI 26-50		W-L RECORDS		RPI 51-100		RPI 101-999		RPI 201+
10- 10	0- 0		0- 2		OVERALL		0- 2		10- 6		8- 2
5- 5	0- 0		0- 1		HOME		0- 1		5- 3		4- 1
4- 5	0- 0		0- 1		AWAY		0- 1		4- 3		4- 1
1- 0	0- 0		0- 0		NEUTRAL		0- 0		1- 0		0- 0
6- 5	0- 0		0- 0		NON-CONFERENCE		0- 0		6- 5		5- 2
3- 2	0- 0		0- 0		HOME		0- 0		3- 2		3- 1
2- 3	0- 0		0- 0		AWAY		0- 0		2- 3		2- 1
1- 0	0- 0		0- 0		NEUTRAL		0- 0		1- 0		0- 0
4- 5	0- 0		0- 2		CONFERENCE		0- 2		4- 1		3- 0
2- 3	0- 0		0- 1		HOME		0- 1		2- 1		1- 0
2- 2	0- 0		0- 1		AWAY		0- 1		2- 0		2- 0
0- 0	0- 0		0- 0		NEUTRAL		0- 0		0- 0		0- 0

RPI 1-25				RPI 26-50				RPI 51-100				RPI 101+ Team's RPI: 216			
RPI	S	Opponent	Score	RPI	S	Opponent	Score	RPI	S	Opponent	Score	RPI	S	Opponent	Score
				42	A	Drexel	38 47	86	A	James Madison	56 73	109	N	Wake Forest	69 66
				42	H	Drexel	47 58	86	H	James Madison	42 55	115	A	UNLV	52 68
												116	H	Delaware	51 58
												140	A	Hartford	49 60
												149	H	William & Mary	65 54
												197	H	Siena	60 70
												209	A	Columbia	53 75
												222	H	Holy Cross	69 63
												233	H	Stony Brook	49 73
												236	H	St. Bonaventure	71 68
												252	A	Col. of Charleston	75 60
												252	H	Col. of Charleston	65 60
												260	A	Sacred Heart	86 81
												279	A	UNCW	69 61
												329	H	UMBC	71 55
												342	A	Iona	68 43
LAST 12 Division I GAMES:															
				86	A	James Madison	56 73	252	A	Col. of Charleston	75 60				
				42	H	Drexel	47 58	42	A	Drexel	38 47				
				149	H	William & Mary	65 54	86	H	James Madison	42 55				
				252	H	Col. of Charleston	65 60	236	H	St. Bonaventure	71 68				
				116	H	Delaware	51 58	209	A	Columbia	53 75				
				279	A	UNCW	69 61	342	A	Iona	68 43				

Non-Div I Games:

Hofstra

Average RPI Win:	260	WON-LOST	WINNING	LAST 10	STRENGTH OF	OPP. STRENGTH	TEAM	ADJ.	CONF.	ADJ CONF.
Average RPI Loss:	144	RECORD	PCT. RANK	GAMES	SCHEDULE	OF SCHEDULE	RPI	RPI	RPI	RPI
DIV. I ONLY	9- 11	204	4- 6	225	259	222	222	15	15	
DIV. I NON-CONF.	5- 6	187	2- 1	283	321	243	243	18	18	

TOTALS	RPI 1-25	RPI 26-50	W-L RECORDS	RPI 51-100	RPI 101-999	RPI 201+				
9- 11	0- 0	0- 0	OVERALL	0- 5	9- 6	6- 3				
3- 7	0- 0	0- 0	HOME	0- 4	3- 3	2- 1				
6- 4	0- 0	0- 0	AWAY	0- 1	6- 3	4- 2				
0- 0	0- 0	0- 0	NEUTRAL	0- 0	0- 0	0- 0				
5- 6	0- 0	0- 0	NON-CONFERENCE	0- 3	5- 3	5- 1				
2- 3	0- 0	0- 0	HOME	0- 2	2- 1	2- 0				
3- 3	0- 0	0- 0	AWAY	0- 1	3- 2	3- 1				
0- 0	0- 0	0- 0	NEUTRAL	0- 0	0- 0	0- 0				
4- 5	0- 0	0- 0	CONFERENCE	0- 2	4- 3	1- 2				
1- 4	0- 0	0- 0	HOME	0- 2	1- 2	0- 1				
3- 1	0- 0	0- 0	AWAY	0- 0	3- 1	1- 1				
0- 0	0- 0	0- 0	NEUTRAL	0- 0	0- 0	0- 0				

RPI	S	Opponent	Score	RPI	S	Opponent	Score	RPI	S	Opponent	Score	RPI	S	Opponent	Score	Team's RPI: 222
60	H	American	63 68	68	H	Albany (NY)	56 65	177	A	Marist	74 85	179	H	Lehigh	54 49	
87	H	Navy	58 65	183	H	Boston College	61 70	187	A	Boston U.	60 57	191	A	Army West Point	70 62	
89	H	Dartmouth	74 76	216	A	Hofstra	63 69	218	H	Lafayette	65 69	227	A	Loyola Maryland	60 77	
98	A	Brown	78 82	264	A	Rider	83 56	278	A	Colgate	71 64	282	H	Bryant	59 57	

LAST 12 Division I GAMES:																
60	H	American	63 68	179	H	Lehigh	54 49	218	H	Lafayette	65 69	278	A	Colgate	71 64	
157	H	Bucknell	47 71	282	H	Bryant	59 57	291	H	Vermont	64 53	322	A	Rhode Island	69 63	
191	A	Army West Point	70 62	349	A	UMass Lowell	84 56									
187	A	Boston U.	60 57													
87	H	Navy	58 65													
227	A	Loyola Maryland	60 77													

Non-Div I Games:

Holy Cross

Average RPI	Win:	171	WON-LOST	WINNING	LAST 10	STRENGTH OF	OPP. STRENGTH	TEAM	ADJ.	CONF.	ADJ CONF.
Average RPI	Loss:	99	RECORD	PCT. RANK	GAMES	SCHEDULE	OF SCHEDULE	RPI	RPI	RPI	RPI
DIV. I ONLY		15- 6	62	7- 3	72	86	46	46	8	8	
DIV. I NON-CONF.		11- 3	46	4- 1	93	94	29	29	7	7	

TOTALS	RPI 1-25		RPI 26-50		W-L RECORDS		RPI 51-100		RPI 101-999		RPI 201+
15- 6	0- 3		0- 0		OVERALL		2- 0		13- 3		4- 1
6- 2	0- 1		0- 0		HOME		1- 0		5- 1		3- 0
6- 4	0- 2		0- 0		AWAY		0- 0		6- 2		1- 1
3- 0	0- 0		0- 0		NEUTRAL		1- 0		2- 0		0- 0
11- 3	0- 2		0- 0		NON-CONFERENCE		2- 0		9- 1		3- 0
5- 0	0- 0		0- 0		HOME		1- 0		4- 0		3- 0
3- 3	0- 2		0- 0		AWAY		0- 0		3- 1		0- 0
3- 0	0- 0		0- 0		NEUTRAL		1- 0		2- 0		0- 0
4- 3	0- 1		0- 0		CONFERENCE		0- 0		4- 2		1- 1
1- 2	0- 1		0- 0		HOME		0- 0		1- 1		0- 0
3- 1	0- 0		0- 0		AWAY		0- 0		3- 1		1- 1
0- 0	0- 0		0- 0		NEUTRAL		0- 0		0- 0		0- 0

RPI 1-25				RPI 26-50				Team's RPI: 46				RPI 51-100				RPI 101+			
RPI	S	Opponent	Score	RPI	S	Opponent	Score					RPI	S	Opponent	Score	RPI	S	Opponent	Score
1	H	UConn	35 95									97	H	George Mason	82 73	108	A	Tulane	98 92
13	A	Rutgers	57 75									100	N	Milwaukee	74 59	132	H	ETSU	88 69
14	A	Texas A&M	65 83													139	H	Cincinnati	82 88
																144	N	Liberty	75 68
																152	H	Wichita St.	73 55
																163	N	Northeastern	72 64
																166	A	Texas St.	72 67
																174	A	Temple	99 75
																178	A	UT Arlington	62 58
																183	A	Boston College	74 79
																190	A	New Orleans	78 66
																209	H	Columbia	77 53
																219	A	SMU	85 75
																231	H	Texas Tech	79 75
																244	A	East Carolina	78 80
																297	H	Incarinate Word	98 67

										LAST 12 Division I GAMES:									
244	A	East Carolina	78 80	219	A	SMU	85 75												
174	A	Temple	99 75	209	H	Columbia	77 53												
1	H	UConn	35 95	97	H	George Mason	82 73												
139	H	Cincinnati	82 88	297	H	Incarinate Word	98 67												
108	A	Tulane	98 92	13	A	Rutgers	57 75												
152	H	Wichita St.	73 55	132	H	ETSU	88 69												

Non-Div I Games:

Houston

Loss,
Non-Conf,
S Site,
H Home
A Away
N Neutral

Average RPI Win: 314

WON-LOST

WINNING

LAST 10

STRENGTH OF

OPP. STRENGTH

TEAM

ADJ.

CONF.

ADJ CONF.

Average RPI Loss: 200

RECORD

PCT. RANK

GAMES

SCHEDULE

OF SCHEDULE

RPI

RPI

RPI

RPI

DIV. I ONLY	2- 12	321	2- 8	296	331	324	324	27	27
DIV. I NON-CONF.	0- 6	337	0- 2	65	335	304	304	26	26
<hr/>									
TOTALS	RPI 1-25	RPI 26-50	W-L RECORDS	RPI 51-100	RPI 101-999	RPI 201+			
2- 12	0- 0	0- 1	OVERALL	0- 0	2- 11	2- 6			
0- 4	0- 0	0- 0	HOME	0- 0	0- 4	0- 3			
2- 8	0- 0	0- 1	AWAY	0- 0	2- 7	2- 3			
0- 0	0- 0	0- 0	NEUTRAL	0- 0	0- 0	0- 0			
0- 6	0- 0	0- 1	NON-CONFERENCE	0- 0	0- 5	0- 2			
0- 0	0- 0	0- 0	HOME	0- 0	0- 0	0- 0			
0- 6	0- 0	0- 1	AWAY	0- 0	0- 5	0- 2			
0- 0	0- 0	0- 0	NEUTRAL	0- 0	0- 0	0- 0			
2- 6	0- 0	0- 0	CONFERENCE	0- 0	2- 6	2- 4			
0- 4	0- 0	0- 0	HOME	0- 0	0- 4	0- 3			
2- 2	0- 0	0- 0	AWAY	0- 0	2- 2	2- 1			
0- 0	0- 0	0- 0	NEUTRAL	0- 0	0- 0	0- 0			

RPI	S	Opponent	Score	RPI	S	Opponent	Score	RPI	S	Opponent	Score	RPI	S	Opponent	Score
29	A	South Fla.	43 90												
Team's RPI: 324															
111	A	Rice	45 67												
124	A	UTEP	62 69												
137	H	Lamar University	51 79												
185	A	Oral Roberts	56 78												
190	A	New Orleans	52 70												
203	A	Louisiana Tech	62 85												
220	A	Abilene Christian	68 80												
263	H	Nicholls St.	61 73												
289	H	McNeese	74 86												
297	A	Incarnate Word	58 56												
311	H	Southeastern La.	61 76												
331	A	Sam Houston St.	69 61												
220	A	Abilene Christian	68 80												
263	H	Nicholls St.	61 73												
190	A	New Orleans	52 70												
137	H	Lamar University	51 79												
203	A	Louisiana Tech	62 85												
333	A	La.-Monroe	73 77												
124	A	UTEP	62 69												
185	A	Oral Roberts	56 78												

LAST 12 Division I GAMES:

297	A	Incarnate Word	58 56	190	A	New Orleans	52 70
289	H	McNeese	74 86	137	H	Lamar University	51 79
311	H	Southeastern La.	61 76	203	A	Louisiana Tech	62 85
331	A	Sam Houston St.	69 61	333	A	La.-Monroe	73 77
220	A	Abilene Christian	68 80	124	A	UTEP	62 69
263	H	Nicholls St.	61 73	185	A	Oral Roberts	56 78

Non-Div I Games:

LeTourneau

88 43

Paul Quinn

74 54

Jarvis Christian

78 30

Huston-Tillotson

76 72
Houston Baptist

Loss, Non-Conf, S Site, H Home A Away N Neutral

Average RPI Win:	198	WON-LOST	WINNING	LAST 10	STRENGTH OF	OPP. STRENGTH	TEAM	ADJ.	CONF.	ADJ CONF.
Average RPI Loss:	54	RECORD	PCT. RANK	GAMES	SCHEDULE	OF SCHEDULE	RPI	RPI	RPI	RPI
DIV. I ONLY	15- 4	32	8- 2	209	99	69	69	11	11	
DIV. I NON-CONF.	7- 3	74	2- 1	258	27	85	85	12	12	

TOTALS	RPI 1-25	RPI 26-50	W-L RECORDS	RPI 51-100	RPI 101-999	RPI 201+				
15- 4	0- 1	1- 1	OVERALL	2- 1	12- 1	7- 0				
3- 2	0- 1	0- 0	HOME	0- 0	3- 1	2- 0				
11- 2	0- 0	0- 1	AWAY	2- 1	9- 0	5- 0				
1- 0	0- 0	1- 0	NEUTRAL	0- 0	0- 0	0- 0				
7- 3	0- 0	1- 1	NON-CONFERENCE	1- 1	5- 1	3- 0				
1- 1	0- 0	0- 0	HOME	0- 0	1- 1	1- 0				
5- 2	0- 0	0- 1	AWAY	1- 1	4- 0	2- 0				
1- 0	0- 0	1- 0	NEUTRAL	0- 0	0- 0	0- 0				
8- 1	0- 1	0- 0	CONFERENCE	1- 0	7- 0	4- 0				
2- 1	0- 1	0- 0	HOME	0- 0	2- 0	1- 0				
6- 0	0- 0	0- 0	AWAY	1- 0	5- 0	3- 0				
0- 0	0- 0	0- 0	NEUTRAL	0- 0	0- 0	0- 0				

RPI	S	Opponent	Score	RPI	S	Opponent	Score	RPI	S	Opponent	Score	RPI	S	Opponent	Score
17	H	Green Bay	34 60	30	A	DePaul	71 85	52	A	UCF	59 63	102	A	Wright St.	64 61
				48	N	Wyoming	65 59	75	A	Ohio	76 52	117	H	Miami (OH)	83 96
								100	A	Milwaukee	70 68	123	A	Cleveland St.	77 64
												155	A	UNI	54 48
												160	A	Memphis	80 57
												164	H	Oakland	80 64
												243	A	Youngstown St.	65 43
												269	H	Indiana St.	86 57
												270	A	Northern Ky.	71 35
												286	H	Detroit Mercy	90 62
												320	A	Ill. - Chicago	82 46
												328	A	Tennessee Tech	68 54
												330	A	Ga. Southern	72 52
LAST 12 Division I GAMES:															
100	A	Milwaukee	70 68	243	A	Youngstown St.	65 43								
102	A	Wright St.	64 61	123	A	Cleveland St.	77 64								
270	A	Northern Ky.	71 35	320	A	Ill. - Chicago	82 46								
17	H	Green Bay	34 60	30	A	DePaul	71 85								
164	H	Oakland	80 64	330	A	Ga. Southern	72 52								
286	H	Detroit Mercy	90 62	328	A	Tennessee Tech	68 54								

Non-Div I Games: Georgetown (KY) 85 52

IUPUI

Average RPI Win:	205	WON-LOST	WINNING	LAST 10	STRENGTH OF	OPP. STRENGTH	TEAM	ADJ.	CONF.	ADJ CONF.
Average RPI Loss:	125	RECORD	PCT. RANK	GAMES	SCHEDULE	OF SCHEDULE	RPI	RPI	RPI	RPI
DIV. I ONLY	8- 10	208	5- 4	157	100	181	181	19	19	
DIV. I NON-CONF.	3- 7	254	0- 3	56	85	171	171	14	14	

TOTALS	RPI 1-25	RPI 26-50	W-L RECORDS	RPI 51-100	RPI 101-999	RPI 201+				
8- 10	0- 1	0- 2	OVERALL	1- 2	7- 5	4- 4				
4- 4	0- 0	0- 1	HOME	0- 1	4- 2	3- 1				
4- 5	0- 0	0- 0	AWAY	1- 0	3- 0	1- 0				
0- 1	0- 0	0- 0	NEUTRAL	0- 1	0- 0	0- 0				
3- 7	0- 1	0- 2	NON-CONFERENCE	0- 1	3- 3	2- 2				
1- 3	0- 0	0- 1	HOME	0- 0	1- 2	1- 1				
2- 3	0- 1	0- 1	AWAY	0- 0	2- 1	1- 1				
0- 1	0- 0	0- 0	NEUTRAL	0- 1	0- 0	0- 0				
5- 3	0- 0	0- 0	CONFERENCE	1- 1	4- 2	2- 2				
3- 1	0- 0	0- 0	HOME	0- 1	3- 0	2- 0				
2- 2	0- 0	0- 0	AWAY	1- 0	1- 2	0- 2				
0- 0	0- 0	0- 0	NEUTRAL	0- 0	0- 0	0- 0				

RPI 1-25				RPI 26-50				RPI 51-100				RPI 101+				Team's RPI: 181
RPI	S	Opponent	Score	RPI	S	Opponent	Score	RPI	S	Opponent	Score	RPI	S	Opponent	Score	
7	A	Ohio St.	56 99	34	A	Arizona St.	33 77	53	A	Northern Colo.	79 71	129	H	North Dakota	80 75	
				48	H	Wyoming	64 70	53	H	Northern Colo.	72 78	135	H	Washington	69 81	
								63	N	TCU	76 86	136	A	Portland St.	101 90	
												173	A	Colorado St.	83 69	
												210	H	Seattle U	60 68	
												211	A	Eastern Wash.	64 71	
												215	A	CSUN	80 75	
												220	A	Abilene Christian	72 82	
												268	A	Sacramento St.	64 79	
												298	H	Cal St. Fullerton	80 60	
												307	H	Southern Utah	74 51	
												326	H	Northern Ariz.	83 68	

LAST 12 Division I GAMES:																
				53	A	Northern Colo.	79 71	53	H	Northern Colo.	72 78					
				326	H	Northern Ariz.	83 68	129	H	North Dakota	80 75					
				307	H	Southern Utah	74 51	34	A	Arizona St.	33 77					
				211	A	Eastern Wash.	64 71	210	H	Seattle U	60 68					
				136	A	Portland St.	101 90	48	H	Wyoming	64 70					
				268	A	Sacramento St.	64 79	298	H	Cal St. Fullerton	80 60					

Non-Div I Games: Eastern Ore. 84 70

Idaho

Average RPI Win:	224	WON-LOST	WINNING	LAST 10	STRENGTH OF	OPP. STRENGTH	TEAM	ADJ.	CONF.	ADJ CONF.
Average RPI Loss:	139	RECORD	PCT. RANK	GAMES	SCHEDULE	OF SCHEDULE	RPI	RPI	RPI	RPI
DIV. I ONLY	10- 6	104	6- 3	305	130	145	145	19	19	
DIV. I NON-CONF.	6- 3	87	2- 2	289	126	98	98	14	14	

TOTALS	RPI 1-25	RPI 26-50	W-L RECORDS	RPI 51-100	RPI 101-999	RPI 201+				
10- 6	0- 0	0- 1	OVERALL	0- 2	10- 3	6- 2				
2- 2	0- 0	0- 0	HOME	0- 1	2- 1	1- 0				
8- 4	0- 0	0- 0	AWAY	0- 0	8- 0	5- 0				
0- 0	0- 0	0- 0	NEUTRAL	0- 0	0- 0	0- 0				
6- 3	0- 0	0- 1	NON-CONFERENCE	0- 1	6- 1	4- 1				
1- 0	0- 0	0- 0	HOME	0- 0	1- 0	1- 0				
5- 3	0- 0	0- 1	AWAY	0- 1	5- 1	3- 1				
0- 0	0- 0	0- 0	NEUTRAL	0- 0	0- 0	0- 0				
4- 3	0- 0	0- 0	CONFERENCE	0- 1	4- 2	2- 1				
1- 2	0- 0	0- 0	HOME	0- 1	1- 1	0- 0				
3- 1	0- 0	0- 0	AWAY	0- 0	3- 1	2- 1				
0- 0	0- 0	0- 0	NEUTRAL	0- 0	0- 0	0- 0				

RPI 1-25				RPI 26-50				RPI 51-100				RPI 101+				Team's RPI: 145			
RPI	S	Opponent	Score	RPI	S	Opponent	Score	RPI	S	Opponent	Score	RPI	S	Opponent	Score				
				48	A	Wyomi ng	53 61	53	H	Northern Colo.	57 63	76	A	Washi ngton St.	55 72	129	H	North Dakota	57 46
																135	A	Washi ngton	79 59
																136	A	Portland St.	88 59
																142	H	Weber St.	70 76
																189	A	UC Irvine	78 72
																206	A	Pepperdine	74 80
																210	A	Seattle U	74 69
																245	A	Hawai i	64 62
																268	A	Sacramento St.	85 71
																299	A	Utah Valley	70 58
																302	H	Utah St.	64 44
																307	A	Southern Utah	70 76
																326	A	Northern Ariz.	75 55
LAST 12 Division I GAMES:																			
				268	A	Sacramento St.	85 71	142	H	Weber St.	70 76								
				136	A	Portland St.	88 59	299	A	Utah Valley	70 58								
				53	H	Northern Colo.	57 63	245	A	Hawai i	64 62								
				129	H	North Dakota	57 46	48	A	Wyomi ng	53 61								
				326	A	Northern Ariz.	75 55	76	A	Washi ngton St.	55 72								
				307	A	Southern Utah	70 76	302	H	Utah St.	64 44								

Non-Div I Games: Westminster (UT) 83 45 Col. of Idaho 89 32

Idaho St.

■ Loss,
 ■ Non-Conf,
 ■ S Site,
 ■ Home
 ■ A Away
 ■ N Neutral

Average RPI Win:	271	WON-LOST	WINNING	LAST 10	STRENGTH OF	OPP. STRENGTH	TEAM	ADJ.	CONF.	ADJ CONF.
Average RPI Loss:	188	RECORD	PCT. RANK	GAMES	SCHEDULE	OF SCHEDULE	RPI	RPI	RPI	RPI
DIV. I ONLY	5- 13	285	0- 10	302	263	320	320	11	11	
DIV. I NON-CONF.	5- 4	146	2- 1	344	342	312	312	12	12	

TOTALS	RPI 1-25	RPI 26-50	W-L RECORDS	RPI 51-100	RPI 101-999	RPI 201+				
5- 13	0- 1	0- 0	OVERALL	0- 2	5- 10	5- 7				
4- 6	0- 0	0- 0	HOME	0- 2	4- 4	4- 3				
1- 7	0- 1	0- 0	AWAY	0- 0	1- 6	1- 4				
0- 0	0- 0	0- 0	NEUTRAL	0- 0	0- 0	0- 0				
5- 4	0- 0	0- 0	NON-CONFERENCE	0- 0	5- 4	5- 4				
4- 2	0- 0	0- 0	HOME	0- 0	4- 2	4- 2				
1- 2	0- 0	0- 0	AWAY	0- 0	1- 2	1- 2				
0- 0	0- 0	0- 0	NEUTRAL	0- 0	0- 0	0- 0				
0- 9	0- 1	0- 0	CONFERENCE	0- 2	0- 6	0- 3				
0- 4	0- 0	0- 0	HOME	0- 2	0- 2	0- 1				
0- 5	0- 1	0- 0	AWAY	0- 0	0- 4	0- 2				
0- 0	0- 0	0- 0	NEUTRAL	0- 0	0- 0	0- 0				

RPI 1-25				RPI 26-50				RPI 51-100				RPI 101+				Team's RPI: 320
RPI	S	Opponent	Score	RPI	S	Opponent	Score	RPI	S	Opponent	Score	RPI	S	Opponent	Score	
17	A	Green Bay	36 65					69	H	IUPUI	46 82	102	A	Wright St.	50 60	
								100	H	Milwaukee	53 76	123	A	Cleveland St.	67 70	
												164	H	Oakland	63 67	
												213	H	Eastern Mich.	73 70	
												221	H	North Texas	70 67	
												226	A	Bradley	48 58	
												243	A	Youngstown St.	63 76	
												254	H	Santa Clara	36 45	
												269	H	Indiana St.	55 46	
												270	A	Northern Ky.	53 61	
												286	H	Detroit Mercy	58 61	
												294	H	Jackson St.	63 76	
												300	A	Loyola Chicago	55 57	
												308	A	Fort Wayne	67 51	
												346	H	Evansville	96 77	

LAST 12 Division I GAMES:																
17	A	Green Bay	36 65	123	A	Cleveland St.	67 70									
270	A	Northern Ky.	53 61	243	A	Youngstown St.	63 76									
102	A	Wright St.	50 60	69	H	IUPUI	46 82									
100	H	Milwaukee	53 76	300	A	Loyola Chicago	55 57									
286	H	Detroit Mercy	58 61	221	H	North Texas	70 67									
164	H	Oakland	63 67	346	H	Evansville	96 77									

Non-Div I Games: Bethel (IN) 66 46 Ind.-Northwest 74 56

Average RPI Win:	240	WON-LOST	WINNING	LAST 10	STRENGTH OF	OPP. STRENGTH	TEAM	ADJ.	CONF.	ADJ CONF.
Average RPI Loss:	56	RECORD	PCT. RANK	GAMES	SCHEDULE	OF SCHEDULE	RPI	RPI	RPI	RPI
DIV. I ONLY	9- 13	235	1- 9	64	73	165	165	3	3	
DIV. I NON-CONF.	9- 5	99	3- 1	201	150	132	132	4	4	

TOTALS	RPI 1-25	RPI 26-50	W-L RECORDS	RPI 51-100	RPI 101-999	RPI 201+				
9- 13	0- 5	0- 2	OVERALL	0- 4	9- 2	6- 0				
6- 6	0- 1	0- 1	HOME	0- 2	6- 2	6- 0				
1- 7	0- 4	0- 1	AWAY	0- 2	1- 0	0- 0				
2- 0	0- 0	0- 0	NEUTRAL	0- 0	2- 0	0- 0				
9- 5	0- 1	0- 1	NON-CONFERENCE	0- 2	9- 1	6- 0				
6- 2	0- 0	0- 0	HOME	0- 1	6- 1	6- 0				
1- 3	0- 1	0- 1	AWAY	0- 1	1- 0	0- 0				
2- 0	0- 0	0- 0	NEUTRAL	0- 0	2- 0	0- 0				
0- 8	0- 4	0- 1	CONFERENCE	0- 2	0- 1	0- 0				
0- 4	0- 1	0- 1	HOME	0- 1	0- 1	0- 0				
0- 4	0- 3	0- 0	AWAY	0- 1	0- 0	0- 0				
0- 0	0- 0	0- 0	NEUTRAL	0- 0	0- 0	0- 0				

RPI 1-25				RPI 26-50				RPI 51-100				RPI 101+ Team's RPI: 165			
RPI	S	Opponent	Score	RPI	S	Opponent	Score	RPI	S	Opponent	Score	RPI	S	Opponent	Score
12	A	Missouri	55 72	38	A	FGCU	61 85	56	H	Nebraska	72 80	110	H	Western Ill.	67 77
13	A	Rutgers	37 76	41	H	Michigan St.	55 67	62	H	Virginia Tech	49 96	152	N	Wichita St.	68 67
21	A	Michigan	42 86					66	A	New Mexico	68 97	160	A	Memphis	63 47
23	H	Iowa	71 84					80	A	Penn St.	59 68	184	H	Northwestern	59 74
25	A	Maryland	65 100									189	N	UC Irvine	65 59
												226	H	Bradley	74 62
												232	H	Austin Peay	59 47
												269	H	Indiana St.	81 52
												286	H	Detroit Mercy	73 65
												308	H	Fort Wayne	64 50
												341	H	Chicago St.	66 56

LAST 12 Division I GAMES:															
80	A	Penn St.	59 68	184	H	Northwestern	59 74								
21	A	Michigan	42 86	25	A	Maryland	65 100								
41	H	Michigan St.	55 67	12	A	Missouri	55 72								
56	H	Nebraska	72 80	232	H	Austin Peay	59 47								
23	H	Iowa	71 84	286	H	Detroit Mercy	73 65								
13	A	Rutgers	37 76	269	H	Indiana St.	81 52								

Non-Div I Games:

Illinois

Average RPI Win:	235	WON-LOST	WINNING	LAST 10	STRENGTH OF	OPP. STRENGTH	TEAM	ADJ.	CONF.	ADJ CONF.
Average RPI Loss:	170	RECORD	PCT. RANK	GAMES	SCHEDULE	OF SCHEDULE	RPI	RPI	RPI	RPI
DIV. I ONLY	8- 11	222	4- 6	278	247	257	257	24	24	
DIV. I NON-CONF.	6- 5	153	3- 1	211	252	189	189	22	22	
TOTALS	RPI 1-25	RPI 26-50	W-L RECORDS	RPI 51-100	RPI 101-999	RPI 201+				
8- 11	0- 0	0- 0	OVERALL	0- 3	8- 8	5- 4				
5- 5	0- 0	0- 0	HOME	0- 1	5- 4	3- 1				
2- 6	0- 0	0- 0	AWAY	0- 0	2- 1	2- 1				
1- 0	0- 0	0- 0	NEUTRAL	0- 0	1- 0	0- 0				
6- 5	0- 0	0- 0	NON-CONFERENCE	0- 3	6- 2	4- 0				
4- 2	0- 0	0- 0	HOME	0- 1	4- 1	3- 0				
1- 3	0- 0	0- 0	AWAY	0- 2	1- 1	1- 0				
1- 0	0- 0	0- 0	NEUTRAL	0- 0	1- 0	0- 0				
2- 6	0- 0	0- 0	CONFERENCE	0- 0	2- 6	1- 4				
1- 3	0- 0	0- 0	HOME	0- 0	1- 3	0- 1				
1- 3	0- 0	0- 0	AWAY	0- 0	1- 3	1- 3				
0- 0	0- 0	0- 0	NEUTRAL	0- 0	0- 0	0- 0				

RPI S Opponent	Score	RPI S Opponent	Score	RPI S Opponent	Score	RPI S Opponent	Score	Team's RPI: 257
				91 H Butler	45 56	107 H Drake	58 65	
				97 A George Mason	37 56	123 H Cleveland St.	47 56	
				100 A Milwaukee	59 61	128 H Missouri St.	50 56	
						150 H Southern Ill.	49 46	
						151 H SIUE	62 47	
						163 N Northeastern	65 55	
						164 A Oakland	43 64	
						213 H Eastern Mich.	65 56	
						226 H Bradley	42 62	
						249 H UMKC	64 53	
						267 A Valparaiso	50 56	
						269 A Indiana St.	49 52	
						270 H Northern Ky.	49 37	
						300 A Loyola Chicago	59 62	
						336 A Long Beach St.	59 51	
						346 A Evansville	67 43	
LAST 12 Division I GAMES:								
107 H Drake	58 65	267 A Valparaiso	50 56					
269 A Indiana St.	49 52	226 H Bradley	42 62					
346 A Evansville	67 43	163 N Northeastern	65 55					
150 H Southern Ill.	49 46	336 A Long Beach St.	59 51					
128 H Missouri St.	50 56	123 H Cleveland St.	47 56					
300 A Loyola Chicago	59 62	213 H Eastern Mich.	65 56					

Non-Div I Games:

Illinois St.

Average RPI Win:	297	WON-LOST	WINNING	LAST 10	STRENGTH OF	OPP. STRENGTH	TEAM	ADJ.	CONF.	ADJ CONF.
Average RPI Loss:	158	RECORD	PCT. RANK	GAMES	SCHEDULE	OF SCHEDULE	RPI	RPI	RPI	RPI

DIV. I ONLY	2- 16	329	2- 8	129	318	297	297	27	27
DIV. I NON-CONF.	0- 10	337	0- 4	23	300	278	278	26	26

TOTALS	RPI 1-25	RPI 26-50	W-L RECORDS	RPI 51-100	RPI 101-999	RPI 201+			
2- 16	0- 0	0- 1	OVERALL	0- 4	2- 11	2- 4			
1- 6	0- 0	0- 0	HOME	0- 2	1- 4	1- 3			
1- 10	0- 0	0- 0	AWAY	0- 0	1- 2	1- 0			
0- 0	0- 0	0- 0	NEUTRAL	0- 0	0- 0	0- 0			
0- 10	0- 0	0- 1	NON-CONFERENCE	0- 3	0- 6	0- 2			
0- 3	0- 0	0- 0	HOME	0- 1	0- 2	0- 1			
0- 7	0- 0	0- 1	AWAY	0- 2	0- 4	0- 1			
0- 0	0- 0	0- 0	NEUTRAL	0- 0	0- 0	0- 0			
2- 6	0- 0	0- 0	CONFERENCE	0- 1	2- 5	2- 2			
1- 3	0- 0	0- 0	HOME	0- 1	1- 2	1- 2			
1- 3	0- 0	0- 0	AWAY	0- 0	1- 3	1- 0			
0- 0	0- 0	0- 0	NEUTRAL	0- 0	0- 0	0- 0			

RPI 1-25	RPI 26-50	RPI 51-100	RPI 101+	Team's RPI: 297
RPI S Opponent Score	RPI S Opponent Score	RPI S Opponent Score	RPI S Opponent Score	
	46 A Houston 67 98	59 A Oklahoma St. 35 86	111 A Rice 43 60	
		78 A Utah 31 90	113 A SFA 49 60	
		81 H South Dakota 51 81	137 A Lamar University 54 77	
		95 H Central Ark. 35 57	142 A Weber St. 55 79	
			166 H Texas St. 33 74	
			178 A UT Arlington 48 61	
			190 A New Orleans 50 52	
			231 A Texas Tech 54 80	
			263 H Nicholls St. 64 62	
			289 H McNeese 57 66	
			292 H Massachusetts 45 64	
			324 H Houston Baptist 56 58	
			331 A Sam Houston St. 56 49	
LAST 12 Division I GAMES:				
324 H Houston Baptist 56 58	263 H Nicholls St. 64 62	289 H McNeese 57 66	231 A Texas Tech 54 80	
190 A New Orleans 50 52	46 A Houston 67 98	111 A Rice 43 60	81 H South Dakota 51 81	
137 A Lamar University 54 77				
113 A SFA 49 60				
95 H Central Ark. 35 57				
331 A Sam Houston St. 56 49				

Non-Div I Games: Mary Hardin-Baylor 76 58

Incarnate Word

I
n
d
i
a
n
a

I
n
d
i
a
n
a

Indiana

Average RPI Win:	273	WON-LOST	WINNING	LAST 10	STRENGTH OF	OPP. STRENGTH	TEAM	ADJ.	CONF.	ADJ CONF.
Average RPI Loss:	134	RECORD	PCT. RANK	GAMES	SCHEDULE	OF SCHEDULE	RPI	RPI	RPI	RPI
DIV. I ONLY	5- 13	285	4- 6	170	193	269	269	24	24	
DIV. I NON-CONF.	1- 9	318	0- 4	72	176	270	270	22	22	

TOTALS	RPI 1-25	RPI 26-50	W-L RECORDS	RPI 51-100	RPI 101-999	RPI 201+				
5- 13	0- 0	0- 1	OVERALL	0- 3	5- 9	5- 1				
3- 7	0- 0	0- 1	HOME	0- 1	3- 5	3- 0				
1- 5	0- 0	0- 0	AWAY	0- 1	1- 4	1- 1				
1- 1	0- 0	0- 0	NEUTRAL	0- 1	1- 0	1- 0				
1- 9	0- 0	0- 1	NON-CONFERENCE	0- 3	1- 5	1- 1				
0- 5	0- 0	0- 1	HOME	0- 1	0- 3	0- 0				
0- 3	0- 0	0- 0	AWAY	0- 1	0- 2	0- 1				
1- 1	0- 0	0- 0	NEUTRAL	0- 1	1- 0	1- 0				
4- 4	0- 0	0- 0	CONFERENCE	0- 0	4- 4	4- 0				
3- 2	0- 0	0- 0	HOME	0- 0	3- 2	3- 0				
1- 2	0- 0	0- 0	AWAY	0- 0	1- 2	1- 0				
0- 0	0- 0	0- 0	NEUTRAL	0- 0	0- 0	0- 0				

RPI 1-25				RPI 26-50				RPI 51-100				RPI 101+				Team's RPI: 269
RPI	S	Opponent	Score	RPI	S	Opponent	Score	RPI	S	Opponent	Score	RPI	S	Opponent	Score	
				37	H	Central Mich.	67 77	69	A	IUPUI	57 86	107	A	Drake	64 85	
								81	N	South Dakota	59 71	117	H	Miami (OH)	56 68	
								91	H	Butler	51 60	118	H	Saint Louis	59 60	
												128	H	Missouri St.	63 77	
												150	H	Southern Ill.	45 64	
												155	A	UNI	53 59	
												165	A	Illinois	52 81	
												201	H	Fla. Atlantic	58 66	
												226	H	Bradley	65 50	
												234	N	Montana	57 45	
												257	H	Illinois St.	52 49	
												300	A	Loyola Chicago	73 65	
												320	A	Ill. -Chicago	46 55	
												346	H	Evansville	56 48	
LAST 12 Division I GAMES:																
300	A	Loyola Chicago	73 65	150	H	Southern Ill.	45 64									
257	H	Illinois St.	52 49	128	H	Missouri St.	63 77									
226	H	Bradley	65 50	91	H	Butler	51 60									
155	A	UNI	53 59	117	H	Miami (OH)	56 68									
107	A	Drake	64 85	37	H	Central Mich.	67 77									
346	H	Evansville	56 48	165	A	Illinois	52 81									

Non-Div I Games: Missouri S&T 84 51

Indiana St.

Average RPI Win:	0	WON-LOST	WINNING	LAST 10	STRENGTH OF	OPP. STRENGTH	TEAM	ADJ.	CONF.	ADJ CONF.
Average RPI Loss:	192	RECORD	PCT. RANK	GAMES	SCHEDULE	OF SCHEDULE	RPI	RPI	RPI	RPI
DIV. I ONLY	0- 20	346	0- 10	224	275	342	342	26	26	
DIV. I NON-CONF.	0- 11	337	0- 3	96	278	316	316	25	25	

TOTALS	RPI 1-25	RPI 26-50	W-L RECORDS	RPI 51-100	RPI 101-999	RPI 201+				
0- 20	0- 0	0- 0	OVERALL	0- 4	0- 16	0- 10				
0- 10	0- 0	0- 0	HOME	0- 2	0- 8	0- 4				
0- 10	0- 0	0- 0	AWAY	0- 2	0- 8	0- 6				
0- 0	0- 0	0- 0	NEUTRAL	0- 0	0- 0	0- 0				
0- 11	0- 0	0- 0	NON-CONFERENCE	0- 3	0- 8	0- 4				
0- 5	0- 0	0- 0	HOME	0- 1	0- 4	0- 1				
0- 6	0- 0	0- 0	AWAY	0- 2	0- 4	0- 3				
0- 0	0- 0	0- 0	NEUTRAL	0- 0	0- 0	0- 0				
0- 9	0- 0	0- 0	CONFERENCE	0- 1	0- 8	0- 6				
0- 5	0- 0	0- 0	HOME	0- 1	0- 4	0- 3				
0- 4	0- 0	0- 0	AWAY	0- 0	0- 4	0- 3				
0- 0	0- 0	0- 0	NEUTRAL	0- 0	0- 0	0- 0				

RPI 1-25				RPI 26-50				RPI 51-100				RPI 101+ Team's RPI: 342					
RPI	S	Opponent	Score	RPI	S	Opponent	Score	RPI	S	Opponent	Score	RPI	S	Opponent	Score		
								54	A	Duquesne	59	80	120	A	Jacksonville	62	71
								58	H	Quinnipiac	38	74	125	H	Kansas	58	72
								64	H	Tolledo	57	74	157	H	Bucknell	53	60
								77	A	Fordham	48	78	174	H	Temple	54	59
													197	A	Siena	51	64
													197	H	Siena	48	70
													214	A	Niagara	59	73
													216	H	Hofstra	43	68
													233	A	Stony Brook	46	63
													237	A	Manhattan	63	67
													264	H	Rider	49	62
													280	A	Arizona	58	71
													283	A	St. Francis Brooklyn	63	72
													293	H	Canisius	49	53
													296	A	Monmouth	56	68
													296	H	Monmouth	56	62

LAST 12 Division I GAMES:																	
264	H	Rider	49	62	197	A	Siena	51	64								
296	A	Monmouth	56	68	293	H	Canisius	49	53								
197	H	Siena	48	70	214	A	Niagara	59	73								
237	A	Manhattan	63	67	125	H	Kansas	58	72								
296	H	Monmouth	56	62	283	A	St. Francis Brooklyn	63	72								
58	H	Quinnipiac	38	74	233	A	Stony Brook	46	63								

Non-Div I Games:

Iona

Average RPI Win:	137	WON-LOST	WINNING	LAST 10	STRENGTH OF	OPP. STRENGTH	TEAM	ADJ.	CONF.	ADJ CONF.
Average RPI Loss:	36	RECORD	PCT. RANK	GAMES	SCHEDULE	OF SCHEDULE	RPI	RPI	RPI	RPI
DIV. I ONLY	16- 5	39	6- 4	27	48	23	23	3	3	
DIV. I NON-CONF.	12- 1	6	4- 0	76	98	21	21	4	4	

TOTALS	RPI 1-25	RPI 26-50	W-L RECORDS	RPI 51-100	RPI 101-999	RPI 201+				
16- 5	2- 2	0- 2	OVERALL	4- 1	10- 0	2- 0				
9- 2	2- 1	0- 1	HOME	3- 0	4- 0	1- 0				
4- 3	0- 1	0- 1	AWAY	0- 1	4- 0	0- 0				
3- 0	0- 0	0- 0	NEUTRAL	1- 0	2- 0	1- 0				
12- 1	0- 1	0- 0	NON-CONFERENCE	4- 0	8- 0	2- 0				
7- 1	0- 1	0- 0	HOME	3- 0	4- 0	1- 0				
2- 0	0- 0	0- 0	AWAY	0- 0	2- 0	0- 0				
3- 0	0- 0	0- 0	NEUTRAL	1- 0	2- 0	1- 0				
4- 4	2- 1	0- 2	CONFERENCE	0- 1	2- 0	0- 0				
2- 1	2- 0	0- 1	HOME	0- 0	0- 0	0- 0				
2- 3	0- 1	0- 1	AWAY	0- 1	2- 0	0- 0				
0- 0	0- 0	0- 0	NEUTRAL	0- 0	0- 0	0- 0				

RPI	S	Opponent	Score	RPI	S	Opponent	Score	RPI	S	Opponent	Score	RPI	S	Opponent	Score
4	H	Florida St.	93 94	44	A	Minnesota	72 77	51	H	Western Ky.	104 97	107	H	Drake	79 66
7	H	Ohio St.	103 89	49	H	Purdue	70 76	56	A	Nebraska	65 74	127	A	Iowa St.	61 55
21	H	Michigan	82 72					58	H	Quinnipiac	83 67	146	H	Northern Ill.	105 80
25	A	Maryland	64 80					83	N	Elon	74 61	155	A	UNI	71 47
								96	H	Western Mich.	79 56	165	A	Illinois	84 71
												171	N	Charlotte	77 64
												186	H	Samford	80 59
												193	A	Wisconsin	56 46
												290	N	Morgan St.	90 46
												340	H	Ark.-Pine Bluff	85 45

LAST 12 Division I GAMES:															
7	H	Ohio St.	103 89	21	H	Michigan	82 72	193	A	Wisconsin	56 46	107	H	Drake	79 66
44	A	Minnesota	72 77					155	A	UNI	71 47	340	H	Ark.-Pine Bluff	85 45
56	A	Nebraska	65 74					127	A	Iowa St.	61 55				
49	H	Purdue	70 76												
165	A	Illinois	84 71												
25	A	Maryland	64 80												

Non-Div I Games:

Iowa

Average RPI Win:	188	WON-LOST	WINNING	LAST 10	STRENGTH OF	OPP. STRENGTH	TEAM	ADJ.	CONF.	ADJ CONF.
Average RPI Loss:	59	RECORD	PCT. RANK	GAMES	SCHEDULE	OF SCHEDULE	RPI	RPI	RPI	RPI
DIV. I ONLY	9- 11	204	4- 6	50	42	127	127	5	5	
DIV. I NON-CONF.	6- 5	153	3- 0	219	81	186	186	6	6	

TOTALS	RPI 1-25	RPI 26-50	W-L RECORDS	RPI 51-100	RPI 101-999	RPI 201+				
9- 11	0- 3	0- 4	OVERALL	2- 1	7- 3	5- 0				
6- 5	0- 2	0- 2	HOME	1- 1	5- 0	4- 0				
2- 5	0- 1	0- 1	AWAY	1- 0	1- 3	1- 0				
1- 1	0- 0	0- 1	NEUTRAL	0- 0	1- 0	0- 0				
6- 5	0- 1	0- 1	NON-CONFERENCE	1- 0	5- 3	4- 0				
5- 1	0- 1	0- 0	HOME	1- 0	4- 0	4- 0				
0- 3	0- 0	0- 0	AWAY	0- 0	0- 3	0- 0				
1- 1	0- 0	0- 1	NEUTRAL	0- 0	1- 0	0- 0				
3- 6	0- 2	0- 3	CONFERENCE	1- 1	2- 0	1- 0				
1- 4	0- 1	0- 2	HOME	0- 1	1- 0	0- 0				
2- 2	0- 1	0- 1	AWAY	1- 0	1- 0	1- 0				
0- 0	0- 0	0- 0	NEUTRAL	0- 0	0- 0	0- 0				

RPI 1-25				RPI 26-50				RPI 51-100				RPI 101+				Team's RPI: 127
RPI	S	Opponent	Score	RPI	S	Opponent	Score	RPI	S	Opponent	Score	RPI	S	Opponent	Score	
10	A	Bayl or	49 89	35	A	West Vi rgi ni a	49 57	59	A	Okl ahoma St.	78 69	107	A	Drake	80 83	
10	H	Bayl or	50 79	35	H	West Vi rgi ni a	59 69	73	H	Kansas St.	60 67	108	N	Tul ane	67 64	
23	H	Iowa	55 61	36	H	Okl ahoma	69 74	81	H	South Dakota	81 76	125	H	Kansas	71 69	
				37	N	Central Mi ch.	60 81					131	A	Vanderbi l t	74 77	
												155	A	UNI	53 57	
												231	A	Texas Tech	66 54	
												239	H	UC Ri versi de	89 66	
												249	H	UMKC	61 45	
												263	H	Ni chol l s St.	75 47	
												334	H	N. C. Central	99 58	

LAST 12 Di vi si on I GAMES:																
59	A	Okl ahoma St.	78 69	10	A	Bayl or	49 89									
35	H	West Vi rgi ni a	59 69	36	H	Okl ahoma	69 74									
10	H	Bayl or	50 79	125	H	Kansas	71 69									
231	A	Texas Tech	66 54	263	H	Ni chol l s St.	75 47									
73	H	Kansas St.	60 67	239	H	UC Ri versi de	89 66									
35	A	West Vi rgi ni a	49 57	334	H	N. C. Central	99 58									

Non-Di v I Games:

Iowa St.

Average RPI Win:	298	WON-LOST	WINNING	LAST 10	STRENGTH OF	OPP. STRENGTH	TEAM	ADJ.	CONF.	ADJ CONF.
Average RPI Loss:	244	RECORD	PCT. RANK	GAMES	SCHEDULE	OF SCHEDULE	RPI	RPI	RPI	RPI
DIV. I ONLY	7- 5	125	5- 4	349	341	294	294	32	32	
DIV. I NON-CONF.	2- 3	214	0- 3	349	282	345	345	32	32	

TOTALS	RPI 1-25	RPI 26-50	W-L RECORDS	RPI 51-100	RPI 101-999	RPI 201+				
7- 5	0- 0	0- 0	OVERALL	0- 0	7- 5	7- 4				
4- 2	0- 0	0- 0	HOME	0- 0	4- 2	4- 2				
3- 3	0- 0	0- 0	AWAY	0- 0	3- 0	3- 0				
0- 0	0- 0	0- 0	NEUTRAL	0- 0	0- 0	0- 0				
2- 3	0- 0	0- 0	NON-CONFERENCE	0- 0	2- 3	2- 2				
0- 1	0- 0	0- 0	HOME	0- 0	0- 1	0- 1				
2- 2	0- 0	0- 0	AWAY	0- 0	2- 2	2- 1				
0- 0	0- 0	0- 0	NEUTRAL	0- 0	0- 0	0- 0				
5- 2	0- 0	0- 0	CONFERENCE	0- 0	5- 2	5- 2				
4- 1	0- 0	0- 0	HOME	0- 0	4- 1	4- 1				
1- 1	0- 0	0- 0	AWAY	0- 0	1- 1	1- 1				
0- 0	0- 0	0- 0	NEUTRAL	0- 0	0- 0	0- 0				

RPI 1-25				RPI 26-50				RPI 51-100				RPI 101+ Team's RPI: 294			
RPI	S	Opponent	Score	RPI	S	Opponent	Score	RPI	S	Opponent	Score	RPI	S	Opponent	Score
												160	A	Memphi s	53 64
												208	A	Southern U.	76 86
												255	H	Grambl ing	82 70
												256	H	Texas Southern	74 77
												263	H	Ni chol l s St.	64 90
												276	A	Al corn	74 51
												285	H	Al abama A&M	59 43
												295	H	Prai ri e Vi ew	70 61
												317	H	Al abama St.	70 61
												320	A	III . -Chi cago	76 63
												331	A	Sam Houston St.	68 74
												341	A	Chi cago St.	87 69
LAST 12 Division I GAMES:															
255	H	Grambl ing	82 70	317	H	Al abama St.	70 61	160	A	Memphi s	53 64	331	A	Sam Houston St.	68 74
295	H	Prai ri e Vi ew	70 61	263	H	Ni chol l s St.	64 90	208	A	Southern U.	76 86	341	A	Chi cago St.	87 69
256	H	Texas Southern	74 77	320	A	III . -Chi cago	76 63	276	A	Al corn	74 51				
208	A	Southern U.	76 86					285	H	Al abama A&M	59 43				

Non-Div I Games: Philander Smith 88 56 Millsaps 79 41 LSU-Shreveport 85 86 Spring Hill 77 50 Jackson St.

Average RPI Win:	266	WON-LOST	WINNING	LAST 10	STRENGTH OF	OPP. STRENGTH	TEAM	ADJ.	CONF.	ADJ CONF.
Average RPI Loss:	105	RECORD	PCT. RANK	GAMES	SCHEDULE	OF SCHEDULE	RPI	RPI	RPI	RPI
DIV. I ONLY	12- 5	66	8- 1	316	199	120	120	22	22	
DIV. I NON-CONF.	7- 5	132	4- 1	244	211	119	119	21	21	

TOTALS	RPI 1-25	RPI 26-50	W-L RECORDS	RPI 51-100	RPI 101-999	RPI 201+				
12- 5	0- 2	0- 0	OVERALL	1- 1	11- 2	11- 1				
5- 0	0- 0	0- 0	HOME	0- 0	5- 0	5- 0				
6- 5	0- 2	0- 0	AWAY	1- 1	5- 2	5- 1				
1- 0	0- 0	0- 0	NEUTRAL	0- 0	1- 0	1- 0				
7- 5	0- 2	0- 0	NON-CONFERENCE	1- 1	6- 2	6- 1				
3- 0	0- 0	0- 0	HOME	0- 0	3- 0	3- 0				
3- 5	0- 2	0- 0	AWAY	1- 1	2- 2	2- 1				
1- 0	0- 0	0- 0	NEUTRAL	0- 0	1- 0	1- 0				
5- 0	0- 0	0- 0	CONFERENCE	0- 0	5- 0	5- 0				
2- 0	0- 0	0- 0	HOME	0- 0	2- 0	2- 0				
3- 0	0- 0	0- 0	AWAY	0- 0	3- 0	3- 0				
0- 0	0- 0	0- 0	NEUTRAL	0- 0	0- 0	0- 0				

RPI 1-25				RPI 26-50				RPI 51-100				RPI 101+ Team's RPI: 120			
RPI	S	Opponent	Score	RPI	S	Opponent	Score	RPI	S	Opponent	Score	RPI	S	Opponent	Score
4	A	Florida St.	50 82					85	A	Alabama	60 75	180	A	Florida	59 69
16	A	NC State	44 64					90	A	South Ala.	60 58	202	A	Bethune-Cookman	68 58
												240	A	Troy	88 89
												242	A	North Florida	66 48
												251	H	Kennesaw St.	84 49
												253	H	Lipscomb	70 48
												263	A	Nicholls St.	69 61
												270	N	Northern Ky.	61 49
												296	H	Monmouth	74 65
												304	A	USC Upstate	71 45
												338	A	NJIT	88 58
												342	H	Iona	71 62
												344	H	Savannah St.	74 46
LAST 12 Division I GAMES:															
304	A	USC Upstate	71 45	4	A	Florida St.	50 82	270	N	Northern Ky.	61 49				
338	A	NJIT	88 58					202	A	Bethune-Cookman	68 58				
251	H	Kennesaw St.	84 49					90	A	South Ala.	60 58				
253	H	Lipscomb	70 48					240	A	Troy	88 89				
242	A	North Florida	66 48					180	A	Florida	59 69				
344	H	Savannah St.	74 46												

Non-Div I Games: Flagler 79 52 Webber Int'l 64 43 Edward Waters 79 58

Jacksonville

Loss, Non-Conf, S Site, H Home A Away N Neutral

Average RPI Win:	265	WON-LOST	WINNING	LAST 10	STRENGTH OF	OPP. STRENGTH	TEAM	ADJ.	CONF.	ADJ CONF.
Average RPI Loss:	154	RECORD	PCT. RANK	GAMES	SCHEDULE	OF SCHEDULE	RPI	RPI	RPI	RPI
DIV. I ONLY	10- 8	135	6- 4	193	338	172	172	25	25	
DIV. I NON-CONF.	4- 5	202	1- 2	215	196	195	195	27	27	

TOTALS	RPI 1-25	RPI 26-50	W-L RECORDS	RPI 51-100	RPI 101-999	RPI 201+				
10- 8	0- 1	0- 0	OVERALL	0- 2	10- 5	9- 3				
6- 2	0- 1	0- 0	HOME	0- 0	6- 1	6- 1				
3- 6	0- 0	0- 0	AWAY	0- 2	3- 1	2- 0				
1- 0	0- 0	0- 0	NEUTRAL	0- 0	1- 0	1- 0				
4- 5	0- 1	0- 0	NON-CONFERENCE	0- 1	4- 3	3- 1				
2- 1	0- 1	0- 0	HOME	0- 0	2- 0	2- 0				
1- 4	0- 0	0- 0	AWAY	0- 1	1- 3	0- 1				
1- 0	0- 0	0- 0	NEUTRAL	0- 0	1- 0	1- 0				
6- 3	0- 0	0- 0	CONFERENCE	0- 1	6- 2	6- 2				
4- 1	0- 0	0- 0	HOME	0- 0	4- 1	4- 1				
2- 2	0- 0	0- 0	AWAY	0- 1	2- 1	2- 1				
0- 0	0- 0	0- 0	NEUTRAL	0- 0	0- 0	0- 0				

RPI 1-25				RPI 26-50				RPI 51-100				RPI 101+ Team's RPI: 172			
RPI	S	Opponent	Score	RPI	S	Opponent	Score	RPI	S	Opponent	Score	RPI	S	Opponent	Score
4	H	Florida St.	51 75					82	A	Bel mont	55 71	112	A	Cl emson	45 53
								93	A	Seton Hal l	54 73	117	A	Mi ami (OH)	55 58
												190	A	New Orleans	59 54
												224	H	UT Martin	57 61
												225	A	Morehead St.	67 65
												225	H	Morehead St.	70 64
												232	H	Austin Peay	65 47
												244	N	East Carolina	82 73
												285	H	Al abama A&M	49 33
												287	A	Eastern Ky.	44 48
												287	H	Eastern Ky.	65 51
												301	H	Murray St.	97 65
												313	A	Georgi a St.	41 55
												322	H	Rhode Island	63 53
												343	A	Tennessee St.	75 56
LAST 12 Division I GAMES:															
224	H	UT Martin	57 61	343	A	Tennessee St.	75 56								
287	A	Eastern Ky.	44 48	225	H	Morehead St.	70 64								
225	A	Morehead St.	67 65	287	H	Eastern Ky.	65 51								
232	H	Austin Peay	65 47	313	A	Georgi a St.	41 55								
301	H	Murray St.	97 65	112	A	Cl emson	45 53								
82	A	Bel mont	55 71	285	H	Al abama A&M	49 33								

Non-Div I Games: Stillman 93 38 Brewton-Parker 103 44

Jacksonville St.

■ Loss,
 ■ Non-Conf, S Site,
 ■ Home
 ■ Away
 N Neutral

Average RPI	Win:	213	WON-LOST	WINNING	LAST 10	STRENGTH OF	OPP. STRENGTH	TEAM	ADJ.	CONF.	ADJ CONF.
Average RPI	Loss:	45	RECORD	PCT. RANK	GAMES	SCHEDULE	OF SCHEDULE	RPI	RPI	RPI	RPI
DIV. I ONLY		12- 7		95	9- 1	76	94	86	86	10	10
DIV. I NON-CONF.		4- 7		226	2- 2	53	22	159	159	13	13

TOTALS	RPI 1-25		RPI 26-50		W-L RECORDS	RPI 51-100		RPI 101-999		RPI 201+	
12- 7	0- 3		1- 2		OVERALL	1- 1		10- 1		8- 0	
7- 3	0- 2		1- 0		HOME	1- 0		5- 1		4- 0	
5- 3	0- 1		0- 1		AWAY	0- 1		5- 0		4- 0	
0- 1	0- 0		0- 1		NEUTRAL	0- 0		0- 0		0- 0	
4- 7	0- 3		0- 2		NON-CONFERENCE	0- 1		4- 1		3- 0	
3- 3	0- 2		0- 0		HOME	0- 0		3- 1		2- 0	
1- 3	0- 1		0- 1		AWAY	0- 1		1- 0		1- 0	
0- 1	0- 0		0- 1		NEUTRAL	0- 0		0- 0		0- 0	
8- 0	0- 0		1- 0		CONFERENCE	1- 0		6- 0		5- 0	
4- 0	0- 0		1- 0		HOME	1- 0		2- 0		2- 0	
4- 0	0- 0		0- 0		AWAY	0- 0		4- 0		3- 0	
0- 0	0- 0		0- 0		NEUTRAL	0- 0		0- 0		0- 0	

RPI 1-25				RPI 26-50				RPI 51-100				Team's RPI : 86				RPI 101+			
RPI	S	Opponent	Score	RPI	S	Opponent	Score	RPI	S	Opponent	Score	RPI	S	Opponent	Score	RPI	S	Opponent	Score
4	H	Florida St.	63 79	26	N	Villanova	57 60	57	A	Dayton	54 82	144	H	Liberty	58 47				
9	A	Tennessee	60 89	39	A	St. John's (NY)	64 81	83	H	Elon	70 67	163	A	Northeastern	60 57				
13	H	Rutgers	63 76	42	H	Drexel	56 48					167	H	Saint Joseph's	66 73				
												216	A	Hofstra	55 42				
												216	H	Hofstra	73 56				
												252	A	Col. of Charleston	67 45				
												271	H	Towson	69 45				
												279	A	UNCW	63 48				
												282	H	Bryant	67 36				
												291	A	Vermont	68 56				
												314	H	Wagner	68 45				
LAST 12 Division I GAMES:																			
216	H	Hofstra	73 56	163	A	Northeastern	60 57												
279	A	UNCW	63 48	216	A	Hofstra	55 42												
252	A	Col. of Charleston	67 45	282	H	Bryant	67 36												
83	H	Elon	70 67	57	A	Dayton	54 82												
42	H	Drexel	56 48	39	A	St. John's (NY)	64 81												
271	H	Towson	69 45	144	H	Liberty	58 47												

Non-Div I Games:

James Madison

Average RPI	Win:	202	WON-LOST	WINNING	LAST 10	STRENGTH OF	OPP. STRENGTH	TEAM	ADJ.	CONF.	ADJ CONF.
Average RPI	Loss:	68	RECORD	PCT. RANK	GAMES	SCHEDULE	OF SCHEDULE	RPI	RPI	RPI	RPI
DIV. I ONLY		11- 9		144	3- 7	99	77	125	125	5	5
DIV. I NON-CONF.		9- 2		34	2- 1	240	190	94	94	6	6

TOTALS	RPI 1-25		RPI 26-50		W-L RECORDS	RPI 51-100		RPI 101-999		RPI 201+	
11- 9	0- 2		0- 3		OVERALL	2- 2		9- 2		6- 1	
9- 4	0- 1		0- 1		HOME	2- 1		7- 1		4- 1	
2- 5	0- 1		0- 2		AWAY	0- 1		2- 1		2- 0	
0- 0	0- 0		0- 0		NEUTRAL	0- 0		0- 0		0- 0	
9- 2	0- 0		0- 1		NON-CONFERENCE	1- 1		8- 0		5- 0	
8- 1	0- 0		0- 0		HOME	1- 1		7- 0		4- 0	
1- 1	0- 0		0- 1		AWAY	0- 0		1- 0		1- 0	
0- 0	0- 0		0- 0		NEUTRAL	0- 0		0- 0		0- 0	
2- 7	0- 2		0- 2		CONFERENCE	1- 1		1- 2		1- 1	
1- 3	0- 1		0- 1		HOME	1- 0		0- 1		0- 1	
1- 4	0- 1		0- 1		AWAY	0- 1		1- 1		1- 0	
0- 0	0- 0		0- 0		NEUTRAL	0- 0		0- 0		0- 0	

RPI 1-25				RPI 26-50				RPI 51-100				RPI 101+ Team's RPI: 125			
RPI	S	Opponent	Score	RPI	S	Opponent	Score	RPI	S	Opponent	Score	RPI	S	Opponent	Score
10	H	Baylor	48 83	35	H	West Virginia	54 74	56	H	Nebraska	49 66	111	H	Rice	73 65
11	A	Texas	62 79	36	A	Oklahoma	64 97	63	A	TCU	66 76	127	A	Iowa St.	69 71
				39	A	St. John's (NY)	53 65	63	H	TCU	86 77	134	H	Yale	81 75
								84	H	Arkansas	71 60	198	H	Southeast Mo. St.	51 50
												231	A	Texas Tech	60 47
												231	H	Texas Tech	56 68
												248	H	Campbell	66 48
												249	H	UMKC	63 48
												256	H	Texas Southern	72 37
												303	H	Delaware St.	81 49
												342	A	Iona	72 58

LAST 12 Division I GAMES:															
36	A	Oklahoma	64 97	231	A	Texas Tech	60 47	63	H	TCU	86 77	127	A	Iowa St.	69 71
63	A	TCU	66 76	63	H	TCU	86 77	63	A	Iowa St.	69 71	134	H	Yale	81 75
231	H	Texas Tech	56 68	127	A	Iowa St.	69 71	134	H	Yale	81 75	198	H	Southeast Mo. St.	51 50
11	A	Texas	62 79	342	A	Iona	72 58	39	A	St. John's (NY)	53 65	231	H	Texas Tech	56 68
35	H	West Virginia	54 74	39	A	St. John's (NY)	53 65	84	H	Arkansas	71 60	248	H	Campbell	66 48
10	H	Baylor	48 83	198	H	Southeast Mo. St.	51 50					249	H	UMKC	63 48

Non-Div I Games:

Kansas

Average RPI Win:	168	WON-LOST	WINNING	LAST 10	STRENGTH OF	OPP. STRENGTH	TEAM	ADJ.	CONF.	ADJ CONF.
Average RPI Loss:	40	RECORD	PCT. RANK	GAMES	SCHEDULE	OF SCHEDULE	RPI	RPI	RPI	RPI
DIV. I ONLY	11- 9	144	3- 7	14	69	73	73	5	5	
DIV. I NON-CONF.	8- 3	65	2- 1	112	178	81	81	6	6	

TOTALS	RPI 1-25	RPI 26-50	W-L RECORDS	RPI 51-100	RPI 101-999	RPI 201+				
11- 9	0- 5	1- 1	OVERALL	2- 2	8- 1	4- 0				
7- 5	0- 2	0- 1	HOME	1- 1	6- 1	3- 0				
3- 3	0- 2	1- 0	AWAY	0- 1	2- 0	1- 0				
1- 1	0- 1	0- 0	NEUTRAL	1- 0	0- 0	0- 0				
8- 3	0- 2	0- 0	NON-CONFERENCE	1- 0	7- 1	4- 0				
6- 1	0- 0	0- 0	HOME	0- 0	6- 1	3- 0				
1- 1	0- 1	0- 0	AWAY	0- 0	1- 0	1- 0				
1- 1	0- 1	0- 0	NEUTRAL	1- 0	0- 0	0- 0				
3- 6	0- 3	1- 1	CONFERENCE	1- 2	1- 0	0- 0				
1- 4	0- 2	0- 1	HOME	1- 1	0- 0	0- 0				
2- 2	0- 1	1- 0	AWAY	0- 1	1- 0	0- 0				
0- 0	0- 0	0- 0	NEUTRAL	0- 0	0- 0	0- 0				

RPI 1-25				RPI 26-50				RPI 51-100				RPI 101+			
RPI	S	Opponent	Score	RPI	S	Opponent	Score	RPI	S	Opponent	Score	RPI	S	Opponent	Score
8	N	UCLA	55 64	35	A	West Virginia	60 52	59	A	Oklahoma St.	68 76	113	H	SFA	74 49
10	A	Baylor	50 75	36	H	Oklahoma	71 76	59	H	Oklahoma St.	80 64	121	H	Little Rock	66 51
10	H	Baylor	58 88					63	H	TCU	63 68	127	A	Iowa St.	67 60
11	H	Texas	64 75					80	N	Penn St.	70 65	155	H	UNI	71 72
12	A	Missouri	59 73									178	H	UT Arlington	70 56
												221	A	North Texas	55 54
												238	H	Omaha	81 60
												335	H	Florida A&M	81 57
												341	H	Chicago St.	99 51

LAST 12 Division I GAMES:															
63	H	TCU	63 68	35	A	West Virginia	60 52	59	A	Oklahoma St.	68 76	10	H	Baylor	58 88
10	A	Baylor	50 75	59	A	Oklahoma St.	68 76	155	H	UNI	71 72	341	H	Chicago St.	99 51
36	H	Oklahoma	71 76	10	H	Baylor	58 88	127	A	Iowa St.	67 60	121	H	Little Rock	66 51
59	H	Oklahoma St.	80 64	11	H	Texas	64 75								

Non-Div I Games:

Kansas St.

Average RPI	Win: 271	WON-LOST	WINNING	LAST 10	STRENGTH OF	OPP. STRENGTH	TEAM	ADJ.	CONF.	ADJ CONF.
Average RPI	Loss: 131	RECORD	PCT. RANK	GAMES	SCHEDULE	OF SCHEDULE	RPI	RPI	RPI	RPI
DIV. I ONLY	4- 11	289	3- 6	190	151	251	251	22	22	
DIV. I NON-CONF.	3- 7	254	3- 3	248	91	241	241	21	21	

TOTALS	RPI 1-25	RPI 26-50	W-L RECORDS	RPI 51-100	RPI 101-999	RPI 201+				
4- 11	0- 1	0- 1	OVERALL	0- 2	4- 7	3- 3				
2- 3	0- 0	0- 1	HOME	0- 0	2- 2	1- 2				
2- 6	0- 0	0- 0	AWAY	0- 1	2- 5	2- 1				
0- 2	0- 1	0- 0	NEUTRAL	0- 1	0- 0	0- 0				
3- 7	0- 1	0- 0	NON-CONFERENCE	0- 2	3- 4	3- 1				
1- 1	0- 0	0- 0	HOME	0- 0	1- 1	1- 1				
2- 4	0- 0	0- 0	AWAY	0- 1	2- 3	2- 0				
0- 2	0- 1	0- 0	NEUTRAL	0- 1	0- 0	0- 0				
1- 4	0- 0	0- 1	CONFERENCE	0- 0	1- 3	0- 2				
1- 2	0- 0	0- 1	HOME	0- 0	1- 1	0- 1				
0- 2	0- 0	0- 0	AWAY	0- 0	0- 2	0- 1				
0- 0	0- 0	0- 0	NEUTRAL	0- 0	0- 0	0- 0				

RPI 1-25				RPI 26-50				RPI 51-100				RPI 101+				Team's RPI: 251
RPI	S	Opponent	Score	RPI	S	Opponent	Score	RPI	S	Opponent	Score	RPI	S	Opponent	Score	
25	N	Maryland	35 89	38	H	FGCU	57 78	61	A	Georgia Tech	48 86	101	A	Ole Miss	63 92	
								72	N	Maine	39 75	112	A	Clemson	28 41	
												120	A	Jacksonville	49 84	
												168	A	Furman	59 78	
												182	H	Stetson	66 49	
												242	A	North Florida	72 77	
												244	H	East Carolina	56 66	
												253	H	Lipscomb	62 64	
												259	A	Presbyterian	60 51	
												313	H	Georgia St.	71 61	
												330	A	Ga. Southern	60 58	
LAST 12 Division I GAMES:																
182	H	Stetson	66 49	244	H	East Carolina	56 66									
38	H	FGCU	57 78	313	H	Georgia St.	71 61									
120	A	Jacksonville	49 84	72	N	Maine	39 75									
242	A	North Florida	72 77	25	N	Maryland	35 89									
253	H	Lipscomb	62 64	259	A	Presbyterian	60 51									
330	A	Ga. Southern	60 58	168	A	Furman	59 78									

Non-Div I Games: Middle Ga. St. 81 65

Kennesaw St.

Average RPI Win: 219

Average RPI Loss: 69

WON-LOST
RECORDWINNING
PCT. RANKLAST 10
GAMESSTRENGTH OF
SCHEDULEOPP. STRENGTH
OF SCHEDULETEAM
RPIADJ.
RPICONF.
RPIADJ CONF.
RPIDIV. I ONLY
DIV. I NON-CONF.10- 10
7- 5172
1324- 6
2- 293
164113
116106
111106
1117
87
8

TOTALS

RPI 1-25

RPI 26-50

W-L RECORDS

RPI 51-100

RPI 101-999

RPI 201+

10- 10

0- 2

0- 3

OVERALL

1- 2

9- 3

7- 0

2- 3

0- 0

0- 1

HOME

0- 1

2- 1

2- 0

6- 4

0- 0

0- 0

AWAY

1- 0

5- 1

4- 0

2- 3

0- 1

0- 1

NEUTRAL

0- 1

2- 0

1- 0

7- 5

0- 2

0- 1

NON-CONFERENCE

0- 1

7- 1

5- 0

1- 1

0- 0

0- 0

HOME

0- 0

1- 1

1- 0

4- 1

0- 1

0- 0

AWAY

0- 0

4- 0

3- 0

2- 3

0- 1

0- 1

NEUTRAL

0- 1

2- 0

1- 0

3- 5

0- 0

0- 2

CONFERENCE

1- 1

2- 2

2- 0

1- 2

0- 0

0- 1

HOME

0- 1

1- 0

1- 0

2- 3

0- 0

0- 1

AWAY

1- 0

1- 2

1- 0

0- 0

0- 0

0- 0

NEUTRAL

0- 0

0- 0

0- 0

RPI 1-25

RPI 26-50

RPI 51-100

RPI 101+

Team's RPI: 106

RPI	S	Opponent	Score
21	A	Michigan	41 54
22	N	Stanford	54 79

RPI	S	Opponent	Score
32	H	Ball St.	58 79
37	A	Central Mich.	84 88
38	N	FGCU	62 80

RPI	S	Opponent	Score
64	A	Toledo	62 55
65	N	Gonzaga	57 77
96	H	Western Mich.	61 66

RPI	S	Opponent	Score
102	H	Wright St.	60 72
126	A	Bowling Green	50 60
141	A	Robert Morris	46 31
146	A	Northern Ill.	79 81
160	N	Memphis	70 55
213	A	Eastern Mich.	67 60
213	H	Eastern Mich.	76 69
243	A	Youngstown St.	55 44
270	A	Northern Ky.	59 54
286	H	Detroit Mercy	82 74
287	A	Eastern Ky.	65 57
311	N	Southeastern La.	81 60

LAST 12 Division I GAMES:

64	A	Toledo	62	55	146	A	Northern Ill.	79	81
32	H	Ball St.	58	79	213	A	Eastern Mich.	67	60
126	A	Bowling Green	50	60	141	A	Robert Morris	46	31
37	A	Central Mich.	84	88	21	A	Michigan	41	54
213	H	Eastern Mich.	76	69	102	H	Wright St.	60	72
96	H	Western Mich.	61	66	287	A	Eastern Ky.	65	57

Non-Div I Games:

Kent St.

Loss,
 Non-Conf,
 S Site,
 H Home
 A Away
 N Neutral

Average RPI Win:	295	WON-LOST	WINNING	LAST 10	STRENGTH OF	OPP. STRENGTH	TEAM	ADJ.	CONF.	ADJ CONF.
Average RPI Loss:	155	RECORD	PCT. RANK	GAMES	SCHEDULE	OF SCHEDULE	RPI	RPI	RPI	RPI
DIV. I ONLY	8- 10	208	5- 5	303	285	250	250	28	28	
DIV. I NON-CONF.	4- 7	226	1- 4	260	277	257	257	28	28	

TOTALS	RPI 1-25	RPI 26-50	W-L RECORDS	RPI 51-100	RPI 101-999	RPI 201+				
8- 10	0- 1	0- 0	OVERALL	0- 2	8- 7	7- 3				
5- 3	0- 1	0- 0	HOME	0- 1	5- 1	4- 1				
3- 7	0- 0	0- 0	AWAY	0- 0	3- 0	3- 0				
0- 0	0- 0	0- 0	NEUTRAL	0- 0	0- 0	0- 0				
4- 7	0- 1	0- 0	NON-CONFERENCE	0- 2	4- 4	3- 2				
2- 3	0- 1	0- 0	HOME	0- 1	2- 1	1- 1				
2- 4	0- 0	0- 0	AWAY	0- 1	2- 3	2- 1				
0- 0	0- 0	0- 0	NEUTRAL	0- 0	0- 0	0- 0				
4- 3	0- 0	0- 0	CONFERENCE	0- 0	4- 3	4- 1				
3- 0	0- 0	0- 0	HOME	0- 0	3- 0	3- 0				
1- 3	0- 0	0- 0	AWAY	0- 0	1- 3	1- 1				
0- 0	0- 0	0- 0	NEUTRAL	0- 0	0- 0	0- 0				

RPI 1-25				RPI 26-50				RPI 51-100				RPI 101+ Team's RPI: 250			
RPI	S	Opponent	Score	RPI	S	Opponent	Score	RPI	S	Opponent	Score	RPI	S	Opponent	Score
21	H	Michigan	49 86					87	H	Navy	47 79	134	A	Yale	51 62
								97	A	George Mason	70 73	141	A	Robert Morris	53 60
												143	A	Saint Francis (PA)	71 101
												179	H	Lehigh	72 69
												191	A	Army West Point	37 71
												218	A	Lafayette	53 69
												237	H	Manhattan	38 72
												262	H	Mt. St. Mary's	53 48
												282	A	Bryant	56 75
												283	H	St. Francis Brooklyn	61 59
												314	H	Wagner	74 69
												318	A	Central Conn. St.	61 54
												329	A	UMBC	66 52
												337	H	Saint Peter's	57 46
												338	A	NJIT	67 49
LAST 12 Division I GAMES:															
318	A	Central Conn. St.	61 54	283	H	St. Francis Brooklyn	61 59								
282	A	Bryant	56 75	87	H	Navy	47 79								
262	H	Mt. St. Mary's	53 48	237	H	Manhattan	38 72								
314	H	Wagner	74 69	179	H	Lehigh	72 69								
143	A	Saint Francis (PA)	71 101	97	A	George Mason	70 73								
141	A	Robert Morris	53 60	21	H	Michigan	49 86								

Non-Div I Games:

LIU Brooklyn

Loss,
Non-Conf, S Site,
H Home
A Away
N Neutral

Average RPI Win:	215	WON-LOST	WINNING	LAST 10	STRENGTH OF	OPP. STRENGTH	TEAM	ADJ.	CONF.	ADJ CONF.
Average RPI Loss:	140	RECORD	PCT. RANK	GAMES	SCHEDULE	OF SCHEDULE	RPI	RPI	RPI	RPI
DIV. I ONLY	7- 13	256	3- 7	119	188	212	212	13	13	
DIV. I NON-CONF.	5- 8	220	1- 4	86	189	146	146	10	10	

TOTALS	RPI 1-25	RPI 26-50	W-L RECORDS	RPI 51-100	RPI 101-999	RPI 201+				
7- 13	0- 0	0- 2	OVERALL	0- 5	7- 6	4- 4				
3- 5	0- 0	0- 1	HOME	0- 2	3- 2	2- 1				
3- 8	0- 0	0- 1	AWAY	0- 3	3- 4	2- 3				
1- 0	0- 0	0- 0	NEUTRAL	0- 0	1- 0	0- 0				
5- 8	0- 0	0- 2	NON-CONFERENCE	0- 2	5- 4	2- 2				
1- 3	0- 0	0- 1	HOME	0- 0	1- 2	0- 1				
3- 5	0- 0	0- 1	AWAY	0- 2	3- 2	2- 1				
1- 0	0- 0	0- 0	NEUTRAL	0- 0	1- 0	0- 0				
2- 5	0- 0	0- 0	CONFERENCE	0- 3	2- 2	2- 2				
2- 2	0- 0	0- 0	HOME	0- 2	2- 0	2- 0				
0- 3	0- 0	0- 0	AWAY	0- 1	0- 2	0- 2				
0- 0	0- 0	0- 0	NEUTRAL	0- 0	0- 0	0- 0				

RPI 1-25				RPI 26-50				RPI 51-100				RPI 101+				Team's RPI: 212	
RPI	S	Opponent	Score	RPI	S	Opponent	Score	RPI	S	Opponent	Score	RPI	S	Opponent	Score		
				26	H	Villanova	49 76	54	A	Duquesne	50 78	104	H	Penn	66 59		
				42	A	Drexel	54 79	57	H	Dayton	47 76	161	N	New Hampshire	59 51		
								60	A	American	48 66	174	H	Temple	52 69		
								79	A	Harvard	61 70	179	A	Lehigh	69 61		
								97	H	George Mason	56 69	193	A	Wisconsin	60 71		
												218	A	Lafayette	74 47		
												221	A	North Texas	44 70		
												228	A	Richmond	51 77		
												236	H	St. Bonaventure	66 63		
												264	H	Rider	55 76		
												303	A	Delaware St.	71 48		
												306	H	VCU	62 57		
												322	A	Rhode Island	63 72		
LAST 12 Division I GAMES:																	
				306	H	VCU	62 57	97	H	George Mason	56 69						
				322	A	Rhode Island	63 72	57	H	Dayton	47 76						
				54	A	Duquesne	50 78	26	H	Villanova	49 76						
				236	H	St. Bonaventure	66 63	303	A	Delaware St.	71 48						
				79	A	Harvard	61 70	221	A	North Texas	44 70						
				228	A	Richmond	51 77	264	H	Rider	55 76						

Non-Div I Games:

La Salle

Average RPI Win:	303	WON-LOST	WINNING	LAST 10	STRENGTH OF	OPP. STRENGTH	TEAM	ADJ.	CONF.	ADJ CONF.
Average RPI Loss:	190	RECORD	PCT. RANK	GAMES	SCHEDULE	OF SCHEDULE	RPI	RPI	RPI	RPI
DIV. I ONLY	2- 15	324	2- 8	246	329	333	333	23	23	
DIV. I NON-CONF.	1- 8	313	1- 3	279	336	341	341	24	24	

TOTALS	RPI 1-25	RPI 26-50	W-L RECORDS	RPI 51-100	RPI 101-999	RPI 201+				
2- 15	0- 0	0- 0	OVERALL	0- 1	2- 14	2- 6				
2- 4	0- 0	0- 0	HOME	0- 0	2- 4	2- 3				
0- 11	0- 0	0- 0	AWAY	0- 1	0- 2	0- 0				
0- 0	0- 0	0- 0	NEUTRAL	0- 0	0- 0	0- 0				
1- 8	0- 0	0- 0	NON-CONFERENCE	0- 1	1- 7	1- 4				
1- 2	0- 0	0- 0	HOME	0- 0	1- 2	1- 1				
0- 6	0- 0	0- 0	AWAY	0- 1	0- 5	0- 3				
0- 0	0- 0	0- 0	NEUTRAL	0- 0	0- 0	0- 0				
1- 7	0- 0	0- 0	CONFERENCE	0- 0	1- 7	1- 2				
1- 2	0- 0	0- 0	HOME	0- 0	1- 2	1- 2				
0- 5	0- 0	0- 0	AWAY	0- 0	0- 5	0- 0				
0- 0	0- 0	0- 0	NEUTRAL	0- 0	0- 0	0- 0				

RPI 1-25				RPI 26-50				RPI 51-100				RPI 101+				Team's RPI: 333	
RPI	S	Opponent	Score	RPI	S	Opponent	Score	RPI	S	Opponent	Score	RPI	S	Opponent	Score		
								59	A	Oklahoma St.	58	112	105	A	Auburn	41	67
													111	A	Rice	47	63
													121	A	Little Rock	37	57
													133	A	Louisiana	55	63
													166	A	Texas St.	52	86
													178	A	UT Arlington	61	70
													190	H	New Orleans	51	89
													194	A	Arkansas St.	62	76
													203	A	Louisiana Tech	49	71
													240	H	Troy	79	86
													255	A	Grambling	52	61
													281	H	Coastal Caro.	62	56
													284	H	Appalachian St.	67	71
													289	A	McNeese	61	65
													321	H	Northwestern St.	48	70
													324	H	Houston Baptist	77	73

LAST 12 Division I GAMES:																	
240	H	Troy	79	86	121	A	Little Rock	37	57								
178	A	UT Arlington	61	70	194	A	Arkansas St.	62	76								
166	A	Texas St.	52	86	59	A	Oklahoma St.	58	112								
133	A	Louisiana	55	63	324	H	Houston Baptist	77	73								
284	H	Appalachian St.	67	71	190	H	New Orleans	51	89								
281	H	Coastal Caro.	62	56	111	A	Rice	47	63								

Non-Div I Games: Millsaps 73 41 Centenary (LA) 90 53

La. -Monroe

Average RPI Win:	251	WON-LOST	WINNING	LAST 10	STRENGTH OF	OPP. STRENGTH	TEAM	ADJ.	CONF.	ADJ CONF.
Average RPI Loss:	141	RECORD	PCT. RANK	GAMES	SCHEDULE	OF SCHEDULE	RPI	RPI	RPI	RPI
DIV. I ONLY	8- 11	222	5- 5	174	257	218	218	15	15	
DIV. I NON-CONF.	4- 6	214	1- 2	223	317	248	248	18	18	

TOTALS	RPI 1-25	RPI 26-50	W-L RECORDS	RPI 51-100	RPI 101-999	RPI 201+				
8- 11	0- 0	0- 2	OVERALL	0- 2	8- 7	7- 2				
5- 4	0- 0	0- 1	HOME	0- 1	5- 2	5- 1				
3- 7	0- 0	0- 1	AWAY	0- 1	3- 5	2- 1				
0- 0	0- 0	0- 0	NEUTRAL	0- 0	0- 0	0- 0				
4- 6	0- 0	0- 2	NON-CONFERENCE	0- 0	4- 4	4- 2				
3- 2	0- 0	0- 1	HOME	0- 0	3- 1	3- 1				
1- 4	0- 0	0- 1	AWAY	0- 0	1- 3	1- 1				
0- 0	0- 0	0- 0	NEUTRAL	0- 0	0- 0	0- 0				
4- 5	0- 0	0- 0	CONFERENCE	0- 2	4- 3	3- 0				
2- 2	0- 0	0- 0	HOME	0- 1	2- 1	2- 0				
2- 3	0- 0	0- 0	AWAY	0- 1	2- 2	1- 0				
0- 0	0- 0	0- 0	NEUTRAL	0- 0	0- 0	0- 0				

RPI	S	Opponent	Score	RPI	S	Opponent	Score	RPI	S	Opponent	Score	RPI	S	Opponent	Score	Team's RPI: 218
42	A	Drexel	37 52	60	H	American	67 74	104	A	Penn	42 55					
45	H	Princeton	45 53	87	A	Navy	59 65	141	A	Robert Morris	42 63					
								157	A	Bucknell	53 83					
								179	A	Lehigh	45 70					
								187	A	Boston U.	47 45					
								191	H	Army West Point	60 65					
								212	H	La Salle	47 74					
								222	A	Holy Cross	69 65					
								227	H	Loyola Maryland	65 54					
								250	H	LIU Brooklyn	69 53					
								264	H	Rider	60 45					
								265	A	Cornell	59 58					
								278	H	Colgate	63 48					
								314	H	Wagner	70 52					
								337	A	Saint Peter's	61 64					
LAST 12 Division I GAMES:																
187	A	Boston U.	47 45	278	H	Colgate	63 48									
60	H	American	67 74	222	A	Holy Cross	69 65									
87	A	Navy	59 65	179	A	Lehigh	45 70									
227	H	Loyola Maryland	65 54	314	H	Wagner	70 52									
191	H	Army West Point	60 65	141	A	Robert Morris	42 63									
157	A	Bucknell	53 83	45	H	Princeton	45 53									

Non-Div I Games:

Lafayette

Average RPI	Win:	266	WON-LOST	WINNING	LAST 10	STRENGTH OF	OPP. STRENGTH	TEAM	ADJ.	CONF.	ADJ CONF.
Average RPI	Loss:	85	RECORD	PCT. RANK	GAMES	SCHEDULE	OF SCHEDULE	RPI	RPI	RPI	RPI
DIV. I ONLY		8- 6		133	7- 2	279	149	137	137	27	27
DIV. I NON-CONF.		1- 5		300	1- 2	25	16	166	166	26	26

TOTALS	RPI 1-25		RPI 26-50		W-L RECORDS	RPI 51-100		RPI 101-999		RPI 201+	
8- 6	0- 1		0- 1		OVERALL	0- 2		8- 2		6- 0	
3- 0	0- 0		0- 0		HOME	0- 0		3- 0		2- 0	
4- 5	0- 1		0- 1		AWAY	0- 2		4- 1		4- 0	
1- 1	0- 0		0- 0		NEUTRAL	0- 0		1- 1		0- 0	
1- 5	0- 1		0- 1		NON-CONFERENCE	0- 1		1- 2		0- 0	
0- 0	0- 0		0- 0		HOME	0- 0		0- 0		0- 0	
0- 4	0- 1		0- 1		AWAY	0- 1		0- 1		0- 0	
1- 1	0- 0		0- 0		NEUTRAL	0- 0		1- 1		0- 0	
7- 1	0- 0		0- 0		CONFERENCE	0- 1		7- 0		6- 0	
3- 0	0- 0		0- 0		HOME	0- 0		3- 0		2- 0	
4- 1	0- 0		0- 0		AWAY	0- 1		4- 0		4- 0	
0- 0	0- 0		0- 0		NEUTRAL	0- 0		0- 0		0- 0	

RPI 1-25				RPI 26-50				RPI 51-100				RPI 101+				Team's RPI: 137
RPI	S	Opponent	Score	RPI	S	Opponent	Score	RPI	S	Opponent	Score	RPI	S	Opponent	Score	
10	A	Baylor	62 121	49	A	Purdue	64 79	66	A	New Mexico	58 90	129	N	North Dakota	70 73	
								95	A	Central Ark.	39 51	146	N	Northern Ill.	90 80	
												158	A	Pacific	75 80	
												190	H	New Orleans	100 77	
												263	A	Nicholls St.	76 61	
												266	A	A&M-Corpus Christi	70 31	
												297	H	Incarate Word	77 54	
												311	A	Southeastern La.	75 58	
												324	A	Houston Baptist	79 51	
												331	H	Sam Houston St.	91 44	

LAST 12 Division I GAMES:																
263	A	Nicholls St.	76 61	266	A	A&M-Corpus Christi	70 31									
331	H	Sam Houston St.	91 44	324	A	Houston Baptist	79 51									
297	H	Incarate Word	77 54	66	A	New Mexico	58 90									
311	A	Southeastern La.	75 58	158	A	Pacific	75 80									
95	A	Central Ark.	39 51	146	N	Northern Ill.	90 80									
190	H	New Orleans	100 77	129	N	North Dakota	70 73									

Non-Div I Games: Howard Payne 101 37 Schreiner 116 37 Louisiana Col. 93 62 S'western Assemblies 92 49 Lamar University

Average RPI Win:	232	WON-LOST	WINNING	LAST 10	STRENGTH OF	OPP. STRENGTH	TEAM	ADJ.	CONF.	ADJ CONF.
Average RPI Loss:	163	RECORD	PCT. RANK	GAMES	SCHEDULE	OF SCHEDULE	RPI	RPI	RPI	RPI
DIV. I ONLY	11- 8	126	6- 4	264	212	179	179	15	15	
DIV. I NON-CONF.	5- 5	170	1- 2	321	273	249	249	18	18	

TOTALS	RPI 1-25	RPI 26-50	W-L RECORDS	RPI 51-100	RPI 101-999	RPI 201+				
11- 8	0- 0	0- 2	OVERALL	1- 1	10- 5	7- 5				
8- 1	0- 0	0- 0	HOME	1- 0	7- 1	4- 1				
3- 6	0- 0	0- 1	AWAY	0- 1	3- 4	3- 4				
0- 1	0- 0	0- 1	NEUTRAL	0- 0	0- 0	0- 0				
5- 5	0- 0	0- 2	NON-CONFERENCE	0- 0	5- 3	5- 3				
3- 1	0- 0	0- 0	HOME	0- 0	3- 1	3- 1				
2- 3	0- 0	0- 1	AWAY	0- 0	2- 2	2- 2				
0- 1	0- 0	0- 1	NEUTRAL	0- 0	0- 0	0- 0				
6- 3	0- 0	0- 0	CONFERENCE	1- 1	5- 2	2- 2				
5- 0	0- 0	0- 0	HOME	1- 0	4- 0	1- 0				
1- 3	0- 0	0- 0	AWAY	0- 1	1- 2	1- 2				
0- 0	0- 0	0- 0	NEUTRAL	0- 0	0- 0	0- 0				

RPI	S	Opponent	Score	RPI	S	Opponent	Score	RPI	S	Opponent	Score	RPI	S	Opponent	Score	Team's RPI: 179
26	N	Villanova	42 62	60	A	American	64 82	157	H	Bucknell	66 62	187	H	Boston U.	74 58	
44	A	Minnesota	73 107	87	H	Navy	66 63	191	H	Army West Point	59 55	212	H	La Salle	61 69	
								218	H	Lafayette	70 45	222	A	Holy Cross	49 54	
								227	A	Loyola Maryland	64 67	250	A	LIU Brooklyn	69 72	
								260	A	Sacred Heart	55 65	262	H	Mt. St. Mary's	75 71	
								265	A	Cornell	62 57	272	H	Fairfield	56 53	
								278	A	Colgate	59 51	296	A	Monmouth	75 57	
								338	H	NJIT	64 50					
LAST 12 Division I GAMES:																
227	A	Loyola Maryland	64 67	222	A	Holy Cross	49 54									
191	H	Army West Point	59 55	87	H	Navy	66 63									
278	A	Colgate	59 51	218	H	Lafayette	70 45									
60	A	American	64 82	250	A	LIU Brooklyn	69 72									
157	H	Bucknell	66 62	338	H	NJIT	64 50									
187	H	Boston U.	74 58	260	A	Sacred Heart	55 65									

Non-Div I Games: Mansfield 77 47

Lehigh

Average RPI Win:	281	WON-LOST	WINNING	LAST 10	STRENGTH OF	OPP. STRENGTH	TEAM	ADJ.	CONF.	ADJ CONF.
Average RPI Loss:	109	RECORD	PCT. RANK	GAMES	SCHEDULE	OF SCHEDULE	RPI	RPI	RPI	RPI
DIV. I ONLY	9- 8	152	0- 1	200	286	144	144	29	29	
DIV. I NON-CONF.	3- 7	254	0- 1	54	160	154	154	29	29	

TOTALS	RPI 1-25	RPI 26-50	W-L RECORDS	RPI 51-100	RPI 101-999	RPI 201+				
9- 8	0- 2	0- 1	OVERALL	0- 2	9- 3	8- 2				
4- 0	0- 0	0- 0	HOME	0- 0	4- 0	4- 0				
4- 6	0- 2	0- 0	AWAY	0- 1	4- 3	4- 2				
1- 2	0- 0	0- 1	NEUTRAL	0- 1	1- 0	0- 0				
3- 7	0- 2	0- 1	NON-CONFERENCE	0- 2	3- 2	2- 1				
1- 0	0- 0	0- 0	HOME	0- 0	1- 0	1- 0				
1- 5	0- 2	0- 0	AWAY	0- 1	1- 2	1- 1				
1- 2	0- 0	0- 1	NEUTRAL	0- 1	1- 0	0- 0				
6- 1	0- 0	0- 0	CONFERENCE	0- 0	6- 1	6- 1				
3- 0	0- 0	0- 0	HOME	0- 0	3- 0	3- 0				
3- 1	0- 0	0- 0	AWAY	0- 0	3- 1	3- 1				
0- 0	0- 0	0- 0	NEUTRAL	0- 0	0- 0	0- 0				

RPI 1-25				RPI 26-50				RPI 51-100				RPI 101+ Team's RPI: 144			
RPI	S	Opponent	Score	RPI	S	Opponent	Score	RPI	S	Opponent	Score	RPI	S	Opponent	Score
18	A	Duke	51 68	46	N	Houston	68 75	53	N	Northern Colo.	57 65	107	A	Drake	68 96
21	A	Michigan	50 74					86	A	James Madison	47 58	200	N	Denver	82 69
												207	A	Gardner-Webb	85 60
												246	A	UNC Asheville	41 48
												248	H	Campbell	60 42
												259	A	Presbyterian	76 64
												267	H	Valparaiso	61 40
												292	A	Massachusetts	61 64
												323	A	Old Dominion	63 55
												332	H	Charleston So.	63 53
												345	H	Winthrop	63 37
												348	A	Longwood	63 51
LAST 12 Division I GAMES:															
107	A	Drake	68 96	332	H	Charleston So.	63 53	259	A	Presbyterian	76 64	18	A	Duke	51 68
348	A	Longwood	63 51	53	N	Northern Colo.	57 65	200	N	Denver	82 69	86	A	James Madison	47 58
248	H	Campbell	60 42												
246	A	UNC Asheville	41 48												
207	A	Gardner-Webb	85 60												
345	H	Winthrop	63 37												

Non-Div I Games: Shippensburg 105 43 Limestone 68 38

Liberty

Average RPI Win:	290	WON-LOST	WINNING	LAST 10	STRENGTH OF	OPP. STRENGTH	TEAM	ADJ.	CONF.	ADJ CONF.
Average RPI Loss:	147	RECORD	PCT. RANK	GAMES	SCHEDULE	OF SCHEDULE	RPI	RPI	RPI	RPI
DIV. I ONLY	6- 14	277	4- 6	215	282	253	253	22	22	
DIV. I NON-CONF.	4- 11	279	2- 5	257	303	285	285	21	21	

TOTALS	RPI 1-25	RPI 26-50	W-L RECORDS	RPI 51-100	RPI 101-999	RPI 201+				
6- 14	0- 0	0- 2	OVERALL	0- 3	6- 9	6- 4				
2- 6	0- 0	0- 1	HOME	0- 2	2- 3	2- 2				
4- 8	0- 0	0- 1	AWAY	0- 1	4- 6	4- 2				
0- 0	0- 0	0- 0	NEUTRAL	0- 0	0- 0	0- 0				
4- 11	0- 0	0- 1	NON-CONFERENCE	0- 3	4- 7	4- 4				
2- 4	0- 0	0- 0	HOME	0- 2	2- 2	2- 2				
2- 7	0- 0	0- 1	AWAY	0- 1	2- 5	2- 2				
0- 0	0- 0	0- 0	NEUTRAL	0- 0	0- 0	0- 0				
2- 3	0- 0	0- 1	CONFERENCE	0- 0	2- 2	2- 0				
0- 2	0- 0	0- 1	HOME	0- 0	0- 1	0- 0				
2- 1	0- 0	0- 0	AWAY	0- 0	2- 1	2- 0				
0- 0	0- 0	0- 0	NEUTRAL	0- 0	0- 0	0- 0				

RPI 1-25				RPI 26-50				RPI 51-100				RPI 101+ Team's RPI: 253			
RPI	S	Opponent	Score	RPI	S	Opponent	Score	RPI	S	Opponent	Score	RPI	S	Opponent	Score
				32	A	Bal l St.	46 84	82	H	Bel mont	59 91	118	A	Sai nt Loui s	57 101
				38	H	FGCU	54 68	85	H	Al abama	51 73	120	A	Jacksonville	48 70
								91	A	Butl er	58 70	122	A	Mi ddl e Tenn.	48 72
												131	A	Vanderbilt	82 92
												182	H	Stetson	55 59
												225	H	Morehead St.	55 75
												232	H	Austin Peay	63 71
												242	A	North Florida	73 69
												251	A	Kennesaw St.	64 62
												252	A	Col. of Charleston	69 85
												285	H	Al abama A&M	66 50
												301	H	Murray St.	65 64
												328	A	Tennessee Tech	61 57
												332	A	Charleston So.	58 54
												343	A	Tennessee St.	64 71
LAST 12 Division I GAMES:															
				38	H	FGCU	54 68	131	A	Vanderbi l t	82 92				
				182	H	Stetson	55 59	328	A	Tennessee Tech	61 57				
				242	A	North Florida	73 69	118	A	Sai nt Loui s	57 101				
				120	A	Jacksonville	48 70	343	A	Tennessee St.	64 71				
				251	A	Kennesaw St.	64 62	85	H	Al abama	51 73				
				285	H	Al abama A&M	66 50	82	H	Bel mont	59 91				

Non-Div I Games:

Lipscomb

Average RPI Win:	205	WON-LOST	WINNING	LAST 10	STRENGTH OF	OPP. STRENGTH	TEAM	ADJ.	CONF.	ADJ CONF.
Average RPI Loss:	90	RECORD	PCT. RANK	GAMES	SCHEDULE	OF SCHEDULE	RPI	RPI	RPI	RPI
DIV. I ONLY	11- 8	126	8- 2	146	102	121	121	23	23	
DIV. I NON-CONF.	3- 8	268	0- 4	30	9	181	181	24	24	

TOTALS	RPI 1-25	RPI 26-50	W-L RECORDS	RPI 51-100	RPI 101-999	RPI 201+				
11- 8	0- 2	1- 1	OVERALL	0- 1	10- 4	4- 1				
8- 3	0- 0	1- 1	HOME	0- 0	7- 2	1- 1				
3- 5	0- 2	0- 0	AWAY	0- 1	3- 2	3- 0				
0- 0	0- 0	0- 0	NEUTRAL	0- 0	0- 0	0- 0				
3- 8	0- 2	1- 1	NON-CONFERENCE	0- 1	2- 4	0- 1				
3- 3	0- 0	1- 1	HOME	0- 0	2- 2	0- 1				
0- 5	0- 2	0- 0	AWAY	0- 1	0- 2	0- 0				
0- 0	0- 0	0- 0	NEUTRAL	0- 0	0- 0	0- 0				
8- 0	0- 0	0- 0	CONFERENCE	0- 0	8- 0	4- 0				
5- 0	0- 0	0- 0	HOME	0- 0	5- 0	1- 0				
3- 0	0- 0	0- 0	AWAY	0- 0	3- 0	3- 0				
0- 0	0- 0	0- 0	NEUTRAL	0- 0	0- 0	0- 0				

RPI 1-25				RPI 26-50				RPI 51-100				RPI 101+ Team's RPI: 121			
RPI	S	Opponent	Score	RPI	S	Opponent	Score	RPI	S	Opponent	Score	RPI	S	Opponent	Score
3	A	Mississippi St.	48 86	36	H	Oklahoma	68 56	73	A	Kansas St.	51 66	111	A	Rice	51 58
14	A	Texas A&M	49 66	43	H	LSU	37 56					118	A	Saint Louis	45 48
												128	H	Missouri St.	63 51
												133	H	Louisiana	78 43
												154	H	Tulsa	61 74
												160	H	Memphis	86 57
												166	H	Texas St.	63 48
												178	H	UT Arlington	59 57
												194	H	Arkansas St.	53 43
												203	H	Louisiana Tech	49 58
												284	A	Appalachian St.	52 40
												313	A	Georgia St.	65 50
												330	A	Ga. Southern	64 34
												333	H	La.-Monroe	57 37

LAST 12 Division I GAMES:															
284	A	Appalachian St.	52 40	333	H	La.-Monroe	57 37	133	H	Louisiana	78 43				
194	H	Arkansas St.	53 43	43	H	LSU	37 56	73	A	Kansas St.	51 66				
166	H	Texas St.	63 48					3	A	Mississippi St.	48 86				
178	H	UT Arlington	59 57					203	H	Louisiana Tech	49 58				
330	A	Ga. Southern	64 34												
313	A	Georgia St.	65 50												

Non-Div I Games:

Average RPI Win:	277	WON-LOST	WINNING	LAST 10	STRENGTH OF	OPP. STRENGTH	TEAM	ADJ.	CONF.	ADJ CONF.
Average RPI Loss:	210	RECORD	PCT. RANK	GAMES	SCHEDULE	OF SCHEDULE	RPI	RPI	RPI	RPI
DIV. I ONLY	2- 18	337	0- 10	306	262	336	336	21	21	
DIV. I NON-CONF.	2- 12	306	1- 5	263	311	321	321	20	20	

TOTALS	RPI 1-25	RPI 26-50	W-L RECORDS	RPI 51-100	RPI 101-999	RPI 201+				
2- 18	0- 1	0- 1	OVERALL	0- 0	2- 16	2- 12				
0- 8	0- 1	0- 0	HOME	0- 0	0- 7	0- 5				
2- 8	0- 0	0- 0	AWAY	0- 0	2- 0	2- 0				
0- 2	0- 0	0- 0	NEUTRAL	0- 0	0- 2	0- 1				
2- 12	0- 1	0- 1	NON-CONFERENCE	0- 0	2- 10	2- 7				
0- 6	0- 1	0- 0	HOME	0- 0	0- 5	0- 4				
2- 4	0- 0	0- 1	AWAY	0- 0	2- 3	2- 2				
0- 2	0- 0	0- 0	NEUTRAL	0- 0	0- 2	0- 1				
0- 6	0- 0	0- 0	CONFERENCE	0- 0	0- 6	0- 5				
0- 2	0- 0	0- 0	HOME	0- 0	0- 2	0- 1				
0- 4	0- 0	0- 0	AWAY	0- 0	0- 4	0- 4				
0- 0	0- 0	0- 0	NEUTRAL	0- 0	0- 0	0- 0				

RPI 1-25				RPI 26-50				RPI 51-100				RPI 101+ Team's RPI: 336			
RPI	S	Opponent	Score	RPI	S	Opponent	Score	RPI	S	Opponent	Score	RPI	S	Opponent	Score
9	H	Tennessee	61 90	47	A	Southern California	60 75					169	H	Loyola Marymount	69 84
												175	H	Cal Poly	64 75
												185	N	Oral Roberts	58 64
												196	A	San Diego	40 74
												205	A	UC Santa Barbara	44 51
												205	H	UC Santa Barbara	74 90
												206	H	Pepperdine	71 83
												217	H	Montana St.	51 62
												234	A	Montana	60 67
												239	A	UC Riverside	53 77
												245	A	Hawaii	66 74
												247	H	New Mexico St.	63 72
												257	H	Illinois St.	51 59
												274	A	Grand Canyon	65 63
												280	A	Arizona	80 72
												298	A	Cal St. Fullerton	61 67
												306	N	VCU	59 69
												338	A	NJIT	57 73

LAST 12 Division I GAMES:															
175	H	Cal Poly	64 75	306	N	VCU	59 69								
205	H	UC Santa Barbara	74 90	338	A	NJIT	57 73								
245	A	Hawaii	66 74	247	H	New Mexico St.	63 72								
298	A	Cal St. Fullerton	61 67	257	H	Illinois St.	51 59								
239	A	UC Riverside	53 77	9	H	Tennessee	61 90								
205	A	UC Santa Barbara	44 51	274	A	Grand Canyon	65 63								

Non-Div I Games:

Long Beach St.

Loss,
Non-Conf,
S Site,
H Home
A Away
N Neutral

Average RPI Loss: 239

DIV. I ONLY	2- 15	324	1- 9	319	349	348	348	29	29
DIV. I NON-CONF.	1- 9	318	0- 4	338	349	349	349	29	29
TOTALS	RPI 1-25	RPI 26-50	W-L RECORDS	RPI 51-100	RPI 101-999	RPI 201+			
2- 15	0- 0	0- 0	OVERALL	0- 1	2- 14	2- 11			
2- 6	0- 0	0- 0	HOME	0- 0	2- 6	2- 4			
0- 9	0- 0	0- 0	AWAY	0- 0	0- 0	0- 0			
0- 0	0- 0	0- 0	NEUTRAL	0- 0	0- 0	0- 0			
1- 9	0- 0	0- 0	NON-CONFERENCE	0- 1	1- 8	1- 7			
1- 3	0- 0	0- 0	HOME	0- 0	1- 3	1- 2			
0- 6	0- 0	0- 0	AWAY	0- 1	0- 5	0- 5			
0- 0	0- 0	0- 0	NEUTRAL	0- 0	0- 0	0- 0			
1- 6	0- 0	0- 0	CONFERENCE	0- 0	1- 6	1- 4			
1- 3	0- 0	0- 0	HOME	0- 0	1- 3	1- 2			
0- 3	0- 0	0- 0	AWAY	0- 0	0- 3	0- 2			
0- 0	0- 0	0- 0	NEUTRAL	0- 0	0- 0	0- 0			

RPI 1-25				RPI 26-50				RPI 51-100				RPI 101+ Team' s RPI : 348					
RPI	S	Opponent	Score	RPI	S	Opponent	Score	RPI	S	Opponent	Score	RPI	S	Opponent	Score		
								97	A	George Mason	41	60	119	A	High Poi nt	41	62
												144	H	Li berty	51	63	
												199	H	Norfol k St.	45	64	
												204	H	Radford	33	52	
												207	H	Gardner-Webb	54	61	
												213	A	Eastern Mi ch.	44	73	
												246	A	UNC Asheville	52	82	
												259	H	Presbyteri an	66	56	
												267	H	Val parai so	68	81	
												277	H	Fai rlei gh Di cki nson	52	72	
												303	A	Del aware St.	56	60	
												314	A	Wagner	43	60	
												325	A	Marshal l	45	90	
												332	A	Charleston So.	57	73	
												334	A	N. C. Central	75	87	
												349	H	UMass Lowell	84	82	
LAST 12 Division I GAMES:																	
				144	H	Li berty	51	63				332	A	Charleston So.	57	73	
				119	A	High Point	41	62				199	H	Norfol k St.	45	64	
				204	H	Radford	33	52				97	A	George Mason	41	60	
				246	A	UNC Asheville	52	82				213	A	Eastern Mi ch.	44	73	
				207	H	Gardner-Webb	54	61				314	A	Wagner	43	60	
				259	H	Presbyteri an	66	56				267	H	Val parai so	68	81	

Longwood

Average RPI	Win:	254	WON-LOST	WINNING	LAST 10	STRENGTH OF	OPP. STRENGTH	TEAM	ADJ.	CONF.	ADJ CONF.
Average RPI	Loss:	82	RECORD	PCT. RANK	GAMES	SCHEDULE	OF SCHEDULE	RPI	RPI	RPI	RPI
DIV. I ONLY		10- 9		157	6- 4	124	175	133	133	23	23
DIV. I NON-CONF.		5- 6		187	2- 2	97	82	145	145	24	24

TOTALS	RPI 1-25		RPI 26-50		W-L RECORDS	RPI 51-100		RPI 101-999		RPI 201+	
10- 9	0- 2		0- 1		OVERALL	0- 2		10- 4		7- 0	
6- 2	0- 0		0- 0		HOME	0- 1		6- 1		5- 0	
3- 5	0- 1		0- 0		AWAY	0- 1		3- 1		1- 0	
1- 2	0- 1		0- 0		NEUTRAL	0- 0		1- 1		1- 0	
5- 6	0- 2		0- 1		NON-CONFERENCE	0- 1		5- 2		4- 0	
3- 1	0- 0		0- 0		HOME	0- 0		3- 1		2- 0	
1- 3	0- 1		0- 1		AWAY	0- 1		1- 0		1- 0	
1- 2	0- 1		0- 0		NEUTRAL	0- 0		1- 1		1- 0	
5- 3	0- 0		0- 0		CONFERENCE	0- 1		5- 2		3- 0	
3- 1	0- 0		0- 0		HOME	0- 1		3- 0		3- 0	
2- 2	0- 0		0- 0		AWAY	0- 0		2- 2		0- 0	
0- 0	0- 0		0- 0		NEUTRAL	0- 0		0- 0		0- 0	

RPI 1-25				RPI 26-50				RPI 51-100				RPI 101+ Team's RPI: 133			
RPI	S	Opponent	Score	RPI	S	Opponent	Score	RPI	S	Opponent	Score	RPI	S	Opponent	Score
3	N	Mississippi St.	37 94	43	A	LSU	45 60	64	A	Toledo	55 79	105	H	Auburn	60 70
14	A	Texas A&M	62 83					90	H	South Ala.	57 72	121	A	Little Rock	43 78
												123	N	Cleveland St.	45 54
												166	A	Texas St.	65 58
												178	A	UT Arlington	61 63
												190	H	New Orleans	66 57
												194	A	Arkansas St.	77 75
												214	N	Niagara	68 52
												276	H	Alcorn	67 47
												281	H	Coastal Caro.	59 55
												284	H	Appalachian St.	61 45
												289	H	McNeese	98 86
												311	A	Southeastern La.	68 56
												333	H	La.-Monroe	63 55
LAST 12 Division I GAMES:															
				90	H	South Ala.	57 72	194	A	Arkansas St.	77 75				
				166	A	Texas St.	65 58	121	A	Little Rock	43 78				
				178	A	UT Arlington	61 63	276	H	Alcorn	67 47				
				333	H	La.-Monroe	63 55	43	A	LSU	45 60				
				281	H	Coastal Caro.	59 55	311	A	Southeastern La.	68 56				
				284	H	Appalachian St.	61 45	105	H	Auburn	60 70				

Non-Div I Games: Dillard

53 60

Louisiana

Average RPI Win:	252	WON-LOST	WINNING	LAST 10	STRENGTH OF	OPP. STRENGTH	TEAM	ADJ.	CONF.	ADJ CONF.
Average RPI Loss:	154	RECORD	PCT. RANK	GAMES	SCHEDULE	OF SCHEDULE	RPI	RPI	RPI	RPI

DIV. I ONLY	12- 7	95	7- 3	318	190	203	203	18	18
DIV. I NON-CONF.	8- 4	87	5- 0	285	155	170	170	19	19

TOTALS	RPI 1-25	RPI 26-50	W-L RECORDS	RPI 51-100	RPI 101-999	RPI 201+			
12- 7	0- 1	0- 0	OVERALL	1- 0	11- 6	9- 2			
9- 1	0- 0	0- 0	HOME	0- 0	9- 1	8- 0			
2- 5	0- 1	0- 0	AWAY	0- 0	2- 4	1- 1			
1- 1	0- 0	0- 0	NEUTRAL	1- 0	0- 1	0- 1			
8- 4	0- 1	0- 0	NON-CONFERENCE	1- 0	7- 3	5- 1			
6- 1	0- 0	0- 0	HOME	0- 0	6- 1	5- 0			
1- 2	0- 1	0- 0	AWAY	0- 0	1- 1	0- 0			
1- 1	0- 0	0- 0	NEUTRAL	1- 0	0- 1	0- 1			
4- 3	0- 0	0- 0	CONFERENCE	0- 0	4- 3	4- 1			
3- 0	0- 0	0- 0	HOME	0- 0	3- 0	3- 0			
1- 3	0- 0	0- 0	AWAY	0- 0	1- 3	1- 1			
0- 0	0- 0	0- 0	NEUTRAL	0- 0	0- 0	0- 0			

RPI 1-25				RPI 26-50				RPI 51-100				RPI 101+ Team's RPI: 203			
RPI	S	Opponent	Score	RPI	S	Opponent	Score	RPI	S	Opponent	Score	RPI	S	Opponent	Score
11	A	Texas	54 88					80	N	Penn St.	71 59	105	A	Auburn	59 75
												112	H	Clemson	47 55
												121	A	Little Rock	58 49
												159	A	Southern Miss.	50 65
												160	H	Memphis	65 40
												201	A	Fla. Atlantic	72 86
												214	N	Niagara	67 73
												221	H	North Texas	61 53
												255	H	Grambling	64 53
												273	A	FIU	54 57
												276	H	Alcorn	87 50
												289	H	McNeese	78 62
												312	H	UTSA	63 55
												323	H	Old Dominion	59 45
												324	H	Houston Baptist	85 62
												325	A	Marshall	74 65
												333	H	La.-Monroe	71 49

LAST 12 Division I GAMES:															
323	H	Old Dominion	59 45	221	H	North Texas	61 53								
201	A	Fla. Atlantic	72 86	276	H	Alcorn	87 50								
273	A	FIU	54 57	324	H	Houston Baptist	85 62								
325	A	Marshall	74 65	289	H	McNeese	78 62								
159	A	Southern Miss.	50 65	333	H	La.-Monroe	71 49								
312	H	UTSA	63 55	121	A	Little Rock	58 49								

Non-Div I Games: LSU-Alexandria 87 47

Louisiana Tech

Average RPI Win:	110	WON-LOST	WINNING	LAST 10	STRENGTH OF	OPP. STRENGTH	TEAM	ADJ.	CONF.	ADJ CONF.
Average RPI Loss:	4	RECORD	PCT. RANK	GAMES	SCHEDULE	OF SCHEDULE	RPI	RPI	RPI	RPI

DIV. I ONLY	21- 1	3	9- 1	28	2	5	5	1	1
DIV. I NON-CONF.	14- 0	1	4- 0	145	13	12	12	1	1

TOTALS	RPI 1-25	RPI 26-50	W-L RECORDS	RPI 51-100	RPI 101-999	RPI 201+			
21- 1	6- 1	1- 0	OVERALL	5- 0	9- 0	4- 0			
12- 1	4- 1	0- 0	HOME	2- 0	6- 0	3- 0			
9- 0	2- 0	1- 0	AWAY	3- 0	3- 0	1- 0			
0- 0	0- 0	0- 0	NEUTRAL	0- 0	0- 0	0- 0			
14- 0	3- 0	1- 0	NON-CONFERENCE	2- 0	8- 0	4- 0			
9- 0	2- 0	0- 0	HOME	1- 0	6- 0	3- 0			
5- 0	1- 0	1- 0	AWAY	1- 0	2- 0	1- 0			
0- 0	0- 0	0- 0	NEUTRAL	0- 0	0- 0	0- 0			
7- 1	3- 1	0- 0	CONFERENCE	3- 0	1- 0	0- 0			
3- 1	2- 1	0- 0	HOME	1- 0	0- 0	0- 0			
4- 0	1- 0	0- 0	AWAY	2- 0	1- 0	0- 0			
0- 0	0- 0	0- 0	NEUTRAL	0- 0	0- 0	0- 0			

RPI 1-25	Team's RPI: 5	RPI 26-50	RPI 51-100	RPI 101+
RPI S Opponent Score	RPI S Opponent Score	RPI S Opponent Score	RPI S Opponent Score	RPI S Opponent Score
2 H Notre Dame 100 67	33 A South Dakota St. 68 64	61 A Georgia Tech 74 71	103 A Kentucky 87 63	
4 H Florida St. 49 50		62 H Virginia Tech 67 56	122 H Middle Tenn. 80 26	
6 H Oregon 74 61		64 H Toledo 90 55	131 H Vanderbilt 79 57	
7 A Ohio St. 95 90		67 A Miami (FL) 84 74	148 A Pittsburgh 77 51	
16 A NC State 55 47		74 A Indiana 72 59	198 H Southeast Mo. St. 80 40	
18 H Duke 66 60			224 H UT Martin 91 56	
21 H Michigan 74 49			301 H Murray St. 115 51	
			315 A Air Force 62 50	
			343 H Tennessee St. 95 56	

LAST 12 Division I GAMES:				
67 A Miami (FL) 84 74	16 A NC State 55 47			
4 H Florida St. 49 50	61 A Georgia Tech 74 71			
148 A Pittsburgh 77 51	315 A Air Force 62 50			
2 H Notre Dame 100 67	103 A Kentucky 87 63			
62 H Virginia Tech 67 56	343 H Tennessee St. 95 56			
18 H Duke 66 60	122 H Middle Tenn. 80 26			

Non-Div I Games:

Average RPI	Win:	306	WON-LOST	WINNING	LAST 10	STRENGTH OF	OPP. STRENGTH	TEAM	ADJ.	CONF.	ADJ CONF.
Average RPI	Loss:	147	RECORD	PCT. RANK	GAMES	SCHEDULE	OF SCHEDULE	RPI	RPI	RPI	RPI
DIV. I ONLY		3- 16		315	2- 8	219	166	300	300	24	24
DIV. I NON-CONF.		2- 9		295	1- 3	218	103	282	282	22	22
<hr/>											
TOTALS	RPI 1-25		RPI 26-50		W-L RECORDS	RPI 51-100		RPI 101-999		RPI 201+	
3- 16	0- 2		0- 1		OVERALL	0- 3		3- 10		3- 5	
2- 5	0- 1		0- 0		HOME	0- 1		2- 3		2- 3	
1- 11	0- 1		0- 1		AWAY	0- 2		1- 7		1- 2	
0- 0	0- 0		0- 0		NEUTRAL	0- 0		0- 0		0- 0	
2- 9	0- 2		0- 1		NON-CONFERENCE	0- 3		2- 3		2- 2	
1- 3	0- 1		0- 0		HOME	0- 1		1- 1		1- 1	
1- 6	0- 1		0- 1		AWAY	0- 2		1- 2		1- 1	
0- 0	0- 0		0- 0		NEUTRAL	0- 0		0- 0		0- 0	
1- 7	0- 0		0- 0		CONFERENCE	0- 0		1- 7		1- 3	
1- 2	0- 0		0- 0		HOME	0- 0		1- 2		1- 2	
0- 5	0- 0		0- 0		AWAY	0- 0		0- 5		0- 1	
0- 0	0- 0		0- 0		NEUTRAL	0- 0		0- 0		0- 0	

RPI 1-25				RPI 26-50				RPI 51-100				RPI 101+ Team's RPI: 300			
RPI	S	Opponent	Score	RPI	S	Opponent	Score	RPI	S	Opponent	Score	RPI	S	Opponent	Score
17	H	Green Bay	39 76	30	A	DePaul	47 88	91	A	Butler	52 64	107	A	Drake	46 72
19	A	Marquette	30 92					96	H	Western Mi ch.	47 65	128	A	Missouri St.	36 75
								100	A	Milwaukee	41 63	146	A	Northern Ill.	71 80
												150	A	Southern Ill.	46 62
												155	A	UNI	41 70
												226	H	Bradley	57 59
												243	H	Youngstown St.	49 73
												257	H	Illinois St.	62 59
												267	A	Valparaiso	60 76
												269	H	Indiana St.	65 73
												308	A	Fort Wayne	70 79
												320	H	Ill.-Chicago	57 55
												341	A	Chicago St.	46 28
<hr/>															
LAST 12 Division I GAMES:															
269	H	Indiana St.	65 73	107	A	Drake	46 72								
128	A	Missouri St.	36 75	155	A	UNI	41 70								
150	A	Southern Ill.	46 62	320	H	Ill.-Chicago	57 55								
267	A	Valparaiso	60 76	91	A	Butler	52 64								
257	H	Illinois St.	62 59	17	H	Green Bay	39 76								
226	H	Bradley	57 59	146	A	Northern Ill.	71 80								

Non-Div I Games:

Loyol a Chi cago

Average RPI	Win: 217	WON-LOST	WINNING	LAST 10	STRENGTH OF	OPP. STRENGTH	TEAM	ADJ.	CONF.	ADJ CONF.
Average RPI	Loss: 150	RECORD	PCT. RANK	GAMES	SCHEDULE	OF SCHEDULE	RPI	RPI	RPI	RPI
DIV. I ONLY	6- 14	277	4- 6	96	264	227	227	15	15	
DIV. I NON-CONF.	2- 9	295	0- 3	85	310	254	254	18	18	

TOTALS	RPI 1-25	RPI 26-50	W-L RECORDS	RPI 51-100	RPI 101-999	RPI 201+				
6- 14	0- 2	0- 0	OVERALL	0- 3	6- 9	3- 4				
4- 5	0- 0	0- 0	HOME	0- 2	4- 3	3- 1				
2- 9	0- 2	0- 0	AWAY	0- 1	2- 6	0- 3				
0- 0	0- 0	0- 0	NEUTRAL	0- 0	0- 0	0- 0				
2- 9	0- 2	0- 0	NON-CONFERENCE	0- 1	2- 6	1- 3				
1- 3	0- 0	0- 0	HOME	0- 1	1- 2	1- 1				
1- 6	0- 2	0- 0	AWAY	0- 0	1- 4	0- 2				
0- 0	0- 0	0- 0	NEUTRAL	0- 0	0- 0	0- 0				
4- 5	0- 0	0- 0	CONFERENCE	0- 2	4- 3	2- 1				
3- 2	0- 0	0- 0	HOME	0- 1	3- 1	2- 0				
1- 3	0- 0	0- 0	AWAY	0- 1	1- 2	0- 1				
0- 0	0- 0	0- 0	NEUTRAL	0- 0	0- 0	0- 0				

RPI 1-25				RPI 26-50				RPI 51-100				RPI 101+ Team's RPI: 227			
RPI	S	Opponent	Score	RPI	S	Opponent	Score	RPI	S	Opponent	Score	RPI	S	Opponent	Score
19	A	Marquette	63 83					60	H	American	58 71	116	A	Delaware	38 71
25	A	Maryland	45 114					87	A	Navy	44 73	129	H	Georgetown	54 72
								97	H	George Mason	72 80	149	A	William & Mary	49 70
												157	A	Bucknell	68 65
												179	H	Lehigh	67 64
												187	A	Boston U.	56 75
												191	H	Army West Point	62 69
												199	A	Norfolk St.	61 58
												218	A	Lafayette	54 65
												222	H	Holy Cross	77 60
												262	A	Mt. St. Mary's	63 71
												265	H	Cornell	78 63
												271	H	Towson	67 76
												278	H	Colgate	70 55
												283	A	St. Francis Brooklyn	47 64

LAST 12 Division I GAMES:															
179	H	Lehigh	67 64	187	A	Boston U.	56 75								
278	H	Colgate	70 55	191	H	Army West Point	62 69								
157	A	Bucknell	68 65	87	A	Navy	44 73								
218	A	Lafayette	54 65	116	A	Delaware	38 71								
60	H	American	58 71	25	A	Maryland	45 114								
222	H	Holy Cross	77 60	271	H	Towson	67 76								

Non-Div I Games:

Loyola Maryl and

Average RPI	Win: 210	WON-LOST	WINNING	LAST 10	STRENGTH OF	OPP. STRENGTH	TEAM	ADJ.	CONF.	ADJ CONF.
Average RPI	Loss: 145	RECORD	PCT. RANK	GAMES	SCHEDULE	OF SCHEDULE	RPI	RPI	RPI	RPI
DIV. I ONLY	12- 7	95	5- 5	265	141	169	169	12	12	
DIV. I NON-CONF.	7- 3	74	1- 2	300	163	165	165	11	11	
<hr/>										
TOTALS	RPI 1-25	RPI 26-50	W-L RECORDS	RPI 51-100	RPI 101-999	RPI 201+				
12- 7	0- 0	0- 1	OVERALL	1- 1	11- 5	8- 2				
7- 4	0- 0	0- 1	HOME	1- 0	6- 3	4- 1				
5- 3	0- 0	0- 0	AWAY	0- 1	5- 2	4- 1				
0- 0	0- 0	0- 0	NEUTRAL	0- 0	0- 0	0- 0				
7- 3	0- 0	0- 1	NON-CONFERENCE	0- 0	7- 2	5- 2				
4- 2	0- 0	0- 1	HOME	0- 0	4- 1	3- 1				
3- 1	0- 0	0- 0	AWAY	0- 0	3- 1	2- 1				
0- 0	0- 0	0- 0	NEUTRAL	0- 0	0- 0	0- 0				
5- 4	0- 0	0- 0	CONFERENCE	1- 1	4- 3	3- 0				
3- 2	0- 0	0- 0	HOME	1- 0	2- 2	1- 0				
2- 2	0- 0	0- 0	AWAY	0- 1	2- 1	2- 0				
0- 0	0- 0	0- 0	NEUTRAL	0- 0	0- 0	0- 0				

RPI	S	Opponent	Score	RPI	S	Opponent	Score	RPI	S	Opponent	Score	RPI	S	Opponent	Score	Team's RPI: 169
47	H	Southern Cal i forn i a	70 80	65	A	Gonzaga	67 77	71	H	Saint Mary's (CA)	69 57	114	H	BYU	55 67	
												117	H	Mi ami (OH)	84 71	
												118	A	Saint Loui s	62 60	
												156	A	San Franci sco	60 78	
												158	H	Paci fi c	75 60	
												196	H	San Di ego	54 60	
												205	H	UC Santa Barbara	67 61	
												206	H	Pepperdi ne	75 60	
												213	H	Eastern Mi ch.	73 64	
												215	H	CSUN	68 75	
												219	A	SMU	60 63	
												239	A	UC Ri versi de	67 59	
												254	A	Santa Clara	65 51	
												280	H	Ari zona	84 70	
												319	A	Portl and	63 60	
												336	A	Long Beach St.	84 69	
<hr/>																
LAST 12 Di vi si on I GAMES:																
206	H	Pepperdi ne	75 60	254	A	Santa Clara	65 51	158	H	Paci fi c	75 60	71	H	Saint Mary's (CA)	69 57	
319	A	Portl and	63 60	219	A	SMU	60 63	205	H	UC Santa Barbara	67 61	215	H	CSUN	68 75	
114	H	BYU	55 67													
196	H	San Di ego	54 60													
156	A	San Franci sco	60 78													
65	A	Gonzaga	67 77													

Non-Di v I Games: Cal St. Dom. Hills 84 52

Loyola Marymount

Average RPI Win:	204	WON-LOST	WINNING	LAST 10	STRENGTH OF	OPP. STRENGTH	TEAM	ADJ.	CONF.	ADJ CONF.
Average RPI Loss:	64	RECORD	PCT. RANK	GAMES	SCHEDULE	OF SCHEDULE	RPI	RPI	RPI	RPI
DIV. I ONLY	10- 8	135	6- 4	51	103	72	72	20	20	
DIV. I NON-CONF.	5- 6	187	2- 2	36	7	61	61	23	23	

TOTALS	RPI 1-25	RPI 26-50	W-L RECORDS	RPI 51-100	RPI 101-999	RPI 201+				
10- 8	0- 3	0- 0	OVERALL	2- 3	8- 2	5- 0				
4- 2	0- 0	0- 0	HOME	1- 0	3- 2	3- 0				
5- 6	0- 3	0- 0	AWAY	1- 3	4- 0	1- 0				
1- 0	0- 0	0- 0	NEUTRAL	0- 0	1- 0	1- 0				
5- 6	0- 3	0- 0	NON-CONFERENCE	2- 2	3- 1	2- 0				
2- 1	0- 0	0- 0	HOME	1- 0	1- 1	1- 0				
2- 5	0- 3	0- 0	AWAY	1- 2	1- 0	0- 0				
1- 0	0- 0	0- 0	NEUTRAL	0- 0	1- 0	1- 0				
5- 2	0- 0	0- 0	CONFERENCE	0- 1	5- 1	3- 0				
2- 1	0- 0	0- 0	HOME	0- 0	2- 1	2- 0				
3- 1	0- 0	0- 0	AWAY	0- 1	3- 0	1- 0				
0- 0	0- 0	0- 0	NEUTRAL	0- 0	0- 0	0- 0				

RPI	S	Opponent	Score	RPI	S	Opponent	Score	RPI	S	Opponent	Score	RPI	S	Opponent	Score
3	A	Mississippi St.	43 83					64	A	Toledo	64 65	108	H	Tulane	34 42
7	A	Ohio St.	70 83					67	A	Miami (FL)	70 80	140	A	Hartford	59 44
18	A	Duke	39 69					68	A	Albany (NY)	54 68	161	A	New Hampshire	56 46
								79	H	Harvard	76 51	176	H	Binghamton	62 66
								89	A	Dartmouth	64 51	183	A	Boston College	61 40
												233	H	Stony Brook	64 56
												251	N	Kennesaw St.	75 39
												282	H	Bryant	70 68
												291	H	Vermont	64 55
												329	A	UMBC	64 50

LAST 12 Division I GAMES:															
161	A	New Hampshire	56 46	233	H	Stony Brook	64 56	183	A	Boston College	61 40	18	A	Duke	39 69
140	A	Hartford	59 44					3	A	Mississippi St.	43 83	89	A	Dartmouth	64 51
291	H	Vermont	64 55					7	A	Ohio St.	70 83				
68	A	Albany (NY)	54 68												
329	A	UMBC	64 50												
176	H	Binghamton	62 66												

Non-Div I Games: Maine Maritime 89 49 Me.-Fort Kent 100 40

Maine

Average RPI Win:	300	WON-LOST	WINNING	LAST 10	STRENGTH OF	OPP. STRENGTH	TEAM	ADJ.	CONF.	ADJ CONF.
Average RPI Loss:	132	RECORD	PCT. RANK	GAMES	SCHEDULE	OF SCHEDULE	RPI	RPI	RPI	RPI
DIV. I ONLY	7- 12	244	5- 5	195	265	237	237	26	26	
DIV. I NON-CONF.	3- 8	268	1- 3	75	240	206	206	25	25	

TOTALS	RPI 1-25	RPI 26-50	W-L RECORDS	RPI 51-100	RPI 101-999	RPI 201+				
7- 12	0- 1	0- 1	OVERALL	0- 4	7- 6	7- 3				
4- 3	0- 0	0- 0	HOME	0- 3	4- 0	4- 0				
2- 9	0- 1	0- 1	AWAY	0- 1	2- 6	2- 3				
1- 0	0- 0	0- 0	NEUTRAL	0- 0	1- 0	1- 0				
3- 8	0- 1	0- 1	NON-CONFERENCE	0- 3	3- 3	3- 2				
1- 2	0- 0	0- 0	HOME	0- 2	1- 0	1- 0				
1- 6	0- 1	0- 1	AWAY	0- 1	1- 3	1- 2				
1- 0	0- 0	0- 0	NEUTRAL	0- 0	1- 0	1- 0				
4- 4	0- 0	0- 0	CONFERENCE	0- 1	4- 3	4- 1				
3- 1	0- 0	0- 0	HOME	0- 1	3- 0	3- 0				
1- 3	0- 0	0- 0	AWAY	0- 0	1- 3	1- 1				
0- 0	0- 0	0- 0	NEUTRAL	0- 0	0- 0	0- 0				

RPI 1-25				RPI 26-50				RPI 51-100				RPI 101+ Team's RPI: 237			
RPI	S	Opponent	Score	RPI	S	Opponent	Score	RPI	S	Opponent	Score	RPI	S	Opponent	Score
24	A	Cal i forni a	66 87	31	A	Vi rgi ni a	47 69	58	H	Qui nni pi ac	64 80	161	A	New Hampshi re	55 68
								68	H	Al bany (NY)	56 62	177	A	Mari st	40 65
								77	H	Fordham	48 54	197	A	Si ena	51 56
								80	A	Penn St.	46 78	214	A	Ni agara	64 65
												233	A	Stony Brook	59 74
												250	A	LIU Brookl yn	72 38
												260	A	Sacred Heart	61 65
												283	H	St. Franci s Brookl yn	57 54
												293	A	Can i si us	59 56
												293	H	Can i si us	58 39
												305	N	Copp i n St.	74 56
												337	H	Saint Peter' s	76 64
												342	H	I ona	67 63

LAST 12 Di vi si on I GAMES:															
197	A	Si ena	51 56	58	H	Qui nni pi ac	64 80	337	H	Saint Peter' s	76 64				
342	H	I ona	67 63	31	A	Vi rgi ni a	47 69	250	A	LIU Brookl yn	72 38				
214	A	Ni agara	64 65	161	A	New Hampshi re	55 68	68	H	Al bany (NY)	56 62				
293	A	Can i si us	59 56												
177	A	Mari st	40 65												
293	H	Can i si us	58 39												

Non-Di v I Games:

Manhattan

Average RPI Win:	264	WON-LOST	WINNING	LAST 10	STRENGTH OF	OPP. STRENGTH	TEAM	ADJ.	CONF.	ADJ CONF.
Average RPI Loss:	120	RECORD	PCT. RANK	GAMES	SCHEDULE	OF SCHEDULE	RPI	RPI	RPI	RPI
DIV. I ONLY	11- 10	167	8- 2	223	209	177	177	26	26	
DIV. I NON-CONF.	4- 8	239	2- 1	171	143	229	229	25	25	

TOTALS	RPI 1-25	RPI 26-50	W-L RECORDS	RPI 51-100	RPI 101-999	RPI 201+				
11- 10	0- 0	0- 2	OVERALL	0- 4	11- 4	10- 1				
6- 2	0- 0	0- 0	HOME	0- 2	6- 0	6- 0				
5- 6	0- 0	0- 0	AWAY	0- 2	5- 4	4- 1				
0- 2	0- 0	0- 2	NEUTRAL	0- 0	0- 0	0- 0				
4- 8	0- 0	0- 2	NON-CONFERENCE	0- 3	4- 3	3- 1				
2- 2	0- 0	0- 0	HOME	0- 2	2- 0	2- 0				
2- 4	0- 0	0- 0	AWAY	0- 1	2- 3	1- 1				
0- 2	0- 0	0- 2	NEUTRAL	0- 0	0- 0	0- 0				
7- 2	0- 0	0- 0	CONFERENCE	0- 1	7- 1	7- 0				
4- 0	0- 0	0- 0	HOME	0- 0	4- 0	4- 0				
3- 2	0- 0	0- 0	AWAY	0- 1	3- 1	3- 0				
0- 0	0- 0	0- 0	NEUTRAL	0- 0	0- 0	0- 0				

RPI 1-25				RPI 26-50				RPI 51-100				RPI 101+ Team's RPI: 177			
RPI	S	Opponent	Score	RPI	S	Opponent	Score	RPI	S	Opponent	Score	RPI	S	Opponent	Score
				47	N	Southern Cal i forni a	57 78	58	A	Qui nni pi ac	56 62	163	A	Northeastern	72 78
				49	N	Purdue	47 61	87	H	Navy	70 77	174	A	Temple	77 83
								89	H	Dartmouth	51 60	187	A	Boston U.	80 52
								93	A	Seton Hal l	60 85	197	A	Si ena	53 58
												214	A	Ni agara	84 78
												222	H	Hol y Cross	85 74
												237	H	Manhattan	65 40
												245	A	Hawai i	63 70
												264	A	Ri der	80 69
												264	H	Ri der	68 67
												272	H	Fai rfi el d	71 63
												292	A	Massachusetts	88 60
												296	H	Monmouth	69 46
												322	H	Rhode Isl and	64 42
												337	A	Saint Peter's	86 53
LAST 12 Di vi si on I GAMES:															
				214	A	Ni agara	84 78	337	A	Saint Peter's	86 53				
				264	H	Ri der	68 67	296	H	Monmouth	69 46				
				197	A	Si ena	53 58	264	A	Ri der	80 69				
				272	H	Fai rfi el d	71 63	292	A	Massachusetts	88 60				
				58	A	Qui nni pi ac	56 62	174	A	Temple	77 83				
				237	H	Manhattan	65 40	187	A	Boston U.	80 52				

Non-Di v I Games:

Marist

Average RPI Win:	332	WON-LOST	WINNING	LAST 10	STRENGTH OF	OPP. STRENGTH	TEAM	ADJ.	CONF.	ADJ CONF.
Average RPI Loss:	167	RECORD	PCT. RANK	GAMES	SCHEDULE	OF SCHEDULE	RPI	RPI	RPI	RPI

DIV. I ONLY	4- 13	299	1- 7	307	222	325	325	18	18
DIV. I NON-CONF.	4- 7	226	2- 2	331	241	325	325	19	19
TOTALS	RPI 1-25	RPI 26-50	W-L RECORDS	RPI 51-100	RPI 101-999	RPI 201+			
4- 13	0- 0	0- 0	OVERALL	0- 3	4- 10	4- 4			
3- 7	0- 0	0- 0	HOME	0- 3	3- 4	3- 2			
1- 6	0- 0	0- 0	AWAY	0- 0	1- 6	1- 2			
0- 0	0- 0	0- 0	NEUTRAL	0- 0	0- 0	0- 0			
4- 7	0- 0	0- 0	NON-CONFERENCE	0- 2	4- 5	4- 1			
3- 4	0- 0	0- 0	HOME	0- 2	3- 2	3- 1			
1- 3	0- 0	0- 0	AWAY	0- 0	1- 3	1- 0			
0- 0	0- 0	0- 0	NEUTRAL	0- 0	0- 0	0- 0			
0- 6	0- 0	0- 0	CONFERENCE	0- 1	0- 5	0- 3			
0- 3	0- 0	0- 0	HOME	0- 1	0- 2	0- 1			
0- 3	0- 0	0- 0	AWAY	0- 0	0- 3	0- 2			
0- 0	0- 0	0- 0	NEUTRAL	0- 0	0- 0	0- 0			

RPI S Opponent	Score	RPI S Opponent	Score	RPI S Opponent	Score	RPI S Opponent	Score
				51 H Western Ky.	66 86	103 A Kentucky	39 69
				75 H Ohio	52 54	122 H Middle Tenn.	57 73
				80 H Penn St.	65 80	123 A Cleveland St.	76 85
						150 H Southern Ill.	59 64
						180 A Florida	69 74
						201 A Fla. Atlantic	59 79
						203 H Louisiana Tech	65 74
						273 A FIU	54 67
						284 H Appalachian St.	54 56
						290 H Morgan St.	73 68
						323 A Old Dominion	53 69
						343 A Tennessee St.	71 65
						345 H Winthrop	70 40
						348 H Longwood	90 45
LAST 12 Division I GAMES:							
122 H Middle Tenn.	57 73	343 A Tennessee St.	71 65				
51 H Western Ky.	66 86	284 H Appalachian St.	54 56				
323 A Old Dominion	53 69	180 A Florida	69 74				
203 H Louisiana Tech	65 74	290 H Morgan St.	73 68				
273 A FIU	54 67	150 H Southern Ill.	59 64				
201 A Fla. Atlantic	59 79	345 H Winthrop	70 40				

Non-Div I Games: Ky. Christian 111 38 Alice Lloyd 96 46

Marshall

Average RPI Win:	151	WON-LOST	WINNING	LAST 10	STRENGTH OF	OPP. STRENGTH	TEAM	ADJ.	CONF.	ADJ CONF.
Average RPI Loss:	21	RECORD	PCT. RANK	GAMES	SCHEDULE	OF SCHEDULE	RPI	RPI	RPI	RPI
DIV. I ONLY	18- 3	11	2- 0	79	15	25	25	3	3	
DIV. I NON-CONF.	11- 2	23	1- 0	119	31	33	33	4	4	

TOTALS	RPI 1-25	RPI 26-50	W-L RECORDS	RPI 51-100	RPI 101-999	RPI 201+				
18- 3	2- 2	1- 1	OVERALL	5- 0	10- 0	7- 0				
10- 2	2- 1	0- 1	HOME	3- 0	5- 0	4- 0				
7- 1	0- 1	1- 0	AWAY	2- 0	4- 0	2- 0				
1- 0	0- 0	0- 0	NEUTRAL	0- 0	1- 0	1- 0				
11- 2	0- 2	1- 0	NON-CONFERENCE	3- 0	7- 0	7- 0				
6- 1	0- 1	0- 0	HOME	2- 0	4- 0	4- 0				
4- 1	0- 1	1- 0	AWAY	1- 0	2- 0	2- 0				
1- 0	0- 0	0- 0	NEUTRAL	0- 0	1- 0	1- 0				
7- 1	2- 0	0- 1	CONFERENCE	2- 0	3- 0	0- 0				
4- 1	2- 0	0- 1	HOME	1- 0	1- 0	0- 0				
3- 0	0- 0	0- 0	AWAY	1- 0	2- 0	0- 0				
0- 0	0- 0	0- 0	NEUTRAL	0- 0	0- 0	0- 0				

RPI	S	Opponent	Score	RPI	S	Opponent	Score	RPI	S	Opponent	Score	RPI	S	Opponent	Score
1	A	UConn	72 97	31	A	Virginia	60 59	67	A	Miami (FL)	79 71	165	H	Illinois	100 65
7	H	Ohio St.	99 69	41	H	Michigan St.	68 82	68	H	Albany (NY)	91 58	184	A	Northwestern	68 65
20	H	South Carolina	86 94					74	H	Indiana	74 70	193	A	Wisconsin	71 44
23	H	Iowa	80 64					80	A	Penn St.	69 65	214	H	Niagara	92 65
								99	H	George Washington	80 54	223	A	Akron	75 54
												227	H	Loyola Maryland	114 45
												241	H	Howard	111 49
												251	N	Kennesaw St.	89 35
												262	H	Mt. St. Mary's	97 57
												305	A	Coppin St.	113 49

LAST 12 Division I GAMES:															
67	A	Miami (FL)	79 71	23	H	Iowa	80 64	165	H	Illinois	100 65	227	H	Loyola Maryland	114 45
184	A	Northwestern	68 65	80	A	Penn St.	69 65	305	A	Coppin St.	113 49	99	H	George Washington	80 54
7	H	Ohio St.	99 69												
74	H	Indiana	74 70												
41	H	Michigan St.	68 82												
193	A	Wisconsin	71 44												

Non-Div I Games:

Maryland

Massachusetts

Through Games Of Jan. 26, 2018

Average RPI Win:	293	WON-LOST	WINNING	LAST 10	STRENGTH OF	OPP. STRENGTH	TEAM	ADJ.	CONF.	ADJ CONF.
Average RPI Loss:	169	RECORD	PCT. RANK	GAMES	SCHEDULE	OF SCHEDULE	RPI	RPI	RPI	RPI
DIV. I ONLY	7- 11	239	3- 7	335	269	292	292	13	13	
DIV. I NON-CONF.	6- 5	153	3- 1	345	338	292	292	10	10	

TOTALS	RPI 1-25	RPI 26-50	W-L RECORDS	RPI 51-100	RPI 101-999	RPI 201+				
7- 11	0- 0	0- 0	OVERALL	0- 2	7- 9	6- 3				
4- 4	0- 0	0- 0	HOME	0- 1	4- 3	3- 0				
2- 7	0- 0	0- 0	AWAY	0- 1	2- 6	2- 3				
1- 0	0- 0	0- 0	NEUTRAL	0- 0	1- 0	1- 0				
6- 5	0- 0	0- 0	NON-CONFERENCE	0- 0	6- 5	5- 2				
3- 2	0- 0	0- 0	HOME	0- 0	3- 2	2- 0				
2- 3	0- 0	0- 0	AWAY	0- 0	2- 3	2- 2				
1- 0	0- 0	0- 0	NEUTRAL	0- 0	1- 0	1- 0				
1- 6	0- 0	0- 0	CONFERENCE	0- 2	1- 4	1- 1				
1- 2	0- 0	0- 0	HOME	0- 1	1- 1	1- 0				
0- 4	0- 0	0- 0	AWAY	0- 1	0- 3	0- 1				
0- 0	0- 0	0- 0	NEUTRAL	0- 0	0- 0	0- 0				

RPI 1-25				RPI 26-50				RPI 51-100				RPI 101+				Team's RPI: 292
RPI	S	Opponent	Score	RPI	S	Opponent	Score	RPI	S	Opponent	Score	RPI	S	Opponent	Score	
								54	A	Duquesne	57 60	118	A	Saint Louis	63 64	
								77	H	Fordham	51 62	129	A	North Dakota	52 82	
												144	H	Liberty	64 61	
												147	A	Davi dson	81 87	
												163	H	Northeastern	54 64	
												167	H	Saint Joseph's	79 84	
												177	H	Marist	60 88	
												236	A	St. Bonaventure	59 69	
												271	H	Towson	72 49	
												275	A	North Dakota St.	70 82	
												297	A	Incarname Word	64 45	
												306	H	VCU	79 75	
												316	A	UTRGV	59 67	
												337	H	Saint Peter's	81 65	
												347	N	Mi ssi ssi ppi Val .	85 46	
												349	A	UMass Lowell	73 63	

LAST 12 Division I GAMES:																
				147	A	Davi dson	81 87	54	A	Duquesne	57 60					
				306	H	VCU	79 75	177	H	Marist	60 88					
				118	A	Saint Louis	63 64	349	A	UMass Lowell	73 63					
				167	H	Saint Joseph's	79 84	337	H	Saint Peter's	81 65					
				236	A	St. Bonaventure	59 69	347	N	Mi ssi ssi ppi Val .	85 46					
				77	H	Fordham	51 62	316	A	UTRGV	59 67					

Non-Div I Games: Me.-Fort Kent 111 45 Fisher 121 38

Massachusetts

Loss, Non-Conf, S Site, H Home A Away N Neutral

Average RPI Win:	317	WON-LOST	WINNING	LAST 10	STRENGTH OF	OPP. STRENGTH	TEAM	ADJ.	CONF.	ADJ CONF.
Average RPI Loss:	161	RECORD	PCT. RANK	GAMES	SCHEDULE	OF SCHEDULE	RPI	RPI	RPI	RPI
DIV. I ONLY	5- 10	261	4- 6	320	200	289	289	27	27	
DIV. I NON-CONF.	1- 7	310	0- 4	142	119	290	290	26	26	

TOTALS	RPI 1-25	RPI 26-50	W-L RECORDS	RPI 51-100	RPI 101-999	RPI 201+				
5- 10	0- 2	0- 0	OVERALL	0- 0	5- 8	5- 5				
2- 5	0- 0	0- 0	HOME	0- 0	2- 5	2- 3				
3- 5	0- 2	0- 0	AWAY	0- 0	3- 3	3- 2				
0- 0	0- 0	0- 0	NEUTRAL	0- 0	0- 0	0- 0				
1- 7	0- 2	0- 0	NON-CONFERENCE	0- 0	1- 5	1- 3				
1- 2	0- 0	0- 0	HOME	0- 0	1- 2	1- 1				
0- 5	0- 2	0- 0	AWAY	0- 0	0- 3	0- 2				
0- 0	0- 0	0- 0	NEUTRAL	0- 0	0- 0	0- 0				
4- 3	0- 0	0- 0	CONFERENCE	0- 0	4- 3	4- 2				
1- 3	0- 0	0- 0	HOME	0- 0	1- 3	1- 2				
3- 0	0- 0	0- 0	AWAY	0- 0	3- 0	3- 0				
0- 0	0- 0	0- 0	NEUTRAL	0- 0	0- 0	0- 0				

RPI 1-25				RPI 26-50				RPI 51-100				RPI 101+ Team's RPI: 289			
RPI	S	Opponent	Score	RPI	S	Opponent	Score	RPI	S	Opponent	Score	RPI	S	Opponent	Score
10	A	Bayl or	34 95									108	H	Tul ane	66 70
11	A	Texas	34 100									133	A	Loui si ana	86 98
												190	H	New Orleans	64 77
												203	A	Loui si ana Tech	62 78
												219	A	SMU	59 65
												220	H	Abilene Christian	75 80
												255	H	Grambling	60 75
												263	H	Ni choll s St.	54 61
												297	A	Incarate Word	66 57
												311	A	Southeastern La.	77 65
												321	H	Northwestern St.	72 67
												324	A	Houston Baptist	86 74
												333	H	La. -Monroe	65 61

LAST 12 Division I GAMES:															
324	A	Houston Baptist	86 74	297	A	Incarate Word	66 57								
311	A	Southeastern La.	77 65	219	A	SMU	59 65								
263	H	Ni choll s St.	54 61	203	A	Loui si ana Tech	62 78								
190	H	New Orleans	64 77	10	A	Bayl or	34 95								
220	H	Abilene Christian	75 80	133	A	Loui si ana	86 98								
321	H	Northwestern St.	72 67	108	H	Tul ane	66 70								

Non-Div I Games: LSU-Alexandria 73 53 Louisiana Col. 84 46 Southern-N. O. 76 61

McNeese

Average RPI Win: **216**
 Average RPI Loss: **90**

WON-LOST
RECORD

WINNING
PCT. RANK

LAST 10
GAMES

STRENGTH OF
SCHEDULE

OPP. STRENGTH
OF SCHEDULE

TEAM
RPI

ADJ.
RPI

CONF.
RPI

ADJ CONF.
RPI

DIV. I ONLY	7- 13	256	5- 5	35	90	160	160	8	8
DIV. I NON-CONF.	5- 8	220	4- 1	91	165	212	212	7	7
TOTALS	RPI 1-25	RPI 26-50	W-L RECORDS	RPI 51-100	RPI 101-999	RPI 201+			
7- 13	0- 3	0- 2	OVERALL	1- 1	6- 7	4- 1			
5- 5	0- 1	0- 1	HOME	1- 1	4- 2	4- 0			
2- 5	0- 1	0- 0	AWAY	0- 0	2- 4	0- 1			
0- 3	0- 1	0- 1	NEUTRAL	0- 0	0- 1	0- 0			
5- 8	0- 1	0- 1	NON-CONFERENCE	1- 1	4- 5	3- 1			
4- 3	0- 0	0- 0	HOME	1- 1	3- 2	3- 0			
1- 2	0- 0	0- 0	AWAY	0- 0	1- 2	0- 1			
0- 3	0- 1	0- 1	NEUTRAL	0- 0	0- 1	0- 0			
2- 5	0- 2	0- 1	CONFERENCE	0- 0	2- 2	1- 0			
1- 2	0- 1	0- 1	HOME	0- 0	1- 0	1- 0			
1- 3	0- 1	0- 0	AWAY	0- 0	1- 2	0- 0			
0- 0	0- 0	0- 0	NEUTRAL	0- 0	0- 0	0- 0			

RPI	S	Opponent	Score	RPI	S	Opponent	Score	RPI	S	Opponent	Score	RPI	S	Opponent	Score
1	A	UConn	49 97	29	H	South Fla.	62 81	69	H	IUPUI	57 80	106	N	Kent St.	55 70
1	H	UConn	36 93	30	N	DePaul	67 81	92	H	UAB	64 62	121	A	Little Rock	57 86
7	N	Ohio St.	69 100									131	A	Vanderbilt	71 60
												139	A	Cincinnati	53 64
												150	H	Southern Ill.	56 68
												152	A	Wichita St.	61 69
												154	A	Tulsa	69 48
												165	H	Illinois	47 63
												203	A	Louisiana Tech	40 65
												244	H	East Carolina	72 36
												255	H	Grambling	57 48
												294	H	Jackson St.	64 53
												343	H	Tennessee St.	79 75
LAST 12 Division I GAMES:															
1	H	UConn	36 93	1	A	UConn	49 97	255	H	Grambling	57 48				
139	A	Cincinnati	53 64	294	H	Jackson St.	64 53	131	A	Vanderbilt	71 60				
29	H	South Fla.	62 81	92	H	UAB	64 62	92	H	UAB	64 62				
154	A	Tulsa	69 48	165	H	Illinois	47 63								
152	A	Wichita St.	61 69												
244	H	East Carolina	72 36												

Non-Div I Games:

Memphis

Average RPI Win: 217

Average RPI Loss: 33

WON-LOST
RECORDWINNING
PCT. RANKLAST 10
GAMESSTRENGTH OF
SCHEDULEOPP. STRENGTH
OF SCHEDULETEAM
RPIADJ.
RPICONF.
RPIADJ CONF.
RPIDIV. I ONLY
DIV. I NON-CONF.19- 2
13- 25
2110- 0
6- 0262
239164
18370
6870
6817
1717
17

TOTALS

RPI 1-25

RPI 26-50

W-L RECORDS

RPI 51-100

RPI 101-999

RPI 201+

19- 2

0- 1

0- 0

OVERALL

3- 1

16- 0

10- 0

8- 1

0- 1

0- 0

HOME

1- 0

7- 0

6- 0

10- 0

0- 0

0- 0

AWAY

2- 0

8- 0

3- 0

1- 1

0- 0

0- 0

NEUTRAL

0- 1

1- 0

1- 0

13- 2

0- 1

0- 0

NON-CONFERENCE

3- 1

10- 0

7- 0

6- 1

0- 1

0- 0

HOME

1- 0

5- 0

4- 0

6- 0

0- 0

0- 0

AWAY

2- 0

4- 0

2- 0

1- 1

0- 0

0- 0

NEUTRAL

0- 1

1- 0

1- 0

6- 0

0- 0

0- 0

CONFERENCE

0- 0

6- 0

3- 0

2- 0

0- 0

0- 0

HOME

0- 0

2- 0

2- 0

4- 0

0- 0

0- 0

AWAY

0- 0

4- 0

1- 0

0- 0

0- 0

0- 0

NEUTRAL

0- 0

0- 0

0- 0

RPI 1-25

RPI	S	Opponent	Score
15	H	Georgia	54 72

RPI 26-50

RPI	S	Opponent	Score
-----	---	----------	-------

RPI 51-100

Team's RPI: 70

RPI	S	Opponent	Score
51	N	Western Ky.	62 67
52	A	UCF	73 64
88	A	North Carolina	97 86
99	H	George Washington	61 44

RPI 101+

RPI	S	Opponent	Score
132	A	ETSU	85 65
147	H	Davidson	69 54
168	A	Furman	86 64
171	A	Charlotte	90 74
186	A	Samford	73 59
201	A	Fla. Atlantic	66 55
235	H	UNCG	80 57
241	H	Howard	70 44
246	A	UNC Asheville	67 56
248	A	Campbell	58 57
288	A	Wofford	71 46
306	N	VCU	70 54
309	H	Western Caro.	72 50
327	H	South Carolina St.	74 53
330	H	Ga. Southern	72 45
345	H	Winthrop	93 45

LAST 12 Division I GAMES:

132	A	ETSU	85 65	171	A	Charlotte	90 74
309	H	Western Caro.	72 50	88	A	North Carolina	97 86
235	H	UNCG	80 57	241	H	Howard	70 44
186	A	Samford	73 59	327	H	South Carolina St.	74 53
168	A	Furman	86 64	345	H	Winthrop	93 45
288	A	Wofford	71 46	246	A	UNC Asheville	67 56

Non-Div I Games:

Mercer

■ Loss,
 ■ Non-Conf,
 S Site,
 ■ Home
 ■ Away
 N Neutral

Average RPI	Win:	161	WON-LOST	WINNING	LAST 10	STRENGTH OF	OPP. STRENGTH	TEAM	ADJ.	CONF.	ADJ CONF.
Average RPI	Loss:	46	RECORD	PCT. RANK	GAMES	SCHEDULE	OF SCHEDULE	RPI	RPI	RPI	RPI
DIV. I ONLY		14- 7	78	6- 4	41	27	67	67	1	1	
DIV. I NON-CONF.		10- 3	51	4- 0	179	71	92	92	1	1	

TOTALS	RPI 1-25		RPI 26-50		W-L RECORDS	RPI 51-100		RPI 101-999		RPI 201+	
14- 7	1- 4		2- 1		OVERALL	1- 0		10- 2		5- 0	
10- 4	1- 2		2- 1		HOME	1- 0		6- 1		4- 0	
2- 3	0- 2		0- 0		AWAY	0- 0		2- 1		0- 0	
2- 0	0- 0		0- 0		NEUTRAL	0- 0		2- 0		1- 0	
10- 3	0- 1		1- 1		NON-CONFERENCE	1- 0		8- 1		5- 0	
8- 2	0- 1		1- 1		HOME	1- 0		6- 0		4- 0	
0- 1	0- 0		0- 0		AWAY	0- 0		0- 1		0- 0	
2- 0	0- 0		0- 0		NEUTRAL	0- 0		2- 0		1- 0	
4- 4	1- 3		1- 0		CONFERENCE	0- 0		2- 1		0- 0	
2- 2	1- 1		1- 0		HOME	0- 0		0- 1		0- 0	
2- 2	0- 2		0- 0		AWAY	0- 0		2- 0		0- 0	
0- 0	0- 0		0- 0		NEUTRAL	0- 0		0- 0		0- 0	

RPI 1-25				RPI 26-50				RPI 51-100 Team's RPI: 67				RPI 101+			
RPI	S	Opponent	Score	RPI	S	Opponent	Score	RPI	S	Opponent	Score	RPI	S	Opponent	Score
2	A	Notre Dame	76 83	27	H	Syracuse	72 67	72	H	Maine	80 70	103	H	Kentucky	65 54
4	A	Florida St.	67 105	39	H	St. John's (NY)	64 74					109	H	Wake Forest	50 61
5	H	Louisville	74 84	41	H	Michigan St.	67 57					112	A	Clemson	72 60
18	H	Duke	51 48									138	A	Colorado	61 67
25	H	Maryland	71 79									150	N	Southern Ill.	75 65

LAST 12 Division I GAMES:															
5	H	Louisville	74 84	2	A	Notre Dame	76 83								
183	A	Boston College	65 43	18	H	Duke	51 48								
27	H	Syracuse	72 67	202	H	Bethune-Cookman	85 39								
112	A	Clemson	72 60	150	N	Southern Ill.	75 65								
4	A	Florida St.	67 105	268	N	Sacramento St.	82 56								
109	H	Wake Forest	50 61	317	H	Alabama St.	79 31								

Non-Div I Games:

Miami (FL)

Average RPI Win:	225	WON-LOST	WINNING	LAST 10	STRENGTH OF	OPP. STRENGTH	TEAM	ADJ.	CONF.	ADJ CONF.
Average RPI Loss:	95	RECORD	PCT. RANK	GAMES	SCHEDULE	OF SCHEDULE	RPI	RPI	RPI	RPI
DIV. I ONLY	11- 8	126	5- 5	132	198	117	117	7	7	
DIV. I NON-CONF.	8- 3	65	4- 0	238	314	90	90	8	8	

TOTALS	RPI 1-25	RPI 26-50	W-L RECORDS	RPI 51-100	RPI 101-999	RPI 201+				
11- 8	0- 0	0- 4	OVERALL	1- 1	10- 3	7- 1				
7- 2	0- 0	0- 1	HOME	0- 0	7- 1	5- 1				
3- 6	0- 0	0- 3	AWAY	1- 1	2- 2	2- 0				
1- 0	0- 0	0- 0	NEUTRAL	0- 0	1- 0	0- 0				
8- 3	0- 0	0- 1	NON-CONFERENCE	1- 0	7- 2	5- 0				
5- 0	0- 0	0- 0	HOME	0- 0	5- 0	4- 0				
2- 3	0- 0	0- 1	AWAY	1- 0	1- 2	1- 0				
1- 0	0- 0	0- 0	NEUTRAL	0- 0	1- 0	0- 0				
3- 5	0- 0	0- 3	CONFERENCE	0- 1	3- 1	2- 1				
2- 2	0- 0	0- 1	HOME	0- 0	2- 1	1- 1				
1- 3	0- 0	0- 2	AWAY	0- 1	1- 0	1- 0				
0- 0	0- 0	0- 0	NEUTRAL	0- 0	0- 0	0- 0				

RPI 1-25				RPI 26-50				RPI 51-100				RPI 101+				Team's RPI: 117	
RPI	S	Opponent	Score	RPI	S	Opponent	Score	RPI	S	Opponent	Score	RPI	S	Opponent	Score		
				28	A	Buffalo	67 72	69	A	IUPUI	96 83	139	A	Cincinnati	62 73		
				32	A	Ball St.	61 86	96	A	Western Mich.	70 81	146	H	Northern Ill.	67 65		
				37	H	Central Mich.	66 84					169	A	Loyola Marymount	71 84		
				49	A	Purdue	66 75					172	H	Jacksonville St.	58 55		
LAST 12 Division I GAMES:																	
				213	A	Eastern Mich.	73 69	32	A	Ball St.	61 86						
				96	A	Western Mich.	70 81	146	H	Northern Ill.	67 65						
				223	H	Akron	75 67	335	H	Florida A&M	73 33						
				213	H	Eastern Mich.	59 74	269	A	Indiana St.	68 56						
				28	A	Buffalo	67 72	172	H	Jacksonville St.	58 55						
				37	H	Central Mich.	66 84	69	A	IUPUI	96 83						

Non-Div I Games:

Average RPI Win:	145	WON-LOST	WINNING	LAST 10	STRENGTH OF	OPP. STRENGTH	TEAM	ADJ.	CONF.	ADJ CONF.
Average RPI Loss:	9	RECORD	PCT. RANK	GAMES	SCHEDULE	OF SCHEDULE	RPI	RPI	RPI	RPI

DIV. I ONLY	18- 4	25	8- 2	53	14	21	21	3	3
DIV. I NON-CONF.	11- 2	23	3- 0	130	57	42	42	4	4

TOTALS	RPI 1-25	RPI 26-50	W-L RECORDS	RPI 51-100	RPI 101-999	RPI 201+			
18- 4	2- 4	1- 0	OVERALL	5- 0	10- 0	5- 0			
12- 2	1- 2	1- 0	HOME	3- 0	7- 0	3- 0			
6- 2	1- 2	0- 0	AWAY	2- 0	3- 0	2- 0			
0- 0	0- 0	0- 0	NEUTRAL	0- 0	0- 0	0- 0			
11- 2	1- 2	0- 0	NON-CONFERENCE	2- 0	8- 0	5- 0			
8- 1	1- 1	0- 0	HOME	1- 0	6- 0	3- 0			
3- 1	0- 1	0- 0	AWAY	1- 0	2- 0	2- 0			
0- 0	0- 0	0- 0	NEUTRAL	0- 0	0- 0	0- 0			
7- 2	1- 2	1- 0	CONFERENCE	3- 0	2- 0	0- 0			
4- 1	0- 1	1- 0	HOME	2- 0	1- 0	0- 0			
3- 1	1- 1	0- 0	AWAY	1- 0	1- 0	0- 0			
0- 0	0- 0	0- 0	NEUTRAL	0- 0	0- 0	0- 0			

RPI 1-25				Team's RPI: 21				RPI 26-50				RPI 51-100				RPI 101+			
RPI	S	Opponent	Score	RPI	S	Opponent	Score	RPI	S	Opponent	Score	RPI	S	Opponent	Score	RPI	S	Opponent	Score
2	H	Notre Dame	63 83	41	H	Michigan St.	74 48	56	A	Nebraska	69 64	106	H	Kent St.	54 41				
5	A	Louisville	49 74					74	H	Indiana	84 79	144	H	Liberty	74 50				
7	A	Ohio St.	84 75					75	A	Ohio	74 61	164	H	Oakland	78 69				
7	H	Ohio St.	71 78					80	H	Penn St.	89 69	165	H	Illinois	86 42				
19	H	Marquette	82 76					97	H	George Mason	75 61	193	A	Wisconsin	80 57				
23	A	Iowa	72 82									242	H	North Florida	79 34				
LAST 12 Division I GAMES:																			
				41	H	Michigan St.	74 48					193	A	Wisconsin	80 57				
				165	H	Illinois	86 42					23	A	Iowa	72 82				
				7	A	Ohio St.	84 75					80	H	Penn St.	89 69				
				56	A	Nebraska	69 64					303	H	Delaware St.	105 36				
				74	H	Indiana	84 79					308	H	Fort Wayne	77 45				
				7	H	Ohio St.	71 78					242	H	North Florida	79 34				

Non-Div I Games:

Michigan

Average RPI Win:	163	WON-LOST	WINNING	LAST 10	STRENGTH OF	OPP. STRENGTH	TEAM	ADJ.	CONF.	ADJ CONF.
Average RPI Loss:	32	RECORD	PCT. RANK	GAMES	SCHEDULE	OF SCHEDULE	RPI	RPI	RPI	RPI
DIV. I ONLY	14- 7	78	6- 4	44	23	41	41	3	3	
DIV. I NON-CONF.	10- 3	51	4- 0	92	43	37	37	4	4	

TOTALS	RPI 1-25	RPI 26-50	W-L RECORDS	RPI 51-100	RPI 101-999	RPI 201+				
14- 7	1- 4	1- 1	OVERALL	3- 2	9- 0	4- 0				
7- 2	0- 1	0- 0	HOME	2- 1	5- 0	2- 0				
5- 4	1- 2	0- 1	AWAY	1- 1	3- 0	1- 0				
2- 1	0- 1	1- 0	NEUTRAL	0- 0	1- 0	1- 0				
10- 3	0- 2	1- 0	NON-CONFERENCE	2- 1	7- 0	4- 0				
6- 0	0- 0	0- 0	HOME	2- 0	4- 0	2- 0				
2- 2	0- 1	0- 0	AWAY	0- 1	2- 0	1- 0				
2- 1	0- 1	1- 0	NEUTRAL	0- 0	1- 0	1- 0				
4- 4	1- 2	0- 1	CONFERENCE	1- 1	2- 0	0- 0				
1- 2	0- 1	0- 0	HOME	0- 1	1- 0	0- 0				
3- 2	1- 1	0- 1	AWAY	1- 0	1- 0	0- 0				
0- 0	0- 0	0- 0	NEUTRAL	0- 0	0- 0	0- 0				

RPI 1-25				RPI 26-50				RPI 51-100				RPI 101+			
RPI	S	Opponent	Score	RPI	S	Opponent	Score	RPI	S	Opponent	Score	RPI	S	Opponent	Score
1	N	UConn	62 96	29	N	South Fla.	83 73	58	H	Qui nni pi ac	74 55	132	A	ETSU	83 74
2	A	Notre Dame	59 90	44	A	Mi nnesota	77 83	67	A	Mi ami (FL)	57 67	141	H	Robert Morris	100 58
13	H	Rutgers	58 61					74	A	I ndi ana	68 46	164	H	Oakland	95 63
21	A	Mi chi gan	48 74					74	H	I ndi ana	65 69	165	A	I lli noi s	67 55
25	A	Maryl and	82 68					96	H	Western Mi ch.	65 62	184	H	Northwestern	81 51

Team's RPI: 41															
LAST 12 Division I GAMES:															
21	A	Mi chi gan	48 74	13	H	Rutgers	58 61	347	N	Mi ssi ssi ppi Val .	83 64	286	A	Detroit Mercy	97 60
74	H	I ndi ana	65 69	74	A	I ndi ana	68 46	29	N	South Fla.	83 73	322	H	Rhode Island	82 38
165	A	I lli noi s	67 55	58	H	Qui nni pi ac	74 55	58	H	Qui nni pi ac	74 55	347	N	Mi ssi ssi ppi Val .	83 64
25	A	Maryl and	82 68	132	A	ETSU	83 74								
44	A	Mi nnesota	77 83												
184	H	Northwestern	81 51												

Non-Div I Games:

Michigan St.

Average RPI Win:	240	WON-LOST	WINNING	LAST 10	STRENGTH OF	OPP. STRENGTH	TEAM	ADJ.	CONF.	ADJ CONF.
Average RPI Loss:	78	RECORD	PCT. RANK	GAMES	SCHEDULE	OF SCHEDULE	RPI	RPI	RPI	RPI
DIV. I ONLY	12- 8	117	6- 4	204	134	122	122	18	18	
DIV. I NON-CONF.	8- 5	111	3- 2	252	69	122	122	19	19	

TOTALS	RPI 1-25	RPI 26-50	W-L RECORDS	RPI 51-100	RPI 101-999	RPI 201+				
12- 8	0- 1	0- 1	OVERALL	0- 3	12- 3	9- 0				
6- 2	0- 0	0- 0	HOME	0- 1	6- 1	5- 0				
5- 5	0- 1	0- 0	AWAY	0- 2	5- 2	3- 0				
1- 1	0- 0	0- 1	NEUTRAL	0- 0	1- 0	1- 0				
8- 5	0- 1	0- 1	NON-CONFERENCE	0- 1	8- 2	6- 0				
5- 0	0- 0	0- 0	HOME	0- 0	5- 0	4- 0				
2- 4	0- 1	0- 0	AWAY	0- 1	2- 2	1- 0				
1- 1	0- 0	0- 1	NEUTRAL	0- 0	1- 0	1- 0				
4- 3	0- 0	0- 0	CONFERENCE	0- 2	4- 1	3- 0				
1- 2	0- 0	0- 0	HOME	0- 1	1- 1	1- 0				
3- 1	0- 0	0- 0	AWAY	0- 1	3- 0	2- 0				
0- 0	0- 0	0- 0	NEUTRAL	0- 0	0- 0	0- 0				

RPI 1-25				RPI 26-50				RPI 51-100				RPI 101+ Team's RPI: 122			
RPI	S	Opponent	Score	RPI	S	Opponent	Score	RPI	S	Opponent	Score	RPI	S	Opponent	Score
5	A	Louisville	26 80	47	N	Southern California	57 72	51	A	Western Ky.	43 57	101	A	Ole Miss	56 65
								61	A	Georgia Tech	45 48	103	H	Kentucky	62 57
								92	H	UAB	51 59	108	A	Tulane	44 62
												124	A	UTEP	54 45
												131	A	Vanderbilt	65 54
												159	H	Southern Miss.	53 61
												221	H	North Texas	56 48
												240	H	Troy	73 57
												246	A	UNC Asheville	72 57
												253	H	Lipscomb	72 48
												293	N	Canisius	55 45
												305	H	Coppin St.	69 39
												312	A	UTSA	62 47
												325	A	Marshall	73 57
												328	H	Tennessee Tech	58 44

LAST 12 Division I GAMES:															
325	A	Marshall	73 57	51	A	Western Ky.	43 57	103	H	Kentucky	62 57				
159	H	Southern Miss.	53 61	293	N	Canisius	55 45	47	N	Southern California	57 72				
221	H	North Texas	56 48	108	A	Tulane	44 62	240	H	Troy	73 57				
124	A	UTEP	54 45												
312	A	UTSA	62 47												
92	H	UAB	51 59												

Non-Div I Games:

Middle Tenn.

Average RPI	Win:	239	WON-LOST RECORD	WINNING PCT. RANK	LAST 10 GAMES	STRENGTH OF SCHEDULE	OPP. STRENGTH OF SCHEDULE	TEAM RPI	ADJ. RPI	CONF. RPI	ADJ CONF. RPI
Average RPI	Loss:	60									
DIV. I ONLY		15- 6		62	7- 3	237	155	100	100	11	11
DIV. I NON-CONF.		9- 3		61	2- 1	286	159	115	115	12	12

TOTALS	RPI 1-25		RPI 26-50		W-L RECORDS	RPI 51-100		RPI 101-999		RPI 201+	
15- 6	0- 2		0- 1		OVERALL	0- 1		15- 2		10- 0	
5- 2	0- 1		0- 0		HOME	0- 1		5- 0		4- 0	
9- 3	0- 1		0- 0		AWAY	0- 0		9- 2		5- 0	
1- 1	0- 0		0- 1		NEUTRAL	0- 0		1- 0		1- 0	
9- 3	0- 1		0- 1		NON-CONFERENCE	0- 0		9- 1		6- 0	
3- 1	0- 1		0- 0		HOME	0- 0		3- 0		3- 0	
5- 1	0- 0		0- 0		AWAY	0- 0		5- 1		2- 0	
1- 1	0- 0		0- 1		NEUTRAL	0- 0		1- 0		1- 0	
6- 3	0- 1		0- 0		CONFERENCE	0- 1		6- 1		4- 0	
2- 1	0- 0		0- 0		HOME	0- 1		2- 0		1- 0	
4- 2	0- 1		0- 0		AWAY	0- 0		4- 1		3- 0	
0- 0	0- 0		0- 0		NEUTRAL	0- 0		0- 0		0- 0	

RPI	S	Opponent	Score	RPI	S	Opponent	Score	RPI	S	Opponent	Score	RPI	S	Opponent	Score
17	A	Green Bay	29 52	46	N	Houston	59 74	69	H	IUPUI	68 70	102	A	Wright St.	51 56
19	H	Marquette	68 83									107	A	Drake	73 77
												110	A	Western Ill.	77 67
												123	H	Cleveland St.	79 72
												164	A	Oakland	74 62
												184	A	Northwestern	66 57
												193	A	Wisconsin	67 64
												215	N	CSUN	58 50
												243	H	Youngstown St.	62 61
												257	H	Illinois St.	61 59
												270	A	Northern Ky.	52 49
												275	H	North Dakota St.	74 38
												286	A	Detroit Mercy	70 61
												300	H	Loyola Chicago	63 41
												308	A	Fort Wayne	60 48
												320	A	Ill.-Chicago	76 53
												341	A	Chicago St.	84 59

Team's RPI: 100															
LAST 12 Division I GAMES:															
69	H	IUPUI	68 70	17	A	Green Bay	29 52								
286	A	Detroit Mercy	70 61	102	A	Wright St.	51 56								
164	A	Oakland	74 62	270	A	Northern Ky.	52 49								
320	A	Ill.-Chicago	76 53	341	A	Chicago St.	84 59								
243	H	Youngstown St.	62 61	19	H	Marquette	68 83								
123	H	Cleveland St.	79 72	193	A	Wisconsin	67 64								

Non-Div I Games:

Milwaukee

Average RPI	Win:	166	WON-LOST	WINNING	LAST 10	STRENGTH OF	OPP. STRENGTH	TEAM	ADJ.	CONF.	ADJ CONF.
Average RPI	Loss:	72	RECORD	PCT. RANK	GAMES	SCHEDULE	OF SCHEDULE	RPI	RPI	RPI	RPI
DIV. I ONLY		16- 5	39	7- 3	117	54	44	44	3	3	
DIV. I NON-CONF.		11- 2	23	3- 1	262	140	59	59	4	4	

TOTALS	RPI 1-25		RPI 26-50		W-L RECORDS		RPI 51-100		RPI 101-999		RPI 201+
16- 5	1- 2		1- 0		OVERALL		1- 2		13- 1		4- 0
10- 1	1- 0		1- 0		HOME		0- 1		8- 0		3- 0
5- 4	0- 2		0- 0		AWAY		1- 1		4- 1		1- 0
1- 0	0- 0		0- 0		NEUTRAL		0- 0		1- 0		0- 0
11- 2	0- 0		0- 0		NON-CONFERENCE		0- 1		11- 1		4- 0
7- 0	0- 0		0- 0		HOME		0- 0		7- 0		3- 0
3- 2	0- 0		0- 0		AWAY		0- 1		3- 1		1- 0
1- 0	0- 0		0- 0		NEUTRAL		0- 0		1- 0		0- 0
5- 3	1- 2		1- 0		CONFERENCE		1- 1		2- 0		0- 0
3- 1	1- 0		1- 0		HOME		0- 1		1- 0		0- 0
2- 2	0- 2		0- 0		AWAY		1- 0		1- 0		0- 0
0- 0	0- 0		0- 0		NEUTRAL		0- 0		0- 0		0- 0

RPI	S	Opponent	Score	RPI	S	Opponent	Score	Team's RPI: 44	RPI	S	Opponent	Score	RPI	S	Opponent	Score
7	A	Ohio St.	75 91	41	H	Michigan St.	83 77		56	H	Nebraska	74 79	109	N	Wake Forest	93 81
13	A	Rutgers	70 80						80	A	Penn St.	91 71	115	A	UNLV	79 72
23	H	Iowa	77 72						88	A	North Carolina	83 88	129	A	Georgetown	73 63
													170	H	Xavier	74 62
													175	H	Cal Poly	112 68
													179	H	Lehigh	107 73
													183	H	Boston College	78 68
													184	A	Northwestern	90 63
													193	H	Wisconsin	90 65
													196	A	San Diego	69 72
													213	H	Eastern Mich.	80 56
													239	H	UC Riverside	101 75
													306	H	VCU	108 63
													322	A	Rhode Island	82 60

LAST 12 Division I GAMES:																
23	H	Iowa	77 72	56	H	Nebraska	74 79		184	A	Northwestern	90 63				
193	H	Wisconsin	90 65	239	H	UC Riverside	101 75		175	H	Cal Poly	112 68				
13	A	Rutgers	70 80	196	A	San Diego	69 72		129	A	Georgetown	73 63				
80	A	Penn St.	91 71													
41	H	Michigan St.	83 77													
7	A	Ohio St.	75 91													

Non-Div I Games:

Minnesota

Average RPI	Win:	0	WON-LOST	WINNING	LAST 10	STRENGTH OF	OPP. STRENGTH	TEAM	ADJ.	CONF.	ADJ CONF.
Average RPI	Loss:	200	RECORD	PCT. RANK	GAMES	SCHEDULE	OF SCHEDULE	RPI	RPI	RPI	RPI
DIV. I ONLY		0- 19		346	0- 10	268		292	347	347	32
DIV. I NON-CONF.		0- 12		337	0- 5	94		200	309	309	32

TOTALS	RPI 1-25		RPI 26-50		W-L RECORDS	RPI 51-100		RPI 101-999		RPI 201+	
0- 19	0- 1		0- 1		OVERALL	0- 3		0- 14		0- 11	
0- 4	0- 0		0- 0		HOME	0- 0		0- 4		0- 4	
0- 10	0- 0		0- 0		AWAY	0- 0		0- 0		0- 0	
0- 5	0- 0		0- 1		NEUTRAL	0- 1		0- 3		0- 2	
0- 12	0- 1		0- 1		NON-CONFERENCE	0- 3		0- 7		0- 4	
0- 1	0- 0		0- 0		HOME	0- 0		0- 1		0- 1	
0- 6	0- 1		0- 0		AWAY	0- 2		0- 3		0- 1	
0- 5	0- 0		0- 1		NEUTRAL	0- 1		0- 3		0- 2	
0- 7	0- 0		0- 0		CONFERENCE	0- 0		0- 7		0- 7	
0- 3	0- 0		0- 0		HOME	0- 0		0- 3		0- 3	
0- 4	0- 0		0- 0		AWAY	0- 0		0- 4		0- 4	
0- 0	0- 0		0- 0		NEUTRAL	0- 0		0- 0		0- 0	

RPI	S	Opponent	Score	RPI	S	Opponent	Score	RPI	S	Opponent	Score	RPI	S	Opponent	Score
3	A	Mi ssi ssi ppi St.	36 112	41	N	Mi chi gan St.	64 83	51	A	Western Ky.	48 87	107	N	Drake	60 96
								57	N	Dayton	46 65	138	A	Col orado	48 85
								92	A	UAB	72 87	159	A	Southern Mi ss.	69 84
												208	H	Southern U.	54 70
												256	A	Texas Southern	39 55
												263	H	Ni chol l s St.	57 62
												276	H	Al corn	70 76
												285	A	Al abama A&M	48 65
												292	N	Massachusetts	46 85
												295	A	Prai ri e Vi ew	73 78
												301	A	Murray St.	63 64
												312	N	UTSA	55 68
												317	A	Al abama St.	41 76
												340	H	Ark. -Pi ne Bl uff	59 64

Team's RPI: 347															
LAST 12 Di vi si on I GAMES:															
295	A	Prai ri e Vi ew	73 78	340	H	Ark. -Pi ne Bl uff	59 64	3	A	Mi ssi ssi ppi St.	36 112	41	N	Mi chi gan St.	64 83
256	A	Texas Southern	39 55					57	N	Dayton	46 65	301	A	Murray St.	63 64
208	H	Southern U.	54 70					263	H	Ni chol l s St.	57 62				
276	H	Al corn	70 76												
285	A	Al abama A&M	48 65												
317	A	Al abama St.	41 76												

Non-Di v I Games:

Mi ssi ssi ppi Val .

Average RPI Win:	116	WON-LOST	WINNING	LAST 10	STRENGTH OF	OPP. STRENGTH	TEAM	ADJ.	CONF.	ADJ CONF.
Average RPI Loss:	36	RECORD	PCT. RANK	GAMES	SCHEDULE	OF SCHEDULE	RPI	RPI	RPI	RPI
DIV. I ONLY	17- 3	14	8- 2	32	24	12	12	2	2	
DIV. I NON-CONF.	12- 1	6	5- 0	68	29	11	11	2	2	

TOTALS	RPI 1-25	RPI 26-50	W-L RECORDS	RPI 51-100	RPI 101-999	RPI 201+				
17- 3	2- 1	0- 1	OVERALL	5- 1	10- 0	1- 0				
8- 1	1- 0	0- 1	HOME	2- 0	5- 0	0- 0				
5- 1	1- 1	0- 0	AWAY	1- 0	3- 0	0- 0				
4- 1	0- 0	0- 0	NEUTRAL	2- 1	2- 0	1- 0				
12- 1	1- 0	0- 0	NON-CONFERENCE	3- 1	8- 0	1- 0				
6- 0	0- 0	0- 0	HOME	1- 0	5- 0	0- 0				
2- 0	1- 0	0- 0	AWAY	0- 0	1- 0	0- 0				
4- 1	0- 0	0- 0	NEUTRAL	2- 1	2- 0	1- 0				
5- 2	1- 1	0- 1	CONFERENCE	2- 0	2- 0	0- 0				
2- 1	1- 0	0- 1	HOME	1- 0	0- 0	0- 0				
3- 1	0- 1	0- 0	AWAY	1- 0	2- 0	0- 0				
0- 0	0- 0	0- 0	NEUTRAL	0- 0	0- 0	0- 0				

RPI	S	Opponent	Score	RPI	S	Opponent	Score	RPI	S	Opponent	Score	RPI	S	Opponent	Score
15	A	Georgia	50 62	43	H	LSU	65 69	51	N	Western Ky.	76 79	101	A	Ole Miss	67 48
20	H	South Carolina	83 74					58	N	Quinnipiac	66 51	102	H	Wright St.	82 80
24	A	California	55 52					73	H	Kansas St.	73 59	118	H	Saint Louis	70 58
								74	N	Indiana	75 55	128	A	Missouri St.	69 59
								84	H	Arkansas	88 54	131	A	Vanderbilt	81 70
								85	A	Alabama	62 56	151	H	SIUE	78 48
												165	H	Illinois	72 55
												170	N	Xavier	74 48
												190	H	New Orleans	81 45
												305	N	Coppin St.	73 50

LAST 12 Division I GAMES:															
15	A	Georgia	50 62	85	A	Alabama	62 56	165	H	Illinois	72 55	170	N	Xavier	74 48
84	H	Arkansas	88 54	151	H	SIUE	78 48	118	H	Saint Louis	70 58				
101	A	Ole Miss	67 48												
131	A	Vanderbilt	81 70												
20	H	South Carolina	83 74												
43	H	LSU	65 69												

Non-Div I Games:

Missouri

Average RPI Win:	234	WON-LOST	WINNING	LAST 10	STRENGTH OF	OPP. STRENGTH	TEAM	ADJ.	CONF.	ADJ CONF.
Average RPI Loss:	86	RECORD	PCT. RANK	GAMES	SCHEDULE	OF SCHEDULE	RPI	RPI	RPI	RPI
DIV. I ONLY	10- 9	157	7- 3	118	165	128	128	24	24	
DIV. I NON-CONF.	3- 7	254	2- 1	11	59	152	152	22	22	

TOTALS	RPI 1-25	RPI 26-50	W-L RECORDS	RPI 51-100	RPI 101-999	RPI 201+				
10- 9	0- 2	0- 1	OVERALL	0- 1	10- 5	6- 0				
6- 2	0- 1	0- 0	HOME	0- 0	6- 1	2- 0				
4- 5	0- 0	0- 1	AWAY	0- 1	4- 3	4- 0				
0- 2	0- 1	0- 0	NEUTRAL	0- 0	0- 1	0- 0				
3- 7	0- 2	0- 1	NON-CONFERENCE	0- 1	3- 3	0- 0				
3- 1	0- 1	0- 0	HOME	0- 0	3- 0	0- 0				
0- 4	0- 0	0- 1	AWAY	0- 1	0- 2	0- 0				
0- 2	0- 1	0- 0	NEUTRAL	0- 0	0- 1	0- 0				
7- 2	0- 0	0- 0	CONFERENCE	0- 0	7- 2	6- 0				
3- 1	0- 0	0- 0	HOME	0- 0	3- 1	2- 0				
4- 1	0- 0	0- 0	AWAY	0- 0	4- 1	4- 0				
0- 0	0- 0	0- 0	NEUTRAL	0- 0	0- 0	0- 0				

RPI 1-25				RPI 26-50				RPI 51-100				RPI 101+				Team's RPI: 128
RPI	S	Opponent	Score	RPI	S	Opponent	Score	RPI	S	Opponent	Score	RPI	S	Opponent	Score	
10	N	Bayl or	58 100	32	A	Bal l St.	58 70	85	A	Al abama	61 65	104	N	Penn	60 65	
12	H	Mi ssouri	59 69									107	H	Drake	68 80	
												121	A	Li ttle Rock	51 63	
												150	A	Southern Ill.	69 71	
												152	A	Wi chi ta St.	58 72	
												152	H	Wi chi ta St.	94 71	
												155	H	UNI	62 52	
												184	H	Northwestern	90 59	
												185	H	Oral Roberts	76 66	
												226	A	Bradley	71 65	
												257	A	Illinois St.	56 50	
												267	H	Valparaiso	83 60	
												269	A	Indiana St.	77 63	
												300	H	Loyola Chicago	75 36	
												346	A	Evansville	95 65	

LAST 12 Division I GAMES:																
150	A	Southern Ill.	69 71	107	H	Drake	68 80									
300	H	Loyola Chicago	75 36	346	A	Evansville	95 65									
267	H	Valparaiso	83 60	269	A	Indiana St.	77 63									
226	A	Bradley	71 65	85	A	Alabama	61 65									
257	A	Illinois St.	56 50	184	H	Northwestern	90 59									
155	H	UNI	62 52	185	H	Oral Roberts	76 66									

Non-Div I Games: Central Mo. 62 36

Missouri St.

Average RPI Win:	305	WON-LOST	WINNING	LAST 10	STRENGTH OF	OPP. STRENGTH	TEAM	ADJ.	CONF.	ADJ CONF.
Average RPI Loss:	163	RECORD	PCT. RANK	GAMES	SCHEDULE	OF SCHEDULE	RPI	RPI	RPI	RPI
DIV. I ONLY	5- 14	291	3- 7	241	315	296	296	26	26	
DIV. I NON-CONF.	2- 9	295	0- 4	43	294	239	239	25	25	

TOTALS	RPI 1-25	RPI 26-50	W-L RECORDS	RPI 51-100	RPI 101-999	RPI 201+				
5- 14	0- 0	0- 0	OVERALL	0- 5	5- 9	5- 4				
3- 6	0- 0	0- 0	HOME	0- 4	3- 2	3- 1				
1- 8	0- 0	0- 0	AWAY	0- 1	1- 7	1- 3				
1- 0	0- 0	0- 0	NEUTRAL	0- 0	1- 0	1- 0				
2- 9	0- 0	0- 0	NON-CONFERENCE	0- 4	2- 5	2- 1				
1- 4	0- 0	0- 0	HOME	0- 3	1- 1	1- 0				
0- 5	0- 0	0- 0	AWAY	0- 1	0- 4	0- 1				
1- 0	0- 0	0- 0	NEUTRAL	0- 0	1- 0	1- 0				
3- 5	0- 0	0- 0	CONFERENCE	0- 1	3- 4	3- 3				
2- 2	0- 0	0- 0	HOME	0- 1	2- 1	2- 1				
1- 3	0- 0	0- 0	AWAY	0- 0	1- 3	1- 2				
0- 0	0- 0	0- 0	NEUTRAL	0- 0	0- 0	0- 0				

RPI	S	Opponent	Score	RPI	S	Opponent	Score	RPI	S	Opponent	Score	RPI	S	Opponent	Score
RPI 1-25				RPI 26-50				RPI 51-100				RPI 101+			
58	H	Qui nni pi ac	55 76	62	H	Vi rgi ni a Tech	34 84	68	H	Al bany (NY)	44 68	112	A	Cl emson	54 57
87	A	Navy	49 73	99	H	George Washi ngton	45 59	120	A	Jacksonvi lle	65 74	141	A	Robert Morris	38 56
								177	A	Marist	46 69	179	H	Lehi gh	57 75
								242	N	North Florida	67 57	260	H	Sacred Heart	69 64
								272	A	Fai rfi eld	55 61	277	A	Fai rlei gh Di cki nson	61 78
								293	H	Canis us	48 60	337	A	Saint Peter's	47 67
								337	H	Saint Peter's	51 44	342	A	Iona	62 56
								342	H	Iona	68 56				
LAST 12 Division I GAMES:															
337	A	Saint Peter's	47 67	272	A	Fai rfi eld	55 61								
342	H	Iona	68 56	177	A	Marist	46 69								
293	H	Canis us	48 60	99	H	George Washington	45 59								
58	H	Qui nni pi ac	55 76	62	H	Vi rgi ni a Tech	34 84								
342	A	Iona	62 56	277	A	Fai rlei gh Dickinson	61 78								
337	H	Saint Peter's	51 44	141	A	Robert Morris	38 56								

Non-Div I Games:

Monmouth

Average RPI Win:	247	WON-LOST	WINNING	LAST 10	STRENGTH OF	OPP. STRENGTH	TEAM	ADJ.	CONF.	ADJ CONF.
Average RPI Loss:	126	RECORD	PCT. RANK	GAMES	SCHEDULE	OF SCHEDULE	RPI	RPI	RPI	RPI
DIV. I ONLY	9- 9	172	6- 3	275	154	234	234	19	19	
DIV. I NON-CONF.	3- 7	254	1- 2	157	192	273	273	14	14	

TOTALS	RPI 1-25	RPI 26-50	W-L RECORDS	RPI 51-100	RPI 101-999	RPI 201+				
9- 9	0- 1	0- 1	OVERALL	0- 2	9- 5	6- 3				
7- 3	0- 0	0- 0	HOME	0- 1	7- 2	5- 1				
2- 4	0- 0	0- 1	AWAY	0- 1	2- 2	1- 1				
0- 2	0- 1	0- 0	NEUTRAL	0- 0	0- 1	0- 1				
3- 7	0- 1	0- 1	NON-CONFERENCE	0- 1	3- 4	2- 2				
3- 3	0- 0	0- 0	HOME	0- 1	3- 2	2- 1				
0- 2	0- 0	0- 1	AWAY	0- 0	0- 1	0- 0				
0- 2	0- 1	0- 0	NEUTRAL	0- 0	0- 1	0- 1				
6- 2	0- 0	0- 0	CONFERENCE	0- 1	6- 1	4- 1				
4- 0	0- 0	0- 0	HOME	0- 0	4- 0	3- 0				
2- 2	0- 0	0- 0	AWAY	0- 1	2- 1	1- 1				
0- 0	0- 0	0- 0	NEUTRAL	0- 0	0- 0	0- 0				

RPI 1-25				RPI 26-50				RPI 51-100				RPI 101+ Team's RPI: 234			
RPI	S	Opponent	Score	RPI	S	Opponent	Score	RPI	S	Opponent	Score	RPI	S	Opponent	Score
19	N	Marquette	68 87	48	A	Wyoming	62 67	53	A	Northern Colo.	50 68	103	H	Kentucky	54 71
								65	H	Gonzaga	55 70	113	H	SFA	60 52
												129	A	North Dakota	54 43
												136	H	Portland St.	69 53
												153	A	Fresno St.	58 61
												210	H	Seattle U	64 78
												217	A	Montana St.	64 81
												268	H	Sacramento St.	68 59
												269	N	Indiana St.	45 57
												298	H	Cal St. Fullerton	68 47
												307	A	Southern Utah	74 65
												307	H	Southern Utah	81 71
												326	H	Northern Ariz.	70 62
												336	H	Long Beach St.	67 60

LAST 12 Division I GAMES:															
307	A	Southern Utah	74 65	307	H	Southern Utah	81 71								
217	A	Montana St.	64 81	326	H	Northern Ariz.	70 62								
136	H	Portland St.	69 53	210	H	Seattle U	64 78								
268	H	Sacramento St.	68 59	153	A	Fresno St.	58 61								
53	A	Northern Colo.	50 68	113	H	SFA	60 52								
129	A	North Dakota	54 43	336	H	Long Beach St.	67 60								

Non-Div I Games: Rocky Mountain 54 38

Montana

Average RPI Win:	251	WON-LOST	WINNING	LAST 10	STRENGTH OF	OPP. STRENGTH	TEAM	ADJ.	CONF.	ADJ CONF.
Average RPI Loss:	141	RECORD	PCT. RANK	GAMES	SCHEDULE	OF SCHEDULE	RPI	RPI	RPI	RPI
DIV. I ONLY	9- 8	152	6- 4	298	170	217	217	19	19	
DIV. I NON-CONF.	4- 5	202	1- 3	206	232	183	183	14	14	

TOTALS	RPI 1-25	RPI 26-50	W-L RECORDS	RPI 51-100	RPI 101-999	RPI 201+				
9- 8	0- 0	1- 1	OVERALL	0- 1	8- 6	7- 2				
6- 1	0- 0	1- 0	HOME	0- 0	5- 1	4- 0				
2- 6	0- 0	0- 1	AWAY	0- 1	2- 4	2- 2				
1- 1	0- 0	0- 0	NEUTRAL	0- 0	1- 1	1- 0				
4- 5	0- 0	1- 1	NON-CONFERENCE	0- 0	3- 4	2- 2				
2- 0	0- 0	1- 0	HOME	0- 0	1- 0	0- 0				
1- 4	0- 0	0- 1	AWAY	0- 0	1- 3	1- 2				
1- 1	0- 0	0- 0	NEUTRAL	0- 0	1- 1	1- 0				
5- 3	0- 0	0- 0	CONFERENCE	0- 1	5- 2	5- 0				
4- 1	0- 0	0- 0	HOME	0- 0	4- 1	4- 0				
1- 2	0- 0	0- 0	AWAY	0- 1	1- 1	1- 0				
0- 0	0- 0	0- 0	NEUTRAL	0- 0	0- 0	0- 0				

RPI	S	Opponent	Score	RPI	S	Opponent	Score	RPI	S	Opponent	Score	RPI	S	Opponent	Score
47	A	Southern Cal i forni a	47 98	53	A	Northern Colo.	69 82	113	H	SFA	59 54	114	A	BYU	54 75
48	H	Wyomi ng	50 46					129	A	North Dakota	70 79	136	H	Portland St.	60 69
								162	N	Nevada	53 67	234	H	Montana	81 64
								238	A	Omaha	53 64	245	A	Hawai i	75 81
								268	H	Sacramento St.	85 50	302	N	Utah St.	64 52
								307	H	Southern Utah	91 71	326	A	Northern Ariz.	78 56
								326	H	Northern Ariz.	81 39	336	A	Long Beach St.	62 51

LAST 12 Divi s i on I GAMES:															
326	A	Northern Ariz.	78 56	326	H	Northern Ariz.	81 39	307	H	Southern Utah	91 71	114	A	BYU	54 75
234	H	Montana	81 64									113	H	SFA	59 54
268	H	Sacramento St.	85 50									245	A	Hawai i	75 81
136	H	Portland St.	60 69									162	N	Nevada	53 67
129	A	North Dakota	70 79												
53	A	Northern Colo.	69 82												

Non-Div I Games: Montana St. Billings 67 47 Providence (MT) 66 31

Montana St.

Average RPI Win:	281	WON-LOST	WINNING	LAST 10	STRENGTH OF	OPP. STRENGTH	TEAM	ADJ.	CONF.	ADJ CONF.
Average RPI Loss:	155	RECORD	PCT. RANK	GAMES	SCHEDULE	OF SCHEDULE	RPI	RPI	RPI	RPI
DIV. I ONLY	13- 7	87	6- 4	344	224	225	225	25	25	
DIV. I NON-CONF.	7- 4	102	2- 1	336	260	223	223	27	27	

TOTALS	RPI 1-25	RPI 26-50	W-L RECORDS	RPI 51-100	RPI 101-999	RPI 201+				
13- 7	0- 0	0- 1	OVERALL	0- 0	13- 6	11- 2				
4- 4	0- 0	0- 0	HOME	0- 0	4- 4	3- 2				
9- 3	0- 0	0- 0	AWAY	0- 0	9- 0	8- 0				
0- 0	0- 0	0- 0	NEUTRAL	0- 0	0- 0	0- 0				
7- 4	0- 0	0- 1	NON-CONFERENCE	0- 0	7- 3	6- 2				
2- 2	0- 0	0- 0	HOME	0- 0	2- 2	1- 2				
5- 2	0- 0	0- 1	AWAY	0- 0	5- 1	5- 0				
0- 0	0- 0	0- 0	NEUTRAL	0- 0	0- 0	0- 0				
6- 3	0- 0	0- 0	CONFERENCE	0- 0	6- 3	5- 0				
2- 2	0- 0	0- 0	HOME	0- 0	2- 2	2- 0				
4- 1	0- 0	0- 0	AWAY	0- 0	4- 1	3- 0				
0- 0	0- 0	0- 0	NEUTRAL	0- 0	0- 0	0- 0				

RPI 1-25				RPI 26-50				RPI 51-100				RPI 101+ Team's RPI: 225			
RPI	S	Opponent	Score	RPI	S	Opponent	Score	RPI	S	Opponent	Score	RPI	S	Opponent	Score
				35	A	West Virginia	56 66					103	A	Kentucky	53 86
												150	H	Southern Ill.	85 81
												151	H	SIUE	51 66
												172	A	Jacksonville St.	64 70
												172	H	Jacksonville St.	65 67
												198	A	Southeast Mo. St.	59 56
												207	H	Gardner-Webb	60 68
												224	A	UT Martin	81 76
												242	H	North Florida	56 61
												253	A	Lipscomb	75 55
												268	H	Sacramento St.	75 71
												283	A	St. Francis Brooklyn	73 59
												293	A	Canisius	76 52
												301	A	Murray St.	82 80
												328	A	Tennessee Tech	74 67
												328	H	Tennessee Tech	53 51
												339	H	Eastern Ill.	89 81
												341	A	Chicago St.	79 40
												346	A	Evansville	82 75
LAST 12 Division I GAMES:															
				301	A	Murray St.	82 80					339	H	Eastern Ill.	89 81
				328	H	Tennessee Tech	53 51					172	A	Jacksonville St.	64 70
				172	H	Jacksonville St.	65 67					328	A	Tennessee Tech	74 67
				224	A	UT Martin	81 76					35	A	West Virginia	56 66
				198	A	Southeast Mo. St.	59 56					283	A	St. Francis Brooklyn	73 59
				151	H	SIUE	51 66					293	A	Canisius	76 52

Non-Div I Games: Brescia 120 41 Ky. Christian 115 39

Morehead St.

■ Loss,
 ■ Non-Conf, S Site,
 ■ Home
 ■ Away
 N Neutral

Average RPI Win:	316	WON-LOST	WINNING	LAST 10	STRENGTH OF	OPP. STRENGTH	TEAM	ADJ.	CONF.	ADJ CONF.
Average RPI Loss:	181	RECORD	PCT. RANK	GAMES	SCHEDULE	OF SCHEDULE	RPI	RPI	RPI	RPI
DIV. I ONLY	8- 10	208	4- 6	345	288	290	290	31	31	
DIV. I NON-CONF.	5- 6	187	2- 3	271	206	208	208	31	31	

TOTALS	RPI 1-25	RPI 26-50	W-L RECORDS	RPI 51-100	RPI 101-999	RPI 201+				
8- 10	0- 1	0- 2	OVERALL	0- 1	8- 6	8- 5				
6- 1	0- 0	0- 0	HOME	0- 0	6- 1	6- 1				
2- 8	0- 0	0- 0	AWAY	0- 0	2- 0	2- 0				
0- 1	0- 1	0- 0	NEUTRAL	0- 0	0- 0	0- 0				
5- 6	0- 1	0- 2	NON-CONFERENCE	0- 1	5- 2	5- 1				
3- 0	0- 0	0- 0	HOME	0- 0	3- 0	3- 0				
2- 5	0- 0	0- 2	AWAY	0- 1	2- 2	2- 1				
0- 1	0- 1	0- 0	NEUTRAL	0- 0	0- 0	0- 0				
3- 4	0- 0	0- 0	CONFERENCE	0- 0	3- 4	3- 4				
3- 1	0- 0	0- 0	HOME	0- 0	3- 1	3- 1				
0- 3	0- 0	0- 0	AWAY	0- 0	0- 3	0- 3				
0- 0	0- 0	0- 0	NEUTRAL	0- 0	0- 0	0- 0				

RPI 1-25				RPI 26-50				RPI 51-100				RPI 101+ Team's RPI: 290			
RPI	S	Opponent	Score	RPI	S	Opponent	Score	RPI	S	Opponent	Score	RPI	S	Opponent	Score
23	N	Iowa	46 90	27	A	Syracuse	68 95	57	A	Dayton	52 88	173	A	Colorado St.	44 60
				35	A	West Virginia	41 84					230	A	N. C. A&T	60 67
												262	H	Mt. St. Mary's	75 67
												273	H	FIU	62 51
												303	H	Delaware St.	54 62
												305	A	Coppin St.	53 55
												310	H	UMES	63 50
												318	A	Central Conn. St.	61 41
												325	A	Marshall	68 73
												334	A	N. C. Central	57 60
												335	H	Florida A&M	61 56
												338	H	NJIT	55 43
												344	H	Savannah St.	73 67
												349	A	UMass Lowell	65 59
LAST 12 Division I GAMES:															
303	H	Delaware St.	54 62	310	H	UMES	63 50								
305	A	Coppin St.	53 55	349	A	UMass Lowell	65 59								
334	A	N. C. Central	57 60	173	A	Colorado St.	44 60								
230	A	N. C. A&T	60 67	35	A	West Virginia	41 84								
344	H	Savannah St.	73 67	325	A	Marshall	68 73								
335	H	Florida A&M	61 56	273	H	FIU	62 51								

Non-Div I Games: Cheyney 123 53 Lincoln (PA) 60 41

Morgan St.

Average RPI Win:	310	WON-LOST	WINNING	LAST 10	STRENGTH OF	OPP. STRENGTH	TEAM	ADJ.	CONF.	ADJ CONF.
Average RPI Loss:	173	RECORD	PCT. RANK	GAMES	SCHEDULE	OF SCHEDULE	RPI	RPI	RPI	RPI
DIV. I ONLY	6- 13	271	3- 7	326	239	301	301	25	25	
DIV. I NON-CONF.	3- 7	254	1- 1	325	205	307	307	27	27	

TOTALS	RPI 1-25	RPI 26-50	W-L RECORDS	RPI 51-100	RPI 101-999	RPI 201+				
6- 13	0- 1	0- 0	OVERALL	0- 3	6- 9	6- 5				
3- 6	0- 0	0- 0	HOME	0- 1	3- 5	3- 2				
3- 7	0- 1	0- 0	AWAY	0- 2	3- 4	3- 3				
0- 0	0- 0	0- 0	NEUTRAL	0- 0	0- 0	0- 0				
3- 7	0- 1	0- 0	NON-CONFERENCE	0- 2	3- 4	3- 3				
2- 2	0- 0	0- 0	HOME	0- 1	2- 1	2- 0				
1- 5	0- 1	0- 0	AWAY	0- 1	1- 3	1- 3				
0- 0	0- 0	0- 0	NEUTRAL	0- 0	0- 0	0- 0				
3- 6	0- 0	0- 0	CONFERENCE	0- 1	3- 5	3- 2				
1- 4	0- 0	0- 0	HOME	0- 0	1- 4	1- 2				
2- 2	0- 0	0- 0	AWAY	0- 1	2- 1	2- 0				
0- 0	0- 0	0- 0	NEUTRAL	0- 0	0- 0	0- 0				

RPI 1-25				RPI 26-50				RPI 51-100				RPI 101+ Team's RPI: 301			
RPI	S	Opponent	Score	RPI	S	Opponent	Score	RPI	S	Opponent	Score	RPI	S	Opponent	Score
5	A	Louisville	51 115					82	A	Belmont	65 70	132	H	ETSU	68 96
								85	A	Alabama	47 68	151	H	SIUE	70 75
								91	H	Butler	59 88	172	A	Jacksonville St.	65 97
												198	H	Southeast Mo. St.	74 85
												224	H	UT Martin	80 97
												225	H	Morehead St.	80 82
												235	A	UNCG	63 52
												253	A	Lipscomb	64 65
												270	H	Northern Ky.	98 87
												285	A	Alabama A&M	54 71
												328	A	Tennessee Tech	72 63
												339	H	Eastern Ill.	72 61
												343	A	Tennessee St.	85 73
												346	A	Evansville	81 89
												347	H	Mississippi Val.	64 63

LAST 12 Division I GAMES:															
225	H	Morehead St.	80 82	198	H	Southeast Mo. St.	74 85								
343	A	Tennessee St.	85 73	151	H	SIUE	70 75								
82	A	Belmont	65 70	339	H	Eastern Ill.	72 61								
328	A	Tennessee Tech	72 63	85	A	Alabama	47 68								
172	A	Jacksonville St.	65 97	347	H	Mississippi Val.	64 63								
224	H	UT Martin	80 97	235	A	UNCG	63 52								

Non-Div I Games: Bethel (TN) 81 76

Murray St.

Average RPI Win: 297

Average RPI Loss: 91

WON-LOST
RECORDWINNING
PCT. RANKLAST 10
GAMESSTRENGTH OF
SCHEDULEOPP. STRENGTH
OF SCHEDULETEAM
RPIADJ.
RPICONF.
RPIADJ CONF.
RPIDIV. I ONLY
DIV. I NON-CONF.8- 7
3- 7151
2546- 2
1- 4311
233148
68230
281230
28131
3131
31

TOTALS

RPI 1-25

RPI 26-50

W-L RECORDS

RPI 51-100

RPI 101-999

RPI 201+

8- 7

0- 1

0- 0

OVERALL

0- 4

8- 2

8- 1

5- 2

0- 1

0- 0

HOME

0- 1

5- 0

5- 0

3- 3

0- 0

0- 0

AWAY

0- 1

3- 2

3- 1

0- 2

0- 0

0- 0

NEUTRAL

0- 2

0- 0

0- 0

3- 7

0- 1

0- 0

NON-CONFERENCE

0- 4

3- 2

3- 1

3- 2

0- 1

0- 0

HOME

0- 1

3- 0

3- 0

0- 3

0- 0

0- 0

AWAY

0- 1

0- 2

0- 1

0- 2

0- 0

0- 0

NEUTRAL

0- 2

0- 0

0- 0

5- 0

0- 0

0- 0

CONFERENCE

0- 0

5- 0

5- 0

2- 0

0- 0

0- 0

HOME

0- 0

2- 0

2- 0

3- 0

0- 0

0- 0

AWAY

0- 0

3- 0

3- 0

0- 0

0- 0

0- 0

NEUTRAL

0- 0

0- 0

0- 0

RPI 1-25

RPI 26-50

RPI 51-100

RPI 101+

Team's RPI: 230

RPI	S	Opponent	Score
15	H	Georgia	63 73

RPI	S	Opponent	Score
-----	---	----------	-------

RPI	S	Opponent	Score
54	N	Duquesne	60 73
75	A	Ohio	65 72
79	N	Harvard	60 64
83	H	Elon	59 90

RPI	S	Opponent	Score
105	A	Auburn	53 63
224	A	UT Martin	63 76
241	A	Howard	76 68
284	H	Appalachian St.	81 56
290	H	Morgan St.	67 60
303	A	Delaware St.	66 48
305	H	Coppin St.	64 63
309	H	Western Caro.	68 59
310	A	UMES	57 45
330	H	Ga. Southern	60 49

LAST 12 Division I GAMES:

241	A	Howard	76 68	309	H	Western Caro.	68 59
310	A	UMES	57 45	15	H	Georgia	63 73
305	H	Coppin St.	64 63	224	A	UT Martin	63 76
290	H	Morgan St.	67 60	79	N	Harvard	60 64
303	A	Delaware St.	66 48	54	N	Duquesne	60 73
75	A	Ohio	65 72	284	H	Appalachian St.	81 56

Non-Div I Games:

Saint Augustine's 94 42

St. Andrews 90 40

N. C. A&T

Average RPI Win:	312	WON-LOST	WINNING	LAST 10	STRENGTH OF	OPP. STRENGTH	TEAM	ADJ.	CONF.	ADJ CONF.
Average RPI Loss:	220	RECORD	PCT. RANK	GAMES	SCHEDULE	OF SCHEDULE	RPI	RPI	RPI	RPI
DIV. I ONLY	4- 14	301	3- 7	337	310	334	334	31	31	
DIV. I NON-CONF.	1- 11	331	0- 6	315	295	347	347	31	31	

TOTALS	RPI 1-25	RPI 26-50	W-L RECORDS	RPI 51-100	RPI 101-999	RPI 201+				
4- 14	0- 0	0- 1	OVERALL	0- 1	4- 12	4- 9				
3- 3	0- 0	0- 1	HOME	0- 0	3- 2	3- 1				
1- 11	0- 0	0- 0	AWAY	0- 1	1- 10	1- 8				
0- 0	0- 0	0- 0	NEUTRAL	0- 0	0- 0	0- 0				
1- 11	0- 0	0- 1	NON-CONFERENCE	0- 1	1- 9	1- 7				
1- 2	0- 0	0- 1	HOME	0- 0	1- 1	1- 1				
0- 9	0- 0	0- 0	AWAY	0- 1	0- 8	0- 6				
0- 0	0- 0	0- 0	NEUTRAL	0- 0	0- 0	0- 0				
3- 3	0- 0	0- 0	CONFERENCE	0- 0	3- 3	3- 2				
2- 1	0- 0	0- 0	HOME	0- 0	2- 1	2- 0				
1- 2	0- 0	0- 0	AWAY	0- 0	1- 2	1- 2				
0- 0	0- 0	0- 0	NEUTRAL	0- 0	0- 0	0- 0				

RPI 1-25				RPI 26-50				RPI 51-100				RPI 101+ Team's RPI: 334			
RPI	S	Opponent	Score	RPI	S	Opponent	Score	RPI	S	Opponent	Score	RPI	S	Opponent	Score
				40	H	Oregon St.	44 97	83	A	Elon	50 78	127	A	Iowa St.	58 99
												173	A	Colorado St.	48 85
												199	H	Norfolk St.	60 75
												241	A	Howard	54 69
												244	A	East Carolina	61 73
												248	H	Campbell	51 58
												259	A	Presbyterian	60 69
												279	A	UNCW	63 89
												281	A	Coastal Caro.	65 68
												288	A	Wofford	56 77
												290	H	Morgan St.	60 57
												303	A	Delaware St.	74 67
												304	A	USC Upstate	61 66
												305	H	Coppin St.	60 52
												310	A	UMES	73 84
												348	H	Longwood	87 75

LAST 12 Division I GAMES:															
310	A	UMES	73 84	304	A	USC Upstate	61 66								
241	A	Howard	54 69	248	H	Campbell	51 58								
290	H	Morgan St.	60 57	83	A	Elon	50 78								
305	H	Coppin St.	60 52	259	A	Presbyterian	60 69								
199	H	Norfolk St.	60 75	244	A	East Carolina	61 73								
303	A	Delaware St.	74 67	127	A	Iowa St.	58 99								

Non-Div I Games: Johnson & Wales (NC) 8 51

N. C. Central

RPI 1-25				RPI 26-50				RPI 51-100				RPI 101+			
RPI	S	Opponent	Score	RPI	S	Opponent	Score	RPI	S	Opponent	Score	RPI	S	Opponent	Score
5	H	Louisville	47 55	27	H	Syracuse	60 56	61	H	Georgia Tech	56 43	108	H	Tulane	79 55
13	A	Rutgers	53 57	31	H	Virginia	63 73	62	A	Virginia Tech	68 51	109	A	Wake Forest	82 68
18	A	Duke	56 69	33	N	South Dakota St.	67 75	83	H	Elon	70 57	120	H	Jacksonville	64 44
								85	N	Alabama	68 49	129	H	Georgetown	63 49
								88	A	North Carolina	66 53	131	A	Vanderbilt	83 72
								90	H	South Ala.	71 50	132	H	ETSU	70 58
												147	H	Davidson	73 49
												246	H	UNC Asheville	87 55
												323	A	Old Dominion	73 56
LAST 12 Division I GAMES:															
				109	A	Wake Forest	82 68	5	H	Louisville	47 55				
				88	A	North Carolina	66 53	62	A	Virginia Tech	68 51				
				27	H	Syracuse	60 56	131	A	Vanderbilt	83 72				
				61	H	Georgia Tech	56 43	83	H	Elon	70 57				
				18	A	Duke	56 69	132	H	ETSU	70 58				
				31	H	Virginia	63 73	129	H	Georgetown	63 49				

NC State

Average RPI Win:	289	WON-LOST	WINNING	LAST 10	STRENGTH OF	OPP. STRENGTH	TEAM	ADJ.	CONF.	ADJ CONF.
Average RPI Loss:	198	RECORD	PCT. RANK	GAMES	SCHEDULE	OF SCHEDULE	RPI	RPI	RPI	RPI
DIV. I ONLY	2- 17	334	2- 7	248	337	338	338	22	22	
DIV. I NON-CONF.	1- 13	336	1- 5	276	345	346	346	21	21	

TOTALS	RPI 1-25	RPI 26-50	W-L RECORDS	RPI 51-100	RPI 101-999	RPI 201+				
2- 17	0- 0	0- 2	OVERALL	0- 1	2- 14	2- 8				
2- 8	0- 0	0- 0	HOME	0- 0	2- 8	2- 6				
0- 9	0- 0	0- 2	AWAY	0- 1	0- 6	0- 2				
0- 0	0- 0	0- 0	NEUTRAL	0- 0	0- 0	0- 0				
1- 13	0- 0	0- 1	NON-CONFERENCE	0- 1	1- 11	1- 7				
1- 6	0- 0	0- 0	HOME	0- 0	1- 6	1- 5				
0- 7	0- 0	0- 1	AWAY	0- 1	0- 5	0- 2				
0- 0	0- 0	0- 0	NEUTRAL	0- 0	0- 0	0- 0				
1- 4	0- 0	0- 1	CONFERENCE	0- 0	1- 3	1- 1				
1- 2	0- 0	0- 0	HOME	0- 0	1- 2	1- 1				
0- 2	0- 0	0- 1	AWAY	0- 0	0- 1	0- 0				
0- 0	0- 0	0- 0	NEUTRAL	0- 0	0- 0	0- 0				

RPI 1-25				RPI 26-50				RPI 51-100				RPI 101+ Team's RPI: 338			
RPI	S	Opponent	Score	RPI	S	Opponent	Score	RPI	S	Opponent	Score	RPI	S	Opponent	Score
				33	A	South Dakota St.	48 92	89	A	Dartmouth	50 81	104	H	Penn	38 77
				38	A	FGCU	66 90					120	H	Jacksonville	58 88
												176	A	Binghamton	36 67
												179	A	Lehigh	50 64
												182	A	Stetson	55 73
												191	A	Army West Point	49 79
												242	H	North Florida	75 65
												250	H	LIU Brooklyn	49 67
												264	H	Rider	64 79
												265	H	Cornell	46 61
												275	A	North Dakota St.	58 105
												277	H	Fairleigh Dickinson	70 74
												290	A	Morgan St.	43 55
												304	H	USC Upstate	57 95
												336	H	Long Beach St.	73 57
												337	H	Saint Peter's	52 59

LAST 12 Division I GAMES:															
				242	H	North Florida	75 65	104	H	Penn	38 77				
				120	H	Jacksonville	58 88	336	H	Long Beach St.	73 57				
				182	A	Stetson	55 73	264	H	Rider	64 79				
				38	A	FGCU	66 90	176	A	Binghamton	36 67				
				304	H	USC Upstate	57 95	179	A	Lehigh	50 64				
				265	H	Cornell	46 61	290	A	Morgan St.	43 55				

Non-Div I Games: St. Joseph's (Brkn)106 42

NJIT

Average RPI	Win:	152	WON-LOST	WINNING	LAST 10	STRENGTH OF	OPP. STRENGTH	TEAM	ADJ.	CONF.	ADJ CONF.
Average RPI	Loss:	49	RECORD	PCT. RANK	GAMES	SCHEDULE	OF SCHEDULE	RPI	RPI	RPI	RPI
DIV. I ONLY		15- 6		62	7- 3	56	40	56	56	3	3
DIV. I NON-CONF.		9- 4		82	3- 1	187	87	118	118	4	4

TOTALS	RPI 1-25		RPI 26-50		W-L RECORDS	RPI 51-100		RPI 101-999		RPI 201+	
15- 6	2- 2		2- 2		OVERALL	1- 1		10- 1		4- 0	
7- 5	1- 2		1- 1		HOME	1- 1		4- 1		2- 0	
7- 0	1- 0		1- 0		AWAY	0- 0		5- 0		1- 0	
1- 1	0- 0		0- 1		NEUTRAL	0- 0		1- 0		1- 0	
9- 4	0- 0		0- 2		NON-CONFERENCE	1- 1		8- 1		4- 0	
5- 3	0- 0		0- 1		HOME	1- 1		4- 1		2- 0	
3- 0	0- 0		0- 0		AWAY	0- 0		3- 0		1- 0	
1- 1	0- 0		0- 1		NEUTRAL	0- 0		1- 0		1- 0	
6- 2	2- 2		2- 0		CONFERENCE	0- 0		2- 0		0- 0	
2- 2	1- 2		1- 0		HOME	0- 0		0- 0		0- 0	
4- 0	1- 0		1- 0		AWAY	0- 0		2- 0		0- 0	
0- 0	0- 0		0- 0		NEUTRAL	0- 0		0- 0		0- 0	

RPI	S	Opponent	Score	RPI	S	Opponent	Score	RPI	S	Opponent	Score	RPI	S	Opponent	Score
7	H	Ohio St.	61 73	28	N	Buffalo	72 82	76	H	Washington St.	61 73	107	A	Drake	89 84
13	A	Rutgers	52 42	44	A	Minnesota	79 74	84	H	Arkansas	80 69	112	H	Clemson	66 67
21	H	Michigan	64 69	49	H	Purdue	75 51					125	A	Kansas	66 49
23	H	Iowa	74 65	50	H	Creighton	49 64					151	H	SIUE	62 53

Team's RPI: 56															
RPI 101+															
LAST 12 Division I GAMES:															
49	H	Purdue	75 51	44	A	Minnesota	79 74	107	A	Drake	89 84	165	A	Illinois	80 72
13	A	Rutgers	52 42	7	H	Ohio St.	61 73	201	H	Fla. Atlantic	86 69	184	A	Northwestern	69 59
23	H	Iowa	74 65	76	H	Washington St.	61 73	258	A	San Jose St.	81 55	201	H	Fla. Atlantic	86 69
21	H	Michigan	64 69	201	H	Fla. Atlantic	86 69	281	N	Coastal Caro.	55 47	249	H	UMKC	80 60
165	A	Illinois	80 72	258	A	San Jose St.	81 55	340	H	Ark.-Pine Bluff	73 52	258	A	San Jose St.	81 55
184	A	Northwestern	69 59	107	A	Drake	89 84					281	N	Coastal Caro.	55 47

Non-Div I Games:

Nebraska

Average RPI	Win: 222	WON-LOST	WINNING	LAST 10	STRENGTH OF	OPP. STRENGTH	TEAM	ADJ.	CONF.	ADJ CONF.
Average RPI	Loss: 99	RECORD	PCT. RANK	GAMES	SCHEDULE	OF SCHEDULE	RPI	RPI	RPI	RPI
DIV. I ONLY	10- 8	135	5- 4	180	93	162	162	16	16	
DIV. I NON-CONF.	6- 4	122	3- 0	149	58	134	134	16	16	

TOTALS	RPI 1-25	RPI 26-50	W-L RECORDS	RPI 51-100	RPI 101-999	RPI 201+				
10- 8	0- 1	0- 3	OVERALL	0- 2	10- 2	7- 2				
7- 3	0- 1	0- 1	HOME	0- 0	7- 1	5- 1				
2- 4	0- 0	0- 1	AWAY	0- 2	2- 1	1- 1				
1- 1	0- 0	0- 1	NEUTRAL	0- 0	1- 0	1- 0				
6- 4	0- 1	0- 1	NON-CONFERENCE	0- 1	6- 1	5- 1				
4- 2	0- 1	0- 0	HOME	0- 0	4- 1	3- 1				
1- 1	0- 0	0- 0	AWAY	0- 1	1- 0	1- 0				
1- 1	0- 0	0- 1	NEUTRAL	0- 0	1- 0	1- 0				
4- 4	0- 0	0- 2	CONFERENCE	0- 1	4- 1	2- 1				
3- 1	0- 0	0- 1	HOME	0- 0	3- 0	2- 0				
1- 3	0- 0	0- 1	AWAY	0- 1	1- 1	0- 1				
0- 0	0- 0	0- 0	NEUTRAL	0- 0	0- 0	0- 0				

RPI 1-25				RPI 26-50				RPI 51-100				RPI 101+ Team's RPI: 162			
RPI	S	Opponent	Score	RPI	S	Opponent	Score	RPI	S	Opponent	Score	RPI	S	Opponent	Score
1	H	UConn	57 88	40	N	Oregon St.	49 89	66	A	New Mexico	68 72	136	H	Portland St.	67 55
				48	A	Wyomi ng	60 66	78	A	Utah	61 87	153	H	Fresno St.	90 73
				48	H	Wyomi ng	62 65					188	A	Boi se St.	72 68
												206	H	Pepperdi ne	72 77
												210	A	Seattle U	74 65
												217	N	Montana St.	67 53
												219	H	SMU	80 72
												254	H	Santa Clara	52 41
												258	H	San Jose St.	91 63
												268	H	Sacramento St.	95 68
												302	A	Utah St.	57 79
												315	H	Ai r Force	70 60

LAST 12 Division I GAMES:															
				48	H	Wyomi ng	62 65	66	A	New Mexico	68 72				
				188	A	Boi se St.	72 68	153	H	Fresno St.	90 73				
				258	H	San Jose St.	91 63	254	H	Santa Clara	52 41				
				302	A	Utah St.	57 79	210	A	Seattle U	74 65				
				315	H	Ai r Force	70 60	217	N	Montana St.	67 53				
				48	A	Wyomi ng	60 66	40	N	Oregon St.	49 89				

Non-Div I Games: Stanislaus St. 81 60

Nevada

Average RPI Win:	258	WON-LOST	WINNING	LAST 10	STRENGTH OF	OPP. STRENGTH	TEAM	ADJ.	CONF.	ADJ CONF.
Average RPI Loss:	132	RECORD	PCT. RANK	GAMES	SCHEDULE	OF SCHEDULE	RPI	RPI	RPI	RPI
DIV. I ONLY	13- 6	73	7- 3	324	207	161	161	20	20	
DIV. I NON-CONF.	8- 4	87	3- 2	332	174	175	175	23	23	

TOTALS	RPI 1-25	RPI 26-50	W-L RECORDS	RPI 51-100	RPI 101-999	RPI 201+				
13- 6	0- 0	0- 0	OVERALL	0- 3	13- 3	10- 1				
6- 1	0- 0	0- 0	HOME	0- 1	6- 0	4- 0				
6- 4	0- 0	0- 0	AWAY	0- 2	6- 2	5- 0				
1- 1	0- 0	0- 0	NEUTRAL	0- 0	1- 1	1- 1				
8- 4	0- 0	0- 0	NON-CONFERENCE	0- 1	8- 3	6- 1				
4- 0	0- 0	0- 0	HOME	0- 0	4- 0	2- 0				
3- 3	0- 0	0- 0	AWAY	0- 1	3- 2	3- 0				
1- 1	0- 0	0- 0	NEUTRAL	0- 0	1- 1	1- 1				
5- 2	0- 0	0- 0	CONFERENCE	0- 2	5- 0	4- 0				
2- 1	0- 0	0- 0	HOME	0- 1	2- 0	2- 0				
3- 1	0- 0	0- 0	AWAY	0- 1	3- 0	2- 0				
0- 0	0- 0	0- 0	NEUTRAL	0- 0	0- 0	0- 0				

RPI 1-25				RPI 26-50				RPI 51-100				RPI 101+				Team's RPI: 161
RPI	S	Opponent	Score	RPI	S	Opponent	Score	RPI	S	Opponent	Score	RPI	S	Opponent	Score	
								68	A	Albany (NY)	53 66	163	H	Northeastern	65 50	
								72	H	Maine	46 56	170	A	Xavier	66 71	
								89	A	Dartmouth	49 57	176	A	Binghamton	63 61	
												183	A	Boston College	55 64	
												187	H	Boston U.	72 57	
												212	N	La Salle	51 59	
												233	A	Stony Brook	51 50	
												237	H	Manhattan	68 55	
												260	A	Sacred Heart	74 47	
												265	H	Cornell	48 45	
												272	N	Fairfield	71 61	
												282	A	Bryant	74 65	
												291	A	Vermont	52 49	
												314	A	Wagner	65 53	
												329	H	UMBC	56 51	
												349	H	UMass Lowell	66 45	

LAST 12 Division I GAMES:																
				72	H	Maine	46 56	329	H	UMBC	56 51					
				233	A	Stony Brook	51 50	265	H	Cornell	48 45					
				291	A	Vermont	52 49	260	A	Sacred Heart	74 47					
				349	H	UMass Lowell	66 45	183	A	Boston College	55 64					
				176	A	Binghamton	63 61	237	H	Manhattan	68 55					
				68	A	Albany (NY)	53 66	89	A	Dartmouth	49 57					

Non-Div I Games: Colby-Sawyer 64 40

New Hampshire

■ Loss,
 ■ Non-Conf,
 ■ S Site,
 ■ Home
 ■ Away
 N Neutral

Average RPI Win:	263	WON-LOST	WINNING	LAST 10	STRENGTH OF	OPP. STRENGTH	TEAM	ADJ.	CONF.	ADJ CONF.
Average RPI Loss:	158	RECORD	PCT. RANK	GAMES	SCHEDULE	OF SCHEDULE	RPI	RPI	RPI	RPI
DIV. I ONLY	8- 9	199	6- 3	287	260	247	247	30	30	
DIV. I NON-CONF.	4- 8	239	3- 3	242	204	260	260	30	30	

TOTALS	RPI 1-25	RPI 26-50	W-L RECORDS	RPI 51-100	RPI 101-999	RPI 201+				
8- 9	0- 0	0- 0	OVERALL	0- 4	8- 5	7- 4				
5- 3	0- 0	0- 0	HOME	0- 2	5- 1	4- 1				
3- 3	0- 0	0- 0	AWAY	0- 1	3- 2	3- 2				
0- 3	0- 0	0- 0	NEUTRAL	0- 1	0- 2	0- 1				
4- 8	0- 0	0- 0	NON-CONFERENCE	0- 4	4- 4	3- 3				
2- 3	0- 0	0- 0	HOME	0- 2	2- 1	1- 1				
2- 2	0- 0	0- 0	AWAY	0- 1	2- 1	2- 1				
0- 3	0- 0	0- 0	NEUTRAL	0- 1	0- 2	0- 1				
4- 1	0- 0	0- 0	CONFERENCE	0- 0	4- 1	4- 1				
3- 0	0- 0	0- 0	HOME	0- 0	3- 0	3- 0				
1- 1	0- 0	0- 0	AWAY	0- 0	1- 1	1- 1				
0- 0	0- 0	0- 0	NEUTRAL	0- 0	0- 0	0- 0				

RPI 1-25				RPI 26-50				RPI 51-100				RPI 101+				Team's RPI: 247
RPI	S	Opponent	Score	RPI	S	Opponent	Score	RPI	S	Opponent	Score	RPI	S	Opponent	Score	
								66	A	New Mexico	75 86	124	H	UTEP	76 68	
								66	H	New Mexico	93 101	163	N	Northeastern	64 65	
								84	N	Arkansas	60 69	205	H	UC Santa Barbara	47 77	
								96	H	Western Mich.	55 64	206	A	Pepperdine	86 64	
												210	A	Seattle U	59 69	
												256	N	Texas Southern	50 66	
												261	H	CSU Bakersfield	56 48	
												266	H	A&M-Corpus Christi	70 61	
												274	H	Grand Canyon	64 60	
												280	A	Arizona	44 83	
												299	A	Utah Valley	82 72	
												336	A	Long Beach St.	72 63	
												341	H	Chicago St.	74 59	

LAST 12 Division I GAMES:																
				299	A	Utah Valley	82 72	336	A	Long Beach St.	72 63					
				210	A	Seattle U	59 69	163	N	Northeastern	64 65					
				261	H	CSU Bakersfield	56 48	206	A	Pepperdine	86 64					
				274	H	Grand Canyon	64 60	280	A	Arizona	44 83					
				341	H	Chicago St.	74 59	124	H	UTEP	76 68					
				205	H	UC Santa Barbara	47 77	66	H	New Mexico	93 101					

Non-Div I Games: Tex. Permian Basin 85 58 Western N.M. 89 60

New Mexico St.

■ Loss,
■ Non-Conf,
■ S Site,
■ H Home
■ A Away
N Neutral

Average RPI Win:	266	WON-LOST	WINNING	LAST 10	STRENGTH OF	OPP. STRENGTH	TEAM	ADJ.	CONF.	ADJ CONF.
Average RPI Loss:	110	RECORD	PCT. RANK	GAMES	SCHEDULE	OF SCHEDULE	RPI	RPI	RPI	RPI
DIV. I ONLY	9- 10	193	7- 3	164	239	190	190	27	27	
DIV. I NON-CONF.	3- 7	254	2- 0	66	133	193	193	26	26	

TOTALS	RPI 1-25	RPI 26-50	W-L RECORDS	RPI 51-100	RPI 101-999	RPI 201+				
9- 10	0- 1	0- 1	OVERALL	1- 2	8- 6	8- 1				
6- 3	0- 0	0- 1	HOME	0- 0	6- 2	6- 0				
3- 7	0- 0	0- 0	AWAY	1- 0	2- 1	2- 0				
0- 0	0- 0	0- 0	NEUTRAL	0- 0	0- 0	0- 0				
3- 7	0- 1	0- 1	NON-CONFERENCE	0- 2	3- 3	3- 0				
2- 2	0- 0	0- 1	HOME	0- 0	2- 1	2- 0				
1- 5	0- 1	0- 0	AWAY	0- 2	1- 2	1- 0				
0- 0	0- 0	0- 0	NEUTRAL	0- 0	0- 0	0- 0				
6- 3	0- 0	0- 0	CONFERENCE	1- 0	5- 3	5- 1				
4- 1	0- 0	0- 0	HOME	0- 0	4- 1	4- 0				
2- 2	0- 0	0- 0	AWAY	1- 0	1- 2	1- 1				
0- 0	0- 0	0- 0	NEUTRAL	0- 0	0- 0	0- 0				

RPI 1-25				RPI 26-50				RPI 51-100				RPI 101+ Team's RPI: 190			
RPI	S	Opponent	Score	RPI	S	Opponent	Score	RPI	S	Opponent	Score	RPI	S	Opponent	Score
12	A	Missouri	45 81	46	H	Houston	66 78	67	A	Miami (FL)	46 76	108	A	Tulane	56 79
								90	A	South Ala.	45 67	113	H	SFA	67 74
								95	A	Central Ark.	52 48	133	A	Louisiana	57 66
												137	A	Lamar University	77 100
												172	H	Jacksonville St.	54 59
												215	H	CSUN	76 73
												220	A	Abilene Christian	70 80
												256	H	Texas Southern	72 69
												266	H	A&M-Corpus Christi	66 49
												289	A	McNeese	77 64
												297	H	Incarinate Word	52 50
												321	H	Northwestern St.	81 63
												324	H	Houston Baptist	70 52
												333	A	La. -Monroe	89 51

LAST 12 Division I GAMES:															
321	H	Northwestern St.	81 63	137	A	Lamar University	77 100								
297	H	Incarinate Word	52 50	324	H	Houston Baptist	70 52								
95	A	Central Ark.	52 48	220	A	Abilene Christian	70 80								
266	H	A&M-Corpus Christi	66 49	256	H	Texas Southern	72 69								
113	H	SFA	67 74	333	A	La. -Monroe	89 51								
289	A	McNeese	77 64	108	A	Tulane	56 79								

Non-Div I Games: Xavier (LA) 85 50

New Orleans

■ Loss,
 ■ Non-Conf,
 ■ S Site,
 ■ Home
 ■ Away
 N Neutral

Average RPI	Win:	227	WON-LOST	WINNING	LAST 10	STRENGTH OF	OPP. STRENGTH	TEAM	ADJ.	CONF.	ADJ CONF.
Average RPI	Loss:	150	RECORD	PCT. RANK	GAMES	SCHEDULE	OF SCHEDULE	RPI	RPI	RPI	RPI
DIV. I ONLY		8- 12	237	6- 4	160	216	214	214	26	26	
DIV. I NON-CONF.		3- 8	268	2- 1	58	148	201	201	25	25	

TOTALS	RPI 1-25		RPI 26-50		W-L RECORDS	RPI 51-100	RPI 101-999		RPI 201+		
8- 12	0- 1		1- 1		OVERALL	0- 1	7- 9		5- 3		
4- 4	0- 0		1- 1		HOME	0- 0	3- 3		2- 0		
3- 7	0- 1		0- 0		AWAY	0- 1	3- 5		2- 3		
1- 1	0- 0		0- 0		NEUTRAL	0- 0	1- 1		1- 0		
3- 8	0- 1		1- 1		NON-CONFERENCE	0- 0	2- 6		2- 1		
1- 3	0- 0		1- 1		HOME	0- 0	0- 2		0- 0		
1- 4	0- 1		0- 0		AWAY	0- 0	1- 3		1- 1		
1- 1	0- 0		0- 0		NEUTRAL	0- 0	1- 1		1- 0		
5- 4	0- 0		0- 0		CONFERENCE	0- 1	5- 3		3- 2		
3- 1	0- 0		0- 0		HOME	0- 0	3- 1		2- 0		
2- 3	0- 0		0- 0		AWAY	0- 1	2- 2		1- 2		
0- 0	0- 0		0- 0		NEUTRAL	0- 0	0- 0		0- 0		

RPI	S	Opponent	Score	RPI	S	Opponent	Score	RPI	S	Opponent	Score	RPI	S	Opponent	Score
25	A	Maryland	65 92	28	H	Buffalo	75 62	58	A	Quinnipiac	61 77	123	H	Cleveland St.	61 70
				42	H	Drexel	65 66					133	N	Louisiana	52 68
												140	A	Hartford	65 83
												164	A	Oakland	59 67
												167	H	Saint Joseph's	69 93
												177	H	Marist	78 84
												197	A	Siena	73 68
												197	H	Siena	65 50
												203	N	Louisiana Tech	73 67
												236	A	St. Bonaventure	58 76
												237	H	Manhattan	65 64
												264	A	Rider	58 65
												272	A	Fairfield	53 59
												278	A	Colgate	81 44
												337	A	Saint Peter's	87 52
												342	H	Iona	73 59

Team's RPI: 214															
LAST 12 Division I GAMES:															
177	H	Marist	78 84	58	A	Quinnipiac	61 77	272	A	Fairfield	53 59				
337	A	Saint Peter's	87 52	342	H	Iona	73 59	278	A	Colgate	81 44				
264	A	Rider	58 65	28	H	Buffalo	75 62	42	H	Drexel	65 66				
197	H	Siena	65 50												
237	H	Manhattan	65 64												
197	A	Siena	73 68												

Non-Div I Games:

Niagara

Average RPI Win:	315	WON-LOST	WINNING	LAST 10	STRENGTH OF	OPP. STRENGTH	TEAM	ADJ.	CONF.	ADJ CONF.
Average RPI Loss:	150	RECORD	PCT. RANK	GAMES	SCHEDULE	OF SCHEDULE	RPI	RPI	RPI	RPI
DIV. I ONLY	5- 11	274	3- 7	269	316	263	263	27	27	
DIV. I NON-CONF.	2- 6	280	2- 2	148	288	235	235	26	26	

TOTALS	RPI 1-25	RPI 26-50	W-L RECORDS	RPI 51-100	RPI 101-999	RPI 201+				
5- 11	0- 1	0- 1	OVERALL	0- 1	5- 8	5- 4				
0- 5	0- 1	0- 0	HOME	0- 1	0- 3	0- 0				
5- 5	0- 0	0- 1	AWAY	0- 0	5- 4	5- 3				
0- 1	0- 0	0- 0	NEUTRAL	0- 0	0- 1	0- 1				
2- 6	0- 1	0- 1	NON-CONFERENCE	0- 0	2- 4	2- 2				
0- 2	0- 1	0- 0	HOME	0- 0	0- 1	0- 0				
2- 3	0- 0	0- 1	AWAY	0- 0	2- 2	2- 1				
0- 1	0- 0	0- 0	NEUTRAL	0- 0	0- 1	0- 1				
3- 5	0- 0	0- 0	CONFERENCE	0- 1	3- 4	3- 2				
0- 3	0- 0	0- 0	HOME	0- 1	0- 2	0- 0				
3- 2	0- 0	0- 0	AWAY	0- 0	3- 2	3- 2				
0- 0	0- 0	0- 0	NEUTRAL	0- 0	0- 0	0- 0				

RPI 1-25				RPI 26-50				RPI 51-100				RPI 101+				Team's RPI: 263
RPI	S	Opponent	Score	RPI	S	Opponent	Score	RPI	S	Opponent	Score	RPI	S	Opponent	Score	
10	H	Baylor	43 85	43	A	LSU	50 65	95	H	Central Ark.	48 69	113	H	SFA	73 86	
												120	H	Jacksonville	61 69	
												127	A	Iowa St.	47 75	
												137	H	Lamar University	61 76	
												219	A	SMU	61 68	
												226	N	Bradley	65 75	
												266	A	A&M-Corpus Christi	55 76	
												289	A	McNeese	61 54	
												294	A	Jackson St.	90 64	
												297	A	Incarnate Word	62 64	
												321	A	Northwestern St.	79 63	
												324	A	Houston Baptist	73 61	
												347	A	Mississippi Val.	62 57	

LAST 12 Division I GAMES:																
137	H	Lamar University	61 76	297	A	Incarnate Word	62 64									
266	A	A&M-Corpus Christi	55 76	321	A	Northwestern St.	79 63									
95	H	Central Ark.	48 69	127	A	Iowa St.	47 75									
289	A	McNeese	61 54	10	H	Baylor	43 85									
324	A	Houston Baptist	73 61	347	A	Mississippi Val.	62 57									
113	H	SFA	73 86	294	A	Jackson St.	90 64									

Non-Div I Games: Spring Hill 78 70 Evangel 72 55 Southern-N. O. 83 45

Nicholls St.

Average RPI Win:	286	WON-LOST	WINNING	LAST 10	STRENGTH OF	OPP. STRENGTH	TEAM	ADJ.	CONF.	ADJ CONF.
Average RPI Loss:	161	RECORD	PCT. RANK	GAMES	SCHEDULE	OF SCHEDULE	RPI	RPI	RPI	RPI
DIV. I ONLY	11- 5	70	9- 1	333	344	199	199	31	31	
DIV. I NON-CONF.	7- 5	132	6- 2	268	333	190	190	31	31	

TOTALS	RPI 1-25	RPI 26-50	W-L RECORDS	RPI 51-100	RPI 101-999	RPI 201+				
11- 5	0- 0	0- 0	OVERALL	0- 1	11- 4	10- 2				
3- 2	0- 0	0- 0	HOME	0- 0	3- 2	3- 1				
7- 2	0- 0	0- 0	AWAY	0- 1	7- 1	6- 1				
1- 1	0- 0	0- 0	NEUTRAL	0- 0	1- 1	1- 0				
7- 5	0- 0	0- 0	NON-CONFERENCE	0- 1	7- 4	6- 2				
2- 2	0- 0	0- 0	HOME	0- 0	2- 2	2- 1				
4- 2	0- 0	0- 0	AWAY	0- 1	4- 1	3- 1				
1- 1	0- 0	0- 0	NEUTRAL	0- 0	1- 1	1- 0				
4- 0	0- 0	0- 0	CONFERENCE	0- 0	4- 0	4- 0				
1- 0	0- 0	0- 0	HOME	0- 0	1- 0	1- 0				
3- 0	0- 0	0- 0	AWAY	0- 0	3- 0	3- 0				
0- 0	0- 0	0- 0	NEUTRAL	0- 0	0- 0	0- 0				

RPI 1-25				RPI 26-50				RPI 51-100				RPI 101+				Team's RPI: 199
RPI	S	Opponent	Score	RPI	S	Opponent	Score	RPI	S	Opponent	Score	RPI	S	Opponent	Score	
								87	A	Navy	51	70				
												119	H	High Point	56	59
												126	N	Bowling Green	50	59
												149	A	William & Mary	80	74
												227	H	Loyola Maryland	58	61
												235	H	UNCG	64	63
												244	A	East Carolina	46	51
												248	A	Campbell	53	27
												271	H	Towson	86	76
												283	N	St. Francis Brooklyn	52	51
												305	H	Coppin St.	71	57
												306	A	VCU	66	52
												327	A	South Carolina St.	71	67
												334	A	N.C. Central	75	60
												344	A	Savannah St.	78	58
												348	A	Longwood	64	45

LAST 12 Division I GAMES:																
344	A	Savannah St.	78	58	248	A	Campbell	53	27	235	H	UNCG	64	63		
327	A	South Carolina St.	71	67	271	H	Towson	86	76	244	A	East Carolina	46	51		
334	A	N.C. Central	75	60	119	H	High Point	56	59							
305	H	Coppin St.	71	57	283	N	St. Francis Brooklyn	52	51							
348	A	Longwood	64	45												
149	A	William & Mary	80	74												

Non-Div I Games:

Norfolk St.

Average RPI Win:	164	WON-LOST	WINNING	LAST 10	STRENGTH OF	OPP. STRENGTH	TEAM	ADJ.	CONF.	ADJ CONF.
Average RPI Loss:	84	RECORD	PCT. RANK	GAMES	SCHEDULE	OF SCHEDULE	RPI	RPI	RPI	RPI
DIV. I ONLY	14- 7	78	5- 5	62	85	88	88	1	1	
DIV. I NON-CONF.	10- 3	51	3- 1	113	258	106	106	1	1	

TOTALS	RPI 1-25	RPI 26-50	W-L RECORDS	RPI 51-100	RPI 101-999	RPI 201+				
14- 7	1- 2	1- 1	OVERALL	0- 2	12- 2	5- 0				
11- 4	1- 1	1- 0	HOME	0- 2	9- 1	4- 0				
1- 3	0- 1	0- 1	AWAY	0- 0	1- 1	0- 0				
2- 0	0- 0	0- 0	NEUTRAL	0- 0	2- 0	1- 0				
10- 3	0- 0	1- 0	NON-CONFERENCE	0- 2	9- 1	5- 0				
8- 3	0- 0	1- 0	HOME	0- 2	7- 1	4- 0				
0- 0	0- 0	0- 0	AWAY	0- 0	0- 0	0- 0				
2- 0	0- 0	0- 0	NEUTRAL	0- 0	2- 0	1- 0				
4- 4	1- 2	0- 1	CONFERENCE	0- 0	3- 1	0- 0				
3- 1	1- 1	0- 0	HOME	0- 0	2- 0	0- 0				
1- 3	0- 1	0- 1	AWAY	0- 0	1- 1	0- 0				
0- 0	0- 0	0- 0	NEUTRAL	0- 0	0- 0	0- 0				

RPI 1-25				RPI 26-50				RPI 51-100				Team's RPI : 88				RPI 101+			
RPI	S	Opponent	Score	RPI	S	Opponent	Score	RPI	S	Opponent	Score	RPI	S	Opponent	Score	RPI	S	Opponent	Score
4	A	Florida St.	65 103	31	A	Vi rgi ni a	70 82	70	H	Mercer	86 97	109	A	Wake Forest	79 76				
16	H	NC State	53 66	44	H	Mi nnesota	88 83	90	H	South Al a.	84 85	112	H	Cl emson	59 52				
18	H	Duke	92 86									135	N	Washi ngton	90 78				
												138	H	Col orado	87 80				
												140	H	Hartford	90 70				
												148	H	Pi ttsburgh	68 67				
												168	H	Furman	84 56				
												183	A	Boston Col lege	64 77				
												192	H	Hampton	66 70				
												204	H	Radford	79 46				
												255	N	Grambl i ng	79 63				
												259	H	Presbyteri an	91 56				
												279	H	UNCW	86 60				
												284	H	Appal achi an St.	56 43				
LAST 12 Di vi si on I GAMES:																			
31	A	Vi rgi ni a	70 82	183	A	Boston Col lege	64 77												
18	H	Duke	92 86	4	A	Fl ori da St.	65 103												
16	H	NC State	53 66	70	H	Mercer	86 97												
109	A	Wake Forest	79 76	255	N	Grambl i ng	79 63												
112	H	Cl emson	59 52	135	N	Washi ngton	90 78												
148	H	Pi ttsburgh	68 67	168	H	Furman	84 56												

Non-Div I Games:

North Carolina

North Dakota				Through Games of Sat. 20, 2010							
Average RPI		Win: 207	WON-LOST RECORD	WINNING PCT. RANK	LAST 10 GAMES	STRENGTH OF SCHEDULE	OPP. STRENGTH OF SCHEDULE	TEAM RPI	ADJ. RPI	CONF. RPI	ADJ CONF. RPI
DIV. I ONLY			8- 9	199	3- 6	68	223	129	129	19	19
DIV. I NON-CONF.			5- 4	146	1- 1	70	180	71	71	14	14

TOTALS		RPI 1-25		RPI 26-50	W-L RECORDS	RPI 51-100		RPI 101-999		RPI 201+	
8- 9		0- 1		0- 2	OVERALL	1- 1		7- 5		5- 2	
6- 1		0- 0		0- 0	HOME	1- 0		5- 1		4- 1	
1- 8		0- 1		0- 2	AWAY	0- 1		1- 4		1- 1	
1- 0		0- 0		0- 0	NEUTRAL	0- 0		1- 0		0- 0	
5- 4		0- 1		0- 2	NON-CONFERENCE	0- 1		5- 0		3- 0	
3- 0		0- 0		0- 0	HOME	0- 0		3- 0		2- 0	
1- 4		0- 1		0- 2	AWAY	0- 1		1- 0		1- 0	
1- 0		0- 0		0- 0	NEUTRAL	0- 0		1- 0		0- 0	
3- 5		0- 0		0- 0	CONFERENCE	1- 0		2- 5		2- 2	
3- 1		0- 0		0- 0	HOME	1- 0		2- 1		2- 1	
0- 4		0- 0		0- 0	AWAY	0- 0		0- 4		0- 1	
0- 0		0- 0		0- 0	NEUTRAL	0- 0		0- 0		0- 0	

RPI 1-25				RPI 26-50				RPI 51-100				RPI 101+ Team's RPI: 129			
RPI	S	Opponent	Score	RPI	S	Opponent	Score	RPI	S	Opponent	Score	RPI	S	Opponent	Score
10	A	Baylor	43 105	33	A	South Dakota St.	52 66	53	H	Northern Colo.	78 70	137	N	Lamar University	73 70
				40	A	Oregon St.	55 65	81	A	South Dakota	71 76	142	A	Weber St.	69 80
												145	A	Idaho St.	46 57
												155	H	UNI	80 72
												181	A	Idaho	75 80
												211	A	Eastern Wash.	70 74
												211	H	Eastern Wash.	81 79
												217	H	Montana St.	79 70
												234	H	Montana	43 54
												275	H	North Dakota St.	79 68
												292	H	Massachusetts	82 52
												312	A	UTSA	60 47

LAST 12 Division I GAMES:															
211	H	Eastern Wash.	81 79	211	A	Eastern Wash.	70 74	181	A	Idaho	75 80				
53	H	Northern Colo.	78 70	81	A	South Dakota	71 76	275	H	North Dakota St.	79 68				
142	A	Weber St.	69 80	10	A	Baylor	43 105	155	H	UNI	80 72				
145	A	Idaho St.	46 57												
217	H	Montana St.	79 70												
234	H	Montana	43 54												

Non-Div I Games: Mayville St. 82 54 Southwest Minn. St. 85 62

North Dakota

Average RPI Win:	308	WON-LOST	WINNING	LAST 10	STRENGTH OF	OPP. STRENGTH	TEAM	ADJ.	CONF.	ADJ CONF.
Average RPI Loss:	148	RECORD	PCT. RANK	GAMES	SCHEDULE	OF SCHEDULE	RPI	RPI	RPI	RPI
DIV. I ONLY	5- 12	281	2- 7	232	244	275	275	14	14	
DIV. I NON-CONF.	4- 7	226	1- 4	281	289	272	272	15	15	
<hr/>										
TOTALS	RPI 1-25	RPI 26-50	W-L RECORDS	RPI 51-100	RPI 101-999	RPI 201+				
5- 12	0- 0	0- 1	OVERALL	0- 4	5- 7	5- 2				
3- 3	0- 0	0- 0	HOME	0- 1	3- 2	3- 1				
1- 8	0- 0	0- 1	AWAY	0- 2	1- 5	1- 1				
1- 1	0- 0	0- 0	NEUTRAL	0- 1	1- 0	1- 0				
4- 7	0- 0	0- 0	NON-CONFERENCE	0- 3	4- 4	4- 1				
2- 2	0- 0	0- 0	HOME	0- 0	2- 2	2- 1				
1- 4	0- 0	0- 0	AWAY	0- 2	1- 2	1- 0				
1- 1	0- 0	0- 0	NEUTRAL	0- 1	1- 0	1- 0				
1- 5	0- 0	0- 1	CONFERENCE	0- 1	1- 3	1- 1				
1- 1	0- 0	0- 0	HOME	0- 1	1- 0	1- 0				
0- 4	0- 0	0- 1	AWAY	0- 0	0- 3	0- 1				
0- 0	0- 0	0- 0	NEUTRAL	0- 0	0- 0	0- 0				

RPI 1-25				RPI 26-50				RPI 51-100				RPI 101+				Team's RPI: 275
RPI	S	Opponent	Score	RPI	S	Opponent	Score	RPI	S	Opponent	Score	RPI	S	Opponent	Score	
				33	A	South Dakota St.	63 83	81	H	South Dakota	67 82	129	A	North Dakota	68 79	
								87	A	Navy	54 67	138	A	Colorado	59 108	
								95	N	Central Ark.	45 68	175	H	Cal Poly	69 73	
								100	A	Milwaukee	38 74	185	A	Oral Roberts	48 71	
												200	A	Denver	79 98	
												238	A	Omaha	67 80	
												273	A	FIU	71 68	
												292	H	Massachusetts	82 70	
												308	H	Fort Wayne	72 56	
												316	H	UTRGV	79 82	
												329	N	UMBC	67 53	
												338	H	NJIT	105 58	
<hr/>																
LAST 12 Division I GAMES:																
				238	A	Omaha	67 80	95	N	Central Ark.	45 68					
				308	H	Fort Wayne	72 56	273	A	FIU	71 68					
				200	A	Denver	79 98	175	H	Cal Poly	69 73					
				185	A	Oral Roberts	48 71	129	A	North Dakota	68 79					
				33	A	South Dakota St.	63 83	316	H	UTRGV	79 82					
				81	H	South Dakota	67 82	100	A	Milwaukee	38 74					

Non-Div I Games: Valley City St. 67 58 Mayville St. 87 43 Dakota St. 97 42

North Dakota St.

Average RPI Win:	265	WON-LOST	WINNING	LAST 10	STRENGTH OF	OPP. STRENGTH	TEAM	ADJ.	CONF.	ADJ CONF.
Average RPI Loss:	166	RECORD	PCT. RANK	GAMES	SCHEDULE	OF SCHEDULE	RPI	RPI	RPI	RPI
DIV. I ONLY	6- 11	254	3- 6	216	243	242	242	22	22	
DIV. I NON-CONF.	4- 8	239	2- 4	89	249	178	178	21	21	

TOTALS	RPI 1-25	RPI 26-50	W-L RECORDS	RPI 51-100	RPI 101-999	RPI 201+				
6- 11	0- 3	0- 1	OVERALL	0- 0	6- 7	6- 5				
3- 3	0- 0	0- 0	HOME	0- 0	3- 3	3- 2				
3- 7	0- 3	0- 1	AWAY	0- 0	3- 3	3- 2				
0- 1	0- 0	0- 0	NEUTRAL	0- 0	0- 1	0- 1				
4- 8	0- 3	0- 1	NON-CONFERENCE	0- 0	4- 4	4- 3				
2- 1	0- 0	0- 0	HOME	0- 0	2- 1	2- 1				
2- 6	0- 3	0- 1	AWAY	0- 0	2- 2	2- 1				
0- 1	0- 0	0- 0	NEUTRAL	0- 0	0- 1	0- 1				
2- 3	0- 0	0- 0	CONFERENCE	0- 0	2- 3	2- 2				
1- 2	0- 0	0- 0	HOME	0- 0	1- 2	1- 1				
1- 1	0- 0	0- 0	AWAY	0- 0	1- 1	1- 1				
0- 0	0- 0	0- 0	NEUTRAL	0- 0	0- 0	0- 0				

RPI 1-25				RPI 26-50				RPI 51-100				RPI 101+ Team's RPI: 242			
RPI	S	Opponent	Score	RPI	S	Opponent	Score	RPI	S	Opponent	Score	RPI	S	Opponent	Score
4	A	Florida St.	51 109	35	A	West Virginia	59 87					120	H	Jacksonville	48 66
15	A	Georgia	37 75									201	A	Fla. Atlantic	75 83
21	A	Michigan	34 79									202	H	Bethune-Cookman	70 63
												225	A	Morehead St.	61 56
												251	H	Kennesaw St.	77 72
												252	H	Col. of Charleston	69 73
												253	H	Lipscomb	69 73
												270	H	Northern Ky.	58 50
												288	A	Wofford	57 69
												296	N	Monmouth	57 67
												304	A	USC Upstate	65 61
												335	A	Florida A&M	77 68
												338	A	NJIT	65 75

LAST 12 Division I GAMES:															
338	A	NJIT	65 75	15	A	Georgia	37 75								
304	A	USC Upstate	65 61	270	H	Northern Ky.	58 50								
253	H	Lipscomb	69 73	252	H	Col. of Charleston	69 73								
251	H	Kennesaw St.	77 72	21	A	Michigan	34 79								
120	H	Jacksonville	48 66	335	A	Florida A&M	77 68								
288	A	Wofford	57 69	201	A	Fla. Atlantic	75 83								

Non-Div I Games: Warner 74 38 Edward Waters 73 47 Webber Int'l 81 53

North Florida

Average RPI Win:	248	WON-LOST	WINNING	LAST 10	STRENGTH OF	OPP. STRENGTH	TEAM	ADJ.	CONF.	ADJ CONF.
Average RPI Loss:	131	RECORD	PCT. RANK	GAMES	SCHEDULE	OF SCHEDULE	RPI	RPI	RPI	RPI
DIV. I ONLY	8- 8	172	3- 6	260	161	221	221	18	18	
DIV. I NON-CONF.	6- 3	87	2- 2	340	73	226	226	19	19	

TOTALS	RPI 1-25	RPI 26-50	W-L RECORDS	RPI 51-100	RPI 101-999	RPI 201+				
8- 8	0- 0	0- 0	OVERALL	0- 4	8- 4	6- 2				
5- 3	0- 0	0- 0	HOME	0- 2	5- 1	3- 0				
1- 5	0- 0	0- 0	AWAY	0- 2	1- 3	1- 2				
2- 0	0- 0	0- 0	NEUTRAL	0- 0	2- 0	2- 0				
6- 3	0- 0	0- 0	NON-CONFERENCE	0- 2	6- 1	5- 1				
3- 1	0- 0	0- 0	HOME	0- 1	3- 0	2- 0				
1- 2	0- 0	0- 0	AWAY	0- 1	1- 1	1- 1				
2- 0	0- 0	0- 0	NEUTRAL	0- 0	2- 0	2- 0				
2- 5	0- 0	0- 0	CONFERENCE	0- 2	2- 3	1- 1				
2- 2	0- 0	0- 0	HOME	0- 1	2- 1	1- 0				
0- 3	0- 0	0- 0	AWAY	0- 1	0- 2	0- 1				
0- 0	0- 0	0- 0	NEUTRAL	0- 0	0- 0	0- 0				

RPI 1-25				RPI 26-50				RPI 51-100				RPI 101+				Team's RPI: 221
RPI	S	Opponent	Score	RPI	S	Opponent	Score	RPI	S	Opponent	Score	RPI	S	Opponent	Score	
								51	H	Western Ky.	65 79	111	H	Rice	49 50	
								73	H	Kansas St.	54 55	122	A	Middle Tenn.	48 56	
								74	A	Indiana	63 68	154	H	Tulsa	66 43	
								92	A	UAB	52 68	171	H	Charlotte	73 68	
												203	A	Louisiana Tech	53 61	
												212	H	La Salle	70 44	
												219	H	SMU	47 40	
												281	N	Coastal Caro.	50 34	
												286	N	Detroit Mercy	63 57	
												320	A	Ill. -Chicago	67 70	
												323	H	Old Dominion	63 46	
												339	A	Eastern Ill.	63 61	

LAST 12 Division I GAMES:																
								51	H	Western Ky.	65 79	203	A	Louisiana Tech	53 61	
								92	A	UAB	52 68	339	A	Eastern Ill.	63 61	
								122	A	Middle Tenn.	48 56	320	A	Ill. -Chicago	67 70	
								171	H	Charlotte	73 68	212	H	La Salle	70 44	
								323	H	Old Dominion	63 46	74	A	Indiana	63 68	
								111	H	Rice	49 50	154	H	Tulsa	66 43	

Non-Div I Games: Mid-Amer. Christian 86 52 Tex. A&M Int'l 64 38 Okla. Panhandle 63 41

North Texas

Average RPI Win:	235	WON-LOST	WINNING	LAST 10	STRENGTH OF	OPP. STRENGTH	TEAM	ADJ.	CONF.	ADJ CONF.
Average RPI Loss:	126	RECORD	PCT. RANK	GAMES	SCHEDULE	OF SCHEDULE	RPI	RPI	RPI	RPI
DIV. I ONLY	10- 9	157	6- 4	154	225	163	163	10	10	
DIV. I NON-CONF.	5- 6	187	2- 2	227	296	225	225	13	13	

TOTALS	RPI 1-25	RPI 26-50	W-L RECORDS	RPI 51-100	RPI 101-999	RPI 201+				
10- 9	0- 0	0- 2	OVERALL	0- 3	10- 4	7- 1				
4- 4	0- 0	0- 1	HOME	0- 2	4- 1	2- 0				
5- 3	0- 0	0- 0	AWAY	0- 1	5- 2	4- 0				
1- 2	0- 0	0- 1	NEUTRAL	0- 0	1- 1	1- 1				
5- 6	0- 0	0- 1	NON-CONFERENCE	0- 1	5- 4	4- 1				
2- 2	0- 0	0- 0	HOME	0- 1	2- 1	1- 0				
2- 2	0- 0	0- 0	AWAY	0- 0	2- 2	2- 0				
1- 2	0- 0	0- 1	NEUTRAL	0- 0	1- 1	1- 1				
5- 3	0- 0	0- 1	CONFERENCE	0- 2	5- 0	3- 0				
2- 2	0- 0	0- 1	HOME	0- 1	2- 0	1- 0				
3- 1	0- 0	0- 0	AWAY	0- 1	3- 0	2- 0				
0- 0	0- 0	0- 0	NEUTRAL	0- 0	0- 0	0- 0				

RPI 1-25				RPI 26-50				RPI 51-100				RPI 101+ Team's RPI: 163			
RPI	S	Opponent	Score	RPI	S	Opponent	Score	RPI	S	Opponent	Score	RPI	S	Opponent	Score
				42	H	Drexel	58 69	79	H	Harvard	69 79	116	A	Delaware	64 53
				46	N	Houston	64 72	83	A	Elon	71 78	149	H	William & Mary	64 46
								86	H	James Madison	57 60	161	A	New Hampshire	50 65
												177	H	Marist	78 72
												187	A	Boston U.	73 74
												195	H	Providence	95 98
												247	N	New Mexico St.	65 64
												252	H	Col. of Charleston	59 37
												257	N	Illinois St.	55 65
												271	A	Towson	70 61
												272	H	Fairfield	63 43
												279	A	UNCW	54 47
												291	A	Vermont	71 66
												292	A	Massachusetts	64 54
LAST 12 Division I GAMES:															
				116	A	Delaware	64 53	86	H	James Madison	57 60				
				149	H	William & Mary	64 46	271	A	Towson	70 61				
				42	H	Drexel	58 69	257	N	Illinois St.	55 65				
				252	H	Col. of Charleston	59 37	247	N	New Mexico St.	65 64				
				83	A	Elon	71 78	291	A	Vermont	71 66				
				279	A	UNCW	54 47	79	H	Harvard	69 79				

Non-Div I Games:

Northeastern

Average RPI Win: 203

Average RPI Loss: 212

WON-LOST
RECORDWINNING
PCT. RANKLAST 10
GAMESSTRENGTH OF
SCHEDULEOPP. STRENGTH
OF SCHEDULETEAM
RPIADJ.
RPICONF.
RPIADJ CONF.
RPI

DIV. I ONLY	3- 15	314	1- 9	244	333	326	326	19	19
DIV. I NON-CONF.	2- 8	290	0- 4	255	327	327	327	14	14

TOTALS	RPI 1-25	RPI 26-50	W-L RECORDS	RPI 51-100	RPI 101-999	RPI 201+			
3- 15	0- 0	0- 0	OVERALL	0- 0	3- 15	1- 10			
2- 7	0- 0	0- 0	HOME	0- 0	2- 7	1- 4			
0- 8	0- 0	0- 0	AWAY	0- 0	0- 8	0- 6			
1- 0	0- 0	0- 0	NEUTRAL	0- 0	1- 0	0- 0			
2- 8	0- 0	0- 0	NON-CONFERENCE	0- 0	2- 8	1- 5			
1- 4	0- 0	0- 0	HOME	0- 0	1- 4	1- 2			
0- 4	0- 0	0- 0	AWAY	0- 0	0- 4	0- 3			
1- 0	0- 0	0- 0	NEUTRAL	0- 0	1- 0	0- 0			
1- 7	0- 0	0- 0	CONFERENCE	0- 0	1- 7	0- 5			
1- 3	0- 0	0- 0	HOME	0- 0	1- 3	0- 2			
0- 4	0- 0	0- 0	AWAY	0- 0	0- 4	0- 3			
0- 0	0- 0	0- 0	NEUTRAL	0- 0	0- 0	0- 0			

RPI 1-25				RPI 26-50				RPI 51-100				RPI 101+ Team's RPI: 326			
RPI	S	Opponent	Score	RPI	S	Opponent	Score	RPI	S	Opponent	Score	RPI	S	Opponent	Score
												111	H	Rice	83 88
												142	H	Weber St.	76 75
												145	H	Idaho St.	55 75
												175	H	Cal Poly	73 89
												181	A	Idaho	68 83
												188	N	Boise St.	62 60
												200	A	Denver	73 80
												205	H	UC Santa Barbara	93 96
												211	A	Eastern Wash.	62 82
												215	A	CSUN	69 78
												217	A	Montana St.	39 81
												217	H	Montana St.	56 78
												234	A	Montana	62 70
												243	A	Youngstown St.	67 69
												245	A	Hawai i	68 84
												274	H	Grand Canyon	54 72
												280	H	Arizona	84 66
												307	H	Southern Utah	57 60

LAST 12 Division I GAMES:															
				217	H	Montana St.	56 78	217	A	Montana St.	39 81				
				181	A	Idaho	68 83	234	A	Montana	62 70				
				211	A	Eastern Wash.	62 82	215	A	CSUN	69 78				
				307	H	Southern Utah	57 60	243	A	Youngstown St.	67 69				
				145	H	Idaho St.	55 75	274	H	Grand Canyon	54 72				
				142	H	Weber St.	76 75	175	H	Cal Poly	73 89				

Non-Div I Games: Antelope Valley 104 49

Northern Ariz.

Average RPI Win:	160	WON-LOST	WINNING	LAST 10	STRENGTH OF	OPP. STRENGTH	TEAM	ADJ.	CONF.	ADJ CONF.
Average RPI Loss:	127	RECORD	PCT. RANK	GAMES	SCHEDULE	OF SCHEDULE	RPI	RPI	RPI	RPI
DIV. I ONLY	13- 6	73	7- 3	58	184	53	53	19	19	
DIV. I NON-CONF.	8- 3	65	3- 1	42	114	32	32	14	14	

TOTALS	RPI 1-25	RPI 26-50	W-L RECORDS	RPI 51-100	RPI 101-999	RPI 201+				
13- 6	0- 0	2- 0	OVERALL	0- 2	11- 4	4- 0				
6- 2	0- 0	1- 0	HOME	0- 0	5- 2	2- 0				
6- 4	0- 0	1- 0	AWAY	0- 2	5- 2	2- 0				
1- 0	0- 0	0- 0	NEUTRAL	0- 0	1- 0	0- 0				
8- 3	0- 0	2- 0	NON-CONFERENCE	0- 2	6- 1	1- 0				
4- 1	0- 0	1- 0	HOME	0- 0	3- 1	0- 0				
3- 2	0- 0	1- 0	AWAY	0- 2	2- 0	1- 0				
1- 0	0- 0	0- 0	NEUTRAL	0- 0	1- 0	0- 0				
5- 3	0- 0	0- 0	CONFERENCE	0- 0	5- 3	3- 0				
2- 1	0- 0	0- 0	HOME	0- 0	2- 1	2- 0				
3- 2	0- 0	0- 0	AWAY	0- 0	3- 2	1- 0				
0- 0	0- 0	0- 0	NEUTRAL	0- 0	0- 0	0- 0				

RPI S Opponent	Score	RPI S Opponent	Score	RPI S Opponent	Score	RPI S Opponent	Score
30 A DePaul	94 88	58 A Qui nni pi ac	49 60	114 H BYU	79 74	129 A North Dakota	70 78
43 H LSU	58 50	77 A Fordham	33 48	142 A Weber St.	73 82	144 N Liberty	65 57
				145 A Idaho St.	63 57	156 H San Franci sco	73 60
				158 H Paci fi c	80 55	173 H Col orado St.	44 55
				181 A Idaho	78 72	181 H Idaho	71 79
				200 A Denver	71 63	211 A Eastern Wash.	70 65
				217 H Montana St.	82 69	234 H Montana	68 50
				249 A UMKC	88 73		
LAST 12 Division I GAMES:							
181 H Idaho	71 79	181 A Idaho	78 72	211 A Eastern Wash.	70 65		
129 A North Dakota	70 78	144 N Liberty	65 57				
145 A Idaho St.	63 57	249 A UMKC	88 73				
142 A Weber St.	73 82	173 H Col orado St.	44 55				
234 H Montana	68 50	158 H Paci fi c	80 55				
217 H Montana St.	82 69						

Non-Div I Games:

Northern Colo.

Average RPI Win:	218	WON-LOST	WINNING	LAST 10	STRENGTH OF	OPP. STRENGTH	TEAM	ADJ.	CONF.	ADJ CONF.
Average RPI Loss:	92	RECORD	PCT. RANK	GAMES	SCHEDULE	OF SCHEDULE	RPI	RPI	RPI	RPI
DIV. I ONLY	10- 9	157	3- 7	173	135	146	146	7	7	
DIV. I NON-CONF.	8- 3	65	3- 1	312	238	139	139	8	8	

TOTALS	RPI 1-25	RPI 26-50	W-L RECORDS	RPI 51-100	RPI 101-999	RPI 201+				
10- 9	0- 1	1- 1	OVERALL	0- 4	9- 3	6- 1				
5- 2	0- 0	1- 1	HOME	0- 0	4- 1	2- 1				
4- 5	0- 0	0- 0	AWAY	0- 1	4- 0	3- 0				
1- 2	0- 0	0- 0	NEUTRAL	0- 1	1- 1	1- 0				
8- 3	0- 1	0- 0	NON-CONFERENCE	0- 1	8- 1	6- 0				
3- 0	0- 0	0- 0	HOME	0- 0	3- 0	2- 0				
4- 1	0- 1	0- 0	AWAY	0- 0	4- 0	3- 0				
1- 2	0- 0	0- 0	NEUTRAL	0- 1	1- 1	1- 0				
2- 6	0- 0	1- 1	CONFERENCE	0- 3	1- 2	0- 1				
2- 2	0- 0	1- 1	HOME	0- 0	1- 1	0- 1				
0- 4	0- 0	0- 0	AWAY	0- 3	0- 1	0- 0				
0- 0	0- 0	0- 0	NEUTRAL	0- 0	0- 0	0- 0				

RPI 1-25				RPI 26-50				RPI 51-100				RPI 101+ Team's RPI: 146			
RPI	S	Opponent	Score	RPI	S	Opponent	Score	RPI	S	Opponent	Score	RPI	S	Opponent	Score
23	A	Iowa	80 105	28	H	Buffalo	86 84	64	A	Toledo	60 63	106	H	Kent St.	81 79
				37	H	Central Mich.	78 81	68	N	Albany (NY)	91 97	110	H	Western Ill.	96 94
								75	A	Ohio	75 77	117	A	Miami (OH)	65 67
								96	A	Western Mich.	83 88	137	N	Lamar University	80 90
												151	A	SIUE	86 75
												213	H	Eastern Mich.	76 83
												226	H	Bradley	76 52
												268	N	Sacramento St.	84 75
												300	H	Loyola Chicago	80 71
												312	A	UTSA	69 55
												339	A	Eastern Ill.	93 64
												341	A	Chicago St.	80 59
LAST 12 Division I GAMES:															
75	A	Ohio	75 77	106	H	Kent St.	81 79	64	A	Toledo	60 63	106	H	Kent St.	81 79
213	H	Eastern Mich.	76 83	117	A	Miami (OH)	65 67	68	N	Albany (NY)	91 97	117	A	Miami (OH)	65 67
37	H	Central Mich.	78 81	268	N	Sacramento St.	84 75	75	A	Ohio	75 77	68	N	Albany (NY)	91 97
64	A	Toledo	60 63	151	A	SIUE	86 75	96	A	Western Mich.	83 88	268	N	Sacramento St.	84 75
96	A	Western Mich.	83 88	300	H	Loyola Chicago	80 71					151	A	SIUE	86 75
28	H	Buffalo	86 84					300	H	Loyola Chicago	80 71	300	H	Loyola Chicago	80 71

Non-Div I Games:

Northern Ill.

Average RPI Win:	189	WON-LOST	WINNING	LAST 10	STRENGTH OF	OPP. STRENGTH	TEAM	ADJ.	CONF.	ADJ CONF.
Average RPI Loss:	164	RECORD	PCT. RANK	GAMES	SCHEDULE	OF SCHEDULE	RPI	RPI	RPI	RPI
DIV. I ONLY	4- 15	303	4- 6	136	226	270	270	11	11	
DIV. I NON-CONF.	1- 9	318	1- 2	190	306	305	305	12	12	

TOTALS	RPI 1-25	RPI 26-50	W-L RECORDS	RPI 51-100	RPI 101-999	RPI 201+				
4- 15	1- 0	0- 0	OVERALL	0- 3	3- 12	2- 5				
2- 8	1- 0	0- 0	HOME	0- 3	1- 5	1- 1				
2- 6	0- 0	0- 0	AWAY	0- 0	2- 6	1- 4				
0- 1	0- 0	0- 0	NEUTRAL	0- 0	0- 1	0- 0				
1- 9	0- 0	0- 0	NON-CONFERENCE	0- 1	1- 8	0- 4				
0- 4	0- 0	0- 0	HOME	0- 1	0- 3	0- 1				
1- 4	0- 0	0- 0	AWAY	0- 0	1- 4	0- 3				
0- 1	0- 0	0- 0	NEUTRAL	0- 0	0- 1	0- 0				
3- 6	1- 0	0- 0	CONFERENCE	0- 2	2- 4	2- 1				
2- 4	1- 0	0- 0	HOME	0- 2	1- 2	1- 0				
1- 2	0- 0	0- 0	AWAY	0- 0	1- 2	1- 1				
0- 0	0- 0	0- 0	NEUTRAL	0- 0	0- 0	0- 0				

RPI 1-25				RPI 26-50				RPI 51-100				RPI 101+ Team's RPI: 270			
RPI	S	Opponent	Score	RPI	S	Opponent	Score	RPI	S	Opponent	Score	RPI	S	Opponent	Score
17	H	Green Bay	62 54					69	H	IUPUI	35 71	102	H	Wright St.	63 68
								74	H	Indiana	56 67	106	H	Kent St.	54 59
								100	H	Milwaukee	49 52	120	N	Jacksonville	49 61
												123	H	Cleveland St.	65 70
												132	A	ETSU	57 45
												141	H	Robert Morris	50 59
												164	A	Oakland	53 79
												182	A	Stetson	56 67
												232	H	Austin Peay	52 53
												242	A	North Florida	50 58
												243	A	Youngstown St.	51 54
												257	A	Illinois St.	37 49
												286	A	Detroit Mercy	78 67
												301	A	Murray St.	87 98
												320	H	Ill. -Chi cago	61 53
LAST 12 Division I GAMES:															
243	A	Youngstown St.	51 54	286	A	Detroit Mercy	78 67								
320	H	Ill. -Chi cago	61 53	17	H	Green Bay	62 54								
69	H	IUPUI	35 71	100	H	Milwaukee	49 52								
123	H	Cleveland St.	65 70	132	A	ETSU	57 45								
102	H	Wright St.	63 68	120	N	Jacksonville	49 61								
164	A	Oakland	53 79	242	A	North Florida	50 58								

Non-Div I Games: Oakland City 103 25

Northern Ky.

Average RPI	Win: 224	WON-LOST	WINNING	LAST 10	STRENGTH OF	OPP. STRENGTH	TEAM	ADJ.	CONF.	ADJ CONF.
Average RPI	Loss: 72	RECORD	PCT. RANK	GAMES	SCHEDULE	OF SCHEDULE	RPI	RPI	RPI	RPI
DIV. I ONLY	9- 13	235	3- 7	111	72	184	184	3	3	
DIV. I NON-CONF.	7- 7	170	1- 3	181	117	185	185	4	4	
<hr/>										
TOTALS	RPI 1-25	RPI 26-50	W-L RECORDS	RPI 51-100	RPI 101-999	RPI 201+				
9- 13	0- 2	0- 5	OVERALL	0- 3	9- 3	5- 0				
5- 6	0- 2	0- 2	HOME	0- 2	5- 0	3- 0				
3- 5	0- 0	0- 1	AWAY	0- 0	3- 0	2- 0				
1- 2	0- 0	0- 0	NEUTRAL	0- 1	1- 1	0- 0				
7- 7	0- 1	0- 2	NON-CONFERENCE	0- 2	7- 2	5- 0				
4- 3	0- 1	0- 1	HOME	0- 1	4- 0	3- 0				
2- 2	0- 0	0- 1	AWAY	0- 0	2- 1	2- 0				
1- 2	0- 0	0- 0	NEUTRAL	0- 1	1- 1	0- 0				
2- 6	0- 1	0- 3	CONFERENCE	0- 1	2- 1	0- 0				
1- 3	0- 1	0- 1	HOME	0- 1	1- 0	0- 0				
1- 3	0- 0	0- 2	AWAY	0- 0	1- 1	0- 0				
0- 0	0- 0	0- 0	NEUTRAL	0- 0	0- 0	0- 0				

RPI 1-25				RPI 26-50				RPI 51-100				RPI 101+				Team's RPI: 184
RPI	S	Opponent	Score	RPI	S	Opponent	Score	RPI	S	Opponent	Score	RPI	S	Opponent	Score	
17	H	Green Bay	57 63	27	A	Syracuse	74 81	56	H	Nebraska	59 69	105	N	Auburn	49 48	
25	H	Maryland	65 68	30	H	DePaul	63 92	94	N	Chattanooga	44 61	128	A	Missouri St.	59 90	
				41	A	Michigan St.	51 81	100	H	Milwaukee	57 66	129	N	Georgetown	54 55	
				44	H	Minnesota	63 90					164	H	Oakland	88 70	
				49	A	Purdue	60 63					165	A	Illinois	74 59	
												193	A	Wisconsin	46 58	
												193	H	Wisconsin	69 60	
												224	A	UT Martin	71 63	
												233	H	Stony Brook	68 36	
												254	H	Santa Clara	57 47	
												339	H	Eastern Ill.	74 40	
												341	A	Chicago St.	63 36	
<hr/>																
LAST 12 Division I GAMES:																
25	H	Maryland	65 68	165	A	Illinois	74 59									
193	A	Wisconsin	46 58	44	H	Minnesota	63 90									
49	A	Purdue	60 63	339	H	Eastern Ill.	74 40									
193	H	Wisconsin	69 60	17	H	Green Bay	57 63									
56	H	Nebraska	59 69	128	A	Missouri St.	59 90									
41	A	Michigan St.	51 81	30	H	DePaul	63 92									

Non-Div I Games:

Northwestern

Average RPI Win:	332	WON-LOST	WINNING	LAST 10	STRENGTH OF	OPP. STRENGTH	TEAM	ADJ.	CONF.	ADJ CONF.
Average RPI Loss:	177	RECORD	PCT. RANK	GAMES	SCHEDULE	OF SCHEDULE	RPI	RPI	RPI	RPI
DIV. I ONLY	2- 13	322	1- 8	253	270	321	321	27	27	
DIV. I NON-CONF.	1- 6	306	0- 3	87	115	236	236	26	26	

TOTALS	RPI 1-25	RPI 26-50	W-L RECORDS	RPI 51-100	RPI 101-999	RPI 201+				
2- 13	0- 1	0- 0	OVERALL	0- 2	2- 10	2- 6				
1- 4	0- 0	0- 0	HOME	0- 0	1- 4	1- 2				
1- 8	0- 0	0- 0	AWAY	0- 0	1- 1	1- 0				
0- 1	0- 0	0- 0	NEUTRAL	0- 0	0- 1	0- 1				
1- 6	0- 1	0- 0	NON-CONFERENCE	0- 2	1- 3	1- 1				
0- 1	0- 0	0- 0	HOME	0- 0	0- 1	0- 0				
1- 4	0- 1	0- 0	AWAY	0- 2	1- 1	1- 0				
0- 1	0- 0	0- 0	NEUTRAL	0- 0	0- 1	0- 1				
1- 7	0- 0	0- 0	CONFERENCE	0- 0	1- 7	1- 5				
1- 3	0- 0	0- 0	HOME	0- 0	1- 3	1- 2				
0- 4	0- 0	0- 0	AWAY	0- 0	0- 4	0- 3				
0- 0	0- 0	0- 0	NEUTRAL	0- 0	0- 0	0- 0				

RPI 1-25				RPI 26-50				RPI 51-100				RPI 101+				Team's RPI: 321
RPI	S	Opponent	Score	RPI	S	Opponent	Score	RPI	S	Opponent	Score	RPI	S	Opponent	Score	
11	A	Texas	44 68					59	A	Oklahoma St.	44 78	101	A	Ole Miss	44 75	
								63	A	TCU	51 89	113	H	SFA	62 70	
												159	H	Southern Miss.	59 71	
												190	A	New Orleans	63 81	
												220	A	Abilene Christian	41 80	
												256	N	Texas Southern	43 56	
												263	H	Nicholls St.	63 79	
												266	H	A&M-Corpus Christi	56 62	
												289	A	McNeese	67 72	
												311	A	Southeastern La.	65 71	
												331	H	Sam Houston St.	63 60	
												333	A	La.-Monroe	70 48	

LAST 12 Division I GAMES:																
190	A	New Orleans	63 81	289	A	McNeese	67 72	263	H	Nicholls St.	63 79	63	A	TCU	51 89	
311	A	Southeastern La.	65 71	11	A	Texas	44 68	256	N	Texas Southern	43 56	333	A	La.-Monroe	70 48	
331	H	Sam Houston St.	63 60													
220	A	Abilene Christian	41 80													
113	H	SFA	62 70													
266	H	A&M-Corpus Christi	56 62													

Non-Div I Games: LeTourneau 82 39 LSU-Shreveport 62 42 LSU-Alexandria 85 55 Central Baptist 87 22 Northwestern St.

Average RPI		WON-LOST RECORD	WINNING PCT. RANK	LAST 10 GAMES	STRENGTH OF SCHEDULE	OPP. STRENGTH OF SCHEDULE	TEAM RPI	ADJ. RPI	CONF. RPI	ADJ. CONF. RPI
281	77	9- 9	172	5- 5	161	196	164	164	11	11
DIV. I ONLY										
DIV. I NON-CONF.		6- 4	122	3- 0	270	224	153	153	12	12
TOTALS	RPI 1-25		RPI 26-50		W-L RECORDS		RPI 51-100		RPI 101-999	
9- 9	0- 2		0- 2		OVERALL		0- 2		9- 3	9- 0
3- 4	0- 1		0- 1		HOME		0- 1		3- 1	3- 0
4- 5	0- 1		0- 1		AWAY		0- 1		4- 2	4- 0
2- 0	0- 0		0- 0		NEUTRAL		0- 0		2- 0	2- 0
6- 4	0- 1		0- 2		NON-CONFERENCE		0- 0		6- 1	6- 0
2- 1	0- 0		0- 1		HOME		0- 0		2- 0	2- 0
2- 3	0- 1		0- 1		AWAY		0- 0		2- 1	2- 0
2- 0	0- 0		0- 0		NEUTRAL		0- 0		2- 0	2- 0
3- 5	0- 1		0- 0		CONFERENCE		0- 2		3- 2	3- 0
1- 3	0- 1		0- 0		HOME		0- 1		1- 1	1- 0
2- 2	0- 0		0- 0		AWAY		0- 1		2- 1	2- 0
0- 0	0- 0		0- 0		NEUTRAL		0- 0		0- 0	0- 0

RPI 1-25					
RPI	S	Opponent	Score		
17	H	Green Bay	48	81	
21	A	Michigan	69	78	
RPI 26-50					
RPI	S	Opponent	Score		
37	H	Central Mich.	85	103	
41	A	Michigan St.	63	95	
RPI 51-100					
RPI	S	Opponent	Score		
69	A	IUPUI	64	80	
100	H	Milwaukee	62	74	
RPI 101+					
RPI	S	Opponent	Score		
102	H	Wright St.	57	77	
123	A	Cleveland St.	62	70	
184	A	Northwestern	70	88	
214	H	Niagara	67	59	
243	A	Youngstown St.	58	48	
257	H	Illinois St.	64	43	
265	A	Cornell	79	77	
270	H	Northern Ky.	79	53	
293	A	Cani sus	83	48	
320	A	Ill. -Chi cago	67	63	
323	N	Old Domini on	80	59	
340	N	Ark. -Pine Bluff	69	37	
Team's RPI : 164					
LAST 12 Division I GAMES:					
17	H	Green Bay	48	81	
100	H	Milwaukee	62	74	
69	A	IUPUI	64	80	
320	A	Ill. -Chi cago	67	63	
270	H	Northern Ky.	79	53	
102	H	Wright St.	57	77	
243	A	Youngstown St.	58	48	
123	A	Cleveland St.	62	70	
340	N	Ark. -Pine Bluff	69	37	
323	N	Old Domini on	80	59	
265	A	Cornell	79	77	
37	H	Central Mich.	85	103	

Non-Div I Games:	Mich. -Dearborn	104	44
------------------	-----------------	-----	----

Oakl and

■ Loss, ■ Non-Conf, S Site, H Home A Away N Neutral

Average RPI Win:	167	WON-LOST	WINNING	LAST 10	STRENGTH OF	OPP. STRENGTH	TEAM	ADJ.	CONF.	ADJ CONF.
Average RPI Loss:	68	RECORD	PCT. RANK	GAMES	SCHEDULE	OF SCHEDULE	RPI	RPI	RPI	RPI
DIV. I ONLY	10- 8	135	6- 4	26	110	75	75	7	7	
DIV. I NON-CONF.	5- 5	170	2- 2	47	199	100	100	8	8	

TOTALS	RPI 1-25	RPI 26-50	W-L RECORDS	RPI 51-100	RPI 101-999	RPI 201+				
10- 8	0- 1	1- 3	OVERALL	2- 2	7- 2	4- 0				
5- 3	0- 1	0- 1	HOME	1- 1	4- 0	2- 0				
5- 3	0- 0	1- 0	AWAY	1- 0	3- 0	2- 0				
0- 2	0- 0	0- 1	NEUTRAL	0- 0	0- 1	0- 0				
5- 5	0- 1	1- 1	NON-CONFERENCE	0- 1	4- 2	3- 0				
2- 2	0- 1	0- 0	HOME	0- 1	2- 0	1- 0				
3- 1	0- 0	1- 0	AWAY	0- 0	2- 1	2- 0				
0- 2	0- 0	0- 1	NEUTRAL	0- 0	0- 1	0- 0				
5- 3	0- 0	0- 2	CONFERENCE	2- 1	3- 0	1- 0				
3- 1	0- 0	0- 1	HOME	1- 0	2- 0	1- 0				
2- 2	0- 0	0- 1	AWAY	1- 1	1- 0	0- 0				
0- 0	0- 0	0- 0	NEUTRAL	0- 0	0- 0	0- 0				

RPI 1-25				RPI 26-50				RPI 51-100				RPI 101+			
RPI	S	Opponent	Score	RPI	S	Opponent	Score	RPI	S	Opponent	Score	RPI	S	Opponent	Score
21	H	Michigan	61 74	28	H	Buffalo	63 67	64	A	Toledo	57 75	119	H	High Point	64 61
				31	N	Virginia	59 77	64	H	Toledo	78 61	123	A	Cleveland St.	64 71
				37	A	Central Mich.	58 82	69	H	IUPUI	52 76	126	A	Bowling Green	70 63
				49	A	Purdue	77 71	96	A	Western Mich.	69 54	146	H	Northern Ill.	77 75
												168	N	Furman	68 70
												223	H	Akron	70 67
												230	H	N. C. A&T	72 65
												287	A	Eastern Ky.	69 57
												325	A	Marshall	54 52

LAST 12 Division I GAMES:															
146	H	Northern Ill.	77 75	37	A	Central Mich.	58 82	64	H	Toledo	78 61				
126	A	Bowling Green	70 63	64	H	Toledo	78 61	230	H	N. C. A&T	72 65				
28	H	Buffalo	63 67	31	N	Virginia	59 77	168	N	Furman	68 70				
96	A	Western Mich.	69 54	49	A	Purdue	77 71								
64	A	Toledo	57 75												
223	H	Akron	70 67												

Non-Div I Games: Notre Dame (OH) 93 37

Ohio

Average RPI	Win:	85	WON-LOST	WINNING	LAST 10	STRENGTH OF	OPP. STRENGTH	TEAM	ADJ.	CONF.	ADJ CONF.
Average RPI	Loss:	18	RECORD	PCT. RANK	GAMES	SCHEDULE	OF SCHEDULE	RPI	RPI	RPI	RPI
DIV. I ONLY		16- 5	39	7- 3	4	3	7	7	3	3	
DIV. I NON-CONF.		11- 2	23	4- 0	9	3	6	6	4	4	

TOTALS	RPI 1-25		RPI 26-50		W-L RECORDS	RPI 51-100		RPI 101-999		RPI 201+	
16- 5	3- 5		2- 0		OVERALL	6- 0		5- 0		0- 0	
8- 2	1- 2		1- 0		HOME	4- 0		2- 0		0- 0	
5- 3	1- 3		0- 0		AWAY	2- 0		2- 0		0- 0	
3- 0	1- 0		1- 0		NEUTRAL	0- 0		1- 0		0- 0	
11- 2	2- 2		1- 0		NON-CONFERENCE	3- 0		5- 0		0- 0	
6- 1	1- 1		0- 0		HOME	3- 0		2- 0		0- 0	
2- 1	0- 1		0- 0		AWAY	0- 0		2- 0		0- 0	
3- 0	1- 0		1- 0		NEUTRAL	0- 0		1- 0		0- 0	
5- 3	1- 3		1- 0		CONFERENCE	3- 0		0- 0		0- 0	
2- 1	0- 1		1- 0		HOME	1- 0		0- 0		0- 0	
3- 2	1- 2		0- 0		AWAY	2- 0		0- 0		0- 0	
0- 0	0- 0		0- 0		NEUTRAL	0- 0		0- 0		0- 0	

RPI	S	Opponent	Score	RPI	S	Opponent	Score	RPI	S	Opponent	Score	RPI	S	Opponent	Score
5	H	Louisville	90 95	38	N	FGCU	104 62	56	A	Nebraska	73 61	135	H	Washington	85 76
18	A	Duke	60 69	44	H	Minnesota	91 75	58	H	Quinnipiac	95 63	139	A	Cincinnati	87 76
21	A	Michigan	78 71					72	H	Maine	83 70	160	N	Memphis	100 69
21	H	Michigan	75 84					74	A	Indiana	77 62	180	A	Florida	103 77
22	H	Stanford	85 64					74	H	Indiana	85 70	181	H	Idaho	99 56
22	N	Stanford	94 82					89	H	Dartmouth	103 70				
23	A	Iowa	89 103												
25	A	Maryland	69 99												

LAST 12 Division I GAMES:															
23	A	Iowa	89 103	74	H	Indiana	85 70								
25	A	Maryland	69 99	56	A	Nebraska	73 61								
21	H	Michigan	75 84	139	A	Cincinnati	87 76								
74	A	Indiana	77 62	89	H	Dartmouth	103 70								
21	A	Michigan	78 71	180	A	Florida	103 77								
44	H	Minnesota	91 75	72	H	Maine	83 70								

Non-Div I Games:

Ohio St.

Average RPI	Win: 119	WON-LOST RECORD	WINNING PCT. RANK	LAST 10 GAMES	STRENGTH OF SCHEDULE	OPP. STRENGTH OF SCHEDULE	TEAM RPI	ADJ. RPI	CONF. RPI	ADJ. CONF. RPI
Average RPI	Loss: 51									
DIV. I ONLY	10- 10	172	5- 5	2	22	36	36	5	5	
DIV. I NON-CONF.	5- 6	187	2- 1	3	15	39	39	6	6	

TOTALS	RPI 1-25	RPI 26-50	W-L RECORDS	RPI 51-100	RPI 101-999	RPI 201+				
10- 10	0- 4	1- 2	OVERALL	4- 2	5- 2	2- 0				
6- 4	0- 2	1- 0	HOME	3- 1	2- 1	1- 0				
4- 5	0- 1	0- 2	AWAY	1- 1	3- 1	1- 0				
0- 1	0- 1	0- 0	NEUTRAL	0- 0	0- 0	0- 0				
5- 6	0- 2	1- 2	NON-CONFERENCE	2- 0	2- 2	1- 0				
4- 1	0- 0	1- 0	HOME	2- 0	1- 1	1- 0				
1- 4	0- 1	0- 2	AWAY	0- 0	1- 1	0- 0				
0- 1	0- 1	0- 0	NEUTRAL	0- 0	0- 0	0- 0				
5- 4	0- 2	0- 0	CONFERENCE	2- 2	3- 0	1- 0				
2- 3	0- 2	0- 0	HOME	1- 1	1- 0	0- 0				
3- 1	0- 0	0- 0	AWAY	1- 1	2- 0	1- 0				
0- 0	0- 0	0- 0	NEUTRAL	0- 0	0- 0	0- 0				

RPI 1-25				RPI 26-50				RPI 51-100				RPI 101+			
RPI	S	Opponent	Score	RPI	S	Opponent	Score	RPI	S	Opponent	Score	RPI	S	Opponent	Score
1	N	UConn	64 88	29	H	South Fla.	79 74	59	A	Oklahoma St.	82 96	121	A	Little Rock	56 68
6	A	Oregon	74 92	30	A	DePaul	108 111	59	H	Oklahoma St.	67 70	125	H	Kansas	97 64
10	H	Baylor	52 74	33	A	South Dakota St.	61 67	63	H	TCU	84 71	127	A	Iowa St.	74 69
11	H	Texas	78 88					66	H	New Mexico	105 63	173	A	Colorado St.	78 46
								73	A	Kansas St.	76 71	180	H	Florida	61 80
								82	H	Belmont	96 73	219	H	SMU	87 75
												231	A	Texas Tech	73 52

LAST 12 Division I GAMES:															
125	H	Kansas	97 64	63	H	TCU	84 71	127	A	Iowa St.	74 69				
59	H	Oklahoma St.	67 70	11	H	Texas	78 88	1	N	UConn	64 88				
73	A	Kansas St.	76 71	66	H	New Mexico	105 63								
10	H	Baylor	52 74	73	A	Texas Tech	73 52	29	H	South Fla.	79 74				
231	A	Texas Tech	73 52												
59	A	Oklahoma St.	82 96												

Non-Div I Games:

Oklahoma

Average RPI		Win: 174	WON-LOST	WINNING	LAST 10	STRENGTH OF		OPP. STRENGTH	TEAM	ADJ.	CONF.	ADJ CONF.
Average RPI		Loss: 45	RECORD	PCT. RANK	GAMES	SCHEDULE		OF SCHEDULE	RPI	RPI	RPI	RPI
DIV. I ONLY		14- 5	56	7- 3		114	16	59	59	5	5	
DIV. I NON-CONF.		9- 2	34	3- 1		194	97	65	65	6	6	

TOTALS		RPI 1-25		RPI 26-50		W-L RECORDS		RPI 51-100	RPI 101-999		RPI 201+	
14- 5		1- 3		3- 0		OVERALL		2- 1	8- 1		7- 0	
11- 1		1- 0		2- 0		HOME		1- 0	7- 1		6- 0	
2- 3		0- 2		1- 0		AWAY		0- 1	1- 0		1- 0	
1- 1		0- 1		0- 0		NEUTRAL		1- 0	0- 0		0- 0	
9- 2		1- 2		0- 0		NON-CONFERENCE		1- 0	7- 0		6- 0	
8- 0		1- 0		0- 0		HOME		0- 0	7- 0		6- 0	
0- 1		0- 1		0- 0		AWAY		0- 0	0- 0		0- 0	
1- 1		0- 1		0- 0		NEUTRAL		1- 0	0- 0		0- 0	
5- 3		0- 1		3- 0		CONFERENCE		1- 1	1- 1		1- 0	
3- 1		0- 0		2- 0		HOME		1- 0	0- 1		0- 0	
2- 2		0- 1		1- 0		AWAY		0- 1	1- 0		1- 0	
0- 0		0- 0		0- 0		NEUTRAL		0- 0	0- 0		0- 0	

RPI 1-25				RPI 26-50				RPI 51-100				Team's RPI: 59				RPI 101+			
RPI	S	Opponent	Score	RPI	S	Opponent	Score	RPI	S	Opponent	Score	RPI	S	Opponent	Score	RPI	S	Opponent	Score
3	A	Mississippi St.	76 79	35	H	West Virginia	79 73	73	A	Kansas St.	64 80	127	H	Iowa St.	69 78				
8	H	UCLA	87 72	36	A	Oklahoma	70 67	73	H	Kansas St.	76 68	152	H	Wichita St.	91 67				
9	N	Tennessee	69 79	36	H	Oklahoma	96 82	81	N	South Dakota	76 68	208	H	Southern U.	94 66				
11	A	Texas	79 84									231	A	Texas Tech	98 57				
												297	H	Incarnate Word	86 35				
												304	H	USC Upstate	108 71				
												316	H	UTRGV	80 38				
												321	H	Northwestern St.	78 44				
												333	H	La. -Monroe	112 58				

LAST 12 Division I GAMES:																			
127	H	Iowa St.	69 78	73	H	Kansas St.	76 68	231	A	Texas Tech	98 57	333	H	La. -Monroe	112 58				
36	A	Oklahoma	70 67	35	H	West Virginia	79 73	304	H	USC Upstate	108 71	8	H	UCLA	87 72				
73	A	Kansas St.	64 80	36	H	Oklahoma	96 82	3	A	Mississippi St.	76 79								
36	H	Oklahoma	70 67																
11	A	Texas	79 84																

Non-Div I Games:

Oklahoma St.

Average RPI Win:	317	WON-LOST	WINNING	LAST 10	STRENGTH OF	OPP. STRENGTH	TEAM	ADJ.	CONF.	ADJ CONF.
Average RPI Loss:	166	RECORD	PCT. RANK	GAMES	SCHEDULE	OF SCHEDULE	RPI	RPI	RPI	RPI
DIV. I ONLY	4- 17	307	3- 7	243	266	323	323	18	18	
DIV. I NON-CONF.	2- 12	306	1- 4	178	279	314	314	19	19	

TOTALS	RPI 1-25	RPI 26-50	W-L RECORDS	RPI 51-100	RPI 101-999	RPI 201+				
4- 17	0- 2	0- 0	OVERALL	0- 2	4- 13	4- 6				
4- 7	0- 2	0- 0	HOME	0- 1	4- 4	4- 1				
0- 7	0- 0	0- 0	AWAY	0- 1	0- 6	0- 4				
0- 3	0- 0	0- 0	NEUTRAL	0- 0	0- 3	0- 1				
2- 12	0- 2	0- 0	NON-CONFERENCE	0- 1	2- 9	2- 3				
2- 5	0- 2	0- 0	HOME	0- 0	2- 3	2- 1				
0- 4	0- 0	0- 0	AWAY	0- 1	0- 3	0- 1				
0- 3	0- 0	0- 0	NEUTRAL	0- 0	0- 3	0- 1				
2- 5	0- 0	0- 0	CONFERENCE	0- 1	2- 4	2- 3				
2- 2	0- 0	0- 0	HOME	0- 1	2- 1	2- 0				
0- 3	0- 0	0- 0	AWAY	0- 0	0- 3	0- 3				
0- 0	0- 0	0- 0	NEUTRAL	0- 0	0- 0	0- 0				

RPI 1-25				RPI 26-50				RPI 51-100				RPI 101+ Team's RPI: 323			
RPI	S	Opponent	Score	RPI	S	Opponent	Score	RPI	S	Opponent	Score	RPI	S	Opponent	Score
16	H	NC State	56 73					92	H	UAB	61 74	139	H	Cincinnati	33 54
18	H	Duke	51 84					97	A	George Mason	53 66	143	N	Saint Francis (PA)	68 79
												144	H	Liberty	55 63
												149	A	William & Mary	58 75
												164	N	Oakland	59 80
												171	H	Charlotte	60 63
												192	A	Hampton	42 50
												203	A	Louisiana Tech	45 59
												220	N	Abilene Christian	60 74
												221	A	North Texas	46 63
												228	H	Richmond	45 54
												305	H	Coppin St.	75 67
												306	A	VCU	39 68
												312	A	UTSA	56 64
												312	H	UTSA	69 63
												325	H	Marshall	69 53
												327	H	South Carolina St.	52 35

LAST 12 Division I GAMES:															
203	A	Louisiana Tech	45 59	171	H	Charlotte	60 63								
312	H	UTSA	69 63	92	H	UAB	61 74								
325	H	Marshall	69 53	327	H	South Carolina St.	52 35								
192	A	Hampton	42 50	220	N	Abilene Christian	60 74								
312	A	UTSA	56 64	164	N	Oakland	59 80								
221	A	North Texas	46 63	149	A	William & Mary	58 75								

Non-Div I Games:

Old Dominion

Average RPI Win:	208	WON-LOST	WINNING	LAST 10	STRENGTH OF	OPP. STRENGTH	TEAM	ADJ.	CONF.	ADJ CONF.
Average RPI Loss:	63	RECORD	PCT. RANK	GAMES	SCHEDULE	OF SCHEDULE	RPI	RPI	RPI	RPI
DIV. I ONLY	11- 9	144	2- 8	57	101	101	101	2	2	
DIV. I NON-CONF.	10- 3	51	3- 2	193	219	80	80	2	2	

TOTALS	RPI 1-25	RPI 26-50	W-L RECORDS	RPI 51-100	RPI 101-999	RPI 201+				
11- 9	0- 5	0- 0	OVERALL	1- 1	10- 3	5- 0				
9- 2	0- 2	0- 0	HOME	1- 0	8- 0	4- 0				
1- 6	0- 0	0- 0	AWAY	0- 0	1- 0	0- 0				
1- 1	0- 0	0- 0	NEUTRAL	0- 0	1- 1	1- 0				
10- 3	0- 1	0- 0	NON-CONFERENCE	1- 0	9- 2	5- 0				
8- 0	0- 0	0- 0	HOME	1- 0	7- 0	4- 0				
1- 2	0- 1	0- 0	AWAY	0- 0	1- 1	0- 0				
1- 1	0- 0	0- 0	NEUTRAL	0- 0	1- 1	1- 0				
1- 6	0- 4	0- 0	CONFERENCE	0- 1	1- 1	0- 0				
1- 2	0- 2	0- 0	HOME	0- 0	1- 0	0- 0				
0- 4	0- 2	0- 0	AWAY	0- 1	0- 1	0- 0				
0- 0	0- 0	0- 0	NEUTRAL	0- 0	0- 0	0- 0				

RPI 1-25				RPI 26-50				RPI 51-100				RPI 101+ Team's RPI: 101			
RPI	S	Opponent	Score	RPI	S	Opponent	Score	RPI	S	Opponent	Score	RPI	S	Opponent	Score
3	A	Mississippi St.	45 76					84	A	Arkansas	72 73	118	N	Saint Louis	64 79
6	A	Oregon	46 90					90	H	South Ala.	66 59	122	H	Middle Tenn.	65 56
9	A	Tennessee	66 75									136	A	Portland St.	79 94
12	H	Missouri	48 67									159	H	Southern Miss.	68 59
20	H	South Carolina	62 88									174	A	Temple	64 48
												180	A	Florida	60 61
												180	H	Florida	78 75
												194	H	Arkansas St.	74 48
												240	H	Troy	96 93
												251	H	Kennesaw St.	92 63
												256	H	Texas Southern	73 58
												303	N	Delaware St.	110 58
												321	H	Northwestern St.	75 44

LAST 12 Division I GAMES:															
9	A	Tennessee	66 75	84	A	Arkansas	72 73	256	H	Texas Southern	73 58	136	A	Portland St.	79 94
180	A	Florida	60 61	159	H	Southern Miss.	68 59	6	A	Oregon	46 90	90	H	South Ala.	66 59
12	H	Missouri	48 67												
3	A	Mississippi St.	45 76												
180	H	Florida	78 75												
20	H	South Carolina	62 88												

Non-Div I Games:

Omaha

O
m
a
h
a

Omaha

Page 217

Average RPI	Win: 273	WON-LOST	WINNING	LAST 10	STRENGTH OF	OPP. STRENGTH	TEAM	ADJ.	CONF.	ADJ CONF.
Average RPI	Loss: 94	RECORD	PCT. RANK	GAMES	SCHEDULE	OF SCHEDULE	RPI	RPI	RPI	RPI
DIV. I ONLY	11- 8	126	5- 4	282	205	185	185	14	14	
DIV. I NON-CONF.	7- 5	132	2- 2	327	247	207	207	15	15	

TOTALS	RPI 1-25	RPI 26-50	W-L RECORDS	RPI 51-100	RPI 101-999	RPI 201+				
11- 8	0- 0	0- 1	OVERALL	0- 4	11- 3	9- 0				
3- 3	0- 0	0- 1	HOME	0- 2	3- 0	2- 0				
4- 5	0- 0	0- 0	AWAY	0- 2	4- 3	3- 0				
4- 0	0- 0	0- 0	NEUTRAL	0- 0	4- 0	4- 0				
7- 5	0- 0	0- 0	NON-CONFERENCE	0- 3	7- 2	6- 0				
1- 1	0- 0	0- 0	HOME	0- 1	1- 0	1- 0				
2- 4	0- 0	0- 0	AWAY	0- 2	2- 2	1- 0				
4- 0	0- 0	0- 0	NEUTRAL	0- 0	4- 0	4- 0				
4- 3	0- 0	0- 1	CONFERENCE	0- 1	4- 1	3- 0				
2- 2	0- 0	0- 1	HOME	0- 1	2- 0	1- 0				
2- 1	0- 0	0- 0	AWAY	0- 0	2- 1	2- 0				
0- 0	0- 0	0- 0	NEUTRAL	0- 0	0- 0	0- 0				

RPI 1-25				RPI 26-50				RPI 51-100				RPI 101+ Team's RPI: 185			
RPI	S	Opponent	Score	RPI	S	Opponent	Score	RPI	S	Opponent	Score	RPI	S	Opponent	Score
				33	H	South Dakota St.	70 77	63	A	TCU	58 72	110	A	Western Ill.	49 56
								78	A	Utah	50 71	128	A	Missouri St.	66 76
								81	H	South Dakota	68 73	154	A	Tulsa	53 41
								84	H	Arkansas	66 77	178	A	UT Arlington	46 70
												200	H	Denver	90 60
												238	A	Omaha	82 53
												249	A	UMKC	76 73
												275	H	North Dakota St.	71 48
												276	N	Alcorn	76 52
												298	N	Cal St. Fullerton	60 50
												308	A	Fort Wayne	73 48
												324	H	Houston Baptist	78 56
												336	N	Long Beach St.	64 58
												341	N	Chicago St.	73 43

LAST 12 Division I GAMES:															
				200	H	Denver	90 60	238	A	Omaha	82 53				
				81	H	South Dakota	68 73	78	A	Utah	50 71				
				33	H	South Dakota St.	70 77	341	N	Chicago St.	73 43				
				275	H	North Dakota St.	71 48	276	N	Alcorn	76 52				
				110	A	Western Ill.	49 56	128	A	Missouri St.	66 76				
				308	A	Fort Wayne	73 48	249	A	UMKC	76 73				

Non-Div I Games: Okla. Panhandle 88 35 Cent. Christian (KS) 18 47

Oral Roberts

Average RPI Win: 123

Average RPI Loss: 16

WON-LOST
RECORDWINNING
PCT. RANKLAST 10
GAMESSTRENGTH OF
SCHEDULEOPP. STRENGTH
OF SCHEDULETEAM
RPIADJ.
RPICONF.
RPIADJ CONF.
RPIDIV. I ONLY
DIV. I NON-CONF.19- 3
11- 210
239- 1
3- 019
1419
206
56
54
34
3

TOTALS

RPI 1-25

RPI 26-50

W-L RECORDS

RPI 51-100

RPI 101-999

RPI 201+

19- 3

3- 2

4- 1

OVERALL

1- 0

11- 0

5- 0

13- 0

0- 0

3- 0

HOME

1- 0

9- 0

4- 0

4- 3

2- 2

1- 1

AWAY

0- 0

1- 0

0- 0

2- 0

1- 0

0- 0

NEUTRAL

0- 0

1- 0

1- 0

11- 2

2- 2

1- 0

NON-CONFERENCE

0- 0

8- 0

4- 0

8- 0

0- 0

1- 0

HOME

0- 0

7- 0

3- 0

1- 2

1- 2

0- 0

AWAY

0- 0

0- 0

0- 0

2- 0

1- 0

0- 0

NEUTRAL

0- 0

1- 0

1- 0

8- 1

1- 0

3- 1

CONFERENCE

1- 0

3- 0

1- 0

5- 0

0- 0

2- 0

HOME

1- 0

2- 0

1- 0

3- 1

1- 0

1- 1

AWAY

0- 0

1- 0

0- 0

0- 0

0- 0

0- 0

NEUTRAL

0- 0

0- 0

0- 0

RPI 1-25

Team's RPI: 6

RPI 26-50

RPI 51-100

RPI 101+

RPI	S	Opponent	Score
3	A	Mississippi St.	79 90
5	A	Louisville	61 74
8	A	UCLA	70 61
14	A	Texas A&M	83 68
14	N	Texas A&M	84 62

RPI	S	Opponent	Score
34	H	Arizona St.	74 64
36	H	Oklahoma	92 74
40	A	Oregon St.	79 85
40	H	Oregon St.	75 63
47	A	Southern California	70 66

RPI	S	Opponent	Score
76	H	Washington St.	89 56

RPI	S	Opponent	Score
101	H	Ole Miss	90 46
107	H	Drake	110 77
135	H	Washington	94 83
138	A	Colorado	74 55
142	H	Weber St.	114 87
192	H	Hampton	87 45
211	H	Eastern Wash.	81 40
215	H	CSUN	91 43
245	N	Hawaii	85 44
280	H	Arizona	62 44
307	H	Southern Utah	98 38

LAST 12 Division I GAMES:

138	A	Colorado	74 55	47	A	Southern California	70 66
40	H	Oregon St.	75 63	135	H	Washington	94 83
40	A	Oregon St.	79 85	76	H	Washington St.	89 56
34	H	Arizona St.	74 64	245	N	Hawaii	85 44
280	H	Arizona	62 44	14	N	Texas A&M	84 62
8	A	UCLA	70 61	101	H	Ole Miss	90 46

Oregon

Oregon

Non-Div I Games:

Oregon

Loss, Non-Conf, S Site, H Home A Away N Neutral

Average RPI Win: 180

Average RPI Loss: 16

WON-LOST
RECORDWINNING
PCT. RANKLAST 10
GAMESSTRENGTH OF
SCHEDULEOPP. STRENGTH
OF SCHEDULETEAM
RPIADJ.
RPICONF.
RPIADJ CONF.
RPIDIV. I ONLY
DIV. I NON-CONF.15- 5
9- 250
347- 3
3- 075
22452
19340
8440
844
34
3

TOTALS

RPI 1-25

RPI 26-50

W-L RECORDS

RPI 51-100

RPI 101-999

RPI 201+

15- 5

1- 4

1- 1

OVERALL

3- 0

10- 0

7- 0

11- 1

1- 1

1- 0

HOME

2- 0

7- 0

5- 0

2- 4

0- 3

0- 1

AWAY

1- 0

1- 0

1- 0

2- 0

0- 0

0- 0

NEUTRAL

0- 0

2- 0

1- 0

9- 2

0- 2

0- 0

NON-CONFERENCE

1- 0

8- 0

6- 0

6- 1

0- 1

0- 0

HOME

1- 0

5- 0

4- 0

1- 1

0- 1

0- 0

AWAY

0- 0

1- 0

1- 0

2- 0

0- 0

0- 0

NEUTRAL

0- 0

2- 0

1- 0

6- 3

1- 2

1- 1

CONFERENCE

2- 0

2- 0

1- 0

5- 0

1- 0

1- 0

HOME

1- 0

2- 0

1- 0

1- 3

0- 2

0- 1

AWAY

1- 0

0- 0

0- 0

0- 0

0- 0

0- 0

NEUTRAL

0- 0

0- 0

0- 0

RPI 1-25

RPI 26-50

Team's RPI: 40

RPI 51-100

RPI 101+

RPI	S	Opponent	Score
2	H	Notre Dame	67 72
6	A	Oregon	63 75
6	H	Oregon	85 79
8	A	UCLA	49 84
18	A	Duke	65 72

RPI	S	Opponent	Score
34	H	Arizona St.	57 54
47	A	Southern Cal i forni a	61 65

RPI	S	Opponent	Score
55	H	UC Davi s	61 47
76	H	Washi ngton St.	71 53
78	A	Utah	69 58

RPI	S	Opponent	Score
129	H	North Dakota	65 55
135	H	Washi ngton	75 63
162	N	Nevada	89 49
205	H	UC Santa Barbara	74 49
258	H	San Jose St.	110 62
280	H	Ari zona	88 48
299	H	Utah Valley	98 41
302	N	Utah St.	94 55
334	A	N. C. Central	97 44
344	H	Savannah St.	84 36

LAST 12 Division I GAMES:

78	A	Utah	69 58	8	A	UCLA	49 84
6	A	Oregon	63 75	76	H	Washi ngton St.	71 53
6	H	Oregon	85 79	135	H	Washi ngton	75 63
280	H	Ari zona	88 48	55	H	UC Davi s	61 47
34	H	Arizona St.	57 54	205	H	UC Santa Barbara	74 49
47	A	Southern Cal i forni a	61 65	344	H	Savannah St.	84 36

Non-Div I Games:

Oregon St.

Loss,
 Non-Conf, S Site,
 H Home
A Away
 N Neutral

Average RPI	Win: 210	WON-LOST	WINNING	LAST 10	STRENGTH OF	OPP. STRENGTH	TEAM	ADJ.	CONF.	ADJ CONF.
Average RPI	Loss: 94	RECORD	PCT. RANK	GAMES	SCHEDULE	OF SCHEDULE	RPI	RPI	RPI	RPI
DIV. I ONLY	8- 11	222	4- 6	55	160	158	158	12	12	
DIV. I NON-CONF.	5- 5	170	2- 1	37	209	124	124	11	11	

TOTALS	RPI 1-25	RPI 26-50	W-L RECORDS	RPI 51-100	RPI 101-999	RPI 201+				
8- 11	0- 1	0- 0	OVERALL	1- 6	7- 4	5- 0				
5- 6	0- 1	0- 0	HOME	1- 4	4- 1	3- 0				
3- 5	0- 0	0- 0	AWAY	0- 2	3- 3	2- 0				
0- 0	0- 0	0- 0	NEUTRAL	0- 0	0- 0	0- 0				
5- 5	0- 1	0- 0	NON-CONFERENCE	1- 3	4- 1	3- 0				
4- 3	0- 1	0- 0	HOME	1- 2	3- 0	2- 0				
1- 2	0- 0	0- 0	AWAY	0- 1	1- 1	1- 0				
0- 0	0- 0	0- 0	NEUTRAL	0- 0	0- 0	0- 0				
3- 6	0- 0	0- 0	CONFERENCE	0- 3	3- 3	2- 0				
1- 3	0- 0	0- 0	HOME	0- 2	1- 1	1- 0				
2- 3	0- 0	0- 0	AWAY	0- 1	2- 2	1- 0				
0- 0	0- 0	0- 0	NEUTRAL	0- 0	0- 0	0- 0				

RPI 1-25				RPI 26-50				RPI 51-100				RPI 101+				Team's RPI: 158
RPI	S	Opponent	Score	RPI	S	Opponent	Score	RPI	S	Opponent	Score	RPI	S	Opponent	Score	
24	H	Cal i forn i a	85 92					52	H	UCF	78 74	114	A	BYU	65 77	
								53	A	Northern Colo.	55 80	137	H	Lamar University	80 75	
								55	H	UC Davis	58 90	153	A	Fresno St.	70 81	
								65	H	Gonzaga	72 99	156	H	San Francisco	71 81	
								71	A	Saint Mary's (CA)	88 96	169	A	Loyola Marymount	60 75	
								71	H	Saint Mary's (CA)	69 70	196	A	San Diego	81 68	
								98	H	Brown	57 74	206	A	Pepperdine	85 77	
												210	A	Seattle U	85 73	
												258	H	San Jose St.	106 97	
												298	H	Cal St. Fullerton	81 65	
												319	H	Portland	91 55	
LAST 12 Division I GAMES:																
156	H	San Francisco	71 81	71	H	Saint Mary's (CA)	69 70									
71	A	Saint Mary's (CA)	88 96	169	A	Loyola Marymount	60 75									
206	A	Pepperdine	85 77	65	H	Gonzaga	72 99									
319	H	Portland	91 55	52	H	UCF	78 74									
196	A	San Diego	81 68	210	A	Seattle U	85 73									
114	A	BYU	65 77	24	H	Cal i forn i a	85 92									

Non-Div I Games: UC Merced 123 59

Paci fi c

Average RPI	Win:	215	WON-LOST	WINNING	LAST 10	STRENGTH OF	OPP. STRENGTH	TEAM	ADJ.	CONF.	ADJ CONF.
Average RPI	Loss:	99	RECORD	PCT. RANK	GAMES	SCHEDULE	OF SCHEDULE	RPI	RPI	RPI	RPI
DIV. I ONLY		10- 5		78	8- 2	198	104	104	104	9	9
DIV. I NON-CONF.		8- 4		87	7- 2	221	70	93	93	9	9

TOTALS	RPI 1-25		RPI 26-50		W-L RECORDS	RPI 51-100		RPI 101-999		RPI 201+	
10- 5	0- 1		1- 1		OVERALL	0- 1		9- 2		6- 1	
4- 2	0- 1		0- 1		HOME	0- 0		4- 0		4- 0	
4- 2	0- 0		1- 0		AWAY	0- 0		3- 2		1- 1	
2- 1	0- 0		0- 0		NEUTRAL	0- 1		2- 0		1- 0	
8- 4	0- 1		1- 0		NON-CONFERENCE	0- 1		7- 2		4- 1	
2- 1	0- 1		0- 0		HOME	0- 0		2- 0		2- 0	
4- 2	0- 0		1- 0		AWAY	0- 0		3- 2		1- 1	
2- 1	0- 0		0- 0		NEUTRAL	0- 1		2- 0		1- 0	
2- 1	0- 0		0- 1		CONFERENCE	0- 0		2- 0		2- 0	
2- 1	0- 0		0- 1		HOME	0- 0		2- 0		2- 0	
0- 0	0- 0		0- 0		AWAY	0- 0		0- 0		0- 0	
0- 0	0- 0		0- 0		NEUTRAL	0- 0		0- 0		0- 0	

RPI 1-25				RPI 26-50				RPI 51-100				RPI 101+ Team's RPI: 104			
RPI	S	Opponent	Score	RPI	S	Opponent	Score	RPI	S	Opponent	Score	RPI	S	Opponent	Score
2	H	Notre Dame	54 66	26	A	Villanova	79 77	61	N	Georgia Tech	55 69	128	N	Missouri St.	65 60
				45	H	Princeton	55 70					167	A	Saint Joseph's	57 50
												174	A	Temple	74 59
												176	A	Binghamton	72 77
												209	H	Columbia	70 51
												212	A	La Salle	59 66
												218	H	Lafayette	55 42
												265	H	Cornell	68 48
												306	N	VCU	82 52
												322	H	Rhode Island	84 66
												338	A	NJIT	77 38

LAST 12 Division I GAMES:															
174	A	Temple	74 59	306	N	VCU	82 52	322	H	Rhode Island	84 66	167	A	Saint Joseph's	57 50
26	A	Villanova	79 77	212	A	La Salle	59 66	2	H	Notre Dame	54 66	209	H	Columbia	70 51
265	H	Cornell	68 48	128	N	Missouri St.	65 60	45	H	Princeton	55 70	218	H	Lafayette	55 42
45	H	Princeton	55 70					265	H	Cornell	68 48	306	N	VCU	82 52
338	A	NJIT	77 38					322	H	Rhode Island	84 66	338	A	NJIT	77 38

Non-Div I Games:

Penn

Average RPI Win:

161

Average RPI Loss:

84

WON-LOST
RECORD

13- 8

9- 4

WINNING
PCT. RANK

110

82

LAST 10
GAMES

5- 5

2- 2

STRENGTH OF
SCHEDULE

65

186

OPP. STRENGTH
OF SCHEDULE

53

129

TEAM
RPI

80

86

ADJ.
RPI

80

86

CONF.
RPI

3

4

ADJ CONF.
RPI

3

4

DIV. I ONLY
DIV. I NON-CONF.

TOTALS

RPI 1-25

RPI 26-50

W-L RECORDS

RPI 51-100

RPI 101-999

RPI 201+

13- 8

1- 3

1- 1

OVERALL

2- 2

9- 2

3- 2

9- 2

1- 1

1- 1

HOME

2- 0

5- 0

2- 0

4- 4

0- 2

0- 0

AWAY

0- 1

4- 1

1- 1

0- 2

0- 0

0- 0

NEUTRAL

0- 1

0- 1

0- 1

9- 4

0- 0

1- 0

NON-CONFERENCE

1- 2

7- 2

3- 2

6- 0

0- 0

1- 0

HOME

1- 0

4- 0

2- 0

3- 2

0- 0

0- 0

AWAY

0- 1

3- 1

1- 1

0- 2

0- 0

0- 0

NEUTRAL

0- 1

0- 1

0- 1

4- 4

1- 3

0- 1

CONFERENCE

1- 0

2- 0

0- 0

3- 2

1- 1

0- 1

HOME

1- 0

1- 0

0- 0

1- 2

0- 2

0- 0

AWAY

0- 0

1- 0

0- 0

0- 0

0- 0

0- 0

NEUTRAL

0- 0

0- 0

0- 0

RPI 1-25

RPI 26-50

RPI 51-100

Team's RPI: 80

RPI 101+

RPI	S	Opponent	Score
13	A	Rutgers	65 70
13	H	Rutgers	70 67
21	A	Michigan	69 89
25	H	Maryland	65 69

RPI	S	Opponent	Score
42	H	Drexel	84 70
44	H	Minnesota	71 91

RPI	S	Opponent	Score
60	A	American	66 75
73	N	Kansas St.	65 70
74	H	Indiana	77 74
77	H	Fordham	65 60

RPI	S	Opponent	Score
109	H	Wake Forest	68 58
148	A	Pittsburgh	59 48
165	H	Illinois	68 59
193	A	Wisconsin	69 62
195	A	Providence	60 51
197	H	Siena	86 72
203	N	Louisiana Tech	59 71
236	A	St. Bonaventure	62 65
237	H	Manhattan	78 46
318	H	Central Conn. St.	83 66
325	A	Marshall	80 65

LAST 12 Division I GAMES:

165	H	Illinois	68 59	25	H	Maryland	65 69
13	H	Rutgers	70 67	21	A	Michigan	69 89
193	A	Wisconsin	69 62	60	A	American	66 75
44	H	Minnesota	71 91	148	A	Pittsburgh	59 48
13	A	Rutgers	65 70	236	A	St. Bonaventure	62 65
74	H	Indiana	77 74	77	H	Fordham	65 60

Non-Div I Games:

Penn St.

Average RPI Win:	221	WON-LOST	WINNING	LAST 10	STRENGTH OF	OPP. STRENGTH	TEAM	ADJ.	CONF.	ADJ CONF.
Average RPI Loss:	138	RECORD	PCT. RANK	GAMES	SCHEDULE	OF SCHEDULE	RPI	RPI	RPI	RPI
DIV. I ONLY	7- 12	244	3- 7	92	278	206	206	12	12	
DIV. I NON-CONF.	4- 6	214	0- 3	100	343	187	187	11	11	

TOTALS	RPI 1-25	RPI 26-50	W-L RECORDS	RPI 51-100	RPI 101-999	RPI 201+				
7- 12	0- 0	0- 0	OVERALL	0- 4	7- 8	3- 2				
5- 4	0- 0	0- 0	HOME	0- 0	5- 4	2- 2				
2- 8	0- 0	0- 0	AWAY	0- 4	2- 4	1- 0				
0- 0	0- 0	0- 0	NEUTRAL	0- 0	0- 0	0- 0				
4- 6	0- 0	0- 0	NON-CONFERENCE	0- 2	4- 4	2- 2				
2- 2	0- 0	0- 0	HOME	0- 0	2- 2	1- 2				
2- 4	0- 0	0- 0	AWAY	0- 2	2- 2	1- 0				
0- 0	0- 0	0- 0	NEUTRAL	0- 0	0- 0	0- 0				
3- 6	0- 0	0- 0	CONFERENCE	0- 2	3- 4	1- 0				
3- 2	0- 0	0- 0	HOME	0- 0	3- 2	1- 0				
0- 4	0- 0	0- 0	AWAY	0- 2	0- 2	0- 0				
0- 0	0- 0	0- 0	NEUTRAL	0- 0	0- 0	0- 0				

RPI 1-25				RPI 26-50				RPI 51-100				RPI 101+ Team's RPI: 206			
RPI	S	Opponent	Score	RPI	S	Opponent	Score	RPI	S	Opponent	Score	RPI	S	Opponent	Score
								55	A	UC Davis	64 69	114	H	BYU	67 73
								65	A	Gonzaga	51 73	142	A	Weber St.	61 71
								71	A	Saint Mary's (CA)	62 75	145	H	Idaho St.	80 74
								78	A	Utah	65 89	156	A	San Francisco	67 68
												156	H	San Francisco	95 92
												158	H	Pacific	77 85
												162	A	Nevada	77 72
												169	A	Loyola Marymount	60 75
												189	A	UC Irvine	74 75
												196	H	San Diego	66 62
												210	H	Seattle U	62 65
												247	H	New Mexico St.	64 86
												254	H	Santa Clara	56 55
												299	H	Utah Valley	71 44
												336	A	Long Beach St.	83 71

LAST 12 Division I GAMES:															
				169	A	Loyola Marymount	60 75	65	A	Gonzaga	51 73				
				156	H	San Francisco	95 92	196	H	San Diego	66 62				
				158	H	Pacific	77 85	254	H	Santa Clara	56 55				
				71	A	Saint Mary's (CA)	62 75	247	H	New Mexico St.	64 86				
				114	H	BYU	67 73	142	A	Weber St.	61 71				
				156	A	San Francisco	67 68	78	A	Utah	65 89				

Non-Div I Games:

Pepperdine

Average RPI	Win: 217	WON-LOST	WINNING	LAST 10	STRENGTH OF	OPP. STRENGTH	TEAM	ADJ.	CONF.	ADJ CONF.
Average RPI	Loss: 64	RECORD	PCT. RANK	GAMES	SCHEDULE	OF SCHEDULE	RPI	RPI	RPI	RPI
DIV. I ONLY	9- 12	216	3- 7	40	71	148	148	1	1	
DIV. I NON-CONF.	8- 5	111	3- 1	160	239	158	158	1	1	

TOTALS	RPI 1-25	RPI 26-50	W-L RECORDS	RPI 51-100	RPI 101-999	RPI 201+				
9- 12	0- 2	0- 3	OVERALL	1- 5	8- 2	5- 0				
8- 6	0- 2	0- 0	HOME	1- 2	7- 2	5- 0				
1- 6	0- 0	0- 3	AWAY	0- 3	1- 0	0- 0				
0- 0	0- 0	0- 0	NEUTRAL	0- 0	0- 0	0- 0				
8- 5	0- 0	0- 1	NON-CONFERENCE	0- 3	8- 1	5- 0				
7- 3	0- 0	0- 0	HOME	0- 2	7- 1	5- 0				
1- 2	0- 0	0- 1	AWAY	0- 1	1- 0	0- 0				
0- 0	0- 0	0- 0	NEUTRAL	0- 0	0- 0	0- 0				
1- 7	0- 2	0- 2	CONFERENCE	1- 2	0- 1	0- 0				
1- 3	0- 2	0- 0	HOME	1- 0	0- 1	0- 0				
0- 4	0- 0	0- 2	AWAY	0- 2	0- 0	0- 0				
0- 0	0- 0	0- 0	NEUTRAL	0- 0	0- 0	0- 0				

RPI 1-25				RPI 26-50				RPI 51-100				RPI 101+ Team's RPI: 148			
RPI	S	Opponent	Score	RPI	S	Opponent	Score	RPI	S	Opponent	Score	RPI	S	Opponent	Score
2	H	Notre Dame	53 87	27	A	Syracuse	52 70	54	H	Duquesne	53 66	109	H	Wake Forest	49 58
5	H	Louisville	51 77	31	A	Virginia	50 62	61	H	Georgia Tech	68 62	139	A	Cincinnati	66 46
				35	A	West Virginia	52 73	62	A	Virginia Tech	66 89	157	H	Bucknell	57 39
								77	A	Fordham	55 58	193	H	Wisconsin	57 58
								80	H	Penn St.	48 59	194	H	Arkansas St.	87 47
								88	A	North Carolina	67 68	243	H	Youngstown St.	66 58
												265	H	Cornell	51 39
												271	H	Towson	81 63
												279	H	UNCW	74 55
												341	H	Chicago St.	87 49
LAST 12 Division I GAMES:															
2	H	Notre Dame	53 87	109	H	Wake Forest	49 58								
27	A	Syracuse	52 70	341	H	Chicago St.	87 49								
5	H	Louisville	51 77	31	A	Virginia	50 62								
61	H	Georgia Tech	68 62	157	H	Bucknell	57 39								
62	A	Virginia Tech	66 89	80	H	Penn St.	48 59								
88	A	North Carolina	67 68	279	H	UNCW	74 55								

Non-Div I Games:

Pittsburgh

P
o
r
t
l
a
n
d

Portland				Through Games Of Jan. 26, 2018							
Average RPI	Win:	272	WON-LOST	WINNING	LAST 10	STRENGTH OF	OPP. STRENGTH	TEAM	ADJ.	CONF.	ADJ CONF.
Average RPI	Loss:	163	RECORD	PCT. RANK	GAMES	SCHEDULE	OF SCHEDULE	RPI	RPI	RPI	RPI
DIV. I ONLY		2- 16	329	0- 10	155	273	319	319	12	12	
DIV. I NON-CONF.		2- 7	286	0- 3	246	325	331	331	11	11	

TOTALS		RPI 1-25	RPI 26-50		W-L RECORDS		RPI 51-100	RPI 101-999	RPI 201+		
2- 16		0- 0	0- 0		OVERALL		0- 2	2- 14	2- 2		
2- 9		0- 0	0- 0		HOME		0- 1	2- 8	2- 1		
0- 7		0- 0	0- 0		AWAY		0- 1	0- 6	0- 1		
0- 0		0- 0	0- 0		NEUTRAL		0- 0	0- 0	0- 0		
2- 7		0- 0	0- 0		NON-CONFERENCE		0- 0	2- 7	2- 1		
2- 4		0- 0	0- 0		HOME		0- 0	2- 4	2- 0		
0- 3		0- 0	0- 0		AWAY		0- 0	0- 3	0- 1		
0- 0		0- 0	0- 0		NEUTRAL		0- 0	0- 0	0- 0		
0- 9		0- 0	0- 0		CONFERENCE		0- 2	0- 7	0- 1		
0- 5		0- 0	0- 0		HOME		0- 1	0- 4	0- 1		
0- 4		0- 0	0- 0		AWAY		0- 1	0- 3	0- 0		
0- 0		0- 0	0- 0		NEUTRAL		0- 0	0- 0	0- 0		

P
o
r
t
l
a
n
d

RPI 1-25				RPI 26-50				RPI 51-100				RPI 101+ Team's RPI: 319					
RPI	S	Opponent	Score	RPI	S	Opponent	Score	RPI	S	Opponent	Score	RPI	S	Opponent	Score		
								65	A	Gonzaga	36	75	114	H	BYU	58	72
								65	H	Gonzaga	56	70	135	A	Washington	67	93
													136	H	Portland St.	71	77
													142	H	Weber St.	70	91
													143	H	Saint Francis (PA)	101	106
													156	A	San Francisco	75	84
													158	A	Pacific	55	91
													169	H	Loyola Marymount	60	63
													188	H	Boise St.	47	73
													189	A	UC Irvine	52	63
													196	A	San Diego	52	59
													196	H	San Diego	60	75
													245	H	Hawaii	76	47
													254	H	Santa Clara	43	50
													298	A	Cal St. Fullerton	61	66
													299	H	Utah Valley	71	64
LAST 12 Division I GAMES:																	
				65	A	Gonzaga	36	75	196	A	San Diego	52	59				
				169	H	Loyola Marymount	60	63	156	A	San Francisco	75	84				
				196	H	San Diego	60	75	114	H	BYU	58	72				
				158	A	Pacific	55	91	143	H	Saint Francis (PA)	101	106				
				65	H	Gonzaga	56	70	142	H	Weber St.	70	91				
				254	H	Santa Clara	43	50	188	H	Boise St.	47	73				

Non-Div I Games: Willamette 72 52 Warner Paci fi c 95 59

Portland

Average RPI Win: 213		WON-LOST RECORD	WINNING PCT. RANK	LAST 10 GAMES	STRENGTH OF SCHEDULE	OPP. STRENGTH OF SCHEDULE	TEAM RPI	ADJ. RPI	CONF. RPI	ADJ CONF. RPI
Average RPI Loss: 146										
DIV. I ONLY		8- 8	172	6- 3	145	219	136	136	19	19
DIV. I NON-CONF.		4- 5	202	3- 1	124	170	103	103	14	14
TOTALS		RPI 1-25	RPI 26-50	W-L RECORDS		RPI 51-100	RPI 101-999	RPI 201+		
8- 8	0- 0		0- 0	OVERALL		0- 2	8- 6	5- 2		
4- 2	0- 0		0- 0	HOME		0- 0	4- 2	2- 0		
4- 6	0- 0		0- 0	AWAY		0- 2	4- 4	3- 2		
0- 0	0- 0		0- 0	NEUTRAL		0- 0	0- 0	0- 0		
4- 5	0- 0		0- 0	NON-CONFERENCE		0- 2	4- 3	2- 1		
1- 0	0- 0		0- 0	HOME		0- 0	1- 0	0- 0		
3- 5	0- 0		0- 0	AWAY		0- 2	3- 3	2- 1		
0- 0	0- 0		0- 0	NEUTRAL		0- 0	0- 0	0- 0		
4- 3	0- 0		0- 0	CONFERENCE		0- 0	4- 3	3- 1		
3- 2	0- 0		0- 0	HOME		0- 0	3- 2	2- 0		
1- 1	0- 0		0- 0	AWAY		0- 0	1- 1	1- 1		
0- 0	0- 0		0- 0	NEUTRAL		0- 0	0- 0	0- 0		

RPI 1-25				RPI 26-50				RPI 51-100				RPI 101+				Team's RPI: 136	
RPI	S	Opponent	Score	RPI	S	Opponent	Score	RPI	S	Opponent	Score	RPI	S	Opponent	Score		
								55	A	UC Davis	67 79	101	H	Ole Miss	94 79		
								65	A	Gonzaga	52 91	115	A	UNLV	80 88		
												142	H	Weber St.	77 64		
												145	H	Idaho St.	59 88		
												162	A	Nevada	55 67		
												181	H	Idaho	90 101		
												189	A	UC Irvine	82 72		
												210	A	Seattle U	77 91		
												211	H	Eastern Wash.	75 60		
												217	A	Montana St.	69 60		
												234	A	Montana	53 69		
												258	A	San Jose St.	90 78		
												268	H	Sacramento St.	74 73		
												319	A	Portland	77 71		
LAST 12 Division I GAMES:																	
				142	H	Weber St.	77 64	268	H	Sacramento St.	74 73						
				145	H	Idaho St.	59 88	101	H	Ole Miss	94 79						
				234	A	Montana	53 69	189	A	UC Irvine	82 72						
				217	A	Montana St.	69 60	65	A	Gonzaga	52 91						
				181	H	Idaho	90 101	319	A	Portland	77 71						
				211	H	Eastern Wash.	75 60	210	A	Seattle U	77 91						

Non-Div I Games:	Northwest (WA)	63	60	Multnomah	95	32
------------------	----------------	----	----	-----------	----	----

Portland St.

■ Loss, ■ Non-Conf, S Site, H Home A Away N Neutral

Average RPI Win:	288	WON-LOST	WINNING	LAST 10	STRENGTH OF	OPP. STRENGTH	TEAM	ADJ.	CONF.	ADJ CONF.
Average RPI Loss:	201	RECORD	PCT. RANK	GAMES	SCHEDULE	OF SCHEDULE	RPI	RPI	RPI	RPI
DIV. I ONLY	4- 12	294	4- 6	234	346	295	295	32	32	
DIV. I NON-CONF.	0- 9	337	0- 5	64	319	300	300	32	32	

TOTALS	RPI 1-25	RPI 26-50	W-L RECORDS	RPI 51-100	RPI 101-999	RPI 201+				
4- 12	0- 1	0- 0	OVERALL	0- 0	4- 11	4- 7				
3- 2	0- 0	0- 0	HOME	0- 0	3- 2	3- 1				
1- 9	0- 1	0- 0	AWAY	0- 0	1- 8	1- 5				
0- 1	0- 0	0- 0	NEUTRAL	0- 0	0- 1	0- 1				
0- 9	0- 1	0- 0	NON-CONFERENCE	0- 0	0- 8	0- 4				
0- 1	0- 0	0- 0	HOME	0- 0	0- 1	0- 0				
0- 7	0- 1	0- 0	AWAY	0- 0	0- 6	0- 3				
0- 1	0- 0	0- 0	NEUTRAL	0- 0	0- 1	0- 1				
4- 3	0- 0	0- 0	CONFERENCE	0- 0	4- 3	4- 3				
3- 1	0- 0	0- 0	HOME	0- 0	3- 1	3- 1				
1- 2	0- 0	0- 0	AWAY	0- 0	1- 2	1- 2				
0- 0	0- 0	0- 0	NEUTRAL	0- 0	0- 0	0- 0				

RPI 1-25				RPI 26-50				RPI 51-100				RPI 101+ Team's RPI: 295			
RPI	S	Opponent	Score	RPI	S	Opponent	Score	RPI	S	Opponent	Score	RPI	S	Opponent	Score
14	A	Texas A&M	70 98									111	H	Rice	68 88
												112	A	Clemson	58 64
												166	A	Texas St.	57 84
												173	A	Colorado St.	59 71
												202	A	Bethune-Cookman	52 77
												208	H	Southern U.	69 62
												231	A	Texas Tech	60 89
												255	A	Grambling	79 81
												256	A	Texas Southern	61 56
												266	N	A&M-Corpus Christi	62 72
												276	H	Alcorn	72 73
												294	A	Jackson St.	61 70
												316	A	UTRGV	62 78
												340	H	Ark.-Pine Bluff	64 52
												347	H	Mississippi Val.	78 73

LAST 12 Division I GAMES:															
347	H	Mississippi Val.	78 73	276	H	Alcorn	72 73	111	H	Rice	68 88	173	A	Colorado St.	59 71
340	H	Ark.-Pine Bluff	64 52	111	H	Rice	68 88	231	A	Texas Tech	60 89	112	A	Clemson	58 64
294	A	Jackson St.	61 70	173	A	Colorado St.	59 71	166	A	Texas St.	57 84	202	A	Bethune-Cookman	52 77
255	A	Grambling	79 81	231	A	Texas Tech	60 89	208	H	Southern U.	69 62	255	A	Grambling	79 81
256	A	Texas Southern	61 56	112	A	Clemson	58 64	256	A	Texas Southern	61 56	266	N	A&M-Corpus Christi	62 72
208	H	Southern U.	69 62	166	A	Texas St.	57 84	276	H	Alcorn	72 73	294	A	Jackson St.	61 70

Non-Div I Games: Texas-Tyler 99 56 Arlington Baptist 116 73

Prairie View

Average RPI Win:	268	WON-LOST	WINNING	LAST 10	STRENGTH OF	OPP. STRENGTH	TEAM	ADJ.	CONF.	ADJ CONF.
Average RPI Loss:	152	RECORD	PCT. RANK	GAMES	SCHEDULE	OF SCHEDULE	RPI	RPI	RPI	RPI
DIV. I ONLY	6- 12	261	5- 5	211	232	259	259	29	29	
DIV. I NON-CONF.	3- 8	268	2- 3	161	137	245	245	29	29	

TOTALS	RPI 1-25	RPI 26-50	W-L RECORDS	RPI 51-100	RPI 101-999	RPI 201+				
6- 12	0- 2	0- 0	OVERALL	0- 3	6- 7	5- 5				
5- 3	0- 0	0- 0	HOME	0- 0	5- 3	4- 2				
1- 9	0- 0	0- 0	AWAY	0- 1	1- 1	1- 1				
0- 0	0- 0	0- 0	NEUTRAL	0- 0	0- 0	0- 0				
3- 8	0- 2	0- 0	NON-CONFERENCE	0- 3	3- 3	2- 3				
2- 2	0- 0	0- 0	HOME	0- 0	2- 2	1- 2				
1- 6	0- 2	0- 0	AWAY	0- 3	1- 1	1- 1				
0- 0	0- 0	0- 0	NEUTRAL	0- 0	0- 0	0- 0				
3- 4	0- 0	0- 0	CONFERENCE	0- 0	3- 4	3- 2				
3- 1	0- 0	0- 0	HOME	0- 0	3- 1	3- 0				
0- 3	0- 0	0- 0	AWAY	0- 0	0- 3	0- 2				
0- 0	0- 0	0- 0	NEUTRAL	0- 0	0- 0	0- 0				

RPI 1-25				RPI 26-50				RPI 51-100				RPI 101+ Team's RPI: 259			
RPI	S	Opponent	Score	RPI	S	Opponent	Score	RPI	S	Opponent	Score	RPI	S	Opponent	Score
8	A	UCLA	40 76					82	A	Belmont	48 90	119	A	High Point	55 81
18	A	Duke	45 79					88	A	North Carolina	56 91	144	H	Liberty	64 76
								94	A	Chattanooga	51 71	168	H	Furman	76 75
												204	A	Radford	55 93
												207	H	Gardner-Webb	72 69
												229	A	San Diego St.	50 77
												235	H	UNCG	57 64
												248	H	Campbell	65 59
												251	H	Kennesaw St.	51 60
												304	A	USC Upstate	83 69
												334	H	N. C. Central	69 60
												345	H	Winthrop	78 45
												348	A	Longwood	56 66

LAST 12 Division I GAMES:															
345	H	Winthrop	78 45	144	H	Liberty	64 76								
204	A	Radford	55 93	168	H	Furman	76 75								
207	H	Gardner-Webb	72 69	235	H	UNCG	57 64								
248	H	Campbell	65 59	334	H	N. C. Central	69 60								
119	A	High Point	55 81	88	A	North Carolina	56 91								
348	A	Longwood	56 66	82	A	Belmont	48 90								

Non-Div I Games:

Average RPI Win:	170	WON-LOST	WINNING	LAST 10	STRENGTH OF	OPP. STRENGTH	TEAM	ADJ.	CONF.	ADJ CONF.
Average RPI Loss:	33	RECORD	PCT. RANK	GAMES	SCHEDULE	OF SCHEDULE	RPI	RPI	RPI	RPI
DIV. I ONLY	13- 3	26	9- 1	120	75	45	45	9	9	
DIV. I NON-CONF.	10- 3	51	7- 2	110	35	46	46	9	9	

TOTALS	RPI 1-25	RPI 26-50	W-L RECORDS	RPI 51-100	RPI 101-999	RPI 201+				
13- 3	0- 1	0- 1	OVERALL	4- 1	9- 0	5- 0				
5- 2	0- 0	0- 1	HOME	1- 1	4- 0	3- 0				
6- 1	0- 1	0- 0	AWAY	2- 0	4- 0	2- 0				
2- 0	0- 0	0- 0	NEUTRAL	1- 0	1- 0	0- 0				
10- 3	0- 1	0- 1	NON-CONFERENCE	4- 1	6- 0	3- 0				
3- 2	0- 0	0- 1	HOME	1- 1	2- 0	1- 0				
5- 1	0- 1	0- 0	AWAY	2- 0	3- 0	2- 0				
2- 0	0- 0	0- 0	NEUTRAL	1- 0	1- 0	0- 0				
3- 0	0- 0	0- 0	CONFERENCE	0- 0	3- 0	2- 0				
2- 0	0- 0	0- 0	HOME	0- 0	2- 0	2- 0				
1- 0	0- 0	0- 0	AWAY	0- 0	1- 0	0- 0				
0- 0	0- 0	0- 0	NEUTRAL	0- 0	0- 0	0- 0				

RPI 1-25				RPI 26-50				Team's RPI: 45				RPI 51-100				RPI 101+			
RPI	S	Opponent	Score	RPI	S	Opponent	Score	RPI	S	Opponent	Score	RPI	S	Opponent	Score	RPI	S	Opponent	Score
13	A	Rutgers	50 70	26	H	Villanova	59 62	58	A	Quinnipiac	60 46	104	A	Penn	70 55				
								61	H	Georgia Tech	56 67	116	H	Delaware	78 60				
								93	A	Seton Hall	85 83	147	A	Davidson	63 57				
								94	N	Chattanooga	59 49	167	N	Saint Joseph's	63 54				
								99	H	George Washington	72 52	209	H	Columbia	69 47				
												218	A	Lafayette	53 45				
												265	H	Cornell	75 54				
												314	A	Wagner	58 37				
												329	H	UMBC	77 40				
LAST 12 Division I GAMES:																			
265	H	Cornell	75 54	314	A	Wagner	58 37												
209	H	Columbia	69 47	13	A	Rutgers	50 70												
104	A	Penn	70 55	58	A	Quinnipiac	60 46												
329	H	UMBC	77 40	218	A	Lafayette	53 45												
94	N	Chattanooga	59 49	116	H	Delaware	78 60												
167	N	Saint Joseph's	63 54	26	H	Villanova	59 62												

Non-Div I Games:

Princeton

Average RPI Win:	184	WON-LOST	WINNING	LAST 10	STRENGTH OF	OPP. STRENGTH	TEAM	ADJ.	CONF.	ADJ CONF.
Average RPI Loss:	100	RECORD	PCT. RANK	GAMES	SCHEDULE	OF SCHEDULE	RPI	RPI	RPI	RPI
DIV. I ONLY	8- 14	252	1- 9	123	68	195	195	6	6	
DIV. I NON-CONF.	7- 5	132	1- 1	236	197	167	167	5	5	

TOTALS	RPI 1-25	RPI 26-50	W-L RECORDS	RPI 51-100	RPI 101-999	RPI 201+				
8- 14	0- 1	1- 3	OVERALL	0- 6	7- 4	2- 2				
2- 8	0- 1	0- 2	HOME	0- 3	2- 2	1- 1				
3- 6	0- 0	1- 1	AWAY	0- 3	2- 2	0- 1				
3- 0	0- 0	0- 0	NEUTRAL	0- 0	3- 0	1- 0				
7- 5	0- 0	0- 0	NON-CONFERENCE	0- 3	7- 2	2- 2				
2- 3	0- 0	0- 0	HOME	0- 2	2- 1	1- 1				
2- 2	0- 0	0- 0	AWAY	0- 1	2- 1	0- 1				
3- 0	0- 0	0- 0	NEUTRAL	0- 0	3- 0	1- 0				
1- 9	0- 1	1- 3	CONFERENCE	0- 3	0- 2	0- 0				
0- 5	0- 1	0- 2	HOME	0- 1	0- 1	0- 0				
1- 4	0- 0	1- 1	AWAY	0- 2	0- 1	0- 0				
0- 0	0- 0	0- 0	NEUTRAL	0- 0	0- 0	0- 0				

RPI	S	Opponent	Score	RPI	S	Opponent	Score	RPI	S	Opponent	Score	RPI	S	Opponent	Score	Team's RPI: 195
19	H	Marquette	60 77	26	H	Villanova	55 63	58	A	Quinnipiac	36 62	102	N	Wright St.	74 69	
				30	H	DePaul	48 71	80	H	Penn St.	51 60	129	H	Georgetown	43 75	
				39	A	St. John's (NY)	49 44	91	A	Butler	57 68	134	A	Yale	55 51	
				50	A	Creighton	56 73	93	A	Seton Hall	56 65	163	A	Northeastern	98 95	
								93	H	Seton Hall	56 65	170	A	Xavier	59 68	
								98	H	Brown	59 64	182	N	Stetson	56 45	
												183	H	Boston College	63 55	
												209	H	Columbia	64 73	
												260	A	Sacred Heart	75 78	
												322	H	Rhode Island	65 41	
												344	N	Savannah St.	78 48	

LAST 12 Division I GAMES:																
				93	H	Seton Hall	56 65	93	A	Seton Hall	56 65					
				91	A	Butler	57 68	39	A	St. John's (NY)	49 44					
				170	A	Xavier	59 68	26	H	Villanova	55 63					
				50	A	Creighton	56 73	129	H	Georgetown	43 75					
				19	H	Marquette	60 77	183	H	Boston College	63 55					
				30	H	DePaul	48 71	260	A	Sacred Heart	75 78					

Non-Div I Games:

Providence

Average RPI Win:	146	WON-LOST	WINNING	LAST 10	STRENGTH OF	OPP. STRENGTH	TEAM	ADJ.	CONF.	ADJ CONF.
Average RPI Loss:	55	RECORD	PCT. RANK	GAMES	SCHEDULE	OF SCHEDULE	RPI	RPI	RPI	RPI
DIV. I ONLY	13- 8	110	7- 3	21	46	49	49	3	3	
DIV. I NON-CONF.	9- 5	99	4- 1	33	108	56	56	4	4	

TOTALS	RPI 1-25	RPI 26-50	W-L RECORDS	RPI 51-100	RPI 101-999	RPI 201+				
13- 8	2- 1	1- 2	OVERALL	1- 5	9- 0	4- 0				
9- 2	1- 0	0- 1	HOME	1- 1	7- 0	3- 0				
3- 5	1- 1	1- 0	AWAY	0- 4	1- 0	1- 0				
1- 1	0- 0	0- 1	NEUTRAL	0- 0	1- 0	0- 0				
9- 5	0- 0	1- 2	NON-CONFERENCE	1- 3	7- 0	4- 0				
6- 2	0- 0	0- 1	HOME	1- 1	5- 0	3- 0				
2- 2	0- 0	1- 0	AWAY	0- 2	1- 0	1- 0				
1- 1	0- 0	0- 1	NEUTRAL	0- 0	1- 0	0- 0				
4- 3	2- 1	0- 0	CONFERENCE	0- 2	2- 0	0- 0				
3- 0	1- 0	0- 0	HOME	0- 0	2- 0	0- 0				
1- 3	1- 1	0- 0	AWAY	0- 2	0- 0	0- 0				
0- 0	0- 0	0- 0	NEUTRAL	0- 0	0- 0	0- 0				

RPI 1-25				RPI 26-50				RPI 51-100				RPI 101+			
RPI	S	Opponent	Score	RPI	S	Opponent	Score	RPI	S	Opponent	Score	RPI	S	Opponent	Score
13	A	Rutgers	50 58	32	H	Bal l St.	60 66	56	A	Nebraska	51 75	117	H	Mi ami (OH)	75 66
13	H	Rutgers	47 33	37	A	Central Mi ch.	79 69	61	A	Georgi a Tech	55 68	137	H	Lamar Universi ty	79 64
23	A	Iowa	76 70	47	N	Southern Cal i forni a	46 58	71	H	Saint Mary's (CA)	70 60	177	N	Marist	61 47
								74	A	I ndi ana	54 72	184	H	Northwestern	63 60
								75	H	Oh i o	71 77	193	H	Wi sconsi n	57 35
								78	A	Utah	68 81	211	H	Eastern Wash.	65 40
												224	H	UT Martin	60 58
												245	A	Hawai i	79 67
												267	H	Val parai so	95 49

LAST 12 Di vi si on I GAMES:															
56	A	Nebraska	51 75	13	A	Rutgers	50 58	224	H	UT Martin	60 58	211	H	Eastern Wash.	65 40
184	H	Northwestern	63 60	71	H	Saint Mary's (CA)	70 60	75	H	Oh i o	71 77	74	A	I ndi ana	54 72
23	A	Iowa	76 70	267	H	Val parai so	95 49								
13	H	Rutgers	47 33												
74	A	I ndi ana	54 72												
193	H	Wi sconsi n	57 35												

Non-Di v I Games:

Purdue

Average RPI	W n:	212	WON-LOST	WINNING	LAST 10	STRENGTH OF	OPP. STRENGTH	TEAM	ADJ.	CONF.	ADJ CONF.
Average RPI	Loss:	26	RECORD	PCT. RANK	GAMES	SCHEDULE	OF SCHEDULE	RPI	RPI	RPI	RPI
DIV. I ONLY		16- 5		39	10- 0	128	142	58	58	26	26
DIV. I NON-CONF.		6- 5		153	1- 1	6	11	24	24	25	25

TOTALS	RPI 1-25		RPI 26-50		W-L RECORDS	RPI 51-100		RPI 101-999		RPI 201+	
16- 5	0- 3		1- 2		OVERALL	2- 0		13- 0		9- 0	
9- 1	0- 0		0- 1		HOME	2- 0		7- 0		4- 0	
7- 3	0- 2		1- 1		AWAY	0- 0		6- 0		5- 0	
0- 1	0- 1		0- 0		NEUTRAL	0- 0		0- 0		0- 0	
6- 5	0- 3		1- 2		NON-CONFERENCE	2- 0		3- 0		1- 0	
3- 1	0- 0		0- 1		HOME	2- 0		1- 0		0- 0	
3- 3	0- 2		1- 1		AWAY	0- 0		2- 0		1- 0	
0- 1	0- 1		0- 0		NEUTRAL	0- 0		0- 0		0- 0	
10- 0	0- 0		0- 0		CONFERENCE	0- 0		10- 0		8- 0	
6- 0	0- 0		0- 0		HOME	0- 0		6- 0		4- 0	
4- 0	0- 0		0- 0		AWAY	0- 0		4- 0		4- 0	
0- 0	0- 0		0- 0		NEUTRAL	0- 0		0- 0		0- 0	

RPI	S	Opponent	Score	RPI	S	Opponent	Score	RPI	S	Opponent	Score	RPI	S	Opponent	Score
7	A	Ohio St.	63 95	37	A	Central Mich.	84 70	53	H	Northern Colo.	60 49	177	H	Marist	62 56
12	N	Missouri	51 66	41	A	Michigan St.	55 74	57	H	Dayton	72 66	192	A	Hampton	64 58
23	A	Iowa	67 83	45	H	Princeton	46 60					195	H	Provi dence	62 36
												197	H	Si ena	68 54
												214	H	Ni agara	77 61
												228	A	Ri chmond	81 65
												237	A	Manhattan	80 64
												264	H	Ri der	73 66
												272	H	Fai rfi eld	77 45
												293	A	Can i si us	84 55
												296	A	Monmouth	76 55
												337	H	Saint Peter's	86 39
												342	A	Iona	74 38

LAST 12 Di vi si on I GAMES:															
293	A	Can i si us	84 55	342	A	Iona	74 38								
272	H	Fai rfi eld	77 45	214	H	Ni agara	77 61								
296	A	Monmouth	76 55	237	A	Manhattan	80 64								
264	H	Ri der	73 66	197	H	Si ena	68 54								
337	H	Saint Peter's	86 39	37	A	Central Mi ch.	84 70								
177	H	Marist	62 56	41	A	Mi chi gan St.	55 74								

Non-Di v I Games:

Qui nni pi ac

Average RPI Win:	277	WON-LOST	WINNING	LAST 10	STRENGTH OF	OPP. STRENGTH	TEAM	ADJ.	CONF.	ADJ CONF.
Average RPI Loss:	158	RECORD	PCT. RANK	GAMES	SCHEDULE	OF SCHEDULE	RPI	RPI	RPI	RPI
DIV. I ONLY	11- 6	94	7- 2	330	284	204	204	29	29	
DIV. I NON-CONF.	6- 4	122	3- 1	304	208	179	179	29	29	

TOTALS	RPI 1-25	RPI 26-50	W-L RECORDS	RPI 51-100	RPI 101-999	RPI 201+				
11- 6	0- 0	0- 1	OVERALL	0- 2	11- 3	10- 3				
6- 1	0- 0	0- 0	HOME	0- 0	6- 1	5- 1				
3- 4	0- 0	0- 0	AWAY	0- 0	3- 2	3- 2				
2- 1	0- 0	0- 1	NEUTRAL	0- 0	2- 0	2- 0				
6- 4	0- 0	0- 1	NON-CONFERENCE	0- 2	6- 1	6- 1				
3- 0	0- 0	0- 0	HOME	0- 0	3- 0	3- 0				
1- 3	0- 0	0- 0	AWAY	0- 2	1- 1	1- 1				
2- 1	0- 0	0- 1	NEUTRAL	0- 0	2- 0	2- 0				
5- 2	0- 0	0- 0	CONFERENCE	0- 0	5- 2	4- 2				
3- 1	0- 0	0- 0	HOME	0- 0	3- 1	2- 1				
2- 1	0- 0	0- 0	AWAY	0- 0	2- 1	2- 1				
0- 0	0- 0	0- 0	NEUTRAL	0- 0	0- 0	0- 0				

RPI 1-25				RPI 26-50				RPI 51-100				RPI 101+				Team's RPI: 204
RPI	S	Opponent	Score	RPI	S	Opponent	Score	RPI	S	Opponent	Score	RPI	S	Opponent	Score	
				35	N	West Virginia	55 75	62	A	Virginia Tech	42 68	119	H	High Point	50 47	
								88	A	North Carolina	46 79	207	A	Gardner-Webb	53 69	
												220	N	Abilene Christian	71 65	
												235	H	UNCG	56 53	
												246	H	UNC Asheville	56 67	
												259	H	Presbyterian	93 55	
												271	N	Towson	69 66	
												284	H	Appalachian St.	61 40	
												306	H	VCU	79 62	
												309	A	Western Caro.	27 39	
												328	A	Tennessee Tech	60 41	
												332	A	Charleston So.	61 56	
												345	H	Winthrop	78 52	
												348	A	Longwood	52 33	
LAST 12 Division I GAMES:																
				119	H	High Point	50 47	345	H	Winthrop	78 52					
				259	H	Presbyterian	93 55	271	N	Towson	69 66					
				348	A	Longwood	52 33	220	N	Abilene Christian	71 65					
				332	A	Charleston So.	61 56	35	N	West Virginia	55 75					
				246	H	UNC Asheville	56 67	306	H	VCU	79 62					
				207	A	Gardner-Webb	53 69	309	A	Western Caro.	27 39					

Non-Div I Games: UVa-Wise 75 43

Radford

Average RPI Win:	278	WON-LOST	WINNING	LAST 10	STRENGTH OF	OPP. STRENGTH	TEAM	ADJ.	CONF.	ADJ CONF.
Average RPI Loss:	158	RECORD	PCT. RANK	GAMES	SCHEDULE	OF SCHEDULE	RPI	RPI	RPI	RPI
DIV. I ONLY	3- 17	319	1- 8	245	163	322	322	13	13	
DIV. I NON-CONF.	2- 10	300	1- 2	230	230	318	318	10	10	

TOTALS	RPI 1-25	RPI 26-50	W-L RECORDS	RPI 51-100	RPI 101-999	RPI 201+				
3- 17	0- 0	0- 2	OVERALL	0- 4	3- 11	3- 5				
3- 5	0- 0	0- 1	HOME	0- 1	3- 3	3- 3				
0- 11	0- 0	0- 1	AWAY	0- 3	0- 7	0- 1				
0- 1	0- 0	0- 0	NEUTRAL	0- 0	0- 1	0- 1				
2- 10	0- 0	0- 2	NON-CONFERENCE	0- 1	2- 7	2- 2				
2- 2	0- 0	0- 1	HOME	0- 0	2- 1	2- 1				
0- 7	0- 0	0- 1	AWAY	0- 1	0- 5	0- 0				
0- 1	0- 0	0- 0	NEUTRAL	0- 0	0- 1	0- 1				
1- 7	0- 0	0- 0	CONFERENCE	0- 3	1- 4	1- 3				
1- 3	0- 0	0- 0	HOME	0- 1	1- 2	1- 2				
0- 4	0- 0	0- 0	AWAY	0- 2	0- 2	0- 1				
0- 0	0- 0	0- 0	NEUTRAL	0- 0	0- 0	0- 0				

RPI 1-25				RPI 26-50				RPI 51-100				RPI 101+				Team's RPI: 322	
RPI	S	Opponent	Score	RPI	S	Opponent	Score	RPI	S	Opponent	Score	RPI	S	Opponent	Score		
				41	A	Michigan St.	38 82	57	A	Dayton	58 116	104	A	Penn	66 84		
				44	H	Minnesota	60 82	89	A	Dartmouth	54 70	147	A	Davids on	67 77		
								97	H	George Mason	53 92	172	A	Jacksonville St.	53 63		
								99	A	George Washington	52 65	177	A	Marist	42 64		
												186	A	Samford	37 67		
												195	A	Providence	41 65		
												212	H	La Salle	72 63		
												222	H	Holy Cross	63 69		
												228	H	Richmond	53 74		
												236	A	St. Bonaventure	70 81		
												272	H	Fairfield	62 47		
												282	N	Bryant	52 58		
												306	H	VCU	49 61		
												349	H	UMass Lowell	81 64		
LAST 12 Division I GAMES:																	
				99	A	George Washington	52 65	57	A	Dayton	58 116						
				212	H	La Salle	72 63	228	H	Richmond	53 74						
				236	A	St. Bonaventure	70 81	104	A	Penn	66 84						
				97	H	George Mason	53 92	222	H	Holy Cross	63 69						
				306	H	VCU	49 61	272	H	Fairfield	62 47						
				147	A	Davids on	67 77	41	A	Michigan St.	38 82						

Non-Div I Games: Southern Conn. St. 57 62

Rhode Island

Average RPI Win:	254	WON-LOST	WINNING	LAST 10	STRENGTH OF	OPP. STRENGTH	TEAM	ADJ.	CONF.	ADJ CONF.
Average RPI Loss:	137	RECORD	PCT. RANK	GAMES	SCHEDULE	OF SCHEDULE	RPI	RPI	RPI	RPI
DIV. I ONLY	15- 3	20	9- 1	338	194	111	111	18	18	
DIV. I NON-CONF.	10- 2	33	5- 1	339	235	138	138	19	19	

TOTALS	RPI 1-25	RPI 26-50	W-L RECORDS	RPI 51-100	RPI 101-999	RPI 201+				
15- 3	0- 1	0- 0	OVERALL	0- 0	15- 2	11- 1				
7- 0	0- 0	0- 0	HOME	0- 0	7- 0	5- 0				
8- 3	0- 1	0- 0	AWAY	0- 0	8- 2	6- 1				
0- 0	0- 0	0- 0	NEUTRAL	0- 0	0- 0	0- 0				
10- 2	0- 1	0- 0	NON-CONFERENCE	0- 0	10- 1	9- 0				
5- 0	0- 0	0- 0	HOME	0- 0	5- 0	4- 0				
5- 2	0- 1	0- 0	AWAY	0- 0	5- 1	5- 0				
0- 0	0- 0	0- 0	NEUTRAL	0- 0	0- 0	0- 0				
5- 1	0- 0	0- 0	CONFERENCE	0- 0	5- 1	2- 1				
2- 0	0- 0	0- 0	HOME	0- 0	2- 0	1- 0				
3- 1	0- 0	0- 0	AWAY	0- 0	3- 1	1- 1				
0- 0	0- 0	0- 0	NEUTRAL	0- 0	0- 0	0- 0				

RPI 1-25				RPI 26-50				RPI 51-100				RPI 101+ Team's RPI: 111			
RPI	S	Opponent	Score	RPI	S	Opponent	Score	RPI	S	Opponent	Score	RPI	S	Opponent	Score
14	A	Texas A&M	76 82									121	H	Little Rock	58 51
												124	H	UTEP	56 42
												125	A	Kansas	65 73
												171	A	Charlotte	62 55
												201	A	Fla. Atlantic	67 53
												209	H	Columbia	67 44
												221	A	North Texas	50 49
												266	A	A&M-Corpus Christi	67 56
												273	A	FIU	58 68
												274	A	Grand Canyon	69 59
												295	A	Prairie View	88 68
												297	H	Incarnate Word	60 43
												312	H	UTSA	83 52
												324	H	Houston Baptist	67 45
												326	A	Northern Ariz.	88 83
												331	A	Sam Houston St.	79 50
												333	H	La. -Monroe	63 47
LAST 12 Division I GAMES:															
124	H	UTEP	56 42	209	H	Columbia	67 44								
171	A	Charlotte	62 55	295	A	Prairie View	88 68								
273	A	FIU	58 68	266	A	A&M-Corpus Christi	67 56								
201	A	Fla. Atlantic	67 53	333	H	La. -Monroe	63 47								
312	H	UTSA	83 52	297	H	Incarnate Word	60 43								
221	A	North Texas	50 49	14	A	Texas A&M	76 82								

Non-Div I Games:

Rice

R
i
c
h
m
o
n
d

Ri chmond				Through Games Of Jan. 26, 2018							
Average RPI	Win:	275	WON-LOST	WINNING	LAST 10	STRENGTH OF	OPP. STRENGTH	TEAM	ADJ.	CONF.	ADJ CONF.
Average RPI	Loss:	124	RECORD	PCT. RANK	GAMES	SCHEDULE	OF SCHEDULE	RPI	RPI	RPI	RPI
DIV. I ONLY			7- 14	261	2- 8	150	217	228	228	13	13
DIV. I NON-CONF.			5- 8	220	0- 4	176	307	218	218	10	10

TOTALS		RPI 1-25		RPI 26-50	W-L RECORDS	RPI 51-100		RPI 101-999		RPI 201+	
7- 14		0- 0		0- 0	OVERALL	0- 5		7- 9		7- 1	
1- 8		0- 0		0- 0	HOME	0- 4		1- 4		1- 0	
5- 3		0- 0		0- 0	AWAY	0- 0		5- 0		5- 0	
1- 3		0- 0		0- 0	NEUTRAL	0- 0		1- 3		1- 1	
5- 8		0- 0		0- 0	NON-CONFERENCE	0- 2		5- 6		5- 1	
0- 4		0- 0		0- 0	HOME	0- 2		0- 2		0- 0	
4- 1		0- 0		0- 0	AWAY	0- 0		4- 1		4- 0	
1- 3		0- 0		0- 0	NEUTRAL	0- 0		1- 3		1- 1	
2- 6		0- 0		0- 0	CONFERENCE	0- 3		2- 3		2- 0	
1- 4		0- 0		0- 0	HOME	0- 2		1- 2		1- 0	
1- 2		0- 0		0- 0	AWAY	0- 1		1- 1		1- 0	
0- 0		0- 0		0- 0	NEUTRAL	0- 0		0- 0		0- 0	

RPI 1-25				RPI 26-50				RPI 51-100				RPI 101+ Team's RPI: 228			
RPI	S	Opponent	Score	RPI	S	Opponent	Score	RPI	S	Opponent	Score	RPI	S	Opponent	Score
								57	H	Dayton	59 66	102	N	Wright St.	69 85
								58	H	Qui nni pi ac	65 81	109	H	Wake Forest	81 85
								77	H	Fordham	38 43	118	H	Saint Loui s	61 79
								87	H	Navy	56 76	147	H	Davi dson	65 68
								97	A	George Mason	56 77	149	H	William & Mary	64 78
												167	A	Saint Joseph' s	72 81
												180	N	Flori da	80 87
												182	A	Stetson	67 72
												202	N	Bethune-Cookman	50 63
												209	A	Col umbi a	85 79
												212	H	La Salle	77 51
												244	A	East Caroli na	65 64
												272	A	Fairfi eld	72 67
												322	A	Rhode Isl and	74 53
												323	A	Ol d Domi ni on	54 45
												344	N	Savannah St.	100 63

LAST 12 Di vi si on I GAMES:															
								57	H	Dayton	59 66	118	H	Saint Loui s	61 79
								77	H	Fordham	38 43	322	A	Rhode Isl and	74 53
								97	A	George Mason	56 77	202	N	Bethune-Cookman	50 63
								147	H	Davi dson	65 68	182	A	Stetson	67 72
								167	A	Saint Joseph' s	72 81	87	H	Navy	56 76
								212	H	La Salle	77 51	58	H	Qui nni pi ac	65 81

R
i
c
h
m
o
n
d

Non-Di v I Games:

Ri chmond

Average RPI Win:	287	WON-LOST	WINNING	LAST 10	STRENGTH OF	OPP. STRENGTH	TEAM	ADJ.	CONF.	ADJ CONF.
Average RPI Loss:	172	RECORD	PCT. RANK	GAMES	SCHEDULE	OF SCHEDULE	RPI	RPI	RPI	RPI
DIV. I ONLY	8- 12	237	5- 5	294	296	264	264	26	26	
DIV. I NON-CONF.	3- 8	268	1- 2	269	292	283	283	25	25	

TOTALS	RPI 1-25	RPI 26-50	W-L RECORDS	RPI 51-100	RPI 101-999	RPI 201+				
8- 12	0- 0	0- 0	OVERALL	0- 3	8- 9	8- 4				
3- 5	0- 0	0- 0	HOME	0- 0	3- 5	3- 1				
5- 6	0- 0	0- 0	AWAY	0- 3	5- 3	5- 2				
0- 1	0- 0	0- 0	NEUTRAL	0- 0	0- 1	0- 1				
3- 8	0- 0	0- 0	NON-CONFERENCE	0- 2	3- 6	3- 4				
1- 3	0- 0	0- 0	HOME	0- 0	1- 3	1- 1				
2- 4	0- 0	0- 0	AWAY	0- 2	2- 2	2- 2				
0- 1	0- 0	0- 0	NEUTRAL	0- 0	0- 1	0- 1				
5- 4	0- 0	0- 0	CONFERENCE	0- 1	5- 3	5- 0				
2- 2	0- 0	0- 0	HOME	0- 0	2- 2	2- 0				
3- 2	0- 0	0- 0	AWAY	0- 1	3- 1	3- 0				
0- 0	0- 0	0- 0	NEUTRAL	0- 0	0- 0	0- 0				

R
i
d
e
rR
i
d
e
r

RPI 1-25				RPI 26-50				RPI 51-100				RPI 101+				Team's RPI: 264
RPI	S	Opponent	Score	RPI	S	Opponent	Score	RPI	S	Opponent	Score	RPI	S	Opponent	Score	
								58	A	Qui nni pi ac	66 73	157	H	Bucknel l	71 76	
								87	A	Navy	44 63	176	H	Binghamton	54 76	
								93	A	Seton Hal l	49 85	177	A	Marist	67 68	
												177	H	Marist	69 80	
												197	H	Si ena	67 71	
												212	A	La Salle	76 55	
												214	H	Ni agara	65 58	
												218	A	Lafayette	45 60	
												222	H	Holy Cross	56 83	
												244	N	East Carolina	63 66	
												262	A	Mt. St. Mary's	78 82	
												272	A	Fairfi eld	61 45	
												291	H	Vermont	64 49	
												293	H	Canisius	70 54	
												337	A	Saint Peter's	57 52	
												338	A	NJIT	79 64	
												342	A	Iona	62 49	
LAST 12 Division I GAMES:																
				342	A	Iona	62 49	337	A	Saint Peter's	57 52					
				177	A	Marist	67 68	197	H	Si ena	67 71					
				214	H	Ni agara	65 58	177	H	Marist	69 80					
				58	A	Qui nni pi ac	66 73	176	H	Binghamton	54 76					
				272	A	Fairfi eld	61 45	338	A	NJIT	79 64					
				293	H	Canisius	70 54	262	A	Mt. St. Mary's	78 82					

Non-Div I Games:

Ri der

Average RPI Win:	253	WON-LOST	WINNING	LAST 10	STRENGTH OF	OPP. STRENGTH	TEAM	ADJ.	CONF.	ADJ CONF.
Average RPI Loss:	107	RECORD	PCT. RANK	GAMES	SCHEDULE	OF SCHEDULE	RPI	RPI	RPI	RPI
DIV. I ONLY	13- 4	38	8- 1	309	230	141	141	28	28	
DIV. I NON-CONF.	6- 4	122	3- 1	311	130	213	213	28	28	
<hr/>										
TOTALS	RPI 1-25	RPI 26-50	W-L RECORDS	RPI 51-100	RPI 101-999	RPI 201+				
13- 4	0- 0	0- 1	OVERALL	0- 0	13- 3	11- 0				
6- 2	0- 0	0- 0	HOME	0- 0	6- 2	5- 0				
7- 1	0- 0	0- 1	AWAY	0- 0	7- 0	6- 0				
0- 1	0- 0	0- 0	NEUTRAL	0- 0	0- 1	0- 0				
6- 4	0- 0	0- 1	NON-CONFERENCE	0- 0	6- 3	5- 0				
3- 2	0- 0	0- 0	HOME	0- 0	3- 2	3- 0				
3- 1	0- 0	0- 1	AWAY	0- 0	3- 0	2- 0				
0- 1	0- 0	0- 0	NEUTRAL	0- 0	0- 1	0- 0				
7- 0	0- 0	0- 0	CONFERENCE	0- 0	7- 0	6- 0				
3- 0	0- 0	0- 0	HOME	0- 0	3- 0	2- 0				
4- 0	0- 0	0- 0	AWAY	0- 0	4- 0	4- 0				
0- 0	0- 0	0- 0	NEUTRAL	0- 0	0- 0	0- 0				

RPI 1-25				RPI 26-50				RPI 51-100				RPI 101+ Team's RPI: 141			
RPI	S	Opponent	Score	RPI	S	Opponent	Score	RPI	S	Opponent	Score	RPI	S	Opponent	Score
				41	A	Michigan St.	58 100					106	H	Kent St.	31 46
												126	H	Bowling Green	62 64
												143	H	Saint Francis (PA)	63 62
												156	N	San Francisco	45 57
												175	A	Cal Poly	66 50
												218	H	Lafayette	63 42
												243	H	Youngstown St.	84 52
												250	H	LIU Brooklyn	60 53
												260	A	Sacred Heart	91 57
												262	A	Mt. St. Mary's	77 68
												270	A	Northern Ky.	59 50
												277	A	Fairleigh Dickinson	77 68
												283	H	St. Francis Brooklyn	59 36
												296	H	Monmouth	56 38
												303	A	Delaware St.	65 42
												314	A	Wagner	58 52
<hr/>															
LAST 12 Division I GAMES:															
				262	A	Mt. St. Mary's	77 68	277	A	Fairleigh Dickinson	77 68				
				314	A	Wagner	58 52	106	H	Kent St.	31 46				
				143	H	Saint Francis (PA)	63 62	218	H	Lafayette	63 42				
				283	H	St. Francis Brooklyn	59 36	303	A	Delaware St.	65 42				
				250	H	LIU Brooklyn	60 53	296	H	Monmouth	56 38				
				260	A	Sacred Heart	91 57	243	H	Youngstown St.	84 52				

Non-Div I Games: Clarion 67 60

Robert Morris

Average RPI Win: 101

Average RPI Loss: 56

WON-LOST
RECORDWINNING
PCT. RANKLAST 10
GAMESSTRENGTH OF
SCHEDULEOPP. STRENGTH
OF SCHEDULETEAM
RPIADJ.
RPICONF.
RPIADJ CONF.
RPIDIV. I ONLY
DIV. I NON-CONF.17- 5
12- 237
227- 3
4- 012
1326
2813
913
93
43
4

TOTALS

RPI 1-25

RPI 26-50

W-L RECORDS

RPI 51-100

RPI 101-999

RPI 201+

17- 5

1- 1

6- 1

OVERALL

4- 3

6- 0

1- 0

12- 1

1- 0

5- 0

HOME

2- 1

4- 0

1- 0

4- 2

0- 0

1- 1

AWAY

1- 1

2- 0

0- 0

1- 2

0- 1

0- 0

NEUTRAL

1- 1

0- 0

0- 0

12- 2

1- 1

3- 0

NON-CONFERENCE

3- 1

5- 0

1- 0

8- 0

1- 0

3- 0

HOME

1- 0

3- 0

1- 0

3- 0

0- 0

0- 0

AWAY

1- 0

2- 0

0- 0

1- 2

0- 1

0- 0

NEUTRAL

1- 1

0- 0

0- 0

5- 3

0- 0

3- 1

CONFERENCE

1- 2

1- 0

0- 0

4- 1

0- 0

2- 0

HOME

1- 1

1- 0

0- 0

1- 2

0- 0

1- 1

AWAY

0- 1

0- 0

0- 0

0- 0

0- 0

0- 0

NEUTRAL

0- 0

0- 0

0- 0

RPI 1-25

Team's RPI: 13

RPI 26-50

RPI 51-100

RPI 101+

RPI	S	Opponent	Score
16	H	NC State	57 53
20	N	South Carolina	68 78

RPI	S	Opponent	Score
31	H	Virginia	52 43
41	A	Michigan St.	61 58
44	H	Minnesota	80 70
45	H	Princeton	70 50
46	H	Houston	75 57
49	A	Purdue	33 47
49	H	Purdue	58 50

RPI	S	Opponent	Score
56	H	Nebraska	42 52
76	N	Washington St.	60 63
80	A	Penn St.	67 70
80	H	Penn St.	70 65
86	A	James Madison	76 63
93	H	Seton Hall	70 45
96	N	Western Mich.	75 64

RPI	S	Opponent	Score
109	H	Wake Forest	65 51
165	H	Illinois	76 37
171	A	Charlotte	77 54
174	A	Temple	84 67
197	H	Siena	59 47
277	H	Fairleigh Dickinson	101 35

LAST 12 Division I GAMES:

56	H	Nebraska	42 52	41	A	Michigan St.	61 58
80	A	Penn St.	67 70	49	H	Purdue	58 50
44	H	Minnesota	80 70	46	H	Houston	75 57
49	A	Purdue	33 47	45	H	Princeton	70 50
80	H	Penn St.	70 65	277	H	Fairleigh Dickinson	101 35
165	H	Illinois	76 37	93	H	Seton Hall	70 45

Non-Div I Games:

Rutgers

Average RPI Win:	243	WON-LOST	WINNING	LAST 10	STRENGTH OF	OPP. STRENGTH	TEAM	ADJ.	CONF.	ADJ CONF.
Average RPI Loss:	175	RECORD	PCT. RANK	GAMES	SCHEDULE	OF SCHEDULE	RPI	RPI	RPI	RPI
DIV. I ONLY	11- 3	36	7- 1	313	255	113	113	27	27	
DIV. I NON-CONF.	4- 3	143	1- 2	273	276	164	164	26	26	

TOTALS	RPI 1-25	RPI 26-50	W-L RECORDS	RPI 51-100	RPI 101-999	RPI 201+				
11- 3	0- 0	0- 0	OVERALL	2- 1	9- 2	8- 2				
6- 0	0- 0	0- 0	HOME	2- 0	4- 0	4- 0				
3- 3	0- 0	0- 0	AWAY	0- 1	3- 2	2- 2				
2- 0	0- 0	0- 0	NEUTRAL	0- 0	2- 0	2- 0				
4- 3	0- 0	0- 0	NON-CONFERENCE	1- 1	3- 2	3- 2				
2- 0	0- 0	0- 0	HOME	1- 0	1- 0	1- 0				
0- 3	0- 0	0- 0	AWAY	0- 1	0- 2	0- 2				
2- 0	0- 0	0- 0	NEUTRAL	0- 0	2- 0	2- 0				
7- 0	0- 0	0- 0	CONFERENCE	1- 0	6- 0	5- 0				
4- 0	0- 0	0- 0	HOME	1- 0	3- 0	3- 0				
3- 0	0- 0	0- 0	AWAY	0- 0	3- 0	2- 0				
0- 0	0- 0	0- 0	NEUTRAL	0- 0	0- 0	0- 0				

RPI 1-25				RPI 26-50				RPI 51-100				RPI 101+				Team's RPI: 113
RPI	S	Opponent	Score	RPI	S	Opponent	Score	RPI	S	Opponent	Score	RPI	S	Opponent	Score	
								73	A	Kansas St.	49 74	190	A	New Orleans	74 67	
								81	H	South Dakota	77 55	217	A	Montana St.	54 59	
								95	H	Central Ark.	59 46	220	H	Abilene Christian	66 55	
												234	A	Montana	52 60	
												263	A	Nicholls St.	86 73	
												276	N	Alcorn	83 79	
												297	H	Incarinate Word	60 49	
												305	H	Coppin St.	72 59	
												311	H	Southeastern La.	79 67	
												317	N	Alabama St.	77 50	
												321	A	Northwestern St.	70 62	
LAST 12 Division I GAMES:																
				95	H	Central Ark.	59 46	311	H	Southeastern La.	79 67					
				220	H	Abilene Christian	66 55	217	A	Montana St.	54 59					
				297	H	Incarinate Word	60 49	234	A	Montana	52 60					
				190	A	New Orleans	74 67	81	H	South Dakota	77 55					
				321	A	Northwestern St.	70 62	276	N	Alcorn	83 79					
				263	A	Nicholls St.	86 73	317	N	Alabama St.	77 50					

Non-Div I Games: Howard Payne 105 35 Central Baptist 97 34 Tex. A&M-Commerce 83 61 Cent. Christian (KS) 105 32 SFA

SIUE				WON-LOST		WINNING	LAST 10	STRENGTH OF		OPP. STRENGTH	TEAM	ADJ.	CONF.	ADJ CONF.
Average RPI Win: 249				RECORD		PCT. RANK	GAMES	SCHEDULE		OF SCHEDULE	RPI	RPI	RPI	RPI
Average RPI Loss: 115														
DIV. I ONLY				11- 9		144	8- 2	165		238	151	151	25	25
DIV. I NON-CONF.				3- 8		268	0- 3	90		80	227	227	27	27

TOTALS		RPI 1-25		RPI 26-50		W-L RECORDS		RPI 51-100		RPI 101-999		RPI 201+		
11- 9		0- 1		0- 2		OVERALL		0- 2		11- 4		8- 2		
5- 4		0- 0		0- 1		HOME		0- 1		5- 2		3- 0		
6- 4		0- 1		0- 1		AWAY		0- 1		6- 1		5- 1		
0- 1		0- 0		0- 0		NEUTRAL		0- 0		0- 1		0- 1		
3- 8		0- 1		0- 2		NON-CONFERENCE		0- 1		3- 4		1- 2		
2- 3		0- 0		0- 1		HOME		0- 0		2- 2		1- 0		
1- 4		0- 1		0- 1		AWAY		0- 1		1- 1		0- 1		
0- 1		0- 0		0- 0		NEUTRAL		0- 0		0- 1		0- 1		
8- 1		0- 0		0- 0		CONFERENCE		0- 1		8- 0		7- 0		
3- 1		0- 0		0- 0		HOME		0- 1		3- 0		2- 0		
5- 0		0- 0		0- 0		AWAY		0- 0		5- 0		5- 0		
0- 0		0- 0		0- 0		NEUTRAL		0- 0		0- 0		0- 0		

RPI 1-25				RPI 26-50				RPI 51-100				RPI 101+				Team's RPI: 151
RPI	S	Opponent	Score	RPI	S	Opponent	Score	RPI	S	Opponent	Score	RPI	S	Opponent	Score	
12	A	Missouri	48 78	37	H	Central Mich.	56 94	56	A	Nebraska	53 62	118	H	Saint Louis	79 72	
				38	A	FGCU	49 66	82	H	Belmont	55 72	146	H	Northern Ill.	75 86	
												150	A	Southern Ill.	57 53	
												182	H	Stetson	61 65	
												198	H	Southeast Mo. St.	65 57	
												223	N	Akron	58 59	
												224	H	UT Martin	73 70	
												225	A	Morehead St.	66 51	
												232	A	Austin Peay	61 38	
												257	A	Illinois St.	47 62	
												287	A	Eastern Ky.	62 60	
												301	A	Murray St.	75 70	
												315	H	Air Force	76 40	
												343	A	Tennessee St.	88 76	
												343	H	Tennessee St.	74 63	

LAST 12 Division I GAMES:																
343	A	Tennessee St.	88 76	287	A	Eastern Ky.	62 60	301	A	Murray St.	75 70					
224	H	UT Martin	73 70													
198	H	Southeast Mo. St.	65 57	232	A	Austin Peay	61 38									
343	H	Tennessee St.	74 63	38	A	FGCU	49 66									
82	H	Belmont	55 72	223	N	Akron	58 59									
225	A	Morehead St.	66 51	146	H	Northern Ill.	75 86									

Non-Div I Games:

SIUE

SMU				Through Games Of Jan. 26, 2018							
Average RPI Win:		241	WON-LOST RECORD	WINNING PCT. RANK	LAST 10 GAMES	STRENGTH OF SCHEDULE	OPP. STRENGTH OF SCHEDULE	TEAM RPI	ADJ. RPI	CONF. RPI	ADJ CONF. RPI
Average RPI Loss:		106									
DIV. I ONLY		7- 13	256	3- 7	98	126	219	219	8	8	
DIV. I NON-CONF.		6- 7	184	3- 2	127	184	168	168	7	7	
<hr/>											
TOTALS		RPI 1-25	RPI 26-50		W-L RECORDS		RPI 51-100	RPI 101-999	RPI 201+		
7- 13		0- 1	0- 2		OVERALL		0- 4	7- 6	6- 1		
6- 4		0- 0	0- 1		HOME		0- 2	6- 1	5- 0		
0- 9		0- 1	0- 1		AWAY		0- 2	0- 5	0- 1		
1- 0		0- 0	0- 0		NEUTRAL		0- 0	1- 0	1- 0		
6- 7		0- 1	0- 1		NON-CONFERENCE		0- 2	6- 3	5- 1		
5- 1		0- 0	0- 0		HOME		0- 1	5- 0	4- 0		
0- 6		0- 1	0- 1		AWAY		0- 1	0- 3	0- 1		
1- 0		0- 0	0- 0		NEUTRAL		0- 0	1- 0	1- 0		
1- 6		0- 0	0- 1		CONFERENCE		0- 2	1- 3	1- 0		
1- 3		0- 0	0- 1		HOME		0- 1	1- 1	1- 0		
0- 3		0- 0	0- 0		AWAY		0- 1	0- 2	0- 0		
0- 0		0- 0	0- 0		NEUTRAL		0- 0	0- 0	0- 0		

RPI 1-25				RPI 26-50				RPI 51-100				RPI 101+ Team's RPI: 219			
RPI	S	Opponent	Score	RPI	S	Opponent	Score	RPI	S	Opponent	Score	RPI	S	Opponent	Score
14	A	Texas A&M	57 79	36	A	Oklahoma	75 87	52	A	UCF	43 58	139	H	Cincinnati	40 58
				46	H	Houston	75 85	52	H	UCF	42 60	152	A	Wichita St.	43 66
								63	H	TCU	58 64	162	A	Nevada	72 80
								85	A	Alabama	44 59	169	H	Loyola Marymount	63 60
												174	A	Temple	52 55
												178	A	UT Arlington	55 58
												220	H	Abilene Christian	65 44
												221	A	North Texas	40 47
												239	N	UC Riverside	73 51
												244	H	East Carolina	65 51
												261	H	CSU Bakersfield	41 29
												263	H	Nicholls St.	68 61
												289	H	McNeese	65 59
<hr/>															
LAST 12 Division I GAMES:															
139	H	Cincinnati	40 58	46	H	Houston	75 85	52	H	UCF	43 58	14	A	Texas A&M	57 79
52	A	UCF	43 58	14	A	Texas A&M	57 79	289	H	McNeese	65 59	169	H	Loyola Marymount	63 60
152	A	Wichita St.	43 66	289	H	McNeese	65 59	85	A	Alabama	44 59	261	H	CSU Bakersfield	41 29
244	H	East Carolina	65 51	169	H	Loyola Marymount	63 60								
174	A	Temple	52 55	85	A	Alabama	44 59								
52	H	UCF	42 60	261	H	CSU Bakersfield	41 29								

Non-Div I Games:

SMU

Average RPI Win:	210	WON-LOST	WINNING	LAST 10	STRENGTH OF	OPP. STRENGTH	TEAM	ADJ.	CONF.	ADJ CONF.
Average RPI Loss:	138	RECORD	PCT. RANK	GAMES	SCHEDULE	OF SCHEDULE	RPI	RPI	RPI	RPI
DIV. I ONLY	2- 15	324	1- 9	69	190	268	268	19	19	
DIV. I NON-CONF.	1- 9	318	0- 4	52	99	238	238	14	14	

TOTALS	RPI 1-25	RPI 26-50	W-L RECORDS	RPI 51-100	RPI 101-999	RPI 201+				
2- 15	0- 0	0- 2	OVERALL	0- 2	2- 11	1- 4				
1- 3	0- 0	0- 0	HOME	0- 0	1- 3	0- 1				
0- 10	0- 0	0- 2	AWAY	0- 1	0- 7	0- 3				
1- 2	0- 0	0- 0	NEUTRAL	0- 1	1- 1	1- 0				
1- 9	0- 0	0- 2	NON-CONFERENCE	0- 2	1- 5	1- 1				
0- 0	0- 0	0- 0	HOME	0- 0	0- 0	0- 0				
0- 7	0- 0	0- 2	AWAY	0- 1	0- 4	0- 1				
1- 2	0- 0	0- 0	NEUTRAL	0- 1	1- 1	1- 0				
1- 6	0- 0	0- 0	CONFERENCE	0- 0	1- 6	0- 3				
1- 3	0- 0	0- 0	HOME	0- 0	1- 3	0- 1				
0- 3	0- 0	0- 0	AWAY	0- 0	0- 3	0- 2				
0- 0	0- 0	0- 0	NEUTRAL	0- 0	0- 0	0- 0				

RPI	S	Opponent	Score	RPI	S	Opponent	Score	RPI	S	Opponent	Score	RPI	S	Opponent	Score	Team's RPI: 268
34	A	Arizona St.	58 106	55	A	UC Davis	72 79	103	A	Kentucky	70 101	136	A	Portland St.	73 74	
35	A	West Virginia	47 101	67	N	Miami (FL)	56 82	142	H	Weber St.	56 78	145	H	Idaho St.	71 85	
								146	N	Northern Ill.	75 84	156	A	San Francisco	76 90	
								162	A	Nevada	68 95	181	H	Idaho	79 64	
								211	H	Eastern Wash.	72 83	217	A	Montana St.	50 85	
								225	A	Morehead St.	71 75	234	A	Montana	59 68	
								239	N	UC Riverside	99 72					
LAST 12 Division I GAMES:																
145	H	Idaho St.	71 85	136	A	Portland St.	73 74									
142	H	Weber St.	56 78	146	N	Northern Ill.	75 84									
217	A	Montana St.	50 85	67	N	Miami (FL)	56 82									
234	A	Montana	59 68	156	A	San Francisco	76 90									
211	H	Eastern Wash.	72 83	55	A	UC Davis	72 79									
181	H	Idaho	79 64	239	N	UC Riverside	99 72									

Non-Div I Games: Antelope Valley 95 62

Sacramento St.

Average RPI Win:	254	WON-LOST	WINNING	LAST 10	STRENGTH OF	OPP. STRENGTH	TEAM	ADJ.	CONF.	ADJ CONF.
Average RPI Loss:	184	RECORD	PCT. RANK	GAMES	SCHEDULE	OF SCHEDULE	RPI	RPI	RPI	RPI
DIV. I ONLY	6- 12	261	3- 7	228	311	260	260	28	28	
DIV. I NON-CONF.	4- 7	226	2- 3	141	290	230	230	28	28	

TOTALS	RPI 1-25	RPI 26-50	W-L RECORDS	RPI 51-100	RPI 101-999	RPI 201+				
6- 12	0- 1	0- 0	OVERALL	0- 2	6- 9	4- 5				
3- 5	0- 0	0- 0	HOME	0- 0	3- 5	1- 2				
3- 7	0- 1	0- 0	AWAY	0- 2	3- 4	3- 3				
0- 0	0- 0	0- 0	NEUTRAL	0- 0	0- 0	0- 0				
4- 7	0- 1	0- 0	NON-CONFERENCE	0- 2	4- 4	2- 2				
3- 2	0- 0	0- 0	HOME	0- 0	3- 2	1- 1				
1- 5	0- 1	0- 0	AWAY	0- 2	1- 2	1- 1				
0- 0	0- 0	0- 0	NEUTRAL	0- 0	0- 0	0- 0				
2- 5	0- 0	0- 0	CONFERENCE	0- 0	2- 5	2- 3				
0- 3	0- 0	0- 0	HOME	0- 0	0- 3	0- 1				
2- 2	0- 0	0- 0	AWAY	0- 0	2- 2	2- 2				
0- 0	0- 0	0- 0	NEUTRAL	0- 0	0- 0	0- 0				

RPI 1-25				RPI 26-50				RPI 51-100				RPI 101+ Team's RPI: 260			
RPI	S	Opponent	Score	RPI	S	Opponent	Score	RPI	S	Opponent	Score	RPI	S	Opponent	Score
4	A	Florida St.	52 101					79	A	Harvard	62 70	141	H	Robert Morris	57 91
								98	A	Brown	77 102	143	H	Saint Francis (PA)	48 89
												161	H	New Hampshire	47 74
												179	H	Lehigh	65 55
												195	H	Providence	78 75
												197	A	Siena	57 62
												216	H	Hofstra	81 86
												237	H	Manhattan	65 61
												262	A	Mt. St. Mary's	82 52
												277	A	Fairleigh Dickinson	59 69
												282	H	Bryant	73 81
												296	A	Monmouth	64 69
												314	A	Wagner	72 55
												318	A	Central Conn. St.	59 69
												335	A	Florida A&M	73 68
LAST 12 Division I GAMES:															
277	A	Fairleigh Dickinson	59 69	143	H	Saint Francis (PA)	48 89								
282	H	Bryant	73 81	161	H	New Hampshire	47 74								
318	A	Central Conn. St.	59 69	197	A	Siena	57 62								
314	A	Wagner	72 55	195	H	Providence	78 75								
262	A	Mt. St. Mary's	82 52	98	A	Brown	77 102								
141	H	Robert Morris	57 91	179	H	Lehigh	65 55								

Non-Div I Games:

Sacred Heart

Average RPI Win:	267	WON-LOST	WINNING	LAST 10	STRENGTH OF	OPP. STRENGTH	TEAM	ADJ.	CONF.	ADJ CONF.
Average RPI Loss:	134	RECORD	PCT. RANK	GAMES	SCHEDULE	OF SCHEDULE	RPI	RPI	RPI	RPI
DIV. I ONLY	10- 8	135	7- 3	212	297	143	143	28	28	
DIV. I NON-CONF.	4- 7	226	2- 3	182	218	197	197	28	28	

TOTALS	RPI 1-25	RPI 26-50	W-L RECORDS	RPI 51-100	RPI 101-999	RPI 201+				
10- 8	0- 0	0- 0	OVERALL	0- 3	10- 5	9- 1				
4- 1	0- 0	0- 0	HOME	0- 0	4- 1	4- 0				
5- 6	0- 0	0- 0	AWAY	0- 3	5- 2	4- 0				
1- 1	0- 0	0- 0	NEUTRAL	0- 0	1- 1	1- 0				
4- 7	0- 0	0- 0	NON-CONFERENCE	0- 3	4- 4	3- 1				
1- 1	0- 0	0- 0	HOME	0- 0	1- 1	1- 0				
2- 5	0- 0	0- 0	AWAY	0- 3	2- 2	1- 1				
1- 1	0- 0	0- 0	NEUTRAL	0- 0	1- 1	1- 0				
6- 1	0- 0	0- 0	CONFERENCE	0- 0	6- 1	6- 0				
3- 0	0- 0	0- 0	HOME	0- 0	3- 0	3- 0				
3- 1	0- 0	0- 0	AWAY	0- 0	3- 1	3- 0				
0- 0	0- 0	0- 0	NEUTRAL	0- 0	0- 0	0- 0				

RPI 1-25				RPI 26-50				RPI 51-100				RPI 101+				Team's RPI: 143
RPI	S	Opponent	Score	RPI	S	Opponent	Score	RPI	S	Opponent	Score	RPI	S	Opponent	Score	
								54	A	Duquesne	68 87	139	A	Cincinnati	77 73	
								64	A	Tol edo	66 74	141	A	Robert Morris	62 63	
								65	A	Gonzaga	74 97	149	H	William & Mary	86 92	
												188	A	Boise St.	59 87	
												198	N	Southeast Mo. St.	50 82	
												209	A	Col umbi a	81 94	
												243	H	Youngstown St.	79 65	
												250	H	LIU Brooklyn	101 71	
												260	A	Sacred Heart	89 48	
												262	H	Mt. St. Mary's	92 88	
												277	A	Fairleigh Dickinson	80 56	
												283	H	St. Francis Brooklyn	90 75	
												314	A	Wagner	79 76	
												319	A	Portland	106 101	
												323	N	Old Domini on	79 68	
LAST 12 Division I GAMES:																
314	A	Wagner	79 76	260	A	Sacred Heart	89 48									
262	H	Mt. St. Mary's	92 88	188	A	Boise St.	59 87									
141	A	Robert Morris	62 63	319	A	Portland	106 101									
250	H	LIU Brooklyn	101 71	65	A	Gonzaga	74 97									
283	H	St. Francis Brooklyn	90 75	243	H	Youngstown St.	79 65									
277	A	Fairleigh Dickinson	80 56	209	A	Col umbi a	81 94									

Non-Div I Games: Seton Hill 103 71

Saint Francis (PA)

Average RPI Win:	244	WON-LOST	WINNING	LAST 10	STRENGTH OF	OPP. STRENGTH	TEAM	ADJ.	CONF.	ADJ CONF.
Average RPI Loss:	107	RECORD	PCT. RANK	GAMES	SCHEDULE	OF SCHEDULE	RPI	RPI	RPI	RPI
DIV. I ONLY	9- 10	193	4- 6	147	186	167	167	13	13	
DIV. I NON-CONF.	5- 7	212	0- 5	136	182	162	162	10	10	

TOTALS	RPI 1-25	RPI 26-50	W-L RECORDS	RPI 51-100	RPI 101-999	RPI 201+				
9- 10	0- 0	0- 3	OVERALL	1- 2	8- 5	7- 1				
4- 4	0- 0	0- 1	HOME	0- 2	4- 1	4- 0				
5- 5	0- 0	0- 1	AWAY	1- 0	4- 4	3- 1				
0- 1	0- 0	0- 1	NEUTRAL	0- 0	0- 0	0- 0				
5- 7	0- 0	0- 3	NON-CONFERENCE	1- 0	4- 4	3- 1				
2- 2	0- 0	0- 1	HOME	0- 0	2- 1	2- 0				
3- 4	0- 0	0- 1	AWAY	1- 0	2- 3	1- 1				
0- 1	0- 0	0- 1	NEUTRAL	0- 0	0- 0	0- 0				
4- 3	0- 0	0- 0	CONFERENCE	0- 2	4- 1	4- 0				
2- 2	0- 0	0- 0	HOME	0- 2	2- 0	2- 0				
2- 1	0- 0	0- 0	AWAY	0- 0	2- 1	2- 0				
0- 0	0- 0	0- 0	NEUTRAL	0- 0	0- 0	0- 0				

RPI 1-25				RPI 26-50				RPI 51-100				RPI 101+ Team's RPI: 167			
RPI	S	Opponent	Score	RPI	S	Opponent	Score	RPI	S	Opponent	Score	RPI	S	Opponent	Score
26	A	Villanova	44 79	26	A	Villanova	44 79	54	H	Duquesne	42 61	104	H	Penn	50 57
42	H	Drexel	58 65	42	H	Drexel	58 65	57	H	Dayton	59 65	118	A	Saint Louis	73 96
45	N	Princeton	54 63	45	N	Princeton	54 63	86	A	James Madison	73 66	157	A	Bucknell	77 53
												174	A	Temple	66 69
												180	A	Florida	51 71
												214	A	Niagara	93 69
												228	H	Richmond	81 72
												236	A	St. Bonaventure	70 64
												271	A	Towson	66 90
												292	A	Massachusetts	84 79
												306	H	VCU	79 41
												337	H	Saint Peter's	87 58
												339	H	Eastern Ill.	80 62
LAST 12 Division I GAMES:															
54	H	Duquesne	42 61	54	H	Duquesne	42 61	306	H	VCU	79 41	306	H	VCU	79 41
118	A	Saint Louis	73 96	118	A	Saint Louis	73 96	180	A	Florida	51 71	180	A	Florida	51 71
292	A	Massachusetts	84 79	292	A	Massachusetts	84 79	45	N	Princeton	54 63	45	N	Princeton	54 63
228	H	Richmond	81 72	228	H	Richmond	81 72	42	H	Drexel	58 65	42	H	Drexel	58 65
57	H	Dayton	59 65	57	H	Dayton	59 65	104	H	Penn	50 57	104	H	Penn	50 57
236	A	St. Bonaventure	70 64	236	A	St. Bonaventure	70 64	271	A	Towson	66 90	271	A	Towson	66 90

Non-Div I Games:

Saint Joseph's

Average RPI Win:	194	WON-LOST	WINNING	LAST 10	STRENGTH OF	OPP. STRENGTH	TEAM	ADJ.	CONF.	ADJ CONF.
Average RPI Loss:	84	RECORD	PCT. RANK	GAMES	SCHEDULE	OF SCHEDULE	RPI	RPI	RPI	RPI
DIV. I ONLY	10- 10	172	6- 4	100	91	118	118	13	13	
DIV. I NON-CONF.	6- 7	184	3- 2	128	23	144	144	10	10	

TOTALS	RPI 1-25	RPI 26-50	W-L RECORDS	RPI 51-100	RPI 101-999	RPI 201+				
10- 10	0- 1	0- 2	OVERALL	0- 4	10- 3	5- 0				
6- 2	0- 0	0- 0	HOME	0- 0	6- 2	3- 0				
2- 7	0- 0	0- 1	AWAY	0- 2	2- 1	2- 0				
2- 1	0- 0	0- 1	NEUTRAL	0- 0	2- 0	0- 0				
6- 7	0- 1	0- 2	NON-CONFERENCE	0- 1	6- 3	2- 0				
3- 2	0- 0	0- 0	HOME	0- 0	3- 2	1- 0				
1- 4	0- 1	0- 1	AWAY	0- 1	1- 1	1- 0				
2- 1	0- 0	0- 1	NEUTRAL	0- 0	2- 0	0- 0				
4- 3	0- 0	0- 0	CONFERENCE	0- 3	4- 0	3- 0				
3- 0	0- 0	0- 0	HOME	0- 0	3- 0	2- 0				
1- 3	0- 0	0- 0	AWAY	0- 3	1- 0	1- 0				
0- 0	0- 0	0- 0	NEUTRAL	0- 0	0- 0	0- 0				

RPI 1-25				RPI 26-50				RPI 51-100				RPI 101+ Team's RPI: 118			
RPI	S	Opponent	Score	RPI	S	Opponent	Score	RPI	S	Opponent	Score	RPI	S	Opponent	Score
12	A	Missouri	58 70	30	A	DePaul	78 86	57	A	Dayton	76 101	101	N	Ole Miss	79 64
				43	N	LSU	59 71	76	A	Washington St.	63 85	121	H	Little Rock	48 45
								77	A	Fordham	63 66	123	N	Cleveland St.	80 64
								97	A	George Mason	72 81	131	H	Vanderbilt	69 74
												151	A	SIUE	72 79
												154	H	Tulsa	77 66
												167	H	Saint Joseph's	96 73
												169	H	Loyola Marymount	60 62
												228	A	Richmond	79 61
												236	H	St. Bonaventure	78 55
												253	H	Lipscomb	101 57
												269	A	Indiana St.	60 59
												292	H	Massachusetts	64 63

LAST 12 Division I GAMES:															
				97	A	George Mason	72 81	236	H	St. Bonaventure	78 55				
				167	H	Saint Joseph's	96 73	154	H	Tulsa	77 66				
				292	H	Massachusetts	64 63	253	H	Lipscomb	101 57				
				57	A	Dayton	76 101	12	A	Missouri	58 70				
				77	A	Fordham	63 66	76	A	Washington St.	63 85				
				228	A	Richmond	79 61	121	H	Little Rock	48 45				

Non-Div I Games:

Saint Louis

Average RPI	Win:	172	WON-LOST	WINNING	LAST 10	STRENGTH OF	OPP. STRENGTH	TEAM	ADJ.	CONF.	ADJ CONF.
Average RPI	Loss:	79	RECORD	PCT. RANK	GAMES	SCHEDULE	OF SCHEDULE	RPI	RPI	RPI	RPI
DIV. I ONLY		13- 7		87	6- 4	70	89	71	71	12	12
DIV. I NON-CONF.		7- 4		102	2- 1	67	36	55	55	11	11

TOTALS	RPI 1-25		RPI 26-50		W-L RECORDS	RPI 51-100		RPI 101-999		RPI 201+	
13- 7	0- 1		0- 1		OVERALL	2- 3		11- 2		5- 0	
8- 2	0- 0		0- 0		HOME	2- 2		6- 0		3- 0	
3- 5	0- 1		0- 1		AWAY	0- 1		3- 2		0- 0	
2- 0	0- 0		0- 0		NEUTRAL	0- 0		2- 0		2- 0	
7- 4	0- 1		0- 1		NON-CONFERENCE	2- 2		5- 0		3- 0	
4- 1	0- 0		0- 0		HOME	2- 1		2- 0		1- 0	
1- 3	0- 1		0- 1		AWAY	0- 1		1- 0		0- 0	
2- 0	0- 0		0- 0		NEUTRAL	0- 0		2- 0		2- 0	
6- 3	0- 0		0- 0		CONFERENCE	0- 1		6- 2		2- 0	
4- 1	0- 0		0- 0		HOME	0- 1		4- 0		2- 0	
2- 2	0- 0		0- 0		AWAY	0- 0		2- 2		0- 0	
0- 0	0- 0		0- 0		NEUTRAL	0- 0		0- 0		0- 0	

RPI 1-25				RPI 26-50				RPI 51-100				Team's RPI: 71	RPI 101+			
RPI	S	Opponent	Score	RPI	S	Opponent	Score	RPI	S	Opponent	Score		RPI	S	Opponent	Score
24	A	Cal i forni a	80 87	49	A	Purdue	60 70	55	H	UC Davi s	50 74		114	A	BYU	54 63
								65	H	Gonzaga	65 73		114	H	BYU	57 49
								74	H	Indi ana	88 82		158	A	Paci fi c	70 69
								76	H	Washi ngton St.	81 75		158	H	Paci fi c	96 88
								78	A	Utah	63 74		169	A	Loyol a Marymount	57 69
													175	H	Cal Poly	82 64
													188	A	Boise St.	74 72
													196	A	San Diego	75 53
													205	H	UC Santa Barbara	89 59
													206	H	Pepperdi ne	75 62
													211	N	Eastern Wash.	76 56
													224	N	UT Martin	69 58
													254	H	Santa Clara	59 46

LAST 12 Division I GAMES:																
114	A	BYU	54 63	158	A	Paci fi c	70 69									
158	H	Paci fi c	96 88	114	H	BYU	57 49									
65	H	Gonzaga	65 73	169	A	Loyol a Marymount	57 69									
206	H	Pepperdi ne	75 62	49	A	Purdue	60 70									
254	H	Santa Clara	59 46	211	N	Eastern Wash.	76 56									
196	A	San Diego	75 53	224	N	UT Martin	69 58									

Non-Div I Games:

Saint Mary's (CA)

Average RPI Win:	242	WON-LOST	WINNING	LAST 10	STRENGTH OF	OPP. STRENGTH	TEAM	ADJ.	CONF.	ADJ CONF.
Average RPI Loss:	229	RECORD	PCT. RANK	GAMES	SCHEDULE	OF SCHEDULE	RPI	RPI	RPI	RPI
DIV. I ONLY	4- 16	305	1- 9	329	330	337	337	26	26	
DIV. I NON-CONF.	3- 8	268	0- 3	313	339	319	319	25	25	

TOTALS	RPI 1-25	RPI 26-50	W-L RECORDS	RPI 51-100	RPI 101-999	RPI 201+				
4- 16	0- 0	0- 0	OVERALL	0- 2	4- 14	3- 11				
2- 7	0- 0	0- 0	HOME	0- 0	2- 7	2- 5				
1- 9	0- 0	0- 0	AWAY	0- 2	1- 6	1- 5				
1- 0	0- 0	0- 0	NEUTRAL	0- 0	1- 0	0- 0				
3- 8	0- 0	0- 0	NON-CONFERENCE	0- 1	3- 7	2- 5				
1- 3	0- 0	0- 0	HOME	0- 0	1- 3	1- 2				
1- 5	0- 0	0- 0	AWAY	0- 1	1- 4	1- 3				
1- 0	0- 0	0- 0	NEUTRAL	0- 0	1- 0	0- 0				
1- 8	0- 0	0- 0	CONFERENCE	0- 1	1- 7	1- 6				
1- 4	0- 0	0- 0	HOME	0- 0	1- 4	1- 3				
0- 4	0- 0	0- 0	AWAY	0- 1	0- 3	0- 3				
0- 0	0- 0	0- 0	NEUTRAL	0- 0	0- 0	0- 0				

RPI 1-25				RPI 26-50				RPI 51-100				RPI 101+				Team's RPI: 337
RPI	S	Opponent	Score	RPI	S	Opponent	Score	RPI	S	Opponent	Score	RPI	S	Opponent	Score	
								58	A	Quinnipiac	39 86	116	N	Delaware	90 87	
								93	A	Seton Hall	49 91	134	H	Yale	49 70	
												167	A	Saint Joseph's	58 87	
												177	H	Marist	53 86	
												214	H	Niagara	52 87	
												218	H	Lafayette	64 61	
												237	A	Manhattan	64 76	
												250	A	LIU Brooklyn	46 57	
												264	H	Rider	52 57	
												272	A	Fairfield	41 62	
												277	A	Fairleigh Dickinson	59 69	
												283	H	St. Francis Brooklyn	49 64	
												292	A	Massachusetts	65 81	
												293	H	Canisius	53 66	
												296	A	Monmouth	44 51	
												296	H	Monmouth	67 47	
												338	A	NJIT	59 52	
												349	H	UMass Lowell	60 66	

LAST 12 Division I GAMES:																
				296	H	Monmouth	67 47					177	H	Marist	53 86	
				214	H	Niagara	52 87					264	H	Rider	52 57	
				293	H	Canisius	53 66					237	A	Manhattan	64 76	
				272	A	Fairfield	41 62					277	A	Fairleigh Dickinson	59 69	
				58	A	Quinnipiac	39 86					134	H	Yale	49 70	
				296	A	Monmouth	44 51					292	A	Massachusetts	65 81	

Non-Div I Games:

Saint Peter's

Average RPI Win:	303	WON-LOST	WINNING	LAST 10	STRENGTH OF	OPP. STRENGTH	TEAM	ADJ.	CONF.	ADJ CONF.
Average RPI Loss:	191	RECORD	PCT. RANK	GAMES	SCHEDULE	OF SCHEDULE	RPI	RPI	RPI	RPI
DIV. I ONLY	2- 13	322	1- 9	272	336	331	331	27	27	
DIV. I NON-CONF.	1- 6	306	1- 3	34	344	265	265	26	26	

TOTALS	RPI 1-25	RPI 26-50	W-L RECORDS	RPI 51-100	RPI 101-999	RPI 201+				
2- 13	0- 0	0- 1	OVERALL	0- 2	2- 10	2- 6				
1- 6	0- 0	0- 0	HOME	0- 0	1- 6	1- 4				
1- 7	0- 0	0- 0	AWAY	0- 0	1- 0	1- 0				
0- 0	0- 0	0- 0	NEUTRAL	0- 0	0- 0	0- 0				
1- 6	0- 0	0- 1	NON-CONFERENCE	0- 1	1- 4	1- 1				
1- 3	0- 0	0- 0	HOME	0- 0	1- 3	1- 1				
0- 3	0- 0	0- 1	AWAY	0- 1	0- 1	0- 0				
0- 0	0- 0	0- 0	NEUTRAL	0- 0	0- 0	0- 0				
1- 7	0- 0	0- 0	CONFERENCE	0- 1	1- 6	1- 5				
0- 3	0- 0	0- 0	HOME	0- 0	0- 3	0- 3				
1- 4	0- 0	0- 0	AWAY	0- 1	1- 3	1- 2				
0- 0	0- 0	0- 0	NEUTRAL	0- 0	0- 0	0- 0				

RPI 1-25				RPI 26-50				RPI 51-100				RPI 101+ Team's RPI: 331			
RPI	S	Opponent	Score	RPI	S	Opponent	Score	RPI	S	Opponent	Score	RPI	S	Opponent	Score
				43	A	LSU	58 71	84	A	Arkansas	54 65	111	H	Rice	50 79
								95	A	Central Ark.	44 69	137	A	Lamar University	44 91
												159	A	Southern Miss.	38 58
												166	H	Texas St.	41 73
												220	A	Abilene Christian	65 83
												256	H	Texas Southern	58 77
												266	H	A&M-Corpus Christi	57 67
												294	H	Jackson St.	74 68
												297	H	Incarinate Word	49 56
												311	A	Southeastern La.	57 52
												321	A	Northwestern St.	60 63
												324	H	Houston Baptist	61 69
LAST 12 Division I GAMES:															
311	A	Southeastern La.	57 52	95	A	Central Ark.	44 69	220	A	Abilene Christian	65 83				
137	A	Lamar University	44 91	43	A	LSU	58 71	159	A	Southern Miss.	38 58				
321	A	Northwestern St.	60 63	166	H	Texas St.	41 73	297	H	Jackson St.	74 68				
324	H	Houston Baptist	61 69	266	H	A&M-Corpus Christi	57 67								
266	H	A&M-Corpus Christi	57 67	294	H	Jackson St.	74 68								
297	H	Incarinate Word	49 56												

Non-Div I Games: Wiley 80 41 St. Thomas Houston 68 66

Sam Houston St.

Average RPI	Win:	230	WON-LOST	WINNING	LAST 10	STRENGTH OF	OPP. STRENGTH	TEAM	ADJ.	CONF.	ADJ CONF.
Average RPI	Loss:	106	RECORD	PCT. RANK	GAMES	SCHEDULE	OF SCHEDULE	RPI	RPI	RPI	RPI
DIV. I ONLY		9- 11		204	5- 5	104	162	186	186	17	17
DIV. I NON-CONF.		7- 7		170	4- 1	71	152	130	130	17	17

TOTALS	RPI 1-25		RPI 26-50		W-L RECORDS	RPI 51-100		RPI 101-999		RPI 201+	
9- 11	0- 2		0- 0		OVERALL	1- 5		8- 4		6- 1	
8- 2	0- 0		0- 0		HOME	1- 1		7- 1		5- 0	
0- 8	0- 0		0- 0		AWAY	0- 0		0- 0		0- 0	
1- 1	0- 0		0- 0		NEUTRAL	0- 0		1- 1		1- 0	
7- 7	0- 2		0- 0		NON-CONFERENCE	1- 3		6- 2		4- 0	
6- 1	0- 0		0- 0		HOME	1- 0		5- 1		3- 0	
0- 5	0- 2		0- 0		AWAY	0- 3		0- 0		0- 0	
1- 1	0- 0		0- 0		NEUTRAL	0- 0		1- 1		1- 0	
2- 4	0- 0		0- 0		CONFERENCE	0- 2		2- 2		2- 1	
2- 1	0- 0		0- 0		HOME	0- 1		2- 0		2- 0	
0- 3	0- 0		0- 0		AWAY	0- 1		0- 2		0- 1	
0- 0	0- 0		0- 0		NEUTRAL	0- 0		0- 0		0- 0	

RPI 1-25				RPI 26-50				RPI 51-100				RPI 101+				Team's RPI: 186	
RPI	S	Opponent	Score	RPI	S	Opponent	Score	RPI	S	Opponent	Score	RPI	S	Opponent	Score		
4	A	Florida St.	62 87					52	H	UCF	58 51	124	N	UTEP	33 46		
23	A	Iowa	59 80					70	H	Mercer	59 73	138	H	Colorado	60 71		
								82	A	Belmont	46 83	159	H	Southern Miss.	61 56		
								84	A	Arkansas	63 84	168	A	Furman	41 45		
								92	A	UAB	53 77	192	H	Hampton	66 61		
								94	A	Chattanooga	58 68	235	H	UNCG	56 48		
												240	H	Troy	80 73		
												240	N	Troy	82 76		
												288	A	Wofford	46 58		
												309	H	Western Caro.	62 54		
												317	H	Alabama St.	58 39		
												322	H	Rhode Island	67 37		

LAST 12 Division I GAMES:																	
94	A	Chattanooga	58 68	192	H	Hampton	66 61										
235	H	UNCG	56 48	240	N	Troy	82 76										
309	H	Western Caro.	62 54	124	N	UTEP	33 46										
70	H	Mercer	59 73	159	H	Southern Miss.	61 56										
288	A	Wofford	46 58	240	H	Troy	80 73										
168	A	Furman	41 45	92	A	UAB	53 77										

Non-Div I Games: AUM 59 46

Samford

Average RPI	Win: 224	WON-LOST	WINNING	LAST 10	STRENGTH OF	OPP. STRENGTH	TEAM	ADJ.	CONF.	ADJ CONF.
Average RPI	Loss: 175	RECORD	PCT. RANK	GAMES	SCHEDULE	OF SCHEDULE	RPI	RPI	RPI	RPI
DIV. I ONLY	11- 8	126	6- 4	310	146	196	196	12	12	
DIV. I NON-CONF.	6- 4	122	2- 1	305	207	172	172	11	11	

TOTALS	RPI 1-25	RPI 26-50	W-L RECORDS	RPI 51-100	RPI 101-999	RPI 201+				
11- 8	0- 1	1- 0	OVERALL	0- 1	10- 6	6- 5				
6- 2	0- 0	1- 0	HOME	0- 1	5- 1	4- 0				
4- 6	0- 1	0- 0	AWAY	0- 0	4- 5	2- 5				
1- 0	0- 0	0- 0	NEUTRAL	0- 0	1- 0	0- 0				
6- 4	0- 1	1- 0	NON-CONFERENCE	0- 0	5- 3	4- 3				
4- 0	0- 0	1- 0	HOME	0- 0	3- 0	3- 0				
1- 4	0- 1	0- 0	AWAY	0- 0	1- 3	1- 3				
1- 0	0- 0	0- 0	NEUTRAL	0- 0	1- 0	0- 0				
5- 4	0- 0	0- 0	CONFERENCE	0- 1	5- 3	2- 2				
2- 2	0- 0	0- 0	HOME	0- 1	2- 1	1- 0				
3- 2	0- 0	0- 0	AWAY	0- 0	3- 2	1- 2				
0- 0	0- 0	0- 0	NEUTRAL	0- 0	0- 0	0- 0				

RPI 1-25				RPI 26-50				RPI 51-100				RPI 101+ Team's RPI: 196			
RPI	S	Opponent	Score	RPI	S	Opponent	Score	RPI	S	Opponent	Score	RPI	S	Opponent	Score
24	A	Cal i forni a	64 89	44	H	Mi nnesota	72 69	71	H	Sai nt Mary's (CA)	53 75	114	H	BYU	70 69
												156	A	San Franci sco	60 54
												158	H	Paci fi c	68 81
												169	A	Loyola Marymount	60 54
												188	N	Boi se St.	72 52
												205	A	UC Santa Barbara	71 58
												206	A	Pepperdi ne	62 66
												210	A	Seattle U	73 80
												229	A	San Diego St.	76 77
												245	A	Hawai i	63 64
												254	A	Santa Clara	50 59
												307	H	Southern Utah	72 59
												312	H	UTSA	78 69
												319	A	Portl and	75 60
												319	H	Portl and	59 52
												336	H	Long Beach St.	74 40

LAST 12 Divi sion I GAMES:															
254	A	Santa Clara	50 59	319	H	Portl and	59 52								
114	H	BYU	70 69	206	A	Pepperdi ne	62 66								
319	A	Portl and	75 60	156	A	San Franci sco	60 54								
169	A	Loyola Marymount	60 54	312	H	UTSA	78 69								
158	H	Paci fi c	68 81	44	H	Mi nnesota	72 69								
71	H	Saint Mary's (CA)	53 75	24	A	Cal i forni a	64 89								

Non-Div I Games: San Diego Christian 82 53

San Diego

Average RPI Win: 203

Average RPI Loss: 178

WON-LOST
RECORDWINNING
PCT. RANKLAST 10
GAMESSTRENGTH OF
SCHEDULEOPP. STRENGTH
OF SCHEDULETEAM
RPIADJ.
RPICONF.
RPIADJ CONF.
RPI

DIV. I ONLY	8- 10	208	3- 7	186	213	229	229	16	16
DIV. I NON-CONF.	5- 5	170	0- 3	250	287	242	242	16	16
<hr/>									
TOTALS	RPI 1-25	RPI 26-50	W-L RECORDS	RPI 51-100	RPI 101-999	RPI 201+			
8- 10	0- 0	1- 1	OVERALL	1- 0	6- 9	5- 3			
6- 4	0- 0	1- 0	HOME	1- 0	4- 4	3- 1			
2- 4	0- 0	0- 0	AWAY	0- 0	2- 4	2- 2			
0- 2	0- 0	0- 1	NEUTRAL	0- 0	0- 1	0- 0			
5- 5	0- 0	0- 1	NON-CONFERENCE	0- 0	5- 4	4- 2			
4- 2	0- 0	0- 0	HOME	0- 0	4- 2	3- 1			
1- 1	0- 0	0- 0	AWAY	0- 0	1- 1	1- 1			
0- 2	0- 0	0- 1	NEUTRAL	0- 0	0- 1	0- 0			
3- 5	0- 0	1- 0	CONFERENCE	1- 0	1- 5	1- 1			
2- 2	0- 0	1- 0	HOME	1- 0	0- 2	0- 0			
1- 3	0- 0	0- 0	AWAY	0- 0	1- 3	1- 1			
0- 0	0- 0	0- 0	NEUTRAL	0- 0	0- 0	0- 0			

RPI 1-25				RPI 26-50				RPI 51-100				RPI 101+ Team's RPI: 229			
RPI	S	Opponent	Score	RPI	S	Opponent	Score	RPI	S	Opponent	Score	RPI	S	Opponent	Score
				37	N	Central Mich.	76 85	66	H	New Mexico	97 89	108	N	Tulane	46 80
				48	H	Wyoming	68 62					153	A	Fresno St.	53 64
												173	A	Colorado St.	43 72
												173	H	Colorado St.	63 65
												188	H	Boise St.	70 86
												189	H	UC Irvine	65 67
												196	H	San Diego	77 76
												205	A	UC Santa Barbara	64 77
												215	H	CSUN	58 55
												254	H	Santa Clara	34 48
												258	A	San Jose St.	75 65
												259	H	Presbyterian	77 50
												280	A	Arizona	78 67
												298	H	Cal St. Fullerton	59 58
												302	A	Utah St.	58 62
<hr/>															
LAST 12 Division I GAMES:															
				173	A	Colorado St.	43 72	302	A	Utah St.	58 62				
				66	H	New Mexico	97 89	48	H	Wyoming	68 62				
				153	A	Fresno St.	53 64	205	A	UC Santa Barbara	64 77				
				188	H	Boise St.	70 86	254	H	Santa Clara	34 48				
				258	A	San Jose St.	75 65	189	H	UC Irvine	65 67				
				173	H	Colorado St.	63 65	280	A	Arizona	78 67				

Non-Div I Games: Hope Int'l 92 68

San Diego St.

Average RPI Win:	210	WON-LOST	WINNING	LAST 10	STRENGTH OF	OPP. STRENGTH	TEAM	ADJ.	CONF.	ADJ CONF.
Average RPI Loss:	114	RECORD	PCT. RANK	GAMES	SCHEDULE	OF SCHEDULE	RPI	RPI	RPI	RPI
DIV. I ONLY	10- 10	172	5- 5	158	117	156	156	12	12	
DIV. I NON-CONF.	5- 6	187	2- 1	114	86	150	150	11	11	

TOTALS	RPI 1-25	RPI 26-50	W-L RECORDS	RPI 51-100	RPI 101-999	RPI 201+				
10- 10	0- 1	0- 0	OVERALL	0- 4	10- 5	5- 1				
6- 3	0- 1	0- 0	HOME	0- 1	6- 1	3- 0				
3- 7	0- 0	0- 0	AWAY	0- 3	3- 4	2- 1				
1- 0	0- 0	0- 0	NEUTRAL	0- 0	1- 0	0- 0				
5- 6	0- 1	0- 0	NON-CONFERENCE	0- 3	5- 2	2- 0				
3- 2	0- 1	0- 0	HOME	0- 1	3- 0	1- 0				
1- 4	0- 0	0- 0	AWAY	0- 2	1- 2	1- 0				
1- 0	0- 0	0- 0	NEUTRAL	0- 0	1- 0	0- 0				
5- 4	0- 0	0- 0	CONFERENCE	0- 1	5- 3	3- 1				
3- 1	0- 0	0- 0	HOME	0- 0	3- 1	2- 0				
2- 3	0- 0	0- 0	AWAY	0- 1	2- 2	1- 1				
0- 0	0- 0	0- 0	NEUTRAL	0- 0	0- 0	0- 0				

RPI 1-25				RPI 26-50				RPI 51-100				RPI 101+				Team's RPI: 156
RPI	S	Opponent	Score	RPI	S	Opponent	Score	RPI	S	Opponent	Score	RPI	S	Opponent	Score	
22	H	Stanford	66 86					53	A	Northern Colo.	60 73	114	A	BYU	66 70	
								55	A	UC Davis	55 72	141	N	Robert Morris	57 45	
								65	A	Gonzaga	47 74	153	H	Fresno St.	70 62	
								76	H	Washington St.	70 74	158	A	Paci fic	81 71	
												169	H	Loyol a Marymount	78 60	
												175	A	Cal Poly	83 88	
												175	H	Cal Poly	83 71	
												178	A	UT Arlington	54 56	
												196	H	San Diego	54 60	
												206	A	Pepperdi ne	92 95	
												206	H	Pepperdi ne	68 67	
												254	A	Santa Clara	58 54	
												258	A	San Jose St.	87 81	
												268	H	Sacramento St.	90 76	
												319	H	Portland	84 75	

LAST 12 Division I GAMES:																
158	A	Paci fic	81 71	114	A	BYU	66 70									
206	A	Pepperdi ne	92 95	319	H	Portland	84 75									
254	A	Santa Clara	58 54	196	H	San Diego	54 60									
65	A	Gonzaga	47 74	178	A	UT Arlington	54 56									
169	H	Loyol a Marymount	78 60	153	H	Fresno St.	70 62									
206	H	Pepperdi ne	68 67	268	H	Sacramento St.	90 76									

Non-Div I Games:

San Francisco

Average RPI Win:	240	WON-LOST	WINNING	LAST 10	STRENGTH OF	OPP. STRENGTH	TEAM	ADJ.	CONF.	ADJ CONF.
Average RPI Loss:	141	RECORD	PCT. RANK	GAMES	SCHEDULE	OF SCHEDULE	RPI	RPI	RPI	RPI
DIV. I ONLY	5- 13	285	3- 6	183	126	258	258	16	16	
DIV. I NON-CONF.	2- 8	290	0- 3	150	92	263	263	16	16	

TOTALS	RPI 1-25	RPI 26-50	W-L RECORDS	RPI 51-100	RPI 101-999	RPI 201+				
5- 13	0- 1	0- 1	OVERALL	1- 1	4- 10	4- 2				
3- 6	0- 0	0- 0	HOME	1- 1	2- 5	2- 2				
2- 6	0- 1	0- 1	AWAY	0- 0	2- 4	2- 0				
0- 1	0- 0	0- 0	NEUTRAL	0- 0	0- 1	0- 0				
2- 8	0- 1	0- 1	NON-CONFERENCE	0- 1	2- 5	2- 1				
1- 4	0- 0	0- 0	HOME	0- 1	1- 3	1- 1				
1- 3	0- 1	0- 1	AWAY	0- 0	1- 1	1- 0				
0- 1	0- 0	0- 0	NEUTRAL	0- 0	0- 1	0- 0				
3- 5	0- 0	0- 0	CONFERENCE	1- 0	2- 5	2- 1				
2- 2	0- 0	0- 0	HOME	1- 0	1- 2	1- 1				
1- 3	0- 0	0- 0	AWAY	0- 0	1- 3	1- 0				
0- 0	0- 0	0- 0	NEUTRAL	0- 0	0- 0	0- 0				

RPI 1-25				RPI 26-50				RPI 51-100				RPI 101+ Team's RPI: 258			
RPI	S	Opponent	Score	RPI	S	Opponent	Score	RPI	S	Opponent	Score	RPI	S	Opponent	Score
8	A	UCLA	69 129	40	A	Oregon St.	62 110	56	H	Nebraska	55 81	115	A	UNLV	60 79
								66	H	New Mexico	95 86	136	H	Portland St.	78 90
												156	H	San Francisco	81 87
												158	A	Pacific	97 106
												162	A	Nevada	63 91
												173	A	Colorado St.	48 63
												188	H	Boise St.	80 112
												192	N	Hampton	73 81
												215	H	CSUN	59 76
												229	H	San Diego St.	65 75
												254	A	Santa Clara	71 66
												261	H	CSU Bakersfield	67 57
												302	H	Utah St.	79 66
												315	A	Air Force	75 74

LAST 12 Division I GAMES:															
188	H	Boise St.	80 112	173	A	Colorado St.	48 63								
162	A	Nevada	63 91	302	H	Utah St.	79 66								
315	A	Air Force	75 74	56	H	Nebraska	55 81								
229	H	San Diego St.	65 75	40	A	Oregon St.	62 110								
66	H	New Mexico	95 86	215	H	CSUN	59 76								
115	A	UNLV	60 79	156	H	San Francisco	81 87								

Non-Div I Games: Southern Ore. 89 87

San Jose St.

Average RPI Win:	254	WON-LOST	WINNING	LAST 10	STRENGTH OF	OPP. STRENGTH	TEAM	ADJ.	CONF.	ADJ CONF.
Average RPI Loss:	150	RECORD	PCT. RANK	GAMES	SCHEDULE	OF SCHEDULE	RPI	RPI	RPI	RPI
DIV. I ONLY	5- 14	291	2- 8	175	180	254	254	12	12	
DIV. I NON-CONF.	3- 7	254	1- 2	275	223	279	279	11	11	

TOTALS	RPI 1-25	RPI 26-50	W-L RECORDS	RPI 51-100	RPI 101-999	RPI 201+				
5- 14	0- 1	0- 1	OVERALL	0- 3	5- 9	4- 4				
2- 7	0- 1	0- 1	HOME	0- 1	2- 4	1- 2				
3- 7	0- 0	0- 0	AWAY	0- 0	3- 0	3- 0				
0- 0	0- 0	0- 0	NEUTRAL	0- 0	0- 0	0- 0				
3- 7	0- 1	0- 1	NON-CONFERENCE	0- 0	3- 5	3- 3				
1- 4	0- 1	0- 1	HOME	0- 0	1- 2	1- 2				
2- 3	0- 0	0- 0	AWAY	0- 0	2- 3	2- 1				
0- 0	0- 0	0- 0	NEUTRAL	0- 0	0- 0	0- 0				
2- 7	0- 0	0- 0	CONFERENCE	0- 3	2- 4	1- 1				
1- 3	0- 0	0- 0	HOME	0- 1	1- 2	0- 0				
1- 4	0- 0	0- 0	AWAY	0- 2	1- 2	1- 1				
0- 0	0- 0	0- 0	NEUTRAL	0- 0	0- 0	0- 0				

RPI 1-25				RPI 26-50				RPI 51-100				RPI 101+ Team's RPI: 254			
RPI	S	Opponent	Score	RPI	S	Opponent	Score	RPI	S	Opponent	Score	RPI	S	Opponent	Score
24	H	Cal i forni a	41 79	47	H	Southern Cal i forni a	43 64	65	A	Gonzaga	44 71	114	A	BYU	47 65
								65	H	Gonzaga	51 63	156	H	San Franci sco	54 58
								71	A	Saint Mary's (CA)	46 59	162	A	Nevada	41 52
												169	H	Loyol a Marymount	51 65
												184	A	Northwestern	47 57
												196	H	San Di ego	59 50
												205	H	UC Santa Barbara	68 63
												206	A	Pepperdi ne	55 56
												229	A	San Di ego St.	48 34
												258	H	San Jose St.	66 71
												274	A	Grand Canyon	38 39
												298	H	Cal St. Fullerton	69 73
												319	A	Portland	50 43
												320	A	Ill. -Chicago	45 36

LAST 12 Di vi si on I GAMES:															
196	H	San Di ego	59 50	169	H	Loyol a Marymount	51 65								
65	A	Gonzaga	44 71	65	H	Gonzaga	51 63								
156	H	San Franci sco	54 58	206	A	Pepperdi ne	55 56								
114	A	BYU	47 65	274	A	Grand Canyon	38 39								
71	A	Saint Mary's (CA)	46 59	162	A	Nevada	41 52								
319	A	Portland	50 43	229	A	San Di ego St.	48 34								

Non-Di v I Games: Men I o 104 61

Santa Clara

Average RPI Win:	330	WON-LOST	WINNING	LAST 10	STRENGTH OF	OPP. STRENGTH	TEAM	ADJ.	CONF.	ADJ CONF.
Average RPI Loss:	205	RECORD	PCT. RANK	GAMES	SCHEDULE	OF SCHEDULE	RPI	RPI	RPI	RPI
DIV. I ONLY	1- 15	340	0- 10	317	229	344	344	31	31	
DIV. I NON-CONF.	1- 9	318	1- 5	284	170	323	323	31	31	

TOTALS	RPI 1-25	RPI 26-50	W-L RECORDS	RPI 51-100	RPI 101-999	RPI 201+				
1- 15	0- 1	0- 1	OVERALL	0- 0	1- 13	1- 7				
0- 4	0- 0	0- 0	HOME	0- 0	0- 4	0- 2				
1- 8	0- 1	0- 1	AWAY	0- 0	1- 6	1- 4				
0- 3	0- 0	0- 0	NEUTRAL	0- 0	0- 3	0- 1				
1- 9	0- 1	0- 1	NON-CONFERENCE	0- 0	1- 7	1- 3				
0- 0	0- 0	0- 0	HOME	0- 0	0- 0	0- 0				
1- 6	0- 1	0- 1	AWAY	0- 0	1- 4	1- 2				
0- 3	0- 0	0- 0	NEUTRAL	0- 0	0- 3	0- 1				
0- 6	0- 0	0- 0	CONFERENCE	0- 0	0- 6	0- 4				
0- 4	0- 0	0- 0	HOME	0- 0	0- 4	0- 2				
0- 2	0- 0	0- 0	AWAY	0- 0	0- 2	0- 2				
0- 0	0- 0	0- 0	NEUTRAL	0- 0	0- 0	0- 0				

RPI 1-25				RPI 26-50				RPI 51-100				RPI 101+ Team's RPI: 344			
RPI	S	Opponent	Score	RPI	S	Opponent	Score	RPI	S	Opponent	Score	RPI	S	Opponent	Score
20	A	South Carolina	38 99	40	A	Oregon St.	36 84					120	A	Jacksonville	46 74
												180	N	Florida	40 90
												192	H	Hampton	53 81
												193	A	Wisconsin	24 82
												195	N	Providence	48 78
												199	H	Norfolk St.	58 78
												228	N	Richmond	63 100
												241	H	Howard	59 87
												244	A	East Carolina	37 103
												290	A	Morgan St.	67 73
												305	A	Coppin St.	57 66
												310	H	UMES	56 68
												317	A	Alabama St.	61 81
												330	A	Ga. Southern	71 67

LAST 12 Division I GAMES:															
199	H	Norfolk St.	58 78	120	A	Jacksonville	46 74								
192	H	Hampton	53 81	244	A	East Carolina	37 103								
241	H	Howard	59 87	20	A	South Carolina	38 99								
310	H	UMES	56 68	40	A	Oregon St.	36 84								
290	A	Morgan St.	67 73	193	A	Wisconsin	24 82								
305	A	Coppin St.	57 66	330	A	Ga. Southern	71 67								

Non-Div I Games: LaGrange 86 44

Savannah St.

Average RPI Win:	231	WON-LOST	WINNING	LAST 10	STRENGTH OF	OPP. STRENGTH	TEAM	ADJ.	CONF.	ADJ CONF.
Average RPI Loss:	160	RECORD	PCT. RANK	GAMES	SCHEDULE	OF SCHEDULE	RPI	RPI	RPI	RPI
DIV. I ONLY	10- 10	172	5- 5	230	220	210	210	30	30	
DIV. I NON-CONF.	6- 9	214	2- 5	147	186	202	202	30	30	

TOTALS	RPI 1-25	RPI 26-50	W-L RECORDS	RPI 51-100	RPI 101-999	RPI 201+				
10- 10	0- 1	0- 0	OVERALL	0- 1	10- 8	7- 3				
4- 6	0- 0	0- 0	HOME	0- 1	4- 5	2- 1				
6- 4	0- 1	0- 0	AWAY	0- 0	6- 3	5- 2				
0- 0	0- 0	0- 0	NEUTRAL	0- 0	0- 0	0- 0				
6- 9	0- 1	0- 0	NON-CONFERENCE	0- 1	6- 7	3- 2				
2- 6	0- 0	0- 0	HOME	0- 1	2- 5	0- 1				
4- 3	0- 1	0- 0	AWAY	0- 0	4- 2	3- 1				
0- 0	0- 0	0- 0	NEUTRAL	0- 0	0- 0	0- 0				
4- 1	0- 0	0- 0	CONFERENCE	0- 0	4- 1	4- 1				
2- 0	0- 0	0- 0	HOME	0- 0	2- 0	2- 0				
2- 1	0- 0	0- 0	AWAY	0- 0	2- 1	2- 1				
0- 0	0- 0	0- 0	NEUTRAL	0- 0	0- 0	0- 0				

RPI 1-25				RPI 26-50				RPI 51-100				RPI 101+ Team's RPI: 210			
RPI	S	Opponent	Score	RPI	S	Opponent	Score	RPI	S	Opponent	Score	RPI	S	Opponent	Score
24	A	Cal i forni a	67 87					55	H	UC Davi s	53 79	135	A	Washi ngton	76 84
												136	H	Portl and St.	91 77
												145	H	Idaho St.	69 74
												158	H	Paci fi c	73 85
												162	H	Nevada	65 74
												181	A	Idaho	68 60
												189	H	UC Irvi ne	79 84
												196	H	San Di ego	80 73
												205	A	UC Santa Barbara	77 71
												206	A	Pepperdi ne	65 62
												215	A	CSUN	62 67
												234	A	Montana	78 64
												245	H	Hawai i	58 73
												247	H	New Mexico St.	69 59
												249	A	UMKC	62 58
												274	A	Grand Canyon	63 74
												316	H	UTRGV	64 56
												341	A	Chi cago St.	63 56

LAST 12 Di vi si on I GAMES:															
316	H	UTRGV	64 56	189	H	UC Irvi ne	79 84								
247	H	New Mexico St.	69 59	135	A	Washi ngton	76 84								
249	A	UMKC	62 58	158	H	Paci fi c	73 85								
341	A	Chi cago St.	63 56	181	A	Idaho	68 60								
274	A	Grand Canyon	63 74	234	A	Montana	78 64								
215	A	CSUN	62 67	162	H	Nevada	65 74								

Non-Di v I Games:

Seattle U

Average RPI Win:	194	WON-LOST	WINNING	LAST 10	STRENGTH OF	OPP. STRENGTH	TEAM	ADJ.	CONF.	ADJ CONF.
Average RPI Loss:	35	RECORD	PCT. RANK	GAMES	SCHEDULE	OF SCHEDULE	RPI	RPI	RPI	RPI
DIV. I ONLY	13- 8	110	5- 5	95	50	93	93	6	6	
DIV. I NON-CONF.	8- 3	65	1- 1	139	135	88	88	5	5	

TOTALS	RPI 1-25	RPI 26-50	W-L RECORDS	RPI 51-100	RPI 101-999	RPI 201+				
13- 8	0- 3	1- 4	OVERALL	0- 1	12- 0	4- 0				
9- 4	0- 1	1- 3	HOME	0- 0	8- 0	4- 0				
4- 4	0- 2	0- 1	AWAY	0- 1	4- 0	0- 0				
0- 0	0- 0	0- 0	NEUTRAL	0- 0	0- 0	0- 0				
8- 3	0- 2	0- 1	NON-CONFERENCE	0- 0	8- 0	4- 0				
6- 2	0- 1	0- 1	HOME	0- 0	6- 0	4- 0				
2- 1	0- 1	0- 0	AWAY	0- 0	2- 0	0- 0				
0- 0	0- 0	0- 0	NEUTRAL	0- 0	0- 0	0- 0				
5- 5	0- 1	1- 3	CONFERENCE	0- 1	4- 0	0- 0				
3- 2	0- 0	1- 2	HOME	0- 0	2- 0	0- 0				
2- 3	0- 1	0- 1	AWAY	0- 1	2- 0	0- 0				
0- 0	0- 0	0- 0	NEUTRAL	0- 0	0- 0	0- 0				

RPI 1-25				RPI 26-50				RPI 51-100				RPI 101+			
RPI	S	Opponent	Score	RPI	S	Opponent	Score	RPI	S	Opponent	Score	RPI	S	Opponent	Score
8	H	UCLA	68 77	26	H	Villanova	59 67	91	A	Butler	48 66	109	A	Wake Forest	67 57
13	A	Rutgers	45 70	30	A	DePaul	66 89					129	H	Georgetown	70 65
19	A	Marquette	84 97	39	H	St. John's (NY)	62 57					170	A	Xavier	62 51
				45	H	Princeton	83 85					172	H	Jacksonville St.	73 54
				50	H	Creighton	51 68					177	H	Marist	85 60

Team's RPI: 93															
LAST 12 Division I GAMES:															
195	A	Providence	65 56	195	H	Providence	65 56	8	H	UCLA	68 77	264	H	Rider	85 49
39	H	St. John's (NY)	62 57	50	H	Creighton	51 68	19	A	Marquette	84 97	272	H	Fairfield	80 61
129	H	Georgetown	70 65	19	A	Marquette	84 97	30	A	DePaul	66 89	283	H	St. Francis Brooklyn	84 50
26	H	Villanova	59 67	30	A	DePaul	66 89	272	H	Fairfield	80 61	337	H	Saint Peter's	91 49
170	A	Xavier	62 51	272	H	Fairfield	80 61								
91	A	Butler	48 66	8	H	UCLA	68 77								

Non-Div I Games:

Seton Hall

Average RPI Win:	260	WON-LOST	WINNING	LAST 10	STRENGTH OF	OPP. STRENGTH	TEAM	ADJ.	CONF.	ADJ CONF.
Average RPI Loss:	120	RECORD	PCT. RANK	GAMES	SCHEDULE	OF SCHEDULE	RPI	RPI	RPI	RPI
DIV. I ONLY	11- 10	167	6- 4	258	183	197	197	26	26	
DIV. I NON-CONF.	5- 6	187	1- 1	84	106	131	131	25	25	

TOTALS	RPI 1-25	RPI 26-50	W-L RECORDS	RPI 51-100	RPI 101-999	RPI 201+				
11- 10	0- 1	0- 1	OVERALL	0- 4	11- 4	10- 3				
7- 3	0- 0	0- 1	HOME	0- 1	7- 1	6- 1				
4- 7	0- 1	0- 0	AWAY	0- 3	4- 3	4- 2				
0- 0	0- 0	0- 0	NEUTRAL	0- 0	0- 0	0- 0				
5- 6	0- 1	0- 1	NON-CONFERENCE	0- 3	5- 1	5- 0				
3- 2	0- 0	0- 1	HOME	0- 1	3- 0	3- 0				
2- 4	0- 1	0- 0	AWAY	0- 2	2- 1	2- 0				
0- 0	0- 0	0- 0	NEUTRAL	0- 0	0- 0	0- 0				
6- 4	0- 0	0- 0	CONFERENCE	0- 1	6- 3	5- 3				
4- 1	0- 0	0- 0	HOME	0- 0	4- 1	3- 1				
2- 3	0- 0	0- 0	AWAY	0- 1	2- 2	2- 2				
0- 0	0- 0	0- 0	NEUTRAL	0- 0	0- 0	0- 0				

RPI 1-25				RPI 26-50				RPI 51-100				RPI 101+				Team's RPI: 197
RPI	S	Opponent	Score	RPI	S	Opponent	Score	RPI	S	Opponent	Score	RPI	S	Opponent	Score	
13	A	Rutgers	47 59	38	H	FGCU	50 63	58	A	Qui nni pi ac	54 68	140	A	Hartford	62 71	
								68	H	Al bany (NY)	63 78	177	H	Marist	58 53	
								79	A	Harvard	67 75	214	A	Ni agara	50 65	
								80	A	Penn St.	72 86	214	H	Ni agara	68 73	
												216	A	Hofstra	70 60	
												236	H	St. Bonaventure	70 62	
												237	H	Manhattan	56 51	
												241	H	Howard	72 61	
												260	H	Sacred Heart	62 57	
												264	A	Ri der	71 67	
												272	H	Fairfi eld	51 40	
												278	A	Col gate	73 70	
												293	A	Canis si us	57 65	
												342	A	Iona	70 48	
												342	H	Iona	64 51	

LAST 12 Di vi si on I GAMES:																
237	H	Manhattan	56 51	214	H	Ni agara	68 73									
272	H	Fairfi eld	51 40	342	H	Iona	64 51									
342	A	Iona	70 48	264	A	Ri der	71 67									
177	H	Marist	58 53	58	A	Qui nni pi ac	54 68									
214	A	Ni agara	50 65	140	A	Hartford	62 71									
293	A	Canis si us	57 65	260	H	Sacred Heart	62 57									

Non-Di v I Games:

Siena

Average RPI	Win: 217	WON-LOST	WINNING	LAST 10	STRENGTH OF	OPP. STRENGTH	TEAM	ADJ.	CONF.	ADJ CONF.
Average RPI	Loss: 99	RECORD	PCT. RANK	GAMES	SCHEDULE	OF SCHEDULE	RPI	RPI	RPI	RPI
DIV. I ONLY	13- 5	61	8- 2	151	221	90	90	23	23	
DIV. I NON-CONF.	6- 4	122	2- 2	49	153	69	69	24	24	
TOTALS	RPI 1-25	RPI 26-50	W-L RECORDS	RPI 51-100	RPI 101-999	RPI 201+				
13- 5	0- 1	0- 0	OVERALL	2- 1	11- 3	7- 0				
8- 2	0- 0	0- 0	HOME	1- 1	7- 1	6- 0				
5- 3	0- 1	0- 0	AWAY	1- 0	4- 2	1- 0				
0- 0	0- 0	0- 0	NEUTRAL	0- 0	0- 0	0- 0				
6- 4	0- 1	0- 0	NON-CONFERENCE	2- 1	4- 2	2- 0				
3- 2	0- 0	0- 0	HOME	1- 1	2- 1	1- 0				
3- 2	0- 1	0- 0	AWAY	1- 0	2- 1	1- 0				
0- 0	0- 0	0- 0	NEUTRAL	0- 0	0- 0	0- 0				
7- 1	0- 0	0- 0	CONFERENCE	0- 0	7- 1	5- 0				
5- 0	0- 0	0- 0	HOME	0- 0	5- 0	5- 0				
2- 1	0- 0	0- 0	AWAY	0- 0	2- 1	0- 0				
0- 0	0- 0	0- 0	NEUTRAL	0- 0	0- 0	0- 0				

RPI	S	Opponent	Score	RPI	S	Opponent	Score	RPI	S	Opponent	Score	RPI	S	Opponent	Score
16	A	NC State	50 71					88	A	North Carolina	85 84	101	A	Ole Miss	59 66
								92	H	UAB	66 78	120	H	Jacksonville	58 60
								95	H	Central Ark.	64 43	133	A	Louisiana	72 57
												159	A	Southern Miss.	78 57
												166	A	Texas St.	63 78
												178	A	UT Arlington	76 63
												190	H	New Orleans	67 45
												208	H	Southern U.	69 65
												240	H	Troy	79 68
												281	H	Coastal Caro.	68 62
												284	H	Appalachian St.	54 52
												313	H	Georgia St.	88 52
												317	A	Alabama St.	59 47
												330	H	Ga. Southern	79 52
LAST 12 Division I GAMES:															
133	A	Louisiana	72 57	330	H	Ga. Southern	79 52								
284	H	Appalachian St.	54 52	313	H	Georgia St.	88 52								
281	H	Coastal Caro.	68 62	92	H	UAB	66 78								
240	H	Troy	79 68	95	H	Central Ark.	64 43								
178	A	UT Arlington	76 63	208	H	Southern U.	69 65								
166	A	Texas St.	63 78	101	A	Ole Miss	59 66								

Non-Div I Games: Ga. Southwestern 73 42

South Ala.

Average RPI		Win: 143	WON-LOST RECORD	WINNING PCT. RANK	LAST 10 GAMES	STRENGTH OF SCHEDULE	OPP. STRENGTH OF SCHEDULE	TEAM RPI	ADJ. RPI	CONF. RPI	ADJ. CONF. RPI
Loss: 8											
DIV. I ONLY			17- 3	14	8- 2	84	5	20	20	2	2
DIV. I NON-CONF.			11- 1	13	4- 0	167	21	27	27	2	2
TOTALS		RPI 1-25		RPI 26-50		W-L RECORDS		RPI 51-100		RPI 101-999	RPI 201+
17- 3	4- 3			1- 0		OVERALL		1- 0		11- 0	5- 0
9- 1	2- 1			0- 0		HOME		1- 0		6- 0	5- 0
6- 1	1- 1			0- 0		AWAY		0- 0		5- 0	0- 0
2- 1	1- 1			1- 0		NEUTRAL		0- 0		0- 0	0- 0
11- 1	3- 1			1- 0		NON-CONFERENCE		0- 0		7- 0	5- 0
6- 0	1- 0			0- 0		HOME		0- 0		5- 0	5- 0
3- 0	1- 0			0- 0		AWAY		0- 0		2- 0	0- 0
2- 1	1- 1			1- 0		NEUTRAL		0- 0		0- 0	0- 0
6- 2	1- 2			0- 0		CONFERENCE		1- 0		4- 0	0- 0
3- 1	1- 1			0- 0		HOME		1- 0		1- 0	0- 0
3- 1	0- 1			0- 0		AWAY		0- 0		3- 0	0- 0
0- 0	0- 0			0- 0		NEUTRAL		0- 0		0- 0	0- 0

RPI	S	Opponent	Score
2	N	Notre Dame	85 92
9	H	Tennessee	70 86
12	A	Missouri	74 83
13	N	Rutgers	78 68
14	H	Texas A&M	61 59
18	H	Duke	72 52
25	A	Maryland	94 86

RPI	S	Opponent	Score
39	N	St. John's (NY)	76 58

RPI	S	Opponent	Score
84	H	Arkansas	90 42

RPI	S	Opponent	Score
101	A	Ole Miss	88 62
103	A	Kentucky	81 64
105	H	Auburn	71 63
112	A	Clemson	66 36
131	A	Vanderbilt	95 82
174	A	Temple	87 60
252	H	Col. of Charleston	69 43
288	H	Wofford	94 60
309	H	Western Caro.	101 43
317	H	Alabama St.	99 31
344	H	Savannah St.	99 38

LAST 12 Division I GAMES:

84	H	Arkansas	90 42
103	A	Kentucky	81 64
131	A	Vanderbilt	95 82
9	H	Tennessee	70 86
105	H	Auburn	71 63
12	A	Missouri	74 83

101	A	Ole Miss	88 62
14	H	Texas A&M	61 59
174	A	Temple	87 60
344	H	Savannah St.	99 38
252	H	Col. of Charleston	69 43
18	H	Duke	72 52

Non-Div I Games:

South Carolina

Loss, Non-Conf, S Site, H Home A Away N Neutral

Average RPI Win:	298	WON-LOST	WINNING	LAST 10	STRENGTH OF	OPP. STRENGTH	TEAM	ADJ.	CONF.	ADJ CONF.
Average RPI Loss:	211	RECORD	PCT. RANK	GAMES	SCHEDULE	OF SCHEDULE	RPI	RPI	RPI	RPI

DIV. I ONLY	5- 11	274	2- 7	347	237	327	327	31	31
DIV. I NON-CONF.	3- 7	254	2- 3	347	198	336	336	31	31
TOTALS	RPI 1-25	RPI 26-50	W-L RECORDS	RPI 51-100	RPI 101-999	RPI 201+			
5- 11	0- 0	0- 0	OVERALL	0- 2	5- 9	4- 6			
3- 3	0- 0	0- 0	HOME	0- 0	3- 3	2- 2			
2- 8	0- 0	0- 0	AWAY	0- 0	2- 1	2- 1			
0- 0	0- 0	0- 0	NEUTRAL	0- 0	0- 0	0- 0			
3- 7	0- 0	0- 0	NON-CONFERENCE	0- 2	3- 5	3- 3			
1- 1	0- 0	0- 0	HOME	0- 0	1- 1	1- 1			
2- 6	0- 0	0- 0	AWAY	0- 2	2- 4	2- 2			
0- 0	0- 0	0- 0	NEUTRAL	0- 0	0- 0	0- 0			
2- 4	0- 0	0- 0	CONFERENCE	0- 0	2- 4	1- 3			
2- 2	0- 0	0- 0	HOME	0- 0	2- 2	1- 1			
0- 2	0- 0	0- 0	AWAY	0- 0	0- 2	0- 2			
0- 0	0- 0	0- 0	NEUTRAL	0- 0	0- 0	0- 0			

RPI S Opponent	Score	RPI S Opponent	Score	RPI S Opponent	Score	RPI S Opponent	Score	Team's RPI: 327
				61 A Georgi a Tech	40 86	112 A Clemson	48 56	
				70 A Mercer	53 74	171 A Charlotte	49 64	
						192 H Hampton	78 70	
						199 H Norfolk St.	67 71	
						202 A Bethune-Cookman	50 68	
						241 H Howard	58 68	
						303 A Delaware St.	44 58	
						304 A USC Upstate	44 63	
						309 H Western Caro.	75 45	
						310 H UMES	54 51	
						323 A Old Domini on	35 52	
						330 H Ga. Southern	58 61	
						332 A Charleston So.	60 58	
						345 A Winthrop	65 37	
LAST 12 Division I GAMES:								
192 H Hampton	78 70	323 A Old Domini on	35 52					
199 H Norfolk St.	67 71	171 A Charlotte	49 64					
310 H UMES	54 51	70 A Mercer	53 74					
241 H Howard	58 68	309 H Western Caro.	75 45					
303 A Delaware St.	44 58	332 A Charleston So.	60 58					
202 A Bethune-Cookman	50 68	304 A USC Upstate	44 63					

Non-Div I Games: Johnson & Wales (NC) 40 Columbia Int'l 82 38

South Carolina St.

Average RPI Win:	196	WON-LOST	WINNING	LAST 10	STRENGTH OF	OPP. STRENGTH	TEAM	ADJ.	CONF.	ADJ CONF.
Average RPI Loss:	92	RECORD	PCT. RANK	GAMES	SCHEDULE	OF SCHEDULE	RPI	RPI	RPI	RPI
DIV. I ONLY	14- 5	56	9- 0	159	125	81	81	14	14	
DIV. I NON-CONF.	7- 5	132	3- 1	195	64	133	133	15	15	

TOTALS	RPI 1-25	RPI 26-50	W-L RECORDS	RPI 51-100	RPI 101-999	RPI 201+				
14- 5	0- 1	2- 0	OVERALL	0- 1	12- 3	7- 0				
7- 1	0- 0	1- 0	HOME	0- 0	6- 1	4- 0				
6- 2	0- 0	1- 0	AWAY	0- 0	5- 2	2- 0				
1- 2	0- 1	0- 0	NEUTRAL	0- 1	1- 0	1- 0				
7- 5	0- 1	1- 0	NON-CONFERENCE	0- 1	6- 3	4- 0				
4- 1	0- 0	1- 0	HOME	0- 0	3- 1	2- 0				
2- 2	0- 0	0- 0	AWAY	0- 0	2- 2	1- 0				
1- 2	0- 1	0- 0	NEUTRAL	0- 1	1- 0	1- 0				
7- 0	0- 0	1- 0	CONFERENCE	0- 0	6- 0	3- 0				
3- 0	0- 0	0- 0	HOME	0- 0	3- 0	2- 0				
4- 0	0- 0	1- 0	AWAY	0- 0	3- 0	1- 0				
0- 0	0- 0	0- 0	NEUTRAL	0- 0	0- 0	0- 0				

RPI 1-25				RPI 26-50				RPI 51-100 Team's RPI: 81				RPI 101+			
RPI	S	Opponent	Score	RPI	S	Opponent	Score	RPI	S	Opponent	Score	RPI	S	Opponent	Score
9	N	Tennessee	49 69	33	A	South Dakota St.	67 61	59	N	Oklahoma St.	68 76	110	A	Western Ill.	82 58
				50	H	Creighton	73 68					113	A	SFA	55 77
												127	A	Iowa St.	76 81
												129	H	North Dakota	76 71
												152	A	Wichita St.	62 48
												154	H	Tulsa	61 64
												185	A	Oral Roberts	73 68
												200	H	Denver	79 51
												238	H	Omaha	70 46
												239	H	UC Riverside	75 66
												261	H	CSU Bakersfield	66 50
												269	N	Indiana St.	71 59
												275	A	North Dakota St.	82 67
												297	A	Incarnate Word	81 51
												308	H	Fort Wayne	85 43
LAST 12 Division I GAMES:															
				33	A	South Dakota St.	67 61	200	H	Denver	79 51				
				238	H	Omaha	70 46	129	H	North Dakota	76 71				
				185	A	Oral Roberts	73 68	239	H	UC Riverside	75 66				
				308	H	Fort Wayne	85 43	154	H	Tulsa	61 64				
				110	A	Western Ill.	82 58	261	H	CSU Bakersfield	66 50				
				275	A	North Dakota St.	82 67	297	A	Incarnate Word	81 51				

Non-Div I Games: Mt. Marty 87 25 Bellevue 89 32

South Dakota

Average RPI Win:	156	WON-LOST	WINNING	LAST 10	STRENGTH OF	OPP. STRENGTH	TEAM	ADJ.	CONF.	ADJ CONF.
Average RPI Loss:	38	RECORD	PCT. RANK	GAMES	SCHEDULE	OF SCHEDULE	RPI	RPI	RPI	RPI
DIV. I ONLY	15- 5	50	7- 2	42	64	33	33	14	14	
DIV. I NON-CONF.	10- 4	73	3- 2	50	4	28	28	15	15	

TOTALS	RPI 1-25	RPI 26-50	W-L RECORDS	RPI 51-100	RPI 101-999	RPI 201+				
15- 5	1- 2	1- 2	OVERALL	1- 1	12- 0	3- 0				
9- 2	0- 1	1- 0	HOME	0- 1	8- 0	3- 0				
4- 3	0- 1	0- 2	AWAY	1- 0	3- 0	0- 0				
2- 0	1- 0	0- 0	NEUTRAL	0- 0	1- 0	0- 0				
10- 4	1- 2	1- 2	NON-CONFERENCE	1- 0	7- 0	1- 0				
6- 1	0- 1	1- 0	HOME	0- 0	5- 0	1- 0				
2- 3	0- 1	0- 2	AWAY	1- 0	1- 0	0- 0				
2- 0	1- 0	0- 0	NEUTRAL	0- 0	1- 0	0- 0				
5- 1	0- 0	0- 0	CONFERENCE	0- 1	5- 0	2- 0				
3- 1	0- 0	0- 0	HOME	0- 1	3- 0	2- 0				
2- 0	0- 0	0- 0	AWAY	0- 0	2- 0	0- 0				
0- 0	0- 0	0- 0	NEUTRAL	0- 0	0- 0	0- 0				

RPI 1-25				RPI 26-50				Team's RPI: 33				RPI 51-100				RPI 101+			
RPI	S	Opponent	Score	RPI	S	Opponent	Score	RPI	S	Opponent	Score	RPI	S	Opponent	Score	RPI	S	Opponent	Score
5	H	Louisville	64 68	36	H	Oklahoma	67 61	81	H	South Dakota	61 67	107	A	Drake	85 78				
16	N	NC State	75 67	38	A	FGCU	78 87	99	A	George Washington	97 88	110	H	Western Ill.	84 48				
17	A	Green Bay	41 55	50	A	Creighton	65 72					126	H	Bowling Green	76 44				
												129	H	North Dakota	66 52				
												152	H	Wichita St.	96 64				
												155	H	UNI	57 47				
												171	N	Charlotte	71 70				
												185	A	Oral Roberts	77 70				
												200	A	Denver	69 58				
												238	H	Omaha	89 64				
												275	H	North Dakota St.	83 63				
												338	H	NJIT	92 48				
LAST 12 Division I GAMES:																			
				81	H	South Dakota	61 67	38	A	FGCU	78 87								
				110	H	Western Ill.	84 48	152	H	Wichita St.	96 64								
				185	A	Oral Roberts	77 70	107	A	Drake	85 78								
				200	A	Denver	69 58	50	A	Creighton	65 72								
				275	H	North Dakota St.	83 63	126	H	Bowling Green	76 44								
				238	H	Omaha	89 64	36	H	Oklahoma	67 61								

Average RPI Win: 136		WON-LOST RECORD	WINNING PCT. RANK	LAST 10 GAMES	STRENGTH OF SCHEDULE	OPP. STRENGTH OF SCHEDULE	TEAM RPI	ADJ. RPI	CONF. RPI	ADJ CONF. RPI
Average RPI Loss: 46										
DIV. I ONLY		15- 5	50	7- 3	52	11	29	29	8	8
DIV. I NON-CONF.		10- 3	51	3- 2	78	5	31	31	7	7
TOTALS		RPI 1-25	RPI 26-50	W-L RECORDS		RPI 51-100	RPI 101-999	RPI 201+		
15- 5	0- 2		2- 2	OVERALL		5- 0	8- 1	3- 0		
7- 1	0- 1		1- 0	HOME		2- 0	4- 0	2- 0		
5- 2	0- 0		0- 1	AWAY		1- 0	4- 1	1- 0		
3- 2	0- 1		1- 1	NEUTRAL		2- 0	0- 0	0- 0		
10- 3	0- 1		2- 2	NON-CONFERENCE		4- 0	4- 0	3- 0		
5- 0	0- 0		1- 0	HOME		1- 0	3- 0	2- 0		
2- 1	0- 0		0- 1	AWAY		1- 0	1- 0	1- 0		
3- 2	0- 1		1- 1	NEUTRAL		2- 0	0- 0	0- 0		
5- 2	0- 1		0- 0	CONFERENCE		1- 0	4- 1	0- 0		
2- 1	0- 1		0- 0	HOME		1- 0	1- 0	0- 0		
3- 1	0- 0		0- 0	AWAY		0- 0	3- 1	0- 0		
0- 0	0- 0		0- 0	NEUTRAL		0- 0	0- 0	0- 0		

RPI 1-25				RPI 26-50				RPI 51-100				RPI 101+			
RPI	S	Opponent	Score	RPI	S	Opponent	Score	RPI	S	Opponent	Score	RPI	S	Opponent	Score
1	H	UConn	49 100	36	A	Oklahoma	74 79	52	H	UCF	62 45	108	H	Tulane	75 46
2	N	Notre Dame	66 76	39	N	St. John's (NY)	68 59	57	N	Dayton	93 87	139	A	Cincinnati	69 46
				41	N	Michigan St.	73 83	76	N	Washington St.	82 45	152	A	Wichita St.	56 64
				43	H	LSU	61 55	91	H	Butler	71 55	160	A	Memphis	81 62
								99	A	George Washington	83 78	174	A	Temple	89 73
												194	H	Arkansas St.	98 55
												208	H	Southern U.	108 48
												273	A	FIU	82 52
												324	H	Houston Baptist	90 43
LAST 12 Division I GAMES:															
152	A	Wichita St.	56 64	108	H	Tulane	75 46								
160	A	Memphis	81 62	41	N	Michigan St.	73 83								
52	H	UCF	62 45	57	N	Dayton	93 87								
174	A	Temple	89 73	273	A	FIU	82 52								
1	H	UConn	49 100	208	H	Southern U.	108 48								
139	A	Cincinnati	69 46	36	A	Oklahoma	74 79								

Non-Div I Games:

South Fla.

Average RPI Win:	289	WON-LOST	WINNING	LAST 10	STRENGTH OF	OPP. STRENGTH	TEAM	ADJ.	CONF.	ADJ CONF.
Average RPI Loss:	123	RECORD	PCT. RANK	GAMES	SCHEDULE	OF SCHEDULE	RPI	RPI	RPI	RPI
DIV. I ONLY	8- 11	222	6- 4	148	321	198	198	25	25	
DIV. I NON-CONF.	3- 7	254	1- 2	29	228	160	160	27	27	
TOTALS	RPI 1-25	RPI 26-50	W-L RECORDS	RPI 51-100	RPI 101-999	RPI 201+				
8- 11	0- 1	0- 1	OVERALL	0- 2	8- 7	7- 2				
4- 3	0- 0	0- 0	HOME	0- 1	4- 2	4- 1				
3- 8	0- 0	0- 0	AWAY	0- 1	3- 0	3- 0				
1- 0	0- 0	0- 0	NEUTRAL	0- 0	1- 0	0- 0				
3- 7	0- 1	0- 1	NON-CONFERENCE	0- 1	3- 4	2- 0				
2- 1	0- 0	0- 0	HOME	0- 0	2- 1	2- 0				
0- 6	0- 1	0- 1	AWAY	0- 1	0- 3	0- 0				
1- 0	0- 0	0- 0	NEUTRAL	0- 0	1- 0	0- 0				
5- 4	0- 0	0- 0	CONFERENCE	0- 1	5- 3	5- 2				
2- 2	0- 0	0- 0	HOME	0- 1	2- 1	2- 1				
3- 2	0- 0	0- 0	AWAY	0- 0	3- 2	3- 1				
0- 0	0- 0	0- 0	NEUTRAL	0- 0	0- 0	0- 0				

RPI	S	Opponent	Score	RPI	S	Opponent	Score	RPI	S	Opponent	Score	RPI	S	Opponent	Score	Team's RPI: 198
5	A	Louisville	40 80	32	A	Ball St.	56 69	82	H	Belmont	57 67	110	A	Western Ill.	59 87	
								97	A	George Mason	38 57	125	A	Kansas	50 51	
												139	A	Cincinnati	52 65	
												143	N	Saint Francis (PA)	82 50	
												150	H	Southern Ill.	74 79	
												151	A	SIUE	57 65	
												225	H	Morehead St.	56 59	
												226	H	Bradley	57 53	
												232	A	Austin Peay	65 66	
												287	H	Eastern Ky.	69 55	
												301	A	Murray St.	85 74	
												328	A	Tennessee Tech	70 66	
												339	A	Eastern Ill.	77 54	
												343	H	Tennessee St.	71 66	
												346	H	Evansville	74 65	
LAST 12 Division I GAMES:																
328	A	Tennessee Tech	70 66	301	A	Murray St.	85 74									
339	A	Eastern Ill.	77 54	343	H	Tennessee St.	71 66									
151	A	SIUE	57 65	82	H	Belmont	57 67									
287	H	Eastern Ky.	69 55	346	H	Evansville	74 65									
225	H	Morehead St.	56 59	125	A	Kansas	50 51									
232	A	Austin Peay	65 66	32	A	Ball St.	56 69									

Non-Div I Games: Evangel 72 60 Missouri Valley 69 34

Southeast Mo. St.

Average RPI Win:	282	WON-LOST	WINNING	LAST 10	STRENGTH OF	OPP. STRENGTH	TEAM	ADJ.	CONF.	ADJ CONF.
Average RPI Loss:	176	RECORD	PCT. RANK	GAMES	SCHEDULE	OF SCHEDULE	RPI	RPI	RPI	RPI
DIV. I ONLY	3- 16	315	2- 8	247	300	311	311	27	27	
DIV. I NON-CONF.	1- 10	327	0- 4	166	243	295	295	26	26	

TOTALS	RPI 1-25	RPI 26-50	W-L RECORDS	RPI 51-100	RPI 101-999	RPI 201+				
3- 16	0- 0	0- 1	OVERALL	0- 2	3- 13	3- 7				
1- 6	0- 0	0- 0	HOME	0- 0	1- 6	1- 4				
2- 9	0- 0	0- 1	AWAY	0- 2	2- 6	2- 3				
0- 1	0- 0	0- 0	NEUTRAL	0- 0	0- 1	0- 0				
1- 10	0- 0	0- 1	NON-CONFERENCE	0- 1	1- 8	1- 4				
0- 3	0- 0	0- 0	HOME	0- 0	0- 3	0- 2				
1- 6	0- 0	0- 1	AWAY	0- 1	1- 4	1- 2				
0- 1	0- 0	0- 0	NEUTRAL	0- 0	0- 1	0- 0				
2- 6	0- 0	0- 0	CONFERENCE	0- 1	2- 5	2- 3				
1- 3	0- 0	0- 0	HOME	0- 0	1- 3	1- 2				
1- 3	0- 0	0- 0	AWAY	0- 1	1- 2	1- 1				
0- 0	0- 0	0- 0	NEUTRAL	0- 0	0- 0	0- 0				

RPI	S	Opponent	Score	RPI	S	Opponent	Score	RPI	S	Opponent	Score	RPI	S	Opponent	Score
43	A	LSU	56 84	63	A	TCU	62 112	105	A	Auburn	46 80	106	N	Kent St.	60 81
				95	A	Central Ark.	47 63	113	A	SFA	67 79	133	H	Louisiana	56 68
								137	H	Lamar University	58 75	139	A	Cincinnati	43 82
								202	A	Bethune-Cookman	60 58	220	A	Abilene Christian	80 86
								223	A	Akron	54 66	255	A	Grambling	52 61
								276	H	Alcorn	77 84	285	H	Alabama A&M	74 76
								289	H	McNeese	65 77	321	H	Northwestern St.	71 65
								324	A	Houston Baptist	76 61	331	H	Sam Houston St.	52 57

Team's RPI: 311															
LAST 12 Division I GAMES:															
331	H	Sam Houston St.	52 57	95	A	Central Ark.	47 63	113	A	SFA	67 79	285	H	Alabama A&M	74 76
321	H	Northwestern St.	71 65	105	A	Auburn	46 80	133	H	Louisiana	56 68	321	H	Northwestern St.	71 65
324	A	Houston Baptist	76 61	63	A	TCU	62 112	137	H	Lamar University	58 75	324	A	Houston Baptist	76 61
289	H	McNeese	65 77					220	A	Abilene Christian	80 86	331	H	Sam Houston St.	52 57

Non-Div I Games:

Southeastern La.

Average RPI	Win:	175	WON-LOST	WINNING	LAST 10	STRENGTH OF	OPP. STRENGTH	TEAM	ADJ.	CONF.	ADJ CONF.
Average RPI	Loss:	19	RECORD	PCT. RANK	GAMES	SCHEDULE	OF SCHEDULE	RPI	RPI	RPI	RPI
DIV. I ONLY	14- 6	67	5- 5	59	55	47	47	4	4		
DIV. I NON-CONF.	10- 1	16	2- 1	205	225	50	50	3	3		

TOTALS	RPI 1-25	RPI 26-50	W-L RECORDS	RPI 51-100	RPI 101-999	RPI 201+					
14- 6	0- 6	2- 0	OVERALL	2- 0	10- 0	6- 0					
3- 4	0- 4	1- 0	HOME	0- 0	2- 0	2- 0					
8- 2	0- 2	0- 0	AWAY	2- 0	6- 0	4- 0					
3- 0	0- 0	1- 0	NEUTRAL	0- 0	2- 0	0- 0					
10- 1	0- 1	1- 0	NON-CONFERENCE	0- 0	9- 0	6- 0					
2- 1	0- 1	0- 0	HOME	0- 0	2- 0	2- 0					
5- 0	0- 0	0- 0	AWAY	0- 0	5- 0	4- 0					
3- 0	0- 0	1- 0	NEUTRAL	0- 0	2- 0	0- 0					
4- 5	0- 5	1- 0	CONFERENCE	2- 0	1- 0	0- 0					
1- 3	0- 3	1- 0	HOME	0- 0	0- 0	0- 0					
3- 2	0- 2	0- 0	AWAY	2- 0	1- 0	0- 0					
0- 0	0- 0	0- 0	NEUTRAL	0- 0	0- 0	0- 0					

RPI 1-25				RPI 26-50				Team's RPI: 47				RPI 51-100				RPI 101+			
RPI	S	Opponent	Score	RPI	S	Opponent	Score	RPI	S	Opponent	Score	RPI	S	Opponent	Score	RPI	S	Opponent	Score
6	H	Oregon	66 70	40	H	Oregon St.	65 61	76	A	Washington St.	73 72	122	N	Middle Tenn.	72 57				
14	H	Texas A&M	74 75	49	N	Purdue	58 46	78	A	Utah	58 47	138	A	Colorado	86 51				
22	A	Stanford	65 72									169	A	Loyola Marymount	80 70				
22	H	Stanford	55 59									177	N	Marist	78 57				
24	A	California	64 76									217	H	Montana St.	98 47				
24	H	California	59 62									239	A	UC Riverside	64 46				
												245	A	Hawaii	71 60				
												254	A	Santa Clara	64 43				
												316	A	UTRGV	71 64				
												336	H	Long Beach St.	75 60				
LAST 12 Division I GAMES:																			
76	A	Washington St.	73 72	6	H	Oregon	66 70	22	A	Stanford	65 72	24	A	California	64 76				
24	H	California	59 62	22	A	Stanford	65 72	24	A	California	64 76	316	A	UTRGV	71 64				
22	H	Stanford	55 59	24	A	California	64 76	316	A	UTRGV	71 64	122	N	Middle Tenn.	72 57				
78	A	Utah	58 47	316	A	UTRGV	71 64	14	H	Texas A&M	74 75								
138	A	Colorado	86 51	122	N	Middle Tenn.	72 57												
40	H	Oregon St.	65 61																

Non-Div I Games:

Southern Cal i forni a

Average RPI Win: 236		WON-LOST RECORD	WINNING PCT. RANK	LAST 10 GAMES	STRENGTH OF SCHEDULE	OPP. STRENGTH OF SCHEDULE	TEAM RPI	ADJ. RPI	CONF. RPI	ADJ CONF. RPI
Average RPI Loss: 127										
DIV. I ONLY		11- 8	126	7- 3	187	233	150	150	24	24
DIV. I NON-CONF.		4- 6	214	0- 3	69	226	141	141	22	22
TOTALS		RPI 1-25	RPI 26-50	W-L RECORDS		RPI 51-100	RPI 101-999	RPI 201+		
11- 8	0- 0		0- 0	OVERALL		0- 4	11- 4	7- 2		
5- 3	0- 0		0- 0	HOME		0- 1	5- 2	3- 0		
6- 3	0- 0		0- 0	AWAY		0- 0	6- 1	4- 1		
0- 2	0- 0		0- 0	NEUTRAL		0- 2	0- 0	0- 0		
4- 6	0- 0		0- 0	NON-CONFERENCE		0- 4	4- 2	2- 1		
1- 2	0- 0		0- 0	HOME		0- 1	1- 1	1- 0		
3- 2	0- 0		0- 0	AWAY		0- 1	3- 1	1- 1		
0- 2	0- 0		0- 0	NEUTRAL		0- 2	0- 0	0- 0		
7- 2	0- 0		0- 0	CONFERENCE		0- 0	7- 2	5- 1		
4- 1	0- 0		0- 0	HOME		0- 0	4- 1	2- 0		
3- 1	0- 0		0- 0	AWAY		0- 0	3- 1	3- 1		
0- 0	0- 0		0- 0	NEUTRAL		0- 0	0- 0	0- 0		

RPI 1-25				RPI 26-50				RPI 51-100				RPI 101+				Team's RPI: 150	
RPI	S	Opponent	Score	RPI	S	Opponent	Score	RPI	S	Opponent	Score	RPI	S	Opponent	Score		
								51	H	Western Ky.	49	75	107	H	Drake	64	75
								67	N	Miami (FL)	65	75	128	H	Missouri St.	71	69
								68	N	Albany (NY)	57	68	151	H	SIUE	53	57
								92	A	UAB	66	76	155	H	UNI	60	53
													160	A	Memphis	68	56
													198	A	Southeast Mo. St.	79	74
													224	H	UT Martin	84	72
													225	A	Morehead St.	81	85
													226	A	Bradley	63	62
													257	A	Illinois St.	46	49
													267	H	Valparaiso	74	63
													269	A	Indiana St.	64	45
													300	H	Loyola Chicago	62	46
													325	A	Marshall	64	59
													346	A	Evansville	74	62
LAST 12 Division I GAMES:																	
				128	H	Missouri St.	71	69	155	H	UNI	60	53				
				267	H	Valparaiso	74	63	269	A	Indiana St.	64	45				
				300	H	Loyola Chicago	62	46	346	A	Evansville	74	62				
				257	A	Illinois St.	46	49	67	N	Miami (FL)	65	75				
				226	A	Bradley	63	62	68	N	Albany (NY)	57	68				
				107	H	Drake	64	75	51	H	Western Ky.	49	75				

Non-Div I Games:	Martin Methodist	60	50
------------------	------------------	----	----

Southern Ill.

■ Loss, ■ Non-Conf, S Site, H Home A Away N Neutral

Average RPI	Win: 235	WON-LOST	WINNING	LAST 10	STRENGTH OF	OPP. STRENGTH	TEAM	ADJ.	CONF.	ADJ CONF.
Average RPI	Loss: 104	RECORD	PCT. RANK	GAMES	SCHEDULE	OF SCHEDULE	RPI	RPI	RPI	RPI
DIV. I ONLY	9- 8	152	4- 5	193	139	159	159	18	18	
DIV. I NON-CONF.	6- 5	153	1- 4	292	122	215	215	19	19	

TOTALS	RPI 1-25	RPI 26-50	W-L RECORDS	RPI 51-100	RPI 101-999	RPI 201+				
9- 8	0- 1	0- 0	OVERALL	1- 3	8- 4	6- 0				
6- 2	0- 0	0- 0	HOME	0- 1	6- 1	5- 0				
3- 6	0- 1	0- 0	AWAY	1- 2	2- 3	1- 0				
0- 0	0- 0	0- 0	NEUTRAL	0- 0	0- 0	0- 0				
6- 5	0- 1	0- 0	NON-CONFERENCE	0- 2	6- 2	5- 0				
5- 1	0- 0	0- 0	HOME	0- 1	5- 0	4- 0				
1- 4	0- 1	0- 0	AWAY	0- 1	1- 2	1- 0				
0- 0	0- 0	0- 0	NEUTRAL	0- 0	0- 0	0- 0				
3- 3	0- 0	0- 0	CONFERENCE	1- 1	2- 2	1- 0				
1- 1	0- 0	0- 0	HOME	0- 0	1- 1	1- 0				
2- 2	0- 0	0- 0	AWAY	1- 1	1- 1	0- 0				
0- 0	0- 0	0- 0	NEUTRAL	0- 0	0- 0	0- 0				

RPI 1-25				RPI 26-50				RPI 51-100				RPI 101+				Team's RPI: 159
RPI	S	Opponent	Score	RPI	S	Opponent	Score	RPI	S	Opponent	Score	RPI	S	Opponent	Score	
3	A	Mississippi St.	56 91					51	A	Western Ky.	60 81	101	A	Ole Miss	59 68	
								61	A	Georgia Tech	44 63	108	H	Tulane	66 58	
								90	H	South Ala.	57 78	122	A	Middle Tenn.	61 53	
								92	A	UAB	80 63	171	A	Charlotte	56 66	
												171	H	Charlotte	79 85	
												186	A	Samford	56 61	
												203	H	Louisiana Tech	65 50	
												276	H	Alcorn	72 67	
												317	H	Alabama St.	72 35	
												321	A	Northwestern St.	71 59	
												331	H	Sam Houston St.	58 38	
												347	H	Mississippi Val.	84 69	

LAST 12 Division I GAMES:																
171	H	Charlotte	79 85	61	A	Georgia Tech	44 63									
122	A	Middle Tenn.	61 53	186	A	Samford	56 61									
92	A	UAB	80 63	331	H	Sam Houston St.	58 38									
203	H	Louisiana Tech	65 50	101	A	Ole Miss	59 68									
51	A	Western Ky.	60 81	90	H	South Ala.	57 78									
171	A	Charlotte	56 66	321	A	Northwestern St.	71 59									

Non-Div I Games: William Carey 82 44 Blue Mountain (MS) 96 46

Southern Miss.

Average RPI Win:	299	WON-LOST	WINNING	LAST 10	STRENGTH OF	OPP. STRENGTH	TEAM	ADJ.	CONF.	ADJ CONF.
Average RPI Loss:	123	RECORD	PCT. RANK	GAMES	SCHEDULE	OF SCHEDULE	RPI	RPI	RPI	RPI
DIV. I ONLY	7- 9	215	7- 3	255	261	208	208	32	32	
DIV. I NON-CONF.	0- 8	337	0- 4	44	37	268	268	32	32	

TOTALS	RPI 1-25	RPI 26-50	W-L RECORDS	RPI 51-100	RPI 101-999	RPI 201+				
7- 9	0- 0	0- 1	OVERALL	0- 4	7- 4	7- 2				
4- 0	0- 0	0- 0	HOME	0- 0	4- 0	4- 0				
3- 8	0- 0	0- 1	AWAY	0- 3	3- 4	3- 2				
0- 1	0- 0	0- 0	NEUTRAL	0- 1	0- 0	0- 0				
0- 8	0- 0	0- 1	NON-CONFERENCE	0- 4	0- 3	0- 1				
0- 0	0- 0	0- 0	HOME	0- 0	0- 0	0- 0				
0- 7	0- 0	0- 1	AWAY	0- 3	0- 3	0- 1				
0- 1	0- 0	0- 0	NEUTRAL	0- 1	0- 0	0- 0				
7- 1	0- 0	0- 0	CONFERENCE	0- 0	7- 1	7- 1				
4- 0	0- 0	0- 0	HOME	0- 0	4- 0	4- 0				
3- 1	0- 0	0- 0	AWAY	0- 0	3- 1	3- 1				
0- 0	0- 0	0- 0	NEUTRAL	0- 0	0- 0	0- 0				

RPI 1-25				RPI 26-50				RPI 51-100				RPI 101+ Team's RPI: 208			
RPI	S	Opponent	Score	RPI	S	Opponent	Score	RPI	S	Opponent	Score	RPI	S	Opponent	Score
				29	A	South Fla.	48 108	59	A	Oklahoma St.	66 94	105	A	Auburn	47 65
								64	N	Toledo	76 81	193	A	Wisconsin	74 77
								74	A	Indiana	49 64	202	A	Bethune-Cookman	56 68
								90	A	South Ala.	65 69	255	H	Grambling	63 44
												256	A	Texas Southern	67 57
												285	H	Alabama A&M	77 62
												294	H	Jackson St.	86 76
												295	A	Prairie View	62 69
												317	H	Alabama St.	66 58
												340	A	Ark.-Pine Bluff	71 52
												347	A	Mississippi Val.	70 54
LAST 12 Division I GAMES:															
				285	H	Alabama A&M	77 62	295	A	Prairie View	62 69				
				317	H	Alabama St.	66 58	256	A	Texas Southern	67 57				
				347	A	Mississippi Val.	70 54	64	N	Toledo	76 81				
				340	A	Ark.-Pine Bluff	71 52	29	A	South Fla.	48 108				
				294	H	Jackson St.	86 76	202	A	Bethune-Cookman	56 68				
				255	H	Grambling	63 44	90	A	South Ala.	65 69				

Non-Div I Games: Mobile 86 54

Southern U.

Average RPI Win:	258	WON-LOST	WINNING	LAST 10	STRENGTH OF	OPP. STRENGTH	TEAM	ADJ.	CONF.	ADJ CONF.
Average RPI Loss:	192	RECORD	PCT. RANK	GAMES	SCHEDULE	OF SCHEDULE	RPI	RPI	RPI	RPI
DIV. I ONLY	3- 16	315	2- 8	188	334	307	307	19	19	
DIV. I NON-CONF.	1- 10	327	0- 4	184	332	335	335	14	14	

TOTALS	RPI 1-25	RPI 26-50	W-L RECORDS	RPI 51-100	RPI 101-999	RPI 201+				
3- 16	0- 1	0- 0	OVERALL	0- 1	3- 14	2- 8				
2- 6	0- 0	0- 0	HOME	0- 1	2- 5	1- 2				
1- 10	0- 1	0- 0	AWAY	0- 0	1- 9	1- 6				
0- 0	0- 0	0- 0	NEUTRAL	0- 0	0- 0	0- 0				
1- 10	0- 1	0- 0	NON-CONFERENCE	0- 1	1- 8	1- 4				
1- 4	0- 0	0- 0	HOME	0- 1	1- 3	1- 1				
0- 6	0- 1	0- 0	AWAY	0- 0	0- 5	0- 3				
0- 0	0- 0	0- 0	NEUTRAL	0- 0	0- 0	0- 0				
2- 6	0- 0	0- 0	CONFERENCE	0- 0	2- 6	1- 4				
1- 2	0- 0	0- 0	HOME	0- 0	1- 2	0- 1				
1- 4	0- 0	0- 0	AWAY	0- 0	1- 4	1- 3				
0- 0	0- 0	0- 0	NEUTRAL	0- 0	0- 0	0- 0				

RPI 1-25				RPI 26-50				RPI 51-100				RPI 101+ Team's RPI: 307			
RPI	S	Opponent	Score	RPI	S	Opponent	Score	RPI	S	Opponent	Score	RPI	S	Opponent	Score
6	A	Oregon	38 98					55	H	UC Davis	59 85	114	A	BYU	67 75
												142	H	Weber St.	64 77
												145	H	Idaho St.	76 70
												176	H	Binghamton	66 72
												181	A	Idaho	51 74
												189	H	UC Irvine	64 71
												196	A	San Diego	59 72
												211	A	Eastern Wash.	41 58
												217	A	Montana St.	71 91
												234	A	Montana	71 81
												234	H	Montana	65 74
												261	H	CSU Bakersfield	45 46
												274	A	Grand Canyon	54 59
												280	A	Arizona	74 76
												299	A	Utah Valley	61 69
												302	H	Utah St.	70 67
												326	A	Northern Ariz.	60 57

LAST 12 Division I GAMES:															
234	H	Montana	65 74	234	A	Montana	71 81								
211	A	Eastern Wash.	41 58	217	A	Montana St.	71 91								
181	A	Idaho	51 74	280	A	Arizona	74 76								
326	A	Northern Ariz.	60 57	274	A	Grand Canyon	54 59								
142	H	Weber St.	64 77	6	A	Oregon	38 98								
145	H	Idaho St.	76 70	189	H	UC Irvine	64 71								

Non-Div I Games:

Southern Utah

Average RPI	Win:	230	WON-LOST	WINNING	LAST 10	STRENGTH OF	OPP. STRENGTH	TEAM	ADJ.	CONF.	ADJ CONF.
Average RPI	Loss:	132	RECORD	PCT. RANK	GAMES	SCHEDULE	OF SCHEDULE	RPI	RPI	RPI	RPI
DIV. I ONLY		7- 14		261	2- 8	130		195	236	236	13
DIV. I NON-CONF.		5- 8		220	1- 3	82		253	191	191	10

TOTALS	RPI 1-25		RPI 26-50		W-L RECORDS	RPI 51-100		RPI 101-999		RPI 201+	
7- 14	0- 0		0- 1		OVERALL	1- 5		6- 8		5- 3	
5- 5	0- 0		0- 1		HOME	1- 1		4- 3		4- 0	
1- 9	0- 0		0- 0		AWAY	0- 4		1- 5		0- 3	
1- 0	0- 0		0- 0		NEUTRAL	0- 0		1- 0		1- 0	
5- 8	0- 0		0- 1		NON-CONFERENCE	1- 3		4- 4		3- 2	
3- 3	0- 0		0- 1		HOME	1- 1		2- 1		2- 0	
1- 5	0- 0		0- 0		AWAY	0- 2		1- 3		0- 2	
1- 0	0- 0		0- 0		NEUTRAL	0- 0		1- 0		1- 0	
2- 6	0- 0		0- 0		CONFERENCE	0- 2		2- 4		2- 1	
2- 2	0- 0		0- 0		HOME	0- 0		2- 2		2- 0	
0- 4	0- 0		0- 0		AWAY	0- 2		0- 2		0- 1	
0- 0	0- 0		0- 0		NEUTRAL	0- 0		0- 0		0- 0	

RPI 1-25				RPI 26-50				RPI 51-100				RPI 101+ Team's RPI: 236			
RPI	S	Opponent	Score	RPI	S	Opponent	Score	RPI	S	Opponent	Score	RPI	S	Opponent	Score
				28	H	Buffal o	59 76	57	A	Dayton	59 80	116	H	Del aware	52 53
								64	H	Tol edo	39 58	118	A	Sai nt Loui s	55 78
								68	A	Al bany (NY)	52 69	147	H	Davi dson	68 75
								77	A	Fordham	48 72	157	A	Bucknel l	59 48
								80	H	Penn St.	65 62	167	H	Sai nt Joseph' s	64 70
								87	A	Navy	48 86	197	A	Si ena	62 70
												212	A	La Sal le	63 66
												213	H	Eastern Mi ch.	70 51
												214	H	Ni agara	76 58
												216	A	Hofstra	68 71
												292	H	Massachusetts	69 59
												293	A	Can i si us	69 71
												322	H	Rhode Isl and	81 70
												329	N	UMBC	63 54
LAST 12 Division I GAMES:															
				77	A	Fordham	48 72	167	H	Sai nt Joseph' s	64 70				
				147	H	Davi dson	68 75	118	A	Sai nt Loui s	55 78				
				322	H	Rhode Isl and	81 70	216	A	Hofstra	68 71				
				212	A	La Sal le	63 66	68	A	Al bany (NY)	52 69				
				57	A	Dayton	59 80	28	H	Buffal o	59 76				
				292	H	Massachusetts	69 59	80	H	Penn St.	65 62				

Non-Div I Games:

St. Bonaventure

Average RPI Win:	284	WON-LOST	WINNING	LAST 10	STRENGTH OF	OPP. STRENGTH	TEAM	ADJ.	CONF.	ADJ CONF.
Average RPI Loss:	194	RECORD	PCT. RANK	GAMES	SCHEDULE	OF SCHEDULE	RPI	RPI	RPI	RPI
DIV. I ONLY	7- 12	244	4- 6	308	309	283	283	28	28	
DIV. I NON-CONF.	4- 7	226	2- 2	293	269	276	276	28	28	

TOTALS	RPI 1-25	RPI 26-50	W-L RECORDS	RPI 51-100	RPI 101-999	RPI 201+				
7- 12	0- 0	0- 1	OVERALL	0- 1	7- 10	6- 6				
5- 2	0- 0	0- 0	HOME	0- 0	5- 2	4- 2				
2- 9	0- 0	0- 1	AWAY	0- 1	2- 7	2- 4				
0- 1	0- 0	0- 0	NEUTRAL	0- 0	0- 1	0- 0				
4- 7	0- 0	0- 1	NON-CONFERENCE	0- 1	4- 5	3- 3				
3- 1	0- 0	0- 0	HOME	0- 0	3- 1	2- 1				
1- 5	0- 0	0- 1	AWAY	0- 1	1- 3	1- 2				
0- 1	0- 0	0- 0	NEUTRAL	0- 0	0- 1	0- 0				
3- 5	0- 0	0- 0	CONFERENCE	0- 0	3- 5	3- 3				
2- 1	0- 0	0- 0	HOME	0- 0	2- 1	2- 1				
1- 4	0- 0	0- 0	AWAY	0- 0	1- 4	1- 2				
0- 0	0- 0	0- 0	NEUTRAL	0- 0	0- 0	0- 0				

RPI 1-25				RPI 26-50				RPI 51-100				RPI 101+ Team's RPI: 283			
RPI	S	Opponent	Score	RPI	S	Opponent	Score	RPI	S	Opponent	Score	RPI	S	Opponent	Score
				39	A	St. John's (NY)	49 73	93	A	Seton Hall	50 84	141	A	Robert Morris	36 59
												143	A	Saint Francis (PA)	75 90
												191	H	Army West Point	73 52
												199	N	Norfolk St.	51 52
												201	A	Fla. Atlantic	60 80
												225	H	Morehead St.	59 73
												227	H	Loyola Maryland	64 47
												237	A	Manhattan	54 57
												241	A	Howard	69 72
												250	A	LIU Brooklyn	59 61
												262	H	Mt. St. Mary's	82 73
												277	H	Fairleigh Dickinson	62 70
												282	A	Bryant	63 73
												314	H	Wagner	80 76
												318	A	Central Conn. St.	78 70
												337	A	Saint Peter's	64 49
												342	H	Iona	72 63

LAST 12 Division I GAMES:															
				277	H	Fairleigh Dickinson	62 70	143	A	Saint Francis (PA)	75 90				
				282	A	Bryant	63 73	250	A	LIU Brooklyn	59 61				
				318	A	Central Conn. St.	78 70	225	H	Morehead St.	59 73				
				314	H	Wagner	80 76	342	H	Iona	72 63				
				262	H	Mt. St. Mary's	82 73	241	A	Howard	69 72				
				141	A	Robert Morris	36 59	227	H	Loyola Maryland	64 47				

Non-Div I Games:

St. Francis Brooklyn

Average RPI	Win: 112	WON-LOST RECORD	WINNING PCT. RANK	LAST 10 GAMES	STRENGTH OF SCHEDULE	OPP. STRENGTH OF SCHEDULE	TEAM RPI	ADJ. RPI	CONF. RPI	ADJ. CONF. RPI
Average RPI	Loss: 60									
DIV. I ONLY	12- 9	133	0- 2	10	43	39	39	6	6	
DIV. I NON-CONF.	7- 4	102	0- 1	4	100	26	26	5	5	
<hr/>										
TOTALS	RPI 1-25	RPI 26-50	W-L RECORDS	RPI 51-100	RPI 101-999	RPI 201+				
12- 9	0- 2	2- 4	OVERALL	5- 2	5- 1	1- 0				
7- 3	0- 0	2- 1	HOME	1- 1	4- 1	1- 0				
4- 4	0- 1	0- 2	AWAY	3- 1	1- 0	0- 0				
1- 2	0- 1	0- 1	NEUTRAL	1- 0	0- 0	0- 0				
7- 4	0- 1	0- 2	NON-CONFERENCE	4- 1	3- 0	1- 0				
4- 2	0- 0	0- 1	HOME	1- 1	3- 0	1- 0				
2- 0	0- 0	0- 0	AWAY	2- 0	0- 0	0- 0				
1- 2	0- 1	0- 1	NEUTRAL	1- 0	0- 0	0- 0				
5- 5	0- 1	2- 2	CONFERENCE	1- 1	2- 1	0- 0				
3- 1	0- 0	2- 0	HOME	0- 0	1- 1	0- 0				
2- 4	0- 1	0- 2	AWAY	1- 1	1- 0	0- 0				
0- 0	0- 0	0- 0	NEUTRAL	0- 0	0- 0	0- 0				

RPI 1-25				RPI 26-50				RPI 51-100				RPI 101+			
RPI	S	Opponent	Score	RPI	S	Opponent	Score	RPI	S	Opponent	Score	RPI	S	Opponent	Score
19	A	Marquette	72 74	26	H	Villanova	70 64	67	A	Miami (FL)	74 64	125	H	Kansas	65 53
20	N	South Carolina	58 76	28	H	Buffalo	72 73	68	A	Albany (NY)	71 66	129	H	Georgetown	64 41
				29	N	South Fla.	59 68	77	H	Fordham	64 67	149	H	William & Mary	92 81
				30	A	DePaul	67 76	86	H	James Madison	81 64	170	A	Xavier	67 63
				50	A	Creighton	39 53	91	A	Butler	73 55	195	H	Providence	44 49
				50	H	Creighton	72 65	93	A	Seton Hall	57 62	283	H	St. Francis Brooklyn	73 49
								96	N	Western Mich.	76 48				
<hr/>															
LAST 12 Division I GAMES:															
				29	N	South Fla.	59 68	170	A	Xavier	67 63				
				50	A	Creighton	39 53	50	H	Creighton	72 65				
				93	A	Seton Hall	57 62	195	H	Providence	44 49				
				26	H	Villanova	70 64	30	A	DePaul	67 76				
				129	H	Georgetown	64 41	19	A	Marquette	72 74				
				91	A	Butler	73 55	28	H	Buffalo	72 73				

Non-Div I Games:

St. John's (NY)

Average RPI Win:	122	WON-LOST	WINNING	LAST 10	STRENGTH OF	OPP. STRENGTH	TEAM	ADJ.	CONF.	ADJ CONF.
Average RPI Loss:	23	RECORD	PCT. RANK	GAMES	SCHEDULE	OF SCHEDULE	RPI	RPI	RPI	RPI
DIV. I ONLY	13- 8	110	7- 3	6	4	22	22	4	4	
DIV. I NON-CONF.	6- 6	170	1- 2	5	12	45	45	3	3	

TOTALS	RPI 1-25	RPI 26-50	W-L RECORDS	RPI 51-100	RPI 101-999	RPI 201+				
13- 8	1- 6	3- 1	OVERALL	2- 0	7- 1	3- 0				
8- 2	1- 1	2- 0	HOME	1- 0	4- 1	2- 0				
3- 4	0- 3	1- 1	AWAY	0- 0	2- 0	1- 0				
2- 2	0- 2	0- 0	NEUTRAL	1- 0	1- 0	0- 0				
6- 6	0- 5	0- 0	NON-CONFERENCE	1- 0	5- 1	2- 0				
3- 2	0- 1	0- 0	HOME	0- 0	3- 1	2- 0				
1- 2	0- 2	0- 0	AWAY	0- 0	1- 0	0- 0				
2- 2	0- 2	0- 0	NEUTRAL	1- 0	1- 0	0- 0				
7- 2	1- 1	3- 1	CONFERENCE	1- 0	2- 0	1- 0				
5- 0	1- 0	2- 0	HOME	1- 0	1- 0	0- 0				
2- 2	0- 1	1- 1	AWAY	0- 0	1- 0	1- 0				
0- 0	0- 0	0- 0	NEUTRAL	0- 0	0- 0	0- 0				

RPI 1-25				RPI 26-50				RPI 51-100				RPI 101+			
RPI	S	Opponent	Score	RPI	S	Opponent	Score	RPI	S	Opponent	Score	RPI	S	Opponent	Score
1	N	UConn	53 78	34	A	Arizona St.	66 73	76	H	Washington St.	70 57	106	N	Kent St.	79 54
7	A	Ohio St.	64 85	34	H	Arizona St.	74 50	82	N	Belmont	74 53	110	H	Western Ill.	64 71
7	N	Ohio St.	82 94	47	A	Southern Cal i forni a	59 55					115	H	UNLV	74 33
8	A	UCLA	53 64	47	H	Southern Cal i forni a	72 65					135	H	Washi ngton	71 45
8	H	UCLA	76 65									156	A	San Franci sco	86 66
9	H	Tennessee	71 83									239	H	UC Ri versi de	53 43
10	A	Bayl or	57 81									261	H	CSU Bakersfi el d	57 34
												280	A	Ari zona	61 46

LAST 12 Division I GAMES:															
34	H	Arizona St.	74 50	280	A	Ari zona	61 46								
8	A	UCLA	53 64	47	H	Southern Cal i forni a	72 65								
47	A	Southern Cal i forni a	59 55	8	H	UCLA	76 65								
135	H	Washington	71 45	9	H	Tennessee	71 83								
76	H	Washington St.	70 57	110	H	Western Ill.	64 71								
34	A	Arizona St.	66 73	115	H	UNLV	74 33								

Non-Div I Games:

Stanford

Average RPI Win:	229	WON-LOST	WINNING	LAST 10	STRENGTH OF	OPP. STRENGTH	TEAM	ADJ.	CONF.	ADJ CONF.
Average RPI Loss:	113	RECORD	PCT. RANK	GAMES	SCHEDULE	OF SCHEDULE	RPI	RPI	RPI	RPI
DIV. I ONLY	10- 9	157	6- 4	210	129	182	182	22	22	
DIV. I NON-CONF.	7- 7	170	4- 3	132	95	148	148	21	21	

TOTALS	RPI 1-25	RPI 26-50	W-L RECORDS	RPI 51-100	RPI 101-999	RPI 201+				
10- 9	0- 2	0- 1	OVERALL	1- 1	9- 5	6- 2				
6- 1	0- 0	0- 0	HOME	1- 0	5- 1	4- 0				
2- 4	0- 2	0- 1	AWAY	0- 0	2- 1	1- 1				
2- 4	0- 0	0- 0	NEUTRAL	0- 1	2- 3	1- 1				
7- 7	0- 2	0- 0	NON-CONFERENCE	1- 1	6- 4	3- 1				
4- 1	0- 0	0- 0	HOME	1- 0	3- 1	2- 0				
1- 2	0- 2	0- 0	AWAY	0- 0	1- 0	0- 0				
2- 4	0- 0	0- 0	NEUTRAL	0- 1	2- 3	1- 1				
3- 2	0- 0	0- 1	CONFERENCE	0- 0	3- 1	3- 1				
2- 0	0- 0	0- 0	HOME	0- 0	2- 0	2- 0				
1- 2	0- 0	0- 1	AWAY	0- 0	1- 1	1- 1				
0- 0	0- 0	0- 0	NEUTRAL	0- 0	0- 0	0- 0				

RPI 1-25				RPI 26-50				RPI 51-100				RPI 101+				Team's RPI: 182
RPI	S	Opponent	Score	RPI	S	Opponent	Score	RPI	S	Opponent	Score	RPI	S	Opponent	Score	
4	A	Florida St.	39 84	38	A	FGCU	40 80	51	N	Western Ky.	58 66	102	N	Wright St.	59 64	
11	A	Texas	59 95					94	H	Chattanooga	78 67	119	H	High Point	64 69	
												151	A	SIUE	65 61	
												166	H	Texas St.	61 54	
												180	N	Florida	85 71	
												195	N	Providence	45 56	
												228	H	Richmond	72 67	
												249	N	UMKC	50 67	
												251	A	Kennesaw St.	49 66	
												253	A	Lipscomb	59 55	
												270	H	Northern Ky.	67 56	
												303	N	Delaware St.	58 43	
												304	H	USC Upstate	62 61	
												338	H	NJIT	73 55	

LAST 12 Division I GAMES:																
251	A	Kennesaw St.	49 66	249	N	UMKC	50 67	166	H	Texas St.	61 54	228	H	Richmond	72 67	
253	A	Lipscomb	59 55	51	N	Western Ky.	58 66	4	A	Florida St.	39 84	51	N	Florida	85 71	
338	H	NJIT	73 55	151	A	SIUE	65 61									
304	H	USC Upstate	62 61													
38	A	FGCU	40 80													
303	N	Delaware St.	58 43													

Non-Div I Games: Thomas (GA) 92 41 Webber Int'l 67 30

Stetson

Average RPI Win:	285	WON-LOST	WINNING	LAST 10	STRENGTH OF	OPP. STRENGTH	TEAM	ADJ.	CONF.	ADJ CONF.
Average RPI Loss:	126	RECORD	PCT. RANK	GAMES	SCHEDULE	OF SCHEDULE	RPI	RPI	RPI	RPI
DIV. I ONLY	10- 9	157	5- 5	293	254	233	233	20	20	
DIV. I NON-CONF.	7- 5	132	3- 2	337	237	233	233	23	23	

TOTALS	RPI 1-25	RPI 26-50	W-L RECORDS	RPI 51-100	RPI 101-999	RPI 201+				
10- 9	0- 0	0- 1	OVERALL	0- 3	10- 5	9- 1				
6- 4	0- 0	0- 0	HOME	0- 1	6- 3	6- 0				
4- 5	0- 0	0- 1	AWAY	0- 2	4- 2	3- 1				
0- 0	0- 0	0- 0	NEUTRAL	0- 0	0- 0	0- 0				
7- 5	0- 0	0- 1	NON-CONFERENCE	0- 1	7- 3	7- 1				
4- 1	0- 0	0- 0	HOME	0- 0	4- 1	4- 0				
3- 4	0- 0	0- 1	AWAY	0- 1	3- 2	3- 1				
0- 0	0- 0	0- 0	NEUTRAL	0- 0	0- 0	0- 0				
3- 4	0- 0	0- 0	CONFERENCE	0- 2	3- 2	2- 0				
2- 3	0- 0	0- 0	HOME	0- 1	2- 2	2- 0				
1- 1	0- 0	0- 0	AWAY	0- 1	1- 0	0- 0				
0- 0	0- 0	0- 0	NEUTRAL	0- 0	0- 0	0- 0				

RPI	S	Opponent	Score	RPI	S	Opponent	Score	RPI	S	Opponent	Score	RPI	S	Opponent	Score	Team's RPI: 233
27	A	Syracuse	70 81	68	H	Albany (NY)	68 72	134	H	Yale	71 77					
				72	A	Maine	56 64	140	H	Hartford	68 75					
				79	A	Harvard	53 60	161	H	New Hampshire	50 51					
								176	A	Binghamton	67 59					
								184	A	Northwestern	36 68					
								216	A	Hofstra	73 49					
								237	H	Manhattan	74 59					
								265	A	Cornell	40 48					
								277	A	Fairleigh Dickinson	56 51					
								291	H	Vermont	80 57					
								314	H	Wagner	69 50					
								318	H	Central Conn. St.	60 55					
								330	A	Ga. Southern	68 49					
								342	H	Lona	63 46					
								349	H	UMass Lowell	59 50					

LAST 12 Division I GAMES:																
349	H	UMass Lowell	59 50	72	A	Maine	56 64									
161	H	New Hampshire	50 51	79	A	Harvard	53 60									
176	A	Binghamton	67 59	330	A	Ga. Southern	68 49									
291	H	Vermont	80 57	318	H	Central Conn. St.	60 55									
68	H	Albany (NY)	68 72	342	H	Lona	63 46									
140	H	Hartford	68 75	184	A	Northwestern	36 68									

Non-Div I Games: Farmingdale St. 76 25

Stony Brook

Average RPI Win:	164	WON-LOST	WINNING	LAST 10	STRENGTH OF	OPP. STRENGTH	TEAM	ADJ.	CONF.	ADJ CONF.
Average RPI Loss:	24	RECORD	PCT. RANK	GAMES	SCHEDULE	OF SCHEDULE	RPI	RPI	RPI	RPI
DIV. I ONLY	16- 5	39	5- 5	43	30	27	27	1	1	
DIV. I NON-CONF.	12- 1	6	3- 1	170	104	36	36	1	1	

TOTALS	RPI 1-25	RPI 26-50	W-L RECORDS	RPI 51-100	RPI 101-999	RPI 201+				
16- 5	1- 3	1- 1	OVERALL	2- 1	12- 0	5- 0				
11- 0	1- 0	1- 0	HOME	1- 0	8- 0	4- 0				
2- 4	0- 2	0- 1	AWAY	1- 1	1- 0	0- 0				
3- 1	0- 1	0- 0	NEUTRAL	0- 0	3- 0	1- 0				
12- 1	0- 1	1- 0	NON-CONFERENCE	1- 0	10- 0	5- 0				
7- 0	0- 0	1- 0	HOME	0- 0	6- 0	4- 0				
2- 0	0- 0	0- 0	AWAY	1- 0	1- 0	0- 0				
3- 1	0- 1	0- 0	NEUTRAL	0- 0	3- 0	1- 0				
4- 4	1- 2	0- 1	CONFERENCE	1- 1	2- 0	0- 0				
4- 0	1- 0	0- 0	HOME	1- 0	2- 0	0- 0				
0- 4	0- 2	0- 1	AWAY	0- 1	0- 0	0- 0				
0- 0	0- 0	0- 0	NEUTRAL	0- 0	0- 0	0- 0				

RPI 1-25				RPI 26-50				RPI 51-100				RPI 101+			
RPI	S	Opponent	Score	RPI	S	Opponent	Score	RPI	S	Opponent	Score	RPI	S	Opponent	Score
2	A	Notre Dame	72 87	31	A	Virginia	63 68	61	H	Georgia Tech	88 77	112	H	Clemson	86 51
3	N	Mississippi St.	65 76	42	H	Drexel	72 62	67	A	Miami (FL)	67 72	115	A	UNLV	69 55
4	H	Florida St.	76 69					99	A	George Washington	74 62	131	N	Vanderbilt	84 78
16	A	NC State	56 60									140	H	Hartford	75 63
												148	H	Pittsburgh	70 52
												184	H	Northwestern	81 74
												193	N	Wisconsin	77 74
												233	H	Stony Brook	81 70
												278	H	Colgate	79 39
												281	N	Coastal Caro.	69 57
												290	H	Morgan St.	95 68
												310	H	UMES	68 45

LAST 12 Division I GAMES:															
112	H	Clemson	86 51	31	A	Virginia	63 68	2	A	Notre Dame	72 87	115	A	UNLV	69 55
148	H	Pittsburgh	70 52									3	N	Mississippi St.	65 76
67	A	Miami (FL)	67 72									281	N	Coastal Caro.	69 57
16	A	NC State	56 60					42	H	Drexel	72 62				
4	H	Florida St.	76 69												
61	H	Georgia Tech	88 77												

Non-Div I Games:

Syracuse

Average RPI Win:	173	WON-LOST	WINNING	LAST 10	STRENGTH OF	OPP. STRENGTH	TEAM	ADJ.	CONF.	ADJ CONF.
Average RPI Loss:	69	RECORD	PCT. RANK	GAMES	SCHEDULE	OF SCHEDULE	RPI	RPI	RPI	RPI
DIV. I ONLY	14- 5	56	7- 3	105	61	63	63	5	5	
DIV. I NON-CONF.	9- 2	34	3- 1	251	168	89	89	6	6	

TOTALS	RPI 1-25	RPI 26-50	W-L RECORDS	RPI 51-100	RPI 101-999	RPI 201+				
14- 5	1- 1	1- 2	OVERALL	2- 0	10- 2	5- 0				
9- 2	1- 0	0- 1	HOME	1- 0	7- 1	3- 0				
3- 3	0- 1	1- 1	AWAY	1- 0	1- 1	1- 0				
2- 0	0- 0	0- 0	NEUTRAL	0- 0	2- 0	1- 0				
9- 2	0- 1	0- 0	NON-CONFERENCE	1- 0	8- 1	4- 0				
6- 1	0- 0	0- 0	HOME	1- 0	5- 1	2- 0				
1- 1	0- 1	0- 0	AWAY	0- 0	1- 0	1- 0				
2- 0	0- 0	0- 0	NEUTRAL	0- 0	2- 0	1- 0				
5- 3	1- 0	1- 2	CONFERENCE	1- 0	2- 1	1- 0				
3- 1	1- 0	0- 1	HOME	0- 0	2- 0	1- 0				
2- 2	0- 0	1- 1	AWAY	1- 0	0- 1	0- 0				
0- 0	0- 0	0- 0	NEUTRAL	0- 0	0- 0	0- 0				

RPI 1-25				RPI 26-50				RPI 51-100				Team's RPI : 63				RPI 101+			
RPI	S	Opponent	Score	RPI	S	Opponent	Score	RPI	S	Opponent	Score	RPI	S	Opponent	Score	RPI	S	Opponent	Score
11	H	Texas	79 77	35	A	West Vi rgi ni a	76 74	73	A	Kansas St.	68 63	125	A	Kansas	77 86				
14	A	Texas A&M	58 71	35	H	West Vi rgi ni a	82 87	85	H	Al abama	88 67	125	H	Kansas	76 66				
				36	A	Okl ahoma	71 84					134	H	Yale	72 82				
												166	H	Texas St.	82 58				
												181	N	Idaho	86 76				
												185	H	Oral Roberts	72 58				
												192	H	Hampton	90 68				
												219	A	SMU	64 58				
												231	H	Texas Tech	93 72				
												280	N	Arizona	68 59				
												311	H	Southeastern La.	112 62				
												321	H	Northwestern St.	89 51				

LAST 12 Di vi si on I										GAMES:									
														</					

Non-Div I Games:

TCU

Average RPI	Win: 223	WON-LOST	WINNING	LAST 10	STRENGTH OF	OPP. STRENGTH	TEAM	ADJ.	CONF.	ADJ CONF.
Average RPI	Loss: 53	RECORD	PCT. RANK	GAMES	SCHEDULE	OF SCHEDULE	RPI	RPI	RPI	RPI
DIV. I ONLY	9- 10	193	2- 8	88	59	174	174	8	8	
DIV. I NON-CONF.	8- 5	111	3- 3	202	76	180	180	7	7	

TOTALS	RPI 1-25	RPI 26-50	W-L RECORDS	RPI 51-100	RPI 101-999	RPI 201+				
9- 10	0- 3	0- 3	OVERALL	1- 1	8- 3	5- 0				
7- 8	0- 3	0- 3	HOME	1- 0	6- 2	3- 0				
2- 2	0- 0	0- 0	AWAY	0- 0	2- 0	2- 0				
0- 0	0- 0	0- 0	NEUTRAL	0- 0	0- 0	0- 0				
8- 5	0- 2	0- 1	NON-CONFERENCE	1- 0	7- 2	4- 0				
6- 5	0- 2	0- 1	HOME	1- 0	5- 2	2- 0				
2- 0	0- 0	0- 0	AWAY	0- 0	2- 0	2- 0				
0- 0	0- 0	0- 0	NEUTRAL	0- 0	0- 0	0- 0				
1- 5	0- 1	0- 2	CONFERENCE	0- 1	1- 1	1- 0				
1- 3	0- 1	0- 2	HOME	0- 0	1- 0	1- 0				
0- 2	0- 0	0- 0	AWAY	0- 1	0- 1	0- 0				
0- 0	0- 0	0- 0	NEUTRAL	0- 0	0- 0	0- 0				

RPI 1-25				RPI 26-50				RPI 51-100				RPI 101+				Team's RPI: 174
RPI	S	Opponent	Score	RPI	S	Opponent	Score	RPI	S	Opponent	Score	RPI	S	Opponent	Score	
1	H	UConn	57 113	26	H	Villanova	65 69	52	A	UCF	46 76	101	H	Ole Miss	48 64	
13	H	Rutgers	67 84	29	H	South Fla.	73 89	79	H	Harvard	86 64	104	H	Penn	59 74	
20	H	South Carolina	60 87	46	H	Houston	75 99					139	A	Cincinnati	72 80	
												167	H	Saint Joseph's	69 66	
												177	H	Marist	83 77	
												192	H	Hampton	65 56	
												212	A	La Salle	69 52	
												219	H	SMU	55 52	
												303	H	Delaware St.	96 72	
												314	H	Wagner	70 36	
												342	A	Iona	59 54	

LAST 12 Division I GAMES:																
104	H	Penn	59 74	52	A	UCF	46 76									
1	H	UConn	57 113	20	H	South Carolina	60 87									
46	H	Houston	75 99	177	H	Marist	83 77									
139	A	Cincinnati	72 80	26	H	Villanova	65 69									
29	H	South Fla.	73 89	192	H	Hampton	65 56									
219	H	SMU	55 52	79	H	Harvard	86 64									

Non-Div I Games:

Temple

T
e
n
n
e
s
s
e
e

Tennessee				Through Games Of Jan. 26, 2018						
Average RPI Win: 118		WON-LOST RECORD	WINNING PCT. RANK	LAST 10 GAMES	STRENGTH OF SCHEDULE	OPP. STRENGTH OF SCHEDULE	TEAM RPI	ADJ. RPI	CONF. RPI	ADJ CONF. RPI
Average RPI Loss: 6										
DIV. I ONLY		17- 3	14	7- 3	20	10	9	9	2	2
DIV. I NON-CONF.		12- 1	6	4- 1	39	24	4	4	2	2

TOTALS		RPI 1-25	RPI 26-50	W-L RECORDS	RPI 51-100	RPI 101-999	RPI 201+			
17- 3		4- 3	0- 0	OVERALL	4- 0	9- 0	3- 0			
10- 1		1- 1	0- 0	HOME	2- 0	7- 0	2- 0			
4- 2		2- 2	0- 0	AWAY	0- 0	2- 0	1- 0			
3- 0		1- 0	0- 0	NEUTRAL	2- 0	0- 0	0- 0			
12- 1		3- 1	0- 0	NON-CONFERENCE	4- 0	5- 0	3- 0			
7- 0		1- 0	0- 0	HOME	2- 0	4- 0	2- 0			
2- 1		1- 1	0- 0	AWAY	0- 0	1- 0	1- 0			
3- 0		1- 0	0- 0	NEUTRAL	2- 0	0- 0	0- 0			
5- 2		1- 2	0- 0	CONFERENCE	0- 0	4- 0	0- 0			
3- 1		0- 1	0- 0	HOME	0- 0	3- 0	0- 0			
2- 1		1- 1	0- 0	AWAY	0- 0	1- 0	0- 0			
0- 0		0- 0	0- 0	NEUTRAL	0- 0	0- 0	0- 0			

RPI 1-25		Team's RPI: 9	
RPI	S	Opponent	Score
2	A	Notre Dame	70 84
3	H	Mississippi St.	52 71
11	H	Texas	82 75
14	A	Texas A&M	76 79
19	N	Marquette	101 99
20	A	South Carolina	86 70
22	A	Stanford	83 71

RPI 26-50	
RPI	S
Opponent	
Score	

RPI 51-100	
RPI	S
Opponent	
Score	
59	N
Oklahoma St.	
79 69	
81	N
South Dakota	
69 49	
86	H
James Madison	
89 60	
95	H
Central Ark.	
77 34	

RPI 101+	
RPI	S
Opponent	
Score	
101	H
Ole Miss	
75 66	
103	A
Kentucky	
63 49	
105	H
Auburn	
70 59	
131	H
Vanderbilt	
86 73	
132	H
ETSU	
87 49	
152	H
Wichita St.	
68 56	
240	H
Troy	
131 69	
317	H
Alabama St.	
104 51	
336	A
Long Beach St.	
90 61	

T
e
n
n
e
s
s
e
e

LAST 12 Division I GAMES:			
101	H	Ole Miss	75 66
3	H	Mississippi St.	52 71
2	A	Notre Dame	70 84
20	A	South Carolina	86 70
14	A	Texas A&M	76 79
131	H	Vanderbilt	86 73
105	H	Auburn	70 59
103	A	Kentucky	63 49
22	A	Stanford	83 71
336	A	Long Beach St.	90 61
11	H	Texas	82 75
240	H	Troy	131 69

Non-Div I Games:

Tennessee

Average RPI Win:	291	WON-LOST	WINNING	LAST 10	STRENGTH OF	OPP. STRENGTH	TEAM	ADJ.	CONF.	ADJ CONF.
Average RPI Loss:	201	RECORD	PCT. RANK	GAMES	SCHEDULE	OF SCHEDULE	RPI	RPI	RPI	RPI
DIV. I ONLY	2- 15	324	1- 9	299	256	343	343	25	25	
DIV. I NON-CONF.	1- 7	310	1- 2	204	257	328	328	27	27	

TOTALS	RPI 1-25	RPI 26-50	W-L RECORDS	RPI 51-100	RPI 101-999	RPI 201+				
2- 15	0- 1	0- 1	OVERALL	0- 0	2- 13	2- 7				
2- 8	0- 0	0- 1	HOME	0- 0	2- 7	2- 5				
0- 7	0- 1	0- 0	AWAY	0- 0	0- 6	0- 2				
0- 0	0- 0	0- 0	NEUTRAL	0- 0	0- 0	0- 0				
1- 7	0- 1	0- 1	NON-CONFERENCE	0- 0	1- 5	1- 3				
1- 4	0- 0	0- 1	HOME	0- 0	1- 3	1- 3				
0- 3	0- 1	0- 0	AWAY	0- 0	0- 2	0- 0				
0- 0	0- 0	0- 0	NEUTRAL	0- 0	0- 0	0- 0				
1- 8	0- 0	0- 0	CONFERENCE	0- 0	1- 8	1- 4				
1- 4	0- 0	0- 0	HOME	0- 0	1- 4	1- 2				
0- 4	0- 0	0- 0	AWAY	0- 0	0- 4	0- 2				
0- 0	0- 0	0- 0	NEUTRAL	0- 0	0- 0	0- 0				

RPI 1-25				RPI 26-50				RPI 51-100				RPI 101+ Team's RPI: 343			
RPI	S	Opponent	Score	RPI	S	Opponent	Score	RPI	S	Opponent	Score	RPI	S	Opponent	Score
5	A	Louisville	56 95	32	H	Ball St.	65 85					151	A	SIUE	63 74
												151	H	SIUE	76 88
												160	A	Memphis	75 79
												172	H	Jacksonville St.	56 75
												194	A	Arkansas St.	62 68
												198	A	Southeast Mo. St.	66 71
												224	A	UT Martin	68 80
												232	H	Austin Peay	59 75
												240	H	Troy	66 95
												253	H	Lipscomb	71 64
												285	H	Alabama A&M	75 77
												301	H	Murray St.	73 85
												325	H	Marshall	65 71
												328	H	Tennessee Tech	76 66
												339	A	Eastern Ill.	59 66

LAST 12 Division I GAMES:															
151	H	SIUE	76 88	172	H	Jacksonville St.	56 75								
301	H	Murray St.	73 85	198	A	Southeast Mo. St.	66 71								
232	H	Austin Peay	59 75	224	A	UT Martin	68 80								
151	A	SIUE	63 74	325	H	Marshall	65 71								
339	A	Eastern Ill.	59 66	253	H	Lipscomb	71 64								
328	H	Tennessee Tech	76 66	5	A	Louisville	56 95								

Non-Div I Games: Fisk 93 48

Tennessee St.

Average RPI Win:	289	WON-LOST	WINNING	LAST 10	STRENGTH OF	OPP. STRENGTH	TEAM	ADJ.	CONF.	ADJ CONF.
Average RPI Loss:	184	RECORD	PCT. RANK	GAMES	SCHEDULE	OF SCHEDULE	RPI	RPI	RPI	RPI
DIV. I ONLY	2- 16	329	1- 9	192	340	328	328	25	25	
DIV. I NON-CONF.	1- 8	313	1- 2	121	212	293	293	27	27	

TOTALS	RPI 1-25	RPI 26-50	W-L RECORDS	RPI 51-100	RPI 101-999	RPI 201+				
2- 16	0- 1	0- 0	OVERALL	0- 2	2- 13	2- 8				
2- 7	0- 0	0- 0	HOME	0- 1	2- 6	2- 5				
0- 9	0- 1	0- 0	AWAY	0- 1	0- 7	0- 3				
0- 0	0- 0	0- 0	NEUTRAL	0- 0	0- 0	0- 0				
1- 8	0- 1	0- 0	NON-CONFERENCE	0- 1	1- 6	1- 2				
1- 3	0- 0	0- 0	HOME	0- 1	1- 2	1- 2				
0- 5	0- 1	0- 0	AWAY	0- 0	0- 4	0- 0				
0- 0	0- 0	0- 0	NEUTRAL	0- 0	0- 0	0- 0				
1- 8	0- 0	0- 0	CONFERENCE	0- 1	1- 7	1- 6				
1- 4	0- 0	0- 0	HOME	0- 0	1- 4	1- 3				
0- 4	0- 0	0- 0	AWAY	0- 1	0- 3	0- 3				
0- 0	0- 0	0- 0	NEUTRAL	0- 0	0- 0	0- 0				

RPI 1-25				RPI 26-50				RPI 51-100				RPI 101+				Team's RPI: 328
RPI	S	Opponent	Score	RPI	S	Opponent	Score	RPI	S	Opponent	Score	RPI	S	Opponent	Score	
15	A	Georgia	48 56					69	H	IUPUI	54 68	102	A	Wright St.	59 82	
								82	A	Belmont	59 78	103	A	Kentucky	54 82	
												122	A	Middle Tenn.	44 58	
												132	A	ETSU	55 74	
												198	H	Southeast Mo. St.	66 70	
												204	H	Radford	41 60	
												225	A	Morehead St.	51 53	
												225	H	Morehead St.	67 74	
												232	H	Austin Peay	63 59	
												253	H	Lipscomb	57 61	
												287	A	Eastern Ky.	53 55	
												287	H	Eastern Ky.	68 76	
												301	H	Murray St.	63 72	
												343	A	Tennessee St.	66 76	
												345	H	Winthrop	70 41	

LAST 12 Division I GAMES:																
198	H	Southeast Mo. St.	66 70	82	A	Belmont	59 78	287	H	Eastern Ky.	68 76	225	H	Morehead St.	67 74	
225	A	Morehead St.	51 53	287	H	Eastern Ky.	68 76	253	H	Lipscomb	57 61	345	H	Winthrop	70 41	
287	A	Eastern Ky.	53 55	225	H	Morehead St.	67 74	345	H	Winthrop	70 41	69	H	IUPUI	54 68	
301	H	Murray St.	63 72	253	H	Lipscomb	57 61									
232	H	Austin Peay	63 59	345	H	Winthrop	70 41									
343	A	Tennessee St.	66 76	69	H	IUPUI	54 68									

Non-Div I Games: Cumberland (TN) 83 52 Tenn. Wesleyan 84 66

Tennessee Tech

Average RPI Win: 138

Average RPI Loss: 21

WON-LOST
RECORDWINNING
PCT. RANKLAST 10
GAMESSTRENGTH OF
SCHEDULEOPP. STRENGTH
OF SCHEDULETEAM
RPIADJ.
RPICONF.
RPIADJ CONF.
RPIDIV. I ONLY
DIV. I NON-CONF.15- 4
9- 232
347- 3
2- 213
3137
4911
1811
185
65
6

TOTALS

RPI 1-25

RPI 26-50

W-L RECORDS

RPI 51-100

RPI 101-999

RPI 201+

15- 4

2- 3

3- 0

OVERALL

2- 1

8- 0

5- 0

9- 1

1- 1

1- 0

HOME

1- 0

6- 0

4- 0

4- 3

1- 2

1- 0

AWAY

1- 1

1- 0

1- 0

2- 0

0- 0

1- 0

NEUTRAL

0- 0

1- 0

0- 0

9- 2

2- 2

1- 0

NON-CONFERENCE

0- 0

6- 0

4- 0

6- 1

1- 1

0- 0

HOME

0- 0

5- 0

4- 0

1- 1

1- 1

0- 0

AWAY

0- 0

0- 0

0- 0

2- 0

0- 0

1- 0

NEUTRAL

0- 0

1- 0

0- 0

6- 2

0- 1

2- 0

CONFERENCE

2- 1

2- 0

1- 0

3- 0

0- 0

1- 0

HOME

1- 0

1- 0

0- 0

3- 2

0- 1

1- 0

AWAY

1- 1

1- 0

1- 0

0- 0

0- 0

0- 0

NEUTRAL

0- 0

0- 0

0- 0

RPI 1-25

Team's RPI: 11

RPI 26-50

RPI 51-100

RPI 101+

RPI	S	Opponent	Score
1	H	UConn	71 75
4	H	Florida St.	87 72
9	A	Tennessee	75 82
10	A	Baylor	56 81
15	A	Georgia	81 53

RPI	S	Opponent	Score
35	H	West Virginia	79 58
36	A	Oklahoma	88 78
43	N	LSU	75 66

RPI	S	Opponent	Score
59	H	Oklahoma St.	84 79
63	A	TCU	77 79
73	A	Kansas St.	75 64

RPI	S	Opponent	Score
125	H	Kansas	79 62
135	N	Washington	92 68
182	H	Stetson	95 59
203	H	Louisiana Tech	88 54
231	A	Texas Tech	90 39
289	H	McNeese	100 34
312	H	UTSA	120 70
321	H	Northwestern St.	68 44

LAST 12 Division I GAMES:

10	A	Baylor	56 81	59	H	Oklahoma St.	84 79
231	A	Texas Tech	90 39	35	H	West Virginia	79 58
1	H	UConn	71 75	36	A	Oklahoma	88 78
125	H	Kansas	79 62	4	H	Florida St.	87 72
63	A	TCU	77 79	321	H	Northwestern St.	68 44
73	A	Kansas St.	75 64	9	A	Tennessee	75 82

Non-Div I Games:

Texas

Loss,
 Non-Conf,
 S Site,
 H Home
A Away
 N Neutral

Average RPI	Win:	122	WON-LOST	WINNING	LAST 10	STRENGTH OF	OPP. STRENGTH	TEAM	ADJ.	CONF.	ADJ CONF.
Average RPI	Loss:	16	RECORD	PCT. RANK	GAMES	SCHEDULE	OF SCHEDULE	RPI	RPI	RPI	RPI
DIV. I ONLY		16- 5		39	7- 3	5	44	14	14	2	2
DIV. I NON-CONF.		11- 3		46	4- 1	12	61	23	23	2	2

TOTALS	RPI 1-25		RPI 26-50		W-L RECORDS	RPI 51-100		RPI 101-999		RPI 201+	
16- 5	1- 4		3- 1		OVERALL	3- 0		9- 0		4- 0	
11- 3	1- 2		2- 1		HOME	2- 0		6- 0		2- 0	
4- 1	0- 1		1- 0		AWAY	1- 0		2- 0		1- 0	
1- 1	0- 1		0- 0		NEUTRAL	0- 0		1- 0		1- 0	
11- 3	0- 2		2- 1		NON-CONFERENCE	2- 0		7- 0		4- 0	
8- 2	0- 1		1- 1		HOME	2- 0		5- 0		2- 0	
2- 0	0- 0		1- 0		AWAY	0- 0		1- 0		1- 0	
1- 1	0- 1		0- 0		NEUTRAL	0- 0		1- 0		1- 0	
5- 2	1- 2		1- 0		CONFERENCE	1- 0		2- 0		0- 0	
3- 1	1- 1		1- 0		HOME	0- 0		1- 0		0- 0	
2- 1	0- 1		0- 0		AWAY	1- 0		1- 0		0- 0	
0- 0	0- 0		0- 0		NEUTRAL	0- 0		0- 0		0- 0	

RPI	S	Opponent	Score	RPI	S	Opponent	Score	RPI	S	Opponent	Score	RPI	S	Opponent	Score
6	H	Oregon	68 83	35	H	West Virginia	56 70	63	H	TCU	71 58	103	H	Kentucky	74 70
6	N	Oregon	62 84	43	H	LSU	69 59	85	A	Alabama	73 54	105	A	Auburn	82 73
9	H	Tennessee	79 76	46	H	Houston	83 65	95	H	Central Ark.	72 61	111	H	Rice	82 76
15	H	Georgia	84 92	47	A	Southern California	75 74					121	H	Little Rock	66 49
20	A	South Carolina	59 61									133	H	Louisiana	83 62
												219	H	SMU	79 57
												231	A	Texas Tech	90 56
												245	N	Hawaii	103 59
												295	H	Prairie View	98 70

LAST 12 Division I GAMES:															
43	H	LSU	69 59	20	A	South Carolina	59 61	219	H	SMU	79 57	6	N	Oregon	62 84
85	A	Alabama	73 54					245	N	Hawaii	103 59	47	A	Southern California	75 74
15	H	Georgia	84 92					95	H	Central Ark.	72 61				
9	H	Tennessee	79 76												
105	A	Auburn	82 73												
103	H	Kentucky	74 70												

Non-Div I Games:

Texas A&M

Average RPI Win: 301		WON-LOST RECORD	WINNING PCT. RANK	LAST 10 GAMES	STRENGTH OF SCHEDULE	OPP. STRENGTH OF SCHEDULE	TEAM RPI	ADJ. RPI	CONF. RPI	ADJ CONF. RPI
Average RPI Loss: 165										
DIV. I ONLY		8- 8	172	0- 0	336	317	256	256	32	32
DIV. I NON-CONF.		3- 6	239	0- 0	274	213	240	240	32	32
TOTALS		RPI 1-25	RPI 26-50	W-L RECORDS		RPI 51-100	RPI 101-999	RPI 201+		
8- 8	0- 0		0- 0	OVERALL		0- 0	8- 8	8- 2		
3- 3	0- 0		0- 0	HOME		0- 0	3- 3	3- 2		
3- 5	0- 0		0- 0	AWAY		0- 0	3- 5	3- 0		
2- 0	0- 0		0- 0	NEUTRAL		0- 0	2- 0	2- 0		
3- 6	0- 0		0- 0	NON-CONFERENCE		0- 0	3- 6	3- 0		
0- 1	0- 0		0- 0	HOME		0- 0	0- 1	0- 0		
1- 5	0- 0		0- 0	AWAY		0- 0	1- 5	1- 0		
2- 0	0- 0		0- 0	NEUTRAL		0- 0	2- 0	2- 0		
5- 2	0- 0		0- 0	CONFERENCE		0- 0	5- 2	5- 2		
3- 2	0- 0		0- 0	HOME		0- 0	3- 2	3- 2		
2- 0	0- 0		0- 0	AWAY		0- 0	2- 0	2- 0		
0- 0	0- 0		0- 0	NEUTRAL		0- 0	0- 0	0- 0		

RPI 1-25				RPI 26-50				RPI 51-100				RPI 101+				Team's RPI: 256	
RPI	S	Opponent	Score	RPI	S	Opponent	Score	RPI	S	Opponent	Score	RPI	S	Opponent	Score		
												101	A	Ole Miss	58	73	
												109	A	Wake Forest	56	73	
												124	A	UTEP	55	65	
												125	A	Kansas	37	72	
												166	H	Texas St.	56	70	
												190	A	New Orleans	69	72	
												208	H	Southern U.	57	67	
												247	N	New Mexico St.	66	50	
												255	A	Grambling	73	63	
												276	H	Alcorn	91	57	
												294	A	Jackson St.	77	74	
												295	H	Prairie View	56	61	
												321	N	Northwestern St.	56	43	
												331	A	Sam Houston St.	77	58	
												340	H	Ark. -Pine Bluff	58	52	
												347	H	Mississippi Val.	55	39	
LAST 12 Division I GAMES:																	
				340	H	Ark. -Pine Bluff	58 52	208	H	Southern U.	57 67						
				347	H	Mississippi Val.	55 39	101	A	Ole Miss	58 73						
				255	A	Grambling	73 63	190	A	New Orleans	69 72						
				294	A	Jackson St.	77 74	321	N	Northwestern St.	56 43						
				295	H	Prairie View	56 61	331	A	Sam Houston St.	77 58						
				276	H	Alcorn	91 57	124	A	UTEP	55 65						

Non-Div I Games: Wiley

74 36

Paul Quinn

85 59

Texas Southern

Average RPI Win:	257	WON-LOST	WINNING	LAST 10	STRENGTH OF	OPP. STRENGTH	TEAM	ADJ.	CONF.	ADJ CONF.
Average RPI Loss:	147	RECORD	PCT. RANK	GAMES	SCHEDULE	OF SCHEDULE	RPI	RPI	RPI	RPI
DIV. I ONLY	13- 7	87	6- 4	289	258	166	166	23	23	
DIV. I NON-CONF.	7- 4	102	1- 2	287	270	157	157	24	24	

TOTALS	RPI 1-25	RPI 26-50	W-L RECORDS	RPI 51-100	RPI 101-999	RPI 201+				
13- 7	0- 0	0- 1	OVERALL	1- 1	12- 5	10- 2				
6- 2	0- 0	0- 1	HOME	1- 0	5- 1	4- 0				
7- 4	0- 0	0- 0	AWAY	0- 0	7- 0	6- 0				
0- 1	0- 0	0- 0	NEUTRAL	0- 0	0- 1	0- 1				
7- 4	0- 0	0- 1	NON-CONFERENCE	0- 1	7- 2	6- 1				
3- 1	0- 0	0- 1	HOME	0- 0	3- 0	2- 0				
4- 2	0- 0	0- 0	AWAY	0- 1	4- 1	4- 0				
0- 1	0- 0	0- 0	NEUTRAL	0- 0	0- 1	0- 1				
6- 3	0- 0	0- 0	CONFERENCE	1- 0	5- 3	4- 1				
3- 1	0- 0	0- 0	HOME	1- 0	2- 1	2- 0				
3- 2	0- 0	0- 0	AWAY	0- 0	3- 2	2- 1				
0- 0	0- 0	0- 0	NEUTRAL	0- 0	0- 0	0- 0				

RPI 1-25				RPI 26-50				RPI 51-100				RPI 101+				Team's RPI: 166
RPI	S	Opponent	Score	RPI	S	Opponent	Score	RPI	S	Opponent	Score	RPI	S	Opponent	Score	
				46	H	Houston	67 72	63	A	TCU	58 82	121	A	Little Rock	48 63	
								90	H	South Ala.	78 63	133	H	Louisiana	58 65	
												153	H	Fresno St.	76 59	
												182	A	Stetson	54 61	
												194	A	Arkansas St.	67 55	
												202	N	Bethune-Cookman	56 62	
												231	A	Texas Tech	87 70	
												240	H	Troy	83 75	
												256	A	Texas Southern	70 56	
												281	A	Coastal Caro.	64 65	
												284	A	Appalachian St.	69 54	
												295	H	Prairie View	84 57	
												297	A	Incarinate Word	74 33	
												312	H	UTSA	91 38	
												330	A	Ga. Southern	81 56	
												331	A	Sam Houston St.	73 41	
												333	H	La.-Monroe	86 52	

LAST 12 Division I GAMES:																
				330	A	Ga. Southern	81 56	90	H	South Ala.	78 63					
				133	H	Louisiana	58 65	281	A	Coastal Caro.	64 65					
				333	H	La.-Monroe	86 52	284	A	Appalachian St.	69 54					
				121	A	Little Rock	48 63	182	A	Stetson	54 61					
				194	A	Arkansas St.	67 55	202	N	Bethune-Cookman	56 62					
				240	H	Troy	83 75	331	A	Sam Houston St.	73 41					

Non-Div I Games:

Texas St.

Average RPI Win:	294	WON-LOST	WINNING	LAST 10	STRENGTH OF	OPP. STRENGTH	TEAM	ADJ.	CONF.	ADJ CONF.
Average RPI Loss:	62	RECORD	PCT. RANK	GAMES	SCHEDULE	OF SCHEDULE	RPI	RPI	RPI	RPI
DIV. I ONLY	7- 13	256	2- 8	107	105	231	231	5	5	
DIV. I NON-CONF.	6- 5	153	3- 0	297	275	267	267	6	6	

TOTALS	RPI 1-25	RPI 26-50	W-L RECORDS	RPI 51-100	RPI 101-999	RPI 201+				
7- 13	0- 3	0- 4	OVERALL	0- 3	7- 3	6- 0				
6- 8	0- 2	0- 2	HOME	0- 1	6- 3	6- 0				
1- 5	0- 1	0- 2	AWAY	0- 2	1- 0	0- 0				
0- 0	0- 0	0- 0	NEUTRAL	0- 0	0- 0	0- 0				
6- 5	0- 1	0- 2	NON-CONFERENCE	0- 1	6- 1	6- 0				
6- 3	0- 1	0- 1	HOME	0- 0	6- 1	6- 0				
0- 2	0- 0	0- 1	AWAY	0- 1	0- 0	0- 0				
0- 0	0- 0	0- 0	NEUTRAL	0- 0	0- 0	0- 0				
1- 8	0- 2	0- 2	CONFERENCE	0- 2	1- 2	0- 0				
0- 5	0- 1	0- 1	HOME	0- 1	0- 2	0- 0				
1- 3	0- 1	0- 1	AWAY	0- 1	1- 0	0- 0				
0- 0	0- 0	0- 0	NEUTRAL	0- 0	0- 0	0- 0				

RPI 1-25				RPI 26-50				RPI 51-100				RPI 101+ Team's RPI: 231			
RPI	S	Opponent	Score	RPI	S	Opponent	Score	RPI	S	Opponent	Score	RPI	S	Opponent	Score
10	A	Baylor	49 97	35	A	West Virginia	52 82	59	H	Oklahoma St.	57 98	125	A	Kansas	68 56
11	H	Texas	39 90	36	H	Oklahoma	52 73	63	A	TCU	72 93	125	H	Kansas	47 60
14	H	Texas A&M	56 90	43	H	LSU	40 48	66	A	New Mexico	56 90	127	H	Iowa St.	54 66
				46	A	Houston	75 79					166	H	Texas St.	70 87
												295	H	Prairie View	89 60
												297	H	Incarnate Word	80 54
												316	H	UTRGV	80 64
												335	H	Florida A&M	82 63
												340	H	Ark. -Pine Bluff	74 47
												349	H	UMass Lowell	93 65

LAST 12 Division I GAMES:															
35	A	West Virginia	52 82	125	H	Kansas	47 60								
11	H	Texas	39 90	10	A	Baylor	49 97								
125	A	Kansas	68 56	59	H	Oklahoma St.	57 98								
127	H	Iowa St.	54 66	297	H	Incarnate Word	80 54								
36	H	Oklahoma	52 73	316	H	UTRGV	80 64								
63	A	TCU	72 93	295	H	Prairie View	89 60								

Non-Div I Games:

Texas Tech

Average RPI Win:	160	WON-LOST	WINNING	LAST 10	STRENGTH OF	OPP. STRENGTH	TEAM	ADJ.	CONF.	ADJ CONF.
Average RPI Loss:	76	RECORD	PCT. RANK	GAMES	SCHEDULE	OF SCHEDULE	RPI	RPI	RPI	RPI
DIV. I ONLY	13- 7	87	1- 1	63	83	64	64	7	7	
DIV. I NON-CONF.	9- 3	61	1- 1	81	110	40	40	8	8	

TOTALS	RPI 1-25	RPI 26-50	W-L RECORDS	RPI 51-100	RPI 101-999	RPI 201+				
13- 7	0- 1	1- 1	OVERALL	3- 3	9- 2	5- 1				
9- 1	0- 0	1- 0	HOME	3- 0	5- 1	1- 0				
3- 5	0- 1	0- 1	AWAY	0- 2	3- 1	3- 1				
1- 1	0- 0	0- 0	NEUTRAL	0- 1	1- 0	1- 0				
9- 3	0- 1	0- 0	NON-CONFERENCE	2- 2	7- 0	4- 0				
5- 0	0- 0	0- 0	HOME	2- 0	3- 0	0- 0				
3- 2	0- 1	0- 0	AWAY	0- 1	3- 0	3- 0				
1- 1	0- 0	0- 0	NEUTRAL	0- 1	1- 0	1- 0				
4- 4	0- 0	1- 1	CONFERENCE	1- 1	2- 2	1- 1				
4- 1	0- 0	1- 0	HOME	1- 0	2- 1	1- 0				
0- 3	0- 0	0- 1	AWAY	0- 1	0- 1	0- 1				
0- 0	0- 0	0- 0	NEUTRAL	0- 0	0- 0	0- 0				

RPI 1-25				RPI 26-50				RPI 51-100				RPI 101+			
RPI	S	Opponent	Score	RPI	S	Opponent	Score	RPI	S	Opponent	Score	RPI	S	Opponent	Score
5	A	Louisville	55 90	28	A	Buffalo	69 87	51	N	Western Ky.	56 70	106	H	Kent St.	55 62
				32	H	Ball St.	72 66	54	A	Duquesne	54 73	123	H	Cleveland St.	65 56
								57	H	Dayton	68 50	133	H	Louisiana	79 55
								72	H	Maine	65 64	143	H	Saint Francis (PA)	74 66
								75	A	Ohio	61 78	146	H	Northern Ill.	63 60
								75	H	Ohio	75 57	208	N	Southern U.	81 76
												213	A	Eastern Mich.	57 70
												223	H	Akron	60 54
												236	A	St. Bonaventure	58 39
												286	A	Detroit Mercy	81 64
												342	A	Iona	74 57

LAST 12 Division I GAMES:															
133	H	Louisiana	79 55	75	H	Ohio	75 57	213	A	Eastern Mich.	57 70	223	H	Akron	60 54
5	A	Louisville	55 90	28	A	Buffalo	69 87	75	A	Ohio	61 78	286	A	Detroit Mercy	81 64
106	H	Kent St.	55 62	32	H	Ball St.	72 66	208	N	Southern U.	81 76				
146	H	Northern Ill.	63 60												

Non-Div I Games:

Toledo

Average RPI Win:	257	WON-LOST	WINNING	LAST 10	STRENGTH OF	OPP. STRENGTH	TEAM	ADJ.	CONF.	ADJ CONF.
Average RPI Loss:	175	RECORD	PCT. RANK	GAMES	SCHEDULE	OF SCHEDULE	RPI	RPI	RPI	RPI
DIV. I ONLY	8- 11	222	4- 6	328	189	271	271	10	10	
DIV. I NON-CONF.	5- 6	187	2- 2	341	259	308	308	13	13	

TOTALS	RPI 1-25	RPI 26-50	W-L RECORDS	RPI 51-100	RPI 101-999	RPI 201+				
8- 11	0- 0	0- 0	OVERALL	0- 3	8- 8	6- 4				
4- 4	0- 0	0- 0	HOME	0- 1	4- 3	3- 2				
3- 6	0- 0	0- 0	AWAY	0- 2	3- 4	2- 1				
1- 1	0- 0	0- 0	NEUTRAL	0- 0	1- 1	1- 1				
5- 6	0- 0	0- 0	NON-CONFERENCE	0- 1	5- 5	4- 3				
3- 2	0- 0	0- 0	HOME	0- 1	3- 1	2- 1				
1- 3	0- 0	0- 0	AWAY	0- 0	1- 3	1- 1				
1- 1	0- 0	0- 0	NEUTRAL	0- 0	1- 1	1- 1				
3- 5	0- 0	0- 0	CONFERENCE	0- 2	3- 3	2- 1				
1- 2	0- 0	0- 0	HOME	0- 0	1- 2	1- 1				
2- 3	0- 0	0- 0	AWAY	0- 2	2- 1	1- 0				
0- 0	0- 0	0- 0	NEUTRAL	0- 0	0- 0	0- 0				

RPI 1-25				RPI 26-50				RPI 51-100				RPI 101+				Team's RPI: 271	
RPI	S	Opponent	Score	RPI	S	Opponent	Score	RPI	S	Opponent	Score	RPI	S	Opponent	Score		
								83	A	Elon	61	84	116	A	Delaware	49	51
								86	A	James Madison	45	69	148	A	Pittsburgh	63	81
								99	H	George Washington	43	66	149	A	William & Mary	67	66
													163	H	Northeastern	61	70
													167	H	Saint Joseph's	90	66
													199	A	Norfolk St.	76	86
													204	N	Radford	66	69
													227	A	Loyola Maryland	76	67
													252	A	Col. of Charleston	83	58
													252	H	Col. of Charleston	67	80
													278	H	Colgate	61	65
													279	H	UNCW	72	71
													292	A	Massachusetts	49	72
													314	H	Wagner	64	42
													329	H	UMBC	95	64
													340	N	Ark. -Pine Bluff	70	44
LAST 12 Division I GAMES:																	
252	A	Col. of Charleston	83	58	252	H	Col. of Charleston	67	80								
83	A	Elon	61	84	163	H	Northeastern	61	70								
116	A	Delaware	49	51	204	N	Radford	66	69								
279	H	UNCW	72	71	340	N	Ark. -Pine Bluff	70	44								
149	A	William & Mary	67	66	199	A	Norfolk St.	76	86								
86	A	James Madison	45	69	227	A	Loyola Maryland	76	67								

Non-Div I Games:

Towson

Average RPI Win:	291	WON-LOST	WINNING	LAST 10	STRENGTH OF	OPP. STRENGTH	TEAM	ADJ.	CONF.	ADJ CONF.
Average RPI Loss:	143	RECORD	PCT. RANK	GAMES	SCHEDULE	OF SCHEDULE	RPI	RPI	RPI	RPI
DIV. I ONLY	7- 10	229	4- 6	288	208	240	240	23	23	
DIV. I NON-CONF.	3- 6	239	0- 4	217	132	203	203	24	24	

TOTALS	RPI 1-25	RPI 26-50	W-L RECORDS	RPI 51-100	RPI 101-999	RPI 201+				
7- 10	0- 1	0- 0	OVERALL	0- 1	7- 8	6- 1				
4- 1	0- 0	0- 0	HOME	0- 0	4- 1	3- 1				
3- 8	0- 1	0- 0	AWAY	0- 1	3- 6	3- 0				
0- 1	0- 0	0- 0	NEUTRAL	0- 0	0- 1	0- 0				
3- 6	0- 1	0- 0	NON-CONFERENCE	0- 0	3- 5	2- 0				
1- 0	0- 0	0- 0	HOME	0- 0	1- 0	0- 0				
2- 5	0- 1	0- 0	AWAY	0- 0	2- 4	2- 0				
0- 1	0- 0	0- 0	NEUTRAL	0- 0	0- 1	0- 0				
4- 4	0- 0	0- 0	CONFERENCE	0- 1	4- 3	4- 1				
3- 1	0- 0	0- 0	HOME	0- 0	3- 1	3- 1				
1- 3	0- 0	0- 0	AWAY	0- 1	1- 2	1- 0				
0- 0	0- 0	0- 0	NEUTRAL	0- 0	0- 0	0- 0				

RPI 1-25				RPI 26-50				RPI 51-100				RPI 101+ Team's RPI: 240			
RPI	S	Opponent	Score	RPI	S	Opponent	Score	RPI	S	Opponent	Score	RPI	S	Opponent	Score
9	A	Tennessee	69 131					90	A	South Ala.	68 79	101	A	Ole Miss	93 96
												108	A	Tulane	75 106
												120	H	Jacksonville	89 88
												122	A	Middle Tenn.	57 73
												166	A	Texas St.	75 83
												178	A	UT Arlington	57 76
												186	A	Samford	73 80
												186	N	Samford	76 82
												281	H	Coastal Caro.	92 97
												284	H	Appalachian St.	81 74
												313	H	Georgia St.	90 86
												317	A	Alabama St.	93 63
												330	H	Ga. Southern	88 47
												333	A	La. -Monroe	86 79
												343	A	Tennessee St.	95 66
LAST 12 Division I GAMES:															
333	A	La. -Monroe	86 79	313	H	Georgia St.	90 86								
281	H	Coastal Caro.	92 97	330	H	Ga. Southern	88 47								
284	H	Appalachian St.	81 74	186	N	Samford	76 82								
90	A	South Ala.	68 79	108	A	Tulane	75 106								
166	A	Texas St.	75 83	186	A	Samford	73 80								
178	A	UT Arlington	57 76	122	A	Middle Tenn.	57 73								

Non-Div I Games: Montevallo 130 50 Stillman 89 62

Troy

T
u
l
a
n
e

Tulane				Through Games Of Jan. 26, 2018							
Average RPI	Win:	177	WON-LOST	WINNING	LAST 10	STRENGTH OF	OPP. STRENGTH	TEAM	ADJ.	CONF.	ADJ CONF.
Average RPI	Loss:	76	RECORD	PCT. RANK	GAMES	SCHEDULE	OF SCHEDULE	RPI	RPI	RPI	RPI
DIV. I ONLY			11- 9	144	6- 4	83	78	108	108	8	8
DIV. I NON-CONF.			8- 5	111	4- 1	106	83	91	91	7	7

TOTALS		RPI 1-25		RPI 26-50		W-L RECORDS		RPI 51-100	RPI 101-999	RPI 201+	
11- 9		0- 1		0- 3		OVERALL		1- 2	10- 3	4- 0	
7- 3		0- 0		0- 2		HOME		0- 0	7- 1	2- 0	
3- 4		0- 0		0- 0		AWAY		1- 0	2- 0	1- 0	
1- 2		0- 0		0- 0		NEUTRAL		0- 1	1- 1	1- 0	
8- 5		0- 1		0- 1		NON-CONFERENCE		1- 1	7- 2	3- 0	
5- 1		0- 0		0- 1		HOME		0- 0	5- 0	1- 0	
2- 2		0- 1		0- 0		AWAY		1- 0	1- 1	1- 0	
1- 2		0- 0		0- 0		NEUTRAL		0- 1	1- 1	1- 0	
3- 4		0- 0		0- 2		CONFERENCE		0- 1	3- 1	1- 0	
2- 2		0- 0		0- 1		HOME		0- 0	2- 1	1- 0	
1- 2		0- 0		0- 1		AWAY		0- 1	1- 0	0- 0	
0- 0		0- 0		0- 0		NEUTRAL		0- 0	0- 0	0- 0	

RPI 1-25				RPI 26-50				RPI 51-100				RPI 101+ Team's RPI: 108			
RPI	S	Opponent	Score	RPI	S	Opponent	Score	RPI	S	Opponent	Score	RPI	S	Opponent	Score
16	A	NC State	55 79	29	A	South Fla.	46 75	52	A	UCF	51 59	122	H	Mi ddl e Tenn.	62 44
				43	H	LSU	50 73	57	N	Dayton	65 71	124	H	UTEP	67 56
				46	H	Houston	92 98	72	A	Maine	42 34	127	N	Iowa St.	64 67
												131	H	Vanderbi l t	71 59
												152	H	Wi chi ta St.	56 64
												154	A	Tul sa	72 63
												154	H	Tul sa	70 39
												159	A	Southern Mi ss.	58 66
												190	H	New Orleans	79 56
												229	N	San Diego St.	80 46
												240	H	Troy	106 75
												244	H	East Carol ina	64 58
												289	A	McNeese	70 66

LAST 12 Division I GAMES:															
244	H	East Carol ina	64 58	29	A	South Fla.	46 75	124	H	UTEP	67 56	240	H	Troy	106 75
154	H	Tul sa	70 39									122	H	Mi ddl e Tenn.	62 44
52	A	UCF	51 59					43	H	LSU	50 73				
152	H	Wi chi ta St.	56 64					190	H	New Orleans	79 56				
46	H	Houston	92 98												
154	A	Tul sa	72 63												

Non-Di v I Games:

Tulane

T
u
l
a
n
e

Average RPI Win:	212	WON-LOST	WINNING	LAST 10	STRENGTH OF	OPP. STRENGTH	TEAM	ADJ.	CONF.	ADJ CONF.
Average RPI Loss:	131	RECORD	PCT. RANK	GAMES	SCHEDULE	OF SCHEDULE	RPI	RPI	RPI	RPI
DIV. I ONLY	14- 3	23	8- 1	271	173	92	92	18	18	
DIV. I NON-CONF.	9- 2	34	4- 1	302	173	104	104	19	19	

TOTALS	RPI 1-25	RPI 26-50	W-L RECORDS	RPI 51-100	RPI 101-999	RPI 201+				
14- 3	0- 0	0- 0	OVERALL	2- 1	12- 2	8- 0				
7- 1	0- 0	0- 0	HOME	1- 0	6- 1	4- 0				
6- 1	0- 0	0- 0	AWAY	1- 0	5- 1	3- 0				
1- 1	0- 0	0- 0	NEUTRAL	0- 1	1- 0	1- 0				
9- 2	0- 0	0- 0	NON-CONFERENCE	1- 1	8- 1	5- 0				
5- 0	0- 0	0- 0	HOME	0- 0	5- 0	3- 0				
3- 1	0- 0	0- 0	AWAY	1- 0	2- 1	1- 0				
1- 1	0- 0	0- 0	NEUTRAL	0- 1	1- 0	1- 0				
5- 1	0- 0	0- 0	CONFERENCE	1- 0	4- 1	3- 0				
2- 1	0- 0	0- 0	HOME	1- 0	1- 1	1- 0				
3- 0	0- 0	0- 0	AWAY	0- 0	3- 0	2- 0				
0- 0	0- 0	0- 0	NEUTRAL	0- 0	0- 0	0- 0				

RPI 1-25				RPI 26-50				RPI 51-100				Team's RPI : 92				RPI 101+			
RPI	S	Opponent	Score	RPI	S	Opponent	Score	RPI	S	Opponent	Score	RPI	S	Opponent	Score	RPI	S	Opponent	Score

Non-Div I Games: Tuskegee 105 50 Miles 85 42

UAB

U
C
D
a
v
i
s

U
C
D
a
v
i
s

UC Davi s

UC Irvine					Through Games Of Jan. 26, 2018										
Average RPI	Win:	252	WON-LOST	WINNING	LAST 10	STRENGTH OF	OPP. STRENGTH	TEAM	ADJ.	CONF.	ADJ CONF.				
Average RPI	Loss:	126	RECORD	PCT. RANK	GAMES	SCHEDULE	OF SCHEDULE	RPI	RPI	RPI	RPI				
DIV. I ONLY		11- 8		126	6- 3	281	159	189	189	21	21				
DIV. I NON-CONF.		7- 6		165	4- 1	306	175	221	221	20	20				

TOTALS	RPI 1-25		RPI 26-50		W-L RECORDS	RPI 51-100		RPI 101-999		RPI 201+					
11- 8	0- 0		0- 0		OVERALL	0- 2		11- 6		11- 0					
5- 3	0- 0		0- 0		HOME	0- 1		5- 2		5- 0					
6- 3	0- 0		0- 0		AWAY	0- 1		6- 2		6- 0					
0- 2	0- 0		0- 0		NEUTRAL	0- 0		0- 2		0- 0					
7- 6	0- 0		0- 0		NON-CONFERENCE	0- 1		7- 5		7- 0					
3- 2	0- 0		0- 0		HOME	0- 0		3- 2		3- 0					
4- 2	0- 0		0- 0		AWAY	0- 1		4- 1		4- 0					
0- 2	0- 0		0- 0		NEUTRAL	0- 0		0- 2		0- 0					
4- 2	0- 0		0- 0		CONFERENCE	0- 1		4- 1		4- 0					
2- 1	0- 0		0- 0		HOME	0- 1		2- 0		2- 0					
2- 1	0- 0		0- 0		AWAY	0- 0		2- 1		2- 0					
0- 0	0- 0		0- 0		NEUTRAL	0- 0		0- 0		0- 0					

RPI 1-25				RPI 26-50				RPI 51-100				RPI 101+ Team's RPI: 189			
RPI	S	Opponent	Score	RPI	S	Opponent	Score	RPI	S	Opponent	Score	RPI	S	Opponent	Score
								55	H	UC Davis	67 76	115	A	UNLV	54 73
								66	A	New Mexico	61 83	136	H	Portland St.	72 82
												145	H	Idaho St.	72 78
												152	N	Wichita St.	53 76
												165	N	Illinois	59 65
												175	A	Cal Poly	76 79
												205	H	UC Santa Barbara	77 74
												206	H	Pepperdine	75 74
												210	A	Seattle U	84 79
												229	A	San Diego St.	67 65
												239	A	UC Riverside	81 71
												245	A	Hawaii	74 67
												245	H	Hawaii	70 66
												261	A	CSU Bakersfield	72 59
												302	H	Utah St.	87 84
												307	A	Southern Utah	71 64
												319	H	Portland	63 52

LAST 12 Division I GAMES:															
239 A UC Riverside 81 71				261 A CSU Bakersfield 72 59											
245 H Hawaii 70 66				210 A Seattle U 84 79											
175 A Cal Poly 76 79				136 H Portland St. 72 82											
205 H UC Santa Barbara 77 74				229 A San Diego St. 67 65											
245 A Hawaii 74 67				307 A Southern Utah 71 64											
55 H UC Davis 67 76				206 H Pepperdine 75 74											

Non-Div I Games: Chapman 92 57

Average RPI	Win:	235	WON-LOST	WINNING	LAST 10	STRENGTH OF	OPP. STRENGTH	TEAM	ADJ.	CONF.	ADJ CONF.
Average RPI	Loss:	118	RECORD	PCT. RANK	GAMES	SCHEDULE	OF SCHEDULE	RPI	RPI	RPI	RPI
DIV. I ONLY		6- 15		284	3- 7	116	121	239	239	21	21
DIV. I NON-CONF.		3- 11		289	1- 4	77	32	217	217	20	20

TOTALS	RPI 1-25		RPI 26-50		W-L RECORDS	RPI 51-100		RPI 101-999		RPI 201+	
6- 15	0- 2		0- 3		OVERALL	0- 2		6- 8		4- 3	
4- 5	0- 0		0- 1		HOME	0- 0		4- 4		4- 0	
1- 8	0- 2		0- 2		AWAY	0- 2		1- 2		0- 1	
1- 2	0- 0		0- 0		NEUTRAL	0- 0		1- 2		0- 2	
3- 11	0- 2		0- 3		NON-CONFERENCE	0- 1		3- 5		1- 2	
1- 3	0- 0		0- 1		HOME	0- 0		1- 2		1- 0	
1- 6	0- 2		0- 2		AWAY	0- 1		1- 1		0- 0	
1- 2	0- 0		0- 0		NEUTRAL	0- 0		1- 2		0- 2	
3- 4	0- 0		0- 0		CONFERENCE	0- 1		3- 3		3- 1	
3- 2	0- 0		0- 0		HOME	0- 0		3- 2		3- 0	
0- 2	0- 0		0- 0		AWAY	0- 1		0- 1		0- 1	
0- 0	0- 0		0- 0		NEUTRAL	0- 0		0- 0		0- 0	

RPI 1-25				RPI 26-50				RPI 51-100				RPI 101+ Team's RPI: 239			
RPI	S	Opponent	Score	RPI	S	Opponent	Score	RPI	S	Opponent	Score	RPI	S	Opponent	Score
8	A	UCLA	48 68	34	A	Arizona St.	48 73	55	A	UC Davis	63 74	115	N	UNLV	95 88
22	A	Stanford	43 53	44	A	Minnesota	75 101	81	A	South Dakota	66 75	124	H	UTEP	62 73
				47	H	Southern Cal i forni a	46 64					127	A	Iowa St.	66 89
												153	A	Fresno St.	68 56
												169	H	Loyola Marymount	59 67
												175	H	Cal Poly	82 87
												189	H	UC Irvine	71 81
												215	A	CSUN	55 60
												219	N	SMU	51 73
												245	H	Hawaii	79 57
												261	H	CSU Bakersfield	68 65
												268	N	Sacramento St.	72 99
												298	H	Cal St. Fullerton	63 50
												336	H	Long Beach St.	77 53
LAST 12 Division I GAMES:															
189	H	UC Irvine	71 81	175	H	Cal Poly	82 87								
215	A	CSUN	55 60	124	H	UTEP	62 73								
245	H	Hawaii	79 57	44	A	Minnesota	75 101								
298	H	Cal St. Fullerton	63 50	81	A	South Dakota	66 75								
55	A	UC Davis	63 74	127	A	Iowa St.	66 89								
336	H	Long Beach St.	77 53	261	H	CSU Bakersfield	68 65								

Non-Div I Games:

UC Riverside

Average RPI Win:	266	WON-LOST	WINNING	LAST 10	STRENGTH OF	OPP. STRENGTH	TEAM	ADJ.	CONF.	ADJ CONF.
Average RPI Loss:	131	RECORD	PCT. RANK	GAMES	SCHEDULE	OF SCHEDULE	RPI	RPI	RPI	RPI
DIV. I ONLY	7- 11	239	6- 4	142	248	205	205	21	21	
DIV. I NON-CONF.	3- 9	280	2- 4	104	217	231	231	20	20	

TOTALS	RPI 1-25	RPI 26-50	W-L RECORDS	RPI 51-100	RPI 101-999	RPI 201+				
7- 11	0- 1	0- 1	OVERALL	0- 3	7- 6	6- 2				
3- 4	0- 0	0- 0	HOME	0- 1	3- 3	2- 1				
4- 6	0- 1	0- 1	AWAY	0- 1	4- 3	4- 1				
0- 1	0- 0	0- 0	NEUTRAL	0- 1	0- 0	0- 0				
3- 9	0- 1	0- 1	NON-CONFERENCE	0- 2	3- 5	3- 2				
1- 3	0- 0	0- 0	HOME	0- 0	1- 3	1- 1				
2- 5	0- 1	0- 1	AWAY	0- 1	2- 2	2- 1				
0- 1	0- 0	0- 0	NEUTRAL	0- 1	0- 0	0- 0				
4- 2	0- 0	0- 0	CONFERENCE	0- 1	4- 1	3- 0				
2- 1	0- 0	0- 0	HOME	0- 1	2- 0	1- 0				
2- 1	0- 0	0- 0	AWAY	0- 0	2- 1	2- 0				
0- 0	0- 0	0- 0	NEUTRAL	0- 0	0- 0	0- 0				

RPI 1-25				RPI 26-50				RPI 51-100				RPI 101+				Team's RPI: 205
RPI	S	Opponent	Score	RPI	S	Opponent	Score	RPI	S	Opponent	Score	RPI	S	Opponent	Score	
8	A	UCLA	44 74	40	A	Oregon St.	49 74	55	H	UC Davis	61 68	153	H	Fresno St.	57 64	
								71	A	Saint Mary's (CA)	59 89	169	A	Loyola Marymount	61 67	
								92	N	UAB	54 67	175	H	Cal Poly	73 68	
												189	A	UC Irvine	74 77	
												196	H	San Diego	58 71	
												210	H	Seattle U	71 77	
												215	A	CSUN	74 73	
												229	H	San Diego St.	77 64	
												247	A	New Mexico St.	77 47	
												254	A	Santa Clara	63 68	
												326	A	Northern Ariz.	96 93	
												336	A	Long Beach St.	90 74	
												336	H	Long Beach St.	51 44	
LAST 12 Division I GAMES:																
336	A	Long Beach St.	90 74	247	A	New Mexico St.	77 47	229	H	San Diego St.	77 64	169	A	Loyola Marymount	61 67	
55	H	UC Davis	61 68	229	H	San Diego St.	77 64	40	A	Oregon St.	49 74	8	A	UCLA	44 74	
189	A	UC Irvine	74 77	169	A	Loyola Marymount	61 67	8	A	UCLA	44 74	153	H	Fresno St.	57 64	
215	A	CSUN	74 73	40	A	Oregon St.	49 74									
175	H	Cal Poly	73 68													
336	H	Long Beach St.	51 44	153	H	Fresno St.	57 64									

Non-Div I Games:

UC Santa Barbara

Average RPI Win:	163	WON-LOST	WINNING	LAST 10	STRENGTH OF	OPP. STRENGTH	TEAM	ADJ.	CONF.	ADJ CONF.
Average RPI Loss:	84	RECORD	PCT. RANK	GAMES	SCHEDULE	OF SCHEDULE	RPI	RPI	RPI	RPI
DIV. I ONLY	13- 7	87	7- 3	46	74	52	52	8	8	
DIV. I NON-CONF.	8- 5	111	4- 1	55	131	63	63	7	7	
<hr/>										
TOTALS	RPI 1-25	RPI 26-50	W-L RECORDS	RPI 51-100	RPI 101-999	RPI 201+				
13- 7	0- 1	0- 1	OVERALL	3- 3	10- 2	4- 0				
8- 2	0- 0	0- 0	HOME	1- 2	7- 0	2- 0				
5- 5	0- 1	0- 1	AWAY	2- 1	3- 2	2- 0				
0- 0	0- 0	0- 0	NEUTRAL	0- 0	0- 0	0- 0				
8- 5	0- 0	0- 0	NON-CONFERENCE	3- 3	5- 2	2- 0				
4- 2	0- 0	0- 0	HOME	1- 2	3- 0	1- 0				
4- 3	0- 0	0- 0	AWAY	2- 1	2- 2	1- 0				
0- 0	0- 0	0- 0	NEUTRAL	0- 0	0- 0	0- 0				
5- 2	0- 1	0- 1	CONFERENCE	0- 0	5- 0	2- 0				
4- 0	0- 0	0- 0	HOME	0- 0	4- 0	1- 0				
1- 2	0- 1	0- 1	AWAY	0- 0	1- 0	1- 0				
0- 0	0- 0	0- 0	NEUTRAL	0- 0	0- 0	0- 0				

RPI 1-25				RPI 26-50				RPI 51-100				Team's RPI : 52				RPI 101+			
RPI	S	Opponent	Score	RPI	S	Opponent	Score	RPI	S	Opponent	Score	RPI	S	Opponent	Score	RPI	S	Opponent	Score
1	A	UConn	44 80	29	A	South Fla.	45 62	55	A	UC Davis	62 55	108	H	Tulane	59 51				
								62	A	Virginia Tech	69 86	147	H	Davids on	62 54				
								69	H	IUPUI	63 59	152	H	Wichita St.	59 53				
								70	H	Mercer	64 73	155	H	UNI	53 43				
								83	H	Elon	57 71	158	A	Pacific	74 78				
								94	A	Chattanooga	58 57	174	H	Temple	76 46				
												186	A	Samford	51 58				
												187	A	Boston U.	47 32				
												207	A	Gardner-Webb	65 30				
												219	A	SMU	60 42				
												219	H	SMU	58 43				
												330	H	Ga. Southern	62 38				
LAST 12 Division I GAMES:																			
219	H	SMU	58 43	174	H	Temple	76 46	55	A	UC Davis	62 55	108	H	Tulane	59 51				
108	H	Tulane	59 51	147	H	Davids on	62 54	62	A	Virginia Tech	69 86	152	H	Wichita St.	59 53				
29	A	South Fla.	45 62	158	A	Pacific	74 78	69	H	IUPUI	63 59	155	H	UNI	53 43				
1	A	UConn	44 80	55	A	UC Davis	62 55	70	H	Mercer	64 73	158	A	Pacific	74 78				
152	H	Wichita St.	59 53	187	A	Boston U.	47 32	83	H	Elon	57 71	174	H	Temple	76 46				
219	A	SMU	60 42	330	H	Ga. Southern	62 38	94	A	Chattanooga	58 57	186	A	Samford	51 58				

Non-Div I Games:

UCF

U
C
L
A

UCLA				Through Games Of Jan. 26, 2018							
Average RPI	Win:	108	WON-LOST	WINNING	LAST 10	STRENGTH OF	OPP. STRENGTH	TEAM	ADJ.	CONF.	ADJ CONF.
Average RPI	Loss:	22	RECORD	PCT. RANK	GAMES	SCHEDULE	OF SCHEDULE	RPI	RPI	RPI	RPI
DIV. I ONLY		16- 4	28	8- 2	8	7	8	8	4	4	
DIV. I NON-CONF.		9- 2	34	2- 1	24	17	14	14	3	3	

TOTALS	RPI 1-25		RPI 26-50		W-L RECORDS	RPI 51-100		RPI 101-999		RPI 201+	
16- 4	4- 3		2- 0		OVERALL	4- 1		6- 0		4- 0	
8- 2	3- 2		1- 0		HOME	0- 0		4- 0		4- 0	
6- 2	1- 1		0- 0		AWAY	3- 1		2- 0		0- 0	
2- 0	0- 0		1- 0		NEUTRAL	1- 0		0- 0		0- 0	
9- 2	1- 1		1- 0		NON-CONFERENCE	3- 1		4- 0		4- 0	
5- 1	1- 1		0- 0		HOME	0- 0		4- 0		4- 0	
2- 1	0- 0		0- 0		AWAY	2- 1		0- 0		0- 0	
2- 0	0- 0		1- 0		NEUTRAL	1- 0		0- 0		0- 0	
7- 2	3- 2		1- 0		CONFERENCE	1- 0		2- 0		0- 0	
3- 1	2- 1		1- 0		HOME	0- 0		0- 0		0- 0	
4- 1	1- 1		0- 0		AWAY	1- 0		2- 0		0- 0	
0- 0	0- 0		0- 0		NEUTRAL	0- 0		0- 0		0- 0	

U
C
L
A

RPI 1-25				Team's RPI: 8				RPI 26-50				RPI 51-100				RPI 101+			
RPI	S	Opponent	Score	RPI	S	Opponent	Score	RPI	S	Opponent	Score	RPI	S	Opponent	Score				
1	H	UConn	60 78	40	H	Oregon St.	84 49	59	A	Oklahoma St.	72 87	135	A	Washington	86 69				
6	H	Oregon	61 70	50	N	Creighton	72 63	73	N	Kansas St.	64 55	138	A	Colorado	93 55				
10	H	Baylor	82 68					77	A	Fordham	67 30	205	H	UC Santa Barbara	74 44				
22	A	Stanford	65 76					78	A	Utah	81 74	239	H	UC Riverside	68 48				
22	H	Stanford	64 53					93	A	Seton Hall	77 68	258	H	San Jose St.	129 69				
24	A	Cal i forni a	82 46									259	H	Presbyter ian	76 40				
24	H	Cal i forni a	60 52																

Average RPI Win:	75	WON-LOST	WINNING	LAST 10	STRENGTH OF	OPP. STRENGTH	TEAM	ADJ.	CONF.	ADJ CONF.
Average RPI Loss:	0	RECORD	PCT. RANK	GAMES	SCHEDULE	OF SCHEDULE	RPI	RPI	RPI	RPI
DIV. I ONLY	19- 0	1	10- 0	3	1	1	1	8	8	
DIV. I NON-CONF.	11- 0	1	4- 0	1	1	1	1	7	7	

TOTALS	RPI 1-25	RPI 26-50	W-L RECORDS	RPI 51-100	RPI 101-999	RPI 201+				
19- 0	6- 0	5- 0	OVERALL	2- 0	6- 0	1- 0				
6- 0	3- 0	0- 0	HOME	1- 0	2- 0	0- 0				
9- 0	2- 0	3- 0	AWAY	0- 0	4- 0	1- 0				
4- 0	1- 0	2- 0	NEUTRAL	1- 0	0- 0	0- 0				
11- 0	6- 0	3- 0	NON-CONFERENCE	1- 0	1- 0	0- 0				
3- 0	3- 0	0- 0	HOME	0- 0	0- 0	0- 0				
4- 0	2- 0	1- 0	AWAY	0- 0	1- 0	0- 0				
4- 0	1- 0	2- 0	NEUTRAL	1- 0	0- 0	0- 0				
8- 0	0- 0	2- 0	CONFERENCE	1- 0	5- 0	1- 0				
3- 0	0- 0	0- 0	HOME	1- 0	2- 0	0- 0				
5- 0	0- 0	2- 0	AWAY	0- 0	3- 0	1- 0				
0- 0	0- 0	0- 0	NEUTRAL	0- 0	0- 0	0- 0				

RPI	S	Opponent	Score	RPI	S	Opponent	Score	RPI	S	Opponent	Score	RPI	S	Opponent	Score
2	H	Notre Dame	80 71	29	A	South Fla.	100 49	52	H	UCF	80 44	154	H	Tulsa	78 60
8	A	UCLA	78 60	30	A	DePaul	103 69	54	N	Duquesne	104 52	160	A	Memphis	93 36
11	A	Texas	75 71	36	N	Oklahoma	88 64					160	H	Memphis	97 49
22	N	Stanford	78 53	41	N	Michigan St.	96 62					162	A	Nevada	88 57
24	H	California	82 47	46	A	Houston	95 35					174	A	Temple	113 57
25	H	Maryland	97 72									244	A	East Carolina	96 35

LAST 12 Division I GAMES:															
160	A	Memphis	93 36	29	A	South Fla.	100 49	244	A	East Carolina	96 35	160	H	Memphis	97 49
174	A	Temple	113 57					54	N	Duquesne	104 52	36	N	Oklahoma	88 64
154	H	Tulsa	78 60					30	A	DePaul	103 69				
11	A	Texas	75 71												
46	A	Houston	95 35												
52	H	UCF	80 44												

Non-Div I Games:

UConn

U
M
B
C

UMBC

Average RPI Win: 349

Average RPI Loss: 175

WON-LOST RECORD

WINNING PCT. RANK

LAST 10 GAMES

STRENGTH OF SCHEDULE

OPP. STRENGTH OF SCHEDULE

TEAM RPI

ADJ. RPI

CONF. RPI

ADJ CONF. RPI

DIV. I ONLY

DIV. I NON-CONF.

1- 18

0- 12

344

337

1- 9

0- 5

168

200

301

301

329

338

329

338

20

23

20

23

TOTALS

RPI 1-25

RPI 26-50

W-L RECORDS

RPI 51-100

RPI 101-999

RPI 201+

1- 18

0- 0

0- 1

OVERALL

0- 5

1- 12

1- 8

1- 7

0- 0

0- 0

HOME

0- 3

1- 4

1- 3

0- 9

0- 0

0- 1

AWAY

0- 2

0- 6

0- 3

0- 2

0- 0

NEUTRAL

0- 0

0- 2

0- 2

0- 12

0- 0

0- 1

NON-CONFERENCE

0- 3

0- 8

0- 7

0- 4

0- 0

0- 0

HOME

0- 1

0- 3

0- 2

0- 6

0- 0

0- 1

AWAY

0- 2

0- 3

0- 3

0- 2

0- 0

NEUTRAL

0- 0

0- 2

0- 2

1- 6

0- 0

0- 0

CONFERENCE

0- 2

1- 4

1- 1

1- 3

0- 0

0- 0

HOME

0- 2

1- 1

1- 1

0- 3

0- 0

0- 0

AWAY

0- 0

0- 3

0- 0

0- 0

0- 0

NEUTRAL

0- 0

0- 0

0- 0

RPI 1-25

RPI 26-50

RPI 51-100

RPI 101+

Team's RPI: 329

RPI S Opponent Score

RPI S Opponent Score

RPI S Opponent Score

RPI S Opponent Score

45 A Princeton 40 77

60 H American 48 61

68 H Albany (NY) 75 78

72 H Maine 50 64

77 A Fordham 46 55

97 A George Mason 38 58

140 A Hartford 54 65

161 A New Hampshire 51 56

176 A Binghamton 51 81

200 H Denver 48 70

209 H Col umbi a 44 60

216 A Hofstra 55 71

236 N St. Bonaventure 54 63

250 H LIU Brooklyn 52 66

271 A Towson 64 95

275 N North Dakota St. 53 67

291 H Vermont 58 72

310 A UMES 43 66

349 H UMass Lowell 66 54

LAST 12 Division I GAMES:

176 A Binghamton 51 81

68 H Albany (NY) 75 78

140 A Hartford 54 65

349 H UMass Lowell 66 54

72 H Maine 50 64

291 H Vermont 58 72

161 A New Hampshire 51 56

45 A Princeton 40 77

310 A UMES 43 66

97 A George Mason 38 58

200 H Denver 48 70

209 H Col umbi a 44 60

Non-Div I Games:

Gettysburg

72 45

UMBC

Loss, Non-Conf, S Site, H Home A Away N Neutral

Page 305

U
M
B
C

UMES				Through Games Of Jan. 26, 2018							
Average RPI Win:		336	WON-LOST RECORD	WINNING PCT. RANK	LAST 10 GAMES	STRENGTH OF SCHEDULE	OPP. STRENGTH OF SCHEDULE	TEAM RPI	ADJ. RPI	CONF. RPI	ADJ CONF. RPI
Average RPI Loss:		173									
DIV. I ONLY		3- 13	308	3- 7	233	332	310	310	31	31	
DIV. I NON-CONF.		1- 8	313	1- 3	107	157	284	284	31	31	

TOTALS		RPI 1-25	RPI 26-50		W-L RECORDS		RPI 51-100	RPI 101-999	RPI 201+		
3- 13		0- 0	0- 2		OVERALL		0- 2	3- 9	3- 6		
2- 4		0- 0	0- 0		HOME		0- 0	2- 4	2- 3		
1- 8		0- 0	0- 2		AWAY		0- 2	1- 4	1- 3		
0- 1		0- 0	0- 0		NEUTRAL		0- 0	0- 1	0- 0		
1- 8		0- 0	0- 2		NON-CONFERENCE		0- 2	1- 4	1- 2		
1- 1		0- 0	0- 0		HOME		0- 0	1- 1	1- 1		
0- 6		0- 0	0- 2		AWAY		0- 2	0- 2	0- 1		
0- 1		0- 0	0- 0		NEUTRAL		0- 0	0- 1	0- 0		
2- 5		0- 0	0- 0		CONFERENCE		0- 0	2- 5	2- 4		
1- 3		0- 0	0- 0		HOME		0- 0	1- 3	1- 2		
1- 2		0- 0	0- 0		AWAY		0- 0	1- 2	1- 2		
0- 0		0- 0	0- 0		NEUTRAL		0- 0	0- 0	0- 0		

RPI 1-25				RPI 26-50				RPI 51-100				RPI 101+ Team's RPI: 310			
RPI	S	Opponent	Score	RPI	S	Opponent	Score	RPI	S	Opponent	Score	RPI	S	Opponent	Score
				27	A	Syracuse	45 68	62	A	Virginia Tech	52 90	109	A	Wake Forest	50 92
				28	A	Buffalo	41 76	97	A	George Mason	68 82	176	N	Binghamton	51 68
												192	H	Hampton	65 70
												202	H	Bethune-Cookman	48 55
												230	H	N. C. A&T	45 57
												244	A	East Carolina	54 64
												262	H	Mt. St. Mary's	63 66
												290	A	Morgan St.	50 63
												327	A	South Carolina St.	51 54
												329	H	UMBC	66 43
												334	H	N. C. Central	84 73
												344	A	Savannah St.	68 56

LAST 12 Division I GAMES:															
				334	H	N. C. Central	84 73	290	A	Morgan St.	50 63				
				230	H	N. C. A&T	45 57	244	A	East Carolina	54 64				
				327	A	South Carolina St.	51 54	329	H	UMBC	66 43				
				344	A	Savannah St.	68 56	262	H	Mt. St. Mary's	63 66				
				202	H	Bethune-Cookman	48 55	109	A	Wake Forest	50 92				
				192	H	Hampton	65 70	62	A	Virginia Tech	52 90				

Non-Div I Games: Wesley 97 30 Alas. Anchorage 59 69 Valley Forge 92 38

UMES

UMKC				Average RPI Win: 258		WON-LOST RECORD		WINNING PCT. RANK		LAST 10 GAMES		STRENGTH OF SCHEDULE		OPP. STRENGTH OF SCHEDULE		TEAM RPI		ADJ. RPI		CONF. RPI		ADJ CONF. RPI	
Average RPI Loss: 164																							
DIV. I ONLY				4- 13		299		4- 5		162		252		249		249		30		30			
DIV. I NON-CONF.				1- 11		331		1- 4		126		146		287		287		30		30			
TOTALS				RPI 1-25		RPI 26-50		W-L RECORDS		RPI 51-100		RPI 101-999		RPI 201+									
4- 13				0- 0		0- 0		OVERALL		0- 2		4- 11		3- 3									
0- 5				0- 0		0- 0		HOME		0- 1		0- 4		0- 2									
3- 8				0- 0		0- 0		AWAY		0- 1		3- 7		3- 1									
1- 0				0- 0		0- 0		NEUTRAL		0- 0		1- 0		0- 0									
1- 11				0- 0		0- 0		NON-CONFERENCE		0- 2		1- 9		0- 1									
0- 3				0- 0		0- 0		HOME		0- 1		0- 2		0- 0									
0- 8				0- 0		0- 0		AWAY		0- 1		0- 7		0- 1									
1- 0				0- 0		0- 0		NEUTRAL		0- 0		1- 0		0- 0									
3- 2				0- 0		0- 0		CONFERENCE		0- 0		3- 2		3- 2									
0- 2				0- 0		0- 0		HOME		0- 0		0- 2		0- 2									
3- 0				0- 0		0- 0		AWAY		0- 0		3- 0		3- 0									
0- 0				0- 0		0- 0		NEUTRAL		0- 0		0- 0		0- 0									

RPI 1-25				RPI 26-50				RPI 51-100				RPI 101+				Team's RPI: 249	
RPI	S	Opponent	Score	RPI	S	Opponent	Score	RPI	S	Opponent	Score	RPI	S	Opponent	Score		
								53	H	Northern Colo.	73 88	110	A	Western Ill.	71 90		
								56	A	Nebraska	60 80						
												125	A	Kansas	48 63		
												127	A	Iowa St.	45 61		
												152	A	Wichita St.	63 72		
												154	A	Tulsa	52 76		
												182	N	Stetson	67 50		
												185	H	Oral Roberts	73 76		
												200	H	Denver	68 77		
												201	A	Fla. Atlantic	55 65		
												210	H	Seattle U	58 62		
												257	A	Illinois St.	53 64		
												261	A	CSU Bakersfield	60 58		
												274	A	Grand Canyon	62 59		
												299	H	Utah Valley	59 66		
												316	A	UTRGV	54 52		
LAST 12 Division I GAMES:																	
274	A	Grand Canyon	62 59	182	N	Stetson	67 50	200	H	Denver	68 77						
261	A	CSU Bakersfield	60 58	53	H	Northern Colo.	73 88	152	A	Wichita St.	63 72						
210	H	Seattle U	58 62	185	H	Oral Roberts	73 76	125	A	Kansas	48 63						
299	H	Utah Valley	59 66														
316	A	UTRGV	54 52														
201	A	Fla. Atlantic	55 65														

Non-Div I Games: Lincoln (MO) 98 41 Harris-Stowe 114 59 Cent. Christian Bib. 90 10

UMKC

Loss, Non-Conf, S Site, H Home A Away N Neutral

Average RPI		Winn: 273	WON-LOST RECORD	WINNING PCT. RANK	LAST 10 GAMES	STRENGTH OF SCHEDULE	OPP. STRENGTH OF SCHEDULE	TEAM RPI	ADJ. RPI	CONF. RPI	ADJ CONF. RPI
Average RPI Loss: 247											
DIV. I ONLY		2- 17	334	0- 10		342	343	349	349	20	20
DIV. I NON-CONF.		2- 10	300	1- 4		348	347	348	348	23	23
TOTALS		RPI 1-25		RPI 26-50		W-L RECORDS		RPI 51-100		RPI 101-999	
2- 17		0- 0		0- 0		OVERALL		0- 1		2- 16	2- 13
1- 7		0- 0		0- 0		HOME		0- 1		1- 6	1- 4
1- 10		0- 0		0- 0		AWAY		0- 0		1- 10	1- 9
0- 0		0- 0		0- 0		NEUTRAL		0- 0		0- 0	0- 0
2- 10		0- 0		0- 0		NON-CONFERENCE		0- 0		2- 10	2- 10
1- 4		0- 0		0- 0		HOME		0- 0		1- 4	1- 4
1- 6		0- 0		0- 0		AWAY		0- 0		1- 6	1- 6
0- 0		0- 0		0- 0		NEUTRAL		0- 0		0- 0	0- 0
0- 7		0- 0		0- 0		CONFERENCE		0- 1		0- 6	0- 3
0- 3		0- 0		0- 0		HOME		0- 1		0- 2	0- 0
0- 4		0- 0		0- 0		AWAY		0- 0		0- 4	0- 3
0- 0		0- 0		0- 0		NEUTRAL		0- 0		0- 0	0- 0

RPI 1-25				RPI 26-50				RPI 51-100				RPI 101+				Team's RPI: 349	
RPI	S	Opponent	Score	RPI	S	Opponent	Score	RPI	S	Opponent	Score	RPI	S	Opponent	Score		
								68	H	Albany (NY)	52	61	140	H	Hartford	42	81
													161	A	New Hampshire	45	66
													176	H	Binghamton	46	76
													209	H	Columbia	77	70
													222	H	Holy Cross	56	84
													231	A	Texas Tech	65	93
													233	A	Stony Brook	50	59
													265	H	Cornell	53	71
													272	A	Fairfield	67	78
													277	A	Fairleigh Dickinson	51	60
													278	A	Colgate	64	84
													290	H	Morgan St.	59	65
													291	A	Vermont	55	63
													292	H	Massachusetts	63	73
													322	A	Rhode Island	64	81
													329	A	UMBC	54	66
													337	A	Saint Peter's	66	60
													348	A	Longwood	82	84
LAST 12 Division I GAMES:																	
				233	A	Stony Brook	50	59	291	A	Vermont	55	63				
				176	H	Binghamton	46	76	265	H	Cornell	53	71				
				68	H	Albany (NY)	52	61	290	H	Morgan St.	59	65				
				161	A	New Hampshire	45	66	292	H	Massachusetts	63	73				
				329	A	UMBC	54	66	277	A	Fairleigh Dickinson	51	60				
				140	H	Hartford	42	81	337	A	Saint Peter's	66	60				

Non-Div I Games:	Fisher	102	47
------------------	--------	-----	----

UMass Lowell I

■ Loss, ■ Non-Conf, S Site, H Home A Away N Neutral

Average RPI Win:	276	WON-LOST	WINNING	LAST 10	STRENGTH OF	OPP. STRENGTH	TEAM	ADJ.	CONF.	ADJ CONF.
Average RPI Loss:	157	RECORD	PCT. RANK	GAMES	SCHEDULE	OF SCHEDULE	RPI	RPI	RPI	RPI
DIV. I ONLY	8- 9	199	8- 2	301	272	246	246	29	29	
DIV. I NON-CONF.	2- 8	290	2- 2	291	158	317	317	29	29	

TOTALS	RPI 1-25	RPI 26-50	W-L RECORDS	RPI 51-100	RPI 101-999	RPI 201+				
8- 9	0- 1	0- 0	OVERALL	0- 1	8- 7	7- 2				
3- 5	0- 0	0- 0	HOME	0- 1	3- 4	2- 0				
5- 4	0- 1	0- 0	AWAY	0- 0	5- 3	5- 2				
0- 0	0- 0	0- 0	NEUTRAL	0- 0	0- 0	0- 0				
2- 8	0- 1	0- 0	NON-CONFERENCE	0- 1	2- 6	2- 2				
1- 4	0- 0	0- 0	HOME	0- 1	1- 3	1- 0				
1- 4	0- 1	0- 0	AWAY	0- 0	1- 3	1- 2				
0- 0	0- 0	0- 0	NEUTRAL	0- 0	0- 0	0- 0				
6- 1	0- 0	0- 0	CONFERENCE	0- 0	6- 1	5- 0				
2- 1	0- 0	0- 0	HOME	0- 0	2- 1	1- 0				
4- 0	0- 0	0- 0	AWAY	0- 0	4- 0	4- 0				
0- 0	0- 0	0- 0	NEUTRAL	0- 0	0- 0	0- 0				

RPI 1-25				RPI 26-50				RPI 51-100				RPI 101+				Team's RPI: 246
RPI	S	Opponent	Score	RPI	S	Opponent	Score	RPI	S	Opponent	Score	RPI	S	Opponent	Score	
16	A	NC State	55 87					70	H	Mercer	56 67	119	H	High Point	45 58	
												122	H	Middle Tenn.	57 72	
												144	H	Liberty	48 41	
												147	A	Davidson	50 58	
												168	H	Furman	63 71	
												171	H	Charlotte	47 51	
												204	A	Radford	67 56	
												248	A	Campbell	60 52	
												284	H	Appalachian St.	69 60	
												288	A	Wofford	68 70	
												304	A	USC Upstate	76 70	
												309	A	Western Caro.	52 62	
												332	A	Charleston So.	78 61	
												345	A	Winthrop	70 48	
												348	H	Longwood	82 52	

LAST 12 Division I GAMES:																
332	A	Charleston So.	78 61	248	A	Campbell	60 52	168	H	Furman	63 71					
345	A	Winthrop	70 48					284	H	Appalachian St.	69 60					
144	H	Liberty	48 41					304	A	USC Upstate	76 70					
348	H	Longwood	82 52					70	H	Mercer	56 67					
204	A	Radford	67 56					288	A	Wofford	68 70					
119	H	High Point	45 58													

Non-Div I Games: Warren Wilson 100 53

UNC Asheville

Average RPI Win:	260	WON-LOST	WINNING	LAST 10	STRENGTH OF	OPP. STRENGTH	TEAM	ADJ.	CONF.	ADJ CONF.
Average RPI Loss:	157	RECORD	PCT. RANK	GAMES	SCHEDULE	OF SCHEDULE	RPI	RPI	RPI	RPI
DIV. I ONLY	5- 12	281	3- 5	125	307	235	235	17	17	
DIV. I NON-CONF.	3- 8	268	1- 3	188	337	256	256	17	17	

TOTALS	RPI 1-25	RPI 26-50	W-L RECORDS	RPI 51-100	RPI 101-999	RPI 201+				
5- 12	0- 1	0- 1	OVERALL	0- 2	5- 8	4- 4				
3- 3	0- 0	0- 0	HOME	0- 0	3- 3	2- 2				
2- 9	0- 1	0- 1	AWAY	0- 2	2- 5	2- 2				
0- 0	0- 0	0- 0	NEUTRAL	0- 0	0- 0	0- 0				
3- 8	0- 1	0- 1	NON-CONFERENCE	0- 0	3- 6	3- 4				
1- 3	0- 0	0- 0	HOME	0- 0	1- 3	1- 2				
2- 5	0- 1	0- 1	AWAY	0- 0	2- 3	2- 2				
0- 0	0- 0	0- 0	NEUTRAL	0- 0	0- 0	0- 0				
2- 4	0- 0	0- 0	CONFERENCE	0- 2	2- 2	1- 0				
2- 0	0- 0	0- 0	HOME	0- 0	2- 0	1- 0				
0- 4	0- 0	0- 0	AWAY	0- 2	0- 2	0- 0				
0- 0	0- 0	0- 0	NEUTRAL	0- 0	0- 0	0- 0				

RPI 1-25				RPI 26-50				RPI 51-100				RPI 101+				Team's RPI: 235
RPI	S	Opponent	Score	RPI	S	Opponent	Score	RPI	S	Opponent	Score	RPI	S	Opponent	Score	
18	A	Duke	54 85	31	A	Virginia	50 68	70	A	Mercer	57 80	119	H	High Point	72 81	
								94	A	Chattanooga	42 49	132	A	ETSU	52 60	
												168	H	Furman	76 74	
												186	A	Samford	48 56	
												199	A	Norfolk St.	63 64	
												204	A	Radford	53 56	
												248	H	Campbell	61 72	
												259	A	Presbyterian	64 57	
												281	A	Coastal Caro.	60 54	
												287	A	Eastern Ky.	59 70	
												288	H	Wofford	66 51	
												301	H	Murray St.	52 63	
												306	H	VCU	74 61	

LAST 12 Division I GAMES:																
186	A	Samford	48 56	119	H	High Point	72 81	259	A	Presbyterian	64 57					
70	A	Mercer	57 80	199	A	Norfolk St.	63 64	301	H	Murray St.	52 63					
168	H	Furman	76 74	306	H	VCU	74 61	18	A	Duke	54 85					
288	H	Wofford	66 51	94	A	Chattanooga	42 49	31	A	Virginia	50 68					

Non-Div I Games: Greensboro 82 34 Tusculum 69 71 Lees-McRae 78 62 Southern Wesleyan 96 35
UNCG

Average RPI Win: 297
Average RPI Loss: 151

WON-LOST
RECORD

WINNING
PCT. RANK

LAST 10
GAMES

STRENGTH OF
SCHEDULE

OPP. STRENGTH
OF SCHEDULE

TEAM
RPI

ADJ.
RPI

CONF.
RPI

ADJ CONF.
RPI

DIV. I ONLY	5- 12	281	2- 8	201	250	279	279	10	10
DIV. I NON-CONF.	5- 4	146	3- 1	320	315	224	224	13	13
TOTALS	RPI 1-25	RPI 26-50	W-L RECORDS	RPI 51-100	RPI 101-999	RPI 201+			
5- 12	0- 0	0- 1	OVERALL	0- 3	5- 8	5- 3			
4- 5	0- 0	0- 0	HOME	0- 1	4- 4	4- 1			
1- 7	0- 0	0- 1	AWAY	0- 2	1- 4	1- 2			
0- 0	0- 0	0- 0	NEUTRAL	0- 0	0- 0	0- 0			
5- 4	0- 0	0- 0	NON-CONFERENCE	0- 1	5- 3	5- 1			
4- 0	0- 0	0- 0	HOME	0- 0	4- 0	4- 0			
1- 4	0- 0	0- 0	AWAY	0- 1	1- 3	1- 1			
0- 0	0- 0	0- 0	NEUTRAL	0- 0	0- 0	0- 0			
0- 8	0- 0	0- 1	CONFERENCE	0- 2	0- 5	0- 2			
0- 5	0- 0	0- 0	HOME	0- 1	0- 4	0- 1			
0- 3	0- 0	0- 1	AWAY	0- 1	0- 1	0- 1			
0- 0	0- 0	0- 0	NEUTRAL	0- 0	0- 0	0- 0			

RPI 1-25				RPI 26-50				RPI 51-100				RPI 101+				Team's RPI : 279	
RPI	S	Opponent	Score	RPI	S	Opponent	Score	RPI	S	Opponent	Score	RPI	S	Opponent	Score		
				42	A	Drexel	42 68	83	A	El on	67 75	116	H	Del aware	49 82		
								86	H	James Madi son	48 63	148	A	Pittsburgh	55 74		
								88	A	North Carolina	60 86	149	H	William & Mary	53 66		
												163	H	Northeastern	47 54		
												168	A	Furman	71 76		
												216	H	Hofstra	61 69		
												244	H	East Carol ina	66 62		
												271	A	Towson	71 72		
												281	A	Coastal Caro.	41 57		
												288	A	Wofford	65 60		
												306	H	VCU	83 67		
												313	H	Georgi a St.	74 62		
												334	H	N. C. Central	89 63		
LAST 12 Di vi si on I GAMES:																	
				86	H	James Madi son	48 63	149	H	William & Mary	53 66						
				116	H	Del aware	49 82	83	A	El on	67 75						
				42	A	Drexel	42 68	313	H	Georgi a St.	74 62						
				271	A	Towson	71 72	288	A	Wofford	65 60						
				216	H	Hofstra	61 69	148	A	Pi ttsburgh	55 74						
				163	H	Northeastern	47 54	334	H	N. C. Central	89 63						

Non-Div I Games: Catawba 74 59 UNC Pembroke 73 64

UNCW

Loss, Non-Conf, S Site, H Home A Away N Neutral

Average RPI	Win:	207	WON-LOST	WINNING	LAST 10	STRENGTH OF	OPP. STRENGTH	TEAM	ADJ.	CONF.	ADJ CONF.
Average RPI	Loss:	98	RECORD	PCT. RANK	GAMES	SCHEDULE	OF SCHEDULE	RPI	RPI	RPI	RPI
DIV. I ONLY		8- 10	208	6- 4	134	97	155	155	24	24	
DIV. I NON-CONF.		3- 7	254	1- 2	28	2	120	120	22	22	

TOTALS	RPI 1-25		RPI 26-50		W-L RECORDS		RPI 51-100		RPI 101-999		RPI 201+
8- 10	0- 1		1- 2		OVERALL		1- 2		6- 5		5- 1
5- 2	0- 1		0- 0		HOME		0- 1		5- 0		4- 0
2- 8	0- 0		0- 2		AWAY		1- 1		1- 5		1- 1
1- 0	0- 0		1- 0		NEUTRAL		0- 0		0- 0		0- 0
3- 7	0- 1		1- 2		NON-CONFERENCE		1- 2		1- 2		0- 1
1- 2	0- 1		0- 0		HOME		0- 1		1- 0		0- 0
1- 5	0- 0		0- 2		AWAY		1- 1		0- 2		0- 1
1- 0	0- 0		1- 0		NEUTRAL		0- 0		0- 0		0- 0
5- 3	0- 0		0- 0		CONFERENCE		0- 0		5- 3		5- 0
4- 0	0- 0		0- 0		HOME		0- 0		4- 0		4- 0
1- 3	0- 0		0- 0		AWAY		0- 0		1- 3		1- 0
0- 0	0- 0		0- 0		NEUTRAL		0- 0		0- 0		0- 0

RPI 1-25				RPI 26-50				RPI 51-100				RPI 101+ Team's RPI: 155			
RPI	S	Opponent	Score	RPI	S	Opponent	Score	RPI	S	Opponent	Score	RPI	S	Opponent	Score
23	H	Iowa	47 71	33	A	South Dakota St.	47 57	52	A	UCF	43 53	107	A	Drake	64 81
				48	N	Wyoming	55 40	69	H	IUPUI	48 54	127	H	Iowa St.	57 53
				50	A	Creighton	78 89	73	A	Kansas St.	72 71	128	A	Missouri St.	52 62
												129	A	North Dakota	72 80
												150	A	Southern Ill.	53 60
												226	A	Bradley	51 40
												238	A	Omaha	74 78
												267	H	Valparaiso	77 56
												269	H	Indiana St.	59 53
												300	H	Loyola Chicago	70 41
												346	H	Evansville	65 41

LAST 12 Division I GAMES:															
				226	A	Bradley	51 40	267	H	Valparaiso	77 56				
				107	A	Drake	64 81	300	H	Loyola Chicago	70 41				
				269	H	Indiana St.	59 53	73	A	Kansas St.	72 71				
				346	H	Evansville	65 41	23	H	Iowa	47 71				
				128	A	Missouri St.	52 62	238	A	Omaha	74 78				
				150	A	Southern Ill.	53 60	129	A	North Dakota	72 80				

Non-Div I Games: Wis.-Parkside 92 62

UNI

Average RPI Win:	199	WON-LOST	WINNING	LAST 10	STRENGTH OF	OPP. STRENGTH	TEAM	ADJ.	CONF.	ADJ CONF.
Average RPI Loss:	88	RECORD	PCT. RANK	GAMES	SCHEDULE	OF SCHEDULE	RPI	RPI	RPI	RPI
DIV. I ONLY	10- 8	135	5- 5	61	122	115	115	16	16	
DIV. I NON-CONF.	5- 6	187	1- 4	8	74	99	99	16	16	

TOTALS	RPI 1-25	RPI 26-50	W-L RECORDS	RPI 51-100	RPI 101-999	RPI 201+				
10- 8	0- 2	0- 3	OVERALL	2- 0	8- 3	5- 1				
7- 4	0- 1	0- 2	HOME	0- 0	7- 1	4- 0				
3- 2	0- 1	0- 0	AWAY	2- 0	1- 1	1- 0				
0- 2	0- 0	0- 1	NEUTRAL	0- 0	0- 1	0- 1				
5- 6	0- 2	0- 3	NON-CONFERENCE	1- 0	4- 1	2- 1				
4- 3	0- 1	0- 2	HOME	0- 0	4- 0	2- 0				
1- 1	0- 1	0- 0	AWAY	1- 0	0- 0	0- 0				
0- 2	0- 0	0- 1	NEUTRAL	0- 0	0- 1	0- 1				
5- 2	0- 0	0- 0	CONFERENCE	1- 0	4- 2	3- 0				
3- 1	0- 0	0- 0	HOME	0- 0	3- 1	2- 0				
2- 1	0- 0	0- 0	AWAY	1- 0	1- 1	1- 0				
0- 0	0- 0	0- 0	NEUTRAL	0- 0	0- 0	0- 0				

RPI 1-25				RPI 26-50				RPI 51-100				RPI 101+ Team's RPI: 115			
RPI	S	Opponent	Score	RPI	S	Opponent	Score	RPI	S	Opponent	Score	RPI	S	Opponent	Score
3	H	Mississippi St.	63 103	27	H	Syracuse	55 69	65	A	Gonzaga	52 50	136	H	Portland St.	88 80
22	A	Stanford	33 74	28	N	Buffalo	53 80	66	A	New Mexico	68 66	153	H	Fresno St.	72 74
				44	H	Minnesota	72 79					173	H	Colorado St.	56 52
												188	A	Boise St.	60 69
												189	H	UC Irvine	73 54
												216	H	Hofstra	68 52
												239	N	UC Riverside	88 95
												258	H	San Jose St.	79 60
												274	H	Grand Canyon	76 47
												302	A	Utah St.	63 54
												315	H	Air Force	69 57

LAST 12 Division I GAMES:															
				153	H	Fresno St.	72 74	188	A	Boise St.	60 69				
				173	H	Colorado St.	56 52	27	H	Syracuse	55 69				
				66	A	New Mexico	68 66	3	H	Mississippi St.	63 103				
				315	H	Air Force	69 57	22	A	Stanford	33 74				
				302	A	Utah St.	63 54	65	A	Gonzaga	52 50				
				258	H	San Jose St.	79 60	28	N	Buffalo	53 80				

Non-Div I Games:

UNLV

Average RPI Win:	333	WON-LOST	WINNING	LAST 10	STRENGTH OF	OPP. STRENGTH	TEAM	ADJ.	CONF.	ADJ CONF.
Average RPI Loss:	176	RECORD	PCT. RANK	GAMES	SCHEDULE	OF SCHEDULE	RPI	RPI	RPI	RPI
DIV. I ONLY	3- 14	309	3- 6	191	335	304	304	22	22	
DIV. I NON-CONF.	2- 10	300	2- 4	212	341	330	330	21	21	
<hr/>										
TOTALS	RPI 1-25	RPI 26-50	W-L RECORDS	RPI 51-100	RPI 101-999	RPI 201+				
3- 14	0- 0	0- 1	OVERALL	0- 2	3- 11	3- 7				
2- 6	0- 0	0- 0	HOME	0- 0	2- 6	2- 4				
1- 8	0- 0	0- 1	AWAY	0- 2	1- 5	1- 3				
0- 0	0- 0	0- 0	NEUTRAL	0- 0	0- 0	0- 0				
2- 10	0- 0	0- 0	NON-CONFERENCE	0- 2	2- 8	2- 6				
2- 4	0- 0	0- 0	HOME	0- 0	2- 4	2- 3				
0- 6	0- 0	0- 0	AWAY	0- 2	0- 4	0- 3				
0- 0	0- 0	0- 0	NEUTRAL	0- 0	0- 0	0- 0				
1- 4	0- 0	0- 1	CONFERENCE	0- 0	1- 3	1- 1				
0- 2	0- 0	0- 0	HOME	0- 0	0- 2	0- 1				
1- 2	0- 0	0- 1	AWAY	0- 0	1- 1	1- 0				
0- 0	0- 0	0- 0	NEUTRAL	0- 0	0- 0	0- 0				

RPI 1-25				RPI 26-50				RPI 51-100				RPI 101+				Team's RPI: 304
RPI	S	Opponent	Score	RPI	S	Opponent	Score	RPI	S	Opponent	Score	RPI	S	Opponent	Score	
				38	A	FGCU	60 93	59	A	Oklahoma St.	71 108	120	H	Jacksonville	45 71	
								62	A	Virginia Tech	56 87	149	A	William & Mary	63 83	
												168	H	Furman	59 80	
												182	A	Stetson	61 62	
												207	A	Gardner-Webb	39 60	
												238	H	Omaha	66 69	
												242	H	North Florida	61 65	
												244	A	East Carolina	53 66	
												246	H	UNC Asheville	70 76	
												248	A	Campbell	49 69	
												259	H	Presbyterian	69 83	
												327	H	South Carolina St.	63 44	
												334	H	N.C. Central	66 61	
												338	A	NJIT	95 57	
<hr/>																
LAST 12 Division I GAMES:																
				120	H	Jacksonville	45 71	59	A	Oklahoma St.	71 108					
				242	H	North Florida	61 65	246	H	UNC Asheville	70 76					
				38	A	FGCU	60 93	327	H	South Carolina St.	63 44					
				182	A	Stetson	61 62	149	A	William & Mary	63 83					
				338	A	NJIT	95 57	168	H	Furman	59 80					
				334	H	N.C. Central	66 61	207	A	Gardner-Webb	39 60					

Non-Div I Games: Brevard 109 39 Converse 71 51 Bob Jones 79 45

USC Upstate

Average RPI Win:	239	WON-LOST	WINNING	LAST 10	STRENGTH OF	OPP. STRENGTH	TEAM	ADJ.	CONF.	ADJ CONF.
Average RPI Loss:	114	RECORD	PCT. RANK	GAMES	SCHEDULE	OF SCHEDULE	RPI	RPI	RPI	RPI
DIV. I ONLY	11- 9	144	6- 4	250	137	178	178	23	23	
DIV. I NON-CONF.	6- 5	153	1- 2	209	41	147	147	24	24	

TOTALS	RPI 1-25	RPI 26-50	W-L RECORDS	RPI 51-100	RPI 101-999	RPI 201+				
11- 9	0- 0	0- 1	OVERALL	0- 5	11- 3	7- 1				
8- 2	0- 0	0- 1	HOME	0- 1	8- 0	4- 0				
3- 7	0- 0	0- 0	AWAY	0- 4	3- 3	3- 1				
0- 0	0- 0	0- 0	NEUTRAL	0- 0	0- 0	0- 0				
6- 5	0- 0	0- 1	NON-CONFERENCE	0- 4	6- 0	3- 0				
5- 1	0- 0	0- 1	HOME	0- 0	5- 0	2- 0				
1- 4	0- 0	0- 0	AWAY	0- 4	1- 0	1- 0				
0- 0	0- 0	0- 0	NEUTRAL	0- 0	0- 0	0- 0				
5- 4	0- 0	0- 0	CONFERENCE	0- 1	5- 3	4- 1				
3- 1	0- 0	0- 0	HOME	0- 1	3- 0	2- 0				
2- 3	0- 0	0- 0	AWAY	0- 0	2- 3	2- 1				
0- 0	0- 0	0- 0	NEUTRAL	0- 0	0- 0	0- 0				

RPI	S	Opponent	Score	RPI	S	Opponent	Score	RPI	S	Opponent	Score	RPI	S	Opponent	Score	Team's RPI: 178
46	H	Houston	58 62	61	A	Georgi a Tech	52 80	121	A	Little Rock	57 59	133	H	Loui si ana	63 61	
				73	A	Kansas St.	56 70	153	H	Fresno St.	67 54	156	H	San Franci sco	56 54	
				78	A	Utah	41 71	185	H	Oral Roberts	70 46	194	A	Arkansas St.	80 85	
				84	A	Arkansas	57 91	219	H	SMU	58 55	240	H	Troy	76 57	
				90	H	South Ala.	63 76	281	A	Coastal Caro.	76 89	284	A	Appal achian St.	64 60	
								297	H	Incarnate Word	61 48	312	A	UTSA	69 68	
								313	A	Georgi a St.	81 76	333	H	La. -Monroe	70 61	

LAST 12 Division I GAMES:																
313	A	Georgi a St.	81 76	240	H	Troy	76 57	284	A	Appal achian St.	64 60	281	A	Coastal Caro.	76 89	
333	H	La. -Monroe	70 61	284	A	Appal achian St.	64 60	281	A	Coastal Caro.	76 89	156	H	San Franci sco	56 54	
133	H	Loui si ana	63 61	281	A	Coastal Caro.	76 89	156	H	San Franci sco	56 54	84	A	Arkansas	57 91	
194	A	Arkansas St.	80 85	156	H	San Franci sco	56 54	61	A	Georgi a Tech	52 80					
121	A	Little Rock	57 59													
90	H	South Ala.	63 76													

Non-Div I Games:

UT Arlington

Average RPI Win:	283	WON-LOST	WINNING	LAST 10	STRENGTH OF	OPP. STRENGTH	TEAM	ADJ.	CONF.	ADJ CONF.
Average RPI Loss:	137	RECORD	PCT. RANK	GAMES	SCHEDULE	OF SCHEDULE	RPI	RPI	RPI	RPI
DIV. I ONLY	7- 12	244	5- 5	166	268	224	224	25	25	
DIV. I NON-CONF.	2- 8	290	0- 3	108	105	261	261	27	27	

TOTALS	RPI 1-25	RPI 26-50	W-L RECORDS	RPI 51-100	RPI 101-999	RPI 201+				
7- 12	0- 1	0- 1	OVERALL	0- 3	7- 7	6- 3				
4- 3	0- 0	0- 0	HOME	0- 1	4- 2	4- 1				
3- 7	0- 1	0- 1	AWAY	0- 1	3- 4	2- 1				
0- 2	0- 0	0- 0	NEUTRAL	0- 1	0- 1	0- 1				
2- 8	0- 1	0- 1	NON-CONFERENCE	0- 2	2- 4	2- 1				
2- 1	0- 0	0- 0	HOME	0- 0	2- 1	2- 0				
0- 5	0- 1	0- 1	AWAY	0- 1	0- 2	0- 0				
0- 2	0- 0	0- 0	NEUTRAL	0- 1	0- 1	0- 1				
5- 4	0- 0	0- 0	CONFERENCE	0- 1	5- 3	4- 2				
2- 2	0- 0	0- 0	HOME	0- 1	2- 1	2- 1				
3- 2	0- 0	0- 0	AWAY	0- 0	3- 2	2- 1				
0- 0	0- 0	0- 0	NEUTRAL	0- 0	0- 0	0- 0				

RPI 1-25				RPI 26-50				RPI 51-100				RPI 101+				Team's RPI: 224
RPI	S	Opponent	Score	RPI	S	Opponent	Score	RPI	S	Opponent	Score	RPI	S	Opponent	Score	
5	A	Louisville	56 91	49	A	Purdue	58 60	71	N	Saint Mary's (CA)	58 69	150	A	Southern Ill.	72 84	
								82	H	Belmont	63 65	151	A	SIUE	70 73	
								94	A	Chattanooga	82 87	172	A	Jacksonville St.	61 57	
												184	H	Northwestern	63 71	
												194	A	Arkansas St.	73 84	
												211	N	Eastern Wash.	58 61	
												225	H	Morehead St.	76 81	
												230	H	N.C. A&T	76 63	
												232	A	Austin Peay	62 69	
												287	H	Eastern Ky.	77 49	
												301	A	Murray St.	97 80	
												309	H	Western Caro.	62 54	
												339	A	Eastern Ill.	72 44	
												343	H	Tennessee St.	80 68	

LAST 12 Division I GAMES:																
172	A	Jacksonville St.	61 57	232	A	Austin Peay	62 69									
151	A	SIUE	70 73	82	H	Belmont	63 65									
339	A	Eastern Ill.	72 44	343	H	Tennessee St.	80 68									
225	H	Morehead St.	76 81	211	N	Eastern Wash.	58 61									
287	H	Eastern Ky.	77 49	49	A	Purdue	58 60									
301	A	Murray St.	97 80	71	N	Saint Mary's (CA)	58 69									

Non-Div I Games: Rhodes 90 49 Ala.-Huntsville 104 73

UT Martin

U
T
E
P

U
T
E
P

UTEP

Page 317

Average RPI Win: 295
Average RPI Loss: 209

WON-LOST
RECORD

WINNING
PCT. RANK

LAST 10
GAMES

STRENGTH OF
SCHEDULE

OPP. STRENGTH
OF SCHEDULE

TEAM
RPI

ADJ.
RPI

CONF.
RPI

ADJ CONF.
RPI

DIV. I ONLY	7- 10	229	2- 8	341	323	316	316	30	30
DIV. I NON-CONF.	7- 5	132	4- 3	334	302	250	250	30	30

TOTALS	RPI 1-25	RPI 26-50	W-L RECORDS	RPI 51-100	RPI 101-999	RPI 201+			
7- 10	0- 0	0- 1	OVERALL	0- 1	7- 8	7- 7			
6- 4	0- 0	0- 1	HOME	0- 0	6- 3	6- 3			
1- 6	0- 0	0- 0	AWAY	0- 1	1- 5	1- 4			
0- 0	0- 0	0- 0	NEUTRAL	0- 0	0- 0	0- 0			
7- 5	0- 0	0- 1	NON-CONFERENCE	0- 1	7- 3	7- 2			
6- 1	0- 0	0- 1	HOME	0- 0	6- 0	6- 0			
1- 4	0- 0	0- 0	AWAY	0- 1	1- 3	1- 2			
0- 0	0- 0	0- 0	NEUTRAL	0- 0	0- 0	0- 0			
0- 5	0- 0	0- 0	CONFERENCE	0- 0	0- 5	0- 5			
0- 3	0- 0	0- 0	HOME	0- 0	0- 3	0- 3			
0- 2	0- 0	0- 0	AWAY	0- 0	0- 2	0- 2			
0- 0	0- 0	0- 0	NEUTRAL	0- 0	0- 0	0- 0			

RPI 1-25	RPI 26-50	RPI 51-100	RPI 101+	Team's RPI: 316
RPI S Opponent Score	RPI S Opponent Score	RPI S Opponent Score	RPI S Opponent Score	
	47 H Southern California 64 71	59 A Oklahoma St. 38 80	193 A Wisconsin 54 82	
			210 A Seattle U 56 64	
			231 A Texas Tech 64 80	
			249 H UMKC 52 54	
			261 H CSU Bakersfield 64 67	
			266 A A&M-Corpus Christi 41 71	
			266 H A&M-Corpus Christi 56 53	
			274 H Grand Canyon 59 65	
			275 A North Dakota St. 82 79	
			292 H Massachusetts 67 59	
			293 H Canisius 63 46	
			295 H Prairie View 78 62	
			299 A Utah Valley 60 69	
			312 H UTSA 70 58	
			335 H Florida A&M 51 38	
LAST 12 Division I GAMES:				
210 A Seattle U 56 64	293 H Canisius 63 46			
299 A Utah Valley 60 69	231 A Texas Tech 64 80			
274 H Grand Canyon 59 65	193 A Wisconsin 54 82			
261 H CSU Bakersfield 64 67	275 A North Dakota St. 82 79			
249 H UMKC 52 54	312 H UTSA 70 58			
47 H Southern California 64 71	292 H Massachusetts 67 59			

Non-Div I Games: Texas Lutheran 78 43 Concordia (TX) 67 49 Trinity (TX) 62 57

UTRGV

Loss, Non-Conf, S Site, H Home A Away N Neutral

Average RPI Win:	335	WON-LOST	WINNING	LAST 10	STRENGTH OF	OPP. STRENGTH	TEAM	ADJ.	CONF.	ADJ CONF.
Average RPI Loss:	166	RECORD	PCT. RANK	GAMES	SCHEDULE	OF SCHEDULE	RPI	RPI	RPI	RPI
DIV. I ONLY	2- 15	324	1- 8	172	289	312	312	18	18	
DIV. I NON-CONF.	1- 9	318	0- 4	222	267	324	324	19	19	

TOTALS	RPI 1-25	RPI 26-50	W-L RECORDS	RPI 51-100	RPI 101-999	RPI 201+				
2- 15	0- 1	0- 1	OVERALL	0- 1	2- 12	2- 4				
1- 5	0- 0	0- 0	HOME	0- 0	1- 5	1- 0				
0- 10	0- 1	0- 1	AWAY	0- 1	0- 7	0- 4				
1- 0	0- 0	0- 0	NEUTRAL	0- 0	1- 0	1- 0				
1- 9	0- 1	0- 1	NON-CONFERENCE	0- 0	1- 7	1- 2				
0- 3	0- 0	0- 0	HOME	0- 0	0- 3	0- 0				
0- 6	0- 1	0- 1	AWAY	0- 0	0- 4	0- 2				
1- 0	0- 0	0- 0	NEUTRAL	0- 0	1- 0	1- 0				
1- 6	0- 0	0- 0	CONFERENCE	0- 1	1- 5	1- 2				
1- 2	0- 0	0- 0	HOME	0- 0	1- 2	1- 0				
0- 4	0- 0	0- 0	AWAY	0- 1	0- 3	0- 2				
0- 0	0- 0	0- 0	NEUTRAL	0- 0	0- 0	0- 0				

RPI 1-25				RPI 26-50				RPI 51-100				RPI 101+				Team's RPI: 312
RPI	S	Opponent	Score	RPI	S	Opponent	Score	RPI	S	Opponent	Score	RPI	S	Opponent	Score	
11	A	Texas	70 120	34	A	Arizona St.	42 74	51	A	Western Ky.	38 73	111	A	Rice	52 83	
												122	H	Middle Tenn.	47 62	
												129	H	North Dakota	47 60	
												146	H	Northern Ill.	55 69	
												166	A	Texas St.	38 91	
												178	H	UT Arlington	68 69	
												196	A	San Diego	69 78	
												201	H	Fla. Atlantic	65 99	
												203	A	Louisiana Tech	55 63	
												298	A	Cal St. Fullerton	46 55	
												316	A	UTRGV	58 70	
												323	A	Old Dominion	63 69	
												323	H	Old Dominion	64 56	
												347	N	Mississippi Val.	68 55	
LAST 12 Division I GAMES:																
201	H	Fla. Atlantic	65 99	203	A	Louisiana Tech	55 63									
323	A	Old Dominion	63 69	298	A	Cal St. Fullerton	46 55									
51	A	Western Ky.	38 73	196	A	San Diego	69 78									
323	H	Old Dominion	64 56	166	A	Texas St.	38 91									
122	H	Middle Tenn.	47 62	316	A	UTRGV	58 70									
111	A	Rice	52 83	347	N	Mississippi Val.	68 55									

Non-Div I Games: Sul Ross St. 97 47 Tex. A&M-Commerce 60 69

UTSA

Average RPI Win: 171

Average RPI Loss: 55

WON-LOST
RECORDWINNING
PCT. RANKLAST 10
GAMESSTRENGTH OF
SCHEDULEOPP. STRENGTH
OF SCHEDULETEAM
RPIADJ.
RPICONF.
RPIADJ CONF.
RPIDIV. I ONLY
DIV. I NON-CONF.14- 6
9- 267
346- 4
2- 1102
13562
15678
4178
414
34
3

TOTALS

RPI 1-25

RPI 26-50

W-L RECORDS

RPI 51-100

RPI 101-999

RPI 201+

14- 6

0- 1

2- 3

OVERALL

2- 1

10- 1

5- 0

8- 4

0- 1

1- 3

HOME

1- 0

6- 0

3- 0

6- 2

0- 0

1- 0

AWAY

1- 1

4- 1

2- 0

0- 0

0- 0

0- 0

NEUTRAL

0- 0

0- 0

0- 0

9- 2

0- 0

1- 0

NON-CONFERENCE

1- 1

7- 1

3- 0

7- 0

0- 0

1- 0

HOME

1- 0

5- 0

2- 0

2- 2

0- 0

0- 0

AWAY

0- 1

2- 1

1- 0

0- 0

0- 0

0- 0

NEUTRAL

0- 0

0- 0

0- 0

5- 4

0- 1

1- 3

CONFERENCE

1- 0

3- 0

2- 0

1- 4

0- 1

0- 3

HOME

0- 0

1- 0

1- 0

4- 0

0- 0

1- 0

AWAY

1- 0

2- 0

1- 0

0- 0

0- 0

0- 0

NEUTRAL

0- 0

0- 0

0- 0

RPI 1-25

RPI 26-50

RPI 51-100

Team's RPI: 78

RPI 101+

RPI S Opponent

Score

RPI S Opponent

Score

RPI S Opponent

Score

RPI S Opponent

Score

8 H UCLA

74 81

34 A Arizona St.

58 56

34 H Arizona St.

81 83

40 H Oregon St.

58 69

47 H Southern California

47 58

49 H Purdue

81 68

71 H Saint Mary's (CA)

74 63

76 A Washington St.

81 79

85 A Alabama

60 65

114 A BYU

68 77

135 A Washington

74 65

142 A Weber St.

85 58

162 H Nevada

87 61

178 H UT Arlington

71 41

185 H Oral Roberts

71 50

206 H Pepperdine

89 65

280 A Arizona

80 56

280 H Arizona

89 55

297 H Incarnate Word

90 31

302 A Utah St.

79 44

LAST 12 Division I GAMES:

40 H Oregon St.

58 69

280 A Arizona

80 56

34 A Arizona St.

58 56

47 H Southern California

47 58

8 H UCLA

74 81

76 A Washington St.

81 79

135 A Washington

74 65

34 H Arizona St.

81 83

280 H Arizona

89 55

185 H Oral Roberts

71 50

302 A Utah St.

79 44

114 A BYU

68 77

Non-Div I Games:

Utah

Loss, Non-Conf, S Site, H Home A Away N Neutral

Average RPI Win: 168

Average RPI Loss: 188

WON-LOST
RECORDWINNING
PCT. RANKLAST 10
GAMESSTRENGTH OF
SCHEDULEOPP. STRENGTH
OF SCHEDULETEAM
RPIADJ.
RPICONF.
RPIADJ CONF.
RPIDIV. I ONLY
DIV. I NON-CONF.3- 16
1- 9315
3182- 8
0- 3213
199211
318302
310302
31016
1616
16

TOTALS

RPI 1-25

RPI 26-50

W-L RECORDS

RPI 51-100

RPI 101-999

RPI 201+

3- 16

0- 0

0- 2

OVERALL

0- 1

3- 13

1- 6

2- 5

0- 0

0- 0

HOME

0- 1

2- 4

1- 1

1- 9

0- 0

0- 1

AWAY

0- 0

1- 8

0- 4

0- 2

0- 0

0- 1

NEUTRAL

0- 0

0- 1

0- 1

1- 9

0- 0

0- 1

NON-CONFERENCE

0- 1

1- 7

0- 4

0- 3

0- 0

0- 0

HOME

0- 1

0- 2

0- 1

1- 4

0- 0

0- 0

AWAY

0- 0

1- 4

0- 2

0- 2

0- 0

0- 1

NEUTRAL

0- 0

0- 1

0- 1

2- 7

0- 0

0- 1

CONFERENCE

0- 0

2- 6

1- 2

2- 2

0- 0

0- 0

HOME

0- 0

2- 2

1- 0

0- 5

0- 0

0- 1

AWAY

0- 0

0- 4

0- 2

0- 0

0- 0

0- 0

NEUTRAL

0- 0

0- 0

0- 0

RPI 1-25

RPI 26-50

RPI 51-100

RPI 101+

Team's RPI: 302

RPI S Opponent Score

RPI S Opponent Score

RPI S Opponent Score

RPI S Opponent Score

40 N Oregon St. 55 94
48 A Wyoming 44 61

78 H Utah 44 79

114 A BYU 76 69
115 H UNLV 54 63
145 A Idaho St. 44 64
153 A Fresno St. 56 57
162 H Nevada 79 57
173 A Colorado St. 45 56
188 H Boise St. 42 64
189 A UC Irvine 84 87
200 H Denver 72 74
217 N Montana St. 52 64
229 H San Diego St. 62 58
258 A San Jose St. 66 79
280 H Arizona 49 65
299 A Utah Valley 43 61
307 A Southern Utah 67 70
315 A Air Force 50 57

LAST 12 Division I GAMES:

315 A Air Force 50 57 153 A Fresno St. 56 57
48 A Wyoming 44 61 229 H San Diego St. 62 58
188 H Boise St. 42 64 258 A San Jose St. 66 79
162 H Nevada 79 57 78 H Utah 44 79
173 A Colorado St. 45 56 200 H Denver 72 74
115 H UNLV 54 63 299 A Utah Valley 43 61

Non-Div I Games:

Dixie St.

92 72

Utah St.

Average RPI Win:	286	WON-LOST	WINNING	LAST 10	STRENGTH OF	OPP. STRENGTH	TEAM	ADJ.	CONF.	ADJ CONF.
Average RPI Loss:	198	RECORD	PCT. RANK	GAMES	SCHEDULE	OF SCHEDULE	RPI	RPI	RPI	RPI
DIV. I ONLY	7- 11	239	4- 5	340	299	299	299	30	30	
DIV. I NON-CONF.	4- 9	249	3- 3	319	281	329	329	30	30	

TOTALS	RPI 1-25	RPI 26-50	W-L RECORDS	RPI 51-100	RPI 101-999	RPI 201+				
7- 11	0- 0	0- 1	OVERALL	0- 0	7- 10	6- 6				
5- 3	0- 0	0- 0	HOME	0- 0	5- 3	4- 2				
2- 8	0- 0	0- 0	AWAY	0- 0	2- 1	2- 1				
0- 0	0- 0	0- 0	NEUTRAL	0- 0	0- 0	0- 0				
4- 9	0- 0	0- 1	NON-CONFERENCE	0- 0	4- 8	3- 4				
4- 2	0- 0	0- 0	HOME	0- 0	4- 2	3- 1				
0- 7	0- 0	0- 1	AWAY	0- 0	0- 6	0- 3				
0- 0	0- 0	0- 0	NEUTRAL	0- 0	0- 0	0- 0				
3- 2	0- 0	0- 0	CONFERENCE	0- 0	3- 2	3- 2				
1- 1	0- 0	0- 0	HOME	0- 0	1- 1	1- 1				
2- 1	0- 0	0- 0	AWAY	0- 0	2- 1	2- 1				
0- 0	0- 0	0- 0	NEUTRAL	0- 0	0- 0	0- 0				

RPI 1-25				RPI 26-50				RPI 51-100				RPI 101+ Team's RPI: 299			
RPI	S	Opponent	Score	RPI	S	Opponent	Score	RPI	S	Opponent	Score	RPI	S	Opponent	Score
				40	A	Oregon St.	41 98					114	A	BYU	54 75
												142	A	Weber St.	57 75
												145	H	Idaho St.	58 70
												175	H	Cal Poly	89 70
												200	A	Denver	53 72
												206	A	Pepperdine	44 71
												211	A	Eastern Wash.	41 61
												247	H	New Mexico St.	72 82
												249	A	UMKC	66 59
												261	A	CSU Bakersfield	58 63
												298	H	Cal St. Fullerton	36 73
												302	H	Utah St.	61 43
												307	H	Southern Utah	69 61
												315	H	Air Force	59 56
												316	H	UTRGV	69 60
												319	A	Portland	64 71
												341	A	Chicago St.	68 30
LAST 12 Division I GAMES:															
247	H	New Mexico St.	72 82	298	H	Cal St. Fullerton	36 73								
316	H	UTRGV	69 60	175	H	Cal Poly	89 70								
341	A	Chicago St.	68 30	145	H	Idaho St.	58 70								
249	A	UMKC	66 59	302	H	Utah St.	61 43								
261	A	CSU Bakersfield	58 63	315	H	Air Force	59 56								
200	A	Denver	53 72	206	A	Pepperdine	44 71								

Non-Div I Games: Dixie St. 72 63 Antelope Valley 78 54

Utah Valley

Average RPI Win:	322	WON-LOST	WINNING	LAST 10	STRENGTH OF	OPP. STRENGTH	TEAM	ADJ.	CONF.	ADJ CONF.
Average RPI Loss:	165	RECORD	PCT. RANK	GAMES	SCHEDULE	OF SCHEDULE	RPI	RPI	RPI	RPI
DIV. I ONLY	4- 15	303	2- 8	267	251	306	306	13	13	
DIV. I NON-CONF.	3- 9	280	2- 3	288	316	322	322	10	10	

TOTALS	RPI 1-25	RPI 26-50	W-L RECORDS	RPI 51-100	RPI 101-999	RPI 201+				
4- 15	0- 0	0- 1	OVERALL	0- 4	4- 10	4- 6				
2- 5	0- 0	0- 0	HOME	0- 3	2- 2	2- 0				
1- 8	0- 0	0- 0	AWAY	0- 0	1- 0	1- 0				
1- 2	0- 0	0- 0	NEUTRAL	0- 1	1- 1	1- 0				
3- 9	0- 0	0- 1	NON-CONFERENCE	0- 1	3- 7	3- 4				
2- 2	0- 0	0- 0	HOME	0- 0	2- 2	2- 0				
0- 5	0- 0	0- 1	AWAY	0- 0	0- 4	0- 4				
1- 2	0- 0	0- 0	NEUTRAL	0- 1	1- 1	1- 0				
1- 6	0- 0	0- 0	CONFERENCE	0- 3	1- 3	1- 2				
0- 3	0- 0	0- 0	HOME	0- 3	0- 0	0- 0				
1- 3	0- 0	0- 0	AWAY	0- 0	1- 3	1- 2				
0- 0	0- 0	0- 0	NEUTRAL	0- 0	0- 0	0- 0				

RPI 1-25				RPI 26-50				RPI 51-100				RPI 101+				Team's RPI: 306	
RPI	S	Opponent	Score	RPI	S	Opponent	Score	RPI	S	Opponent	Score	RPI	S	Opponent	Score		
				44	A	Minnesota	63 108										
								54	H	Duquesne	51 70	104	N	Penn	52 82		
								70	N	Mercer	54 70	129	H	Georgetown	59 71		
								77	H	Fordham	54 64	167	A	Saint Joseph's	41 79		
								99	H	George Washington	39 61	199	H	Norfolk St.	52 66		
												204	A	Radford	62 79		
												212	A	La Salle	57 62		
												235	A	UNCG	61 74		
												279	A	UNCW	67 83		
												292	A	Massachusetts	75 79		
												305	H	Coppin St.	62 47		
												313	A	Georgia St.	56 61		
												322	A	Rhode Island	61 49		
												323	H	Old Dominion	68 39		
												336	N	Long Beach St.	69 59		
LAST 12 Division I GAMES:																	
				212	A	La Salle	57 62					167	A	Saint Joseph's	41 79		
				292	A	Massachusetts	75 79					336	N	Long Beach St.	69 59		
				77	H	Fordham	54 64					104	N	Penn	52 82		
				322	A	Rhode Island	61 49					129	H	Georgetown	59 71		
				54	H	Duquesne	51 70					305	H	Coppin St.	62 47		
				99	H	George Washi ngton	39 61					204	A	Radford	62 79		

Non-Div I Games:

VCU

Average RPI Win:	314	WON-LOST	WINNING	LAST 10	STRENGTH OF	OPP. STRENGTH	TEAM	ADJ.	CONF.	ADJ CONF.
Average RPI Loss:	134	RECORD	PCT. RANK	GAMES	SCHEDULE	OF SCHEDULE	RPI	RPI	RPI	RPI
DIV. I ONLY	8- 9	199	5- 5	343	214	267	267	24	24	
DIV. I NON-CONF.	5- 4	146	3- 0	342	227	244	244	22	22	

TOTALS	RPI 1-25	RPI 26-50	W-L RECORDS	RPI 51-100	RPI 101-999	RPI 201+				
8- 9	0- 0	0- 1	OVERALL	0- 0	8- 8	8- 1				
6- 1	0- 0	0- 0	HOME	0- 0	6- 1	6- 1				
2- 8	0- 0	0- 0	AWAY	0- 0	2- 0	2- 0				
0- 0	0- 0	0- 0	NEUTRAL	0- 0	0- 0	0- 0				
5- 4	0- 0	0- 1	NON-CONFERENCE	0- 0	5- 3	5- 0				
3- 0	0- 0	0- 0	HOME	0- 0	3- 0	3- 0				
2- 4	0- 0	0- 1	AWAY	0- 0	2- 3	2- 0				
0- 0	0- 0	0- 0	NEUTRAL	0- 0	0- 0	0- 0				
3- 5	0- 0	0- 0	CONFERENCE	0- 0	3- 5	3- 1				
3- 1	0- 0	0- 0	HOME	0- 0	3- 1	3- 1				
0- 4	0- 0	0- 0	AWAY	0- 0	0- 4	0- 0				
0- 0	0- 0	0- 0	NEUTRAL	0- 0	0- 0	0- 0				

RPI 1-25				RPI 26-50				RPI 51-100				RPI 101+ Team's RPI: 267			
RPI	S	Opponent	Score	RPI	S	Opponent	Score	RPI	S	Opponent	Score	RPI	S	Opponent	Score
				49	A	Purdue	49 95					107	A	Drake	50 86
												117	A	Miami (OH)	68 77
												126	A	Bowling Green	77 90
												128	A	Missouri St.	60 83
												144	A	Liberty	40 61
												150	A	Southern Ill.	63 74
												155	A	UNI	56 77
												226	H	Bradley	69 88
												257	H	Illinois St.	56 50
												274	H	Grand Canyon	80 75
												300	H	Loyola Chicago	76 60
												308	H	Fort Wayne	68 50
												339	A	Eastern Ill.	76 67
												341	H	Chicago St.	71 60
												346	H	Evansville	101 59
												348	A	Longwood	81 68

LAST 12 Division I GAMES:															
346	H	Evansville	101 59	155	A	UNI	56 77	346	H	Evansville	101 59	155	A	UNI	56 77
150	A	Southern Ill.	63 74	107	A	Drake	50 86	107	A	Drake	50 86	107	A	Drake	50 86
128	A	Missouri St.	60 83	308	H	Fort Wayne	68 50	308	H	Fort Wayne	68 50	308	H	Fort Wayne	68 50
300	H	Loyola Chicago	76 60	339	A	Eastern Ill.	76 67	339	A	Eastern Ill.	76 67	339	A	Eastern Ill.	76 67
226	H	Bradley	69 88	341	H	Chicago St.	71 60	341	H	Chicago St.	71 60	341	H	Chicago St.	71 60
257	H	Illinois St.	56 50	49	A	Purdue	49 95	49	A	Purdue	49 95	49	A	Purdue	49 95

Non-Div I Games: Ind.-Northwest 99 59 Ind.-Kokomo 81 47

Valparaiso

Loss, Non-Conf, S Site, H Home A Away N Neutral

Average RPI	Win: 140	WON-LOST RECORD	WINNING PCT. RANK	LAST 10 GAMES	STRENGTH OF SCHEDULE	OPP. STRENGTH OF SCHEDULE	TEAM RPI	ADJ. RPI	CONF. RPI	ADJ CONF. RPI
Average RPI	Loss: 60									
DIV. I ONLY	5- 16	298	2- 8	7	20	131	131	2	2	
DIV. I NON-CONF.	4- 10	267	1- 4	27	19	151	151	2	2	

TOTALS	RPI 1-25	RPI 26-50	W-L RECORDS	RPI 51-100	RPI 101-999	RPI 201+				
5- 16	0- 6	0- 4	OVERALL	1- 2	4- 4	1- 0				
3- 8	0- 4	0- 1	HOME	0- 1	3- 2	1- 0				
2- 6	0- 2	0- 2	AWAY	1- 1	1- 1	0- 0				
0- 2	0- 0	0- 1	NEUTRAL	0- 0	0- 1	0- 0				
4- 10	0- 2	0- 3	NON-CONFERENCE	1- 1	3- 4	1- 0				
2- 5	0- 1	0- 1	HOME	0- 1	2- 2	1- 0				
2- 3	0- 1	0- 1	AWAY	1- 0	1- 1	0- 0				
0- 2	0- 0	0- 1	NEUTRAL	0- 0	0- 1	0- 0				
1- 6	0- 4	0- 1	CONFERENCE	0- 1	1- 0	0- 0				
1- 3	0- 3	0- 0	HOME	0- 0	1- 0	0- 0				
0- 3	0- 1	0- 1	AWAY	0- 1	0- 0	0- 0				
0- 0	0- 0	0- 0	NEUTRAL	0- 0	0- 0	0- 0				

RPI	S	Opponent	Score	RPI	S	Opponent	Score	RPI	S	Opponent	Score	RPI	S	Opponent	Score	Team's RPI: 131
5	A	Louisville	57 79	27	N	Syracuse	78 84	82	H	Belmont	74 111	103	H	Kentucky	70 55	
9	A	Tennessee	73 86	32	H	Ball St.	79 88	85	A	Alabama	75 77	108	A	Tulane	59 71	
12	H	Missouri	70 81	37	A	Central Mich.	75 92	99	A	George Washington	69 59	118	A	Saint Louis	74 69	
15	H	Georgia	52 81	43	A	LSU	65 85					122	H	Middle Tenn.	54 65	
16	H	NC State	72 83									127	H	Iowa St.	77 74	
20	H	South Carolina	82 95									160	H	Memphis	60 71	
												193	N	Wisconsin	71 73	
												253	H	Lipscomb	92 82	

LAST 12 Division I GAMES:																
85	A	Alabama	75 77	43	A	LSU	65 85	253	H	Lipscomb	92 82	82	H	Belmont	74 111	
20	H	South Carolina	82 95					16	H	NC State	72 83					
103	H	Kentucky	70 55					160	H	Memphis	60 71					
12	H	Missouri	70 81					5	A	Louisville	57 79					
9	A	Tennessee	73 86													
15	H	Georgia	52 81													

Non-Div I Games:

Vanderbilt

Average RPI Win:	275	WON-LOST	WINNING	LAST 10	STRENGTH OF	OPP. STRENGTH	TEAM	ADJ.	CONF.	ADJ CONF.
Average RPI Loss:	154	RECORD	PCT. RANK	GAMES	SCHEDULE	OF SCHEDULE	RPI	RPI	RPI	RPI
DIV. I ONLY	5- 14	291	4- 6	236	187	291	291	20	20	
DIV. I NON-CONF.	2- 10	300	1- 4	261	120	333	333	23	23	

TOTALS	RPI 1-25	RPI 26-50	W-L RECORDS	RPI 51-100	RPI 101-999	RPI 201+				
5- 14	0- 0	0- 0	OVERALL	0- 6	5- 8	4- 5				
4- 6	0- 0	0- 0	HOME	0- 2	4- 4	3- 1				
1- 8	0- 0	0- 0	AWAY	0- 0	1- 0	1- 0				
0- 0	0- 0	0- 0	NEUTRAL	0- 0	0- 0	0- 0				
2- 10	0- 0	0- 0	NON-CONFERENCE	0- 4	2- 6	2- 4				
2- 5	0- 0	0- 0	HOME	0- 2	2- 3	2- 1				
0- 5	0- 0	0- 0	AWAY	0- 2	0- 3	0- 3				
0- 0	0- 0	0- 0	NEUTRAL	0- 0	0- 0	0- 0				
3- 4	0- 0	0- 0	CONFERENCE	0- 2	3- 2	2- 1				
2- 1	0- 0	0- 0	HOME	0- 0	2- 1	1- 0				
1- 3	0- 0	0- 0	AWAY	0- 2	1- 1	1- 1				
0- 0	0- 0	0- 0	NEUTRAL	0- 0	0- 0	0- 0				

RPI 1-25				RPI 26-50				RPI 51-100				RPI 101+ Team's RPI: 291			
RPI	S	Opponent	Score	RPI	S	Opponent	Score	RPI	S	Opponent	Score	RPI	S	Opponent	Score
								60	H	American	62 64	140	H	Hartford	53 47
								67	A	Miami (FL)	49 73	161	H	New Hampshire	49 52
								68	A	Albany (NY)	55 67	163	H	Northeastern	66 71
								72	A	Maine	55 64	187	H	Boston U.	41 57
								86	H	James Madison	56 68	209	H	Col umbi a	66 73
								89	A	Dartmouth	56 66	222	A	Holy Cross	53 64
												233	A	Stony Brook	57 80
												241	H	Howard	88 65
												264	A	Rider	49 64
												273	A	FIU	70 80
												318	H	Central Conn. St.	62 48
												329	A	UMBC	72 58
												349	H	UMass Lowell	63 55

LAST 12 Division I GAMES:															
				68	A	Albany (NY)	55 67	349	H	UMass Lowell	63 55				
				140	H	Hartford	53 47	273	A	FIU	70 80				
				161	H	New Hampshire	49 52	318	H	Central Conn. St.	62 48				
				72	A	Maine	55 64	163	H	Northeastern	66 71				
				233	A	Stony Brook	57 80	222	A	Holy Cross	53 64				
				329	A	UMBC	72 58	187	H	Boston U.	41 57				

Non-Div I Games: Norwich 75 31

Vermont

Average RPI Win:	134	WON-LOST	WINNING	LAST 10	STRENGTH OF	OPP. STRENGTH	TEAM	ADJ.	CONF.	ADJ CONF.
Average RPI Loss:	61	RECORD	PCT. RANK	GAMES	SCHEDULE	OF SCHEDULE	RPI	RPI	RPI	RPI
DIV. I ONLY	16- 5	39	6- 4	36	56	26	26	6	6	
DIV. I NON-CONF.	10- 1	16	1- 1	20	138	10	10	5	5	

TOTALS	RPI 1-25	RPI 26-50	W-L RECORDS	RPI 51-100	RPI 101-999	RPI 201+				
16- 5	1- 1	2- 2	OVERALL	3- 1	10- 1	2- 0				
4- 3	1- 1	1- 0	HOME	0- 1	2- 1	0- 0				
9- 2	0- 0	1- 2	AWAY	1- 0	7- 0	2- 0				
3- 0	0- 0	0- 0	NEUTRAL	2- 0	1- 0	0- 0				
10- 1	1- 0	1- 0	NON-CONFERENCE	2- 0	6- 1	2- 0				
2- 1	1- 0	0- 0	HOME	0- 0	1- 1	0- 0				
5- 0	0- 0	1- 0	AWAY	0- 0	4- 0	2- 0				
3- 0	0- 0	0- 0	NEUTRAL	2- 0	1- 0	0- 0				
6- 4	0- 1	1- 2	CONFERENCE	1- 1	4- 0	0- 0				
2- 2	0- 1	1- 0	HOME	0- 1	1- 0	0- 0				
4- 2	0- 0	0- 2	AWAY	1- 0	3- 0	0- 0				
0- 0	0- 0	0- 0	NEUTRAL	0- 0	0- 0	0- 0				

RPI 1-25				RPI 26-50				Team's RPI: 26				RPI 51-100				RPI 101+			
RPI	S	Opponent	Score	RPI	S	Opponent	Score	RPI	S	Opponent	Score	RPI	S	Opponent	Score	RPI	S	Opponent	Score
18	H	Duke	64 55	30	H	DePaul	84 58	60	N	American	65 60	104	H	Penn	77 79				
19	H	Marquette	57 67	39	A	St. John's (NY)	64 70	86	N	James Madison	60 57	129	A	Georgetown	60 58				
				45	A	Princeton	62 59	91	H	Butler	53 76	140	A	Hartford	71 53				
				50	A	Creighton	54 69	93	A	Seton Hall	67 59	167	H	Saint Joseph's	79 44				
												170	A	Xavier	89 50				
												170	H	Xavier	75 57				
												174	A	Temple	69 65				
												179	N	Lehigh	62 42				
												195	A	Providence	63 55				
												212	A	La Salle	76 49				
												272	A	Fairfield	73 44				

LAST 12 Division I GAMES:																			
170	A	Xavier	89 50	129	A	Georgetown	60 58												
19	H	Marquette	57 67	170	H	Xavier	75 57												
30	H	DePaul	84 58	91	H	Butler	53 76												
104	H	Penn	77 79	195	A	Providence	63 55												
39	A	St. John's (NY)	64 70	50	A	Creighton	54 69												
93	A	Seton Hall	67 59	212	A	La Salle	76 49												

Non-Div I Games:

Villanova

Average RPI Win: 132 WON-LOST RECORD WINNING PCT. RANK LAST 10 GAMES STRENGTH OF SCHEDULE OPP. STRENGTH OF SCHEDULE TEAM RPI ADJ. RPI CONF. RPI ADJ CONF. RPI

DIV. I ONLY	14- 7	78	9- 1	15	12	31	31	1	1
DIV. I NON-CONF.	7- 6	165	3- 1	17	14	77	77	1	1
TOTALS	RPI 1-25	RPI 26-50	W-L RECORDS	RPI 51-100	RPI 101-999	RPI 201+			
14- 7	1- 5	1- 0	OVERALL	5- 2	7- 0	3- 0			
10- 3	0- 2	1- 0	HOME	3- 1	6- 0	3- 0			
2- 4	1- 3	0- 0	AWAY	0- 1	1- 0	0- 0			
2- 0	0- 0	0- 0	NEUTRAL	2- 0	0- 0	0- 0			
7- 6	0- 4	0- 0	NON-CONFERENCE	3- 2	4- 0	3- 0			
5- 3	0- 2	0- 0	HOME	1- 1	4- 0	3- 0			
0- 3	0- 2	0- 0	AWAY	0- 1	0- 0	0- 0			
2- 0	0- 0	0- 0	NEUTRAL	2- 0	0- 0	0- 0			
7- 1	1- 1	1- 0	CONFERENCE	2- 0	3- 0	0- 0			
5- 0	0- 0	1- 0	HOME	2- 0	2- 0	0- 0			
2- 1	1- 1	0- 0	AWAY	0- 0	1- 0	0- 0			
0- 0	0- 0	0- 0	NEUTRAL	0- 0	0- 0	0- 0			

RPI 1-25					RPI 26-50					RPI 51-100					RPI 101+				
RPI	S	Opponent	Score		RPI	S	Opponent	Score		RPI	S	Opponent	Score		RPI	S	Opponent	Score	
3	A	Mississippi St.	53	68	27	H	Syracuse	68	63	54	H	Duquesne	63	74	112	H	Clemson	70	41
13	A	Rutgers	43	52						57	A	Dayton	46	61	148	H	Pittsburgh	62	50
15	H	Georgia	61	64						62	H	Virginia Tech	61	52	183	A	Boston College	68	57
16	A	NC State	73	63						74	N	Indiana	82	72	192	H	Hampton	66	62
18	A	Duke	48	55						75	N	Ohio	77	59	235	H	UNCG	68	50
25	H	Maryland	59	60						79	H	Harvard	50	48	237	H	Manhattan	69	47
										88	H	North Carolina	82	70	318	H	Central Conn. St.	103	59
LAST 12 Division I GAMES:																			
					88	H	North Carolina	82	70	27	H	Syracuse	68	63					
					62	H	Virginia Tech	61	52	148	H	Pittsburgh	62	50					
					18	A	Duke	48	55	237	H	Manhattan	69	47					
					183	A	Boston College	68	57	74	N	Indiana	82	72					
					112	H	Clemson	70	41	75	N	Ohio	77	59					
					16	A	NC State	73	63	13	A	Rutgers	43	52					

Non-Div I Games:

Virginia

Average RPI Win:	171	WON-LOST	WINNING	LAST 10	STRENGTH OF	OPP. STRENGTH	TEAM	ADJ.	CONF.	ADJ CONF.
Average RPI Loss:	29	RECORD	PCT. RANK	GAMES	SCHEDULE	OF SCHEDULE	RPI	RPI	RPI	RPI
DIV. I ONLY	14- 7	78	5- 5	48	39	62	62	1	1	
DIV. I NON-CONF.	11- 2	23	4- 0	159	128	49	49	1	1	

TOTALS	RPI 1-25	RPI 26-50	W-L RECORDS	RPI 51-100	RPI 101-999	RPI 201+				
14- 7	0- 4	1- 2	OVERALL	3- 1	10- 0	5- 0				
10- 2	0- 2	0- 0	HOME	2- 0	8- 0	4- 0				
3- 3	0- 2	0- 1	AWAY	1- 0	2- 0	1- 0				
1- 2	0- 0	1- 1	NEUTRAL	0- 1	0- 0	0- 0				
11- 2	0- 0	1- 1	NON-CONFERENCE	2- 1	8- 0	5- 0				
7- 0	0- 0	0- 0	HOME	1- 0	6- 0	4- 0				
3- 0	0- 0	0- 0	AWAY	1- 0	2- 0	1- 0				
1- 2	0- 0	1- 1	NEUTRAL	0- 1	0- 0	0- 0				
3- 5	0- 4	0- 1	CONFERENCE	1- 0	2- 0	0- 0				
3- 2	0- 2	0- 0	HOME	1- 0	2- 0	0- 0				
0- 3	0- 2	0- 1	AWAY	0- 0	0- 0	0- 0				
0- 0	0- 0	0- 0	NEUTRAL	0- 0	0- 0	0- 0				

RPI 1-25				RPI 26-50				RPI 51-100				RPI 101+			
RPI	S	Opponent	Score	RPI	S	Opponent	Score	RPI	S	Opponent	Score	RPI	S	Opponent	Score
4	A	Florida St.	62 107	31	A	Virginia	52 61	52	H	UCF	86 69	105	H	Auburn	72 63
5	A	Louisville	56 67	35	N	West Virginia	61 79	61	H	Georgia Tech	68 62	119	H	High Point	86 63
16	H	NC State	51 68	42	N	Drexel	79 67	91	N	Butler	77 79	148	H	Pittsburgh	89 66
18	H	Duke	75 86					94	A	Chattanooga	64 44	165	A	Illinois	96 49
												183	H	Boston College	89 58
												204	H	Radford	68 42
												296	A	Monmouth	84 34
												304	H	USC Upstate	87 56
												310	H	UMES	90 52
												314	H	Wagner	99 32

LAST 12 Division I GAMES:															
61	H	Georgia Tech	68 62	183	H	Boston College	89 58								
31	A	Virginia	52 61	16	H	NC State	51 68								
18	H	Duke	75 86	119	H	High Point	86 63								
4	A	Florida St.	62 107	296	A	Monmouth	84 34								
148	H	Pittsburgh	89 66	94	A	Chattanooga	64 44								
5	A	Louisville	56 67	310	H	UMES	90 52								

Non-Div I Games:

Virginia Tech

Average RPI Win: 315
Average RPI Loss: 187

WON-LOST
RECORD

WINNING
PCT. RANK

LAST 10
GAMES

STRENGTH OF
SCHEDULE

OPP. STRENGTH
OF SCHEDULE





























































TEAM
RPI

ADJ.
RPI

CONF.
RPI





ADJ CONF.
RPI

DIV. I ONLY	2- 16	329	1- 9	185	322	314	314	28	28
DIV. I NON-CONF.	1- 9	318	1- 3	99	274	291	291	28	28
TOTALS	RPI 1-25	RPI 26-50	W-L RECORDS	RPI 51-100	RPI 101-999	RPI 201+			
2- 16	0- 0	0- 1	OVERALL	0- 3	2- 12	2- 8			
1- 6	0- 0	0- 1	HOME	0- 0	1- 5	1- 2			
1- 10	0- 0	0- 0	AWAY	0- 3	1- 7	1- 6			
0- 0	0- 0	0- 0	NEUTRAL	0- 0	0- 0	0- 0			
1- 9	0- 0	0- 1	NON-CONFERENCE	0- 3	1- 5	1- 3			
1- 2	0- 0	0- 1	HOME	0- 0	1- 1	1- 0			
0- 7	0- 0	0- 0	AWAY	0- 3	0- 4	0- 3			
0- 0	0- 0	0- 0	NEUTRAL	0- 0	0- 0	0- 0			
1- 7	0- 0	0- 0	CONFERENCE	0- 0	1- 7	1- 5			
0- 4	0- 0	0- 0	HOME	0- 0	0- 4	0- 2			
1- 3	0- 0	0- 0	AWAY	0- 0	1- 3	1- 3			
0- 0	0- 0	0- 0	NEUTRAL	0- 0	0- 0	0- 0			

RPI S Opponent	Score	RPI S Opponent	Score	RPI S Opponent	Score	RPI S Opponent	Score	Team's RPI: 314
		45  Princeton	37  58	62  Virginia Tech	32  99	141  Robert Morris	52  58	
				68  Albany (NY)	44  89	143  Saint Francis (PA)	76  79	
				86  James Madison	45  68	161  New Hampshire	53  65	
						174  Temple	36  70	
						218  Lafayette	52  70	
						233  Stony Brook	50  69	
						250  LIU Brooklyn	69  74	
						260  Sacred Heart	55  72	
						271  Towson	42  64	
						277  Fairleigh Dickinson	64  74	
						282  Bryant	75  66	
						283  St. Francis Brooklyn	76  80	
						318  Central Conn. St.	56  59	
						348  Longwood	60  43	
LAST 12 Division I GAMES:								
143  Saint Francis (PA)	76  79	318  Central Conn. St.	56  59					
141  Robert Morris	52  58	282  Bryant	75  66					
283  St. Francis Brooklyn	76  80	218  Lafayette	52  70					
250  LIU Brooklyn	69  74	45  Princeton	37  58					
260  Sacred Heart	55  72	348  Longwood	60  43					
277  Fairleigh Dickinson	64  74	271  Towson	42  64					

Non-Div I Games: Staten Island 63 58

Wagner

 Loss,  Non-Conf, S Site,  Home  Away N Neutral

Average RPI Win:	197	WON-LOST	WINNING	LAST 10	STRENGTH OF	OPP. STRENGTH	TEAM	ADJ.	CONF.	ADJ CONF.
Average RPI Loss:	58	RECORD	PCT. RANK	GAMES	SCHEDULE	OF SCHEDULE	RPI	RPI	RPI	RPI
DIV. I ONLY	10- 11	190	4- 6	54	34	109	109	1	1	
DIV. I NON-CONF.	8- 5	111	4- 0	208	107	129	129	1	1	

TOTALS	RPI 1-25	RPI 26-50	W-L RECORDS	RPI 51-100	RPI 101-999	RPI 201+				
10- 11	0- 5	0- 1	OVERALL	2- 4	8- 1	5- 1				
5- 6	0- 4	0- 0	HOME	1- 2	4- 0	3- 0				
5- 3	0- 1	0- 0	AWAY	1- 2	4- 0	2- 0				
0- 2	0- 0	0- 1	NEUTRAL	0- 0	0- 1	0- 1				
8- 5	0- 1	0- 1	NON-CONFERENCE	1- 2	7- 1	5- 1				
5- 1	0- 0	0- 0	HOME	1- 1	4- 0	3- 0				
3- 2	0- 1	0- 0	AWAY	0- 1	3- 0	2- 0				
0- 2	0- 0	0- 1	NEUTRAL	0- 0	0- 1	0- 1				
2- 6	0- 4	0- 0	CONFERENCE	1- 2	1- 0	0- 0				
0- 5	0- 4	0- 0	HOME	0- 1	0- 0	0- 0				
2- 1	0- 0	0- 0	AWAY	1- 1	1- 0	0- 0				
0- 0	0- 0	0- 0	NEUTRAL	0- 0	0- 0	0- 0				

RPI 1-25				RPI 26-50				RPI 51-100				RPI 101+ Team's RPI: 109			
RPI	S	Opponent	Score	RPI	S	Opponent	Score	RPI	S	Opponent	Score	RPI	S	Opponent	Score
2	H	Notre Dame	73 96	44	N	Minnesota	81 93	61	A	Georgia Tech	67 79	148	A	Pittsburgh	58 49
4	H	Florida St.	79 81					67	A	Miami (FL)	61 50	170	A	Xavier	62 57
13	A	Rutgers	51 65					80	A	Penn St.	58 68	171	H	Charlotte	71 69
16	H	NC State	68 82					83	H	Elon	53 51	216	N	Hofstra	66 69
18	H	Duke	67 80					88	H	North Carolina	76 79	228	A	Richmond	85 81
								93	H	Seton Hall	57 67	252	A	Col. of Charleston	77 40
												256	H	Texas Southern	73 56
												284	H	Appalachian St.	78 49
												310	H	UMES	92 50
LAST 12 Division I GAMES:															
16	H	NC State	68 82	148	A	Pittsburgh	58 49	2	H	Notre Dame	73 96				
61	A	Georgia Tech	67 79	252	A	Col. of Charleston	77 40								
4	H	Florida St.	79 81	171	H	Charlotte	71 69								
88	H	North Carolina	76 79	310	H	UMES	92 50								
18	H	Duke	67 80	284	H	Appalachian St.	78 49								
67	A	Miami (FL)	61 50												

Non-Div I Games:

Wake Forest

Average RPI	Win:	175	WON-LOST	WINNING	LAST 10	STRENGTH OF	OPP. STRENGTH	TEAM	ADJ.	CONF.	ADJ CONF.
Average RPI	Loss:	64	RECORD	PCT. RANK	GAMES	SCHEDULE	OF SCHEDULE	RPI	RPI	RPI	RPI
DIV. I ONLY		7- 13		256	2- 8	34	17	135	135	4	4
DIV. I NON-CONF.		6- 5		153	2- 1	79	78	108	108	3	3

TOTALS	RPI 1-25		RPI 26-50		W-L RECORDS	RPI 51-100		RPI 101-999		RPI 201+	
7- 13	0- 6		1- 1		OVERALL	1- 3		5- 3		3- 0	
5- 4	0- 1		0- 0		HOME	1- 1		4- 2		3- 0	
1- 7	0- 4		0- 1		AWAY	0- 1		1- 1		0- 0	
1- 2	0- 1		1- 0		NEUTRAL	0- 1		0- 0		0- 0	
6- 5	0- 2		1- 0		NON-CONFERENCE	0- 1		5- 2		3- 0	
4- 1	0- 0		0- 0		HOME	0- 0		4- 1		3- 0	
1- 2	0- 1		0- 0		AWAY	0- 0		1- 1		0- 0	
1- 2	0- 1		1- 0		NEUTRAL	0- 1		0- 0		0- 0	
1- 8	0- 4		0- 1		CONFERENCE	1- 2		0- 1		0- 0	
1- 3	0- 1		0- 0		HOME	1- 1		0- 1		0- 0	
0- 5	0- 3		0- 1		AWAY	0- 1		0- 0		0- 0	
0- 0	0- 0		0- 0		NEUTRAL	0- 0		0- 0		0- 0	

RPI 1-25				RPI 26-50				RPI 51-100				RPI 101+ Team's RPI: 135			
RPI	S	Opponent	Score	RPI	S	Opponent	Score	RPI	S	Opponent	Score	RPI	S	Opponent	Score
6	A	Oregon	83 94	40	A	Oregon St.	63 75	76	A	Washington St.	75 78	114	H	BYU	80 72
7	A	Ohio St.	76 85	50	N	Creighton	67 64	76	H	Washington St.	56 49	138	H	Colorado	61 66
8	H	UCLA	69 86					78	H	Utah	65 74	145	H	Idaho St.	59 79
11	N	Texas	68 92					88	N	North Carolina	78 90	181	A	Idaho	81 69
22	A	Stanford	45 71									188	A	Boise St.	62 85
24	A	California	60 69									210	H	Seattle U	84 76
												274	H	Grand Canyon	79 65
												319	H	Portland	93 67

LAST 12 Division I GAMES:															
8	H	UCLA	69 86	78	H	Utah	65 74								
76	H	Washington St.	56 49	6	A	Oregon	83 94								
76	A	Washington St.	75 78	40	A	Oregon St.	63 75								
22	A	Stanford	45 71	210	H	Seattle U	84 76								
24	A	California	60 69	88	N	North Carolina	78 90								
138	H	Colorado	61 66	274	H	Grand Canyon	79 65								

Non-Div I Games:

Washington

Average RPI	Win:	120	WON-LOST	WINNING	LAST 10	STRENGTH OF	OPP. STRENGTH	TEAM	ADJ.	CONF.	ADJ CONF.
Average RPI	Loss:	56	RECORD	PCT. RANK	GAMES	SCHEDULE	OF SCHEDULE	RPI	RPI	RPI	RPI
DIV. I ONLY		9- 12		216	3- 7	11	33	76	76	4	4
DIV. I NON-CONF.		7- 5		132	2- 1	7	63	34	34	3	3

TOTALS	RPI 1-25		RPI 26-50		W-L RECORDS	RPI 51-100		RPI 101-999		RPI 201+	
9- 12	1- 3		0- 3		OVERALL	1- 4		7- 2		0- 0	
4- 4	0- 0		0- 1		HOME	0- 2		4- 1		0- 0	
3- 7	0- 3		0- 1		AWAY	1- 2		2- 1		0- 0	
2- 1	1- 0		0- 1		NEUTRAL	0- 0		1- 0		0- 0	
7- 5	1- 0		0- 1		NON-CONFERENCE	1- 3		5- 1		0- 0	
2- 2	0- 0		0- 0		HOME	0- 1		2- 1		0- 0	
3- 2	0- 0		0- 0		AWAY	1- 2		2- 0		0- 0	
2- 1	1- 0		0- 1		NEUTRAL	0- 0		1- 0		0- 0	
2- 7	0- 3		0- 2		CONFERENCE	0- 1		2- 1		0- 0	
2- 2	0- 0		0- 1		HOME	0- 1		2- 0		0- 0	
0- 5	0- 3		0- 1		AWAY	0- 0		0- 1		0- 0	
0- 0	0- 0		0- 0		NEUTRAL	0- 0		0- 0		0- 0	

RPI 1-25			
RPI	S	Opponent	Score
6	A	Oregon	56 89
13	N	Rutgers	63 60
22	A	Stanford	57 70
24	A	Cal i forni a	60 66

RPI 26-50			
RPI	S	Opponent	Score
29	N	South Fla.	45 82
40	A	Oregon St.	53 71
47	H	Southern Cal i forni a	72 73

RPI 51-100			
RPI	S	Opponent	Score
55	A	UC Davi s	76 91
56	A	Nebraska	73 61
65	H	Gonzaga	56 64
71	A	Saint Mary's (CA)	75 81
78	H	Utah	79 81

RPI 101+			
RPI	S	Opponent	Score
103	H	Kentucky	68 73
118	H	Saint Loui s	85 63
132	N	ETSU	80 76
135	A	Washi ngton	49 56
135	H	Washi ngton	78 75
138	H	Col orado	89 75
145	H	Idaho St.	72 55
156	A	San Franci sco	74 70
188	A	Boi se St.	61 53

LAST 12 Division I GAMES:			
47	H	Southern Cal i forni a	72 73
135	A	Washington	49 56
135	H	Washington	78 75
24	A	Cal i forni a	60 66
22	A	Stanford	57 70
78	H	Utah	79 81
138	H	Col orado	89 75
40	A	Oregon St.	53 71
6	A	Oregon	56 89
56	A	Nebraska	73 61
188	A	Boi se St.	61 53
65	H	Gonzaga	56 64

Non-Div I Games:

Washington St.

Average RPI Win:	232	WON-LOST	WINNING	LAST 10	STRENGTH OF	OPP. STRENGTH	TEAM	ADJ.	CONF.	ADJ CONF.
Average RPI Loss:	140	RECORD	PCT. RANK	GAMES	SCHEDULE	OF SCHEDULE	RPI	RPI	RPI	RPI
DIV. I ONLY	11- 5	70	7- 3	315	131	142	142	19	19	
DIV. I NON-CONF.	6- 3	87	3- 2	309	141	169	169	14	14	

TOTALS	RPI 1-25	RPI 26-50	W-L RECORDS	RPI 51-100	RPI 101-999	RPI 201+				
11- 5	0- 1	0- 0	OVERALL	1- 1	10- 3	8- 1				
6- 1	0- 0	0- 0	HOME	1- 1	5- 0	4- 0				
5- 4	0- 1	0- 0	AWAY	0- 0	5- 3	4- 1				
0- 0	0- 0	0- 0	NEUTRAL	0- 0	0- 0	0- 0				
6- 3	0- 1	0- 0	NON-CONFERENCE	0- 1	6- 1	6- 0				
4- 1	0- 0	0- 0	HOME	0- 1	4- 0	4- 0				
2- 2	0- 1	0- 0	AWAY	0- 0	2- 1	2- 0				
0- 0	0- 0	0- 0	NEUTRAL	0- 0	0- 0	0- 0				
5- 2	0- 0	0- 0	CONFERENCE	1- 0	4- 2	2- 1				
2- 0	0- 0	0- 0	HOME	1- 0	1- 0	0- 0				
3- 2	0- 0	0- 0	AWAY	0- 0	3- 2	2- 1				
0- 0	0- 0	0- 0	NEUTRAL	0- 0	0- 0	0- 0				

RPI 1-25				RPI 26-50				RPI 51-100				RPI 101+				Team's RPI: 142
RPI	S	Opponent	Score	RPI	S	Opponent	Score	RPI	S	Opponent	Score	RPI	S	Opponent	Score	
6	A	Oregon	87 114					53	H	Northern Colo.	82 73	129	H	North Dakota	80 69	
								78	H	Utah	58 85	136	A	Portland St.	64 77	
												145	A	Idaho St.	76 70	
												153	A	Fresno St.	78 81	
												206	H	Pepperdine	71 61	
												215	A	CSUN	64 61	
												268	A	Sacramento St.	78 56	
												297	H	Incarinate Word	79 55	
												299	H	Utah Valley	75 57	
												307	A	Southern Utah	77 64	
												315	H	Air Force	62 52	
												319	A	Portland	91 70	
												326	A	Northern Ari z.	75 76	

LAST 12 Division I GAMES:																
136	A	Portland St.	64 77	145	A	Idaho St.	76 70									
268	A	Sacramento St.	78 56	153	A	Fresno St.	78 81									
129	H	North Dakota	80 69	319	A	Portland	91 70									
53	H	Northern Colo.	82 73	315	H	Air Force	62 52									
307	A	Southern Utah	77 64	206	H	Pepperdine	71 61									
326	A	Northern Ari z.	75 76	6	A	Oregon	87 114									

Non-Div I Games: Westminster (UT) 64 58 Antelope Valley 80 70

Weber St.

Average RPI Win:	170	WON-LOST	WINNING	LAST 10	STRENGTH OF	OPP. STRENGTH	TEAM	ADJ.	CONF.	ADJ CONF.
Average RPI Loss:	52	RECORD	PCT. RANK	GAMES	SCHEDULE	OF SCHEDULE	RPI	RPI	RPI	RPI
DIV. I ONLY	17- 4	27	6- 4	74	80	35	35	5	5	
DIV. I NON-CONF.	12- 0	1	3- 0	163	161	20	20	6	6	

TOTALS	RPI 1-25	RPI 26-50	W-L RECORDS	RPI 51-100	RPI 101-999	RPI 201+				
17- 4	1- 1	1- 0	OVERALL	3- 3	12- 0	8- 0				
9- 2	0- 0	0- 0	HOME	0- 2	9- 0	7- 0				
4- 2	1- 1	0- 0	AWAY	1- 1	2- 0	0- 0				
4- 0	0- 0	1- 0	NEUTRAL	2- 0	1- 0	1- 0				
12- 0	1- 0	1- 0	NON-CONFERENCE	2- 0	8- 0	7- 0				
7- 0	0- 0	0- 0	HOME	0- 0	7- 0	6- 0				
1- 0	1- 0	0- 0	AWAY	0- 0	0- 0	0- 0				
4- 0	0- 0	1- 0	NEUTRAL	2- 0	1- 0	1- 0				
5- 4	0- 1	0- 0	CONFERENCE	1- 3	4- 0	1- 0				
2- 2	0- 0	0- 0	HOME	0- 2	2- 0	1- 0				
3- 2	0- 1	0- 0	AWAY	1- 1	2- 0	0- 0				
0- 0	0- 0	0- 0	NEUTRAL	0- 0	0- 0	0- 0				

RPI 1-25				RPI 26-50				RPI 51-100				RPI 101+			
RPI	S	Opponent	Score	RPI	S	Opponent	Score	RPI	S	Opponent	Score	RPI	S	Opponent	Score
11	A	Texas	58 79	42	N	Drexel	75 42	59	A	Oklahoma St.	73 79	125	A	Kansas	74 54
14	A	Texas A&M	70 56					62	N	Virginia Tech	79 61	127	A	Iowa St.	69 59
								63	A	TCU	87 82	127	H	Iowa St.	57 49
								63	H	TCU	74 76	148	H	Pittsburgh	73 52
								73	H	Kansas St.	52 60	204	N	Radford	75 55
								91	N	Butler	75 68	225	H	Morehead St.	66 56
												231	H	Texas Tech	82 52
												242	H	North Florida	87 59
												268	H	Sacramento St.	101 47
												290	H	Morgan St.	84 41
												305	H	Coppin St.	101 43
												318	H	Central Conn. St.	102 52

LAST 12 Division I GAMES:															
231	H	Texas Tech	82 52	73	H	Kansas St.	52 60	11	A	Texas	58 79				
127	A	Iowa St.	69 59	63	A	TCU	87 82								
59	A	Oklahoma St.	73 79	225	H	Morehead St.	66 56								
63	H	TCU	74 76	290	H	Morgan St.	84 41								
125	A	Kansas	74 54	204	N	Radford	75 55								
127	H	Iowa St.	57 49												

Non-Div I Games:

West Virginia

Average RPI Win: 225			WON-LOST	WINNING	LAST 10	STRENGTH OF		OPP. STRENGTH	TEAM	ADJ.	CONF.	ADJ CONF.
Average RPI Loss: 182			RECORD	PCT. RANK	GAMES	SCHEDULE		OF SCHEDULE	RPI	RPI	RPI	RPI
DIV. I ONLY			2- 17	334	0- 8	132		320	309	309	17	17
DIV. I NON-CONF.			2- 11	305	0- 4	172		340	313	313	17	17

TOTALS		RPI 1-25		RPI 26-50		W-L RECORDS		RPI 51-100	RPI 101-999		RPI 201+	
2- 17		0- 2		0- 0		OVERALL		0- 2	2- 13		2- 8	
2- 5		0- 0		0- 0		HOME		0- 0	2- 5		2- 3	
0- 12		0- 2		0- 0		AWAY		0- 2	0- 8		0- 5	
0- 0		0- 0		0- 0		NEUTRAL		0- 0	0- 0		0- 0	
2- 11		0- 2		0- 0		NON-CONFERENCE		0- 0	2- 9		2- 7	
2- 3		0- 0		0- 0		HOME		0- 0	2- 3		2- 2	
0- 8		0- 2		0- 0		AWAY		0- 0	0- 6		0- 5	
0- 0		0- 0		0- 0		NEUTRAL		0- 0	0- 0		0- 0	
0- 6		0- 0		0- 0		CONFERENCE		0- 2	0- 4		0- 1	
0- 2		0- 0		0- 0		HOME		0- 0	0- 2		0- 1	
0- 4		0- 0		0- 0		AWAY		0- 2	0- 2		0- 0	
0- 0		0- 0		0- 0		NEUTRAL		0- 0	0- 0		0- 0	

RPI	S	Opponent	Score	RPI	S	Opponent	Score	RPI	S	Opponent	Score	RPI	S	Opponent	Score
15	A	Georgia	50 76					70	A	Mercer	50 72	119	A	High Point	69 75
20	A	South Carolina	43 101					94	A	Chattanooga	32 47	132	A	ETSU	50 66
												147	H	Davidsen	57 70
												168	H	Furman	59 68
												186	A	Samford	54 62
												204	H	Radford	39 27
												207	A	Gardner-Webb	67 70
												224	A	UT Martin	54 62
												230	A	N. C. A&T	59 68
												246	H	UNC Asheville	62 52
												248	A	Campbell	51 58
												287	H	Eastern Ky.	59 62
												288	H	Wofford	48 54
												327	A	South Carolina St.	45 75
												335	H	Florida A&M	63 80

Team's RPI: 309															
LAST 12 Division I GAMES:															
70	A	Mercer	50 72	207	A	Gardner-Webb	67 70								
186	A	Samford	54 62	119	A	High Point	69 75								
288	H	Wofford	48 54	230	A	N. C. A&T	59 68								
168	H	Furman	59 68	327	A	South Carolina St.	45 75								
94	A	Chattanooga	32 47	204	H	Radford	39 27								
132	A	ETSU	50 66	248	A	Campbell	51 58								

Non-Div I Games: Warren Wilson 114 54 Brevard 79 34

Western Caro.

Average RPI Win:	226	WON-LOST	WINNING	LAST 10	STRENGTH OF	OPP. STRENGTH	TEAM	ADJ.	CONF.	ADJ CONF.
Average RPI Loss:	109	RECORD	PCT. RANK	GAMES	SCHEDULE	OF SCHEDULE	RPI	RPI	RPI	RPI
DIV. I ONLY	13- 6	73	6- 4	239	170	110	110	14	14	
DIV. I NON-CONF.	8- 4	87	3- 2	277	167	121	121	15	15	
<hr/>										
TOTALS	RPI 1-25	RPI 26-50	W-L RECORDS	RPI 51-100	RPI 101-999	RPI 201+				
13- 6	1- 0	0- 1	OVERALL	0- 3	12- 2	7- 1				
6- 2	0- 0	0- 0	HOME	0- 2	6- 0	3- 0				
7- 4	1- 0	0- 1	AWAY	0- 1	6- 2	4- 1				
0- 0	0- 0	0- 0	NEUTRAL	0- 0	0- 0	0- 0				
8- 4	1- 0	0- 0	NON-CONFERENCE	0- 2	7- 2	4- 1				
3- 1	0- 0	0- 0	HOME	0- 1	3- 0	2- 0				
5- 3	1- 0	0- 0	AWAY	0- 1	4- 2	2- 1				
0- 0	0- 0	0- 0	NEUTRAL	0- 0	0- 0	0- 0				
5- 2	0- 0	0- 1	CONFERENCE	0- 1	5- 0	3- 0				
3- 1	0- 0	0- 0	HOME	0- 1	3- 0	1- 0				
2- 1	0- 0	0- 1	AWAY	0- 0	2- 0	2- 0				
0- 0	0- 0	0- 0	NEUTRAL	0- 0	0- 0	0- 0				

RPI 1-25				RPI 26-50				RPI 51-100				RPI 101+				Team's RPI: 110
RPI	S	Opponent	Score	RPI	S	Opponent	Score	RPI	S	Opponent	Score	RPI	S	Opponent	Score	
22	A	Stanford	71 64	33	A	South Dakota St.	48 84	65	A	Gonzaga	65 80	146	A	Northern Ill.	94 96	
								81	H	South Dakota	58 82	152	A	Wichita St.	78 65	
								100	H	Milwaukee	67 77	165	A	Illinois	77 67	
												185	H	Oral Roberts	56 49	
												198	H	Southeast Mo. St.	87 59	
												200	H	Denver	118 93	
												226	A	Bradley	80 87	
												232	A	Austin Peay	81 68	
												238	A	Omaha	90 51	
												249	H	UMKC	90 71	
												308	A	Fort Wayne	100 64	
												308	H	Fort Wayne	91 44	
												341	A	Chicago St.	83 45	
												341	H	Chicago St.	71 54	
<hr/>																
LAST 12 Division I GAMES:																
200	H	Denver	118 93	308	A	Fort Wayne	100 64	226	A	Bradley	80 87					
33	A	South Dakota St.	48 84	65	A	Gonzaga	65 80	22	A	Stanford	71 64					
308	H	Fort Wayne	91 44	232	A	Austin Peay	81 68	198	H	Southeast Mo. St.	87 59					
238	A	Omaha	90 51													
185	H	Oral Roberts	56 49													
81	H	South Dakota	58 82													

Non-Div I Games: Illinois Col. 122 40 William Woods 96 57

Western Ill.

Average RPI Win: 207

Average RPI Loss: 45

WON-LOST
RECORDWINNING
PCT. RANKLAST 10
GAMESSTRENGTH OF
SCHEDULEOPP. STRENGTH
OF SCHEDULETEAM
RPIADJ.
RPICONF.
RPIADJ CONF.
RPIDIV. I ONLY
DIV. I NON-CONF.14- 5
8- 456
877- 2
3- 1108
57120
4651
4451
4418
1918
19

TOTALS

RPI 1-25

RPI 26-50

W-L RECORDS

RPI 51-100

RPI 101-999

RPI 201+

14- 5

1- 2

0- 1

OVERALL

2- 2

11- 0

7- 0

6- 1

0- 1

0- 0

HOME

0- 0

6- 0

4- 0

4- 4

0- 1

0- 1

AWAY

0- 2

4- 0

3- 0

4- 0

1- 0

0- 0

NEUTRAL

2- 0

1- 0

0- 0

8- 4

1- 2

0- 1

NON-CONFERENCE

2- 1

5- 0

3- 0

2- 1

0- 1

0- 0

HOME

0- 0

2- 0

2- 0

2- 3

0- 1

0- 1

AWAY

0- 1

2- 0

1- 0

4- 0

1- 0

0- 0

NEUTRAL

2- 0

1- 0

0- 0

6- 1

0- 0

0- 0

CONFERENCE

0- 1

6- 0

4- 0

4- 0

0- 0

0- 0

HOME

0- 0

4- 0

2- 0

2- 1

0- 0

0- 0

AWAY

0- 1

2- 0

2- 0

0- 0

0- 0

0- 0

NEUTRAL

0- 0

0- 0

0- 0

RPI 1-25

RPI 26-50

RPI 51-100 Team's RPI: 51

RPI 101+

RPI	S	Opponent	Score
2	H	Notre Dame	65 78
12	N	Missouri	79 76
23	A	Iowa	97 104

RPI	S	Opponent	Score
32	A	Ball St.	81 93

RPI	S	Opponent	Score
64	N	Toledo	70 56
70	N	Mercer	67 62
74	A	Indiana	71 73
92	A	UAB	61 79

RPI	S	Opponent	Score
122	H	Middle Tenn.	57 43
150	A	Southern Ill.	75 49
159	H	Southern Miss.	81 60
182	N	Stetson	66 58
221	A	North Texas	79 65
273	H	FIU	101 47
312	H	UTSA	73 38
313	A	Georgia St.	74 63
325	A	Marshall	86 66
346	H	Evansville	92 54
347	H	Mississippi Val.	87 48

LAST 12 Division I GAMES:

221	A	North Texas	79 65
325	A	Marshall	86 66
312	H	UTSA	73 38
92	A	UAB	61 79
273	H	FIU	101 47
159	H	Southern Miss.	81 60

122	H	Middle Tenn.	57 43
32	A	Ball St.	81 93
64	N	Toledo	70 56
182	N	Stetson	66 58
347	H	Mississippi Val.	87 48
150	A	Southern Ill.	75 49

Western Ky.

Western Ky.

Non-Div I Games: Lee

88 64

Western Ky.

Average RPI Win:	187	WON-LOST	WINNING	LAST 10	STRENGTH OF	OPP. STRENGTH	TEAM	ADJ.	CONF.	ADJ CONF.
Average RPI Loss:	62	RECORD	PCT. RANK	GAMES	SCHEDULE	OF SCHEDULE	RPI	RPI	RPI	RPI
DIV. I ONLY	9- 8	152	5- 3	109	45	96	96	7	7	
DIV. I NON-CONF.	4- 5	202	1- 1	125	18	113	113	8	8	

TOTALS	RPI 1-25	RPI 26-50	W-L RECORDS	RPI 51-100	RPI 101-999	RPI 201+				
9- 8	0- 2	0- 3	OVERALL	0- 2	9- 1	4- 1				
4- 1	0- 0	0- 0	HOME	0- 1	4- 0	1- 0				
4- 5	0- 1	0- 2	AWAY	0- 1	4- 1	3- 1				
1- 2	0- 1	0- 1	NEUTRAL	0- 0	1- 0	0- 0				
4- 5	0- 2	0- 2	NON-CONFERENCE	0- 1	4- 0	3- 0				
1- 0	0- 0	0- 0	HOME	0- 0	1- 0	1- 0				
2- 3	0- 1	0- 1	AWAY	0- 1	2- 0	2- 0				
1- 2	0- 1	0- 1	NEUTRAL	0- 0	1- 0	0- 0				
5- 3	0- 0	0- 1	CONFERENCE	0- 1	5- 1	1- 1				
3- 1	0- 0	0- 0	HOME	0- 1	3- 0	0- 0				
2- 2	0- 0	0- 1	AWAY	0- 0	2- 1	1- 1				
0- 0	0- 0	0- 0	NEUTRAL	0- 0	0- 0	0- 0				

RPI 1-25				RPI 26-50				RPI 51-100				Team's RPI: 96				RPI 101+			
RPI	S	Opponent	Score	RPI	S	Opponent	Score	RPI	S	Opponent	Score	RPI	S	Opponent	Score	RPI	S	Opponent	Score
13	N	Rutgers	64 75	28	A	Buffalo	49 71	66	A	New Mexico	76 88	106	A	Kent St.	66 61				
23	A	Iowa	56 79	39	N	St. John's (NY)	48 76	75	H	Ohio	54 69	117	H	Miami (OH)	81 70				
				41	A	Michigan St.	62 65					126	H	Bowling Green	67 58				
												132	N	ETSU	87 79				
												146	H	Northern Ill.	88 83				
												213	A	Eastern Mich.	67 69				
												223	A	Akron	59 51				
												247	A	New Mexico St.	64 55				
												286	H	Detroit Mercy	74 62				
												300	A	Loyola Chicago	65 47				
LAST 12 Division I GAMES:																			
223	A	Akron	59 51	28	A	Buffalo	49 71	126	H	Bowling Green	67 58	286	H	Detroit Mercy	74 62				
117	H	Miami (OH)	81 70	126	H	Bowling Green	67 58	41	A	Michigan St.	62 65	132	N	ETSU	87 79				
213	A	Eastern Mich.	67 69	286	H	Detroit Mercy	74 62	13	N	Rutgers	64 75								
75	H	Ohio	54 69	41	A	Michigan St.	62 65												
146	H	Northern Ill.	88 83	132	N	ETSU	87 79												
106	A	Kent St.	66 61	13	N	Rutgers	64 75												

Non-Div I Games: Goshen 87 36 Kentucky St. 85 50 Olivet 86 37

Western Mich.

Average RPI Win:	189	WON-LOST	WINNING	LAST 10	STRENGTH OF	OPP. STRENGTH	TEAM	ADJ.	CONF.	ADJ CONF.
Average RPI Loss:	79	RECORD	PCT. RANK	GAMES	SCHEDULE	OF SCHEDULE	RPI	RPI	RPI	RPI
DIV. I ONLY	9- 12	216	6- 4	78	67	152	152	8	8	
DIV. I NON-CONF.	5- 9	238	3- 2	83	93	200	200	7	7	

TOTALS	RPI 1-25	RPI 26-50	W-L RECORDS	RPI 51-100	RPI 101-999	RPI 201+				
9- 12	0- 1	1- 3	OVERALL	0- 4	8- 4	4- 0				
7- 3	0- 0	1- 0	HOME	0- 1	6- 2	4- 0				
1- 8	0- 1	0- 3	AWAY	0- 3	1- 1	0- 0				
1- 1	0- 0	0- 0	NEUTRAL	0- 0	1- 1	0- 0				
5- 9	0- 1	0- 2	NON-CONFERENCE	0- 3	5- 3	3- 0				
4- 2	0- 0	0- 0	HOME	0- 1	4- 1	3- 0				
0- 6	0- 1	0- 2	AWAY	0- 2	0- 1	0- 0				
1- 1	0- 0	0- 0	NEUTRAL	0- 0	1- 1	0- 0				
4- 3	0- 0	1- 1	CONFERENCE	0- 1	3- 1	1- 0				
3- 1	0- 0	1- 0	HOME	0- 0	2- 1	1- 0				
1- 2	0- 0	0- 1	AWAY	0- 1	1- 0	0- 0				
0- 0	0- 0	0- 0	NEUTRAL	0- 0	0- 0	0- 0				

RPI 1-25				RPI 26-50				RPI 51-100				RPI 101+ Team's RPI: 152			
RPI	S	Opponent	Score	RPI	S	Opponent	Score	RPI	S	Opponent	Score	RPI	S	Opponent	Score
9	A	Tennessee	56 68	29	H	South Fla.	64 56	52	A	UCF	53 59	108	A	Tulane	64 56
				33	A	South Dakota St.	64 96	59	A	Oklahoma St.	67 91	110	H	Western Ill.	65 78
				46	A	Houston	55 73	66	A	New Mexico	62 76	128	A	Missouri St.	71 94
				50	A	Creighton	61 66	81	H	South Dakota	48 62	128	H	Missouri St.	72 58
												154	H	Tulsa	62 67
												160	H	Memphis	69 61
												165	N	Illinois	67 68
												189	N	UC Irvine	76 53
												219	H	SMU	66 43
												249	H	UMKC	72 63
												276	H	Alcorn	87 46
												341	H	Chicago St.	66 63

LAST 12 Division I GAMES:															
				29	H	South Fla.	64 56	154	H	Tulsa	62 67				
				219	H	SMU	66 43	33	A	South Dakota St.	64 96				
				108	A	Tulane	64 56	276	H	Alcorn	87 46				
				160	H	Memphis	69 61	341	H	Chicago St.	66 63				
				52	A	UCF	53 59	249	H	UMKC	72 63				
				46	A	Houston	55 73	128	A	Missouri St.	71 94				

Non-Div I Games:

Wichita St.

Average RPI Win:	230	WON-LOST	WINNING	LAST 10	STRENGTH OF	OPP. STRENGTH	TEAM	ADJ.	CONF.	ADJ CONF.
Average RPI Loss:	155	RECORD	PCT. RANK	GAMES	SCHEDULE	OF SCHEDULE	RPI	RPI	RPI	RPI
DIV. I ONLY	13- 6	73	5- 5	286	178	149	149	10	10	
DIV. I NON-CONF.	9- 2	34	3- 1	299	201	109	109	13	13	

TOTALS	RPI 1-25	RPI 26-50	W-L RECORDS	RPI 51-100	RPI 101-999	RPI 201+				
13- 6	0- 0	0- 2	OVERALL	1- 0	12- 4	10- 2				
7- 3	0- 0	0- 1	HOME	1- 0	6- 2	5- 1				
6- 3	0- 0	0- 1	AWAY	0- 0	6- 2	5- 1				
0- 0	0- 0	0- 0	NEUTRAL	0- 0	0- 0	0- 0				
9- 2	0- 0	0- 1	NON-CONFERENCE	0- 0	9- 1	7- 0				
5- 1	0- 0	0- 0	HOME	0- 0	5- 1	4- 0				
4- 1	0- 0	0- 1	AWAY	0- 0	4- 0	3- 0				
0- 0	0- 0	0- 0	NEUTRAL	0- 0	0- 0	0- 0				
4- 4	0- 0	0- 1	CONFERENCE	1- 0	3- 3	3- 2				
2- 2	0- 0	0- 1	HOME	1- 0	1- 1	1- 1				
2- 2	0- 0	0- 0	AWAY	0- 0	2- 2	2- 1				
0- 0	0- 0	0- 0	NEUTRAL	0- 0	0- 0	0- 0				

RPI 1-25				RPI 26-50				RPI 51-100				RPI 101+ Team's RPI: 149			
RPI	S	Opponent	Score	RPI	S	Opponent	Score	RPI	S	Opponent	Score	RPI	S	Opponent	Score
				39	A	St. John's (NY)	81 92	83	H	Elon	81 75	143	A	Saint Francis (PA)	92 86
				42	H	Drexel	58 65					147	H	Davidson	73 55
												163	A	Northeastern	46 64
												199	H	Norfolk St.	74 80
												216	A	Hofstra	54 65
												227	H	Loyola Maryland	70 49
												228	A	Richmond	78 64
												241	A	Howard	83 71
												244	A	East Carolina	71 65
												252	A	Col. of Charleston	68 54
												252	H	Col. of Charleston	79 66
												271	H	Towson	66 67
												272	H	Fairfield	57 47
												279	A	UNCW	66 53
												304	H	USC Upstate	83 63
												323	H	Old Dominion	75 58

LAST 12 Division I GAMES:															
				252	H	Col. of Charleston	79 66	279	A	UNCW	66 53				
				163	A	Northeastern	46 64	252	A	Col. of Charleston	68 54				
				216	A	Hofstra	54 65	199	H	Norfolk St.	74 80				
				83	H	Elon	81 75	323	H	Old Dominion	75 58				
				271	H	Towson	66 67	304	H	USC Upstate	83 63				
				42	H	Drexel	58 65	143	A	Saint Francis (PA)	92 86				

Non-Div I Games:

William & Mary

Average RPI Win:	0	WON-LOST	WINNING	LAST 10	STRENGTH OF	OPP. STRENGTH	TEAM	ADJ.	CONF.	ADJ CONF.
Average RPI Loss:	200	RECORD	PCT. RANK	GAMES	SCHEDULE	OF SCHEDULE	RPI	RPI	RPI	RPI
DIV. I ONLY	0- 17	346	0- 10	242	314	345	345	29	29	
DIV. I NON-CONF.	0- 10	337	0- 5	243	263	342	342	29	29	

TOTALS	RPI 1-25	RPI 26-50	W-L RECORDS	RPI 51-100	RPI 101-999	RPI 201+				
0- 17	0- 1	0- 0	OVERALL	0- 3	0- 13	0- 10				
0- 7	0- 0	0- 0	HOME	0- 1	0- 6	0- 4				
0- 10	0- 1	0- 0	AWAY	0- 2	0- 7	0- 6				
0- 0	0- 0	0- 0	NEUTRAL	0- 0	0- 0	0- 0				
0- 10	0- 1	0- 0	NON-CONFERENCE	0- 3	0- 6	0- 5				
0- 4	0- 0	0- 0	HOME	0- 1	0- 3	0- 2				
0- 6	0- 1	0- 0	AWAY	0- 2	0- 3	0- 3				
0- 0	0- 0	0- 0	NEUTRAL	0- 0	0- 0	0- 0				
0- 7	0- 0	0- 0	CONFERENCE	0- 0	0- 7	0- 5				
0- 3	0- 0	0- 0	HOME	0- 0	0- 3	0- 2				
0- 4	0- 0	0- 0	AWAY	0- 0	0- 4	0- 3				
0- 0	0- 0	0- 0	NEUTRAL	0- 0	0- 0	0- 0				

RPI 1-25				RPI 26-50				RPI 51-100				RPI 101+ Team's RPI: 345			
RPI	S	Opponent	Score	RPI	S	Opponent	Score	RPI	S	Opponent	Score	RPI	S	Opponent	Score
18	A	Duke	30 101					54	H	Duquesne	54 81	119	H	High Point	58 79
								70	A	Mercer	45 93	132	H	ETSU	63 74
								83	A	El on	37 98	144	A	Li berty	37 63
												204	A	Radford	52 78
												223	A	Akron	43 69
												246	H	UNC Asheville	48 70
												248	H	Campbel l	48 72
												259	A	Presbyteri an	45 78
												288	H	Wofford	68 73
												325	A	Marshall	40 70
												327	H	South Carolina St.	37 65
												328	A	Tennessee Tech	41 70
												332	A	Charleston So.	45 81
LAST 12 Division I GAMES:															
259	A	Presbyteri an	45 78	204	A	Radford	52 78								
246	H	UNC Asheville	48 70	328	A	Tennessee Tech	41 70								
332	A	Charleston So.	45 81	70	A	Mercer	45 93								
119	H	High Point	58 79	18	A	Duke	30 101								
144	A	Li berty	37 63	288	H	Wofford	68 73								
248	H	Campbel l	48 72	132	H	ETSU	63 74								

Non-Div I Games: N. C. Wesleyan 94 50

Winthrop

W
i
s
c
o
n
s
i
n

Wisconsin				Through Games Of Jan. 26, 2018							
Average RPI	Win:	214	WON-LOST	WINNING	LAST 10	STRENGTH OF	OPP. STRENGTH	TEAM	ADJ.	CONF.	ADJ CONF.
Average RPI	Loss:	61	RECORD	PCT. RANK	GAMES	SCHEDULE	OF SCHEDULE	RPI	RPI	RPI	RPI
DIV. I ONLY	8- 14	252	1- 9	81	38	193	193	3	3		
DIV. I NON-CONF.	7- 6	165	1- 2	183	56	156	156	4	4		

TOTALS	RPI 1-25		RPI 26-50		W-L RECORDS		RPI 51-100		RPI 101-999		RPI 201+
8- 14	0- 5		0- 3		OVERALL		0- 5		8- 1		4- 0
6- 6	0- 4		0- 0		HOME		0- 2		6- 0		4- 0
1- 7	0- 1		0- 2		AWAY		0- 3		1- 1		0- 0
1- 1	0- 0		0- 1		NEUTRAL		0- 0		1- 0		0- 0
7- 6	0- 2		0- 1		NON-CONFERENCE		0- 3		7- 0		4- 0
5- 2	0- 1		0- 0		HOME		0- 1		5- 0		4- 0
1- 3	0- 1		0- 0		AWAY		0- 2		1- 0		0- 0
1- 1	0- 0		0- 1		NEUTRAL		0- 0		1- 0		0- 0
1- 8	0- 3		0- 2		CONFERENCE		0- 2		1- 1		0- 0
1- 4	0- 3		0- 0		HOME		0- 1		1- 0		0- 0
0- 4	0- 0		0- 2		AWAY		0- 1		0- 1		0- 0
0- 0	0- 0		0- 0		NEUTRAL		0- 0		0- 0		0- 0

RPI 1-25				RPI 26-50				RPI 51-100				RPI 101+ Team's RPI: 193			
RPI	S	Opponent	Score	RPI	S	Opponent	Score	RPI	S	Opponent	Score	RPI	S	Opponent	Score
17	H	Green Bay	34 67	27	N	Syracuse	74 77	74	A	Indiana	55 69	131	N	Vanderbilt	73 71
19	A	Marquette	65 88	44	A	Minnesota	65 90	80	H	Penn St.	62 69	148	A	Pittsburgh	58 57
21	H	Michigan	57 80	49	A	Purdue	35 57	91	A	Butler	62 69	171	H	Charlotte	80 66
23	H	Iowa	46 56					99	A	George Washington	46 61	184	A	Northwestern	60 69
25	H	Maryland	44 71					100	H	Milwaukee	64 67	184	H	Northwestern	58 46
												208	H	Southern U.	77 74
												212	H	La Salle	71 60
												316	H	UTRGV	82 54
												344	H	Savannah St.	82 24

LAST 12 Division I GAMES:															
74	A	Indiana	55 69	21	H	Michigan	57 80								
184	H	Northwestern	58 46	49	A	Purdue	35 57								
44	A	Minnesota	65 90	23	H	Iowa	46 56								
80	H	Penn St.	62 69	100	H	Milwaukee	64 67								
184	A	Northwestern	60 69	344	H	Savannah St.	82 24								
25	H	Maryland	44 71	91	A	Butler	62 69								

W
i
s
c
o
n
s
i
n

Non-Div I Games:

Wisconsin

Average RPI Win:	230	WON-LOST	WINNING	LAST 10	STRENGTH OF	OPP. STRENGTH	TEAM	ADJ.	CONF.	ADJ CONF.
Average RPI Loss:	72	RECORD	PCT. RANK	GAMES	SCHEDULE	OF SCHEDULE	RPI	RPI	RPI	RPI
DIV. I ONLY	13- 6	73	6- 4	196	150	102	102	11	11	
DIV. I NON-CONF.	7- 3	74	1- 1	245	134	97	97	12	12	

TOTALS	RPI 1-25	RPI 26-50	W-L RECORDS	RPI 51-100	RPI 101-999	RPI 201+				
13- 6	0- 3	0- 0	OVERALL	2- 1	11- 2	8- 0				
6- 2	0- 1	0- 0	HOME	1- 1	5- 0	5- 0				
5- 3	0- 2	0- 0	AWAY	1- 0	4- 1	2- 0				
2- 1	0- 0	0- 0	NEUTRAL	0- 0	2- 1	1- 0				
7- 3	0- 2	0- 0	NON-CONFERENCE	1- 0	6- 1	4- 0				
3- 0	0- 0	0- 0	HOME	0- 0	3- 0	3- 0				
2- 2	0- 2	0- 0	AWAY	1- 0	1- 0	0- 0				
2- 1	0- 0	0- 0	NEUTRAL	0- 0	2- 1	1- 0				
6- 3	0- 1	0- 0	CONFERENCE	1- 1	5- 1	4- 0				
3- 2	0- 1	0- 0	HOME	1- 1	2- 0	2- 0				
3- 1	0- 0	0- 0	AWAY	0- 0	3- 1	2- 0				
0- 0	0- 0	0- 0	NEUTRAL	0- 0	0- 0	0- 0				

RPI 1-25				RPI 26-50				RPI 51-100				RPI 101+ Team's RPI: 102			
RPI	S	Opponent	Score	RPI	S	Opponent	Score	RPI	S	Opponent	Score	RPI	S	Opponent	Score
12	A	Missouri	80 82					69	H	IUPUI	61 64	106	A	Kent St.	72 60
15	A	Georgia	71 87					82	A	Belmont	91 81	123	A	Cleveland St.	70 71
17	H	Green Bay	51 58					100	H	Milwaukee	56 51	164	A	Oakland	77 57
												182	N	Stetson	64 59
												195	N	Providence	69 74
												228	N	Richmond	85 69
												243	H	Youngstown St.	73 50
												270	A	Northern Ky.	68 63
												286	A	Detroit Mercy	88 60
												320	H	Ill. -Chicago	60 50
												328	H	Tennessee Tech	82 59
												339	H	Eastern Ill.	81 46
												341	H	Chicago St.	84 39

LAST 12 Division I GAMES:															
123	A	Cleveland St.	70 71	164	A	Oakland	77 57	100	H	Milwaukee	56 51	17	H	Green Bay	51 58
69	H	IUPUI	61 64	100	H	Milwaukee	56 51	17	H	Green Bay	51 58	15	A	Georgia	71 87
320	H	Ill. -Chicago	60 50	17	H	Green Bay	51 58	15	A	Georgia	71 87	82	A	Belmont	91 81
243	H	Youngstown St.	73 50	15	A	Georgia	71 87	82	A	Belmont	91 81	106	A	Kent St.	72 60
270	A	Northern Ky.	68 63	82	A	Belmont	91 81	106	A	Kent St.	72 60				
286	A	Detroit Mercy	88 60	106	A	Kent St.	72 60								

Non-Div I Games: Northwestern Ohio 106 52 Cincinnati Christian 99 36

Wright St.

Average RPI Win:	175	WON-LOST	WINNING	LAST 10	STRENGTH OF	OPP. STRENGTH	TEAM	ADJ.	CONF.	ADJ CONF.
Average RPI Loss:	138	RECORD	PCT. RANK	GAMES	SCHEDULE	OF SCHEDULE	RPI	RPI	RPI	RPI
DIV. I ONLY	11- 5	70	7- 2	45	215	48	48	16	16	
DIV. I NON-CONF.	5- 4	146	2- 2	46	261	76	76	16	16	

TOTALS	RPI 1-25	RPI 26-50	W-L RECORDS	RPI 51-100	RPI 101-999	RPI 201+				
11- 5	0- 1	0- 0	OVERALL	1- 1	10- 3	2- 2				
6- 0	0- 0	0- 0	HOME	1- 0	5- 0	2- 0				
5- 3	0- 1	0- 0	AWAY	0- 0	5- 2	0- 2				
0- 2	0- 0	0- 0	NEUTRAL	0- 1	0- 1	0- 0				
5- 4	0- 1	0- 0	NON-CONFERENCE	0- 1	5- 2	1- 1				
3- 0	0- 0	0- 0	HOME	0- 0	3- 0	1- 0				
2- 2	0- 1	0- 0	AWAY	0- 0	2- 1	0- 1				
0- 2	0- 0	0- 0	NEUTRAL	0- 1	0- 1	0- 0				
6- 1	0- 0	0- 0	CONFERENCE	1- 0	5- 1	1- 1				
3- 0	0- 0	0- 0	HOME	1- 0	2- 0	1- 0				
3- 1	0- 0	0- 0	AWAY	0- 0	3- 1	0- 1				
0- 0	0- 0	0- 0	NEUTRAL	0- 0	0- 0	0- 0				

RPI 1-25				RPI 26-50				Team's RPI: 48				RPI 51-100				RPI 101+			
RPI	S	Opponent	Score	RPI	S	Opponent	Score	RPI	S	Opponent	Score	RPI	S	Opponent	Score	RPI	S	Opponent	Score
18	A	Duke	40 63									66	H	New Mexico	66 55	107	H	Drake	75 61
												69	N	IUPUI	59 65	145	H	Idaho St.	61 53
																155	N	UNI	40 55
																162	A	Nevada	65 62
																162	H	Nevada	66 60
																173	A	Colorado St.	53 49
																181	A	Idaho	70 64
																188	A	Boise St.	66 51
																200	A	Denver	61 51
																217	A	Montana St.	46 50
																229	A	San Diego St.	62 68
																234	H	Montana	67 62
																302	H	Utah St.	61 44
LAST 12 Division I GAMES:																			
162	A	Nevada	65 62	229	A	San Diego St.	62 68												
302	H	Utah St.	61 44	18	A	Duke	40 63												
173	A	Colorado St.	53 49	181	A	Idaho	70 64												
66	H	New Mexico	66 55	145	H	Idaho St.	61 53												
188	A	Boise St.	66 51	217	A	Montana St.	46 50												
162	H	Nevada	66 60	69	N	IUPUI	59 65												

Non-Div I Games: Colo. Christian 62 33 Adams St. 73 47

Wyoming

Average RPI Win: 213
Average RPI Loss: 59

WON-LOST
RECORD

WINNING
PCT. RANK

LAST 10
GAMES

STRENGTH OF
SCHEDULE

OPP. STRENGTH
OF SCHEDULE

TEAM
RPI

ADJ.
RPI

CONF.
RPI

ADJ CONF.
RPI

DIV. I ONLY	9- 12	216	2- 8	71	70	170	170	6	6
DIV. I NON-CONF.	7- 4	102	1- 1	158	236	137	137	5	5
<hr/>									
TOTALS	RPI 1-25	RPI 26-50	W-L RECORDS	RPI 51-100	RPI 101-999	RPI 201+			
9- 12	0- 2	0- 6	OVERALL	1- 1	8- 3	4- 0			
7- 5	0- 0	0- 3	HOME	0- 1	7- 1	4- 0			
1- 6	0- 1	0- 3	AWAY	1- 0	0- 2	0- 0			
1- 1	0- 1	0- 0	NEUTRAL	0- 0	1- 0	0- 0			
7- 4	0- 1	0- 1	NON-CONFERENCE	0- 0	7- 2	4- 0			
6- 1	0- 0	0- 0	HOME	0- 0	6- 1	4- 0			
0- 2	0- 0	0- 1	AWAY	0- 0	0- 1	0- 0			
1- 1	0- 1	0- 0	NEUTRAL	0- 0	1- 0	0- 0			
2- 8	0- 1	0- 5	CONFERENCE	1- 1	1- 1	0- 0			
1- 4	0- 0	0- 3	HOME	0- 1	1- 0	0- 0			
1- 4	0- 1	0- 2	AWAY	1- 0	0- 1	0- 0			
0- 0	0- 0	0- 0	NEUTRAL	0- 0	0- 0	0- 0			

RPI 1-25				RPI 26-50				RPI 51-100				RPI 101+ Team's RPI: 170			
RPI	S	Opponent	Score	RPI	S	Opponent	Score	RPI	S	Opponent	Score	RPI	S	Opponent	Score
12	N	Missouri	48 74	26	A	Villanova	57 75	91	A	Butler	69 62	109	H	Wake Forest	57 62
19	A	Marquette	67 88	26	H	Villanova	50 89	93	H	Seton Hall	51 62	126	A	Bowling Green	53 63
				30	A	DePaul	48 79					129	A	Georgetown	60 65
				39	H	St. John's (NY)	63 67					139	H	Cincinnati	53 50
				44	A	Minnesota	62 74					161	H	New Hampshire	71 66
				50	H	Creighton	64 71					168	N	Furman	75 62
<hr/>															
LAST 12 Division I GAMES:															
				26	H	Villanova	50 89	39	H	St. John's (NY)	63 67				
				50	H	Creighton	64 71	26	A	Villanova	57 75				
				195	H	Providence	68 59	129	A	Georgetown	60 65				
				19	A	Marquette	67 88	91	A	Butler	69 62				
				30	A	DePaul	48 79	335	H	Florida A&M	70 52				
				93	H	Seton Hall	51 62	12	N	Missouri	48 74				

Non-Div I Games:

Xavier

Yale

Average RPI Win: 219

Average RPI Loss: 120

WON-LOST RECORD

WINNING PCT. RANK

LAST 10 GAMES

STRENGTH OF SCHEDULE

OPP. STRENGTH OF SCHEDULE

TEAM RPI

ADJ. RPI

CONF. RPI

ADJ CONF. RPI

DIV. I ONLY

DIV. I NON-CONF.

8- 8

7- 6

172

165

5- 5

4- 5

113

226

206

220

134

174

134

174

9

9

9

9

TOTALS

RPI 1-25

RPI 26-50

W-L RECORDS

RPI 51-100

RPI 101-999

RPI 201+

8- 8

0- 0

0- 0

OVERALL

2- 4

6- 4

5- 0

3- 3

0- 0

0- 0

HOME

1- 1

2- 2

2- 0

5- 3

0- 0

0- 0

AWAY

1- 2

4- 1

3- 0

0- 2

0- 0

0- 0

NEUTRAL

0- 1

0- 1

0- 0

7- 6

0- 0

0- 0

NON-CONFERENCE

1- 2

6- 4

5- 0

2- 3

0- 0

0- 0

HOME

0- 1

2- 2

2- 0

5- 1

0- 0

0- 0

AWAY

1- 0

4- 1

3- 0

0- 2

0- 0

0- 0

NEUTRAL

0- 1

0- 1

0- 0

1- 2

0- 0

0- 0

CONFERENCE

1- 2

0- 0

0- 0

1- 0

0- 0

0- 0

HOME

1- 0

0- 0

0- 0

0- 2

0- 0

0- 0

AWAY

0- 2

0- 0

0- 0

0- 0

0- 0

0- 0

NEUTRAL

0- 0

0- 0

0- 0

RPI 1-25

RPI 26-50

RPI 51-100

RPI 101+

Team's RPI: 134

RPI S Opponent Score

RPI S Opponent Score

RPI S Opponent Score

RPI S Opponent Score

55 N UC Davis 61 71

63 A TCU 82 72

74 H Indiana 68 72

79 A Harvard 73 97

98 A Brown 71 81

98 H Brown 77 63

125 A Kansas 75 81

140 N Hartford 70 78

176 A Binghamton 73 69

191 H Army West Point 65 82

195 H Providence 51 55

233 A Stony Brook 77 71

250 H LIU Brooklyn 62 51

278 H Colgate 82 56

318 A Central Conn. St. 75 62

337 A Saint Peter's 70 49

LAST 12 Division I GAMES:

79 A Harvard 73 97

98 A Brown 71 81

98 H Brown 77 63

140 N Hartford 70 78

55 N UC Davis 61 71

74 H Indiana 68 72

337 A Saint Peter's 70 49

318 A Central Conn. St. 75 62

233 A Stony Brook 77 71

176 A Binghamton 73 69

195 H Providence 51 55

191 H Army West Point 65 82

Non-Div I Games:

Yale

Loss, Non-Conf, S Site, H Home A Away N Neutral

Page 348

Non-Div I Games:

Yale

Average RPI Win:	271	WON-LOST	WINNING	LAST 10	STRENGTH OF	OPP. STRENGTH	TEAM	ADJ.	CONF.	ADJ CONF.
Average RPI Loss:	119	RECORD	PCT. RANK	GAMES	SCHEDULE	OF SCHEDULE	RPI	RPI	RPI	RPI
DIV. I ONLY	6- 12	261	4- 5	171	177	243	243	11	11	
DIV. I NON-CONF.	2- 7	286	1- 1	254	187	286	286	12	12	
<hr/>										
TOTALS	RPI 1-25	RPI 26-50	W-L RECORDS	RPI 51-100	RPI 101-999	RPI 201+				
6- 12	0- 1	0- 0	OVERALL	0- 3	6- 8	5- 1				
4- 4	0- 0	0- 0	HOME	0- 1	4- 3	4- 0				
2- 8	0- 1	0- 0	AWAY	0- 2	2- 5	1- 1				
0- 0	0- 0	0- 0	NEUTRAL	0- 0	0- 0	0- 0				
2- 7	0- 0	0- 0	NON-CONFERENCE	0- 1	2- 6	2- 1				
1- 2	0- 0	0- 0	HOME	0- 0	1- 2	1- 0				
1- 5	0- 0	0- 0	AWAY	0- 1	1- 4	1- 1				
0- 0	0- 0	0- 0	NEUTRAL	0- 0	0- 0	0- 0				
4- 5	0- 1	0- 0	CONFERENCE	0- 2	4- 2	3- 0				
3- 2	0- 0	0- 0	HOME	0- 1	3- 1	3- 0				
1- 3	0- 1	0- 0	AWAY	0- 1	1- 1	0- 0				
0- 0	0- 0	0- 0	NEUTRAL	0- 0	0- 0	0- 0				

RPI 1-25				RPI 26-50				RPI 51-100				RPI 101+ Team's RPI: 243			
RPI	S	Opponent	Score	RPI	S	Opponent	Score	RPI	S	Opponent	Score	RPI	S	Opponent	Score
17	A	Green Bay	56 65					60	A	American	72 78	102	A	Wright St.	50 73
								69	H	IUPUI	43 65	106	H	Kent St.	44 55
								100	A	Milwaukee	61 62	123	A	Cleveland St.	66 52
												141	A	Robert Morris	52 84
												143	A	Saint Francis (PA)	65 79
												148	A	Pittsburgh	58 66
												157	H	Bucknell	60 66
												164	H	Oakland	48 58
												223	A	Akron	58 75
												270	H	Northern Ky.	54 51
												286	H	Detroit Mercy	76 59
												300	A	Loyola Chicago	73 49
												320	H	Ill.-Chicago	76 63
												326	H	Northern Ariz.	69 67
<hr/>															
LAST 12 Division I GAMES:															
270	H	Northern Ky.	54 51	320	H	Ill.-Chicago	76 63								
123	A	Cleveland St.	66 52	164	H	Oakland	48 58								
102	A	Wright St.	50 73	286	H	Detroit Mercy	76 59								
100	A	Milwaukee	61 62	326	H	Northern Ariz.	69 67								
17	A	Green Bay	56 65	143	A	Saint Francis (PA)	65 79								
69	H	IUPUI	43 65	223	A	Akron	58 75								

Non-Div I Games: Ohio Valley 86 59 Penn St.-Beaver 97 40

Youngstown St.