

Duke

Average RPI Win: 75

Average RPI Loss: 3

WON-LOST RECORD

WINNING PCT. RANK

LAST 10 GAMES

STRENGTH OF SCHEDULE

OPP. STRENGTH OF SCHEDULE

TEAM RPI

ADJ. RPI

CONF. RPI

ADJ CONF. RPI

DIV. I ONLY

DIV. I NON-CONF.

20- 1

13- 1

3

8

10- 0

4- 1

5

4

1

6

1

3

1

3

2

4

2

4

TOTALS

RPI 1-25

RPI 26-50

W-L RECORDS

RPI 51-100

RPI 101-150

RPI 150+

20- 1

5- 1

4- 0

OVERALL

5- 0

3- 0

3- 0

9- 1

2- 1

0- 0

HOME

3- 0

2- 0

2- 0

8- 0

3- 0

3- 0

AWAY

1- 0

1- 0

0- 0

3- 0

0- 0

1- 0

NEUTRAL

1- 0

0- 0

1- 0

13- 1

4- 1

2- 0

NON-CONFERENCE

3- 0

1- 0

3- 0

6- 1

2- 1

0- 0

HOME

1- 0

1- 0

2- 0

4- 0

2- 0

1- 0

AWAY

1- 0

0- 0

0- 0

3- 0

0- 0

1- 0

NEUTRAL

1- 0

0- 0

1- 0

7- 0

1- 0

2- 0

CONFERENCE

2- 0

2- 0

0- 0

3- 0

0- 0

0- 0

HOME

2- 0

1- 0

0- 0

4- 0

1- 0

2- 0

AWAY

0- 0

1- 0

0- 0

0- 0

0- 0

0- 0

NEUTRAL

0- 0

0- 0

0- 0

RPI 1-25

Team's RPI: 1

RPI 26-50

RPI 51-100

RPI 101+

RPI S Opponent Score

3 H UConn 61 83

9 H Purdue 99 78

12 H Vanderbilt 88 69

15 A Syracuse 86 53

20 A Kentucky 69 61

22 A California 70 58

RPI S Opponent Score

28 A Florida St. 85 77

40 A Georgia Tech 64 47

42 A Oklahoma 94 85

44 N Central Mich. 97 64

RPI S Opponent Score

52 H Virginia 90 55

82 H Boston College 78 57

92 H Alabama 92 57

94 N Kansas 73 40

97 A Marquette 78 61

RPI S Opponent Score

101 H Albany (NY) 80 51

118 H Pittsburgh 111 67

133 A Virginia Tech 74 70

151 H USC Upstate 123 40

168 H Old Dominion 87 63

176 N Xavier 81 54

LAST 12 Division I GAMES:

118 H Pittsburgh 111 67

28 A Florida St. 85 77

133 A Virginia Tech 74 70

52 H Virginia 90 55

82 H Boston College 78 57

15 A Syracuse 86 53

40 A Georgia Tech 64 47

168 H Old Dominion 87 63

20 A Kentucky 69 61

101 H Albany (NY) 80 51

3 H UConn 61 83

42 A Oklahoma 94 85

Non-Div I Games:

Duke

Loss, Non-Conf, S Site, H Home A Away N Neutral

Page 1

Average RPI Win:	84	WON-LOST	WINNING	LAST 10	STRENGTH OF	OPP. STRENGTH	TEAM	ADJ.	CONF.	ADJ CONF.
Average RPI Loss:	3	RECORD	PCT. RANK	GAMES	SCHEDULE	OF SCHEDULE	RPI	RPI	RPI	RPI
DIV. I ONLY	18- 1	5	10- 0	9	2	2	2	4	4	
DIV. I NON-CONF.	11- 1	18	5- 0	3	3	2	2	1	1	
TOTALS	RPI 1-25	RPI 26-50	W-L RECORDS	RPI 51-100	RPI 101-150	RPI 150+				
18- 1	5- 1	2- 0	OVERALL	5- 0	3- 0	3- 0				
8- 0	2- 0	1- 0	HOME	2- 0	2- 0	1- 0				
7- 1	2- 1	0- 0	AWAY	2- 0	1- 0	2- 0				
3- 0	1- 0	1- 0	NEUTRAL	1- 0	0- 0	0- 0				
11- 1	4- 1	1- 0	NON-CONFERENCE	2- 0	3- 0	1- 0				
5- 0	2- 0	0- 0	HOME	0- 0	2- 0	1- 0				
3- 1	1- 1	0- 0	AWAY	1- 0	1- 0	0- 0				
3- 0	1- 0	1- 0	NEUTRAL	1- 0	0- 0	0- 0				
7- 0	1- 0	1- 0	CONFERENCE	3- 0	0- 0	2- 0				
3- 0	0- 0	1- 0	HOME	2- 0	0- 0	0- 0				
4- 0	1- 0	0- 0	AWAY	1- 0	0- 0	2- 0				
0- 0	0- 0	0- 0	NEUTRAL	0- 0	0- 0	0- 0				

RPI	S	Opponent	Score	RPI	S	Opponent	Score	RPI	S	Opponent	Score	RPI	S	Opponent	Score
3	A	UConn	57 76	36	H	Oregon St.	89 67	51	H	UCLA	72 55	104	H	Cal Poly	86 51
6	H	Tennessee	76 70	47	N	South Dakota St.	80 60	55	A	Colorado	87 77	132	A	Fresno St.	86 54
9	N	Purdue	86 69					72	H	Oregon	96 66	147	H	UC Davis	66 48
11	A	Arizona St.	80 56					79	N	FGCU	83 59	154	A	Utah	87 61
14	H	Gonzaga	73 45					82	A	Boston College	83 71	246	H	New Mexico	75 41
23	A	Texas	63 54									249	A	Arizona	96 52
LAST 12 Division I GAMES:															
51	H	UCLA	72 55	72	H	Oregon	96 66	132	A	Fresno St.	86 54	6	H	Tennessee	76 70
11	A	Arizona St.	80 56	249	A	Arizona	96 52	246	H	New Mexico	75 41	14	H	Gonzaga	73 45
55	A	Colorado	87 77	154	A	Utah	87 61	47	N	South Dakota St.	80 60				
36	H	Oregon St.	89 67												

Non-Div I Games:

Stanford

■ Loss, 
 ■ Non-Conf, S Site, 
 ■ Home 
 ■ Away 
 N Neutral

Average RPI Win:	100	WON-LOST	WINNING	LAST 10	STRENGTH OF	OPP. STRENGTH	TEAM	ADJ.	CONF.	ADJ CONF.
Average RPI Loss:	0	RECORD	PCT. RANK	GAMES	SCHEDULE	OF SCHEDULE	RPI	RPI	RPI	RPI
DIV. I ONLY	21- 0	1	10- 0	19	6	3	3	6	6	
DIV. I NON-CONF.	13- 0	1	4- 0	8	7	1	1	6	6	
TOTALS	RPI 1-25		RPI 26-50	W-L RECORDS	RPI 51-100	RPI 101-150		RPI 150+		
21- 0	6- 0		2- 0	OVERALL	4- 0	4- 0		5- 0		
12- 0	1- 0		0- 0	HOME	4- 0	3- 0		4- 0		
7- 0	4- 0		1- 0	AWAY	0- 0	1- 0		1- 0		
2- 0	1- 0		1- 0	NEUTRAL	0- 0	0- 0		0- 0		
13- 0	6- 0		1- 0	NON-CONFERENCE	2- 0	1- 0		3- 0		
7- 0	1- 0		0- 0	HOME	2- 0	1- 0		3- 0		
4- 0	4- 0		0- 0	AWAY	0- 0	0- 0		0- 0		
2- 0	1- 0		1- 0	NEUTRAL	0- 0	0- 0		0- 0		
8- 0	0- 0		1- 0	CONFERENCE	2- 0	3- 0		2- 0		
5- 0	0- 0		0- 0	HOME	2- 0	2- 0		1- 0		
3- 0	0- 0		1- 0	AWAY	0- 0	1- 0		1- 0		
0- 0	0- 0		0- 0	NEUTRAL	0- 0	0- 0		0- 0		

RPI 1-25				RPI 26-50				RPI 51-100				RPI 101+			
RPI	S	Opponent	Score	RPI	S	Opponent	Score	RPI	S	Opponent	Score	RPI	S	Opponent	Score
1	A	Duke	83 61	32	N	Ohio St.	70 49	54	H	Temple	80 36	106	H	Cincinnati	67 34
2	H	Stanford	76 57	48	A	Rutgers	94 64	72	H	Oregon	114 68	131	A	Memphis	90 49
17	A	Penn St.	71 52					75	H	St. Bonaventure	88 39	131	H	Memphis	83 49
21	A	Maryland	72 55					80	H	South Fla.	81 53	147	H	UC Davis	97 37
22	N	California	80 47									152	A	UCF	77 49
25	A	Baylor	66 55									197	H	Boston U.	96 38
												216	H	Hartford	89 34
												252	H	Houston	90 40
												317	H	Monmouth	100 46
LAST 12 Division I GAMES:															
80	H	South Fla.	81 53	131	A	Memphis	90 49								
131	H	Memphis	83 49	152	A	UCF	77 49								
48	A	Rutgers	94 64	106	H	Cincinnati	67 34								
25	A	Baylor	66 55	22	N	California	80 47								
54	H	Temple	80 36	1	A	Duke	83 61								
252	H	Houston	90 40	147	H	UC Davis	97 37								

Non-Div I Games:

UConn

■ Loss, 
 ■ Non-Conf, S Site, 
 ■ Home 
 ■ Away 
 N Neutral

Average RPI Win:	89	WON-LOST	WINNING	LAST 10	STRENGTH OF	OPP. STRENGTH	TEAM	ADJ.	CONF.	ADJ CONF.
Average RPI Loss:	0	RECORD	PCT. RANK	GAMES	SCHEDULE	OF SCHEDULE	RPI	RPI	RPI	RPI
DIV. I ONLY	18- 0	1	10- 0	37	3	4	4	2	2	
DIV. I NON-CONF.	13- 0	1	7- 0	23	2	4	4	4	4	
TOTALS	RPI 1-25	RPI 26-50	W-L RECORDS	RPI 51-100	RPI 101-150	RPI 150+				
18- 0	2- 0	5- 0	OVERALL	7- 0	1- 0	3- 0				
10- 0	0- 0	4- 0	HOME	3- 0	0- 0	3- 0				
7- 0	2- 0	1- 0	AWAY	3- 0	1- 0	0- 0				
1- 0	0- 0	0- 0	NEUTRAL	1- 0	0- 0	0- 0				
13- 0	2- 0	5- 0	NON-CONFERENCE	4- 0	0- 0	2- 0				
7- 0	0- 0	4- 0	HOME	1- 0	0- 0	2- 0				
5- 0	2- 0	1- 0	AWAY	2- 0	0- 0	0- 0				
1- 0	0- 0	0- 0	NEUTRAL	1- 0	0- 0	0- 0				
5- 0	0- 0	0- 0	CONFERENCE	3- 0	1- 0	1- 0				
3- 0	0- 0	0- 0	HOME	2- 0	0- 0	1- 0				
2- 0	0- 0	0- 0	AWAY	1- 0	1- 0	0- 0				
0- 0	0- 0	0- 0	NEUTRAL	0- 0	0- 0	0- 0				

RPI	S	Opponent	Score	RPI	S	Opponent	Score	RPI	S	Opponent	Score	RPI	S	Opponent	Score
6	A	Tennessee	86 70	36	A	Oregon St.	70 58	51	H	UCLA	90 48	118	A	Pittsburgh	109 66
17	A	Penn St.	77 67	44	H	Central Mich.	106 72	52	A	Virginia	79 72	166	H	Clemson	71 51
				46	H	DePaul	92 76	65	A	Penn	76 54	276	H	UNC Wilmington	99 50
				47	H	South Dakota St.	94 51	66	N	Duquesne	100 61	315	H	Valparaiso	96 46
				49	H	Michigan St.	81 62	67	A	Michigan	86 64				
								82	H	Boston College	95 53				
								96	H	Miami (FL)	79 52				
LAST 12 Division I GAMES:															
				96	H	Miami (FL)	79 52	47	H	South Dakota St.	94 51				
				6	A	Tennessee	86 70	36	A	Oregon St.	70 58				
				118	A	Pittsburgh	109 66	44	H	Central Mich.	106 72				
				52	A	Virginia	79 72	67	A	Michigan	86 64				
				82	H	Boston College	95 53	51	H	UCLA	90 48				
				166	H	Clemson	71 51	17	A	Penn St.	77 67				

Non-Div I Games:

Notre Dame

Average RPI Win:	113	WON-LOST	WINNING	LAST 10	STRENGTH OF	OPP. STRENGTH	TEAM	ADJ.	CONF.	ADJ CONF.
Average RPI Loss:	14	RECORD	PCT. RANK	GAMES	SCHEDULE	OF SCHEDULE	RPI	RPI	RPI	RPI
DIV. I ONLY	16- 4	27	7- 3	2	60	5	5	1	1	
DIV. I NON-CONF.	11- 2	31	4- 1	5	118	6	6	2	2	
TOTALS	RPI 1-25	RPI 26-50	W-L RECORDS	RPI 51-100	RPI 101-150	RPI 150+				
16- 4	2- 4	1- 0	OVERALL	6- 0	3- 0	4- 0				
8- 1	1- 1	0- 0	HOME	4- 0	1- 0	2- 0				
6- 3	1- 3	0- 0	AWAY	1- 0	2- 0	2- 0				
2- 0	0- 0	1- 0	NEUTRAL	1- 0	0- 0	0- 0				
11- 2	1- 2	1- 0	NON-CONFERENCE	4- 0	1- 0	4- 0				
6- 0	1- 0	0- 0	HOME	2- 0	1- 0	2- 0				
3- 2	0- 2	0- 0	AWAY	1- 0	0- 0	2- 0				
2- 0	0- 0	1- 0	NEUTRAL	1- 0	0- 0	0- 0				
5- 2	1- 2	0- 0	CONFERENCE	2- 0	2- 0	0- 0				
2- 1	0- 1	0- 0	HOME	2- 0	0- 0	0- 0				
3- 1	1- 1	0- 0	AWAY	0- 0	2- 0	0- 0				
0- 0	0- 0	0- 0	NEUTRAL	0- 0	0- 0	0- 0				

RPI	S	Opponent	Score	RPI	S	Opponent	Score	RPI	S	Opponent	Score	RPI	S	Opponent	Score
6	A	Tennessee	80 77	48	N	Rutgers	69 65	67	N	Michigan	64 62	105	H	Indiana St.	83 66
7	A	Louisville	67 88					69	H	Auburn	71 60	120	A	Missouri	87 68
10	H	Saint Joseph's	80 64					74	H	Florida	82 68	137	A	Ole Miss	66 56
12	A	Vanderbilt	70 79					79	H	FGCU	69 46	178	A	UALR	58 51
16	A	North Carolina St.	79 89					98	H	Hampton	73 54	208	A	Louisiana Tech	81 69
19	H	Texas A&M	48 52					99	A	Tulane	63 35	213	H	Stephen F. Austin	86 58
												296	H	Jackson St.	72 45
LAST 12 Division I GAMES:															
137	A	Ole Miss	66 56	99	A	Tulane	63 35								
69	H	Auburn	71 60	6	A	Tennessee	80 77								
12	A	Vanderbilt	70 79	296	H	Jackson St.	72 45								
120	A	Missouri	87 68	16	A	North Carolina St.	79 89								
74	H	Florida	82 68	79	H	FGCU	69 46								
19	H	Texas A&M	48 52	178	A	UALR	58 51								

Non-Div I Games:

LSU

■ Loss, 
 ■ Non-Conf, 
 ■ S Site, 
 ■ Home 
 ■ A Away 
 N Neutral

## Tennessee

Through Games Of Jan. 26, 2014

Average RPI Win:	112	WON-LOST	WINNING	LAST 10	STRENGTH OF	OPP. STRENGTH	TEAM	ADJ.	CONF.	ADJ CONF.
Average RPI Loss:	6	RECORD	PCT. RANK	GAMES	SCHEDULE	OF SCHEDULE	RPI	RPI	RPI	RPI
DIV. I ONLY	16- 4	27	6- 4	3	19	6	6	1	1	
DIV. I NON-CONF.	11- 2	31	3- 2	11	28	10	10	2	2	
TOTALS	RPI 1-25	RPI 26-50	W-L RECORDS	RPI 51-100	RPI 101-150	RPI 150+				
16- 4	3- 4	2- 0	OVERALL	6- 0	1- 0	4- 0				
9- 2	1- 2	1- 0	HOME	2- 0	1- 0	4- 0				
5- 2	2- 2	1- 0	AWAY	2- 0	0- 0	0- 0				
2- 0	0- 0	0- 0	NEUTRAL	2- 0	0- 0	0- 0				
11- 2	2- 2	2- 0	NON-CONFERENCE	3- 0	0- 0	4- 0				
7- 1	1- 1	1- 0	HOME	1- 0	0- 0	4- 0				
2- 1	1- 1	1- 0	AWAY	0- 0	0- 0	0- 0				
2- 0	0- 0	0- 0	NEUTRAL	2- 0	0- 0	0- 0				
5- 2	1- 2	0- 0	CONFERENCE	3- 0	1- 0	0- 0				
2- 1	0- 1	0- 0	HOME	1- 0	1- 0	0- 0				
3- 1	1- 1	0- 0	AWAY	2- 0	0- 0	0- 0				
0- 0	0- 0	0- 0	NEUTRAL	0- 0	0- 0	0- 0				

RPI	S	Opponent	Score	RPI	S	Opponent	Score	RPI	S	Opponent	Score	RPI	S	Opponent	Score
2	A	Stanford	70 76	30	A	Middle Tenn.	67 57	52	N	Virginia	76 67	137	H	Ole Miss	94 70
4	H	Notre Dame	70 86	40	H	Georgia Tech	87 76	56	H	Chattanooga	80 56	215	H	Oakland	84 50
5	H	LSU	77 80					59	A	Georgia	85 70	285	H	Troy	103 64
12	A	Vanderbilt	63 74					71	N	SMU	87 47	307	H	Tennessee St.	94 43
18	A	North Carolina	81 65					74	H	Florida	89 69	318	H	Lipscomb	110 42
19	A	Texas A&M	76 55					88	A	Mississippi St.	67 63				
23	H	Texas	75 61												
LAST 12 Division I GAMES:															
19	A	Texas A&M	76 55	59	A	Georgia	85 70								
74	H	Florida	89 69	5	H	LSU	77 80								
4	H	Notre Dame	70 86	318	H	Lipscomb	110 42								
88	A	Mississippi St.	67 63	2	A	Stanford	70 76								
12	A	Vanderbilt	63 74	307	H	Tennessee St.	94 43								
137	H	Ole Miss	94 70	285	H	Troy	103 64								

Non-Div I Games:

Tennessee

■ Loss, 
 ■ Non-Conf, S Site, 
 ■ Home 
 ■ Away 
 N Neutral

## Louisville

Through Games Of Jan. 26, 2014

Average RPI Win:	112	WON-LOST	WINNING	LAST 10	STRENGTH OF	OPP. STRENGTH	TEAM	ADJ.	CONF.	ADJ CONF.
Average RPI Loss:	20	RECORD	PCT. RANK	GAMES	SCHEDULE	OF SCHEDULE	RPI	RPI	RPI	RPI
DIV. I ONLY	20- 1	3	10- 0	52	12	7	7	6	6	
DIV. I NON-CONF.	12- 1	11	4- 0	28	11	7	7	6	6	
TOTALS	RPI 1-25	RPI 26-50	W-L RECORDS	RPI 51-100	RPI 101-150	RPI 150+				
20- 1	1- 1	2- 0	OVERALL	6- 0	5- 0	6- 0				
13- 0	1- 0	1- 0	HOME	3- 0	3- 0	5- 0				
7- 1	0- 1	1- 0	AWAY	3- 0	2- 0	1- 0				
0- 0	0- 0	0- 0	NEUTRAL	0- 0	0- 0	0- 0				
12- 1	1- 1	2- 0	NON-CONFERENCE	2- 0	3- 0	4- 0				
9- 0	1- 0	1- 0	HOME	2- 0	1- 0	4- 0				
3- 1	0- 1	1- 0	AWAY	0- 0	2- 0	0- 0				
0- 0	0- 0	0- 0	NEUTRAL	0- 0	0- 0	0- 0				
8- 0	0- 0	0- 0	CONFERENCE	4- 0	2- 0	2- 0				
4- 0	0- 0	0- 0	HOME	1- 0	2- 0	1- 0				
4- 0	0- 0	0- 0	AWAY	3- 0	0- 0	1- 0				
0- 0	0- 0	0- 0	NEUTRAL	0- 0	0- 0	0- 0				

RPI	S	Opponent	Score	RPI	S	Opponent	Score	RPI	S	Opponent	Score	RPI	S	Opponent	Score
5	H	LSU	88 67	28	H	Florida St.	69 59	54	A	Temple	77 68	106	H	Cincinnati	64 45
20	A	Kentucky	64 69	42	A	Oklahoma	97 92	55	H	Colorado	69 62	110	H	Wright St.	99 40
								71	A	SMU	81 66	119	A	Western Ky.	74 61
								71	H	SMU	71 51	131	H	Memphis	88 61
								76	H	Quinnipiac	100 82	142	A	Ball St.	105 67
								80	A	South Fla.	62 54	152	H	UCF	75 56
												155	H	Missouri St.	91 49
												165	H	Ohio	90 33
												205	H	Loyola Chicago	101 54
												230	H	Austin Peay	108 53
												252	A	Houston	93 52
LAST 12 Division I GAMES:															
131	H	Memphis	88 61	54	A	Temple	77 68								
252	A	Houston	93 52	71	H	SMU	71 51								
71	A	SMU	81 66	55	H	Colorado	69 62								
152	H	UCF	75 56	142	A	Ball St.	105 67								
80	A	South Fla.	62 54	230	H	Austin Peay	108 53								
106	H	Cincinnati	64 45	110	H	Wright St.	99 40								

Non-Div I Games:

Louisville

■ Loss, 
 ■ Non-Conf, S Site, 
 ■ Home 
 ■ Away 
 N Neutral

# South Carolina

Through Games Of Jan. 26, 2014

Average RPI Win:	128	WON-LOST	WINNING	LAST 10	STRENGTH OF	OPP. STRENGTH	TEAM	ADJ.	CONF.	ADJ CONF.
Average RPI Loss:	19	RECORD	PCT. RANK	GAMES	SCHEDULE	OF SCHEDULE	RPI	RPI	RPI	RPI
DIV. I ONLY	18- 2	6	9- 1	21	52	8	8	1	1	
DIV. I NON-CONF.	12- 1	11	4- 1	99	147	19	19	2	2	
TOTALS	RPI 1-25	RPI 26-50	W-L RECORDS	RPI 51-100	RPI 101-150	RPI 150+				
18- 2	3- 2	1- 0	OVERALL	3- 0	4- 0	7- 0				
11- 0	2- 0	0- 0	HOME	1- 0	3- 0	5- 0				
7- 1	1- 1	1- 0	AWAY	2- 0	1- 0	2- 0				
0- 1	0- 1	0- 0	NEUTRAL	0- 0	0- 0	0- 0				
12- 1	0- 1	1- 0	NON-CONFERENCE	0- 0	4- 0	7- 0				
8- 0	0- 0	0- 0	HOME	0- 0	3- 0	5- 0				
4- 0	0- 0	1- 0	AWAY	0- 0	1- 0	2- 0				
0- 1	0- 1	0- 0	NEUTRAL	0- 0	0- 0	0- 0				
6- 1	3- 1	0- 0	CONFERENCE	3- 0	0- 0	0- 0				
3- 0	2- 0	0- 0	HOME	1- 0	0- 0	0- 0				
3- 1	1- 1	0- 0	AWAY	2- 0	0- 0	0- 0				
0- 0	0- 0	0- 0	NEUTRAL	0- 0	0- 0	0- 0				

RPI	S	Opponent	Score	RPI	S	Opponent	Score	RPI	S	Opponent	Score	RPI	S	Opponent	Score
12	A	Vanderbilt	61 57	31	A	Southern California	70 50	58	A	Arkansas	55 51	107	H	Seton Hall	88 67
12	H	Vanderbilt	76 66					69	A	Auburn	72 66	114	A	Charlotte	76 61
18	N	North Carolina	66 74					92	H	Alabama	77 51	122	H	Winthrop	69 61
19	A	Texas A&M	65 67									134	H	Col. of Charleston	81 54
20	H	Kentucky	68 59									163	H	Savannah St.	82 40
												166	A	Clemson	68 43
												170	A	San Diego St.	88 54
												208	H	Louisiana Tech	68 45
												222	H	N.C. Central	79 27
												280	H	Charleston So.	99 29
												331	H	South Carolina St.	70 26
LAST 12 Division I GAMES:															
12	A	Vanderbilt	61 57	58	A	Arkansas	55 51								
92	H	Alabama	77 51	163	H	Savannah St.	82 40								
19	A	Texas A&M	65 67	331	H	South Carolina St.	70 26								
69	A	Auburn	72 66	122	H	Winthrop	69 61								
20	H	Kentucky	68 59	18	N	North Carolina	66 74								
12	H	Vanderbilt	76 66	114	A	Charlotte	76 61								

Non-Div I Games:

South Carolina

Loss, Non-Conf, S Site, H Home A Away N Neutral



Average RPI Win:	103	WON-LOST	WINNING	LAST 10	STRENGTH OF	OPP. STRENGTH	TEAM	ADJ.	CONF.	ADJ CONF.
Average RPI Loss:	33	RECORD	PCT. RANK	GAMES	SCHEDULE	OF SCHEDULE	RPI	RPI	RPI	RPI
DIV. I ONLY	14- 5	53	7- 3	4	16	9	9	3	3	
DIV. I NON-CONF.	10- 2	38	5- 0	12	23	8	8	3	3	
TOTALS	RPI 1-25	RPI 26-50	W-L RECORDS	RPI 51-100	RPI 101-150	RPI 150+				
14- 5	1- 2	3- 1	OVERALL	4- 2	3- 0	3- 0				
7- 1	0- 0	3- 0	HOME	1- 1	1- 0	2- 0				
6- 3	1- 1	0- 1	AWAY	2- 1	2- 0	1- 0				
1- 1	0- 1	0- 0	NEUTRAL	1- 0	0- 0	0- 0				
10- 2	0- 2	2- 0	NON-CONFERENCE	2- 0	3- 0	3- 0				
5- 0	0- 0	2- 0	HOME	0- 0	1- 0	2- 0				
4- 1	0- 1	0- 0	AWAY	1- 0	2- 0	1- 0				
1- 1	0- 1	0- 0	NEUTRAL	1- 0	0- 0	0- 0				
4- 3	1- 0	1- 1	CONFERENCE	2- 2	0- 0	0- 0				
2- 1	0- 0	1- 0	HOME	1- 1	0- 0	0- 0				
2- 2	1- 0	0- 1	AWAY	1- 1	0- 0	0- 0				
0- 0	0- 0	0- 0	NEUTRAL	0- 0	0- 0	0- 0				

RPI 1-25				RPI 26-50				RPI 51-100				RPI 101+			
RPI	S	Opponent	Score	RPI	S	Opponent	Score	RPI	S	Opponent	Score	RPI	S	Opponent	Score
1	A	Duke	78 99	32	A	Ohio St.	78 89	61	A	Northwestern	68 71	102	A	Green Bay	49 45
2	N	Stanford	69 86	34	H	Indiana	86 53	61	H	Northwestern	90 65	113	A	IUPUI	76 56
17	A	Penn St.	84 74	41	H	Bowling Green	57 48	67	H	Michigan	49 65	142	H	Ball St.	63 57
				44	H	Central Mich.	109 97	78	A	Nebraska	77 75	190	H	IPFW	91 70
								86	N	TCU	75 68	193	A	Toledo	81 79
								94	A	Kansas	71 68	242	H	Belmont	76 46
LAST 12 Division I GAMES:															
61	H	Northwestern	90 65	32	A	Ohio St.	78 89	44	H	Central Mich.	109 97	41	H	Bowling Green	57 48
78	A	Nebraska	77 75	41	H	Bowling Green	57 48	102	A	Green Bay	49 45	94	A	Kansas	71 68
34	H	Indiana	86 53	102	A	Green Bay	49 45	94	A	Kansas	71 68	190	H	IPFW	91 70
67	H	Michigan	49 65	190	H	IPFW	91 70								
17	A	Penn St.	84 74												
61	A	Northwestern	68 71												

Non-Div I Games:

Purdue

■ Loss, 
 ■ Non-Conf, S Site, 
 ■ Home 
 ■ Away 
 N Neutral

## Saint Joseph's

Through Games Of Jan. 26, 2014

Average RPI Win: 108		WON-LOST	WINNING	LAST 10	STRENGTH OF	OPP. STRENGTH	TEAM	ADJ.	CONF.	ADJ CONF.
Average RPI Loss: 62		RECORD	PCT. RANK	GAMES	SCHEDULE	OF SCHEDULE	RPI	RPI	RPI	RPI
DIV. I ONLY		16- 4	27	7- 3	11	50	10	10	9	9
DIV. I NON-CONF.		11- 2	31	4- 1	10	9	5	5	9	9
TOTALS		RPI 1-25	RPI 26-50		W-L RECORDS		RPI 51-100	RPI 101-150		RPI 150+
16- 4		0- 2	3- 0		OVERALL		6- 0	4- 2		3- 0
7- 1		0- 0	1- 0		HOME		2- 0	2- 1		2- 0
9- 3		0- 2	2- 0		AWAY		4- 0	2- 1		1- 0
0- 0		0- 0	0- 0		NEUTRAL		0- 0	0- 0		0- 0
11- 2		0- 2	2- 0		NON-CONFERENCE		6- 0	2- 0		1- 0
5- 0		0- 0	0- 0		HOME		2- 0	2- 0		1- 0
6- 2		0- 2	2- 0		AWAY		4- 0	0- 0		0- 0
0- 0		0- 0	0- 0		NEUTRAL		0- 0	0- 0		0- 0
5- 2		0- 0	1- 0		CONFERENCE		0- 0	2- 2		2- 0
2- 1		0- 0	1- 0		HOME		0- 0	0- 1		1- 0
3- 1		0- 0	0- 0		AWAY		0- 0	2- 1		1- 0
0- 0		0- 0	0- 0		NEUTRAL		0- 0	0- 0		0- 0

RPI	S	Opponent	Score	RPI	S	Opponent	Score	RPI	S	Opponent	Score	RPI	S	Opponent	Score
5	A	LSU	64 80	27	H	Dayton	75 63	54	A	Temple	73 53	109	A	George Washington	75 69
15	A	Syracuse	62 64	38	A	Villanova	63 60	63	A	Wichita St.	81 73	109	H	George Washington	67 74
				43	A	Princeton	74 65	65	H	Penn	60 52	117	A	VCU	69 73
								76	A	Quinnipiac	84 69	140	H	Hofstra	73 60
								79	A	FGCU	76 64	141	A	Richmond	85 80
								81	H	Drexel	70 52	143	H	Liberty	77 65
												158	A	La Salle	64 52
												183	H	Mt. St. Mary's	85 57
												328	H	Rhode Island	72 35
LAST 12 Division I GAMES:															
27	H	Dayton	75 63	109	H	George Washington	67 74	141	A	Richmond	85 80	79	A	FGCU	76 64
109	A	George Washington	75 69	15	A	Syracuse	62 64	140	H	Hofstra	73 60	38	A	Villanova	63 60
158	A	La Salle	64 52	65	H	Penn	60 52								
65	H	Penn	60 52	117	A	VCU	69 73								
117	A	VCU	69 73	328	H	Rhode Island	72 35								

Non-Div I Games:

Saint Joseph's

■ Loss, 
 ■ Non-Conf, 
 ■ S Site, 
 ■ H Home 
 ■ A Away 
 N Neutral

Average RPI Win:	109	WON-LOST	WINNING	LAST 10	STRENGTH OF	OPP. STRENGTH	TEAM	ADJ.	CONF.	ADJ CONF.
Average RPI Loss:	33	RECORD	PCT. RANK	GAMES	SCHEDULE	OF SCHEDULE	RPI	RPI	RPI	RPI
DIV. I ONLY	17- 3	14	8- 2	26	10	11	11	4	4	
DIV. I NON-CONF.	11- 1	18	4- 0	50	21	9	9	1	1	
TOTALS	RPI 1-25	RPI 26-50	W-L RECORDS	RPI 51-100	RPI 101-150	RPI 150+				
17- 3	3- 1	1- 1	OVERALL	4- 1	3- 0	6- 0				
9- 1	2- 1	1- 0	HOME	3- 0	0- 0	3- 0				
5- 2	0- 0	0- 1	AWAY	1- 1	1- 0	3- 0				
3- 0	1- 0	0- 0	NEUTRAL	0- 0	2- 0	0- 0				
11- 1	2- 0	0- 1	NON-CONFERENCE	2- 0	2- 0	5- 0				
6- 0	1- 0	0- 0	HOME	2- 0	0- 0	3- 0				
2- 1	0- 0	0- 1	AWAY	0- 0	0- 0	2- 0				
3- 0	1- 0	0- 0	NEUTRAL	0- 0	2- 0	0- 0				
6- 2	1- 1	1- 0	CONFERENCE	2- 1	1- 0	1- 0				
3- 1	1- 1	1- 0	HOME	1- 0	0- 0	0- 0				
3- 1	0- 0	0- 0	AWAY	1- 1	1- 0	1- 0				
0- 0	0- 0	0- 0	NEUTRAL	0- 0	0- 0	0- 0				

RPI 1-25				Team's RPI: 11	RPI 26-50				RPI 51-100				RPI 101+						
RPI	S	Opponent	Score		RPI	S	Opponent	Score	RPI	S	Opponent	Score	RPI	S	Opponent	Score			
2	H	Stanford	56	80	26	A	San Diego	53	61	51	H	UCLA	59	57	123	N	Arkansas St.	69	66
15	H	Syracuse	63	60	31	H	Southern California	94	86	55	A	Colorado	68	66	126	N	Illinois	84	60
18	N	North Carolina	94	81						70	A	Washington St.	78	85	128	A	Washington	78	60
22	H	California	68	59						84	H	Hawaii	84	44	154	A	Utah	65	62
										96	H	Miami (FL)	75	73	157	H	Long Beach St.	74	67
															171	H	Sacred Heart	81	49
															198	H	Providence	86	65
															211	A	Texas Tech	85	77
															218	A	Cal St. Fullerton	81	55
LAST 12 Division I GAMES:																			
55	A	Colorado	68	66	128	A	Washington	78	60										
154	A	Utah	65	62	70	A	Washington St.	78	85										
2	H	Stanford	56	80	15	H	Syracuse	63	60										
22	H	California	68	59	96	H	Miami (FL)	75	73										
51	H	UCLA	59	57	218	A	Cal St. Fullerton	81	55										
31	H	Southern California	94	86	157	H	Long Beach St.	74	67										

Non-Div I Games:

Arizona St.

■ Loss, 
 ■ Non-Conf, 
 ■ S Site, 
 ■ H Home 
 ■ A Away 
 N Neutral

Vanderbilt

Through Games Of Jan. 26, 2014

Average RPI Win:	134	WON-LOST	WINNING	LAST 10	STRENGTH OF	OPP. STRENGTH	TEAM	ADJ.	CONF.	ADJ CONF.
Average RPI Loss:	29	RECORD	PCT. RANK	GAMES	SCHEDULE	OF SCHEDULE	RPI	RPI	RPI	RPI
DIV. I ONLY	16- 4	27	8- 2	17	22	12	12	1	1	
DIV. I NON-CONF.	11- 2	31	5- 0	76	83	27	27	2	2	
TOTALS	RPI 1-25	RPI 26-50	W-L RECORDS	RPI 51-100	RPI 101-150	RPI 150+				
16- 4	2- 3	2- 0	OVERALL	3- 1	3- 0	6- 0				
11- 2	2- 1	1- 0	HOME	2- 1	1- 0	5- 0				
5- 2	0- 2	1- 0	AWAY	1- 0	2- 0	1- 0				
0- 0	0- 0	0- 0	NEUTRAL	0- 0	0- 0	0- 0				
11- 2	0- 1	2- 0	NON-CONFERENCE	1- 1	2- 0	6- 0				
8- 1	0- 0	1- 0	HOME	1- 1	1- 0	5- 0				
3- 1	0- 1	1- 0	AWAY	0- 0	1- 0	1- 0				
0- 0	0- 0	0- 0	NEUTRAL	0- 0	0- 0	0- 0				
5- 2	2- 2	0- 0	CONFERENCE	2- 0	1- 0	0- 0				
3- 1	2- 1	0- 0	HOME	1- 0	0- 0	0- 0				
2- 1	0- 1	0- 0	AWAY	1- 0	1- 0	0- 0				
0- 0	0- 0	0- 0	NEUTRAL	0- 0	0- 0	0- 0				

RPI 1-25				Team's RPI: 12		RPI 26-50				RPI 51-100				RPI 101+					
RPI	S	Opponent	Score		RPI	S	Opponent	Score		RPI	S	Opponent	Score		RPI	S	Opponent	Score	
1	A	Duke	69	88	27	H	Dayton	82	52	59	H	Georgia	66	58	119	H	Western Ky.	85	60
5	H	LSU	79	70	45	A	James Madison	89	85	69	A	Auburn	74	65	137	A	Ole Miss	80	74
6	H	Tennessee	74	63						83	H	Wisconsin	81	69	150	A	UAB	87	76
8	A	South Carolina	66	76						97	H	Marquette	77	82	174	H	Elon	88	66
8	H	South Carolina	57	61											216	A	Hartford	65	56
															247	H	Appalachian St.	96	53
															261	H	UNC Asheville	83	57
															271	H	East Tenn. St.	92	71
															272	H	Delaware St.	73	67
LAST 12 Division I GAMES:																			
					8	H	South Carolina	57	61	59	H	Georgia	66	58					
					5	H	LSU	79	70	150	A	UAB	87	76					
					137	A	Ole Miss	80	74	261	H	UNC Asheville	83	57					
					6	H	Tennessee	74	63	45	A	James Madison	89	85					
					69	A	Auburn	74	65	216	A	Hartford	65	56					
					8	A	South Carolina	66	76	271	H	East Tenn. St.	92	71					

Non-Div I Games:

Vanderbilt

Loss, Non-Conf, S Site, H Home A Away N Neutral

Average RPI Win: 92		WON-LOST	WINNING	LAST 10	STRENGTH OF	OPP. STRENGTH	TEAM	ADJ.	CONF.	ADJ CONF.
Average RPI Loss: 89		RECORD	PCT. RANK	GAMES	SCHEDULE	OF SCHEDULE	RPI	RPI	RPI	RPI
DIV. I ONLY		14- 5	53	9- 1	8	75	13	13	7	7
DIV. I NON-CONF.		7- 4	95	2- 2	6	88	21	21	7	7
TOTALS		RPI 1-25	RPI 26-50	W-L RECORDS	RPI 51-100	RPI 101-150	RPI 150+			
14- 5	1- 0		2- 1	OVERALL	5- 3	5- 0	1- 1			
8- 2	0- 0		0- 1	HOME	4- 1	4- 0	0- 0			
5- 3	0- 0		2- 0	AWAY	1- 2	1- 0	1- 1			
1- 0	1- 0		0- 0	NEUTRAL	0- 0	0- 0	0- 0			
7- 4	1- 0		0- 1	NON-CONFERENCE	3- 3	2- 0	1- 0			
4- 2	0- 0		0- 1	HOME	3- 1	1- 0	0- 0			
2- 2	0- 0		0- 0	AWAY	0- 2	1- 0	1- 0			
1- 0	1- 0		0- 0	NEUTRAL	0- 0	0- 0	0- 0			
7- 1	0- 0		2- 0	CONFERENCE	2- 0	3- 0	0- 1			
4- 0	0- 0		0- 0	HOME	1- 0	3- 0	0- 0			
3- 1	0- 0		2- 0	AWAY	1- 0	0- 0	0- 1			
0- 0	0- 0		0- 0	NEUTRAL	0- 0	0- 0	0- 0			

RPI 1-25				Team's RPI: 13		RPI 26-50				RPI 51-100				RPI 101+			
RPI	S	Opponent	Score	RPI	S	Opponent	Score	RPI	S	Opponent	Score	RPI	S	Opponent	Score		
19	N	Texas A&M	72 70	38	A	Villanova	59 52	62	H	Iona	78 48	107	H	Seton Hall	72 63		
				45	H	James Madison	51 64	68	H	Creighton	67 48	112	H	St. Francis Brooklyn	66 56		
				46	A	DePaul	96 86	69	A	Auburn	55 69	124	H	Butler	58 55		
								74	A	Florida	68 72	136	A	Delaware	61 58		
								76	H	Quinnipiac	76 66	148	H	Georgetown	66 63		
								81	H	Drexel	55 62	171	A	Sacred Heart	77 72		
								89	H	Harvard	81 76	176	A	Xavier	65 70		
								97	A	Marquette	49 47						
LAST 12 Division I GAMES:																	
				148	H	Georgetown	66 63	176	A	Xavier	65 70						
				38	A	Villanova	59 52	136	A	Delaware	61 58						
				97	A	Marquette	49 47	107	H	Seton Hall	72 63						
				124	H	Butler	58 55	19	N	Texas A&M	72 70						
				46	A	DePaul	96 86	45	H	James Madison	51 64						
				68	H	Creighton	67 48	81	H	Drexel	55 62						

Non-Div I Games:

St. John's (NY)

Loss, Non-Conf, S Site, H Home A Away N Neutral

Average RPI Win:	147	WON-LOST	WINNING	LAST 10	STRENGTH OF	OPP. STRENGTH	TEAM	ADJ.	CONF.	ADJ CONF.
Average RPI Loss:	26	RECORD	PCT. RANK	GAMES	SCHEDULE	OF SCHEDULE	RPI	RPI	RPI	RPI
DIV. I ONLY	18- 3	12	9- 1	82	35	14	14	8	8	
DIV. I NON-CONF.	10- 2	38	2- 1	92	8	16	16	8	8	
TOTALS	RPI 1-25	RPI 26-50	W-L RECORDS	RPI 51-100	RPI 101-150	RPI 150+				
18- 3	0- 1	2- 2	OVERALL	5- 0	3- 0	8- 0				
9- 0	0- 0	1- 0	HOME	3- 0	1- 0	4- 0				
9- 3	0- 1	1- 2	AWAY	2- 0	2- 0	4- 0				
0- 0	0- 0	0- 0	NEUTRAL	0- 0	0- 0	0- 0				
10- 2	0- 1	1- 1	NON-CONFERENCE	4- 0	1- 0	4- 0				
7- 0	0- 0	0- 0	HOME	2- 0	1- 0	4- 0				
3- 2	0- 1	1- 1	AWAY	2- 0	0- 0	0- 0				
0- 0	0- 0	0- 0	NEUTRAL	0- 0	0- 0	0- 0				
8- 1	0- 0	1- 1	CONFERENCE	1- 0	2- 0	4- 0				
2- 0	0- 0	1- 0	HOME	1- 0	0- 0	0- 0				
6- 1	0- 0	0- 1	AWAY	0- 0	2- 0	4- 0				
0- 0	0- 0	0- 0	NEUTRAL	0- 0	0- 0	0- 0				

RPI 1-25				Team's RPI: 14				RPI 26-50				RPI 51-100				RPI 101+			
RPI	S	Opponent	Score					RPI	S	Opponent	Score	RPI	S	Opponent	Score	RPI	S	Opponent	Score
2	A	Stanford	45	73				26	H	San Diego	79 50	57	H	BYU	68 42	103	A	Pacific	83 68
								32	A	Ohio St.	59 58	70	A	Washington St.	70 62	108	A	Portland	56 24
								35	A	St. Mary's (CA)	78 79	83	A	Wisconsin	70 55	115	H	Fairfield	82 42
								42	A	Oklahoma	78 82	93	H	UT Martin	91 54	184	H	Colgate	81 31
												100	H	Idaho	64 56	191	A	San Francisco	68 40
																206	H	Eastern Wash.	78 58
																237	A	Loyola Marymount	91 82
																245	A	Pepperdine	69 39
																255	A	Santa Clara	67 61
																259	H	Portland St.	96 47
																279	H	UC Riverside	87 43
LAST 12 Division I GAMES:																			
245	A	Pepperdine	69	39				108	A	Portland	56	24							
237	A	Loyola Marymount	91	82				103	A	Pacific	83	68							
255	A	Santa Clara	67	61				35	A	St. Mary's (CA)	78	79							
191	A	San Francisco	68	40				70	A	Washington St.	70	62							
26	H	San Diego	79	50				279	H	UC Riverside	87	43							
57	H	BYU	68	42				2	A	Stanford	45	73							

Non-Div I Games:

Gonzaga

■ Loss, 
■ Non-Conf, S Site, 
■ Home 
■ Away 
N Neutral

## Syracuse

Through Games Of Jan. 26, 2014

Average RPI Win:	136	WON-LOST	WINNING	LAST 10	STRENGTH OF	OPP. STRENGTH	TEAM	ADJ.	CONF.	ADJ CONF.
Average RPI Loss:	16	RECORD	PCT. RANK	GAMES	SCHEDULE	OF SCHEDULE	RPI	RPI	RPI	RPI
DIV. I ONLY	15- 5	44	6- 4	24	15	15	15	2	2	
DIV. I NON-CONF.	11- 2	31	3- 2	63	27	13	13	4	4	
TOTALS	RPI 1-25	RPI 26-50	W-L RECORDS	RPI 51-100	RPI 101-150	RPI 150+				
15- 5	3- 4	1- 1	OVERALL	3- 0	2- 0	6- 0				
10- 1	1- 1	1- 0	HOME	2- 0	0- 0	6- 0				
2- 4	0- 3	0- 1	AWAY	1- 0	1- 0	0- 0				
3- 0	2- 0	0- 0	NEUTRAL	0- 0	1- 0	0- 0				
11- 2	3- 1	0- 1	NON-CONFERENCE	2- 0	1- 0	5- 0				
7- 0	1- 0	0- 0	HOME	1- 0	0- 0	5- 0				
1- 2	0- 1	0- 1	AWAY	1- 0	0- 0	0- 0				
3- 0	2- 0	0- 0	NEUTRAL	0- 0	1- 0	0- 0				
4- 3	0- 3	1- 0	CONFERENCE	1- 0	1- 0	1- 0				
3- 1	0- 1	1- 0	HOME	1- 0	0- 0	1- 0				
1- 2	0- 2	0- 0	AWAY	0- 0	1- 0	0- 0				
0- 0	0- 0	0- 0	NEUTRAL	0- 0	0- 0	0- 0				

RPI	S	Opponent	Score	RPI	S	Opponent	Score	RPI	S	Opponent	Score	RPI	S	Opponent	Score
1	H	Duke	53 86	33	A	Iowa	91 97	52	H	Virginia	84 75	118	A	Pittsburgh	58 47
10	H	Saint Joseph's	64 62	40	H	Georgia Tech	76 70	54	H	Temple	82 76	131	N	Memphis	77 58
11	A	Arizona St.	60 63					70	A	Washington St.	69 65	166	H	Clemson	84 75
16	A	North Carolina St.	61 67									234	H	Cornell	89 48
19	N	Texas A&M	78 63									250	H	Maine	97 42
21	A	Maryland	62 77									253	H	Niagara	80 44
23	N	Texas	77 65									284	H	Dartmouth	88 47
												333	H	UMES	113 42
LAST 12 Division I GAMES:															
52	H	Virginia	84 75	16	A	North Carolina St.	61 67								
166	H	Clemson	84 75	11	A	Arizona St.	60 63								
118	A	Pittsburgh	58 47	10	H	Saint Joseph's	64 62								
21	A	Maryland	62 77	253	H	Niagara	80 44								
40	H	Georgia Tech	76 70	54	H	Temple	82 76								
1	H	Duke	53 86	33	A	Iowa	91 97								

Non-Div I Games:

Syracuse

■ Loss, 
 ■ Non-Conf, 
 ■ S Site, 
 ■ H Home 
 ■ A Away 
 N Neutral

Average RPI Win:	128	WON-LOST	WINNING	LAST 10	STRENGTH OF	OPP. STRENGTH	TEAM	ADJ.	CONF.	ADJ CONF.
Average RPI Loss:	75	RECORD	PCT. RANK	GAMES	SCHEDULE	OF SCHEDULE	RPI	RPI	RPI	RPI
DIV. I ONLY	18- 3	12	8- 2	75	13	16	16	2	2	
DIV. I NON-CONF.	13- 1	8	5- 0	183	22	31	31	4	4	
TOTALS	RPI 1-25	RPI 26-50	W-L RECORDS	RPI 51-100	RPI 101-150	RPI 150+				
18- 3	2- 1	2- 0	OVERALL	5- 1	2- 1	7- 0				
11- 0	2- 0	1- 0	HOME	3- 0	0- 0	5- 0				
4- 2	0- 1	1- 0	AWAY	1- 1	1- 0	1- 0				
3- 1	0- 0	0- 0	NEUTRAL	1- 0	1- 1	1- 0				
13- 1	1- 0	0- 0	NON-CONFERENCE	4- 0	1- 1	7- 0				
8- 0	1- 0	0- 0	HOME	2- 0	0- 0	5- 0				
2- 0	0- 0	0- 0	AWAY	1- 0	0- 0	1- 0				
3- 1	0- 0	0- 0	NEUTRAL	1- 0	1- 1	1- 0				
5- 2	1- 1	2- 0	CONFERENCE	1- 1	1- 0	0- 0				
3- 0	1- 0	1- 0	HOME	1- 0	0- 0	0- 0				
2- 2	0- 1	1- 0	AWAY	0- 1	1- 0	0- 0				
0- 0	0- 0	0- 0	NEUTRAL	0- 0	0- 0	0- 0				

RPI	S	Opponent	Score
5	H	LSU	89 79
15	H	Syracuse	67 61
18	A	North Carolina	70 79

RPI	S	Opponent	Score
28	H	Florida St.	80 57
40	A	Georgia Tech	80 73

RPI	S	Opponent	Score
51	N	UCLA	67 49
61	A	Northwestern	76 61
75	H	St. Bonaventure	70 47
82	H	Boston College	85 76
96	A	Miami (FL)	71 80
99	H	Tulane	69 55

RPI	S	Opponent	Score
110	N	Wright St.	90 99
116	N	Kansas St.	77 60
127	A	Wake Forest	62 54
159	H	Davidson	86 63
170	A	San Diego St.	84 67
174	H	Elon	91 51
232	N	Southeastern La.	87 59
233	H	Towson	69 46
297	H	Morgan St.	94 52
332	H	Presbyterian	85 45

## LAST 12 Division I GAMES:

40	A	Georgia Tech	80 73	15	H	Syracuse	67 61
82	H	Boston College	85 76	170	A	San Diego St.	84 67
96	A	Miami (FL)	71 80	116	N	Kansas St.	77 60
28	H	Florida St.	80 57	5	H	LSU	89 79
127	A	Wake Forest	62 54	174	H	Elon	91 51
18	A	North Carolina	70 79	61	A	Northwestern	76 61

Non-Div I Games:

North Carolina St.

■ Loss, 
 ■ Non-Conf, S Site, 
 ■ Home 
 ■ Away 
 N Neutral



Average RPI Win: 113		WON-LOST	WINNING	LAST 10	STRENGTH OF		OPP. STRENGTH	TEAM	ADJ.	CONF.	ADJ CONF.
Average RPI Loss: 16		RECORD	PCT. RANK	GAMES	SCHEDULE		OF SCHEDULE	RPI	RPI	RPI	RPI
DIV. I ONLY		15- 4	35	9- 1	23		5	17	17	3	3
DIV. I NON-CONF.		9- 3	63	4- 1	54		17	44	44	3	3
<hr/>											
TOTALS	RPI 1-25	RPI 26-50		W-L RECORDS		RPI 51-100		RPI 101-150		RPI 150+	
15- 4	1- 3	6- 1		OVERALL		1- 0		3- 0		4- 0	
9- 3	1- 3	3- 0		HOME		1- 0		1- 0		3- 0	
4- 1	0- 0	2- 1		AWAY		0- 0		2- 0		0- 0	
2- 0	0- 0	1- 0		NEUTRAL		0- 0		0- 0		1- 0	
<hr/>											
9- 3	1- 2	1- 1		NON-CONFERENCE		1- 0		2- 0		4- 0	
6- 2	1- 2	0- 0		HOME		1- 0		1- 0		3- 0	
1- 1	0- 0	0- 1		AWAY		0- 0		1- 0		0- 0	
2- 0	0- 0	1- 0		NEUTRAL		0- 0		0- 0		1- 0	
<hr/>											
6- 1	0- 1	5- 0		CONFERENCE		0- 0		1- 0		0- 0	
3- 1	0- 1	3- 0		HOME		0- 0		0- 0		0- 0	
3- 0	0- 0	2- 0		AWAY		0- 0		1- 0		0- 0	
0- 0	0- 0	0- 0		NEUTRAL		0- 0		0- 0		0- 0	

RPI	S	Opponent	Score	RPI	S	Opponent	Score	RPI	S	Opponent	Score	RPI	S	Opponent	Score
3	H	UConn	52 71	32	H	Ohio St.	66 42	60	H	Fordham	78 61	126	A	Illinois	82 76
4	H	Notre Dame	67 77	33	A	Iowa	87 71					129	H	Bucknell	92 49
9	H	Purdue	74 84	34	H	Indiana	65 52					148	A	Georgetown	77 68
19	H	Texas A&M	66 58	36	N	Oregon St.	61 56					212	N	Illinois St.	72 60
				39	H	Minnesota	83 53					216	H	Hartford	70 56
				47	A	South Dakota St.	79 83					235	H	Saint Francis (PA)	117 77
				49	A	Michigan St.	66 54					324	H	Alcorn	85 62
LAST 12 Division I GAMES:															
				39	H	Minnesota	83 53	33	A	Iowa	87 71				
				34	H	Indiana	65 52	216	H	Hartford	70 56				
				49	A	Michigan St.	66 54	324	H	Alcorn	85 62				
				32	H	Ohio St.	66 42	19	H	Texas A&M	66 58				
				9	H	Purdue	74 84	47	A	South Dakota St.	79 83				
				126	A	Illinois	82 76	148	A	Georgetown	77 68				

Non-Div I Games:

Penn St.

■ Loss, 
 ■ Non-Conf, S Site, 
 ■ Home 
 ■ Away 
 N Neutral

## North Carolina

Through Games Of Jan. 26, 2014

North Carolina				Through Games of Jan. 10, 1911						
Average RPI Win:	141	WON-LOST	WINNING	LAST 10	STRENGTH OF	OPP. STRENGTH	TEAM	ADJ.	CONF.	ADJ CONF.
Average RPI Loss:	13	RECORD	PCT. RANK	GAMES	SCHEDULE	OF SCHEDULE	RPI	RPI	RPI	RPI
DIV. I ONLY	17- 3	14	9- 1	38	56	18	18	2	2	
DIV. I NON-CONF.	12- 2	29	6- 0	94	59	33	33	4	4	
-----										
TOTALS	RPI 1-25		RPI 26-50		W-L RECORDS		RPI 51-100		RPI 101-150	RPI 150+
17- 3	2- 3		2- 0		OVERALL		3- 0		3- 0	7- 0
9- 2	1- 2		1- 0		HOME		1- 0		0- 0	6- 0
4- 0	0- 0		1- 0		AWAY		2- 0		1- 0	0- 0
4- 1	1- 1		0- 0		NEUTRAL		0- 0		2- 0	1- 0
12- 2	1- 2		1- 0		NON-CONFERENCE		2- 0		2- 0	6- 0
7- 1	0- 1		1- 0		HOME		1- 0		0- 0	5- 0
1- 0	0- 0		0- 0		AWAY		1- 0		0- 0	0- 0
4- 1	1- 1		0- 0		NEUTRAL		0- 0		2- 0	1- 0
5- 1	1- 1		1- 0		CONFERENCE		1- 0		1- 0	1- 0
2- 1	1- 1		0- 0		HOME		0- 0		0- 0	1- 0
3- 0	0- 0		1- 0		AWAY		1- 0		1- 0	0- 0
0- 0	0- 0		0- 0		NEUTRAL		0- 0		0- 0	0- 0

RPI	S	Opponent	Score	RPI	S	Opponent	Score	RPI	S	Opponent	Score	RPI	S	Opponent	Score
6	H	Tennessee	65 81	28	A	Florida St.	65 61	51	A	UCLA	78 68	123	N	Arkansas St.	93 60
8	N	South Carolina	74 66	45	H	James Madison	74 71	78	H	Nebraska	75 62	126	N	Illinois	87 51
11	N	Arizona St.	81 94					82	A	Boston College	73 56	127	A	Wake Forest	83 65
16	H	North Carolina St.	79 70									166	H	Clemson	78 55
21	H	Maryland	70 79									179	H	Coppin St.	91 51
												180	H	High Point	103 71
												227	H	Coastal Caro.	106 52
												280	H	Charleston So.	100 49
												339	H	Air Force	87 26
												340	N	New Orleans	124 41
LAST 12 Division I GAMES:															
127	A	Wake Forest	83 65	45	H	James Madison	74 71	180	H	High Point	103 71	8	N	South Carolina	74 66
82	A	Boston College	73 56					340	N	New Orleans	124 41	280	H	Charleston So.	100 49
166	H	Clemson	78 55					78	H	Nebraska	75 62				
28	A	Florida St.	65 61												
16	H	North Carolina St.	79 70												
21	H	Maryland	70 79												

Non-Div I Games:

North Carolina

■ Loss, 
 ■ Non-Conf, S Site, 
 ■ Home 
 ■ Away 
 N Neutral

Average RPI Win:	139	WON-LOST	WINNING	LAST 10	STRENGTH OF	OPP. STRENGTH	TEAM	ADJ.	CONF.	ADJ CONF.
Average RPI Loss:	15	RECORD	PCT. RANK	GAMES	SCHEDULE	OF SCHEDULE	RPI	RPI	RPI	RPI
DIV. I ONLY	16- 5	42	9- 1	29	18	19	19	1	1	
DIV. I NON-CONF.	10- 4	75	4- 1	112	26	60	60	2	2	
TOTALS	RPI 1-25	RPI 26-50	W-L RECORDS	RPI 51-100	RPI 101-150	RPI 150+				
16- 5	2- 5	0- 0	OVERALL	4- 0	4- 0	6- 0				
10- 1	1- 1	0- 0	HOME	3- 0	2- 0	4- 0				
5- 1	1- 1	0- 0	AWAY	1- 0	1- 0	2- 0				
1- 3	0- 3	0- 0	NEUTRAL	0- 0	1- 0	0- 0				
10- 4	0- 4	0- 0	NON-CONFERENCE	1- 0	3- 0	6- 0				
7- 0	0- 0	0- 0	HOME	1- 0	2- 0	4- 0				
2- 1	0- 1	0- 0	AWAY	0- 0	0- 0	2- 0				
1- 3	0- 3	0- 0	NEUTRAL	0- 0	1- 0	0- 0				
6- 1	2- 1	0- 0	CONFERENCE	3- 0	1- 0	0- 0				
3- 1	1- 1	0- 0	HOME	2- 0	0- 0	0- 0				
3- 0	1- 0	0- 0	AWAY	1- 0	1- 0	0- 0				
0- 0	0- 0	0- 0	NEUTRAL	0- 0	0- 0	0- 0				

RPI	S	Opponent	Score
5	A	LSU	52 48
6	H	Tennessee	55 76
8	H	South Carolina	67 65
13	N	St. John's (NY)	70 72
15	N	Syracuse	63 78
17	A	Penn St.	58 66
23	N	Texas	58 69

RPI	S	Opponent	Score
59	A	Georgia	58 44
64	H	UTEP	74 58
88	H	Mississippi St.	73 35
92	H	Alabama	73 58

RPI	S	Opponent	Score
120	A	Missouri	62 57
123	H	Arkansas St.	80 62
128	H	Washington	74 68
131	N	Memphis	69 59
170	H	San Diego St.	72 35
208	H	Louisiana Tech	80 52
224	H	Nicholls St.	73 39
240	A	North Texas	67 48
252	A	Houston	63 51
312	H	Prairie View	76 27

## LAST 12 Division I GAMES:

6	H	Tennessee	55 76	92	H	Alabama	73 58
120	A	Missouri	62 57	64	H	UTEP	74 58
88	H	Mississippi St.	73 35	123	H	Arkansas St.	80 62
8	H	South Carolina	67 65	208	H	Louisiana Tech	80 52
59	A	Georgia	58 44	13	N	St. John's (NY)	70 72
5	A	LSU	52 48	224	H	Nicholls St.	73 39

Non-Div I Games:

Texas A&amp;M

■ Loss, 
 ■ Non-Conf, S Site, 
 ■ Home 
 ■ Away 
 N Neutral

## Kentucky

Through Games Of Jan. 26, 2014

Average RPI Win:	141	WON-LOST	WINNING	LAST 10	STRENGTH OF	OPP. STRENGTH	TEAM	ADJ.	CONF.	ADJ CONF.
Average RPI Loss:	44	RECORD	PCT. RANK	GAMES	SCHEDULE	OF SCHEDULE	RPI	RPI	RPI	RPI
DIV. I ONLY	16- 4	27	6- 4	31	46	20	20	1	1	
DIV. I NON-CONF.	12- 1	11	4- 1	57	75	12	12	2	2	
TOTALS	RPI 1-25	RPI 26-50	W-L RECORDS	RPI 51-100	RPI 101-150	RPI 150+				
16- 4	2- 2	4- 0	OVERALL	3- 2	1- 0	6- 0				
9- 3	1- 1	1- 0	HOME	1- 2	1- 0	5- 0				
6- 1	0- 1	3- 0	AWAY	2- 0	0- 0	1- 0				
1- 0	1- 0	0- 0	NEUTRAL	0- 0	0- 0	0- 0				
12- 1	2- 1	4- 0	NON-CONFERENCE	0- 0	0- 0	6- 0				
7- 1	1- 1	1- 0	HOME	0- 0	0- 0	5- 0				
4- 0	0- 0	3- 0	AWAY	0- 0	0- 0	1- 0				
1- 0	1- 0	0- 0	NEUTRAL	0- 0	0- 0	0- 0				
4- 3	0- 1	0- 0	CONFERENCE	3- 2	1- 0	0- 0				
2- 2	0- 0	0- 0	HOME	1- 2	1- 0	0- 0				
2- 1	0- 1	0- 0	AWAY	2- 0	0- 0	0- 0				
0- 0	0- 0	0- 0	NEUTRAL	0- 0	0- 0	0- 0				

RPI 1-25				RPI 26-50				RPI 51-100				RPI 101+			
RPI	S	Opponent	Score	RPI	S	Opponent	Score	RPI	S	Opponent	Score	RPI	S	Opponent	Score
1	H	Duke	61 69	30	A	Middle Tenn.	84 72	58	H	Arkansas	68 58	120	H	Missouri	80 69
7	H	Louisville	69 64	44	H	Central Mich.	96 74	69	A	Auburn	73 71	257	H	Grambling	109 46
8	A	South Carolina	59 68	46	A	DePaul	96 85	74	H	Florida	73 83	271	H	East Tenn. St.	73 56
25	N	Baylor	133 130	50	A	Marist	75 61	92	A	Alabama	85 63	273	H	Bradley	117 77
								92	H	Alabama	55 57	287	A	Wagner	96 57
												305	H	Ga. Southern	103 38
												318	H	Lipscomb	116 49
LAST 12 Division I GAMES:															
58	H	Arkansas	68 58	92	A	Alabama	85 63	257	H	Grambling	109 46	1	H	Duke	61 69
92	H	Alabama	55 57	69	A	Auburn	73 71	271	H	East Tenn. St.	73 56	46	A	DePaul	96 85
120	H	Missouri	80 69	74	H	Florida	73 83	25	N	Baylor	133 130				
8	A	South Carolina	59 68												
74	H	Florida	73 83												

Non-Div I Games:

Kentucky

■ Loss, 
 ■ Non-Conf, S Site, 
 ■ Home 
 ■ Away 
 N Neutral

Average RPI Win: 148		WON-LOST	WINNING	LAST 10	STRENGTH OF	OPP. STRENGTH	TEAM	ADJ.	CONF.	ADJ CONF.
Average RPI Loss: 28		RECORD	PCT. RANK	GAMES	SCHEDULE	OF SCHEDULE	RPI	RPI	RPI	RPI
DIV. I ONLY		16- 2	10	9- 1	87	26	21	21	2	2
DIV. I NON-CONF.		12- 1	11	7- 0	181	54	43	43	4	4
TOTALS		RPI 1-25	RPI 26-50		W-L RECORDS		RPI 51-100	RPI 101-150	RPI 150+	
16- 2	2- 1		2- 0		OVERALL		2- 1	3- 0	7- 0	
11- 1	1- 1		2- 0		HOME		1- 0	3- 0	4- 0	
3- 1	1- 0		0- 0		AWAY		1- 1	0- 0	1- 0	
2- 0	0- 0		0- 0		NEUTRAL		0- 0	0- 0	2- 0	
12- 1	0- 1		1- 0		NON-CONFERENCE		2- 0	2- 0	7- 0	
8- 1	0- 1		1- 0		HOME		1- 0	2- 0	4- 0	
2- 0	0- 0		0- 0		AWAY		1- 0	0- 0	1- 0	
2- 0	0- 0		0- 0		NEUTRAL		0- 0	0- 0	2- 0	
4- 1	2- 0		1- 0		CONFERENCE		0- 1	1- 0	0- 0	
3- 0	1- 0		1- 0		HOME		0- 0	1- 0	0- 0	
1- 1	1- 0		0- 0		AWAY		0- 1	0- 0	0- 0	
0- 0	0- 0		0- 0		NEUTRAL		0- 0	0- 0	0- 0	

RPI 1-25				Team's RPI: 21		RPI 26-50				RPI 51-100				RPI 101+			
RPI	S	Opponent	Score	RPI	S	Opponent	Score	RPI	S	Opponent	Score	RPI	S	Opponent	Score		
3	H	UConn	55 72	32	H	Ohio St.	67 55	52	A	Virginia	72 86	109	H	George Washington	87 51		
15	H	Syracuse	77 62	40	H	Georgia Tech	92 81	80	A	South Fla.	78 70	127	H	Wake Forest	76 49		
18	A	North Carolina	79 70					81	H	Drexel	69 63	134	H	Col. of Charleston	103 51		
												165	N	Ohio	84 60		
												207	N	Texas Southern	100 59		
												233	A	Towson	90 53		
												254	H	Loyola Maryland	89 53		
												265	H	Siena	105 49		
												272	H	Delaware St.	93 44		
												334	H	Wofford	110 53		
LAST 12 Division I GAMES:																	
				52	A	Virginia	72 86	334	H	Wofford	110 53						
				40	H	Georgia Tech	92 81	272	H	Delaware St.	93 44						
				15	H	Syracuse	77 62	265	H	Siena	105 49						
				127	H	Wake Forest	76 49	32	H	Ohio St.	67 55						
				18	A	North Carolina	79 70	165	N	Ohio	84 60						
				134	H	Col. of Charleston	103 51	207	N	Texas Southern	100 59						

Non-Div I Games:

Maryland

Loss, Non-Conf, S Site, H Home A Away N Neutral

## California

Through Games Of Jan. 26, 2014

Average RPI Win:	116	WON-LOST	WINNING	LAST 10	STRENGTH OF	OPP. STRENGTH	TEAM	ADJ.	CONF.	ADJ CONF.
Average RPI Loss:	31	RECORD	PCT. RANK	GAMES	SCHEDULE	OF SCHEDULE	RPI	RPI	RPI	RPI
DIV. I ONLY	14- 5	53	7- 3	32	8	22	22	4	4	
DIV. I NON-CONF.	8- 3	67	3- 1	18	13	22	22	1	1	
TOTALS	RPI 1-25	RPI 26-50	W-L RECORDS	RPI 51-100	RPI 101-150	RPI 150+				
14- 5	0- 3	1- 1	OVERALL	5- 0	4- 1	4- 0				
8- 2	0- 1	1- 1	HOME	3- 0	2- 0	2- 0				
4- 2	0- 1	0- 0	AWAY	1- 0	1- 1	2- 0				
2- 1	0- 1	0- 0	NEUTRAL	1- 0	1- 0	0- 0				
8- 3	0- 2	0- 0	NON-CONFERENCE	2- 0	4- 1	2- 0				
5- 1	0- 1	0- 0	HOME	1- 0	2- 0	2- 0				
1- 1	0- 0	0- 0	AWAY	0- 0	1- 1	0- 0				
2- 1	0- 1	0- 0	NEUTRAL	1- 0	1- 0	0- 0				
6- 2	0- 1	1- 1	CONFERENCE	3- 0	0- 0	2- 0				
3- 1	0- 0	1- 1	HOME	2- 0	0- 0	0- 0				
3- 1	0- 1	0- 0	AWAY	1- 0	0- 0	2- 0				
0- 0	0- 0	0- 0	NEUTRAL	0- 0	0- 0	0- 0				

RPI 1-25				RPI 26-50				RPI 51-100				RPI 101+			
RPI	S	Opponent	Score	RPI	S	Opponent	Score	RPI	S	Opponent	Score	RPI	S	Opponent	Score
1	H	Duke	58 70	31	H	Southern California	70 77	51	H	UCLA	69 53	103	H	Pacific	68 66
3	N	UConn	47 80	36	H	Oregon St.	72 63	55	A	Colorado	57 55	109	A	George Washington	72 75
11	A	Arizona St.	59 68					61	H	Northwestern	65 51	127	N	Wake Forest	84 61
								72	H	Oregon	101 98	130	H	Lafayette	77 60
								100	N	Idaho	59 55	148	A	Georgetown	67 52
												154	A	Utah	68 59
												157	H	Long Beach St.	70 51
												184	H	Bakersfield	70 51
												249	A	Arizona	79 64
LAST 12 Division I GAMES:															
				51	H	UCLA	69 53	72	H	Oregon	101 98				
				31	H	Southern California	70 77	36	H	Oregon St.	72 63				
				249	A	Arizona	79 64	130	H	Lafayette	77 60				
				11	A	Arizona St.	59 68	3	N	UConn	47 80				
				154	A	Utah	68 59	184	H	Bakersfield	70 51				
				55	A	Colorado	57 55	103	H	Pacific	68 66				

Non-Div I Games:

California

■ Loss, 
■ Non-Conf, S Site, 
■ Home 
■ Away 
N Neutral

Average RPI Win:	135	WON-LOST	WINNING	LAST 10	STRENGTH OF	OPP. STRENGTH	TEAM	ADJ.	CONF.	ADJ CONF.
Average RPI Loss:	27	RECORD	PCT. RANK	GAMES	SCHEDULE	OF SCHEDULE	RPI	RPI	RPI	RPI
DIV. I ONLY	13- 6	78	7- 3	10	24	23	23	5	5	
DIV. I NON-CONF.	9- 3	63	4- 1	32	35	29	29	5	5	
TOTALS	RPI 1-25	RPI 26-50	W-L RECORDS	RPI 51-100	RPI 101-150	RPI 150+				
13- 6	2- 4	1- 1	OVERALL	2- 1	3- 0	5- 0				
10- 1	1- 1	1- 0	HOME	2- 0	2- 0	4- 0				
1- 4	0- 2	0- 1	AWAY	0- 1	0- 0	1- 0				
2- 1	1- 1	0- 0	NEUTRAL	0- 0	1- 0	0- 0				
9- 3	1- 3	0- 0	NON-CONFERENCE	1- 0	2- 0	5- 0				
6- 1	0- 1	0- 0	HOME	1- 0	1- 0	4- 0				
1- 1	0- 1	0- 0	AWAY	0- 0	0- 0	1- 0				
2- 1	1- 1	0- 0	NEUTRAL	0- 0	1- 0	0- 0				
4- 3	1- 1	1- 1	CONFERENCE	1- 1	1- 0	0- 0				
4- 0	1- 0	1- 0	HOME	1- 0	1- 0	0- 0				
0- 3	0- 1	0- 1	AWAY	0- 1	0- 0	0- 0				
0- 0	0- 0	0- 0	NEUTRAL	0- 0	0- 0	0- 0				

RPI	S	Opponent	Score	RPI	S	Opponent	Score	RPI	S	Opponent	Score	RPI	S	Opponent	Score
2	H	Stanford	54 63	29	A	Oklahoma St.	61 67	86	A	TCU	48 54	116	H	Kansas St.	67 53
6	A	Tennessee	61 75	42	H	Oklahoma	79 74	94	H	Kansas	70 58	131	N	Memphis	65 36
15	N	Syracuse	65 77					100	H	Idaho	87 58	145	H	UTSA	63 42
19	N	Texas A&M	69 58									178	H	UALR	60 26
24	A	West Virginia	49 56									187	H	Sam Houston St.	109 48
24	H	West Virginia	66 63									199	H	Northwestern St.	90 60
												246	A	New Mexico	67 52
												277	H	Texas St.	96 42
LAST 12 Division I GAMES:															
24	H	West Virginia	66 63	29	A	Oklahoma St.	61 67	100	H	Idaho	87 58	199	H	Northwestern St.	90 60
86	A	TCU	48 54					187	H	Sam Houston St.	109 48	6	A	Tennessee	61 75
94	H	Kansas	70 58					178	H	UALR	60 26				
24	A	West Virginia	49 56												
42	H	Oklahoma	79 74												
116	H	Kansas St.	67 53												

Non-Div I Games:

Texas

■ Loss, 
 ■ Non-Conf, S Site, 
 ■ Home 
 ■ Away 
 N Neutral

## West Virginia

Through Games Of Jan. 26, 2014

Average RPI Win:	136	WON-LOST	WINNING	LAST 10	STRENGTH OF	OPP. STRENGTH	TEAM	ADJ.	CONF.	ADJ CONF.
Average RPI Loss:	27	RECORD	PCT. RANK	GAMES	SCHEDULE	OF SCHEDULE	RPI	RPI	RPI	RPI
DIV. I ONLY	17- 3	14	8- 2	89	4	24	24	5	5	
DIV. I NON-CONF.	11- 1	18	4- 0	271	10	58	58	5	5	
TOTALS	RPI 1-25	RPI 26-50	W-L RECORDS	RPI 51-100	RPI 101-150	RPI 150+				
17- 3	1- 2	3- 1	OVERALL	5- 0	1- 0	7- 0				
7- 2	1- 1	1- 1	HOME	1- 0	0- 0	4- 0				
7- 1	0- 1	2- 0	AWAY	3- 0	0- 0	2- 0				
3- 0	0- 0	0- 0	NEUTRAL	1- 0	1- 0	1- 0				
11- 1	0- 0	0- 1	NON-CONFERENCE	4- 0	1- 0	6- 0				
5- 1	0- 0	0- 1	HOME	1- 0	0- 0	4- 0				
3- 0	0- 0	0- 0	AWAY	2- 0	0- 0	1- 0				
3- 0	0- 0	0- 0	NEUTRAL	1- 0	1- 0	1- 0				
6- 2	1- 2	3- 0	CONFERENCE	1- 0	0- 0	1- 0				
2- 1	1- 1	1- 0	HOME	0- 0	0- 0	0- 0				
4- 1	0- 1	2- 0	AWAY	1- 0	0- 0	1- 0				
0- 0	0- 0	0- 0	NEUTRAL	0- 0	0- 0	0- 0				

RPI 1-25				Team's RPI: 24	RPI 26-50				RPI 51-100				RPI 101+			
RPI	S	Opponent	Score		RPI	S	Opponent	Score	RPI	S	Opponent	Score	RPI	S	Opponent	Score
23	A	Texas	63 66		29	A	Oklahoma St.	71 67	52	H	Virginia	68 58	137	N	Ole Miss	86 56
23	H	Texas	56 49		32	H	Ohio St.	61 70	66	A	Duquesne	88 80	174	H	Elon	89 56
25	H	Baylor	62 78		37	A	Iowa St.	73 59	70	N	Washington St.	88 66	179	H	Coppin St.	88 56
					42	H	Oklahoma	77 63	84	A	Hawaii	59 56	196	A	Youngstown St.	85 58
									94	A	Kansas	65 55	211	A	Texas Tech	70 51
													272	H	Delaware St.	109 47
													297	N	Marshall	82 51
													343	H	Fairleigh Dickinson	94 47
LAST 12 Division I GAMES:																
23	A	Texas	63 66		29	A	Oklahoma St.	71 67								
211	A	Texas Tech	70 51		94	A	Kansas	65 55								
42	H	Oklahoma	77 63		174	H	Elon	89 56								
37	A	Iowa St.	73 59		66	A	Duquesne	88 80								
23	H	Texas	56 49		272	H	Delaware St.	109 47								
25	H	Baylor	62 78		297	N	Marshall	82 51								

Non-Div I Games:

West Virginia

■ Loss, 
 ■ Non-Conf, S Site, 
 ■ Home 
 ■ Away 
 N Neutral



Average RPI Win:	159	WON-LOST	WINNING	LAST 10	STRENGTH OF	OPP. STRENGTH	TEAM	ADJ.	CONF.	ADJ CONF.
Average RPI Loss:	39	RECORD	PCT. RANK	GAMES	SCHEDULE	OF SCHEDULE	RPI	RPI	RPI	RPI
DIV. I ONLY	16- 3	19	8- 2	50	92	25	25	5	5	
DIV. I NON-CONF.	10- 2	38	3- 2	82	220	61	61	5	5	
TOTALS	RPI 1-25	RPI 26-50	W-L RECORDS	RPI 51-100	RPI 101-150	RPI 150+				
16- 3	1- 2	1- 0	OVERALL	2- 1	4- 0	8- 0				
13- 1	0- 1	0- 0	HOME	2- 0	3- 0	8- 0				
3- 1	1- 0	1- 0	AWAY	0- 1	1- 0	0- 0				
0- 1	0- 1	0- 0	NEUTRAL	0- 0	0- 0	0- 0				
10- 2	0- 2	0- 0	NON-CONFERENCE	0- 0	2- 0	8- 0				
10- 1	0- 1	0- 0	HOME	0- 0	2- 0	8- 0				
0- 0	0- 0	0- 0	AWAY	0- 0	0- 0	0- 0				
0- 1	0- 1	0- 0	NEUTRAL	0- 0	0- 0	0- 0				
6- 1	1- 0	1- 0	CONFERENCE	2- 1	2- 0	0- 0				
3- 0	0- 0	0- 0	HOME	2- 0	1- 0	0- 0				
3- 1	1- 0	1- 0	AWAY	0- 1	1- 0	0- 0				
0- 0	0- 0	0- 0	NEUTRAL	0- 0	0- 0	0- 0				

RPI 1-25				RPI 26-50				RPI 51-100				RPI 101+			
RPI	S	Opponent	Score	RPI	S	Opponent	Score	RPI	S	Opponent	Score	RPI	S	Opponent	Score
3	H	UConn	55 66	29	A	Oklahoma St.	69 66	86	H	TCU	80 46	116	A	Kansas St.	92 63
20	N	Kentucky	130 133					94	A	Kansas	60 76	116	H	Kansas St.	71 48
24	A	West Virginia	78 62					94	H	Kansas	75 55	137	H	Ole Miss	87 80
												145	H	UTSA	92 62
												162	H	Rice	79 46
												163	H	Savannah St.	99 31
												199	H	Northwestern St.	88 54
												224	H	Nicholls St.	111 58
												228	H	McNeese St.	82 57
												256	H	San Jose St.	113 73
												257	H	Grambling	110 55
												302	H	Houston Baptist	100 57
LAST 12 Division I GAMES:															
29	A	Oklahoma St.	69 66	94	H	Kansas	75 55								
116	H	Kansas St.	71 48	116	A	Kansas St.	92 63								
94	A	Kansas	60 76	228	H	McNeese St.	82 57								
3	H	UConn	55 66	137	H	Ole Miss	87 80								
86	H	TCU	80 46	302	H	Houston Baptist	100 57								
24	A	West Virginia	78 62	20	N	Kentucky	130 133								

Non-Div I Games:

Baylor

## San Diego

Through Games Of Jan. 26, 2014

Average RPI Win:	171	WON-LOST	WINNING	LAST 10	STRENGTH OF	OPP. STRENGTH	TEAM	ADJ.	CONF.	ADJ CONF.
Average RPI Loss:	61	RECORD	PCT. RANK	GAMES	SCHEDULE	OF SCHEDULE	RPI	RPI	RPI	RPI
DIV. I ONLY	17- 2	7	8- 2	123	115	26	26	8	8	
DIV. I NON-CONF.	10- 0	1	3- 0	156	155	18	18	8	8	
TOTALS	RPI 1-25	RPI 26-50	W-L RECORDS	RPI 51-100	RPI 101-150	RPI 150+				
17- 2	1- 1	1- 0	OVERALL	2- 0	1- 1	12- 0				
12- 0	1- 0	1- 0	HOME	2- 0	1- 0	7- 0				
5- 2	0- 1	0- 0	AWAY	0- 0	0- 1	5- 0				
0- 0	0- 0	0- 0	NEUTRAL	0- 0	0- 0	0- 0				
10- 0	1- 0	0- 0	NON-CONFERENCE	1- 0	0- 0	8- 0				
5- 0	1- 0	0- 0	HOME	1- 0	0- 0	3- 0				
5- 0	0- 0	0- 0	AWAY	0- 0	0- 0	5- 0				
0- 0	0- 0	0- 0	NEUTRAL	0- 0	0- 0	0- 0				
7- 2	0- 1	1- 0	CONFERENCE	1- 0	1- 1	4- 0				
7- 0	0- 0	1- 0	HOME	1- 0	1- 0	4- 0				
0- 2	0- 1	0- 0	AWAY	0- 0	0- 1	0- 0				
0- 0	0- 0	0- 0	NEUTRAL	0- 0	0- 0	0- 0				

RPI S	Opponent	Score	RPI S	Opponent	Score	RPI S	Opponent	Score	RPI S	Opponent	Score
11	H Arizona St.	61 53	35	H St. Mary's (CA)	80 70	57	H BYU	60 45	103	H Pacific	75 70
14	A Gonzaga	50 79				100	H Idaho	74 64	108	A Portland	51 72
									157	A Long Beach St.	68 51
									164	A Northern Colo.	69 56
									170	A San Diego St.	48 45
									177	H UC Irvine	79 55
									191	H San Francisco	76 58
									218	A Cal St. Fullerton	65 42
									226	H Seattle	79 56
									237	H Loyola Marymount	86 63
									245	H Pepperdine	71 43
									255	H Santa Clara	79 55
									256	A San Jose St.	88 60
									309	H Weber St.	75 55
LAST 12 Division I GAMES:											
191	H San Francisco	76 58	35	H St. Mary's (CA)	80 70	237	H Loyola Marymount	86 63			
255	H Santa Clara	79 55	245	H Pepperdine	71 43	177	H UC Irvine	79 55			
57	H BYU	60 45	177	H UC Irvine	79 55	157	A Long Beach St.	68 51			
14	A Gonzaga	50 79	157	A Long Beach St.	68 51	226	H Seattle	79 56			
108	A Portland	51 72									
103	H Pacific	75 70									

Non-Div I Games: Hope Int'l 86 65

San Diego

Loss, Non-Conf, S Site, H Home A Away N Neutral

Average RPI Win:	154	WON-LOST	WINNING	LAST 10	STRENGTH OF	OPP. STRENGTH	TEAM	ADJ.	CONF.	ADJ CONF.
Average RPI Loss:	30	RECORD	PCT. RANK	GAMES	SCHEDULE	OF SCHEDULE	RPI	RPI	RPI	RPI
DIV. I ONLY	12- 5	68	9- 1	53	64	27	27	9	9	
DIV. I NON-CONF.	7- 4	95	5- 1	61	29	34	34	9	9	
TOTALS	RPI 1-25	RPI 26-50	W-L RECORDS	RPI 51-100	RPI 101-150	RPI 150+				
12- 5	0- 2	1- 3	OVERALL	3- 0	2- 0	6- 0				
7- 0	0- 0	1- 0	HOME	3- 0	2- 0	1- 0				
4- 5	0- 2	0- 3	AWAY	0- 0	0- 0	4- 0				
1- 0	0- 0	0- 0	NEUTRAL	0- 0	0- 0	1- 0				
7- 4	0- 1	1- 3	NON-CONFERENCE	1- 0	1- 0	4- 0				
4- 0	0- 0	1- 0	HOME	1- 0	1- 0	1- 0				
2- 4	0- 1	0- 3	AWAY	0- 0	0- 0	2- 0				
1- 0	0- 0	0- 0	NEUTRAL	0- 0	0- 0	1- 0				
5- 1	0- 1	0- 0	CONFERENCE	2- 0	1- 0	2- 0				
3- 0	0- 0	0- 0	HOME	2- 0	1- 0	0- 0				
2- 1	0- 1	0- 0	AWAY	0- 0	0- 0	2- 0				
0- 0	0- 0	0- 0	NEUTRAL	0- 0	0- 0	0- 0				

RPI 1-25				RPI 26-50				Team's RPI: 27	RPI 51-100				RPI 101+			
RPI	S	Opponent	Score	RPI	S	Opponent	Score		RPI	S	Opponent	Score	RPI	S	Opponent	Score
10	A	Saint Joseph's	63 75	33	A	Iowa	93 97		60	H	Fordham	73 64	109	H	George Washington	90 69
12	A	Vanderbilt	52 82	44	A	Central Mich.	91 94		70	H	Washington St.	87 76	110	H	Wright St.	112 85
				44	H	Central Mich.	102 89		75	H	St. Bonaventure	73 59	153	H	Akron	94 80
				49	A	Michigan St.	89 96						193	A	Toledo	87 75
													198	A	Providence	83 65
													278	A	Massachusetts	81 67
													279	N	UC Riverside	89 54
													281	A	George Mason	91 64
LAST 12 Division I GAMES:																
10	A	Saint Joseph's	63 75	110	H	Wright St.	112 85		44	H	Central Mich.	102 89				
278	A	Massachusetts	81 67	193	A	Toledo	87 75		198	A	Providence	83 65				
60	H	Fordham	73 64	70	H	Washington St.	87 76		44	A	Central Mich.	91 94				
109	H	George Washington	90 69													
75	H	St. Bonaventure	73 59													
281	A	George Mason	91 64													

Non-Div I Games:

Dayton

■ Loss, 
 ■ Non-Conf, 
 ■ S Site, 
 ■ H Home 
 ■ A Away 
 N Neutral

Average RPI Win:	159	WON-LOST	WINNING	LAST 10	STRENGTH OF	OPP. STRENGTH	TEAM	ADJ.	CONF.	ADJ CONF.
Average RPI Loss:	19	RECORD	PCT. RANK	GAMES	SCHEDULE	OF SCHEDULE	RPI	RPI	RPI	RPI
DIV. I ONLY	15- 5	44	6- 4	43	51	28	28	2	2	
DIV. I NON-CONF.	12- 1	11	5- 0	110	125	15	15	4	4	
TOTALS	RPI 1-25	RPI 26-50	W-L RECORDS	RPI 51-100	RPI 101-150	RPI 150+				
15- 5	0- 4	1- 0	OVERALL	4- 1	4- 0	6- 0				
8- 2	0- 2	1- 0	HOME	2- 0	1- 0	4- 0				
6- 3	0- 2	0- 0	AWAY	2- 1	2- 0	2- 0				
1- 0	0- 0	0- 0	NEUTRAL	0- 0	1- 0	0- 0				
12- 1	0- 1	1- 0	NON-CONFERENCE	3- 0	2- 0	6- 0				
7- 0	0- 0	1- 0	HOME	2- 0	0- 0	4- 0				
4- 1	0- 1	0- 0	AWAY	1- 0	1- 0	2- 0				
1- 0	0- 0	0- 0	NEUTRAL	0- 0	1- 0	0- 0				
3- 4	0- 3	0- 0	CONFERENCE	1- 1	2- 0	0- 0				
1- 2	0- 2	0- 0	HOME	0- 0	1- 0	0- 0				
2- 2	0- 1	0- 0	AWAY	1- 1	1- 0	0- 0				
0- 0	0- 0	0- 0	NEUTRAL	0- 0	0- 0	0- 0				

RPI 1-25				RPI 26-50				RPI 51-100				RPI 101+			
RPI	S	Opponent	Score	RPI	S	Opponent	Score	RPI	S	Opponent	Score	RPI	S	Opponent	Score
1	H	Duke	77 85	49	H	Michigan St.	60 58	52	A	Virginia	68 85	103	N	Pacific	73 66
7	A	Louisville	59 69					73	H	Stetson	79 49	106	A	Cincinnati	63 58
16	A	North Carolina St.	57 80					74	A	Florida	76 68	118	A	Pittsburgh	78 69
18	H	North Carolina	61 65					93	H	UT Martin	76 53	133	H	Virginia Tech	70 54
								96	A	Miami (FL)	68 63	157	A	Long Beach St.	72 57
												201	H	Jacksonville	71 33
												258	A	Miami (OH)	71 62
												283	H	UNC Greensboro	93 59
												312	H	Prairie View	88 37
												329	H	North Florida	61 42
LAST 12 Division I GAMES:															
133	H	Virginia Tech	70 54	118	A	Pittsburgh	78 69								
1	H	Duke	77 85	93	H	UT Martin	76 53								
52	A	Virginia	68 85	157	A	Long Beach St.	72 57								
16	A	North Carolina St.	57 80	103	N	Pacific	73 66								
18	H	North Carolina	61 65	329	H	North Florida	61 42								
96	A	Miami (FL)	68 63	201	H	Jacksonville	71 33								

Non-Div I Games:

Florida St.

■ Loss, 
 ■ Non-Conf, S Site, 
 ■ Home 
 ■ Away 
 N Neutral

Average RPI Win:	144	WON-LOST	WINNING	LAST 10	STRENGTH OF	OPP. STRENGTH	TEAM	ADJ.	CONF.	ADJ CONF.
Average RPI Loss:	25	RECORD	PCT. RANK	GAMES	SCHEDULE	OF SCHEDULE	RPI	RPI	RPI	RPI
DIV. I ONLY	17- 2	7	8- 2	98	28	29	29	5	5	
DIV. I NON-CONF.	11- 0	1	4- 0	243	80	32	32	5	5	
TOTALS	RPI 1-25	RPI 26-50	W-L RECORDS	RPI 51-100	RPI 101-150	RPI 150+				
17- 2	1- 2	4- 0	OVERALL	3- 0	1- 0	8- 0				
11- 2	1- 2	1- 0	HOME	1- 0	0- 0	8- 0				
3- 0	0- 0	1- 0	AWAY	1- 0	1- 0	0- 0				
3- 0	0- 0	2- 0	NEUTRAL	1- 0	0- 0	0- 0				
11- 0	0- 0	3- 0	NON-CONFERENCE	1- 0	0- 0	7- 0				
8- 0	0- 0	1- 0	HOME	0- 0	0- 0	7- 0				
0- 0	0- 0	0- 0	AWAY	0- 0	0- 0	0- 0				
3- 0	0- 0	2- 0	NEUTRAL	1- 0	0- 0	0- 0				
6- 2	1- 2	1- 0	CONFERENCE	2- 0	1- 0	1- 0				
3- 2	1- 2	0- 0	HOME	1- 0	0- 0	1- 0				
3- 0	0- 0	1- 0	AWAY	1- 0	1- 0	0- 0				
0- 0	0- 0	0- 0	NEUTRAL	0- 0	0- 0	0- 0				

RPI 1-25				RPI 26-50				Team's RPI: 29		RPI 51-100				RPI 101+			
RPI	S	Opponent	Score	RPI	S	Opponent	Score	RPI	S	Opponent	Score	RPI	S	Opponent	Score		
23	H	Texas	67 61	31	H	Southern California	82 51	80	N	South Fla.	75 56	116	A	Kansas St.	58 51		
24	H	West Virginia	67 71	37	A	Iowa St.	69 62	86	H	TCU	65 53	164	H	Northern Colo.	87 51		
25	H	Baylor	66 69	40	N	Georgia Tech	68 60	94	A	Kansas	64 56	189	H	Lamar	83 56		
				49	N	Michigan St.	63 57					202	H	Tex.-Pan American	90 48		
												211	H	Texas Tech	82 56		
												220	H	Idaho St.	74 45		
												240	H	North Texas	95 47		
												325	H	UMass Lowell	103 52		
												338	H	Texas-Arlington	74 35		
LAST 12 Division I GAMES:																	
25	H	Baylor	66 69	24	H	West Virginia	67 71										
94	A	Kansas	64 56	23	H	Texas	67 61										
211	H	Texas Tech	82 56	202	H	Tex.-Pan American	90 48										
86	H	TCU	65 53	40	N	Georgia Tech	68 60										
37	A	Iowa St.	69 62	49	N	Michigan St.	63 57										
116	A	Kansas St.	58 51	80	N	South Fla.	75 56										

Non-Div I Games:

Oklahoma St.

Average RPI Win:	163	WON-LOST	WINNING	LAST 10	STRENGTH OF	OPP. STRENGTH	TEAM	ADJ.	CONF.	ADJ CONF.
Average RPI Loss:	28	RECORD	PCT. RANK	GAMES	SCHEDULE	OF SCHEDULE	RPI	RPI	RPI	RPI
DIV. I ONLY	17- 3	14	10- 0	94	59	30	30	10	10	
DIV. I NON-CONF.	11- 3	55	6- 0	101	20	35	35	12	12	
TOTALS	RPI 1-25	RPI 26-50	W-L RECORDS	RPI 51-100	RPI 101-150	RPI 150+				
17- 3	0- 2	1- 0	OVERALL	4- 1	3- 0	9- 0				
7- 2	0- 2	1- 0	HOME	1- 0	1- 0	4- 0				
7- 1	0- 0	0- 0	AWAY	2- 1	1- 0	4- 0				
3- 0	0- 0	0- 0	NEUTRAL	1- 0	1- 0	1- 0				
11- 3	0- 2	1- 0	NON-CONFERENCE	3- 1	1- 0	6- 0				
3- 2	0- 2	1- 0	HOME	0- 0	0- 0	2- 0				
5- 1	0- 0	0- 0	AWAY	2- 1	0- 0	3- 0				
3- 0	0- 0	0- 0	NEUTRAL	1- 0	1- 0	1- 0				
6- 0	0- 0	0- 0	CONFERENCE	1- 0	2- 0	3- 0				
4- 0	0- 0	0- 0	HOME	1- 0	1- 0	2- 0				
2- 0	0- 0	0- 0	AWAY	0- 0	1- 0	1- 0				
0- 0	0- 0	0- 0	NEUTRAL	0- 0	0- 0	0- 0				

RPI 1-25				RPI 26-50				Team's RPI: 30				RPI 51-100				RPI 101+			
RPI	S	Opponent	Score	RPI	S	Opponent	Score	RPI	S	Opponent	Score	RPI	S	Opponent	Score	RPI	S	Opponent	Score
6	H	Tennessee	57 67	47	H	South Dakota St.	59 44	58	A	Arkansas	51 66	110	N	Wright St.	69 62				
20	H	Kentucky	72 84					64	H	UTEP	69 58	145	H	UTSA	60 41				
								80	A	South Fla.	68 62	150	A	UAB	61 55				
								88	N	Mississippi St.	62 48	152	A	UCF	63 51				
								96	A	Miami (FL)	61 55	166	A	Clemson	76 51				
												168	H	Old Dominion	62 49				
												208	A	Louisiana Tech	68 51				
												230	A	Austin Peay	69 43				
												232	N	Southeastern La.	89 71				
												240	H	North Texas	86 42				
												269	H	Tennessee Tech	84 53				
												321	H	Kennesaw St.	68 32				
LAST 12 Division I GAMES:																			
168	H	Old Dominion	62 49	269	H	Tennessee Tech	84 53	166	A	Clemson	76 51	47	H	South Dakota St.	59 44	80	A	South Fla.	68 62
145	H	UTSA	60 41	152	A	UCF	63 51	321	H	Kennesaw St.	68 32								
150	A	UAB	61 55																
64	H	UTEP	69 58																
208	A	Louisiana Tech	68 51																
240	H	North Texas	86 42																

Non-Div I Games:

Middle Tenn.

■ Loss, 
 ■ Non-Conf, S Site, 
 ■ Home 
 ■ Away 
 N Neutral

Average RPI Win:	121	WON-LOST	WINNING	LAST 10	STRENGTH OF	OPP. STRENGTH	TEAM	ADJ.	CONF.	ADJ CONF.
Average RPI Loss:	51	RECORD	PCT. RANK	GAMES	SCHEDULE	OF SCHEDULE	RPI	RPI	RPI	RPI
DIV. I ONLY	14- 6	70	9- 1	39	9	31	31	4	4	
DIV. I NON-CONF.	7- 5	120	2- 2	48	18	66	66	1	1	
TOTALS	RPI 1-25	RPI 26-50	W-L RECORDS	RPI 51-100	RPI 101-150	RPI 150+				
14- 6	1- 2	1- 3	OVERALL	5- 0	2- 0	5- 1				
7- 2	0- 1	1- 1	HOME	3- 0	0- 0	3- 0				
5- 3	1- 1	0- 1	AWAY	1- 0	2- 0	1- 1				
2- 1	0- 0	0- 1	NEUTRAL	1- 0	0- 0	1- 0				
7- 5	0- 1	0- 3	NON-CONFERENCE	2- 0	2- 0	3- 1				
3- 2	0- 1	0- 1	HOME	1- 0	0- 0	2- 0				
2- 2	0- 0	0- 1	AWAY	0- 0	2- 0	0- 1				
2- 1	0- 0	0- 1	NEUTRAL	1- 0	0- 0	1- 0				
7- 1	1- 1	1- 0	CONFERENCE	3- 0	0- 0	2- 0				
4- 0	0- 0	1- 0	HOME	2- 0	0- 0	1- 0				
3- 1	1- 1	0- 0	AWAY	1- 0	0- 0	1- 0				
0- 0	0- 0	0- 0	NEUTRAL	0- 0	0- 0	0- 0				

RPI 1-25				RPI 26-50				Team's RPI: 31	RPI 51-100				RPI 101+			
RPI	S	Opponent	Score	RPI	S	Opponent	Score		RPI	S	Opponent	Score	RPI	S	Opponent	Score
8	H	South Carolina	50 70	29	A	Oklahoma St.	51 82		51	A	UCLA	56 54	132	A	Fresno St.	63 54
11	A	Arizona St.	86 94	33	N	Iowa	65 78		55	H	Colorado	55 45	147	A	UC Davis	64 55
22	A	California	77 70	35	H	St. Mary's (CA)	55 71		72	H	Oregon	109 85	154	H	Utah	55 47
				36	H	Oregon St.	81 60		82	N	Boston College	79 52	157	H	Long Beach St.	89 72
									84	H	Hawaii	66 55	170	H	San Diego St.	65 61
													188	A	Cal St. Northridge	64 65
													249	A	Arizona	54 45
													276	N	UNC Wilmington	85 59
LAST 12 Division I GAMES:																
22	A	California	77 70	55	H	Colorado	55 45		51	A	UCLA	56 54				
72	H	Oregon	109 85	157	H	Long Beach St.	89 72		84	H	Hawaii	66 55				
36	H	Oregon St.	81 60	35	H	St. Mary's (CA)	55 71		188	A	Cal St. Northridge	64 65				
249	A	Arizona	54 45													
11	A	Arizona St.	86 94													
154	H	Utah	55 47													

Non-Div I Games:

Southern California

■ Loss, 
■ Non-Conf, 
■ S Site, 
■ H Home 
■ A Away 
N Neutral

Average RPI Win: 116		WON-LOST	WINNING	LAST 10	STRENGTH OF		OPP. STRENGTH	TEAM	ADJ.	CONF.	ADJ CONF.
Average RPI Loss: 41		RECORD	PCT. RANK	GAMES	SCHEDULE		OF SCHEDULE	RPI	RPI	RPI	RPI
DIV. I ONLY		13- 10	126	6- 4	1		81	32	32	3	3
DIV. I NON-CONF.		10- 6	106	4- 1	2		143	30	30	3	3
<hr/>											
TOTALS	RPI 1-25	RPI 26-50		W-L RECORDS		RPI 51-100		RPI 101-150		RPI 150+	
13- 10	2- 4	2- 3		OVERALL		3- 2		1- 1		5- 0	
10- 5	1- 1	1- 3		HOME		2- 1		1- 0		5- 0	
3- 4	1- 2	1- 0		AWAY		1- 1		0- 1		0- 0	
0- 1	0- 1	0- 0		NEUTRAL		0- 0		0- 0		0- 0	
10- 6	1- 3	1- 1		NON-CONFERENCE		2- 1		1- 1		5- 0	
9- 2	0- 1	1- 1		HOME		2- 0		1- 0		5- 0	
1- 3	1- 1	0- 0		AWAY		0- 1		0- 1		0- 0	
0- 1	0- 1	0- 0		NEUTRAL		0- 0		0- 0		0- 0	
3- 4	1- 1	1- 2		CONFERENCE		1- 1		0- 0		0- 0	
1- 3	1- 0	0- 2		HOME		0- 1		0- 0		0- 0	
2- 1	0- 1	1- 0		AWAY		1- 0		0- 0		0- 0	
0- 0	0- 0	0- 0		NEUTRAL		0- 0		0- 0		0- 0	

RPI 1-25				RPI 26-50				Team's RPI: 32	RPI 51-100				RPI 101+			
RPI	S	Opponent	Score	RPI	S	Opponent	Score		RPI	S	Opponent	Score	RPI	S	Opponent	Score
3	N	UConn	49 70	33	H	Iowa	74 81		59	A	Georgia	49 53	106	A	Cincinnati	49 64
9	H	Purdue	89 78	34	A	Indiana	70 51		67	A	Michigan	61 50	117	H	VCU	83 71
14	H	Gonzaga	58 59	41	H	Bowling Green	52 64		67	H	Michigan	49 64	168	H	Old Dominion	75 60
17	A	Penn St.	42 66	49	H	Michigan St.	68 82		91	H	Army	59 56	173	H	Fla. Atlantic	91 88
21	A	Maryland	55 67	50	H	Marist	62 59		93	H	UT Martin	82 60	210	H	Lehigh	93 63
24	A	West Virginia	70 61										222	H	N.C. Central	65 47
													247	H	Appalachian St.	52 38
LAST 12 Division I GAMES:																
49	H	Michigan St.	68 82	9	H	Purdue	89 78		222	H	N.C. Central	65 47				
67	A	Michigan	61 50	247	H	Appalachian St.	52 38		93	H	UT Martin	82 60				
33	H	Iowa	74 81	106	A	Cincinnati	49 64		67	H	Michigan	49 64				
17	A	Penn St.	42 66	91	H	Army	59 56									
34	A	Indiana	70 51													
67	H	Michigan	49 64													

Non-Div I Games:

Ohio St.



Average RPI Win:	132	WON-LOST	WINNING	LAST 10	STRENGTH OF	OPP. STRENGTH	TEAM	ADJ.	CONF.	ADJ CONF.
Average RPI Loss:	38	RECORD	PCT. RANK	GAMES	SCHEDULE	OF SCHEDULE	RPI	RPI	RPI	RPI
DIV. I ONLY	16- 5	42	6- 4	58	32	33	33	3	3	
DIV. I NON-CONF.	12- 2	29	4- 1	133	98	28	28	3	3	
TOTALS	RPI 1-25	RPI 26-50	W-L RECORDS	RPI 51-100	RPI 101-150	RPI 150+				
16- 5	1- 1	5- 3	OVERALL	3- 1	1- 0	6- 0				
10- 2	1- 1	3- 1	HOME	1- 0	0- 0	5- 0				
3- 3	0- 0	1- 2	AWAY	1- 1	1- 0	0- 0				
3- 0	0- 0	1- 0	NEUTRAL	1- 0	0- 0	1- 0				
12- 2	1- 0	2- 1	NON-CONFERENCE	2- 1	1- 0	6- 0				
8- 0	1- 0	1- 0	HOME	1- 0	0- 0	5- 0				
1- 2	0- 0	0- 1	AWAY	0- 1	1- 0	0- 0				
3- 0	0- 0	1- 0	NEUTRAL	1- 0	0- 0	1- 0				
4- 3	0- 1	3- 2	CONFERENCE	1- 0	0- 0	0- 0				
2- 2	0- 1	2- 1	HOME	0- 0	0- 0	0- 0				
2- 1	0- 0	1- 1	AWAY	1- 0	0- 0	0- 0				
0- 0	0- 0	0- 0	NEUTRAL	0- 0	0- 0	0- 0				

RPI 1-25				RPI 26-50				Team's RPI: 33	RPI 51-100				RPI 101+			
RPI	S	Opponent	Score	RPI	S	Opponent	Score		RPI	S	Opponent	Score	RPI	S	Opponent	Score
15	H	Syracuse	97 91	27	H	Dayton	97 93		55	A	Colorado	87 90	144	A	UNI	67 60
17	H	Penn St.	71 87	31	N	Southern California	78 65		82	N	Boston College	78 68	169	H	Stony Brook	78 40
				32	A	Ohio St.	81 74		83	A	Wisconsin	82 65	220	H	Idaho St.	95 47
				34	A	Indiana	84 86		95	H	North Dakota	88 62	238	H	Drake	73 51
				34	H	Indiana	84 75						276	N	UNC Wilmington	102 65
				37	A	Iowa St.	70 83						279	H	UC Riverside	70 56
				39	H	Minnesota	78 71						347	H	Ark.-Pine Bluff	76 38
				49	H	Michigan St.	72 88									
LAST 12 Division I GAMES:																
				34	H	Indiana	84 75		34	A	Indiana	84 86				
				32	A	Ohio St.	81 74		95	H	North Dakota	88 62				
				49	H	Michigan St.	72 88		238	H	Drake	73 51				
				83	A	Wisconsin	82 65		37	A	Iowa St.	70 83				
				39	H	Minnesota	78 71		220	H	Idaho St.	95 47				
				17	H	Penn St.	71 87		15	H	Syracuse	97 91				

Non-Div I Games:

Iowa

■ Loss, 
■ Non-Conf, S Site, 
■ Home 
■ Away 
N Neutral

## Indiana

Through Games Of Jan. 26, 2014

Average RPI Win:	165	WON-LOST	WINNING	LAST 10	STRENGTH OF	OPP. STRENGTH	TEAM	ADJ.	CONF.	ADJ CONF.
Average RPI Loss:	35	RECORD	PCT. RANK	GAMES	SCHEDULE	OF SCHEDULE	RPI	RPI	RPI	RPI
DIV. I ONLY	15- 5	44	5- 5	77	47	34	34	3	3	
DIV. I NON-CONF.	13- 0	1	5- 0	186	184	25	25	3	3	
TOTALS	RPI 1-25	RPI 26-50	W-L RECORDS	RPI 51-100	RPI 101-150	RPI 150+				
15- 5	0- 2	2- 2	OVERALL	0- 1	4- 0	9- 0				
9- 1	0- 0	2- 1	HOME	0- 0	2- 0	5- 0				
6- 4	0- 2	0- 1	AWAY	0- 1	2- 0	4- 0				
0- 0	0- 0	0- 0	NEUTRAL	0- 0	0- 0	0- 0				
13- 0	0- 0	0- 0	NON-CONFERENCE	0- 0	4- 0	9- 0				
7- 0	0- 0	0- 0	HOME	0- 0	2- 0	5- 0				
6- 0	0- 0	0- 0	AWAY	0- 0	2- 0	4- 0				
0- 0	0- 0	0- 0	NEUTRAL	0- 0	0- 0	0- 0				
2- 5	0- 2	2- 2	CONFERENCE	0- 1	0- 0	0- 0				
2- 1	0- 0	2- 1	HOME	0- 0	0- 0	0- 0				
0- 4	0- 2	0- 1	AWAY	0- 1	0- 0	0- 0				
0- 0	0- 0	0- 0	NEUTRAL	0- 0	0- 0	0- 0				

RPI 1-25				RPI 26-50				Team's RPI: 34	RPI 51-100				RPI 101+			
RPI	S	Opponent	Score	RPI	S	Opponent	Score		RPI	S	Opponent	Score	RPI	S	Opponent	Score
9	A	Purdue	53 86	32	H	Ohio St.	51 70		83	A	Wisconsin	60 65	105	A	Indiana St.	57 54
17	A	Penn St.	52 65	33	A	Iowa	75 84						113	A	IUPUI	51 45
				33	H	Iowa	86 84						124	H	Butler	84 69
				39	H	Minnesota	83 78						133	H	Virginia Tech	71 65
													151	H	USC Upstate	87 38
													176	A	Xavier	62 55
													182	A	Cleveland St.	107 73
													190	A	IPFW	85 80
													215	H	Oakland	85 55
													231	H	Central Ark.	80 53
													260	H	Saint Louis	85 69
													263	H	Milwaukee	87 68
													264	A	Morehead St.	77 54
LAST 12 Division I GAMES:																
33	A	Iowa	75 84	33	H	Iowa	86 84									
17	A	Penn St.	52 65	176	A	Xavier	62 55									
39	H	Minnesota	83 78	182	A	Cleveland St.	107 73									
9	A	Purdue	53 86	113	A	IUPUI	51 45									
83	A	Wisconsin	60 65	263	H	Milwaukee	87 68									
32	H	Ohio St.	51 70	264	A	Morehead St.	77 54									

Non-Div I Games:

Indiana

■ Loss, 
 ■ Non-Conf, S Site, 
 ■ Home 
 ■ Away 
 N Neutral

Average RPI Win:	164	WON-LOST	WINNING	LAST 10	STRENGTH OF	OPP. STRENGTH	TEAM	ADJ.	CONF.	ADJ CONF.
Average RPI Loss:	68	RECORD	PCT. RANK	GAMES	SCHEDULE	OF SCHEDULE	RPI	RPI	RPI	RPI
DIV. I ONLY	16- 4	27	7- 3	121	85	35	35	8	8	
DIV. I NON-CONF.	10- 1	22	3- 0	155	72	23	23	8	8	
TOTALS	RPI 1-25	RPI 26-50	W-L RECORDS	RPI 51-100	RPI 101-150	RPI 150+				
16- 4	1- 0	1- 1	OVERALL	1- 2	5- 1	8- 0				
10- 0	1- 0	0- 0	HOME	1- 0	4- 0	4- 0				
6- 4	0- 0	1- 1	AWAY	0- 2	1- 1	4- 0				
0- 0	0- 0	0- 0	NEUTRAL	0- 0	0- 0	0- 0				
10- 1	0- 0	1- 0	NON-CONFERENCE	1- 1	4- 0	4- 0				
6- 0	0- 0	0- 0	HOME	1- 0	3- 0	2- 0				
4- 1	0- 0	1- 0	AWAY	0- 1	1- 0	2- 0				
0- 0	0- 0	0- 0	NEUTRAL	0- 0	0- 0	0- 0				
6- 3	1- 0	0- 1	CONFERENCE	0- 1	1- 1	4- 0				
4- 0	1- 0	0- 0	HOME	0- 0	1- 0	2- 0				
2- 3	0- 0	0- 1	AWAY	0- 1	0- 1	2- 0				
0- 0	0- 0	0- 0	NEUTRAL	0- 0	0- 0	0- 0				

RPI 1-25				RPI 26-50				Team's RPI: 35	RPI 51-100				RPI 101+			
RPI	S	Opponent	Score	RPI	S	Opponent	Score		RPI	S	Opponent	Score	RPI	S	Opponent	Score
14	H	Gonzaga	79 78	26	A	San Diego	70 80		57	A	BYU	67 69	103	A	Pacific	80 91
				31	A	Southern California	71 55		85	A	Sacramento St.	92 94	104	H	Cal Poly	77 69
									92	H	Alabama	86 76	108	H	Portland	80 65
													124	A	Butler	90 86
													128	H	Washington	91 81
													147	H	UC Davis	88 71
													188	A	Cal St. Northridge	72 60
													191	A	San Francisco	86 67
													193	H	Toledo	81 57
													237	H	Loyola Marymount	78 74
													245	H	Pepperdine	71 48
													255	A	Santa Clara	80 70
													259	A	Portland St.	72 54
													304	H	UC Santa Barbara	89 79
LAST 12 Division I GAMES:																
103	A	Pacific	80 91	26	A	San Diego	70 80		108	H	Portland	80 65				
237	H	Loyola Marymount	78 74						14	H	Gonzaga	79 78				
245	H	Pepperdine	71 48						188	A	Cal St. Northridge	72 60				
191	A	San Francisco	86 67						31	A	Southern California	71 55				
255	A	Santa Clara	80 70						57	A	BYU	67 69				
									147	H	UC Davis	88 71				

Non-Div I Games:

St. Mary's (CA)

Average RPI Win:	130	WON-LOST	WINNING	LAST 10	STRENGTH OF	OPP. STRENGTH	TEAM	ADJ.	CONF.	ADJ CONF.
Average RPI Loss:	34	RECORD	PCT. RANK	GAMES	SCHEDULE	OF SCHEDULE	RPI	RPI	RPI	RPI
DIV. I ONLY	11- 8	116	5- 5	13	17	36	36	4	4	
DIV. I NON-CONF.	7- 4	95	2- 2	22	62	48	48	1	1	
TOTALS	RPI 1-25	RPI 26-50	W-L RECORDS	RPI 51-100	RPI 101-150	RPI 150+				
11- 8	0- 4	0- 1	OVERALL	5- 3	2- 0	4- 0				
7- 1	0- 1	0- 0	HOME	4- 0	1- 0	2- 0				
3- 4	0- 2	0- 1	AWAY	1- 1	1- 0	1- 0				
1- 3	0- 1	0- 0	NEUTRAL	0- 2	0- 0	1- 0				
7- 4	0- 2	0- 0	NON-CONFERENCE	2- 2	1- 0	4- 0				
4- 1	0- 1	0- 0	HOME	2- 0	0- 0	2- 0				
2- 0	0- 0	0- 0	AWAY	0- 0	1- 0	1- 0				
1- 3	0- 1	0- 0	NEUTRAL	0- 2	0- 0	1- 0				
4- 4	0- 2	0- 1	CONFERENCE	3- 1	1- 0	0- 0				
3- 0	0- 0	0- 0	HOME	2- 0	1- 0	0- 0				
1- 4	0- 2	0- 1	AWAY	1- 1	0- 0	0- 0				
0- 0	0- 0	0- 0	NEUTRAL	0- 0	0- 0	0- 0				

RPI 1-25				RPI 26-50				Team's RPI: 36				RPI 51-100				RPI 101+			
RPI	S	Opponent	Score	RPI	S	Opponent	Score	RPI	S	Opponent	Score	RPI	S	Opponent	Score	RPI	S	Opponent	Score
2	A	Stanford	67 89	31	A	Southern California	60 81	51	A	UCLA	63 66	108	A	Portland	79 73				
4	H	Notre Dame	58 70					68	N	Creighton	62 70	128	H	Washington	75 68				
17	N	Penn St.	56 61					70	H	Washington St.	72 57	166	N	Clemson	74 41				
22	A	California	63 72					72	A	Oregon	88 80	184	H	Bakersfield	80 49				
								72	H	Oregon	84 70	225	A	UNLV	68 60				
								74	N	Florida	70 73	237	H	Loyola Marymount	92 54				
								84	H	Hawaii	76 64								
								85	H	Sacramento St.	102 80								
LAST 12 Division I GAMES:																			
70	H	Washington St.	72 57	2	A	Stanford	67 89												
128	H	Washington	75 68	22	A	California	63 72												
51	A	UCLA	63 66	4	H	Notre Dame	58 70												
31	A	Southern California	60 81	166	N	Clemson	74 41												
72	H	Oregon	84 70	225	A	UNLV	68 60												
72	A	Oregon	88 80	68	N	Creighton	62 70												

Non-Div I Games: Corban

94 49

Oregon St.

■ Loss, 
 ■ Non-Conf, 
 ■ S Site, 
 ■ Home 
 ■ A Away 
 N Neutral

Through Games of Sat. 10/7/2011										
Average RPI Win:	152	WON-LOST	WINNING	LAST 10	STRENGTH OF	OPP. STRENGTH	TEAM	ADJ.	CONF.	ADJ CONF.
Average RPI Loss:	53	RECORD	PCT. RANK	GAMES	SCHEDULE	OF SCHEDULE	RPI	RPI	RPI	RPI
DIV. I ONLY	15- 4	35	6- 4	71	44	37	37	5	5	
DIV. I NON-CONF.	11- 0	1	4- 0	130	104	11	11	5	5	
TOTALS	RPI 1-25	RPI 26-50	W-L RECORDS	RPI 51-100	RPI 101-150	RPI 150+				
15- 4	0- 1	2- 2	OVERALL	3- 0	3- 1	7- 0				
8- 3	0- 1	1- 2	HOME	1- 0	2- 0	4- 0				
5- 1	0- 0	1- 0	AWAY	1- 0	1- 1	2- 0				
2- 0	0- 0	0- 0	NEUTRAL	1- 0	0- 0	1- 0				
11- 0	0- 0	1- 0	NON-CONFERENCE	2- 0	3- 0	5- 0				
7- 0	0- 0	1- 0	HOME	1- 0	2- 0	3- 0				
2- 0	0- 0	0- 0	AWAY	0- 0	1- 0	1- 0				
2- 0	0- 0	0- 0	NEUTRAL	1- 0	0- 0	1- 0				
4- 4	0- 1	1- 2	CONFERENCE	1- 0	0- 1	2- 0				
1- 3	0- 1	0- 2	HOME	0- 0	0- 0	1- 0				
3- 1	0- 0	1- 0	AWAY	1- 0	0- 1	1- 0				
0- 0	0- 0	0- 0	NEUTRAL	0- 0	0- 0	0- 0				

RPI S	Opponent	Score	RPI S	Opponent	Score	Team's RPI: 37	RPI S	Opponent	Score	RPI S	Opponent	Score	RPI S	Opponent	Score
24	H West Virginia	59 73	29	H Oklahoma St.	62 69		69	N Auburn	68 57	106	A Cincinnati	78 42			
			33	H Iowa	83 70		86	A TCU	71 49	116	A Kansas St.	74 80			
			42	A Oklahoma	82 75		95	H North Dakota	84 55	138	H Holy Cross	72 50			
			42	H Oklahoma	54 75					144	H UNI	83 55			
										192	H South Dakota	88 72			
										206	N Eastern Wash.	88 60			
										211	A Texas Tech	85 76			
										211	H Texas Tech	74 48			
										218	H Cal St. Fullerton	79 52			
										238	A Drake	89 47			
										291	H William & Mary	85 65			
LAST 12 Division I GAMES:															
211	A Texas Tech	85 76	42	A Oklahoma	82 75										
42	H Oklahoma	54 75	86	A TCU	71 49										
116	A Kansas St.	74 80	291	H William & Mary	85 65										
24	H West Virginia	59 73	138	H Holy Cross	72 50										
29	H Oklahoma St.	62 69	33	H Iowa	83 70										
211	H Texas Tech	74 48	218	H Cal St. Fullerton	79 52										

Non-Div I Games:

Iowa St.

■ Loss, 
 ■ Non-Conf, S Site, 
 ■ Home 
 ■ Away 
 N Neutral

Average RPI Win:	146	WON-LOST	WINNING	LAST 10	STRENGTH OF	OPP. STRENGTH	TEAM	ADJ.	CONF.	ADJ CONF.
Average RPI Loss:	49	RECORD	PCT. RANK	GAMES	SCHEDULE	OF SCHEDULE	RPI	RPI	RPI	RPI
DIV. I ONLY	14- 5	53	6- 4	67	53	38	38	7	7	
DIV. I NON-CONF.	10- 1	22	3- 1	89	56	17	17	7	7	
TOTALS	RPI 1-25	RPI 26-50	W-L RECORDS	RPI 51-100	RPI 101-150	RPI 150+				
14- 5	0- 2	0- 1	OVERALL	4- 1	2- 1	8- 0				
4- 3	0- 2	0- 0	HOME	1- 0	1- 1	2- 0				
7- 2	0- 0	0- 1	AWAY	2- 1	1- 0	4- 0				
3- 0	0- 0	0- 0	NEUTRAL	1- 0	0- 0	2- 0				
10- 1	0- 1	0- 0	NON-CONFERENCE	3- 0	1- 0	6- 0				
2- 1	0- 1	0- 0	HOME	1- 0	1- 0	0- 0				
5- 0	0- 0	0- 0	AWAY	1- 0	0- 0	4- 0				
3- 0	0- 0	0- 0	NEUTRAL	1- 0	0- 0	2- 0				
4- 4	0- 1	0- 1	CONFERENCE	1- 1	1- 1	2- 0				
2- 2	0- 1	0- 0	HOME	0- 0	0- 1	2- 0				
2- 2	0- 0	0- 1	AWAY	1- 1	1- 0	0- 0				
0- 0	0- 0	0- 0	NEUTRAL	0- 0	0- 0	0- 0				

RPI 1-25				RPI 26-50				Team's RPI: 38	RPI 51-100				RPI 101+			
RPI	S	Opponent	Score	RPI	S	Opponent	Score		RPI	S	Opponent	Score	RPI	S	Opponent	Score
10	H	Saint Joseph's	60 63	46	A	DePaul	65 91		54	A	Temple	59 58	107	H	Seton Hall	56 64
13	H	St. John's (NY)	52 59						65	H	Penn	55 54	124	A	Butler	70 48
									68	A	Creighton	58 65	130	H	Lafayette	60 33
									81	N	Drexel	63 52	156	N	Montana St.	79 55
									97	A	Marquette	63 61	158	A	La Salle	83 47
													171	A	Sacred Heart	62 59
													176	H	Xavier	61 32
													195	A	FIU	68 61
													198	H	Providence	68 59
													210	A	Lehigh	79 73
													229	N	Mississippi Val.	87 53
LAST 12 Division I GAMES:																
176	H	Xavier	61 32	198	H	Providence	68 59									
13	H	St. John's (NY)	52 59	97	A	Marquette	63 61									
46	A	DePaul	65 91	68	A	Creighton	58 65									
65	H	Penn	55 54	54	A	Temple	59 58									
107	H	Seton Hall	56 64	158	A	La Salle	83 47									
124	A	Butler	70 48	10	H	Saint Joseph's	60 63									

Non-Div I Games:

Villanova

■ Loss, 
■ Non-Conf, S Site, 
■ Home 
■ Away 
N Neutral

Average RPI Win:	108	WON-LOST	WINNING	LAST 10	STRENGTH OF	OPP. STRENGTH	TEAM	ADJ.	CONF.	ADJ CONF.
Average RPI Loss:	52	RECORD	PCT. RANK	GAMES	SCHEDULE	OF SCHEDULE	RPI	RPI	RPI	RPI
DIV. I ONLY	13- 8	103	4- 6	15	31	39	39	3	3	
DIV. I NON-CONF.	11- 3	55	4- 1	34	45	20	20	3	3	
TOTALS	RPI 1-25	RPI 26-50	W-L RECORDS	RPI 51-100	RPI 101-150	RPI 150+				
13- 8	0- 1	0- 3	OVERALL	8- 4	3- 0	2- 0				
10- 2	0- 0	0- 1	HOME	7- 1	1- 0	2- 0				
1- 6	0- 1	0- 2	AWAY	0- 3	1- 0	0- 0				
2- 0	0- 0	0- 0	NEUTRAL	1- 0	1- 0	0- 0				
11- 3	0- 0	0- 0	NON-CONFERENCE	6- 3	3- 0	2- 0				
8- 1	0- 0	0- 0	HOME	5- 1	1- 0	2- 0				
1- 2	0- 0	0- 0	AWAY	0- 2	1- 0	0- 0				
2- 0	0- 0	0- 0	NEUTRAL	1- 0	1- 0	0- 0				
2- 5	0- 1	0- 3	CONFERENCE	2- 1	0- 0	0- 0				
2- 1	0- 0	0- 1	HOME	2- 0	0- 0	0- 0				
0- 4	0- 1	0- 2	AWAY	0- 1	0- 0	0- 0				
0- 0	0- 0	0- 0	NEUTRAL	0- 0	0- 0	0- 0				

RPI 1-25				RPI 26-50				Team's RPI: 39	RPI 51-100				RPI 101+			
RPI	S	Opponent	Score	RPI	S	Opponent	Score		RPI	S	Opponent	Score	RPI	S	Opponent	Score
17	A	Penn St.	53 83	33	A	Iowa	71 78		51	H	UCLA	55 58	114	H	Charlotte	90 55
				34	A	Indiana	78 83		53	H	Navy	62 55	121	N	Colorado St.	79 55
				49	H	Michigan St.	56 81		56	N	Chattanooga	63 62	144	A	UNI	73 55
									61	H	Northwestern	94 59	205	H	Loyola Chicago	80 36
									68	A	Creighton	52 63	215	H	Oakland	79 43
									69	H	Auburn	67 54				
									78	A	Nebraska	85 88				
									83	H	Wisconsin	64 53				
									84	A	Hawaii	71 77				
									94	H	Kansas	70 59				
									95	H	North Dakota	46 44				
									96	H	Miami (FL)	74 67				
LAST 12 Division I GAMES:																
17	A	Penn St.	53 83	49	H	Michigan St.	56 81		51	H	UCLA	55 58				
83	H	Wisconsin	64 53	215	H	Oakland	79 43		69	H	Auburn	67 54				
34	A	Indiana	78 83						53	H	Navy	62 55				
78	A	Nebraska	85 88						56	N	Chattanooga	63 62				
61	H	Northwestern	94 59						61	H	Northwestern	94 59				
33	A	Iowa	71 78						68	A	Creighton	52 63				

Non-Div I Games:

Minnesota

■ Loss, 
 ■ Non-Conf, 
 ■ S Site, 
 ■ H Home 
 ■ A Away 
 N Neutral

## Georgia Tech

Through Games Of Jan. 26, 2014

Average RPI Win: 191		WON-LOST	WINNING	LAST 10	STRENGTH OF	OPP. STRENGTH	TEAM	ADJ.	CONF.	ADJ CONF.
Average RPI Loss: 21		RECORD	PCT. RANK	GAMES	SCHEDULE	OF SCHEDULE	RPI	RPI	RPI	RPI
DIV. I ONLY		13- 7	85	5- 5	14	125	40	40	2	2
DIV. I NON-CONF.		10- 3	58	4- 1	52	263	36	36	4	4
TOTALS		RPI 1-25	RPI 26-50	W-L RECORDS	RPI 51-100	RPI 101-150	RPI 150+			
13- 7	0- 5		0- 1	OVERALL	2- 1	3- 0	8- 0			
8- 2	0- 2		0- 0	HOME	1- 0	2- 0	5- 0			
2- 4	0- 3		0- 0	AWAY	0- 1	1- 0	1- 0			
3- 1	0- 0		0- 1	NEUTRAL	1- 0	0- 0	2- 0			
10- 3	0- 1		0- 1	NON-CONFERENCE	2- 1	1- 0	7- 0			
7- 0	0- 0		0- 0	HOME	1- 0	1- 0	5- 0			
0- 2	0- 1		0- 0	AWAY	0- 1	0- 0	0- 0			
3- 1	0- 0		0- 1	NEUTRAL	1- 0	0- 0	2- 0			
3- 4	0- 4		0- 0	CONFERENCE	0- 0	2- 0	1- 0			
1- 2	0- 2		0- 0	HOME	0- 0	1- 0	0- 0			
2- 2	0- 2		0- 0	AWAY	0- 0	1- 0	1- 0			
0- 0	0- 0		0- 0	NEUTRAL	0- 0	0- 0	0- 0			

RPI 1-25				RPI 26-50				Team's RPI: 40				RPI 51-100				RPI 101+			
RPI	S	Opponent	Score	RPI	S	Opponent	Score	RPI	S	Opponent	Score	RPI	S	Opponent	Score	RPI	S	Opponent	Score
1	H	Duke	47 64	29	N	Oklahoma St.	60 68	59	A	Georgia	56 63	126	H	Illinois	93 69				
6	A	Tennessee	76 87					64	N	UTEP	102 77	127	H	Wake Forest	79 63				
15	A	Syracuse	70 76					98	H	Hampton	89 70	133	A	Virginia Tech	73 52				
16	H	North Carolina St.	73 80									166	A	Clemson	89 68				
21	A	Maryland	81 92									166	N	Southern Utah	85 60				

Non-Div I Games:

Georgia Tech

■ Loss, 
■ Non-Conf, S Site, 
■ Home 
■ Away 
N Neutral



## Bowling Green

Through Games Of Jan. 26, 2014

Average RPI Win:	182	WON-LOST	WINNING	LAST 10	STRENGTH OF	OPP. STRENGTH	TEAM	ADJ.	CONF.	ADJ CONF.
Average RPI Loss:	34	RECORD	PCT. RANK	GAMES	SCHEDULE	OF SCHEDULE	RPI	RPI	RPI	RPI
DIV. I ONLY	16- 3	19	8- 2	156	97	41	41	13	13	
DIV. I NON-CONF.	10- 2	38	4- 1	159	43	37	37	13	13	
TOTALS	RPI 1-25	RPI 26-50	W-L RECORDS	RPI 51-100	RPI 101-150	RPI 150+				
16- 3	0- 1	1- 2	OVERALL	2- 0	3- 0	10- 0				
8- 0	0- 0	0- 0	HOME	0- 0	1- 0	7- 0				
5- 2	0- 1	1- 1	AWAY	1- 0	2- 0	1- 0				
3- 1	0- 0	0- 1	NEUTRAL	1- 0	0- 0	2- 0				
10- 2	0- 1	1- 1	NON-CONFERENCE	2- 0	1- 0	6- 0				
4- 0	0- 0	0- 0	HOME	0- 0	0- 0	4- 0				
3- 1	0- 1	1- 0	AWAY	1- 0	1- 0	0- 0				
3- 1	0- 0	0- 1	NEUTRAL	1- 0	0- 0	2- 0				
6- 1	0- 0	0- 1	CONFERENCE	0- 0	2- 0	4- 0				
4- 0	0- 0	0- 0	HOME	0- 0	1- 0	3- 0				
2- 1	0- 0	0- 1	AWAY	0- 0	1- 0	1- 0				
0- 0	0- 0	0- 0	NEUTRAL	0- 0	0- 0	0- 0				

RPI 1-25				RPI 26-50				Team's RPI: 41				RPI 51-100				RPI 101+			
RPI	S	Opponent	Score	RPI	S	Opponent	Score	RPI	S	Opponent	Score	RPI	S	Opponent	Score	RPI	S	Opponent	Score
9	A	Purdue	48 57	32	A	Ohio St.	64 52	62	A	Iona	51 50	124	A	Butler	61 57	125	H	Buffalo	62 50
				44	A	Central Mich.	79 82	67	N	Michigan	63 52					142	A	Ball St.	72 61
				50	N	Marist	60 74									153	H	Akron	81 65
																168	N	Old Dominion	77 58
																172	H	Eastern Mich.	71 57
																194	H	Northern Ill.	57 44
																235	H	Saint Francis (PA)	81 66
																253	H	Niagara	90 58
																263	H	Milwaukee	87 64
																278	H	Massachusetts	86 46
																317	N	Monmouth	71 48
																319	A	Kent St.	58 39
LAST 12 Division I GAMES:																			
194	H	Northern Ill.	57 44	125	H	Buffalo	62 50												
172	H	Eastern Mich.	71 57	235	H	Saint Francis (PA)	81 66												
44	A	Central Mich.	79 82	9	A	Purdue	48 57												
142	A	Ball St.	72 61	278	H	Massachusetts	86 46												
153	H	Akron	81 65	263	H	Milwaukee	87 64												
319	A	Kent St.	58 39	317	N	Monmouth	71 48												

Non-Div I Games:

Bowling Green

■ Loss, 
 ■ Non-Conf, S Site, 
 ■ Home 
 ■ Away 
 N Neutral

Average RPI Win:	156	WON-LOST	WINNING	LAST 10	STRENGTH OF	OPP. STRENGTH	TEAM	ADJ.	CONF.	ADJ CONF.
Average RPI Loss:	28	RECORD	PCT. RANK	GAMES	SCHEDULE	OF SCHEDULE	RPI	RPI	RPI	RPI
DIV. I ONLY	13- 7	85	6- 4	16	55	42	42	5	5	
DIV. I NON-CONF.	9- 4	81	3- 2	31	106	53	53	5	5	
TOTALS	RPI 1-25	RPI 26-50	W-L RECORDS	RPI 51-100	RPI 101-150	RPI 150+				
13- 7	1- 4	1- 2	OVERALL	4- 1	2- 0	5- 0				
10- 3	1- 2	0- 1	HOME	4- 0	1- 0	4- 0				
3- 4	0- 2	1- 1	AWAY	0- 1	1- 0	1- 0				
0- 0	0- 0	0- 0	NEUTRAL	0- 0	0- 0	0- 0				
9- 4	1- 2	0- 1	NON-CONFERENCE	3- 1	1- 0	4- 0				
8- 2	1- 2	0- 0	HOME	3- 0	0- 0	4- 0				
1- 2	0- 0	0- 1	AWAY	0- 1	1- 0	0- 0				
0- 0	0- 0	0- 0	NEUTRAL	0- 0	0- 0	0- 0				
4- 3	0- 2	1- 1	CONFERENCE	1- 0	1- 0	1- 0				
2- 1	0- 0	0- 1	HOME	1- 0	1- 0	0- 0				
2- 2	0- 2	1- 0	AWAY	0- 0	0- 0	1- 0				
0- 0	0- 0	0- 0	NEUTRAL	0- 0	0- 0	0- 0				

RPI 1-25				RPI 26-50				Team's RPI: 42				RPI 51-100				RPI 101+			
RPI	S	Opponent	Score	RPI	S	Opponent	Score	RPI	S	Opponent	Score	RPI	S	Opponent	Score	RPI	S	Opponent	Score
1	H	Duke	85 94	37	A	Iowa St.	75 54	51	A	UCLA	76 82	115	A	Fairfield	79 51				
7	H	Louisville	92 97	37	H	Iowa St.	75 82	63	H	Wichita St.	89 70	116	H	Kansas St.	61 50				
14	H	Gonzaga	82 78	50	A	Marist	69 76	68	H	Creighton	80 52	211	A	Texas Tech	68 38				
23	A	Texas	74 79					73	H	Stetson	78 60	270	H	Western Ill.	97 80				
24	A	West Virginia	63 77					86	H	TCU	63 52	306	H	Samford	66 35				
												333	H	UMES	105 46				
												338	H	Texas-Arlington	99 46				
LAST 12 Division I GAMES:																			
				86	H	TCU	63 52					211	A	Texas Tech	68 38				
				37	A	Iowa St.	75 54					306	H	Samford	66 35				
				24	A	West Virginia	63 77					50	A	Marist	69 76				
				116	H	Kansas St.	61 50					115	A	Fairfield	79 51				
				23	A	Texas	74 79					333	H	UMES	105 46				
				37	H	Iowa St.	75 82					1	H	Duke	85 94				

Non-Div I Games:

Oklahoma

■ Loss, 
■ Non-Conf, S Site, 
■ Home 
■ Away 
N Neutral

Average RPI Win: 153		WON-LOST	WINNING	LAST 10	STRENGTH OF	OPP. STRENGTH	TEAM	ADJ.	CONF.	ADJ CONF.
Average RPI Loss: 66		RECORD	PCT. RANK	GAMES	SCHEDULE	OF SCHEDULE	RPI	RPI	RPI	RPI
DIV. I ONLY		10- 5	81	8- 2	80	36	43	43	14	14
DIV. I NON-CONF.		9- 5	92	7- 4	113	24	52	52	15	15
TOTALS		RPI 1-25	RPI 26-50		W-L RECORDS		RPI 51-100	RPI 101-150		RPI 150+
10- 5	0- 1	1- 1		OVERALL		4- 2	1- 1		4- 0	
3- 1	0- 1	1- 0		HOME		0- 0	1- 0		1- 0	
6- 4	0- 0	0- 1		AWAY		3- 2	0- 1		3- 0	
1- 0	0- 0	0- 0		NEUTRAL		1- 0	0- 0		0- 0	
9- 5	0- 1	1- 1		NON-CONFERENCE		3- 2	1- 1		4- 0	
3- 1	0- 1	1- 0		HOME		0- 0	1- 0		1- 0	
5- 4	0- 0	0- 1		AWAY		2- 2	0- 1		3- 0	
1- 0	0- 0	0- 0		NEUTRAL		1- 0	0- 0		0- 0	
1- 0	0- 0	0- 0		CONFERENCE		1- 0	0- 0		0- 0	
0- 0	0- 0	0- 0		HOME		0- 0	0- 0		0- 0	
1- 0	0- 0	0- 0		AWAY		1- 0	0- 0		0- 0	
0- 0	0- 0	0- 0		NEUTRAL		0- 0	0- 0		0- 0	

RPI 1-25				RPI 26-50				Team's RPI: 43	RPI 51-100				RPI 101+			
RPI	S	Opponent	Score	RPI	S	Opponent	Score		RPI	S	Opponent	Score	RPI	S	Opponent	Score
10	H	Saint Joseph's	65 74	48	A	Rutgers	65 79		52	A	Virginia	57 69	136	H	Delaware	84 80
				50	H	Marist	81 58		53	A	Navy	73 57	148	A	Georgetown	64 66
									65	A	Penn	84 53	212	H	Illinois St.	65 39
									72	A	Oregon	90 110	259	A	Portland St.	94 76
									81	A	Drexel	66 59	266	A	Rider	75 62
									92	N	Alabama	79 59	316	A	Binghamton	75 49
LAST 12 Division I GAMES:																
65	A	Penn	84 53	316	A	Binghamton	75 49									
81	A	Drexel	66 59	53	A	Navy	73 57									
52	A	Virginia	57 69	72	A	Oregon	90 110									
92	N	Alabama	79 59	259	A	Portland St.	94 76									
212	H	Illinois St.	65 39	10	H	Saint Joseph's	65 74									
136	H	Delaware	84 80	148	A	Georgetown	64 66									

Non-Div I Games:

Princeton

■ Loss, 
■ Non-Conf, S Site, 
■ Home 
■ Away 
N Neutral



Average RPI Win:	166	WON-LOST	WINNING	LAST 10	STRENGTH OF	OPP. STRENGTH	TEAM	ADJ.	CONF.	ADJ CONF.
Average RPI Loss:	57	RECORD	PCT. RANK	GAMES	SCHEDULE	OF SCHEDULE	RPI	RPI	RPI	RPI
DIV. I ONLY	15- 4	35	8- 2	115	74	45	45	12	12	
DIV. I NON-CONF.	10- 4	75	5- 2	83	42	49	49	10	10	
TOTALS	RPI 1-25	RPI 26-50	W-L RECORDS	RPI 51-100	RPI 101-150	RPI 150+				
15- 4	1- 2	0- 0	OVERALL	3- 1	5- 1	6- 0				
6- 1	0- 1	0- 0	HOME	2- 0	1- 0	3- 0				
7- 1	1- 1	0- 0	AWAY	0- 0	4- 0	2- 0				
2- 2	0- 0	0- 0	NEUTRAL	1- 1	0- 1	1- 0				
10- 4	1- 2	0- 0	NON-CONFERENCE	2- 1	3- 1	4- 0				
4- 1	0- 1	0- 0	HOME	1- 0	0- 0	3- 0				
4- 1	1- 1	0- 0	AWAY	0- 0	3- 0	0- 0				
2- 2	0- 0	0- 0	NEUTRAL	1- 1	0- 1	1- 0				
5- 0	0- 0	0- 0	CONFERENCE	1- 0	2- 0	2- 0				
2- 0	0- 0	0- 0	HOME	1- 0	1- 0	0- 0				
3- 0	0- 0	0- 0	AWAY	0- 0	1- 0	2- 0				
0- 0	0- 0	0- 0	NEUTRAL	0- 0	0- 0	0- 0				

RPI 1-25				RPI 26-50				Team's RPI: 45				RPI 51-100				RPI 101+			
RPI	S	Opponent	Score	RPI	S	Opponent	Score	RPI	S	Opponent	Score	RPI	S	Opponent	Score	RPI	S	Opponent	Score
12	H	Vanderbilt	85 89									51	N	UCLA	77 67	110	N	Wright St.	77 79
13	A	St. John's (NY)	64 51									52	H	Virginia	63 46	118	A	Pittsburgh	71 61
18	A	North Carolina	71 74									81	H	Drexel	74 47	136	H	Delaware	87 51
												88	N	Mississippi St.	52 65	140	A	Hofstra	77 50
																141	A	Richmond	78 68
																143	A	Liberty	67 56
																165	H	Ohio	56 33
																233	A	Towson	62 57
																276	A	UNC Wilmington	77 41
																303	H	Norfolk St.	94 50
																312	N	Prairie View	79 50
																324	H	Alcorn	87 42
LAST 12 Division I GAMES:																			
276	A	UNC Wilmington	77 41	303	H	Norfolk St.	94 50					165	H	Ohio	56 33				
81	H	Drexel	74 47									12	H	Vanderbilt	85 89				
140	A	Hofstra	77 50									13	A	St. John's (NY)	64 51				
233	A	Towson	62 57									312	N	Prairie View	79 50				
136	H	Delaware	87 51									118	A	Pittsburgh	71 61				
18	A	North Carolina	71 74																

Non-Div I Games:

James Madison

■ Loss, 
■ Non-Conf, 
■ S Site, 
■ H Home 
■ A Away 
N Neutral

Average RPI Win:	164	WON-LOST	WINNING	LAST 10	STRENGTH OF	OPP. STRENGTH	TEAM	ADJ.	CONF.	ADJ CONF.
Average RPI Loss:	33	RECORD	PCT. RANK	GAMES	SCHEDULE	OF SCHEDULE	RPI	RPI	RPI	RPI
DIV. I ONLY	15- 5	44	8- 2	91	39	46	46	7	7	
DIV. I NON-CONF.	9- 3	63	4- 0	109	53	50	50	7	7	
TOTALS	RPI 1-25	RPI 26-50	W-L RECORDS	RPI 51-100	RPI 101-150	RPI 150+				
15- 5	0- 3	1- 0	OVERALL	2- 2	5- 0	7- 0				
8- 2	0- 2	1- 0	HOME	2- 0	0- 0	5- 0				
4- 3	0- 1	0- 0	AWAY	0- 2	3- 0	1- 0				
3- 0	0- 0	0- 0	NEUTRAL	0- 0	2- 0	1- 0				
9- 3	0- 2	0- 0	NON-CONFERENCE	2- 1	2- 0	5- 0				
5- 1	0- 1	0- 0	HOME	2- 0	0- 0	3- 0				
1- 2	0- 1	0- 0	AWAY	0- 1	0- 0	1- 0				
3- 0	0- 0	0- 0	NEUTRAL	0- 0	2- 0	1- 0				
6- 2	0- 1	1- 0	CONFERENCE	0- 1	3- 0	2- 0				
3- 1	0- 1	1- 0	HOME	0- 0	0- 0	2- 0				
3- 1	0- 0	0- 0	AWAY	0- 1	3- 0	0- 0				
0- 0	0- 0	0- 0	NEUTRAL	0- 0	0- 0	0- 0				

RPI 1-25				RPI 26-50				Team's RPI: 46				RPI 51-100				RPI 101+			
RPI	S	Opponent	Score	RPI	S	Opponent	Score	RPI	S	Opponent	Score	RPI	S	Opponent	Score	RPI	S	Opponent	Score
4	A	Notre Dame	76 92	38	H	Villanova	91 65	61	A	Northwestern	79 82	107	A	Seton Hall	75 68				
13	H	St. John's (NY)	86 96					66	H	Duquesne	88 77	118	N	Pittsburgh	77 63				
20	H	Kentucky	85 96					68	A	Creighton	78 86	124	A	Butler	85 64				
								89	H	Harvard	99 75	128	N	Washington	73 66				
												148	A	Georgetown	92 69				
												176	H	Xavier	87 60				
												198	H	Providence	91 71				
												205	H	Loyola Chicago	93 55				
												212	H	Illinois St.	80 67				
												273	A	Bradley	91 67				
												284	H	Dartmouth	90 76				
												289	N	La.-Monroe	79 57				
LAST 12 Division I GAMES:																			
124	A	Butler	85 64	68	A	Creighton	78 86												
148	A	Georgetown	92 69	176	H	Xavier	87 60												
38	H	Villanova	91 65	273	A	Bradley	91 67												
107	A	Seton Hall	75 68	289	N	La.-Monroe	79 57												
13	H	St. John's (NY)	86 96	128	N	Washington	73 66												
198	H	Providence	91 71	118	N	Pittsburgh	77 63												

Non-Div I Games:

DePaul

Average RPI Win:	179	WON-LOST	WINNING	LAST 10	STRENGTH OF	OPP. STRENGTH	TEAM	ADJ.	CONF.	ADJ CONF.
Average RPI Loss:	60	RECORD	PCT. RANK	GAMES	SCHEDULE	OF SCHEDULE	RPI	RPI	RPI	RPI
DIV. I ONLY	14- 7	81	7- 3	59	101	47	47	21	21	
DIV. I NON-CONF.	9- 7	130	4- 3	29	25	55	55	20	20	
TOTALS	RPI 1-25	RPI 26-50	W-L RECORDS	RPI 51-100	RPI 101-150	RPI 150+				
14- 7	1- 2	1- 1	OVERALL	1- 3	4- 0	7- 1				
9- 0	1- 0	1- 0	HOME	0- 0	3- 0	4- 0				
4- 5	0- 1	0- 1	AWAY	0- 2	1- 0	3- 1				
1- 2	0- 1	0- 0	NEUTRAL	1- 1	0- 0	0- 0				
9- 7	1- 2	1- 1	NON-CONFERENCE	1- 3	3- 0	3- 1				
7- 0	1- 0	1- 0	HOME	0- 0	2- 0	3- 0				
1- 5	0- 1	0- 1	AWAY	0- 2	1- 0	0- 1				
1- 2	0- 1	0- 0	NEUTRAL	1- 1	0- 0	0- 0				
5- 0	0- 0	0- 0	CONFERENCE	0- 0	1- 0	4- 0				
2- 0	0- 0	0- 0	HOME	0- 0	1- 0	1- 0				
3- 0	0- 0	0- 0	AWAY	0- 0	0- 0	3- 0				
0- 0	0- 0	0- 0	NEUTRAL	0- 0	0- 0	0- 0				

RPI 1-25				RPI 26-50				Team's RPI: 47	RPI 51-100				RPI 101+			
RPI	S	Opponent	Score	RPI	S	Opponent	Score		RPI	S	Opponent	Score	RPI	S	Opponent	Score
2	N	Stanford	60 80	30	A	Middle Tenn.	44 59		57	A	BYU	53 81	102	A	Green Bay	66 54
4	A	Notre Dame	51 94	44	H	Central Mich.	87 82		68	A	Creighton	63 68	113	H	IUPUI	63 57
17	H	Penn St.	83 79						79	N	FGCU	59 84	144	H	UNI	80 44
									86	N	TCU	57 52	148	H	Georgetown	86 80
													178	A	UALR	45 66
													190	H	IPFW	77 60
													194	H	Northern Ill.	67 50
													245	H	Pepperdine	88 55
													270	A	Western Ill.	67 66
													290	A	North Dakota St.	73 53
													320	H	NJIT	71 46
													336	A	Neb. Omaha	80 66
LAST 12 Division I GAMES:																
290	A	North Dakota St.	73 53	178	A	UALR	45 66									
336	A	Neb. Omaha	80 66	30	A	Middle Tenn.	44 59									
270	A	Western Ill.	67 66	194	H	Northern Ill.	67 50									
190	H	IPFW	77 60	44	H	Central Mich.	87 82									
113	H	IUPUI	63 57	17	H	Penn St.	83 79									
4	A	Notre Dame	51 94	102	A	Green Bay	66 54									

Non-Div I Games:

South Dakota St.

■ Loss, 
■ Non-Conf, S Site, 
■ Home 
■ Away 
N Neutral

Average RPI Win: 151		WON-LOST	WINNING	LAST 10	STRENGTH OF	OPP. STRENGTH	TEAM	ADJ.	CONF.	ADJ CONF.
Average RPI Loss: 104		RECORD	PCT. RANK	GAMES	SCHEDULE	OF SCHEDULE	RPI	RPI	RPI	RPI
DIV. I ONLY		15- 4	35	8- 2	151	27	48	48	6	6
DIV. I NON-CONF.		9- 2	44	4- 0	212	60	64	64	6	6
TOTALS		RPI 1-25	RPI 26-50		W-L RECORDS		RPI 51-100	RPI 101-150	RPI 150+	
15- 4	0- 2	1- 0		OVERALL		4- 0	1- 1	9- 1		
8- 1	0- 1	1- 0		HOME		2- 0	0- 0	5- 0		
6- 2	0- 0	0- 0		AWAY		2- 0	1- 1	3- 1		
1- 1	0- 1	0- 0		NEUTRAL		0- 0	0- 0	1- 0		
9- 2	0- 1	1- 0		NON-CONFERENCE		1- 0	0- 0	7- 1		
6- 0	0- 0	1- 0		HOME		1- 0	0- 0	4- 0		
2- 1	0- 0	0- 0		AWAY		0- 0	0- 0	2- 1		
1- 1	0- 1	0- 0		NEUTRAL		0- 0	0- 0	1- 0		
6- 2	0- 1	0- 0		CONFERENCE		3- 0	1- 1	2- 0		
2- 1	0- 1	0- 0		HOME		1- 0	0- 0	1- 0		
4- 1	0- 0	0- 0		AWAY		2- 0	1- 1	1- 0		
0- 0	0- 0	0- 0		NEUTRAL		0- 0	0- 0	0- 0		

RPI	S	Opponent	Score	RPI	S	Opponent	Score	RPI	S	Opponent	Score	RPI	S	Opponent	Score
3	H	UConn	64 94	43	H	Princeton	79 65	54	A	Temple	74 68	106	A	Cincinnati	78 58
5	N	LSU	65 69					59	H	Georgia	61 58	131	A	Memphis	73 74
								71	H	SMU	64 54	152	A	UCF	69 48
								80	A	South Fla.	66 53	158	H	La Salle	59 57
												159	A	Davidson	66 35
												171	H	Sacred Heart	71 51
												186	A	Northeastern	65 51
												211	N	Texas Tech	61 52
												252	H	Houston	68 47
												278	A	Massachusetts	63 64
												282	H	Howard	69 38
												287	H	Wagner	83 53
LAST 12 Division I GAMES:															
54	A	Temple	74 68	252	H	Houston	68 47								
152	A	UCF	69 48	80	A	South Fla.	66 53								
3	H	UConn	64 94	59	H	Georgia	61 58								
131	A	Memphis	73 74	171	H	Sacred Heart	71 51								
71	H	SMU	64 54	287	H	Wagner	83 53								
106	A	Cincinnati	78 58	159	A	Davidson	66 35								

Non-Div I Games:

Rutgers



Average RPI Win:	124	WON-LOST	WINNING	LAST 10	STRENGTH OF	OPP. STRENGTH	TEAM	ADJ.	CONF.	ADJ CONF.
Average RPI Loss:	75	RECORD	PCT. RANK	GAMES	SCHEDULE	OF SCHEDULE	RPI	RPI	RPI	RPI
DIV. I ONLY	13- 7	85	7- 3	46	20	49	49	3	3	
DIV. I NON-CONF.	8- 5	109	3- 2	122	47	98	98	3	3	
TOTALS	RPI 1-25	RPI 26-50	W-L RECORDS	RPI 51-100	RPI 101-150	RPI 150+				
13- 7	0- 2	4- 2	OVERALL	3- 0	1- 2	5- 1				
7- 3	0- 1	1- 0	HOME	1- 0	0- 1	5- 1				
5- 3	0- 1	3- 1	AWAY	2- 0	0- 1	0- 0				
1- 1	0- 0	0- 1	NEUTRAL	0- 0	1- 0	0- 0				
8- 5	0- 1	1- 2	NON-CONFERENCE	1- 0	1- 1	5- 1				
6- 1	0- 0	1- 0	HOME	0- 0	0- 0	5- 1				
1- 3	0- 1	0- 1	AWAY	1- 0	0- 1	0- 0				
1- 1	0- 0	0- 1	NEUTRAL	0- 0	1- 0	0- 0				
5- 2	0- 1	3- 0	CONFERENCE	2- 0	0- 1	0- 0				
1- 2	0- 1	0- 0	HOME	1- 0	0- 1	0- 0				
4- 0	0- 0	3- 0	AWAY	1- 0	0- 0	0- 0				
0- 0	0- 0	0- 0	NEUTRAL	0- 0	0- 0	0- 0				

RPI 1-25				RPI 26-50				Team's RPI: 49	RPI 51-100				RPI 101+			
RPI	S	Opponent	Score	RPI	S	Opponent	Score		RPI	S	Opponent	Score	RPI	S	Opponent	Score
4	A	Notre Dame	62 81	27	H	Dayton	96 89		54	A	Temple	74 70	126	H	Illinois	51 61
17	H	Penn St.	54 66	28	A	Florida St.	58 60		67	A	Michigan	79 72	133	A	Virginia Tech	66 72
				29	N	Oklahoma St.	57 63		78	H	Nebraska	70 57	148	N	Georgetown	67 54
				32	A	Ohio St.	82 68						162	H	Rice	81 68
				33	A	Iowa	88 72						184	H	Colgate	96 46
				39	A	Minnesota	81 56						190	H	IPFW	76 81
													215	H	Oakland	80 62
													241	H	Canisius	102 54
													337	H	Detroit	80 41
LAST 12 Division I GAMES:																
				32	A	Ohio St.	82 68		39	A	Minnesota	81 56				
				126	H	Illinois	51 61		184	H	Colgate	96 46				
				17	H	Penn St.	54 66		148	N	Georgetown	67 54				
				33	A	Iowa	88 72		29	N	Oklahoma St.	57 63				
				67	A	Michigan	79 72		215	H	Oakland	80 62				
				78	H	Nebraska	70 57		133	A	Virginia Tech	66 72				

Non-Div I Games:

Michigan St.

Average RPI Win:	183	WON-LOST	WINNING	LAST 10	STRENGTH OF	OPP. STRENGTH	TEAM	ADJ.	CONF.	ADJ CONF.
Average RPI Loss:	52	RECORD	PCT. RANK	GAMES	SCHEDULE	OF SCHEDULE	RPI	RPI	RPI	RPI
DIV. I ONLY	15- 5	44	9- 1	86	113	50	50	17	17	
DIV. I NON-CONF.	6- 4	114	3- 0	13	33	26	26	16	16	
TOTALS	RPI 1-25	RPI 26-50	W-L RECORDS	RPI 51-100	RPI 101-150	RPI 150+				
15- 5	0- 1	2- 2	OVERALL	2- 1	1- 1	10- 0				
7- 2	0- 1	1- 0	HOME	0- 1	0- 0	6- 0				
5- 3	0- 0	0- 2	AWAY	1- 0	1- 1	3- 0				
3- 0	0- 0	1- 0	NEUTRAL	1- 0	0- 0	1- 0				
6- 4	0- 1	2- 2	NON-CONFERENCE	1- 0	0- 1	3- 0				
2- 1	0- 1	1- 0	HOME	0- 0	0- 0	1- 0				
1- 3	0- 0	0- 2	AWAY	0- 0	0- 1	1- 0				
3- 0	0- 0	1- 0	NEUTRAL	1- 0	0- 0	1- 0				
9- 1	0- 0	0- 0	CONFERENCE	1- 1	1- 0	7- 0				
5- 1	0- 0	0- 0	HOME	0- 1	0- 0	5- 0				
4- 0	0- 0	0- 0	AWAY	1- 0	1- 0	2- 0				
0- 0	0- 0	0- 0	NEUTRAL	0- 0	0- 0	0- 0				

RPI 1-25				RPI 26-50				RPI 51-100				RPI 101+			
RPI	S	Opponent	Score	RPI	S	Opponent	Score	RPI	S	Opponent	Score	RPI	S	Opponent	Score
20	H	Kentucky	61 75	32	A	Ohio St.	59 62	62	H	Iona	71 73	101	A	Albany (NY)	59 69
				41	N	Bowling Green	74 60	75	N	St. Bonaventure	68 51	115	A	Fairfield	60 36
				42	H	Oklahoma	76 69	76	A	Quinnipiac	69 63	168	N	Old Dominion	87 82
				43	A	Princeton	58 81					186	H	Northeastern	103 66
												197	A	Boston U.	76 65
												241	A	Canisius	73 47
												241	H	Canisius	57 49
												253	A	Niagara	74 59
												253	H	Niagara	61 52
												265	H	Siena	78 60
												292	H	Manhattan	70 46
												300	H	Saint Peter's	71 42
LAST 12 Division I GAMES:															
253	H	Niagara	61 52	265	H	Siena	78 60								
300	H	Saint Peter's	71 42	292	H	Manhattan	70 46								
241	A	Canisius	73 47	241	H	Canisius	57 49								
253	A	Niagara	74 59	42	H	Oklahoma	76 69								
62	H	Iona	71 73	186	H	Northeastern	103 66								
115	A	Fairfield	60 36	197	A	Boston U.	76 65								

Non-Div I Games:

Marist

■ Loss, 
 ■ Non-Conf, 
 ■ S Site, 
 ■ H Home 
 ■ A Away 
 N Neutral

Average RPI Win:	125	WON-LOST	WINNING	LAST 10	STRENGTH OF	OPP. STRENGTH	TEAM	ADJ.	CONF.	ADJ CONF.
Average RPI Loss:	32	RECORD	PCT. RANK	GAMES	SCHEDULE	OF SCHEDULE	RPI	RPI	RPI	RPI
DIV. I ONLY	10- 11	172	5- 5	7	7	51	51	4	4	
DIV. I NON-CONF.	6- 6	148	2- 1	9	15	42	42	1	1	
TOTALS	RPI 1-25	RPI 26-50	W-L RECORDS	RPI 51-100	RPI 101-150	RPI 150+				
10- 11	0- 6	3- 2	OVERALL	1- 3	2- 0	4- 0				
6- 3	0- 1	2- 1	HOME	1- 1	1- 0	2- 0				
3- 5	0- 4	1- 0	AWAY	0- 1	0- 0	2- 0				
1- 3	0- 1	0- 1	NEUTRAL	0- 1	1- 0	0- 0				
6- 6	0- 3	2- 1	NON-CONFERENCE	0- 2	2- 0	2- 0				
3- 1	0- 1	1- 0	HOME	0- 0	1- 0	1- 0				
2- 2	0- 1	1- 0	AWAY	0- 1	0- 0	1- 0				
1- 3	0- 1	0- 1	NEUTRAL	0- 1	1- 0	0- 0				
4- 5	0- 3	1- 1	CONFERENCE	1- 1	0- 0	2- 0				
3- 2	0- 0	1- 1	HOME	1- 1	0- 0	1- 0				
1- 3	0- 3	0- 0	AWAY	0- 0	0- 0	1- 0				
0- 0	0- 0	0- 0	NEUTRAL	0- 0	0- 0	0- 0				

RPI 1-25				RPI 26-50				RPI 51-100 Team's RPI: 51				RPI 101+			
RPI	S	Opponent	Score	RPI	S	Opponent	Score	RPI	S	Opponent	Score	RPI	S	Opponent	Score
2	A	Stanford	55 72	31	H	Southern California	54 56	55	H	Colorado	59 61	104	H	Cal Poly	96 89
4	A	Notre Dame	48 90	36	H	Oregon St.	66 63	69	N	Auburn	60 66	139	N	Grand Canyon	62 60
11	A	Arizona St.	57 59	39	A	Minnesota	58 55	72	H	Oregon	88 83	154	H	Utah	55 38
16	N	North Carolina St.	49 67	42	H	Oklahoma	82 76	78	A	Nebraska	49 77	170	A	San Diego St.	56 55
18	H	North Carolina	68 78	45	N	James Madison	67 77					245	H	Pepperdine	82 78
22	A	California	53 69									249	A	Arizona	67 61
LAST 12 Division I GAMES:															
22	A	California	53 69	55	H	Colorado	59 61								
2	A	Stanford	55 72	154	H	Utah	55 38								
36	H	Oregon St.	66 63	31	H	Southern California	54 56								
72	H	Oregon	88 83	104	H	Cal Poly	96 89								
11	A	Arizona St.	57 59	69	N	Auburn	60 66								
249	A	Arizona	67 61	39	A	Minnesota	58 55								

Non-Div I Games:

UCLA

■ Loss, 
■ Non-Conf, 
■ S Site, 
■ H Home 
■ A Away 
N Neutral

## Virginia

Through Games Of Jan. 26, 2014

Average RPI Win:	135	WON-LOST	WINNING	LAST 10	STRENGTH OF	OPP. STRENGTH	TEAM	ADJ.	CONF.	ADJ CONF.
Average RPI Loss:	50	RECORD	PCT. RANK	GAMES	SCHEDULE	OF SCHEDULE	RPI	RPI	RPI	RPI
DIV. I ONLY	10- 10	156	6- 4	6	30	52	52	2	2	
DIV. I NON-CONF.	7- 6	142	4- 1	38	70	83	83	4	4	
<hr/>										
TOTALS	RPI 1-25	RPI 26-50	W-L RECORDS	RPI 51-100	RPI 101-150	RPI 150+				
10- 10	1- 5	2- 1	OVERALL	1- 2	2- 2	4- 0				
7- 3	1- 1	2- 0	HOME	0- 1	0- 1	4- 0				
3- 4	0- 3	0- 1	AWAY	1- 0	2- 0	0- 0				
0- 3	0- 1	0- 0	NEUTRAL	0- 1	0- 1	0- 0				
7- 6	0- 2	1- 1	NON-CONFERENCE	1- 2	1- 1	4- 0				
5- 1	0- 0	1- 0	HOME	0- 1	0- 0	4- 0				
2- 2	0- 1	0- 1	AWAY	1- 0	1- 0	0- 0				
0- 3	0- 1	0- 0	NEUTRAL	0- 1	0- 1	0- 0				
3- 4	1- 3	1- 0	CONFERENCE	0- 0	1- 1	0- 0				
2- 2	1- 1	1- 0	HOME	0- 0	0- 1	0- 0				
1- 2	0- 2	0- 0	AWAY	0- 0	1- 0	0- 0				
0- 0	0- 0	0- 0	NEUTRAL	0- 0	0- 0	0- 0				

RPI 1-25				RPI 26-50				RPI 51-100				Team's RPI: 52	RPI 101+			
RPI	S	Opponent	Score	RPI	S	Opponent	Score	RPI	S	Opponent	Score		RPI	S	Opponent	Score
1	A	Duke	55 90	28	H	Florida St.	85 68	67	H	Michigan	53 73		116	N	Kansas St.	46 49
4	H	Notre Dame	72 79	43	H	Princeton	69 57	79	A	FGCU	85 56		118	H	Pittsburgh	75 79
6	N	Tennessee	67 76	45	A	James Madison	46 63	99	N	Tulane	72 79		133	A	Virginia Tech	67 60
15	A	Syracuse	75 84										143	A	Liberty	61 60
21	H	Maryland	86 72										179	H	Coppin St.	70 45
24	A	West Virginia	58 68										180	H	High Point	73 54
													208	H	Louisiana Tech	95 82
													333	H	UMES	81 46
<hr/>																
LAST 12 Division I GAMES:																
15	A	Syracuse	75 84	118	H	Pittsburgh	75 79									
21	H	Maryland	86 72	43	H	Princeton	69 57									
28	H	Florida St.	85 68	179	H	Coppin St.	70 45									
1	A	Duke	55 90	79	A	FGCU	85 56									
4	H	Notre Dame	72 79	99	N	Tulane	72 79									
133	A	Virginia Tech	67 60	333	H	UMES	81 46									

Non-Div I Games:

Virginia

■ Loss, 
 ■ Non-Conf, S Site, 
 ■ Home 
 ■ Away 
 N Neutral

Average RPI Win:	206	WON-LOST	WINNING	LAST 10	STRENGTH OF	OPP. STRENGTH	TEAM	ADJ.	CONF.	ADJ CONF.
Average RPI Loss:	48	RECORD	PCT. RANK	GAMES	SCHEDULE	OF SCHEDULE	RPI	RPI	RPI	RPI
DIV. I ONLY	16- 3	19	9- 1	157	188	53	53	11	11	
DIV. I NON-CONF.	8- 3	67	3- 1	158	252	96	96	11	11	
TOTALS	RPI 1-25	RPI 26-50	W-L RECORDS	RPI 51-100	RPI 101-150	RPI 150+				
16- 3	0- 0	0- 2	OVERALL	1- 1	3- 0	12- 0				
8- 2	0- 0	0- 1	HOME	1- 1	0- 0	7- 0				
8- 1	0- 0	0- 1	AWAY	0- 0	3- 0	5- 0				
0- 0	0- 0	0- 0	NEUTRAL	0- 0	0- 0	0- 0				
8- 3	0- 0	0- 2	NON-CONFERENCE	0- 1	0- 0	8- 0				
4- 2	0- 0	0- 1	HOME	0- 1	0- 0	4- 0				
4- 1	0- 0	0- 1	AWAY	0- 0	0- 0	4- 0				
0- 0	0- 0	0- 0	NEUTRAL	0- 0	0- 0	0- 0				
8- 0	0- 0	0- 0	CONFERENCE	1- 0	3- 0	4- 0				
4- 0	0- 0	0- 0	HOME	1- 0	0- 0	3- 0				
4- 0	0- 0	0- 0	AWAY	0- 0	3- 0	1- 0				
0- 0	0- 0	0- 0	NEUTRAL	0- 0	0- 0	0- 0				

RPI 1-25			RPI 26-50			RPI 51-100			Team's RPI: 53			RPI 101+			
RPI	S	Opponent	Score	RPI	S	Opponent	Score	RPI	S	Opponent	Score	RPI	S	Opponent	Score
39	A	Minnesota	55 62	62	H	Iona	61 64	129	A	Bucknell	94 92				
43	H	Princeton	57 73	91	H	Army	74 64	130	A	Lafayette	67 53				
								138	A	Holy Cross	60 53				
								169	H	Stony Brook	72 54				
								183	H	Mt. St. Mary's	63 55				
								184	H	Colgate	71 40				
								197	H	Boston U.	70 50				
								210	A	Lehigh	73 61				
								214	A	Oral Roberts	89 64				
								233	A	Towson	56 55				
								254	H	Loyola Maryland	67 44				
								266	H	Rider	75 64				
								295	H	Brown	81 61				
								297	A	Marshall	72 68				
								300	A	Saint Peter's	70 51				
LAST 12 Division I GAMES:															
138	A	Holy Cross	60 53	130	A	Lafayette	67 53								
210	A	Lehigh	73 61	254	H	Loyola Maryland	67 44								
184	H	Colgate	71 40	297	A	Marshall	72 68								
129	A	Bucknell	94 92	43	H	Princeton	57 73								
91	H	Army	74 64	183	H	Mt. St. Mary's	63 55								
197	H	Boston U.	70 50	266	H	Rider	75 64								

Non-Div I Games:

Navy

■ Loss, 
 ■ Non-Conf, 
 ■ S Site, 
 ■ H Home 
 ■ A Away 
 N Neutral

Average RPI Win:	148	WON-LOST	WINNING	LAST 10	STRENGTH OF	OPP. STRENGTH	TEAM	ADJ.	CONF.	ADJ CONF.
Average RPI Loss:	35	RECORD	PCT. RANK	GAMES	SCHEDULE	OF SCHEDULE	RPI	RPI	RPI	RPI
DIV. I ONLY	10- 9	146	4- 6	12	40	54	54	6	6	
DIV. I NON-CONF.	6- 5	136	1- 3	25	76	77	77	6	6	
TOTALS	RPI 1-25	RPI 26-50	W-L RECORDS	RPI 51-100	RPI 101-150	RPI 150+				
10- 9	0- 4	0- 3	OVERALL	2- 2	3- 0	5- 0				
5- 6	0- 2	0- 3	HOME	2- 1	0- 0	3- 0				
5- 3	0- 2	0- 0	AWAY	0- 1	3- 0	2- 0				
0- 0	0- 0	0- 0	NEUTRAL	0- 0	0- 0	0- 0				
6- 5	0- 2	0- 2	NON-CONFERENCE	1- 1	1- 0	4- 0				
3- 4	0- 1	0- 2	HOME	1- 1	0- 0	2- 0				
3- 1	0- 1	0- 0	AWAY	0- 0	1- 0	2- 0				
0- 0	0- 0	0- 0	NEUTRAL	0- 0	0- 0	0- 0				
4- 4	0- 2	0- 1	CONFERENCE	1- 1	2- 0	1- 0				
2- 2	0- 1	0- 1	HOME	1- 0	0- 0	1- 0				
2- 2	0- 1	0- 0	AWAY	0- 1	2- 0	0- 0				
0- 0	0- 0	0- 0	NEUTRAL	0- 0	0- 0	0- 0				

RPI	S	Opponent	Score	RPI	S	Opponent	Score	RPI	S	Opponent	Score	RPI	S	Opponent	Score
3	A	UConn	36 80	38	H	Villanova	58 59	65	H	Penn	70 74	106	A	Cincinnati	58 47
7	H	Louisville	68 77	48	H	Rutgers	68 74	69	H	Auburn	78 74	131	A	Memphis	63 56
10	H	Saint Joseph's	53 73	49	H	Michigan St.	70 74	71	H	SMU	80 66	136	A	Delaware	70 58
15	A	Syracuse	76 82					80	A	South Fla.	51 64	152	H	UCF	75 54
												158	A	La Salle	60 47
												160	A	Montana	61 52
												215	H	Oakland	81 57
												282	H	Howard	83 58
LAST 12 Division I GAMES:															
48	H	Rutgers	68 74	152	H	UCF	75 54	7	H	Louisville	68 77	131	A	Memphis	63 56
65	H	Penn	70 74	38	H	Villanova	58 59	49	H	Michigan St.	70 74	71	H	SMU	80 66
106	A	Cincinnati	58 47	3	A	UConn	36 80	282	H	Howard	83 58	15	A	Syracuse	76 82
71	H	SMU	80 66	80	A	South Fla.	51 64								

Non-Div I Games:

Temple

Average RPI Win:	183	WON-LOST	WINNING	LAST 10	STRENGTH OF	OPP. STRENGTH	TEAM	ADJ.	CONF.	ADJ CONF.
Average RPI Loss:	39	RECORD	PCT. RANK	GAMES	SCHEDULE	OF SCHEDULE	RPI	RPI	RPI	RPI
DIV. I ONLY	12- 7	92	3- 7	49	65	55	55	4	4	
DIV. I NON-CONF.	10- 1	22	3- 1	74	214	14	14	1	1	
TOTALS	RPI 1-25	RPI 26-50	W-L RECORDS	RPI 51-100	RPI 101-150	RPI 150+				
12- 7	0- 4	1- 1	OVERALL	1- 1	3- 1	7- 0				
8- 3	0- 3	1- 0	HOME	0- 0	1- 0	6- 0				
4- 4	0- 1	0- 1	AWAY	1- 1	2- 1	1- 0				
0- 0	0- 0	0- 0	NEUTRAL	0- 0	0- 0	0- 0				
10- 1	0- 1	1- 0	NON-CONFERENCE	0- 0	3- 0	6- 0				
7- 0	0- 0	1- 0	HOME	0- 0	1- 0	5- 0				
3- 1	0- 1	0- 0	AWAY	0- 0	2- 0	1- 0				
0- 0	0- 0	0- 0	NEUTRAL	0- 0	0- 0	0- 0				
2- 6	0- 3	0- 1	CONFERENCE	1- 1	0- 1	1- 0				
1- 3	0- 3	0- 0	HOME	0- 0	0- 0	1- 0				
1- 3	0- 0	0- 1	AWAY	1- 1	0- 1	0- 0				
0- 0	0- 0	0- 0	NEUTRAL	0- 0	0- 0	0- 0				

RPI 1-25				RPI 26-50				RPI 51-100				Team's RPI: 55				RPI 101+			
RPI	S	Opponent	Score	RPI	S	Opponent	Score	RPI	S	Opponent	Score			RPI	S	Opponent	Score		
2	H	Stanford	77 87	31	A	Southern California	45 55	51	A	UCLA	61 59			121	A	Colorado St.	63 59		
7	A	Louisville	62 69	33	H	Iowa	90 87	70	A	Washington St.	60 70			126	H	Illinois	79 56		
11	H	Arizona St.	66 68											128	A	Washington	71 81		
22	H	California	55 57											149	A	Wyoming	63 59		
														162	H	Rice	75 58		
														166	H	Southern Utah	75 59		
														246	A	New Mexico	85 53		
														249	H	Arizona	68 47		
														275	H	Denver	83 61		
														288	H	South Ala.	94 61		
														324	H	Alcorn	83 33		
LAST 12 Division I GAMES:																			
11	H	Arizona St.	66 68	51	A	UCLA	61 59												
249	H	Arizona	68 47	31	A	Southern California	45 55												
128	A	Washington	71 81	166	H	Southern Utah	75 59												
70	A	Washington St.	60 70	7	A	Louisville	62 69												
2	H	Stanford	77 87	275	H	Denver	83 61												
22	H	California	55 57	126	H	Illinois	79 56												

Non-Div I Games:

Colorado

## Chattanooga

Through Games Of Jan. 26, 2014

Average RPI Win:	218	WON-LOST	WINNING	LAST 10	STRENGTH OF	OPP. STRENGTH	TEAM	ADJ.	CONF.	ADJ CONF.
Average RPI Loss:	43	RECORD	PCT. RANK	GAMES	SCHEDULE	OF SCHEDULE	RPI	RPI	RPI	RPI
DIV. I ONLY	17- 3	14	10- 0	225	136	56	56	23	23	
DIV. I NON-CONF.	8- 3	67	3- 0	118	38	45	45	21	21	
TOTALS	RPI 1-25	RPI 26-50	W-L RECORDS	RPI 51-100	RPI 101-150	RPI 150+				
17- 3	0- 1	0- 1	OVERALL	2- 1	3- 0	12- 0				
9- 0	0- 0	0- 0	HOME	2- 0	2- 0	5- 0				
7- 2	0- 1	0- 0	AWAY	0- 1	0- 0	7- 0				
1- 1	0- 0	0- 1	NEUTRAL	0- 0	1- 0	0- 0				
8- 3	0- 1	0- 1	NON-CONFERENCE	2- 1	2- 0	4- 0				
4- 0	0- 0	0- 0	HOME	2- 0	1- 0	1- 0				
3- 2	0- 1	0- 0	AWAY	0- 1	0- 0	3- 0				
1- 1	0- 0	0- 1	NEUTRAL	0- 0	1- 0	0- 0				
9- 0	0- 0	0- 0	CONFERENCE	0- 0	1- 0	8- 0				
5- 0	0- 0	0- 0	HOME	0- 0	1- 0	4- 0				
4- 0	0- 0	0- 0	AWAY	0- 0	0- 0	4- 0				
0- 0	0- 0	0- 0	NEUTRAL	0- 0	0- 0	0- 0				

RPI 1-25				RPI 26-50				RPI 51-100 Team's RPI: 56				RPI 101+			
RPI	S	Opponent	Score	RPI	S	Opponent	Score	RPI	S	Opponent	Score	RPI	S	Opponent	Score
6	A	Tennessee	56 80	39	N	Minnesota	62 63	69	H	Auburn	80 52	121	N	Colorado St.	59 57
								84	A	Hawaii	55 60	146	H	Furman	62 44
								92	H	Alabama	82 70	150	H	UAB	63 56
												159	H	Davidson	72 64
												174	A	Elon	66 43
												230	A	Austin Peay	81 70
												242	H	Belmont	76 65
												247	A	Appalachian St.	73 68
												267	A	Western Caro.	77 57
												271	A	East Tenn. St.	70 61
												283	A	UNC Greensboro	86 53
												305	H	Ga. Southern	69 60
												306	H	Samford	63 50
												313	A	Jacksonville St.	68 53
												334	H	Wofford	75 36
LAST 12 Division I GAMES:															
306	H	Samford	63 50	305	H	Ga. Southern	69 60								
146	H	Furman	62 44	271	A	East Tenn. St.	70 61								
334	H	Wofford	75 36	230	A	Austin Peay	81 70								
247	A	Appalachian St.	73 68	174	A	Elon	66 43								
267	A	Western Caro.	77 57	283	A	UNC Greensboro	86 53								
159	H	Davidson	72 64	313	A	Jacksonville St.	68 53								

Non-Div I Games:

Chattanooga

■ Loss, 
 ■ Non-Conf, S Site, 
 ■ Home 
 ■ Away 
 N Neutral



Average RPI Win:	170	WON-LOST	WINNING	LAST 10	STRENGTH OF	OPP. STRENGTH	TEAM	ADJ.	CONF.	ADJ CONF.
Average RPI Loss:	74	RECORD	PCT. RANK	GAMES	SCHEDULE	OF SCHEDULE	RPI	RPI	RPI	RPI
DIV. I ONLY	16- 4	27	7- 3	161	77	57	57	8	8	
DIV. I NON-CONF.	10- 1	22	2- 1	230	49	54	54	8	8	
TOTALS	RPI 1-25	RPI 26-50	W-L RECORDS	RPI 51-100	RPI 101-150	RPI 150+				
16- 4	0- 1	2- 1	OVERALL	3- 0	1- 1	10- 1				
10- 2	0- 0	2- 0	HOME	2- 0	0- 1	6- 1				
6- 2	0- 1	0- 1	AWAY	1- 0	1- 0	4- 0				
0- 0	0- 0	0- 0	NEUTRAL	0- 0	0- 0	0- 0				
10- 1	0- 0	1- 0	NON-CONFERENCE	3- 0	0- 0	6- 1				
5- 1	0- 0	1- 0	HOME	2- 0	0- 0	2- 1				
5- 0	0- 0	0- 0	AWAY	1- 0	0- 0	4- 0				
0- 0	0- 0	0- 0	NEUTRAL	0- 0	0- 0	0- 0				
6- 3	0- 1	1- 1	CONFERENCE	0- 0	1- 1	4- 0				
5- 1	0- 0	1- 0	HOME	0- 0	0- 1	4- 0				
1- 2	0- 1	0- 1	AWAY	0- 0	1- 0	0- 0				
0- 0	0- 0	0- 0	NEUTRAL	0- 0	0- 0	0- 0				

RPI	S	Opponent	Score	RPI	S	Opponent	Score	RPI	S	Opponent	Score	RPI	S	Opponent	Score
14	A	Gonzaga	42 68	26	A	San Diego	45 60	68	A	Creighton	52 51	103	H	Pacific	62 75
				35	H	St. Mary's (CA)	69 67	70	H	Washington St.	80 73	108	A	Portland	75 68
				47	H	South Dakota St.	81 53	82	H	Boston College	70 69	154	H	Utah	74 82
												181	A	Nevada	69 61
												188	A	Cal St. Northridge	82 66
												191	H	San Francisco	81 47
												223	H	Utah St.	84 74
												225	A	UNLV	71 64
												237	H	Loyola Marymount	90 72
												245	H	Pepperdine	65 50
												249	H	Arizona	64 56
												255	H	Santa Clara	61 44
												309	A	Weber St.	90 85
LAST 12 Division I GAMES:															
255	H	Santa Clara	61 44	103	H	Pacific	62 75								
191	H	San Francisco	81 47	245	H	Pepperdine	65 50								
26	A	San Diego	45 60	237	H	Loyola Marymount	90 72								
108	A	Portland	75 68	223	H	Utah St.	84 74								
14	A	Gonzaga	42 68	154	H	Utah	74 82								
35	H	St. Mary's (CA)	69 67	309	A	Weber St.	90 85								

Non-Div I Games:

BYU

## Arkansas

Through Games Of Jan. 26, 2014

Average RPI Win: 186		WON-LOST	WINNING	LAST 10	STRENGTH OF	OPP. STRENGTH	TEAM	ADJ.	CONF.	ADJ CONF.
Average RPI Loss: 50		RECORD	PCT. RANK	GAMES	SCHEDULE	OF SCHEDULE	RPI	RPI	RPI	RPI
DIV. I ONLY		15- 5	44	5- 5	95	106	58	58	1	1
DIV. I NON-CONF.		13- 0	1	5- 0	256	178	40	40	2	2
TOTALS		RPI 1-25	RPI 26-50		W-L RECORDS		RPI 51-100	RPI 101-150	RPI 150+	
15- 5	0- 2	1- 0		OVERALL		1- 3	3- 0	10- 0		
11- 2	0- 1	1- 0		HOME		0- 1	2- 0	8- 0		
2- 3	0- 1	0- 0		AWAY		1- 2	1- 0	0- 0		
2- 0	0- 0	0- 0		NEUTRAL		0- 0	0- 0	2- 0		
13- 0	0- 0	1- 0		NON-CONFERENCE		1- 0	1- 0	10- 0		
10- 0	0- 0	1- 0		HOME		0- 0	1- 0	8- 0		
1- 0	0- 0	0- 0		AWAY		1- 0	0- 0	0- 0		
2- 0	0- 0	0- 0		NEUTRAL		0- 0	0- 0	2- 0		
2- 5	0- 2	0- 0		CONFERENCE		0- 3	2- 0	0- 0		
1- 2	0- 1	0- 0		HOME		0- 1	1- 0	0- 0		
1- 3	0- 1	0- 0		AWAY		0- 2	1- 0	0- 0		
0- 0	0- 0	0- 0		NEUTRAL		0- 0	0- 0	0- 0		

RPI 1-25				RPI 26-50				RPI 51-100 Team's RPI: 58				RPI 101+			
RPI	S	Opponent	Score	RPI	S	Opponent	Score	RPI	S	Opponent	Score	RPI	S	Opponent	Score
8	H	South Carolina	51 55	30	H	Middle Tenn.	66 51	59	A	Georgia	58 60	120	A	Missouri	69 66
20	A	Kentucky	58 68					74	A	Florida	52 59	137	H	Ole Miss	68 65
								88	H	Mississippi St.	50 54	146	H	Furman	74 45
								94	A	Kansas	64 53	155	H	Missouri St.	78 44
												161	H	Tulsa	81 43
												187	H	Sam Houston St.	81 45
												199	H	Northwestern St.	74 53
												214	H	Oral Roberts	91 33
												221	H	Western Mich.	61 46
												229	H	Mississippi Val.	100 54
												269	H	Tennessee Tech	79 53
												308	N	Southeast Mo. St.	88 37
												316	N	Binghamton	72 23
LAST 12 Division I GAMES:															
20	A	Kentucky	58 68	8	H	South Carolina	51 55	229	H	Mississippi Val.	100 54				
137	H	Ole Miss	68 65	269	H	Tennessee Tech	79 53	161	H	Tulsa	81 43				
59	A	Georgia	58 60	199	H	Northwestern St.	74 53	94	A	Kansas	64 53				
88	H	Mississippi St.	50 54												
74	A	Florida	52 59												
120	A	Missouri	69 66												

Non-Div I Games:

Arkansas

■ Loss, 
■ Non-Conf, S Site, 
■ Home 
■ Away 
N Neutral



Average RPI Win: 191		WON-LOST	WINNING	LAST 10	STRENGTH OF	OPP. STRENGTH	TEAM	ADJ.	CONF.	ADJ CONF.
Average RPI Loss: 63		RECORD	PCT. RANK	GAMES	SCHEDULE	OF SCHEDULE	RPI	RPI	RPI	RPI
DIV. I ONLY		16- 4	27	8- 2	185	104	60	60	9	9
DIV. I NON-CONF.		11- 2	31	5- 0	180	101	41	41	9	9
TOTALS		RPI 1-25	RPI 26-50		W-L RECORDS		RPI 51-100	RPI 101-150	RPI 150+	
16- 4	0- 1	0- 1		OVERALL		1- 1	6- 1	9- 0		
10- 1	0- 0	0- 0		HOME		1- 1	3- 0	6- 0		
5- 3	0- 1	0- 1		AWAY		0- 0	2- 1	3- 0		
1- 0	0- 0	0- 0		NEUTRAL		0- 0	1- 0	0- 0		
11- 2	0- 1	0- 0		NON-CONFERENCE		1- 0	4- 1	6- 0		
7- 0	0- 0	0- 0		HOME		1- 0	2- 0	4- 0		
3- 2	0- 1	0- 0		AWAY		0- 0	1- 1	2- 0		
1- 0	0- 0	0- 0		NEUTRAL		0- 0	1- 0	0- 0		
5- 2	0- 0	0- 1		CONFERENCE		0- 1	2- 0	3- 0		
3- 1	0- 0	0- 0		HOME		0- 1	1- 0	2- 0		
2- 1	0- 0	0- 1		AWAY		0- 0	1- 0	1- 0		
0- 0	0- 0	0- 0		NEUTRAL		0- 0	0- 0	0- 0		

RPI S	Opponent	Score	RPI S	Opponent	Score	RPI S	Opponent	Score	RPI S	Opponent	Score
17	A Penn St.	61 78	27	A Dayton	64 73	66	H Duquesne	61 65	103	H Pacific	84 63
						89	H Harvard	64 44	106	N Cincinnati	56 40
									117	A VCU	76 73
									135	H American	66 62
									138	A Holy Cross	75 49
									140	A Hofstra	64 77
									141	H Richmond	70 59
									191	H San Francisco	80 66
									204	H Yale	80 52
									212	H Illinois St.	57 32
									225	A UNLV	72 63
									260	H Saint Louis	74 52
									278	A Massachusetts	75 61
									278	H Massachusetts	80 54
									283	H UNC Greensboro	79 48
									292	A Manhattan	71 46
LAST 12 Division I GAMES:											
278	H Massachusetts	80 54	260	H Saint Louis	74 52						
27	A Dayton	64 73	89	H Harvard	64 44						
117	A VCU	76 73	283	H UNC Greensboro	79 48						
141	H Richmond	70 59	292	A Manhattan	71 46						
66	H Duquesne	61 65	212	H Illinois St.	57 32						
278	A Massachusetts	75 61	138	A Holy Cross	75 49						

Non-Div I Games:

Fordham

## Northwestern

Through Games Of Jan. 26, 2014

Average RPI Win:	145	WON-LOST	WINNING	LAST 10	STRENGTH OF	OPP. STRENGTH	TEAM	ADJ.	CONF.	ADJ CONF.
Average RPI Loss:	56	RECORD	PCT. RANK	GAMES	SCHEDULE	OF SCHEDULE	RPI	RPI	RPI	RPI
DIV. I ONLY	13- 7	85	5- 5	45	48	61	61	3	3	
DIV. I NON-CONF.	10- 3	58	4- 1	90	129	59	59	3	3	
TOTALS	RPI 1-25	RPI 26-50	W-L RECORDS	RPI 51-100	RPI 101-150	RPI 150+				
13- 7	1- 3	1- 1	OVERALL	2- 1	4- 2	5- 0				
11- 2	1- 1	1- 0	HOME	2- 0	4- 1	3- 0				
1- 4	0- 2	0- 1	AWAY	0- 1	0- 0	1- 0				
1- 1	0- 0	0- 0	NEUTRAL	0- 0	0- 1	1- 0				
10- 3	0- 2	1- 0	NON-CONFERENCE	0- 0	4- 1	5- 0				
8- 1	0- 1	1- 0	HOME	0- 0	4- 0	3- 0				
1- 1	0- 1	0- 0	AWAY	0- 0	0- 0	1- 0				
1- 1	0- 0	0- 0	NEUTRAL	0- 0	0- 1	1- 0				
3- 4	1- 1	0- 1	CONFERENCE	2- 1	0- 1	0- 0				
3- 1	1- 0	0- 0	HOME	2- 0	0- 1	0- 0				
0- 3	0- 1	0- 1	AWAY	0- 1	0- 0	0- 0				
0- 0	0- 0	0- 0	NEUTRAL	0- 0	0- 0	0- 0				

RPI 1-25				RPI 26-50				RPI 51-100				RPI 101+			
RPI	S	Opponent	Score	RPI	S	Opponent	Score	RPI	S	Opponent	Score	RPI	S	Opponent	Score
9	A	Purdue	65 90	39	A	Minnesota	59 94	78	A	Nebraska	65 66	105	N	Indiana St.	67 70
9	H	Purdue	71 68	46	H	DePaul	82 79	78	H	Nebraska	63 59	111	H	Ill.-Chicago	79 63
16	H	North Carolina St.	61 76					83	H	Wisconsin	74 58	113	H	IUPUI	72 61
22	A	California	51 65									126	H	Illinois	74 76
												130	H	Lafayette	66 64
												140	H	Hofstra	74 57
												186	N	Northeastern	73 46
												205	A	Loyola Chicago	90 57
												214	H	Oral Roberts	84 54
												225	H	UNLV	57 53
												345	H	Chicago St.	64 33
LAST 12 Division I GAMES:															
78	H	Nebraska	63 59	78	A	Nebraska	65 66								
9	A	Purdue	65 90	186	N	Northeastern	73 46								
83	H	Wisconsin	74 58	105	N	Indiana St.	67 70								
126	H	Illinois	74 76	113	H	IUPUI	72 61								
39	A	Minnesota	59 94	214	H	Oral Roberts	84 54								
9	H	Purdue	71 68	205	A	Loyola Chicago	90 57								

Non-Div I Games:

Northwestern

■ Loss, 
 ■ Non-Conf, S Site, 
 ■ Home 
 ■ Away 
 N Neutral

Average RPI Win:	208	WON-LOST	WINNING	LAST 10	STRENGTH OF	OPP. STRENGTH	TEAM	ADJ.	CONF.	ADJ CONF.
Average RPI Loss:	27	RECORD	PCT. RANK	GAMES	SCHEDULE	OF SCHEDULE	RPI	RPI	RPI	RPI
DIV. I ONLY	17- 2	7	10- 0	258	107	62	62	17	17	
DIV. I NON-CONF.	7- 2	57	2- 0	174	40	63	63	16	16	
TOTALS	RPI 1-25	RPI 26-50	W-L RECORDS	RPI 51-100	RPI 101-150	RPI 150+				
17- 2	0- 1	1- 1	OVERALL	2- 0	2- 0	12- 0				
8- 1	0- 0	0- 1	HOME	1- 0	1- 0	6- 0				
9- 1	0- 1	1- 0	AWAY	1- 0	1- 0	6- 0				
0- 0	0- 0	0- 0	NEUTRAL	0- 0	0- 0	0- 0				
7- 2	0- 1	0- 1	NON-CONFERENCE	1- 0	1- 0	5- 0				
4- 1	0- 0	0- 1	HOME	0- 0	1- 0	3- 0				
3- 1	0- 1	0- 0	AWAY	1- 0	0- 0	2- 0				
0- 0	0- 0	0- 0	NEUTRAL	0- 0	0- 0	0- 0				
10- 0	0- 0	1- 0	CONFERENCE	1- 0	1- 0	7- 0				
4- 0	0- 0	0- 0	HOME	1- 0	0- 0	3- 0				
6- 0	0- 0	1- 0	AWAY	0- 0	1- 0	4- 0				
0- 0	0- 0	0- 0	NEUTRAL	0- 0	0- 0	0- 0				

RPI 1-25				RPI 26-50				RPI 51-100				Team's RPI: 62	RPI 101+			
RPI	S	Opponent	Score	RPI	S	Opponent	Score	RPI	S	Opponent	Score		RPI	S	Opponent	Score
13	A	St. John's (NY)	48 78	41	H	Bowling Green	50 51	53	A	Navy	64 61		103	H	Pacific	83 70
				50	A	Marist	73 71	76	H	Quinnipiac	95 86		115	A	Fairfield	64 59
													152	A	UCF	78 66
													171	A	Sacred Heart	86 62
													241	A	Canisius	69 57
													249	H	Arizona	82 75
													253	A	Niagara	94 84
													265	H	Siena	86 80
													287	H	Wagner	74 59
													292	H	Manhattan	70 52
													300	A	Saint Peter's	65 61
													300	H	Saint Peter's	66 54
													310	H	Columbia	83 67
													317	A	Monmouth	86 77
LAST 12 Division I GAMES:																
				300	H	Saint Peter's	66 54					253	A	Niagara	94 84	
				317	A	Monmouth	86 77					241	A	Canisius	69 57	
				292	H	Manhattan	70 52					300	A	Saint Peter's	65 61	
				115	A	Fairfield	64 59					265	H	Siena	86 80	
				50	A	Marist	73 71					152	A	UCF	78 66	
				76	H	Quinnipiac	95 86					310	H	Columbia	83 67	

Non-Div I Games:

Iona

■ Loss, 
■ Non-Conf, 
■ S Site, 
■ H Home 
■ A Away 
N Neutral

Average RPI Win:	202	WON-LOST	WINNING	LAST 10	STRENGTH OF	OPP. STRENGTH	TEAM	ADJ.	CONF.	ADJ CONF.
Average RPI Loss:	26	RECORD	PCT. RANK	GAMES	SCHEDULE	OF SCHEDULE	RPI	RPI	RPI	RPI
DIV. I ONLY	15- 2	11	10- 0	248	108	63	63	18	18	
DIV. I NON-CONF.	9- 2	44	6- 0	199	93	71	71	17	17	
TOTALS	RPI 1-25	RPI 26-50	W-L RECORDS	RPI 51-100	RPI 101-150	RPI 150+				
15- 2	0- 1	0- 1	OVERALL	0- 0	4- 0	11- 0				
8- 1	0- 1	0- 0	HOME	0- 0	2- 0	6- 0				
7- 1	0- 0	0- 1	AWAY	0- 0	2- 0	5- 0				
0- 0	0- 0	0- 0	NEUTRAL	0- 0	0- 0	0- 0				
9- 2	0- 1	0- 1	NON-CONFERENCE	0- 0	3- 0	6- 0				
6- 1	0- 1	0- 0	HOME	0- 0	1- 0	5- 0				
3- 1	0- 0	0- 1	AWAY	0- 0	2- 0	1- 0				
0- 0	0- 0	0- 0	NEUTRAL	0- 0	0- 0	0- 0				
6- 0	0- 0	0- 0	CONFERENCE	0- 0	1- 0	5- 0				
2- 0	0- 0	0- 0	HOME	0- 0	1- 0	1- 0				
4- 0	0- 0	0- 0	AWAY	0- 0	0- 0	4- 0				
0- 0	0- 0	0- 0	NEUTRAL	0- 0	0- 0	0- 0				

RPI 1-25				RPI 26-50				RPI 51-100 Team's RPI: 63				RPI 101+			
RPI	S	Opponent	Score	RPI	S	Opponent	Score	RPI	S	Opponent	Score	RPI	S	Opponent	Score
10	H	Saint Joseph's	73 81	42	A	Oklahoma	70 89					102	A	Green Bay	63 58
												116	A	Kansas St.	69 46
												123	H	Arkansas St.	66 47
												144	H	UNI	80 47
												155	A	Missouri St.	98 68
												187	A	Sam Houston St.	64 47
												190	H	IPFW	69 46
												202	H	Tex.-Pan American	69 40
												205	A	Loyola Chicago	71 58
												212	A	Illinois St.	74 58
												230	H	Austin Peay	86 64
												238	H	Drake	88 55
												273	A	Bradley	74 72
												308	H	Southeast Mo. St.	67 46
												339	H	Air Force	61 37
LAST 12 Division I GAMES:															
212	A	Illinois St.	74 58	202	H	Tex.-Pan American	69 40								
238	H	Drake	88 55	230	H	Austin Peay	86 64								
144	H	UNI	80 47	102	A	Green Bay	63 58								
273	A	Bradley	74 72	123	H	Arkansas St.	66 47								
205	A	Loyola Chicago	71 58	187	A	Sam Houston St.	64 47								
155	A	Missouri St.	98 68	339	H	Air Force	61 37								

Non-Div I Games:

Wichita St.

Average RPI Win:	<b>196</b>	WON-LOST	WINNING	LAST 10	STRENGTH OF	OPP. STRENGTH	TEAM	ADJ.	CONF.	ADJ CONF.
Average RPI Loss:	<b>51</b>	RECORD	PCT. RANK	GAMES	SCHEDULE	OF SCHEDULE	RPI	RPI	RPI	RPI
DIV. I ONLY	<b>14- 4</b>	<b>40</b>	<b>6- 4</b>	<b>139</b>	<b>99</b>	<b>64</b>	<b>64</b>	<b>10</b>	<b>10</b>	
DIV. I NON-CONF.	<b>10- 2</b>	<b>38</b>	<b>4- 2</b>	<b>265</b>	<b>89</b>	<b>82</b>	<b>82</b>	<b>12</b>	<b>12</b>	
TOTALS	RPI 1-25	RPI 26-50	W-L RECORDS	RPI 51-100	RPI 101-150	RPI 150+				
14- 4	0- 1	0- 2	OVERALL	2- 0	3- 1	9- 0				
10- 1	0- 0	0- 0	HOME	2- 0	1- 1	7- 0				
3- 2	0- 1	0- 1	AWAY	0- 0	2- 0	1- 0				
1- 1	0- 0	0- 1	NEUTRAL	0- 0	0- 0	1- 0				
10- 2	0- 1	0- 1	NON-CONFERENCE	1- 0	1- 0	8- 0				
8- 0	0- 0	0- 0	HOME	1- 0	1- 0	6- 0				
1- 1	0- 1	0- 0	AWAY	0- 0	0- 0	1- 0				
1- 1	0- 0	0- 1	NEUTRAL	0- 0	0- 0	1- 0				
4- 2	0- 0	0- 1	CONFERENCE	1- 0	2- 1	1- 0				
2- 1	0- 0	0- 0	HOME	1- 0	0- 1	1- 0				
2- 1	0- 0	0- 1	AWAY	0- 0	2- 0	0- 0				
0- 0	0- 0	0- 0	NEUTRAL	0- 0	0- 0	0- 0				

RPI 1-25				RPI 26-50				RPI 51-100				Team's RPI: 64	RPI 101+			
RPI	S	Opponent	Score	RPI	S	Opponent	Score	RPI	S	Opponent	Score		RPI	S	Opponent	Score
19	A	Texas A&M	58 74	30	A	Middle Tenn.	58 69	71	H	SMU	76 71		114	H	Charlotte	86 92
				40	N	Georgia Tech	77 102	87	H	Southern Miss.	86 85		116	H	Kansas St.	84 39
													145	A	UTSA	67 56
													150	A	UAB	85 76
													161	H	Tulsa	97 66
													164	H	Northern Colo.	63 40
													207	H	Texas Southern	87 61
													232	H	Southeastern La.	87 65
													242	N	Belmont	88 74
													277	H	Texas St.	73 60
													293	H	Northern Ariz.	92 43
													301	A	New Mexico St.	80 61
													301	H	New Mexico St.	94 69
LAST 12 Division I GAMES:																
145	A	UTSA	67 56	19	A	Texas A&M	58 74	207	H	Texas Southern	87 61					
87	H	Southern Miss.	86 85	242	N	Belmont	88 74	40	N	Georgia Tech	77 102					
114	H	Charlotte	86 92	232	H	Southeastern La.	87 65	71	H	SMU	76 71					
30	A	Middle Tenn.	58 69													
161	H	Tulsa	97 66													
150	A	UAB	85 76													

Non-Div I Games: Tex. Permian Basin 75 58

UTEP

■ Loss, 
 ■ Non-Conf, 
 ■ S Site, 
 ■ H Home 
 ■ A Away 
 N Neutral



Average RPI Win:	185	WON-LOST	WINNING	LAST 10	STRENGTH OF	OPP. STRENGTH	TEAM	ADJ.	CONF.	ADJ CONF.
Average RPI Loss:	41	RECORD	PCT. RANK	GAMES	SCHEDULE	OF SCHEDULE	RPI	RPI	RPI	RPI
DIV. I ONLY	10- 5	81	7- 3	68	98	65	65	14	14	
DIV. I NON-CONF.	10- 4	75	9- 2	73	96	51	51	15	15	
TOTALS	RPI 1-25	RPI 26-50	W-L RECORDS	RPI 51-100	RPI 101-150	RPI 150+				
10- 5	0- 2	0- 2	OVERALL	4- 0	1- 1	5- 0				
5- 3	0- 1	0- 1	HOME	2- 0	0- 1	3- 0				
5- 2	0- 1	0- 1	AWAY	2- 0	1- 0	2- 0				
0- 0	0- 0	0- 0	NEUTRAL	0- 0	0- 0	0- 0				
10- 4	0- 2	0- 1	NON-CONFERENCE	4- 0	1- 1	5- 0				
5- 2	0- 1	0- 0	HOME	2- 0	0- 1	3- 0				
5- 2	0- 1	0- 1	AWAY	2- 0	1- 0	2- 0				
0- 0	0- 0	0- 0	NEUTRAL	0- 0	0- 0	0- 0				
0- 1	0- 0	0- 1	CONFERENCE	0- 0	0- 0	0- 0				
0- 1	0- 0	0- 1	HOME	0- 0	0- 0	0- 0				
0- 0	0- 0	0- 0	AWAY	0- 0	0- 0	0- 0				
0- 0	0- 0	0- 0	NEUTRAL	0- 0	0- 0	0- 0				

RPI 1-25				RPI 26-50				RPI 51-100 Team's RPI: 65				RPI 101+			
RPI	S	Opponent	Score	RPI	S	Opponent	Score	RPI	S	Opponent	Score	RPI	S	Opponent	Score
4	H	Notre Dame	54 76	38	A	Villanova	54 55	54	A	Temple	74 70	112	H	St. Francis Brooklyn	51 56
10	A	Saint Joseph's	52 60	43	H	Princeton	53 84	81	H	Drexel	46 44	129	A	Bucknell	69 61
								91	H	Army	67 57	158	A	La Salle	64 54
								96	A	Miami (FL)	67 66	297	A	Morgan St.	85 51
												303	H	Norfolk St.	79 49
												320	H	NJIT	84 48
												323	H	LIU Brooklyn	70 59
LAST 12 Division I GAMES:															
320	H	NJIT	84 48	303	H	Norfolk St.	79 49								
54	A	Temple	74 70	96	A	Miami (FL)	67 66								
10	A	Saint Joseph's	52 60	81	H	Drexel	46 44								
38	A	Villanova	54 55	91	H	Army	67 57								
43	H	Princeton	53 84	129	A	Bucknell	69 61								
297	A	Morgan St.	85 51	323	H	LIU Brooklyn	70 59								

Non-Div I Games:

Penn

Average RPI Win:	206	WON-LOST	WINNING	LAST 10	STRENGTH OF	OPP. STRENGTH	TEAM	ADJ.	CONF.	ADJ CONF.
Average RPI Loss:	69	RECORD	PCT. RANK	GAMES	SCHEDULE	OF SCHEDULE	RPI	RPI	RPI	RPI
DIV. I ONLY	14- 6	70	7- 3	73	185	66	66	9	9	
DIV. I NON-CONF.	8- 5	109	3- 2	105	135	89	89	9	9	
TOTALS	RPI 1-25	RPI 26-50	W-L RECORDS	RPI 51-100	RPI 101-150	RPI 150+				
14- 6	0- 2	0- 1	OVERALL	2- 0	3- 3	9- 0				
6- 3	0- 1	0- 0	HOME	1- 0	1- 2	4- 0				
7- 2	0- 0	0- 1	AWAY	1- 0	1- 1	5- 0				
1- 1	0- 1	0- 0	NEUTRAL	0- 0	1- 0	0- 0				
8- 5	0- 2	0- 1	NON-CONFERENCE	0- 0	2- 2	6- 0				
3- 2	0- 1	0- 0	HOME	0- 0	1- 1	2- 0				
4- 2	0- 0	0- 1	AWAY	0- 0	0- 1	4- 0				
1- 1	0- 1	0- 0	NEUTRAL	0- 0	1- 0	0- 0				
6- 1	0- 0	0- 0	CONFERENCE	2- 0	1- 1	3- 0				
3- 1	0- 0	0- 0	HOME	1- 0	0- 1	2- 0				
3- 0	0- 0	0- 0	AWAY	1- 0	1- 0	1- 0				
0- 0	0- 0	0- 0	NEUTRAL	0- 0	0- 0	0- 0				

RPI 1-25			RPI 26-50			RPI 51-100			Team's RPI: 66	RPI 101+		
RPI	S	Opponent	Score	RPI	S	Opponent	Score	RPI	S	Opponent	Score	
4	N	Notre Dame	61 100	46	A	DePaul	77 88	60	A	Fordham	65 61	102 H Green Bay 60 68
24	H	West Virginia	80 88					75	H	St. Bonaventure	73 65	104 N Cal Poly 84 69
												117 A VCU 77 65
												117 H VCU 68 71
												118 A Pittsburgh 57 67
												125 H Buffalo 78 55
												198 H Providence 83 78
												235 A Saint Francis (PA) 86 66
												258 A Miami (OH) 78 58
												260 A Saint Louis 59 47
												264 A Morehead St. 83 35
												268 H Robert Morris 79 63
												278 H Massachusetts 67 52
												319 A Kent St. 94 63
												328 H Rhode Island 62 47
LAST 12 Division I GAMES:												
117	A	VCU	77 65	75	H	St. Bonaventure	73 65					
328	H	Rhode Island	62 47	118	A	Pittsburgh	57 67					
278	H	Massachusetts	67 52	24	H	West Virginia	80 88					
260	A	Saint Louis	59 47	268	H	Robert Morris	79 63					
60	A	Fordham	65 61	235	A	Saint Francis (PA)	86 66					
117	H	VCU	68 71	198	H	Providence	83 78					

Non-Div I Games:

Duquesne

■ Loss, 
 ■ Non-Conf, 
 S Site, 
 ■ Home 
 ■ Away 
 N Neutral

## Michigan

Through Games Of Jan. 26, 2014

Average RPI Win:	157	WON-LOST	WINNING	LAST 10	STRENGTH OF	OPP. STRENGTH	TEAM	ADJ.	CONF.	ADJ CONF.
Average RPI Loss:	51	RECORD	PCT. RANK	GAMES	SCHEDULE	OF SCHEDULE	RPI	RPI	RPI	RPI
DIV. I ONLY	14- 6	70	7- 3	99	11	67	67	3	3	
DIV. I NON-CONF.	9- 4	81	4- 1	152	86	99	99	3	3	
TOTALS	RPI 1-25	RPI 26-50	W-L RECORDS	RPI 51-100	RPI 101-150	RPI 150+				
14- 6	1- 2	1- 3	OVERALL	3- 0	2- 0	7- 1				
6- 4	0- 1	0- 2	HOME	1- 0	2- 0	3- 1				
6- 0	1- 0	1- 0	AWAY	2- 0	0- 0	2- 0				
2- 2	0- 1	0- 1	NEUTRAL	0- 0	0- 0	2- 0				
9- 4	0- 2	0- 1	NON-CONFERENCE	1- 0	1- 0	7- 1				
4- 2	0- 1	0- 0	HOME	0- 0	1- 0	3- 1				
3- 0	0- 0	0- 0	AWAY	1- 0	0- 0	2- 0				
2- 2	0- 1	0- 1	NEUTRAL	0- 0	0- 0	2- 0				
5- 2	1- 0	1- 2	CONFERENCE	2- 0	1- 0	0- 0				
2- 2	0- 0	0- 2	HOME	1- 0	1- 0	0- 0				
3- 0	1- 0	1- 0	AWAY	1- 0	0- 0	0- 0				
0- 0	0- 0	0- 0	NEUTRAL	0- 0	0- 0	0- 0				

RPI 1-25				RPI 26-50				RPI 51-100				RPI 101+			
RPI	S	Opponent	Score	RPI	S	Opponent	Score	RPI	S	Opponent	Score	RPI	S	Opponent	Score
4	H	Notre Dame	64 86	32	A	Ohio St.	64 49	52	A	Virginia	73 53	118	H	Pittsburgh	83 75
5	N	LSU	62 64	32	H	Ohio St.	50 61	83	A	Wisconsin	60 44	126	H	Illinois	69 60
9	A	Purdue	65 49	41	N	Bowling Green	52 63	83	H	Wisconsin	70 62	172	H	Eastern Mich.	89 75
				49	H	Michigan St.	72 79					175	H	Southern U.	83 59
												176	H	Xavier	75 79
												211	N	Texas Tech	82 71
												221	A	Western Mich.	73 45
												249	N	Arizona	73 71
												324	H	Alcorn	76 31
												337	A	Detroit	83 63
LAST 12 Division I GAMES:															
83	A	Wisconsin	60 44	32	A	Ohio St.	64 49	324	H	Alcorn	76 31	4	H	Notre Dame	64 86
32	H	Ohio St.	50 61	175	H	Southern U.	83 59	172	H	Eastern Mich.	89 75	52	A	Virginia	73 53
126	H	Illinois	69 60	4	H	Notre Dame	64 86								
9	A	Purdue	65 49												
49	H	Michigan St.	72 79												
83	H	Wisconsin	70 62												

Non-Div I Games:

Michigan

■ Loss, 
 ■ Non-Conf, 
 ■ S Site, 
 ■ H Home 
 ■ A Away 
 N Neutral

Average RPI Win: <b>125</b>	WON-LOST	WINNING	LAST 10	STRENGTH OF	OPP. STRENGTH	TEAM	ADJ.	CONF.	ADJ CONF.
Average RPI Loss: <b>102</b>	RECORD	PCT. RANK	GAMES	SCHEDULE	OF SCHEDULE	RPI	RPI	RPI	RPI
DIV. I ONLY	12- 8	107	7- 3	76	21	68	68	7	7
DIV. I NON-CONF.	6- 6	148	2- 2	100	19	115	115	7	7
<hr/>									
TOTALS	RPI 1-25	RPI 26-50	W-L RECORDS	RPI 51-100	RPI 101-150	RPI 150+			
12- 8	0- 1	5- 1	OVERALL	1- 3	1- 1	5- 2			
8- 1	0- 0	4- 0	HOME	1- 1	0- 0	3- 0			
3- 6	0- 1	0- 1	AWAY	0- 2	1- 1	2- 1			
1- 1	0- 0	1- 0	NEUTRAL	0- 0	0- 0	0- 1			
6- 6	0- 0	3- 1	NON-CONFERENCE	0- 3	0- 0	3- 2			
4- 1	0- 0	2- 0	HOME	0- 1	0- 0	2- 0			
1- 4	0- 0	0- 1	AWAY	0- 2	0- 0	1- 1			
1- 1	0- 0	1- 0	NEUTRAL	0- 0	0- 0	0- 1			
6- 2	0- 1	2- 0	CONFERENCE	1- 0	1- 1	2- 0			
4- 0	0- 0	2- 0	HOME	1- 0	0- 0	1- 0			
2- 2	0- 1	0- 0	AWAY	0- 0	1- 1	1- 0			
0- 0	0- 0	0- 0	NEUTRAL	0- 0	0- 0	0- 0			

RPI 1-25				RPI 26-50				RPI 51-100 Team's RPI: 68				RPI 101+			
RPI	S	Opponent	Score	RPI	S	Opponent	Score	RPI	S	Opponent	Score	RPI	S	Opponent	Score
13	A	St. John's (NY)	48 <b>67</b>	36	N	Oregon St.	70 62	57	H	BYU	51 <b>52</b>	124	A	Butler	52 <b>58</b>
				38	H	Villanova	65 58	78	A	Nebraska	38 <b>63</b>	148	A	Georgetown	65 63
				39	H	Minnesota	63 52	94	A	Kansas	66 <b>74</b>	166	N	Clemson	52 <b>56</b>
				42	A	Oklahoma	52 <b>80</b>	97	H	Marquette	83 64	176	H	Xavier	79 50
				46	H	DePaul	86 78					192	H	South Dakota	63 48
				47	H	South Dakota St.	68 63					198	A	Providence	97 65
												225	A	UNLV	66 56
												238	A	Drake	55 <b>62</b>
												252	H	Houston	65 55
<hr/>															
LAST 12 Division I GAMES:															
				97	H	Marquette	83 64	148	A	Georgetown	65 63				
				124	A	Butler	52 <b>58</b>	38	H	Villanova	65 58				
				176	H	Xavier	79 50	225	A	UNLV	66 56				
				198	A	Providence	97 65	166	N	Clemson	52 <b>56</b>				
				13	A	St. John's (NY)	48 <b>67</b>	36	N	Oregon St.	70 62				
				46	H	DePaul	86 78	78	A	Nebraska	38 <b>63</b>				

Non-Div I Games:

Creighton

■ Loss, 
 ■ Non-Conf, S Site, 
 ■ Home 
 ■ Away 
 N Neutral

Average RPI Win:	181	WON-LOST	WINNING	LAST 10	STRENGTH OF	OPP. STRENGTH	TEAM	ADJ.	CONF.	ADJ CONF.
Average RPI Loss:	34	RECORD	PCT. RANK	GAMES	SCHEDULE	OF SCHEDULE	RPI	RPI	RPI	RPI
DIV. I ONLY	11- 9	136	4- 6	35	33	69	69	1	1	
DIV. I NON-CONF.	9- 4	81	4- 1	146	92	74	74	2	2	
TOTALS	RPI 1-25	RPI 26-50	W-L RECORDS	RPI 51-100	RPI 101-150	RPI 150+				
11- 9	1- 4	0- 2	OVERALL	4- 3	1- 0	5- 0				
6- 3	1- 3	0- 0	HOME	1- 0	0- 0	4- 0				
3- 5	0- 1	0- 1	AWAY	2- 3	0- 0	1- 0				
2- 1	0- 0	0- 1	NEUTRAL	1- 0	1- 0	0- 0				
9- 4	1- 0	0- 2	NON-CONFERENCE	2- 2	1- 0	5- 0				
6- 0	1- 0	0- 0	HOME	1- 0	0- 0	4- 0				
1- 3	0- 0	0- 1	AWAY	0- 2	0- 0	1- 0				
2- 1	0- 0	0- 1	NEUTRAL	1- 0	1- 0	0- 0				
2- 5	0- 4	0- 0	CONFERENCE	2- 1	0- 0	0- 0				
0- 3	0- 3	0- 0	HOME	0- 0	0- 0	0- 0				
2- 2	0- 1	0- 0	AWAY	2- 1	0- 0	0- 0				
0- 0	0- 0	0- 0	NEUTRAL	0- 0	0- 0	0- 0				

RPI 1-25				RPI 26-50				RPI 51-100 Team's RPI: 69				RPI 101+			
RPI	S	Opponent	Score	RPI	S	Opponent	Score	RPI	S	Opponent	Score	RPI	S	Opponent	Score
5	A	LSU	60 71	37	N	Iowa St.	57 68	51	N	UCLA	66 60	142	N	Ball St.	67 51
8	H	South Carolina	66 72	39	A	Minnesota	54 67	54	A	Temple	74 78	209	H	Florida A&M	92 55
12	H	Vanderbilt	65 74					56	A	Chattanooga	52 80	305	H	Ga. Southern	69 59
13	H	St. John's (NY)	69 55					74	A	Florida	69 87	313	H	Jacksonville St.	66 49
20	H	Kentucky	71 73					88	A	Mississippi St.	82 74	332	H	Presbyterian	64 27
								92	A	Alabama	61 39	344	A	Alabama A&M	77 49
								99	H	Tulane	62 52				
LAST 12 Division I GAMES:															
74	A	Florida	69 87	88	A	Mississippi St.	82 74								
5	A	LSU	60 71	39	A	Minnesota	54 67								
20	H	Kentucky	71 73	51	N	UCLA	66 60								
92	A	Alabama	61 39	332	H	Presbyterian	64 27								
8	H	South Carolina	66 72	209	H	Florida A&M	92 55								
12	H	Vanderbilt	65 74	13	H	St. John's (NY)	69 55								

Non-Div I Games:

Auburn

  Loss, 
  Non-Conf, S Site, 
  Home 
  Away 
N Neutral

Average RPI Win:	146	WON-LOST	WINNING	LAST 10	STRENGTH OF	OPP. STRENGTH	TEAM	ADJ.	CONF.	ADJ CONF.
Average RPI Loss:	54	RECORD	PCT. RANK	GAMES	SCHEDULE	OF SCHEDULE	RPI	RPI	RPI	RPI
DIV. I ONLY	11- 9	136	6- 4	33	42	70	70	4	4	
DIV. I NON-CONF.	6- 6	148	2- 2	19	68	68	68	1	1	
TOTALS	RPI 1-25	RPI 26-50	W-L RECORDS	RPI 51-100	RPI 101-150	RPI 150+				
11- 9	1- 3	0- 2	OVERALL	2- 3	4- 0	4- 1				
7- 3	1- 2	0- 0	HOME	1- 0	2- 0	3- 1				
3- 5	0- 0	0- 2	AWAY	1- 3	1- 0	1- 0				
1- 1	0- 1	0- 0	NEUTRAL	0- 0	1- 0	0- 0				
6- 6	0- 3	0- 1	NON-CONFERENCE	1- 2	2- 0	3- 0				
3- 2	0- 2	0- 0	HOME	0- 0	1- 0	2- 0				
2- 3	0- 0	0- 1	AWAY	1- 2	0- 0	1- 0				
1- 1	0- 1	0- 0	NEUTRAL	0- 0	1- 0	0- 0				
5- 3	1- 0	0- 1	CONFERENCE	1- 1	2- 0	1- 1				
4- 1	1- 0	0- 0	HOME	1- 0	1- 0	1- 1				
1- 2	0- 0	0- 1	AWAY	0- 1	1- 0	0- 0				
0- 0	0- 0	0- 0	NEUTRAL	0- 0	0- 0	0- 0				

RPI 1-25				RPI 26-50				RPI 51-100				Team's RPI: 70	RPI 101+			
RPI	S	Opponent	Score	RPI	S	Opponent	Score	RPI	S	Opponent	Score		RPI	S	Opponent	Score
11	H	Arizona St.	85 78	27	A	Dayton	76 87	55	H	Colorado	70 60		128	A	Washington	85 76
14	H	Gonzaga	62 70	36	A	Oregon St.	57 72	57	A	BYU	73 80		128	H	Washington	82 80
15	H	Syracuse	65 69					72	A	Oregon	66 82		132	H	Fresno St.	92 79
24	N	West Virginia	66 88					78	A	Nebraska	76 72		137	N	Ole Miss	79 65
								84	A	Hawaii	66 77		154	H	Utah	57 59
													188	H	Cal St. Northridge	68 59
													226	A	Seattle	81 72
													249	H	Arizona	61 59
													279	H	UC Riverside	77 73
LAST 12 Division I GAMES:																
				36	A	Oregon St.	57 72	249	H	Arizona	61 59					
				72	A	Oregon	66 82	11	H	Arizona St.	85 78					
				154	H	Utah	57 59	14	H	Gonzaga	62 70					
				55	H	Colorado	70 60	279	H	UC Riverside	77 73					
				128	A	Washington	85 76	27	A	Dayton	76 87					
				128	H	Washington	82 80	188	H	Cal St. Northridge	68 59					

Non-Div I Games:

Washington St.

SMU

Average RPI Win: 188

WON-LOST

WINNING

LAST 10

Average RPI Loss: 38

RECORD

PCT. RANK

GAMES

STRENGTH OF

OPP. STRENGTH

TEAM

ADJ.

CONF.

ADJ CONF.

SCHEDULE

OF SCHEDULE

RPI

RPI

RPI

RPI

DIV. I ONLY

12- 7

92

4- 6

97

45

71

71

6

6

DIV. I NON-CONF.

9- 2

44

2- 2

191

90

56

56

6

6

TOTALS

RPI 1-25

RPI 26-50

W-L RECORDS

RPI 51-100

RPI 101-150

RPI 150+

12- 7

0- 3

0- 1

OVERALL

1- 3

3- 0

8- 0

6- 2

0- 1

0- 0

HOME

1- 1

1- 0

4- 0

5- 4

0- 1

0- 1

AWAY

0- 2

1- 0

4- 0

1- 1

0- 1

0- 0

NEUTRAL

0- 0

1- 0

0- 0

9- 2

0- 1

0- 0

NON-CONFERENCE

1- 1

1- 0

7- 0

5- 0

0- 0

0- 0

HOME

1- 0

0- 0

4- 0

3- 1

0- 0

0- 0

AWAY

0- 1

0- 0

3- 0

1- 1

0- 1

0- 0

NEUTRAL

0- 0

1- 0

0- 0

3- 5

0- 2

0- 1

CONFERENCE

0- 2

2- 0

1- 0

1- 2

0- 1

0- 0

HOME

0- 1

1- 0

0- 0

2- 3

0- 1

0- 1

AWAY

0- 1

1- 0

1- 0

0- 0

0- 0

0- 0

NEUTRAL

0- 0

0- 0

0- 0

RPI 1-25

RPI 26-50

RPI 51-100

Team's RPI: 71

RPI 101+

RPI S Opponent Score

6 N Tennessee 47 87

7 A Louisville 51 71

7 H Louisville 66 81

RPI S Opponent Score

48 A Rutgers 54 64

RPI S Opponent Score

54 A Temple 66 80

64 A UTEP 71 76

80 H South Fla. 62 76

86 H TCU 72 68

RPI S Opponent Score

106 A Cincinnati 54 43

116 N Kansas St. 68 57

131 H Memphis 80 75

189 H Lamar 82 79

206 A Eastern Wash. 75 70

213 A Stephen F. Austin 81 69

229 H Mississippi Val. 91 52

232 H Southeastern La. 82 39

240 A North Texas 84 79

252 A Houston 73 60

257 H Grambling 87 65

LAST 12 Division I GAMES:

252 A Houston 73 60

7 H Louisville 66 81

54 A Temple 66 80

48 A Rutgers 54 64

131 H Memphis 80 75

80 H South Fla. 62 76

106 A Cincinnati 54 43

7 A Louisville 51 71

240 A North Texas 84 79

64 A UTEP 71 76

232 H Southeastern La. 82 39

6 N Tennessee 47 87

Non-Div I Games:

SMU

## Oregon

Average RPI Win: 157

Average RPI Loss: 33

WON-LOST

WINNING

LAST 10

Through Games Of Jan. 26, 2014

STRENGTH OF

OPP. STRENGTH

TEAM

ADJ.

CONF.

ADJ CONF.

RECORD

PCT. RANK

GAMES

SCHEDULE

OF SCHEDULE

RPI

RPI

RPI

RPI

DIV. I ONLY

11- 8

116

4- 6

36

34

72

72

4

4

DIV. I NON-CONF.

9- 2

44

4- 0

60

171

39

39

1

1

TOTALS

RPI 1-25

RPI 26-50

W-L RECORDS

RPI 51-100

RPI 101-150

RPI 150+

11- 8

0- 3

1- 3

OVERALL

1- 2

3- 0

6- 0

10- 2

0- 0

1- 1

HOME

1- 1

3- 0

5- 0

1- 6

0- 3

0- 2

AWAY

0- 1

0- 0

1- 0

0- 0

0- 0

0- 0

NEUTRAL

0- 0

0- 0

0- 0

9- 2

0- 1

1- 0

NON-CONFERENCE

0- 1

2- 0

6- 0

8- 1

0- 0

1- 0

HOME

0- 1

2- 0

5- 0

1- 1

0- 1

0- 0

AWAY

0- 0

0- 0

1- 0

0- 0

0- 0

0- 0

NEUTRAL

0- 0

0- 0

0- 0

2- 6

0- 2

0- 3

CONFERENCE

1- 1

1- 0

0- 0

2- 1

0- 0

0- 1

HOME

1- 0

1- 0

0- 0

0- 5

0- 2

0- 2

AWAY

0- 1

0- 0

0- 0

0- 0

0- 0

0- 0

NEUTRAL

0- 0

0- 0

0- 0

RPI 1-25

RPI 26-50

RPI 51-100

Team's RPI: 72

RPI 101+

RPI	S	Opponent	Score
2	A	Stanford	66 96
3	A	UConn	68 114
22	A	California	98 101

RPI	S	Opponent	Score
31	A	Southern California	85 109
36	A	Oregon St.	70 84
36	H	Oregon St.	80 88
43	H	Princeton	110 90

RPI	S	Opponent	Score
51	A	UCLA	83 88
70	H	Washington St.	82 66
85	H	Sacramento St.	85 97

RPI	S	Opponent	Score
104	H	Cal Poly	124 87
108	H	Portland	113 86
128	H	Washington	101 85
175	H	Southern U.	130 90
184	H	Bakersfield	131 91
188	H	Cal St. Northridge	96 61
226	A	Seattle	105 100
245	H	Pepperdine	83 80
259	H	Portland St.	113 78

## LAST 12 Division I GAMES:

128	H	Washington	101 85	22	A	California	98 101
70	H	Washington St.	82 66	2	A	Stanford	66 96
31	A	Southern California	85 109	188	H	Cal St. Northridge	96 61
51	A	UCLA	83 88	104	H	Cal Poly	124 87
36	A	Oregon St.	70 84	175	H	Southern U.	130 90
36	H	Oregon St.	80 88	259	H	Portland St.	113 78

Oregon

Oregon

Non-Div I Games:

Oregon

Loss, Non-Conf, S Site, H Home A Away N Neutral

Page 72



Average RPI Win:	225	WON-LOST	WINNING	LAST 10	STRENGTH OF	OPP. STRENGTH	TEAM	ADJ.	CONF.	ADJ CONF.
Average RPI Loss:	64	RECORD	PCT. RANK	GAMES	SCHEDULE	OF SCHEDULE	RPI	RPI	RPI	RPI
DIV. I ONLY	13- 5	58	9- 1	154	182	73	73	22	22	
DIV. I NON-CONF.	7- 4	95	3- 1	95	132	62	62	22	22	
TOTALS	RPI 1-25	RPI 26-50	W-L RECORDS	RPI 51-100	RPI 101-150	RPI 150+				
13- 5	0- 0	0- 2	OVERALL	0- 3	2- 0	11- 0				
8- 0	0- 0	0- 0	HOME	0- 0	2- 0	6- 0				
5- 4	0- 0	0- 2	AWAY	0- 2	0- 0	5- 0				
0- 1	0- 0	0- 0	NEUTRAL	0- 1	0- 0	0- 0				
7- 4	0- 0	0- 2	NON-CONFERENCE	0- 2	2- 0	5- 0				
4- 0	0- 0	0- 0	HOME	0- 0	2- 0	2- 0				
3- 3	0- 0	0- 2	AWAY	0- 1	0- 0	3- 0				
0- 1	0- 0	0- 0	NEUTRAL	0- 1	0- 0	0- 0				
6- 1	0- 0	0- 0	CONFERENCE	0- 1	0- 0	6- 0				
4- 0	0- 0	0- 0	HOME	0- 0	0- 0	4- 0				
2- 1	0- 0	0- 0	AWAY	0- 1	0- 0	2- 0				
0- 0	0- 0	0- 0	NEUTRAL	0- 0	0- 0	0- 0				

RPI 1-25				RPI 26-50				RPI 51-100				Team's RPI: 73	RPI 101+			
RPI	S	Opponent	Score	RPI	S	Opponent	Score	RPI	S	Opponent	Score		RPI	S	Opponent	Score
				28	A	Florida St.	49 79	79	A	FGCU	56 72		105	H	Indiana St.	90 74
				42	A	Oklahoma	60 78	80	A	South Fla.	68 72		114	H	Charlotte	83 81
								90	N	N.C. A&T	68 73		151	H	USC Upstate	78 64
													201	H	Jacksonville	84 67
													209	A	Florida A&M	101 66
													213	A	Stephen F. Austin	84 77
													219	A	Mercer	72 60
													224	H	Nicholls St.	74 65
													271	H	East Tenn. St.	91 62
													274	A	Bethune-Cookman	77 63
													299	H	Murray St.	103 72
													321	A	Kennesaw St.	98 75
													329	H	North Florida	75 67
LAST 12 Division I GAMES:																
				201	H	Jacksonville	84 67	79	A	FGCU	56 72					
				329	H	North Florida	75 67	224	H	Nicholls St.	74 65					
				321	A	Kennesaw St.	98 75	299	H	Murray St.	103 72					
				219	A	Mercer	72 60	114	H	Charlotte	83 81					
				271	H	East Tenn. St.	91 62	80	A	South Fla.	68 72					
				151	H	USC Upstate	78 64	209	A	Florida A&M	101 66					

Non-Div I Games: Palm Beach Atl. 93 48

Stetson

Average RPI Win:	170	WON-LOST	WINNING	LAST 10	STRENGTH OF	OPP. STRENGTH	TEAM	ADJ.	CONF.	ADJ CONF.
Average RPI Loss:	74	RECORD	PCT. RANK	GAMES	SCHEDULE	OF SCHEDULE	RPI	RPI	RPI	RPI
DIV. I ONLY	14- 6	70	7- 3	112	29	74	74	1	1	
DIV. I NON-CONF.	10- 3	58	5- 0	316	79	151	151	2	2	
TOTALS	RPI 1-25	RPI 26-50	W-L RECORDS	RPI 51-100	RPI 101-150	RPI 150+				
14- 6	2- 2	1- 1	OVERALL	3- 1	1- 1	7- 1				
10- 2	1- 0	0- 1	HOME	3- 1	1- 0	5- 0				
3- 3	1- 2	0- 0	AWAY	0- 0	0- 1	2- 0				
1- 1	0- 0	1- 0	NEUTRAL	0- 0	0- 0	0- 1				
10- 3	1- 0	1- 1	NON-CONFERENCE	0- 0	1- 1	7- 1				
7- 1	1- 0	0- 1	HOME	0- 0	1- 0	5- 0				
2- 1	0- 0	0- 0	AWAY	0- 0	0- 1	2- 0				
1- 1	0- 0	1- 0	NEUTRAL	0- 0	0- 0	0- 1				
4- 3	1- 2	0- 0	CONFERENCE	3- 1	0- 0	0- 0				
3- 1	0- 0	0- 0	HOME	3- 1	0- 0	0- 0				
1- 2	1- 2	0- 0	AWAY	0- 0	0- 0	0- 0				
0- 0	0- 0	0- 0	NEUTRAL	0- 0	0- 0	0- 0				

RPI	S	Opponent	Score	RPI	S	Opponent	Score	RPI	S	Opponent	Score	RPI	S	Opponent	Score
5	A	LSU	68 82	28	H	Florida St.	68 76	58	H	Arkansas	59 52	133	A	Virginia Tech	59 71
6	A	Tennessee	69 89	36	N	Oregon St.	73 70	59	H	Georgia	62 68	148	H	Georgetown	67 65
13	H	St. John's (NY)	72 68					69	H	Auburn	87 69	195	H	FIU	90 74
20	A	Kentucky	83 73					88	H	Mississippi St.	82 72	212	N	Illinois St.	64 68
												235	H	Saint Francis (PA)	105 71
												274	H	Bethune-Cookman	93 65
												285	A	Troy	104 74
												307	H	Tennessee St.	86 56
												321	A	Kennesaw St.	83 62
												329	H	North Florida	88 77
LAST 12 Division I GAMES:															
69	H	Auburn	87 69	88	H	Mississippi St.	82 72	148	H	Georgetown	67 65	195	H	FIU	90 74
6	A	Tennessee	69 89	235	H	Saint Francis (PA)	105 71	307	H	Tennessee St.	86 56	274	H	Bethune-Cookman	93 65
59	H	Georgia	62 68	285	A	Troy	104 74	321	A	Kennesaw St.	83 62	329	H	North Florida	88 77
5	A	LSU	68 82												
58	H	Arkansas	59 52												
20	A	Kentucky	83 73												

Non-Div I Games:

Florida

## St. Bonaventure

Through Games Of Jan. 26, 2014

Average RPI Win:	218	WON-LOST	WINNING	LAST 10	STRENGTH OF	OPP. STRENGTH	TEAM	ADJ.	CONF.	ADJ CONF.
Average RPI Loss:	59	RECORD	PCT. RANK	GAMES	SCHEDULE	OF SCHEDULE	RPI	RPI	RPI	RPI
DIV. I ONLY	16- 6	57	8- 2	175	122	75	75	9	9	
DIV. I NON-CONF.	11- 4	66	4- 1	188	133	80	80	9	9	
TOTALS	RPI 1-25	RPI 26-50	W-L RECORDS	RPI 51-100	RPI 101-150	RPI 150+				
16- 6	0- 2	0- 2	OVERALL	0- 1	5- 0	11- 1				
7- 1	0- 0	0- 0	HOME	0- 0	4- 0	3- 1				
7- 4	0- 2	0- 1	AWAY	0- 1	1- 0	6- 0				
2- 1	0- 0	0- 1	NEUTRAL	0- 0	0- 0	2- 0				
11- 4	0- 2	0- 1	NON-CONFERENCE	0- 0	3- 0	8- 1				
4- 1	0- 0	0- 0	HOME	0- 0	3- 0	1- 1				
5- 2	0- 2	0- 0	AWAY	0- 0	0- 0	5- 0				
2- 1	0- 0	0- 1	NEUTRAL	0- 0	0- 0	2- 0				
5- 2	0- 0	0- 1	CONFERENCE	0- 1	2- 0	3- 0				
3- 0	0- 0	0- 0	HOME	0- 0	1- 0	2- 0				
2- 2	0- 0	0- 1	AWAY	0- 1	1- 0	1- 0				
0- 0	0- 0	0- 0	NEUTRAL	0- 0	0- 0	0- 0				

RPI	S	Opponent	Score	RPI	S	Opponent	Score	RPI	S	Opponent	Score	RPI	S	Opponent	Score
3	A	UConn	39 88	27	A	Dayton	59 73	66	A	Duquesne	65 73	102	H	Green Bay	68 62
16	A	North Carolina St.	47 70	50	N	Marist	51 68					115	H	Fairfield	74 59
												125	H	Buffalo	76 71
												141	A	Richmond	53 48
												141	H	Richmond	55 43
												158	H	La Salle	58 35
												184	A	Colgate	77 72
												193	H	Toledo	62 64
												197	N	Boston U.	65 64
												241	A	Canisius	61 47
												253	H	Niagara	73 57
												260	H	Saint Louis	62 60
												283	A	UNC Greensboro	58 46
												316	A	Binghamton	63 54
												317	N	Monmouth	61 55
												319	A	Kent St.	61 44
												328	A	Rhode Island	63 55
LAST 12 Division I GAMES:															
141	A	Richmond	53 48	66	A	Duquesne	65 73								
328	A	Rhode Island	63 55	283	A	UNC Greensboro	58 46								
260	H	Saint Louis	62 60	319	A	Kent St.	61 44								
158	H	La Salle	58 35	125	H	Buffalo	76 71								
27	A	Dayton	59 73	193	H	Toledo	62 64								
141	H	Richmond	55 43	316	A	Binghamton	63 54								

Non-Div I Games:

St. Bonaventure

■ Loss, 
■ Non-Conf, 
■ S Site, 
■ Home 
■ A Away 
N Neutral

Quinnipiac

Through Games Of Jan. 26, 2014

Average RPI Win:	215	WON-LOST	WINNING	LAST 10	STRENGTH OF	OPP. STRENGTH	TEAM	ADJ.	CONF.	ADJ CONF.
Average RPI Loss:	67	RECORD	PCT. RANK	GAMES	SCHEDULE	OF SCHEDULE	RPI	RPI	RPI	RPI
DIV. I ONLY	12- 9	124	7- 3	41	170	76	76	17	17	
DIV. I NON-CONF.	5- 5	148	1- 1	1	111	24	24	16	16	
TOTALS	RPI 1-25	RPI 26-50	W-L RECORDS	RPI 51-100	RPI 101-150	RPI 150+				
12- 9	0- 3	0- 1	OVERALL	1- 2	2- 3	9- 0				
7- 3	0- 1	0- 1	HOME	1- 0	1- 1	5- 0				
5- 6	0- 2	0- 0	AWAY	0- 2	1- 2	4- 0				
0- 0	0- 0	0- 0	NEUTRAL	0- 0	0- 0	0- 0				
5- 5	0- 3	0- 0	NON-CONFERENCE	1- 1	2- 1	2- 0				
3- 1	0- 1	0- 0	HOME	1- 0	1- 0	1- 0				
2- 4	0- 2	0- 0	AWAY	0- 1	1- 1	1- 0				
0- 0	0- 0	0- 0	NEUTRAL	0- 0	0- 0	0- 0				
7- 4	0- 0	0- 1	CONFERENCE	0- 1	0- 2	7- 0				
4- 2	0- 0	0- 1	HOME	0- 0	0- 1	4- 0				
3- 2	0- 0	0- 0	AWAY	0- 1	0- 1	3- 0				
0- 0	0- 0	0- 0	NEUTRAL	0- 0	0- 0	0- 0				

RPI 1-25				RPI 26-50				RPI 51-100 Team's RPI: 76				RPI 101+			
RPI	S	Opponent	Score	RPI	S	Opponent	Score	RPI	S	Opponent	Score	RPI	S	Opponent	Score
7	A	Louisville	82 100	50	H	Marist	63 69	62	A	Iona	86 95	101	A	Albany (NY)	74 53
10	H	Saint Joseph's	69 84					90	H	N.C. A&T	77 63	115	A	Fairfield	71 72
13	A	St. John's (NY)	66 76					93	A	UT Martin	97 102	115	H	Fairfield	52 61
												135	H	American	68 66
												138	A	Holy Cross	71 84
												155	A	Missouri St.	75 65
												216	H	Hartford	62 49
												241	A	Canisius	65 55
												253	H	Niagara	84 61
												265	H	Siena	70 49
												266	A	Rider	54 44
												266	H	Rider	71 59
												292	H	Manhattan	77 74
												300	A	Saint Peter's	71 40
LAST 12 Division I GAMES:															
115	H	Fairfield	52 61	115	A	Fairfield	71 72								
266	A	Rider	54 44	266	H	Rider	71 59								
265	H	Siena	70 49	253	H	Niagara	84 61								
300	A	Saint Peter's	71 40	241	A	Canisius	65 55								
292	H	Manhattan	77 74	138	A	Holy Cross	71 84								
62	A	Iona	86 95	101	A	Albany (NY)	74 53								

Non-Div I Games:

Quinnipiac

Loss, Non-Conf, S Site, H Home A Away N Neutral

# East Carolina

Through Games Of Jan. 26, 2014

Average RPI Win:	209	WON-LOST	WINNING	LAST 10	STRENGTH OF	OPP. STRENGTH	TEAM	ADJ.	CONF.	ADJ CONF.
Average RPI Loss:	140	RECORD	PCT. RANK	GAMES	SCHEDULE	OF SCHEDULE	RPI	RPI	RPI	RPI
DIV. I ONLY	15- 3	23	8- 2	234	206	77	77	10	10	
DIV. I NON-CONF.	11- 1	18	5- 1	317	251	95	95	12	12	
TOTALS	RPI 1-25	RPI 26-50	W-L RECORDS	RPI 51-100	RPI 101-150	RPI 150+				
15- 3	0- 0	0- 0	OVERALL	1- 1	2- 1	12- 1				
9- 0	0- 0	0- 0	HOME	0- 0	1- 0	8- 0				
5- 2	0- 0	0- 0	AWAY	1- 1	1- 0	3- 1				
1- 1	0- 0	0- 0	NEUTRAL	0- 0	0- 1	1- 0				
11- 1	0- 0	0- 0	NON-CONFERENCE	0- 0	2- 1	9- 0				
6- 0	0- 0	0- 0	HOME	0- 0	1- 0	5- 0				
4- 0	0- 0	0- 0	AWAY	0- 0	1- 0	3- 0				
1- 1	0- 0	0- 0	NEUTRAL	0- 0	0- 1	1- 0				
4- 2	0- 0	0- 0	CONFERENCE	1- 1	0- 0	3- 1				
3- 0	0- 0	0- 0	HOME	0- 0	0- 0	3- 0				
1- 2	0- 0	0- 0	AWAY	1- 1	0- 0	0- 1				
0- 0	0- 0	0- 0	NEUTRAL	0- 0	0- 0	0- 0				

RPI S	Opponent	Score	RPI S	Opponent	Score	RPI S	Opponent	Score	RPI S	Opponent	Score
						87	A Southern Miss.	80 82	113	H IUPUI	71 51
						99	A Tulane	69 65	134	A Col. of Charleston	64 55
									139	N Grand Canyon	76 86
									162	H Rice	53 47
									165	H Ohio	76 47
									173	H Fla. Atlantic	61 58
									174	A Elon	93 84
									182	H Cleveland St.	75 66
									195	A FIU	75 76
									208	H Louisiana Tech	86 55
									254	H Loyola Maryland	68 47
									274	A Bethune-Cookman	58 49
									281	H George Mason	75 66
									291	H William & Mary	69 57
									303	A Norfolk St.	81 61
									324	N Alcorn	85 42
LAST 12 Division I GAMES:											
87	A	Southern Miss.	80	82	134	A	Col. of Charleston	64	55		
162	H	Rice	53	47	274	A	Bethune-Cookman	58	49		
208	H	Louisiana Tech	86	55	165	H	Ohio	76	47		
99	A	Tulane	69	65	303	A	Norfolk St.	81	61		
195	A	FIU	75	76	139	N	Grand Canyon	76	86		
173	H	Fla. Atlantic	61	58	324	N	Alcorn	85	42		

Non-Div I Games: Virginia Intermont 102 47

East Carolina

Loss, Non-Conf, S Site, H Home A Away N Neutral

## Nebraska

Through Games Of Jan. 26, 2014

Average RPI Win: 159		WON-LOST	WINNING	LAST 10	STRENGTH OF	OPP. STRENGTH	TEAM	ADJ.	CONF.	ADJ CONF.
Average RPI Loss: 41		RECORD	PCT. RANK	GAMES	SCHEDULE	OF SCHEDULE	RPI	RPI	RPI	RPI
DIV. I ONLY		13- 5	58	7- 3	129	25	78	78	3	3
DIV. I NON-CONF.		10- 2	38	4- 2	246	74	91	91	3	3
TOTALS		RPI 1-25	RPI 26-50		W-L RECORDS		RPI 51-100	RPI 101-150	RPI 150+	
13- 5	0- 2	1- 1		OVERALL		4- 2	1- 0	7- 0		
11- 2	0- 1	1- 0		HOME		4- 1	0- 0	6- 0		
2- 3	0- 1	0- 1		AWAY		0- 1	1- 0	1- 0		
0- 0	0- 0	0- 0		NEUTRAL		0- 0	0- 0	0- 0		
10- 2	0- 1	0- 0		NON-CONFERENCE		3- 1	0- 0	7- 0		
9- 1	0- 0	0- 0		HOME		3- 1	0- 0	6- 0		
1- 1	0- 1	0- 0		AWAY		0- 0	0- 0	1- 0		
0- 0	0- 0	0- 0		NEUTRAL		0- 0	0- 0	0- 0		
3- 3	0- 1	1- 1		CONFERENCE		1- 1	1- 0	0- 0		
2- 1	0- 1	1- 0		HOME		1- 0	0- 0	0- 0		
1- 2	0- 0	0- 1		AWAY		0- 1	1- 0	0- 0		
0- 0	0- 0	0- 0		NEUTRAL		0- 0	0- 0	0- 0		

RPI 1-25				RPI 26-50				RPI 51-100 Team's RPI: 78				RPI 101+			
RPI	S	Opponent	Score	RPI	S	Opponent	Score	RPI	S	Opponent	Score	RPI	S	Opponent	Score
9	H	Purdue	75 77	39	H	Minnesota	88 85	51	H	UCLA	77 49	126	A	Illinois	75 56
18	A	North Carolina	62 75	49	A	Michigan St.	57 70	61	A	Northwestern	59 63	154	A	Utah	75 69
								61	H	Northwestern	66 65	175	H	Southern U.	87 64
								68	H	Creighton	63 38	192	H	South Dakota	87 53
								70	H	Washington St.	72 76	214	H	Oral Roberts	89 53
								92	H	Alabama	62 48	223	H	Utah St.	95 75
												325	H	UMass Lowell	77 42
												347	H	Ark.-Pine Bluff	78 55
LAST 12 Division I GAMES:															
61	A	Northwestern	59 63	214	H	Oral Roberts	89 53								
9	H	Purdue	75 77	192	H	South Dakota	87 53								
39	H	Minnesota	88 85	68	H	Creighton	63 38								
126	A	Illinois	75 56	223	H	Utah St.	95 75								
49	A	Michigan St.	57 70	18	A	North Carolina	62 75								
61	H	Northwestern	66 65	70	H	Washington St.	72 76								

Non-Div I Games:

Nebraska

■ Loss, 
 ■ Non-Conf, S Site, 
 ■ Home 
 ■ Away 
 N Neutral

Average RPI Win:	193	WON-LOST	WINNING	LAST 10	STRENGTH OF	OPP. STRENGTH	TEAM	ADJ.	CONF.	ADJ CONF.
Average RPI Loss:	40	RECORD	PCT. RANK	GAMES	SCHEDULE	OF SCHEDULE	RPI	RPI	RPI	RPI
DIV. I ONLY	13- 6	78	8- 2	93	61	79	79	22	22	
DIV. I NON-CONF.	6- 6	148	2- 3	40	1	87	87	22	22	
TOTALS	RPI 1-25	RPI 26-50	W-L RECORDS	RPI 51-100	RPI 101-150	RPI 150+				
13- 6	0- 3	1- 0	OVERALL	2- 3	1- 0	9- 0				
9- 2	0- 1	0- 0	HOME	2- 1	1- 0	6- 0				
3- 2	0- 1	0- 0	AWAY	0- 1	0- 0	3- 0				
1- 2	0- 1	1- 0	NEUTRAL	0- 1	0- 0	0- 0				
6- 6	0- 3	1- 0	NON-CONFERENCE	1- 3	1- 0	3- 0				
4- 2	0- 1	0- 0	HOME	1- 1	1- 0	2- 0				
1- 2	0- 1	0- 0	AWAY	0- 1	0- 0	1- 0				
1- 2	0- 1	1- 0	NEUTRAL	0- 1	0- 0	0- 0				
7- 0	0- 0	0- 0	CONFERENCE	1- 0	0- 0	6- 0				
5- 0	0- 0	0- 0	HOME	1- 0	0- 0	4- 0				
2- 0	0- 0	0- 0	AWAY	0- 0	0- 0	2- 0				
0- 0	0- 0	0- 0	NEUTRAL	0- 0	0- 0	0- 0				

RPI 1-25				RPI 26-50				RPI 51-100 Team's RPI: 79				RPI 101+			
RPI	S	Opponent	Score	RPI	S	Opponent	Score	RPI	S	Opponent	Score	RPI	S	Opponent	Score
2	N	Stanford	59 83	47	N	South Dakota St.	84 59	52	H	Virginia	56 85	114	H	Charlotte	78 73
5	A	LSU	46 69					73	H	Stetson	72 56	151	H	USC Upstate	72 45
10	H	Saint Joseph's	64 76					80	H	South Fla.	60 55	195	A	FIU	75 55
								86	N	TCU	47 68	201	H	Jacksonville	56 49
								87	A	Southern Miss.	74 76	219	A	Mercer	69 57
												235	H	Saint Francis (PA)	75 68
												271	H	East Tenn. St.	73 58
												274	H	Bethune-Cookman	71 38
												321	A	Kennesaw St.	69 55
												329	H	North Florida	54 34
LAST 12 Division I GAMES:															
329	H	North Florida	54 34	73	H	Stetson	72 56								
201	H	Jacksonville	56 49	10	H	Saint Joseph's	64 76								
219	A	Mercer	69 57	52	H	Virginia	56 85								
321	A	Kennesaw St.	69 55	235	H	Saint Francis (PA)	75 68								
151	H	USC Upstate	72 45	5	A	LSU	46 69								
271	H	East Tenn. St.	73 58	80	H	South Fla.	60 55								

Non-Div I Games:

FGCU

■ Loss, 
■ Non-Conf, 
■ S Site, 
■ H Home 
■ A Away 
N Neutral

Average RPI Win:	165	WON-LOST	WINNING	LAST 10	STRENGTH OF	OPP. STRENGTH	TEAM	ADJ.	CONF.	ADJ CONF.
Average RPI Loss:	57	RECORD	PCT. RANK	GAMES	SCHEDULE	OF SCHEDULE	RPI	RPI	RPI	RPI
DIV. I ONLY	10- 9	146	5- 5	18	86	80	80	6	6	
DIV. I NON-CONF.	5- 6	173	1- 3	26	188	131	131	6	6	
TOTALS	RPI 1-25	RPI 26-50	W-L RECORDS	RPI 51-100	RPI 101-150	RPI 150+				
10- 9	0- 3	0- 3	OVERALL	3- 1	1- 1	6- 1				
6- 5	0- 2	0- 2	HOME	2- 0	1- 0	3- 1				
4- 3	0- 1	0- 0	AWAY	1- 1	0- 1	3- 0				
0- 1	0- 0	0- 1	NEUTRAL	0- 0	0- 0	0- 0				
5- 6	0- 1	0- 2	NON-CONFERENCE	1- 1	0- 1	4- 1				
4- 3	0- 1	0- 1	HOME	1- 0	0- 0	3- 1				
1- 2	0- 0	0- 0	AWAY	0- 1	0- 1	1- 0				
0- 1	0- 0	0- 1	NEUTRAL	0- 0	0- 0	0- 0				
5- 3	0- 2	0- 1	CONFERENCE	2- 0	1- 0	2- 0				
2- 2	0- 1	0- 1	HOME	1- 0	1- 0	0- 0				
3- 1	0- 1	0- 0	AWAY	1- 0	0- 0	2- 0				
0- 0	0- 0	0- 0	NEUTRAL	0- 0	0- 0	0- 0				

RPI 1-25				RPI 26-50				RPI 51-100				RPI 101+			
RPI	S	Opponent	Score	RPI	S	Opponent	Score	RPI	S	Opponent	Score	RPI	S	Opponent	Score
3	A	UConn	53 81	29	N	Oklahoma St.	56 75	54	H	Temple	64 51	106	H	Cincinnati	57 48
7	H	Louisville	54 62	30	H	Middle Tenn.	62 68	71	A	SMU	76 62	134	A	Col. of Charleston	64 71
21	H	Maryland	70 78	48	H	Rutgers	53 66	73	H	Stetson	72 68	152	A	UCF	63 38
								79	A	FGCU	55 60	166	H	Clemson	63 68
												201	H	Jacksonville	82 53
												222	H	N.C. Central	93 35
												248	H	Central Conn. St.	81 47
												252	A	Houston	77 54
												273	A	Bradley	87 63
LAST 12 Division I GAMES:															
3	A	UConn	53 81	252	A	Houston	77 54								
106	H	Cincinnati	57 48	48	H	Rutgers	53 66								
152	A	UCF	63 38	134	A	Col. of Charleston	64 71								
7	H	Louisville	54 62	30	H	Middle Tenn.	62 68								
54	H	Temple	64 51	29	N	Oklahoma St.	56 75								
71	A	SMU	76 62	73	H	Stetson	72 68								

Non-Div I Games:

South Fla.





Average RPI Win:	<b>183</b>	WON-LOST	WINNING	LAST 10	STRENGTH OF	OPP. STRENGTH	TEAM	ADJ.	CONF.	ADJ CONF.
Average RPI Loss:	<b>37</b>	RECORD	PCT. RANK	GAMES	SCHEDULE	OF SCHEDULE	RPI	RPI	RPI	RPI
DIV. I ONLY	<b>11- 10</b>	<b>155</b>	<b>5- 5</b>	<b>30</b>	<b>37</b>	<b>82</b>	<b>82</b>	<b>2</b>	<b>2</b>	
DIV. I NON-CONF.	<b>9- 5</b>	<b>92</b>	<b>5- 0</b>	<b>117</b>	<b>58</b>	<b>88</b>	<b>88</b>	<b>4</b>	<b>4</b>	
TOTALS	RPI 1-25	RPI 26-50	W-L RECORDS	RPI 51-100	RPI 101-150	RPI 150+				
11- 10	0- 5	0- 2	OVERALL	1- 2	3- 1	7- 0				
8- 3	0- 2	0- 0	HOME	1- 0	2- 1	5- 0				
2- 5	0- 3	0- 0	AWAY	0- 2	1- 0	1- 0				
1- 2	0- 0	0- 2	NEUTRAL	0- 0	0- 0	1- 0				
9- 5	0- 1	0- 2	NON-CONFERENCE	0- 2	2- 0	7- 0				
6- 1	0- 1	0- 0	HOME	0- 0	1- 0	5- 0				
2- 2	0- 0	0- 0	AWAY	0- 2	1- 0	1- 0				
1- 2	0- 0	0- 2	NEUTRAL	0- 0	0- 0	1- 0				
2- 5	0- 4	0- 0	CONFERENCE	1- 0	1- 1	0- 0				
2- 2	0- 1	0- 0	HOME	1- 0	1- 1	0- 0				
0- 3	0- 3	0- 0	AWAY	0- 0	0- 0	0- 0				
0- 0	0- 0	0- 0	NEUTRAL	0- 0	0- 0	0- 0				

RPI 1-25				RPI 26-50				RPI 51-100				Team's RPI: 82		RPI 101+			
RPI	S	Opponent	Score	RPI	S	Opponent	Score	RPI	S	Opponent	Score			RPI	S	Opponent	Score
1	A	Duke	57 78	31	N	Southern California	52 79	57	A	BYU	69 70			127	H	Wake Forest	50 56
2	H	Stanford	71 83	33	N	Iowa	68 78	83	A	Wisconsin	59 74			133	H	Virginia Tech	70 63
4	A	Notre Dame	53 95					96	H	Miami (FL)	63 62			138	H	Holy Cross	77 60
16	A	North Carolina St.	76 85											140	A	Hofstra	80 63
18	H	North Carolina	56 73											183	H	Mt. St. Mary's	81 67
														195	H	FIU	89 69
														197	H	Boston U.	63 52
														198	A	Providence	80 71
														216	H	Hartford	65 45
														239	H	New Hampshire	65 40
														276	N	UNC Wilmington	75 54
LAST 12 Division I GAMES:																	
127	H	Wake Forest	50 56	133	H	Virginia Tech	70 63										
16	A	North Carolina St.	76 85	183	H	Mt. St. Mary's	81 67										
18	H	North Carolina	56 73	198	A	Providence	80 71										
96	H	Miami (FL)	63 62	138	H	Holy Cross	77 60										
1	A	Duke	57 78	239	H	New Hampshire	65 40										
4	A	Notre Dame	53 95	197	H	Boston U.	63 52										

Non-Div I Games:

Boston College

■ Loss, 
 ■ Non-Conf, S Site, 
 ■ Home 
 ■ Away 
 N Neutral

Average RPI Win: 151		WON-LOST	WINNING	LAST 10	STRENGTH OF		OPP. STRENGTH	TEAM	ADJ.	CONF.	ADJ CONF.
Average RPI Loss: 62		RECORD	PCT. RANK	GAMES	SCHEDULE		OF SCHEDULE	RPI	RPI	RPI	RPI
DIV. I ONLY		9- 10	175	3- 7	20		62	83	83	3	3
DIV. I NON-CONF.		7- 5	120	2- 3	41		102	69	69	3	3
TOTALS		RPI 1-25	RPI 26-50		W-L RECORDS		RPI 51-100	RPI 101-150		RPI 150+	
9- 10	0- 2	1- 2		OVERALL		2- 4	2- 2		4- 0		
5- 4	0- 1	1- 1		HOME		1- 1	1- 1		2- 0		
3- 6	0- 1	0- 1		AWAY		1- 3	1- 1		1- 0		
1- 0	0- 0	0- 0		NEUTRAL		0- 0	0- 0		1- 0		
7- 5	0- 2	0- 0		NON-CONFERENCE		2- 1	1- 2		4- 0		
4- 2	0- 1	0- 0		HOME		1- 0	1- 1		2- 0		
2- 3	0- 1	0- 0		AWAY		1- 1	0- 1		1- 0		
1- 0	0- 0	0- 0		NEUTRAL		0- 0	0- 0		1- 0		
2- 5	0- 0	1- 2		CONFERENCE		0- 3	1- 0		0- 0		
1- 2	0- 0	1- 1		HOME		0- 1	0- 0		0- 0		
1- 3	0- 0	0- 1		AWAY		0- 2	1- 0		0- 0		
0- 0	0- 0	0- 0		NEUTRAL		0- 0	0- 0		0- 0		

RPI 1-25				RPI 26-50				RPI 51-100				Team's RPI: 83		RPI 101+			
RPI	S	Opponent	Score	RPI	S	Opponent	Score	RPI	S	Opponent	Score	RPI	S	Opponent	Score		
12	A	Vanderbilt	69 81	33	H	Iowa	65 82	61	A	Northwestern	58 74	102	H	Green Bay	65 61		
14	H	Gonzaga	55 70	34	H	Indiana	65 60	67	A	Michigan	62 70	111	H	Ill.-Chicago	56 58		
				39	A	Minnesota	53 64	67	H	Michigan	44 60	126	A	Illinois	76 64		
								82	H	Boston College	74 59	128	A	Washington	67 80		
								92	A	Alabama	62 70	194	H	Northern Ill.	71 51		
								97	A	Marquette	62 60	219	N	Mercer	77 72		
												238	H	Drake	66 41		
												263	A	Milwaukee	85 60		
LAST 12 Division I GAMES:																	
67	H	Michigan	44 60	126	A	Illinois	76 64										
39	A	Minnesota	53 64	102	H	Green Bay	65 61										
61	A	Northwestern	58 74	111	H	Ill.-Chicago	56 58										
34	H	Indiana	65 60	128	A	Washington	67 80										
33	H	Iowa	65 82	14	H	Gonzaga	55 70										
67	A	Michigan	62 70	97	A	Marquette	62 60										

Non-Div I Games:

Wisconsin

Average RPI Win:	149	WON-LOST	WINNING	LAST 10	STRENGTH OF	OPP. STRENGTH	TEAM	ADJ.	CONF.	ADJ CONF.
Average RPI Loss:	67	RECORD	PCT. RANK	GAMES	SCHEDULE	OF SCHEDULE	RPI	RPI	RPI	RPI
DIV. I ONLY	10- 7	111	6- 4	57	82	84	84	15	15	
DIV. I NON-CONF.	6- 6	148	3- 4	15	30	57	57	14	14	
TOTALS	RPI 1-25	RPI 26-50	W-L RECORDS	RPI 51-100	RPI 101-150	RPI 150+				
10- 7	0- 2	1- 2	OVERALL	2- 0	3- 3	4- 0				
7- 3	0- 1	1- 0	HOME	2- 0	2- 2	2- 0				
3- 4	0- 1	0- 2	AWAY	0- 0	1- 1	2- 0				
0- 0	0- 0	0- 0	NEUTRAL	0- 0	0- 0	0- 0				
6- 6	0- 2	1- 2	NON-CONFERENCE	2- 0	2- 2	1- 0				
4- 2	0- 1	1- 0	HOME	2- 0	1- 1	0- 0				
2- 4	0- 1	0- 2	AWAY	0- 0	1- 1	1- 0				
0- 0	0- 0	0- 0	NEUTRAL	0- 0	0- 0	0- 0				
4- 1	0- 0	0- 0	CONFERENCE	0- 0	1- 1	3- 0				
3- 1	0- 0	0- 0	HOME	0- 0	1- 1	2- 0				
1- 0	0- 0	0- 0	AWAY	0- 0	0- 0	1- 0				
0- 0	0- 0	0- 0	NEUTRAL	0- 0	0- 0	0- 0				

RPI 1-25				RPI 26-50				RPI 51-100				Team's RPI: 84	RPI 101+			
RPI	S	Opponent	Score	RPI	S	Opponent	Score	RPI	S	Opponent	Score		RPI	S	Opponent	Score
11	A	Arizona St.	44 84	31	A	Southern California	55 66	56	H	Chattanooga	60 55		103	A	Pacific	81 70
24	H	West Virginia	56 59	36	A	Oregon St.	64 76	70	H	Washington St.	77 66		104	H	Cal Poly	74 78
				39	H	Minnesota	77 71						121	H	Colorado St.	60 65
													137	H	Ole Miss	79 63
													139	A	Grand Canyon	51 54
													147	H	UC Davis	64 50
													177	H	UC Irvine	85 59
													188	H	Cal St. Northridge	54 44
													279	A	UC Riverside	74 61
													293	A	Northern Ariz.	74 66
LAST 12 Division I GAMES:																
				177	H	UC Irvine	85 59					31	A	Southern California	55 66	
				147	H	UC Davis	64 50					103	A	Pacific	81 70	
				279	A	UC Riverside	74 61					36	A	Oregon St.	64 76	
				188	H	Cal St. Northridge	54 44					39	H	Minnesota	77 71	
				104	H	Cal Poly	74 78					56	H	Chattanooga	60 55	
				139	A	Grand Canyon	51 54					121	H	Colorado St.	60 65	

Non-Div I Games:

Hawaii

■ Loss, 
■ Non-Conf, S Site, 
■ Home 
■ Away 
N Neutral

## Sacramento St.

Through Games Of Jan. 26, 2014

Average RPI Win: <b>173</b>	WON-LOST	WINNING	LAST 10	STRENGTH OF	OPP. STRENGTH	TEAM	ADJ.	CONF.	ADJ CONF.
Average RPI Loss: <b>167</b>	RECORD	PCT. RANK	GAMES	SCHEDULE	OF SCHEDULE	RPI	RPI	RPI	RPI
DIV. I ONLY	13- 4	41	7- 3	176	178	85	85	16	16
DIV. I NON-CONF.	8- 1	27	4- 0	193	114	38	38	18	18
TOTALS	RPI 1-25	RPI 26-50	W-L RECORDS	RPI 51-100	RPI 101-150	RPI 150+			
13- 4	0- 0	1- 1	OVERALL	2- 0	1- 0	9- 3			
10- 1	0- 0	1- 0	HOME	1- 0	0- 0	8- 1			
3- 3	0- 0	0- 1	AWAY	1- 0	1- 0	1- 2			
0- 0	0- 0	0- 0	NEUTRAL	0- 0	0- 0	0- 0			
8- 1	0- 0	1- 1	NON-CONFERENCE	1- 0	1- 0	5- 0			
5- 0	0- 0	1- 0	HOME	0- 0	0- 0	4- 0			
3- 1	0- 0	0- 1	AWAY	1- 0	1- 0	1- 0			
0- 0	0- 0	0- 0	NEUTRAL	0- 0	0- 0	0- 0			
5- 3	0- 0	0- 0	CONFERENCE	1- 0	0- 0	4- 3			
5- 1	0- 0	0- 0	HOME	1- 0	0- 0	4- 1			
0- 2	0- 0	0- 0	AWAY	0- 0	0- 0	0- 2			
0- 0	0- 0	0- 0	NEUTRAL	0- 0	0- 0	0- 0			

RPI S	Opponent	Score	RPI S	Opponent	Score	RPI S	Opponent	Score	RPI S	Opponent	Score
35	H St. Mary's (CA)	94 92	36	A Oregon St.	80 102	72	A Oregon	97 85	147	A UC Davis	84 78
						95	H North Dakota	110 104	156	H Montana St.	107 95
									160	H Montana	91 81
									164	H Northern Colo.	74 64
									166	H Southern Utah	79 97
									170	H San Diego St.	93 89
									177	H UC Irvine	99 94
									188	H Cal St. Northridge	92 73
									206	A Eastern Wash.	65 78
									256	H San Jose St.	103 99
									259	A Portland St.	80 83
									293	H Northern Ariz.	104 79
									341	A Utah Valley	87 84
LAST 12 Division I GAMES:											
164	H Northern Colo.	74 64	160	H Montana	91 81						
95	H North Dakota	110 104	156	H Montana St.	107 95						
206	A Eastern Wash.	65 78	147	A UC Davis	84 78						
259	A Portland St.	80 83	177	H UC Irvine	99 94						
166	H Southern Utah	79 97	256	H San Jose St.	103 99						
293	H Northern Ariz.	104 79	35	H St. Mary's (CA)	94 92						

Non-Div I Games:

Sacramento St.

■ Loss, 
 ■ Non-Conf, 
 ■ S Site, 
 ■ H Home 
 ■ A Away 
 N Neutral

Average RPI Win:	195	WON-LOST	WINNING	LAST 10	STRENGTH OF	OPP. STRENGTH	TEAM	ADJ.	CONF.	ADJ CONF.
Average RPI Loss:	37	RECORD	PCT. RANK	GAMES	SCHEDULE	OF SCHEDULE	RPI	RPI	RPI	RPI
DIV. I ONLY	11- 7	105	5- 4	69	63	86	86	5	5	
DIV. I NON-CONF.	8- 3	67	4- 0	184	154	110	110	5	5	
TOTALS	RPI 1-25	RPI 26-50	W-L RECORDS	RPI 51-100	RPI 101-150	RPI 150+				
11- 7	1- 2	0- 4	OVERALL	2- 1	0- 0	8- 0				
9- 1	1- 0	0- 1	HOME	1- 0	0- 0	7- 0				
1- 4	0- 1	0- 2	AWAY	0- 1	0- 0	1- 0				
1- 2	0- 1	0- 1	NEUTRAL	1- 0	0- 0	0- 0				
8- 3	0- 1	0- 1	NON-CONFERENCE	1- 1	0- 0	7- 0				
7- 0	0- 0	0- 0	HOME	0- 0	0- 0	7- 0				
0- 1	0- 0	0- 0	AWAY	0- 1	0- 0	0- 0				
1- 2	0- 1	0- 1	NEUTRAL	1- 0	0- 0	0- 0				
3- 4	1- 1	0- 3	CONFERENCE	1- 0	0- 0	1- 0				
2- 1	1- 0	0- 1	HOME	1- 0	0- 0	0- 0				
1- 3	0- 1	0- 2	AWAY	0- 0	0- 0	1- 0				
0- 0	0- 0	0- 0	NEUTRAL	0- 0	0- 0	0- 0				

RPI S	Opponent	Score	RPI S	Opponent	Score	RPI S	Opponent	Score	RPI S	Opponent	Score
9 N	Purdue	68 75	29 A	Oklahoma St.	53 65	71 A	SMU	68 72	187 H	Sam Houston St.	78 46
23 H	Texas	54 48	37 H	Iowa St.	49 71	79 N	FGCU	68 47	202 H	Tex.-Pan American	73 47
25 A	Baylor	46 80	42 A	Oklahoma	52 63	94 H	Kansas	52 50	211 A	Texas Tech	65 54
			47 N	South Dakota St.	52 57				213 H	Stephen F. Austin	60 52
									257 H	Grambling	95 64
									277 H	Texas St.	63 50
									289 H	La.-Monroe	86 47
									312 H	Prairie View	76 47
LAST 12 Division I GAMES:											
42 A	Oklahoma	52 63	37 H	Iowa St.	49 71						
23 H	Texas	54 48	312 H	Prairie View	76 47						
29 A	Oklahoma St.	53 65	187 H	Sam Houston St.	78 46						
25 A	Baylor	46 80	202 H	Tex.-Pan American	73 47						
94 H	Kansas	52 50	213 H	Stephen F. Austin	60 52						
211 A	Texas Tech	65 54	9 N	Purdue	68 75						

Non-Div I Games: Abilene Christian 82 55

TCU

■ Loss, 
 ■ Non-Conf, 
 ■ S Site, 
 ■ Home 
 ■ A Away 
 N Neutral



Average RPI Win:	209	WON-LOST	WINNING	LAST 10	STRENGTH OF	OPP. STRENGTH	TEAM	ADJ.	CONF.	ADJ CONF.
Average RPI Loss:	56	RECORD	PCT. RANK	GAMES	SCHEDULE	OF SCHEDULE	RPI	RPI	RPI	RPI
DIV. I ONLY	15- 6	66	5- 5	128	133	88	88	1	1	
DIV. I NON-CONF.	13- 1	8	5- 0	267	277	72	72	2	2	
TOTALS	RPI 1-25	RPI 26-50	W-L RECORDS	RPI 51-100	RPI 101-150	RPI 150+				
15- 6	0- 2	1- 1	OVERALL	2- 2	2- 1	10- 0				
10- 2	0- 1	0- 0	HOME	1- 1	1- 0	8- 0				
3- 3	0- 1	0- 0	AWAY	1- 1	0- 1	2- 0				
2- 1	0- 0	1- 1	NEUTRAL	0- 0	1- 0	0- 0				
13- 1	0- 0	1- 1	NON-CONFERENCE	1- 0	1- 0	10- 0				
9- 0	0- 0	0- 0	HOME	1- 0	0- 0	8- 0				
2- 0	0- 0	0- 0	AWAY	0- 0	0- 0	2- 0				
2- 1	0- 0	1- 1	NEUTRAL	0- 0	1- 0	0- 0				
2- 5	0- 2	0- 0	CONFERENCE	1- 2	1- 1	0- 0				
1- 2	0- 1	0- 0	HOME	0- 1	1- 0	0- 0				
1- 3	0- 1	0- 0	AWAY	1- 1	0- 1	0- 0				
0- 0	0- 0	0- 0	NEUTRAL	0- 0	0- 0	0- 0				

RPI 1-25				RPI 26-50				RPI 51-100				RPI 101+			
RPI	S	Opponent	Score	RPI	S	Opponent	Score	RPI	S	Opponent	Score	RPI	S	Opponent	Score
6	H	Tennessee	63 67	30	N	Middle Tenn.	48 62	58	A	Arkansas	54 50	120	H	Missouri	69 62
19	A	Texas A&M	35 73	45	N	James Madison	65 52	69	H	Auburn	74 82	137	A	Ole Miss	85 87
								74	A	Florida	72 82	139	N	Grand Canyon	71 62
								87	H	Southern Miss.	71 61	163	H	Savannah St.	81 63
												229	H	Mississippi Val.	98 58
												232	H	Southeastern La.	109 57
												252	A	Houston	76 68
												269	H	Tennessee Tech	90 45
												290	A	North Dakota St.	72 62
												294	H	La.-Lafayette	78 51
												296	H	Jackson St.	81 42
												326	H	Alabama St.	75 49
												340	H	New Orleans	111 38
LAST 12 Division I GAMES:															
120	H	Missouri	69 62	74	A	Florida	72 82								
137	A	Ole Miss	85 87	229	H	Mississippi Val.	98 58								
19	A	Texas A&M	35 73	232	H	Southeastern La.	109 57								
6	H	Tennessee	63 67	290	A	North Dakota St.	72 62								
58	A	Arkansas	54 50	87	H	Southern Miss.	71 61								
69	H	Auburn	74 82	326	H	Alabama St.	75 49								

Non-Div I Games:

Mississippi St.



Average RPI Win:	210	WON-LOST	WINNING	LAST 10	STRENGTH OF	OPP. STRENGTH	TEAM	ADJ.	CONF.	ADJ CONF.
Average RPI Loss:	69	RECORD	PCT. RANK	GAMES	SCHEDULE	OF SCHEDULE	RPI	RPI	RPI	RPI
DIV. I ONLY	12- 4	44	7- 3	254	96	89	89	14	14	
DIV. I NON-CONF.	10- 4	75	7- 3	198	84	75	75	15	15	
TOTALS	RPI 1-25	RPI 26-50	W-L RECORDS	RPI 51-100	RPI 101-150	RPI 150+				
12- 4	0- 1	0- 1	OVERALL	0- 1	2- 0	10- 1				
5- 0	0- 0	0- 0	HOME	0- 0	1- 0	4- 0				
4- 3	0- 1	0- 1	AWAY	0- 1	0- 0	4- 0				
3- 1	0- 0	0- 0	NEUTRAL	0- 0	1- 0	2- 1				
10- 4	0- 1	0- 1	NON-CONFERENCE	0- 1	2- 0	8- 1				
4- 0	0- 0	0- 0	HOME	0- 0	1- 0	3- 0				
3- 3	0- 1	0- 1	AWAY	0- 1	0- 0	3- 0				
3- 1	0- 0	0- 0	NEUTRAL	0- 0	1- 0	2- 1				
2- 0	0- 0	0- 0	CONFERENCE	0- 0	0- 0	2- 0				
1- 0	0- 0	0- 0	HOME	0- 0	0- 0	1- 0				
1- 0	0- 0	0- 0	AWAY	0- 0	0- 0	1- 0				
0- 0	0- 0	0- 0	NEUTRAL	0- 0	0- 0	0- 0				

RPI 1-25			RPI 26-50			RPI 51-100			Team's RPI: 89	RPI 101+		
RPI	S	Opponent	Score	RPI	S	Opponent	Score	RPI	S	Opponent	Score	
13	A	St. John's (NY)	76 81	46	A	DePaul	75 99	60	A	Fordham	44 64	
LAST 12 Division I GAMES:												
284	H	Dartmouth	77 59	171	N	Sacred Heart	74 63	104	N	Cal Poly	83 76	
320	A	NJIT	75 56	157	N	Long Beach St.	67 72	140	H	Hofstra	60 41	
284	A	Dartmouth	73 63	13	A	St. John's (NY)	76 81	157	N	Long Beach St.	67 72	
60	A	Fordham	44 64	186	A	Northeastern	81 74	161	N	Tulsa	61 57	
161	N	Tulsa	61 57	184	A	Colgate	91 76	171	N	Sacred Heart	74 63	
140	H	Hofstra	60 41	195	H	FIU	64 52	184	A	Colgate	91 76	
								186	A	Northeastern	81 74	
								195	H	FIU	64 52	
								197	H	Boston U.	76 67	
								284	A	Dartmouth	73 63	
								284	H	Dartmouth	77 59	
								290	H	North Dakota St.	84 56	
								320	A	NJIT	75 56	

Non-Div I Games:

Harvard

Average RPI Loss: 131

Average RPI Win:	218	WON-LOST	WINNING	LAST 10	STRENGTH OF	OPP. STRENGTH	TEAM	ADJ.	CONF.	ADJ CONF.
Average RPI Loss:	131	RECORD	PCT. RANK	GAMES	SCHEDULE	OF SCHEDULE	RPI	RPI	RPI	RPI
DIV. I ONLY	13- 3	25	8- 2	292	135	90	90	24	24	
DIV. I NON-CONF.	9- 2	44	5- 1	179	173	46	46	25	25	
<hr/>										
TOTALS	RPI 1-25	RPI 26-50		W-L RECORDS	RPI 51-100	RPI 101-150		RPI 150+		
13- 3	0- 0	0- 0		OVERALL	1- 1	1- 1		11- 1		
6- 0	0- 0	0- 0		HOME	0- 0	1- 0		5- 0		
5- 3	0- 0	0- 0		AWAY	0- 1	0- 1		5- 1		
2- 0	0- 0	0- 0		NEUTRAL	1- 0	0- 0		1- 0		
<hr/>										
9- 2	0- 0	0- 0		NON-CONFERENCE	1- 1	1- 1		7- 0		
4- 0	0- 0	0- 0		HOME	0- 0	1- 0		3- 0		
3- 2	0- 0	0- 0		AWAY	0- 1	0- 1		3- 0		
2- 0	0- 0	0- 0		NEUTRAL	1- 0	0- 0		1- 0		
<hr/>										
4- 1	0- 0	0- 0		CONFERENCE	0- 0	0- 0		4- 1		
2- 0	0- 0	0- 0		HOME	0- 0	0- 0		2- 0		
2- 1	0- 0	0- 0		AWAY	0- 0	0- 0		2- 1		
0- 0	0- 0	0- 0		NEUTRAL	0- 0	0- 0		0- 0		

RPI 1-25				RPI 26-50				RPI 51-100				Team's RPI: 90				RPI 101+			
RPI	S	Opponent	Score	RPI	S	Opponent	Score	RPI	S	Opponent	Score	RPI	S	Opponent	Score	RPI	S	Opponent	Score
								73	N	Stetson	73 68	109	A	George Washington	54 80				
								76	A	Quinnipiac	63 77	141	H	Richmond	69 60				
												159	H	Davidson	62 53				
												174	A	Elon	58 57				
												203	N	Georgia St.	74 49				
												209	A	Florida A&M	51 55				
												217	H	Campbell	62 47				
												222	A	N.C. Central	59 47				
												247	H	Appalachian St.	62 43				
												261	A	UNC Asheville	83 57				
												272	H	Delaware St.	50 47				
												274	A	Bethune-Cookman	69 55				
												291	A	William & Mary	60 58				
												297	H	Morgan St.	78 48				
LAST 12 Division I GAMES:																			
				297	H	Morgan St.	78 48					291	A	William & Mary	60 58				
				222	A	N.C. Central	59 47					174	A	Elon	58 57				
				272	H	Delaware St.	50 47					109	A	George Washington	54 80				
				209	A	Florida A&M	51 55					261	A	UNC Asheville	83 57				
				274	A	Bethune-Cookman	69 55					247	H	Appalachian St.	62 43				
				217	H	Campbell	62 47					141	H	Richmond	69 60				

**Non-Div I Games:** Virginia-Lynchburg 99 32

N.C. A&T

Loss, Non-Conf, S Site, H Home A Away N Neutral

Average RPI Win: <b>228</b>	WON-LOST	WINNING	LAST 10	STRENGTH OF	OPP. STRENGTH	TEAM	ADJ.	CONF.	ADJ CONF.
Average RPI Loss: <b>78</b>	RECORD	PCT. RANK	GAMES	SCHEDULE	OF SCHEDULE	RPI	RPI	RPI	RPI
DIV. I ONLY	13- 5	58	6- 3	221	171	91	91	11	11
DIV. I NON-CONF.	7- 3	80	1- 2	314	215	150	150	11	11
<hr/>									
TOTALS	RPI 1-25	RPI 26-50	W-L RECORDS	RPI 51-100	RPI 101-150	RPI 150+			
13- 5	0- 0	0- 1	OVERALL	0- 2	3- 2	10- 0			
8- 0	0- 0	0- 0	HOME	0- 0	1- 0	7- 0			
5- 5	0- 0	0- 1	AWAY	0- 2	2- 2	3- 0			
0- 0	0- 0	0- 0	NEUTRAL	0- 0	0- 0	0- 0			
7- 3	0- 0	0- 1	NON-CONFERENCE	0- 1	0- 1	7- 0			
5- 0	0- 0	0- 0	HOME	0- 0	0- 0	5- 0			
2- 3	0- 0	0- 1	AWAY	0- 1	0- 1	2- 0			
0- 0	0- 0	0- 0	NEUTRAL	0- 0	0- 0	0- 0			
6- 2	0- 0	0- 0	CONFERENCE	0- 1	3- 1	3- 0			
3- 0	0- 0	0- 0	HOME	0- 0	1- 0	2- 0			
3- 2	0- 0	0- 0	AWAY	0- 1	2- 1	1- 0			
0- 0	0- 0	0- 0	NEUTRAL	0- 0	0- 0	0- 0			

RPI 1-25				RPI 26-50				RPI 51-100				Team's RPI: 91	RPI 101+			
RPI	S	Opponent	Score	RPI	S	Opponent	Score	RPI	S	Opponent	Score		RPI	S	Opponent	Score
				32	A	Ohio St.	56 59	53	A	Navy	64 74		112	A	St. Francis Brooklyn	53 56
								65	A	Penn	57 67		129	A	Bucknell	55 56
													130	H	Lafayette	66 49
													135	A	American	64 63
													138	A	Holy Cross	70 57
													169	A	Stony Brook	75 67
													184	H	Colgate	62 45
													204	A	Yale	68 56
													210	H	Lehigh	74 63
													254	A	Loyola Maryland	66 62
													292	H	Manhattan	66 52
													295	H	Brown	67 65
													297	H	Morgan St.	73 48
													309	H	Weber St.	57 51
													343	H	Fairleigh Dickinson	75 51
LAST 12 Division I GAMES:																
				135	A	American	64 63	254	A	Loyola Maryland	66 62					
				184	H	Colgate	62 45	130	H	Lafayette	66 49					
				129	A	Bucknell	55 56	32	A	Ohio St.	56 59					
				138	A	Holy Cross	70 57	65	A	Penn	57 67					
				53	A	Navy	64 74	204	A	Yale	68 56					
				210	H	Lehigh	74 63	297	H	Morgan St.	73 48					

Non-Div I Games: Staten Island 108 64

Army

■ Loss, 
 ■ Non-Conf, 
 ■ S Site, 
 ■ Home 
 ■ A Away 
 N Neutral

## Alabama

Through Games Of Jan. 26, 2014

Average RPI Win:	178	WON-LOST	WINNING	LAST 10	STRENGTH OF	OPP. STRENGTH	TEAM	ADJ.	CONF.	ADJ CONF.
Average RPI Loss:	42	RECORD	PCT. RANK	GAMES	SCHEDULE	OF SCHEDULE	RPI	RPI	RPI	RPI
DIV. I ONLY	10- 10	156	5- 5	27	57	92	92	1	1	
DIV. I NON-CONF.	7- 6	142	4- 1	86	131	123	123	2	2	
TOTALS	RPI 1-25	RPI 26-50	W-L RECORDS	RPI 51-100	RPI 101-150	RPI 150+				
10- 10	1- 4	0- 2	OVERALL	2- 4	1- 0	6- 0				
7- 3	0- 1	0- 0	HOME	2- 2	1- 0	4- 0				
1- 6	1- 3	0- 1	AWAY	0- 2	0- 0	0- 0				
2- 1	0- 0	0- 1	NEUTRAL	0- 0	0- 0	2- 0				
7- 6	0- 1	0- 2	NON-CONFERENCE	1- 3	0- 0	6- 0				
5- 1	0- 0	0- 0	HOME	1- 1	0- 0	4- 0				
0- 4	0- 1	0- 1	AWAY	0- 2	0- 0	0- 0				
2- 1	0- 0	0- 1	NEUTRAL	0- 0	0- 0	2- 0				
3- 4	1- 3	0- 0	CONFERENCE	1- 1	1- 0	0- 0				
2- 2	0- 1	0- 0	HOME	1- 1	1- 0	0- 0				
1- 2	1- 2	0- 0	AWAY	0- 0	0- 0	0- 0				
0- 0	0- 0	0- 0	NEUTRAL	0- 0	0- 0	0- 0				

RPI 1-25				RPI 26-50				RPI 51-100				Team's RPI: 92	RPI 101+			
RPI	S	Opponent	Score	RPI	S	Opponent	Score	RPI	S	Opponent	Score		RPI	S	Opponent	Score
1	A	Duke	57 92	35	A	St. Mary's (CA)	76 86	56	A	Chattanooga	70 82		137	H	Ole Miss	93 79
8	A	South Carolina	51 77	43	N	Princeton	59 79	59	H	Georgia	69 66		179	N	Coppin St.	82 60
19	A	Texas A&M	58 73					69	H	Auburn	39 61		201	H	Jacksonville	75 62
20	A	Kentucky	57 55					78	A	Nebraska	48 62		218	N	Cal St. Fullerton	69 54
20	H	Kentucky	63 85					83	H	Wisconsin	70 62		252	H	Houston	51 44
								93	H	UT Martin	57 75		285	H	Troy	113 105
													344	H	Alabama A&M	60 32
LAST 12 Division I GAMES:																
59	H	Georgia	69 66	20	H	Kentucky	63 85	179	N	Coppin St.	82 60		43	N	Princeton	59 79
20	A	Kentucky	57 55	8	A	South Carolina	51 77	285	H	Troy	113 105		201	H	Jacksonville	75 62
69	H	Auburn	39 61	137	H	Ole Miss	93 79	252	H	Houston	51 44					
19	A	Texas A&M	58 73													

Non-Div I Games:

Alabama

■ Loss, 
 ■ Non-Conf, S Site, 
 ■ Home 
 ■ Away 
 N Neutral

Average RPI Win:	232	WON-LOST	WINNING	LAST 10	STRENGTH OF	OPP. STRENGTH	TEAM	ADJ.	CONF.	ADJ CONF.
Average RPI Loss:	87	RECORD	PCT. RANK	GAMES	SCHEDULE	OF SCHEDULE	RPI	RPI	RPI	RPI
DIV. I ONLY	15- 6	66	9- 1	187	186	93	93	30	30	
DIV. I NON-CONF.	7- 6	142	1- 3	64	94	79	79	30	30	
TOTALS	RPI 1-25	RPI 26-50	W-L RECORDS	RPI 51-100	RPI 101-150	RPI 150+				
15- 6	0- 1	0- 2	OVERALL	2- 0	2- 2	11- 1				
7- 1	0- 0	0- 0	HOME	1- 0	0- 1	6- 0				
7- 4	0- 1	0- 2	AWAY	1- 0	1- 1	5- 0				
1- 1	0- 0	0- 0	NEUTRAL	0- 0	1- 0	0- 1				
7- 6	0- 1	0- 2	NON-CONFERENCE	2- 0	2- 2	3- 1				
3- 1	0- 0	0- 0	HOME	1- 0	0- 1	2- 0				
3- 4	0- 1	0- 2	AWAY	1- 0	1- 1	1- 0				
1- 1	0- 0	0- 0	NEUTRAL	0- 0	1- 0	0- 1				
8- 0	0- 0	0- 0	CONFERENCE	0- 0	0- 0	8- 0				
4- 0	0- 0	0- 0	HOME	0- 0	0- 0	4- 0				
4- 0	0- 0	0- 0	AWAY	0- 0	0- 0	4- 0				
0- 0	0- 0	0- 0	NEUTRAL	0- 0	0- 0	0- 0				

RPI 1-25				RPI 26-50				RPI 51-100				Team's RPI: 93	RPI 101+			
RPI	S	Opponent	Score	RPI	S	Opponent	Score	RPI	S	Opponent	Score		RPI	S	Opponent	Score
14	A	Gonzaga	54 91	28	A	Florida St.	53 76	76	H	Quinnipiac	102 97		120	H	Missouri	74 77
				32	A	Ohio St.	60 82	92	A	Alabama	75 57		122	N	Winthrop	79 74
													123	A	Arkansas St.	75 66
													126	A	Illinois	62 77
													200	N	Northern Ky.	61 70
													203	H	Georgia St.	84 80
													230	A	Austin Peay	95 81
													242	H	Belmont	82 53
													264	A	Morehead St.	74 52
													269	H	Tennessee Tech	102 78
													286	H	Evansville	93 77
													299	A	Murray St.	88 87
													308	H	Southeast Mo. St.	100 71
													311	H	SIU Edwardsville	111 72
													313	A	Jacksonville St.	88 75
													335	A	Southern Ill.	85 55
LAST 12 Division I GAMES:																
311	H	SIU Edwardsville	111 72	299	A	Murray St.	88 87									
269	H	Tennessee Tech	102 78	313	A	Jacksonville St.	88 75									
264	A	Morehead St.	74 52	28	A	Florida St.	53 76									
308	H	Southeast Mo. St.	100 71	335	A	Southern Ill.	85 55									
242	H	Belmont	82 53	126	A	Illinois	62 77									
230	A	Austin Peay	95 81	32	A	Ohio St.	60 82									

Non-Div I Games:

UT Martin

■ Loss, 
 ■ Non-Conf, 
 ■ S Site, 
 ■ Home 
 ■ A Away 
 N Neutral

# Kansas

Through Games Of Jan. 26, 2014

Average RPI Win:	156	WON-LOST	WINNING	LAST 10	STRENGTH OF	OPP. STRENGTH	TEAM	ADJ.	CONF.	ADJ CONF.
Average RPI Loss:	47	RECORD	PCT. RANK	GAMES	SCHEDULE	OF SCHEDULE	RPI	RPI	RPI	RPI
DIV. I ONLY	10- 10	156	5- 5	22	14	94	94	5	5	
DIV. I NON-CONF.	7- 5	120	3- 1	66	16	113	113	5	5	
TOTALS	RPI 1-25	RPI 26-50	W-L RECORDS	RPI 51-100	RPI 101-150	RPI 150+				
10- 10	1- 5	1- 2	OVERALL	1- 2	1- 0	6- 1				
8- 4	1- 2	0- 1	HOME	1- 1	0- 0	6- 0				
1- 4	0- 2	0- 1	AWAY	0- 1	1- 0	0- 0				
1- 2	0- 1	1- 0	NEUTRAL	0- 0	0- 0	0- 1				
7- 5	0- 2	1- 1	NON-CONFERENCE	1- 1	0- 0	5- 1				
6- 2	0- 1	0- 0	HOME	1- 1	0- 0	5- 0				
0- 1	0- 0	0- 1	AWAY	0- 0	0- 0	0- 0				
1- 2	0- 1	1- 0	NEUTRAL	0- 0	0- 0	0- 1				
3- 5	1- 3	0- 1	CONFERENCE	0- 1	1- 0	1- 0				
2- 2	1- 1	0- 1	HOME	0- 0	0- 0	1- 0				
1- 3	0- 2	0- 0	AWAY	0- 1	1- 0	0- 0				
0- 0	0- 0	0- 0	NEUTRAL	0- 0	0- 0	0- 0				

RPI S	Opponent	Score	RPI S	Opponent	Score	RPI S	Opponent	Score	RPI S	Opponent	Score
1 N	Duke	40 73	29 H	Oklahoma St.	56 64	58 H	Arkansas	53 64	116 A	Kansas St.	71 64
9 H	Purdue	68 71	39 A	Minnesota	59 70	68 H	Creighton	74 66	161 H	Tulsa	82 78
23 A	Texas	58 70	44 N	Central Mich.	68 63	86 A	TCU	50 52	176 N	Xavier	59 64
24 H	West Virginia	55 65							204 H	Yale	79 63
25 A	Baylor	55 75							207 H	Texas Southern	105 78
25 H	Baylor	76 60							211 H	Texas Tech	67 46
									214 H	Oral Roberts	84 62
									311 H	SIU Edwardsville	72 56
LAST 12 Division I GAMES:											
116 A	Kansas St.	71 64	25 A	Baylor	55 75						
29 H	Oklahoma St.	56 64	24 H	West Virginia	55 65						
25 H	Baylor	76 60	204 H	Yale	79 63						
23 A	Texas	58 70	161 H	Tulsa	82 78						
211 H	Texas Tech	67 46	9 H	Purdue	68 71						
86 A	TCU	50 52	207 H	Texas Southern	105 78						

Non-Div I Games:

Kansas

Loss, Non-Conf, S Site, H Home A Away N Neutral

# North Dakota

Through Games Of Jan. 26, 2014

Average RPI Win: <b>222</b>	WON-LOST	WINNING	LAST 10	STRENGTH OF	OPP. STRENGTH	TEAM	ADJ.	CONF.	ADJ CONF.
Average RPI Loss: <b>82</b>	RECORD	PCT. RANK	GAMES	SCHEDULE	OF SCHEDULE	RPI	RPI	RPI	RPI

DIV. I ONLY	10- 6	99	7- 3	140	168	95	95	16	16
DIV. I NON-CONF.	3- 4	193	1- 1	144	64	140	140	18	18
TOTALS	RPI 1-25	RPI 26-50	W-L RECORDS	RPI 51-100	RPI 101-150	RPI 150+			
10- 6	0- 0	0- 3	OVERALL	0- 1	0- 1	10- 1			
5- 1	0- 0	0- 0	HOME	0- 0	0- 0	5- 1			
5- 5	0- 0	0- 3	AWAY	0- 1	0- 1	5- 0			
0- 0	0- 0	0- 0	NEUTRAL	0- 0	0- 0	0- 0			
3- 4	0- 0	0- 3	NON-CONFERENCE	0- 0	0- 1	3- 0			
2- 0	0- 0	0- 0	HOME	0- 0	0- 0	2- 0			
1- 4	0- 0	0- 3	AWAY	0- 0	0- 1	1- 0			
0- 0	0- 0	0- 0	NEUTRAL	0- 0	0- 0	0- 0			
7- 2	0- 0	0- 0	CONFERENCE	0- 1	0- 0	7- 1			
3- 1	0- 0	0- 0	HOME	0- 0	0- 0	3- 1			
4- 1	0- 0	0- 0	AWAY	0- 1	0- 0	4- 0			
0- 0	0- 0	0- 0	NEUTRAL	0- 0	0- 0	0- 0			

RPI S	Opponent	Score	RPI S	Opponent	Score	RPI S	Opponent	Score	RPI S	Opponent	Score
33	A Iowa	62 88	37	A Iowa St.	55 84	85	A Sacramento St.	104 110	144	A UNI	56 61
39	A Minnesota	44 46							156	H Montana St.	65 76
									160	H Montana	62 57
									164	A Northern Colo.	68 65
									164	H Northern Colo.	63 51
									166	H Southern Utah	71 68
									192	H South Dakota	65 61
									220	A Idaho St.	48 47
									263	A Milwaukee	78 66
									290	H North Dakota St.	88 83
									293	A Northern Ariz.	91 83
									309	A Weber St.	83 72
LAST 12 Division I GAMES:											
293	A Northern Ariz.	91 83	164	H Northern Colo.	63 51						
85	A Sacramento St.	104 110	166	H Southern Utah	71 68						
156	H Montana St.	65 76	33	A Iowa	62 88						
160	H Montana	62 57	164	A Northern Colo.	68 65						
309	A Weber St.	83 72	290	H North Dakota St.	88 83						
220	A Idaho St.	48 47	39	A Minnesota	44 46						

Non-Div I Games: Mayville St. 71 62 Jamestown 93 56

North Dakota

Loss, Non-Conf, S Site, H Home A Away N Neutral

Average RPI Win:	180	WON-LOST	WINNING	LAST 10	STRENGTH OF	OPP. STRENGTH	TEAM	ADJ.	CONF.	ADJ CONF.
Average RPI Loss:	63	RECORD	PCT. RANK	GAMES	SCHEDULE	OF SCHEDULE	RPI	RPI	RPI	RPI
DIV. I ONLY	11- 9	136	5- 5	55	76	96	96	2	2	
DIV. I NON-CONF.	8- 5	109	3- 2	131	105	148	148	4	4	
TOTALS	RPI 1-25	RPI 26-50	W-L RECORDS	RPI 51-100	RPI 101-150	RPI 150+				
11- 9	1- 2	0- 3	OVERALL	0- 2	4- 1	6- 1				
8- 4	1- 0	0- 2	HOME	0- 1	2- 1	5- 0				
3- 5	0- 2	0- 1	AWAY	0- 1	2- 0	1- 1				
0- 0	0- 0	0- 0	NEUTRAL	0- 0	0- 0	0- 0				
8- 5	0- 1	0- 2	NON-CONFERENCE	0- 1	2- 1	6- 0				
7- 3	0- 0	0- 1	HOME	0- 1	2- 1	5- 0				
1- 2	0- 1	0- 1	AWAY	0- 0	0- 0	1- 0				
0- 0	0- 0	0- 0	NEUTRAL	0- 0	0- 0	0- 0				
3- 4	1- 1	0- 1	CONFERENCE	0- 1	2- 0	0- 1				
1- 1	1- 0	0- 1	HOME	0- 0	0- 0	0- 0				
2- 3	0- 1	0- 0	AWAY	0- 1	2- 0	0- 1				
0- 0	0- 0	0- 0	NEUTRAL	0- 0	0- 0	0- 0				

RPI S	Opponent	Score	RPI S	Opponent	Score	RPI S	Opponent	Score	RPI S	Opponent	Score
4	A Notre Dame	52 79	28	H Florida St.	63 68	65	H Penn	66 67	112	H St. Francis Brooklyn	78 57
11	A Arizona St.	73 75	30	H Middle Tenn.	55 61	82	A Boston College	62 63	120	H Missouri	74 68
16	H North Carolina St.	80 71	39	A Minnesota	67 74				127	A Wake Forest	84 53
									133	A Virginia Tech	64 62
									141	H Richmond	50 57
									166	A Clemson	52 60
									179	H Coppin St.	63 58
									204	H Yale	91 67
									215	A Oakland	86 68
									246	H New Mexico	67 50
									297	H Morgan St.	80 42
									329	H North Florida	79 39
LAST 12 Division I GAMES:											
166	A Clemson	52 60	127	A Wake Forest	84 53						
4	A Notre Dame	52 79	65	H Penn	66 67						
16	H North Carolina St.	80 71	246	H New Mexico	67 50						
82	A Boston College	62 63	297	H Morgan St.	80 42						
133	A Virginia Tech	64 62	11	A Arizona St.	73 75						
28	H Florida St.	63 68	179	H Coppin St.	63 58						

Non-Div I Games:

Miami (FL)

■ Loss, 
■ Non-Conf, S Site, 
■ Home 
■ Away 
N Neutral



Average RPI Win:	181	WON-LOST	WINNING	LAST 10	STRENGTH OF	OPP. STRENGTH	TEAM	ADJ.	CONF.	ADJ CONF.
Average RPI Loss:	41	RECORD	PCT. RANK	GAMES	SCHEDULE	OF SCHEDULE	RPI	RPI	RPI	RPI
DIV. I ONLY	13- 5	58	7- 3	191	23	97	97	7	7	
DIV. I NON-CONF.	9- 2	44	4- 1	217	39	90	90	7	7	
TOTALS	RPI 1-25	RPI 26-50	W-L RECORDS	RPI 51-100	RPI 101-150	RPI 150+				
13- 5	1- 2	1- 1	OVERALL	0- 2	3- 0	8- 0				
6- 4	0- 2	1- 1	HOME	0- 1	1- 0	4- 0				
5- 1	1- 0	0- 0	AWAY	0- 1	2- 0	2- 0				
2- 0	0- 0	0- 0	NEUTRAL	0- 0	0- 0	2- 0				
9- 2	1- 1	1- 0	NON-CONFERENCE	0- 1	1- 0	6- 0				
5- 2	0- 1	1- 0	HOME	0- 1	1- 0	3- 0				
2- 0	1- 0	0- 0	AWAY	0- 0	0- 0	1- 0				
2- 0	0- 0	0- 0	NEUTRAL	0- 0	0- 0	2- 0				
4- 3	0- 1	0- 1	CONFERENCE	0- 1	2- 0	2- 0				
1- 2	0- 1	0- 1	HOME	0- 0	0- 0	1- 0				
3- 1	0- 0	0- 0	AWAY	0- 1	2- 0	1- 0				
0- 0	0- 0	0- 0	NEUTRAL	0- 0	0- 0	0- 0				

RPI 1-25				RPI 26-50				RPI 51-100 Team's RPI: 97				RPI 101+			
RPI	S	Opponent	Score	RPI	S	Opponent	Score	RPI	S	Opponent	Score	RPI	S	Opponent	Score
1	H	Duke	61 78	38	H	Villanova	61 63	68	A	Creighton	64 83	124	A	Butler	61 59
12	A	Vanderbilt	82 77	44	H	Central Mich.	84 72	83	H	Wisconsin	60 62	127	H	Wake Forest	90 71
13	H	St. John's (NY)	47 49									148	A	Georgetown	82 80
												154	N	Utah	72 65
												176	A	Xavier	73 67
												198	H	Providence	87 79
												214	H	Oral Roberts	79 71
												263	A	Milwaukee	71 52
												269	N	Tennessee Tech	84 64
												275	H	Denver	71 54
												347	H	Ark.-Pine Bluff	96 44
LAST 12 Division I GAMES:															
68	A	Creighton	64 83	124	A	Butler	61 59								
198	H	Providence	87 79	275	H	Denver	71 54								
13	H	St. John's (NY)	47 49	214	H	Oral Roberts	79 71								
176	A	Xavier	73 67	263	A	Milwaukee	71 52								
148	A	Georgetown	82 80	83	H	Wisconsin	60 62								
38	H	Villanova	61 63	154	N	Utah	72 65								

Non-Div I Games:

Marquette

Average RPI Win: 211		WON-LOST	WINNING	LAST 10	STRENGTH OF	OPP. STRENGTH	TEAM	ADJ.	CONF.	ADJ CONF.
Average RPI Loss: 121		RECORD	PCT. RANK	GAMES	SCHEDULE	OF SCHEDULE	RPI	RPI	RPI	RPI
DIV. I ONLY		15- 4	35	9- 1	274	94	98	98	24	24
DIV. I NON-CONF.		9- 4	81	4- 2	192	85	92	92	25	25
TOTALS		RPI 1-25	RPI 26-50		W-L RECORDS		RPI 51-100	RPI 101-150	RPI 150+	
15- 4	0- 1	0- 1		OVERALL		2- 0	2- 1	11- 1		
8- 1	0- 0	0- 0		HOME		1- 0	2- 1	5- 0		
4- 3	0- 1	0- 1		AWAY		1- 0	0- 0	3- 1		
3- 0	0- 0	0- 0		NEUTRAL		0- 0	0- 0	3- 0		
9- 4	0- 1	0- 1		NON-CONFERENCE		2- 0	2- 1	5- 1		
4- 1	0- 0	0- 0		HOME		1- 0	2- 1	1- 0		
2- 3	0- 1	0- 1		AWAY		1- 0	0- 0	1- 1		
3- 0	0- 0	0- 0		NEUTRAL		0- 0	0- 0	3- 0		
6- 0	0- 0	0- 0		CONFERENCE		0- 0	0- 0	6- 0		
4- 0	0- 0	0- 0		HOME		0- 0	0- 0	4- 0		
2- 0	0- 0	0- 0		AWAY		0- 0	0- 0	2- 0		
0- 0	0- 0	0- 0		NEUTRAL		0- 0	0- 0	0- 0		

RPI 1-25				RPI 26-50				RPI 51-100 Team's RPI: 98				RPI 101+			
RPI	S	Opponent	Score	RPI	S	Opponent	Score	RPI	S	Opponent	Score	RPI	S	Opponent	Score
5	A	LSU	54 73	40	A	Georgia Tech	70 89	81	A	Drexel	50 47	116	H	Kansas St.	86 75
								87	H	Southern Miss.	74 58	133	H	Virginia Tech	70 60
												135	H	American	46 58
												163	A	Savannah St.	70 46
												179	H	Coppin St.	80 52
												209	H	Florida A&M	70 67
												223	N	Utah St.	98 88
												255	N	Santa Clara	70 48
												272	A	Delaware St.	79 39
												274	H	Bethune-Cookman	43 35
												277	A	Texas St.	72 63
												295	N	Brown	71 50
												297	H	Morgan St.	99 45
												300	H	Saint Peter's	64 37
												304	A	UC Santa Barbara	62 66
LAST 12 Division I GAMES:															
163	A	Savannah St.	70 46	295	N	Brown	71 50	116	H	Kansas St.	86 75				
297	H	Morgan St.	99 45	81	A	Drexel	50 47	274	H	Bethune-Cookman	43 35				
179	H	Coppin St.	80 52	209	H	Florida A&M	70 67	135	H	American	46 58				
272	A	Delaware St.	79 39												
133	H	Virginia Tech	70 60												
40	A	Georgia Tech	70 89												

Non-Div I Games:

Hampton

Average RPI Win:	194	WON-LOST	WINNING	LAST 10	STRENGTH OF	OPP. STRENGTH	TEAM	ADJ.	CONF.	ADJ CONF.
Average RPI Loss:	61	RECORD	PCT. RANK	GAMES	SCHEDULE	OF SCHEDULE	RPI	RPI	RPI	RPI
DIV. I ONLY	13- 5	58	8- 2	188	67	99	99	10	10	
DIV. I NON-CONF.	8- 4	87	4- 1	234	32	145	145	12	12	
TOTALS	RPI 1-25	RPI 26-50	W-L RECORDS	RPI 51-100	RPI 101-150	RPI 150+				
13- 5	0- 2	0- 0	OVERALL	2- 2	2- 1	9- 0				
7- 3	0- 1	0- 0	HOME	1- 1	1- 1	5- 0				
4- 2	0- 1	0- 0	AWAY	0- 1	1- 0	3- 0				
2- 0	0- 0	0- 0	NEUTRAL	1- 0	0- 0	1- 0				
8- 4	0- 2	0- 0	NON-CONFERENCE	1- 1	1- 1	6- 0				
5- 2	0- 1	0- 0	HOME	0- 0	1- 1	4- 0				
1- 2	0- 1	0- 0	AWAY	0- 1	0- 0	1- 0				
2- 0	0- 0	0- 0	NEUTRAL	1- 0	0- 0	1- 0				
5- 1	0- 0	0- 0	CONFERENCE	1- 1	1- 0	3- 0				
2- 1	0- 0	0- 0	HOME	1- 1	0- 0	1- 0				
3- 0	0- 0	0- 0	AWAY	0- 0	1- 0	2- 0				
0- 0	0- 0	0- 0	NEUTRAL	0- 0	0- 0	0- 0				

RPI 1-25				RPI 26-50				RPI 51-100 Team's RPI: 99				RPI 101+			
RPI	S	Opponent	Score	RPI	S	Opponent	Score	RPI	S	Opponent	Score	RPI	S	Opponent	Score
5	H	LSU	35 63					52	N	Virginia	79 72	105	H	Indiana St.	51 45
16	A	North Carolina St.	55 69					69	A	Auburn	52 62	114	A	Charlotte	78 76
								77	H	East Carolina	65 69	137	H	Ole Miss	66 89
								87	H	Southern Miss.	73 71	168	A	Old Dominion	92 62
												186	H	Northeastern	85 49
												208	H	Louisiana Tech	75 61
												228	H	McNeese St.	74 49
												232	H	Southeastern La.	80 52
												235	N	Saint Francis (PA)	89 67
												276	A	UNC Wilmington	55 50
												297	A	Marshall	77 61
												340	H	New Orleans	81 46
LAST 12 Division I GAMES:															
208	H	Louisiana Tech	75 61	5	H	LSU	35 63	105	H	Indiana St.	51 45	186	H	Northeastern	85 49
114	A	Charlotte	78 76	69	A	Auburn	52 62	235	N	Saint Francis (PA)	89 67	276	A	UNC Wilmington	55 50
87	H	Southern Miss.	73 71	77	H	East Carolina	65 69	52	N	Virginia	79 72	297	A	Marshall	77 61
77	H	East Carolina	65 69	168	A	Old Dominion	92 62	69	A	Auburn	52 62	340	H	New Orleans	81 46
297	A	Marshall	77 61												

Non-Div I Games: Loyola (LA) 82 66

Tulane

## Idaho

Through Games Of Jan. 26, 2014

Average RPI Win:	236	WON-LOST	WINNING	LAST 10	STRENGTH OF	OPP. STRENGTH	TEAM	ADJ.	CONF.	ADJ CONF.
Average RPI Loss:	86	RECORD	PCT. RANK	GAMES	SCHEDULE	OF SCHEDULE	RPI	RPI	RPI	RPI
DIV. I ONLY	12- 7	92	7- 3	147	251	100	100	29	29	
DIV. I NON-CONF.	5- 7	198	1- 3	47	140	100	100	28	28	
TOTALS	RPI 1-25	RPI 26-50	W-L RECORDS	RPI 51-100	RPI 101-150	RPI 150+				
12- 7	0- 3	0- 1	OVERALL	0- 0	1- 1	11- 2				
4- 1	0- 0	0- 0	HOME	0- 0	1- 1	3- 0				
6- 5	0- 2	0- 1	AWAY	0- 0	0- 0	6- 2				
2- 1	0- 1	0- 0	NEUTRAL	0- 0	0- 0	2- 0				
5- 7	0- 3	0- 1	NON-CONFERENCE	0- 0	0- 1	5- 2				
1- 1	0- 0	0- 0	HOME	0- 0	0- 1	1- 0				
2- 5	0- 2	0- 1	AWAY	0- 0	0- 0	2- 2				
2- 1	0- 1	0- 0	NEUTRAL	0- 0	0- 0	2- 0				
7- 0	0- 0	0- 0	CONFERENCE	0- 0	1- 0	6- 0				
3- 0	0- 0	0- 0	HOME	0- 0	1- 0	2- 0				
4- 0	0- 0	0- 0	AWAY	0- 0	0- 0	4- 0				
0- 0	0- 0	0- 0	NEUTRAL	0- 0	0- 0	0- 0				

RPI 1-25				RPI 26-50				RPI 51-100				RPI 101+			
RPI	S	Opponent	Score	RPI	S	Opponent	Score	RPI	S	Opponent	Score	RPI	S	Opponent	Score
14	A	Gonzaga	56 64	26	A	San Diego	64 74					139	H	Grand Canyon	58 54
22	N	California	55 59									149	H	Wyoming	64 72
23	A	Texas	58 87									160	A	Montana	56 59
												177	H	UC Irvine	68 63
												181	A	Nevada	88 77
												183	N	Mt. St. Mary's	81 63
												184	A	Bakersfield	96 69
												202	H	Tex.-Pan American	76 65
												205	A	Loyola Chicago	62 60
												206	A	Eastern Wash.	84 85
												247	N	Appalachian St.	83 60
												301	H	New Mexico St.	79 51
												330	A	UMKC	81 64
												341	A	Utah Valley	96 55
												345	A	Chicago St.	92 42
LAST 12 Division I GAMES:															
139	H	Grand Canyon	58 54	330	A	UMKC	81 64								
184	A	Bakersfield	96 69	23	A	Texas	58 87								
341	A	Utah Valley	96 55	149	H	Wyoming	64 72								
301	H	New Mexico St.	79 51	206	A	Eastern Wash.	84 85								
202	H	Tex.-Pan American	76 65	247	N	Appalachian St.	83 60								
345	A	Chicago St.	92 42	160	A	Montana	56 59								

Non-Div I Games: Carroll (MT) 67 39 Lewis-Clark St. 84 53

Idaho

Loss, Non-Conf, S Site, H Home A Away N Neutral

Average RPI Win:	<b>242</b>	WON-LOST	WINNING	LAST 10	STRENGTH OF	OPP. STRENGTH	TEAM	ADJ.	CONF.	ADJ CONF.
Average RPI Loss:	<b>72</b>	RECORD	PCT. RANK	GAMES	SCHEDULE	OF SCHEDULE	RPI	RPI	RPI	RPI
DIV. I ONLY	16- 3	19	8- 2	320	138	101	101	31	31	
DIV. I NON-CONF.	10- 3	58	3- 3	300	48	104	104	31	31	
TOTALS	RPI 1-25	RPI 26-50	W-L RECORDS	RPI 51-100	RPI 101-150	RPI 150+				
16- 3	0- 1	1- 0	OVERALL	0- 1	0- 1	15- 0				
7- 1	0- 0	1- 0	HOME	0- 1	0- 0	6- 0				
9- 2	0- 1	0- 0	AWAY	0- 0	0- 1	9- 0				
0- 0	0- 0	0- 0	NEUTRAL	0- 0	0- 0	0- 0				
10- 3	0- 1	1- 0	NON-CONFERENCE	0- 1	0- 1	9- 0				
5- 1	0- 0	1- 0	HOME	0- 1	0- 0	4- 0				
5- 2	0- 1	0- 0	AWAY	0- 0	0- 1	5- 0				
0- 0	0- 0	0- 0	NEUTRAL	0- 0	0- 0	0- 0				
6- 0	0- 0	0- 0	CONFERENCE	0- 0	0- 0	6- 0				
2- 0	0- 0	0- 0	HOME	0- 0	0- 0	2- 0				
4- 0	0- 0	0- 0	AWAY	0- 0	0- 0	4- 0				
0- 0	0- 0	0- 0	NEUTRAL	0- 0	0- 0	0- 0				

RPI 1-25				RPI 26-50				RPI 51-100				RPI 101+ Team's RPI: 101			
RPI	S	Opponent	Score	RPI	S	Opponent	Score	RPI	S	Opponent	Score	RPI	S	Opponent	Score
1	A	Duke	51 <b>80</b>	50	H	Marist	69 59	76	H	Quinnipiac	53 <b>74</b>	140	A	Hofstra	56 <b>60</b>
												184	H	Colgate	64 50
												186	A	Northeastern	75 66
												198	A	Providence	70 60
												216	A	Hartford	69 52
												218	H	Cal St. Fullerton	71 49
												221	H	Western Mich.	77 61
												239	H	New Hampshire	88 47
												250	H	Maine	84 56
												265	A	Siena	69 42
												272	H	Delaware St.	87 71
												284	A	Dartmouth	81 59
												316	A	Binghamton	66 36
												320	A	NJIT	75 64
												325	A	UMass Lowell	87 50
												327	A	Vermont	94 49
LAST 12 Division I GAMES:															
239	H	New Hampshire	88 47	186	A	Northeastern	75 66								
316	A	Binghamton	66 36	140	A	Hofstra	56 <b>60</b>								
250	H	Maine	84 56	184	H	Colgate	64 50								
325	A	UMass Lowell	87 50	1	A	Duke	51 <b>80</b>								
216	A	Hartford	69 52	76	H	Quinnipiac	53 <b>74</b>								
327	A	Vermont	94 49	320	A	NJIT	75 64								

Non-Div I Games:

Albany (NY)

■ Loss, 
 ■ Non-Conf, S Site, 
 ■ Home 
 ■ Away 
 N Neutral

Average RPI Win:	205	WON-LOST	WINNING	LAST 10	STRENGTH OF	OPP. STRENGTH	TEAM	ADJ.	CONF.	ADJ CONF.
Average RPI Loss:	105	RECORD	PCT. RANK	GAMES	SCHEDULE	OF SCHEDULE	RPI	RPI	RPI	RPI
DIV. I ONLY	10- 7	111	4- 6	83	164	102	102	19	19	
DIV. I NON-CONF.	7- 5	120	3- 4	88	157	103	103	19	19	
TOTALS	RPI 1-25	RPI 26-50	W-L RECORDS	RPI 51-100	RPI 101-150	RPI 150+				
10- 7	0- 1	0- 1	OVERALL	1- 3	2- 0	7- 2				
4- 4	0- 1	0- 1	HOME	0- 1	2- 0	2- 1				
4- 3	0- 0	0- 0	AWAY	1- 2	0- 0	3- 1				
2- 0	0- 0	0- 0	NEUTRAL	0- 0	0- 0	2- 0				
7- 5	0- 1	0- 1	NON-CONFERENCE	1- 3	0- 0	6- 0				
2- 3	0- 1	0- 1	HOME	0- 1	0- 0	2- 0				
3- 2	0- 0	0- 0	AWAY	1- 2	0- 0	2- 0				
2- 0	0- 0	0- 0	NEUTRAL	0- 0	0- 0	2- 0				
3- 2	0- 0	0- 0	CONFERENCE	0- 0	2- 0	1- 2				
2- 1	0- 0	0- 0	HOME	0- 0	2- 0	0- 1				
1- 1	0- 0	0- 0	AWAY	0- 0	0- 0	1- 1				
0- 0	0- 0	0- 0	NEUTRAL	0- 0	0- 0	0- 0				

RPI S	Opponent	Score	RPI S	Opponent	Score	RPI S	Opponent	Score	RPI S	Opponent	Score	Team's RPI: 102
9	H Purdue	45 49	47	H South Dakota St.	54 66	63	H Wichita St.	58 63	110	H Wright St.	69 67	
						66	A Duquesne	68 60	111	H Ill.-Chicago	66 50	
						75	A St. Bonaventure	62 68	182	A Cleveland St.	90 72	
						83	A Wisconsin	61 65	194	H Northern Ill.	78 44	
									196	A Youngstown St.	57 66	
									250	A Maine	66 49	
									250	H Maine	72 49	
									263	H Milwaukee	64 75	
									265	N Siena	63 52	
									291	N William & Mary	90 44	
									327	A Vermont	74 57	
LAST 12 Division I GAMES:												
110	H Wright St.	69 67	83	A Wisconsin	61 65							
182	A Cleveland St.	90 72	9	H Purdue	45 49							
196	A Youngstown St.	57 66	63	H Wichita St.	58 63							
263	H Milwaukee	64 75	47	H South Dakota St.	54 66							
111	H Ill.-Chicago	66 50	250	A Maine	66 49							
250	H Maine	72 49	291	N William & Mary	90 44							

Non-Div I Games:

Green Bay

■ Loss, 
 ■ Non-Conf, S Site, 
 ■ Home 
 ■ Away 
 N Neutral

Average RPI Win:	165	WON-LOST	WINNING	LAST 10	STRENGTH OF	OPP. STRENGTH	TEAM	ADJ.	CONF.	ADJ CONF.
Average RPI Loss:	71	RECORD	PCT. RANK	GAMES	SCHEDULE	OF SCHEDULE	RPI	RPI	RPI	RPI
DIV. I ONLY	8- 9	187	6- 4	42	84	103	103	8	8	
DIV. I NON-CONF.	3- 5	225	1- 2	33	41	135	135	8	8	
TOTALS	RPI 1-25	RPI 26-50	W-L RECORDS	RPI 51-100	RPI 101-150	RPI 150+				
8- 9	0- 2	1- 2	OVERALL	1- 3	2- 1	4- 1				
4- 4	0- 1	1- 0	HOME	0- 1	1- 1	2- 1				
3- 4	0- 1	0- 1	AWAY	1- 2	0- 0	2- 0				
1- 1	0- 0	0- 1	NEUTRAL	0- 0	1- 0	0- 0				
3- 5	0- 1	0- 1	NON-CONFERENCE	0- 3	2- 0	1- 0				
2- 1	0- 0	0- 0	HOME	0- 1	1- 0	1- 0				
0- 3	0- 1	0- 0	AWAY	0- 2	0- 0	0- 0				
1- 1	0- 0	0- 1	NEUTRAL	0- 0	1- 0	0- 0				
5- 4	0- 1	1- 1	CONFERENCE	1- 0	0- 1	3- 1				
2- 3	0- 1	1- 0	HOME	0- 0	0- 1	1- 1				
3- 1	0- 0	0- 1	AWAY	1- 0	0- 0	2- 0				
0- 0	0- 0	0- 0	NEUTRAL	0- 0	0- 0	0- 0				

RPI 1-25				RPI 26-50				RPI 51-100				RPI 101+ Team's RPI: 103			
RPI	S	Opponent	Score	RPI	S	Opponent	Score	RPI	S	Opponent	Score	RPI	S	Opponent	Score
14	H	Gonzaga	68 83	26	A	San Diego	70 75	57	A	BYU	75 62	108	H	Portland	65 73
22	A	California	66 68	28	N	Florida St.	66 73	60	A	Fordham	63 84	141	N	Richmond	59 57
				35	H	St. Mary's (CA)	91 80	62	A	Iona	70 83	147	H	UC Davis	86 78
								84	H	Hawaii	70 81	191	A	San Francisco	80 67
												237	H	Loyola Marymount	84 90
												245	H	Pepperdine	75 64
												249	H	Arizona	75 66
												255	A	Santa Clara	88 68
LAST 12 Division I GAMES:															
				35	H	St. Mary's (CA)	91 80	57	A	BYU	75 62				
				245	H	Pepperdine	75 64	14	H	Gonzaga	68 83				
				237	H	Loyola Marymount	84 90	108	H	Portland	65 73				
				255	A	Santa Clara	88 68	141	N	Richmond	59 57				
				191	A	San Francisco	80 67	28	N	Florida St.	66 73				
				26	A	San Diego	70 75	84	H	Hawaii	70 81				

Non-Div I Games: Notre Dame de Namur 102 41 Cal St. Stanislaus 95 65

Pacific

Loss, Non-Conf, S Site, H Home A Away N Neutral

Average RPI Win:	209	WON-LOST	WINNING	LAST 10	STRENGTH OF	OPP. STRENGTH	TEAM	ADJ.	CONF.	ADJ CONF.
Average RPI Loss:	76	RECORD	PCT. RANK	GAMES	SCHEDULE	OF SCHEDULE	RPI	RPI	RPI	RPI
DIV. I ONLY	11- 8	116	6- 4	143	100	104	104	15	15	
DIV. I NON-CONF.	6- 7	165	3- 3	78	65	128	128	14	14	
TOTALS	RPI 1-25	RPI 26-50	W-L RECORDS	RPI 51-100	RPI 101-150	RPI 150+				
11- 8	0- 1	0- 1	OVERALL	1- 4	0- 1	10- 1				
8- 0	0- 0	0- 0	HOME	0- 0	0- 0	8- 0				
3- 6	0- 1	0- 1	AWAY	1- 2	0- 1	2- 1				
0- 2	0- 0	0- 0	NEUTRAL	0- 2	0- 0	0- 0				
6- 7	0- 1	0- 1	NON-CONFERENCE	0- 4	0- 1	6- 0				
5- 0	0- 0	0- 0	HOME	0- 0	0- 0	5- 0				
1- 5	0- 1	0- 1	AWAY	0- 2	0- 1	1- 0				
0- 2	0- 0	0- 0	NEUTRAL	0- 2	0- 0	0- 0				
5- 1	0- 0	0- 0	CONFERENCE	1- 0	0- 0	4- 1				
3- 0	0- 0	0- 0	HOME	0- 0	0- 0	3- 0				
2- 1	0- 0	0- 0	AWAY	1- 0	0- 0	1- 1				
0- 0	0- 0	0- 0	NEUTRAL	0- 0	0- 0	0- 0				

RPI 1-25				RPI 26-50				RPI 51-100				RPI 101+ Team's RPI: 104			
RPI	S	Opponent	Score	RPI	S	Opponent	Score	RPI	S	Opponent	Score	RPI	S	Opponent	Score
2	A	Stanford	51 86	35	A	St. Mary's (CA)	69 77	51	A	UCLA	89 96	108	A	Portland	76 83
								66	N	Duquesne	69 84	153	H	Akron	84 74
								72	A	Oregon	87 124	157	A	Long Beach St.	107 102
								84	A	Hawaii	78 74	181	H	Nevada	82 57
								89	N	Harvard	76 83	184	H	Bakersfield	63 54
												188	A	Cal St. Northridge	76 81
												191	H	San Francisco	76 65
												218	H	Cal St. Fullerton	69 65
												245	A	Pepperdine	80 77
												279	H	UC Riverside	89 72
												301	H	New Mexico St.	72 64
												304	H	UC Santa Barbara	88 70
LAST 12 Division I GAMES:															
279	H	UC Riverside	89 72	51	A	UCLA	89 96								
218	H	Cal St. Fullerton	69 65	72	A	Oregon	87 124								
157	A	Long Beach St.	107 102	108	A	Portland	76 83								
188	A	Cal St. Northridge	76 81	245	A	Pepperdine	80 77								
304	H	UC Santa Barbara	88 70	184	H	Bakersfield	63 54								
84	A	Hawaii	78 74	191	H	San Francisco	76 65								

Non-Div I Games:

Cal Poly

■ Loss, 
 ■ Non-Conf, 
 ■ S Site, 
 ■ Home 
 ■ A Away 
 N Neutral



Average RPI Win:	224	WON-LOST	WINNING	LAST 10	STRENGTH OF	OPP. STRENGTH	TEAM	ADJ.	CONF.	ADJ CONF.
Average RPI Loss:	99	RECORD	PCT. RANK	GAMES	SCHEDULE	OF SCHEDULE	RPI	RPI	RPI	RPI
DIV. I ONLY	11- 6	90	8- 2	171	137	105	105	18	18	
DIV. I NON-CONF.	5- 6	173	2- 4	84	108	127	127	17	17	
TOTALS	RPI 1-25	RPI 26-50	W-L RECORDS	RPI 51-100	RPI 101-150	RPI 150+				
11- 6	0- 1	0- 1	OVERALL	1- 2	2- 1	8- 1				
6- 2	0- 0	0- 1	HOME	0- 0	2- 1	4- 0				
4- 4	0- 1	0- 0	AWAY	0- 2	0- 0	4- 1				
1- 0	0- 0	0- 0	NEUTRAL	1- 0	0- 0	0- 0				
5- 6	0- 1	0- 1	NON-CONFERENCE	1- 2	1- 1	3- 1				
2- 2	0- 0	0- 1	HOME	0- 0	1- 1	1- 0				
2- 4	0- 1	0- 0	AWAY	0- 2	0- 0	2- 1				
1- 0	0- 0	0- 0	NEUTRAL	1- 0	0- 0	0- 0				
6- 0	0- 0	0- 0	CONFERENCE	0- 0	1- 0	5- 0				
4- 0	0- 0	0- 0	HOME	0- 0	1- 0	3- 0				
2- 0	0- 0	0- 0	AWAY	0- 0	0- 0	2- 0				
0- 0	0- 0	0- 0	NEUTRAL	0- 0	0- 0	0- 0				

RPI 1-25				RPI 26-50				RPI 51-100				RPI 101+ Team's RPI: 105			
RPI	S	Opponent	Score	RPI	S	Opponent	Score	RPI	S	Opponent	Score	RPI	S	Opponent	Score
5	A	LSU	66 83	34	H	Indiana	54 57	61	N	Northwestern	70 67	113	H	IUPUI	64 68
								73	A	Stetson	74 90	124	H	Butler	62 56
								99	A	Tulane	45 51	144	H	UNI	60 53
												155	H	Missouri St.	74 57
												212	H	Illinois St.	47 44
												238	H	Drake	90 81
												271	A	East Tenn. St.	67 75
												286	A	Evansville	67 46
												288	H	South Ala.	53 40
												297	A	Marshall	68 67
												322	A	Eastern Ill.	65 53
												335	A	Southern Ill.	63 44
LAST 12 Division I GAMES:															
155	H	Missouri St.	74 57	99	A	Tulane	45 51	61	N	Northwestern	70 67	124	H	Butler	62 56
335	A	Southern Ill.	63 44	271	A	East Tenn. St.	67 75	113	H	IUPUI	64 68	5	A	LSU	66 83
286	A	Evansville	67 46												
212	H	Illinois St.	47 44												
238	H	Drake	90 81												
144	H	UNI	60 53												

Non-Div I Games:

Indiana St.

Average RPI Win:	184	WON-LOST	WINNING	LAST 10	STRENGTH OF	OPP. STRENGTH	TEAM	ADJ.	CONF.	ADJ CONF.
Average RPI Loss:	59	RECORD	PCT. RANK	GAMES	SCHEDULE	OF SCHEDULE	RPI	RPI	RPI	RPI
DIV. I ONLY	9- 10	175	4- 6	51	38	106	106	6	6	
DIV. I NON-CONF.	7- 4	95	4- 0	87	77	94	94	6	6	
TOTALS	RPI 1-25	RPI 26-50	W-L RECORDS	RPI 51-100	RPI 101-150	RPI 150+				
9- 10	0- 2	1- 3	OVERALL	0- 4	1- 0	7- 1				
5- 5	0- 0	1- 3	HOME	0- 2	0- 0	4- 0				
3- 4	0- 2	0- 0	AWAY	0- 1	0- 0	3- 1				
1- 1	0- 0	0- 0	NEUTRAL	0- 1	1- 0	0- 0				
7- 4	0- 0	1- 2	NON-CONFERENCE	0- 1	1- 0	5- 1				
4- 2	0- 0	1- 2	HOME	0- 0	0- 0	3- 0				
2- 1	0- 0	0- 0	AWAY	0- 0	0- 0	2- 1				
1- 1	0- 0	0- 0	NEUTRAL	0- 1	1- 0	0- 0				
2- 6	0- 2	0- 1	CONFERENCE	0- 3	0- 0	2- 0				
1- 3	0- 0	0- 1	HOME	0- 2	0- 0	1- 0				
1- 3	0- 2	0- 0	AWAY	0- 1	0- 0	1- 0				
0- 0	0- 0	0- 0	NEUTRAL	0- 0	0- 0	0- 0				

RPI 1-25				RPI 26-50				RPI 51-100				RPI 101+ Team's RPI: 106			
RPI	S	Opponent	Score	RPI	S	Opponent	Score	RPI	S	Opponent	Score	RPI	S	Opponent	Score
3	A	UConn	34 67	28	H	Florida St.	58 63	54	H	Temple	47 58	114	N	Charlotte	71 64
7	A	Louisville	45 64	32	H	Ohio St.	64 49	60	N	Fordham	40 56	152	H	UCF	47 37
				37	H	Iowa St.	42 78	71	H	SMU	43 54	153	H	Akron	86 70
				48	H	Rutgers	58 78	80	A	South Fla.	48 57	176	A	Xavier	47 26
												196	A	Youngstown St.	83 62
												200	A	Northern Ky.	61 77
												252	A	Houston	59 50
												264	H	Morehead St.	75 44
												319	H	Kent St.	65 46
LAST 12 Division I GAMES:															
152	H	UCF	47 37	71	H	SMU	43 54								
80	A	South Fla.	48 57	3	A	UConn	34 67								
54	H	Temple	47 58	176	A	Xavier	47 26								
252	A	Houston	59 50	153	H	Akron	86 70								
48	H	Rutgers	58 78	32	H	Ohio St.	64 49								
7	A	Louisville	45 64	196	A	Youngstown St.	83 62								

Non-Div I Games:

Cincinnati

■ Loss, 
■ Non-Conf, 
■ S Site, 
■ H Home 
■ A Away 
N Neutral

Average RPI Win:	219	WON-LOST	WINNING	LAST 10	STRENGTH OF	OPP. STRENGTH	TEAM	ADJ.	CONF.	ADJ CONF.
Average RPI Loss:	63	RECORD	PCT. RANK	GAMES	SCHEDULE	OF SCHEDULE	RPI	RPI	RPI	RPI
DIV. I ONLY	13- 5	58	6- 4	220	95	107	107	7	7	
DIV. I NON-CONF.	9- 2	44	4- 1	293	218	107	107	7	7	
TOTALS	RPI 1-25	RPI 26-50	W-L RECORDS	RPI 51-100	RPI 101-150	RPI 150+				
13- 5	0- 2	1- 1	OVERALL	0- 0	2- 2	10- 0				
10- 2	0- 0	0- 1	HOME	0- 0	2- 1	8- 0				
3- 3	0- 2	1- 0	AWAY	0- 0	0- 1	2- 0				
0- 0	0- 0	0- 0	NEUTRAL	0- 0	0- 0	0- 0				
9- 2	0- 1	0- 0	NON-CONFERENCE	0- 0	1- 1	8- 0				
9- 0	0- 0	0- 0	HOME	0- 0	1- 0	8- 0				
0- 2	0- 1	0- 0	AWAY	0- 0	0- 1	0- 0				
0- 0	0- 0	0- 0	NEUTRAL	0- 0	0- 0	0- 0				
4- 3	0- 1	1- 1	CONFERENCE	0- 0	1- 1	2- 0				
1- 2	0- 0	0- 1	HOME	0- 0	1- 1	0- 0				
3- 1	0- 1	1- 0	AWAY	0- 0	0- 0	2- 0				
0- 0	0- 0	0- 0	NEUTRAL	0- 0	0- 0	0- 0				

RPI 1-25				RPI 26-50				RPI 51-100				RPI 101+ Team's RPI: 107			
RPI	S	Opponent	Score	RPI	S	Opponent	Score	RPI	S	Opponent	Score	RPI	S	Opponent	Score
8	A	South Carolina	67 88	38	A	Villanova	64 56					124	H	Butler	69 75
13	A	St. John's (NY)	63 72	46	H	DePaul	68 75					126	A	Illinois	70 71
												132	H	Fresno St.	64 58
												148	H	Georgetown	73 62
												163	H	Savannah St.	51 42
												169	H	Stony Brook	80 65
												176	A	Xavier	72 62
												198	A	Providence	90 87
												266	H	Rider	86 75
												287	H	Wagner	86 61
												309	H	Weber St.	78 61
												314	H	Longwood	63 46
												320	H	NJIT	74 48
												325	H	UMass Lowell	97 68
LAST 12 Division I GAMES:															
198	A	Providence	90 87	169	H	Stony Brook	80 65								
176	A	Xavier	72 62	13	A	St. John's (NY)	63 72								
148	H	Georgetown	73 62	320	H	NJIT	74 48								
46	H	DePaul	68 75	126	A	Illinois	70 71								
38	A	Villanova	64 56	325	H	UMass Lowell	97 68								
124	H	Butler	69 75	132	H	Fresno St.	64 58								

Non-Div I Games:

Seton Hall

■ Loss, 
 ■ Non-Conf, 
 ■ S Site, 
 ■ H Home 
 ■ A Away 
 N Neutral

Average RPI Win:	185	WON-LOST	WINNING	LAST 10	STRENGTH OF	OPP. STRENGTH	TEAM	ADJ.	CONF.	ADJ CONF.
Average RPI Loss:	111	RECORD	PCT. RANK	GAMES	SCHEDULE	OF SCHEDULE	RPI	RPI	RPI	RPI
DIV. I ONLY	11- 9	136	5- 5	114	112	108	108	8	8	
DIV. I NON-CONF.	7- 4	95	2- 1	172	142	109	109	8	8	
TOTALS	RPI 1-25	RPI 26-50	W-L RECORDS	RPI 51-100	RPI 101-150	RPI 150+				
11- 9	0- 1	1- 2	OVERALL	0- 2	3- 1	7- 3				
6- 3	0- 1	1- 1	HOME	0- 1	1- 0	4- 0				
5- 6	0- 0	0- 1	AWAY	0- 1	2- 1	3- 3				
0- 0	0- 0	0- 0	NEUTRAL	0- 0	0- 0	0- 0				
7- 4	0- 0	0- 1	NON-CONFERENCE	0- 1	2- 1	5- 1				
5- 1	0- 0	0- 1	HOME	0- 0	1- 0	4- 0				
2- 3	0- 0	0- 0	AWAY	0- 1	1- 1	1- 1				
0- 0	0- 0	0- 0	NEUTRAL	0- 0	0- 0	0- 0				
4- 5	0- 1	1- 1	CONFERENCE	0- 1	1- 0	2- 2				
1- 2	0- 1	1- 0	HOME	0- 1	0- 0	0- 0				
3- 3	0- 0	0- 1	AWAY	0- 0	1- 0	2- 2				
0- 0	0- 0	0- 0	NEUTRAL	0- 0	0- 0	0- 0				

RPI S	Opponent	Score	RPI S	Opponent	Score	RPI S	Opponent	Score	RPI S	Opponent	Score	Team's RPI: 108
14	H Gonzaga	24 56	26	H San Diego	72 51	57	H BYU	68 75	103	A Pacific	73 65	
			35	A St. Mary's (CA)	65 80	72	A Oregon	86 113	104	H Cal Poly	83 76	
			36	H Oregon St.	73 79				128	A Washington	91 77	
									132	A Fresno St.	67 76	
									160	A Montana	61 68	
									191	A San Francisco	82 72	
									206	H Eastern Wash.	68 65	
									226	H Seattle	70 63	
									236	H Boise St.	85 71	
									237	A Loyola Marymount	64 78	
									245	A Pepperdine	53 43	
									255	A Santa Clara	62 69	
									259	A Portland St.	76 49	
									310	H Columbia	58 42	
LAST 12 Division I GAMES:												
237	A Loyola Marymount	64 78	14	H Gonzaga	24 56							
245	A Pepperdine	53 43	35	A St. Mary's (CA)	65 80							
191	A San Francisco	82 72	103	A Pacific	73 65							
255	A Santa Clara	62 69	259	A Portland St.	76 49							
57	H BYU	68 75	104	H Cal Poly	83 76							
26	H San Diego	72 51	132	A Fresno St.	67 76							

Non-Div I Games:

Portland

■ Loss, 
■ Non-Conf, S Site, 
■ Home 
■ Away 
N Neutral

## George Washington

Through Games Of Jan. 26, 2014

Average RPI Win:	199	WON-LOST	WINNING	LAST 10	STRENGTH OF	OPP. STRENGTH	TEAM	ADJ.	CONF.	ADJ CONF.
Average RPI Loss:	94	RECORD	PCT. RANK	GAMES	SCHEDULE	OF SCHEDULE	RPI	RPI	RPI	RPI
DIV. I ONLY	12- 7	92	6- 3	104	118	109	109	9	9	
DIV. I NON-CONF.	8- 4	87	4- 0	137	167	117	117	9	9	
TOTALS	RPI 1-25	RPI 26-50	W-L RECORDS	RPI 51-100	RPI 101-150	RPI 150+				
12- 7	2- 2	0- 1	OVERALL	1- 1	1- 1	8- 2				
9- 3	1- 1	0- 0	HOME	1- 0	1- 0	6- 2				
2- 3	1- 1	0- 1	AWAY	0- 0	0- 1	1- 0				
1- 1	0- 0	0- 0	NEUTRAL	0- 1	0- 0	1- 0				
8- 4	1- 1	0- 0	NON-CONFERENCE	1- 1	1- 1	5- 1				
7- 1	1- 0	0- 0	HOME	1- 0	1- 0	4- 1				
0- 2	0- 1	0- 0	AWAY	0- 0	0- 1	0- 0				
1- 1	0- 0	0- 0	NEUTRAL	0- 1	0- 0	1- 0				
4- 3	1- 1	0- 1	CONFERENCE	0- 0	0- 0	3- 1				
2- 2	0- 1	0- 0	HOME	0- 0	0- 0	2- 1				
2- 1	1- 0	0- 1	AWAY	0- 0	0- 0	1- 0				
0- 0	0- 0	0- 0	NEUTRAL	0- 0	0- 0	0- 0				

RPI 1-25				RPI 26-50				RPI 51-100				RPI 101+ Team's RPI: 109			
RPI	S	Opponent	Score	RPI	S	Opponent	Score	RPI	S	Opponent	Score	RPI	S	Opponent	Score
10	A	Saint Joseph's	74 67	27	A	Dayton	69 90	59	N	Georgia	60 80	135	H	American	77 64
10	H	Saint Joseph's	69 75					90	H	N.C. A&T	80 54	148	A	Georgetown	57 78
21	A	Maryland	51 87									151	H	USC Upstate	83 56
22	H	California	75 72									158	H	La Salle	68 77
												233	H	Towson	67 68
												254	H	Loyola Maryland	56 50
												260	H	Saint Louis	84 61
												281	A	George Mason	94 68
												281	H	George Mason	72 56
												296	H	Jackson St.	101 73
												297	H	Morgan St.	75 60
												313	N	Jacksonville St.	100 71
LAST 12 Division I GAMES:															
158	H	La Salle	68 77	281	H	George Mason	72 56								
10	H	Saint Joseph's	69 75	135	H	American	77 64								
281	A	George Mason	94 68	90	H	N.C. A&T	80 54								
27	A	Dayton	69 90	297	H	Morgan St.	75 60								
260	H	Saint Louis	84 61	254	H	Loyola Maryland	56 50								
10	A	Saint Joseph's	74 67	233	H	Towson	67 68								

Non-Div I Games: Bluefield St. 114 55

George Washington

■ Loss, 
 ■ Non-Conf, S Site, 
 ■ Home 
 ■ Away 
 N Neutral

Average RPI Win:	234	WON-LOST	WINNING	LAST 10	STRENGTH OF	OPP. STRENGTH	TEAM	ADJ.	CONF.	ADJ CONF.
Average RPI Loss:	80	RECORD	PCT. RANK	GAMES	SCHEDULE	OF SCHEDULE	RPI	RPI	RPI	RPI
DIV. I ONLY	14- 6	70	7- 3	208	197	110	110	19	19	
DIV. I NON-CONF.	10- 4	75	4- 2	106	206	67	67	19	19	
TOTALS	RPI 1-25	RPI 26-50	W-L RECORDS	RPI 51-100	RPI 101-150	RPI 150+				
14- 6	1- 1	1- 2	OVERALL	0- 0	0- 2	12- 1				
7- 2	0- 0	0- 0	HOME	0- 0	0- 1	7- 1				
5- 3	0- 1	0- 1	AWAY	0- 0	0- 1	5- 0				
2- 1	1- 0	1- 1	NEUTRAL	0- 0	0- 0	0- 0				
10- 4	1- 1	1- 2	NON-CONFERENCE	0- 0	0- 1	8- 0				
5- 1	0- 0	0- 0	HOME	0- 0	0- 1	5- 0				
3- 2	0- 1	0- 1	AWAY	0- 0	0- 0	3- 0				
2- 1	1- 0	1- 1	NEUTRAL	0- 0	0- 0	0- 0				
4- 2	0- 0	0- 0	CONFERENCE	0- 0	0- 1	4- 1				
2- 1	0- 0	0- 0	HOME	0- 0	0- 0	2- 1				
2- 1	0- 0	0- 0	AWAY	0- 0	0- 1	2- 0				
0- 0	0- 0	0- 0	NEUTRAL	0- 0	0- 0	0- 0				

RPI 1-25				RPI 26-50				RPI 51-100				RPI 101+ Team's RPI: 110			
RPI	S	Opponent	Score	RPI	S	Opponent	Score	RPI	S	Opponent	Score	RPI	S	Opponent	Score
7	A	Louisville	40 99	27	A	Dayton	85 112					102	A	Green Bay	67 69
16	N	North Carolina St.	99 90	30	N	Middle Tenn.	62 69					131	H	Memphis	75 83
				45	N	James Madison	79 77					153	H	Akron	90 80
												176	H	Xavier	79 54
												182	H	Cleveland St.	82 98
												215	H	Oakland	94 85
												250	H	Gardner-Webb	90 77
												258	H	Miami (OH)	90 63
												263	A	Milwaukee	69 64
												273	H	Bradley	87 71
												299	A	Murray St.	95 69
												315	A	Valparaiso	79 65
												335	A	Southern Ill.	67 64
												337	H	Detroit	82 57
												345	A	Chicago St.	84 62
LAST 12 Division I GAMES:															
102	A	Green Bay	67 69	27	A	Dayton	85 112								
263	A	Milwaukee	69 64	345	A	Chicago St.	84 62								
315	A	Valparaiso	79 65	273	H	Bradley	87 71								
182	H	Cleveland St.	82 98	250	H	Gardner-Webb	90 77								
215	H	Oakland	94 85	176	H	Xavier	79 54								
337	H	Detroit	82 57	7	A	Louisville	40 99								

Non-Div I Games: Marian (IN) 90 37

Wright St.

Average RPI Win:	222	WON-LOST	WINNING	LAST 10	STRENGTH OF	OPP. STRENGTH	TEAM	ADJ.	CONF.	ADJ CONF.
Average RPI Loss:	120	RECORD	PCT. RANK	GAMES	SCHEDULE	OF SCHEDULE	RPI	RPI	RPI	RPI
DIV. I ONLY	14- 3	24	7- 2	323	120	111	111	19	19	
DIV. I NON-CONF.	10- 1	22	5- 0	305	97	65	65	19	19	
TOTALS	RPI 1-25	RPI 26-50	W-L RECORDS	RPI 51-100	RPI 101-150	RPI 150+				
14- 3	0- 0	0- 0	OVERALL	1- 1	1- 1	12- 1				
5- 1	0- 0	0- 0	HOME	0- 0	0- 0	5- 1				
7- 2	0- 0	0- 0	AWAY	1- 1	1- 1	5- 0				
2- 0	0- 0	0- 0	NEUTRAL	0- 0	0- 0	2- 0				
10- 1	0- 0	0- 0	NON-CONFERENCE	1- 1	1- 0	8- 0				
3- 0	0- 0	0- 0	HOME	0- 0	0- 0	3- 0				
5- 1	0- 0	0- 0	AWAY	1- 1	1- 0	3- 0				
2- 0	0- 0	0- 0	NEUTRAL	0- 0	0- 0	2- 0				
4- 2	0- 0	0- 0	CONFERENCE	0- 0	0- 1	4- 1				
2- 1	0- 0	0- 0	HOME	0- 0	0- 0	2- 1				
2- 1	0- 0	0- 0	AWAY	0- 0	0- 1	2- 0				
0- 0	0- 0	0- 0	NEUTRAL	0- 0	0- 0	0- 0				

RPI 1-25			RPI 26-50			RPI 51-100			RPI 101+			Team's RPI: 111
RPI	S	Opponent	Score	RPI	S	Opponent	Score	RPI	S	Opponent	Score	
						61	A Northwestern	63 79	102	A Green Bay	50 66	
						83	A Wisconsin	58 56	124	A Butler	62 57	
									165	N Ohio	76 67	
									182	H Cleveland St.	83 78	
									194	A Northern Ill.	66 54	
									196	H Youngstown St.	58 69	
									207	N Texas Southern	70 66	
									215	A Oakland	78 65	
									220	H Idaho St.	70 62	
									221	A Western Mich.	71 61	
									258	H Miami (OH)	76 66	
									275	H Denver	80 68	
									311	A SIU Edwardsville	88 65	
									315	H Valparaiso	69 51	
									337	A Detroit	83 67	
LAST 12 Division I GAMES:												
182	H	Cleveland St.	83 78	194	A	Northern Ill.	66 54					
315	H	Valparaiso	69 51	275	H	Denver	80 68					
215	A	Oakland	78 65	83	A	Wisconsin	58 56					
337	A	Detroit	83 67	221	A	Western Mich.	71 61					
196	H	Youngstown St.	58 69	124	A	Butler	62 57					
102	A	Green Bay	50 66	207	N	Texas Southern	70 66					

Non-Div I Games: St. Xavier 79 80 Roosevelt 98 68

Ill.-Chicago

Loss, Non-Conf, S Site, H Home A Away N Neutral

Average RPI Win:	229	WON-LOST	WINNING	LAST 10	STRENGTH OF	OPP. STRENGTH	TEAM	ADJ.	CONF.	ADJ CONF.
Average RPI Loss:	157	RECORD	PCT. RANK	GAMES	SCHEDULE	OF SCHEDULE	RPI	RPI	RPI	RPI
DIV. I ONLY	13- 5	58	7- 3	284	207	112	112	27	27	
DIV. I NON-CONF.	9- 2	44	5- 0	260	123	70	70	27	27	
TOTALS	RPI 1-25	RPI 26-50	W-L RECORDS	RPI 51-100	RPI 101-150	RPI 150+				
13- 5	0- 1	0- 0	OVERALL	2- 1	1- 0	10- 3				
7- 0	0- 0	0- 0	HOME	1- 0	1- 0	5- 0				
5- 5	0- 1	0- 0	AWAY	1- 1	0- 0	4- 3				
1- 0	0- 0	0- 0	NEUTRAL	0- 0	0- 0	1- 0				
9- 2	0- 1	0- 0	NON-CONFERENCE	2- 1	1- 0	6- 0				
5- 0	0- 0	0- 0	HOME	1- 0	1- 0	3- 0				
3- 2	0- 1	0- 0	AWAY	1- 1	0- 0	2- 0				
1- 0	0- 0	0- 0	NEUTRAL	0- 0	0- 0	1- 0				
4- 3	0- 0	0- 0	CONFERENCE	0- 0	0- 0	4- 3				
2- 0	0- 0	0- 0	HOME	0- 0	0- 0	2- 0				
2- 3	0- 0	0- 0	AWAY	0- 0	0- 0	2- 3				
0- 0	0- 0	0- 0	NEUTRAL	0- 0	0- 0	0- 0				

RPI 1-25				RPI 26-50				RPI 51-100				RPI 101+ Team's RPI: 112			
RPI	S	Opponent	Score	RPI	S	Opponent	Score	RPI	S	Opponent	Score	RPI	S	Opponent	Score
13	A	St. John's (NY)	56 66					65	A	Penn	56 51	130	H	Lafayette	74 52
								91	H	Army	56 53	171	H	Sacred Heart	69 49
								96	A	Miami (FL)	57 78	183	A	Mt. St. Mary's	79 85
												183	H	Mt. St. Mary's	52 47
												216	N	Hartford	56 49
												234	A	Cornell	78 68
												243	A	Bryant	58 61
												248	A	Central Conn. St.	66 71
												272	A	Delaware St.	68 55
												310	H	Columbia	73 47
												320	H	NJIT	58 53
												323	A	LIU Brooklyn	69 48
												325	H	UMass Lowell	77 59
												343	A	Fairleigh Dickinson	57 55
LAST 12 Division I GAMES:															
248	A	Central Conn. St.	66 71	183	H	Mt. St. Mary's	52 47								
243	A	Bryant	58 61	272	A	Delaware St.	68 55								
171	H	Sacred Heart	69 49	130	H	Lafayette	74 52								
183	A	Mt. St. Mary's	79 85	234	A	Cornell	78 68								
323	A	LIU Brooklyn	69 48	310	H	Columbia	73 47								
343	A	Fairleigh Dickinson	57 55	216	N	Hartford	56 49								

Non-Div I Games:

St. Francis Brooklyn

■ Loss, 
 ■ Non-Conf, 
 ■ S Site, 
 ■ H Home 
 ■ A Away 
 N Neutral



Average RPI Win:	227	WON-LOST	WINNING	LAST 10	STRENGTH OF	OPP. STRENGTH	TEAM	ADJ.	CONF.	ADJ CONF.
Average RPI Loss:	68	RECORD	PCT. RANK	GAMES	SCHEDULE	OF SCHEDULE	RPI	RPI	RPI	RPI
DIV. I ONLY	12- 6	81	6- 3	211	128	113	113	21	21	
DIV. I NON-CONF.	8- 5	109	4- 2	171	130	112	112	20	20	
TOTALS	RPI 1-25	RPI 26-50	W-L RECORDS	RPI 51-100	RPI 101-150	RPI 150+				
12- 6	0- 1	0- 2	OVERALL	0- 2	1- 0	11- 1				
6- 2	0- 1	0- 1	HOME	0- 0	0- 0	6- 0				
6- 3	0- 0	0- 1	AWAY	0- 2	1- 0	5- 0				
0- 1	0- 0	0- 0	NEUTRAL	0- 0	0- 0	0- 1				
8- 5	0- 1	0- 1	NON-CONFERENCE	0- 2	1- 0	7- 1				
3- 2	0- 1	0- 1	HOME	0- 0	0- 0	3- 0				
5- 2	0- 0	0- 0	AWAY	0- 2	1- 0	4- 0				
0- 1	0- 0	0- 0	NEUTRAL	0- 0	0- 0	0- 1				
4- 1	0- 0	0- 1	CONFERENCE	0- 0	0- 0	4- 0				
3- 0	0- 0	0- 0	HOME	0- 0	0- 0	3- 0				
1- 1	0- 0	0- 1	AWAY	0- 0	0- 0	1- 0				
0- 0	0- 0	0- 0	NEUTRAL	0- 0	0- 0	0- 0				

RPI 1-25				RPI 26-50				RPI 51-100				RPI 101+ Team's RPI: 113			
RPI	S	Opponent	Score	RPI	S	Opponent	Score	RPI	S	Opponent	Score	RPI	S	Opponent	Score
9	H	Purdue	56 76	34	H	Indiana	45 51	61	A	Northwestern	61 72	105	A	Indiana St.	68 64
				47	A	South Dakota St.	57 63	77	A	East Carolina	51 71	155	H	Missouri St.	76 65
												182	N	Cleveland St.	56 63
												190	H	IPFW	70 68
												192	H	South Dakota	80 59
												196	A	Youngstown St.	66 57
												200	H	Northern Ky.	86 63
												221	A	Western Mich.	79 64
												242	H	Belmont	80 58
												275	H	Denver	82 66
												290	A	North Dakota St.	71 46
												315	A	Valparaiso	84 51
												345	A	Chicago St.	68 47
LAST 12 Division I GAMES:															
190	H	IPFW	70 68	61	A	Northwestern	61 72	200	H	Northern Ky.	86 63	34	H	Indiana	45 51
275	H	Denver	82 66	105	A	Indiana St.	68 64	221	A	Western Mich.	79 64	182	N	Cleveland St.	56 63
192	H	South Dakota	80 59	77	A	East Carolina	51 71								
290	A	North Dakota St.	71 46												
47	A	South Dakota St.	57 63												
196	A	Youngstown St.	66 57												

Non-Div I Games: Ohio Valley 100 46 Ind.-Southeast 92 63

IUPUI

Loss, Non-Conf, S Site, H Home A Away N Neutral

Average RPI Win:	171	WON-LOST	WINNING	LAST 10	STRENGTH OF	OPP. STRENGTH	TEAM	ADJ.	CONF.	ADJ CONF.
Average RPI Loss:	90	RECORD	PCT. RANK	GAMES	SCHEDULE	OF SCHEDULE	RPI	RPI	RPI	RPI
DIV. I ONLY	10- 9	146	6- 4	74	87	114	114	10	10	
DIV. I NON-CONF.	6- 7	165	3- 3	97	37	137	137	12	12	
TOTALS	RPI 1-25	RPI 26-50	W-L RECORDS	RPI 51-100	RPI 101-150	RPI 150+				
10- 9	0- 1	0- 1	OVERALL	1- 3	2- 4	7- 0				
7- 3	0- 1	0- 0	HOME	0- 1	2- 1	5- 0				
3- 5	0- 0	0- 1	AWAY	1- 2	0- 2	2- 0				
0- 1	0- 0	0- 0	NEUTRAL	0- 0	0- 1	0- 0				
6- 7	0- 1	0- 1	NON-CONFERENCE	0- 2	2- 3	4- 0				
4- 2	0- 1	0- 0	HOME	0- 0	2- 1	2- 0				
2- 4	0- 0	0- 1	AWAY	0- 2	0- 1	2- 0				
0- 1	0- 0	0- 0	NEUTRAL	0- 0	0- 1	0- 0				
4- 2	0- 0	0- 0	CONFERENCE	1- 1	0- 1	3- 0				
3- 1	0- 0	0- 0	HOME	0- 1	0- 0	3- 0				
1- 1	0- 0	0- 0	AWAY	1- 0	0- 1	0- 0				
0- 0	0- 0	0- 0	NEUTRAL	0- 0	0- 0	0- 0				

RPI 1-25				RPI 26-50				RPI 51-100				RPI 101+ Team's RPI: 114			
RPI	S	Opponent	Score	RPI	S	Opponent	Score	RPI	S	Opponent	Score	RPI	S	Opponent	Score
8	H	South Carolina	61 76	39	A	Minnesota	55 90	64	A	UTEP	92 86	106	N	Cincinnati	64 71
								73	A	Stetson	81 83	116	A	Kansas St.	65 73
								79	A	FGCU	73 78	122	H	Winthrop	63 60
								99	H	Tulane	76 78	143	H	Liberty	66 56
												145	A	UTSA	60 61
												146	H	Furman	75 76
												152	H	UCF	62 52
												159	A	Davidson	76 60
												162	H	Rice	58 53
												168	H	Old Dominion	80 59
												225	A	UNLV	80 75
												240	H	North Texas	61 59
												276	H	UNC Wilmington	78 57
LAST 12 Division I GAMES:															
162	H	Rice	58 53	276	H	UNC Wilmington	78 57								
99	H	Tulane	76 78	146	H	Furman	75 76								
64	A	UTEP	92 86	159	A	Davidson	76 60								
145	A	UTSA	60 61	73	A	Stetson	81 83								
240	H	North Texas	61 59	8	H	South Carolina	61 76								
168	H	Old Dominion	80 59	225	A	UNLV	80 75								

Non-Div I Games:

Charlotte

■ Loss, 
■ Non-Conf, S Site, 
■ Home 
■ Away 
N Neutral

## Fairfield

Through Games Of Jan. 26, 2014

Average RPI Win:	216	WON-LOST	WINNING	LAST 10	STRENGTH OF	OPP. STRENGTH	TEAM	ADJ.	CONF.	ADJ CONF.
Average RPI Loss:	110	RECORD	PCT. RANK	GAMES	SCHEDULE	OF SCHEDULE	RPI	RPI	RPI	RPI
DIV. I ONLY	12- 7	92	7- 3	131	169	115	115	17	17	
DIV. I NON-CONF.	5- 4	131	1- 1	93	179	111	111	16	16	
TOTALS	RPI 1-25	RPI 26-50	W-L RECORDS	RPI 51-100	RPI 101-150	RPI 150+				
12- 7	0- 1	0- 2	OVERALL	2- 2	1- 0	9- 2				
5- 4	0- 0	0- 2	HOME	1- 1	0- 0	4- 1				
4- 3	0- 1	0- 0	AWAY	1- 1	0- 0	3- 1				
3- 0	0- 0	0- 0	NEUTRAL	0- 0	1- 0	2- 0				
5- 4	0- 1	0- 1	NON-CONFERENCE	0- 1	1- 0	4- 1				
1- 2	0- 0	0- 1	HOME	0- 0	0- 0	1- 1				
1- 2	0- 1	0- 0	AWAY	0- 1	0- 0	1- 0				
3- 0	0- 0	0- 0	NEUTRAL	0- 0	1- 0	2- 0				
7- 3	0- 0	0- 1	CONFERENCE	2- 1	0- 0	5- 1				
4- 2	0- 0	0- 1	HOME	1- 1	0- 0	3- 0				
3- 1	0- 0	0- 0	AWAY	1- 0	0- 0	2- 1				
0- 0	0- 0	0- 0	NEUTRAL	0- 0	0- 0	0- 0				

RPI 1-25				RPI 26-50				RPI 51-100				RPI 101+ Team's RPI: 115			
RPI	S	Opponent	Score	RPI	S	Opponent	Score	RPI	S	Opponent	Score	RPI	S	Opponent	Score
14	A	Gonzaga	42 82	42	H	Oklahoma	51 79	62	H	Iona	59 64	150	N	UAB	59 54
				50	H	Marist	36 60	75	A	St. Bonaventure	59 74	158	H	La Salle	64 59
								76	A	Quinnipiac	61 52	210	H	Lehigh	67 73
								76	H	Quinnipiac	72 71	241	H	Canisius	63 57
												250	N	Maine	80 59
												253	H	Niagara	81 77
												262	A	A&M-Corpus Christi	58 55
												265	H	Siena	66 65
												266	A	Rider	67 61
												292	A	Manhattan	58 49
												297	N	Morgan St.	75 46
												317	A	Monmouth	57 62
LAST 12 Division I GAMES:															
				76	A	Quinnipiac	61 52	76	H	Quinnipiac	72 71				
				241	H	Canisius	63 57	317	A	Monmouth	57 62				
				62	H	Iona	59 64	253	H	Niagara	81 77				
				265	H	Siena	66 65	266	A	Rider	67 61				
				50	H	Marist	36 60	42	H	Oklahoma	51 79				
				292	A	Manhattan	58 49	250	N	Maine	80 59				

Non-Div I Games:

Fairfield

■ Loss, 
 ■ Non-Conf, 
 S Site, 
 ■ Home 
 ■ Away 
 N Neutral

Average RPI Win:	195	WON-LOST	WINNING	LAST 10	STRENGTH OF	OPP. STRENGTH	TEAM	ADJ.	CONF.	ADJ CONF.
Average RPI Loss:	50	RECORD	PCT. RANK	GAMES	SCHEDULE	OF SCHEDULE	RPI	RPI	RPI	RPI
DIV. I ONLY	8- 11	213	3- 7	25	71	116	116	5	5	
DIV. I NON-CONF.	6- 5	136	2- 2	70	198	129	129	5	5	
TOTALS	RPI 1-25	RPI 26-50	W-L RECORDS	RPI 51-100	RPI 101-150	RPI 150+				
8- 11	0- 4	1- 2	OVERALL	1- 5	1- 0	5- 0				
5- 4	0- 1	1- 1	HOME	0- 2	1- 0	3- 0				
1- 5	0- 2	0- 1	AWAY	0- 2	0- 0	1- 0				
2- 2	0- 1	0- 0	NEUTRAL	1- 1	0- 0	1- 0				
6- 5	0- 1	0- 0	NON-CONFERENCE	1- 4	1- 0	4- 0				
4- 1	0- 0	0- 0	HOME	0- 1	1- 0	3- 0				
0- 2	0- 0	0- 0	AWAY	0- 2	0- 0	0- 0				
2- 2	0- 1	0- 0	NEUTRAL	1- 1	0- 0	1- 0				
2- 6	0- 3	1- 2	CONFERENCE	0- 1	0- 0	1- 0				
1- 3	0- 1	1- 1	HOME	0- 1	0- 0	0- 0				
1- 3	0- 2	0- 1	AWAY	0- 0	0- 0	1- 0				
0- 0	0- 0	0- 0	NEUTRAL	0- 0	0- 0	0- 0				

RPI 1-25				RPI 26-50				RPI 51-100				RPI 101+ Team's RPI: 116			
RPI	S	Opponent	Score	RPI	S	Opponent	Score	RPI	S	Opponent	Score	RPI	S	Opponent	Score
16	N	North Carolina St.	60 77	29	H	Oklahoma St.	51 58	52	N	Virginia	49 46	114	H	Charlotte	73 65
23	A	Texas	53 67	37	H	Iowa St.	80 74	63	H	Wichita St.	46 69	211	A	Texas Tech	72 65
25	A	Baylor	48 71	42	A	Oklahoma	50 61	64	A	UTEP	39 84	257	H	Grambling	83 50
25	H	Baylor	63 92					71	N	SMU	57 68	279	N	UC Riverside	74 42
								94	H	Kansas	64 71	304	H	UC Santa Barbara	73 64
								98	A	Hampton	75 86	307	H	Tennessee St.	85 53
LAST 12 Division I GAMES:															
94	H	Kansas	64 71	23	A	Texas	53 67								
25	A	Baylor	48 71	25	H	Baylor	63 92								
37	H	Iowa St.	80 74	279	N	UC Riverside	74 42								
211	A	Texas Tech	72 65	16	N	North Carolina St.	60 77								
42	A	Oklahoma	50 61	98	A	Hampton	75 86								
29	H	Oklahoma St.	51 58	304	H	UC Santa Barbara	73 64								

Non-Div I Games:

Kansas St.

■ Loss, 
 ■ Non-Conf, 
 ■ S Site, 
 ■ H Home 
 ■ A Away 
 N Neutral

Average RPI Win:	230	WON-LOST	WINNING	LAST 10	STRENGTH OF	OPP. STRENGTH	TEAM	ADJ.	CONF.	ADJ CONF.
Average RPI Loss:	79	RECORD	PCT. RANK	GAMES	SCHEDULE	OF SCHEDULE	RPI	RPI	RPI	RPI
DIV. I ONLY	17- 4	26	7- 3	316	102	117	117	9	9	
DIV. I NON-CONF.	12- 1	11	4- 0	344	116	122	122	9	9	
TOTALS	RPI 1-25	RPI 26-50	W-L RECORDS	RPI 51-100	RPI 101-150	RPI 150+				
17- 4	1- 0	0- 1	OVERALL	1- 2	0- 0	15- 1				
8- 2	1- 0	0- 0	HOME	0- 2	0- 0	7- 0				
9- 2	0- 0	0- 1	AWAY	1- 0	0- 0	8- 1				
0- 0	0- 0	0- 0	NEUTRAL	0- 0	0- 0	0- 0				
12- 1	0- 0	0- 1	NON-CONFERENCE	0- 0	0- 0	12- 0				
5- 0	0- 0	0- 0	HOME	0- 0	0- 0	5- 0				
7- 1	0- 0	0- 1	AWAY	0- 0	0- 0	7- 0				
0- 0	0- 0	0- 0	NEUTRAL	0- 0	0- 0	0- 0				
5- 3	1- 0	0- 0	CONFERENCE	1- 2	0- 0	3- 1				
3- 2	1- 0	0- 0	HOME	0- 2	0- 0	2- 0				
2- 1	0- 0	0- 0	AWAY	1- 0	0- 0	1- 1				
0- 0	0- 0	0- 0	NEUTRAL	0- 0	0- 0	0- 0				

RPI 1-25				RPI 26-50				RPI 51-100				RPI 101+ Team's RPI: 117			
RPI	S	Opponent	Score	RPI	S	Opponent	Score	RPI	S	Opponent	Score	RPI	S	Opponent	Score
10	H	Saint Joseph's	73 69	32	A	Ohio St.	71 83	60	H	Fordham	73 76	158	A	La Salle	58 63
								66	A	Duquesne	71 68	168	H	Old Dominion	81 68
								66	H	Duquesne	65 77	174	H	Elon	93 76
												182	H	Cleveland St.	76 75
												196	A	Youngstown St.	85 66
												202	A	Tex.-Pan American	67 57
												209	H	Florida A&M	94 67
												278	A	Massachusetts	81 51
												278	H	Massachusetts	112 54
												281	H	George Mason	112 86
												283	A	UNC Greensboro	95 72
												287	A	Wagner	87 61
												292	H	Manhattan	85 64
												320	A	NJIT	77 72
												338	A	Texas-Arlington	74 63
												346	A	UMBC	75 55
LAST 12 Division I GAMES:															
281	H	George Mason	112 86	66	A	Duquesne	71 68	278	H	Massachusetts	112 54	168	H	Old Dominion	81 68
66	H	Duquesne	65 77	320	A	NJIT	77 72	209	H	Florida A&M	94 67	292	H	Manhattan	85 64
278	A	Massachusetts	81 51	10	H	Saint Joseph's	73 69								
60	H	Fordham	73 76	158	A	La Salle	58 63								

Non-Div I Games:

VCU

Average RPI Win:	174	WON-LOST	WINNING	LAST 10	STRENGTH OF	OPP. STRENGTH	TEAM	ADJ.	CONF.	ADJ CONF.
Average RPI Loss:	69	RECORD	PCT. RANK	GAMES	SCHEDULE	OF SCHEDULE	RPI	RPI	RPI	RPI
DIV. I ONLY	9- 11	199	3- 7	48	43	118	118	2	2	
DIV. I NON-CONF.	8- 6	125	4- 2	140	103	141	141	4	4	
TOTALS	RPI 1-25	RPI 26-50	W-L RECORDS	RPI 51-100	RPI 101-150	RPI 150+				
9- 11	0- 3	0- 3	OVERALL	2- 1	2- 3	5- 1				
4- 6	0- 2	0- 2	HOME	1- 0	1- 2	2- 0				
4- 3	0- 1	0- 0	AWAY	1- 1	1- 0	2- 1				
1- 2	0- 0	0- 1	NEUTRAL	0- 0	0- 1	1- 0				
8- 6	0- 0	0- 2	NON-CONFERENCE	1- 1	2- 3	5- 0				
4- 3	0- 0	0- 1	HOME	1- 0	1- 2	2- 0				
3- 1	0- 0	0- 0	AWAY	0- 1	1- 0	2- 0				
1- 2	0- 0	0- 1	NEUTRAL	0- 0	0- 1	1- 0				
1- 5	0- 3	0- 1	CONFERENCE	1- 0	0- 0	0- 1				
0- 3	0- 2	0- 1	HOME	0- 0	0- 0	0- 0				
1- 2	0- 1	0- 0	AWAY	1- 0	0- 0	0- 1				
0- 0	0- 0	0- 0	NEUTRAL	0- 0	0- 0	0- 0				

RPI 1-25			RPI 26-50			RPI 51-100			RPI 101+			Team's RPI: 118
RPI	S	Opponent	Score	RPI	S	Opponent	Score	RPI	S	Opponent	Score	
1	A	Duke	67 111	28	H	Florida St.	69 78	52	A	Virginia	79 75	125 H Buffalo 62 66
4	H	Notre Dame	66 109	45	H	James Madison	61 71	66	H	Duquesne	67 57	128 N Washington 69 76
15	H	Syracuse	47 58	46	N	DePaul	63 77	67	A	Michigan	75 83	129 H Bucknell 66 51
												130 H Lafayette 45 48
												142 A Ball St. 63 58
												166 A Clemson 67 77
												168 H Old Dominion 63 49
												183 H Mt. St. Mary's 78 43
												254 A Loyola Maryland 60 54
												287 A Wagner 69 55
												289 N La.-Monroe 76 61
LAST 12 Division I GAMES:												
1	A	Duke	67 111	66	H	Duquesne	67 57					
15	H	Syracuse	47 58	128	N	Washington	69 76					
4	H	Notre Dame	66 109	289	N	La.-Monroe	76 61					
166	A	Clemson	67 77	46	N	DePaul	63 77					
52	A	Virginia	79 75	168	H	Old Dominion	63 49					
28	H	Florida St.	69 78	287	A	Wagner	69 55					

Non-Div I Games:

Pittsburgh

■ Loss, 
 ■ Non-Conf, S Site, 
 ■ Home 
 ■ Away 
 N Neutral

Average RPI Win:	249	WON-LOST	WINNING	LAST 10	STRENGTH OF	OPP. STRENGTH	TEAM	ADJ.	CONF.	ADJ CONF.
Average RPI Loss:	114	RECORD	PCT. RANK	GAMES	SCHEDULE	OF SCHEDULE	RPI	RPI	RPI	RPI
DIV. I ONLY	13- 5	58	8- 2	226	249	119	119	26	26	
DIV. I NON-CONF.	8- 3	67	4- 1	201	185	97	97	26	26	
TOTALS	RPI 1-25	RPI 26-50	W-L RECORDS	RPI 51-100	RPI 101-150	RPI 150+				
13- 5	0- 2	0- 0	OVERALL	0- 0	1- 2	12- 1				
6- 2	0- 1	0- 0	HOME	0- 0	0- 1	6- 0				
5- 3	0- 1	0- 0	AWAY	0- 0	0- 1	5- 1				
2- 0	0- 0	0- 0	NEUTRAL	0- 0	1- 0	1- 0				
8- 3	0- 2	0- 0	NON-CONFERENCE	0- 0	1- 1	7- 0				
4- 1	0- 1	0- 0	HOME	0- 0	0- 0	4- 0				
2- 2	0- 1	0- 0	AWAY	0- 0	0- 1	2- 0				
2- 0	0- 0	0- 0	NEUTRAL	0- 0	1- 0	1- 0				
5- 2	0- 0	0- 0	CONFERENCE	0- 0	0- 1	5- 1				
2- 1	0- 0	0- 0	HOME	0- 0	0- 1	2- 0				
3- 1	0- 0	0- 0	AWAY	0- 0	0- 0	3- 1				
0- 0	0- 0	0- 0	NEUTRAL	0- 0	0- 0	0- 0				

RPI	S	Opponent	Score
7	H	Louisville	61 74
12	A	Vanderbilt	60 85

RPI	S	Opponent	Score
-----	---	----------	-------

RPI	S	Opponent	Score
-----	---	----------	-------

RPI	S	Opponent	Score	Team's RPI: 119
123	H	Arkansas St.	64 67	
142	A	Ball St.	77 85	
148	N	Georgetown	57 55	
178	H	UALR	65 39	
200	A	Northern Ky.	74 64	
203	H	Georgia St.	80 59	
230	H	Austin Peay	78 75	
242	N	Belmont	66 46	
264	H	Morehead St.	65 52	
285	A	Troy	86 69	
288	A	South Ala.	65 74	
289	A	La.-Monroe	77 73	
294	A	La.-Lafayette	68 63	
296	H	Jackson St.	83 48	
299	H	Murray St.	86 63	
308	A	Southeast Mo. St.	90 75	

## LAST 12 Division I GAMES:

294	A	La.-Lafayette	68 63	288	A	South Ala.	65 74
289	A	La.-Monroe	77 73	148	N	Georgetown	57 55
123	H	Arkansas St.	64 67	242	N	Belmont	66 46
178	H	UALR	65 39	296	H	Jackson St.	83 48
203	H	Georgia St.	80 59	142	A	Ball St.	77 85
285	A	Troy	86 69	264	H	Morehead St.	65 52

Non-Div I Games:

Western Ky.

■ Loss, 
 ■ Non-Conf, 
 ■ S Site, 
 ■ H Home 
 ■ A Away 
 N Neutral

Average RPI Win:	231	WON-LOST	WINNING	LAST 10	STRENGTH OF	OPP. STRENGTH	TEAM	ADJ.	CONF.	ADJ CONF.
Average RPI Loss:	63	RECORD	PCT. RANK	GAMES	SCHEDULE	OF SCHEDULE	RPI	RPI	RPI	RPI
DIV. I ONLY	13- 7	85	4- 6	160	105	120	120	1	1	
DIV. I NON-CONF.	11- 2	31	4- 1	327	243	120	120	2	2	
TOTALS	RPI 1-25	RPI 26-50	W-L RECORDS	RPI 51-100	RPI 101-150	RPI 150+				
13- 7	0- 3	0- 0	OVERALL	2- 3	1- 0	10- 1				
9- 3	0- 2	0- 0	HOME	1- 1	0- 0	8- 0				
3- 4	0- 1	0- 0	AWAY	1- 2	1- 0	1- 1				
1- 0	0- 0	0- 0	NEUTRAL	0- 0	0- 0	1- 0				
11- 2	0- 0	0- 0	NON-CONFERENCE	1- 1	0- 0	10- 1				
8- 0	0- 0	0- 0	HOME	0- 0	0- 0	8- 0				
2- 2	0- 0	0- 0	AWAY	1- 1	0- 0	1- 1				
1- 0	0- 0	0- 0	NEUTRAL	0- 0	0- 0	1- 0				
2- 5	0- 3	0- 0	CONFERENCE	1- 2	1- 0	0- 0				
1- 3	0- 2	0- 0	HOME	1- 1	0- 0	0- 0				
1- 2	0- 1	0- 0	AWAY	0- 1	1- 0	0- 0				
0- 0	0- 0	0- 0	NEUTRAL	0- 0	0- 0	0- 0				

RPI S	Opponent	Score	RPI S	Opponent	Score	RPI S	Opponent	Score	RPI S	Opponent	Score	Team's RPI: 120
5	H LSU	68 87				58	H Arkansas	66 69	137	A Ole Miss	85 76	
19	H Texas A&M	57 62				59	H Georgia	66 56	155	A Missouri St.	53 67	
20	A Kentucky	69 80				88	A Mississippi St.	62 69	214	H Oral Roberts	86 64	
						93	A UT Martin	77 74	216	N Hartford	68 45	
						96	A Miami (FL)	68 74	242	H Belmont	82 70	
									260	A Saint Louis	74 59	
									270	H Western Ill.	75 60	
									273	H Bradley	126 55	
									286	H Evansville	78 43	
									308	H Southeast Mo. St.	62 57	
									311	H SIU Edwardsville	59 48	
									330	H UMKC	78 69	
LAST 12 Division I GAMES:												
88	A Mississippi St.	62 69	137	A Ole Miss	85 76							
19	H Texas A&M	57 62	270	H Western Ill.	75 60							
5	H LSU	68 87	155	A Missouri St.	53 67							
20	A Kentucky	69 80	242	H Belmont	82 70							
59	H Georgia	66 56	273	H Bradley	126 55							
58	H Arkansas	66 69	214	H Oral Roberts	86 64							

Non-Div I Games:

Missouri

■ Loss, 
 ■ Non-Conf, 
 ■ S Site, 
 ■ H Home 
 ■ A Away 
 N Neutral



Average RPI Win:	236	WON-LOST	WINNING	LAST 10	STRENGTH OF	OPP. STRENGTH	TEAM	ADJ.	CONF.	ADJ CONF.
Average RPI Loss:	71	RECORD	PCT. RANK	GAMES	SCHEDULE	OF SCHEDULE	RPI	RPI	RPI	RPI
DIV. I ONLY	12- 4	44	8- 1	273	111	121	121	20	20	
DIV. I NON-CONF.	6- 3	87	3- 1	248	51	138	138	23	23	
TOTALS	RPI 1-25	RPI 26-50	W-L RECORDS	RPI 51-100	RPI 101-150	RPI 150+				
12- 4	0- 0	0- 1	OVERALL	1- 2	0- 1	11- 0				
6- 1	0- 0	0- 0	HOME	0- 1	0- 0	6- 0				
6- 1	0- 0	0- 0	AWAY	1- 0	0- 1	5- 0				
0- 2	0- 0	0- 1	NEUTRAL	0- 1	0- 0	0- 0				
6- 3	0- 0	0- 1	NON-CONFERENCE	1- 2	0- 0	5- 0				
3- 1	0- 0	0- 0	HOME	0- 1	0- 0	3- 0				
3- 0	0- 0	0- 0	AWAY	1- 0	0- 0	2- 0				
0- 2	0- 0	0- 1	NEUTRAL	0- 1	0- 0	0- 0				
6- 1	0- 0	0- 0	CONFERENCE	0- 0	0- 1	6- 0				
3- 0	0- 0	0- 0	HOME	0- 0	0- 0	3- 0				
3- 1	0- 0	0- 0	AWAY	0- 0	0- 1	3- 0				
0- 0	0- 0	0- 0	NEUTRAL	0- 0	0- 0	0- 0				

RPI 1-25				RPI 26-50				RPI 51-100				RPI 101+				Team's RPI: 121	
RPI	S	Opponent	Score	RPI	S	Opponent	Score	RPI	S	Opponent	Score	RPI	S	Opponent	Score		
				39	N	Minnesota	55 79	55	H	Colorado	59 63	132	A	Fresno St.	50 60		
								56	N	Chattanooga	57 59	170	A	San Diego St.	64 61		
								84	A	Hawaii	65 60	212	A	Illinois St.	76 61		
												223	H	Utah St.	88 78		
												237	H	Loyola Marymount	70 68		
												238	H	Drake	92 77		
												246	A	New Mexico	62 57		
												246	H	New Mexico	62 50		
												256	H	San Jose St.	101 60		
												275	A	Denver	86 78		
												309	H	Weber St.	59 54		
												339	A	Air Force	87 49		
LAST 12 Division I GAMES:																	
				246	A	New Mexico	62 57	170	A	San Diego St.	64 61						
				339	A	Air Force	87 49	309	H	Weber St.	59 54						
				223	H	Utah St.	88 78	275	A	Denver	86 78						
				132	A	Fresno St.	50 60	237	H	Loyola Marymount	70 68						
				256	H	San Jose St.	101 60	56	N	Chattanooga	57 59						
				246	H	New Mexico	62 50	39	N	Minnesota	55 79						

Non-Div I Games: UC-Colo. Springs 87 82 South Dakota Mines 67 47

Colorado St.

## Winthrop

Through Games Of Jan. 26, 2014

Average RPI Win:	250	WON-LOST	WINNING	LAST 10	STRENGTH OF	OPP. STRENGTH	TEAM	ADJ.	CONF.	ADJ CONF.
Average RPI Loss:	138	RECORD	PCT. RANK	GAMES	SCHEDULE	OF SCHEDULE	RPI	RPI	RPI	RPI
DIV. I ONLY	14- 6	70	7- 3	224	282	122	122	28	28	
DIV. I NON-CONF.	6- 3	87	1- 1	119	168	73	73	29	29	
TOTALS	RPI 1-25	RPI 26-50	W-L RECORDS	RPI 51-100	RPI 101-150	RPI 150+				
14- 6	0- 1	0- 0	OVERALL	0- 1	1- 2	13- 2				
8- 1	0- 0	0- 0	HOME	0- 0	1- 1	7- 0				
6- 4	0- 1	0- 0	AWAY	0- 0	0- 1	6- 2				
0- 1	0- 0	0- 0	NEUTRAL	0- 1	0- 0	0- 0				
6- 3	0- 1	0- 0	NON-CONFERENCE	0- 1	1- 1	5- 0				
4- 0	0- 0	0- 0	HOME	0- 0	1- 0	3- 0				
2- 2	0- 1	0- 0	AWAY	0- 0	0- 1	2- 0				
0- 1	0- 0	0- 0	NEUTRAL	0- 1	0- 0	0- 0				
8- 3	0- 0	0- 0	CONFERENCE	0- 0	0- 1	8- 2				
4- 1	0- 0	0- 0	HOME	0- 0	0- 1	4- 0				
4- 2	0- 0	0- 0	AWAY	0- 0	0- 0	4- 2				
0- 0	0- 0	0- 0	NEUTRAL	0- 0	0- 0	0- 0				

RPI 1-25				RPI 26-50				RPI 51-100				RPI 101+ Team's RPI: 122			
RPI	S	Opponent	Score	RPI	S	Opponent	Score	RPI	S	Opponent	Score	RPI	S	Opponent	Score
8	A	South Carolina	61 69					93	N	UT Martin	74 79	114	A	Charlotte	60 63
												134	H	Col. of Charleston	67 49
												143	H	Liberty	70 77
												159	A	Davidson	91 76
												180	A	High Point	79 72
												217	A	Campbell	74 77
												222	H	N.C. Central	68 46
												227	A	Coastal Caro.	77 53
												227	H	Coastal Caro.	90 61
												250	A	Gardner-Webb	56 69
												260	H	Saint Louis	70 61
												261	A	UNC Asheville	68 49
												268	A	Robert Morris	62 53
												280	H	Charleston So.	69 49
												291	H	William & Mary	84 71
												314	H	Longwood	70 49
												332	H	Presbyterian	55 50
												342	A	Radford	68 56
LAST 12 Division I GAMES:															
227	H	Coastal Caro.	90 61	222	H	N.C. Central	68 46								
217	A	Campbell	74 77	250	A	Gardner-Webb	56 69								
314	H	Longwood	70 49	261	A	UNC Asheville	68 49								
143	H	Liberty	70 77	280	H	Charleston So.	69 49								
227	A	Coastal Caro.	77 53	332	H	Presbyterian	55 50								
342	A	Radford	68 56	8	A	South Carolina	61 69								

Non-Div I Games:

Winthrop

■ Loss, 
 ■ Non-Conf, 
 S Site, 
 ■ Home 
 ■ Away 
 N Neutral

Average RPI Win:	241	WON-LOST	WINNING	LAST 10	STRENGTH OF	OPP. STRENGTH	TEAM	ADJ.	CONF.	ADJ CONF.
Average RPI Loss:	76	RECORD	PCT. RANK	GAMES	SCHEDULE	OF SCHEDULE	RPI	RPI	RPI	RPI
DIV. I ONLY	12- 7	92	8- 2	170	140	123	123	26	26	
DIV. I NON-CONF.	6- 6	148	2- 3	75	67	108	108	26	26	
TOTALS	RPI 1-25	RPI 26-50	W-L RECORDS	RPI 51-100	RPI 101-150	RPI 150+				
12- 7	0- 3	0- 0	OVERALL	0- 2	1- 1	11- 1				
6- 2	0- 0	0- 0	HOME	0- 1	0- 0	6- 1				
6- 2	0- 1	0- 0	AWAY	0- 1	1- 0	5- 0				
0- 3	0- 2	0- 0	NEUTRAL	0- 0	0- 1	0- 0				
6- 6	0- 3	0- 0	NON-CONFERENCE	0- 2	0- 1	6- 0				
3- 1	0- 0	0- 0	HOME	0- 1	0- 0	3- 0				
3- 2	0- 1	0- 0	AWAY	0- 1	0- 0	3- 0				
0- 3	0- 2	0- 0	NEUTRAL	0- 0	0- 1	0- 0				
6- 1	0- 0	0- 0	CONFERENCE	0- 0	1- 0	5- 1				
3- 1	0- 0	0- 0	HOME	0- 0	0- 0	3- 1				
3- 0	0- 0	0- 0	AWAY	0- 0	1- 0	2- 0				
0- 0	0- 0	0- 0	NEUTRAL	0- 0	0- 0	0- 0				

RPI 1-25				RPI 26-50				RPI 51-100				RPI 101+ Team's RPI: 123			
RPI	S	Opponent	Score	RPI	S	Opponent	Score	RPI	S	Opponent	Score	RPI	S	Opponent	Score
11	N	Arizona St.	66 69					63	A	Wichita St.	47 66	119	A	Western Ky.	67 64
18	N	North Carolina	60 93					93	H	UT Martin	66 75	126	N	Illinois	54 70
19	A	Texas A&M	62 80									155	H	Missouri St.	79 61
												178	H	UALR	77 45
												203	H	Georgia St.	74 76
												208	A	Louisiana Tech	91 68
												230	A	Austin Peay	79 69
												231	A	Central Ark.	73 61
												269	H	Tennessee Tech	90 75
												277	A	Texas St.	87 71
												285	H	Troy	74 65
												288	H	South Ala.	73 60
												319	H	Kent St.	92 61
												338	A	Texas-Arlington	66 62
LAST 12 Division I GAMES:															
178	H	UALR	77 45	338	A	Texas-Arlington	66 62	19	A	Texas A&M	62 80				
119	A	Western Ky.	67 64	231	A	Central Ark.	73 61	269	H	Tennessee Tech	90 75				
203	H	Georgia St.	74 76	63	A	Wichita St.	47 66	11	N	Arizona St.	66 69				
288	H	South Ala.	73 60												
285	H	Troy	74 65												
277	A	Texas St.	87 71												

Non-Div I Games:

Arkansas St.

■ Loss, 
■ Non-Conf, 
■ S Site, 
■ H Home 
■ A Away 
N Neutral

Average RPI Win:	179	WON-LOST	WINNING	LAST 10	STRENGTH OF	OPP. STRENGTH	TEAM	ADJ.	CONF.	ADJ CONF.
Average RPI Loss:	76	RECORD	PCT. RANK	GAMES	SCHEDULE	OF SCHEDULE	RPI	RPI	RPI	RPI
DIV. I ONLY	8- 11	213	4- 6	34	116	124	124	7	7	
DIV. I NON-CONF.	5- 6	173	2- 2	44	234	130	130	7	7	
TOTALS	RPI 1-25	RPI 26-50	W-L RECORDS	RPI 51-100	RPI 101-150	RPI 150+				
8- 11	0- 1	0- 5	OVERALL	1- 1	1- 3	6- 1				
3- 6	0- 0	0- 4	HOME	1- 1	0- 1	2- 0				
3- 5	0- 1	0- 1	AWAY	0- 0	1- 2	2- 1				
2- 0	0- 0	0- 0	NEUTRAL	0- 0	0- 0	2- 0				
5- 6	0- 0	0- 3	NON-CONFERENCE	0- 0	0- 2	5- 1				
2- 3	0- 0	0- 2	HOME	0- 0	0- 1	2- 0				
1- 3	0- 0	0- 1	AWAY	0- 0	0- 1	1- 1				
2- 0	0- 0	0- 0	NEUTRAL	0- 0	0- 0	2- 0				
3- 5	0- 1	0- 2	CONFERENCE	1- 1	1- 1	1- 0				
1- 3	0- 0	0- 2	HOME	1- 1	0- 0	0- 0				
2- 2	0- 1	0- 0	AWAY	0- 0	1- 1	1- 0				
0- 0	0- 0	0- 0	NEUTRAL	0- 0	0- 0	0- 0				

RPI	S	Opponent	Score	RPI	S	Opponent	Score	RPI	S	Opponent	Score	RPI	S	Opponent	Score	Team's RPI: 124
13	A	St. John's (NY)	55 58	34	A	Indiana	69 84	68	H	Creighton	58 52	105	A	Indiana St.	56 62	
				35	H	St. Mary's (CA)	86 90	97	H	Marquette	59 61	107	A	Seton Hall	75 69	
				38	H	Villanova	48 70					111	H	Ill.-Chicago	57 62	
				41	H	Bowling Green	57 61					148	A	Georgetown	79 85	
				46	H	DePaul	64 85					154	N	Utah	66 54	
												172	A	Eastern Mich.	76 81	
												182	H	Cleveland St.	85 69	
												198	A	Providence	68 65	
												200	H	Northern Ky.	53 47	
												206	N	Eastern Wash.	74 51	
												315	A	Valparaiso	65 50	
LAST 12 Division I GAMES:																
				46	H	DePaul	64 85	198	A	Providence	68 65					
				68	H	Creighton	58 52	97	H	Marquette	59 61					
				13	A	St. John's (NY)	55 58	105	A	Indiana St.	56 62					
				148	A	Georgetown	79 85	200	H	Northern Ky.	53 47					
				38	H	Villanova	48 70	315	A	Valparaiso	65 50					
				107	A	Seton Hall	75 69	111	H	Ill.-Chicago	57 62					

Non-Div I Games:

Butler

■ Loss, 
■ Non-Conf, 
■ S Site, 
■ H Home 
■ A Away 
N Neutral

Average RPI Win:	206	WON-LOST	WINNING	LAST 10	STRENGTH OF	OPP. STRENGTH	TEAM	ADJ.	CONF.	ADJ CONF.
Average RPI Loss:	135	RECORD	PCT. RANK	GAMES	SCHEDULE	OF SCHEDULE	RPI	RPI	RPI	RPI
DIV. I ONLY	10- 7	111	5- 4	178	180	125	125	13	13	
DIV. I NON-CONF.	6- 4	114	2- 2	266	203	155	155	13	13	
TOTALS	RPI 1-25	RPI 26-50	W-L RECORDS	RPI 51-100	RPI 101-150	RPI 150+				
10- 7	0- 0	0- 2	OVERALL	0- 2	2- 0	8- 3				
4- 2	0- 0	0- 1	HOME	0- 0	0- 0	4- 1				
6- 5	0- 0	0- 1	AWAY	0- 2	2- 0	4- 2				
0- 0	0- 0	0- 0	NEUTRAL	0- 0	0- 0	0- 0				
6- 4	0- 0	0- 0	NON-CONFERENCE	0- 2	1- 0	5- 2				
2- 1	0- 0	0- 0	HOME	0- 0	0- 0	2- 1				
4- 3	0- 0	0- 0	AWAY	0- 2	1- 0	3- 1				
0- 0	0- 0	0- 0	NEUTRAL	0- 0	0- 0	0- 0				
4- 3	0- 0	0- 2	CONFERENCE	0- 0	1- 0	3- 1				
2- 1	0- 0	0- 1	HOME	0- 0	0- 0	2- 0				
2- 2	0- 0	0- 1	AWAY	0- 0	1- 0	1- 1				
0- 0	0- 0	0- 0	NEUTRAL	0- 0	0- 0	0- 0				

RPI 1-25				RPI 26-50				RPI 51-100				RPI 101+				Team's RPI: 125	
RPI	S	Opponent	Score	RPI	S	Opponent	Score	RPI	S	Opponent	Score	RPI	S	Opponent	Score		
				41	A	Bowling Green	50 62	66	A	Duquesne	55 78	118	A	Pittsburgh	66 62		
				44	H	Central Mich.	68 82	75	A	St. Bonaventure	71 76	142	A	Ball St.	73 69		
												172	H	Eastern Mich.	84 83		
												193	H	Toledo	51 46		
												194	A	Northern Ill.	63 52		
												196	A	Youngstown St.	72 65		
												221	A	Western Mich.	72 82		
												234	H	Cornell	72 79		
												235	H	Saint Francis (PA)	87 77		
												241	H	Canisius	68 59		
												253	A	Niagara	78 70		
												265	A	Siena	60 64		
												316	A	Binghamton	65 47		
LAST 12 Division I GAMES:																	
				142	A	Ball St.	73 69	41	A	Bowling Green	50 62						
				194	A	Northern Ill.	63 52	253	A	Niagara	78 70						
				172	H	Eastern Mich.	84 83	75	A	St. Bonaventure	71 76						
				193	H	Toledo	51 46	265	A	Siena	60 64						
				44	H	Central Mich.	68 82	235	H	Saint Francis (PA)	87 77						
				221	A	Western Mich.	72 82	118	A	Pittsburgh	66 62						

Non-Div I Games: Roberts Wesleyan 93 58

Buffalo

■ Loss, 
 ■ Non-Conf, 
 ■ S Site, 
 ■ H Home 
 ■ A Away 
 N Neutral

Illinois

Through Games Of Jan. 26, 2014

Average RPI Win:	182	WON-LOST	WINNING	LAST 10	STRENGTH OF	OPP. STRENGTH	TEAM	ADJ.	CONF.	ADJ CONF.
Average RPI Loss:	70	RECORD	PCT. RANK	GAMES	SCHEDULE	OF SCHEDULE	RPI	RPI	RPI	RPI
DIV. I ONLY	9- 10	175	4- 6	60	66	126	126	3	3	
DIV. I NON-CONF.	7- 6	142	2- 4	129	113	142	142	3	3	
TOTALS	RPI 1-25	RPI 26-50	W-L RECORDS	RPI 51-100	RPI 101-150	RPI 150+				
9- 10	0- 3	1- 1	OVERALL	2- 5	2- 0	4- 1				
6- 3	0- 1	0- 0	HOME	1- 2	1- 0	4- 0				
2- 5	0- 0	1- 1	AWAY	1- 3	0- 0	0- 1				
1- 2	0- 2	0- 0	NEUTRAL	0- 0	1- 0	0- 0				
7- 6	0- 2	0- 1	NON-CONFERENCE	1- 2	2- 0	4- 1				
6- 0	0- 0	0- 0	HOME	1- 0	1- 0	4- 0				
0- 4	0- 0	0- 1	AWAY	0- 2	0- 0	0- 1				
1- 2	0- 2	0- 0	NEUTRAL	0- 0	1- 0	0- 0				
2- 4	0- 1	1- 0	CONFERENCE	1- 3	0- 0	0- 0				
0- 3	0- 1	0- 0	HOME	0- 2	0- 0	0- 0				
2- 1	0- 0	1- 0	AWAY	1- 1	0- 0	0- 0				
0- 0	0- 0	0- 0	NEUTRAL	0- 0	0- 0	0- 0				

RPI 1-25			RPI 26-50			RPI 51-100			RPI 101+			Team's RPI: 126
RPI	S	Opponent	Score	RPI	S	Opponent	Score	RPI	S	Opponent	Score	
11	N	Arizona St.	60 84	40	A	Georgia Tech	69 93	55	A	Colorado	56 79	107 H Seton Hall 71 70
17	H	Penn St.	76 82	49	A	Michigan St.	61 51	59	A	Georgia	60 82	123 N Arkansas St. 70 54
18	N	North Carolina	51 87					61	A	Northwestern	76 74	229 H Mississippi Val. 93 70
								67	A	Michigan	60 69	273 A Bradley 92 98
								78	H	Nebraska	56 75	315 H Valparaiso 87 59
								83	H	Wisconsin	64 76	324 H Alcorn 112 28
								93	H	UT Martin	77 62	335 H Southern Ill. 78 43
LAST 12 Division I GAMES:												
49	A	Michigan St.	61 51	59	A	Georgia	60 82					
67	A	Michigan	60 69	93	H	UT Martin	77 62					
61	A	Northwestern	76 74	107	H	Seton Hall	71 70					
78	H	Nebraska	56 75	55	A	Colorado	56 79					
17	H	Penn St.	76 82	40	A	Georgia Tech	69 93					
83	H	Wisconsin	64 76	18	N	North Carolina	51 87					

Non-Div I Games:

Illinois

Loss, Non-Conf, S Site, H Home A Away N Neutral

## Wake Forest

Through Games Of Jan. 26, 2014

Average RPI Win:	220	WON-LOST	WINNING	LAST 10	STRENGTH OF	OPP. STRENGTH	TEAM	ADJ.	CONF.	ADJ CONF.
Average RPI Loss:	70	RECORD	PCT. RANK	GAMES	SCHEDULE	OF SCHEDULE	RPI	RPI	RPI	RPI
DIV. I ONLY	11- 9	136	5- 5	125	93	127	127	2	2	
DIV. I NON-CONF.	9- 4	81	5- 0	289	181	139	139	4	4	
TOTALS	RPI 1-25	RPI 26-50	W-L RECORDS	RPI 51-100	RPI 101-150	RPI 150+				
11- 9	0- 4	0- 1	OVERALL	1- 2	0- 1	10- 1				
6- 3	0- 2	0- 0	HOME	0- 1	0- 0	6- 0				
4- 5	0- 1	0- 1	AWAY	1- 1	0- 1	3- 1				
1- 1	0- 1	0- 0	NEUTRAL	0- 0	0- 0	1- 0				
9- 4	0- 1	0- 0	NON-CONFERENCE	0- 1	0- 1	9- 1				
6- 0	0- 0	0- 0	HOME	0- 0	0- 0	6- 0				
2- 3	0- 0	0- 0	AWAY	0- 1	0- 1	2- 1				
1- 1	0- 1	0- 0	NEUTRAL	0- 0	0- 0	1- 0				
2- 5	0- 3	0- 1	CONFERENCE	1- 1	0- 0	1- 0				
0- 3	0- 2	0- 0	HOME	0- 1	0- 0	0- 0				
2- 2	0- 1	0- 1	AWAY	1- 0	0- 0	1- 0				
0- 0	0- 0	0- 0	NEUTRAL	0- 0	0- 0	0- 0				

RPI	S	Opponent	Score
16	H	North Carolina St.	54 <b>62</b>
18	H	North Carolina	65 <b>83</b>
21	A	Maryland	49 <b>76</b>
22	N	California	61 <b>84</b>

RPI	S	Opponent	Score
40	A	Georgia Tech	63 <b>79</b>

RPI	S	Opponent	Score
82	A	Boston College	56 50
96	H	Miami (FL)	53 <b>84</b>
97	A	Marquette	71 <b>90</b>

RPI	S	Opponent	Score	Team's RPI: 127
136	A	Delaware	61 <b>71</b>	
159	H	Davidson	69 66	
166	A	Clemson	68 61	
181	A	Nevada	87 <b>95</b>	
195	A	FIU	86 79	
209	N	Florida A&M	79 63	
217	H	Campbell	73 65	
242	H	Belmont	69 49	
249	A	Arizona	70 58	
276	H	UNC Wilmington	68 44	
288	H	South Ala.	92 66	
342	H	Radford	92 65	

## LAST 12 Division I GAMES:

82	A	Boston College	56 50	96	H	Miami (FL)	53 <b>84</b>
18	H	North Carolina	65 <b>83</b>	195	A	FIU	86 79
166	A	Clemson	68 61	209	N	Florida A&M	79 63
40	A	Georgia Tech	63 <b>79</b>	288	H	South Ala.	92 66
16	H	North Carolina St.	54 <b>62</b>	276	H	UNC Wilmington	68 44
21	A	Maryland	49 <b>76</b>	242	H	Belmont	69 49

Non-Div I Games:

Wake Forest

■ Loss, 
 ■ Non-Conf, 
 ■ S Site, 
 ■ H Home 
 ■ A Away 
 N Neutral

Average RPI Win:	176	WON-LOST	WINNING	LAST 10	STRENGTH OF	OPP. STRENGTH	TEAM	ADJ.	CONF.	ADJ CONF.
Average RPI Loss:	52	RECORD	PCT. RANK	GAMES	SCHEDULE	OF SCHEDULE	RPI	RPI	RPI	RPI
DIV. I ONLY	10- 9	146	5- 5	90	41	128	128	4	4	
DIV. I NON-CONF.	7- 4	95	3- 1	102	110	85	85	1	1	
TOTALS	RPI 1-25	RPI 26-50	W-L RECORDS	RPI 51-100	RPI 101-150	RPI 150+				
10- 9	0- 2	0- 3	OVERALL	2- 3	1- 1	7- 0				
7- 3	0- 1	0- 0	HOME	2- 1	0- 1	5- 0				
1- 5	0- 1	0- 2	AWAY	0- 2	0- 0	1- 0				
2- 1	0- 0	0- 1	NEUTRAL	0- 0	1- 0	1- 0				
7- 4	0- 1	0- 2	NON-CONFERENCE	1- 0	1- 1	5- 0				
4- 1	0- 0	0- 0	HOME	1- 0	0- 1	3- 0				
1- 2	0- 1	0- 1	AWAY	0- 0	0- 0	1- 0				
2- 1	0- 0	0- 1	NEUTRAL	0- 0	1- 0	1- 0				
3- 5	0- 1	0- 1	CONFERENCE	1- 3	0- 0	2- 0				
3- 2	0- 1	0- 0	HOME	1- 1	0- 0	2- 0				
0- 3	0- 0	0- 1	AWAY	0- 2	0- 0	0- 0				
0- 0	0- 0	0- 0	NEUTRAL	0- 0	0- 0	0- 0				

RPI 1-25			RPI 26-50			RPI 51-100			RPI 101+			Team's RPI: 128
RPI	S	Opponent	Score	RPI	S	Opponent	Score	RPI	S	Opponent	Score	
11	H	Arizona St.	60 78	35	A	St. Mary's (CA)	81 91	55	H	Colorado	81 71	108 H Portland 77 91
19	A	Texas A&M	68 74	36	A	Oregon St.	68 75	70	A	Washington St.	80 82	118 N Pittsburgh 76 69
				46	N	DePaul	66 73	70	H	Washington St.	76 85	154 H Utah 53 52
								72	A	Oregon	85 101	156 H Montana St. 83 60
								83	H	Wisconsin	80 67	177 H UC Irvine 72 69
												226 H Seattle 82 60
												249 H Arizona 55 52
												252 A Houston 66 55
												289 N La.-Monroe 81 77
LAST 12 Division I GAMES:												
72	A	Oregon	85 101	11	H	Arizona St.	60 78					
36	A	Oregon St.	68 75	249	H	Arizona	55 52					
55	H	Colorado	81 71	177	H	UC Irvine	72 69					
154	H	Utah	53 52	118	N	Pittsburgh	76 69					
70	H	Washington St.	76 85	46	N	DePaul	66 73					
70	A	Washington St.	80 82	289	N	La.-Monroe	81 77					

Non-Div I Games:

Washington

■ Loss, 
■ Non-Conf, 
■ S Site, 
■ H Home 
■ A Away 
N Neutral



Average RPI Win:	209	WON-LOST	WINNING	LAST 10	STRENGTH OF	OPP. STRENGTH	TEAM	ADJ.	CONF.	ADJ CONF.
Average RPI Loss:	130	RECORD	PCT. RANK	GAMES	SCHEDULE	OF SCHEDULE	RPI	RPI	RPI	RPI
DIV. I ONLY	10- 8	129	6- 4	164	143	129	129	11	11	
DIV. I NON-CONF.	5- 5	148	2- 2	232	164	181	181	11	11	
TOTALS	RPI 1-25	RPI 26-50	W-L RECORDS	RPI 51-100	RPI 101-150	RPI 150+				
10- 8	0- 1	0- 0	OVERALL	1- 2	2- 3	7- 2				
5- 2	0- 0	0- 0	HOME	1- 2	1- 0	3- 0				
5- 6	0- 1	0- 0	AWAY	0- 0	1- 3	4- 2				
0- 0	0- 0	0- 0	NEUTRAL	0- 0	0- 0	0- 0				
5- 5	0- 1	0- 0	NON-CONFERENCE	0- 1	0- 2	5- 1				
3- 1	0- 0	0- 0	HOME	0- 1	0- 0	3- 0				
2- 4	0- 1	0- 0	AWAY	0- 0	0- 2	2- 1				
0- 0	0- 0	0- 0	NEUTRAL	0- 0	0- 0	0- 0				
5- 3	0- 0	0- 0	CONFERENCE	1- 1	2- 1	2- 1				
2- 1	0- 0	0- 0	HOME	1- 1	1- 0	0- 0				
3- 2	0- 0	0- 0	AWAY	0- 0	1- 1	2- 1				
0- 0	0- 0	0- 0	NEUTRAL	0- 0	0- 0	0- 0				

RPI 1-25				RPI 26-50				RPI 51-100				RPI 101+ Team's RPI: 129			
RPI	S	Opponent	Score	RPI	S	Opponent	Score	RPI	S	Opponent	Score	RPI	S	Opponent	Score
17	A	Penn St.	49 92					53	H	Navy	92 94	118	A	Pittsburgh	51 66
								65	H	Penn	61 69	130	H	Lafayette	75 72
								91	H	Army	56 55	133	A	Virginia Tech	49 87
												135	A	American	40 77
												138	A	Holy Cross	83 79
												184	A	Colgate	88 72
												196	H	Youngstown St.	66 41
												197	A	Boston U.	58 86
												233	H	Towson	78 62
												234	A	Cornell	72 59
												254	A	Loyola Maryland	67 60
												314	A	Longwood	71 47
												316	H	Binghamton	89 48
												320	A	NJIT	59 61
LAST 12 Division I GAMES:															
197	A	Boston U.	58 86	184	A	Colgate	88 72								
254	A	Loyola Maryland	67 60	135	A	American	40 77								
91	H	Army	56 55	314	A	Longwood	71 47								
53	H	Navy	92 94	65	H	Penn	61 69								
138	A	Holy Cross	83 79	233	H	Towson	78 62								
130	H	Lafayette	75 72	320	A	NJIT	59 61								

Non-Div I Games:

Bucknell

Average RPI Win:	<b>242</b>	WON-LOST	WINNING	LAST 10	STRENGTH OF	OPP. STRENGTH	TEAM	ADJ.	CONF.	ADJ CONF.
Average RPI Loss:	<b>95</b>	RECORD	PCT. RANK	GAMES	SCHEDULE	OF SCHEDULE	RPI	RPI	RPI	RPI
DIV. I ONLY	<b>9- 10</b>	<b>175</b>	<b>3- 7</b>	<b>88</b>	<b>219</b>	<b>130</b>	<b>130</b>	<b>11</b>	<b>11</b>	
DIV. I NON-CONF.	<b>6- 5</b>	<b>136</b>	<b>1- 3</b>	<b>126</b>	<b>235</b>	<b>101</b>	<b>101</b>	<b>11</b>	<b>11</b>	
TOTALS	RPI 1-25	RPI 26-50	W-L RECORDS	RPI 51-100	RPI 101-150	RPI 150+				
9- 10	0- 1	0- 1	OVERALL	0- 3	1- 4	8- 1				
4- 3	0- 0	0- 0	HOME	0- 1	0- 1	4- 1				
5- 7	0- 1	0- 1	AWAY	0- 2	1- 3	4- 0				
0- 0	0- 0	0- 0	NEUTRAL	0- 0	0- 0	0- 0				
6- 5	0- 1	0- 1	NON-CONFERENCE	0- 1	1- 1	5- 1				
2- 1	0- 0	0- 0	HOME	0- 0	0- 0	2- 1				
4- 4	0- 1	0- 1	AWAY	0- 1	1- 1	3- 0				
0- 0	0- 0	0- 0	NEUTRAL	0- 0	0- 0	0- 0				
3- 5	0- 0	0- 0	CONFERENCE	0- 2	0- 3	3- 0				
2- 2	0- 0	0- 0	HOME	0- 1	0- 1	2- 0				
1- 3	0- 0	0- 0	AWAY	0- 1	0- 2	1- 0				
0- 0	0- 0	0- 0	NEUTRAL	0- 0	0- 0	0- 0				

RPI 1-25				RPI 26-50				RPI 51-100				RPI 101+ Team's RPI: 130			
RPI	S	Opponent	Score	RPI	S	Opponent	Score	RPI	S	Opponent	Score	RPI	S	Opponent	Score
22	A	California	60 <b>77</b>	38	A	Villanova	33 <b>60</b>	53	H	Navy	53 <b>67</b>	112	A	St. Francis Brooklyn	52 <b>74</b>
								61	A	Northwestern	64 <b>66</b>	118	A	Pittsburgh	48 45
								91	A	Army	49 <b>66</b>	129	A	Bucknell	72 <b>75</b>
												135	H	American	57 <b>72</b>
												138	A	Holy Cross	68 <b>75</b>
												169	H	Stony Brook	61 <b>71</b>
												197	A	Boston U.	68 63
												205	A	Loyola Chicago	66 55
												210	H	Lehigh	73 51
												254	H	Loyola Maryland	65 53
												266	H	Rider	67 62
												295	A	Brown	70 69
												310	H	Columbia	95 83
												320	A	NJIT	61 45
LAST 12 Division I GAMES:															
210	H	Lehigh	73 51	53	H	Navy	53 <b>67</b>								
138	A	Holy Cross	68 <b>75</b>	91	A	Army	49 <b>66</b>								
135	H	American	57 <b>72</b>	22	A	California	60 <b>77</b>								
254	H	Loyola Maryland	65 53	112	A	St. Francis Brooklyn	52 <b>74</b>								
197	A	Boston U.	68 63	169	H	Stony Brook	61 <b>71</b>								
129	A	Bucknell	72 <b>75</b>	320	A	NJIT	61 45								

Non-Div I Games:

Lafayette

Average RPI Win:	212	WON-LOST	WINNING	LAST 10	STRENGTH OF	OPP. STRENGTH	TEAM	ADJ.	CONF.	ADJ CONF.
Average RPI Loss:	68	RECORD	PCT. RANK	GAMES	SCHEDULE	OF SCHEDULE	RPI	RPI	RPI	RPI
DIV. I ONLY	10- 10	156	5- 5	78	80	131	131	6	6	
DIV. I NON-CONF.	7- 5	120	4- 0	235	180	183	183	6	6	
-----										
TOTALS	RPI 1-25	RPI 26-50	W-L RECORDS	RPI 51-100	RPI 101-150	RPI 150+				
10- 10	0- 6	1- 0	OVERALL	0- 2	2- 0	7- 2				
7- 3	0- 1	1- 0	HOME	0- 1	1- 0	5- 1				
3- 4	0- 2	0- 0	AWAY	0- 1	1- 0	2- 1				
0- 3	0- 3	0- 0	NEUTRAL	0- 0	0- 0	0- 0				
7- 5	0- 3	0- 0	NON-CONFERENCE	0- 0	2- 0	5- 2				
5- 1	0- 0	0- 0	HOME	0- 0	1- 0	4- 1				
2- 1	0- 0	0- 0	AWAY	0- 0	1- 0	1- 1				
0- 3	0- 3	0- 0	NEUTRAL	0- 0	0- 0	0- 0				
3- 5	0- 3	1- 0	CONFERENCE	0- 2	0- 0	2- 0				
2- 2	0- 1	1- 0	HOME	0- 1	0- 0	1- 0				
1- 3	0- 2	0- 0	AWAY	0- 1	0- 0	1- 0				
0- 0	0- 0	0- 0	NEUTRAL	0- 0	0- 0	0- 0				

RPI 1-25				RPI 26-50				RPI 51-100				RPI 101+ Team's RPI: 131			
RPI	S	Opponent	Score	RPI	S	Opponent	Score	RPI	S	Opponent	Score	RPI	S	Opponent	Score
3	A	UConn	49 83	48	H	Rutgers	74 73	54	H	Temple	56 63	110	A	Wright St.	83 75
3	H	UConn	49 90					71	A	SMU	75 80	150	H	UAB	73 72
7	A	Louisville	61 88									152	A	UCF	88 52
15	N	Syracuse	58 77									178	A	UALR	63 68
19	N	Texas A&M	59 69									229	H	Mississippi Val.	62 51
23	N	Texas	36 65									252	H	Houston	48 40
												269	A	Tennessee Tech	78 76
												271	H	East Tenn. St.	77 74
												296	H	Jackson St.	77 64
												306	H	Samford	60 62
												347	H	Ark.-Pine Bluff	91 45
LAST 12 Division I GAMES:															
7	A	Louisville	61 88	3	H	UConn	49 90								
3	A	UConn	49 83	54	H	Temple	56 63								
252	H	Houston	48 40	347	H	Ark.-Pine Bluff	91 45								
48	H	Rutgers	74 73	229	H	Mississippi Val.	62 51								
152	A	UCF	88 52	269	A	Tennessee Tech	78 76								
71	A	SMU	75 80	150	H	UAB	73 72								

Non-Div I Games:

Memphis

■ Loss, 
 ■ Non-Conf, S Site, 
 ■ Home 
 ■ Away 
 N Neutral

Average RPI Win:	212	WON-LOST	WINNING	LAST 10	STRENGTH OF	OPP. STRENGTH	TEAM	ADJ.	CONF.	ADJ CONF.
Average RPI Loss:	107	RECORD	PCT. RANK	GAMES	SCHEDULE	OF SCHEDULE	RPI	RPI	RPI	RPI
DIV. I ONLY	10- 7	111	6- 4	141	130	132	132	20	20	
DIV. I NON-CONF.	4- 5	187	2- 2	62	52	146	146	23	23	
TOTALS	RPI 1-25	RPI 26-50	W-L RECORDS	RPI 51-100	RPI 101-150	RPI 150+				
10- 7	0- 1	0- 1	OVERALL	0- 1	3- 1	7- 3				
5- 4	0- 1	0- 1	HOME	0- 0	2- 0	3- 2				
4- 3	0- 0	0- 0	AWAY	0- 1	0- 1	4- 1				
1- 0	0- 0	0- 0	NEUTRAL	0- 0	1- 0	0- 0				
4- 5	0- 1	0- 1	NON-CONFERENCE	0- 1	2- 1	2- 1				
2- 3	0- 1	0- 1	HOME	0- 0	1- 0	1- 1				
1- 2	0- 0	0- 0	AWAY	0- 1	0- 1	1- 0				
1- 0	0- 0	0- 0	NEUTRAL	0- 0	1- 0	0- 0				
6- 2	0- 0	0- 0	CONFERENCE	0- 0	1- 0	5- 2				
3- 1	0- 0	0- 0	HOME	0- 0	1- 0	2- 1				
3- 1	0- 0	0- 0	AWAY	0- 0	0- 0	3- 1				
0- 0	0- 0	0- 0	NEUTRAL	0- 0	0- 0	0- 0				

RPI 1-25				RPI 26-50				RPI 51-100				RPI 101+ Team's RPI: 132			
RPI	S	Opponent	Score	RPI	S	Opponent	Score	RPI	S	Opponent	Score	RPI	S	Opponent	Score
2	H	Stanford	54 86	31	H	Southern California	54 63	70	A	Washington St.	79 92	107	A	Seton Hall	58 64
												108	H	Portland	76 67
												121	H	Colorado St.	60 50
												143	N	Liberty	70 66
												170	H	San Diego St.	69 70
												181	A	Nevada	60 63
												191	H	San Francisco	47 76
												218	A	Cal St. Fullerton	68 57
												225	A	UNLV	79 63
												225	H	UNLV	70 52
												236	H	Boise St.	72 63
												246	A	New Mexico	75 73
												255	H	Santa Clara	69 49
												339	A	Air Force	77 43
LAST 12 Division I GAMES:															
225	H	UNLV	70 52	236	H	Boise St.	72 63								
181	A	Nevada	60 63	225	A	UNLV	79 63								
246	A	New Mexico	75 73	2	H	Stanford	54 86								
170	H	San Diego St.	69 70	191	H	San Francisco	47 76								
121	H	Colorado St.	60 50	108	H	Portland	76 67								
339	A	Air Force	77 43	255	H	Santa Clara	69 49								

Non-Div I Games: UC Merced 74 50 San Diego Christian82 28

Fresno St.

Loss, Non-Conf, S Site, H Home A Away N Neutral

Average RPI Win:	194	WON-LOST	WINNING	LAST 10	STRENGTH OF	OPP. STRENGTH	TEAM	ADJ.	CONF.	ADJ CONF.
Average RPI Loss:	64	RECORD	PCT. RANK	GAMES	SCHEDULE	OF SCHEDULE	RPI	RPI	RPI	RPI
DIV. I ONLY	10- 9	146	3- 7	92	72	133	133	2	2	
DIV. I NON-CONF.	10- 3	58	4- 2	173	200	78	78	4	4	
TOTALS	RPI 1-25	RPI 26-50	W-L RECORDS	RPI 51-100	RPI 101-150	RPI 150+				
10- 9	0- 1	1- 3	OVERALL	1- 4	2- 1	6- 0				
7- 5	0- 1	1- 1	HOME	1- 2	1- 1	4- 0				
3- 4	0- 0	0- 2	AWAY	0- 2	1- 0	2- 0				
0- 0	0- 0	0- 0	NEUTRAL	0- 0	0- 0	0- 0				
10- 3	0- 0	1- 1	NON-CONFERENCE	1- 1	2- 1	6- 0				
7- 1	0- 0	1- 0	HOME	1- 0	1- 1	4- 0				
3- 2	0- 0	0- 1	AWAY	0- 1	1- 0	2- 0				
0- 0	0- 0	0- 0	NEUTRAL	0- 0	0- 0	0- 0				
0- 6	0- 1	0- 2	CONFERENCE	0- 3	0- 0	0- 0				
0- 4	0- 1	0- 1	HOME	0- 2	0- 0	0- 0				
0- 2	0- 0	0- 1	AWAY	0- 1	0- 0	0- 0				
0- 0	0- 0	0- 0	NEUTRAL	0- 0	0- 0	0- 0				

RPI S Opponent	Score	RPI S Opponent	Score	RPI S Opponent	Score	RPI S Opponent	Score	Team's RPI: 133
1 H Duke	70 74	28 A Florida St.	54 70	52 H Virginia	60 67	129 H Bucknell	87 49	
		34 A Indiana	65 71	74 H Florida	71 59	140 A Hofstra	77 72	
		40 H Georgia Tech	52 73	82 A Boston College	63 70	141 H Richmond	56 64	
		49 H Michigan St.	72 66	96 H Miami (FL)	62 64	151 H USC Upstate	65 61	
				98 A Hampton	60 70	168 A Old Dominion	73 61	
						268 H Robert Morris	70 64	
						282 H Howard	84 32	
						332 H Presbyterian	55 33	
						342 A Radford	82 33	
LAST 12 Division I GAMES:								
28 A Florida St.	54 70	98 A Hampton	60 70					
40 H Georgia Tech	52 73	268 H Robert Morris	70 64					
1 H Duke	70 74	342 A Radford	82 33					
96 H Miami (FL)	62 64	151 H USC Upstate	65 61					
52 H Virginia	60 67	49 H Michigan St.	72 66					
82 A Boston College	63 70	34 A Indiana	65 71					

Non-Div I Games:

Virginia Tech

Average RPI Win:	221	WON-LOST	WINNING	LAST 10	STRENGTH OF	OPP. STRENGTH	TEAM	ADJ.	CONF.	ADJ CONF.
Average RPI Loss:	121	RECORD	PCT. RANK	GAMES	SCHEDULE	OF SCHEDULE	RPI	RPI	RPI	RPI
DIV. I ONLY	11- 8	116	6- 4	180	160	134	134	12	12	
DIV. I NON-CONF.	7- 6	142	3- 3	150	207	144	144	10	10	
TOTALS	RPI 1-25	RPI 26-50	W-L RECORDS	RPI 51-100	RPI 101-150	RPI 150+				
11- 8	0- 2	0- 0	OVERALL	1- 2	2- 2	8- 2				
6- 2	0- 0	0- 0	HOME	1- 1	1- 0	4- 1				
3- 6	0- 2	0- 0	AWAY	0- 1	1- 2	2- 1				
2- 0	0- 0	0- 0	NEUTRAL	0- 0	0- 0	2- 0				
7- 6	0- 2	0- 0	NON-CONFERENCE	1- 1	0- 2	6- 1				
4- 1	0- 0	0- 0	HOME	1- 1	0- 0	3- 0				
1- 5	0- 2	0- 0	AWAY	0- 0	0- 2	1- 1				
2- 0	0- 0	0- 0	NEUTRAL	0- 0	0- 0	2- 0				
4- 2	0- 0	0- 0	CONFERENCE	0- 1	2- 0	2- 1				
2- 1	0- 0	0- 0	HOME	0- 0	1- 0	1- 1				
2- 1	0- 0	0- 0	AWAY	0- 1	1- 0	1- 0				
0- 0	0- 0	0- 0	NEUTRAL	0- 0	0- 0	0- 0				

RPI 1-25				RPI 26-50				RPI 51-100				RPI 101+ Team's RPI: 134			
RPI	S	Opponent	Score	RPI	S	Opponent	Score	RPI	S	Opponent	Score	RPI	S	Opponent	Score
8	A	South Carolina	54 81					77	H	East Carolina	55 64	122	A	Winthrop	49 67
21	A	Maryland	51 103					80	H	South Fla.	71 64	136	H	Delaware	68 66
								81	A	Drexel	55 68	140	A	Hofstra	62 59
												141	A	Richmond	73 80
												151	A	USC Upstate	75 71
												186	A	Northeastern	90 74
												227	N	Coastal Caro.	80 62
												233	H	Towson	60 64
												281	H	George Mason	66 64
												282	N	Howard	79 68
												283	A	UNC Greensboro	56 64
												291	H	William & Mary	101 65
												321	H	Kennesaw St.	87 66
												331	H	South Carolina St.	70 56
LAST 12 Division I GAMES:															
136	H	Delaware	68 66	77	H	East Carolina	55 64								
233	H	Towson	60 64	21	A	Maryland	51 103								
186	A	Northeastern	90 74	282	N	Howard	79 68								
140	A	Hofstra	62 59	80	H	South Fla.	71 64								
291	H	William & Mary	101 65	227	N	Coastal Caro.	80 62								
81	A	Drexel	55 68	141	A	Richmond	73 80								

Non-Div I Games:

Col. of Charleston

■ Loss, 
■ Non-Conf, S Site, 
■ Home 
■ Away 
N Neutral

Average RPI Win:	208	WON-LOST	WINNING	LAST 10	STRENGTH OF	OPP. STRENGTH	TEAM	ADJ.	CONF.	ADJ CONF.
Average RPI Loss:	110	RECORD	PCT. RANK	GAMES	SCHEDULE	OF SCHEDULE	RPI	RPI	RPI	RPI
DIV. I ONLY	13- 6	78	7- 3	250	145	135	135	11	11	
DIV. I NON-CONF.	7- 4	95	2- 2	292	172	164	164	11	11	
TOTALS	RPI 1-25	RPI 26-50	W-L RECORDS	RPI 51-100	RPI 101-150	RPI 150+				
13- 6	0- 0	0- 0	OVERALL	2- 3	2- 2	9- 1				
7- 3	0- 0	0- 0	HOME	1- 1	1- 1	5- 1				
6- 3	0- 0	0- 0	AWAY	1- 2	1- 1	4- 0				
0- 0	0- 0	0- 0	NEUTRAL	0- 0	0- 0	0- 0				
7- 4	0- 0	0- 0	NON-CONFERENCE	2- 2	0- 1	5- 1				
4- 1	0- 0	0- 0	HOME	1- 0	0- 0	3- 1				
3- 3	0- 0	0- 0	AWAY	1- 2	0- 1	2- 0				
0- 0	0- 0	0- 0	NEUTRAL	0- 0	0- 0	0- 0				
6- 2	0- 0	0- 0	CONFERENCE	0- 1	2- 1	4- 0				
3- 2	0- 0	0- 0	HOME	0- 1	1- 1	2- 0				
3- 0	0- 0	0- 0	AWAY	0- 0	1- 0	2- 0				
0- 0	0- 0	0- 0	NEUTRAL	0- 0	0- 0	0- 0				

RPI	S	Opponent	Score	RPI	S	Opponent	Score	RPI	S	Opponent	Score	RPI	S	Opponent	Score	Team's RPI: 135
60	A	Fordham	62 66	109	A	George Washington	64 77	129	H	Bucknell	77 40	130	A	Lafayette	72 57	
76	A	Quinnipiac	66 68	138	H	Holy Cross	60 63	179	A	Coppin St.	64 42	183	H	Mt. St. Mary's	61 64	
81	H	Drexel	47 41	184	H	Colgate	72 55	197	A	Boston U.	63 56	210	H	Lehigh	70 61	
91	H	Army	63 64	254	A	Loyola Maryland	52 34	278	H	Massachusetts	82 59	284	H	Dartmouth	77 54	
98	A	Hampton	58 46	333	H	UMES	76 69	346	A	UMBC	60 39					
LAST 12 Division I GAMES:																
91	H	Army	63 64	138	H	Holy Cross	60 63	129	H	Bucknell	77 40	109	A	George Washington	64 77	
197	A	Boston U.	63 56	179	A	Coppin St.	64 42	183	H	Mt. St. Mary's	61 64	184	H	Colgate	72 55	
130	A	Lafayette	72 57	254	A	Loyola Maryland	52 34	278	H	Massachusetts	82 59	284	H	Dartmouth	77 54	
210	H	Lehigh	70 61	333	H	UMES	76 69	346	A	UMBC	60 39					
184	H	Colgate	72 55													
254	A	Loyola Maryland	52 34	81	H	Drexel	47 41									

Non-Div I Games:

American

■ Loss, 
 ■ Non-Conf, 
 ■ S Site, 
 ■ H Home 
 ■ A Away 
 N Neutral

Delaware

Through Games Of Jan. 26, 2014

Average RPI Win:	249	WON-LOST	WINNING	LAST 10	STRENGTH OF	OPP. STRENGTH	TEAM	ADJ.	CONF.	ADJ CONF.
Average RPI Loss:	62	RECORD	PCT. RANK	GAMES	SCHEDULE	OF SCHEDULE	RPI	RPI	RPI	RPI
DIV. I ONLY	11- 6	90	5- 5	246	119	136	136	12	12	
DIV. I NON-CONF.	8- 3	67	4- 2	225	177	114	114	10	10	
TOTALS	RPI 1-25	RPI 26-50	W-L RECORDS	RPI 51-100	RPI 101-150	RPI 150+				
11- 6	0- 1	0- 2	OVERALL	0- 2	2- 1	9- 0				
4- 3	0- 1	0- 0	HOME	0- 2	2- 0	2- 0				
4- 3	0- 0	0- 2	AWAY	0- 0	0- 1	4- 0				
3- 0	0- 0	0- 0	NEUTRAL	0- 0	0- 0	3- 0				
8- 3	0- 1	0- 1	NON-CONFERENCE	0- 1	1- 0	7- 0				
2- 2	0- 1	0- 0	HOME	0- 1	1- 0	1- 0				
3- 1	0- 0	0- 1	AWAY	0- 0	0- 0	3- 0				
3- 0	0- 0	0- 0	NEUTRAL	0- 0	0- 0	3- 0				
3- 3	0- 0	0- 1	CONFERENCE	0- 1	1- 1	2- 0				
2- 1	0- 0	0- 0	HOME	0- 1	1- 0	1- 0				
1- 2	0- 0	0- 1	AWAY	0- 0	0- 1	1- 0				
0- 0	0- 0	0- 0	NEUTRAL	0- 0	0- 0	0- 0				

RPI 1-25				RPI 26-50				RPI 51-100				RPI 101+ Team's RPI: 136			
RPI	S	Opponent	Score	RPI	S	Opponent	Score	RPI	S	Opponent	Score	RPI	S	Opponent	Score
13	H	St. John's (NY)	58 61	43	A	Princeton	80 84	54	H	Temple	58 70	127	H	Wake Forest	71 61
				45	A	James Madison	51 87	81	H	Drexel	52 61	134	A	Col. of Charleston	66 68
												140	H	Hofstra	71 66
												196	N	Youngstown St.	69 48
												210	A	Lehigh	77 64
												266	A	Rider	65 54
												276	H	UNC Wilmington	65 44
												282	N	Howard	69 44
												291	A	William & Mary	57 39
												311	N	SIU Edwardsville	71 42
												317	H	Monmouth	72 58
												328	A	Rhode Island	64 43
LAST 12 Division I GAMES:															
134	A	Col. of Charleston	66 68	13	H	St. John's (NY)	58 61	210	A	Lehigh	77 64	196	N	Youngstown St.	69 48
81	H	Drexel	52 61	43	A	Princeton	80 84	282	N	Howard	69 44	311	N	SIU Edwardsville	71 42
276	H	UNC Wilmington	65 44	45	A	James Madison	51 87	317	H	Monmouth	72 58	328	A	Rhode Island	64 43
45	A	James Madison	51 87	291	A	William & Mary	57 39								
291	A	William & Mary	57 39	140	H	Hofstra	71 66								

Non-Div I Games:

Delaware

Loss, Non-Conf, S Site, H Home A Away N Neutral



Average RPI Win:	228	WON-LOST	WINNING	LAST 10	STRENGTH OF	OPP. STRENGTH	TEAM	ADJ.	CONF.	ADJ CONF.
Average RPI Loss:	66	RECORD	PCT. RANK	GAMES	SCHEDULE	OF SCHEDULE	RPI	RPI	RPI	RPI
DIV. I ONLY	10- 11	172	3- 7	79	68	137	137	1	1	
DIV. I NON-CONF.	9- 5	92	4- 1	214	149	157	157	2	2	
TOTALS	RPI 1-25	RPI 26-50	W-L RECORDS	RPI 51-100	RPI 101-150	RPI 150+				
10- 11	0- 5	0- 0	OVERALL	2- 4	0- 1	8- 1				
8- 4	0- 2	0- 0	HOME	1- 0	0- 1	7- 1				
2- 5	0- 2	0- 0	AWAY	1- 3	0- 0	1- 0				
0- 2	0- 1	0- 0	NEUTRAL	0- 1	0- 0	0- 0				
9- 5	0- 2	0- 0	NON-CONFERENCE	1- 2	0- 0	8- 1				
7- 1	0- 0	0- 0	HOME	0- 0	0- 0	7- 1				
2- 2	0- 1	0- 0	AWAY	1- 1	0- 0	1- 0				
0- 2	0- 1	0- 0	NEUTRAL	0- 1	0- 0	0- 0				
1- 6	0- 3	0- 0	CONFERENCE	1- 2	0- 1	0- 0				
1- 3	0- 2	0- 0	HOME	1- 0	0- 1	0- 0				
0- 3	0- 1	0- 0	AWAY	0- 2	0- 0	0- 0				
0- 0	0- 0	0- 0	NEUTRAL	0- 0	0- 0	0- 0				

RPI 1-25				RPI 26-50				RPI 51-100				RPI 101+ Team's RPI: 137			
RPI	S	Opponent	Score	RPI	S	Opponent	Score	RPI	S	Opponent	Score	RPI	S	Opponent	Score
5	H	LSU	56 66					58	A	Arkansas	65 68	120	H	Missouri	76 85
6	A	Tennessee	70 94					70	N	Washington St.	65 79	208	H	Louisiana Tech	79 68
12	H	Vanderbilt	74 80					84	A	Hawaii	63 79	229	H	Mississippi Val.	72 60
24	N	West Virginia	56 86					88	H	Mississippi St.	87 85	230	H	Austin Peay	99 69
25	A	Baylor	80 87					92	A	Alabama	79 93	231	H	Central Ark.	63 66
								99	A	Tulane	89 66	232	H	Southeastern La.	96 69
												288	A	South Ala.	72 56
												289	H	La.-Monroe	78 72
												307	H	Tennessee St.	77 61
												313	H	Jacksonville St.	83 62
LAST 12 Division I GAMES:															
5	H	LSU	56 66	120	H	Missouri	76 85								
88	H	Mississippi St.	87 85	230	H	Austin Peay	99 69								
58	A	Arkansas	65 68	25	A	Baylor	80 87								
12	H	Vanderbilt	74 80	288	A	South Ala.	72 56								
92	A	Alabama	79 93	229	H	Mississippi Val.	72 60								
6	A	Tennessee	70 94	208	H	Louisiana Tech	79 68								

Non-Div I Games:

Ole Miss

■ Loss, 
■ Non-Conf, 
■ S Site, 
■ H Home 
■ A Away 
N Neutral

## Holy Cross

Through Games Of Jan. 26, 2014

Average RPI Win:	216	WON-LOST	WINNING	LAST 10	STRENGTH OF	OPP. STRENGTH	TEAM	ADJ.	CONF.	ADJ CONF.
Average RPI Loss:	95	RECORD	PCT. RANK	GAMES	SCHEDULE	OF SCHEDULE	RPI	RPI	RPI	RPI
DIV. I ONLY	12- 7	92	5- 5	210	129	138	138	11	11	
DIV. I NON-CONF.	8- 3	67	2- 2	301	121	147	147	11	11	
TOTALS	RPI 1-25	RPI 26-50	W-L RECORDS	RPI 51-100	RPI 101-150	RPI 150+				
12- 7	0- 0	0- 1	OVERALL	1- 4	2- 1	9- 1				
7- 4	0- 0	0- 0	HOME	1- 3	1- 1	5- 0				
4- 3	0- 0	0- 1	AWAY	0- 1	1- 0	3- 1				
1- 0	0- 0	0- 0	NEUTRAL	0- 0	0- 0	1- 0				
8- 3	0- 0	0- 1	NON-CONFERENCE	1- 2	0- 0	7- 0				
5- 1	0- 0	0- 0	HOME	1- 1	0- 0	4- 0				
2- 2	0- 0	0- 1	AWAY	0- 1	0- 0	2- 0				
1- 0	0- 0	0- 0	NEUTRAL	0- 0	0- 0	1- 0				
4- 4	0- 0	0- 0	CONFERENCE	0- 2	2- 1	2- 1				
2- 3	0- 0	0- 0	HOME	0- 2	1- 1	1- 0				
2- 1	0- 0	0- 0	AWAY	0- 0	1- 0	1- 1				
0- 0	0- 0	0- 0	NEUTRAL	0- 0	0- 0	0- 0				

RPI S	Opponent	Score	RPI S	Opponent	Score	RPI S	Opponent	Score	RPI S	Opponent	Score	Team's RPI: 138
37	A Iowa St.	50 72	53	H Navy	53 60	129	H Bucknell	79 83				
			60	H Fordham	49 75	130	H Lafayette	75 68				
			76	H Quinnipiac	84 71	135	A American	63 60				
			82	A Boston College	60 77	184	A Colgate	70 65				
			91	H Army	57 70	186	H Northeastern	70 62				
						197	H Boston U.	69 59				
						210	A Lehigh	82 87				
						243	H Bryant	75 55				
						260	N Saint Louis	51 49				
						278	H Massachusetts	76 54				
						284	H Dartmouth	84 59				
						292	A Manhattan	74 58				
						325	A UMass Lowell	92 69				
LAST 12 Division I GAMES:												
53	H Navy	53 60	135	A American	63 60							
130	H Lafayette	75 68	197	H Boston U.	69 59							
210	A Lehigh	82 87	260	N Saint Louis	51 49							
91	H Army	57 70	37	A Iowa St.	50 72							
129	H Bucknell	79 83	82	A Boston College	60 77							
184	A Colgate	70 65	76	H Quinnipiac	84 71							

Non-Div I Games:

Holy Cross

■ Loss, 
 ■ Non-Conf, 
 ■ S Site, 
 ■ H Home 
 ■ A Away 
 N Neutral

## Grand Canyon

Through Games Of Jan. 26, 2014

Average RPI Win: <b>223</b>	WON-LOST	WINNING	LAST 10	STRENGTH OF	OPP. STRENGTH	TEAM	ADJ.	CONF.	ADJ CONF.
Average RPI Loss: <b>161</b>	RECORD	PCT. RANK	GAMES	SCHEDULE	OF SCHEDULE	RPI	RPI	RPI	RPI
DIV. I ONLY	10- 6	99	6- 4	267	195	139	139	29	29
DIV. I NON-CONF.	8- 2	53	6- 0	251	112	81	81	28	28
TOTALS	RPI 1-25	RPI 26-50	W-L RECORDS	RPI 51-100	RPI 101-150	RPI 150+			
10- 6	0- 0	0- 0	OVERALL	2- 3	0- 0	8- 3			
4- 0	0- 0	0- 0	HOME	1- 0	0- 0	3- 0			
3- 4	0- 0	0- 0	AWAY	0- 1	0- 0	3- 3			
3- 2	0- 0	0- 0	NEUTRAL	1- 2	0- 0	2- 0			
8- 2	0- 0	0- 0	NON-CONFERENCE	2- 2	0- 0	6- 0			
2- 0	0- 0	0- 0	HOME	1- 0	0- 0	1- 0			
3- 0	0- 0	0- 0	AWAY	0- 0	0- 0	3- 0			
3- 2	0- 0	0- 0	NEUTRAL	1- 2	0- 0	2- 0			
2- 4	0- 0	0- 0	CONFERENCE	0- 1	0- 0	2- 3			
2- 0	0- 0	0- 0	HOME	0- 0	0- 0	2- 0			
0- 4	0- 0	0- 0	AWAY	0- 1	0- 0	0- 3			
0- 0	0- 0	0- 0	NEUTRAL	0- 0	0- 0	0- 0			

RPI S	Opponent	Score	RPI S	Opponent	Score	RPI S	Opponent	Score	RPI S	Opponent	Score	Team's RPI: 139
						51 N	UCLA	60 <b>62</b>	181 A	Nevada	75 55	
						77 N	East Carolina	86 76	184 H	Bakersfield	78 64	
						84 H	Hawaii	54 51	202 A	Tex.-Pan American	58 <b>60</b>	
						88 N	Mississippi St.	62 <b>71</b>	226 A	Seattle	68 <b>89</b>	
						100 A	Idaho	54 <b>58</b>	232 N	Southeastern La.	62 57	
									240 A	North Texas	67 65	
									274 N	Bethune-Cookman	57 45	
									289 A	La.-Monroe	82 72	
									301 A	New Mexico St.	63 <b>66</b>	
									323 H	LIU Brooklyn	72 63	
									341 H	Utah Valley	88 51	
LAST 12 Division I GAMES:												
226 A	Seattle	68 <b>89</b>	323 H	LIU Brooklyn	72 63							
100 A	Idaho	54 <b>58</b>	84 H	Hawaii	54 51							
341 H	Utah Valley	88 51	77 N	East Carolina	86 76							
184 H	Bakersfield	78 64	289 A	La.-Monroe	82 72							
301 A	New Mexico St.	63 <b>66</b>	181 A	Nevada	75 55							
202 A	Tex.-Pan American	58 <b>60</b>	232 N	Southeastern La.	62 57							

Non-Div I Games: Western N.M. 79 52 Western St. 92 35 Abilene Christian 70 57

Grand Canyon

Loss, Non-Conf, S Site, H Home A Away N Neutral

Average RPI Win: <b>173</b>	WON-LOST	WINNING	LAST 10	STRENGTH OF	OPP. STRENGTH	TEAM	ADJ.	CONF.	ADJ CONF.
Average RPI Loss: <b>117</b>	RECORD	PCT. RANK	GAMES	SCHEDULE	OF SCHEDULE	RPI	RPI	RPI	RPI
DIV. I ONLY	6- 10	243	3- 7	44	154	140	140	12	12
DIV. I NON-CONF.	4- 6	210	2- 3	16	159	106	106	10	10
TOTALS	RPI 1-25	RPI 26-50	W-L RECORDS	RPI 51-100	RPI 101-150	RPI 150+			
6- 10	0- 1	0- 1	OVERALL	1- 3	2- 3	3- 2			
3- 5	0- 0	0- 1	HOME	1- 1	2- 2	0- 1			
3- 5	0- 1	0- 0	AWAY	0- 2	0- 1	3- 1			
0- 0	0- 0	0- 0	NEUTRAL	0- 0	0- 0	0- 0			
4- 6	0- 1	0- 0	NON-CONFERENCE	1- 3	2- 1	1- 1			
3- 2	0- 0	0- 0	HOME	1- 1	2- 1	0- 0			
1- 4	0- 1	0- 0	AWAY	0- 2	0- 0	1- 1			
0- 0	0- 0	0- 0	NEUTRAL	0- 0	0- 0	0- 0			
2- 4	0- 0	0- 1	CONFERENCE	0- 0	0- 2	2- 1			
0- 3	0- 0	0- 1	HOME	0- 0	0- 1	0- 1			
2- 1	0- 0	0- 0	AWAY	0- 0	0- 1	2- 0			
0- 0	0- 0	0- 0	NEUTRAL	0- 0	0- 0	0- 0			

RPI 1-25				RPI 26-50				RPI 51-100				RPI 101+ Team's RPI: 140			
RPI	S	Opponent	Score	RPI	S	Opponent	Score	RPI	S	Opponent	Score	RPI	S	Opponent	Score
10	A	Saint Joseph's	60 <b>73</b>	45	H	James Madison	50 <b>77</b>	60	H	Fordham	77 64	101	H	Albany (NY)	60 56
								61	A	Northwestern	57 <b>74</b>	133	H	Virginia Tech	72 <b>77</b>
								82	H	Boston College	63 <b>80</b>	134	H	Col. of Charleston	59 <b>62</b>
								89	A	Harvard	41 <b>60</b>	136	A	Delaware	66 <b>71</b>
												147	H	UC Davis	76 57
												186	A	Northeastern	65 55
												233	H	Towson	56 <b>62</b>
												248	A	Central Conn. St.	62 <b>64</b>
												268	A	Robert Morris	65 63
												276	A	UNC Wilmington	64 55
LAST 12 Division I GAMES:															
186	A	Northeastern	65 55	101	H	Albany (NY)	60 56	248	A	Central Conn. St.	62 <b>64</b>	89	A	Harvard	41 <b>60</b>
45	H	James Madison	50 <b>77</b>	10	A	Saint Joseph's	60 <b>73</b>	147	H	UC Davis	76 57	133	H	Virginia Tech	72 <b>77</b>
134	H	Col. of Charleston	59 <b>62</b>	276	A	UNC Wilmington	64 55								
233	H	Towson	56 <b>62</b>												
136	A	Delaware	66 <b>71</b>												

Non-Div I Games: Concordia (NY) 101 38

Hofstra

Average RPI Win:	220	WON-LOST	WINNING	LAST 10	STRENGTH OF	OPP. STRENGTH	TEAM	ADJ.	CONF.	ADJ CONF.
Average RPI Loss:	96	RECORD	PCT. RANK	GAMES	SCHEDULE	OF SCHEDULE	RPI	RPI	RPI	RPI
DIV. I ONLY	9- 11	199	4- 6	111	124	141	141	9	9	
DIV. I NON-CONF.	6- 7	165	3- 2	151	107	156	156	9	9	
TOTALS	RPI 1-25	RPI 26-50	W-L RECORDS	RPI 51-100	RPI 101-150	RPI 150+				
9- 11	0- 1	0- 1	OVERALL	1- 4	2- 4	6- 1				
4- 4	0- 1	0- 1	HOME	0- 1	1- 1	3- 0				
5- 6	0- 0	0- 0	AWAY	1- 3	1- 2	3- 1				
0- 1	0- 0	0- 0	NEUTRAL	0- 0	0- 1	0- 0				
6- 7	0- 0	0- 1	NON-CONFERENCE	1- 1	2- 4	3- 1				
2- 2	0- 0	0- 1	HOME	0- 0	1- 1	1- 0				
4- 4	0- 0	0- 0	AWAY	1- 1	1- 2	2- 1				
0- 1	0- 0	0- 0	NEUTRAL	0- 0	0- 1	0- 0				
3- 4	0- 1	0- 0	CONFERENCE	0- 3	0- 0	3- 0				
2- 2	0- 1	0- 0	HOME	0- 1	0- 0	2- 0				
1- 2	0- 0	0- 0	AWAY	0- 2	0- 0	1- 0				
0- 0	0- 0	0- 0	NEUTRAL	0- 0	0- 0	0- 0				

RPI 1-25				RPI 26-50				RPI 51-100				RPI 101+ Team's RPI: 141			
RPI	S	Opponent	Score	RPI	S	Opponent	Score	RPI	S	Opponent	Score	RPI	S	Opponent	Score
10	H	Saint Joseph's	80 85	45	H	James Madison	68 78	60	A	Fordham	59 70	103	N	Pacific	57 59
								75	A	St. Bonaventure	43 55	133	A	Virginia Tech	64 56
								75	H	St. Bonaventure	48 53	134	H	Col. of Charleston	80 73
								90	A	N.C. A&T	60 69	143	A	Liberty	61 76
								96	A	Miami (FL)	57 50	148	A	Georgetown	78 82
												150	H	UAB	49 53
												157	A	Long Beach St.	61 73
												159	A	Davidson	87 68
												260	A	Saint Louis	67 58
												276	H	UNC Wilmington	64 49
												281	H	George Mason	67 64
												314	A	Longwood	77 71
												328	H	Rhode Island	49 43
LAST 12 Division I GAMES:															
75	H	St. Bonaventure	48 53	10	H	Saint Joseph's	80 85	159	A	Davidson	87 68				
260	A	Saint Louis	67 58					103	N	Pacific	57 59				
281	H	George Mason	67 64					157	A	Long Beach St.	61 73				
60	A	Fordham	59 70					134	H	Col. of Charleston	80 73				
75	A	St. Bonaventure	43 55					276	H	UNC Wilmington	64 49				
328	H	Rhode Island	49 43												

Non-Div I Games:

Richmond

■ Loss, 
 ■ Non-Conf, 
 ■ S Site, 
 ■ H Home 
 ■ A Away 
 N Neutral

Average RPI Win:	221	WON-LOST	WINNING	LAST 10	STRENGTH OF	OPP. STRENGTH	TEAM	ADJ.	CONF.	ADJ CONF.
Average RPI Loss:	115	RECORD	PCT. RANK	GAMES	SCHEDULE	OF SCHEDULE	RPI	RPI	RPI	RPI
DIV. I ONLY	8- 10	202	5- 5	105	187	142	142	13	13	
DIV. I NON-CONF.	5- 6	173	3- 2	107	175	136	136	13	13	
TOTALS	RPI 1-25	RPI 26-50	W-L RECORDS	RPI 51-100	RPI 101-150	RPI 150+				
8- 10	0- 2	0- 1	OVERALL	0- 1	1- 3	7- 3				
2- 4	0- 1	0- 1	HOME	0- 0	1- 2	1- 0				
5- 5	0- 1	0- 0	AWAY	0- 0	0- 1	5- 3				
1- 1	0- 0	0- 0	NEUTRAL	0- 1	0- 0	1- 0				
5- 6	0- 2	0- 0	NON-CONFERENCE	0- 1	1- 2	4- 1				
1- 2	0- 1	0- 0	HOME	0- 0	1- 1	0- 0				
3- 3	0- 1	0- 0	AWAY	0- 0	0- 1	3- 1				
1- 1	0- 0	0- 0	NEUTRAL	0- 1	0- 0	1- 0				
3- 4	0- 0	0- 1	CONFERENCE	0- 0	0- 1	3- 2				
1- 2	0- 0	0- 1	HOME	0- 0	0- 1	1- 0				
2- 2	0- 0	0- 0	AWAY	0- 0	0- 0	2- 2				
0- 0	0- 0	0- 0	NEUTRAL	0- 0	0- 0	0- 0				

RPI 1-25				RPI 26-50				RPI 51-100				RPI 101+ Team's RPI: 142			
RPI	S	Opponent	Score	RPI	S	Opponent	Score	RPI	S	Opponent	Score	RPI	S	Opponent	Score
7	H	Louisville	67 105	41	H	Bowling Green	61 72	69	N	Auburn	51 67	118	H	Pittsburgh	58 63
9	A	Purdue	57 63									119	H	Western Ky.	85 77
												125	H	Buffalo	69 73
												149	A	Wyoming	51 71
												153	A	Akron	78 87
												165	A	Ohio	79 63
												172	A	Eastern Mich.	70 66
												190	A	IPFW	83 75
												193	A	Toledo	61 73
												200	A	Northern Ky.	67 63
												269	N	Tennessee Tech	76 64
												286	A	Evansville	69 80
												319	H	Kent St.	55 31
												337	A	Detroit	80 74
LAST 12 Division I GAMES:															
125	H	Buffalo	69 73	153	A	Akron	78 87								
193	A	Toledo	61 73	190	A	IPFW	83 75								
165	A	Ohio	79 63	200	A	Northern Ky.	67 63								
41	H	Bowling Green	61 72	7	H	Louisville	67 105								
319	H	Kent St.	55 31	149	A	Wyoming	51 71								
172	A	Eastern Mich.	70 66	119	H	Western Ky.	85 77								

Non-Div I Games:

Ball St.

■ Loss, 
■ Non-Conf, S Site, 
■ Home 
■ Away 
N Neutral

Average RPI Win:	242	WON-LOST	WINNING	LAST 10	STRENGTH OF	OPP. STRENGTH	TEAM	ADJ.	CONF.	ADJ CONF.
Average RPI Loss:	113	RECORD	PCT. RANK	GAMES	SCHEDULE	OF SCHEDULE	RPI	RPI	RPI	RPI
DIV. I ONLY	11- 7	105	8- 2	223	189	143	143	28	28	
DIV. I NON-CONF.	3- 5	225	2- 0	123	12	172	172	29	29	
TOTALS	RPI 1-25	RPI 26-50	W-L RECORDS	RPI 51-100	RPI 101-150	RPI 150+				
11- 7	0- 1	0- 1	OVERALL	0- 1	2- 2	9- 2				
6- 2	0- 0	0- 1	HOME	0- 1	1- 0	5- 0				
4- 4	0- 1	0- 0	AWAY	0- 0	1- 1	3- 2				
1- 1	0- 0	0- 0	NEUTRAL	0- 0	0- 1	1- 0				
3- 5	0- 1	0- 1	NON-CONFERENCE	0- 1	1- 2	2- 0				
1- 2	0- 0	0- 1	HOME	0- 1	1- 0	0- 0				
1- 2	0- 1	0- 0	AWAY	0- 0	0- 1	1- 0				
1- 1	0- 0	0- 0	NEUTRAL	0- 0	0- 1	1- 0				
8- 2	0- 0	0- 0	CONFERENCE	0- 0	1- 0	7- 2				
5- 0	0- 0	0- 0	HOME	0- 0	0- 0	5- 0				
3- 2	0- 0	0- 0	AWAY	0- 0	1- 0	2- 2				
0- 0	0- 0	0- 0	NEUTRAL	0- 0	0- 0	0- 0				

RPI 1-25				RPI 26-50				RPI 51-100				RPI 101+ Team's RPI: 143			
RPI	S	Opponent	Score	RPI	S	Opponent	Score	RPI	S	Opponent	Score	RPI	S	Opponent	Score
10	A	Saint Joseph's	65 77	45	H	James Madison	56 67	52	H	Virginia	60 61	114	A	Charlotte	56 66
												122	A	Winthrop	77 70
												132	N	Fresno St.	66 70
												141	H	Richmond	76 61
												163	N	Savannah St.	89 79
												180	A	High Point	70 75
												217	H	Campbell	75 52
												227	A	Coastal Caro.	71 62
												250	H	Gardner-Webb	72 40
												261	A	UNC Asheville	80 83
												276	A	UNC Wilmington	64 55
												280	A	Charleston So.	92 69
												314	H	Longwood	74 41
												332	H	Presbyterian	59 51
												342	H	Radford	70 49
LAST 12 Division I GAMES:															
314	H	Longwood	74 41	280	A	Charleston So.	92 69								
261	A	UNC Asheville	80 83	180	A	High Point	70 75								
122	A	Winthrop	77 70	217	H	Campbell	75 52								
332	H	Presbyterian	59 51	276	A	UNC Wilmington	64 55								
250	H	Gardner-Webb	72 40	342	H	Radford	70 49								
227	A	Coastal Caro.	71 62	141	H	Richmond	76 61								

Non-Div I Games: Kutztown 72 56

Liberty

■ Loss, 
 ■ Non-Conf, 
 S Site, 
 ■ Home 
 ■ Away 
 N Neutral

UNI				STRENGTH OF SCHEDULE	OPP. STRENGTH OF SCHEDULE	TEAM RPI	ADJ. RPI	CONF. RPI	ADJ CONF. RPI
Average RPI Win:	231	WON-LOST RECORD	WINNING PCT. RANK						
Average RPI Loss:	96		LAST 10 GAMES						
DIV. I ONLY	10- 9	146	7- 3	183	123	144	144	18	18
DIV. I NON-CONF.	4- 7	229	2- 2	134	66	182	182	17	17
-----									
TOTALS	RPI 1-25	RPI 26-50	W-L RECORDS	RPI 51-100	RPI 101-150	RPI 150+			
10- 9	0- 0	0- 4	OVERALL	1- 1	0- 2	9- 2			
6- 2	0- 0	0- 2	HOME	1- 0	0- 0	5- 0			
4- 6	0- 0	0- 2	AWAY	0- 1	0- 2	4- 1			
0- 1	0- 0	0- 0	NEUTRAL	0- 0	0- 0	0- 1			
4- 7	0- 0	0- 4	NON-CONFERENCE	1- 0	0- 1	3- 2			
2- 2	0- 0	0- 2	HOME	1- 0	0- 0	1- 0			
2- 4	0- 0	0- 2	AWAY	0- 0	0- 1	2- 1			
0- 1	0- 0	0- 0	NEUTRAL	0- 0	0- 0	0- 1			
6- 2	0- 0	0- 0	CONFERENCE	0- 1	0- 1	6- 0			
4- 0	0- 0	0- 0	HOME	0- 0	0- 0	4- 0			
2- 2	0- 0	0- 0	AWAY	0- 1	0- 1	2- 0			
0- 0	0- 0	0- 0	NEUTRAL	0- 0	0- 0	0- 0			

RPI 1-25			RPI 26-50			RPI 51-100			RPI 101+ Team's RPI: 144		
RPI	S	Opponent	Score	RPI	S	Opponent	Score	RPI	S	Opponent	Score
33	H	Iowa	60 67	63	A	Wichita St.	47 80	105	A	Indiana St.	53 60
37	A	Iowa St.	55 83	95	H	North Dakota	61 56	145	A	UTSA	55 63
39	H	Minnesota	55 73					155	A	Missouri St.	68 60
47	A	South Dakota St.	44 80					192	A	South Dakota	67 87
								194	A	Northern Ill.	66 64
								202	N	Tex.-Pan American	47 70
								205	H	Loyola Chicago	70 59
								212	A	Illinois St.	83 63
								260	H	Saint Louis	74 65
								273	H	Bradley	78 65
								286	H	Evansville	64 56
								290	A	North Dakota St.	86 82
								335	H	Southern Ill.	87 53
LAST 12 Division I GAMES:											
205	H	Loyola Chicago	70 59	212	A	Illinois St.	83 63				
273	H	Bradley	78 65	105	A	Indiana St.	53 60				
155	A	Missouri St.	68 60	194	A	Northern Ill.	66 64				
63	A	Wichita St.	47 80	192	A	South Dakota	67 87				
335	H	Southern Ill.	87 53	260	H	Saint Louis	74 65				
286	H	Evansville	64 56	37	A	Iowa St.	55 83				

Non-Div I Games:

UNI

■ Loss, 
 ■ Non-Conf, S Site, 
 ■ Home 
 ■ Away 
 N Neutral



Average RPI Win:	247	WON-LOST	WINNING	LAST 10	STRENGTH OF	OPP. STRENGTH	TEAM	ADJ.	CONF.	ADJ CONF.
Average RPI Loss:	93	RECORD	PCT. RANK	GAMES	SCHEDULE	OF SCHEDULE	RPI	RPI	RPI	RPI
DIV. I ONLY	10- 8	129	5- 4	150	190	145	145	10	10	
DIV. I NON-CONF.	8- 4	87	5- 0	262	267	163	163	12	12	
TOTALS	RPI 1-25	RPI 26-50	W-L RECORDS	RPI 51-100	RPI 101-150	RPI 150+				
10- 8	0- 2	0- 1	OVERALL	0- 2	2- 0	8- 3				
6- 3	0- 0	0- 0	HOME	0- 1	2- 0	4- 2				
3- 4	0- 2	0- 1	AWAY	0- 1	0- 0	3- 0				
1- 1	0- 0	0- 0	NEUTRAL	0- 0	0- 0	1- 1				
8- 4	0- 2	0- 0	NON-CONFERENCE	0- 0	1- 0	7- 2				
5- 1	0- 0	0- 0	HOME	0- 0	1- 0	4- 1				
2- 2	0- 2	0- 0	AWAY	0- 0	0- 0	2- 0				
1- 1	0- 0	0- 0	NEUTRAL	0- 0	0- 0	1- 1				
2- 4	0- 0	0- 1	CONFERENCE	0- 2	1- 0	1- 1				
1- 2	0- 0	0- 0	HOME	0- 1	1- 0	0- 1				
1- 2	0- 0	0- 1	AWAY	0- 1	0- 0	1- 0				
0- 0	0- 0	0- 0	NEUTRAL	0- 0	0- 0	0- 0				

RPI 1-25				RPI 26-50				RPI 51-100				RPI 101+ Team's RPI: 145			
RPI	S	Opponent	Score	RPI	S	Opponent	Score	RPI	S	Opponent	Score	RPI	S	Opponent	Score
23	A	Texas	42 63	30	A	Middle Tenn.	41 60	64	H	UTEP	56 67	114	H	Charlotte	61 60
25	A	Baylor	62 92					87	A	Southern Miss.	57 70	144	H	UNI	63 55
												161	H	Tulsa	62 73
												163	N	Savannah St.	50 51
												189	H	Lamar	59 63
												199	N	Northwestern St.	62 49
												240	A	North Texas	58 56
												262	A	A&M-Corpus Christi	55 50
												277	A	Texas St.	86 83
												290	H	North Dakota St.	79 68
												301	H	New Mexico St.	65 56
												303	H	Norfolk St.	72 63
												338	H	Texas-Arlington	74 56
LAST 12 Division I GAMES:															
64	H	UTEP	56 67	301	H	New Mexico St.	65 56								
30	A	Middle Tenn.	41 60	290	H	North Dakota St.	79 68								
240	A	North Texas	58 56	277	A	Texas St.	86 83								
114	H	Charlotte	61 60	262	A	A&M-Corpus Christi	55 50								
87	A	Southern Miss.	57 70	303	H	Norfolk St.	72 63								
161	H	Tulsa	62 73	144	H	UNI	63 55								

Non-Div I Games: Abilene Christian 63 58

UTSA

Loss, Non-Conf, S Site, H Home A Away N Neutral

Average RPI Win:	228	WON-LOST	WINNING	LAST 10	STRENGTH OF	OPP. STRENGTH	TEAM	ADJ.	CONF.	ADJ CONF.
Average RPI Loss:	159	RECORD	PCT. RANK	GAMES	SCHEDULE	OF SCHEDULE	RPI	RPI	RPI	RPI
DIV. I ONLY	9- 8	142	6- 4	203	260	146	146	23	23	
DIV. I NON-CONF.	4- 5	187	3- 1	104	225	119	119	21	21	
TOTALS	RPI 1-25	RPI 26-50	W-L RECORDS	RPI 51-100	RPI 101-150	RPI 150+				
9- 8	0- 0	0- 0	OVERALL	0- 3	1- 0	8- 5				
5- 1	0- 0	0- 0	HOME	0- 0	0- 0	5- 1				
4- 7	0- 0	0- 0	AWAY	0- 3	1- 0	3- 4				
0- 0	0- 0	0- 0	NEUTRAL	0- 0	0- 0	0- 0				
4- 5	0- 0	0- 0	NON-CONFERENCE	0- 2	1- 0	3- 3				
1- 1	0- 0	0- 0	HOME	0- 0	0- 0	1- 1				
3- 4	0- 0	0- 0	AWAY	0- 2	1- 0	2- 2				
0- 0	0- 0	0- 0	NEUTRAL	0- 0	0- 0	0- 0				
5- 3	0- 0	0- 0	CONFERENCE	0- 1	0- 0	5- 2				
4- 0	0- 0	0- 0	HOME	0- 0	0- 0	4- 0				
1- 3	0- 0	0- 0	AWAY	0- 1	0- 0	1- 2				
0- 0	0- 0	0- 0	NEUTRAL	0- 0	0- 0	0- 0				

RPI S	Opponent	Score	RPI S	Opponent	Score	RPI S	Opponent	Score	RPI S	Opponent	Score	Team's RPI: 146
						56	A Chattanooga	44 62	114	A Charlotte	76 75	
						58	A Arkansas	45 74	151	H USC Upstate	55 65	
						59	A Georgia	48 72	159	A Davidson	66 73	
									174	H Elon	66 65	
									180	A High Point	76 67	
									204	H Yale	66 61	
									219	A Mercer	67 71	
									227	A Coastal Caro.	79 72	
									247	H Appalachian St.	73 54	
									261	A UNC Asheville	65 68	
									267	H Western Caro.	76 69	
									305	A Ga. Southern	67 62	
									306	A Samford	58 59	
									334	H Wofford	82 58	
LAST 12 Division I GAMES:												
174	H	Elon	66	65	114	A	Charlotte	76	75			
56	A	Chattanooga	44	62	151	H	USC Upstate	55	65			
306	A	Samford	58	59	227	A	Coastal Caro.	79	72			
334	H	Wofford	82	58	159	A	Davidson	66	73			
267	H	Western Caro.	76	69	305	A	Ga. Southern	67	62			
247	H	Appalachian St.	73	54	180	A	High Point	76	67			

Non-Div I Games: Brevard 79 31 Anderson (SC) 78 67

Furman

Average RPI Win:	231	WON-LOST	WINNING	LAST 10	STRENGTH OF	OPP. STRENGTH	TEAM	ADJ.	CONF.	ADJ CONF.
Average RPI Loss:	86	RECORD	PCT. RANK	GAMES	SCHEDULE	OF SCHEDULE	RPI	RPI	RPI	RPI
DIV. I ONLY	7- 10	222	5- 4	103	83	147	147	15	15	
DIV. I NON-CONF.	4- 8	242	2- 4	58	50	162	162	14	14	
TOTALS	RPI 1-25	RPI 26-50	W-L RECORDS	RPI 51-100	RPI 101-150	RPI 150+				
7- 10	0- 2	0- 2	OVERALL	0- 2	0- 2	7- 2				
3- 3	0- 0	0- 1	HOME	0- 1	0- 0	3- 1				
3- 6	0- 2	0- 1	AWAY	0- 1	0- 2	3- 0				
1- 1	0- 0	0- 0	NEUTRAL	0- 0	0- 0	1- 1				
4- 8	0- 2	0- 2	NON-CONFERENCE	0- 1	0- 2	4- 1				
2- 2	0- 0	0- 1	HOME	0- 1	0- 0	2- 0				
1- 5	0- 2	0- 1	AWAY	0- 0	0- 2	1- 0				
1- 1	0- 0	0- 0	NEUTRAL	0- 0	0- 0	1- 1				
3- 2	0- 0	0- 0	CONFERENCE	0- 1	0- 0	3- 1				
1- 1	0- 0	0- 0	HOME	0- 0	0- 0	1- 1				
2- 1	0- 0	0- 0	AWAY	0- 1	0- 0	2- 0				
0- 0	0- 0	0- 0	NEUTRAL	0- 0	0- 0	0- 0				

RPI 1-25				RPI 26-50				RPI 51-100				RPI 101+ Team's RPI: 147			
RPI	S	Opponent	Score	RPI	S	Opponent	Score	RPI	S	Opponent	Score	RPI	S	Opponent	Score
2	A	Stanford	48 66	31	H	Southern California	55 64	84	A	Hawaii	50 64	103	A	Pacific	78 86
3	A	UConn	37 97	35	A	St. Mary's (CA)	71 88	85	H	Sacramento St.	78 84	140	A	Hofstra	57 76
												153	N	Akron	71 58
												157	H	Long Beach St.	63 60
												188	H	Cal St. Northridge	52 56
												191	N	San Francisco	67 69
												218	A	Cal St. Fullerton	69 67
												255	A	Santa Clara	75 70
												256	H	San Jose St.	95 61
												279	A	UC Riverside	77 67
												302	H	Houston Baptist	63 58
LAST 12 Division I GAMES:															
84	A	Hawaii	50 64	302	H	Houston Baptist	63 58								
218	A	Cal St. Fullerton	69 67	255	A	Santa Clara	75 70								
279	A	UC Riverside	77 67	35	A	St. Mary's (CA)	71 88								
157	H	Long Beach St.	63 60	140	A	Hofstra	57 76								
188	H	Cal St. Northridge	52 56	3	A	UConn	37 97								
85	H	Sacramento St.	78 84	153	N	Akron	71 58								

Non-Div I Games: Simpson (CA) 78 46

UC Davis

Average RPI Win:	141	WON-LOST	WINNING	LAST 10	STRENGTH OF	OPP. STRENGTH	TEAM	ADJ.	CONF.	ADJ CONF.
Average RPI Loss:	79	RECORD	PCT. RANK	GAMES	SCHEDULE	OF SCHEDULE	RPI	RPI	RPI	RPI
DIV. I ONLY	6- 13	263	1- 9	28	54	148	148	7	7	
DIV. I NON-CONF.	5- 6	173	1- 3	14	57	84	84	7	7	
TOTALS	RPI 1-25	RPI 26-50	W-L RECORDS	RPI 51-100	RPI 101-150	RPI 150+				
6- 13	0- 3	1- 3	OVERALL	0- 3	3- 2	2- 2				
4- 5	0- 2	1- 1	HOME	0- 2	3- 0	0- 0				
1- 6	0- 1	0- 1	AWAY	0- 1	0- 1	1- 2				
1- 2	0- 0	0- 1	NEUTRAL	0- 0	0- 1	1- 0				
5- 6	0- 2	1- 2	NON-CONFERENCE	0- 1	2- 1	2- 0				
3- 2	0- 2	1- 0	HOME	0- 0	2- 0	0- 0				
1- 2	0- 0	0- 1	AWAY	0- 1	0- 0	1- 0				
1- 2	0- 0	0- 1	NEUTRAL	0- 0	0- 1	1- 0				
1- 7	0- 1	0- 1	CONFERENCE	0- 2	1- 1	0- 2				
1- 3	0- 0	0- 1	HOME	0- 2	1- 0	0- 0				
0- 4	0- 1	0- 0	AWAY	0- 0	0- 1	0- 2				
0- 0	0- 0	0- 0	NEUTRAL	0- 0	0- 0	0- 0				

RPI 1-25				RPI 26-50				RPI 51-100				RPI 101+ Team's RPI: 148			
RPI	S	Opponent	Score	RPI	S	Opponent	Score	RPI	S	Opponent	Score	RPI	S	Opponent	Score
13	A	St. John's (NY)	63 66	43	H	Princeton	66 64	68	H	Creighton	63 65	107	A	Seton Hall	62 73
17	H	Penn St.	68 77	46	H	DePaul	69 92	74	A	Florida	65 67	109	H	George Washington	78 57
22	H	California	52 67	47	A	South Dakota St.	80 86	97	H	Marquette	80 82	119	N	Western Ky.	55 57
				49	N	Michigan St.	54 67					124	H	Butler	85 79
												141	H	Richmond	82 78
												176	A	Xavier	68 85
												198	A	Providence	61 70
												204	A	Yale	66 65
												224	N	Nicholls St.	67 55
LAST 12 Division I GAMES:															
13	A	St. John's (NY)	63 66	97	H	Marquette	80 82								
46	H	DePaul	69 92	68	H	Creighton	63 65								
107	A	Seton Hall	62 73	74	A	Florida	65 67								
198	A	Providence	61 70	119	N	Western Ky.	55 57								
124	H	Butler	85 79	49	N	Michigan St.	54 67								
176	A	Xavier	68 85	204	A	Yale	66 65								

Non-Div I Games: Alas. Anchorage 92 78

Georgetown

■ Loss, 
■ Non-Conf, 
■ S Site, 
■ H Home 
■ A Away 
N Neutral

## Wyoming

Through Games Of Jan. 26, 2014

Average RPI Win: <b>221</b>	WON-LOST	WINNING	LAST 10	STRENGTH OF	OPP. STRENGTH	TEAM	ADJ.	CONF.	ADJ CONF.
Average RPI Loss: <b>186</b>	RECORD	PCT. RANK	GAMES	SCHEDULE	OF SCHEDULE	RPI	RPI	RPI	RPI
DIV. I ONLY	11- 5	77	7- 3	301	198	149	149	20	20
DIV. I NON-CONF.	8- 2	53	5- 1	268	186	105	105	23	23
TOTALS	RPI 1-25	RPI 26-50	W-L RECORDS	RPI 51-100	RPI 101-150	RPI 150+			
11- 5	0- 0	0- 0	OVERALL	1- 1	1- 0	9- 4			
7- 1	0- 0	0- 0	HOME	0- 1	1- 0	6- 0			
2- 4	0- 0	0- 0	AWAY	1- 0	0- 0	1- 4			
2- 0	0- 0	0- 0	NEUTRAL	0- 0	0- 0	2- 0			
8- 2	0- 0	0- 0	NON-CONFERENCE	1- 1	1- 0	6- 1			
4- 1	0- 0	0- 0	HOME	0- 1	1- 0	3- 0			
2- 1	0- 0	0- 0	AWAY	1- 0	0- 0	1- 1			
2- 0	0- 0	0- 0	NEUTRAL	0- 0	0- 0	2- 0			
3- 3	0- 0	0- 0	CONFERENCE	0- 0	0- 0	3- 3			
3- 0	0- 0	0- 0	HOME	0- 0	0- 0	3- 0			
0- 3	0- 0	0- 0	AWAY	0- 0	0- 0	0- 3			
0- 0	0- 0	0- 0	NEUTRAL	0- 0	0- 0	0- 0			

RPI S	Opponent	Score	RPI S	Opponent	Score	RPI S	Opponent	Score	RPI S	Opponent	Score	Team's RPI: 149
						55 H	Colorado	59 63	142 H	Ball St.	71 51	
						100 A	Idaho	72 64	156 H	Montana St.	72 62	
									160 H	Montana	79 65	
									181 A	Nevada	69 72	
									181 H	Nevada	72 64	
									192 A	South Dakota	78 82	
									236 H	Boise St.	55 48	
									245 H	Pepperdine	84 64	
									246 A	New Mexico	65 75	
									256 A	San Jose St.	68 74	
									275 A	Denver	73 70	
									290 N	North Dakota St.	72 69	
									311 N	SIU Edwardsville	87 63	
									339 H	Air Force	82 47	
LAST 12 Division I GAMES:												
			181 A	Nevada	69 72		100 A	Idaho	72 64			
			339 H	Air Force	82 47		160 H	Montana	79 65			
			256 A	San Jose St.	68 74		142 H	Ball St.	71 51			
			236 H	Boise St.	55 48		290 N	North Dakota St.	72 69			
			246 A	New Mexico	65 75		311 N	SIU Edwardsville	87 63			
			181 H	Nevada	72 64		55 H	Colorado	59 63			

Non-Div I Games: Mont. St.-Northern 71 57

Wyoming

  Loss, 
  Non-Conf, 
  S Site, 
H Home 
A Away 
N Neutral

Average RPI Win:	237	WON-LOST	WINNING	LAST 10	STRENGTH OF	OPP. STRENGTH	TEAM	ADJ.	CONF.	ADJ CONF.
Average RPI Loss:	109	RECORD	PCT. RANK	GAMES	SCHEDULE	OF SCHEDULE	RPI	RPI	RPI	RPI
DIV. I ONLY	11- 8	116	5- 5	167	205	150	150	10	10	
DIV. I NON-CONF.	8- 5	109	4- 2	220	266	173	173	12	12	
TOTALS	RPI 1-25	RPI 26-50	W-L RECORDS	RPI 51-100	RPI 101-150	RPI 150+				
11- 8	0- 1	0- 1	OVERALL	0- 2	1- 2	10- 2				
5- 4	0- 1	0- 1	HOME	0- 1	0- 0	5- 1				
4- 2	0- 0	0- 0	AWAY	0- 1	1- 1	3- 0				
2- 2	0- 0	0- 0	NEUTRAL	0- 0	0- 1	2- 1				
8- 5	0- 1	0- 0	NON-CONFERENCE	0- 1	1- 2	7- 1				
5- 1	0- 1	0- 0	HOME	0- 0	0- 0	5- 0				
1- 2	0- 0	0- 0	AWAY	0- 1	1- 1	0- 0				
2- 2	0- 0	0- 0	NEUTRAL	0- 0	0- 1	2- 1				
3- 3	0- 0	0- 1	CONFERENCE	0- 1	0- 0	3- 1				
0- 3	0- 0	0- 1	HOME	0- 1	0- 0	0- 1				
3- 0	0- 0	0- 0	AWAY	0- 0	0- 0	3- 0				
0- 0	0- 0	0- 0	NEUTRAL	0- 0	0- 0	0- 0				

RPI 1-25				RPI 26-50				RPI 51-100				RPI 101+ Team's RPI: 150			
RPI	S	Opponent	Score	RPI	S	Opponent	Score	RPI	S	Opponent	Score	RPI	S	Opponent	Score
12	H	Vanderbilt	76 87	30	H	Middle Tenn.	55 61	56	A	Chattanooga	56 63	115	N	Fairfield	54 59
								64	H	UTEP	76 85	131	A	Memphis	72 73
												141	A	Richmond	53 49
												161	A	Tulsa	76 65
												168	A	Old Dominion	80 64
												180	H	High Point	58 43
												187	N	Sam Houston St.	70 59
												195	H	FIU	52 63
												249	H	Arizona	63 53
												270	N	Western Ill.	65 71
												281	H	George Mason	67 64
												297	A	Marshall	63 57
												306	H	Samford	83 50
												318	H	Lipscomb	70 54
												322	N	Eastern Ill.	79 46
LAST 12 Division I GAMES:															
195	H	FIU	52 63	12	H	Vanderbilt	76 87	281	H	George Mason	67 64				
168	A	Old Dominion	80 64	30	H	Middle Tenn.	55 61	180	H	High Point	58 43				
161	A	Tulsa	76 65	297	A	Marshall	63 57	131	A	Memphis	72 73				
249	H	Arizona	63 53	64	H	UTEP	76 85	249	H	Arizona	63 53				
187	N	Sam Houston St.	70 59					187	N	Sam Houston St.	70 59				

Non-Div I Games:

UAB

■ Loss, 
 ■ Non-Conf, 
 S Site, 
 ■ Home 
 ■ Away 
 N Neutral

Average RPI Win:	275	WON-LOST	WINNING	LAST 10	STRENGTH OF	OPP. STRENGTH	TEAM	ADJ.	CONF.	ADJ CONF.
Average RPI Loss:	105	RECORD	PCT. RANK	GAMES	SCHEDULE	OF SCHEDULE	RPI	RPI	RPI	RPI
DIV. I ONLY	8- 9	187	6- 4	155	223	151	151	22	22	
DIV. I NON-CONF.	4- 6	210	2- 3	120	195	143	143	22	22	
TOTALS	RPI 1-25	RPI 26-50	W-L RECORDS	RPI 51-100	RPI 101-150	RPI 150+				
8- 9	0- 1	0- 1	OVERALL	0- 2	1- 3	7- 2				
4- 2	0- 0	0- 0	HOME	0- 0	0- 1	4- 1				
4- 7	0- 1	0- 1	AWAY	0- 2	1- 2	3- 1				
0- 0	0- 0	0- 0	NEUTRAL	0- 0	0- 0	0- 0				
4- 6	0- 1	0- 1	NON-CONFERENCE	0- 0	1- 3	3- 1				
1- 1	0- 0	0- 0	HOME	0- 0	0- 1	1- 0				
3- 5	0- 1	0- 1	AWAY	0- 0	1- 2	2- 1				
0- 0	0- 0	0- 0	NEUTRAL	0- 0	0- 0	0- 0				
4- 3	0- 0	0- 0	CONFERENCE	0- 2	0- 0	4- 1				
3- 1	0- 0	0- 0	HOME	0- 0	0- 0	3- 1				
1- 2	0- 0	0- 0	AWAY	0- 2	0- 0	1- 0				
0- 0	0- 0	0- 0	NEUTRAL	0- 0	0- 0	0- 0				

RPI 1-25				RPI 26-50				RPI 51-100				RPI 101+ Team's RPI: 151			
RPI	S	Opponent	Score	RPI	S	Opponent	Score	RPI	S	Opponent	Score	RPI	S	Opponent	Score
1	A	Duke	40 123	34	A	Indiana	38 87	73	A	Stetson	64 78	109	A	George Washington	56 83
								79	A	FGCU	45 72	133	A	Virginia Tech	61 65
												134	H	Col. of Charleston	71 75
												146	A	Furman	65 55
												180	A	High Point	69 75
												200	H	Northern Ky.	60 76
												219	H	Mercer	63 62
												261	A	UNC Asheville	67 66
												271	A	East Tenn. St.	63 62
												318	H	Lipscomb	92 69
												321	H	Kennesaw St.	72 64
												331	H	South Carolina St.	58 57
												333	A	UMES	87 83
LAST 12 Division I GAMES:															
321	H	Kennesaw St.	72 64	200	H	Northern Ky.	60 76	146	A	Furman	65 55	133	A	Virginia Tech	61 65
219	H	Mercer	63 62	79	A	FGCU	45 72	261	A	UNC Asheville	67 66	34	A	Indiana	38 87
271	A	East Tenn. St.	63 62	73	A	Stetson	64 78	109	A	George Washington	56 83				
318	H	Lipscomb	92 69												

Non-Div I Games: Converse 75 36

USC Upstate

■ Loss, 
 ■ Non-Conf, 
 ■ S Site, 
 ■ Home 
 ■ A Away 
 N Neutral

Average RPI Win:	244	WON-LOST	WINNING	LAST 10	STRENGTH OF	OPP. STRENGTH	TEAM	ADJ.	CONF.	ADJ CONF.
Average RPI Loss:	73	RECORD	PCT. RANK	GAMES	SCHEDULE	OF SCHEDULE	RPI	RPI	RPI	RPI
DIV. I ONLY	7- 11	233	1- 9	62	117	152	152	6	6	
DIV. I NON-CONF.	6- 4	114	0- 3	115	320	132	132	6	6	
TOTALS	RPI 1-25	RPI 26-50	W-L RECORDS	RPI 51-100	RPI 101-150	RPI 150+				
7- 11	0- 2	0- 2	OVERALL	0- 3	0- 3	7- 1				
4- 6	0- 1	0- 2	HOME	0- 2	0- 1	4- 0				
3- 5	0- 1	0- 0	AWAY	0- 1	0- 2	3- 1				
0- 0	0- 0	0- 0	NEUTRAL	0- 0	0- 0	0- 0				
6- 4	0- 0	0- 1	NON-CONFERENCE	0- 1	0- 1	6- 1				
4- 2	0- 0	0- 1	HOME	0- 1	0- 0	4- 0				
2- 2	0- 0	0- 0	AWAY	0- 0	0- 1	2- 1				
0- 0	0- 0	0- 0	NEUTRAL	0- 0	0- 0	0- 0				
1- 7	0- 2	0- 1	CONFERENCE	0- 2	0- 2	1- 0				
0- 4	0- 1	0- 1	HOME	0- 1	0- 1	0- 0				
1- 3	0- 1	0- 0	AWAY	0- 1	0- 1	1- 0				
0- 0	0- 0	0- 0	NEUTRAL	0- 0	0- 0	0- 0				

RPI	S	Opponent	Score	RPI	S	Opponent	Score	RPI	S	Opponent	Score	RPI	S	Opponent	Score	Team's RPI: 152
3	H	UConn	49 77	30	H	Middle Tenn.	51 63	54	A	Temple	54 75	106	A	Cincinnati	37 47	
7	A	Louisville	56 75	48	H	Rutgers	48 69	62	H	Iona	66 78	114	A	Charlotte	52 62	
								80	H	South Fla.	38 63	131	H	Memphis	52 88	
												173	A	Fla. Atlantic	69 82	
												195	H	FIU	71 66	
												203	A	Georgia St.	85 77	
												215	A	Oakland	57 54	
												248	H	Central Conn. St.	65 51	
												252	A	Houston	67 59	
												282	H	Howard	65 45	
												311	H	SIU Edwardsville	68 43	
LAST 12 Division I GAMES:																
106	A	Cincinnati	37 47	3	H	UConn	49 77									
48	H	Rutgers	48 69	252	A	Houston	67 59									
80	H	South Fla.	38 63	62	H	Iona	66 78									
7	A	Louisville	56 75	30	H	Middle Tenn.	51 63									
131	H	Memphis	52 88	173	A	Fla. Atlantic	69 82									
54	A	Temple	54 75	311	H	SIU Edwardsville	68 43									

Non-Div I Games: Flagler 84 79

UCF



# Akron

A  
k  
r  
o  
n

Akron

Page 153

Average RPI Win:	223	WON-LOST	WINNING	LAST 10	STRENGTH OF	OPP. STRENGTH	TEAM	ADJ.	CONF.	ADJ CONF.
Average RPI Loss:	77	RECORD	PCT. RANK	GAMES	SCHEDULE	OF SCHEDULE	RPI	RPI	RPI	RPI
DIV. I ONLY	9- 10	175	4- 6	119	79	154	154	4	4	
DIV. I NON-CONF.	7- 4	95	4- 0	250	256	177	177	1	1	
TOTALS	RPI 1-25	RPI 26-50	W-L RECORDS	RPI 51-100	RPI 101-150	RPI 150+				
9- 10	0- 3	0- 1	OVERALL	2- 3	0- 2	7- 1				
6- 4	0- 3	0- 0	HOME	0- 1	0- 0	6- 0				
3- 4	0- 0	0- 1	AWAY	2- 1	0- 1	1- 1				
0- 2	0- 0	0- 0	NEUTRAL	0- 1	0- 1	0- 0				
7- 4	0- 0	0- 0	NON-CONFERENCE	1- 2	0- 1	6- 1				
5- 1	0- 0	0- 0	HOME	0- 1	0- 0	5- 0				
2- 1	0- 0	0- 0	AWAY	1- 0	0- 0	1- 1				
0- 2	0- 0	0- 0	NEUTRAL	0- 1	0- 1	0- 0				
2- 6	0- 3	0- 1	CONFERENCE	1- 1	0- 1	1- 0				
1- 3	0- 3	0- 0	HOME	0- 0	0- 0	1- 0				
1- 3	0- 0	0- 1	AWAY	1- 1	0- 1	0- 0				
0- 0	0- 0	0- 0	NEUTRAL	0- 0	0- 0	0- 0				

RPI	S	Opponent	Score	RPI	S	Opponent	Score	RPI	S	Opponent	Score	RPI	S	Opponent	Score	Team's RPI: 154
2	H	Stanford	61 87	31	A	Southern California	47 55	51	A	UCLA	38 55	124	N	Butler	54 66	
11	H	Arizona St.	62 65					57	A	BYU	82 74	128	A	Washington	52 53	
22	H	California	59 68					70	A	Washington St.	59 57	181	H	Nevada	61 57	
								78	H	Nebraska	69 75	223	A	Utah St.	61 77	
								97	N	Marquette	65 72	225	A	UNLV	66 59	
												249	H	Arizona	60 57	
												275	H	Denver	73 56	
												304	H	UC Santa Barbara	66 57	
												306	H	Samford	69 49	
												341	H	Utah Valley	81 70	
LAST 12 Division I GAMES:																
249	H	Arizona	60 57	31	A	Southern California	47 55	51	A	UCLA	38 55					
11	H	Arizona St.	62 65					304	H	UC Santa Barbara	66 57					
70	A	Washington St.	59 57					306	H	Samford	69 49					
128	A	Washington	52 53					57	A	BYU	82 74					
22	H	California	59 68					341	H	Utah Valley	81 70					
2	H	Stanford	61 87													

Non-Div I Games:

Utah

Average RPI Win:	221	WON-LOST	WINNING	LAST 10	STRENGTH OF	OPP. STRENGTH	TEAM	ADJ.	CONF.	ADJ CONF.
Average RPI Loss:	114	RECORD	PCT. RANK	GAMES	SCHEDULE	OF SCHEDULE	RPI	RPI	RPI	RPI
DIV. I ONLY	7- 10	222	6- 4	70	221	155	155	18	18	
DIV. I NON-CONF.	5- 6	173	4- 2	49	240	121	121	17	17	
TOTALS	RPI 1-25	RPI 26-50	W-L RECORDS	RPI 51-100	RPI 101-150	RPI 150+				
7- 10	0- 1	0- 0	OVERALL	0- 3	1- 4	6- 2				
5- 3	0- 0	0- 0	HOME	0- 2	1- 1	4- 0				
2- 7	0- 1	0- 0	AWAY	0- 1	0- 3	2- 2				
0- 0	0- 0	0- 0	NEUTRAL	0- 0	0- 0	0- 0				
5- 6	0- 1	0- 0	NON-CONFERENCE	0- 2	1- 2	4- 1				
4- 1	0- 0	0- 0	HOME	0- 1	1- 0	3- 0				
1- 5	0- 1	0- 0	AWAY	0- 1	0- 2	1- 1				
0- 0	0- 0	0- 0	NEUTRAL	0- 0	0- 0	0- 0				
2- 4	0- 0	0- 0	CONFERENCE	0- 1	0- 2	2- 1				
1- 2	0- 0	0- 0	HOME	0- 1	0- 1	1- 0				
1- 2	0- 0	0- 0	AWAY	0- 0	0- 1	1- 1				
0- 0	0- 0	0- 0	NEUTRAL	0- 0	0- 0	0- 0				

RPI 1-25				RPI 26-50				RPI 51-100				RPI 101+ Team's RPI: 155			
RPI	S	Opponent	Score	RPI	S	Opponent	Score	RPI	S	Opponent	Score	RPI	S	Opponent	Score
7	A	Louisville	49 91					58	A	Arkansas	44 78	105	A	Indiana St.	57 74
								63	H	Wichita St.	68 98	113	A	IUPUI	65 76
								76	H	Quinnipiac	65 75	120	H	Missouri	67 53
												123	A	Arkansas St.	61 79
												144	H	UNI	60 68
												178	H	UALR	72 68
												189	H	Lamar	87 60
												205	A	Loyola Chicago	61 63
												238	H	Drake	89 66
												240	A	North Texas	85 79
												244	A	Eastern Ky.	61 65
												273	A	Bradley	85 56
												308	H	Southeast Mo. St.	77 66
LAST 12 Division I GAMES:															
105	A	Indiana St.	57 74	240	A	North Texas	85 79								
144	H	UNI	60 68	308	H	Southeast Mo. St.	77 66								
238	H	Drake	89 66	120	H	Missouri	67 53								
205	A	Loyola Chicago	61 63	189	H	Lamar	87 60								
273	A	Bradley	85 56	244	A	Eastern Ky.	61 65								
63	H	Wichita St.	68 98	7	A	Louisville	49 91								

Non-Div I Games:

Missouri St.

Average RPI Win:	234	WON-LOST	WINNING	LAST 10	STRENGTH OF	OPP. STRENGTH	TEAM	ADJ.	CONF.	ADJ CONF.
Average RPI Loss:	141	RECORD	PCT. RANK	GAMES	SCHEDULE	OF SCHEDULE	RPI	RPI	RPI	RPI
DIV. I ONLY	9- 6	107	6- 3	265	177	156	156	16	16	
DIV. I NON-CONF.	3- 4	193	1- 2	238	213	215	215	18	18	
TOTALS	RPI 1-25	RPI 26-50	W-L RECORDS	RPI 51-100	RPI 101-150	RPI 150+				
9- 6	0- 0	0- 1	OVERALL	1- 1	0- 2	8- 2				
5- 1	0- 0	0- 0	HOME	0- 0	0- 0	5- 1				
3- 4	0- 0	0- 0	AWAY	1- 1	0- 2	2- 1				
1- 1	0- 0	0- 1	NEUTRAL	0- 0	0- 0	1- 0				
3- 4	0- 0	0- 1	NON-CONFERENCE	0- 0	0- 2	3- 1				
2- 0	0- 0	0- 0	HOME	0- 0	0- 0	2- 0				
0- 3	0- 0	0- 0	AWAY	0- 0	0- 2	0- 1				
1- 1	0- 0	0- 1	NEUTRAL	0- 0	0- 0	1- 0				
6- 2	0- 0	0- 0	CONFERENCE	1- 1	0- 0	5- 1				
3- 1	0- 0	0- 0	HOME	0- 0	0- 0	3- 1				
3- 1	0- 0	0- 0	AWAY	1- 1	0- 0	2- 0				
0- 0	0- 0	0- 0	NEUTRAL	0- 0	0- 0	0- 0				

RPI S	Opponent	Score	RPI S	Opponent	Score	RPI S	Opponent	Score	RPI S	Opponent	Score	Team's RPI: 156
38 N	Villanova	55 79	85 A	Sacramento St.	95 107	128 A	Washington	60 83	149 A	Wyoming	62 72	
			95 A	North Dakota	76 65	164 A	Northern Colo.	68 55	188 H	Cal St. Northridge	85 69	
						206 H	Eastern Wash.	78 74	220 H	Idaho St.	63 74	
						226 A	Seattle	63 74	259 H	Portland St.	89 78	
						275 H	Denver	89 69	293 A	Northern Ariz.	80 72	
						309 H	Weber St.	87 71	315 N	Valparaiso	96 85	
LAST 12 Division I GAMES:												
220 H	Idaho St.	63 74	293 A	Northern Ariz.	80 72							
309 H	Weber St.	87 71	85 A	Sacramento St.	95 107							
95 A	North Dakota	76 65	128 A	Washington	60 83							
164 A	Northern Colo.	68 55	226 A	Seattle	63 74							
206 H	Eastern Wash.	78 74	315 N	Valparaiso	96 85							
259 H	Portland St.	89 78	38 N	Villanova	55 79							

Non-Div I Games: Carroll (MT) 50 36 Mont. St. Billings 58 49

Montana St.

Loss, Non-Conf, S Site, H Home A Away N Neutral

Average RPI Win:	225	WON-LOST	WINNING	LAST 10	STRENGTH OF	OPP. STRENGTH	TEAM	ADJ.	CONF.	ADJ CONF.
Average RPI Loss:	82	RECORD	PCT. RANK	GAMES	SCHEDULE	OF SCHEDULE	RPI	RPI	RPI	RPI
DIV. I ONLY	10- 9	146	5- 5	149	121	157	157	15	15	
DIV. I NON-CONF.	8- 6	125	3- 4	111	95	118	118	14	14	
TOTALS	RPI 1-25	RPI 26-50	W-L RECORDS	RPI 51-100	RPI 101-150	RPI 150+				
10- 9	0- 2	0- 3	OVERALL	1- 0	1- 2	8- 2				
8- 3	0- 0	0- 2	HOME	0- 0	1- 1	7- 0				
1- 6	0- 2	0- 1	AWAY	0- 0	0- 1	1- 2				
1- 0	0- 0	0- 0	NEUTRAL	1- 0	0- 0	0- 0				
8- 6	0- 2	0- 3	NON-CONFERENCE	1- 0	1- 0	6- 1				
6- 2	0- 0	0- 2	HOME	0- 0	1- 0	5- 0				
1- 4	0- 2	0- 1	AWAY	0- 0	0- 0	1- 1				
1- 0	0- 0	0- 0	NEUTRAL	1- 0	0- 0	0- 0				
2- 3	0- 0	0- 0	CONFERENCE	0- 0	0- 2	2- 1				
2- 1	0- 0	0- 0	HOME	0- 0	0- 1	2- 0				
0- 2	0- 0	0- 0	AWAY	0- 0	0- 1	0- 1				
0- 0	0- 0	0- 0	NEUTRAL	0- 0	0- 0	0- 0				

RPI 1-25				RPI 26-50				RPI 51-100				RPI 101+ Team's RPI: 157			
RPI	S	Opponent	Score	RPI	S	Opponent	Score	RPI	S	Opponent	Score	RPI	S	Opponent	Score
11	A	Arizona St.	67 74	26	H	San Diego	51 68	89	N	Harvard	72 67	104	H	Cal Poly	102 107
22	A	California	51 70	28	H	Florida St.	57 72					141	H	Richmond	73 61
				31	A	Southern California	72 89					147	A	UC Davis	60 63
												177	H	UC Irvine	84 75
												181	A	Nevada	61 91
												188	A	Cal St. Northridge	54 77
												191	A	San Francisco	85 82
												237	H	Loyola Marymount	76 66
												245	H	Pepperdine	74 61
												258	H	Miami (OH)	76 61
												275	H	Denver	88 68
												304	H	UC Santa Barbara	72 53
												336	H	Neb. Omaha	77 61
LAST 12 Division I GAMES:															
188	A	Cal St. Northridge	54 77	31	A	Southern California	72 89								
104	H	Cal Poly	102 107	28	H	Florida St.	57 72								
304	H	UC Santa Barbara	72 53	141	H	Richmond	73 61								
147	A	UC Davis	60 63	258	H	Miami (OH)	76 61								
177	H	UC Irvine	84 75	26	H	San Diego	51 68								
275	H	Denver	88 68	11	A	Arizona St.	67 74								

Non-Div I Games:

Long Beach St.

■ Loss, 
 ■ Non-Conf, 
 ■ S Site, 
 ■ Home 
 ■ A Away 
 N Neutral

Average RPI Win:	254	WON-LOST	WINNING	LAST 10	STRENGTH OF	OPP. STRENGTH	TEAM	ADJ.	CONF.	ADJ CONF.
Average RPI Loss:	102	RECORD	PCT. RANK	GAMES	SCHEDULE	OF SCHEDULE	RPI	RPI	RPI	RPI
DIV. I ONLY	10- 9	146	7- 3	196	159	158	158	9	9	
DIV. I NON-CONF.	5- 7	198	2- 3	263	174	226	226	9	9	
TOTALS	RPI 1-25	RPI 26-50	W-L RECORDS	RPI 51-100	RPI 101-150	RPI 150+				
10- 9	0- 1	0- 2	OVERALL	0- 3	2- 1	8- 2				
3- 4	0- 1	0- 1	HOME	0- 2	1- 0	2- 0				
6- 3	0- 0	0- 1	AWAY	0- 1	1- 1	5- 0				
1- 2	0- 0	0- 0	NEUTRAL	0- 0	0- 0	1- 2				
5- 7	0- 0	0- 2	NON-CONFERENCE	0- 2	0- 1	5- 2				
1- 3	0- 0	0- 1	HOME	0- 2	0- 0	1- 0				
3- 2	0- 0	0- 1	AWAY	0- 0	0- 1	3- 0				
1- 2	0- 0	0- 0	NEUTRAL	0- 0	0- 0	1- 2				
5- 2	0- 1	0- 0	CONFERENCE	0- 1	2- 0	3- 0				
2- 1	0- 1	0- 0	HOME	0- 0	1- 0	1- 0				
3- 1	0- 0	0- 0	AWAY	0- 1	1- 0	2- 0				
0- 0	0- 0	0- 0	NEUTRAL	0- 0	0- 0	0- 0				

RPI 1-25				RPI 26-50				RPI 51-100				RPI 101+				Team's RPI: 158	
RPI	S	Opponent	Score	RPI	S	Opponent	Score	RPI	S	Opponent	Score	RPI	S	Opponent	Score		
10	H	Saint Joseph's	52 64	38	H	Villanova	47 83	54	H	Temple	47 60	109	A	George Washington	77 68		
				48	A	Rutgers	57 59	65	H	Penn	54 64	115	A	Fairfield	59 64		
								75	A	St. Bonaventure	35 58	117	H	VCU	63 58		
												195	N	FIU	58 84		
												248	H	Central Conn. St.	71 60		
												278	H	Massachusetts	78 41		
												281	A	George Mason	65 50		
												284	A	Dartmouth	54 43		
												291	A	William & Mary	73 59		
												292	A	Manhattan	72 62		
												307	N	Tennessee St.	66 58		
												316	N	Binghamton	56 57		
												328	A	Rhode Island	50 44		
LAST 12 Division I GAMES:																	
				109	A	George Washington	77 68					328	A	Rhode Island	50 44		
				10	H	Saint Joseph's	52 64					316	N	Binghamton	56 57		
				75	A	St. Bonaventure	35 58					284	A	Dartmouth	54 43		
				278	H	Massachusetts	78 41					307	N	Tennessee St.	66 58		
				117	H	VCU	63 58					195	N	FIU	58 84		
				281	A	George Mason	65 50					38	H	Villanova	47 83		

Non-Div I Games:

La Salle

■ Loss, 
 ■ Non-Conf, 
 ■ S Site, 
 ■ H Home 
 ■ A Away 
 N Neutral

Average RPI Win:	239	WON-LOST	WINNING	LAST 10	STRENGTH OF	OPP. STRENGTH	TEAM	ADJ.	CONF.	ADJ CONF.
Average RPI Loss:	114	RECORD	PCT. RANK	GAMES	SCHEDULE	OF SCHEDULE	RPI	RPI	RPI	RPI
DIV. I ONLY	9- 10	175	6- 4	124	236	159	159	23	23	
DIV. I NON-CONF.	3- 8	268	1- 3	30	225	165	165	21	21	
TOTALS	RPI 1-25	RPI 26-50	W-L RECORDS	RPI 51-100	RPI 101-150	RPI 150+				
9- 10	0- 1	0- 1	OVERALL	0- 2	1- 4	8- 2				
5- 4	0- 0	0- 1	HOME	0- 0	1- 3	4- 0				
4- 6	0- 1	0- 0	AWAY	0- 2	0- 1	4- 1				
0- 0	0- 0	0- 0	NEUTRAL	0- 0	0- 0	0- 0				
3- 8	0- 1	0- 1	NON-CONFERENCE	0- 1	0- 4	3- 1				
1- 4	0- 0	0- 1	HOME	0- 0	0- 3	1- 0				
2- 4	0- 1	0- 0	AWAY	0- 1	0- 1	2- 1				
0- 0	0- 0	0- 0	NEUTRAL	0- 0	0- 0	0- 0				
6- 2	0- 0	0- 0	CONFERENCE	0- 1	1- 0	5- 1				
4- 0	0- 0	0- 0	HOME	0- 0	1- 0	3- 0				
2- 2	0- 0	0- 0	AWAY	0- 1	0- 0	2- 1				
0- 0	0- 0	0- 0	NEUTRAL	0- 0	0- 0	0- 0				

RPI 1-25				RPI 26-50				RPI 51-100				RPI 101+ Team's RPI: 159			
RPI	S	Opponent	Score	RPI	S	Opponent	Score	RPI	S	Opponent	Score	RPI	S	Opponent	Score
16	A	North Carolina St.	63 86	48	H	Rutgers	35 66	56	A	Chattanooga	64 72	114	H	Charlotte	60 76
								90	A	N.C. A&T	53 62	122	H	Winthrop	76 91
												127	A	Wake Forest	66 69
												141	H	Richmond	68 87
												146	H	Furman	73 66
												166	A	Clemson	77 57
												174	H	Elon	67 62
												180	A	High Point	65 100
												183	A	Mt. St. Mary's	83 82
												247	A	Appalachian St.	66 74
												250	H	Gardner-Webb	78 74
												283	H	UNC Greensboro	78 59
												305	A	Ga. Southern	79 66
												306	A	Samford	83 68
												334	H	Wofford	88 74
LAST 12 Division I GAMES:															
247	A	Appalachian St.	66 74	141	H	Richmond	68 87								
305	A	Ga. Southern	79 66	114	H	Charlotte	60 76								
283	H	UNC Greensboro	78 59	146	H	Furman	73 66								
174	H	Elon	67 62	334	H	Wofford	88 74								
56	A	Chattanooga	64 72	48	H	Rutgers	35 66								
306	A	Samford	83 68	250	H	Gardner-Webb	78 74								

Non-Div I Games:

Davidson

■ Loss, 
■ Non-Conf, 
■ S Site, 
■ H Home 
■ A Away 
N Neutral

Average RPI Loss: 140

Average RPI Win:	218	WON-LOST	WINNING	LAST 10	STRENGTH OF	OPP. STRENGTH	TEAM	ADJ.	CONF.	ADJ CONF.
Average RPI Loss:	140	RECORD	PCT. RANK	GAMES	SCHEDULE	OF SCHEDULE	RPI	RPI	RPI	RPI
DIV. I ONLY	10- 6	99	5- 5	276	142	160	160	16	16	
DIV. I NON-CONF.	5- 3	106	2- 2	264	138	167	167	18	18	
<hr/>										
TOTALS	RPI 1-25		RPI 26-50	W-L RECORDS	RPI 51-100	RPI 101-150		RPI 150+		
10- 6	0- 0		0- 0	OVERALL	1- 3	1- 1		8- 2		
7- 1	0- 0		0- 0	HOME	1- 1	1- 0		5- 0		
3- 4	0- 0		0- 0	AWAY	0- 2	0- 1		3- 1		
0- 1	0- 0		0- 0	NEUTRAL	0- 0	0- 0		0- 1		
5- 3	0- 0		0- 0	NON-CONFERENCE	1- 1	1- 1		3- 1		
3- 1	0- 0		0- 0	HOME	1- 1	1- 0		1- 0		
2- 1	0- 0		0- 0	AWAY	0- 0	0- 1		2- 0		
0- 1	0- 0		0- 0	NEUTRAL	0- 0	0- 0		0- 1		
5- 3	0- 0		0- 0	CONFERENCE	0- 2	0- 0		5- 1		
4- 0	0- 0		0- 0	HOME	0- 0	0- 0		4- 0		
1- 3	0- 0		0- 0	AWAY	0- 2	0- 0		1- 1		
0- 0	0- 0		0- 0	NEUTRAL	0- 0	0- 0		0- 0		

RPI 1-25				RPI 26-50				RPI 51-100				RPI 101+				Team's RPI: 160	
RPI	S	Opponent	Score	RPI	S	Opponent	Score	RPI	S	Opponent	Score	RPI	S	Opponent	Score		
								54	H	Temple	52 61	108	H	Portland	68 61		
								85	A	Sacramento St.	81 91	149	A	Wyoming	65 79		
								95	A	North Dakota	57 62	164	A	Northern Colo.	54 57		
								100	H	Idaho	59 56	177	H	UC Irvine	71 48		
												206	H	Eastern Wash.	81 64		
												220	H	Idaho St.	67 48		
												237	A	Loyola Marymount	49 47		
												259	H	Portland St.	94 58		
												275	A	Denver	84 58		
												290	N	North Dakota St.	53 70		
												293	A	Northern Ariz.	87 67		
												309	H	Weber St.	68 52		
LAST 12 Division I GAMES:																	
309	H	Weber St.	68 52	85	A	Sacramento St.	81 91										
220	H	Idaho St.	67 48	293	A	Northern Ariz.	87 67										
164	A	Northern Colo.	54 57	149	A	Wyoming	65 79										
95	A	North Dakota	57 62	54	H	Temple	52 61										
259	H	Portland St.	94 58	177	H	UC Irvine	71 48										
206	H	Eastern Wash.	81 64	100	H	Idaho	59 56										

Non-Div I Games:      Mont. St.-Northern 76    49

Montana

■ Loss, ■ Non-Conf, S Site, H Home A Away N Neutral



Average RPI Win: 232		WON-LOST	WINNING	LAST 10	STRENGTH OF	OPP. STRENGTH	TEAM	ADJ.	CONF.	ADJ CONF.
Average RPI Loss: 132		RECORD	PCT. RANK	GAMES	SCHEDULE	OF SCHEDULE	RPI	RPI	RPI	RPI
DIV. I ONLY		8- 7	141	5- 4	215	141	161	161	10	10
DIV. I NON-CONF.		5- 5	148	2- 4	270	146	205	205	12	12
TOTALS	RPI 1-25		RPI 26-50		W-L RECORDS	RPI 51-100	RPI 101-150		RPI 150+	
8- 7	0- 0		0- 0		OVERALL	0- 4	1- 1		7- 2	
4- 2	0- 0		0- 0		HOME	0- 0	0- 1		4- 1	
3- 4	0- 0		0- 0		AWAY	0- 3	1- 0		2- 1	
1- 1	0- 0		0- 0		NEUTRAL	0- 1	0- 0		1- 0	
5- 5	0- 0		0- 0		NON-CONFERENCE	0- 3	0- 0		5- 2	
3- 1	0- 0		0- 0		HOME	0- 0	0- 0		3- 1	
1- 3	0- 0		0- 0		AWAY	0- 2	0- 0		1- 1	
1- 1	0- 0		0- 0		NEUTRAL	0- 1	0- 0		1- 0	
3- 2	0- 0		0- 0		CONFERENCE	0- 1	1- 1		2- 0	
1- 1	0- 0		0- 0		HOME	0- 0	0- 1		1- 0	
2- 1	0- 0		0- 0		AWAY	0- 1	1- 0		1- 0	
0- 0	0- 0		0- 0		NEUTRAL	0- 0	0- 0		0- 0	

RPI 1-25				RPI 26-50				RPI 51-100				RPI 101+				Team's RPI: 161	
RPI	S	Opponent	Score	RPI	S	Opponent	Score	RPI	S	Opponent	Score	RPI	S	Opponent	Score		
								58	A	Arkansas	43 81	145	A	UTSA	73 62		
								64	A	UTEP	66 97	150	H	UAB	65 76		
								89	N	Harvard	57 61	189	A	Lamar	68 67		
								94	A	Kansas	78 82	195	H	FIU	78 73		
												207	H	Texas Southern	80 88		
												214	H	Oral Roberts	72 58		
												221	H	Western Mich.	60 59		
												260	A	Saint Louis	54 65		
												283	N	UNC Greensboro	76 71		
												297	A	Marshall	80 62		
												315	H	Valparaiso	84 70		
LAST 12 Division I GAMES:																	
				297	A	Marshall	80 62	283	N	UNC Greensboro	76 71						
				195	H	FIU	78 73	89	N	Harvard	57 61						
				150	H	UAB	65 76	94	A	Kansas	78 82						
				64	A	UTEP	66 97	58	A	Arkansas	43 81						
				145	A	UTSA	73 62	260	A	Saint Louis	54 65						
				315	H	Valparaiso	84 70	214	H	Oral Roberts	72 58						

Non-Div I Games:      Abilene Christian 81    61

Tulsa

■ Loss, ■ Non-Conf, S Site, H Home A Away N Neutral

Average RPI Win:	241	WON-LOST	WINNING	LAST 10	STRENGTH OF	OPP. STRENGTH	TEAM	ADJ.	CONF.	ADJ CONF.
Average RPI Loss:	129	RECORD	PCT. RANK	GAMES	SCHEDULE	OF SCHEDULE	RPI	RPI	RPI	RPI
DIV. I ONLY	9- 9	156	5- 4	199	194	162	162	10	10	
DIV. I NON-CONF.	6- 6	148	3- 2	213	232	187	187	12	12	
TOTALS	RPI 1-25	RPI 26-50	W-L RECORDS	RPI 51-100	RPI 101-150	RPI 150+				
9- 9	0- 1	0- 1	OVERALL	0- 2	0- 1	9- 4				
5- 2	0- 0	0- 0	HOME	0- 0	0- 0	5- 2				
3- 7	0- 1	0- 1	AWAY	0- 2	0- 1	3- 2				
1- 0	0- 0	0- 0	NEUTRAL	0- 0	0- 0	1- 0				
6- 6	0- 1	0- 1	NON-CONFERENCE	0- 1	0- 0	6- 3				
3- 2	0- 0	0- 0	HOME	0- 0	0- 0	3- 2				
2- 4	0- 1	0- 1	AWAY	0- 1	0- 0	2- 1				
1- 0	0- 0	0- 0	NEUTRAL	0- 0	0- 0	1- 0				
3- 3	0- 0	0- 0	CONFERENCE	0- 1	0- 1	3- 1				
2- 0	0- 0	0- 0	HOME	0- 0	0- 0	2- 0				
1- 3	0- 0	0- 0	AWAY	0- 1	0- 1	1- 1				
0- 0	0- 0	0- 0	NEUTRAL	0- 0	0- 0	0- 0				

RPI 1-25				RPI 26-50				RPI 51-100				RPI 101+ Team's RPI: 162			
RPI	S	Opponent	Score	RPI	S	Opponent	Score	RPI	S	Opponent	Score	RPI	S	Opponent	Score
25	A	Baylor	46 79	49	A	Michigan St.	68 81	55	A	Colorado	58 75	114	A	Charlotte	53 58
								77	A	East Carolina	47 53	173	A	Fla. Atlantic	69 97
												175	H	Southern U.	77 64
												187	H	Sam Houston St.	74 79
												189	A	Lamar	67 64
												195	A	FIU	59 41
												207	H	Texas Southern	61 54
												208	H	Louisiana Tech	82 68
												228	A	McNeese St.	54 65
												252	H	Houston	54 67
												277	H	Texas St.	74 61
												297	H	Marshall	74 68
												306	N	Samford	57 52
												312	A	Prairie View	77 63
LAST 12 Division I GAMES:															
114	A	Charlotte	53 58	189	A	Lamar	67 64	252	H	Houston	54 67	277	H	Texas St.	74 61
77	A	East Carolina	47 53	55	A	Colorado	58 75	306	N	Samford	57 52	187	H	Sam Houston St.	74 79
297	H	Marshall	74 68												
208	H	Louisiana Tech	82 68												
173	A	Fla. Atlantic	69 97												
195	A	FIU	59 41												

Non-Div I Games: Incarnate Word 72 57

Rice

Loss, Non-Conf, S Site, H Home A Away N Neutral

Average RPI Win:	267	WON-LOST	WINNING	LAST 10	STRENGTH OF	OPP. STRENGTH	TEAM	ADJ.	CONF.	ADJ CONF.
Average RPI Loss:	130	RECORD	PCT. RANK	GAMES	SCHEDULE	OF SCHEDULE	RPI	RPI	RPI	RPI
DIV. I ONLY	9- 9	156	5- 4	186	250	163	163	24	24	
DIV. I NON-CONF.	5- 7	198	3- 2	121	255	158	158	25	25	
TOTALS	RPI 1-25	RPI 26-50	W-L RECORDS	RPI 51-100	RPI 101-150	RPI 150+				
9- 9	0- 2	0- 0	OVERALL	0- 2	1- 2	8- 3				
5- 1	0- 0	0- 0	HOME	0- 1	0- 0	5- 0				
3- 6	0- 2	0- 0	AWAY	0- 1	0- 1	3- 2				
1- 2	0- 0	0- 0	NEUTRAL	0- 0	1- 1	0- 1				
5- 7	0- 2	0- 0	NON-CONFERENCE	0- 1	1- 2	4- 2				
2- 0	0- 0	0- 0	HOME	0- 0	0- 0	2- 0				
2- 5	0- 2	0- 0	AWAY	0- 1	0- 1	2- 1				
1- 2	0- 0	0- 0	NEUTRAL	0- 0	1- 1	0- 1				
4- 2	0- 0	0- 0	CONFERENCE	0- 1	0- 0	4- 1				
3- 1	0- 0	0- 0	HOME	0- 1	0- 0	3- 0				
1- 1	0- 0	0- 0	AWAY	0- 0	0- 0	1- 1				
0- 0	0- 0	0- 0	NEUTRAL	0- 0	0- 0	0- 0				

RPI 1-25				RPI 26-50				RPI 51-100				RPI 101+ Team's RPI: 163			
RPI	S	Opponent	Score	RPI	S	Opponent	Score	RPI	S	Opponent	Score	RPI	S	Opponent	Score
8	A	South Carolina	40 82					88	A	Mississippi St.	63 81	107	A	Seton Hall	42 51
25	A	Baylor	31 99					98	H	Hampton	46 70	143	N	Liberty	79 89
												145	N	UTSA	51 50
												179	A	Coppin St.	53 68
												199	N	Northwestern St.	56 77
												209	H	Florida A&M	80 68
												274	H	Bethune-Cookman	58 54
												280	A	Charleston So.	72 63
												280	H	Charleston So.	75 47
												282	A	Howard	65 49
												285	H	Troy	93 84
												314	A	Longwood	79 55
												326	A	Alabama St.	52 57
												333	H	UMES	63 46
LAST 12 Division I GAMES:															
98	H	Hampton	46 70	285	H	Troy	93 84	8	A	South Carolina	40 82	326	A	Alabama St.	52 57
209	H	Florida A&M	80 68	8	A	South Carolina	40 82	280	A	Charleston So.	72 63	314	A	Longwood	79 55
274	H	Bethune-Cookman	58 54	326	A	Alabama St.	52 57	143	N	Liberty	79 89				
282	A	Howard	65 49	280	A	Charleston So.	72 63								
179	A	Coppin St.	53 68	314	A	Longwood	79 55								
333	H	UMES	63 46	143	N	Liberty	79 89								

Non-Div I Games: Trinity Baptist 106 33 Columbia (SC) 88 41

Savannah St.

Loss, Non-Conf, S Site, H Home A Away N Neutral

## Northern Colo.

Through Games Of Jan. 26, 2014

Average RPI Win:	274	WON-LOST	WINNING	LAST 10	STRENGTH OF	OPP. STRENGTH	TEAM	ADJ.	CONF.	ADJ CONF.
Average RPI Loss:	90	RECORD	PCT. RANK	GAMES	SCHEDULE	OF SCHEDULE	RPI	RPI	RPI	RPI
DIV. I ONLY	9- 8	142	5- 5	190	253	164	164	16	16	
DIV. I NON-CONF.	5- 3	106	3- 0	204	272	152	152	18	18	
TOTALS	RPI 1-25	RPI 26-50	W-L RECORDS	RPI 51-100	RPI 101-150	RPI 150+				
9- 8	0- 0	0- 2	OVERALL	0- 4	0- 0	9- 2				
4- 4	0- 0	0- 1	HOME	0- 1	0- 0	4- 2				
5- 4	0- 0	0- 1	AWAY	0- 3	0- 0	5- 0				
0- 0	0- 0	0- 0	NEUTRAL	0- 0	0- 0	0- 0				
5- 3	0- 0	0- 2	NON-CONFERENCE	0- 1	0- 0	5- 0				
3- 1	0- 0	0- 1	HOME	0- 0	0- 0	3- 0				
2- 2	0- 0	0- 1	AWAY	0- 1	0- 0	2- 0				
0- 0	0- 0	0- 0	NEUTRAL	0- 0	0- 0	0- 0				
4- 5	0- 0	0- 0	CONFERENCE	0- 3	0- 0	4- 2				
1- 3	0- 0	0- 0	HOME	0- 1	0- 0	1- 2				
3- 2	0- 0	0- 0	AWAY	0- 2	0- 0	3- 0				
0- 0	0- 0	0- 0	NEUTRAL	0- 0	0- 0	0- 0				

RPI S	Opponent	Score	RPI S	Opponent	Score	RPI S	Opponent	Score	RPI S	Opponent	Score	Team's RPI: 164
26	H San Diego	56 69	64	A UTEP	40 63	156	H Montana St.	55 68				
29	A Oklahoma St.	51 87	85	A Sacramento St.	64 74	160	H Montana	57 54				
			95	A North Dakota	51 63	166	H Southern Utah	63 75				
			95	H North Dakota	65 68	220	A Idaho St.	62 55				
						240	H North Texas	75 69				
						275	H Denver	74 71				
						290	A North Dakota St.	74 70				
						293	A Northern Ariz.	86 82				
						309	A Weber St.	68 49				
						336	H Neb. Omaha	78 73				
						339	A Air Force	71 60				
LAST 12 Division I GAMES:												
85	A Sacramento St.	64 74	95	A North Dakota	51 63							
293	A Northern Ariz.	86 82	290	A North Dakota St.	74 70							
160	H Montana	57 54	95	H North Dakota	65 68							
156	H Montana St.	55 68	166	H Southern Utah	63 75							
220	A Idaho St.	62 55	240	H North Texas	75 69							
309	A Weber St.	68 49	336	H Neb. Omaha	78 73							

Non-Div I Games: Adams St. 58 49

Northern Colo.

■ Loss, 
 ■ Non-Conf, S Site, 
 ■ Home 
 ■ Away 
 N Neutral

Average RPI Win:	261	WON-LOST	WINNING	LAST 10	STRENGTH OF	OPP. STRENGTH	TEAM	ADJ.	CONF.	ADJ CONF.
Average RPI Loss:	113	RECORD	PCT. RANK	GAMES	SCHEDULE	OF SCHEDULE	RPI	RPI	RPI	RPI
DIV. I ONLY	7- 10	222	4- 6	116	232	165	165	13	13	
DIV. I NON-CONF.	4- 6	210	1- 3	24	274	93	93	13	13	
TOTALS	RPI 1-25	RPI 26-50	W-L RECORDS	RPI 51-100	RPI 101-150	RPI 150+				
7- 10	0- 2	0- 1	OVERALL	0- 1	0- 2	7- 4				
3- 2	0- 0	0- 0	HOME	0- 0	0- 1	3- 1				
3- 6	0- 1	0- 1	AWAY	0- 1	0- 0	3- 3				
1- 2	0- 1	0- 0	NEUTRAL	0- 0	0- 1	1- 0				
4- 6	0- 2	0- 1	NON-CONFERENCE	0- 1	0- 1	4- 1				
1- 0	0- 0	0- 0	HOME	0- 0	0- 0	1- 0				
2- 4	0- 1	0- 1	AWAY	0- 1	0- 0	2- 1				
1- 2	0- 1	0- 0	NEUTRAL	0- 0	0- 1	1- 0				
3- 4	0- 0	0- 0	CONFERENCE	0- 0	0- 1	3- 3				
2- 2	0- 0	0- 0	HOME	0- 0	0- 1	2- 1				
1- 2	0- 0	0- 0	AWAY	0- 0	0- 0	1- 2				
0- 0	0- 0	0- 0	NEUTRAL	0- 0	0- 0	0- 0				

RPI 1-25				RPI 26-50				RPI 51-100				RPI 101+ Team's RPI: 165			
RPI	S	Opponent	Score	RPI	S	Opponent	Score	RPI	S	Opponent	Score	RPI	S	Opponent	Score
7	A	Louisville	33 90	45	A	James Madison	33 56	77	A	East Carolina	47 76	111	N	Ill.-Chicago	67 76
21	N	Maryland	60 84									142	H	Ball St.	63 79
												153	A	Akron	56 80
												176	H	Xavier	94 88
												182	A	Cleveland St.	64 76
												193	H	Toledo	62 64
												194	A	Northern Ill.	51 74
												221	H	Western Mich.	70 53
												244	A	Eastern Ky.	60 52
												258	H	Miami (OH)	97 79
												264	A	Morehead St.	64 56
												319	A	Kent St.	76 59
												346	N	UMBC	84 36
LAST 12 Division I GAMES:															
193	H	Toledo	62 64	194	A	Northern Ill.	51 74								
153	A	Akron	56 80	346	N	UMBC	84 36								
142	H	Ball St.	63 79	45	A	James Madison	33 56								
319	A	Kent St.	76 59	77	A	East Carolina	47 76								
221	H	Western Mich.	70 53	182	A	Cleveland St.	64 76								
258	H	Miami (OH)	97 79	21	N	Maryland	60 84								

Non-Div I Games: Notre Dame (OH) 72 55

Ohio

■ Loss, 
■ Non-Conf, 
■ S Site, 
■ H Home 
■ A Away 
N Neutral

## Southern Utah

Through Games Of Jan. 26, 2014

Average RPI Win:	243	WON-LOST	WINNING	LAST 10	STRENGTH OF	OPP. STRENGTH	TEAM	ADJ.	CONF.	ADJ CONF.
Average RPI Loss:	168	RECORD	PCT. RANK	GAMES	SCHEDULE	OF SCHEDULE	RPI	RPI	RPI	RPI
DIV. I ONLY	9- 6	107	5- 4	297	227	166	166	16	16	
DIV. I NON-CONF.	4- 3	125	1- 2	291	318	168	168	18	18	
TOTALS	RPI 1-25	RPI 26-50	W-L RECORDS	RPI 51-100	RPI 101-150	RPI 150+				
9- 6	0- 0	0- 1	OVERALL	1- 2	0- 0	8- 3				
4- 1	0- 0	0- 0	HOME	0- 0	0- 0	4- 1				
5- 4	0- 0	0- 0	AWAY	1- 2	0- 0	4- 2				
0- 1	0- 0	0- 1	NEUTRAL	0- 0	0- 0	0- 0				
4- 3	0- 0	0- 1	NON-CONFERENCE	0- 1	0- 0	4- 1				
1- 0	0- 0	0- 0	HOME	0- 0	0- 0	1- 0				
3- 2	0- 0	0- 0	AWAY	0- 1	0- 0	3- 1				
0- 1	0- 0	0- 1	NEUTRAL	0- 0	0- 0	0- 0				
5- 3	0- 0	0- 0	CONFERENCE	1- 1	0- 0	4- 2				
3- 1	0- 0	0- 0	HOME	0- 0	0- 0	3- 1				
2- 2	0- 0	0- 0	AWAY	1- 1	0- 0	1- 1				
0- 0	0- 0	0- 0	NEUTRAL	0- 0	0- 0	0- 0				

RPI 1-25				RPI 26-50				RPI 51-100				RPI 101+				Team's RPI: 166	
RPI	S	Opponent	Score	RPI	S	Opponent	Score	RPI	S	Opponent	Score	RPI	S	Opponent	Score		
				40	N	Georgia Tech	60 85	55	A	Colorado	59 75	164	A	Northern Colo.	75 63		
								85	A	Sacramento St.	97 79	206	H	Eastern Wash.	62 61		
								95	A	North Dakota	68 71	220	H	Idaho St.	65 69		
												236	A	Boise St.	90 86		
												259	H	Portland St.	69 60		
												262	A	A&M-Corpus Christi	74 67		
												293	A	Northern Ariz.	77 82		
												302	A	Houston Baptist	77 88		
												309	H	Weber St.	76 64		
												323	A	LIU Brooklyn	57 44		
												341	H	Utah Valley	74 63		
LAST 12 Division I GAMES:																	
				206	H	Eastern Wash.	62 61	95	A	North Dakota	68 71						
				259	H	Portland St.	69 60	55	A	Colorado	59 75						
				220	H	Idaho St.	65 69	164	A	Northern Colo.	75 63						
				309	H	Weber St.	76 64	323	A	LIU Brooklyn	57 44						
				293	A	Northern Ariz.	77 82	40	N	Georgia Tech	60 85						
				85	A	Sacramento St.	97 79	341	H	Utah Valley	74 63						

Non-Div I Games: Westminster (UT) 68 65 Arizona Christian 101 44

Southern Utah

Loss, Non-Conf, S Site, H Home A Away N Neutral

Average RPI Win:	230	WON-LOST	WINNING	LAST 10	STRENGTH OF	OPP. STRENGTH	TEAM	ADJ.	CONF.	ADJ CONF.
Average RPI Loss:	77	RECORD	PCT. RANK	GAMES	SCHEDULE	OF SCHEDULE	RPI	RPI	RPI	RPI
DIV. I ONLY	10- 11	172	3- 7	142	69	166	166	2	2	
DIV. I NON-CONF.	8- 6	125	2- 3	295	139	209	209	4	4	
TOTALS	RPI 1-25	RPI 26-50	W-L RECORDS	RPI 51-100	RPI 101-150	RPI 150+				
10- 11	0- 4	0- 3	OVERALL	3- 0	1- 1	6- 3				
6- 6	0- 1	0- 2	HOME	1- 0	1- 1	4- 2				
3- 4	0- 3	0- 0	AWAY	1- 0	0- 0	2- 1				
1- 1	0- 0	0- 1	NEUTRAL	1- 0	0- 0	0- 0				
8- 6	0- 1	0- 2	NON-CONFERENCE	2- 0	0- 0	6- 3				
4- 4	0- 1	0- 1	HOME	0- 0	0- 0	4- 2				
3- 1	0- 0	0- 0	AWAY	1- 0	0- 0	2- 1				
1- 1	0- 0	0- 1	NEUTRAL	1- 0	0- 0	0- 0				
2- 5	0- 3	0- 1	CONFERENCE	1- 0	1- 1	0- 0				
2- 2	0- 0	0- 1	HOME	1- 0	1- 1	0- 0				
0- 3	0- 3	0- 0	AWAY	0- 0	0- 0	0- 0				
0- 0	0- 0	0- 0	NEUTRAL	0- 0	0- 0	0- 0				

RPI 1-25				RPI 26-50				RPI 51-100				RPI 101+ Team's RPI: 166			
RPI	S	Opponent	Score	RPI	S	Opponent	Score	RPI	S	Opponent	Score	RPI	S	Opponent	Score
4	A	Notre Dame	51 71	30	H	Middle Tenn.	51 76	68	N	Creighton	56 52	118	H	Pittsburgh	77 67
8	H	South Carolina	43 68	36	N	Oregon St.	41 74	80	A	South Fla.	68 63	127	H	Wake Forest	61 68
15	A	Syracuse	75 84	40	H	Georgia Tech	68 89	96	H	Miami (FL)	60 52	159	H	Davidson	57 77
18	A	North Carolina	55 78									188	H	Cal St. Northridge	53 69
												225	A	UNLV	54 63
												283	A	UNC Greensboro	77 71
												320	A	NJIT	84 37
												329	H	North Florida	48 44
												331	H	South Carolina St.	88 46
												334	H	Wofford	72 50
												342	H	Radford	41 39
LAST 12 Division I GAMES:															
96	H	Miami (FL)	60 52	4	A	Notre Dame	51 71								
15	A	Syracuse	75 84	320	A	NJIT	84 37								
127	H	Wake Forest	61 68	30	H	Middle Tenn.	51 76								
18	A	North Carolina	55 78	36	N	Oregon St.	41 74								
118	H	Pittsburgh	77 67	68	N	Creighton	56 52								
40	H	Georgia Tech	68 89	225	A	UNLV	54 63								

Non-Div I Games:

Clemson

■ Loss, 
■ Non-Conf, 
■ S Site, 
■ H Home 
■ A Away 
N Neutral

Average RPI Win:	249	WON-LOST	WINNING	LAST 10	STRENGTH OF	OPP. STRENGTH	TEAM	ADJ.	CONF.	ADJ CONF.
Average RPI Loss:	80	RECORD	PCT. RANK	GAMES	SCHEDULE	OF SCHEDULE	RPI	RPI	RPI	RPI
DIV. I ONLY	9- 11	199	4- 6	134	114	168	168	10	10	
DIV. I NON-CONF.	7- 7	148	3- 3	257	99	202	202	12	12	
TOTALS	RPI 1-25	RPI 26-50	W-L RECORDS	RPI 51-100	RPI 101-150	RPI 150+				
9- 11	0- 1	0- 4	OVERALL	1- 1	0- 5	8- 0				
6- 3	0- 0	0- 0	HOME	0- 1	0- 2	6- 0				
2- 6	0- 1	0- 2	AWAY	1- 0	0- 3	1- 0				
1- 2	0- 0	0- 2	NEUTRAL	0- 0	0- 0	1- 0				
7- 7	0- 1	0- 3	NON-CONFERENCE	0- 0	0- 3	7- 0				
5- 1	0- 0	0- 0	HOME	0- 0	0- 1	5- 0				
1- 4	0- 1	0- 1	AWAY	0- 0	0- 2	1- 0				
1- 2	0- 0	0- 2	NEUTRAL	0- 0	0- 0	1- 0				
2- 4	0- 0	0- 1	CONFERENCE	1- 1	0- 2	1- 0				
1- 2	0- 0	0- 0	HOME	0- 1	0- 1	1- 0				
1- 2	0- 0	0- 1	AWAY	1- 0	0- 1	0- 0				
0- 0	0- 0	0- 0	NEUTRAL	0- 0	0- 0	0- 0				

RPI 1-25				RPI 26-50				RPI 51-100				RPI 101+ Team's RPI: 168			
RPI	S	Opponent	Score	RPI	S	Opponent	Score	RPI	S	Opponent	Score	RPI	S	Opponent	Score
1	A	Duke	63 87	30	A	Middle Tenn.	49 62	87	A	Southern Miss.	92 82	114	A	Charlotte	59 80
				32	A	Ohio St.	60 75	99	H	Tulane	62 92	117	A	VCU	68 81
				41	N	Bowling Green	58 77					118	A	Pittsburgh	49 63
				50	N	Marist	82 87					133	H	Virginia Tech	61 73
												150	H	UAB	64 80
												173	H	Fla. Atlantic	80 44
												197	N	Boston U.	62 56
												222	H	N.C. Central	68 44
												272	H	Delaware St.	97 67
												291	A	William & Mary	60 49
												325	H	UMass Lowell	90 57
												333	H	UMES	82 57
												342	H	Radford	56 37
LAST 12 Division I GAMES:															
				30	A	Middle Tenn.	49 62					222	H	N.C. Central	68 44
				150	H	UAB	64 80					1	A	Duke	63 87
				173	H	Fla. Atlantic	80 44					117	A	VCU	68 81
				87	A	Southern Miss.	92 82					291	A	William & Mary	60 49
				99	H	Tulane	62 92					118	A	Pittsburgh	49 63
				114	A	Charlotte	59 80					333	H	UMES	82 57

Non-Div I Games:

Old Dominion

■ Loss, 
 ■ Non-Conf, 
 ■ S Site, 
 ■ H Home 
 ■ A Away 
 N Neutral



Stony Brook

Through Games Of Jan. 26, 2014

Average RPI Win:	290	WON-LOST	WINNING	LAST 10	STRENGTH OF	OPP. STRENGTH	TEAM	ADJ.	CONF.	ADJ CONF.
Average RPI Loss:	105	RECORD	PCT. RANK	GAMES	SCHEDULE	OF SCHEDULE	RPI	RPI	RPI	RPI
DIV. I ONLY	15- 5	44	8- 2	342	264	169	169	31	31	
DIV. I NON-CONF.	9- 4	81	4- 1	331	192	171	171	31	31	
TOTALS	RPI 1-25	RPI 26-50	W-L RECORDS	RPI 51-100	RPI 101-150	RPI 150+				
15- 5	0- 0	0- 1	OVERALL	0- 2	1- 1	14- 1				
7- 1	0- 0	0- 0	HOME	0- 1	0- 0	7- 0				
8- 4	0- 0	0- 1	AWAY	0- 1	1- 1	7- 1				
0- 0	0- 0	0- 0	NEUTRAL	0- 0	0- 0	0- 0				
9- 4	0- 0	0- 1	NON-CONFERENCE	0- 2	1- 1	8- 0				
4- 1	0- 0	0- 0	HOME	0- 1	0- 0	4- 0				
5- 3	0- 0	0- 1	AWAY	0- 1	1- 1	4- 0				
0- 0	0- 0	0- 0	NEUTRAL	0- 0	0- 0	0- 0				
6- 1	0- 0	0- 0	CONFERENCE	0- 0	0- 0	6- 1				
3- 0	0- 0	0- 0	HOME	0- 0	0- 0	3- 0				
3- 1	0- 0	0- 0	AWAY	0- 0	0- 0	3- 1				
0- 0	0- 0	0- 0	NEUTRAL	0- 0	0- 0	0- 0				

RPI S	Opponent	Score	RPI S	Opponent	Score	RPI S	Opponent	Score	RPI S	Opponent	Score	Team's RPI: 169
33	A Iowa	40 78	53	A Navy	54 72	107	A Seton Hall	65 80				
			91	H Army	67 75	130	A Lafayette	71 61				
						216	H Hartford	61 57				
						239	A New Hampshire	68 71				
						250	A Maine	65 49				
						273	A Bradley	83 79				
						287	H Wagner	70 51				
						297	H Morgan St.	79 55				
						300	A Saint Peter's	77 47				
						310	A Columbia	57 54				
						316	A Binghamton	48 45				
						317	H Monmouth	69 52				
						320	H NJIT	50 44				
						325	H UMass Lowell	86 63				
						327	A Vermont	83 49				
						343	A Fairleigh Dickinson	68 58				
						346	H UMBC	66 62				
LAST 12 Division I GAMES:												
250	A Maine	65 49	216	H Hartford	61 57							
327	A Vermont	83 49	310	A Columbia	57 54							
346	H UMBC	66 62	107	A Seton Hall	65 80							
325	H UMass Lowell	86 63	287	H Wagner	70 51							
316	A Binghamton	48 45	317	H Monmouth	69 52							
239	A New Hampshire	68 71	130	A Lafayette	71 61							

Non-Div I Games:

Stony Brook

Loss, Non-Conf, S Site, H Home A Away N Neutral

Average RPI Win:	256	WON-LOST	WINNING	LAST 10	STRENGTH OF	OPP. STRENGTH	TEAM	ADJ.	CONF.	ADJ CONF.
Average RPI Loss:	82	RECORD	PCT. RANK	GAMES	SCHEDULE	OF SCHEDULE	RPI	RPI	RPI	RPI
DIV. I ONLY	7- 10	222	6- 4	81	131	170	170	20	20	
DIV. I NON-CONF.	3- 7	259	2- 3	27	36	161	161	23	23	
TOTALS	RPI 1-25	RPI 26-50	W-L RECORDS	RPI 51-100	RPI 101-150	RPI 150+				
7- 10	0- 3	0- 2	OVERALL	0- 2	1- 1	6- 2				
5- 5	0- 2	0- 1	HOME	0- 1	0- 1	5- 0				
2- 5	0- 1	0- 1	AWAY	0- 1	1- 0	1- 2				
0- 0	0- 0	0- 0	NEUTRAL	0- 0	0- 0	0- 0				
3- 7	0- 3	0- 2	NON-CONFERENCE	0- 2	0- 0	3- 0				
2- 4	0- 2	0- 1	HOME	0- 1	0- 0	2- 0				
1- 3	0- 1	0- 1	AWAY	0- 1	0- 0	1- 0				
0- 0	0- 0	0- 0	NEUTRAL	0- 0	0- 0	0- 0				
4- 3	0- 0	0- 0	CONFERENCE	0- 0	1- 1	3- 2				
3- 1	0- 0	0- 0	HOME	0- 0	0- 1	3- 0				
1- 2	0- 0	0- 0	AWAY	0- 0	1- 0	0- 2				
0- 0	0- 0	0- 0	NEUTRAL	0- 0	0- 0	0- 0				

RPI 1-25				RPI 26-50				RPI 51-100				RPI 101+ Team's RPI: 170			
RPI	S	Opponent	Score	RPI	S	Opponent	Score	RPI	S	Opponent	Score	RPI	S	Opponent	Score
8	H	South Carolina	54 88	26	H	San Diego	45 48	51	H	UCLA	55 56	121	H	Colorado St.	61 64
16	H	North Carolina St.	67 84	31	A	Southern California	61 65	85	A	Sacramento St.	89 93	132	A	Fresno St.	70 69
19	A	Texas A&M	35 72									223	H	Utah St.	88 72
												225	A	UNLV	59 74
												236	A	Boise St.	64 73
												256	H	San Jose St.	88 65
												258	H	Miami (OH)	75 64
												279	H	UC Riverside	58 57
												304	A	UC Santa Barbara	71 67
												339	H	Air Force	72 39
LAST 12 Division I GAMES:															
223	H	Utah St.	88 72	121	H	Colorado St.	61 64								
256	H	San Jose St.	88 65	16	H	North Carolina St.	67 84								
225	A	UNLV	59 74	279	H	UC Riverside	58 57								
132	A	Fresno St.	70 69	258	H	Miami (OH)	75 64								
339	H	Air Force	72 39	51	H	UCLA	55 56								
236	A	Boise St.	64 73	19	A	Texas A&M	35 72								

Non-Div I Games:

San Diego St.

■ Loss, 
■ Non-Conf, 
■ S Site, 
■ H Home 
■ A Away 
N Neutral

## Sacred Heart

Through Games Of Jan. 26, 2014

Average RPI Win:	247	WON-LOST	WINNING	LAST 10	STRENGTH OF	OPP. STRENGTH	TEAM	ADJ.	CONF.	ADJ CONF.
Average RPI Loss:	114	RECORD	PCT. RANK	GAMES	SCHEDULE	OF SCHEDULE	RPI	RPI	RPI	RPI
DIV. I ONLY	8- 10	202	6- 4	117	200	171	171	27	27	
DIV. I NON-CONF.	3- 8	268	1- 4	45	148	180	180	27	27	
TOTALS	RPI 1-25	RPI 26-50	W-L RECORDS	RPI 51-100	RPI 101-150	RPI 150+				
8- 10	0- 2	0- 2	OVERALL	0- 2	0- 1	8- 3				
5- 4	0- 1	0- 1	HOME	0- 1	0- 0	5- 1				
3- 5	0- 1	0- 1	AWAY	0- 0	0- 1	3- 2				
0- 1	0- 0	0- 0	NEUTRAL	0- 1	0- 0	0- 0				
3- 8	0- 2	0- 2	NON-CONFERENCE	0- 2	0- 0	3- 2				
1- 4	0- 1	0- 1	HOME	0- 1	0- 0	1- 1				
2- 3	0- 1	0- 1	AWAY	0- 0	0- 0	2- 1				
0- 1	0- 0	0- 0	NEUTRAL	0- 1	0- 0	0- 0				
5- 2	0- 0	0- 0	CONFERENCE	0- 0	0- 1	5- 1				
4- 0	0- 0	0- 0	HOME	0- 0	0- 0	4- 0				
1- 2	0- 0	0- 0	AWAY	0- 0	0- 1	1- 1				
0- 0	0- 0	0- 0	NEUTRAL	0- 0	0- 0	0- 0				

RPI 1-25				RPI 26-50				RPI 51-100				RPI 101+ Team's RPI: 171			
RPI	S	Opponent	Score	RPI	S	Opponent	Score	RPI	S	Opponent	Score	RPI	S	Opponent	Score
11	A	Arizona St.	49 81	38	H	Villanova	59 62	62	H	Iona	62 86	112	A	St. Francis Brooklyn	49 69
13	H	St. John's (NY)	72 77	48	A	Rutgers	51 71	89	N	Harvard	63 74	183	A	Mt. St. Mary's	84 78
												204	A	Yale	67 54
												216	H	Hartford	64 70
												235	H	Saint Francis (PA)	95 88
												248	H	Central Conn. St.	77 59
												250	H	Maine	76 75
												265	A	Siena	53 58
												268	H	Robert Morris	71 57
												287	A	Wagner	70 79
												287	H	Wagner	63 46
												300	A	Saint Peter's	76 73
LAST 12 Division I GAMES:															
287	H	Wagner	63 46	235	H	Saint Francis (PA)	95 88								
248	H	Central Conn. St.	77 59	250	H	Maine	76 75								
112	A	St. Francis Brooklyn	49 69	216	H	Hartford	64 70								
287	A	Wagner	70 79	48	A	Rutgers	51 71								
183	A	Mt. St. Mary's	84 78	89	N	Harvard	63 74								
268	H	Robert Morris	71 57	11	A	Arizona St.	49 81								

Non-Div I Games:

Sacred Heart

■ Loss, 
 ■ Non-Conf, 
 ■ S Site, 
 ■ H Home 
 ■ A Away 
 N Neutral

Average RPI Win:	258	WON-LOST	WINNING	LAST 10	STRENGTH OF	OPP. STRENGTH	TEAM	ADJ.	CONF.	ADJ CONF.
Average RPI Loss:	120	RECORD	PCT. RANK	GAMES	SCHEDULE	OF SCHEDULE	RPI	RPI	RPI	RPI
DIV. I ONLY	9- 6	107	4- 5	307	173	172	172	13	13	
DIV. I NON-CONF.	7- 1	28	3- 1	338	187	116	116	13	13	
TOTALS	RPI 1-25	RPI 26-50	W-L RECORDS	RPI 51-100	RPI 101-150	RPI 150+				
9- 6	0- 0	0- 1	OVERALL	0- 1	1- 2	8- 2				
3- 2	0- 0	0- 0	HOME	0- 0	1- 1	2- 1				
4- 4	0- 0	0- 1	AWAY	0- 1	0- 1	4- 1				
2- 0	0- 0	0- 0	NEUTRAL	0- 0	0- 0	2- 0				
7- 1	0- 0	0- 0	NON-CONFERENCE	0- 1	1- 0	6- 0				
2- 0	0- 0	0- 0	HOME	0- 0	1- 0	1- 0				
3- 1	0- 0	0- 0	AWAY	0- 1	0- 0	3- 0				
2- 0	0- 0	0- 0	NEUTRAL	0- 0	0- 0	2- 0				
2- 5	0- 0	0- 1	CONFERENCE	0- 0	0- 2	2- 2				
1- 2	0- 0	0- 0	HOME	0- 0	0- 1	1- 1				
1- 3	0- 0	0- 1	AWAY	0- 0	0- 1	1- 1				
0- 0	0- 0	0- 0	NEUTRAL	0- 0	0- 0	0- 0				

RPI 1-25			RPI 26-50			RPI 51-100			RPI 101+			Team's RPI: 172
RPI	S	Opponent	Score	RPI	S	Opponent	Score	RPI	S	Opponent	Score	Score
				41	A	Bowling Green	57 71	67	A	Michigan	75 89	124 H Butler 81 76
												125 A Buffalo 83 84
												142 H Ball St. 66 70
												153 H Akron 79 101
												182 A Cleveland St. 84 70
												194 A Northern Ill. 54 77
												205 A Loyola Chicago 82 64
												221 H Western Mich. 83 77
												287 N Wagner 69 56
												317 N Monmouth 64 53
												319 A Kent St. 88 70
												330 H UMKC 75 66
												337 A Detroit 104 96
LAST 12 Division I GAMES:												
153	H	Akron	79 101	319	A	Kent St.	88 70					
41	A	Bowling Green	57 71	317	N	Monmouth	64 53					
125	A	Buffalo	83 84	287	N	Wagner	69 56					
221	H	Western Mich.	83 77	337	A	Detroit	104 96					
194	A	Northern Ill.	54 77	67	A	Michigan	75 89					
142	H	Ball St.	66 70	330	H	UMKC	75 66					

Non-Div I Games: Madonna 101 52 Lawrence Tech 95 62 Marygrove 120 35

Eastern Mich.

Fla. Atlantic

Through Games Of Jan. 26, 2014

Average RPI Win:	239	WON-LOST	WINNING	LAST 10	STRENGTH OF	OPP. STRENGTH	TEAM	ADJ.	CONF.	ADJ CONF.
Average RPI Loss:	149	RECORD	PCT. RANK	GAMES	SCHEDULE	OF SCHEDULE	RPI	RPI	RPI	RPI
DIV. I ONLY	10- 7	111	5- 5	311	132	173	173	10	10	
DIV. I NON-CONF.	8- 3	67	4- 1	333	128	153	153	12	12	
TOTALS	RPI 1-25	RPI 26-50	W-L RECORDS	RPI 51-100	RPI 101-150	RPI 150+				
10- 7	0- 0	0- 1	OVERALL	0- 1	0- 0	10- 5				
6- 1	0- 0	0- 0	HOME	0- 0	0- 0	6- 1				
3- 6	0- 0	0- 1	AWAY	0- 1	0- 0	3- 4				
1- 0	0- 0	0- 0	NEUTRAL	0- 0	0- 0	1- 0				
8- 3	0- 0	0- 1	NON-CONFERENCE	0- 0	0- 0	8- 2				
4- 0	0- 0	0- 0	HOME	0- 0	0- 0	4- 0				
3- 3	0- 0	0- 1	AWAY	0- 0	0- 0	3- 2				
1- 0	0- 0	0- 0	NEUTRAL	0- 0	0- 0	1- 0				
2- 4	0- 0	0- 0	CONFERENCE	0- 1	0- 0	2- 3				
2- 1	0- 0	0- 0	HOME	0- 0	0- 0	2- 1				
0- 3	0- 0	0- 0	AWAY	0- 1	0- 0	0- 2				
0- 0	0- 0	0- 0	NEUTRAL	0- 0	0- 0	0- 0				

RPI S	Opponent	Score	RPI S	Opponent	Score	RPI S	Opponent	Score	RPI S	Opponent	Score	Team's RPI: 173
32	A Ohio St.	88 91	77	A East Carolina	58 61	152	H UCF	82 69	153	A Akron	69 98	
						162	H Rice	97 69	168	A Old Dominion	44 80	
						182	A Cleveland St.	81 78	195	H FIU	88 96	
						201	N Jacksonville	71 62	208	A Louisiana Tech	63 64	
						211	A Texas Tech	63 76	240	H North Texas	82 69	
						270	A Western Ill.	81 77	274	H Bethune-Cookman	81 65	
						276	A UNC Wilmington	81 64	305	H Ga. Southern	82 58	
						328	H Rhode Island	78 62				
LAST 12 Division I GAMES:												
240	H North Texas	82 69	274	H Bethune-Cookman	81 65							
208	A Louisiana Tech	63 64	276	A UNC Wilmington	81 64							
168	A Old Dominion	44 80	201	N Jacksonville	71 62							
195	H FIU	88 96	211	A Texas Tech	63 76							
162	H Rice	97 69	152	H UCF	82 69							
77	A East Carolina	58 61	328	H Rhode Island	78 62							

Non-Div I Games: Abilene Christian 67 63 Fla. Memorial 120 43

Fla. Atlantic

Loss, Non-Conf, S Site, H Home A Away N Neutral

Average RPI Win:	270	WON-LOST	WINNING	LAST 10	STRENGTH OF	OPP. STRENGTH	TEAM	ADJ.	CONF.	ADJ CONF.
Average RPI Loss:	109	RECORD	PCT. RANK	GAMES	SCHEDULE	OF SCHEDULE	RPI	RPI	RPI	RPI
DIV. I ONLY	6- 11	248	4- 5	64	265	174	174	23	23	
DIV. I NON-CONF.	2- 7	288	1- 2	7	227	134	134	21	21	
TOTALS	RPI 1-25	RPI 26-50	W-L RECORDS	RPI 51-100	RPI 101-150	RPI 150+				
6- 11	0- 3	0- 0	OVERALL	0- 3	0- 2	6- 3				
4- 3	0- 0	0- 0	HOME	0- 3	0- 0	4- 0				
2- 7	0- 3	0- 0	AWAY	0- 0	0- 2	2- 2				
0- 1	0- 0	0- 0	NEUTRAL	0- 0	0- 0	0- 1				
2- 7	0- 3	0- 0	NON-CONFERENCE	0- 2	0- 1	2- 1				
1- 2	0- 0	0- 0	HOME	0- 2	0- 0	1- 0				
1- 4	0- 3	0- 0	AWAY	0- 0	0- 1	1- 0				
0- 1	0- 0	0- 0	NEUTRAL	0- 0	0- 0	0- 1				
4- 4	0- 0	0- 0	CONFERENCE	0- 1	0- 1	4- 2				
3- 1	0- 0	0- 0	HOME	0- 1	0- 0	3- 0				
1- 3	0- 0	0- 0	AWAY	0- 0	0- 1	1- 2				
0- 0	0- 0	0- 0	NEUTRAL	0- 0	0- 0	0- 0				

RPI 1-25				RPI 26-50				RPI 51-100				RPI 101+ Team's RPI: 174			
RPI	S	Opponent	Score	RPI	S	Opponent	Score	RPI	S	Opponent	Score	RPI	S	Opponent	Score
12	A	Vanderbilt	66 88					56	H	Chattanooga	43 66	117	A	VCU	76 93
16	A	North Carolina St.	51 91					77	H	East Carolina	84 93	146	A	Furman	65 66
24	A	West Virginia	56 89					90	H	N.C. A&T	57 58	159	A	Davidson	62 67
												217	H	Campbell	56 49
												219	N	Mercer	56 68
												247	H	Appalachian St.	66 54
												267	H	Western Caro.	67 52
												276	A	UNC Wilmington	75 64
												283	A	UNC Greensboro	62 73
												305	A	Ga. Southern	68 49
												306	H	Samford	71 61
LAST 12 Division I GAMES:															
146	A	Furman	65 66	90	H	N.C. A&T	57 58	24	A	West Virginia	56 89	217	H	Campbell	56 49
267	H	Western Caro.	67 52	56	H	Chattanooga	43 66	306	H	Samford	71 61	16	A	North Carolina St.	51 91
247	H	Appalachian St.	66 54												
305	A	Ga. Southern	68 49												
159	A	Davidson	62 67												
283	A	UNC Greensboro	62 73												

Non-Div I Games: Winston-Salem 73 68 Mount Olive 84 68

Elon

Average RPI Win: 278		WON-LOST	WINNING	LAST 10	STRENGTH OF	OPP. STRENGTH	TEAM	ADJ.	CONF.	ADJ CONF.
Average RPI Loss: 118		RECORD	PCT. RANK	GAMES	SCHEDULE	OF SCHEDULE	RPI	RPI	RPI	RPI
DIV. I ONLY		8- 5	104	7- 2	334	231	175	175	32	32
DIV. I NON-CONF.		1- 5	306	0- 4	175	46	274	274	32	32
TOTALS		RPI 1-25	RPI 26-50	W-L RECORDS	RPI 51-100	RPI 101-150	RPI 150+			
8- 5	0- 0		0- 0	OVERALL	0- 3	0- 0	8- 2			
4- 0	0- 0		0- 0	HOME	0- 0	0- 0	4- 0			
4- 5	0- 0		0- 0	AWAY	0- 3	0- 0	4- 2			
0- 0	0- 0		0- 0	NEUTRAL	0- 0	0- 0	0- 0			
1- 5	0- 0		0- 0	NON-CONFERENCE	0- 3	0- 0	1- 2			
1- 0	0- 0		0- 0	HOME	0- 0	0- 0	1- 0			
0- 5	0- 0		0- 0	AWAY	0- 3	0- 0	0- 2			
0- 0	0- 0		0- 0	NEUTRAL	0- 0	0- 0	0- 0			
7- 0	0- 0		0- 0	CONFERENCE	0- 0	0- 0	7- 0			
3- 0	0- 0		0- 0	HOME	0- 0	0- 0	3- 0			
4- 0	0- 0		0- 0	AWAY	0- 0	0- 0	4- 0			
0- 0	0- 0		0- 0	NEUTRAL	0- 0	0- 0	0- 0			

RPI 1-25				RPI 26-50				RPI 51-100				RPI 101+				Team's RPI: 175	
RPI	S	Opponent	Score	RPI	S	Opponent	Score	RPI	S	Opponent	Score	RPI	S	Opponent	Score		
								67	A	Michigan	59 83	162	A	Rice	64 77		
								72	A	Oregon	90 130	207	A	Texas Southern	70 68		
								78	A	Nebraska	64 87	209	A	Florida A&M	67 74		
												229	A	Mississippi Val.	76 67		
												232	H	Southeastern La.	63 56		
												257	H	Grambling	100 92		
												296	A	Jackson St.	69 59		
												312	A	Prairie View	88 74		
												344	H	Alabama A&M	81 59		
												347	A	Ark.-Pine Bluff	84 70		
LAST 12 Division I GAMES:																	
				344	H	Alabama A&M	81 59	312	A	Prairie View	88 74						
				229	A	Mississippi Val.	76 67	67	A	Michigan	59 83						
				347	A	Ark.-Pine Bluff	84 70	72	A	Oregon	90 130						
				296	H	Jackson St.	69 59	78	A	Nebraska	64 87						
				257	H	Grambling	100 92	162	A	Rice	64 77						
				207	A	Texas Southern	70 68	209	A	Florida A&M	67 74						

Non-Div I Games:	Spring Hill	91	60	Talladega	82	57
------------------	-------------	----	----	-----------	----	----

Southern U.

Loss, Non-Conf, S Site, H Home A Away N Neutral

Average RPI Win:	175	WON-LOST	WINNING	LAST 10	STRENGTH OF	OPP. STRENGTH	TEAM	ADJ.	CONF.	ADJ CONF.
Average RPI Loss:	94	RECORD	PCT. RANK	GAMES	SCHEDULE	OF SCHEDULE	RPI	RPI	RPI	RPI
DIV. I ONLY	8- 12	230	3- 7	85	70	176	176	7	7	
DIV. I NON-CONF.	5- 7	198	1- 3	167	87	206	206	7	7	
TOTALS	RPI 1-25	RPI 26-50	W-L RECORDS	RPI 51-100	RPI 101-150	RPI 150+				
8- 12	1- 1	0- 4	OVERALL	2- 2	1- 3	4- 2				
6- 5	1- 0	0- 1	HOME	0- 1	1- 2	4- 1				
1- 5	0- 0	0- 2	AWAY	1- 1	0- 1	0- 1				
1- 2	0- 1	0- 1	NEUTRAL	1- 0	0- 0	0- 0				
5- 7	0- 1	0- 2	NON-CONFERENCE	2- 0	0- 2	3- 2				
3- 3	0- 0	0- 1	HOME	0- 0	0- 1	3- 1				
1- 2	0- 0	0- 0	AWAY	1- 0	0- 1	0- 1				
1- 2	0- 1	0- 1	NEUTRAL	1- 0	0- 0	0- 0				
3- 5	1- 0	0- 2	CONFERENCE	0- 2	1- 1	1- 0				
3- 2	1- 0	0- 0	HOME	0- 1	1- 1	1- 0				
0- 3	0- 0	0- 2	AWAY	0- 1	0- 0	0- 0				
0- 0	0- 0	0- 0	NEUTRAL	0- 0	0- 0	0- 0				

RPI 1-25				RPI 26-50				RPI 51-100				RPI 101+ Team's RPI: 176			
RPI	S	Opponent	Score	RPI	S	Opponent	Score	RPI	S	Opponent	Score	RPI	S	Opponent	Score
1	N	Duke	54 81	34	H	Indiana	55 62	67	A	Michigan	79 75	106	H	Cincinnati	26 47
13	H	St. John's (NY)	70 65	38	A	Villanova	32 61	68	A	Creighton	50 79	107	H	Seton Hall	62 72
				44	N	Central Mich.	62 88	94	N	Kansas	64 59	110	A	Wright St.	54 79
				46	A	DePaul	60 87	97	H	Marquette	67 73	148	H	Georgetown	85 68
												165	A	Ohio	88 94
												198	H	Providence	75 52
												230	H	Austin Peay	72 59
												299	H	Murray St.	70 66
												314	H	Longwood	64 67
												347	H	Ark.-Pine Bluff	69 39
LAST 12 Division I GAMES:															
38	A	Villanova	32 61	13	H	St. John's (NY)	70 65	46	A	DePaul	60 87	34	H	Indiana	55 62
107	H	Seton Hall	62 72	46	A	DePaul	60 87	106	H	Cincinnati	26 47	110	A	Wright St.	54 79
198	H	Providence	75 52	34	H	Indiana	55 62	106	H	Cincinnati	26 47	110	A	Wright St.	54 79
68	A	Creighton	50 79	106	H	Cincinnati	26 47	110	A	Wright St.	54 79	148	H	Georgetown	85 68
97	H	Marquette	67 73	110	A	Wright St.	54 79	148	H	Georgetown	85 68	230	H	Austin Peay	72 59
148	H	Georgetown	85 68	230	H	Austin Peay	72 59								

Non-Div I Games:

Xavier



Average RPI Win:	238	WON-LOST	WINNING	LAST 10	STRENGTH OF	OPP. STRENGTH	TEAM	ADJ.	CONF.	ADJ CONF.
Average RPI Loss:	149	RECORD	PCT. RANK	GAMES	SCHEDULE	OF SCHEDULE	RPI	RPI	RPI	RPI
DIV. I ONLY	8- 10	202	3- 6	262	146	177	177	15	15	
DIV. I NON-CONF.	6- 7	165	2- 4	254	183	176	176	14	14	
TOTALS	RPI 1-25	RPI 26-50	W-L RECORDS	RPI 51-100	RPI 101-150	RPI 150+				
8- 10	0- 0	0- 1	OVERALL	0- 3	0- 1	8- 5				
3- 0	0- 0	0- 0	HOME	0- 0	0- 0	3- 0				
4- 9	0- 0	0- 1	AWAY	0- 3	0- 1	4- 4				
1- 1	0- 0	0- 0	NEUTRAL	0- 0	0- 0	1- 1				
6- 7	0- 0	0- 1	NON-CONFERENCE	0- 2	0- 1	6- 3				
2- 0	0- 0	0- 0	HOME	0- 0	0- 0	2- 0				
3- 6	0- 0	0- 1	AWAY	0- 2	0- 1	3- 2				
1- 1	0- 0	0- 0	NEUTRAL	0- 0	0- 0	1- 1				
2- 3	0- 0	0- 0	CONFERENCE	0- 1	0- 0	2- 2				
1- 0	0- 0	0- 0	HOME	0- 0	0- 0	1- 0				
1- 3	0- 0	0- 0	AWAY	0- 1	0- 0	1- 2				
0- 0	0- 0	0- 0	NEUTRAL	0- 0	0- 0	0- 0				

RPI S	Opponent	Score	RPI S	Opponent	Score	RPI S	Opponent	Score	RPI S	Opponent	Score	Team's RPI: 177
26	A San Diego	55 79	84	A Hawaii	59 85	128	A Washington	69 72	157	A Long Beach St.	75 84	
			85	A Sacramento St.	94 99	160	A Montana	48 71	181	A Nevada	86 72	
			100	A Idaho	63 68	188	A Cal St. Northridge	83 73	192	H South Dakota	68 64	
						218	A Cal St. Fullerton	58 75	237	A Loyola Marymount	63 60	
						245	A Pepperdine	59 76	247	N Appalachian St.	85 77	
						275	A Denver	78 73	279	H UC Riverside	90 78	
						290	N North Dakota St.	61 64	301	H New Mexico St.	75 52	
LAST 12 Division I GAMES:												
84	A Hawaii	59 85	26	A San Diego	55 79	301	H New Mexico St.	75 52	85	A Sacramento St.	94 99	
188	A Cal St. Northridge	83 73	160	A Montana	48 71	247	N Appalachian St.	85 77	128	A Washington	69 72	
218	A Cal St. Fullerton	58 75	290	N North Dakota St.	61 64							
279	H UC Riverside	90 78										
157	A Long Beach St.	75 84										

Non-Div I Games: La Verne 90 53

UC Irvine

■ Loss, 
 ■ Non-Conf, 
 ■ S Site, 
 ■ Home 
 ■ A Away 
 N Neutral

Average RPI Win:	221	WON-LOST	WINNING	LAST 10	STRENGTH OF	OPP. STRENGTH	TEAM	ADJ.	CONF.	ADJ CONF.
Average RPI Loss:	133	RECORD	PCT. RANK	GAMES	SCHEDULE	OF SCHEDULE	RPI	RPI	RPI	RPI
DIV. I ONLY	8- 9	187	5- 5	232	91	178	178	26	26	
DIV. I NON-CONF.	4- 5	187	1- 2	124	5	133	133	26	26	
TOTALS	RPI 1-25	RPI 26-50	W-L RECORDS	RPI 51-100	RPI 101-150	RPI 150+				
8- 9	0- 2	1- 0	OVERALL	0- 1	1- 2	6- 4				
6- 1	0- 1	1- 0	HOME	0- 0	1- 0	4- 0				
2- 8	0- 1	0- 0	AWAY	0- 1	0- 2	2- 4				
0- 0	0- 0	0- 0	NEUTRAL	0- 0	0- 0	0- 0				
4- 5	0- 2	1- 0	NON-CONFERENCE	0- 1	1- 0	2- 2				
3- 1	0- 1	1- 0	HOME	0- 0	1- 0	1- 0				
1- 4	0- 1	0- 0	AWAY	0- 1	0- 0	1- 2				
0- 0	0- 0	0- 0	NEUTRAL	0- 0	0- 0	0- 0				
4- 4	0- 0	0- 0	CONFERENCE	0- 0	0- 2	4- 2				
3- 0	0- 0	0- 0	HOME	0- 0	0- 0	3- 0				
1- 4	0- 0	0- 0	AWAY	0- 0	0- 2	1- 2				
0- 0	0- 0	0- 0	NEUTRAL	0- 0	0- 0	0- 0				

RPI 1-25				RPI 26-50				RPI 51-100				RPI 101+ Team's RPI: 178			
RPI	S	Opponent	Score	RPI	S	Opponent	Score	RPI	S	Opponent	Score	RPI	S	Opponent	Score
5	H	LSU	51 58	47	H	South Dakota St.	66 45	87	A	Southern Miss.	60 72	119	A	Western Ky.	39 65
23	A	Texas	26 60									123	A	Arkansas St.	45 77
												131	H	Memphis	68 63
												155	A	Missouri St.	68 72
												187	H	Sam Houston St.	69 65
												203	A	Georgia St.	59 61
												208	A	Louisiana Tech	39 50
												214	A	Oral Roberts	53 51
												277	A	Texas St.	35 42
												277	H	Texas St.	77 70
												285	H	Troy	69 52
												288	H	South Ala.	61 42
												338	A	Texas-Arlington	64 57
LAST 12 Division I GAMES:															
123	A	Arkansas St.	45 77	338	A	Texas-Arlington	64 57								
277	H	Texas St.	77 70	277	A	Texas St.	35 42								
203	A	Georgia St.	59 61	47	H	South Dakota St.	66 45								
119	A	Western Ky.	39 65	208	A	Louisiana Tech	39 50								
285	H	Troy	69 52	5	H	LSU	51 58								
288	H	South Ala.	61 42	23	A	Texas	26 60								

Non-Div I Games: Incarnate Word 82 34

UALR

■ Loss, 
 ■ Non-Conf, 
 ■ S Site, 
 ■ H Home 
 ■ A Away 
 N Neutral

Average RPI Win:	273	WON-LOST	WINNING	LAST 10	STRENGTH OF	OPP. STRENGTH	TEAM	ADJ.	CONF.	ADJ CONF.
Average RPI Loss:	106	RECORD	PCT. RANK	GAMES	SCHEDULE	OF SCHEDULE	RPI	RPI	RPI	RPI
DIV. I ONLY	6- 10	243	4- 6	138	176	179	179	24	24	
DIV. I NON-CONF.	1- 9	326	0- 6	91	69	273	273	25	25	
TOTALS	RPI 1-25	RPI 26-50	W-L RECORDS	RPI 51-100	RPI 101-150	RPI 150+				
6- 10	0- 2	0- 1	OVERALL	0- 4	0- 1	6- 2				
3- 2	0- 0	0- 0	HOME	0- 0	0- 1	3- 1				
3- 7	0- 2	0- 1	AWAY	0- 3	0- 0	3- 1				
0- 1	0- 0	0- 0	NEUTRAL	0- 1	0- 0	0- 0				
1- 9	0- 2	0- 1	NON-CONFERENCE	0- 3	0- 1	1- 2				
1- 2	0- 0	0- 0	HOME	0- 0	0- 1	1- 1				
0- 6	0- 2	0- 1	AWAY	0- 2	0- 0	0- 1				
0- 1	0- 0	0- 0	NEUTRAL	0- 1	0- 0	0- 0				
5- 1	0- 0	0- 0	CONFERENCE	0- 1	0- 0	5- 0				
2- 0	0- 0	0- 0	HOME	0- 0	0- 0	2- 0				
3- 1	0- 0	0- 0	AWAY	0- 1	0- 0	3- 0				
0- 0	0- 0	0- 0	NEUTRAL	0- 0	0- 0	0- 0				

RPI 1-25				RPI 26-50				RPI 51-100				RPI 101+ Team's RPI: 179			
RPI	S	Opponent	Score	RPI	S	Opponent	Score	RPI	S	Opponent	Score	RPI	S	Opponent	Score
18	A	North Carolina	51 91	40	A	Georgia Tech	57 79	52	A	Virginia	45 70	135	H	American	42 64
24	A	West Virginia	56 88					92	N	Alabama	60 82	163	H	Savannah St.	68 53
								96	A	Miami (FL)	58 63	222	A	N.C. Central	67 58
								98	A	Hampton	52 80	233	H	Towson	59 66
												268	A	Robert Morris	60 85
												272	A	Delaware St.	80 75
												303	A	Norfolk St.	71 52
												331	H	South Carolina St.	62 49
												346	H	UMBC	78 62
LAST 12 Division I GAMES:															
222	A	N.C. Central	67 58	92	N	Alabama	60 82	52	A	Virginia	45 70	135	H	American	42 64
303	A	Norfolk St.	71 52	52	A	Virginia	45 70	96	A	Miami (FL)	58 63	272	A	Delaware St.	80 75
98	A	Hampton	52 80	135	H	American	42 64	24	A	West Virginia	56 88				
331	H	South Carolina St.	62 49	96	A	Miami (FL)	58 63								
163	H	Savannah St.	68 53	272	A	Delaware St.	80 75								
233	H	Towson	59 66												

Non-Div I Games:      Cheyney                      75   43                      Virginia Union                      71   69

Coppin St.

Loss, Non-Conf, S Site, H Home A Away N Neutral

Average RPI Win:	252	WON-LOST	WINNING	LAST 10	STRENGTH OF	OPP. STRENGTH	TEAM	ADJ.	CONF.	ADJ CONF.
Average RPI Loss:	160	RECORD	PCT. RANK	GAMES	SCHEDULE	OF SCHEDULE	RPI	RPI	RPI	RPI
DIV. I ONLY	11- 8	116	7- 3	271	240	180	180	28	28	
DIV. I NON-CONF.	3- 5	225	0- 2	200	63	203	203	29	29	
TOTALS	RPI 1-25	RPI 26-50	W-L RECORDS	RPI 51-100	RPI 101-150	RPI 150+				
11- 8	0- 1	0- 0	OVERALL	0- 1	1- 3	10- 3				
6- 3	0- 0	0- 0	HOME	0- 0	1- 2	5- 1				
5- 5	0- 1	0- 0	AWAY	0- 1	0- 1	5- 2				
0- 0	0- 0	0- 0	NEUTRAL	0- 0	0- 0	0- 0				
3- 5	0- 1	0- 0	NON-CONFERENCE	0- 1	0- 2	3- 1				
2- 1	0- 0	0- 0	HOME	0- 0	0- 1	2- 0				
1- 4	0- 1	0- 0	AWAY	0- 1	0- 1	1- 1				
0- 0	0- 0	0- 0	NEUTRAL	0- 0	0- 0	0- 0				
8- 3	0- 0	0- 0	CONFERENCE	0- 0	1- 1	7- 2				
4- 2	0- 0	0- 0	HOME	0- 0	1- 1	3- 1				
4- 1	0- 0	0- 0	AWAY	0- 0	0- 0	4- 1				
0- 0	0- 0	0- 0	NEUTRAL	0- 0	0- 0	0- 0				

RPI 1-25				RPI 26-50				RPI 51-100				RPI 101+ Team's RPI: 180			
RPI	S	Opponent	Score	RPI	S	Opponent	Score	RPI	S	Opponent	Score	RPI	S	Opponent	Score
18	A	North Carolina	71 103					52	A	Virginia	54 73	122	H	Winthrop	72 79
												143	H	Liberty	75 70
												146	H	Furman	67 76
												150	A	UAB	43 58
												151	H	USC Upstate	75 69
												159	H	Davidson	100 65
												217	A	Campbell	76 62
												227	A	Coastal Caro.	75 83
												250	A	Gardner-Webb	81 77
												261	A	UNC Asheville	71 66
												280	H	Charleston So.	53 56
												283	A	UNC Greensboro	76 81
												291	A	William & Mary	61 60
												314	A	Longwood	81 65
												314	H	Longwood	68 54
												332	H	Presbyterian	75 64
												342	H	Radford	73 62
LAST 12 Division I GAMES:															
314	A	Longwood	81 65	217	A	Campbell	76 62								
342	H	Radford	73 62	227	A	Coastal Caro.	75 83								
250	A	Gardner-Webb	81 77	143	H	Liberty	75 70								
261	A	UNC Asheville	71 66	18	A	North Carolina	71 103								
280	H	Charleston So.	53 56	150	A	UAB	43 58								
332	H	Presbyterian	75 64	122	H	Winthrop	72 79								

Non-Div I Games: Newberry 79 58

High Point

■ Loss, 
 ■ Non-Conf, S Site, 
 ■ Home 
 ■ Away 
 N Neutral

Average RPI Win: <b>211</b>	WON-LOST	WINNING	LAST 10	STRENGTH OF	OPP. STRENGTH	TEAM	ADJ.	CONF.	ADJ CONF.
Average RPI Loss: <b>149</b>	RECORD	PCT. RANK	GAMES	SCHEDULE	OF SCHEDULE	RPI	RPI	RPI	RPI
DIV. I ONLY	<b>8- 9</b>	<b>187</b>	<b>5- 5</b>	<b>127</b>	<b>285</b>	<b>181</b>	<b>181</b>	<b>20</b>	<b>20</b>
DIV. I NON-CONF.	<b>4- 6</b>	<b>210</b>	<b>2- 3</b>	<b>161</b>	<b>273</b>	<b>214</b>	<b>214</b>	<b>23</b>	<b>23</b>
TOTALS	RPI 1-25	RPI 26-50	W-L RECORDS	RPI 51-100	RPI 101-150	RPI 150+			
8- 9	0- 0	0- 0	OVERALL	0- 2	3- 3	5- 4			
5- 5	0- 0	0- 0	HOME	0- 2	3- 1	2- 2			
3- 4	0- 0	0- 0	AWAY	0- 0	0- 2	3- 2			
0- 0	0- 0	0- 0	NEUTRAL	0- 0	0- 0	0- 0			
4- 6	0- 0	0- 0	NON-CONFERENCE	0- 2	1- 2	3- 2			
2- 4	0- 0	0- 0	HOME	0- 2	1- 1	1- 1			
2- 2	0- 0	0- 0	AWAY	0- 0	0- 1	2- 1			
0- 0	0- 0	0- 0	NEUTRAL	0- 0	0- 0	0- 0			
4- 3	0- 0	0- 0	CONFERENCE	0- 0	2- 1	2- 2			
3- 1	0- 0	0- 0	HOME	0- 0	2- 0	1- 1			
1- 2	0- 0	0- 0	AWAY	0- 0	0- 1	1- 1			
0- 0	0- 0	0- 0	NEUTRAL	0- 0	0- 0	0- 0			

RPI S	Opponent	Score	RPI S	Opponent	Score	RPI S	Opponent	Score	RPI S	Opponent	Score
						57	H BYU	61 69	104	A Cal Poly	57 82
						100	H Idaho	77 88	127	H Wake Forest	95 87
									132	H Fresno St.	63 60
									139	H Grand Canyon	55 75
									149	A Wyoming	64 72
									149	H Wyoming	72 69
									154	A Utah	57 61
									157	H Long Beach St.	91 61
									177	H UC Irvine	72 86
									223	A Utah St.	76 72
									225	H UNLV	49 57
									236	A Boise St.	64 67
									256	H San Jose St.	101 74
									304	A UC Santa Barbara	77 66
									341	A Utah Valley	79 67
LAST 12 Division I GAMES:											
149	H Wyoming	72 69	256	H San Jose St.	101 74						
132	H Fresno St.	63 60	304	A UC Santa Barbara	77 66						
236	A Boise St.	64 67	139	H Grand Canyon	55 75						
223	A Utah St.	76 72	154	A Utah	57 61						
225	H UNLV	49 57	57	H BYU	61 69						
149	A Wyoming	64 72	127	H Wake Forest	95 87						

Non-Div I Games: Cal St. East Bay 79 62

Nevada

Loss, Non-Conf, S Site, H Home A Away N Neutral

Average RPI Win:	213	WON-LOST	WINNING	LAST 10	STRENGTH OF	OPP. STRENGTH	TEAM	ADJ.	CONF.	ADJ CONF.
Average RPI Loss:	143	RECORD	PCT. RANK	GAMES	SCHEDULE	OF SCHEDULE	RPI	RPI	RPI	RPI
DIV. I ONLY	7- 11	233	4- 6	100	288	182	182	19	19	
DIV. I NON-CONF.	4- 8	242	2- 4	69	294	194	194	19	19	
TOTALS	RPI 1-25	RPI 26-50	W-L RECORDS	RPI 51-100	RPI 101-150	RPI 150+				
7- 11	0- 0	0- 1	OVERALL	0- 1	2- 4	5- 5				
3- 5	0- 0	0- 1	HOME	0- 0	0- 1	3- 3				
3- 6	0- 0	0- 0	AWAY	0- 1	1- 3	2- 2				
1- 0	0- 0	0- 0	NEUTRAL	0- 0	1- 0	0- 0				
4- 8	0- 0	0- 1	NON-CONFERENCE	0- 1	1- 2	3- 4				
2- 3	0- 0	0- 1	HOME	0- 0	0- 0	2- 2				
1- 5	0- 0	0- 0	AWAY	0- 1	0- 2	1- 2				
1- 0	0- 0	0- 0	NEUTRAL	0- 0	1- 0	0- 0				
3- 3	0- 0	0- 0	CONFERENCE	0- 0	1- 2	2- 1				
1- 2	0- 0	0- 0	HOME	0- 0	0- 1	1- 1				
2- 1	0- 0	0- 0	AWAY	0- 0	1- 1	1- 0				
0- 0	0- 0	0- 0	NEUTRAL	0- 0	0- 0	0- 0				

RPI 1-25			RPI 26-50			RPI 51-100			RPI 101+			Team's RPI: 182
RPI	S	Opponent	Score	RPI	S	Opponent	Score	RPI	S	Opponent	Score	
				34	H	Indiana	73 107	77	A	East Carolina	66 75	
										102	H	Green Bay 72 90
										110	A	Wright St. 98 82
										111	A	Ill.-Chicago 78 83
										113	N	IUPUI 63 56
										117	A	VCU 75 76
										124	A	Butler 69 85
										165	H	Ohio 76 64
										172	H	Eastern Mich. 70 84
										173	H	Fla. Atlantic 78 81
										192	A	South Dakota 70 74
										215	H	Oakland 62 73
										239	A	New Hampshire 65 50
										258	A	Miami (OH) 80 91
										263	H	Milwaukee 73 63
										264	H	Morehead St. 76 67
										337	A	Detroit 78 71
LAST 12 Division I GAMES:												
				111	A	Ill.-Chicago	78 83	192	A	South Dakota	70 74	
				215	H	Oakland	62 73	258	A	Miami (OH)	80 91	
				102	H	Green Bay	72 90	34	H	Indiana	73 107	
				263	H	Milwaukee	73 63	239	A	New Hampshire	65 50	
				110	A	Wright St.	98 82	117	A	VCU	75 76	
				337	A	Detroit	78 71	165	H	Ohio	76 64	

Non-Div I Games: Lake Erie 76 48

Cleveland St.

■ Loss, 
 ■ Non-Conf, 
 ■ S Site, 
 ■ H Home 
 ■ A Away 
 N Neutral

Average RPI Win:	233	WON-LOST	WINNING	LAST 10	STRENGTH OF	OPP. STRENGTH	TEAM	ADJ.	CONF.	ADJ CONF.
Average RPI Loss:	125	RECORD	PCT. RANK	GAMES	SCHEDULE	OF SCHEDULE	RPI	RPI	RPI	RPI
DIV. I ONLY	9- 10	175	6- 4	162	210	183	183	27	27	
DIV. I NON-CONF.	5- 7	198	3- 2	135	150	174	174	27	27	
TOTALS	RPI 1-25	RPI 26-50	W-L RECORDS	RPI 51-100	RPI 101-150	RPI 150+				
9- 10	0- 1	0- 0	OVERALL	0- 3	2- 2	7- 4				
7- 2	0- 0	0- 0	HOME	0- 0	1- 0	6- 2				
1- 7	0- 1	0- 0	AWAY	0- 2	1- 2	0- 2				
1- 1	0- 0	0- 0	NEUTRAL	0- 1	0- 0	1- 0				
5- 7	0- 1	0- 0	NON-CONFERENCE	0- 3	1- 1	4- 2				
3- 1	0- 0	0- 0	HOME	0- 0	0- 0	3- 1				
1- 5	0- 1	0- 0	AWAY	0- 2	1- 1	0- 1				
1- 1	0- 0	0- 0	NEUTRAL	0- 1	0- 0	1- 0				
4- 3	0- 0	0- 0	CONFERENCE	0- 0	1- 1	3- 2				
4- 1	0- 0	0- 0	HOME	0- 0	1- 0	3- 1				
0- 2	0- 0	0- 0	AWAY	0- 0	0- 1	0- 1				
0- 0	0- 0	0- 0	NEUTRAL	0- 0	0- 0	0- 0				

RPI 1-25				RPI 26-50				RPI 51-100				RPI 101+ Team's RPI: 183			
RPI	S	Opponent	Score	RPI	S	Opponent	Score	RPI	S	Opponent	Score	RPI	S	Opponent	Score
10	A	Saint Joseph's	57 85					53	A	Navy	55 63	112	A	St. Francis Brooklyn	47 52
								82	A	Boston College	67 81	112	H	St. Francis Brooklyn	85 79
								100	N	Idaho	63 81	118	A	Pittsburgh	43 78
												135	A	American	64 61
												159	H	Davidson	82 83
												171	H	Sacred Heart	78 84
												190	N	IPFW	86 77
												210	A	Lehigh	67 95
												217	H	Campbell	68 64
												235	A	Saint Francis (PA)	66 81
												243	H	Bryant	84 79
												254	H	Loyola Maryland	65 59
												287	H	Wagner	89 78
												323	H	LIU Brooklyn	63 62
												333	H	UMES	85 61
LAST 12 Division I GAMES:															
243	H	Bryant	84 79	112	A	St. Francis Brooklyn	47 52								
235	A	Saint Francis (PA)	66 81	82	A	Boston College	67 81								
287	H	Wagner	89 78	333	H	UMES	85 61								
112	H	St. Francis Brooklyn	85 79	135	A	American	64 61								
171	H	Sacred Heart	78 84	254	H	Loyola Maryland	65 59								
323	H	LIU Brooklyn	63 62	53	A	Navy	55 63								

Non-Div I Games:

Mt. St. Mary's

Average RPI Win: <b>218</b>	WON-LOST	WINNING	LAST 10	STRENGTH OF	OPP. STRENGTH	TEAM	ADJ.	CONF.	ADJ CONF.
Average RPI Loss: <b>129</b>	RECORD	PCT. RANK	GAMES	SCHEDULE	OF SCHEDULE	RPI	RPI	RPI	RPI
DIV. I ONLY	5- 14	293	1- 9	56	247	184	184	11	11
DIV. I NON-CONF.	4- 7	229	2- 2	39	288	126	126	11	11
TOTALS	RPI 1-25	RPI 26-50	W-L RECORDS	RPI 51-100	RPI 101-150	RPI 150+			
5- 14	0- 1	0- 1	OVERALL	1- 4	0- 4	4- 4			
2- 5	0- 0	0- 0	HOME	1- 2	0- 2	1- 1			
3- 9	0- 1	0- 1	AWAY	0- 2	0- 2	3- 3			
0- 0	0- 0	0- 0	NEUTRAL	0- 0	0- 0	0- 0			
4- 7	0- 1	0- 1	NON-CONFERENCE	1- 2	0- 1	3- 2			
1- 2	0- 0	0- 0	HOME	1- 2	0- 0	0- 0			
3- 5	0- 1	0- 1	AWAY	0- 0	0- 1	3- 2			
0- 0	0- 0	0- 0	NEUTRAL	0- 0	0- 0	0- 0			
1- 7	0- 0	0- 0	CONFERENCE	0- 2	0- 3	1- 2			
1- 3	0- 0	0- 0	HOME	0- 0	0- 2	1- 1			
0- 4	0- 0	0- 0	AWAY	0- 2	0- 1	0- 1			
0- 0	0- 0	0- 0	NEUTRAL	0- 0	0- 0	0- 0			

RPI 1-25				RPI 26-50				RPI 51-100				RPI 101+ Team's RPI: 184			
RPI	S	Opponent	Score	RPI	S	Opponent	Score	RPI	S	Opponent	Score	RPI	S	Opponent	Score
14	A	Gonzaga	31 <b>81</b>	49	A	Michigan St.	46 <b>96</b>	53	A	Navy	40 <b>71</b>	101	A	Albany (NY)	50 <b>64</b>
								75	H	St. Bonaventure	72 <b>77</b>	129	H	Bucknell	72 <b>88</b>
								81	H	Drexel	65 60	135	A	American	55 <b>72</b>
								89	H	Harvard	76 <b>91</b>	138	H	Holy Cross	65 <b>70</b>
								91	A	Army	45 <b>62</b>	197	H	Boston U.	81 64
												210	A	Lehigh	69 <b>76</b>
												234	A	Cornell	62 <b>76</b>
												235	A	Saint Francis (PA)	97 79
												239	A	New Hampshire	58 <b>63</b>
												254	H	Loyola Maryland	54 <b>61</b>
												268	A	Robert Morris	68 61
												310	A	Columbia	72 44
LAST 12 Division I GAMES:															
254	H	Loyola Maryland	54 <b>61</b>	129	H	Bucknell	72 <b>88</b>								
91	A	Army	45 <b>62</b>	210	A	Lehigh	69 <b>76</b>								
53	A	Navy	40 <b>71</b>	49	A	Michigan St.	46 <b>96</b>								
197	H	Boston U.	81 64	101	A	Albany (NY)	50 <b>64</b>								
135	A	American	55 <b>72</b>	268	A	Robert Morris	68 61								
138	H	Holy Cross	65 <b>70</b>	310	A	Columbia	72 44								

Non-Div I Games:

Colgate



Bakersfield

Through Games Of Jan. 26, 2014

Average RPI Win:	282	WON-LOST	WINNING	LAST 10	STRENGTH OF	OPP. STRENGTH	TEAM	ADJ.	CONF.	ADJ CONF.
Average RPI Loss:	122	RECORD	PCT. RANK	GAMES	SCHEDULE	OF SCHEDULE	RPI	RPI	RPI	RPI
DIV. I ONLY	8- 8	156	6- 3	287	261	184	184	29	29	
DIV. I NON-CONF.	4- 6	210	3- 2	261	145	193	193	28	28	
TOTALS	RPI 1-25	RPI 26-50	W-L RECORDS	RPI 51-100	RPI 101-150	RPI 150+				
8- 8	0- 1	0- 1	OVERALL	0- 2	0- 2	8- 2				
3- 1	0- 0	0- 0	HOME	0- 1	0- 0	3- 0				
5- 7	0- 1	0- 1	AWAY	0- 1	0- 2	5- 2				
0- 0	0- 0	0- 0	NEUTRAL	0- 0	0- 0	0- 0				
4- 6	0- 1	0- 1	NON-CONFERENCE	0- 1	0- 1	4- 2				
2- 0	0- 0	0- 0	HOME	0- 0	0- 0	2- 0				
2- 6	0- 1	0- 1	AWAY	0- 1	0- 1	2- 2				
0- 0	0- 0	0- 0	NEUTRAL	0- 0	0- 0	0- 0				
4- 2	0- 0	0- 0	CONFERENCE	0- 1	0- 1	4- 0				
1- 1	0- 0	0- 0	HOME	0- 1	0- 0	1- 0				
3- 1	0- 0	0- 0	AWAY	0- 0	0- 1	3- 0				
0- 0	0- 0	0- 0	NEUTRAL	0- 0	0- 0	0- 0				

RPI 1-25				RPI 26-50				RPI 51-100				RPI 101+ Team's RPI: 184			
RPI	S	Opponent	Score	RPI	S	Opponent	Score	RPI	S	Opponent	Score	RPI	S	Opponent	Score
22	A	California	51 70	36	A	Oregon St.	49 80	72	A	Oregon	91 131	104	A	Cal Poly	54 63
								100	H	Idaho	69 96	139	A	Grand Canyon	64 78
												188	A	Cal St. Northridge	74 73
												191	A	San Francisco	85 70
												225	A	UNLV	74 76
												226	H	Seattle	80 78
												279	A	UC Riverside	66 85
												302	H	Houston Baptist	81 61
												330	A	UMKC	87 80
												336	H	Neb. Omaha	69 65
												341	A	Utah Valley	61 59
												345	A	Chicago St.	90 59
LAST 12 Division I GAMES:															
330	A	UMKC	87 80	188	A	Cal St. Northridge	74 73								
345	A	Chicago St.	90 59	302	H	Houston Baptist	81 61								
100	H	Idaho	69 96	22	A	California	51 70								
226	H	Seattle	80 78	191	A	San Francisco	85 70								
139	A	Grand Canyon	64 78	104	A	Cal Poly	54 63								
341	A	Utah Valley	61 59	279	A	UC Riverside	66 85								

Non-Div I Games: Fresno Pacific 81 49 Concordia (CA) 84 79

Bakersfield

Loss, Non-Conf, S Site, H Home A Away N Neutral

## Northeastern

Through Games Of Jan. 26, 2014

Average RPI Win:	270	WON-LOST	WINNING	LAST 10	STRENGTH OF	OPP. STRENGTH	TEAM	ADJ.	CONF.	ADJ CONF.
Average RPI Loss:	107	RECORD	PCT. RANK	GAMES	SCHEDULE	OF SCHEDULE	RPI	RPI	RPI	RPI
DIV. I ONLY	7- 11	233	2- 8	145	196	186	186	12	12	
DIV. I NON-CONF.	6- 7	165	2- 5	80	275	149	149	10	10	
TOTALS	RPI 1-25	RPI 26-50	W-L RECORDS	RPI 51-100	RPI 101-150	RPI 150+				
7- 11	0- 0	0- 2	OVERALL	0- 4	0- 4	7- 1				
2- 5	0- 0	0- 1	HOME	0- 1	0- 3	2- 0				
5- 5	0- 0	0- 1	AWAY	0- 2	0- 1	5- 1				
0- 1	0- 0	0- 0	NEUTRAL	0- 1	0- 0	0- 0				
6- 7	0- 0	0- 2	NON-CONFERENCE	0- 3	0- 2	6- 0				
2- 3	0- 0	0- 1	HOME	0- 1	0- 1	2- 0				
4- 3	0- 0	0- 1	AWAY	0- 1	0- 1	4- 0				
0- 1	0- 0	0- 0	NEUTRAL	0- 1	0- 0	0- 0				
1- 4	0- 0	0- 0	CONFERENCE	0- 1	0- 2	1- 1				
0- 2	0- 0	0- 0	HOME	0- 0	0- 2	0- 0				
1- 2	0- 0	0- 0	AWAY	0- 1	0- 0	1- 1				
0- 0	0- 0	0- 0	NEUTRAL	0- 0	0- 0	0- 0				

RPI 1-25				RPI 26-50				RPI 51-100				RPI 101+ Team's RPI: 186			
RPI	S	Opponent	Score	RPI	S	Opponent	Score	RPI	S	Opponent	Score	RPI	S	Opponent	Score
				48	H	Rutgers	51 65	61	N	Northwestern	46 73	101	H	Albany (NY)	66 75
				50	A	Marist	66 103	81	A	Drexel	52 55	134	H	Col. of Charleston	74 90
								89	H	Harvard	74 81	138	A	Holy Cross	62 70
								99	A	Tulane	49 85	140	H	Hofstra	55 65
												197	A	Boston U.	73 62
												233	A	Towson	65 66
												239	A	New Hampshire	70 50
												250	H	Maine	81 55
												276	A	UNC Wilmington	64 50
												278	A	Massachusetts	95 76
												320	H	NJIT	79 55
												328	A	Rhode Island	64 59
LAST 12 Division I GAMES:															
				81	A	Drexel	52 55	61	N	Northwestern	46 73				
				140	H	Hofstra	55 65	99	A	Tulane	49 85				
				134	H	Col. of Charleston	74 90	278	A	Massachusetts	95 76				
				233	A	Towson	65 66	50	A	Marist	66 103				
				276	A	UNC Wilmington	64 50	250	H	Maine	81 55				
				101	H	Albany (NY)	66 75	138	A	Holy Cross	62 70				

Non-Div I Games:

Northeastern

■ Loss, 
■ Non-Conf, 
■ S Site, 
■ H Home 
■ A Away 
N Neutral

Average RPI Win:	269	WON-LOST	WINNING	LAST 10	STRENGTH OF	OPP. STRENGTH	TEAM	ADJ.	CONF.	ADJ CONF.
Average RPI Loss:	133	RECORD	PCT. RANK	GAMES	SCHEDULE	OF SCHEDULE	RPI	RPI	RPI	RPI
DIV. I ONLY	7- 9	208	3- 5	198	270	187	187	25	25	
DIV. I NON-CONF.	3- 6	242	0- 4	51	237	154	154	24	24	
TOTALS	RPI 1-25	RPI 26-50	W-L RECORDS	RPI 51-100	RPI 101-150	RPI 150+				
7- 9	0- 1	0- 0	OVERALL	0- 3	0- 1	7- 4				
3- 2	0- 0	0- 0	HOME	0- 1	0- 0	3- 1				
4- 6	0- 1	0- 0	AWAY	0- 2	0- 0	4- 3				
0- 1	0- 0	0- 0	NEUTRAL	0- 0	0- 1	0- 0				
3- 6	0- 1	0- 0	NON-CONFERENCE	0- 3	0- 1	3- 1				
1- 1	0- 0	0- 0	HOME	0- 1	0- 0	1- 0				
2- 4	0- 1	0- 0	AWAY	0- 2	0- 0	2- 1				
0- 1	0- 0	0- 0	NEUTRAL	0- 0	0- 1	0- 0				
4- 3	0- 0	0- 0	CONFERENCE	0- 0	0- 0	4- 3				
2- 1	0- 0	0- 0	HOME	0- 0	0- 0	2- 1				
2- 2	0- 0	0- 0	AWAY	0- 0	0- 0	2- 2				
0- 0	0- 0	0- 0	NEUTRAL	0- 0	0- 0	0- 0				

RPI 1-25				RPI 26-50				RPI 51-100				RPI 101+ Team's RPI: 187			
RPI	S	Opponent	Score	RPI	S	Opponent	Score	RPI	S	Opponent	Score	RPI	S	Opponent	Score
23	A	Texas	48 109					58	A	Arkansas	45 81	150	N	UAB	59 70
								63	H	Wichita St.	47 64	162	A	Rice	79 74
								86	A	TCU	46 78	178	A	UALR	65 69
												199	A	Northwestern St.	59 78
												213	A	Stephen F. Austin	59 89
												224	H	Nicholls St.	51 50
												228	H	McNeese St.	55 59
												232	A	Southeastern La.	86 85
												294	H	La.-Lafayette	83 73
												302	H	Houston Baptist	85 68
												330	A	UMKC	78 76
												340	A	New Orleans	78 47
LAST 12 Division I GAMES:															
340	A	New Orleans	78 47	86	A	TCU	46 78	23	A	Texas	48 109	150	N	UAB	59 70
232	A	Southeastern La.	86 85	63	H	Wichita St.	47 64	330	A	UMKC	78 76	162	A	Rice	79 74
224	H	Nicholls St.	51 50	58	A	Arkansas	45 81	199	A	Northwestern St.	59 78				
228	H	McNeese St.	55 59	63	H	Wichita St.	47 64	213	A	Stephen F. Austin	59 89				
213	A	Stephen F. Austin	59 89	86	A	TCU	46 78	224	H	Nicholls St.	51 50				
199	A	Northwestern St.	59 78	58	A	Arkansas	45 81	228	H	McNeese St.	55 59				

Non-Div I Games: Tex. A&M-Commerce 85 64 Abilene Christian 67 73 Incarnate Word 60 51

Sam Houston St.

Loss, Non-Conf, S Site, H Home A Away N Neutral

Average RPI Win:	188	WON-LOST	WINNING	LAST 10	STRENGTH OF	OPP. STRENGTH	TEAM	ADJ.	CONF.	ADJ CONF.
Average RPI Loss:	134	RECORD	PCT. RANK	GAMES	SCHEDULE	OF SCHEDULE	RPI	RPI	RPI	RPI
DIV. I ONLY	8- 12	230	5- 5	136	151	188	188	15	15	
DIV. I NON-CONF.	4- 10	266	2- 4	127	169	221	221	14	14	
TOTALS	RPI 1-25	RPI 26-50	W-L RECORDS	RPI 51-100	RPI 101-150	RPI 150+				
8- 12	0- 0	1- 1	OVERALL	0- 5	2- 0	5- 6				
4- 6	0- 0	1- 1	HOME	0- 1	1- 0	2- 4				
4- 6	0- 0	0- 0	AWAY	0- 4	1- 0	3- 2				
0- 0	0- 0	0- 0	NEUTRAL	0- 0	0- 0	0- 0				
4- 10	0- 0	1- 1	NON-CONFERENCE	0- 4	0- 0	3- 5				
2- 5	0- 0	1- 1	HOME	0- 1	0- 0	1- 3				
2- 5	0- 0	0- 0	AWAY	0- 3	0- 0	2- 2				
0- 0	0- 0	0- 0	NEUTRAL	0- 0	0- 0	0- 0				
4- 2	0- 0	0- 0	CONFERENCE	0- 1	2- 0	2- 1				
2- 1	0- 0	0- 0	HOME	0- 0	1- 0	1- 1				
2- 1	0- 0	0- 0	AWAY	0- 1	1- 0	1- 0				
0- 0	0- 0	0- 0	NEUTRAL	0- 0	0- 0	0- 0				

RPI 1-25				RPI 26-50				RPI 51-100				RPI 101+				Team's RPI: 188	
RPI	S	Opponent	Score	RPI	S	Opponent	Score	RPI	S	Opponent	Score	RPI	S	Opponent	Score		
				31	H	Southern California	65 64	57	H	BYU	66 82	104	H	Cal Poly	81 76		
				35	H	St. Mary's (CA)	60 72	70	A	Washington St.	59 68	147	A	UC Davis	56 52		
								72	A	Oregon	61 96	156	A	Montana St.	69 85		
								84	A	Hawaii	44 54	157	H	Long Beach St.	77 54		
								85	A	Sacramento St.	73 92	166	A	Clemson	69 53		
												177	H	UC Irvine	73 83		
												184	H	Bakersfield	73 74		
												206	A	Eastern Wash.	53 73		
												223	H	Utah St.	67 75		
												255	H	Santa Clara	61 66		
												293	H	Northern Ariz.	64 52		
												304	A	UC Santa Barbara	64 46		
												305	A	Ga. Southern	70 58		
LAST 12 Division I GAMES:																	
				157	H	Long Beach St.	77 54	184	H	Bakersfield	73 74						
				177	H	UC Irvine	73 83	72	A	Oregon	61 96						
				304	A	UC Santa Barbara	64 46	35	H	St. Mary's (CA)	60 72						
				104	H	Cal Poly	81 76	293	H	Northern Ariz.	64 52						
				84	A	Hawaii	44 54	31	H	Southern California	65 64						
				147	A	UC Davis	56 52	206	A	Eastern Wash.	53 73						

Non-Div I Games:

Cal St. Northridge

■ Loss, 
 ■ Non-Conf, 
 ■ S Site, 
 ■ H Home 
 ■ A Away 
 N Neutral

Average RPI Win:	246	WON-LOST	WINNING	LAST 10	STRENGTH OF	OPP. STRENGTH	TEAM	ADJ.	CONF.	ADJ CONF.
Average RPI Loss:	152	RECORD	PCT. RANK	GAMES	SCHEDULE	OF SCHEDULE	RPI	RPI	RPI	RPI
DIV. I ONLY	8- 8	156	5- 3	255	243	189	189	25	25	
DIV. I NON-CONF.	4- 6	210	1- 3	164	224	191	191	24	24	
TOTALS	RPI 1-25	RPI 26-50	W-L RECORDS	RPI 51-100	RPI 101-150	RPI 150+				
8- 8	0- 0	0- 1	OVERALL	0- 1	1- 0	7- 6				
3- 2	0- 0	0- 0	HOME	0- 0	0- 0	3- 2				
4- 5	0- 0	0- 1	AWAY	0- 1	1- 0	3- 3				
1- 1	0- 0	0- 0	NEUTRAL	0- 0	0- 0	1- 1				
4- 6	0- 0	0- 1	NON-CONFERENCE	0- 1	1- 0	3- 4				
1- 2	0- 0	0- 0	HOME	0- 0	0- 0	1- 2				
2- 3	0- 0	0- 1	AWAY	0- 1	1- 0	1- 1				
1- 1	0- 0	0- 0	NEUTRAL	0- 0	0- 0	1- 1				
4- 2	0- 0	0- 0	CONFERENCE	0- 0	0- 0	4- 2				
2- 0	0- 0	0- 0	HOME	0- 0	0- 0	2- 0				
2- 2	0- 0	0- 0	AWAY	0- 0	0- 0	2- 2				
0- 0	0- 0	0- 0	NEUTRAL	0- 0	0- 0	0- 0				

RPI 1-25				RPI 26-50				RPI 51-100				RPI 101+				Team's RPI: 189			
RPI	S	Opponent	Score	RPI	S	Opponent	Score	RPI	S	Opponent	Score	RPI	S	Opponent	Score				
				29	A	Oklahoma St.	56 83					71	A	SMU	79 82	145	A	UTSA	63 59
																155	A	Missouri St.	60 87
																161	H	Tulsa	67 68
																162	H	Rice	64 67
																194	N	Northern Ill.	52 79
																199	A	Northwestern St.	84 79
																213	A	Stephen F. Austin	43 64
																224	H	Nicholls St.	82 68
																228	H	McNeese St.	72 58
																232	A	Southeastern La.	62 67
																263	N	Milwaukee	75 63
																277	H	Texas St.	68 55
																294	A	La.-Lafayette	68 60
																340	A	New Orleans	80 53
LAST 12 Division I GAMES:																			
				232	A	Southeastern La.	62 67	162	H	Rice	64 67								
				340	A	New Orleans	80 53	277	H	Texas St.	68 55								
				228	H	McNeese St.	72 58	155	A	Missouri St.	60 87								
				224	H	Nicholls St.	82 68	194	N	Northern Ill.	52 79								
				199	A	Northwestern St.	84 79	263	N	Milwaukee	75 63								
				213	A	Stephen F. Austin	43 64	71	A	SMU	79 82								

Non-Div I Games: Incarnate Word 76 69 Abilene Christian 85 83 Our Lady Of The Lak94 60

Lamar

Loss, Non-Conf, S Site, H Home A Away N Neutral

IPFW				STRENGTH OF SCHEDULE	OPP. STRENGTH OF SCHEDULE	TEAM RPI	ADJ. RPI	CONF. RPI	ADJ CONF. RPI
Average RPI Win:	263	WON-LOST RECORD	WINNING PCT. RANK						
Average RPI Loss:	120		LAST 10 GAMES						
DIV. I ONLY	8- 9	187	5- 4	245	158	190	190	21	21
DIV. I NON-CONF.	5- 7	198	3- 3	236	201	208	208	20	20
-----									
TOTALS	RPI 1-25	RPI 26-50	W-L RECORDS	RPI 51-100	RPI 101-150	RPI 150+			
8- 9	0- 1	1- 2	OVERALL	0- 1	0- 2	7- 3			
4- 2	0- 0	0- 1	HOME	0- 0	0- 1	4- 0			
4- 6	0- 1	1- 1	AWAY	0- 1	0- 1	3- 2			
0- 1	0- 0	0- 0	NEUTRAL	0- 0	0- 0	0- 1			
5- 7	0- 1	1- 1	NON-CONFERENCE	0- 1	0- 1	4- 3			
2- 2	0- 0	0- 1	HOME	0- 0	0- 1	2- 0			
3- 4	0- 1	1- 0	AWAY	0- 1	0- 0	2- 2			
0- 1	0- 0	0- 0	NEUTRAL	0- 0	0- 0	0- 1			
3- 2	0- 0	0- 1	CONFERENCE	0- 0	0- 1	3- 0			
2- 0	0- 0	0- 0	HOME	0- 0	0- 0	2- 0			
1- 2	0- 0	0- 1	AWAY	0- 0	0- 1	1- 0			
0- 0	0- 0	0- 0	NEUTRAL	0- 0	0- 0	0- 0			

RPI 1-25				RPI 26-50				RPI 51-100				RPI 101+ Team's RPI: 190			
RPI	S	Opponent	Score	RPI	S	Opponent	Score	RPI	S	Opponent	Score	RPI	S	Opponent	Score
9	A	Purdue	70 91	34	H	Indiana	80 85	63	A	Wichita St.	46 69	113	A	IUPUI	68 70
				47	A	South Dakota St.	60 77					142	H	Ball St.	75 83
				49	A	Michigan St.	81 76					183	N	Mt. St. Mary's	77 86
												192	H	South Dakota	96 78
												205	A	Loyola Chicago	61 82
												275	H	Denver	81 78
												286	A	Evansville	67 80
												290	A	North Dakota St.	98 89
												311	A	SIU Edwardsville	91 74
												311	H	SIU Edwardsville	96 71
												335	H	Southern Ill.	79 62
												337	A	Detroit	84 73
LAST 12 Division I GAMES:															
113	A	IUPUI	68 70	337	A	Detroit	84 73								
192	H	South Dakota	96 78	311	H	SIU Edwardsville	96 71								
275	H	Denver	81 78	9	A	Purdue	70 91								
47	A	South Dakota St.	60 77	286	A	Evansville	67 80								
290	A	North Dakota St.	98 89	49	A	Michigan St.	81 76								
142	H	Ball St.	75 83	311	A	SIU Edwardsville	91 74								

Non-Div I Games: Indiana Tech 101 45 Grace (IN) 99 54

IPFW

■ Loss, 
 ■ Non-Conf, 
 ■ S Site, 
 ■ H Home 
 ■ A Away 
 N Neutral

## San Francisco

Through Games Of Jan. 26, 2014

Average RPI Win:	219	WON-LOST	WINNING	LAST 10	STRENGTH OF	OPP. STRENGTH	TEAM	ADJ.	CONF.	ADJ CONF.
Average RPI Loss:	130	RECORD	PCT. RANK	GAMES	SCHEDULE	OF SCHEDULE	RPI	RPI	RPI	RPI
DIV. I ONLY	7- 13	253	3- 7	126	162	191	191	8	8	
DIV. I NON-CONF.	5- 6	173	2- 1	206	284	197	197	8	8	
TOTALS	RPI 1-25	RPI 26-50	W-L RECORDS	RPI 51-100	RPI 101-150	RPI 150+				
7- 13	0- 1	0- 2	OVERALL	0- 2	2- 3	5- 5				
1- 7	0- 1	0- 1	HOME	0- 0	0- 2	1- 3				
5- 6	0- 0	0- 1	AWAY	0- 2	1- 1	4- 2				
1- 0	0- 0	0- 0	NEUTRAL	0- 0	1- 0	0- 0				
5- 6	0- 0	0- 0	NON-CONFERENCE	0- 1	2- 1	3- 4				
1- 3	0- 0	0- 0	HOME	0- 0	0- 0	1- 3				
3- 3	0- 0	0- 0	AWAY	0- 1	1- 1	2- 1				
1- 0	0- 0	0- 0	NEUTRAL	0- 0	1- 0	0- 0				
2- 7	0- 1	0- 2	CONFERENCE	0- 1	0- 2	2- 1				
0- 4	0- 1	0- 1	HOME	0- 0	0- 2	0- 0				
2- 3	0- 0	0- 1	AWAY	0- 1	0- 0	2- 1				
0- 0	0- 0	0- 0	NEUTRAL	0- 0	0- 0	0- 0				

RPI 1-25				RPI 26-50				RPI 51-100				RPI 101+ Team's RPI: 191			
RPI	S	Opponent	Score	RPI	S	Opponent	Score	RPI	S	Opponent	Score	RPI	S	Opponent	Score
14	H	Gonzaga	40 68	26	A	San Diego	58 76	57	A	BYU	47 81	103	H	Pacific	67 80
				35	H	St. Mary's (CA)	67 86	60	A	Fordham	66 80	104	A	Cal Poly	65 76
												108	H	Portland	72 82
												132	A	Fresno St.	76 47
												147	N	UC Davis	69 67
												157	H	Long Beach St.	82 85
												184	H	Bakersfield	70 85
												225	H	UNLV	62 61
												236	A	Boise St.	76 70
												237	A	Loyola Marymount	80 76
												245	A	Pepperdine	77 61
												255	A	Santa Clara	72 81
												256	A	San Jose St.	79 98
												310	A	Columbia	83 69
												330	H	UMKC	62 70
LAST 12 Division I GAMES:															
26	A	San Diego	58 76	245	A	Pepperdine	77 61								
57	A	BYU	47 81	237	A	Loyola Marymount	80 76								
108	H	Portland	72 82	255	A	Santa Clara	72 81								
14	H	Gonzaga	40 68	132	A	Fresno St.	76 47								
35	H	St. Mary's (CA)	67 86	330	H	UMKC	62 70								
103	H	Pacific	67 80	236	A	Boise St.	76 70								

Non-Div I Games:

San Francisco

■ Loss, 
 ■ Non-Conf, 
 ■ S Site, 
 ■ H Home 
 ■ A Away 
 N Neutral

South Dakota

Through Games Of Jan. 26, 2014

Average RPI Win:	225	WON-LOST	WINNING	LAST 10	STRENGTH OF	OPP. STRENGTH	TEAM	ADJ.	CONF.	ADJ CONF.
Average RPI Loss:	154	RECORD	PCT. RANK	GAMES	SCHEDULE	OF SCHEDULE	RPI	RPI	RPI	RPI
DIV. I ONLY	8- 10	202	4- 5	182	257	192	192	21	21	
DIV. I NON-CONF.	7- 6	142	4- 1	142	216	124	124	20	20	
TOTALS	RPI 1-25	RPI 26-50	W-L RECORDS	RPI 51-100	RPI 101-150	RPI 150+				
8- 10	0- 0	0- 1	OVERALL	0- 3	2- 1	6- 5				
6- 1	0- 0	0- 0	HOME	0- 0	2- 0	4- 1				
2- 8	0- 0	0- 1	AWAY	0- 3	0- 1	2- 3				
0- 1	0- 0	0- 0	NEUTRAL	0- 0	0- 0	0- 1				
7- 6	0- 0	0- 1	NON-CONFERENCE	0- 3	2- 0	5- 2				
5- 0	0- 0	0- 0	HOME	0- 0	2- 0	3- 0				
2- 5	0- 0	0- 1	AWAY	0- 3	0- 0	2- 1				
0- 1	0- 0	0- 0	NEUTRAL	0- 0	0- 0	0- 1				
1- 4	0- 0	0- 0	CONFERENCE	0- 0	0- 1	1- 3				
1- 1	0- 0	0- 0	HOME	0- 0	0- 0	1- 1				
0- 3	0- 0	0- 0	AWAY	0- 0	0- 1	0- 2				
0- 0	0- 0	0- 0	NEUTRAL	0- 0	0- 0	0- 0				

RPI 1-25				RPI 26-50				RPI 51-100				RPI 101+				Team's RPI: 192	
RPI	S	Opponent	Score	RPI	S	Opponent	Score	RPI	S	Opponent	Score	RPI	S	Opponent	Score		
				37	A	Iowa St.	72 88	68	A	Creighton	48 63	113	A	IUPUI	59 80		
								78	A	Nebraska	53 87	144	H	UNI	87 67		
								95	A	North Dakota	61 65	149	H	Wyoming	82 78		
												177	A	UC Irvine	64 68		
												182	H	Cleveland St.	74 70		
												190	A	IPFW	78 96		
												218	A	Cal St. Fullerton	66 57		
												223	H	Utah St.	81 71		
												236	H	Boise St.	74 61		
												238	N	Drake	81 89		
												270	H	Western Ill.	71 81		
												275	A	Denver	84 91		
												315	A	Valparaiso	81 70		
												336	H	Neb. Omaha	75 51		
LAST 12 Division I GAMES:																	
				336	H	Neb. Omaha	75 51	315	A	Valparaiso	81 70						
				270	H	Western Ill.	71 81	78	A	Nebraska	53 87						
				190	A	IPFW	78 96	144	H	UNI	87 67						
				113	A	IUPUI	59 80	223	H	Utah St.	81 71						
				275	A	Denver	84 91	149	H	Wyoming	82 78						
				182	H	Cleveland St.	74 70	68	A	Creighton	48 63						

Non-Div I Games: St. Mary (NE) 76 48 South Dakota Mines 81 49

South Dakota

Loss, Non-Conf, S Site, H Home A Away N Neutral



Average RPI Win:	216	WON-LOST	WINNING	LAST 10	STRENGTH OF	OPP. STRENGTH	TEAM	ADJ.	CONF.	ADJ CONF.
Average RPI Loss:	127	RECORD	PCT. RANK	GAMES	SCHEDULE	OF SCHEDULE	RPI	RPI	RPI	RPI
DIV. I ONLY	9- 9	156	5- 5	228	134	193	193	13	13	
DIV. I NON-CONF.	5- 6	173	2- 3	231	158	216	216	13	13	
TOTALS	RPI 1-25	RPI 26-50	W-L RECORDS	RPI 51-100	RPI 101-150	RPI 150+				
9- 9	0- 1	0- 3	OVERALL	1- 1	1- 1	7- 3				
5- 4	0- 1	0- 1	HOME	0- 1	1- 0	4- 1				
3- 5	0- 0	0- 2	AWAY	1- 0	0- 1	2- 2				
1- 0	0- 0	0- 0	NEUTRAL	0- 0	0- 0	1- 0				
5- 6	0- 1	0- 2	NON-CONFERENCE	1- 1	0- 0	4- 2				
2- 4	0- 1	0- 1	HOME	0- 1	0- 0	2- 1				
2- 2	0- 0	0- 1	AWAY	1- 0	0- 0	1- 1				
1- 0	0- 0	0- 0	NEUTRAL	0- 0	0- 0	1- 0				
4- 3	0- 0	0- 1	CONFERENCE	0- 0	1- 1	3- 1				
3- 0	0- 0	0- 0	HOME	0- 0	1- 0	2- 0				
1- 3	0- 0	0- 1	AWAY	0- 0	0- 1	1- 1				
0- 0	0- 0	0- 0	NEUTRAL	0- 0	0- 0	0- 0				

RPI 1-25				RPI 26-50				RPI 51-100				RPI 101+ Team's RPI: 193			
RPI	S	Opponent	Score	RPI	S	Opponent	Score	RPI	S	Opponent	Score	RPI	S	Opponent	Score
9	H	Purdue	79 81	27	H	Dayton	75 87	75	A	St. Bonaventure	64 62	125	A	Buffalo	46 51
				35	A	St. Mary's (CA)	57 81	81	H	Drexel	52 65	142	H	Ball St.	73 61
				44	A	Central Mich.	71 84					165	A	Ohio	64 62
												194	H	Northern Ill.	73 71
												218	N	Cal St. Fullerton	59 58
												221	A	Western Mich.	72 78
												229	H	Mississippi Val.	95 48
												258	H	Miami (OH)	68 52
												286	A	Evansville	80 90
												315	H	Valparaiso	61 63
												330	A	UMKC	96 81
												337	H	Detroit	79 70
LAST 12 Division I GAMES:															
165	A	Ohio	64 62	44	A	Central Mich.	71 84	286	A	Evansville	80 90	27	H	Dayton	75 87
142	H	Ball St.	73 61	27	H	Dayton	75 87	75	A	St. Bonaventure	64 62	315	H	Valparaiso	61 63
221	A	Western Mich.	72 78	75	A	St. Bonaventure	64 62	315	H	Valparaiso	61 63	337	H	Detroit	79 70
125	A	Buffalo	46 51	315	H	Valparaiso	61 63								
258	H	Miami (OH)	68 52	337	H	Detroit	79 70								
194	H	Northern Ill.	73 71												

Non-Div I Games:

Toledo

## Northern Ill.

Through Games Of Jan. 26, 2014

Average RPI Win:	214	WON-LOST	WINNING	LAST 10	STRENGTH OF	OPP. STRENGTH	TEAM	ADJ.	CONF.	ADJ CONF.
Average RPI Loss:	119	RECORD	PCT. RANK	GAMES	SCHEDULE	OF SCHEDULE	RPI	RPI	RPI	RPI
DIV. I ONLY	7- 10	222	3- 7	174	144	194	194	13	13	
DIV. I NON-CONF.	4- 6	210	2- 3	252	141	232	232	13	13	
TOTALS	RPI 1-25	RPI 26-50	W-L RECORDS	RPI 51-100	RPI 101-150	RPI 150+				
7- 10	0- 0	0- 3	OVERALL	0- 1	0- 4	7- 2				
4- 3	0- 0	0- 0	HOME	0- 0	0- 3	4- 0				
2- 7	0- 0	0- 3	AWAY	0- 1	0- 1	2- 2				
1- 0	0- 0	0- 0	NEUTRAL	0- 0	0- 0	1- 0				
4- 6	0- 0	0- 1	NON-CONFERENCE	0- 1	0- 3	4- 1				
2- 2	0- 0	0- 0	HOME	0- 0	0- 2	2- 0				
1- 4	0- 0	0- 1	AWAY	0- 1	0- 1	1- 1				
1- 0	0- 0	0- 0	NEUTRAL	0- 0	0- 0	1- 0				
3- 4	0- 0	0- 2	CONFERENCE	0- 0	0- 1	3- 1				
2- 1	0- 0	0- 0	HOME	0- 0	0- 1	2- 0				
1- 3	0- 0	0- 2	AWAY	0- 0	0- 0	1- 1				
0- 0	0- 0	0- 0	NEUTRAL	0- 0	0- 0	0- 0				

RPI 1-25				RPI 26-50				RPI 51-100				RPI 101+				Team's RPI: 194	
RPI	S	Opponent	Score	RPI	S	Opponent	Score	RPI	S	Opponent	Score	RPI	S	Opponent	Score		
				41	A	Bowling Green	44 57	83	A	Wisconsin	51 71	102	A	Green Bay	44 78		
				44	A	Central Mich.	60 65					111	H	Ill.-Chicago	54 66		
				47	A	South Dakota St.	50 67					125	H	Buffalo	52 63		
												144	H	UNI	64 66		
												165	H	Ohio	74 51		
												172	H	Eastern Mich.	77 54		
												189	N	Lamar	79 52		
												193	A	Toledo	71 73		
												212	A	Illinois St.	57 52		
												229	H	Mississippi Val.	79 60		
												258	A	Miami (OH)	69 66		
												273	H	Bradley	63 60		
												301	A	New Mexico St.	73 77		
LAST 12 Division I GAMES:																	
				41	A	Bowling Green	44 57	165	H	Ohio	74 51						
				125	H	Buffalo	52 63	111	H	Ill.-Chicago	54 66						
				258	A	Miami (OH)	69 66	144	H	UNI	64 66						
				44	A	Central Mich.	60 65	47	A	South Dakota St.	50 67						
				172	H	Eastern Mich.	77 54	212	A	Illinois St.	57 52						
				193	A	Toledo	71 73	189	N	Lamar	79 52						

Non-Div I Games:

Northern Ill.

■ Loss, 
■ Non-Conf, 
■ S Site, 
■ H Home 
■ A Away 
N Neutral

Average RPI Win:	225	WON-LOST	WINNING	LAST 10	STRENGTH OF	OPP. STRENGTH	TEAM	ADJ.	CONF.	ADJ CONF.
Average RPI Loss:	120	RECORD	PCT. RANK	GAMES	SCHEDULE	OF SCHEDULE	RPI	RPI	RPI	RPI
DIV. I ONLY	8- 10	202	4- 5	172	184	195	195	10	10	
DIV. I NON-CONF.	5- 7	198	3- 2	242	144	236	236	12	12	
TOTALS	RPI 1-25	RPI 26-50	W-L RECORDS	RPI 51-100	RPI 101-150	RPI 150+				
8- 10	0- 0	0- 1	OVERALL	1- 4	1- 1	6- 4				
4- 5	0- 0	0- 1	HOME	1- 1	0- 1	3- 2				
3- 5	0- 0	0- 0	AWAY	0- 3	1- 0	2- 2				
1- 0	0- 0	0- 0	NEUTRAL	0- 0	0- 0	1- 0				
5- 7	0- 0	0- 1	NON-CONFERENCE	0- 4	0- 1	5- 1				
3- 3	0- 0	0- 1	HOME	0- 1	0- 1	3- 0				
1- 4	0- 0	0- 0	AWAY	0- 3	0- 0	1- 1				
1- 0	0- 0	0- 0	NEUTRAL	0- 0	0- 0	1- 0				
3- 3	0- 0	0- 0	CONFERENCE	1- 0	1- 0	1- 3				
1- 2	0- 0	0- 0	HOME	1- 0	0- 0	0- 2				
2- 1	0- 0	0- 0	AWAY	0- 0	1- 0	1- 1				
0- 0	0- 0	0- 0	NEUTRAL	0- 0	0- 0	0- 0				

RPI S	Opponent	Score	RPI S	Opponent	Score	RPI S	Opponent	Score	RPI S	Opponent	Score	Team's RPI: 195
38	H Villanova	61 68	74	A Florida	74 90	127	H Wake Forest	79 86				
			77	H East Carolina	76 75	150	A UAB	63 52				
			79	H FGCU	55 75	152	A UCF	66 71				
			82	A Boston College	69 89	158	N La Salle	84 58				
			89	A Harvard	52 64	161	A Tulsa	73 78				
						162	H Rice	41 59				
						173	A Fla. Atlantic	96 88				
						240	H North Texas	59 66				
						269	A Tennessee Tech	70 65				
						312	H Prairie View	77 52				
						315	H Valparaiso	65 47				
						343	H Fairleigh Dickinson	79 57				
LAST 12 Division I GAMES:												
150	A UAB	63 52	127	H Wake Forest	79 86							
240	H North Texas	59 66	343	H Fairleigh Dickinson	79 57							
161	A Tulsa	73 78	74	A Florida	74 90							
173	A Fla. Atlantic	96 88	158	N La Salle	84 58							
77	H East Carolina	76 75	269	A Tennessee Tech	70 65							
162	H Rice	41 59	312	H Prairie View	77 52							

Non-Div I Games: Palm Beach Atl. 78 44

FIU

Loss, Non-Conf, S Site, H Home A Away N Neutral

Average RPI Win:	219	WON-LOST	WINNING	LAST 10	STRENGTH OF	OPP. STRENGTH	TEAM	ADJ.	CONF.	ADJ CONF.
Average RPI Loss:	129	RECORD	PCT. RANK	GAMES	SCHEDULE	OF SCHEDULE	RPI	RPI	RPI	RPI
DIV. I ONLY	7- 9	208	6- 3	101	259	196	196	19	19	
DIV. I NON-CONF.	2- 9	299	1- 4	72	271	264	264	19	19	
TOTALS	RPI 1-25	RPI 26-50	W-L RECORDS	RPI 51-100	RPI 101-150	RPI 150+				
7- 9	0- 1	0- 0	OVERALL	0- 0	2- 6	5- 2				
4- 6	0- 1	0- 0	HOME	0- 0	1- 4	3- 1				
2- 2	0- 0	0- 0	AWAY	0- 0	1- 1	1- 1				
1- 1	0- 0	0- 0	NEUTRAL	0- 0	0- 1	1- 0				
2- 9	0- 1	0- 0	NON-CONFERENCE	0- 0	0- 6	2- 2				
1- 6	0- 1	0- 0	HOME	0- 0	0- 4	1- 1				
0- 2	0- 0	0- 0	AWAY	0- 0	0- 1	0- 1				
1- 1	0- 0	0- 0	NEUTRAL	0- 0	0- 1	1- 0				
5- 0	0- 0	0- 0	CONFERENCE	0- 0	2- 0	3- 0				
3- 0	0- 0	0- 0	HOME	0- 0	1- 0	2- 0				
2- 0	0- 0	0- 0	AWAY	0- 0	1- 0	1- 0				
0- 0	0- 0	0- 0	NEUTRAL	0- 0	0- 0	0- 0				

RPI 1-25				RPI 26-50				RPI 51-100				RPI 101+ Team's RPI: 196			
RPI	S	Opponent	Score	RPI	S	Opponent	Score	RPI	S	Opponent	Score	RPI	S	Opponent	Score
24	H	West Virginia	58 85									102	H	Green Bay	66 57
												106	H	Cincinnati	62 83
												111	A	Ill.-Chicago	69 58
												113	H	IUPUI	57 66
												117	H	VCU	66 85
												125	H	Buffalo	65 72
												129	A	Bucknell	41 66
												136	N	Delaware	48 69
												153	A	Akron	75 91
												200	H	Northern Ky.	67 53
												215	H	Oakland	79 64
												258	H	Miami (OH)	67 70
												263	H	Milwaukee	87 71
												315	A	Valparaiso	62 49
												327	N	Vermont	74 67
LAST 12 Division I GAMES:															
215	H	Oakland	79 64	153	A	Akron	75 91								
263	H	Milwaukee	87 71	327	N	Vermont	74 67								
102	H	Green Bay	66 57	136	N	Delaware	48 69								
111	A	Ill.-Chicago	69 58	106	H	Cincinnati	62 83								
315	A	Valparaiso	62 49	258	H	Miami (OH)	67 70								
113	H	IUPUI	57 66	24	H	West Virginia	58 85								

Non-Div I Games: Malone 80 73 Ohio Valley 84 52

Youngstown St.

Loss, Non-Conf, S Site, H Home A Away N Neutral

Average RPI Win:	260	WON-LOST	WINNING	LAST 10	STRENGTH OF	OPP. STRENGTH	TEAM	ADJ.	CONF.	ADJ CONF.
Average RPI Loss:	115	RECORD	PCT. RANK	GAMES	SCHEDULE	OF SCHEDULE	RPI	RPI	RPI	RPI
DIV. I ONLY	8- 13	242	5- 5	148	174	197	197	11	11	
DIV. I NON-CONF.	5- 8	220	2- 2	170	211	200	200	11	11	
TOTALS	RPI 1-25	RPI 26-50	W-L RECORDS	RPI 51-100	RPI 101-150	RPI 150+				
8- 13	0- 1	0- 1	OVERALL	0- 4	1- 3	7- 4				
3- 5	0- 0	0- 1	HOME	0- 0	1- 2	2- 2				
4- 6	0- 1	0- 0	AWAY	0- 3	0- 1	4- 1				
1- 2	0- 0	0- 0	NEUTRAL	0- 1	0- 0	1- 1				
5- 8	0- 1	0- 1	NON-CONFERENCE	0- 3	0- 0	5- 3				
1- 3	0- 0	0- 1	HOME	0- 0	0- 0	1- 2				
3- 3	0- 1	0- 0	AWAY	0- 2	0- 0	3- 0				
1- 2	0- 0	0- 0	NEUTRAL	0- 1	0- 0	1- 1				
3- 5	0- 0	0- 0	CONFERENCE	0- 1	1- 3	2- 1				
2- 2	0- 0	0- 0	HOME	0- 0	1- 2	1- 0				
1- 3	0- 0	0- 0	AWAY	0- 1	0- 1	1- 1				
0- 0	0- 0	0- 0	NEUTRAL	0- 0	0- 0	0- 0				

RPI 1-25				RPI 26-50				RPI 51-100				RPI 101+ Team's RPI: 197			
RPI	S	Opponent	Score	RPI	S	Opponent	Score	RPI	S	Opponent	Score	RPI	S	Opponent	Score
3	A	UConn	38 96	50	H	Marist	65 76	53	A	Navy	50 70	129	H	Bucknell	86 58
								75	N	St. Bonaventure	64 65	130	H	Lafayette	63 68
								82	A	Boston College	52 63	135	H	American	56 63
								89	A	Harvard	67 76	138	A	Holy Cross	59 69
												168	N	Old Dominion	56 62
												184	A	Colgate	64 81
												186	H	Northeastern	62 73
												204	H	Yale	68 78
												210	H	Lehigh	71 64
												239	A	New Hampshire	69 58
												254	A	Loyola Maryland	70 60
												278	A	Massachusetts	66 63
												317	N	Monmouth	52 43
												327	A	Vermont	80 62
												328	H	Rhode Island	52 49
LAST 12 Division I GAMES:															
129	H	Bucknell	86 58	210	H	Lehigh	71 64	138	A	Holy Cross	59 69				
135	H	American	56 63	327	A	Vermont	80 62	239	A	New Hampshire	69 58				
254	A	Loyola Maryland	70 60	50	H	Marist	65 76	53	A	Navy	50 70				
184	A	Colgate	64 81	82	A	Boston College	52 63								
130	H	Lafayette	63 68												
53	A	Navy	50 70												

Non-Div I Games:

Boston U.

■ Loss, 
 ■ Non-Conf, 
 ■ S Site, 
 ■ H Home 
 ■ A Away 
 N Neutral

## Providence

Through Games Of Jan. 26, 2014

Average RPI Win:	257	WON-LOST	WINNING	LAST 10	STRENGTH OF	OPP. STRENGTH	TEAM	ADJ.	CONF.	ADJ CONF.
Average RPI Loss:	79	RECORD	PCT. RANK	GAMES	SCHEDULE	OF SCHEDULE	RPI	RPI	RPI	RPI
DIV. I ONLY	6- 13	263	2- 8	110	87	198	198	7	7	
DIV. I NON-CONF.	5- 6	173	1- 3	169	127	175	175	7	7	
TOTALS	RPI 1-25	RPI 26-50	W-L RECORDS	RPI 51-100	RPI 101-150	RPI 150+				
6- 13	0- 1	0- 3	OVERALL	0- 5	1- 3	5- 1				
3- 6	0- 0	0- 1	HOME	0- 2	1- 3	2- 0				
3- 7	0- 1	0- 2	AWAY	0- 3	0- 0	3- 1				
0- 0	0- 0	0- 0	NEUTRAL	0- 0	0- 0	0- 0				
5- 6	0- 1	0- 1	NON-CONFERENCE	0- 3	0- 1	5- 0				
2- 3	0- 0	0- 1	HOME	0- 1	0- 1	2- 0				
3- 3	0- 1	0- 0	AWAY	0- 2	0- 0	3- 0				
0- 0	0- 0	0- 0	NEUTRAL	0- 0	0- 0	0- 0				
1- 7	0- 0	0- 2	CONFERENCE	0- 2	1- 2	0- 1				
1- 3	0- 0	0- 0	HOME	0- 1	1- 2	0- 0				
0- 4	0- 0	0- 2	AWAY	0- 1	0- 0	0- 1				
0- 0	0- 0	0- 0	NEUTRAL	0- 0	0- 0	0- 0				

RPI 1-25				RPI 26-50				RPI 51-100				RPI 101+ Team's RPI: 198			
RPI	S	Opponent	Score	RPI	S	Opponent	Score	RPI	S	Opponent	Score	RPI	S	Opponent	Score
11	A	Arizona St.	65 86	27	H	Dayton	65 83	66	A	Duquesne	78 83	101	H	Albany (NY)	60 70
				38	A	Villanova	59 68	68	H	Creighton	65 97	107	H	Seton Hall	87 90
				46	A	DePaul	71 91	81	A	Drexel	52 62	124	H	Butler	65 68
								82	H	Boston College	71 80	148	H	Georgetown	70 61
								97	A	Marquette	79 87	176	A	Xavier	52 75
												216	H	Hartford	79 53
												243	H	Bryant	104 67
												284	A	Dartmouth	82 72
												325	A	UMass Lowell	109 74
												328	A	Rhode Island	54 51
LAST 12 Division I GAMES:															
				107	H	Seton Hall	87 90	38	A	Villanova	59 68				
				97	A	Marquette	79 87	124	H	Butler	65 68				
				176	A	Xavier	52 75	82	H	Boston College	71 80				
				148	H	Georgetown	70 61	328	A	Rhode Island	54 51				
				68	H	Creighton	65 97	27	H	Dayton	65 83				
				46	A	DePaul	71 91	66	A	Duquesne	78 83				

Non-Div I Games:

Providence

■ Loss, 
■ Non-Conf, S Site, 
■ Home 
■ Away 
N Neutral

Average RPI Win:	246	WON-LOST	WINNING	LAST 10	STRENGTH OF	OPP. STRENGTH	TEAM	ADJ.	CONF.	ADJ CONF.
Average RPI Loss:	155	RECORD	PCT. RANK	GAMES	SCHEDULE	OF SCHEDULE	RPI	RPI	RPI	RPI
DIV. I ONLY	8- 9	187	5- 5	251	167	199	199	25	25	
DIV. I NON-CONF.	5- 5	148	2- 2	229	82	169	169	24	24	
TOTALS	RPI 1-25	RPI 26-50	W-L RECORDS	RPI 51-100	RPI 101-150	RPI 150+				
8- 9	0- 2	0- 0	OVERALL	0- 1	0- 1	8- 5				
4- 1	0- 0	0- 0	HOME	0- 0	0- 0	4- 1				
1- 7	0- 2	0- 0	AWAY	0- 1	0- 0	1- 4				
3- 1	0- 0	0- 0	NEUTRAL	0- 0	0- 1	3- 0				
5- 5	0- 2	0- 0	NON-CONFERENCE	0- 1	0- 1	5- 1				
2- 0	0- 0	0- 0	HOME	0- 0	0- 0	2- 0				
0- 4	0- 2	0- 0	AWAY	0- 1	0- 0	0- 1				
3- 1	0- 0	0- 0	NEUTRAL	0- 0	0- 1	3- 0				
3- 4	0- 0	0- 0	CONFERENCE	0- 0	0- 0	3- 4				
2- 1	0- 0	0- 0	HOME	0- 0	0- 0	2- 1				
1- 3	0- 0	0- 0	AWAY	0- 0	0- 0	1- 3				
0- 0	0- 0	0- 0	NEUTRAL	0- 0	0- 0	0- 0				

RPI 1-25				RPI 26-50				RPI 51-100				RPI 101+ Team's RPI: 199			
RPI	S	Opponent	Score	RPI	S	Opponent	Score	RPI	S	Opponent	Score	RPI	S	Opponent	Score
23	A	Texas	60 90					58	A	Arkansas	53 74	145	N	UTSA	49 62
25	A	Baylor	54 88									163	N	Savannah St.	77 56
												187	H	Sam Houston St.	78 59
												189	H	Lamar	79 84
												208	A	Louisiana Tech	40 74
												213	H	Stephen F. Austin	66 54
												214	A	Oral Roberts	51 62
												231	A	Central Ark.	61 73
												252	H	Houston	74 70
												262	A	A&M-Corpus Christi	65 59
												290	N	North Dakota St.	57 50
												296	H	Jackson St.	71 52
												301	N	New Mexico St.	73 63
												302	A	Houston Baptist	56 67
LAST 12 Division I GAMES:															
214	A	Oral Roberts	51 62	187	H	Sam Houston St.	78 59								
231	A	Central Ark.	61 73	290	N	North Dakota St.	57 50								
213	H	Stephen F. Austin	66 54	301	N	New Mexico St.	73 63	23	A	Texas	60 90				
302	A	Houston Baptist	56 67	208	A	Louisiana Tech	40 74	58	A	Arkansas	53 74				
262	A	A&M-Corpus Christi	65 59												
189	H	Lamar	79 84												

Non-Div I Games: Southern Ark. 77 53 Ark.-Monticello 63 40

Northwestern St.

■ Loss, 
 ■ Non-Conf, S Site, 
 ■ Home 
 ■ Away 
 N Neutral

Average RPI Win:	229	WON-LOST	WINNING	LAST 10	STRENGTH OF	OPP. STRENGTH	TEAM	ADJ.	CONF.	ADJ CONF.
Average RPI Loss:	179	RECORD	PCT. RANK	GAMES	SCHEDULE	OF SCHEDULE	RPI	RPI	RPI	RPI
DIV. I ONLY	10- 8	129	6- 4	299	191	200	200	22	22	
DIV. I NON-CONF.	4- 7	229	1- 4	240	119	248	248	22	22	
TOTALS	RPI 1-25	RPI 26-50	W-L RECORDS	RPI 51-100	RPI 101-150	RPI 150+				
10- 8	0- 0	0- 0	OVERALL	1- 0	1- 4	8- 4				
5- 3	0- 0	0- 0	HOME	0- 0	1- 2	4- 1				
4- 5	0- 0	0- 0	AWAY	0- 0	0- 2	4- 3				
1- 0	0- 0	0- 0	NEUTRAL	1- 0	0- 0	0- 0				
4- 7	0- 0	0- 0	NON-CONFERENCE	1- 0	1- 4	2- 3				
2- 3	0- 0	0- 0	HOME	0- 0	1- 2	1- 1				
1- 4	0- 0	0- 0	AWAY	0- 0	0- 2	1- 2				
1- 0	0- 0	0- 0	NEUTRAL	1- 0	0- 0	0- 0				
6- 1	0- 0	0- 0	CONFERENCE	0- 0	0- 0	6- 1				
3- 0	0- 0	0- 0	HOME	0- 0	0- 0	3- 0				
3- 1	0- 0	0- 0	AWAY	0- 0	0- 0	3- 1				
0- 0	0- 0	0- 0	NEUTRAL	0- 0	0- 0	0- 0				

RPI 1-25				RPI 26-50				RPI 51-100				RPI 101+				Team's RPI: 200
RPI	S	Opponent	Score	RPI	S	Opponent	Score	RPI	S	Opponent	Score	RPI	S	Opponent	Score	
								93	N	UT Martin	70 61	106	H	Cincinnati	77 61	
												113	A	IUPUI	63 86	
												119	H	Western Ky.	64 74	
												124	A	Butler	47 53	
												142	H	Ball St.	63 67	
												151	A	USC Upstate	76 60	
												196	A	Youngstown St.	53 67	
												201	A	Jacksonville	56 67	
												212	H	Illinois St.	61 48	
												219	H	Mercer	72 61	
												258	H	Miami (OH)	66 76	
												268	A	Robert Morris	71 62	
												271	A	East Tenn. St.	73 63	
												276	A	UNC Wilmington	62 65	
												318	H	Lipscomb	72 65	
												321	H	Kennesaw St.	79 51	
												329	A	North Florida	57 51	
LAST 12 Division I GAMES:																
318	H	Lipscomb	72 65	151	A	USC Upstate	76 60									
201	A	Jacksonville	56 67	142	H	Ball St.	63 67									
329	A	North Florida	57 51	113	A	IUPUI	63 86									
321	H	Kennesaw St.	79 51	124	A	Butler	47 53									
219	H	Mercer	72 61	258	H	Miami (OH)	66 76									
271	A	East Tenn. St.	73 63	93	N	UT Martin	70 61									

Non-Div I Games:

Northern Ky.

■ Loss, 
 ■ Non-Conf, 
 ■ S Site, 
 ■ H Home 
 ■ A Away 
 N Neutral



## Jacksonville

Through Games Of Jan. 26, 2014

Average RPI Win:	286	WON-LOST	WINNING	LAST 10	STRENGTH OF	OPP. STRENGTH	TEAM	ADJ.	CONF.	ADJ CONF.
Average RPI Loss:	135	RECORD	PCT. RANK	GAMES	SCHEDULE	OF SCHEDULE	RPI	RPI	RPI	RPI
DIV. I ONLY	8- 9	187	5- 4	282	193	201	201	22	22	
DIV. I NON-CONF.	3- 7	259	0- 4	315	126	280	280	22	22	
TOTALS	RPI 1-25	RPI 26-50	W-L RECORDS	RPI 51-100	RPI 101-150	RPI 150+				
8- 9	0- 0	0- 1	OVERALL	0- 4	0- 0	8- 4				
5- 0	0- 0	0- 0	HOME	0- 0	0- 0	5- 0				
3- 8	0- 0	0- 1	AWAY	0- 4	0- 0	3- 3				
0- 1	0- 0	0- 0	NEUTRAL	0- 0	0- 0	0- 1				
3- 7	0- 0	0- 1	NON-CONFERENCE	0- 2	0- 0	3- 4				
2- 0	0- 0	0- 0	HOME	0- 0	0- 0	2- 0				
1- 6	0- 0	0- 1	AWAY	0- 2	0- 0	1- 3				
0- 1	0- 0	0- 0	NEUTRAL	0- 0	0- 0	0- 1				
5- 2	0- 0	0- 0	CONFERENCE	0- 2	0- 0	5- 0				
3- 0	0- 0	0- 0	HOME	0- 0	0- 0	3- 0				
2- 2	0- 0	0- 0	AWAY	0- 2	0- 0	2- 0				
0- 0	0- 0	0- 0	NEUTRAL	0- 0	0- 0	0- 0				

RPI 1-25				RPI 26-50				RPI 51-100				RPI 101+				Team's RPI: 201
RPI	S	Opponent	Score	RPI	S	Opponent	Score	RPI	S	Opponent	Score	RPI	S	Opponent	Score	
				28	A	Florida St.	33 71	73	A	Stetson	67 84	173	N	Fla. Atlantic	62 71	
								79	A	FGCU	49 56	200	H	Northern Ky.	67 56	
								80	A	South Fla.	53 82	209	A	Florida A&M	64 69	
								92	A	Alabama	62 75	211	A	Texas Tech	48 62	
												219	A	Mercer	71 67	
												274	A	Bethune-Cookman	49 57	
												285	A	Troy	82 67	
												305	H	Ga. Southern	79 58	
												307	H	Tennessee St.	87 66	
												318	H	Lipscomb	86 65	
												321	A	Kennesaw St.	74 63	
												329	H	North Florida	74 42	
LAST 12 Division I GAMES:																
				73	A	Stetson	67 84	321	A	Kennesaw St.	74 63					
				79	A	FGCU	49 56	173	N	Fla. Atlantic	62 71					
				200	H	Northern Ky.	67 56	211	A	Texas Tech	48 62					
				318	H	Lipscomb	86 65	92	A	Alabama	62 75					
				329	H	North Florida	74 42	274	A	Bethune-Cookman	49 57					
				219	A	Mercer	71 67	28	A	Florida St.	33 71					

Non-Div I Games: Abilene Christian 72 76

Jacksonville

Loss, Non-Conf, S Site, H Home A Away N Neutral

Average RPI Win:	275	WON-LOST	WINNING	LAST 10	STRENGTH OF	OPP. STRENGTH	TEAM	ADJ.	CONF.	ADJ CONF.
Average RPI Loss:	159	RECORD	PCT. RANK	GAMES	SCHEDULE	OF SCHEDULE	RPI	RPI	RPI	RPI
DIV. I ONLY	8- 9	187	5- 5	202	340	202	202	29	29	
DIV. I NON-CONF.	4- 7	229	1- 5	139	340	198	198	28	28	
TOTALS	RPI 1-25	RPI 26-50	W-L RECORDS	RPI 51-100	RPI 101-150	RPI 150+				
8- 9	0- 0	0- 1	OVERALL	0- 3	2- 1	6- 4				
5- 1	0- 0	0- 0	HOME	0- 0	1- 1	4- 0				
1- 7	0- 0	0- 1	AWAY	0- 3	0- 0	1- 3				
2- 1	0- 0	0- 0	NEUTRAL	0- 0	1- 0	1- 1				
4- 7	0- 0	0- 1	NON-CONFERENCE	0- 2	1- 1	3- 3				
1- 1	0- 0	0- 0	HOME	0- 0	0- 1	1- 0				
1- 5	0- 0	0- 1	AWAY	0- 2	0- 0	1- 2				
2- 1	0- 0	0- 0	NEUTRAL	0- 0	1- 0	1- 1				
4- 2	0- 0	0- 0	CONFERENCE	0- 1	1- 0	3- 1				
4- 0	0- 0	0- 0	HOME	0- 0	1- 0	3- 0				
0- 2	0- 0	0- 0	AWAY	0- 1	0- 0	0- 1				
0- 0	0- 0	0- 0	NEUTRAL	0- 0	0- 0	0- 0				

RPI 1-25			RPI 26-50			RPI 51-100			RPI 101+			Team's RPI: 202
RPI	S	Opponent	Score	RPI	S	Opponent	Score	RPI	S	Opponent	Score	
29	A	Oklahoma St.	48 90	63	A	Wichita St.	40 69	117	H	VCU	57 67	
				86	A	TCU	47 73	139	H	Grand Canyon	60 58	
				100	A	Idaho	65 76	144	N	UNI	70 47	
								211	A	Texas Tech	48 70	
								226	A	Seattle	62 84	
								262	A	A&M-Corpus Christi	54 68	
								301	H	New Mexico St.	66 61	
								302	A	Houston Baptist	76 74	
								303	N	Norfolk St.	50 36	
								330	H	UMKC	65 50	
								336	N	Neb. Omaha	61 73	
								338	H	Texas-Arlington	75 63	
								345	H	Chicago St.	66 44	
LAST 12 Division I GAMES:												
301	H	New Mexico St.	66 61	29	A	Oklahoma St.	48 90					
345	H	Chicago St.	66 44	63	A	Wichita St.	40 69					
330	H	UMKC	65 50	336	N	Neb. Omaha	61 73					
226	A	Seattle	62 84	338	H	Texas-Arlington	75 63					
100	A	Idaho	65 76	86	A	TCU	47 73					
139	H	Grand Canyon	60 58	262	A	A&M-Corpus Christi	54 68					

Non-Div I Games: Schreiner 87 46 Texas Lutheran 80 37

Tex.-Pan American

■ Loss, 
 ■ Non-Conf, S Site, 
 ■ Home 
 ■ Away 
 N Neutral

Average RPI Win:	263	WON-LOST	WINNING	LAST 10	STRENGTH OF	OPP. STRENGTH	TEAM	ADJ.	CONF.	ADJ CONF.
Average RPI Loss:	179	RECORD	PCT. RANK	GAMES	SCHEDULE	OF SCHEDULE	RPI	RPI	RPI	RPI
DIV. I ONLY	9- 10	175	6- 4	256	304	203	203	26	26	
DIV. I NON-CONF.	4- 8	242	2- 3	290	292	271	271	26	26	
TOTALS	RPI 1-25	RPI 26-50	W-L RECORDS	RPI 51-100	RPI 101-150	RPI 150+				
9- 10	0- 0	0- 0	OVERALL	0- 3	1- 1	8- 6				
4- 2	0- 0	0- 0	HOME	0- 1	0- 0	4- 1				
5- 7	0- 0	0- 0	AWAY	0- 1	1- 1	4- 5				
0- 1	0- 0	0- 0	NEUTRAL	0- 1	0- 0	0- 0				
4- 8	0- 0	0- 0	NON-CONFERENCE	0- 3	0- 0	4- 5				
2- 2	0- 0	0- 0	HOME	0- 1	0- 0	2- 1				
2- 5	0- 0	0- 0	AWAY	0- 1	0- 0	2- 4				
0- 1	0- 0	0- 0	NEUTRAL	0- 1	0- 0	0- 0				
5- 2	0- 0	0- 0	CONFERENCE	0- 0	1- 1	4- 1				
2- 0	0- 0	0- 0	HOME	0- 0	0- 0	2- 0				
3- 2	0- 0	0- 0	AWAY	0- 0	1- 1	2- 1				
0- 0	0- 0	0- 0	NEUTRAL	0- 0	0- 0	0- 0				

RPI 1-25				RPI 26-50				RPI 51-100				RPI 101+ Team's RPI: 203					
RPI	S	Opponent	Score	RPI	S	Opponent	Score	RPI	S	Opponent	Score	RPI	S	Opponent	Score		
								59	H	Georgia	58	70	119	A	Western Ky.	59	80
								90	N	N.C. A&T	49	74	123	A	Arkansas St.	76	74
								93	A	UT Martin	80	84	152	H	UCF	77	85
													178	H	UALR	61	59
													213	A	Stephen F. Austin	60	66
													242	H	Belmont	87	84
													255	A	Santa Clara	68	87
													256	A	San Jose St.	81	95
													267	A	Western Caro.	61	74
													285	H	Troy	85	77
													288	A	South Ala.	57	65
													289	A	La.-Monroe	77	66
													294	A	La.-Lafayette	72	67
													313	H	Jacksonville St.	65	63
													319	A	Kent St.	56	55
													321	A	Kennesaw St.	60	54
LAST 12 Division I GAMES:																	
289	A	La.-Monroe	77	66	285	H	Troy	85	77								
294	A	La.-Lafayette	72	67	255	A	Santa Clara	68	87								
178	H	UALR	61	59	256	A	San Jose St.	81	95								
123	A	Arkansas St.	76	74	319	A	Kent St.	56	55								
119	A	Western Ky.	59	80	321	A	Kennesaw St.	60	54								
288	A	South Ala.	57	65	59	H	Georgia	58	70								

Non-Div I Games:

Georgia St.

■ Loss, 
 ■ Non-Conf, 
 ■ S Site, 
 ■ H Home 
 ■ A Away 
 N Neutral

Average RPI Win:	278	WON-LOST	WINNING	LAST 10	STRENGTH OF	OPP. STRENGTH	TEAM	ADJ.	CONF.	ADJ CONF.
Average RPI Loss:	131	RECORD	PCT. RANK	GAMES	SCHEDULE	OF SCHEDULE	RPI	RPI	RPI	RPI
DIV. I ONLY	8- 8	156	5- 5	264	224	204	204	14	14	
DIV. I NON-CONF.	6- 8	193	3- 7	269	202	227	227	15	15	
TOTALS	RPI 1-25	RPI 26-50	W-L RECORDS	RPI 51-100	RPI 101-150	RPI 150+				
8- 8	0- 0	0- 0	OVERALL	0- 4	0- 2	8- 2				
4- 3	0- 0	0- 0	HOME	0- 1	0- 1	4- 1				
4- 5	0- 0	0- 0	AWAY	0- 3	0- 1	4- 1				
0- 0	0- 0	0- 0	NEUTRAL	0- 0	0- 0	0- 0				
6- 8	0- 0	0- 0	NON-CONFERENCE	0- 4	0- 2	6- 2				
3- 3	0- 0	0- 0	HOME	0- 1	0- 1	3- 1				
3- 5	0- 0	0- 0	AWAY	0- 3	0- 1	3- 1				
0- 0	0- 0	0- 0	NEUTRAL	0- 0	0- 0	0- 0				
2- 0	0- 0	0- 0	CONFERENCE	0- 0	0- 0	2- 0				
1- 0	0- 0	0- 0	HOME	0- 0	0- 0	1- 0				
1- 0	0- 0	0- 0	AWAY	0- 0	0- 0	1- 0				
0- 0	0- 0	0- 0	NEUTRAL	0- 0	0- 0	0- 0				

RPI	S	Opponent	Score	RPI	S	Opponent	Score	RPI	S	Opponent	Score	RPI	S	Opponent	Score	Team's RPI: 204
60	A	Fordham	52	80	146	A	Furman	61	66	148	H	Georgetown	65	66		
91	H	Army	56	68	171	H	Sacred Heart	54	67	197	A	Boston U.	78	68		
94	A	Kansas	63	79	239	A	New Hampshire	53	58	243	H	Bryant	72	61		
96	A	Miami (FL)	67	91	250	A	Maine	86	85	295	A	Brown	70	53		
					295	H	Brown	73	52	300	H	Saint Peter's	66	35		
					317	A	Monmouth	64	55	325	H	UMass Lowell	90	77		
LAST 12 Division I GAMES:																
295	H	Brown	73	52	148	H	Georgetown	65	66							
295	A	Brown	70	53	91	H	Army	56	68							
239	A	New Hampshire	53	58	243	H	Bryant	72	61							
250	A	Maine	86	85	146	A	Furman	61	66							
94	A	Kansas	63	79	96	A	Miami (FL)	67	91							
300	H	Saint Peter's	66	35	60	A	Fordham	52	80							

Non-Div I Games:

Yale

Average RPI Win:	261	WON-LOST	WINNING	LAST 10	STRENGTH OF	OPP. STRENGTH	TEAM	ADJ.	CONF.	ADJ CONF.
Average RPI Loss:	125	RECORD	PCT. RANK	GAMES	SCHEDULE	OF SCHEDULE	RPI	RPI	RPI	RPI
DIV. I ONLY	8- 11	213	6- 4	192	213	205	205	18	18	
DIV. I NON-CONF.	4- 8	242	2- 3	153	190	217	217	17	17	
TOTALS	RPI 1-25	RPI 26-50	W-L RECORDS	RPI 51-100	RPI 101-150	RPI 150+				
8- 11	0- 1	0- 2	OVERALL	0- 3	0- 2	8- 3				
4- 5	0- 0	0- 0	HOME	0- 3	0- 1	4- 1				
4- 6	0- 1	0- 2	AWAY	0- 0	0- 1	4- 2				
0- 0	0- 0	0- 0	NEUTRAL	0- 0	0- 0	0- 0				
4- 8	0- 1	0- 2	NON-CONFERENCE	0- 2	0- 1	4- 2				
2- 4	0- 0	0- 0	HOME	0- 2	0- 1	2- 1				
2- 4	0- 1	0- 2	AWAY	0- 0	0- 0	2- 1				
0- 0	0- 0	0- 0	NEUTRAL	0- 0	0- 0	0- 0				
4- 3	0- 0	0- 0	CONFERENCE	0- 1	0- 1	4- 1				
2- 1	0- 0	0- 0	HOME	0- 1	0- 0	2- 0				
2- 2	0- 0	0- 0	AWAY	0- 0	0- 1	2- 1				
0- 0	0- 0	0- 0	NEUTRAL	0- 0	0- 0	0- 0				

RPI 1-25				RPI 26-50				RPI 51-100				RPI 101+ Team's RPI: 205			
RPI	S	Opponent	Score	RPI	S	Opponent	Score	RPI	S	Opponent	Score	RPI	S	Opponent	Score
7	A	Louisville	54 101	39	A	Minnesota	36 80	61	H	Northwestern	57 90	130	H	Lafayette	55 66
				46	A	DePaul	55 93	63	H	Wichita St.	58 71	144	A	UNI	59 70
								100	H	Idaho	60 62	155	H	Missouri St.	63 61
												172	H	Eastern Mich.	64 82
												190	H	IPFW	82 61
												238	A	Drake	75 69
												270	A	Western Ill.	89 79
												273	H	Bradley	73 63
												284	H	Dartmouth	56 52
												286	A	Evansville	57 75
												322	A	Eastern Ill.	80 81
												335	A	Southern Ill.	60 48
												345	A	Chicago St.	77 63
LAST 12 Division I GAMES:															
144	A	UNI	59 70	286	A	Evansville	57 75								
238	A	Drake	75 69	345	A	Chicago St.	77 63								
273	H	Bradley	73 63	284	H	Dartmouth	56 52								
155	H	Missouri St.	63 61	61	H	Northwestern	57 90								
63	H	Wichita St.	58 71	46	A	DePaul	55 93								
335	A	Southern Ill.	60 48	172	H	Eastern Mich.	64 82								

Non-Div I Games:

Loyola Chicago

■ Loss, 
 ■ Non-Conf, 
 ■ S Site, 
 ■ H Home 
 ■ A Away 
 N Neutral

Average RPI Win:	204	WON-LOST	WINNING	LAST 10	STRENGTH OF	OPP. STRENGTH	TEAM	ADJ.	CONF.	ADJ CONF.
Average RPI Loss:	122	RECORD	PCT. RANK	GAMES	SCHEDULE	OF SCHEDULE	RPI	RPI	RPI	RPI
DIV. I ONLY	7- 9	208	5- 4	132	152	206	206	16	16	
DIV. I NON-CONF.	3- 5	225	3- 0	37	71	170	170	18	18	
TOTALS	RPI 1-25	RPI 26-50	W-L RECORDS	RPI 51-100	RPI 101-150	RPI 150+				
7- 9	0- 1	0- 1	OVERALL	2- 1	0- 2	5- 4				
7- 2	0- 0	0- 0	HOME	2- 1	0- 0	5- 1				
0- 5	0- 1	0- 0	AWAY	0- 0	0- 1	0- 3				
0- 2	0- 0	0- 1	NEUTRAL	0- 0	0- 1	0- 0				
3- 5	0- 1	0- 1	NON-CONFERENCE	1- 1	0- 2	2- 0				
3- 1	0- 0	0- 0	HOME	1- 1	0- 0	2- 0				
0- 2	0- 1	0- 0	AWAY	0- 0	0- 1	0- 0				
0- 2	0- 0	0- 1	NEUTRAL	0- 0	0- 1	0- 0				
4- 4	0- 0	0- 0	CONFERENCE	1- 0	0- 0	3- 4				
4- 1	0- 0	0- 0	HOME	1- 0	0- 0	3- 1				
0- 3	0- 0	0- 0	AWAY	0- 0	0- 0	0- 3				
0- 0	0- 0	0- 0	NEUTRAL	0- 0	0- 0	0- 0				

RPI 1-25				RPI 26-50				RPI 51-100				RPI 101+ Team's RPI: 206			
RPI	S	Opponent	Score	RPI	S	Opponent	Score	RPI	S	Opponent	Score	RPI	S	Opponent	Score
14	A	Gonzaga	58 78	37	N	Iowa St.	60 88	71	H	SMU	70 75	108	A	Portland	65 68
								85	H	Sacramento St.	78 65	124	N	Butler	51 74
								100	H	Idaho	85 84	156	A	Montana St.	74 78
												160	A	Montana	64 81
												166	A	Southern Utah	61 62
												188	H	Cal St. Northridge	73 53
												220	H	Idaho St.	67 55
												236	H	Boise St.	81 66
												259	H	Portland St.	74 86
												293	H	Northern Ariz.	92 68
												309	H	Weber St.	78 67
LAST 12 Division I GAMES:															
166	A	Southern Utah	61 62	309	H	Weber St.	78 67								
85	H	Sacramento St.	78 65	259	H	Portland St.	74 86								
293	H	Northern Ariz.	92 68	236	H	Boise St.	81 66								
156	A	Montana St.	74 78	100	H	Idaho	85 84								
160	A	Montana	64 81	188	H	Cal St. Northridge	73 53								
220	H	Idaho St.	67 55	124	N	Butler	51 74								

Non-Div I Games: Northwest (WA) 90 48

Eastern Wash.

■ Loss, 
 ■ Non-Conf, 
 ■ S Site, 
 ■ Home 
 ■ A Away 
 N Neutral

## Texas Southern

Through Games Of Jan. 26, 2014

Average RPI Win:	264	WON-LOST	WINNING	LAST 10	STRENGTH OF	OPP. STRENGTH	TEAM	ADJ.	CONF.	ADJ CONF.
Average RPI Loss:	160	RECORD	PCT. RANK	GAMES	SCHEDULE	OF SCHEDULE	RPI	RPI	RPI	RPI
DIV. I ONLY	8- 9	187	5- 5	209	330	207	207	32	32	
DIV. I NON-CONF.	3- 8	268	0- 6	77	322	211	211	32	32	
TOTALS	RPI 1-25	RPI 26-50	W-L RECORDS	RPI 51-100	RPI 101-150	RPI 150+				
8- 9	0- 1	0- 0	OVERALL	0- 2	0- 1	8- 5				
5- 2	0- 0	0- 0	HOME	0- 0	0- 0	5- 2				
3- 5	0- 0	0- 0	AWAY	0- 2	0- 0	3- 3				
0- 2	0- 1	0- 0	NEUTRAL	0- 0	0- 1	0- 0				
3- 8	0- 1	0- 0	NON-CONFERENCE	0- 2	0- 1	3- 4				
2- 1	0- 0	0- 0	HOME	0- 0	0- 0	2- 1				
1- 5	0- 0	0- 0	AWAY	0- 2	0- 0	1- 3				
0- 2	0- 1	0- 0	NEUTRAL	0- 0	0- 1	0- 0				
5- 1	0- 0	0- 0	CONFERENCE	0- 0	0- 0	5- 1				
3- 1	0- 0	0- 0	HOME	0- 0	0- 0	3- 1				
2- 0	0- 0	0- 0	AWAY	0- 0	0- 0	2- 0				
0- 0	0- 0	0- 0	NEUTRAL	0- 0	0- 0	0- 0				

RPI 1-25				RPI 26-50				RPI 51-100				RPI 101+				Team's RPI: 207	
RPI	S	Opponent	Score	RPI	S	Opponent	Score	RPI	S	Opponent	Score	RPI	S	Opponent	Score		
21	N	Maryland	59 100					64	A	UTEP	61 87	111	N	Ill.-Chicago	66 70		
								94	A	Kansas	78 105	161	A	Tulsa	88 80		
												162	A	Rice	54 61		
												175	H	Southern U.	68 70		
												224	A	Nicholls St.	70 79		
												228	H	McNeese St.	71 55		
												229	H	Mississippi Val.	65 55		
												257	A	Grambling	77 63		
												262	H	A&M-Corpus Christi	69 71		
												296	A	Jackson St.	73 48		
												302	H	Houston Baptist	82 70		
												312	H	Prairie View	63 59		
												324	H	Alcorn	69 44		
												330	A	UMKC	79 80		
LAST 12 Division I GAMES:																	
229	H	Mississippi Val.	65 55	64	A	UTEP	61 87	262	H	A&M-Corpus Christi	69 71						
296	A	Jackson St.	73 48	330	A	UMKC	79 80	94	A	Kansas	78 105	111	N	Ill.-Chicago	66 70		
257	A	Grambling	77 63	21	N	Maryland	59 100										
312	H	Prairie View	63 59														
175	H	Southern U.	68 70														
324	H	Alcorn	69 44														

Non-Div I Games:

Texas Southern

■ Loss, 
 ■ Non-Conf, S Site, 
 ■ Home 
 ■ Away 
 N Neutral

Average RPI Win:	255	WON-LOST	WINNING	LAST 10	STRENGTH OF	OPP. STRENGTH	TEAM	ADJ.	CONF.	ADJ CONF.
Average RPI Loss:	96	RECORD	PCT. RANK	GAMES	SCHEDULE	OF SCHEDULE	RPI	RPI	RPI	RPI
DIV. I ONLY	6- 13	263	3- 7	61	161	208	208	10	10	
DIV. I NON-CONF.	5- 8	220	4- 2	149	161	219	219	12	12	
TOTALS	RPI 1-25	RPI 26-50	W-L RECORDS	RPI 51-100	RPI 101-150	RPI 150+				
6- 13	0- 3	0- 1	OVERALL	0- 4	0- 2	6- 3				
6- 4	0- 1	0- 1	HOME	0- 1	0- 1	6- 0				
0- 9	0- 2	0- 0	AWAY	0- 3	0- 1	0- 3				
0- 0	0- 0	0- 0	NEUTRAL	0- 0	0- 0	0- 0				
5- 8	0- 3	0- 0	NON-CONFERENCE	0- 1	0- 2	5- 2				
5- 2	0- 1	0- 0	HOME	0- 0	0- 1	5- 0				
0- 6	0- 2	0- 0	AWAY	0- 1	0- 1	0- 2				
0- 0	0- 0	0- 0	NEUTRAL	0- 0	0- 0	0- 0				
1- 5	0- 0	0- 1	CONFERENCE	0- 3	0- 0	1- 1				
1- 2	0- 0	0- 1	HOME	0- 1	0- 0	1- 0				
0- 3	0- 0	0- 0	AWAY	0- 2	0- 0	0- 1				
0- 0	0- 0	0- 0	NEUTRAL	0- 0	0- 0	0- 0				

RPI 1-25				RPI 26-50				RPI 51-100				RPI 101+ Team's RPI: 208			
RPI	S	Opponent	Score	RPI	S	Opponent	Score	RPI	S	Opponent	Score	RPI	S	Opponent	Score
5	H	LSU	69 81	30	H	Middle Tenn.	51 68	52	A	Virginia	82 95	123	H	Arkansas St.	68 91
8	A	South Carolina	45 68					77	A	East Carolina	55 86	137	A	Ole Miss	68 79
19	A	Texas A&M	52 80					87	H	Southern Miss.	56 67	162	A	Rice	68 82
								99	A	Tulane	61 75	173	H	Fla. Atlantic	64 63
												178	H	UALR	50 39
												199	H	Northwestern St.	74 40
												224	A	Nicholls St.	78 80
												228	A	McNeese St.	51 63
												294	H	La.-Lafayette	51 44
												340	H	New Orleans	69 39
												344	H	Alabama A&M	81 51
LAST 12 Division I GAMES:															
				99	A	Tulane	61 75	19	A	Texas A&M	52 80				
				173	H	Fla. Atlantic	64 63	344	H	Alabama A&M	81 51				
				77	A	East Carolina	55 86	178	H	UALR	50 39				
				162	A	Rice	68 82	228	A	McNeese St.	51 63				
				30	H	Middle Tenn.	51 68	199	H	Northwestern St.	74 40				
				87	H	Southern Miss.	56 67	294	H	La.-Lafayette	51 44				














































Non-Div I Games:

Louisiana Tech

■ Loss, 
 ■ Non-Conf, 
 ■ S Site, 
 ■ H Home 
 ■ A Away 
 N Neutral







Average RPI Win:	<b>243</b>	WON-LOST	WINNING	LAST 10	STRENGTH OF	OPP. STRENGTH	TEAM	ADJ.	CONF.	ADJ CONF.
Average RPI Loss:	<b>173</b>	RECORD	PCT. RANK	GAMES	SCHEDULE	OF SCHEDULE	RPI	RPI	RPI	RPI
DIV. I ONLY	<b>8- 11</b>	<b>213</b>	<b>3- 7</b>	<b>144</b>	<b>346</b>	<b>209</b>	<b>209</b>	<b>24</b>	<b>24</b>	
DIV. I NON-CONF.	<b>5- 7</b>	<b>198</b>	<b>1- 4</b>	<b>157</b>	<b>343</b>	<b>210</b>	<b>210</b>	<b>25</b>	<b>25</b>	
TOTALS	RPI 1-25	RPI 26-50	W-L RECORDS	RPI 51-100	RPI 101-150	RPI 150+				
8- 11	0- 0	0- 0	OVERALL	1- 4	0- 2	7- 5				
5- 2	0- 0	0- 0	HOME	1- 1	0- 0	4- 1				
1- 8	0- 0	0- 0	AWAY	0- 2	0- 1	1- 4				
2- 1	0- 0	0- 0	NEUTRAL	0- 0	0- 1	2- 0				
5- 7	0- 0	0- 0	NON-CONFERENCE	0- 3	0- 2	5- 2				
3- 1	0- 0	0- 0	HOME	0- 1	0- 0	3- 0				
0- 5	0- 0	0- 0	AWAY	0- 2	0- 1	0- 2				
2- 1	0- 0	0- 0	NEUTRAL	0- 0	0- 1	2- 0				
3- 4	0- 0	0- 0	CONFERENCE	1- 1	0- 0	2- 3				
2- 1	0- 0	0- 0	HOME	1- 0	0- 0	1- 1				
1- 3	0- 0	0- 0	AWAY	0- 1	0- 0	1- 2				
0- 0	0- 0	0- 0	NEUTRAL	0- 0	0- 0	0- 0				































































RPI 1-25			RPI 26-50			RPI 51-100			RPI 101+			Team's RPI: 209
RPI	S	Opponent	Score	RPI	S	Opponent	Score	RPI	S	Opponent	Score	
						69  Auburn	55  92	117  VCU	67  94			
						73  Stetson	66  101	127 N Wake Forest	63  79			
						87  Southern Miss.	69  96	163  Savannah St.	68  80			
						90  N.C. A&T	55 51	175  Southern U.	74 67			
						98  Hampton	67  70	201  Jacksonville	69 64			
								222  N.C. Central	64  71			
								244 N Eastern Ky.	64 58			
								282  Howard	87 42			
								285  Troy	88  100			
								303  Norfolk St.	83 62			
								307  Tennessee St.	66 49			
								326  Alabama St.	63  64			
								331  South Carolina St.	57  68			
								343 N Fairleigh Dickinson	62 52			
LAST 12 Division I GAMES:												
						282  Howard	87 42	127 N Wake Forest	63  79			
						163  Savannah St.	68  80	117  VCU	67  94			
						331  South Carolina St.	57  68	326  Alabama St.	63  64			
						90  N.C. A&T	55 51	69  Auburn	55  92			
						222  N.C. Central	64  71	98  Hampton	67  70			
						343 N Fairleigh Dickinson	62 52	303  Norfolk St.	83 62			

Non-Div I Games: Webber Int'l 65 57

Florida A&amp;M



 Loss, 
  Non-Conf, S Site, 
  Home 
  Away 
 N Neutral

Average RPI Win: <b>239</b>	WON-LOST	WINNING	LAST 10	STRENGTH OF	OPP. STRENGTH	TEAM	ADJ.	CONF.	ADJ CONF.
Average RPI Loss: <b>138</b>	RECORD	PCT. RANK	GAMES	SCHEDULE	OF SCHEDULE	RPI	RPI	RPI	RPI
DIV. I ONLY	<b>9- 10</b>	<b>175</b>	<b>2- 8</b>	<b>231</b>	<b>156</b>	<b>210</b>	<b>210</b>	<b>11</b>	<b>11</b>
DIV. I NON-CONF.	<b>7- 4</b>	<b>95</b>	<b>2- 2</b>	<b>307</b>	<b>196</b>	<b>188</b>	<b>188</b>	<b>11</b>	<b>11</b>
TOTALS	RPI 1-25	RPI 26-50	W-L RECORDS	RPI 51-100	RPI 101-150	RPI 150+			
9- 10	0- 0	0- 2	OVERALL	0- 2	2- 3	7- 3			
6- 4	0- 0	0- 1	HOME	0- 1	1- 1	5- 1			
3- 6	0- 0	0- 1	AWAY	0- 1	1- 2	2- 2			
0- 0	0- 0	0- 0	NEUTRAL	0- 0	0- 0	0- 0			
7- 4	0- 0	0- 2	NON-CONFERENCE	0- 0	1- 1	6- 1			
4- 2	0- 0	0- 1	HOME	0- 0	0- 1	4- 0			
3- 2	0- 0	0- 1	AWAY	0- 0	1- 0	2- 1			
0- 0	0- 0	0- 0	NEUTRAL	0- 0	0- 0	0- 0			
2- 6	0- 0	0- 0	CONFERENCE	0- 2	1- 2	1- 2			
2- 2	0- 0	0- 0	HOME	0- 1	1- 0	1- 1			
0- 4	0- 0	0- 0	AWAY	0- 1	0- 2	0- 1			
0- 0	0- 0	0- 0	NEUTRAL	0- 0	0- 0	0- 0			

RPI S	Opponent	Score	RPI S	Opponent	Score	RPI S	Opponent	Score	RPI S	Opponent	Score	Team's RPI: 210
			32  Ohio St.	63  93		53  Navy	61  73		115  Fairfield	73  67		
			38  Villanova	73  79		91  Army	63  74		130  Lafayette	51  73		
									135  American	61  70		
									136  Delaware	64  77		
									138  Holy Cross	87  82		
									183  Mt. St. Mary's	95  67		
									184  Colgate	76  69		
									197  Boston U.	64  71		
									253  Niagara	93  73		
									254  Loyola Maryland	64  70		
									300  Saint Peter's	75  54		
									310  Columbia	80  87		
									320  NJIT	77  72		
									327  Vermont	87  78		
									328  Rhode Island	65  57		
LAST 12 Division I GAMES:												
130  Lafayette	51  73	197  Boston U.	64  71									
53  Navy	61  73	184  Colgate	76  69									
138  Holy Cross	87  82	310  Columbia	80  87									
135  American	61  70	136  Delaware	64  77									
254  Loyola Maryland	64  70	327  Vermont	87  78									
91  Army	63  74	300  Saint Peter's	75  54									

Non-Div I Games:

Lehigh

 Loss, 
  Non-Conf, 
 S Site, 
  Home 
  Away 
 N Neutral

Average RPI Win:	238	WON-LOST	WINNING	LAST 10	STRENGTH OF	OPP. STRENGTH	TEAM	ADJ.	CONF.	ADJ CONF.
Average RPI Loss:	70	RECORD	PCT. RANK	GAMES	SCHEDULE	OF SCHEDULE	RPI	RPI	RPI	RPI
DIV. I ONLY	6- 12	255	1- 8	66	89	211	211	5	5	
DIV. I NON-CONF.	6- 4	114	2- 1	196	247	195	195	5	5	
TOTALS	RPI 1-25	RPI 26-50	W-L RECORDS	RPI 51-100	RPI 101-150	RPI 150+				
6- 12	0- 2	0- 5	OVERALL	0- 3	0- 1	6- 1				
6- 6	0- 2	0- 2	HOME	0- 1	0- 1	6- 0				
0- 4	0- 0	0- 2	AWAY	0- 1	0- 0	0- 1				
0- 2	0- 0	0- 1	NEUTRAL	0- 1	0- 0	0- 0				
6- 4	0- 1	0- 1	NON-CONFERENCE	0- 1	0- 0	6- 1				
6- 1	0- 1	0- 0	HOME	0- 0	0- 0	6- 0				
0- 1	0- 0	0- 0	AWAY	0- 0	0- 0	0- 1				
0- 2	0- 0	0- 1	NEUTRAL	0- 1	0- 0	0- 0				
0- 8	0- 1	0- 4	CONFERENCE	0- 2	0- 1	0- 0				
0- 5	0- 1	0- 2	HOME	0- 1	0- 1	0- 0				
0- 3	0- 0	0- 2	AWAY	0- 1	0- 0	0- 0				
0- 0	0- 0	0- 0	NEUTRAL	0- 0	0- 0	0- 0				

RPI 1-25				RPI 26-50				RPI 51-100				RPI 101+				Team's RPI: 211	
RPI	S	Opponent	Score	RPI	S	Opponent	Score	RPI	S	Opponent	Score	RPI	S	Opponent	Score		
11	H	Arizona St.	77 85	29	A	Oklahoma St.	56 82	67	N	Michigan	71 82	116	H	Kansas St.	65 72		
24	H	West Virginia	51 70	37	A	Iowa St.	48 74	86	H	TCU	54 65	173	H	Fla. Atlantic	76 63		
				37	H	Iowa St.	76 85	94	A	Kansas	46 67	201	H	Jacksonville	62 48		
				42	H	Oklahoma	38 68					202	H	Tex.-Pan American	70 48		
				48	N	Rutgers	52 61					246	H	New Mexico	64 56		
												249	A	Arizona	56 65		
												257	H	Grambling	86 68		
												347	H	Ark.-Pine Bluff	58 50		
LAST 12 Division I GAMES:																	
				37	H	Iowa St.	76 85	86	H	TCU	54 65						
				24	H	West Virginia	51 70	42	H	Oklahoma	38 68						
				29	A	Oklahoma St.	56 82	173	H	Fla. Atlantic	76 63						
				116	H	Kansas St.	65 72	201	H	Jacksonville	62 48						
				94	A	Kansas	46 67	249	A	Arizona	56 65						
				37	A	Iowa St.	48 74	347	H	Ark.-Pine Bluff	58 50						

Non-Div I Games: Abilene Christian 57 58

Texas Tech

Loss, Non-Conf, S Site, H Home A Away N Neutral

Average RPI Win:	233	WON-LOST	WINNING	LAST 10	STRENGTH OF	OPP. STRENGTH	TEAM	ADJ.	CONF.	ADJ CONF.
Average RPI Loss:	128	RECORD	PCT. RANK	GAMES	SCHEDULE	OF SCHEDULE	RPI	RPI	RPI	RPI
DIV. I ONLY	4- 12	298	3- 7	72	214	212	212	18	18	
DIV. I NON-CONF.	1- 9	326	0- 6	53	151	252	252	17	17	
TOTALS	RPI 1-25	RPI 26-50	W-L RECORDS	RPI 51-100	RPI 101-150	RPI 150+				
4- 12	0- 1	0- 2	OVERALL	1- 2	0- 3	3- 4				
1- 5	0- 0	0- 0	HOME	0- 1	0- 2	1- 2				
2- 6	0- 0	0- 2	AWAY	0- 1	0- 1	2- 2				
1- 1	0- 1	0- 0	NEUTRAL	1- 0	0- 0	0- 0				
1- 9	0- 1	0- 2	NON-CONFERENCE	1- 1	0- 1	0- 4				
0- 3	0- 0	0- 0	HOME	0- 0	0- 1	0- 2				
0- 5	0- 0	0- 2	AWAY	0- 1	0- 0	0- 2				
1- 1	0- 1	0- 0	NEUTRAL	1- 0	0- 0	0- 0				
3- 3	0- 0	0- 0	CONFERENCE	0- 1	0- 2	3- 0				
1- 2	0- 0	0- 0	HOME	0- 1	0- 1	1- 0				
2- 1	0- 0	0- 0	AWAY	0- 0	0- 1	2- 0				
0- 0	0- 0	0- 0	NEUTRAL	0- 0	0- 0	0- 0				

RPI 1-25				RPI 26-50				RPI 51-100				RPI 101+				Team's RPI: 212
RPI	S	Opponent	Score	RPI	S	Opponent	Score	RPI	S	Opponent	Score	RPI	S	Opponent	Score	
17	N	Penn St.	60 72	43	A	Princeton	39 65	60	A	Fordham	32 57	105	A	Indiana St.	44 47	
				46	A	DePaul	67 80	63	H	Wichita St.	58 74	121	H	Colorado St.	61 76	
								74	N	Florida	68 64	144	H	UNI	63 83	
												194	H	Northern Ill.	52 57	
												200	A	Northern Ky.	48 61	
												238	H	Drake	80 71	
												263	A	Milwaukee	58 73	
												275	H	Denver	60 67	
												286	A	Evansville	78 54	
												335	A	Southern Ill.	76 59	
LAST 12 Division I GAMES:																
63	H	Wichita St.	58 74	275	H	Denver	60 67									
286	A	Evansville	78 54	263	A	Milwaukee	58 73									
335	A	Southern Ill.	76 59	43	A	Princeton	39 65									
105	A	Indiana St.	44 47	60	A	Fordham	32 57									
144	H	UNI	63 83	194	H	Northern Ill.	52 57									
238	H	Drake	80 71	17	N	Penn St.	60 72									

Non-Div I Games:

Illinois St.

Loss, Non-Conf, S Site, H Home A Away N Neutral

Average RPI Win:	245	WON-LOST	WINNING	LAST 10	STRENGTH OF	OPP. STRENGTH	TEAM	ADJ.	CONF.	ADJ CONF.
Average RPI Loss:	165	RECORD	PCT. RANK	GAMES	SCHEDULE	OF SCHEDULE	RPI	RPI	RPI	RPI
DIV. I ONLY	8- 9	187	5- 3	269	208	213	213	25	25	
DIV. I NON-CONF.	4- 6	210	1- 2	283	136	255	255	24	24	
TOTALS	RPI 1-25	RPI 26-50	W-L RECORDS	RPI 51-100	RPI 101-150	RPI 150+				
8- 9	0- 1	0- 0	OVERALL	0- 3	0- 0	8- 5				
4- 2	0- 0	0- 0	HOME	0- 2	0- 0	4- 0				
3- 6	0- 1	0- 0	AWAY	0- 1	0- 0	3- 4				
1- 1	0- 0	0- 0	NEUTRAL	0- 0	0- 0	1- 1				
4- 6	0- 1	0- 0	NON-CONFERENCE	0- 3	0- 0	4- 2				
2- 2	0- 0	0- 0	HOME	0- 2	0- 0	2- 0				
1- 3	0- 1	0- 0	AWAY	0- 1	0- 0	1- 1				
1- 1	0- 0	0- 0	NEUTRAL	0- 0	0- 0	1- 1				
4- 3	0- 0	0- 0	CONFERENCE	0- 0	0- 0	4- 3				
2- 0	0- 0	0- 0	HOME	0- 0	0- 0	2- 0				
2- 3	0- 0	0- 0	AWAY	0- 0	0- 0	2- 3				
0- 0	0- 0	0- 0	NEUTRAL	0- 0	0- 0	0- 0				

RPI 1-25				RPI 26-50				RPI 51-100				RPI 101+ Team's RPI: 213			
RPI	S	Opponent	Score	RPI	S	Opponent	Score	RPI	S	Opponent	Score	RPI	S	Opponent	Score
5	A	LSU	58 86					71	H	SMU	69 81	187	H	Sam Houston St.	89 59
								73	H	Stetson	77 84	189	H	Lamar	64 43
								86	A	TCU	52 60	199	A	Northwestern St.	54 66
												203	H	Georgia St.	66 60
												214	A	Oral Roberts	55 64
												231	A	Central Ark.	42 65
												249	A	Arizona	60 56
												257	H	Grambling	92 55
												262	A	A&M-Corpus Christi	58 51
												289	A	La.-Monroe	83 85
												302	A	Houston Baptist	71 60
												312	N	Prairie View	76 70
												319	N	Kent St.	52 54
LAST 12 Division I GAMES:															
231	A	Central Ark.	42 65	189	H	Lamar	64 43								
214	A	Oral Roberts	55 64	257	H	Grambling	92 55								
199	A	Northwestern St.	54 66	289	A	La.-Monroe	83 85								
262	A	A&M-Corpus Christi	58 51	86	A	TCU	52 60								
302	A	Houston Baptist	71 60	319	N	Kent St.	52 54								
187	H	Sam Houston St.	89 59	312	N	Prairie View	76 70								

Non-Div I Games: Henderson St. 72 56 Tex. A&amp;M-Commerce 101 59

Stephen F. Austin

Loss, Non-Conf, S Site, H Home A Away N Neutral

Oral Roberts

Through Games Of Jan. 26, 2014

Average RPI Win:	236	WON-LOST	WINNING	LAST 10	STRENGTH OF	OPP. STRENGTH	TEAM	ADJ.	CONF.	ADJ CONF.
Average RPI Loss:	116	RECORD	PCT. RANK	GAMES	SCHEDULE	OF SCHEDULE	RPI	RPI	RPI	RPI
DIV. I ONLY	4- 10	286	4- 4	54	211	214	214	25	25	
DIV. I NON-CONF.	0- 9	338	0- 5	17	91	250	250	24	24	
TOTALS	RPI 1-25	RPI 26-50	W-L RECORDS	RPI 51-100	RPI 101-150	RPI 150+				
4- 10	0- 0	0- 0	OVERALL	0- 6	0- 1	4- 3				
4- 3	0- 0	0- 0	HOME	0- 1	0- 0	4- 2				
0- 7	0- 0	0- 0	AWAY	0- 5	0- 1	0- 1				
0- 0	0- 0	0- 0	NEUTRAL	0- 0	0- 0	0- 0				
0- 9	0- 0	0- 0	NON-CONFERENCE	0- 6	0- 1	0- 2				
0- 2	0- 0	0- 0	HOME	0- 1	0- 0	0- 1				
0- 7	0- 0	0- 0	AWAY	0- 5	0- 1	0- 1				
0- 0	0- 0	0- 0	NEUTRAL	0- 0	0- 0	0- 0				
4- 1	0- 0	0- 0	CONFERENCE	0- 0	0- 0	4- 1				
4- 1	0- 0	0- 0	HOME	0- 0	0- 0	4- 1				
0- 0	0- 0	0- 0	AWAY	0- 0	0- 0	0- 0				
0- 0	0- 0	0- 0	NEUTRAL	0- 0	0- 0	0- 0				

RPI 1-25				RPI 26-50				RPI 51-100				RPI 101+				Team's RPI: 214	
RPI	S	Opponent	Score	RPI	S	Opponent	Score	RPI	S	Opponent	Score	RPI	S	Opponent	Score		
								53	H	Navy	64	89	120	A	Missouri	64	86
								58	A	Arkansas	33	91	161	A	Tulsa	58	72
								61	A	Northwestern	54	84	178	H	UALR	51	53
								78	A	Nebraska	53	89	199	H	Northwestern St.	62	51
								94	A	Kansas	62	84	213	H	Stephen F. Austin	64	55
								97	A	Marquette	71	79	231	H	Central Ark.	70	60
													262	H	A&M-Corpus Christi	53	58
													302	H	Houston Baptist	85	73
LAST 12 Division I GAMES:																	
199	H	Northwestern St.	62	51	97	A	Marquette	71	79								
213	H	Stephen F. Austin	64	55	61	A	Northwestern	54	84								
231	H	Central Ark.	70	60	120	A	Missouri	64	86								
262	H	A&M-Corpus Christi	53	58	178	H	UALR	51	53								
302	H	Houston Baptist	85	73	161	A	Tulsa	58	72								
78	A	Nebraska	53	89	53	H	Navy	64	89								

Non-Div I Games: Incarnate Word 64 67 Abilene Christian 56 70 Okla. Sci. & Arts 89 68

Oral Roberts

Loss, Non-Conf, S Site, H Home A Away N Neutral

Average RPI Win:	267	WON-LOST	WINNING	LAST 10	STRENGTH OF	OPP. STRENGTH	TEAM	ADJ.	CONF.	ADJ CONF.
Average RPI Loss:	99	RECORD	PCT. RANK	GAMES	SCHEDULE	OF SCHEDULE	RPI	RPI	RPI	RPI
DIV. I ONLY	6- 11	248	4- 4	205	90	215	215	19	19	
DIV. I NON-CONF.	3- 8	268	2- 2	163	14	231	231	19	19	
TOTALS	RPI 1-25	RPI 26-50	W-L RECORDS	RPI 51-100	RPI 101-150	RPI 150+				
6- 11	0- 1	0- 3	OVERALL	0- 2	0- 2	6- 3				
3- 4	0- 0	0- 0	HOME	0- 1	0- 1	3- 2				
3- 7	0- 1	0- 3	AWAY	0- 1	0- 1	3- 1				
0- 0	0- 0	0- 0	NEUTRAL	0- 0	0- 0	0- 0				
3- 8	0- 1	0- 3	NON-CONFERENCE	0- 2	0- 0	3- 2				
2- 3	0- 0	0- 0	HOME	0- 1	0- 0	2- 2				
1- 5	0- 1	0- 3	AWAY	0- 1	0- 0	1- 0				
0- 0	0- 0	0- 0	NEUTRAL	0- 0	0- 0	0- 0				
3- 3	0- 0	0- 0	CONFERENCE	0- 0	0- 2	3- 1				
1- 1	0- 0	0- 0	HOME	0- 0	0- 1	1- 0				
2- 2	0- 0	0- 0	AWAY	0- 0	0- 1	2- 1				
0- 0	0- 0	0- 0	NEUTRAL	0- 0	0- 0	0- 0				

RPI 1-25				RPI 26-50				RPI 51-100				RPI 101+ Team's RPI: 215			
RPI	S	Opponent	Score	RPI	S	Opponent	Score	RPI	S	Opponent	Score	RPI	S	Opponent	Score
6	A	Tennessee	50 84	34	A	Indiana	55 85	54	A	Temple	57 81	110	A	Wright St.	85 94
				39	A	Minnesota	43 79	96	H	Miami (FL)	68 86	111	H	Ill.-Chicago	65 78
				49	A	Michigan St.	62 80					152	H	UCF	54 57
												182	A	Cleveland St.	73 62
												196	A	Youngstown St.	64 79
												221	A	Western Mich.	72 62
												241	H	Canisius	57 62
												253	H	Niagara	71 57
												292	H	Manhattan	75 61
												315	H	Valparaiso	88 55
												337	A	Detroit	78 63
LAST 12 Division I GAMES:															
196	A	Youngstown St.	64 79	39	A	Minnesota	43 79								
182	A	Cleveland St.	73 62	221	A	Western Mich.	72 62								
111	H	Ill.-Chicago	65 78	49	A	Michigan St.	62 80								
315	H	Valparaiso	88 55	292	H	Manhattan	75 61								
337	A	Detroit	78 63	54	A	Temple	57 81								
110	A	Wright St.	85 94	253	H	Niagara	71 57								

Non-Div I Games: Mich.-Dearborn 100 49 Rochester College 86 39

Oakland

Loss, Non-Conf, S Site, H Home A Away N Neutral

Average RPI Win:	278	WON-LOST	WINNING	LAST 10	STRENGTH OF	OPP. STRENGTH	TEAM	ADJ.	CONF.	ADJ CONF.
Average RPI Loss:	127	RECORD	PCT. RANK	GAMES	SCHEDULE	OF SCHEDULE	RPI	RPI	RPI	RPI
DIV. I ONLY	7- 13	253	5- 5	188	181	216	216	31	31	
DIV. I NON-CONF.	3- 10	284	2- 3	136	44	218	218	31	31	
TOTALS	RPI 1-25	RPI 26-50	W-L RECORDS	RPI 51-100	RPI 101-150	RPI 150+				
7- 13	0- 3	0- 0	OVERALL	0- 2	0- 3	7- 5				
2- 5	0- 1	0- 0	HOME	0- 0	0- 1	2- 3				
5- 6	0- 2	0- 0	AWAY	0- 2	0- 0	5- 2				
0- 2	0- 0	0- 0	NEUTRAL	0- 0	0- 2	0- 0				
3- 10	0- 3	0- 0	NON-CONFERENCE	0- 2	0- 2	3- 3				
1- 3	0- 1	0- 0	HOME	0- 0	0- 0	1- 2				
2- 5	0- 2	0- 0	AWAY	0- 2	0- 0	2- 1				
0- 2	0- 0	0- 0	NEUTRAL	0- 0	0- 2	0- 0				
4- 3	0- 0	0- 0	CONFERENCE	0- 0	0- 1	4- 2				
1- 2	0- 0	0- 0	HOME	0- 0	0- 1	1- 1				
3- 1	0- 0	0- 0	AWAY	0- 0	0- 0	3- 1				
0- 0	0- 0	0- 0	NEUTRAL	0- 0	0- 0	0- 0				

RPI 1-25				RPI 26-50				RPI 51-100				RPI 101+ Team's RPI: 216			
RPI	S	Opponent	Score	RPI	S	Opponent	Score	RPI	S	Opponent	Score	RPI	S	Opponent	Score
3	A	UConn	34 89					76	A	Quinnipiac	49 62	101	H	Albany (NY)	52 69
12	H	Vanderbilt	56 65					82	A	Boston College	45 65	112	N	St. Francis Brooklyn	49 56
17	A	Penn St.	56 70									120	N	Missouri	45 68
												169	A	Stony Brook	57 61
												171	A	Sacred Heart	70 64
												198	A	Providence	53 79
												239	H	New Hampshire	56 61
												248	H	Central Conn. St.	50 82
												250	A	Maine	66 56
												254	A	Loyola Maryland	59 53
												278	H	Massachusetts	59 63
												284	H	Dartmouth	56 43
												316	H	Binghamton	66 42
												325	A	UMass Lowell	80 76
												346	A	UMBC	65 55
LAST 12 Division I GAMES:															
346	A	UMBC	65 55	284	H	Dartmouth	56 43								
316	H	Binghamton	66 42	17	A	Penn St.	56 70								
325	A	UMass Lowell	80 76	171	A	Sacred Heart	70 64								
239	H	New Hampshire	56 61	12	H	Vanderbilt	56 65								
101	H	Albany (NY)	52 69	250	A	Maine	66 56								
169	A	Stony Brook	57 61	82	A	Boston College	45 65								

Non-Div I Games:

Hartford

■ Loss, 
■ Non-Conf, 
■ S Site, 
■ H Home 
■ A Away 
N Neutral



Average RPI Win:	271	WON-LOST	WINNING	LAST 10	STRENGTH OF	OPP. STRENGTH	TEAM	ADJ.	CONF.	ADJ CONF.
Average RPI Loss:	178	RECORD	PCT. RANK	GAMES	SCHEDULE	OF SCHEDULE	RPI	RPI	RPI	RPI
DIV. I ONLY	10- 8	129	5- 5	314	310	217	217	28	28	
DIV. I NON-CONF.	3- 4	193	0- 2	253	242	199	199	29	29	
TOTALS	RPI 1-25	RPI 26-50	W-L RECORDS	RPI 51-100	RPI 101-150	RPI 150+				
10- 8	0- 0	0- 0	OVERALL	0- 1	1- 2	9- 5				
6- 2	0- 0	0- 0	HOME	0- 0	1- 0	5- 2				
4- 6	0- 0	0- 0	AWAY	0- 1	0- 2	4- 3				
0- 0	0- 0	0- 0	NEUTRAL	0- 0	0- 0	0- 0				
3- 4	0- 0	0- 0	NON-CONFERENCE	0- 1	0- 1	3- 2				
2- 0	0- 0	0- 0	HOME	0- 0	0- 0	2- 0				
1- 4	0- 0	0- 0	AWAY	0- 1	0- 1	1- 2				
0- 0	0- 0	0- 0	NEUTRAL	0- 0	0- 0	0- 0				
7- 4	0- 0	0- 0	CONFERENCE	0- 0	1- 1	6- 3				
4- 2	0- 0	0- 0	HOME	0- 0	1- 0	3- 2				
3- 2	0- 0	0- 0	AWAY	0- 0	0- 1	3- 1				
0- 0	0- 0	0- 0	NEUTRAL	0- 0	0- 0	0- 0				

RPI 1-25			RPI 26-50			RPI 51-100			RPI 101+			Team's RPI: 217
RPI	S	Opponent	Score	RPI	S	Opponent	Score	RPI	S	Opponent	Score	
						90	A N.C. A&T	47	62	122	H Winthrop	77 74
										127	A Wake Forest	65 73
										143	A Liberty	52 75
										174	A Elon	49 56
										180	H High Point	62 76
										183	A Mt. St. Mary's	64 68
										222	A N.C. Central	56 45
										227	H Coastal Caro.	75 68
										250	A Gardner-Webb	54 56
										261	H UNC Asheville	67 59
										267	H Western Caro.	73 60
										276	H UNC Wilmington	67 53
										280	H Charleston So.	71 81
										314	A Longwood	74 55
										332	A Presbyterian	46 43
										342	A Radford	75 61
										342	H Radford	72 58
LAST 12 Division I GAMES:												
						342	A Radford	75	61	90	A N.C. A&T	47 62
						122	H Winthrop	77	74	180	H High Point	62 76
						332	A Presbyterian	46	43	314	A Longwood	74 55
						250	A Gardner-Webb	54	56	143	A Liberty	52 75
						227	H Coastal Caro.	75	68	174	A Elon	49 56
						280	H Charleston So.	71	81	222	A N.C. Central	56 45

Non-Div I Games: Erskine 82 56 UVa-Wise 64 47

Campbell

Loss, Non-Conf, S Site, H Home A Away N Neutral

Average RPI Win:	267	WON-LOST	WINNING	LAST 10	STRENGTH OF	OPP. STRENGTH	TEAM	ADJ.	CONF.	ADJ CONF.
Average RPI Loss:	116	RECORD	PCT. RANK	GAMES	SCHEDULE	OF SCHEDULE	RPI	RPI	RPI	RPI
DIV. I ONLY	7- 11	233	6- 4	159	199	218	218	15	15	
DIV. I NON-CONF.	4- 9	255	3- 4	103	191	225	225	14	14	
TOTALS	RPI 1-25	RPI 26-50	W-L RECORDS	RPI 51-100	RPI 101-150	RPI 150+				
7- 11	0- 1	0- 2	OVERALL	0- 1	0- 4	7- 3				
4- 5	0- 1	0- 1	HOME	0- 0	0- 2	4- 1				
3- 4	0- 0	0- 1	AWAY	0- 0	0- 2	3- 1				
0- 2	0- 0	0- 0	NEUTRAL	0- 1	0- 0	0- 1				
4- 9	0- 1	0- 2	NON-CONFERENCE	0- 1	0- 2	4- 3				
3- 4	0- 1	0- 1	HOME	0- 0	0- 1	3- 1				
1- 3	0- 0	0- 1	AWAY	0- 0	0- 1	1- 1				
0- 2	0- 0	0- 0	NEUTRAL	0- 1	0- 0	0- 1				
3- 2	0- 0	0- 0	CONFERENCE	0- 0	0- 2	3- 0				
1- 1	0- 0	0- 0	HOME	0- 0	0- 1	1- 0				
2- 1	0- 0	0- 0	AWAY	0- 0	0- 1	2- 0				
0- 0	0- 0	0- 0	NEUTRAL	0- 0	0- 0	0- 0				

RPI 1-25				RPI 26-50				RPI 51-100				RPI 101+ Team's RPI: 218			
RPI	S	Opponent	Score	RPI	S	Opponent	Score	RPI	S	Opponent	Score	RPI	S	Opponent	Score
11	H	Arizona St.	55 81	26	H	San Diego	42 65	92	N	Alabama	54 69	101	A	Albany (NY)	49 71
				37	A	Iowa St.	52 79					104	A	Cal Poly	65 69
												132	H	Fresno St.	57 68
												147	H	UC Davis	67 69
												177	H	UC Irvine	75 58
												192	H	South Dakota	57 66
												193	N	Toledo	58 59
												226	H	Seattle	55 53
												236	A	Boise St.	64 66
												275	H	Denver	63 56
												279	A	UC Riverside	82 78
												301	H	New Mexico St.	63 52
												304	A	UC Santa Barbara	67 62
												310	A	Columbia	80 54
LAST 12 Division I GAMES:															
304	A	UC Santa Barbara	67 62	236	A	Boise St.	64 66								
104	A	Cal Poly	65 69	301	H	New Mexico St.	63 52								
147	H	UC Davis	67 69	226	H	Seattle	55 53								
177	H	UC Irvine	75 58	11	H	Arizona St.	55 81								
279	A	UC Riverside	82 78	37	A	Iowa St.	52 79								
275	H	Denver	63 56	26	H	San Diego	42 65								

Non-Div I Games:

Cal St. Fullerton

■ Loss, 
 ■ Non-Conf, S Site, 
 ■ Home 
 ■ Away 
 N Neutral

Average RPI Win:	274	WON-LOST	WINNING	LAST 10	STRENGTH OF	OPP. STRENGTH	TEAM	ADJ.	CONF.	ADJ CONF.
Average RPI Loss:	155	RECORD	PCT. RANK	GAMES	SCHEDULE	OF SCHEDULE	RPI	RPI	RPI	RPI
DIV. I ONLY	10- 9	146	5- 5	283	280	219	219	22	22	
DIV. I NON-CONF.	7- 4	95	3- 1	310	297	184	184	22	22	
TOTALS	RPI 1-25	RPI 26-50	W-L RECORDS	RPI 51-100	RPI 101-150	RPI 150+				
10- 9	0- 0	0- 0	OVERALL	0- 4	1- 0	9- 5				
4- 4	0- 0	0- 0	HOME	0- 2	1- 0	3- 2				
5- 4	0- 0	0- 0	AWAY	0- 1	0- 0	5- 3				
1- 1	0- 0	0- 0	NEUTRAL	0- 1	0- 0	1- 0				
7- 4	0- 0	0- 0	NON-CONFERENCE	0- 2	1- 0	6- 2				
3- 1	0- 0	0- 0	HOME	0- 0	1- 0	2- 1				
3- 2	0- 0	0- 0	AWAY	0- 1	0- 0	3- 1				
1- 1	0- 0	0- 0	NEUTRAL	0- 1	0- 0	1- 0				
3- 5	0- 0	0- 0	CONFERENCE	0- 2	0- 0	3- 3				
1- 3	0- 0	0- 0	HOME	0- 2	0- 0	1- 1				
2- 2	0- 0	0- 0	AWAY	0- 0	0- 0	2- 2				
0- 0	0- 0	0- 0	NEUTRAL	0- 0	0- 0	0- 0				

RPI 1-25			RPI 26-50			RPI 51-100			RPI 101+			Team's RPI: 219
RPI	S	Opponent	Score	RPI	S	Opponent	Score	RPI	S	Opponent	Score	
						59 A Georgia	41 72	146 H Furman			71 67	
						73 H Stetson	60 72	151 A USC Upstate			62 63	
						79 H FGCU	57 69	174 N Elon			68 56	
						83 N Wisconsin	72 77	200 A Northern Ky.			61 72	
								201 H Jacksonville			67 71	
								242 A Belmont			62 69	
								267 H Western Caro.			67 64	
								271 A East Tenn. St.			57 52	
								285 H Troy			86 81	
								305 H Ga. Southern			54 61	
								306 A Samford			56 52	
								313 A Jacksonville St.			60 54	
								318 A Lipscomb			79 72	
								326 A Alabama St.			59 54	
								329 H North Florida			62 48	
LAST 12 Division I GAMES:												
271 A		East Tenn. St.	57 52	201 H		Jacksonville	67 71					
151 A		USC Upstate	62 63	329 H		North Florida	62 48					
79 H		FGCU	57 69	326 A		Alabama St.	59 54					
73 H		Stetson	60 72	313 A		Jacksonville St.	60 54					
318 A		Lipscomb	79 72	306 A		Samford	56 52					
200 A		Northern Ky.	61 72	305 H		Ga. Southern	54 61					

Non-Div I Games:

Mercer

■ Loss, 
 ■ Non-Conf, 
 ■ S Site, 
 ■ H Home 
 ■ A Away 
 N Neutral

Average RPI Win:	223	WON-LOST	WINNING	LAST 10	STRENGTH OF	OPP. STRENGTH	TEAM	ADJ.	CONF.	ADJ CONF.
Average RPI Loss:	167	RECORD	PCT. RANK	GAMES	SCHEDULE	OF SCHEDULE	RPI	RPI	RPI	RPI
DIV. I ONLY	4- 11	290	4- 6	146	263	220	220	16	16	
DIV. I NON-CONF.	0- 7	338	0- 4	96	317	319	319	18	18	
TOTALS	RPI 1-25	RPI 26-50	W-L RECORDS	RPI 51-100	RPI 101-150	RPI 150+				
4- 11	0- 0	0- 2	OVERALL	0- 1	0- 1	4- 7				
1- 2	0- 0	0- 0	HOME	0- 1	0- 0	1- 1				
3- 9	0- 0	0- 2	AWAY	0- 0	0- 1	3- 6				
0- 0	0- 0	0- 0	NEUTRAL	0- 0	0- 0	0- 0				
0- 7	0- 0	0- 2	NON-CONFERENCE	0- 0	0- 1	0- 4				
0- 0	0- 0	0- 0	HOME	0- 0	0- 0	0- 0				
0- 7	0- 0	0- 2	AWAY	0- 0	0- 1	0- 4				
0- 0	0- 0	0- 0	NEUTRAL	0- 0	0- 0	0- 0				
4- 4	0- 0	0- 0	CONFERENCE	0- 1	0- 0	4- 3				
1- 2	0- 0	0- 0	HOME	0- 1	0- 0	1- 1				
3- 2	0- 0	0- 0	AWAY	0- 0	0- 0	3- 2				
0- 0	0- 0	0- 0	NEUTRAL	0- 0	0- 0	0- 0				

RPI 1-25				RPI 26-50				RPI 51-100				RPI 101+				Team's RPI: 220	
RPI	S	Opponent	Score	RPI	S	Opponent	Score	RPI	S	Opponent	Score	RPI	S	Opponent	Score		
				29	A	Oklahoma St.	45 74	95	H	North Dakota	47 48	111	A	Ill.-Chicago	62 70		
				33	A	Iowa	47 95					156	A	Montana St.	74 63		
												160	A	Montana	48 67		
												164	H	Northern Colo.	55 62		
												166	A	Southern Utah	69 65		
												206	A	Eastern Wash.	55 67		
												223	A	Utah St.	66 78		
												236	A	Boise St.	70 72		
												238	A	Drake	59 78		
												259	A	Portland St.	76 64		
												309	H	Weber St.	60 58		
												341	A	Utah Valley	56 59		
LAST 12 Division I GAMES:																	
				156	A	Montana St.	74 63					206	A	Eastern Wash.	55 67		
				160	A	Montana	48 67					259	A	Portland St.	76 64		
				309	H	Weber St.	60 58					341	A	Utah Valley	56 59		
				166	A	Southern Utah	69 65					33	A	Iowa	47 95		
				164	H	Northern Colo.	55 62					238	A	Drake	59 78		
				95	H	North Dakota	47 48					236	A	Boise St.	70 72		

Non-Div I Games: Black Hills St. 60 41 Carroll (MT) 61 48

Idaho St.

■ Loss, 
 ■ Non-Conf, S Site, 
 ■ Home 
 ■ Away 
 N Neutral

Average RPI Win:	264	WON-LOST	WINNING	LAST 10	STRENGTH OF	OPP. STRENGTH	TEAM	ADJ.	CONF.	ADJ CONF.
Average RPI Loss:	121	RECORD	PCT. RANK	GAMES	SCHEDULE	OF SCHEDULE	RPI	RPI	RPI	RPI
DIV. I ONLY	8- 10	202	5- 5	219	254	221	221	13	13	
DIV. I NON-CONF.	4- 7	229	2- 3	245	311	254	254	13	13	
TOTALS	RPI 1-25	RPI 26-50	W-L RECORDS	RPI 51-100	RPI 101-150	RPI 150+				
8- 10	0- 0	0- 1	OVERALL	0- 2	1- 3	7- 4				
4- 5	0- 0	0- 1	HOME	0- 1	1- 2	3- 1				
4- 5	0- 0	0- 0	AWAY	0- 1	0- 1	4- 3				
0- 0	0- 0	0- 0	NEUTRAL	0- 0	0- 0	0- 0				
4- 7	0- 0	0- 0	NON-CONFERENCE	0- 2	0- 3	4- 2				
1- 4	0- 0	0- 0	HOME	0- 1	0- 2	1- 1				
3- 3	0- 0	0- 0	AWAY	0- 1	0- 1	3- 1				
0- 0	0- 0	0- 0	NEUTRAL	0- 0	0- 0	0- 0				
4- 3	0- 0	0- 1	CONFERENCE	0- 0	1- 0	3- 2				
3- 1	0- 0	0- 1	HOME	0- 0	1- 0	2- 0				
1- 2	0- 0	0- 0	AWAY	0- 0	0- 0	1- 2				
0- 0	0- 0	0- 0	NEUTRAL	0- 0	0- 0	0- 0				

RPI S	Opponent	Score	RPI S	Opponent	Score	RPI S	Opponent	Score	RPI S	Opponent	Score	Team's RPI: 221
			44	H Central Mich.	87 113	58	A Arkansas	46 61	101	A Albany (NY)	61 77	
						67	H Michigan	45 73	111	H Ill.-Chicago	61 71	
									113	H IUPUI	64 79	
									125	H Buffalo	82 72	
									161	A Tulsa	59 60	
									165	A Ohio	53 70	
									172	A Eastern Mich.	77 83	
									193	H Toledo	78 72	
									215	H Oakland	62 72	
									258	A Miami (OH)	88 78	
									258	H Miami (OH)	86 75	
									278	A Massachusetts	66 58	
									315	A Valparaiso	72 50	
									337	H Detroit	103 86	
									345	A Chicago St.	67 49	
LAST 12 Division I GAMES:												
			44	H Central Mich.	87 113	258	A Miami (OH)	88 78				
			258	H Miami (OH)	86 75	315	A Valparaiso	72 50				
			193	H Toledo	78 72	215	H Oakland	62 72				
			172	A Eastern Mich.	77 83	111	H Ill.-Chicago	61 71				
			165	A Ohio	53 70	113	H IUPUI	64 79				
			125	H Buffalo	82 72	345	A Chicago St.	67 49				

Non-Div I Games:

Western Mich.

■ Loss, 
■ Non-Conf, 
■ S Site, 
■ H Home 
■ A Away 
N Neutral

# N.C. Central

Through Games Of Jan. 26, 2014

Average RPI Win:	275	WON-LOST	WINNING	LAST 10	STRENGTH OF	OPP. STRENGTH	TEAM	ADJ.	CONF.	ADJ CONF.
Average RPI Loss:	140	RECORD	PCT. RANK	GAMES	SCHEDULE	OF SCHEDULE	RPI	RPI	RPI	RPI
DIV. I ONLY	7- 10	222	3- 6	241	165	222	222	24	24	
DIV. I NON-CONF.	5- 7	198	1- 5	195	197	189	189	25	25	
TOTALS	RPI 1-25	RPI 26-50	W-L RECORDS	RPI 51-100	RPI 101-150	RPI 150+				
7- 10	0- 1	0- 1	OVERALL	0- 2	0- 1	7- 5				
3- 4	0- 0	0- 0	HOME	0- 1	0- 0	3- 3				
4- 6	0- 1	0- 1	AWAY	0- 1	0- 1	4- 2				
0- 0	0- 0	0- 0	NEUTRAL	0- 0	0- 0	0- 0				
5- 7	0- 1	0- 1	NON-CONFERENCE	0- 1	0- 1	5- 3				
2- 2	0- 0	0- 0	HOME	0- 0	0- 0	2- 2				
3- 5	0- 1	0- 1	AWAY	0- 1	0- 1	3- 1				
0- 0	0- 0	0- 0	NEUTRAL	0- 0	0- 0	0- 0				
2- 3	0- 0	0- 0	CONFERENCE	0- 1	0- 0	2- 2				
1- 2	0- 0	0- 0	HOME	0- 1	0- 0	1- 1				
1- 1	0- 0	0- 0	AWAY	0- 0	0- 0	1- 1				
0- 0	0- 0	0- 0	NEUTRAL	0- 0	0- 0	0- 0				

RPI 1-25				RPI 26-50				RPI 51-100				RPI 101+ Team's RPI: 222			
RPI	S	Opponent	Score	RPI	S	Opponent	Score	RPI	S	Opponent	Score	RPI	S	Opponent	Score
8	A	South Carolina	27 79	32	A	Ohio St.	47 65	80	A	South Fla.	35 93	122	A	Winthrop	46 68
								90	H	N.C. A&T	47 59	168	A	Old Dominion	44 68
												179	H	Coppin St.	58 67
												209	A	Florida A&M	71 64
												217	H	Campbell	45 56
												227	H	Coastal Caro.	55 66
												250	H	Gardner-Webb	89 58
												261	A	UNC Asheville	76 65
												267	H	Western Caro.	73 69
												272	H	Delaware St.	75 61
												274	A	Bethune-Cookman	52 67
												332	A	Presbyterian	55 44
												334	A	Wofford	53 44
LAST 12 Division I GAMES:															
179	H	Coppin St.	58 67	168	A	Old Dominion	44 68								
90	H	N.C. A&T	47 59	32	A	Ohio St.	47 65								
272	H	Delaware St.	75 61	267	H	Western Caro.	73 69								
274	A	Bethune-Cookman	52 67	217	H	Campbell	45 56								
209	A	Florida A&M	71 64	8	A	South Carolina	27 79								
122	A	Winthrop	46 68	334	A	Wofford	53 44								

Non-Div I Games: Bluefield St. 53 54

N.C. Central

Loss, Non-Conf, S Site, H Home A Away N Neutral

Average RPI Win:	243	WON-LOST	WINNING	LAST 10	STRENGTH OF	OPP. STRENGTH	TEAM	ADJ.	CONF.	ADJ CONF.
Average RPI Loss:	151	RECORD	PCT. RANK	GAMES	SCHEDULE	OF SCHEDULE	RPI	RPI	RPI	RPI
DIV. I ONLY	7- 9	208	3- 6	227	220	223	223	20	20	
DIV. I NON-CONF.	5- 4	131	1- 3	165	199	125	125	23	23	
TOTALS	RPI 1-25	RPI 26-50	W-L RECORDS	RPI 51-100	RPI 101-150	RPI 150+				
7- 9	0- 0	0- 0	OVERALL	0- 3	0- 1	7- 5				
4- 3	0- 0	0- 0	HOME	0- 0	0- 0	4- 3				
3- 5	0- 0	0- 0	AWAY	0- 2	0- 1	3- 2				
0- 1	0- 0	0- 0	NEUTRAL	0- 1	0- 0	0- 0				
5- 4	0- 0	0- 0	NON-CONFERENCE	0- 3	0- 0	5- 1				
3- 0	0- 0	0- 0	HOME	0- 0	0- 0	3- 0				
2- 3	0- 0	0- 0	AWAY	0- 2	0- 0	2- 1				
0- 1	0- 0	0- 0	NEUTRAL	0- 1	0- 0	0- 0				
2- 5	0- 0	0- 0	CONFERENCE	0- 0	0- 1	2- 4				
1- 3	0- 0	0- 0	HOME	0- 0	0- 0	1- 3				
1- 2	0- 0	0- 0	AWAY	0- 0	0- 1	1- 1				
0- 0	0- 0	0- 0	NEUTRAL	0- 0	0- 0	0- 0				

RPI 1-25				RPI 26-50				RPI 51-100				RPI 101+				Team's RPI: 223	
RPI	S	Opponent	Score	RPI	S	Opponent	Score	RPI	S	Opponent	Score	RPI	S	Opponent	Score		
								57	A	BYU	74	84	121	A	Colorado St.	78	88
								78	A	Nebraska	75	95	154	H	Utah	77	61
								98	N	Hampton	88	98	170	A	San Diego St.	72	88
													181	H	Nevada	72	76
													188	A	Cal St. Northridge	75	67
													192	A	South Dakota	71	81
													220	H	Idaho St.	78	66
													225	H	UNLV	67	73
													236	H	Boise St.	68	71
													237	H	Loyola Marymount	100	58
													256	A	San Jose St.	78	65
													304	A	UC Santa Barbara	81	70
													339	H	Air Force	88	78
LAST 12 Division I GAMES:																	
170	A	San Diego St.	72	88	339	H	Air Force	88	78								
225	H	UNLV	67	73	57	A	BYU	74	84								
236	H	Boise St.	68	71	304	A	UC Santa Barbara	81	70								
121	A	Colorado St.	78	88	78	A	Nebraska	75	95								
181	H	Nevada	72	76	192	A	South Dakota	71	81								
256	A	San Jose St.	78	65	188	A	Cal St. Northridge	75	67								

Non-Div I Games: Black Hills St. 103 46 Col. of Idaho 81 86

Utah St.

Average RPI Win:	255	WON-LOST	WINNING	LAST 10	STRENGTH OF	OPP. STRENGTH	TEAM	ADJ.	CONF.	ADJ CONF.
Average RPI Loss:	145	RECORD	PCT. RANK	GAMES	SCHEDULE	OF SCHEDULE	RPI	RPI	RPI	RPI
DIV. I ONLY	8- 9	187	5- 5	277	153	224	224	25	25	
DIV. I NON-CONF.	4- 6	210	2- 3	194	55	186	186	24	24	
TOTALS	RPI 1-25	RPI 26-50	W-L RECORDS	RPI 51-100	RPI 101-150	RPI 150+				
8- 9	0- 2	0- 0	OVERALL	0- 2	0- 1	8- 4				
5- 1	0- 0	0- 0	HOME	0- 0	0- 0	5- 1				
2- 6	0- 2	0- 0	AWAY	0- 2	0- 0	2- 2				
1- 2	0- 0	0- 0	NEUTRAL	0- 0	0- 1	1- 1				
4- 6	0- 2	0- 0	NON-CONFERENCE	0- 2	0- 1	4- 1				
2- 0	0- 0	0- 0	HOME	0- 0	0- 0	2- 0				
1- 4	0- 2	0- 0	AWAY	0- 2	0- 0	1- 0				
1- 2	0- 0	0- 0	NEUTRAL	0- 0	0- 1	1- 1				
4- 3	0- 0	0- 0	CONFERENCE	0- 0	0- 0	4- 3				
3- 1	0- 0	0- 0	HOME	0- 0	0- 0	3- 1				
1- 2	0- 0	0- 0	AWAY	0- 0	0- 0	1- 2				
0- 0	0- 0	0- 0	NEUTRAL	0- 0	0- 0	0- 0				

RPI 1-25				RPI 26-50				RPI 51-100				RPI 101+ Team's RPI: 224			
RPI	S	Opponent	Score	RPI	S	Opponent	Score	RPI	S	Opponent	Score	RPI	S	Opponent	Score
19	A	Texas A&M	39 73					73	A	Stetson	65 74	148	N	Georgetown	55 67
25	A	Baylor	58 111					87	A	Southern Miss.	66 84	187	A	Sam Houston St.	50 51
												189	A	Lamar	68 82
												207	H	Texas Southern	79 70
												208	H	Louisiana Tech	80 78
												228	A	McNeese St.	71 63
												232	H	Southeastern La.	84 55
												262	H	A&M-Corpus Christi	67 60
												274	N	Bethune-Cookman	73 56
												279	N	UC Riverside	64 74
												288	A	South Ala.	68 60
												302	H	Houston Baptist	61 66
												340	H	New Orleans	89 40
LAST 12 Division I GAMES:															
228	A	McNeese St.	71 63	340	H	New Orleans	89 40								
262	H	A&M-Corpus Christi	67 60	87	A	Southern Miss.	66 84								
302	H	Houston Baptist	61 66	73	A	Stetson	65 74								
187	A	Sam Houston St.	50 51	274	N	Bethune-Cookman	73 56								
189	A	Lamar	68 82	19	A	Texas A&M	39 73								
232	H	Southeastern La.	84 55	208	H	Louisiana Tech	80 78								

Non-Div I Games: Southern-N.O. 91 58

Nicholls St.

■ Loss, 
 ■ Non-Conf, 
 ■ S Site, 
 ■ Home 
 ■ A Away 
 N Neutral



Average RPI Win:	221	WON-LOST	WINNING	LAST 10	STRENGTH OF	OPP. STRENGTH	TEAM	ADJ.	CONF.	ADJ CONF.
Average RPI Loss:	113	RECORD	PCT. RANK	GAMES	SCHEDULE	OF SCHEDULE	RPI	RPI	RPI	RPI
DIV. I ONLY	8- 11	213	6- 4	194	110	225	225	20	20	
DIV. I NON-CONF.	3- 9	278	1- 4	141	81	268	268	23	23	
TOTALS	RPI 1-25	RPI 26-50	W-L RECORDS	RPI 51-100	RPI 101-150	RPI 150+				
8- 11	0- 0	0- 1	OVERALL	0- 4	0- 3	8- 3				
5- 7	0- 0	0- 1	HOME	0- 3	0- 2	5- 1				
3- 4	0- 0	0- 0	AWAY	0- 1	0- 1	3- 2				
0- 0	0- 0	0- 0	NEUTRAL	0- 0	0- 0	0- 0				
3- 9	0- 0	0- 1	NON-CONFERENCE	0- 4	0- 1	3- 3				
3- 6	0- 0	0- 1	HOME	0- 3	0- 1	3- 1				
0- 3	0- 0	0- 0	AWAY	0- 1	0- 0	0- 2				
0- 0	0- 0	0- 0	NEUTRAL	0- 0	0- 0	0- 0				
5- 2	0- 0	0- 0	CONFERENCE	0- 0	0- 2	5- 0				
2- 1	0- 0	0- 0	HOME	0- 0	0- 1	2- 0				
3- 1	0- 0	0- 0	AWAY	0- 0	0- 1	3- 0				
0- 0	0- 0	0- 0	NEUTRAL	0- 0	0- 0	0- 0				

RPI S	Opponent	Score	RPI S	Opponent	Score	RPI S	Opponent	Score	RPI S	Opponent	Score	Team's RPI: 225
36	H Oregon St.	60 68	57	H BYU	64 71	114	H Charlotte	75 80				
			60	H Fordham	63 72	132	A Fresno St.	52 70				
			61	A Northwestern	53 57	132	H Fresno St.	63 79				
			68	H Creighton	56 66	154	H Utah	59 66				
						166	H Clemson	63 54				
						170	H San Diego St.	74 59				
						181	A Nevada	57 49				
						184	H Bakersfield	76 74				
						191	A San Francisco	61 62				
						223	A Utah St.	73 67				
						237	A Loyola Marymount	67 71				
						246	H New Mexico	78 56				
						255	H Santa Clara	77 70				
						339	A Air Force	72 65				
LAST 12 Division I GAMES:												
132	A Fresno St.	52 70	132	H Fresno St.	63 79							
223	A Utah St.	73 67	68	H Creighton	56 66							
170	H San Diego St.	74 59	36	H Oregon St.	60 68							
246	H New Mexico	78 56	166	H Clemson	63 54							
181	A Nevada	57 49	237	A Loyola Marymount	67 71							
339	A Air Force	72 65	191	A San Francisco	61 62							

Non-Div I Games:

UNLV

■ Loss, 
 ■ Non-Conf, 
 ■ S Site, 
 ■ H Home 
 ■ A Away 
 N Neutral

Average RPI Win:	244	WON-LOST	WINNING	LAST 10	STRENGTH OF	OPP. STRENGTH	TEAM	ADJ.	CONF.	ADJ CONF.
Average RPI Loss:	169	RECORD	PCT. RANK	GAMES	SCHEDULE	OF SCHEDULE	RPI	RPI	RPI	RPI
DIV. I ONLY	10- 10	156	6- 4	285	241	226	226	29	29	
DIV. I NON-CONF.	5- 8	220	2- 3	221	134	228	228	28	28	
TOTALS	RPI 1-25	RPI 26-50	W-L RECORDS	RPI 51-100	RPI 101-150	RPI 150+				
10- 10	0- 0	0- 1	OVERALL	0- 2	1- 2	9- 5				
6- 3	0- 0	0- 0	HOME	0- 2	1- 0	5- 1				
4- 7	0- 0	0- 1	AWAY	0- 0	0- 2	4- 4				
0- 0	0- 0	0- 0	NEUTRAL	0- 0	0- 0	0- 0				
5- 8	0- 0	0- 1	NON-CONFERENCE	0- 2	0- 2	5- 3				
3- 3	0- 0	0- 0	HOME	0- 2	0- 0	3- 1				
2- 5	0- 0	0- 1	AWAY	0- 0	0- 2	2- 2				
0- 0	0- 0	0- 0	NEUTRAL	0- 0	0- 0	0- 0				
5- 2	0- 0	0- 0	CONFERENCE	0- 0	1- 0	4- 2				
3- 0	0- 0	0- 0	HOME	0- 0	1- 0	2- 0				
2- 2	0- 0	0- 0	AWAY	0- 0	0- 0	2- 2				
0- 0	0- 0	0- 0	NEUTRAL	0- 0	0- 0	0- 0				

RPI 1-25				RPI 26-50				RPI 51-100				RPI 101+				Team's RPI: 226	
RPI	S	Opponent	Score	RPI	S	Opponent	Score	RPI	S	Opponent	Score	RPI	S	Opponent	Score		
				26	A	San Diego	56 79	70	H	Washington St.	72 81	108	A	Portland	63 70		
								72	H	Oregon	100 105	128	A	Washington	60 82		
												139	H	Grand Canyon	89 68		
												156	H	Montana St.	74 63		
												184	A	Bakersfield	78 80		
												202	H	Tex.-Pan American	84 62		
												218	A	Cal St. Fullerton	53 55		
												227	H	Coastal Caro.	84 53		
												234	H	Cornell	52 49		
												237	A	Loyola Marymount	72 70		
												245	H	Pepperdine	73 84		
												259	A	Portland St.	80 68		
												301	H	New Mexico St.	61 51		
												304	A	UC Santa Barbara	75 78		
												330	A	UMKC	65 77		
												341	A	Utah Valley	75 67		
												345	A	Chicago St.	85 58		
LAST 12 Division I GAMES:																	
				139	H	Grand Canyon	89 68	345	A	Chicago St.	85 58						
				341	A	Utah Valley	75 67	304	A	UC Santa Barbara	75 78						
				184	A	Bakersfield	78 80	218	A	Cal St. Fullerton	53 55						
				202	H	Tex.-Pan American	84 62	237	A	Loyola Marymount	72 70						
				301	H	New Mexico St.	61 51	156	H	Montana St.	74 63						
				330	A	UMKC	65 77	26	A	San Diego	56 79						

Non-Div I Games:

Seattle

■ Loss, 
 ■ Non-Conf, 
 ■ S Site, 
 ■ H Home 
 ■ A Away 
 N Neutral

Average RPI Win:	264	WON-LOST	WINNING	LAST 10	STRENGTH OF	OPP. STRENGTH	TEAM	ADJ.	CONF.	ADJ CONF.
Average RPI Loss:	170	RECORD	PCT. RANK	GAMES	SCHEDULE	OF SCHEDULE	RPI	RPI	RPI	RPI
DIV. I ONLY	7- 10	222	5- 5	213	316	227	227	28	28	
DIV. I NON-CONF.	1- 5	306	0- 2	125	229	246	246	29	29	
TOTALS	RPI 1-25	RPI 26-50	W-L RECORDS	RPI 51-100	RPI 101-150	RPI 150+				
7- 10	0- 1	0- 0	OVERALL	0- 0	0- 5	7- 4				
3- 3	0- 0	0- 0	HOME	0- 0	0- 3	3- 0				
4- 5	0- 1	0- 0	AWAY	0- 0	0- 1	4- 3				
0- 2	0- 0	0- 0	NEUTRAL	0- 0	0- 1	0- 1				
1- 5	0- 1	0- 0	NON-CONFERENCE	0- 0	0- 2	1- 2				
0- 1	0- 0	0- 0	HOME	0- 0	0- 1	0- 0				
1- 2	0- 1	0- 0	AWAY	0- 0	0- 0	1- 1				
0- 2	0- 0	0- 0	NEUTRAL	0- 0	0- 1	0- 1				
6- 5	0- 0	0- 0	CONFERENCE	0- 0	0- 3	6- 2				
3- 2	0- 0	0- 0	HOME	0- 0	0- 2	3- 0				
3- 3	0- 0	0- 0	AWAY	0- 0	0- 1	3- 2				
0- 0	0- 0	0- 0	NEUTRAL	0- 0	0- 0	0- 0				

RPI S	Opponent	Score	RPI S	Opponent	Score	RPI S	Opponent	Score	RPI S	Opponent	Score	Team's RPI: 227
18	A North Carolina	52 106							122	A Winthrop	61 90	
									122	H Winthrop	53 77	
									134	N Col. of Charleston	62 80	
									143	H Liberty	62 71	
									146	H Furman	72 79	
									180	H High Point	83 75	
									217	A Campbell	68 75	
									222	A N.C. Central	66 55	
									226	A Seattle	53 84	
									238	N Drake	74 90	
									250	H Gardner-Webb	85 63	
									261	H UNC Asheville	75 65	
									280	A Charleston So.	77 63	
									314	A Longwood	83 53	
									332	A Presbyterian	68 71	
									342	A Radford	67 66	
LAST 12 Division I GAMES:												
122	A Winthrop	61 90	143	H Liberty	62 71							
261	H UNC Asheville	75 65	180	H High Point	83 75							
280	A Charleston So.	77 63	342	A Radford	67 66							
332	A Presbyterian	68 71	314	A Longwood	83 53							
122	H Winthrop	53 77	134	N Col. of Charleston	62 80							
217	A Campbell	68 75	146	H Furman	72 79							

Non-Div I Games: Brevard 85 42 Virginia Intermont 97 66 Montreat 99 71

Coastal Caro.

Average RPI Win:	268	WON-LOST	WINNING	LAST 10	STRENGTH OF	OPP. STRENGTH	TEAM	ADJ.	CONF.	ADJ CONF.
Average RPI Loss:	145	RECORD	PCT. RANK	GAMES	SCHEDULE	OF SCHEDULE	RPI	RPI	RPI	RPI
DIV. I ONLY	9- 7	127	5- 4	313	228	228	228	25	25	
DIV. I NON-CONF.	5- 4	131	2- 2	247	166	160	160	24	24	
TOTALS	RPI 1-25	RPI 26-50	W-L RECORDS	RPI 51-100	RPI 101-150	RPI 150+				
9- 7	0- 1	0- 1	OVERALL	0- 1	0- 0	9- 4				
6- 2	0- 0	0- 0	HOME	0- 0	0- 0	6- 2				
3- 4	0- 1	0- 0	AWAY	0- 1	0- 0	3- 2				
0- 1	0- 0	0- 1	NEUTRAL	0- 0	0- 0	0- 0				
5- 4	0- 1	0- 1	NON-CONFERENCE	0- 1	0- 0	5- 1				
3- 0	0- 0	0- 0	HOME	0- 0	0- 0	3- 0				
2- 3	0- 1	0- 0	AWAY	0- 1	0- 0	2- 1				
0- 1	0- 0	0- 1	NEUTRAL	0- 0	0- 0	0- 0				
4- 3	0- 0	0- 0	CONFERENCE	0- 0	0- 0	4- 3				
3- 2	0- 0	0- 0	HOME	0- 0	0- 0	3- 2				
1- 1	0- 0	0- 0	AWAY	0- 0	0- 0	1- 1				
0- 0	0- 0	0- 0	NEUTRAL	0- 0	0- 0	0- 0				

RPI 1-25				RPI 26-50				RPI 51-100				RPI 101+ Team's RPI: 228			
RPI	S	Opponent	Score	RPI	S	Opponent	Score	RPI	S	Opponent	Score	RPI	S	Opponent	Score
25	A	Baylor	57 82	40	N	Georgia Tech	60 69	99	A	Tulane	49 74	162	H	Rice	65 54
												187	A	Sam Houston St.	59 55
												189	A	Lamar	58 72
												207	A	Texas Southern	55 71
												208	H	Louisiana Tech	63 51
												224	H	Nicholls St.	63 71
												232	H	Southeastern La.	65 82
												262	H	A&M-Corpus Christi	79 51
												289	H	La.-Monroe	78 63
												302	H	Houston Baptist	66 62
												323	A	LIU Brooklyn	71 57
												340	H	New Orleans	82 59
												343	A	Fairleigh Dickinson	69 62
LAST 12 Division I GAMES:															
224	H	Nicholls St.	63 71	232	H	Southeastern La.	65 82								
302	H	Houston Baptist	66 62	25	A	Baylor	57 82								
262	H	A&M-Corpus Christi	79 51	208	H	Louisiana Tech	63 51								
189	A	Lamar	58 72	289	H	La.-Monroe	78 63								
187	A	Sam Houston St.	59 55	40	N	Georgia Tech	60 69								
340	H	New Orleans	82 59	323	A	LIU Brooklyn	71 57								

Non-Div I Games: Southern-N.O. 77 67 Wiley 88 69

McNeese St.

Average RPI Win:	317	WON-LOST	WINNING	LAST 10	STRENGTH OF	OPP. STRENGTH	TEAM	ADJ.	CONF.	ADJ CONF.
Average RPI Loss:	125	RECORD	PCT. RANK	GAMES	SCHEDULE	OF SCHEDULE	RPI	RPI	RPI	RPI
DIV. I ONLY	5- 12	282	4- 6	195	256	229	229	32	32	
DIV. I NON-CONF.	1- 10	331	1- 5	59	115	239	239	32	32	
TOTALS	RPI 1-25	RPI 26-50	W-L RECORDS	RPI 51-100	RPI 101-150	RPI 150+				
5- 12	0- 0	0- 1	OVERALL	0- 4	0- 3	5- 4				
1- 1	0- 0	0- 0	HOME	0- 0	0- 0	1- 1				
3- 10	0- 0	0- 0	AWAY	0- 4	0- 3	3- 3				
1- 1	0- 0	0- 1	NEUTRAL	0- 0	0- 0	1- 0				
1- 10	0- 0	0- 1	NON-CONFERENCE	0- 4	0- 3	1- 2				
0- 0	0- 0	0- 0	HOME	0- 0	0- 0	0- 0				
0- 9	0- 0	0- 0	AWAY	0- 4	0- 3	0- 2				
1- 1	0- 0	0- 1	NEUTRAL	0- 0	0- 0	1- 0				
4- 2	0- 0	0- 0	CONFERENCE	0- 0	0- 0	4- 2				
1- 1	0- 0	0- 0	HOME	0- 0	0- 0	1- 1				
3- 1	0- 0	0- 0	AWAY	0- 0	0- 0	3- 1				
0- 0	0- 0	0- 0	NEUTRAL	0- 0	0- 0	0- 0				

RPI 1-25				RPI 26-50				RPI 51-100				RPI 101+				Team's RPI: 229	
RPI	S	Opponent	Score	RPI	S	Opponent	Score	RPI	S	Opponent	Score	RPI	S	Opponent	Score		
				38	N	Villanova	53 87	58	A	Arkansas	54 100	126	A	Illinois	70 93		
								71	A	SMU	52 91	131	A	Memphis	51 62		
								87	A	Southern Miss.	61 76	137	A	Ole Miss	60 72		
								88	A	Mississippi St.	58 98	175	H	Southern U.	67 76		
												193	A	Toledo	48 95		
												194	A	Northern Ill.	60 79		
												207	A	Texas Southern	55 65		
												244	N	Eastern Ky.	68 58		
												324	A	Alcorn	70 55		
												326	A	Alabama St.	56 54		
												344	A	Alabama A&M	83 77		
												347	H	Ark.-Pine Bluff	60 49		
LAST 12 Division I GAMES:																	
				207	A	Texas Southern	55 65	88	A	Mississippi St.	58 98						
				175	H	Southern U.	67 76	58	A	Arkansas	54 100						
				324	A	Alcorn	70 55	131	A	Memphis	51 62						
				344	A	Alabama A&M	83 77	137	A	Ole Miss	60 72						
				326	A	Alabama St.	56 54	244	N	Eastern Ky.	68 58						
				347	H	Ark.-Pine Bluff	60 49	87	A	Southern Miss.	61 76						

Non-Div I Games:

Mississippi Val.

■ Loss, 
 ■ Non-Conf, 
 ■ S Site, 
 ■ H Home 
 ■ A Away 
 N Neutral

Average RPI Win:	289	WON-LOST	WINNING	LAST 10	STRENGTH OF	OPP. STRENGTH	TEAM	ADJ.	CONF.	ADJ CONF.
Average RPI Loss:	156	RECORD	PCT. RANK	GAMES	SCHEDULE	OF SCHEDULE	RPI	RPI	RPI	RPI
DIV. I ONLY	6- 13	263	4- 6	120	320	230	230	30	30	
DIV. I NON-CONF.	2- 10	306	0- 5	36	285	223	223	30	30	
TOTALS	RPI 1-25	RPI 26-50	W-L RECORDS	RPI 51-100	RPI 101-150	RPI 150+				
6- 13	0- 1	0- 1	OVERALL	0- 3	0- 3	6- 5				
2- 6	0- 0	0- 1	HOME	0- 2	0- 1	2- 2				
4- 6	0- 1	0- 0	AWAY	0- 1	0- 2	4- 2				
0- 1	0- 0	0- 0	NEUTRAL	0- 0	0- 0	0- 1				
2- 10	0- 1	0- 1	NON-CONFERENCE	0- 2	0- 3	2- 3				
1- 4	0- 0	0- 1	HOME	0- 1	0- 1	1- 1				
1- 5	0- 1	0- 0	AWAY	0- 1	0- 2	1- 1				
0- 1	0- 0	0- 0	NEUTRAL	0- 0	0- 0	0- 1				
4- 3	0- 0	0- 0	CONFERENCE	0- 1	0- 0	4- 2				
1- 2	0- 0	0- 0	HOME	0- 1	0- 0	1- 1				
3- 1	0- 0	0- 0	AWAY	0- 0	0- 0	3- 1				
0- 0	0- 0	0- 0	NEUTRAL	0- 0	0- 0	0- 0				

RPI 1-25				RPI 26-50				RPI 51-100				RPI 101+ Team's RPI: 230			
RPI	S	Opponent	Score	RPI	S	Opponent	Score	RPI	S	Opponent	Score	RPI	S	Opponent	Score
7	A	Louisville	53 108	30	H	Middle Tenn.	43 69	56	H	Chattanooga	70 81	119	A	Western Ky.	75 78
								63	A	Wichita St.	64 86	123	H	Arkansas St.	69 79
								93	H	UT Martin	81 95	137	A	Ole Miss	69 99
												176	A	Xavier	59 72
												231	H	Central Ark.	81 60
												264	A	Morehead St.	83 75
												269	H	Tennessee Tech	79 70
												286	H	Evansville	50 65
												299	A	Murray St.	68 76
												308	H	Southeast Mo. St.	64 75
												311	A	SIU Edwardsville	77 67
												322	A	Eastern Ill.	64 56
												335	A	Southern Ill.	71 69
												336	N	Neb. Omaha	54 70
LAST 12 Division I GAMES:															
269	H	Tennessee Tech	79 70	308	H	Southeast Mo. St.	64 75	137	A	Ole Miss	69 99	63	A	Wichita St.	64 86
311	A	SIU Edwardsville	77 67	56	H	Chattanooga	70 81	93	H	UT Martin	81 95	7	A	Louisville	53 108
322	A	Eastern Ill.	64 56												
264	A	Morehead St.	83 75												
299	A	Murray St.	68 76												

Non-Div I Games: Trevecca Nazarene 98 77

Austin Peay

■ Loss, 
 ■ Non-Conf, 
 ■ S Site, 
 ■ H Home 
 ■ A Away 
 N Neutral

Average RPI Win: 255		WON-LOST	WINNING	LAST 10	STRENGTH OF	OPP. STRENGTH	TEAM	ADJ.	CONF.	ADJ CONF.
Average RPI Loss: 171		RECORD	PCT. RANK	GAMES	SCHEDULE	OF SCHEDULE	RPI	RPI	RPI	RPI
DIV. I ONLY		8- 6	124	4- 3	279	268	231	231	25	25
DIV. I NON-CONF.		4- 5	187	0- 4	288	254	253	253	24	24
TOTALS	RPI 1-25	RPI 26-50		W-L RECORDS		RPI 51-100	RPI 101-150	RPI 150+		
8- 6	0- 0	0- 1		OVERALL		0- 1	1- 1	7- 3		
6- 3	0- 0	0- 0		HOME		0- 1	0- 1	6- 1		
2- 3	0- 0	0- 1		AWAY		0- 0	1- 0	1- 2		
0- 0	0- 0	0- 0		NEUTRAL		0- 0	0- 0	0- 0		
4- 5	0- 0	0- 1		NON-CONFERENCE		0- 1	1- 1	3- 2		
2- 3	0- 0	0- 0		HOME		0- 1	0- 1	2- 1		
2- 2	0- 0	0- 1		AWAY		0- 0	1- 0	1- 1		
0- 0	0- 0	0- 0		NEUTRAL		0- 0	0- 0	0- 0		
4- 1	0- 0	0- 0		CONFERENCE		0- 0	0- 0	4- 1		
4- 0	0- 0	0- 0		HOME		0- 0	0- 0	4- 0		
0- 1	0- 0	0- 0		AWAY		0- 0	0- 0	0- 1		
0- 0	0- 0	0- 0		NEUTRAL		0- 0	0- 0	0- 0		

RPI 1-25				RPI 26-50				RPI 51-100				RPI 101+				Team's RPI: 231	
RPI	S	Opponent	Score	RPI	S	Opponent	Score	RPI	S	Opponent	Score	RPI	S	Opponent	Score		
				34	A	Indiana	53 80	87	H	Southern Miss.	60 71	123	H	Arkansas St.	61 73		
												137	A	Ole Miss	66 63		
												199	H	Northwestern St.	73 61		
												213	H	Stephen F. Austin	65 42		
												214	A	Oral Roberts	60 70		
												230	A	Austin Peay	60 81		
												262	H	A&M-Corpus Christi	66 62		
												289	H	La.-Monroe	63 56		
												302	H	Houston Baptist	67 54		
												313	A	Jacksonville St.	58 54		
												324	H	Alcorn	71 39		
												335	H	Southern Ill.	37 39		
LAST 12 Division I GAMES:																	
				213	H	Stephen F. Austin	65 42	87	H	Southern Miss.	60 71						
				199	H	Northwestern St.	73 61	335	H	Southern Ill.	37 39						
				214	A	Oral Roberts	60 70	230	A	Austin Peay	60 81						
				302	H	Houston Baptist	67 54	313	A	Jacksonville St.	58 54						
				262	H	A&M-Corpus Christi	66 62	289	H	La.-Monroe	63 56						
				123	H	Arkansas St.	61 73	34	A	Indiana	53 80						

Non-Div I Games:	Philander Smith	85	57		Central Baptist	98	36		Incarnate Word	60	40		Abilene Christian	67	54		Central Ark.
------------------	-----------------	----	----	--	-----------------	----	----	--	----------------	----	----	--	-------------------	----	----	--	--------------

Loss, Non-Conf, S Site, H Home A Away N Neutral

Average RPI Win:	240	WON-LOST	WINNING	LAST 10	STRENGTH OF	OPP. STRENGTH	TEAM	ADJ.	CONF.	ADJ CONF.
Average RPI Loss:	148	RECORD	PCT. RANK	GAMES	SCHEDULE	OF SCHEDULE	RPI	RPI	RPI	RPI
DIV. I ONLY	3- 14	322	3- 6	63	297	232	232	25	25	
DIV. I NON-CONF.	0- 11	338	0- 5	21	250	262	262	24	24	
TOTALS	RPI 1-25	RPI 26-50	W-L RECORDS	RPI 51-100	RPI 101-150	RPI 150+				
3- 14	0- 1	0- 1	OVERALL	0- 4	0- 2	3- 6				
1- 1	0- 0	0- 0	HOME	0- 0	0- 0	1- 1				
2- 10	0- 0	0- 0	AWAY	0- 4	0- 1	2- 5				
0- 3	0- 1	0- 1	NEUTRAL	0- 0	0- 1	0- 0				
0- 11	0- 1	0- 1	NON-CONFERENCE	0- 4	0- 2	0- 3				
0- 0	0- 0	0- 0	HOME	0- 0	0- 0	0- 0				
0- 8	0- 0	0- 0	AWAY	0- 4	0- 1	0- 3				
0- 3	0- 1	0- 1	NEUTRAL	0- 0	0- 1	0- 0				
3- 3	0- 0	0- 0	CONFERENCE	0- 0	0- 0	3- 3				
1- 1	0- 0	0- 0	HOME	0- 0	0- 0	1- 1				
2- 2	0- 0	0- 0	AWAY	0- 0	0- 0	2- 2				
0- 0	0- 0	0- 0	NEUTRAL	0- 0	0- 0	0- 0				

RPI 1-25				RPI 26-50				RPI 51-100				RPI 101+				Team's RPI: 232	
RPI	S	Opponent	Score	RPI	S	Opponent	Score	RPI	S	Opponent	Score	RPI	S	Opponent	Score		
16	N	North Carolina St.	59 87	30	N	Middle Tenn.	71 89	64	A	UTEP	65 87	137	A	Ole Miss	69 96		
								71	A	SMU	39 82	139	N	Grand Canyon	57 62		
								88	A	Mississippi St.	57 109	175	A	Southern U.	56 63		
								99	A	Tulane	52 80	187	H	Sam Houston St.	85 86		
												189	H	Lamar	67 62		
												224	A	Nicholls St.	55 84		
												228	A	McNeese St.	82 65		
												262	A	A&M-Corpus Christi	54 83		
												289	A	La.-Monroe	77 87		
												294	A	La.-Lafayette	53 66		
												302	A	Houston Baptist	85 84		
LAST 12 Division I GAMES:																	
302	A	Houston Baptist	85 84	294	A	La.-Lafayette	53 66										
262	A	A&M-Corpus Christi	54 83	88	A	Mississippi St.	57 109										
189	H	Lamar	67 62	64	A	UTEP	65 87										
187	H	Sam Houston St.	85 86	71	A	SMU	39 82										
224	A	Nicholls St.	55 84	139	N	Grand Canyon	57 62										
228	A	McNeese St.	82 65	16	N	North Carolina St.	59 87										

Non-Div I Games: Mobile 78 68 Incarnate Word 67 55

Southeastern La.

■ Loss, 
 ■ Non-Conf, 
 ■ S Site, 
 ■ Home 
 ■ Away 
 N Neutral



Average RPI Win: <b>218</b>	WON-LOST	WINNING	LAST 10	STRENGTH OF	OPP. STRENGTH	TEAM	ADJ.	CONF.	ADJ CONF.
Average RPI Loss: <b>166</b>	RECORD	PCT. RANK	GAMES	SCHEDULE	OF SCHEDULE	RPI	RPI	RPI	RPI
DIV. I ONLY	9- 10	175	5- 5	278	148	233	233	12	12
DIV. I NON-CONF.	6- 7	165	4- 2	279	212	224	224	10	10
TOTALS	RPI 1-25	RPI 26-50	W-L RECORDS	RPI 51-100	RPI 101-150	RPI 150+			
9- 10	0- 2	0- 1	OVERALL	0- 1	3- 1	6- 5			
5- 4	0- 1	0- 1	HOME	0- 1	0- 0	5- 1			
4- 6	0- 1	0- 0	AWAY	0- 0	3- 1	1- 4			
0- 0	0- 0	0- 0	NEUTRAL	0- 0	0- 0	0- 0			
6- 7	0- 2	0- 0	NON-CONFERENCE	0- 1	1- 1	5- 3			
4- 2	0- 1	0- 0	HOME	0- 1	0- 0	4- 0			
2- 5	0- 1	0- 0	AWAY	0- 0	1- 1	1- 3			
0- 0	0- 0	0- 0	NEUTRAL	0- 0	0- 0	0- 0			
3- 3	0- 0	0- 1	CONFERENCE	0- 0	2- 0	1- 2			
1- 2	0- 0	0- 1	HOME	0- 0	0- 0	1- 1			
2- 1	0- 0	0- 0	AWAY	0- 0	2- 0	0- 1			
0- 0	0- 0	0- 0	NEUTRAL	0- 0	0- 0	0- 0			

RPI 1-25				RPI 26-50				RPI 51-100				RPI 101+ Team's RPI: 233			
RPI	S	Opponent	Score	RPI	S	Opponent	Score	RPI	S	Opponent	Score	RPI	S	Opponent	Score
16	A	North Carolina St.	46 69	45	H	James Madison	57 62	53	H	Navy	55 56	109	A	George Washington	68 67
21	H	Maryland	53 90									129	A	Bucknell	62 78
												134	A	Col. of Charleston	64 60
												140	A	Hofstra	62 56
												179	A	Coppin St.	66 59
												186	H	Northeastern	66 65
												250	A	Maine	58 72
												254	H	Loyola Maryland	67 46
												276	H	UNC Wilmington	53 54
												281	A	George Mason	58 60
												291	A	William & Mary	60 69
												292	H	Manhattan	63 43
												297	A	Morgan St.	63 69
												323	H	LIU Brooklyn	76 56
												346	H	UMBC	64 57
LAST 12 Division I GAMES:															
291	A	William & Mary	60 69	179	A	Coppin St.	66 59								
134	A	Col. of Charleston	64 60	254	H	Loyola Maryland	67 46								
276	H	UNC Wilmington	53 54	250	A	Maine	58 72								
45	H	James Madison	57 62	297	A	Morgan St.	63 69								
186	H	Northeastern	66 65	323	H	LIU Brooklyn	76 56								
140	A	Hofstra	62 56	109	A	George Washington	68 67								

Non-Div I Games:

Towson

■ Loss, 
 ■ Non-Conf, S Site, 
 ■ Home 
 ■ Away 
 N Neutral

Average RPI Win:	259	WON-LOST	WINNING	LAST 10	STRENGTH OF	OPP. STRENGTH	TEAM	ADJ.	CONF.	ADJ CONF.
Average RPI Loss:	163	RECORD	PCT. RANK	GAMES	SCHEDULE	OF SCHEDULE	RPI	RPI	RPI	RPI
DIV. I ONLY	9- 7	127	5- 5	312	238	234	234	14	14	
DIV. I NON-CONF.	8- 6	125	6- 4	286	245	201	201	15	15	
TOTALS	RPI 1-25	RPI 26-50	W-L RECORDS	RPI 51-100	RPI 101-150	RPI 150+				
9- 7	0- 1	0- 0	OVERALL	0- 1	1- 2	8- 3				
5- 3	0- 0	0- 0	HOME	0- 1	0- 2	5- 0				
3- 4	0- 1	0- 0	AWAY	0- 0	1- 0	2- 3				
1- 0	0- 0	0- 0	NEUTRAL	0- 0	0- 0	1- 0				
8- 6	0- 1	0- 0	NON-CONFERENCE	0- 1	1- 2	7- 2				
4- 3	0- 0	0- 0	HOME	0- 1	0- 2	4- 0				
3- 3	0- 1	0- 0	AWAY	0- 0	1- 0	2- 2				
1- 0	0- 0	0- 0	NEUTRAL	0- 0	0- 0	1- 0				
1- 1	0- 0	0- 0	CONFERENCE	0- 0	0- 0	1- 1				
1- 0	0- 0	0- 0	HOME	0- 0	0- 0	1- 0				
0- 1	0- 0	0- 0	AWAY	0- 0	0- 0	0- 1				
0- 0	0- 0	0- 0	NEUTRAL	0- 0	0- 0	0- 0				

RPI 1-25				RPI 26-50				RPI 51-100				RPI 101+ Team's RPI: 234			
RPI	S	Opponent	Score	RPI	S	Opponent	Score	RPI	S	Opponent	Score	RPI	S	Opponent	Score
15	A	Syracuse	48 89					81	H	Drexel	44 69	112	H	St. Francis Brooklyn	68 78
												125	A	Buffalo	79 72
												129	H	Bucknell	59 72
												184	H	Colgate	76 62
												226	A	Seattle	49 52
												238	N	Drake	59 49
												254	H	Loyola Maryland	57 53
												268	A	Robert Morris	63 76
												282	A	Howard	70 58
												297	A	Morgan St.	59 42
												310	A	Columbia	64 71
												310	H	Columbia	76 51
												316	H	Binghamton	63 52
												327	H	Vermont	81 46
LAST 12 Division I GAMES:															
310	H	Columbia	76 51	268	A	Robert Morris	63 76								
310	A	Columbia	64 71	112	H	St. Francis Brooklyn	68 78								
282	A	Howard	70 58	316	H	Binghamton	63 52								
297	A	Morgan St.	59 42	226	A	Seattle	49 52								
327	H	Vermont	81 46	238	N	Drake	59 49								
81	H	Drexel	44 69	254	H	Loyola Maryland	57 53								

Non-Div I Games:

Cornell

■ Loss, 
 ■ Non-Conf, S Site, 
 ■ Home 
 ■ Away 
 N Neutral

Average RPI Win:	278	WON-LOST	WINNING	LAST 10	STRENGTH OF	OPP. STRENGTH	TEAM	ADJ.	CONF.	ADJ CONF.
Average RPI Loss:	137	RECORD	PCT. RANK	GAMES	SCHEDULE	OF SCHEDULE	RPI	RPI	RPI	RPI
DIV. I ONLY	6- 12	255	4- 6	181	230	235	235	27	27	
DIV. I NON-CONF.	2- 9	299	0- 5	71	124	220	220	27	27	
TOTALS	RPI 1-25	RPI 26-50	W-L RECORDS	RPI 51-100	RPI 101-150	RPI 150+				
6- 12	0- 1	0- 1	OVERALL	0- 4	0- 1	6- 5				
3- 3	0- 0	0- 0	HOME	0- 1	0- 0	3- 2				
3- 8	0- 1	0- 1	AWAY	0- 2	0- 1	3- 3				
0- 1	0- 0	0- 0	NEUTRAL	0- 1	0- 0	0- 0				
2- 9	0- 1	0- 1	NON-CONFERENCE	0- 4	0- 1	2- 2				
1- 2	0- 0	0- 0	HOME	0- 1	0- 0	1- 1				
1- 6	0- 1	0- 1	AWAY	0- 2	0- 1	1- 1				
0- 1	0- 0	0- 0	NEUTRAL	0- 1	0- 0	0- 0				
4- 3	0- 0	0- 0	CONFERENCE	0- 0	0- 0	4- 3				
2- 1	0- 0	0- 0	HOME	0- 0	0- 0	2- 1				
2- 2	0- 0	0- 0	AWAY	0- 0	0- 0	2- 2				
0- 0	0- 0	0- 0	NEUTRAL	0- 0	0- 0	0- 0				

RPI 1-25				RPI 26-50				RPI 51-100				RPI 101+ Team's RPI: 235			
RPI	S	Opponent	Score	RPI	S	Opponent	Score	RPI	S	Opponent	Score	RPI	S	Opponent	Score
17	A	Penn St.	77 117	41	A	Bowling Green	66 81	66	H	Duquesne	66 86	125	A	Buffalo	77 87
								74	A	Florida	71 105	171	A	Sacred Heart	88 95
								79	A	FGCU	68 75	183	H	Mt. St. Mary's	81 66
								99	N	Tulane	67 89	184	H	Colgate	79 97
												243	H	Bryant	86 88
												248	A	Central Conn. St.	106 97
												268	A	Robert Morris	69 83
												271	A	East Tenn. St.	92 79
												281	A	George Mason	62 97
												282	H	Howard	86 85
												343	A	Fairleigh Dickinson	110 69
												343	H	Fairleigh Dickinson	111 89
LAST 12 Division I GAMES:															
343	A	Fairleigh Dickinson	110 69	171	A	Sacred Heart	88 95								
183	H	Mt. St. Mary's	81 66	41	A	Bowling Green	66 81								
268	A	Robert Morris	69 83	99	N	Tulane	67 89								
243	H	Bryant	86 88	79	A	FGCU	68 75								
343	H	Fairleigh Dickinson	111 89	74	A	Florida	71 105								
248	A	Central Conn. St.	106 97	66	H	Duquesne	66 86								

Non-Div I Games:

Saint Francis (PA)

■ Loss, 
 ■ Non-Conf, 
 ■ S Site, 
 ■ H Home 
 ■ A Away 
 N Neutral

Average RPI Win:	232	WON-LOST	WINNING	LAST 10	STRENGTH OF	OPP. STRENGTH	TEAM	ADJ.	CONF.	ADJ CONF.
Average RPI Loss:	181	RECORD	PCT. RANK	GAMES	SCHEDULE	OF SCHEDULE	RPI	RPI	RPI	RPI
DIV. I ONLY	8- 8	156	6- 4	290	218	236	236	20	20	
DIV. I NON-CONF.	3- 6	242	2- 3	335	262	333	333	23	23	
TOTALS	RPI 1-25	RPI 26-50	W-L RECORDS	RPI 51-100	RPI 101-150	RPI 150+				
8- 8	0- 0	0- 0	OVERALL	0- 0	0- 3	8- 5				
6- 2	0- 0	0- 0	HOME	0- 0	0- 0	6- 2				
2- 6	0- 0	0- 0	AWAY	0- 0	0- 3	2- 3				
0- 0	0- 0	0- 0	NEUTRAL	0- 0	0- 0	0- 0				
3- 6	0- 0	0- 0	NON-CONFERENCE	0- 0	0- 1	3- 5				
3- 2	0- 0	0- 0	HOME	0- 0	0- 0	3- 2				
0- 4	0- 0	0- 0	AWAY	0- 0	0- 1	0- 3				
0- 0	0- 0	0- 0	NEUTRAL	0- 0	0- 0	0- 0				
5- 2	0- 0	0- 0	CONFERENCE	0- 0	0- 2	5- 0				
3- 0	0- 0	0- 0	HOME	0- 0	0- 0	3- 0				
2- 2	0- 0	0- 0	AWAY	0- 0	0- 2	2- 0				
0- 0	0- 0	0- 0	NEUTRAL	0- 0	0- 0	0- 0				

RPI 1-25			RPI 26-50			RPI 51-100			RPI 101+			Team's RPI: 236
RPI	S	Opponent	Score	RPI	S	Opponent	Score	RPI	S	Opponent	Score	
								108	A	Portland	71	85
								132	A	Fresno St.	63	72
								149	A	Wyoming	48	55
								166	H	Southern Utah	86	90
								170	H	San Diego St.	73	64
								181	H	Nevada	67	64
								191	H	San Francisco	70	76
								192	A	South Dakota	61	74
								206	A	Eastern Wash.	66	81
								218	H	Cal St. Fullerton	66	64
								220	H	Idaho St.	72	70
								223	A	Utah St.	71	68
								246	H	New Mexico	74	60
								256	A	San Jose St.	90	69
								301	A	New Mexico St.	68	98
								341	H	Utah Valley	63	60
LAST 12 Division I GAMES:												
256	A	San Jose St.	90	69	132	A	Fresno St.	63	72			
246	H	New Mexico	74	60	218	H	Cal St. Fullerton	66	64			
223	A	Utah St.	71	68	206	A	Eastern Wash.	66	81			
181	H	Nevada	67	64	191	H	San Francisco	70	76			
149	A	Wyoming	48	55	108	A	Portland	71	85			
170	H	San Diego St.	73	64	341	H	Utah Valley	63	60			

Non-Div I Games: Lewis-Clark St. 76 68 Col. of Idaho 92 56

Boise St.

■ Loss, 
 ■ Non-Conf, S Site, 
 ■ Home 
 ■ Away 
 N Neutral

Average RPI Win:	213	WON-LOST	WINNING	LAST 10	STRENGTH OF	OPP. STRENGTH	TEAM	ADJ.	CONF.	ADJ CONF.
Average RPI Loss:	137	RECORD	PCT. RANK	GAMES	SCHEDULE	OF SCHEDULE	RPI	RPI	RPI	RPI
DIV. I ONLY	6- 14	278	3- 7	133	157	237	237	8	8	
DIV. I NON-CONF.	3- 8	268	2- 1	232	279	307	307	8	8	
TOTALS	RPI 1-25	RPI 26-50	W-L RECORDS	RPI 51-100	RPI 101-150	RPI 150+				
6- 14	0- 1	0- 3	OVERALL	0- 1	2- 1	4- 8				
4- 6	0- 1	0- 0	HOME	0- 0	1- 0	3- 5				
2- 8	0- 0	0- 3	AWAY	0- 1	1- 1	1- 3				
0- 0	0- 0	0- 0	NEUTRAL	0- 0	0- 0	0- 0				
3- 8	0- 0	0- 1	NON-CONFERENCE	0- 0	0- 1	3- 6				
3- 3	0- 0	0- 0	HOME	0- 0	0- 0	3- 3				
0- 5	0- 0	0- 1	AWAY	0- 0	0- 1	0- 3				
0- 0	0- 0	0- 0	NEUTRAL	0- 0	0- 0	0- 0				
3- 6	0- 1	0- 2	CONFERENCE	0- 1	2- 0	1- 2				
1- 3	0- 1	0- 0	HOME	0- 0	1- 0	0- 2				
2- 3	0- 0	0- 2	AWAY	0- 1	1- 0	1- 0				
0- 0	0- 0	0- 0	NEUTRAL	0- 0	0- 0	0- 0				

RPI 1-25				RPI 26-50				RPI 51-100				RPI 101+ Team's RPI: 237			
RPI	S	Opponent	Score	RPI	S	Opponent	Score	RPI	S	Opponent	Score	RPI	S	Opponent	Score
14	H	Gonzaga	82 91	26	A	San Diego	63 86	57	A	BYU	72 90	103	A	Pacific	90 84
				35	A	St. Mary's (CA)	74 78					108	H	Portland	78 64
				36	A	Oregon St.	54 92					121	A	Colorado St.	68 70
												157	A	Long Beach St.	66 76
												160	H	Montana	47 49
												177	H	UC Irvine	60 63
												191	H	San Francisco	76 80
												223	A	Utah St.	58 100
												225	H	UNLV	71 67
												226	H	Seattle	70 72
												245	A	Pepperdine	76 64
												246	A	New Mexico	65 69
												255	H	Santa Clara	65 69
												293	H	Northern Ariz.	79 58
												301	H	New Mexico St.	81 64
LAST 12 Division I GAMES:															
108	H	Portland	78 64	191	H	San Francisco	76 80								
14	H	Gonzaga	82 91	26	A	San Diego	63 86								
35	A	St. Mary's (CA)	74 78	57	A	BYU	72 90								
103	A	Pacific	90 84	226	H	Seattle	70 72								
245	A	Pepperdine	76 64	225	H	UNLV	71 67								
255	H	Santa Clara	65 69	293	H	Northern Ariz.	79 58								

Non-Div I Games:

Loyola Marymount

■ Loss, 
 ■ Non-Conf, S Site, 
 ■ Home 
 ■ Away 
 N Neutral

Average RPI Win: <b>236</b>	WON-LOST	WINNING	LAST 10	STRENGTH OF	OPP. STRENGTH	TEAM	ADJ.	CONF.	ADJ CONF.
Average RPI Loss: <b>139</b>	RECORD	PCT. RANK	GAMES	SCHEDULE	OF SCHEDULE	RPI	RPI	RPI	RPI
DIV. I ONLY	8- 11	213	3- 7	217	174	238	238	18	18
DIV. I NON-CONF.	6- 5	136	3- 1	145	156	159	159	17	17
TOTALS	RPI 1-25	RPI 26-50	W-L RECORDS	RPI 51-100	RPI 101-150	RPI 150+			
8- 11	0- 0	0- 2	OVERALL	1- 2	0- 2	7- 5			
6- 3	0- 0	0- 1	HOME	1- 0	0- 0	5- 2			
0- 7	0- 0	0- 1	AWAY	0- 2	0- 2	0- 2			
2- 1	0- 0	0- 0	NEUTRAL	0- 0	0- 0	2- 1			
6- 5	0- 0	0- 2	NON-CONFERENCE	1- 1	0- 1	5- 1			
4- 1	0- 0	0- 1	HOME	1- 0	0- 0	3- 0			
0- 3	0- 0	0- 1	AWAY	0- 1	0- 1	0- 0			
2- 1	0- 0	0- 0	NEUTRAL	0- 0	0- 0	2- 1			
2- 6	0- 0	0- 0	CONFERENCE	0- 1	0- 1	2- 4			
2- 2	0- 0	0- 0	HOME	0- 0	0- 0	2- 2			
0- 4	0- 0	0- 0	AWAY	0- 1	0- 1	0- 2			
0- 0	0- 0	0- 0	NEUTRAL	0- 0	0- 0	0- 0			

RPI S	Opponent	Score	RPI S	Opponent	Score	RPI S	Opponent	Score	RPI S	Opponent	Score	Team's RPI: 238
33	A Iowa	51 73	63	A Wichita St.	55 88	105	A Indiana St.	81 90				
37	H Iowa St.	47 89	68	H Creighton	62 55	121	A Colorado St.	77 92				
			83	A Wisconsin	41 66	155	A Missouri St.	66 89				
						192	N South Dakota	89 81				
						205	H Loyola Chicago	69 75				
						212	A Illinois St.	71 80				
						220	H Idaho St.	78 59				
						227	N Coastal Caro.	90 74				
						234	N Cornell	49 59				
						263	H Milwaukee	79 57				
						273	H Bradley	97 77				
						286	H Evansville	67 71				
						311	H SIU Edwardsville	87 71				
						335	H Southern Ill.	74 72				
LAST 12 Division I GAMES:												
273	H Bradley	97 77	105	A Indiana St.	81 90							
205	H Loyola Chicago	69 75	212	A Illinois St.	71 80							
63	A Wichita St.	55 88	263	H Milwaukee	79 57							
155	A Missouri St.	66 89	33	A Iowa	51 73							
286	H Evansville	67 71	311	H SIU Edwardsville	87 71							
335	H Southern Ill.	74 72	220	H Idaho St.	78 59							

Non-Div I Games:

Drake

■ Loss, 
 ■ Non-Conf, 
 ■ S Site, 
 ■ H Home 
 ■ A Away 
 N Neutral

Average RPI Win:	267	WON-LOST	WINNING	LAST 10	STRENGTH OF	OPP. STRENGTH	TEAM	ADJ.	CONF.	ADJ CONF.
Average RPI Loss:	190	RECORD	PCT. RANK	GAMES	SCHEDULE	OF SCHEDULE	RPI	RPI	RPI	RPI
DIV. I ONLY	10- 8	129	7- 3	326	314	239	239	31	31	
DIV. I NON-CONF.	5- 7	198	3- 3	328	268	291	291	31	31	
TOTALS	RPI 1-25	RPI 26-50	W-L RECORDS	RPI 51-100	RPI 101-150	RPI 150+				
10- 8	0- 0	0- 0	OVERALL	0- 1	0- 1	10- 6				
4- 4	0- 0	0- 0	HOME	0- 0	0- 0	4- 4				
6- 4	0- 0	0- 0	AWAY	0- 1	0- 1	6- 2				
0- 0	0- 0	0- 0	NEUTRAL	0- 0	0- 0	0- 0				
5- 7	0- 0	0- 0	NON-CONFERENCE	0- 1	0- 0	5- 6				
2- 4	0- 0	0- 0	HOME	0- 0	0- 0	2- 4				
3- 3	0- 0	0- 0	AWAY	0- 1	0- 0	3- 2				
0- 0	0- 0	0- 0	NEUTRAL	0- 0	0- 0	0- 0				
5- 1	0- 0	0- 0	CONFERENCE	0- 0	0- 1	5- 0				
2- 0	0- 0	0- 0	HOME	0- 0	0- 0	2- 0				
3- 1	0- 0	0- 0	AWAY	0- 0	0- 1	3- 0				
0- 0	0- 0	0- 0	NEUTRAL	0- 0	0- 0	0- 0				

RPI S	Opponent	Score	RPI S	Opponent	Score	RPI S	Opponent	Score	RPI S	Opponent	Score	Team's RPI: 239
						82	A Boston College	40 65	101	A Albany (NY)	47 88	
									169	H Stony Brook	71 68	
									182	H Cleveland St.	50 65	
									184	H Colgate	63 58	
									186	H Northeastern	50 70	
									197	H Boston U.	58 69	
									204	H Yale	58 53	
									216	A Hartford	61 56	
									243	A Bryant	61 67	
									248	A Central Conn. St.	52 53	
									282	H Howard	40 45	
									284	A Dartmouth	54 37	
									295	A Brown	77 74	
									320	A NJIT	53 40	
									325	A UMass Lowell	75 68	
									327	H Vermont	60 45	
									346	A UMBC	60 47	
LAST 12 Division I GAMES:												
325	A	UMass Lowell	75	68	204	H	Yale	58	53			
101	A	Albany (NY)	47	88	295	A	Brown	77	74			
327	H	Vermont	60	45	197	H	Boston U.	58	69			
216	A	Hartford	61	56	182	H	Cleveland St.	50	65			
346	A	UMBC	60	47	82	A	Boston College	40	65			
169	H	Stony Brook	71	68	284	A	Dartmouth	54	37			

Non-Div I Games: Worcester St. 77 30

New Hampshire

■ Loss, 
 ■ Non-Conf, 
 ■ S Site, 
 ■ Home 
 ■ A Away 
 N Neutral

Average RPI Win:	285	WON-LOST	WINNING	LAST 10	STRENGTH OF	OPP. STRENGTH	TEAM	ADJ.	CONF.	ADJ CONF.
Average RPI Loss:	117	RECORD	PCT. RANK	GAMES	SCHEDULE	OF SCHEDULE	RPI	RPI	RPI	RPI
DIV. I ONLY	6- 11	248	3- 6	218	139	240	240	10	10	
DIV. I NON-CONF.	4- 7	229	2- 3	280	137	261	261	12	12	
TOTALS	RPI 1-25	RPI 26-50	W-L RECORDS	RPI 51-100	RPI 101-150	RPI 150+				
6- 11	0- 1	0- 2	OVERALL	0- 1	0- 3	6- 4				
3- 5	0- 1	0- 0	HOME	0- 1	0- 2	3- 1				
3- 6	0- 0	0- 2	AWAY	0- 0	0- 1	3- 3				
0- 0	0- 0	0- 0	NEUTRAL	0- 0	0- 0	0- 0				
4- 7	0- 1	0- 1	NON-CONFERENCE	0- 1	0- 1	4- 3				
2- 4	0- 1	0- 0	HOME	0- 1	0- 1	2- 1				
2- 3	0- 0	0- 1	AWAY	0- 0	0- 0	2- 2				
0- 0	0- 0	0- 0	NEUTRAL	0- 0	0- 0	0- 0				
2- 4	0- 0	0- 1	CONFERENCE	0- 0	0- 2	2- 1				
1- 1	0- 0	0- 0	HOME	0- 0	0- 1	1- 0				
1- 3	0- 0	0- 1	AWAY	0- 0	0- 1	1- 1				
0- 0	0- 0	0- 0	NEUTRAL	0- 0	0- 0	0- 0				

RPI 1-25				RPI 26-50				RPI 51-100				RPI 101+ Team's RPI: 240			
RPI	S	Opponent	Score	RPI	S	Opponent	Score	RPI	S	Opponent	Score	RPI	S	Opponent	Score
19	H	Texas A&M	48 67	29	A	Oklahoma St.	47 95	71	H	SMU	79 84	114	A	Charlotte	59 61
				30	A	Middle Tenn.	42 86					139	H	Grand Canyon	65 67
												145	H	UTSA	56 58
												155	H	Missouri St.	79 85
												164	A	Northern Colo.	69 75
												173	A	Fla. Atlantic	69 82
												195	A	FIU	66 59
												252	A	Houston	61 66
												274	H	Bethune-Cookman	82 49
												275	A	Denver	93 74
												297	H	Marshall	63 50
												330	H	UMKC	77 70
												338	A	Texas-Arlington	70 55
LAST 12 Division I GAMES:															
173	A	Fla. Atlantic	69 82	155	H	Missouri St.	79 85	71	H	SMU	79 84				
195	A	FIU	66 59	275	A	Denver	93 74	164	A	Northern Colo.	69 75				
145	H	UTSA	56 58	338	A	Texas-Arlington	70 55	29	A	Oklahoma St.	47 95				
297	H	Marshall	63 50												
114	A	Charlotte	59 61												
30	A	Middle Tenn.	42 86												

Non-Div I Games: Cameron 69 41 Abilene Christian 64 50

North Texas

■ Loss, 
 ■ Non-Conf, 
 ■ S Site, 
 ■ H Home 
 ■ A Away 
 N Neutral



Average RPI Win:	282	WON-LOST	WINNING	LAST 10	STRENGTH OF	OPP. STRENGTH	TEAM	ADJ.	CONF.	ADJ CONF.
Average RPI Loss:	141	RECORD	PCT. RANK	GAMES	SCHEDULE	OF SCHEDULE	RPI	RPI	RPI	RPI
DIV. I ONLY	8- 12	230	4- 6	249	235	241	241	17	17	
DIV. I NON-CONF.	4- 5	187	0- 1	273	314	237	237	16	16	
TOTALS	RPI 1-25	RPI 26-50	W-L RECORDS	RPI 51-100	RPI 101-150	RPI 150+				
8- 12	0- 0	0- 3	OVERALL	0- 3	0- 2	8- 4				
4- 5	0- 0	0- 1	HOME	0- 3	0- 0	4- 1				
4- 7	0- 0	0- 2	AWAY	0- 0	0- 2	4- 3				
0- 0	0- 0	0- 0	NEUTRAL	0- 0	0- 0	0- 0				
4- 5	0- 0	0- 1	NON-CONFERENCE	0- 1	0- 1	4- 2				
2- 2	0- 0	0- 0	HOME	0- 1	0- 0	2- 1				
2- 3	0- 0	0- 1	AWAY	0- 0	0- 1	2- 1				
0- 0	0- 0	0- 0	NEUTRAL	0- 0	0- 0	0- 0				
4- 7	0- 0	0- 2	CONFERENCE	0- 2	0- 1	4- 2				
2- 3	0- 0	0- 1	HOME	0- 2	0- 0	2- 0				
2- 4	0- 0	0- 1	AWAY	0- 0	0- 1	2- 2				
0- 0	0- 0	0- 0	NEUTRAL	0- 0	0- 0	0- 0				

RPI 1-25				RPI 26-50				RPI 51-100				RPI 101+				Team's RPI: 241	
RPI	S	Opponent	Score	RPI	S	Opponent	Score	RPI	S	Opponent	Score	RPI	S	Opponent	Score		
				49	A	Michigan St.	54 102	62	H	Iona	57 69	115	A	Fairfield	57 63		
				50	A	Marist	49 57	75	H	St. Bonaventure	47 61	125	A	Buffalo	59 68		
				50	H	Marist	47 73	76	H	Quinnipiac	55 65	153	H	Akron	56 72		
												215	A	Oakland	62 57		
												243	H	Bryant	61 59		
												265	A	Siena	75 66		
												266	A	Rider	76 72		
												292	A	Manhattan	56 72		
												300	H	Saint Peter's	48 47		
												316	A	Binghamton	66 53		
												317	A	Monmouth	56 64		
												317	H	Monmouth	60 52		
												327	A	Vermont	51 74		
												337	H	Detroit	77 67		
LAST 12 Division I GAMES:																	
				265	A	Siena	75 66	300	H	Saint Peter's	48 47						
				115	A	Fairfield	57 63	62	H	Iona	57 69						
				50	H	Marist	47 73	50	A	Marist	49 57						
				317	H	Monmouth	60 52	292	A	Manhattan	56 72						
				266	A	Rider	76 72	76	H	Quinnipiac	55 65						
				317	A	Monmouth	56 64	327	A	Vermont	51 74						

Non-Div I Games:

Canisius

■ Loss, 
 ■ Non-Conf, 
 ■ S Site, 
 ■ H Home 
 ■ A Away 
 N Neutral

Average RPI Win: <b>292</b>	WON-LOST	WINNING	LAST 10	STRENGTH OF	OPP. STRENGTH	TEAM	ADJ.	CONF.	ADJ CONF.
Average RPI Loss: <b>149</b>	RECORD	PCT. RANK	GAMES	SCHEDULE	OF SCHEDULE	RPI	RPI	RPI	RPI
DIV. I ONLY	7- 14	255	4- 6	158	307	242	242	30	30
DIV. I NON-CONF.	3- 10	284	0- 4	67	228	213	213	30	30
TOTALS	RPI 1-25	RPI 26-50	W-L RECORDS	RPI 51-100	RPI 101-150	RPI 150+			
7- 14	0- 1	0- 0	OVERALL	0- 4	0- 4	7- 5			
5- 3	0- 0	0- 0	HOME	0- 1	0- 0	5- 2			
2- 9	0- 1	0- 0	AWAY	0- 2	0- 3	2- 3			
0- 2	0- 0	0- 0	NEUTRAL	0- 1	0- 1	0- 0			
3- 10	0- 1	0- 0	NON-CONFERENCE	0- 3	0- 4	3- 2			
2- 2	0- 0	0- 0	HOME	0- 1	0- 0	2- 1			
1- 6	0- 1	0- 0	AWAY	0- 1	0- 3	1- 1			
0- 2	0- 0	0- 0	NEUTRAL	0- 1	0- 1	0- 0			
4- 4	0- 0	0- 0	CONFERENCE	0- 1	0- 0	4- 3			
3- 1	0- 0	0- 0	HOME	0- 0	0- 0	3- 1			
1- 3	0- 0	0- 0	AWAY	0- 1	0- 0	1- 2			
0- 0	0- 0	0- 0	NEUTRAL	0- 0	0- 0	0- 0			

RPI 1-25				RPI 26-50				RPI 51-100				RPI 101+ Team's RPI: 242			
RPI	S	Opponent	Score	RPI	S	Opponent	Score	RPI	S	Opponent	Score	RPI	S	Opponent	Score
9	A	Purdue	46 <b>76</b>					56	A	Chattanooga	65 <b>76</b>	113	A	IUPUI	58 <b>80</b>
								59	H	Georgia	55 <b>81</b>	119	N	Western Ky.	46 <b>66</b>
								64	N	UTEP	74 <b>88</b>	120	A	Missouri	70 <b>82</b>
								93	A	UT Martin	53 <b>82</b>	127	A	Wake Forest	49 <b>69</b>
												203	A	Georgia St.	84 <b>87</b>
												219	H	Mercer	69 62
												244	H	Eastern Ky.	59 <b>75</b>
												262	H	A&M-Corpus Christi	62 <b>72</b>
												269	H	Tennessee Tech	62 53
												299	H	Murray St.	67 57
												307	A	Tennessee St.	51 <b>64</b>
												308	A	Southeast Mo. St.	81 74
												311	A	SIU Edwardsville	56 <b>68</b>
												313	H	Jacksonville St.	92 50
												318	A	Lipscomb	68 52
												319	H	Kent St.	84 60
LAST 12 Division I GAMES:															
244	H	Eastern Ky.	59 <b>75</b>	308	A	Southeast Mo. St.	81 74								
307	A	Tennessee St.	51 <b>64</b>	311	A	SIU Edwardsville	56 <b>68</b>								
299	H	Murray St.	67 57	64	N	UTEP	74 <b>88</b>								
93	A	UT Martin	53 <b>82</b>	119	N	Western Ky.	46 <b>66</b>								
313	H	Jacksonville St.	92 50	120	A	Missouri	70 <b>82</b>								
269	H	Tennessee Tech	62 53	59	H	Georgia	55 <b>81</b>								

Non-Div I Games:

Belmont

■ Loss, 
 ■ Non-Conf, 
 S Site, 
 ■ Home 
 ■ Away 
 N Neutral

B  
r  
y  
a  
n  
tB  
r  
y  
a  
n  
t

Bryant

Page 243

Average RPI Win:	280	WON-LOST	WINNING	LAST 10	STRENGTH OF	OPP. STRENGTH	TEAM	ADJ.	CONF.	ADJ CONF.
Average RPI Loss:	251	RECORD	PCT. RANK	GAMES	SCHEDULE	OF SCHEDULE	RPI	RPI	RPI	RPI
DIV. I ONLY	10- 6	99	8- 2	346	325	244	244	30	30	
DIV. I NON-CONF.	5- 5	148	3- 3	346	269	297	297	30	30	
TOTALS	RPI 1-25	RPI 26-50	W-L RECORDS	RPI 51-100	RPI 101-150	RPI 150+				
10- 6	0- 0	0- 0	OVERALL	0- 0	0- 0	10- 6				
4- 1	0- 0	0- 0	HOME	0- 0	0- 0	4- 1				
6- 3	0- 0	0- 0	AWAY	0- 0	0- 0	6- 3				
0- 2	0- 0	0- 0	NEUTRAL	0- 0	0- 0	0- 2				
5- 5	0- 0	0- 0	NON-CONFERENCE	0- 0	0- 0	5- 5				
2- 1	0- 0	0- 0	HOME	0- 0	0- 0	2- 1				
3- 2	0- 0	0- 0	AWAY	0- 0	0- 0	3- 2				
0- 2	0- 0	0- 0	NEUTRAL	0- 0	0- 0	0- 2				
5- 1	0- 0	0- 0	CONFERENCE	0- 0	0- 0	5- 1				
2- 0	0- 0	0- 0	HOME	0- 0	0- 0	2- 0				
3- 1	0- 0	0- 0	AWAY	0- 0	0- 0	3- 1				
0- 0	0- 0	0- 0	NEUTRAL	0- 0	0- 0	0- 0				

RPI 1-25			RPI 26-50			RPI 51-100			RPI 101+ Team's RPI: 244		
RPI	S	Opponent	Score	RPI	S	Opponent	Score	RPI	S	Opponent	Score
								155	H	Missouri St.	65 61
								165	H	Ohio	52 60
								209	N	Florida A&M	58 64
								229	N	Mississippi Val.	58 68
								242	A	Belmont	75 59
								258	A	Miami (OH)	59 55
								261	A	UNC Asheville	63 71
								264	A	Morehead St.	79 58
								297	A	Marshall	64 55
								299	H	Murray St.	86 72
								311	A	SIU Edwardsville	59 54
								313	H	Jacksonville St.	68 61
								314	A	Longwood	60 47
								319	A	Kent St.	74 75
								322	A	Eastern Ill.	71 75
								344	H	Alabama A&M	89 69
LAST 12 Division I GAMES:											
242	A	Belmont	75 59	314	A	Longwood	60 47				
313	H	Jacksonville St.	68 61	155	H	Missouri St.	65 61				
264	A	Morehead St.	79 58	297	A	Marshall	64 55				
322	A	Eastern Ill.	71 75	229	N	Mississippi Val.	58 68				
311	A	SIU Edwardsville	59 54	209	N	Florida A&M	58 64				
299	H	Murray St.	86 72	165	H	Ohio	52 60				

Non-Div I Games: Davis &amp; Elkins 94 66

Eastern Ky.

■ Loss, 
 ■ Non-Conf, 
 ■ S Site, 
 ■ H Home 
 ■ A Away 
 N Neutral

Pepperdine

Through Games Of Jan. 26, 2014

Average RPI Win:	246	WON-LOST	WINNING	LAST 10	STRENGTH OF	OPP. STRENGTH	TEAM	ADJ.	CONF.	ADJ CONF.
Average RPI Loss:	110	RECORD	PCT. RANK	GAMES	SCHEDULE	OF SCHEDULE	RPI	RPI	RPI	RPI
DIV. I ONLY	5- 15	298	2- 8	130	126	245	245	8	8	
DIV. I NON-CONF.	4- 7	229	2- 1	218	189	222	222	8	8	
TOTALS	RPI 1-25	RPI 26-50	W-L RECORDS	RPI 51-100	RPI 101-150	RPI 150+				
5- 15	0- 1	0- 3	OVERALL	0- 3	0- 4	5- 4				
3- 6	0- 1	0- 0	HOME	0- 0	0- 2	3- 3				
2- 9	0- 0	0- 3	AWAY	0- 3	0- 2	2- 1				
0- 0	0- 0	0- 0	NEUTRAL	0- 0	0- 0	0- 0				
4- 7	0- 0	0- 1	NON-CONFERENCE	0- 2	0- 2	4- 2				
2- 2	0- 0	0- 0	HOME	0- 0	0- 1	2- 1				
2- 5	0- 0	0- 1	AWAY	0- 2	0- 1	2- 1				
0- 0	0- 0	0- 0	NEUTRAL	0- 0	0- 0	0- 0				
1- 8	0- 1	0- 2	CONFERENCE	0- 1	0- 2	1- 2				
1- 4	0- 1	0- 0	HOME	0- 0	0- 1	1- 2				
0- 4	0- 0	0- 2	AWAY	0- 1	0- 1	0- 0				
0- 0	0- 0	0- 0	NEUTRAL	0- 0	0- 0	0- 0				

RPI 1-25				RPI 26-50				RPI 51-100				RPI 101+ Team's RPI: 245			
RPI	S	Opponent	Score	RPI	S	Opponent	Score	RPI	S	Opponent	Score	RPI	S	Opponent	Score
14	H	Gonzaga	39 69	26	A	San Diego	43 71	51	A	UCLA	78 82	103	A	Pacific	64 75
				35	A	St. Mary's (CA)	48 71	57	A	BYU	50 65	104	H	Cal Poly	77 80
				47	A	South Dakota St.	55 88	72	A	Oregon	80 83	108	H	Portland	43 53
												149	A	Wyoming	64 84
												157	A	Long Beach St.	61 74
												177	H	UC Irvine	76 59
												191	H	San Francisco	61 77
												226	A	Seattle	84 73
												237	H	Loyola Marymount	64 76
												255	H	Santa Clara	100 93
												279	A	UC Riverside	81 68
												293	H	Northern Ariz.	74 51
												304	H	UC Santa Barbara	69 77
LAST 12 Division I GAMES:															
14	H	Gonzaga	39 69	255	H	Santa Clara	100 93								
108	H	Portland	43 53	57	A	BYU	50 65								
103	A	Pacific	64 75	26	A	San Diego	43 71								
35	A	St. Mary's (CA)	48 71	293	H	Northern Ariz.	74 51								
237	H	Loyola Marymount	64 76	104	H	Cal Poly	77 80								
191	H	San Francisco	61 77	279	A	UC Riverside	81 68								

Non-Div I Games:

Pepperdine

Loss, Non-Conf, S Site, H Home A Away N Neutral

Average RPI Win:	254	WON-LOST	WINNING	LAST 10	STRENGTH OF	OPP. STRENGTH	TEAM	ADJ.	CONF.	ADJ CONF.
Average RPI Loss:	140	RECORD	PCT. RANK	GAMES	SCHEDULE	OF SCHEDULE	RPI	RPI	RPI	RPI
DIV. I ONLY	7- 11	233	3- 7	166	179	246	246	20	20	
DIV. I NON-CONF.	5- 6	173	3- 2	259	100	249	249	23	23	
TOTALS	RPI 1-25	RPI 26-50	W-L RECORDS	RPI 51-100	RPI 101-150	RPI 150+				
7- 11	0- 2	0- 0	OVERALL	0- 2	1- 3	6- 4				
6- 5	0- 1	0- 0	HOME	0- 1	1- 2	5- 1				
0- 6	0- 1	0- 0	AWAY	0- 1	0- 1	0- 3				
1- 0	0- 0	0- 0	NEUTRAL	0- 0	0- 0	1- 0				
5- 6	0- 2	0- 0	NON-CONFERENCE	0- 2	0- 0	5- 2				
4- 3	0- 1	0- 0	HOME	0- 1	0- 0	4- 1				
0- 3	0- 1	0- 0	AWAY	0- 1	0- 0	0- 1				
1- 0	0- 0	0- 0	NEUTRAL	0- 0	0- 0	1- 0				
2- 5	0- 0	0- 0	CONFERENCE	0- 0	1- 3	1- 2				
2- 2	0- 0	0- 0	HOME	0- 0	1- 2	1- 0				
0- 3	0- 0	0- 0	AWAY	0- 0	0- 1	0- 2				
0- 0	0- 0	0- 0	NEUTRAL	0- 0	0- 0	0- 0				

RPI	S	Opponent	Score	RPI	S	Opponent	Score	RPI	S	Opponent	Score	RPI	S	Opponent	Score	Team's RPI: 246
2	A	Stanford	41 75					55	H	Colorado	53 85	121	A	Colorado St.	50 62	
23	H	Texas	52 67					96	A	Miami (FL)	50 67	121	H	Colorado St.	57 62	
												132	H	Fresno St.	73 75	
												149	H	Wyoming	75 65	
												211	A	Texas Tech	56 64	
												225	A	UNLV	56 78	
												236	A	Boise St.	60 74	
												237	H	Loyola Marymount	69 65	
												256	H	San Jose St.	80 68	
												263	H	Milwaukee	72 58	
												267	N	Western Caro.	56 37	
												301	H	New Mexico St.	65 55	
												308	H	Southeast Mo. St.	73 55	
												316	H	Binghamton	53 58	
LAST 12 Division I GAMES:																
121	H	Colorado St.	57 62	121	A	Colorado St.	50 62									
236	A	Boise St.	60 74	96	A	Miami (FL)	50 67									
132	H	Fresno St.	73 75	267	N	Western Caro.	56 37									
225	A	UNLV	56 78	2	A	Stanford	41 75									
256	H	San Jose St.	80 68	301	H	New Mexico St.	65 55									
149	H	Wyoming	75 65	308	H	Southeast Mo. St.	73 55									

Non-Div I Games:

New Mexico

  Loss, 
  Non-Conf, 
S Site, 
  Home 
  Away 
N Neutral

## Appalachian St.

Through Games Of Jan. 26, 2014

Average RPI Win:	283	WON-LOST	WINNING	LAST 10	STRENGTH OF	OPP. STRENGTH	TEAM	ADJ.	CONF.	ADJ CONF.
Average RPI Loss:	143	RECORD	PCT. RANK	GAMES	SCHEDULE	OF SCHEDULE	RPI	RPI	RPI	RPI
DIV. I ONLY	6- 11	248	6- 4	259	201	247	247	23	23	
DIV. I NON-CONF.	2- 7	288	2- 3	219	152	256	256	21	21	
TOTALS	RPI 1-25	RPI 26-50	W-L RECORDS	RPI 51-100	RPI 101-150	RPI 150+				
6- 11	0- 1	0- 1	OVERALL	0- 3	0- 1	6- 5				
2- 3	0- 0	0- 0	HOME	0- 1	0- 0	2- 2				
4- 6	0- 1	0- 1	AWAY	0- 1	0- 1	4- 2				
0- 2	0- 0	0- 0	NEUTRAL	0- 1	0- 0	0- 1				
2- 7	0- 1	0- 1	NON-CONFERENCE	0- 2	0- 0	2- 3				
0- 1	0- 0	0- 0	HOME	0- 0	0- 0	0- 1				
2- 4	0- 1	0- 1	AWAY	0- 1	0- 0	2- 1				
0- 2	0- 0	0- 0	NEUTRAL	0- 1	0- 0	0- 1				
4- 4	0- 0	0- 0	CONFERENCE	0- 1	0- 1	4- 2				
2- 2	0- 0	0- 0	HOME	0- 1	0- 0	2- 1				
2- 2	0- 0	0- 0	AWAY	0- 0	0- 1	2- 1				
0- 0	0- 0	0- 0	NEUTRAL	0- 0	0- 0	0- 0				

RPI 1-25				RPI 26-50				RPI 51-100				RPI 101+ Team's RPI: 247			
RPI	S	Opponent	Score	RPI	S	Opponent	Score	RPI	S	Opponent	Score	RPI	S	Opponent	Score
12	A	Vanderbilt	53 96	32	A	Ohio St.	38 52	56	H	Chattanooga	68 73	146	A	Furman	54 73
								90	A	N.C. A&T	43 62	159	H	Davidson	74 66
								100	N	Idaho	60 83	174	A	Elon	54 66
												177	N	UC Irvine	77 85
												250	A	Gardner-Webb	63 69
												267	H	Western Caro.	63 71
												271	H	East Tenn. St.	72 81
												276	A	UNC Wilmington	54 47
												283	A	UNC Greensboro	75 56
												306	H	Samford	61 47
												334	A	Wofford	63 43
												342	A	Radford	83 60
LAST 12 Division I GAMES:															
159	H	Davidson	74 66	146	A	Furman	54 73								
283	A	UNC Greensboro	75 56	276	A	UNC Wilmington	54 47								
174	A	Elon	54 66	32	A	Ohio St.	38 52								
56	H	Chattanooga	68 73	342	A	Radford	83 60								
306	H	Samford	61 47	100	N	Idaho	60 83								
334	A	Wofford	63 43	177	N	UC Irvine	77 85								

Non-Div I Games: Lees-McRae 86 57

Appalachian St.

■ Loss, 
 ■ Non-Conf, S Site, 
 ■ Home 
 ■ Away 
 N Neutral

Average RPI Win:	251	WON-LOST	WINNING	LAST 10	STRENGTH OF	OPP. STRENGTH	TEAM	ADJ.	CONF.	ADJ CONF.
Average RPI Loss:	207	RECORD	PCT. RANK	GAMES	SCHEDULE	OF SCHEDULE	RPI	RPI	RPI	RPI
DIV. I ONLY	9- 8	142	5- 5	331	258	248	248	27	27	
DIV. I NON-CONF.	6- 4	114	3- 2	318	244	178	178	27	27	
TOTALS	RPI 1-25	RPI 26-50	W-L RECORDS	RPI 51-100	RPI 101-150	RPI 150+				
9- 8	0- 0	0- 0	OVERALL	0- 1	2- 0	7- 7				
6- 2	0- 0	0- 0	HOME	0- 0	2- 0	4- 2				
3- 6	0- 0	0- 0	AWAY	0- 1	0- 0	3- 5				
0- 0	0- 0	0- 0	NEUTRAL	0- 0	0- 0	0- 0				
6- 4	0- 0	0- 0	NON-CONFERENCE	0- 1	1- 0	5- 3				
4- 0	0- 0	0- 0	HOME	0- 0	1- 0	3- 0				
2- 4	0- 0	0- 0	AWAY	0- 1	0- 0	2- 3				
0- 0	0- 0	0- 0	NEUTRAL	0- 0	0- 0	0- 0				
3- 4	0- 0	0- 0	CONFERENCE	0- 0	1- 0	2- 4				
2- 2	0- 0	0- 0	HOME	0- 0	1- 0	1- 2				
1- 2	0- 0	0- 0	AWAY	0- 0	0- 0	1- 2				
0- 0	0- 0	0- 0	NEUTRAL	0- 0	0- 0	0- 0				

RPI 1-25			RPI 26-50			RPI 51-100			RPI 101+			Team's RPI: 248
RPI	S	Opponent	Score	RPI	S	Opponent	Score	RPI	S	Opponent	Score	
						80	A South Fla.	47	81	112	H St. Francis Brooklyn	71 66
										140	H Hofstra	64 62
										152	A UCF	51 65
										158	A La Salle	60 71
										171	A Sacred Heart	59 77
										216	A Hartford	82 50
										235	H Saint Francis (PA)	97 106
										239	H New Hampshire	53 52
										265	H Siena	70 53
										266	A Rider	58 61
										268	H Robert Morris	59 61
										287	A Wagner	80 71
										323	A LIU Brooklyn	51 60
										327	A Vermont	82 68
										328	H Rhode Island	65 58
										343	H Fairleigh Dickinson	72 67
LAST 12 Division I GAMES:												
112	H	St. Francis Brooklyn	71 66	268	H	Robert Morris	59 61					
171	A	Sacred Heart	59 77	140	H	Hofstra	64 62					
343	H	Fairleigh Dickinson	72 67	266	A	Rider	58 61					
323	A	LIU Brooklyn	51 60	327	A	Vermont	82 68					
287	A	Wagner	80 71	265	H	Siena	70 53					
235	H	Saint Francis (PA)	97 106	158	A	La Salle	60 71					

Non-Div I Games:

Central Conn. St.

■ Loss, 
 ■ Non-Conf, 
 ■ S Site, 
 ■ H Home 
 ■ A Away 
 N Neutral



Average RPI Win:	285	WON-LOST	WINNING	LAST 10	STRENGTH OF	OPP. STRENGTH	TEAM	ADJ.	CONF.	ADJ CONF.
Average RPI Loss:	86	RECORD	PCT. RANK	GAMES	SCHEDULE	OF SCHEDULE	RPI	RPI	RPI	RPI
DIV. I ONLY	4- 15	313	2- 8	106	73	249	249	4	4	
DIV. I NON-CONF.	4- 7	229	3- 1	211	223	251	251	1	1	
TOTALS	RPI 1-25	RPI 26-50	W-L RECORDS	RPI 51-100	RPI 101-150	RPI 150+				
4- 15	0- 2	0- 1	OVERALL	0- 6	0- 4	4- 2				
3- 6	0- 2	0- 1	HOME	0- 1	0- 1	3- 1				
1- 8	0- 0	0- 0	AWAY	0- 4	0- 3	1- 1				
0- 1	0- 0	0- 0	NEUTRAL	0- 1	0- 0	0- 0				
4- 7	0- 0	0- 0	NON-CONFERENCE	0- 3	0- 3	4- 1				
3- 2	0- 0	0- 0	HOME	0- 0	0- 1	3- 1				
1- 4	0- 0	0- 0	AWAY	0- 2	0- 2	1- 0				
0- 1	0- 0	0- 0	NEUTRAL	0- 1	0- 0	0- 0				
0- 8	0- 2	0- 1	CONFERENCE	0- 3	0- 1	0- 1				
0- 4	0- 2	0- 1	HOME	0- 1	0- 0	0- 0				
0- 4	0- 0	0- 0	AWAY	0- 2	0- 1	0- 1				
0- 0	0- 0	0- 0	NEUTRAL	0- 0	0- 0	0- 0				

RPI 1-25				RPI 26-50				RPI 51-100				RPI 101+ Team's RPI: 249			
RPI	S	Opponent	Score	RPI	S	Opponent	Score	RPI	S	Opponent	Score	RPI	S	Opponent	Score
2	H	Stanford	52 96	31	H	Southern California	45 54	51	H	UCLA	61 67	103	A	Pacific	66 75
22	H	California	64 79					55	A	Colorado	47 68	127	H	Wake Forest	58 70
								57	A	BYU	56 64	128	A	Washington	52 55
								62	A	Iona	75 82	150	A	UAB	53 63
								67	N	Michigan	71 73	154	A	Utah	57 60
								70	A	Washington St.	59 61	211	H	Texas Tech	65 56
												213	H	Stephen F. Austin	56 60
												279	H	UC Riverside	75 59
												304	A	UC Santa Barbara	51 49
												347	H	Ark.-Pine Bluff	67 54
LAST 12 Division I GAMES:															
154	A	Utah	57 60	70	A	Washington St.	59 61	128	A	Washington	52 55				
55	A	Colorado	47 68	347	H	Ark.-Pine Bluff	67 54	279	H	UC Riverside	75 59				
22	H	California	64 79	211	H	Texas Tech	65 56								
2	H	Stanford	52 96	150	A	UAB	53 63								
31	H	Southern California	45 54												
51	H	UCLA	61 67												

Non-Div I Games:

Arizona

■ Loss, 
■ Non-Conf, 
■ S Site, 
■ H Home 
■ A Away 
N Neutral

Average RPI Win:	298	WON-LOST	WINNING	LAST 10	STRENGTH OF	OPP. STRENGTH	TEAM	ADJ.	CONF.	ADJ CONF.
Average RPI Loss:	138	RECORD	PCT. RANK	GAMES	SCHEDULE	OF SCHEDULE	RPI	RPI	RPI	RPI
DIV. I ONLY	10- 10	156	5- 5	309	286	250	250	31	31	
DIV. I NON-CONF.	6- 7	165	1- 4	278	209	234	234	31	31	
TOTALS	RPI 1-25	RPI 26-50	W-L RECORDS	RPI 51-100	RPI 101-150	RPI 150+				
10- 10	0- 1	0- 0	OVERALL	0- 0	0- 4	10- 5				
6- 4	0- 0	0- 0	HOME	0- 0	0- 1	6- 3				
4- 5	0- 1	0- 0	AWAY	0- 0	0- 2	4- 2				
0- 1	0- 0	0- 0	NEUTRAL	0- 0	0- 1	0- 0				
6- 7	0- 1	0- 0	NON-CONFERENCE	0- 0	0- 3	6- 3				
4- 2	0- 0	0- 0	HOME	0- 0	0- 1	4- 1				
2- 4	0- 1	0- 0	AWAY	0- 0	0- 1	2- 2				
0- 1	0- 0	0- 0	NEUTRAL	0- 0	0- 1	0- 0				
4- 3	0- 0	0- 0	CONFERENCE	0- 0	0- 1	4- 2				
2- 2	0- 0	0- 0	HOME	0- 0	0- 0	2- 2				
2- 1	0- 0	0- 0	AWAY	0- 0	0- 1	2- 0				
0- 0	0- 0	0- 0	NEUTRAL	0- 0	0- 0	0- 0				

RPI 1-25				RPI 26-50				RPI 51-100				RPI 101+ Team's RPI: 250			
RPI	S	Opponent	Score	RPI	S	Opponent	Score	RPI	S	Opponent	Score	RPI	S	Opponent	Score
15	A	Syracuse	42 97									101	A	Albany (NY)	56 84
												102	A	Green Bay	49 72
												102	H	Green Bay	49 66
												115	N	Fairfield	59 80
												169	H	Stony Brook	49 65
												171	A	Sacred Heart	75 76
												186	A	Northeastern	55 81
												204	H	Yale	85 86
												216	H	Hartford	56 66
												233	H	Towson	72 58
												243	H	Bryant	75 65
												278	H	Massachusetts	86 56
												290	H	North Dakota St.	64 59
												295	A	Brown	60 59
												316	A	Binghamton	64 51
												323	A	LIU Brooklyn	66 50
												325	A	UMass Lowell	75 66
												327	H	Vermont	92 62
												346	H	UMBC	68 39
LAST 12 Division I GAMES:															
169	H	Stony Brook	49 65	204	H	Yale	85 86								
325	A	UMass Lowell	75 66	102	A	Green Bay	49 72								
101	A	Albany (NY)	56 84	171	A	Sacred Heart	75 76								
327	H	Vermont	92 62	233	H	Towson	72 58								
316	A	Binghamton	64 51	186	A	Northeastern	55 81								
346	H	UMBC	68 39	216	H	Hartford	56 66								

Non-Div I Games:

Maine

■ Loss, 
 ■ Non-Conf, S Site, 
 ■ Home 
 ■ Away 
 N Neutral

Average RPI Win:	279	WON-LOST	WINNING	LAST 10	STRENGTH OF	OPP. STRENGTH	TEAM	ADJ.	CONF.	ADJ CONF.
Average RPI Loss:	209	RECORD	PCT. RANK	GAMES	SCHEDULE	OF SCHEDULE	RPI	RPI	RPI	RPI
DIV. I ONLY	11- 8	116	6- 4	339	315	250	250	28	28	
DIV. I NON-CONF.	4- 4	148	1- 2	342	298	305	305	29	29	
TOTALS	RPI 1-25	RPI 26-50	W-L RECORDS	RPI 51-100	RPI 101-150	RPI 150+				
11- 8	0- 0	0- 0	OVERALL	0- 0	1- 2	10- 6				
8- 1	0- 0	0- 0	HOME	0- 0	1- 0	7- 1				
3- 6	0- 0	0- 0	AWAY	0- 0	0- 2	3- 4				
0- 1	0- 0	0- 0	NEUTRAL	0- 0	0- 0	0- 1				
4- 4	0- 0	0- 0	NON-CONFERENCE	0- 0	0- 1	4- 3				
4- 0	0- 0	0- 0	HOME	0- 0	0- 0	4- 0				
0- 3	0- 0	0- 0	AWAY	0- 0	0- 1	0- 2				
0- 1	0- 0	0- 0	NEUTRAL	0- 0	0- 0	0- 1				
7- 4	0- 0	0- 0	CONFERENCE	0- 0	1- 1	6- 3				
4- 1	0- 0	0- 0	HOME	0- 0	1- 0	3- 1				
3- 3	0- 0	0- 0	AWAY	0- 0	0- 1	3- 2				
0- 0	0- 0	0- 0	NEUTRAL	0- 0	0- 0	0- 0				

RPI 1-25			RPI 26-50			RPI 51-100			RPI 101+ Team's RPI: 250		
RPI	S	Opponent	Score	RPI	S	Opponent	Score	RPI	S	Opponent	Score
								110	A	Wright St.	77 90
								122	H	Winthrop	69 56
								143	A	Liberty	40 72
								159	A	Davidson	74 78
								180	H	High Point	77 81
								217	H	Campbell	56 54
								222	A	N.C. Central	58 89
								227	A	Coastal Caro.	63 85
								247	H	Appalachian St.	69 63
								261	A	UNC Asheville	53 47
								280	A	Charleston So.	55 51
								283	H	UNC Greensboro	71 60
								314	A	Longwood	57 59
								318	N	Lipscomb	68 86
								321	H	Kennesaw St.	84 58
								332	A	Presbyterian	54 52
								332	H	Presbyterian	59 56
								334	H	Wofford	68 57
								342	H	Radford	71 57
LAST 12 Division I GAMES:											
332	H	Presbyterian	59 56	122	H	Winthrop	69 56				
280	A	Charleston So.	55 51	342	H	Radford	71 57				
180	H	High Point	77 81	261	A	UNC Asheville	53 47				
217	H	Campbell	56 54	318	N	Lipscomb	68 86				
314	A	Longwood	57 59	110	A	Wright St.	77 90				
143	A	Liberty	40 72	334	H	Wofford	68 57				

Non-Div I Games: Montreat 86 46

Gardner-Webb

■ Loss, 
 ■ Non-Conf, S Site, 
 ■ Home 
 ■ Away 
 N Neutral

Average RPI Win:	258	WON-LOST	WINNING	LAST 10	STRENGTH OF	OPP. STRENGTH	TEAM	ADJ.	CONF.	ADJ CONF.
Average RPI Loss:	98	RECORD	PCT. RANK	GAMES	SCHEDULE	OF SCHEDULE	RPI	RPI	RPI	RPI
DIV. I ONLY	4- 15	313	1- 9	107	58	252	252	6	6	
DIV. I NON-CONF.	4- 7	229	1- 3	255	117	260	260	6	6	
TOTALS	RPI 1-25	RPI 26-50	W-L RECORDS	RPI 51-100	RPI 101-150	RPI 150+				
4- 15	0- 3	0- 1	OVERALL	0- 5	0- 3	4- 3				
3- 8	0- 2	0- 0	HOME	0- 3	0- 2	3- 1				
1- 7	0- 1	0- 1	AWAY	0- 2	0- 1	1- 2				
0- 0	0- 0	0- 0	NEUTRAL	0- 0	0- 0	0- 0				
4- 7	0- 1	0- 0	NON-CONFERENCE	0- 3	0- 1	4- 2				
3- 3	0- 1	0- 0	HOME	0- 1	0- 1	3- 0				
1- 4	0- 0	0- 0	AWAY	0- 2	0- 0	1- 2				
0- 0	0- 0	0- 0	NEUTRAL	0- 0	0- 0	0- 0				
0- 8	0- 2	0- 1	CONFERENCE	0- 2	0- 2	0- 1				
0- 5	0- 1	0- 0	HOME	0- 2	0- 1	0- 1				
0- 3	0- 1	0- 1	AWAY	0- 0	0- 1	0- 0				
0- 0	0- 0	0- 0	NEUTRAL	0- 0	0- 0	0- 0				

RPI 1-25				RPI 26-50				RPI 51-100				RPI 101+ Team's RPI: 252			
RPI	S	Opponent	Score	RPI	S	Opponent	Score	RPI	S	Opponent	Score	RPI	S	Opponent	Score
3	A	UConn	40 90	48	A	Rutgers	47 68	68	A	Creighton	55 65	106	H	Cincinnati	50 59
7	H	Louisville	52 93					71	H	SMU	60 73	128	H	Washington	55 66
19	H	Texas A&M	51 63					80	H	South Fla.	54 77	131	A	Memphis	40 48
								88	H	Mississippi St.	68 76	152	H	UCF	59 67
								92	A	Alabama	44 51	162	A	Rice	67 54
												199	A	Northwestern St.	70 74
												240	H	North Texas	66 61
												277	A	Texas St.	63 70
												312	H	Prairie View	74 46
												319	H	Kent St.	54 44
LAST 12 Division I GAMES:															
71	H	SMU	60 73	80	H	South Fla.	54 77								
7	H	Louisville	52 93	152	H	UCF	59 67								
131	A	Memphis	40 48	162	A	Rice	67 54								
106	H	Cincinnati	50 59	277	A	Texas St.	63 70								
3	A	UConn	40 90	92	A	Alabama	44 51								
48	A	Rutgers	47 68	128	H	Washington	55 66								

Non-Div I Games:

Houston

■ Loss, 
 ■ Non-Conf, S Site, 
 ■ Home 
 ■ Away 
 N Neutral

## Niagara

Through Games Of Jan. 26, 2014

Average RPI Win: <b>293</b>	WON-LOST	WINNING	LAST 10	STRENGTH OF	OPP. STRENGTH	TEAM	ADJ.	CONF.	ADJ CONF.
Average RPI Loss: <b>127</b>	RECORD	PCT. RANK	GAMES	SCHEDULE	OF SCHEDULE	RPI	RPI	RPI	RPI
DIV. I ONLY	6- 13	263	4- 6	207	172	253	253	17	17
DIV. I NON-CONF.	2- 7	288	0- 2	165	246	292	292	16	16
TOTALS	RPI 1-25	RPI 26-50	W-L RECORDS	RPI 51-100	RPI 101-150	RPI 150+			
6- 13	0- 1	0- 3	OVERALL	0- 3	0- 2	6- 4			
4- 4	0- 0	0- 1	HOME	0- 1	0- 1	4- 1			
2- 9	0- 1	0- 2	AWAY	0- 2	0- 1	2- 3			
0- 0	0- 0	0- 0	NEUTRAL	0- 0	0- 0	0- 0			
2- 7	0- 1	0- 1	NON-CONFERENCE	0- 1	0- 1	2- 3			
2- 2	0- 0	0- 0	HOME	0- 0	0- 1	2- 1			
0- 5	0- 1	0- 1	AWAY	0- 1	0- 0	0- 2			
0- 0	0- 0	0- 0	NEUTRAL	0- 0	0- 0	0- 0			
4- 6	0- 0	0- 2	CONFERENCE	0- 2	0- 1	4- 1			
2- 2	0- 0	0- 1	HOME	0- 1	0- 0	2- 0			
2- 4	0- 0	0- 1	AWAY	0- 1	0- 1	2- 1			
0- 0	0- 0	0- 0	NEUTRAL	0- 0	0- 0	0- 0			

RPI 1-25				RPI 26-50				RPI 51-100				RPI 101+ Team's RPI: 253			
RPI	S	Opponent	Score	RPI	S	Opponent	Score	RPI	S	Opponent	Score	RPI	S	Opponent	Score
15	A	Syracuse	44 80	41	A	Bowling Green	58 90	62	H	Iona	84 94	115	A	Fairfield	77 81
				50	A	Marist	52 61	75	A	St. Bonaventure	57 73	125	H	Buffalo	70 78
				50	H	Marist	59 74	76	A	Quinnipiac	61 84	210	H	Lehigh	73 93
												215	A	Oakland	57 71
												265	A	Siena	76 72
												268	H	Robert Morris	81 70
												292	A	Manhattan	71 67
												300	A	Saint Peter's	55 67
												300	H	Saint Peter's	78 46
												316	H	Binghamton	69 53
												317	H	Monmouth	48 45
												319	A	Kent St.	46 69
LAST 12 Division I GAMES:															
50	A	Marist	52 61	62	H	Iona	84 94								
292	A	Manhattan	71 67	300	H	Saint Peter's	78 46								
317	H	Monmouth	48 45	115	A	Fairfield	77 81								
50	H	Marist	59 74	76	A	Quinnipiac	61 84								
300	A	Saint Peter's	55 67	125	H	Buffalo	70 78								
265	A	Siena	76 72	15	A	Syracuse	44 80								

Non-Div I Games:

Niagara

■ Loss, 
 ■ Non-Conf, S Site, 
 ■ Home 
 ■ Away 
 N Neutral

Average RPI Win:	264	WON-LOST	WINNING	LAST 10	STRENGTH OF	OPP. STRENGTH	TEAM	ADJ.	CONF.	ADJ CONF.
Average RPI Loss:	138	RECORD	PCT. RANK	GAMES	SCHEDULE	OF SCHEDULE	RPI	RPI	RPI	RPI
DIV. I ONLY	5- 14	293	3- 7	169	204	254	254	11	11	
DIV. I NON-CONF.	3- 8	268	1- 3	226	270	278	278	11	11	
TOTALS	RPI 1-25	RPI 26-50	W-L RECORDS	RPI 51-100	RPI 101-150	RPI 150+				
5- 14	0- 1	0- 0	OVERALL	0- 3	0- 5	5- 5				
2- 6	0- 0	0- 0	HOME	0- 1	0- 3	2- 2				
3- 8	0- 1	0- 0	AWAY	0- 2	0- 2	3- 3				
0- 0	0- 0	0- 0	NEUTRAL	0- 0	0- 0	0- 0				
3- 8	0- 1	0- 0	NON-CONFERENCE	0- 1	0- 2	3- 4				
2- 2	0- 0	0- 0	HOME	0- 0	0- 1	2- 1				
1- 6	0- 1	0- 0	AWAY	0- 1	0- 1	1- 3				
0- 0	0- 0	0- 0	NEUTRAL	0- 0	0- 0	0- 0				
2- 6	0- 0	0- 0	CONFERENCE	0- 2	0- 3	2- 1				
0- 4	0- 0	0- 0	HOME	0- 1	0- 2	0- 1				
2- 2	0- 0	0- 0	AWAY	0- 1	0- 1	2- 0				
0- 0	0- 0	0- 0	NEUTRAL	0- 0	0- 0	0- 0				

RPI 1-25				RPI 26-50				RPI 51-100				RPI 101+ Team's RPI: 254			
RPI	S	Opponent	Score	RPI	S	Opponent	Score	RPI	S	Opponent	Score	RPI	S	Opponent	Score
21	A	Maryland	53 89					53	A	Navy	44 67	109	A	George Washington	50 56
								77	A	East Carolina	47 68	118	H	Pittsburgh	54 60
								91	H	Army	62 66	129	H	Bucknell	60 67
												130	A	Lafayette	53 65
												135	H	American	34 52
												183	A	Mt. St. Mary's	59 65
												184	A	Colgate	61 54
												197	H	Boston U.	60 70
												210	A	Lehigh	70 64
												216	H	Hartford	53 59
												233	A	Towson	46 67
												234	A	Cornell	53 57
												282	H	Howard	72 62
												300	A	Saint Peter's	66 65
												346	H	UMBC	56 49
LAST 12 Division I GAMES:															
184	A	Colgate	61 54	91	H	Army	62 66								
129	H	Bucknell	60 67	53	A	Navy	44 67								
197	H	Boston U.	60 70	233	A	Towson	46 67								
130	A	Lafayette	53 65	346	H	UMBC	56 49								
210	A	Lehigh	70 64	109	A	George Washington	50 56								
135	H	American	34 52	183	A	Mt. St. Mary's	59 65								

Non-Div I Games:

Loyola Maryland

■ Loss, 
 ■ Non-Conf, 
 ■ S Site, 
 ■ H Home 
 ■ A Away 
 N Neutral

Santa Clara

Through Games Of Jan. 26, 2014

Average RPI Win:	211	WON-LOST	WINNING	LAST 10	STRENGTH OF	OPP. STRENGTH	TEAM	ADJ.	CONF.	ADJ CONF.
Average RPI Loss:	148	RECORD	PCT. RANK	GAMES	SCHEDULE	OF SCHEDULE	RPI	RPI	RPI	RPI
DIV. I ONLY	6- 13	263	4- 6	193	166	255	255	8	8	
DIV. I NON-CONF.	3- 7	259	2- 1	322	303	315	315	8	8	
TOTALS	RPI 1-25	RPI 26-50	W-L RECORDS	RPI 51-100	RPI 101-150	RPI 150+				
6- 13	0- 1	0- 2	OVERALL	0- 2	1- 3	5- 5				
3- 7	0- 1	0- 1	HOME	0- 0	1- 2	2- 3				
3- 5	0- 0	0- 1	AWAY	0- 1	0- 1	3- 2				
0- 1	0- 0	0- 0	NEUTRAL	0- 1	0- 0	0- 0				
3- 7	0- 0	0- 0	NON-CONFERENCE	0- 1	0- 2	3- 4				
1- 4	0- 0	0- 0	HOME	0- 0	0- 1	1- 3				
2- 2	0- 0	0- 0	AWAY	0- 0	0- 1	2- 1				
0- 1	0- 0	0- 0	NEUTRAL	0- 1	0- 0	0- 0				
3- 6	0- 1	0- 2	CONFERENCE	0- 1	1- 1	2- 1				
2- 3	0- 1	0- 1	HOME	0- 0	1- 1	1- 0				
1- 3	0- 0	0- 1	AWAY	0- 1	0- 0	1- 1				
0- 0	0- 0	0- 0	NEUTRAL	0- 0	0- 0	0- 0				

RPI S Opponent	Score	RPI S Opponent	Score	RPI S Opponent	Score	RPI S Opponent	Score	Team's RPI: 255
14 H Gonzaga	61 67	26 A San Diego	55 79	57 A BYU	44 61	103 H Pacific	68 88	
		35 H St. Mary's (CA)	70 80	98 N Hampton	48 70	108 H Portland	69 62	
						132 A Fresno St.	49 69	
						147 H UC Davis	70 75	
						188 A Cal St. Northridge	66 61	
						191 H San Francisco	81 72	
						203 H Georgia St.	87 68	
						225 A UNLV	70 77	
						237 A Loyola Marymount	69 65	
						245 A Pepperdine	93 100	
						256 H San Jose St.	93 97	
						279 H UC Riverside	80 90	
						304 H UC Santa Barbara	62 67	
						341 A Utah Valley	64 61	
LAST 12 Division I GAMES:								
57 A BYU	44 61	237 A Loyola Marymount	69 65					
26 A San Diego	55 79	245 A Pepperdine	93 100					
14 H Gonzaga	61 67	191 H San Francisco	81 72					
108 H Portland	69 62	203 H Georgia St.	87 68					
103 H Pacific	68 88	147 H UC Davis	70 75					
35 H St. Mary's (CA)	70 80	341 A Utah Valley	64 61					

Non-Div I Games: San Fran. St. 67 57

Santa Clara

Loss, Non-Conf, S Site, H Home A Away N Neutral

Average RPI Win:	250	WON-LOST	WINNING	LAST 10	STRENGTH OF	OPP. STRENGTH	TEAM	ADJ.	CONF.	ADJ CONF.
Average RPI Loss:	158	RECORD	PCT. RANK	GAMES	SCHEDULE	OF SCHEDULE	RPI	RPI	RPI	RPI
DIV. I ONLY	7- 11	233	4- 6	214	244	256	256	20	20	
DIV. I NON-CONF.	5- 5	148	2- 2	176	241	192	192	23	23	
TOTALS	RPI 1-25	RPI 26-50	W-L RECORDS	RPI 51-100	RPI 101-150	RPI 150+				
7- 11	0- 1	0- 1	OVERALL	0- 1	1- 2	6- 6				
6- 4	0- 0	0- 1	HOME	0- 0	1- 0	5- 3				
1- 7	0- 1	0- 0	AWAY	0- 1	0- 2	1- 3				
0- 0	0- 0	0- 0	NEUTRAL	0- 0	0- 0	0- 0				
5- 5	0- 1	0- 1	NON-CONFERENCE	0- 1	0- 1	5- 1				
4- 2	0- 0	0- 1	HOME	0- 0	0- 0	4- 1				
1- 3	0- 1	0- 0	AWAY	0- 1	0- 1	1- 0				
0- 0	0- 0	0- 0	NEUTRAL	0- 0	0- 0	0- 0				
2- 6	0- 0	0- 0	CONFERENCE	0- 0	1- 1	1- 5				
2- 2	0- 0	0- 0	HOME	0- 0	1- 0	1- 2				
0- 4	0- 0	0- 0	AWAY	0- 0	0- 1	0- 3				
0- 0	0- 0	0- 0	NEUTRAL	0- 0	0- 0	0- 0				

RPI 1-25				RPI 26-50				RPI 51-100				RPI 101+ Team's RPI: 256			
RPI	S	Opponent	Score	RPI	S	Opponent	Score	RPI	S	Opponent	Score	RPI	S	Opponent	Score
25	A	Baylor	73 113	26	H	San Diego	60 88	85	A	Sacramento St.	99 103	121	A	Colorado St.	60 101
												147	A	UC Davis	61 95
												149	H	Wyoming	74 68
												170	A	San Diego St.	65 88
												181	A	Nevada	74 101
												191	H	San Francisco	98 79
												203	H	Georgia St.	95 81
												223	H	Utah St.	65 78
												236	H	Boise St.	69 90
												246	A	New Mexico	68 80
												255	A	Santa Clara	97 93
												279	H	UC Riverside	74 105
												286	H	Evansville	90 84
												330	H	UMKC	81 76
												339	H	Air Force	79 70
LAST 12 Division I GAMES:															
236	H	Boise St.	69 90	223	H	Utah St.	65 78								
170	A	San Diego St.	65 88	181	A	Nevada	74 101								
149	H	Wyoming	74 68	330	H	UMKC	81 76								
339	H	Air Force	79 70	203	H	Georgia St.	95 81								
246	A	New Mexico	68 80	85	A	Sacramento St.	99 103								
121	A	Colorado St.	60 101	25	A	Baylor	73 113								

Non-Div I Games: San Fran. St. 100 78

San Jose St.



## Grambling

Through Games Of Jan. 26, 2014

Average RPI Win:	326	WON-LOST	WINNING	LAST 10	STRENGTH OF	OPP. STRENGTH	TEAM	ADJ.	CONF.	ADJ CONF.
Average RPI Loss:	138	RECORD	PCT. RANK	GAMES	SCHEDULE	OF SCHEDULE	RPI	RPI	RPI	RPI
DIV. I ONLY	5- 11	275	4- 5	270	209	257	257	32	32	
DIV. I NON-CONF.	1- 8	318	0- 4	147	31	241	241	32	32	
TOTALS	RPI 1-25	RPI 26-50	W-L RECORDS	RPI 51-100	RPI 101-150	RPI 150+				
5- 11	0- 2	0- 0	OVERALL	0- 3	0- 1	5- 5				
2- 2	0- 0	0- 0	HOME	0- 0	0- 0	2- 2				
3- 9	0- 2	0- 0	AWAY	0- 3	0- 1	3- 3				
0- 0	0- 0	0- 0	NEUTRAL	0- 0	0- 0	0- 0				
1- 8	0- 2	0- 0	NON-CONFERENCE	0- 3	0- 1	1- 2				
0- 0	0- 0	0- 0	HOME	0- 0	0- 0	0- 0				
1- 8	0- 2	0- 0	AWAY	0- 3	0- 1	1- 2				
0- 0	0- 0	0- 0	NEUTRAL	0- 0	0- 0	0- 0				
4- 3	0- 0	0- 0	CONFERENCE	0- 0	0- 0	4- 3				
2- 2	0- 0	0- 0	HOME	0- 0	0- 0	2- 2				
2- 1	0- 0	0- 0	AWAY	0- 0	0- 0	2- 1				
0- 0	0- 0	0- 0	NEUTRAL	0- 0	0- 0	0- 0				

RPI 1-25				RPI 26-50				RPI 51-100				RPI 101+ Team's RPI: 257			
RPI	S	Opponent	Score	RPI	S	Opponent	Score	RPI	S	Opponent	Score	RPI	S	Opponent	Score
20	A	Kentucky	46 109					71	A	SMU	65 87	116	A	Kansas St.	50 83
25	A	Baylor	55 110					86	A	TCU	64 95	175	A	Southern U.	92 100
								87	A	Southern Miss.	51 76	207	H	Texas Southern	63 77
												211	A	Texas Tech	68 86
												213	A	Stephen F. Austin	55 92
												296	A	Jackson St.	79 68
												312	H	Prairie View	61 72
												324	A	Alcorn	77 72
												326	H	Alabama St.	66 63
												340	A	New Orleans	76 52
												344	H	Alabama A&M	90 77
LAST 12 Division I GAMES:															
296	A	Jackson St.	79 68	326	H	Alabama St.	66 63	20	A	Kentucky	46 109				
312	H	Prairie View	61 72					87	A	Southern Miss.	51 76				
207	H	Texas Southern	63 77	213	A	Stephen F. Austin	55 92	116	A	Kansas St.	50 83				
324	A	Alcorn	77 72					211	A	Texas Tech	68 86				
175	A	Southern U.	92 100												
344	H	Alabama A&M	90 77												

Non-Div I Games: Texas Col. 92 60 Philander Smith 70 64

Grambling

■ Loss, 
 ■ Non-Conf, 
 ■ S Site, 
 ■ Home 
 ■ A Away 
 N Neutral

Average RPI Win: 233		WON-LOST	WINNING	LAST 10	STRENGTH OF	OPP. STRENGTH	TEAM	ADJ.	CONF.	ADJ CONF.
Average RPI Loss: 157		RECORD	PCT. RANK	GAMES	SCHEDULE	OF SCHEDULE	RPI	RPI	RPI	RPI
DIV. I ONLY		6- 12	255	3- 7	204	226	258	258	13	13
DIV. I NON-CONF.		4- 7	229	3- 2	114	261	190	190	13	13
TOTALS		RPI 1-25	RPI 26-50	W-L RECORDS	RPI 51-100	RPI 101-150	RPI 150+			
6- 12	0- 0		0- 1	OVERALL	0- 1	0- 2	6- 8			
4- 5	0- 0		0- 1	HOME	0- 1	0- 0	4- 3			
2- 7	0- 0		0- 0	AWAY	0- 0	0- 2	2- 5			
0- 0	0- 0		0- 0	NEUTRAL	0- 0	0- 0	0- 0			
4- 7	0- 0		0- 1	NON-CONFERENCE	0- 1	0- 2	4- 3			
2- 3	0- 0		0- 1	HOME	0- 1	0- 0	2- 1			
2- 4	0- 0		0- 0	AWAY	0- 0	0- 2	2- 2			
0- 0	0- 0		0- 0	NEUTRAL	0- 0	0- 0	0- 0			
2- 5	0- 0		0- 0	CONFERENCE	0- 0	0- 0	2- 5			
2- 2	0- 0		0- 0	HOME	0- 0	0- 0	2- 2			
0- 3	0- 0		0- 0	AWAY	0- 0	0- 0	0- 3			
0- 0	0- 0		0- 0	NEUTRAL	0- 0	0- 0	0- 0			

RPI 1-25				RPI 26-50				RPI 51-100				RPI 101+				Team's RPI:	258
RPI	S	Opponent	Score	RPI	S	Opponent	Score	RPI	S	Opponent	Score	RPI	S	Opponent	Score		
				28	H	Florida St.	62 71	66	H	Duquesne	58 78	110	A	Wright St.	63 90		
												111	A	Ill.-Chicago	66 76		
												153	H	Akron	79 76		
												157	A	Long Beach St.	61 76		
												165	A	Ohio	79 97		
												170	A	San Diego St.	64 75		
												182	H	Cleveland St.	91 80		
												193	A	Toledo	52 68		
												194	H	Northern Ill.	66 69		
												196	A	Youngstown St.	70 67		
												200	A	Northern Ky.	76 66		
												221	A	Western Mich.	75 86		
												221	H	Western Mich.	78 88		
												244	H	Eastern Ky.	55 59		
												319	H	Kent St.	72 62		
												345	H	Chicago St.	55 39		
LAST 12 Division I GAMES:																	
				319	H	Kent St.	72 62	221	H	Western Mich.	78 88						
				221	A	Western Mich.	75 86	182	H	Cleveland St.	91 80						
				194	H	Northern Ill.	66 69	170	A	San Diego St.	64 75						
				153	H	Akron	79 76	157	A	Long Beach St.	61 76						
				193	A	Toledo	52 68	200	A	Northern Ky.	76 66						
				165	A	Ohio	79 97	196	A	Youngstown St.	70 67						

Non-Div I Games:

Miami (OH)

Loss, Non-Conf, S Site, H Home A Away N Neutral

Average RPI Win:	228	WON-LOST	WINNING	LAST 10	STRENGTH OF	OPP. STRENGTH	TEAM	ADJ.	CONF.	ADJ CONF.
Average RPI Loss:	128	RECORD	PCT. RANK	GAMES	SCHEDULE	OF SCHEDULE	RPI	RPI	RPI	RPI
DIV. I ONLY	4- 12	298	3- 7	122	150	259	259	16	16	
DIV. I NON-CONF.	1- 7	317	0- 4	43	61	243	243	18	18	
TOTALS	RPI 1-25	RPI 26-50	W-L RECORDS	RPI 51-100	RPI 101-150	RPI 150+				
4- 12	0- 1	0- 3	OVERALL	1- 1	0- 1	3- 6				
3- 6	0- 0	0- 2	HOME	1- 0	0- 1	2- 3				
1- 6	0- 1	0- 1	AWAY	0- 1	0- 0	1- 3				
0- 0	0- 0	0- 0	NEUTRAL	0- 0	0- 0	0- 0				
1- 7	0- 1	0- 3	NON-CONFERENCE	0- 1	0- 1	1- 1				
1- 4	0- 0	0- 2	HOME	0- 0	0- 1	1- 1				
0- 3	0- 1	0- 1	AWAY	0- 1	0- 0	0- 0				
0- 0	0- 0	0- 0	NEUTRAL	0- 0	0- 0	0- 0				
3- 5	0- 0	0- 0	CONFERENCE	1- 0	0- 0	2- 5				
2- 2	0- 0	0- 0	HOME	1- 0	0- 0	1- 2				
1- 3	0- 0	0- 0	AWAY	0- 0	0- 0	1- 3				
0- 0	0- 0	0- 0	NEUTRAL	0- 0	0- 0	0- 0				

RPI 1-25				RPI 26-50				RPI 51-100				RPI 101+ Team's RPI: 259			
RPI	S	Opponent	Score	RPI	S	Opponent	Score	RPI	S	Opponent	Score	RPI	S	Opponent	Score
14	A	Gonzaga	47 96	35	H	St. Mary's (CA)	54 72	72	A	Oregon	78 113	108	H	Portland	49 76
				40	A	Georgia Tech	54 104	85	H	Sacramento St.	83 80	156	A	Montana St.	78 89
				43	H	Princeton	76 94					160	A	Montana	58 94
												166	A	Southern Utah	60 69
												206	A	Eastern Wash.	86 74
												220	H	Idaho St.	64 76
												226	H	Seattle	68 80
												293	H	Northern Ariz.	67 88
												309	H	Weber St.	66 60
												310	H	Columbia	75 67
LAST 12 Division I GAMES:															
166	A	Southern Utah	60 69	220	H	Idaho St.	64 76								
293	H	Northern Ariz.	67 88	206	A	Eastern Wash.	86 74								
85	H	Sacramento St.	83 80	108	H	Portland	49 76								
160	A	Montana	58 94	40	A	Georgia Tech	54 104								
156	A	Montana St.	78 89	72	A	Oregon	78 113								
309	H	Weber St.	66 60	14	A	Gonzaga	47 96								

Non-Div I Games: Corban 74 62

Portland St.

■ Loss, 
 ■ Non-Conf, 
 ■ S Site, 
 ■ H Home 
 ■ A Away 
 N Neutral

## Saint Louis

Through Games Of Jan. 26, 2014

Average RPI Win:	287	WON-LOST	WINNING	LAST 10	STRENGTH OF	OPP. STRENGTH	TEAM	ADJ.	CONF.	ADJ CONF.
Average RPI Loss:	144	RECORD	PCT. RANK	GAMES	SCHEDULE	OF SCHEDULE	RPI	RPI	RPI	RPI
DIV. I ONLY	6- 13	263	3- 7	163	274	260	260	9	9	
DIV. I NON-CONF.	5- 8	220	3- 3	241	333	282	282	9	9	
TOTALS	RPI 1-25	RPI 26-50	W-L RECORDS	RPI 51-100	RPI 101-150	RPI 150+				
6- 13	0- 0	0- 1	OVERALL	0- 3	0- 6	6- 3				
5- 3	0- 0	0- 0	HOME	0- 1	0- 2	5- 0				
1- 8	0- 0	0- 1	AWAY	0- 2	0- 3	1- 2				
0- 2	0- 0	0- 0	NEUTRAL	0- 0	0- 1	0- 1				
5- 8	0- 0	0- 1	NON-CONFERENCE	0- 0	0- 4	5- 3				
5- 1	0- 0	0- 0	HOME	0- 0	0- 1	5- 0				
0- 5	0- 0	0- 1	AWAY	0- 0	0- 2	0- 2				
0- 2	0- 0	0- 0	NEUTRAL	0- 0	0- 1	0- 1				
1- 5	0- 0	0- 0	CONFERENCE	0- 3	0- 2	1- 0				
0- 2	0- 0	0- 0	HOME	0- 1	0- 1	0- 0				
1- 3	0- 0	0- 0	AWAY	0- 2	0- 1	1- 0				
0- 0	0- 0	0- 0	NEUTRAL	0- 0	0- 0	0- 0				

RPI S	Opponent	Score	RPI S	Opponent	Score	RPI S	Opponent	Score	RPI S	Opponent	Score	Team's RPI: 260
34	A Indiana	69 85	60	A Fordham	52 74	109	A George Washington	61 84				
			66	H Duquesne	47 59	120	H Missouri	59 74				
			75	A St. Bonaventure	60 62	122	A Winthrop	61 70				
						138	N Holy Cross	49 51				
						141	H Richmond	58 67				
						144	A UNI	65 74				
						161	H Tulsa	65 54				
						270	A Western Ill.	85 87				
						286	H Evansville	50 49				
						291	N William & Mary	56 66				
						299	A Murray St.	64 83				
						308	H Southeast Mo. St.	52 34				
						315	H Valparaiso	78 56				
						322	H Eastern Ill.	71 52				
						328	A Rhode Island	58 50				
LAST 12 Division I GAMES:												
328	A Rhode Island	58 50	138	N Holy Cross	49 51							
141	H Richmond	58 67	291	N William & Mary	56 66							
75	A St. Bonaventure	60 62	286	H Evansville	50 49							
66	H Duquesne	47 59	308	H Southeast Mo. St.	52 34							
109	A George Washington	61 84	144	A UNI	65 74							
60	A Fordham	52 74	161	H Tulsa	65 54							

Non-Div I Games:

Saint Louis

■ Loss, 
 ■ Non-Conf, 
 ■ S Site, 
 ■ Home 
 ■ A Away 
 N Neutral

## UNC Asheville

Through Games Of Jan. 26, 2014

Average RPI Win:	260	WON-LOST	WINNING	LAST 10	STRENGTH OF	OPP. STRENGTH	TEAM	ADJ.	CONF.	ADJ CONF.
Average RPI Loss:	188	RECORD	PCT. RANK	GAMES	SCHEDULE	OF SCHEDULE	RPI	RPI	RPI	RPI
DIV. I ONLY	8- 11	213	5- 5	239	337	261	261	28	28	
DIV. I NON-CONF.	2- 6	278	0- 2	132	331	288	288	29	29	
TOTALS	RPI 1-25	RPI 26-50	W-L RECORDS	RPI 51-100	RPI 101-150	RPI 150+				
8- 11	0- 1	0- 0	OVERALL	0- 1	2- 1	6- 8				
5- 6	0- 0	0- 0	HOME	0- 1	2- 1	3- 4				
3- 5	0- 1	0- 0	AWAY	0- 0	0- 0	3- 4				
0- 0	0- 0	0- 0	NEUTRAL	0- 0	0- 0	0- 0				
2- 6	0- 1	0- 0	NON-CONFERENCE	0- 1	1- 0	1- 4				
2- 3	0- 0	0- 0	HOME	0- 1	1- 0	1- 2				
0- 3	0- 1	0- 0	AWAY	0- 0	0- 0	0- 2				
0- 0	0- 0	0- 0	NEUTRAL	0- 0	0- 0	0- 0				
6- 5	0- 0	0- 0	CONFERENCE	0- 0	1- 1	5- 4				
3- 3	0- 0	0- 0	HOME	0- 0	1- 1	2- 2				
3- 2	0- 0	0- 0	AWAY	0- 0	0- 0	3- 2				
0- 0	0- 0	0- 0	NEUTRAL	0- 0	0- 0	0- 0				

RPI 1-25				RPI 26-50				RPI 51-100				RPI 101+ Team's RPI: 261			
RPI	S	Opponent	Score	RPI	S	Opponent	Score	RPI	S	Opponent	Score	RPI	S	Opponent	Score
12	A	Vanderbilt	57 83					90	H	N.C. A&T	57 83	122	H	Winthrop	49 68
												143	H	Liberty	83 80
												146	H	Furman	68 65
												151	H	USC Upstate	66 67
												180	H	High Point	66 71
												217	A	Campbell	59 67
												222	H	N.C. Central	65 76
												227	A	Coastal Caro.	65 75
												244	H	Eastern Ky.	71 63
												250	H	Gardner-Webb	47 53
												267	A	Western Caro.	51 62
												280	A	Charleston So.	61 46
												280	H	Charleston So.	73 48
												314	A	Longwood	69 65
												332	H	Presbyterian	54 47
												334	A	Wofford	55 67
												342	A	Radford	68 61
LAST 12 Division I GAMES:															
280	H	Charleston So.	73 48	122	H	Winthrop	49 68								
227	A	Coastal Caro.	65 75	332	H	Presbyterian	54 47								
143	H	Liberty	83 80	250	H	Gardner-Webb	47 53								
180	H	High Point	66 71	12	A	Vanderbilt	57 83								
342	A	Radford	68 61	90	H	N.C. A&T	57 83								
314	A	Longwood	69 65	217	A	Campbell	59 67								

Non-Div I Games: Bluefield Col. 75 71

UNC Asheville

■ Loss, 
 ■ Non-Conf, S Site, 
 ■ Home 
 ■ Away 
 N Neutral

Average RPI Win: 255		WON-LOST	WINNING	LAST 10	STRENGTH OF	OPP. STRENGTH	TEAM	ADJ.	CONF.	ADJ CONF.
Average RPI Loss: 207		RECORD	PCT. RANK	GAMES	SCHEDULE	OF SCHEDULE	RPI	RPI	RPI	RPI
DIV. I ONLY		9- 9	156	3- 6	322	287	262	262	25	25
DIV. I NON-CONF.		6- 4	114	2- 1	306	305	207	207	24	24
TOTALS	RPI 1-25	RPI 26-50		W-L RECORDS		RPI 51-100	RPI 101-150	RPI 150+		
9- 9	0- 0	0- 0		OVERALL		0- 0	0- 2	9- 7		
4- 5	0- 0	0- 0		HOME		0- 0	0- 2	4- 3		
5- 4	0- 0	0- 0		AWAY		0- 0	0- 0	5- 4		
0- 0	0- 0	0- 0		NEUTRAL		0- 0	0- 0	0- 0		
6- 4	0- 0	0- 0		NON-CONFERENCE		0- 0	0- 2	6- 2		
2- 3	0- 0	0- 0		HOME		0- 0	0- 2	2- 1		
4- 1	0- 0	0- 0		AWAY		0- 0	0- 0	4- 1		
0- 0	0- 0	0- 0		NEUTRAL		0- 0	0- 0	0- 0		
3- 5	0- 0	0- 0		CONFERENCE		0- 0	0- 0	3- 5		
2- 2	0- 0	0- 0		HOME		0- 0	0- 0	2- 2		
1- 3	0- 0	0- 0		AWAY		0- 0	0- 0	1- 3		
0- 0	0- 0	0- 0		NEUTRAL		0- 0	0- 0	0- 0		

RPI 1-25				RPI 26-50				RPI 51-100				RPI 101+ Team's RPI: 262			
RPI	S	Opponent	Score	RPI	S	Opponent	Score	RPI	S	Opponent	Score	RPI	S	Opponent	Score
												115	H	Fairfield	55 58
												145	H	UTSA	50 55
												166	H	Southern Utah	67 74
												199	H	Northwestern St.	59 65
												202	H	Tex.-Pan American	68 54
												207	A	Texas Southern	71 69
												213	H	Stephen F. Austin	51 58
												214	A	Oral Roberts	58 53
												224	A	Nicholls St.	60 67
												228	A	McNeese St.	51 79
												231	A	Central Ark.	62 66
												232	H	Southeastern La.	83 54
												242	A	Belmont	72 62
												270	H	Western Ill.	66 60
												277	A	Texas St.	68 60
												307	A	Tennessee St.	76 74
												338	A	Texas-Arlington	64 75
												340	H	New Orleans	97 44
LAST 12 Division I GAMES:															
				340	H	New Orleans	97 44	214	A	Oral Roberts	58 53				
				232	H	Southeastern La.	83 54	231	A	Central Ark.	62 66				
				224	A	Nicholls St.	60 67	338	A	Texas-Arlington	64 75				
				228	A	McNeese St.	51 79	207	A	Texas Southern	71 69				
				213	H	Stephen F. Austin	51 58	202	H	Tex.-Pan American	68 54				
				199	H	Northwestern St.	59 65	145	H	UTSA	50 55				

Non-Div I Games:	Huston-Tillotson	84	64
------------------	------------------	----	----

A&amp;M-Corpus Christi

Loss, Non-Conf, S Site, H Home A Away N Neutral

Average RPI Win:	263	WON-LOST	WINNING	LAST 10	STRENGTH OF	OPP. STRENGTH	TEAM	ADJ.	CONF.	ADJ CONF.
Average RPI Loss:	148	RECORD	PCT. RANK	GAMES	SCHEDULE	OF SCHEDULE	RPI	RPI	RPI	RPI
DIV. I ONLY	6- 12	255	4- 6	242	183	263	263	19	19	
DIV. I NON-CONF.	4- 9	255	2- 5	228	217	263	263	19	19	
TOTALS	RPI 1-25	RPI 26-50	W-L RECORDS	RPI 51-100	RPI 101-150	RPI 150+				
6- 12	0- 0	0- 2	OVERALL	0- 3	1- 1	5- 6				
3- 5	0- 0	0- 0	HOME	0- 3	0- 1	3- 1				
3- 6	0- 0	0- 2	AWAY	0- 0	1- 0	2- 4				
0- 1	0- 0	0- 0	NEUTRAL	0- 0	0- 0	0- 1				
4- 9	0- 0	0- 2	NON-CONFERENCE	0- 3	0- 0	4- 4				
2- 4	0- 0	0- 0	HOME	0- 3	0- 0	2- 1				
2- 4	0- 0	0- 2	AWAY	0- 0	0- 0	2- 2				
0- 1	0- 0	0- 0	NEUTRAL	0- 0	0- 0	0- 1				
2- 3	0- 0	0- 0	CONFERENCE	0- 0	1- 1	1- 2				
1- 1	0- 0	0- 0	HOME	0- 0	0- 1	1- 0				
1- 2	0- 0	0- 0	AWAY	0- 0	1- 0	0- 2				
0- 0	0- 0	0- 0	NEUTRAL	0- 0	0- 0	0- 0				

RPI S	Opponent	Score	RPI S	Opponent	Score	RPI S	Opponent	Score	RPI S	Opponent	Score	Team's RPI: 263
			34 A	Indiana	68 87	83 H	Wisconsin	60 85	102 A	Green Bay	75 64	
			41 A	Bowling Green	64 87	95 H	North Dakota	66 78	110 H	Wright St.	64 69	
						97 H	Marquette	52 71	182 A	Cleveland St.	63 73	
									189 N	Lamar	63 75	
									196 A	Youngstown St.	71 87	
									212 H	Illinois St.	73 58	
									238 A	Drake	57 79	
									246 A	New Mexico	58 72	
									270 H	Western Ill.	86 99	
									290 H	North Dakota St.	76 64	
									301 A	New Mexico St.	84 81	
									336 A	Neb. Omaha	68 48	
									337 H	Detroit	81 69	
LAST 12 Division I GAMES:												
337 H	Detroit	81 69	238 A	Drake	57 79							
110 H	Wright St.	64 69	212 H	Illinois St.	73 58							
196 A	Youngstown St.	71 87	97 H	Marquette	52 71							
182 A	Cleveland St.	63 73	34 A	Indiana	68 87							
102 A	Green Bay	75 64	41 A	Bowling Green	64 87							
336 A	Neb. Omaha	68 48	95 H	North Dakota	66 78							

Non-Div I Games:

Milwaukee

  Loss, 
  Non-Conf, 
  S Site, 
  H Home 
  A Away 
N Neutral

Average RPI Win:	308	WON-LOST	WINNING	LAST 10	STRENGTH OF	OPP. STRENGTH	TEAM	ADJ.	CONF.	ADJ CONF.
Average RPI Loss:	166	RECORD	PCT. RANK	GAMES	SCHEDULE	OF SCHEDULE	RPI	RPI	RPI	RPI
DIV. I ONLY	8- 11	213	4- 5	300	299	264	264	30	30	
DIV. I NON-CONF.	5- 7	198	1- 3	296	239	242	242	30	30	
TOTALS	RPI 1-25	RPI 26-50	W-L RECORDS	RPI 51-100	RPI 101-150	RPI 150+				
8- 11	0- 0	0- 1	OVERALL	0- 2	0- 2	8- 6				
2- 7	0- 0	0- 1	HOME	0- 2	0- 0	2- 4				
6- 4	0- 0	0- 0	AWAY	0- 0	0- 2	6- 2				
0- 0	0- 0	0- 0	NEUTRAL	0- 0	0- 0	0- 0				
5- 7	0- 0	0- 1	NON-CONFERENCE	0- 1	0- 2	5- 3				
1- 4	0- 0	0- 1	HOME	0- 1	0- 0	1- 2				
4- 3	0- 0	0- 0	AWAY	0- 0	0- 2	4- 1				
0- 0	0- 0	0- 0	NEUTRAL	0- 0	0- 0	0- 0				
3- 4	0- 0	0- 0	CONFERENCE	0- 1	0- 0	3- 3				
1- 3	0- 0	0- 0	HOME	0- 1	0- 0	1- 2				
2- 1	0- 0	0- 0	AWAY	0- 0	0- 0	2- 1				
0- 0	0- 0	0- 0	NEUTRAL	0- 0	0- 0	0- 0				

RPI 1-25			RPI 26-50			RPI 51-100			RPI 101+ Team's RPI: 264		
RPI	S	Opponent	Score	RPI	S	Opponent	Score	RPI	S	Opponent	Score
				34	H	Indiana	54 77	66	H	Duquesne	35 83
								93	H	UT Martin	52 74
								106	A	Cincinnati	44 75
								119	A	Western Ky.	52 65
								165	H	Ohio	56 64
								182	A	Cleveland St.	67 76
								230	H	Austin Peay	75 83
								244	H	Eastern Ky.	58 79
								271	A	East Tenn. St.	77 69
								281	H	George Mason	67 74
								297	A	Marshall	53 51
								303	H	Norfolk St.	73 67
								307	A	Tennessee St.	70 87
								308	H	Southeast Mo. St.	62 59
								311	A	SIU Edwardsville	57 53
								318	A	Lipscomb	82 77
								322	A	Eastern Ill.	75 64
								335	A	Southern Ill.	59 50
LAST 12 Division I GAMES:											
307	A	Tennessee St.	70 87	322	A	Eastern Ill.	75 64				
308	H	Southeast Mo. St.	62 59	335	A	Southern Ill.	59 50				
93	H	UT Martin	52 74	34	H	Indiana	54 77				
230	H	Austin Peay	75 83	106	A	Cincinnati	44 75				
244	H	Eastern Ky.	58 79	119	A	Western Ky.	52 65				
311	A	SIU Edwardsville	57 53	182	A	Cleveland St.	67 76				

Non-Div I Games: Berea 103 55

Morehead St.

■ Loss, 
 ■ Non-Conf, 
 ■ S Site, 
 ■ H Home 
 ■ A Away 
 N Neutral



Average RPI Win:	263	WON-LOST	WINNING	LAST 10	STRENGTH OF	OPP. STRENGTH	TEAM	ADJ.	CONF.	ADJ CONF.
Average RPI Loss:	163	RECORD	PCT. RANK	GAMES	SCHEDULE	OF SCHEDULE	RPI	RPI	RPI	RPI
DIV. I ONLY	6- 13	263	1- 9	206	266	265	265	17	17	
DIV. I NON-CONF.	5- 4	131	1- 1	187	309	179	179	16	16	
TOTALS	RPI 1-25	RPI 26-50	W-L RECORDS	RPI 51-100	RPI 101-150	RPI 150+				
6- 13	0- 1	0- 1	OVERALL	0- 2	1- 3	5- 6				
3- 5	0- 0	0- 0	HOME	0- 0	1- 1	2- 4				
2- 7	0- 1	0- 1	AWAY	0- 2	0- 1	2- 2				
1- 1	0- 0	0- 0	NEUTRAL	0- 0	0- 1	1- 0				
5- 4	0- 1	0- 0	NON-CONFERENCE	0- 0	1- 2	4- 1				
3- 1	0- 0	0- 0	HOME	0- 0	1- 1	2- 0				
1- 2	0- 1	0- 0	AWAY	0- 0	0- 0	1- 1				
1- 1	0- 0	0- 0	NEUTRAL	0- 0	0- 1	1- 0				
1- 9	0- 0	0- 1	CONFERENCE	0- 2	0- 1	1- 5				
0- 4	0- 0	0- 0	HOME	0- 0	0- 0	0- 4				
1- 5	0- 0	0- 1	AWAY	0- 2	0- 1	1- 1				
0- 0	0- 0	0- 0	NEUTRAL	0- 0	0- 0	0- 0				

RPI 1-25				RPI 26-50				RPI 51-100				RPI 101+ Team's RPI: 265			
RPI	S	Opponent	Score	RPI	S	Opponent	Score	RPI	S	Opponent	Score	RPI	S	Opponent	Score
21	A	Maryland	49 105	50	A	Marist	60 78	62	A	Iona	80 86	101	H	Albany (NY)	42 69
								76	A	Quinnipiac	49 70	102	N	Green Bay	52 63
												115	A	Fairfield	65 66
												125	H	Buffalo	64 60
												171	H	Sacred Heart	58 53
												241	H	Canisius	66 75
												248	A	Central Conn. St.	53 70
												253	H	Niagara	72 76
												266	A	Rider	70 73
												266	H	Rider	63 77
												292	A	Manhattan	82 58
												316	H	Binghamton	49 41
												317	H	Monmouth	49 64
												329	N	North Florida	61 60
												343	A	Fairleigh Dickinson	82 58
LAST 12 Division I GAMES:															
241	H	Canisius	66 75	50	A	Marist	60 78	292	A	Manhattan	82 58				
266	A	Rider	70 73					266	H	Rider	63 77				
76	A	Quinnipiac	49 70					62	A	Iona	80 86				
115	A	Fairfield	65 66					316	H	Binghamton	49 41				
317	H	Monmouth	49 64					21	A	Maryland	49 105				
253	H	Niagara	72 76												

Non-Div I Games:

Siena

■ Loss, 
■ Non-Conf, 
■ S Site, 
■ H Home 
■ A Away 
N Neutral

Average RPI Win:	298	WON-LOST	WINNING	LAST 10	STRENGTH OF	OPP. STRENGTH	TEAM	ADJ.	CONF.	ADJ CONF.
Average RPI Loss:	127	RECORD	PCT. RANK	GAMES	SCHEDULE	OF SCHEDULE	RPI	RPI	RPI	RPI
DIV. I ONLY	9- 10	175	5- 5	308	217	266	266	17	17	
DIV. I NON-CONF.	4- 5	187	2- 0	202	310	240	240	16	16	
TOTALS	RPI 1-25	RPI 26-50	W-L RECORDS	RPI 51-100	RPI 101-150	RPI 150+				
9- 10	0- 0	0- 1	OVERALL	0- 3	0- 4	9- 2				
5- 6	0- 0	0- 1	HOME	0- 1	0- 2	5- 2				
3- 4	0- 0	0- 0	AWAY	0- 2	0- 2	3- 0				
1- 0	0- 0	0- 0	NEUTRAL	0- 0	0- 0	1- 0				
4- 5	0- 0	0- 1	NON-CONFERENCE	0- 1	0- 3	4- 0				
3- 2	0- 0	0- 1	HOME	0- 0	0- 1	3- 0				
0- 3	0- 0	0- 0	AWAY	0- 1	0- 2	0- 0				
1- 0	0- 0	0- 0	NEUTRAL	0- 0	0- 0	1- 0				
5- 5	0- 0	0- 0	CONFERENCE	0- 2	0- 1	5- 2				
2- 4	0- 0	0- 0	HOME	0- 1	0- 1	2- 2				
3- 1	0- 0	0- 0	AWAY	0- 1	0- 0	3- 0				
0- 0	0- 0	0- 0	NEUTRAL	0- 0	0- 0	0- 0				

RPI S	Opponent	Score	RPI S	Opponent	Score	RPI S	Opponent	Score	RPI S	Opponent	Score	Team's RPI: 266
43	H Princeton	62 75	53	A Navy	64 75	107	A Seton Hall	75 86				
			76	A Quinnipiac	59 71	115	H Fairfield	61 67				
			76	H Quinnipiac	44 54	130	A Lafayette	62 67				
						136	H Delaware	54 65				
						241	H Canisius	72 76				
						248	H Central Conn. St.	61 58				
						265	A Siena	77 63				
						265	H Siena	73 70				
						292	H Manhattan	47 50				
						300	A Saint Peter's	56 55				
						300	H Saint Peter's	68 40				
						316	H Binghamton	66 63				
						317	A Monmouth	64 53				
						323	H LIU Brooklyn	62 48				
						346	N UMBC	60 48				
LAST 12 Division I GAMES:												
265	H Siena	73 70	317	A Monmouth	64 53							
76	H Quinnipiac	44 54	76	A Quinnipiac	59 71							
300	A Saint Peter's	56 55	265	A Siena	77 63							
292	H Manhattan	47 50	115	H Fairfield	61 67							
241	H Canisius	72 76	248	H Central Conn. St.	61 58							
300	H Saint Peter's	68 40	316	H Binghamton	66 63							

Non-Div I Games:

Rider

■ Loss, 
 ■ Non-Conf, 
 ■ S Site, 
 ■ H Home 
 ■ A Away 
 N Neutral

Average RPI Win:	276	WON-LOST	WINNING	LAST 10	STRENGTH OF	OPP. STRENGTH	TEAM	ADJ.	CONF.	ADJ CONF.
Average RPI Loss:	196	RECORD	PCT. RANK	GAMES	SCHEDULE	OF SCHEDULE	RPI	RPI	RPI	RPI
DIV. I ONLY	9- 10	175	3- 7	335	245	267	267	23	23	
DIV. I NON-CONF.	6- 5	136	3- 2	330	248	229	229	21	21	
TOTALS	RPI 1-25	RPI 26-50	W-L RECORDS	RPI 51-100	RPI 101-150	RPI 150+				
9- 10	0- 0	0- 1	OVERALL	0- 1	0- 1	9- 7				
5- 2	0- 0	0- 0	HOME	0- 1	0- 0	5- 1				
3- 7	0- 0	0- 1	AWAY	0- 0	0- 1	3- 5				
1- 1	0- 0	0- 0	NEUTRAL	0- 0	0- 0	1- 1				
6- 5	0- 0	0- 1	NON-CONFERENCE	0- 0	0- 0	6- 4				
4- 0	0- 0	0- 0	HOME	0- 0	0- 0	4- 0				
1- 4	0- 0	0- 1	AWAY	0- 0	0- 0	1- 3				
1- 1	0- 0	0- 0	NEUTRAL	0- 0	0- 0	1- 1				
3- 5	0- 0	0- 0	CONFERENCE	0- 1	0- 1	3- 3				
1- 2	0- 0	0- 0	HOME	0- 1	0- 0	1- 1				
2- 3	0- 0	0- 0	AWAY	0- 0	0- 1	2- 2				
0- 0	0- 0	0- 0	NEUTRAL	0- 0	0- 0	0- 0				

RPI S	Opponent	Score	RPI S	Opponent	Score	RPI S	Opponent	Score	RPI S	Opponent	Score	Team's RPI: 267
40	A Georgia Tech	47 87	56	H Chattanooga	57 77	146	A Furman	69 76	174	A Elon	52 67	
						203	H Georgia St.	74 61	217	A Campbell	60 73	
						219	A Mercer	64 67	222	A N.C. Central	69 73	
						246	N New Mexico	37 56	247	A Appalachian St.	71 63	
						261	H UNC Asheville	62 51	271	H East Tenn. St.	58 56	
						280	H Charleston So.	56 47	283	A UNC Greensboro	60 49	
						297	N Morgan St.	82 56	305	H Ga. Southern	56 63	
						306	H Samford	54 50	332	A Presbyterian	42 38	
						334	A Wofford	58 61				
LAST 12 Division I GAMES:												
305	H Ga. Southern	56 63	334	A Wofford	58 61							
174	A Elon	52 67	297	N Morgan St.	82 56							
283	A UNC Greensboro	60 49	246	N New Mexico	37 56							
306	H Samford	54 50	222	A N.C. Central	69 73							
56	H Chattanooga	57 77	280	H Charleston So.	56 47							
146	A Furman	69 76	332	A Presbyterian	42 38							

Non-Div I Games:

Western Caro.

■ Loss, 
 ■ Non-Conf, 
 ■ S Site, 
 ■ H Home 
 ■ A Away 
 N Neutral

Average RPI Win:	274	WON-LOST	WINNING	LAST 10	STRENGTH OF	OPP. STRENGTH	TEAM	ADJ.	CONF.	ADJ CONF.
Average RPI Loss:	159	RECORD	PCT. RANK	GAMES	SCHEDULE	OF SCHEDULE	RPI	RPI	RPI	RPI
DIV. I ONLY	10- 8	129	7- 3	329	247	268	268	27	27	
DIV. I NON-CONF.	4- 7	229	1- 4	308	193	313	313	27	27	
TOTALS	RPI 1-25	RPI 26-50	W-L RECORDS	RPI 51-100	RPI 101-150	RPI 150+				
10- 8	0- 0	0- 0	OVERALL	0- 1	0- 3	10- 4				
8- 4	0- 0	0- 0	HOME	0- 0	0- 2	8- 2				
2- 4	0- 0	0- 0	AWAY	0- 1	0- 1	2- 2				
0- 0	0- 0	0- 0	NEUTRAL	0- 0	0- 0	0- 0				
4- 7	0- 0	0- 0	NON-CONFERENCE	0- 1	0- 3	4- 3				
4- 4	0- 0	0- 0	HOME	0- 0	0- 2	4- 2				
0- 3	0- 0	0- 0	AWAY	0- 1	0- 1	0- 1				
0- 0	0- 0	0- 0	NEUTRAL	0- 0	0- 0	0- 0				
6- 1	0- 0	0- 0	CONFERENCE	0- 0	0- 0	6- 1				
4- 0	0- 0	0- 0	HOME	0- 0	0- 0	4- 0				
2- 1	0- 0	0- 0	AWAY	0- 0	0- 0	2- 1				
0- 0	0- 0	0- 0	NEUTRAL	0- 0	0- 0	0- 0				

RPI 1-25			RPI 26-50			RPI 51-100			RPI 101+ Team's RPI: 268		
RPI	S	Opponent	Score	RPI	S	Opponent	Score	RPI	S	Opponent	Score
						66 A Duquesne	63 79	122 H Winthrop		53 62	
								133 A Virginia Tech		64 70	
								140 H Hofstra		63 65	
								171 A Sacred Heart		57 71	
								179 H Coppin St.		85 60	
								184 H Colgate		61 68	
								200 H Northern Ky.		62 71	
								234 H Cornell		76 63	
								235 H Saint Francis (PA)		83 69	
								243 H Bryant		84 73	
								248 A Central Conn. St.		61 59	
								253 A Niagara		70 81	
								287 H Wagner		74 63	
								297 H Marshall		67 48	
								323 A LIU Brooklyn		66 52	
								343 H Fairleigh Dickinson		66 51	
								346 H UMBC		51 39	
LAST 12 Division I GAMES:											
323	A	LIU Brooklyn	66 52	248	A	Central Conn. St.	61 59				
287	H	Wagner	74 63	133	A	Virginia Tech	64 70				
235	H	Saint Francis (PA)	83 69	234	H	Cornell	76 63				
343	H	Fairleigh Dickinson	66 51	66	A	Duquesne	63 79				
243	H	Bryant	84 73	184	H	Colgate	61 68				
171	A	Sacred Heart	57 71	253	A	Niagara	70 81				

Non-Div I Games:

Robert Morris

■ Loss, 
 ■ Non-Conf, 
 ■ S Site, 
 ■ H Home 
 ■ A Away 
 N Neutral

## Tennessee Tech

Through Games Of Jan. 26, 2014

Average RPI Win:	315	WON-LOST	WINNING	LAST 10	STRENGTH OF	OPP. STRENGTH	TEAM	ADJ.	CONF.	ADJ CONF.
Average RPI Loss:	144	RECORD	PCT. RANK	GAMES	SCHEDULE	OF SCHEDULE	RPI	RPI	RPI	RPI
DIV. I ONLY	6- 13	263	4- 6	235	229	269	269	30	30	
DIV. I NON-CONF.	2- 10	306	0- 5	168	160	277	277	30	30	
TOTALS	RPI 1-25	RPI 26-50	W-L RECORDS	RPI 51-100	RPI 101-150	RPI 150+				
6- 13	0- 0	0- 1	OVERALL	0- 4	0- 3	6- 5				
4- 2	0- 0	0- 0	HOME	0- 0	0- 1	4- 1				
2- 9	0- 0	0- 1	AWAY	0- 3	0- 1	2- 4				
0- 2	0- 0	0- 0	NEUTRAL	0- 1	0- 1	0- 0				
2- 10	0- 0	0- 1	NON-CONFERENCE	0- 3	0- 3	2- 3				
1- 2	0- 0	0- 0	HOME	0- 0	0- 1	1- 1				
1- 6	0- 0	0- 1	AWAY	0- 2	0- 1	1- 2				
0- 2	0- 0	0- 0	NEUTRAL	0- 1	0- 1	0- 0				
4- 3	0- 0	0- 0	CONFERENCE	0- 1	0- 0	4- 2				
3- 0	0- 0	0- 0	HOME	0- 0	0- 0	3- 0				
1- 3	0- 0	0- 0	AWAY	0- 1	0- 0	1- 2				
0- 0	0- 0	0- 0	NEUTRAL	0- 0	0- 0	0- 0				

RPI 1-25				RPI 26-50				RPI 51-100				RPI 101+				Team's RPI: 269			
RPI	S	Opponent	Score	RPI	S	Opponent	Score	RPI	S	Opponent	Score	RPI	S	Opponent	Score				
				30	A	Middle Tenn.	53 84	58	A	Arkansas	53 79	123	A	Arkansas St.	75 90				
								88	A	Mississippi St.	45 90	131	H	Memphis	76 78				
								93	A	UT Martin	78 102	142	N	Ball St.	64 76				
								97	N	Marquette	64 84	153	A	Akron	71 118				
												195	H	FIU	65 70				
												230	A	Austin Peay	70 79				
												242	A	Belmont	53 62				
												288	A	South Ala.	58 66				
												307	A	Tennessee St.	77 68				
												311	H	SIU Edwardsville	72 66				
												313	H	Jacksonville St.	72 67				
												315	H	Valparaiso	84 78				
												322	H	Eastern Ill.	64 54				
												324	A	Alcorn	66 38				
LAST 12 Division I GAMES:																			
230	A	Austin Peay	70 79	30	A	Middle Tenn.	53 84	313	H	Jacksonville St.	72 67	58	A	Arkansas	53 79	123	A	Arkansas St.	75 90
93	A	UT Martin	78 102	58	A	Arkansas	53 79	195	H	FIU	65 70	131	H	Memphis	76 78	242	A	Belmont	53 62
307	A	Tennessee St.	77 68	123	A	Arkansas St.	75 90	311	H	SIU Edwardsville	72 66	288	A	South Ala.	58 66	307	A	Tennessee St.	77 68
322	H	Eastern Ill.	64 54	315	H	Valparaiso	84 78	322	H	Eastern Ill.	64 54	324	A	Alcorn	66 38	313	H	Jacksonville St.	72 67
311	H	SIU Edwardsville	72 66	324	A	Alcorn	66 38												
242	A	Belmont	53 62																

Non-Div I Games: Tenn. Wesleyan 94 41

Tennessee Tech

Loss, Non-Conf, S Site, H Home A Away N Neutral

Average RPI Win: 263		WON-LOST	WINNING	LAST 10	STRENGTH OF	OPP. STRENGTH	TEAM	ADJ.	CONF.	ADJ CONF.
Average RPI Loss: 205		RECORD	PCT. RANK	GAMES	SCHEDULE	OF SCHEDULE	RPI	RPI	RPI	RPI
DIV. I ONLY		7- 10	222	3- 5	304	295	270	270	21	21
DIV. I NON-CONF.		5- 7	198	2- 3	284	326	257	257	20	20
TOTALS		RPI 1-25	RPI 26-50	W-L RECORDS	RPI 51-100	RPI 101-150	RPI 150+			
7- 10	0- 0		0- 2	OVERALL	0- 0	1- 1	6- 7			
2- 5	0- 0		0- 1	HOME	0- 0	0- 0	2- 4			
4- 5	0- 0		0- 1	AWAY	0- 0	0- 1	4- 3			
1- 0	0- 0		0- 0	NEUTRAL	0- 0	1- 0	0- 0			
5- 7	0- 0		0- 1	NON-CONFERENCE	0- 0	1- 1	4- 5			
2- 3	0- 0		0- 0	HOME	0- 0	0- 0	2- 3			
2- 4	0- 0		0- 1	AWAY	0- 0	0- 1	2- 2			
1- 0	0- 0		0- 0	NEUTRAL	0- 0	1- 0	0- 0			
2- 3	0- 0		0- 1	CONFERENCE	0- 0	0- 0	2- 2			
0- 2	0- 0		0- 1	HOME	0- 0	0- 0	0- 1			
2- 1	0- 0		0- 0	AWAY	0- 0	0- 0	2- 1			
0- 0	0- 0		0- 0	NEUTRAL	0- 0	0- 0	0- 0			

RPI 1-25				RPI 26-50				RPI 51-100				RPI 101+				Team's RPI: 270	
RPI	S	Opponent	Score	RPI	S	Opponent	Score	RPI	S	Opponent	Score	RPI	S	Opponent	Score		
				42	A	Oklahoma	80 97					120	A	Missouri	60 75		
				47	H	South Dakota St.	66 67					150	N	UAB	71 65		
												173	H	Fla. Atlantic	77 81		
												192	A	South Dakota	81 71		
												205	H	Loyola Chicago	79 89		
												260	H	Saint Louis	87 85		
												262	A	A&M-Corpus Christi	60 66		
												263	A	Milwaukee	99 86		
												275	A	Denver	83 87		
												290	H	North Dakota St.	77 83		
												308	H	Southeast Mo. St.	79 58		
												311	H	SIU Edwardsville	70 78		
												322	A	Eastern Ill.	64 68		
												330	A	UMKC	80 74		
												336	A	Neb. Omaha	84 62		
LAST 12 Division I GAMES:																	
				275	A	Denver	83 87	120	A	Missouri	60 75						
				192	A	South Dakota	81 71	311	H	SIU Edwardsville	70 78						
				290	H	North Dakota St.	77 83	308	H	Southeast Mo. St.	79 58						
				47	H	South Dakota St.	66 67	42	A	Oklahoma	80 97						
				336	A	Neb. Omaha	84 62	260	H	Saint Louis	87 85						
				330	A	UMKC	80 74	322	A	Eastern Ill.	64 68						

Non-Div I Games:	William Woods	98	55	Culver-Stockton	113	38	St. Francis (IL)	121	52
------------------	---------------	----	----	-----------------	-----	----	------------------	-----	----

Western Ill.

■ Loss, ■ Non-Conf, S Site, H Home A Away N Neutral

Average RPI Win:	269	WON-LOST	WINNING	LAST 10	STRENGTH OF	OPP. STRENGTH	TEAM	ADJ.	CONF.	ADJ CONF.
Average RPI Loss:	142	RECORD	PCT. RANK	GAMES	SCHEDULE	OF SCHEDULE	RPI	RPI	RPI	RPI
DIV. I ONLY	6- 12	255	4- 6	179	242	271	271	22	22	
DIV. I NON-CONF.	4- 7	229	2- 3	154	257	233	233	22	22	
TOTALS	RPI 1-25	RPI 26-50	W-L RECORDS	RPI 51-100	RPI 101-150	RPI 150+				
6- 12	0- 2	0- 0	OVERALL	0- 3	1- 1	5- 6				
5- 6	0- 0	0- 0	HOME	0- 1	1- 0	4- 5				
1- 6	0- 2	0- 0	AWAY	0- 2	0- 1	1- 1				
0- 0	0- 0	0- 0	NEUTRAL	0- 0	0- 0	0- 0				
4- 7	0- 2	0- 0	NON-CONFERENCE	0- 1	1- 1	3- 3				
3- 3	0- 0	0- 0	HOME	0- 1	1- 0	2- 2				
1- 4	0- 2	0- 0	AWAY	0- 0	0- 1	1- 1				
0- 0	0- 0	0- 0	NEUTRAL	0- 0	0- 0	0- 0				
2- 5	0- 0	0- 0	CONFERENCE	0- 2	0- 0	2- 3				
2- 3	0- 0	0- 0	HOME	0- 0	0- 0	2- 3				
0- 2	0- 0	0- 0	AWAY	0- 2	0- 0	0- 0				
0- 0	0- 0	0- 0	NEUTRAL	0- 0	0- 0	0- 0				

RPI 1-25				RPI 26-50				RPI 51-100				RPI 101+ Team's RPI: 271			
RPI	S	Opponent	Score	RPI	S	Opponent	Score	RPI	S	Opponent	Score	RPI	S	Opponent	Score
12	A	Vanderbilt	71 92					56	H	Chattanooga	61 70	105	H	Indiana St.	75 67
20	A	Kentucky	56 73					73	A	Stetson	62 91	131	A	Memphis	74 77
								79	A	FGCU	58 73	151	H	USC Upstate	62 63
												200	H	Northern Ky.	63 73
												219	H	Mercer	52 57
												235	H	Saint Francis (PA)	79 92
												247	A	Appalachian St.	81 72
												264	H	Morehead St.	69 77
												267	A	Western Caro.	56 58
												281	H	George Mason	87 76
												318	H	Lipscomb	78 75
												321	H	Kennesaw St.	74 68
												344	H	Alabama A&M	82 65
LAST 12 Division I GAMES:															
219	H	Mercer	52 57	318	H	Lipscomb	78 75								
321	H	Kennesaw St.	74 68	281	H	George Mason	87 76								
151	H	USC Upstate	62 63	56	H	Chattanooga	61 70								
73	A	Stetson	62 91	105	H	Indiana St.	75 67								
79	A	FGCU	58 73	20	A	Kentucky	56 73								
200	H	Northern Ky.	63 73	12	A	Vanderbilt	71 92								

Non-Div I Games:

East Tenn. St.

■ Loss, 
 ■ Non-Conf, S Site, 
 ■ Home 
 ■ Away 
 N Neutral

Average RPI Win: <b>298</b>	WON-LOST	WINNING	LAST 10	STRENGTH OF	OPP. STRENGTH	TEAM	ADJ.	CONF.	ADJ CONF.
Average RPI Loss: <b>147</b>	RECORD	PCT. RANK	GAMES	SCHEDULE	OF SCHEDULE	RPI	RPI	RPI	RPI
DIV. I ONLY	3- 13	318	1- 9	102	284	272	272	24	24
DIV. I NON-CONF.	3- 7	259	2- 4	98	204	196	196	25	25
TOTALS	RPI 1-25	RPI 26-50	W-L RECORDS	RPI 51-100	RPI 101-150	RPI 150+			
3- 13	0- 3	0- 0	OVERALL	0- 2	0- 2	3- 6			
2- 4	0- 0	0- 0	HOME	0- 1	0- 1	2- 2			
1- 9	0- 3	0- 0	AWAY	0- 1	0- 1	1- 4			
0- 0	0- 0	0- 0	NEUTRAL	0- 0	0- 0	0- 0			
3- 7	0- 3	0- 0	NON-CONFERENCE	0- 0	0- 2	3- 2			
2- 1	0- 0	0- 0	HOME	0- 0	0- 1	2- 0			
1- 6	0- 3	0- 0	AWAY	0- 0	0- 1	1- 2			
0- 0	0- 0	0- 0	NEUTRAL	0- 0	0- 0	0- 0			
0- 6	0- 0	0- 0	CONFERENCE	0- 2	0- 0	0- 4			
0- 3	0- 0	0- 0	HOME	0- 1	0- 0	0- 2			
0- 3	0- 0	0- 0	AWAY	0- 1	0- 0	0- 2			
0- 0	0- 0	0- 0	NEUTRAL	0- 0	0- 0	0- 0			

RPI 1-25				RPI 26-50				RPI 51-100				RPI 101+ Team's RPI: 272			
RPI	S	Opponent	Score	RPI	S	Opponent	Score	RPI	S	Opponent	Score	RPI	S	Opponent	Score
12	A	Vanderbilt	67 <b>73</b>					90	A	N.C. A&T	47 <b>50</b>	101	A	Albany (NY)	71 <b>87</b>
21	A	Maryland	44 <b>93</b>					98	H	Hampton	39 <b>79</b>	112	H	St. Francis Brooklyn	55 <b>68</b>
24	A	West Virginia	47 <b>109</b>									168	A	Old Dominion	67 <b>97</b>
												179	H	Coppin St.	75 <b>80</b>
												222	A	N.C. Central	61 <b>75</b>
												281	H	George Mason	90 83
												282	A	Howard	64 <b>70</b>
												292	A	Manhattan	80 69
												297	A	Marshall	47 <b>62</b>
												303	H	Norfolk St.	48 <b>57</b>
												320	H	NJIT	75 72
LAST 12 Division I GAMES:															
90	A	N.C. A&T	47 <b>50</b>	112	H	St. Francis Brooklyn	55 <b>68</b>								
222	A	N.C. Central	61 <b>75</b>	297	A	Marshall	47 <b>62</b>								
303	H	Norfolk St.	48 <b>57</b>	24	A	West Virginia	47 <b>109</b>								
98	H	Hampton	39 <b>79</b>	21	A	Maryland	44 <b>93</b>								
320	H	NJIT	75 72	179	H	Coppin St.	75 <b>80</b>								
282	A	Howard	64 <b>70</b>	281	H	George Mason	90 83								

Non-Div I Games: Wilmington (DE) 86 73

Delaware St.



Average RPI Win:	260	WON-LOST	WINNING	LAST 10	STRENGTH OF	OPP. STRENGTH	TEAM	ADJ.	CONF.	ADJ CONF.
Average RPI Loss:	157	RECORD	PCT. RANK	GAMES	SCHEDULE	OF SCHEDULE	RPI	RPI	RPI	RPI
DIV. I ONLY	4- 14	308	2- 8	168	225	273	273	18	18	
DIV. I NON-CONF.	3- 8	268	1- 4	128	208	235	235	17	17	
TOTALS	RPI 1-25	RPI 26-50	W-L RECORDS	RPI 51-100	RPI 101-150	RPI 150+				
4- 14	0- 1	0- 1	OVERALL	0- 2	1- 3	3- 7				
1- 6	0- 0	0- 1	HOME	0- 2	1- 0	0- 3				
2- 8	0- 1	0- 0	AWAY	0- 0	0- 3	2- 4				
1- 0	0- 0	0- 0	NEUTRAL	0- 0	0- 0	1- 0				
3- 8	0- 1	0- 1	NON-CONFERENCE	0- 1	1- 2	2- 3				
1- 4	0- 0	0- 1	HOME	0- 1	1- 0	0- 2				
1- 4	0- 1	0- 0	AWAY	0- 0	0- 2	1- 1				
1- 0	0- 0	0- 0	NEUTRAL	0- 0	0- 0	1- 0				
1- 6	0- 0	0- 0	CONFERENCE	0- 1	0- 1	1- 4				
0- 2	0- 0	0- 0	HOME	0- 1	0- 0	0- 1				
1- 4	0- 0	0- 0	AWAY	0- 0	0- 1	1- 3				
0- 0	0- 0	0- 0	NEUTRAL	0- 0	0- 0	0- 0				

RPI 1-25				RPI 26-50				RPI 51-100				RPI 101+ Team's RPI: 273			
RPI	S	Opponent	Score	RPI	S	Opponent	Score	RPI	S	Opponent	Score	RPI	S	Opponent	Score
20	A	Kentucky	77 117	46	H	DePaul	67 91	63	H	Wichita St.	72 74	110	A	Wright St.	71 87
								80	H	South Fla.	63 87	120	A	Missouri	55 126
												126	H	Illinois	98 92
												144	A	UNI	65 78
												155	H	Missouri St.	56 85
												169	H	Stony Brook	79 83
												194	A	Northern Ill.	60 63
												205	A	Loyola Chicago	63 73
												238	A	Drake	77 97
												286	A	Evansville	77 76
												308	A	Southeast Mo. St.	72 68
												318	N	Lipscomb	87 85
												322	H	Eastern Ill.	67 71
												335	A	Southern Ill.	96 100
LAST 12 Division I GAMES:															
238	A	Drake	77 97	335	A	Southern Ill.	96 100								
144	A	UNI	65 78	46	H	DePaul	67 91								
205	A	Loyola Chicago	63 73	110	A	Wright St.	71 87								
63	H	Wichita St.	72 74	318	N	Lipscomb	87 85								
155	H	Missouri St.	56 85	120	A	Missouri	55 126								
286	A	Evansville	77 76	322	H	Eastern Ill.	67 71								

Non-Div I Games:

Bradley

Average RPI Win:	<b>272</b>	WON-LOST	WINNING	LAST 10	STRENGTH OF	OPP. STRENGTH	TEAM	ADJ.	CONF.	ADJ CONF.
Average RPI Loss:	<b>156</b>	RECORD	PCT. RANK	GAMES	SCHEDULE	OF SCHEDULE	RPI	RPI	RPI	RPI
DIV. I ONLY	<b>4- 13</b>	<b>305</b>	<b>4- 6</b>	<b>109</b>	<b>343</b>	<b>274</b>	<b>274</b>	<b>24</b>	<b>24</b>	
DIV. I NON-CONF.	<b>1- 9</b>	<b>326</b>	<b>1- 4</b>	<b>68</b>	<b>319</b>	<b>294</b>	<b>294</b>	<b>25</b>	<b>25</b>	
TOTALS	RPI 1-25	RPI 26-50	W-L RECORDS	RPI 51-100	RPI 101-150	RPI 150+				
4- 13	0- 0	0- 0	OVERALL	0- 6	0- 1	4- 6				
3- 3	0- 0	0- 0	HOME	0- 3	0- 0	3- 0				
1- 7	0- 0	0- 0	AWAY	0- 3	0- 0	1- 4				
0- 3	0- 0	0- 0	NEUTRAL	0- 0	0- 1	0- 2				
1- 9	0- 0	0- 0	NON-CONFERENCE	0- 4	0- 1	1- 4				
1- 2	0- 0	0- 0	HOME	0- 2	0- 0	1- 0				
0- 4	0- 0	0- 0	AWAY	0- 2	0- 0	0- 2				
0- 3	0- 0	0- 0	NEUTRAL	0- 0	0- 1	0- 2				
3- 4	0- 0	0- 0	CONFERENCE	0- 2	0- 0	3- 2				
2- 1	0- 0	0- 0	HOME	0- 1	0- 0	2- 0				
1- 3	0- 0	0- 0	AWAY	0- 1	0- 0	1- 2				
0- 0	0- 0	0- 0	NEUTRAL	0- 0	0- 0	0- 0				

RPI 1-25			RPI 26-50			RPI 51-100			RPI 101+			Team's RPI: 274
RPI	S	Opponent	Score	RPI	S	Opponent	Score	RPI	S	Opponent	Score	
						73 H Stetson	63 <b>77</b>	139 N Grand Canyon	45 <b>57</b>			
						74 A Florida	65 <b>93</b>	163 A Savannah St.	54 <b>58</b>			
						77 H East Carolina	49 <b>58</b>	173 A Fla. Atlantic	65 <b>81</b>			
						79 A FGCU	38 <b>71</b>	201 H Jacksonville	57 49			
						90 H N.C. A&T	55 <b>69</b>	222 H N.C. Central	67 52			
						98 A Hampton	35 <b>43</b>	224 N Nicholls St.	56 <b>73</b>			
								240 A North Texas	49 <b>82</b>			
								299 N Murray St.	70 <b>81</b>			
								303 A Norfolk St.	61 <b>74</b>			
								331 A South Carolina St.	71 53			
								333 H UMES	78 70			
LAST 12 Division I GAMES:												
333 H		UMES	78 70	77 H		East Carolina	49 <b>58</b>					
331 A		South Carolina St.	71 53	299 N		Murray St.	70 <b>81</b>					
163 A		Savannah St.	54 <b>58</b>	224 N		Nicholls St.	56 <b>73</b>					
222 H		N.C. Central	67 52	201 H		Jacksonville	57 49					
90 H		N.C. A&T	55 <b>69</b>	98 A		Hampton	35 <b>43</b>					
173 A		Fla. Atlantic	65 <b>81</b>	303 A		Norfolk St.	61 <b>74</b>					

Non-Div I Games: Edward Waters 63 53 St. Thomas (FL) 69 64

Bethune-Cookman

Loss, Non-Conf, S Site, H Home A Away N Neutral

Average RPI Win: <b>270</b>	WON-LOST	WINNING	LAST 10	STRENGTH OF	OPP. STRENGTH	TEAM	ADJ.	CONF.	ADJ CONF.
Average RPI Loss: <b>151</b>	RECORD	PCT. RANK	GAMES	SCHEDULE	OF SCHEDULE	RPI	RPI	RPI	RPI
DIV. I ONLY	5- 15	298	4- 6	165	294	275	275	21	21
DIV. I NON-CONF.	2- 13	316	1- 6	162	276	287	287	20	20
TOTALS	RPI 1-25	RPI 26-50	W-L RECORDS	RPI 51-100	RPI 101-150	RPI 150+			
5- 15	0- 0	0- 0	OVERALL	0- 2	0- 4	5- 9			
3- 5	0- 0	0- 0	HOME	0- 0	0- 2	3- 3			
2- 10	0- 0	0- 0	AWAY	0- 2	0- 2	2- 6			
0- 0	0- 0	0- 0	NEUTRAL	0- 0	0- 0	0- 0			
2- 13	0- 0	0- 0	NON-CONFERENCE	0- 2	0- 3	2- 8			
0- 5	0- 0	0- 0	HOME	0- 0	0- 2	0- 3			
2- 8	0- 0	0- 0	AWAY	0- 2	0- 1	2- 5			
0- 0	0- 0	0- 0	NEUTRAL	0- 0	0- 0	0- 0			
3- 2	0- 0	0- 0	CONFERENCE	0- 0	0- 1	3- 1			
3- 0	0- 0	0- 0	HOME	0- 0	0- 0	3- 0			
0- 2	0- 0	0- 0	AWAY	0- 0	0- 1	0- 1			
0- 0	0- 0	0- 0	NEUTRAL	0- 0	0- 0	0- 0			

RPI S	Opponent	Score	RPI S	Opponent	Score	RPI S	Opponent	Score	RPI S	Opponent	Score
						55	A Colorado	61 83	111	A Ill.-Chicago	68 80
						97	A Marquette	54 71	113	A IUPUI	66 82
									121	H Colorado St.	78 86
									149	H Wyoming	70 73
									154	A Utah	56 73
									156	A Montana St.	69 89
									157	A Long Beach St.	68 88
									160	H Montana	58 84
									164	A Northern Colo.	71 74
									177	H UC Irvine	73 78
									190	A IPFW	78 81
									192	H South Dakota	91 84
									212	A Illinois St.	67 60
									218	A Cal St. Fullerton	56 63
									240	H North Texas	74 93
									270	H Western Ill.	87 83
									336	H Neb. Omaha	73 66
									339	A Air Force	72 64
LAST 12 Division I GAMES:											
270	H Western Ill.	87 83	218	A Cal St. Fullerton	56 63						
336	H Neb. Omaha	73 66	212	A Illinois St.	67 60						
113	A IUPUI	66 82	111	A Ill.-Chicago	68 80						
190	A IPFW	78 81	97	A Marquette	54 71						
192	H South Dakota	91 84	240	H North Texas	74 93						
157	A Long Beach St.	68 88	55	A Colorado	61 83						

Non-Div I Games:

Denver

## UNC Wilmington

Through Games Of Jan. 26, 2014

Average RPI Win:	241	WON-LOST	WINNING	LAST 10	STRENGTH OF	OPP. STRENGTH	TEAM	ADJ.	CONF.	ADJ CONF.
Average RPI Loss:	123	RECORD	PCT. RANK	GAMES	SCHEDULE	OF SCHEDULE	RPI	RPI	RPI	RPI
DIV. I ONLY	3- 17	332	2- 8	96	127	276	276	12	12	
DIV. I NON-CONF.	1- 13	337	0- 6	65	120	276	276	10	10	
TOTALS	RPI 1-25	RPI 26-50	W-L RECORDS	RPI 51-100	RPI 101-150	RPI 150+				
3- 17	0- 1	0- 3	OVERALL	0- 2	0- 6	3- 5				
2- 8	0- 0	0- 1	HOME	0- 1	0- 2	2- 4				
1- 6	0- 1	0- 0	AWAY	0- 0	0- 4	1- 1				
0- 3	0- 0	0- 2	NEUTRAL	0- 1	0- 0	0- 0				
1- 13	0- 1	0- 2	NON-CONFERENCE	0- 2	0- 4	1- 4				
1- 5	0- 0	0- 0	HOME	0- 1	0- 1	1- 3				
0- 5	0- 1	0- 0	AWAY	0- 0	0- 3	0- 1				
0- 3	0- 0	0- 2	NEUTRAL	0- 1	0- 0	0- 0				
2- 4	0- 0	0- 1	CONFERENCE	0- 0	0- 2	2- 1				
1- 3	0- 0	0- 1	HOME	0- 0	0- 1	1- 1				
1- 1	0- 0	0- 0	AWAY	0- 0	0- 1	1- 0				
0- 0	0- 0	0- 0	NEUTRAL	0- 0	0- 0	0- 0				

RPI 1-25				RPI 26-50				RPI 51-100				RPI 101+ Team's RPI: 276			
RPI	S	Opponent	Score	RPI	S	Opponent	Score	RPI	S	Opponent	Score	RPI	S	Opponent	Score
4	A	Notre Dame	50 99	31	N	Southern California	59 85	82	N	Boston College	54 75	114	A	Charlotte	57 78
				33	N	Iowa	65 102	99	H	Tulane	50 55	127	A	Wake Forest	44 68
				45	H	James Madison	41 77					136	A	Delaware	44 65
												140	H	Hofstra	55 64
												141	A	Richmond	49 64
												143	H	Liberty	55 64
												173	H	Fla. Atlantic	64 81
												174	H	Elon	64 75
												186	H	Northeastern	50 64
												200	H	Northern Ky.	65 62
												217	A	Campbell	53 67
												233	A	Towson	54 53
												247	H	Appalachian St.	47 54
												291	H	William & Mary	60 59
LAST 12 Division I GAMES:															
				45	H	James Madison	41 77					114	A	Charlotte	57 78
				291	H	William & Mary	60 59					247	H	Appalachian St.	47 54
				233	A	Towson	54 53					173	H	Fla. Atlantic	64 81
				136	A	Delaware	44 65					143	H	Liberty	55 64
				140	H	Hofstra	55 64					127	A	Wake Forest	44 68
				186	H	Northeastern	50 64					141	A	Richmond	49 64

Non-Div I Games:

UNC Wilmington

■ Loss, 
 ■ Non-Conf, 
 S Site, 
 ■ Home 
 ■ Away 
 N Neutral

Average RPI Win:	269	WON-LOST	WINNING	LAST 10	STRENGTH OF	OPP. STRENGTH	TEAM	ADJ.	CONF.	ADJ CONF.
Average RPI Loss:	147	RECORD	PCT. RANK	GAMES	SCHEDULE	OF SCHEDULE	RPI	RPI	RPI	RPI
DIV. I ONLY	5- 11	275	4- 5	201	246	277	277	26	26	
DIV. I NON-CONF.	1- 8	318	1- 3	85	162	286	286	26	26	
TOTALS	RPI 1-25	RPI 26-50	W-L RECORDS	RPI 51-100	RPI 101-150	RPI 150+				
5- 11	0- 1	0- 0	OVERALL	0- 3	0- 2	5- 5				
4- 4	0- 0	0- 0	HOME	0- 1	0- 2	4- 1				
1- 7	0- 1	0- 0	AWAY	0- 2	0- 0	1- 4				
0- 0	0- 0	0- 0	NEUTRAL	0- 0	0- 0	0- 0				
1- 8	0- 1	0- 0	NON-CONFERENCE	0- 3	0- 1	1- 3				
1- 3	0- 0	0- 0	HOME	0- 1	0- 1	1- 1				
0- 5	0- 1	0- 0	AWAY	0- 2	0- 0	0- 2				
0- 0	0- 0	0- 0	NEUTRAL	0- 0	0- 0	0- 0				
4- 3	0- 0	0- 0	CONFERENCE	0- 0	0- 1	4- 2				
3- 1	0- 0	0- 0	HOME	0- 0	0- 1	3- 0				
1- 2	0- 0	0- 0	AWAY	0- 0	0- 0	1- 2				
0- 0	0- 0	0- 0	NEUTRAL	0- 0	0- 0	0- 0				

RPI 1-25				RPI 26-50				RPI 51-100				RPI 101+ Team's RPI: 277			
RPI	S	Opponent	Score	RPI	S	Opponent	Score	RPI	S	Opponent	Score	RPI	S	Opponent	Score
23	A	Texas	42 96					64	A	UTEP	60 73	123	H	Arkansas St.	71 87
								86	A	TCU	50 63	145	H	UTSA	83 86
								98	H	Hampton	63 72	162	A	Rice	61 74
												178	A	UALR	70 77
												178	H	UALR	42 35
												189	A	Lamar	55 68
												252	H	Houston	70 63
												262	H	A&M-Corpus Christi	60 68
												285	H	Troy	87 82
												289	A	La.-Monroe	52 78
												294	A	La.-Lafayette	65 53
												338	H	Texas-Arlington	68 60
LAST 12 Division I GAMES:															
285	H	Troy	87 82	178	H	UALR	42 35	145	H	UTSA	83 86				
178	A	UALR	70 77	189	A	Lamar	55 68	252	H	Houston	70 63				
338	H	Texas-Arlington	68 60	162	A	Rice	61 74	64	A	UTEP	60 73				
289	A	La.-Monroe	52 78												
294	A	La.-Lafayette	65 53												
123	H	Arkansas St.	71 87												

Non-Div I Games: St. Thomas (TX) 85 45 Huston-Tillotson 73 45

Texas St.

## Massachusetts

Through Games Of Jan. 26, 2014

Average RPI Win:	<b>194</b>	WON-LOST	WINNING	LAST 10	STRENGTH OF	OPP. STRENGTH	TEAM	ADJ.	CONF.	ADJ CONF.
Average RPI Loss:	<b>150</b>	RECORD	PCT. RANK	GAMES	SCHEDULE	OF SCHEDULE	RPI	RPI	RPI	RPI
DIV. I ONLY	<b>3- 18</b>	<b>333</b>	<b>0- 10</b>	<b>108</b>	<b>202</b>	<b>278</b>	<b>278</b>	<b>9</b>	<b>9</b>	
DIV. I NON-CONF.	<b>3- 11</b>	<b>292</b>	<b>1- 4</b>	<b>282</b>	<b>222</b>	<b>303</b>	<b>303</b>	<b>9</b>	<b>9</b>	
TOTALS	RPI 1-25	RPI 26-50	W-L RECORDS	RPI 51-100	RPI 101-150	RPI 150+				
3- 18	0- 0	1- 3	OVERALL	0- 3	0- 4	2- 8				
1- 7	0- 0	1- 2	HOME	0- 1	0- 1	0- 3				
2- 9	0- 0	0- 1	AWAY	0- 2	0- 3	2- 3				
0- 2	0- 0	0- 0	NEUTRAL	0- 0	0- 0	0- 2				
3- 11	0- 0	1- 2	NON-CONFERENCE	0- 0	0- 2	2- 7				
1- 4	0- 0	1- 1	HOME	0- 0	0- 0	0- 3				
2- 5	0- 0	0- 1	AWAY	0- 0	0- 2	2- 2				
0- 2	0- 0	0- 0	NEUTRAL	0- 0	0- 0	0- 2				
0- 7	0- 0	0- 1	CONFERENCE	0- 3	0- 2	0- 1				
0- 3	0- 0	0- 1	HOME	0- 1	0- 1	0- 0				
0- 4	0- 0	0- 0	AWAY	0- 2	0- 1	0- 1				
0- 0	0- 0	0- 0	NEUTRAL	0- 0	0- 0	0- 0				

RPI 1-25				RPI 26-50				RPI 51-100				RPI 101+				Team's RPI: 278	
RPI	S	Opponent	Score	RPI	S	Opponent	Score	RPI	S	Opponent	Score	RPI	S	Opponent	Score		
				27	H	Dayton	67 81	60	A	Fordham	54 80	117	A	VCU	54 112		
				41	A	Bowling Green	46 86	60	H	Fordham	61 75	117	H	VCU	51 81		
				44	H	Central Mich.	61 105	66	A	Duquesne	52 67	135	A	American	59 82		
				48	H	Rutgers	64 63					138	A	Holy Cross	54 76		
												158	A	La Salle	41 78		
												186	H	Northeastern	76 95		
												197	H	Boston U.	63 66		
												216	A	Hartford	63 59		
												221	H	Western Mich.	58 66		
												250	A	Maine	56 86		
												284	A	Dartmouth	72 76		
												291	N	William & Mary	88 96		
												316	N	Binghamton	51 56		
												319	A	Kent St.	69 61		
LAST 12 Division I GAMES:																	
				60	A	Fordham	54 80	117	A	VCU	54 112						
				27	H	Dayton	67 81	284	A	Dartmouth	72 76						
				117	H	VCU	51 81	316	N	Binghamton	51 56						
				66	A	Duquesne	52 67	186	H	Northeastern	76 95						
				158	A	La Salle	41 78	41	A	Bowling Green	46 86						
				60	H	Fordham	61 75	319	A	Kent St.	69 61						

Non-Div I Games:

Massachusetts

  Loss, 
  Non-Conf, 
  S Site, 
  H Home 
  A Away 
N Neutral

## UC Riverside

Through Games Of Jan. 26, 2014

Average RPI Win:	230	WON-LOST	WINNING	LAST 10	STRENGTH OF	OPP. STRENGTH	TEAM	ADJ.	CONF.	ADJ CONF.
Average RPI Loss:	140	RECORD	PCT. RANK	GAMES	SCHEDULE	OF SCHEDULE	RPI	RPI	RPI	RPI
DIV. I ONLY	4- 14	308	0- 10	240	103	279	279	15	15	
DIV. I NON-CONF.	4- 8	242	0- 6	203	73	204	204	14	14	
TOTALS	RPI 1-25	RPI 26-50	W-L RECORDS	RPI 51-100	RPI 101-150	RPI 150+				
4- 14	0- 1	0- 2	OVERALL	0- 2	0- 3	4- 6				
1- 4	0- 0	0- 0	HOME	0- 1	0- 1	1- 2				
2- 8	0- 1	0- 1	AWAY	0- 1	0- 1	2- 4				
1- 2	0- 0	0- 1	NEUTRAL	0- 0	0- 1	1- 0				
4- 8	0- 1	0- 2	NON-CONFERENCE	0- 1	0- 1	4- 3				
1- 1	0- 0	0- 0	HOME	0- 0	0- 0	1- 1				
2- 5	0- 1	0- 1	AWAY	0- 1	0- 0	2- 2				
1- 2	0- 0	0- 1	NEUTRAL	0- 0	0- 1	1- 0				
0- 6	0- 0	0- 0	CONFERENCE	0- 1	0- 2	0- 3				
0- 3	0- 0	0- 0	HOME	0- 1	0- 1	0- 1				
0- 3	0- 0	0- 0	AWAY	0- 0	0- 1	0- 2				
0- 0	0- 0	0- 0	NEUTRAL	0- 0	0- 0	0- 0				

RPI 1-25				RPI 26-50				RPI 51-100				RPI 101+ Team's RPI: 279			
RPI	S	Opponent	Score	RPI	S	Opponent	Score	RPI	S	Opponent	Score	RPI	S	Opponent	Score
14	A	Gonzaga	43 87	27	N	Dayton	54 89	70	A	Washington St.	73 77	104	A	Cal Poly	72 89
				33	A	Iowa	56 70	84	H	Hawaii	61 74	116	N	Kansas St.	42 74
												147	H	UC Davis	67 77
												170	A	San Diego St.	57 58
												177	A	UC Irvine	78 90
												184	H	Bakersfield	85 66
												218	H	Cal St. Fullerton	78 82
												224	N	Nicholls St.	74 64
												245	H	Pepperdine	68 81
												249	A	Arizona	59 75
												255	A	Santa Clara	90 80
												256	A	San Jose St.	105 74
												304	A	UC Santa Barbara	61 74
LAST 12 Division I GAMES:															
104	A	Cal Poly	72 89	116	N	Kansas St.	42 74	170	A	San Diego St.	57 58	249	A	Arizona	59 75
304	A	UC Santa Barbara	61 74	84	H	Hawaii	61 74	70	A	Washington St.	73 77	14	A	Gonzaga	43 87
84	H	Hawaii	61 74	147	H	UC Davis	67 77	14	A	Gonzaga	43 87	245	H	Pepperdine	68 81
147	H	UC Davis	67 77	177	A	UC Irvine	78 90								
177	A	UC Irvine	78 90	218	H	Cal St. Fullerton	78 82								

Non-Div I Games: Alas. Anchorage 75 83

UC Riverside

Loss, Non-Conf, S Site, H Home A Away N Neutral

Average RPI Win:	281	WON-LOST	WINNING	LAST 10	STRENGTH OF	OPP. STRENGTH	TEAM	ADJ.	CONF.	ADJ CONF.
Average RPI Loss:	183	RECORD	PCT. RANK	GAMES	SCHEDULE	OF SCHEDULE	RPI	RPI	RPI	RPI
DIV. I ONLY	5- 12	282	3- 6	238	302	280	280	28	28	
DIV. I NON-CONF.	1- 5	306	0- 1	108	169	267	267	29	29	
TOTALS	RPI 1-25	RPI 26-50	W-L RECORDS	RPI 51-100	RPI 101-150	RPI 150+				
5- 12	0- 2	0- 0	OVERALL	0- 0	0- 2	5- 8				
2- 6	0- 0	0- 0	HOME	0- 0	0- 1	2- 5				
3- 6	0- 2	0- 0	AWAY	0- 0	0- 1	3- 3				
0- 0	0- 0	0- 0	NEUTRAL	0- 0	0- 0	0- 0				
1- 5	0- 2	0- 0	NON-CONFERENCE	0- 0	0- 0	1- 3				
1- 1	0- 0	0- 0	HOME	0- 0	0- 0	1- 1				
0- 4	0- 2	0- 0	AWAY	0- 0	0- 0	0- 2				
0- 0	0- 0	0- 0	NEUTRAL	0- 0	0- 0	0- 0				
4- 7	0- 0	0- 0	CONFERENCE	0- 0	0- 2	4- 5				
1- 5	0- 0	0- 0	HOME	0- 0	0- 1	1- 4				
3- 2	0- 0	0- 0	AWAY	0- 0	0- 1	3- 1				
0- 0	0- 0	0- 0	NEUTRAL	0- 0	0- 0	0- 0				

RPI 1-25				RPI 26-50				RPI 51-100				RPI 101+ Team's RPI: 280			
RPI	S	Opponent	Score	RPI	S	Opponent	Score	RPI	S	Opponent	Score	RPI	S	Opponent	Score
8	A	South Carolina	29 99									122	A	Winthrop	49 69
18	A	North Carolina	49 100									143	H	Liberty	69 92
												163	A	Savannah St.	47 75
												163	H	Savannah St.	63 72
												180	A	High Point	56 53
												217	A	Campbell	81 71
												227	H	Coastal Caro.	63 77
												250	H	Gardner-Webb	51 55
												261	A	UNC Asheville	48 73
												261	H	UNC Asheville	46 61
												267	A	Western Caro.	47 56
												314	H	Longwood	71 78
												332	H	Presbyterian	68 50
												334	H	Wofford	68 45
												342	A	Radford	84 64
LAST 12 Division I GAMES:															
261	A	UNC Asheville	48 73	314	H	Longwood	71 78								
250	H	Gardner-Webb	51 55	143	H	Liberty	69 92								
332	H	Presbyterian	68 50	122	A	Winthrop	49 69								
227	H	Coastal Caro.	63 77	342	A	Radford	84 64								
180	A	High Point	56 53	163	H	Savannah St.	63 72								
217	A	Campbell	81 71	267	A	Western Caro.	47 56								

Non-Div I Games: Trinity Baptist 101 47 Converse 88 48 Southern Wesleyan 85 55

Charleston So.



## George Mason

Through Games Of Jan. 26, 2014

Average RPI Win:	282	WON-LOST	WINNING	LAST 10	STRENGTH OF	OPP. STRENGTH	TEAM	ADJ.	CONF.	ADJ CONF.
Average RPI Loss:	170	RECORD	PCT. RANK	GAMES	SCHEDULE	OF SCHEDULE	RPI	RPI	RPI	RPI
DIV. I ONLY	6- 14	278	1- 9	261	271	281	281	9	9	
DIV. I NON-CONF.	6- 7	165	1- 4	326	330	247	247	9	9	
TOTALS	RPI 1-25	RPI 26-50	W-L RECORDS	RPI 51-100	RPI 101-150	RPI 150+				
6- 14	0- 0	0- 1	OVERALL	0- 1	0- 6	6- 6				
4- 3	0- 0	0- 1	HOME	0- 0	0- 1	4- 1				
2- 11	0- 0	0- 0	AWAY	0- 1	0- 5	2- 5				
0- 0	0- 0	0- 0	NEUTRAL	0- 0	0- 0	0- 0				
6- 7	0- 0	0- 0	NON-CONFERENCE	0- 1	0- 2	6- 4				
4- 0	0- 0	0- 0	HOME	0- 0	0- 0	4- 0				
2- 7	0- 0	0- 0	AWAY	0- 1	0- 2	2- 4				
0- 0	0- 0	0- 0	NEUTRAL	0- 0	0- 0	0- 0				
0- 7	0- 0	0- 1	CONFERENCE	0- 0	0- 4	0- 2				
0- 3	0- 0	0- 1	HOME	0- 0	0- 1	0- 1				
0- 4	0- 0	0- 0	AWAY	0- 0	0- 3	0- 1				
0- 0	0- 0	0- 0	NEUTRAL	0- 0	0- 0	0- 0				

RPI 1-25			RPI 26-50			RPI 51-100			RPI 101+			Team's RPI: 281
RPI	S	Opponent	Score	RPI	S	Opponent	Score	RPI	S	Opponent	Score	
				27	H	Dayton	64 91	77	A	East Carolina	66 75	
								109	A	George Washington	56 72	
								109	H	George Washington	68 94	
								117	A	VCU	86 112	
								134	A	Col. of Charleston	64 66	
								141	A	Richmond	64 67	
								150	A	UAB	64 67	
								153	A	Akron	70 88	
								158	H	La Salle	50 65	
								233	H	Towson	60 58	
								235	H	Saint Francis (PA)	97 62	
								264	A	Morehead St.	74 67	
								271	A	East Tenn. St.	76 87	
								272	A	Delaware St.	83 90	
								305	A	Ga. Southern	85 64	
								314	H	Longwood	66 65	
								328	A	Rhode Island	40 59	
								333	A	UMES	91 93	
								341	H	Utah Valley	82 64	
LAST 12 Division I GAMES:												
117	A	VCU	86 112	109	A	George Washington	56 72					
109	H	George Washington	68 94	305	A	Ga. Southern	85 64					
141	A	Richmond	64 67	271	A	East Tenn. St.	76 87					
328	A	Rhode Island	40 59	150	A	UAB	64 67					
27	H	Dayton	64 91	153	A	Akron	70 88					
158	H	La Salle	50 65	272	A	Delaware St.	83 90					

Non-Div I Games:

George Mason

■ Loss, 
■ Non-Conf, 
■ S Site, 
■ H Home 
■ A Away 
N Neutral

Average RPI Win:	299	WON-LOST	WINNING	LAST 10	STRENGTH OF	OPP. STRENGTH	TEAM	ADJ.	CONF.	ADJ CONF.
Average RPI Loss:	159	RECORD	PCT. RANK	GAMES	SCHEDULE	OF SCHEDULE	RPI	RPI	RPI	RPI
DIV. I ONLY	7- 11	233	5- 5	324	192	282	282	24	24	
DIV. I NON-CONF.	4- 9	255	2- 5	272	238	270	270	25	25	
TOTALS	RPI 1-25	RPI 26-50	W-L RECORDS	RPI 51-100	RPI 101-150	RPI 150+				
7- 11	0- 0	0- 1	OVERALL	0- 1	0- 3	7- 6				
4- 2	0- 0	0- 0	HOME	0- 0	0- 0	4- 2				
2- 7	0- 0	0- 1	AWAY	0- 1	0- 1	2- 4				
1- 2	0- 0	0- 0	NEUTRAL	0- 0	0- 2	1- 0				
4- 9	0- 0	0- 1	NON-CONFERENCE	0- 1	0- 3	4- 4				
2- 1	0- 0	0- 0	HOME	0- 0	0- 0	2- 1				
1- 6	0- 0	0- 1	AWAY	0- 1	0- 1	1- 3				
1- 2	0- 0	0- 0	NEUTRAL	0- 0	0- 2	1- 0				
3- 2	0- 0	0- 0	CONFERENCE	0- 0	0- 0	3- 2				
2- 1	0- 0	0- 0	HOME	0- 0	0- 0	2- 1				
1- 1	0- 0	0- 0	AWAY	0- 0	0- 0	1- 1				
0- 0	0- 0	0- 0	NEUTRAL	0- 0	0- 0	0- 0				

RPI S	Opponent	Score	RPI S	Opponent	Score	RPI S	Opponent	Score	RPI S	Opponent	Score	Team's RPI: 282
48	A Rutgers	38 69	54	A Temple	58 83	133	A Virginia Tech	32 84	134	N Col. of Charleston	68 79	
						136	N Delaware	44 69	152	A UCF	45 65	
						163	H Savannah St.	49 65	209	A Florida A&M	42 87	
						234	H Cornell	58 70	235	A Saint Francis (PA)	85 86	
						239	A New Hampshire	45 40	254	A Loyola Maryland	62 72	
						272	H Delaware St.	70 64	296	H Jackson St.	83 63	
						297	A Morgan St.	71 66	320	H NJIT	80 73	
						333	H UMES	77 75	334	N Wofford	63 55	
LAST 12 Division I GAMES:												
209	A Florida A&M	42 87	334	N Wofford	63 55							
333	H UMES	77 75	134	N Col. of Charleston	68 79							
163	H Savannah St.	49 65	54	A Temple	58 83							
234	H Cornell	58 70	239	A New Hampshire	45 40							
297	A Morgan St.	71 66	136	N Delaware	44 69							
272	H Delaware St.	70 64	152	A UCF	45 65							

Non-Div I Games:

Howard

UNC Greensboro

Through Games Of Jan. 26, 2014

Average RPI Win:	224	WON-LOST	WINNING	LAST 10	STRENGTH OF	OPP. STRENGTH	TEAM	ADJ.	CONF.	ADJ CONF.
Average RPI Loss:	181	RECORD	PCT. RANK	GAMES	SCHEDULE	OF SCHEDULE	RPI	RPI	RPI	RPI
DIV. I ONLY	5- 14	293	1- 9	152	326	283	283	23	23	
DIV. I NON-CONF.	4- 7	229	0- 4	42	337	185	185	21	21	
TOTALS	RPI 1-25	RPI 26-50	W-L RECORDS	RPI 51-100	RPI 101-150	RPI 150+				
5- 14	0- 0	0- 1	OVERALL	0- 3	1- 1	4- 9				
4- 7	0- 0	0- 0	HOME	0- 2	1- 1	3- 4				
1- 6	0- 0	0- 1	AWAY	0- 1	0- 0	1- 4				
0- 1	0- 0	0- 0	NEUTRAL	0- 0	0- 0	0- 1				
4- 7	0- 0	0- 1	NON-CONFERENCE	0- 2	1- 1	3- 3				
3- 3	0- 0	0- 0	HOME	0- 1	1- 1	2- 1				
1- 3	0- 0	0- 1	AWAY	0- 1	0- 0	1- 1				
0- 1	0- 0	0- 0	NEUTRAL	0- 0	0- 0	0- 1				
1- 7	0- 0	0- 0	CONFERENCE	0- 1	0- 0	1- 6				
1- 4	0- 0	0- 0	HOME	0- 1	0- 0	1- 3				
0- 3	0- 0	0- 0	AWAY	0- 0	0- 0	0- 3				
0- 0	0- 0	0- 0	NEUTRAL	0- 0	0- 0	0- 0				

RPI S	Opponent	Score	RPI S	Opponent	Score	RPI S	Opponent	Score	RPI S	Opponent	Score	Team's RPI: 283
28	A Florida St.	59 93	56	H Chattanooga	53 86	117	H VCU	72 95				
			60	A Fordham	48 79	134	H Col. of Charleston	64 56				
			75	H St. Bonaventure	46 58	159	A Davidson	59 78				
						161	N Tulsa	71 76				
						166	H Clemson	71 77				
						174	H Elon	73 62				
						180	H High Point	81 76				
						247	H Appalachian St.	56 75				
						250	A Gardner-Webb	60 71				
						267	H Western Caro.	49 60				
						303	A Norfolk St.	73 66				
						305	A Ga. Southern	71 74				
						306	H Samford	52 65				
						331	H South Carolina St.	72 63				
						334	A Wofford	70 76				
LAST 12 Division I GAMES:												
334	A Wofford	70 76	161	N Tulsa	71 76							
247	H Appalachian St.	56 75	60	A Fordham	48 79							
267	H Western Caro.	49 60	75	H St. Bonaventure	46 58							
159	A Davidson	59 78	306	H Samford	52 65							
305	A Ga. Southern	71 74	56	H Chattanooga	53 86							
174	H Elon	73 62	166	H Clemson	71 77							

Non-Div I Games:

UNC Greensboro

Loss, Non-Conf, S Site, H Home A Away N Neutral

Average RPI Win:	308	WON-LOST	WINNING	LAST 10	STRENGTH OF	OPP. STRENGTH	TEAM	ADJ.	CONF.	ADJ CONF.
Average RPI Loss:	144	RECORD	PCT. RANK	GAMES	SCHEDULE	OF SCHEDULE	RPI	RPI	RPI	RPI
DIV. I ONLY	3- 13	318	2- 8	135	273	284	284	14	14	
DIV. I NON-CONF.	3- 11	292	2- 8	190	287	296	296	15	15	
TOTALS	RPI 1-25	RPI 26-50	W-L RECORDS	RPI 51-100	RPI 101-150	RPI 150+				
3- 13	0- 1	0- 1	OVERALL	0- 2	0- 3	3- 6				
2- 6	0- 0	0- 0	HOME	0- 1	0- 1	2- 4				
1- 7	0- 1	0- 1	AWAY	0- 1	0- 2	1- 2				
0- 0	0- 0	0- 0	NEUTRAL	0- 0	0- 0	0- 0				
3- 11	0- 1	0- 1	NON-CONFERENCE	0- 0	0- 3	3- 6				
2- 5	0- 0	0- 0	HOME	0- 0	0- 1	2- 4				
1- 6	0- 1	0- 1	AWAY	0- 0	0- 2	1- 2				
0- 0	0- 0	0- 0	NEUTRAL	0- 0	0- 0	0- 0				
0- 2	0- 0	0- 0	CONFERENCE	0- 2	0- 0	0- 0				
0- 1	0- 0	0- 0	HOME	0- 1	0- 0	0- 0				
0- 1	0- 0	0- 0	AWAY	0- 1	0- 0	0- 0				
0- 0	0- 0	0- 0	NEUTRAL	0- 0	0- 0	0- 0				

RPI 1-25				RPI 26-50				RPI 51-100				RPI 101+ Team's RPI: 284			
RPI	S	Opponent	Score	RPI	S	Opponent	Score	RPI	S	Opponent	Score	RPI	S	Opponent	Score
15	A	Syracuse	47 88	46	A	DePaul	76 90	89	A	Harvard	59 77	101	H	Albany (NY)	59 81
								89	H	Harvard	63 73	135	A	American	54 77
												138	A	Holy Cross	59 84
												158	H	La Salle	43 54
												198	H	Providence	72 82
												205	A	Loyola Chicago	52 56
												216	A	Hartford	43 56
												239	H	New Hampshire	37 54
												243	H	Bryant	69 79
												278	H	Massachusetts	76 72
												320	A	NJIT	48 45
												327	H	Vermont	66 62
LAST 12 Division I GAMES:															
89	A	Harvard	59 77	205	A	Loyola Chicago	52 56								
320	A	NJIT	48 45	46	A	DePaul	76 90								
89	H	Harvard	63 73	243	H	Bryant	69 79								
216	A	Hartford	43 56	239	H	New Hampshire	37 54								
278	H	Massachusetts	76 72	101	H	Albany (NY)	59 81								
158	H	La Salle	43 54	135	A	American	54 77								

Non-Div I Games:

Dartmouth

■ Loss, 
■ Non-Conf, S Site, 
■ Home 
■ Away 
N Neutral

Average RPI Win:	291	WON-LOST	WINNING	LAST 10	STRENGTH OF	OPP. STRENGTH	TEAM	ADJ.	CONF.	ADJ CONF.
Average RPI Loss:	173	RECORD	PCT. RANK	GAMES	SCHEDULE	OF SCHEDULE	RPI	RPI	RPI	RPI
DIV. I ONLY	5- 13	287	2- 8	229	289	285	285	26	26	
DIV. I NON-CONF.	3- 7	259	1- 3	177	249	258	258	26	26	
TOTALS	RPI 1-25	RPI 26-50	W-L RECORDS	RPI 51-100	RPI 101-150	RPI 150+				
5- 13	0- 1	0- 0	OVERALL	0- 2	0- 2	5- 8				
3- 5	0- 0	0- 0	HOME	0- 1	0- 1	3- 3				
2- 8	0- 1	0- 0	AWAY	0- 1	0- 1	2- 5				
0- 0	0- 0	0- 0	NEUTRAL	0- 0	0- 0	0- 0				
3- 7	0- 1	0- 0	NON-CONFERENCE	0- 2	0- 0	3- 4				
2- 3	0- 0	0- 0	HOME	0- 1	0- 0	2- 2				
1- 4	0- 1	0- 0	AWAY	0- 1	0- 0	1- 2				
0- 0	0- 0	0- 0	NEUTRAL	0- 0	0- 0	0- 0				
2- 6	0- 0	0- 0	CONFERENCE	0- 0	0- 2	2- 4				
1- 2	0- 0	0- 0	HOME	0- 0	0- 1	1- 1				
1- 4	0- 0	0- 0	AWAY	0- 0	0- 1	1- 3				
0- 0	0- 0	0- 0	NEUTRAL	0- 0	0- 0	0- 0				

RPI 1-25			RPI 26-50			RPI 51-100			RPI 101+			Team's RPI: 285
RPI	S	Opponent	Score	RPI	S	Opponent	Score	RPI	S	Opponent	Score	
6	A	Tennessee	64 103					74	H	Florida	74 104	119 H Western Ky. 69 86
								92	A	Alabama	105 113	123 A Arkansas St. 65 74
												163 A Savannah St. 84 93
												178 A UALR 52 69
												201 H Jacksonville 67 82
												203 A Georgia St. 77 85
												209 H Florida A&M 100 88
												219 A Mercer 81 86
												277 A Texas St. 82 87
												286 H Evansville 94 86
												289 H La.-Monroe 72 83
												294 H La.-Lafayette 87 75
												307 H Tennessee St. 71 77
												326 A Alabama St. 77 67
												338 A Texas-Arlington 85 62
LAST 12 Division I GAMES:												
277	A	Texas St.	82 87	119	H	Western Ky.	69 86					
338	A	Texas-Arlington	85 62	203	A	Georgia St.	77 85					
294	H	La.-Lafayette	87 75	163	A	Savannah St.	84 93					
289	H	La.-Monroe	72 83	92	A	Alabama	105 113					
178	A	UALR	52 69	6	A	Tennessee	64 103					
123	A	Arkansas St.	65 74	286	H	Evansville	94 86					

Non-Div I Games: Ala.-Huntsville 118 103

Troy

Average RPI Win:	217	WON-LOST	WINNING	LAST 10	STRENGTH OF	OPP. STRENGTH	TEAM	ADJ.	CONF.	ADJ CONF.
Average RPI Loss:	217	RECORD	PCT. RANK	GAMES	SCHEDULE	OF SCHEDULE	RPI	RPI	RPI	RPI
DIV. I ONLY	7- 11	233	3- 7	310	255	286	286	18	18	
DIV. I NON-CONF.	5- 6	173	2- 3	276	300	238	238	17	17	
TOTALS	RPI 1-25	RPI 26-50	W-L RECORDS	RPI 51-100	RPI 101-150	RPI 150+				
7- 11	0- 0	0- 0	OVERALL	0- 1	1- 3	6- 7				
5- 4	0- 0	0- 0	HOME	0- 0	1- 1	4- 3				
2- 7	0- 0	0- 0	AWAY	0- 1	0- 2	2- 4				
0- 0	0- 0	0- 0	NEUTRAL	0- 0	0- 0	0- 0				
5- 6	0- 0	0- 0	NON-CONFERENCE	0- 1	1- 1	4- 4				
4- 1	0- 0	0- 0	HOME	0- 0	1- 0	3- 1				
1- 5	0- 0	0- 0	AWAY	0- 1	0- 1	1- 3				
0- 0	0- 0	0- 0	NEUTRAL	0- 0	0- 0	0- 0				
2- 5	0- 0	0- 0	CONFERENCE	0- 0	0- 2	2- 3				
1- 3	0- 0	0- 0	HOME	0- 0	0- 1	1- 2				
1- 2	0- 0	0- 0	AWAY	0- 0	0- 1	1- 1				
0- 0	0- 0	0- 0	NEUTRAL	0- 0	0- 0	0- 0				

RPI S	Opponent	Score	RPI S	Opponent	Score	RPI S	Opponent	Score	RPI S	Opponent	Score	Team's RPI: 286
						93	A UT Martin	77 93	105	H Indiana St.	46 67	
									120	A Missouri	43 78	
									142	H Ball St.	80 69	
									144	A UNI	56 64	
									190	H IPFW	80 67	
									193	H Toledo	90 80	
									205	H Loyola Chicago	75 57	
									212	H Illinois St.	54 78	
									230	A Austin Peay	65 50	
									238	A Drake	71 67	
									256	A San Jose St.	84 90	
									260	A Saint Louis	49 50	
									273	H Bradley	76 77	
									285	A Troy	86 94	
									299	H Murray St.	50 62	
									322	H Eastern Ill.	81 46	
									335	A Southern Ill.	57 66	
LAST 12 Division I GAMES:												
335	A	Southern Ill.	57	66	205	H	Loyola Chicago	75	57			
212	H	Illinois St.	54	78	193	H	Toledo	90	80			
105	H	Indiana St.	46	67	260	A	Saint Louis	49	50			
238	A	Drake	71	67	285	A	Troy	86	94			
144	A	UNI	56	64	190	H	IPFW	80	67			
273	H	Bradley	76	77	93	A	UT Martin	77	93			

Non-Div I Games:

Average RPI Win: <b>270</b>	WON-LOST	WINNING	LAST 10	STRENGTH OF	OPP. STRENGTH	TEAM	ADJ.	CONF.	ADJ CONF.
Average RPI Loss: <b>172</b>	RECORD	PCT. RANK	GAMES	SCHEDULE	OF SCHEDULE	RPI	RPI	RPI	RPI
DIV. I ONLY	3- 15	324	2- 8	113	318	287	287	27	27
DIV. I NON-CONF.	1- 10	331	0- 5	55	312	259	259	27	27
TOTALS	RPI 1-25	RPI 26-50	W-L RECORDS	RPI 51-100	RPI 101-150	RPI 150+			
3- 15	0- 1	0- 1	OVERALL	0- 1	0- 3	3- 9			
2- 6	0- 1	0- 0	HOME	0- 0	0- 2	2- 3			
1- 8	0- 0	0- 1	AWAY	0- 1	0- 1	1- 5			
0- 1	0- 0	0- 0	NEUTRAL	0- 0	0- 0	0- 1			
1- 10	0- 1	0- 1	NON-CONFERENCE	0- 1	0- 3	1- 4			
0- 4	0- 1	0- 0	HOME	0- 0	0- 2	0- 1			
1- 5	0- 0	0- 1	AWAY	0- 1	0- 1	1- 2			
0- 1	0- 0	0- 0	NEUTRAL	0- 0	0- 0	0- 1			
2- 5	0- 0	0- 0	CONFERENCE	0- 0	0- 0	2- 5			
2- 2	0- 0	0- 0	HOME	0- 0	0- 0	2- 2			
0- 3	0- 0	0- 0	AWAY	0- 0	0- 0	0- 3			
0- 0	0- 0	0- 0	NEUTRAL	0- 0	0- 0	0- 0			

RPI	S	Opponent	Score	RPI	S	Opponent	Score	RPI	S	Opponent	Score	RPI	S	Opponent	Score	Team's RPI: 287
20	H	Kentucky	57 <b>96</b>	48	A	Rutgers	53 <b>83</b>	62	A	Iona	59 <b>74</b>	107	A	Seton Hall	61 <b>86</b>	
												117	H	VCU	61 <b>87</b>	
												118	H	Pittsburgh	55 <b>69</b>	
												169	A	Stony Brook	51 <b>70</b>	
												171	A	Sacred Heart	46 <b>63</b>	
												171	H	Sacred Heart	79 70	
												172	N	Eastern Mich.	56 <b>69</b>	
												183	A	Mt. St. Mary's	78 <b>89</b>	
												243	H	Bryant	63 <b>80</b>	
												248	H	Central Conn. St.	71 <b>80</b>	
												268	A	Robert Morris	63 <b>74</b>	
												317	A	Monmouth	70 57	
												320	A	NJIT	52 <b>58</b>	
												323	H	LIU Brooklyn	71 65	
												327	H	Vermont	70 <b>80</b>	
LAST 12 Division I GAMES:																
171	A	Sacred Heart	46 <b>63</b>	323	H	LIU Brooklyn	71 65									
268	A	Robert Morris	63 <b>74</b>	320	A	NJIT	52 <b>58</b>									
183	A	Mt. St. Mary's	78 <b>89</b>	169	A	Stony Brook	51 <b>70</b>									
171	H	Sacred Heart	79 70	172	N	Eastern Mich.	56 <b>69</b>									
248	H	Central Conn. St.	71 <b>80</b>	48	A	Rutgers	53 <b>83</b>									
243	H	Bryant	63 <b>80</b>	118	H	Pittsburgh	55 <b>69</b>									

Non-Div I Games:

Wagner

■ Loss, 
 ■ Non-Conf, 
 ■ S Site, 
 ■ H Home 
 ■ A Away 
 N Neutral

Season Standings				Through Games of Jan. 10, 1911						
Average RPI Win:	244	WON-LOST	WINNING	LAST 10	STRENGTH OF	OPP. STRENGTH	TEAM	ADJ.	CONF.	ADJ CONF.
Average RPI Loss:	176	RECORD	PCT. RANK	GAMES	SCHEDULE	OF SCHEDULE	RPI	RPI	RPI	RPI
DIV. I ONLY	5- 11	275	5- 5	230	279	288	288	26	26	
DIV. I NON-CONF.	1- 8	318	1- 3	224	221	330	330	26	26	
TOTALS	RPI 1-25		RPI 26-50	W-L RECORDS		RPI 51-100	RPI 101-150		RPI 150+	
5- 11	0- 0		0- 0	OVERALL		0- 2	1- 4		4- 5	
4- 4	0- 0		0- 0	HOME		0- 0	1- 1		3- 3	
1- 6	0- 0		0- 0	AWAY		0- 2	0- 3		1- 1	
0- 1	0- 0		0- 0	NEUTRAL		0- 0	0- 0		0- 1	
1- 8	0- 0		0- 0	NON-CONFERENCE		0- 2	0- 3		1- 3	
1- 3	0- 0		0- 0	HOME		0- 0	0- 1		1- 2	
0- 4	0- 0		0- 0	AWAY		0- 2	0- 2		0- 0	
0- 1	0- 0		0- 0	NEUTRAL		0- 0	0- 0		0- 1	
4- 3	0- 0		0- 0	CONFERENCE		0- 0	1- 1		3- 2	
3- 1	0- 0		0- 0	HOME		0- 0	1- 0		2- 1	
1- 2	0- 0		0- 0	AWAY		0- 0	0- 1		1- 1	
0- 0	0- 0		0- 0	NEUTRAL		0- 0	0- 0		0- 0	

RPI 1-25				RPI 26-50				RPI 51-100				RPI 101+				Team's RPI: 288	
RPI	S	Opponent	Score	RPI	S	Opponent	Score	RPI	S	Opponent	Score	RPI	S	Opponent	Score		
								55	A	Colorado	61 94	105	A	Indiana St.	40 53		
								87	A	Southern Miss.	68 93	119	H	Western Ky.	74 65		
												123	A	Arkansas St.	60 73		
												127	A	Wake Forest	66 92		
												137	H	Ole Miss	56 72		
												178	A	UALR	42 61		
												203	H	Georgia St.	65 57		
												224	H	Nicholls St.	60 68		
												269	H	Tennessee Tech	66 58		
												289	H	La.-Monroe	72 70		
												294	H	La.-Lafayette	60 65		
												302	H	Houston Baptist	51 54		
												306	N	Samford	49 70		
												338	A	Texas-Arlington	73 72		
LAST 12 Division I GAMES:																	
				338	A	Texas-Arlington	73 72	119	H	Western Ky.	74 65						
				289	H	La.-Monroe	72 70	127	A	Wake Forest	66 92						
				294	H	La.-Lafayette	60 65	137	H	Ole Miss	56 72						
				123	A	Arkansas St.	60 73	269	H	Tennessee Tech	66 58						
				178	A	UALR	42 61	306	N	Samford	49 70						
				203	H	Georgia St.	65 57	55	A	Colorado	61 94						

Non-Div I Games:	Spring Hill	66	42
------------------	-------------	----	----

South Ala.

Loss, Non-Conf, S Site, H Home A Away N Neutral



Average RPI Win:	278	WON-LOST	WINNING	LAST 10	STRENGTH OF	OPP. STRENGTH	TEAM	ADJ.	CONF.	ADJ CONF.
Average RPI Loss:	168	RECORD	PCT. RANK	GAMES	SCHEDULE	OF SCHEDULE	RPI	RPI	RPI	RPI
DIV. I ONLY	6- 12	255	3- 7	272	233	289	289	26	26	
DIV. I NON-CONF.	3- 8	268	1- 4	209	163	290	290	26	26	
TOTALS	RPI 1-25	RPI 26-50	W-L RECORDS	RPI 51-100	RPI 101-150	RPI 150+				
6- 12	0- 0	0- 1	OVERALL	0- 1	0- 5	6- 5				
4- 4	0- 0	0- 0	HOME	0- 0	0- 2	4- 2				
2- 5	0- 0	0- 0	AWAY	0- 1	0- 1	2- 3				
0- 3	0- 0	0- 1	NEUTRAL	0- 0	0- 2	0- 0				
3- 8	0- 0	0- 1	NON-CONFERENCE	0- 1	0- 4	3- 2				
3- 1	0- 0	0- 0	HOME	0- 0	0- 1	3- 0				
0- 4	0- 0	0- 0	AWAY	0- 1	0- 1	0- 2				
0- 3	0- 0	0- 1	NEUTRAL	0- 0	0- 2	0- 0				
3- 4	0- 0	0- 0	CONFERENCE	0- 0	0- 1	3- 3				
1- 3	0- 0	0- 0	HOME	0- 0	0- 1	1- 2				
2- 1	0- 0	0- 0	AWAY	0- 0	0- 0	2- 1				
0- 0	0- 0	0- 0	NEUTRAL	0- 0	0- 0	0- 0				

RPI 1-25			RPI 26-50			RPI 51-100			RPI 101+ Team's RPI: 289		
RPI	S	Opponent	Score	RPI	S	Opponent	Score	RPI	S	Opponent	Score
				46	N	DePaul	57 79	86	A	TCU	47 86
								118	N	Pittsburgh	61 76
								119	H	Western Ky.	73 77
								128	N	Washington	77 81
								137	A	Ole Miss	72 78
								139	H	Grand Canyon	72 82
								203	H	Georgia St.	66 77
								213	H	Stephen F. Austin	85 83
								228	A	McNeese St.	63 78
								231	A	Central Ark.	56 63
								232	H	Southeastern La.	87 77
								277	H	Texas St.	78 52
								285	A	Troy	83 72
								288	A	South Ala.	70 72
								294	H	La.-Lafayette	49 68
								324	H	Alcorn	92 54
								338	A	Texas-Arlington	84 67
LAST 12 Division I GAMES:											
203	H	Georgia St.	66 77	294	H	La.-Lafayette	49 68				
119	H	Western Ky.	73 77	46	N	DePaul	57 79				
288	A	South Ala.	70 72	118	N	Pittsburgh	61 76				
285	A	Troy	83 72	128	N	Washington	77 81				
277	H	Texas St.	78 52	324	H	Alcorn	92 54				
338	A	Texas-Arlington	84 67	139	H	Grand Canyon	72 82				

Non-Div I Games: Louisiana Col. 92 52

La.-Monroe

Average RPI Win:	202	WON-LOST	WINNING	LAST 10	STRENGTH OF	OPP. STRENGTH	TEAM	ADJ.	CONF.	ADJ CONF.
Average RPI Loss:	174	RECORD	PCT. RANK	GAMES	SCHEDULE	OF SCHEDULE	RPI	RPI	RPI	RPI
DIV. I ONLY	3- 15	324	1- 8	153	311	290	290	21	21	
DIV. I NON-CONF.	2- 11	314	0- 6	160	313	295	295	20	20	
TOTALS	RPI 1-25	RPI 26-50	W-L RECORDS	RPI 51-100	RPI 101-150	RPI 150+				
3- 15	0- 0	0- 1	OVERALL	0- 3	0- 4	3- 7				
0- 6	0- 0	0- 1	HOME	0- 1	0- 2	0- 2				
1- 7	0- 0	0- 0	AWAY	0- 2	0- 1	1- 4				
2- 2	0- 0	0- 0	NEUTRAL	0- 0	0- 1	2- 1				
2- 11	0- 0	0- 0	NON-CONFERENCE	0- 3	0- 3	2- 5				
0- 3	0- 0	0- 0	HOME	0- 1	0- 1	0- 1				
0- 6	0- 0	0- 0	AWAY	0- 2	0- 1	0- 3				
2- 2	0- 0	0- 0	NEUTRAL	0- 0	0- 1	2- 1				
1- 4	0- 0	0- 1	CONFERENCE	0- 0	0- 1	1- 2				
0- 3	0- 0	0- 1	HOME	0- 0	0- 1	0- 1				
1- 1	0- 0	0- 0	AWAY	0- 0	0- 0	1- 1				
0- 0	0- 0	0- 0	NEUTRAL	0- 0	0- 0	0- 0				

RPI 1-25				RPI 26-50				RPI 51-100				RPI 101+				Team's RPI: 290	
RPI	S	Opponent	Score	RPI	S	Opponent	Score	RPI	S	Opponent	Score	RPI	S	Opponent	Score		
				47	H	South Dakota St.	53 73	88	H	Mississippi St.	62 72	113	H	IUPUI	46 71		
								89	A	Harvard	56 84	144	H	UNI	82 86		
								95	A	North Dakota	83 88	145	A	UTSA	68 79		
												149	N	Wyoming	69 72		
												160	N	Montana	70 53		
												164	H	Northern Colo.	70 74		
												177	N	UC Irvine	64 61		
												190	H	IPFW	89 98		
												199	N	Northwestern St.	50 57		
												250	A	Maine	59 64		
												263	A	Milwaukee	64 76		
												270	A	Western Ill.	83 77		
												336	A	Neb. Omaha	48 66		
												339	A	Air Force	63 82		
LAST 12 Division I GAMES:																	
				47	H	South Dakota St.	53 73	199	N	Northwestern St.	50 57						
				270	A	Western Ill.	83 77	145	A	UTSA	68 79						
				336	A	Neb. Omaha	48 66	88	H	Mississippi St.	62 72						
				113	H	IUPUI	46 71	95	A	North Dakota	83 88						
				190	H	IPFW	89 98	149	N	Wyoming	69 72						
				164	H	Northern Colo.	70 74	339	A	Air Force	63 82						

Non-Div I Games: Valley City St. 83 61 Mayville St. 112 62

North Dakota St.

Loss, Non-Conf, S Site, H Home A Away N Neutral

Average RPI Win:	278	WON-LOST	WINNING	LAST 10	STRENGTH OF	OPP. STRENGTH	TEAM	ADJ.	CONF.	ADJ CONF.
Average RPI Loss:	144	RECORD	PCT. RANK	GAMES	SCHEDULE	OF SCHEDULE	RPI	RPI	RPI	RPI
DIV. I ONLY	4- 13	305	3- 7	197	203	291	291	12	12	
DIV. I NON-CONF.	3- 9	278	3- 4	178	253	279	279	10	10	
TOTALS	RPI 1-25	RPI 26-50	W-L RECORDS	RPI 51-100	RPI 101-150	RPI 150+				
4- 13	0- 0	0- 1	OVERALL	0- 3	0- 4	4- 5				
2- 6	0- 0	0- 0	HOME	0- 2	0- 1	2- 3				
0- 6	0- 0	0- 1	AWAY	0- 1	0- 2	0- 2				
2- 1	0- 0	0- 0	NEUTRAL	0- 0	0- 1	2- 0				
3- 9	0- 0	0- 1	NON-CONFERENCE	0- 2	0- 2	3- 4				
1- 4	0- 0	0- 0	HOME	0- 1	0- 0	1- 3				
0- 4	0- 0	0- 1	AWAY	0- 1	0- 1	0- 1				
2- 1	0- 0	0- 0	NEUTRAL	0- 0	0- 1	2- 0				
1- 4	0- 0	0- 0	CONFERENCE	0- 1	0- 2	1- 1				
1- 2	0- 0	0- 0	HOME	0- 1	0- 1	1- 0				
0- 2	0- 0	0- 0	AWAY	0- 0	0- 1	0- 1				
0- 0	0- 0	0- 0	NEUTRAL	0- 0	0- 0	0- 0				

RPI 1-25			RPI 26-50			RPI 51-100			RPI 101+			Team's RPI: 291
RPI	S	Opponent	Score	RPI	S	Opponent	Score	RPI	S	Opponent	Score	
				37	A	Iowa St.	65 85	77	A	East Carolina	57 69	102 N Green Bay 44 90
								81	H	Drexel	49 89	122 A Winthrop 71 84
								90	H	N.C. A&T	58 60	134 A Col. of Charleston 65 101
												136 H Delaware 39 57
												158 H La Salle 59 73
												168 H Old Dominion 49 60
												180 H High Point 60 61
												233 H Towson 69 60
												260 N Saint Louis 66 56
												276 A UNC Wilmington 59 60
												278 N Massachusetts 96 88
												314 A Longwood 52 59
												342 H Radford 67 53
LAST 12 Division I GAMES:												
233	H	Towson	69 60	37	A	Iowa St.	65 85					
276	A	UNC Wilmington	59 60	260	N	Saint Louis	66 56					
81	H	Drexel	49 89	168	H	Old Dominion	49 60					
134	A	Col. of Charleston	65 101	342	H	Radford	67 53					
136	H	Delaware	39 57	158	H	La Salle	59 73					
90	H	N.C. A&T	58 60	278	N	Massachusetts	96 88					

Non-Div I Games:

William &amp; Mary

Average RPI Win:	292	WON-LOST	WINNING	LAST 10	STRENGTH OF	OPP. STRENGTH	TEAM	ADJ.	CONF.	ADJ CONF.
Average RPI Loss:	161	RECORD	PCT. RANK	GAMES	SCHEDULE	OF SCHEDULE	RPI	RPI	RPI	RPI
DIV. I ONLY	4- 15	313	3- 7	212	252	292	292	17	17	
DIV. I NON-CONF.	1- 8	318	0- 2	197	304	310	310	16	16	
TOTALS	RPI 1-25	RPI 26-50	W-L RECORDS	RPI 51-100	RPI 101-150	RPI 150+				
4- 15	0- 0	0- 1	OVERALL	0- 4	0- 3	4- 7				
2- 7	0- 0	0- 0	HOME	0- 1	0- 2	2- 4				
2- 8	0- 0	0- 1	AWAY	0- 3	0- 1	2- 3				
0- 0	0- 0	0- 0	NEUTRAL	0- 0	0- 0	0- 0				
1- 8	0- 0	0- 0	NON-CONFERENCE	0- 2	0- 2	1- 4				
0- 4	0- 0	0- 0	HOME	0- 1	0- 1	0- 2				
1- 4	0- 0	0- 0	AWAY	0- 1	0- 1	1- 2				
0- 0	0- 0	0- 0	NEUTRAL	0- 0	0- 0	0- 0				
3- 7	0- 0	0- 1	CONFERENCE	0- 2	0- 1	3- 3				
2- 3	0- 0	0- 0	HOME	0- 0	0- 1	2- 2				
1- 4	0- 0	0- 1	AWAY	0- 2	0- 0	1- 1				
0- 0	0- 0	0- 0	NEUTRAL	0- 0	0- 0	0- 0				

RPI S	Opponent	Score	RPI S	Opponent	Score	RPI S	Opponent	Score	RPI S	Opponent	Score	Team's RPI: 292
			50 A	Marist	46 70	60 H	Fordham	46 71	115 H	Fairfield	49 58	
						62 A	Iona	52 70	117 A	VCU	64 85	
						76 A	Quinnipiac	74 77	138 H	Holy Cross	58 74	
						91 A	Army	52 66	158 H	La Salle	62 72	
									215 A	Oakland	61 75	
									233 A	Towson	43 63	
									241 H	Canisius	72 56	
									253 H	Niagara	67 71	
									265 H	Siena	58 82	
									266 A	Rider	50 47	
									272 H	Delaware St.	69 80	
									317 A	Monmouth	70 75	
									317 H	Monmouth	65 59	
									343 A	Fairleigh Dickinson	73 63	
LAST 12 Division I GAMES:												
317 A	Monmouth	70 75	265 H	Siena	58 82							
253 H	Niagara	67 71	50 A	Marist	46 70							
62 A	Iona	52 70	317 H	Monmouth	65 59							
266 A	Rider	50 47	241 H	Canisius	72 56							
76 A	Quinnipiac	74 77	60 H	Fordham	46 71							
115 H	Fairfield	49 58	117 A	VCU	64 85							

Non-Div I Games:

Manhattan

Average RPI Win:	282	WON-LOST	WINNING	LAST 10	STRENGTH OF	OPP. STRENGTH	TEAM	ADJ.	CONF.	ADJ CONF.
Average RPI Loss:	167	RECORD	PCT. RANK	GAMES	SCHEDULE	OF SCHEDULE	RPI	RPI	RPI	RPI
DIV. I ONLY	5- 12	282	2- 8	286	237	293	293	16	16	
DIV. I NON-CONF.	3- 6	242	1- 3	345	265	324	324	18	18	
TOTALS	RPI 1-25	RPI 26-50	W-L RECORDS	RPI 51-100	RPI 101-150	RPI 150+				
5- 12	0- 0	0- 0	OVERALL	0- 4	0- 0	5- 8				
2- 6	0- 0	0- 0	HOME	0- 2	0- 0	2- 4				
3- 6	0- 0	0- 0	AWAY	0- 2	0- 0	3- 4				
0- 0	0- 0	0- 0	NEUTRAL	0- 0	0- 0	0- 0				
3- 6	0- 0	0- 0	NON-CONFERENCE	0- 2	0- 0	3- 4				
1- 2	0- 0	0- 0	HOME	0- 1	0- 0	1- 1				
2- 4	0- 0	0- 0	AWAY	0- 1	0- 0	2- 3				
0- 0	0- 0	0- 0	NEUTRAL	0- 0	0- 0	0- 0				
2- 6	0- 0	0- 0	CONFERENCE	0- 2	0- 0	2- 4				
1- 4	0- 0	0- 0	HOME	0- 1	0- 0	1- 3				
1- 2	0- 0	0- 0	AWAY	0- 1	0- 0	1- 1				
0- 0	0- 0	0- 0	NEUTRAL	0- 0	0- 0	0- 0				

RPI 1-25				RPI 26-50				RPI 51-100				RPI 101+				Team's RPI: 293	
RPI	S	Opponent	Score	RPI	S	Opponent	Score	RPI	S	Opponent	Score	RPI	S	Opponent	Score		
								64	A	UTEP	43	92	156	H	Montana St.	72	80
								84	H	Hawaii	66	74	160	H	Montana	67	87
								85	A	Sacramento St.	79	104	164	H	Northern Colo.	82	86
								95	H	North Dakota	83	91	166	H	Southern Utah	82	77
													188	A	Cal St. Northridge	52	64
													206	A	Eastern Wash.	68	92
													237	A	Loyola Marymount	58	79
													245	A	Pepperdine	51	74
													259	A	Portland St.	88	67
													304	A	UC Santa Barbara	79	56
													323	H	LIU Brooklyn	72	78
													338	H	Texas-Arlington	85	65
													341	A	Utah Valley	80	66
LAST 12 Division I GAMES:																	
				95	H	North Dakota	83	91	156	H	Montana St.	72	80				
				164	H	Northern Colo.	82	86	160	H	Montana	67	87				
				259	A	Portland St.	88	67	323	H	LIU Brooklyn	72	78				
				206	A	Eastern Wash.	68	92	245	A	Pepperdine	51	74				
				166	H	Southern Utah	82	77	188	A	Cal St. Northridge	52	64				
				85	A	Sacramento St.	79	104	338	H	Texas-Arlington	85	65				

Non-Div I Games:

Northern Ariz.

■ Loss, 
■ Non-Conf, 
■ S Site, 
■ H Home 
■ A Away 
N Neutral

## La.-Lafayette

Through Games Of Jan. 26, 2014

Average RPI Win:	305	WON-LOST	WINNING	LAST 10	STRENGTH OF	OPP. STRENGTH	TEAM	ADJ.	CONF.	ADJ CONF.
Average RPI Loss:	195	RECORD	PCT. RANK	GAMES	SCHEDULE	OF SCHEDULE	RPI	RPI	RPI	RPI
DIV. I ONLY	8- 8	156	6- 4	345	292	294	294	26	26	
DIV. I NON-CONF.	5- 4	131	3- 2	343	290	265	265	26	26	
TOTALS	RPI 1-25	RPI 26-50	W-L RECORDS	RPI 51-100	RPI 101-150	RPI 150+				
8- 8	0- 0	0- 0	OVERALL	0- 1	0- 1	8- 6				
4- 4	0- 0	0- 0	HOME	0- 0	0- 1	4- 3				
4- 4	0- 0	0- 0	AWAY	0- 1	0- 0	4- 3				
0- 0	0- 0	0- 0	NEUTRAL	0- 0	0- 0	0- 0				
5- 4	0- 0	0- 0	NON-CONFERENCE	0- 1	0- 0	5- 3				
3- 1	0- 0	0- 0	HOME	0- 0	0- 0	3- 1				
2- 3	0- 0	0- 0	AWAY	0- 1	0- 0	2- 2				
0- 0	0- 0	0- 0	NEUTRAL	0- 0	0- 0	0- 0				
3- 4	0- 0	0- 0	CONFERENCE	0- 0	0- 1	3- 3				
1- 3	0- 0	0- 0	HOME	0- 0	0- 1	1- 2				
2- 1	0- 0	0- 0	AWAY	0- 0	0- 0	2- 1				
0- 0	0- 0	0- 0	NEUTRAL	0- 0	0- 0	0- 0				

RPI 1-25				RPI 26-50				RPI 51-100				RPI 101+				Team's RPI: 294	
RPI	S	Opponent	Score	RPI	S	Opponent	Score	RPI	S	Opponent	Score	RPI	S	Opponent	Score		
								88	A	Mississippi St.	51	78	119	H	Western Ky.	63	68
												187	A	Sam Houston St.	73	83	
												189	H	Lamar	60	68	
												203	H	Georgia St.	67	72	
												208	A	Louisiana Tech	44	51	
												232	H	Southeastern La.	66	53	
												277	H	Texas St.	53	65	
												285	A	Troy	75	87	
												288	A	South Ala.	65	60	
												289	A	La.-Monroe	68	49	
												296	A	Jackson St.	81	64	
												324	H	Alcorn	63	50	
												336	H	Neb. Omaha	80	68	
												338	H	Texas-Arlington	66	64	
												340	A	New Orleans	71	42	
LAST 12 Division I GAMES:																	
				119	H	Western Ky.	63	68		289	A	La.-Monroe	68	49			
				203	H	Georgia St.	67	72		232	H	Southeastern La.	66	53			
				285	A	Troy	75	87		324	H	Alcorn	63	50			
				288	A	South Ala.	65	60		340	A	New Orleans	71	42			
				338	H	Texas-Arlington	66	64		208	A	Louisiana Tech	44	51			
				277	H	Texas St.	53	65		88	A	Mississippi St.	51	78			

Non-Div I Games: Xavier (LA) 62 54 Southern-N.O. 72 62

La.-Lafayette

Loss, Non-Conf, S Site, H Home A Away N Neutral

Average RPI Win:	307	WON-LOST	WINNING	LAST 10	STRENGTH OF	OPP. STRENGTH	TEAM	ADJ.	CONF.	ADJ CONF.
Average RPI Loss:	192	RECORD	PCT. RANK	GAMES	SCHEDULE	OF SCHEDULE	RPI	RPI	RPI	RPI
DIV. I ONLY	6- 10	243	3- 7	302	342	295	295	14	14	
DIV. I NON-CONF.	6- 8	193	4- 6	309	345	283	283	15	15	
TOTALS	RPI 1-25	RPI 26-50	W-L RECORDS	RPI 51-100	RPI 101-150	RPI 150+				
6- 10	0- 0	0- 0	OVERALL	0- 3	0- 1	6- 6				
3- 4	0- 0	0- 0	HOME	0- 0	0- 1	3- 3				
2- 4	0- 0	0- 0	AWAY	0- 2	0- 0	2- 2				
1- 2	0- 0	0- 0	NEUTRAL	0- 1	0- 0	1- 1				
6- 8	0- 0	0- 0	NON-CONFERENCE	0- 3	0- 1	6- 4				
3- 3	0- 0	0- 0	HOME	0- 0	0- 1	3- 2				
2- 3	0- 0	0- 0	AWAY	0- 2	0- 0	2- 1				
1- 2	0- 0	0- 0	NEUTRAL	0- 1	0- 0	1- 1				
0- 2	0- 0	0- 0	CONFERENCE	0- 0	0- 0	0- 2				
0- 1	0- 0	0- 0	HOME	0- 0	0- 0	0- 1				
0- 1	0- 0	0- 0	AWAY	0- 0	0- 0	0- 1				
0- 0	0- 0	0- 0	NEUTRAL	0- 0	0- 0	0- 0				

RPI 1-25			RPI 26-50			RPI 51-100			RPI 101+			Team's RPI: 295
RPI	S	Opponent	Score	RPI	S	Opponent	Score	RPI	S	Opponent	Score	
						53 A Navy	61 81	130 H Lafayette			69 70	
						91 A Army	65 67	204 A Yale			52 73	
						98 N Hampton	50 71	204 H Yale			53 70	
								239 H New Hampshire			74 77	
								243 A Bryant			66 61	
								250 H Maine			59 60	
								297 H Morgan St.			63 53	
								300 A Saint Peter's			64 52	
								320 A NJIT			43 48	
								326 N Alabama St.			81 82	
								327 H Vermont			61 51	
								328 H Rhode Island			66 56	
								346 N UMBC			92 53	
LAST 12 Division I GAMES:												
204 A Yale			52 73	98 N Hampton			50 71					
204 H Yale			53 70	297 H Morgan St.			63 53					
320 A NJIT			43 48	250 H Maine			59 60					
327 H Vermont			61 51	328 H Rhode Island			66 56					
239 H New Hampshire			74 77	346 N UMBC			92 53					
326 N Alabama St.			81 82	53 A Navy			61 81					

Non-Div I Games:

Brown

Average RPI Win:	325	WON-LOST	WINNING	LAST 10	STRENGTH OF	OPP. STRENGTH	TEAM	ADJ.	CONF.	ADJ CONF.
Average RPI Loss:	170	RECORD	PCT. RANK	GAMES	SCHEDULE	OF SCHEDULE	RPI	RPI	RPI	RPI
DIV. I ONLY	6- 11	248	5- 5	291	328	296	296	32	32	
DIV. I NON-CONF.	2- 8	295	1- 4	185	264	298	298	32	32	
TOTALS	RPI 1-25	RPI 26-50	W-L RECORDS	RPI 51-100	RPI 101-150	RPI 150+				
6- 11	0- 1	0- 0	OVERALL	0- 1	0- 3	6- 6				
5- 3	0- 0	0- 0	HOME	0- 0	0- 0	5- 3				
1- 8	0- 1	0- 0	AWAY	0- 1	0- 3	1- 3				
0- 0	0- 0	0- 0	NEUTRAL	0- 0	0- 0	0- 0				
2- 8	0- 1	0- 0	NON-CONFERENCE	0- 1	0- 3	2- 3				
2- 1	0- 0	0- 0	HOME	0- 0	0- 0	2- 1				
0- 7	0- 1	0- 0	AWAY	0- 1	0- 3	0- 2				
0- 0	0- 0	0- 0	NEUTRAL	0- 0	0- 0	0- 0				
4- 3	0- 0	0- 0	CONFERENCE	0- 0	0- 0	4- 3				
3- 2	0- 0	0- 0	HOME	0- 0	0- 0	3- 2				
1- 1	0- 0	0- 0	AWAY	0- 0	0- 0	1- 1				
0- 0	0- 0	0- 0	NEUTRAL	0- 0	0- 0	0- 0				

RPI 1-25				RPI 26-50			RPI 51-100			RPI 101+ Team's RPI: 296		
RPI	S	Opponent	Score	RPI	S	Opponent	Score	RPI	S	Opponent	Score	
5	A	LSU	45 72					88	A	Mississippi St.	42 81	
										109	A	George Washington 73 101
										119	A	Western Ky. 48 83
										131	A	Memphis 64 77
										175	A	Southern U. 59 69
										199	A	Northwestern St. 52 71
										207	H	Texas Southern 48 73
										257	H	Grambling 68 79
										282	A	Howard 63 83
										294	H	La.-Lafayette 64 81
										302	H	Houston Baptist 74 50
										312	H	Prairie View 83 82
										324	A	Alcorn 64 52
										326	H	Alabama St. 71 64
										340	H	New Orleans 72 50
										344	H	Alabama A&M 77 70
LAST 12 Division I GAMES:												
257	H	Grambling	68 79	344	H	Alabama A&M	77 70					
207	H	Texas Southern	48 73	5	A	LSU	45 72					
312	H	Prairie View	83 82	119	A	Western Ky.	48 83					
175	A	Southern U.	59 69	340	H	New Orleans	72 50					
324	A	Alcorn	64 52	199	A	Northwestern St.	52 71					
326	H	Alabama St.	71 64	294	H	La.-Lafayette	64 81					

Non-Div I Games:

Jackson St.



Average RPI Win: <b>233</b>	WON-LOST	WINNING	LAST 10	STRENGTH OF	OPP. STRENGTH	TEAM	ADJ.	CONF.	ADJ CONF.
Average RPI Loss: <b>171</b>	RECORD	PCT. RANK	GAMES	SCHEDULE	OF SCHEDULE	RPI	RPI	RPI	RPI
DIV. I ONLY	1- 15	338	1- 9	65	335	297	297	24	24
DIV. I NON-CONF.	1- 10	331	1- 6	46	282	266	266	25	25
TOTALS	RPI 1-25	RPI 26-50	W-L RECORDS	RPI 51-100	RPI 101-150	RPI 150+			
1- 15	0- 1	0- 0	OVERALL	0- 5	0- 2	1- 7			
1- 4	0- 0	0- 0	HOME	0- 1	0- 0	1- 3			
0- 9	0- 1	0- 0	AWAY	0- 4	0- 1	0- 3			
0- 2	0- 0	0- 0	NEUTRAL	0- 0	0- 1	0- 1			
1- 10	0- 1	0- 0	NON-CONFERENCE	0- 3	0- 2	1- 4			
1- 2	0- 0	0- 0	HOME	0- 1	0- 0	1- 1			
0- 6	0- 1	0- 0	AWAY	0- 2	0- 1	0- 2			
0- 2	0- 0	0- 0	NEUTRAL	0- 0	0- 1	0- 1			
0- 5	0- 0	0- 0	CONFERENCE	0- 2	0- 0	0- 3			
0- 2	0- 0	0- 0	HOME	0- 0	0- 0	0- 2			
0- 3	0- 0	0- 0	AWAY	0- 2	0- 0	0- 1			
0- 0	0- 0	0- 0	NEUTRAL	0- 0	0- 0	0- 0			

RPI 1-25				RPI 26-50				RPI 51-100				RPI 101+				Team's RPI: 297	
RPI	S	Opponent	Score	RPI	S	Opponent	Score	RPI	S	Opponent	Score	RPI	S	Opponent	Score		
16	A	North Carolina St.	52 94					65	H	Penn	51 85	109	A	George Washington	60 75		
								90	A	N.C. A&T	48 78	115	N	Fairfield	46 75		
								91	A	Army	48 73	169	A	Stony Brook	55 79		
								96	A	Miami (FL)	42 80	233	H	Towson	69 63		
								98	A	Hampton	45 99	234	H	Cornell	42 59		
												267	N	Western Caro.	56 82		
												282	H	Howard	66 71		
												295	A	Brown	53 63		
												303	A	Norfolk St.	52 61		
												331	H	South Carolina St.	53 80		
LAST 12 Division I GAMES:																	
90	A	N.C. A&T	48 78	282	H	Howard	66 71										
98	A	Hampton	45 99	267	N	Western Caro.	56 82										
303	A	Norfolk St.	52 61	96	A	Miami (FL)	42 80										
331	H	South Carolina St.	53 80	233	H	Towson	69 63										
65	H	Penn	51 85	109	A	George Washington	60 75										
234	H	Cornell	42 59	295	A	Brown	53 63										

Non-Div I Games: Wesley 90 55 Lincoln (PA) 86 **94**

Morgan St.

Loss, Non-Conf, S Site, H Home A Away N Neutral

Average RPI Win:	315	WON-LOST	WINNING	LAST 10	STRENGTH OF	OPP. STRENGTH	TEAM	ADJ.	CONF.	ADJ CONF.
Average RPI Loss:	161	RECORD	PCT. RANK	GAMES	SCHEDULE	OF SCHEDULE	RPI	RPI	RPI	RPI
DIV. I ONLY	4- 11	290	3- 6	200	301	297	297	10	10	
DIV. I NON-CONF.	4- 6	210	3- 2	222	335	281	281	12	12	
TOTALS	RPI 1-25	RPI 26-50	W-L RECORDS	RPI 51-100	RPI 101-150	RPI 150+				
4- 11	0- 1	0- 0	OVERALL	0- 2	0- 2	4- 6				
3- 7	0- 0	0- 0	HOME	0- 2	0- 2	3- 3				
1- 3	0- 0	0- 0	AWAY	0- 0	0- 0	1- 3				
0- 1	0- 1	0- 0	NEUTRAL	0- 0	0- 0	0- 0				
4- 6	0- 1	0- 0	NON-CONFERENCE	0- 1	0- 1	4- 3				
3- 4	0- 0	0- 0	HOME	0- 1	0- 1	3- 2				
1- 1	0- 0	0- 0	AWAY	0- 0	0- 0	1- 1				
0- 1	0- 1	0- 0	NEUTRAL	0- 0	0- 0	0- 0				
0- 5	0- 0	0- 0	CONFERENCE	0- 1	0- 1	0- 3				
0- 3	0- 0	0- 0	HOME	0- 1	0- 1	0- 1				
0- 2	0- 0	0- 0	AWAY	0- 0	0- 0	0- 2				
0- 0	0- 0	0- 0	NEUTRAL	0- 0	0- 0	0- 0				

RPI 1-25				RPI 26-50				RPI 51-100				RPI 101+ Team's RPI: 297			
RPI	S	Opponent	Score	RPI	S	Opponent	Score	RPI	S	Opponent	Score	RPI	S	Opponent	Score
24	N	West Virginia	51 82					53	H	Navy	68 72	105	H	Indiana St.	67 68
								99	H	Tulane	61 77	150	H	UAB	57 63
												161	H	Tulsa	62 80
												162	A	Rice	68 74
												240	A	North Texas	50 63
												244	H	Eastern Ky.	55 64
												264	H	Morehead St.	51 53
												268	A	Robert Morris	48 67
												272	H	Delaware St.	62 47
												320	A	NJIT	57 56
												334	H	Wofford	71 56
												335	H	Southern Ill.	82 59
LAST 12 Division I GAMES:															
161	H	Tulsa	62 80	53	H	Navy	68 72								
162	A	Rice	68 74	272	H	Delaware St.	62 47								
240	A	North Texas	50 63	334	H	Wofford	71 56								
150	H	UAB	57 63	24	N	West Virginia	51 82								
99	H	Tulane	61 77	244	H	Eastern Ky.	55 64								
320	A	NJIT	57 56	335	H	Southern Ill.	82 59								

Non-Div I Games: Bluefield Col. 63 41 West Va. Tech 86 42 Davis & Elkins 86 72

Marshall

Loss, Non-Conf, S Site, H Home A Away N Neutral

Average RPI Win:	290	WON-LOST	WINNING	LAST 10	STRENGTH OF	OPP. STRENGTH	TEAM	ADJ.	CONF.	ADJ CONF.
Average RPI Loss:	213	RECORD	PCT. RANK	GAMES	SCHEDULE	OF SCHEDULE	RPI	RPI	RPI	RPI
DIV. I ONLY	7- 11	233	2- 8	332	321	299	299	30	30	
DIV. I NON-CONF.	6- 5	136	2- 3	336	299	244	244	30	30	
TOTALS	RPI 1-25	RPI 26-50	W-L RECORDS	RPI 51-100	RPI 101-150	RPI 150+				
7- 11	0- 0	0- 0	OVERALL	0- 2	0- 2	7- 7				
4- 3	0- 0	0- 0	HOME	0- 1	0- 1	4- 1				
2- 8	0- 0	0- 0	AWAY	0- 1	0- 1	2- 6				
1- 0	0- 0	0- 0	NEUTRAL	0- 0	0- 0	1- 0				
6- 5	0- 0	0- 0	NON-CONFERENCE	0- 1	0- 2	6- 2				
3- 1	0- 0	0- 0	HOME	0- 0	0- 1	3- 0				
2- 4	0- 0	0- 0	AWAY	0- 1	0- 1	2- 2				
1- 0	0- 0	0- 0	NEUTRAL	0- 0	0- 0	1- 0				
1- 6	0- 0	0- 0	CONFERENCE	0- 1	0- 0	1- 5				
1- 2	0- 0	0- 0	HOME	0- 1	0- 0	1- 1				
0- 4	0- 0	0- 0	AWAY	0- 0	0- 0	0- 4				
0- 0	0- 0	0- 0	NEUTRAL	0- 0	0- 0	0- 0				

RPI S	Opponent	Score	RPI S	Opponent	Score	RPI S	Opponent	Score	RPI S	Opponent	Score	Team's RPI: 299
						73	A Stetson	72 103	110	H Wright St.	69 95	
						93	H UT Martin	87 88	119	A Western Ky.	63 86	
									176	A Xavier	66 70	
									230	H Austin Peay	76 68	
									242	A Belmont	57 67	
									244	A Eastern Ky.	72 86	
									260	H Saint Louis	83 64	
									274	N Bethune-Cookman	81 70	
									286	A Evansville	62 50	
									311	A SIU Edwardsville	67 71	
									313	H Jacksonville St.	76 78	
									318	A Lipscomb	86 79	
									321	H Kennesaw St.	72 66	
									322	A Eastern Ill.	74 80	
									340	H New Orleans	88 47	
									344	A Alabama A&M	62 69	
LAST 12 Division I GAMES:												
313	H Jacksonville St.	76 78	244	A Eastern Ky.	72 86							
322	A Eastern Ill.	74 80	274	N Bethune-Cookman	81 70							
311	A SIU Edwardsville	67 71	73	A Stetson	72 103							
242	A Belmont	57 67	344	A Alabama A&M	62 69							
230	H Austin Peay	76 68	340	H New Orleans	88 47							
93	H UT Martin	87 88	176	A Xavier	66 70							

Non-Div I Games: Robert Morris-S'fiel01 44

Murray St.

## Saint Peter's

Through Games Of Jan. 26, 2014

Average RPI Win:	304	WON-LOST	WINNING	LAST 10	STRENGTH OF	OPP. STRENGTH	TEAM	ADJ.	CONF.	ADJ CONF.
Average RPI Loss:	171	RECORD	PCT. RANK	GAMES	SCHEDULE	OF SCHEDULE	RPI	RPI	RPI	RPI
DIV. I ONLY	3- 16	331	2- 8	177	300	300	300	17	17	
DIV. I NON-CONF.	1- 8	318	1- 1	208	338	322	322	16	16	
TOTALS	RPI 1-25	RPI 26-50	W-L RECORDS	RPI 51-100	RPI 101-150	RPI 150+				
3- 16	0- 0	0- 1	OVERALL	0- 5	0- 0	3- 10				
1- 8	0- 0	0- 0	HOME	0- 3	0- 0	1- 5				
2- 8	0- 0	0- 1	AWAY	0- 2	0- 0	2- 5				
0- 0	0- 0	0- 0	NEUTRAL	0- 0	0- 0	0- 0				
1- 8	0- 0	0- 0	NON-CONFERENCE	0- 2	0- 0	1- 6				
0- 5	0- 0	0- 0	HOME	0- 1	0- 0	0- 4				
1- 3	0- 0	0- 0	AWAY	0- 1	0- 0	1- 2				
0- 0	0- 0	0- 0	NEUTRAL	0- 0	0- 0	0- 0				
2- 8	0- 0	0- 1	CONFERENCE	0- 3	0- 0	2- 4				
1- 3	0- 0	0- 0	HOME	0- 2	0- 0	1- 1				
1- 5	0- 0	0- 1	AWAY	0- 1	0- 0	1- 3				
0- 0	0- 0	0- 0	NEUTRAL	0- 0	0- 0	0- 0				



















































RPI 1-25				RPI 26-50				RPI 51-100				RPI 101+ Team's RPI: 300			
RPI	S	Opponent	Score	RPI	S	Opponent	Score	RPI	S	Opponent	Score	RPI	S	Opponent	Score
				50	A	Marist	42 71	53	H	Navy	51 70	169	H	Stony Brook	47 77
								62	A	Iona	54 66	171	H	Sacred Heart	73 76
								62	H	Iona	61 65	204	A	Yale	35 66
								76	H	Quinnipiac	40 71	210	A	Lehigh	54 75
								98	A	Hampton	37 64	241	A	Canisius	47 48
												253	A	Niagara	46 78
												253	H	Niagara	67 55
												254	H	Loyola Maryland	65 66
												266	A	Rider	40 68
												266	H	Rider	55 56
												295	H	Brown	52 64
												317	A	Monmouth	68 63
												343	A	Fairleigh Dickinson	62 56
LAST 12 Division I GAMES:															
				62	A	Iona	54 66	241	A	Canisius	47 48				
				50	A	Marist	42 71	253	A	Niagara	46 78				
				266	H	Rider	55 56	62	H	Iona	61 65				
				76	H	Quinnipiac	40 71	317	A	Monmouth	68 63				
				253	H	Niagara	67 55	204	A	Yale	35 66				
				266	A	Rider	40 68	343	A	Fairleigh Dickinson	62 56				

Non-Div I Games:

Saint Peter's





■ Loss, 
 ■ Non-Conf, 
 ■ S Site, 
 ■ H Home 
 ■ A Away 
 N Neutral

Average RPI Win:	<b>249</b>	WON-LOST	WINNING	LAST 10	STRENGTH OF	OPP. STRENGTH	TEAM	ADJ.	CONF.	ADJ CONF.
Average RPI Loss:	<b>173</b>	RECORD	PCT. RANK	GAMES	SCHEDULE	OF SCHEDULE	RPI	RPI	RPI	RPI
DIV. I ONLY	<b>5- 13</b>	<b>287</b>	<b>3- 7</b>	<b>236</b>	<b>269</b>	<b>301</b>	<b>301</b>	<b>29</b>	<b>29</b>	
DIV. I NON-CONF.	<b>2- 10</b>	<b>306</b>	<b>0- 6</b>	<b>215</b>	<b>231</b>	<b>317</b>	<b>317</b>	<b>28</b>	<b>28</b>	
TOTALS	RPI 1-25	RPI 26-50	W-L RECORDS	RPI 51-100	RPI 101-150	RPI 150+				
5- 13	0- 0	0- 0	OVERALL	0- 3	1- 2	4- 8				
5- 2	0- 0	0- 0	HOME	0- 1	1- 0	4- 1				
0- 10	0- 0	0- 0	AWAY	0- 2	0- 1	0- 6				
0- 1	0- 0	0- 0	NEUTRAL	0- 0	0- 0	0- 1				
2- 10	0- 0	0- 0	NON-CONFERENCE	0- 2	0- 2	2- 6				
2- 2	0- 0	0- 0	HOME	0- 1	0- 0	2- 1				
0- 7	0- 0	0- 0	AWAY	0- 1	0- 2	0- 4				
0- 1	0- 0	0- 0	NEUTRAL	0- 0	0- 0	0- 1				
3- 3	0- 0	0- 0	CONFERENCE	0- 1	1- 0	2- 2				
3- 0	0- 0	0- 0	HOME	0- 0	1- 0	2- 0				
0- 3	0- 0	0- 0	AWAY	0- 1	0- 0	0- 2				
0- 0	0- 0	0- 0	NEUTRAL	0- 0	0- 0	0- 0				

RPI 1-25			RPI 26-50			RPI 51-100			RPI 101+			Team's RPI: 301
RPI	S	Opponent	Score	RPI	S	Opponent	Score	RPI	S	Opponent	Score	
						64  UTEP	69  <b>94</b>	104  Cal Poly	64  <b>72</b>			
						64  UTEP	61  <b>80</b>	139  Grand Canyon	66	63		
						100  Idaho	51  <b>79</b>	145  UTSA	56	 <b>65</b>		
								177  UC Irvine	52	 <b>75</b>		
								194  Northern Ill.	77	73		
								199 N Northwestern St.	63	 <b>73</b>		
								202  Tex.-Pan American	61	 <b>66</b>		
								218  Cal St. Fullerton	52	 <b>63</b>		
								226  Seattle	51	 <b>61</b>		
								236  Boise St.	98	68		
								237  Loyola Marymount	64	 <b>81</b>		
								246  New Mexico	55	 <b>65</b>		
								263  Milwaukee	81	 <b>84</b>		
								330  UMKC	106	77		
								345  Chicago St.	82	61		
LAST 12 Division I GAMES:												
202	 <b>A</b>	Tex.-Pan American	61	 <b>66</b>	145	 <b>A</b>	UTSA	56	 <b>65</b>			
330	 <b>H</b>	UMKC	106	77	199	N	Northwestern St.	63	 <b>73</b>			
345	 <b>H</b>	Chicago St.	82	61	218	 <b>A</b>	Cal St. Fullerton	52	 <b>63</b>			
100	 <b>A</b>	Idaho	51	 <b>79</b>	177	 <b>A</b>	UC Irvine	52	 <b>75</b>			
226	 <b>A</b>	Seattle	51	 <b>61</b>	246	 <b>A</b>	New Mexico	55	 <b>65</b>			
139	 <b>H</b>	Grand Canyon	66	63	64	 <b>H</b>	UTEP	61	 <b>80</b>			

Non-Div I Games: Eastern N.M. 88 56

New Mexico St.

 Loss, 
  Non-Conf, S Site, 
  Home 
  Away 
 N Neutral

## Houston Baptist

Through Games Of Jan. 26, 2014

Average RPI Win:	259	WON-LOST	WINNING	LAST 10	STRENGTH OF	OPP. STRENGTH	TEAM	ADJ.	CONF.	ADJ CONF.
Average RPI Loss:	197	RECORD	PCT. RANK	GAMES	SCHEDULE	OF SCHEDULE	RPI	RPI	RPI	RPI
DIV. I ONLY	6- 12	255	3- 6	319	262	302	302	25	25	
DIV. I NON-CONF.	3- 6	242	0- 3	287	278	269	269	24	24	
TOTALS	RPI 1-25	RPI 26-50	W-L RECORDS	RPI 51-100	RPI 101-150	RPI 150+				
6- 12	0- 1	0- 0	OVERALL	0- 0	0- 1	6- 10				
4- 3	0- 0	0- 0	HOME	0- 0	0- 0	4- 3				
2- 9	0- 1	0- 0	AWAY	0- 0	0- 1	2- 7				
0- 0	0- 0	0- 0	NEUTRAL	0- 0	0- 0	0- 0				
3- 6	0- 1	0- 0	NON-CONFERENCE	0- 0	0- 1	3- 4				
2- 1	0- 0	0- 0	HOME	0- 0	0- 0	2- 1				
1- 5	0- 1	0- 0	AWAY	0- 0	0- 1	1- 3				
0- 0	0- 0	0- 0	NEUTRAL	0- 0	0- 0	0- 0				
3- 6	0- 0	0- 0	CONFERENCE	0- 0	0- 0	3- 6				
2- 2	0- 0	0- 0	HOME	0- 0	0- 0	2- 2				
1- 4	0- 0	0- 0	AWAY	0- 0	0- 0	1- 4				
0- 0	0- 0	0- 0	NEUTRAL	0- 0	0- 0	0- 0				

RPI 1-25				RPI 26-50				RPI 51-100				RPI 101+ Team's RPI: 302			
RPI	S	Opponent	Score	RPI	S	Opponent	Score	RPI	S	Opponent	Score	RPI	S	Opponent	Score
25	A	Baylor	57 100									147	A	UC Davis	58 63
												166	H	Southern Utah	88 77
												184	A	Bakersfield	61 81
												187	A	Sam Houston St.	68 85
												199	H	Northwestern St.	67 56
												202	H	Tex.-Pan American	74 76
												207	A	Texas Southern	70 82
												213	H	Stephen F. Austin	60 71
												214	A	Oral Roberts	73 85
												224	A	Nicholls St.	66 61
												228	A	McNeese St.	62 66
												231	A	Central Ark.	54 67
												232	H	Southeastern La.	84 85
												288	A	South Ala.	54 51
												296	A	Jackson St.	50 74
												338	H	Texas-Arlington	72 60
												340	H	New Orleans	66 54
LAST 12 Division I GAMES:															
232	H	Southeastern La.	84 85	231	A	Central Ark.	54 67								
340	H	New Orleans	66 54	214	A	Oral Roberts	73 85								
228	A	McNeese St.	62 66	147	A	UC Davis	58 63								
224	A	Nicholls St.	66 61	184	A	Bakersfield	61 81								
199	H	Northwestern St.	67 56	25	A	Baylor	57 100								
213	H	Stephen F. Austin	60 71	202	H	Tex.-Pan American	74 76								

Non-Div I Games: Huston-Tillotson 99 48

Houston Baptist

Loss, Non-Conf, S Site, H Home A Away N Neutral

Average RPI Win:	316	WON-LOST	WINNING	LAST 10	STRENGTH OF	OPP. STRENGTH	TEAM	ADJ.	CONF.	ADJ CONF.
Average RPI Loss:	163	RECORD	PCT. RANK	GAMES	SCHEDULE	OF SCHEDULE	RPI	RPI	RPI	RPI
DIV. I ONLY	8- 9	187	5- 4	344	233	303	303	24	24	
DIV. I NON-CONF.	3- 7	259	1- 3	311	283	318	318	25	25	
TOTALS	RPI 1-25	RPI 26-50	W-L RECORDS	RPI 51-100	RPI 101-150	RPI 150+				
8- 9	0- 0	0- 1	OVERALL	0- 2	0- 1	8- 5				
4- 4	0- 0	0- 0	HOME	0- 1	0- 0	4- 3				
3- 4	0- 0	0- 1	AWAY	0- 1	0- 1	3- 1				
1- 1	0- 0	0- 0	NEUTRAL	0- 0	0- 0	1- 1				
3- 7	0- 0	0- 1	NON-CONFERENCE	0- 2	0- 1	3- 3				
2- 2	0- 0	0- 0	HOME	0- 1	0- 0	2- 1				
0- 4	0- 0	0- 1	AWAY	0- 1	0- 1	0- 1				
1- 1	0- 0	0- 0	NEUTRAL	0- 0	0- 0	1- 1				
5- 2	0- 0	0- 0	CONFERENCE	0- 0	0- 0	5- 2				
2- 2	0- 0	0- 0	HOME	0- 0	0- 0	2- 2				
3- 0	0- 0	0- 0	AWAY	0- 0	0- 0	3- 0				
0- 0	0- 0	0- 0	NEUTRAL	0- 0	0- 0	0- 0				

RPI 1-25				RPI 26-50				RPI 51-100				RPI 101+				Team's RPI: 303	
RPI	S	Opponent	Score	RPI	S	Opponent	Score	RPI	S	Opponent	Score	RPI	S	Opponent	Score		
				45	A	James Madison	50 94	65	A	Penn	49 79	145	A	UTSA	63 72		
								77	H	East Carolina	61 81	179	H	Coppin St.	52 71		
												202	N	Tex.-Pan American	36 50		
												209	H	Florida A&M	62 83		
												264	A	Morehead St.	67 73		
												272	A	Delaware St.	57 48		
												274	H	Bethune-Cookman	74 61		
												283	H	UNC Greensboro	66 73		
												297	H	Morgan St.	61 52		
												331	A	South Carolina St.	59 54		
												333	A	UMES	73 66		
												334	H	Wofford	67 59		
												342	H	Radford	66 54		
												346	N	UMBC	56 43		
LAST 12 Division I GAMES:																	
				331	A	South Carolina St.	59 54	45	A	James Madison	50 94						
				179	H	Coppin St.	52 71	346	N	UMBC	56 43						
				297	H	Morgan St.	61 52	77	H	East Carolina	61 81						
				272	A	Delaware St.	57 48	274	H	Bethune-Cookman	74 61						
				333	A	UMES	73 66	209	H	Florida A&M	62 83						
				65	A	Penn	49 79	145	A	UTSA	63 72						

Non-Div I Games: Virginia-Lynchburg 116 40

Norfolk St.

Average RPI Win:	221	WON-LOST	WINNING	LAST 10	STRENGTH OF	OPP. STRENGTH	TEAM	ADJ.	CONF.	ADJ CONF.
Average RPI Loss:	174	RECORD	PCT. RANK	GAMES	SCHEDULE	OF SCHEDULE	RPI	RPI	RPI	RPI
DIV. I ONLY	5- 12	282	2- 8	289	147	304	304	15	15	
DIV. I NON-CONF.	4- 8	242	2- 5	285	165	285	285	14	14	
TOTALS	RPI 1-25	RPI 26-50	W-L RECORDS	RPI 51-100	RPI 101-150	RPI 150+				
5- 12	0- 0	0- 1	OVERALL	1- 0	0- 2	4- 9				
3- 7	0- 0	0- 0	HOME	1- 0	0- 0	2- 7				
2- 5	0- 0	0- 1	AWAY	0- 0	0- 2	2- 2				
0- 0	0- 0	0- 0	NEUTRAL	0- 0	0- 0	0- 0				
4- 8	0- 0	0- 1	NON-CONFERENCE	1- 0	0- 1	3- 6				
2- 5	0- 0	0- 0	HOME	1- 0	0- 0	1- 5				
2- 3	0- 0	0- 1	AWAY	0- 0	0- 1	2- 1				
0- 0	0- 0	0- 0	NEUTRAL	0- 0	0- 0	0- 0				
1- 4	0- 0	0- 0	CONFERENCE	0- 0	0- 1	1- 3				
1- 2	0- 0	0- 0	HOME	0- 0	0- 0	1- 2				
0- 2	0- 0	0- 0	AWAY	0- 0	0- 1	0- 1				
0- 0	0- 0	0- 0	NEUTRAL	0- 0	0- 0	0- 0				

RPI S	Opponent	Score	RPI S	Opponent	Score	RPI S	Opponent	Score	RPI S	Opponent	Score	Team's RPI: 304
35	A St. Mary's (CA)	79 89	98	H Hampton	66 62	104	A Cal Poly	70 88	116	A Kansas St.	64 73	
						154	A Utah	57 66	157	A Long Beach St.	53 72	
						170	H San Diego St.	67 71	181	H Nevada	66 77	
						188	H Cal St. Northridge	46 64	218	H Cal St. Fullerton	62 67	
						223	H Utah St.	70 81	226	H Seattle	78 75	
						245	A Pepperdine	77 69	249	H Arizona	49 51	
						255	A Santa Clara	67 62	279	H UC Riverside	74 61	
						293	H Northern Ariz.	56 79				
LAST 12 Division I GAMES:												
218	H Cal St. Fullerton	62 67	226	H Seattle	78 75							
279	H UC Riverside	74 61	181	H Nevada	66 77							
188	H Cal St. Northridge	46 64	223	H Utah St.	70 81							
157	A Long Beach St.	53 72	116	A Kansas St.	64 73							
104	A Cal Poly	70 88	293	H Northern Ariz.	56 79							
154	A Utah	57 66	245	A Pepperdine	77 69							

Non-Div I Games: Occidental 76 54

UC Santa Barbara

■ Loss, 
 ■ Non-Conf, 
 ■ S Site, 
 ■ H Home 
 ■ A Away 
 N Neutral



## Ga. Southern

Through Games Of Jan. 26, 2014

Average RPI Win:	287	WON-LOST	WINNING	LAST 10	STRENGTH OF	OPP. STRENGTH	TEAM	ADJ.	CONF.	ADJ CONF.
Average RPI Loss:	189	RECORD	PCT. RANK	GAMES	SCHEDULE	OF SCHEDULE	RPI	RPI	RPI	RPI
DIV. I ONLY	6- 13	263	4- 6	306	296	305	305	23	23	
DIV. I NON-CONF.	2- 9	299	1- 3	313	327	332	332	21	21	
TOTALS	RPI 1-25	RPI 26-50	W-L RECORDS	RPI 51-100	RPI 101-150	RPI 150+				
6- 13	0- 1	0- 0	OVERALL	0- 2	0- 1	6- 9				
3- 5	0- 0	0- 0	HOME	0- 0	0- 1	3- 4				
3- 6	0- 1	0- 0	AWAY	0- 2	0- 0	3- 3				
0- 2	0- 0	0- 0	NEUTRAL	0- 0	0- 0	0- 2				
2- 9	0- 1	0- 0	NON-CONFERENCE	0- 1	0- 0	2- 7				
1- 2	0- 0	0- 0	HOME	0- 0	0- 0	1- 2				
1- 5	0- 1	0- 0	AWAY	0- 1	0- 0	1- 3				
0- 2	0- 0	0- 0	NEUTRAL	0- 0	0- 0	0- 2				
4- 4	0- 0	0- 0	CONFERENCE	0- 1	0- 1	4- 2				
2- 3	0- 0	0- 0	HOME	0- 0	0- 1	2- 2				
2- 1	0- 0	0- 0	AWAY	0- 1	0- 0	2- 0				
0- 0	0- 0	0- 0	NEUTRAL	0- 0	0- 0	0- 0				

RPI 1-25				RPI 26-50				RPI 51-100				RPI 101+ Team's RPI: 305			
RPI	S	Opponent	Score	RPI	S	Opponent	Score	RPI	S	Opponent	Score	RPI	S	Opponent	Score
20	A	Kentucky	38 103					56	A	Chattanooga	60 69	146	H	Furman	62 67
								69	A	Auburn	59 69	159	H	Davidson	66 79
												173	A	Fla. Atlantic	58 82
												174	H	Elon	49 68
												188	H	Cal St. Northridge	58 70
												201	A	Jacksonville	58 79
												219	A	Mercer	61 54
												267	A	Western Caro.	63 56
												281	H	George Mason	64 85
												283	H	UNC Greensboro	74 71
												306	A	Samford	64 61
												313	H	Jacksonville St.	63 50
												322	N	Eastern Ill.	50 57
												329	A	North Florida	47 56
												334	H	Wofford	79 70
												337	N	Detroit	79 82
LAST 12 Division I GAMES:															
267	A	Western Caro.	63 56	281	H	George Mason	64 85								
159	H	Davidson	66 79	329	A	North Florida	47 56								
174	H	Elon	49 68	322	N	Eastern Ill.	50 57								
283	H	UNC Greensboro	74 71	334	H	Wofford	79 70								
306	A	Samford	64 61	146	H	Furman	62 67								
56	A	Chattanooga	60 69	219	A	Mercer	61 54								

Non-Div I Games:

Ga. Southern

■ Loss, 
 ■ Non-Conf, S Site, 
 ■ Home 
 ■ Away 
 N Neutral

Average RPI Win:	236	WON-LOST	WINNING	LAST 10	STRENGTH OF	OPP. STRENGTH	TEAM	ADJ.	CONF.	ADJ CONF.
Average RPI Loss:	207	RECORD	PCT. RANK	GAMES	SCHEDULE	OF SCHEDULE	RPI	RPI	RPI	RPI
DIV. I ONLY	5- 14	293	2- 8	294	267	306	306	23	23	
DIV. I NON-CONF.	2- 8	295	0- 3	281	280	302	302	21	21	
TOTALS	RPI 1-25	RPI 26-50	W-L RECORDS	RPI 51-100	RPI 101-150	RPI 150+				
5- 14	0- 0	0- 1	OVERALL	0- 1	2- 1	3- 11				
2- 4	0- 0	0- 0	HOME	0- 0	1- 0	1- 4				
2- 9	0- 0	0- 1	AWAY	0- 1	1- 1	1- 6				
1- 1	0- 0	0- 0	NEUTRAL	0- 0	0- 0	1- 1				
2- 8	0- 0	0- 1	NON-CONFERENCE	0- 0	1- 1	1- 6				
0- 2	0- 0	0- 0	HOME	0- 0	0- 0	0- 2				
1- 5	0- 0	0- 1	AWAY	0- 0	1- 1	0- 3				
1- 1	0- 0	0- 0	NEUTRAL	0- 0	0- 0	1- 1				
3- 6	0- 0	0- 0	CONFERENCE	0- 1	1- 0	2- 5				
2- 2	0- 0	0- 0	HOME	0- 0	1- 0	1- 2				
1- 4	0- 0	0- 0	AWAY	0- 1	0- 0	1- 3				
0- 0	0- 0	0- 0	NEUTRAL	0- 0	0- 0	0- 0				

RPI 1-25			RPI 26-50			RPI 51-100			RPI 101+			Team's RPI: 306
RPI	S	Opponent	Score	RPI	S	Opponent	Score	RPI	S	Opponent	Score	
				42	A	Oklahoma	35 66	56	A	Chattanooga	50 63	
										131	A	Memphis 62 60
										146	H	Furman 59 58
										150	A	UAB 50 83
										154	A	Utah 49 69
										159	H	Davidson 68 83
										162	N	Rice 52 57
										174	A	Elon 61 71
										219	H	Mercer 52 56
										247	A	Appalachian St. 47 61
										267	A	Western Caro. 50 54
										283	A	UNC Greensboro 65 52
										288	N	South Ala. 70 49
										305	H	Ga. Southern 61 64
										313	H	Jacksonville St. 54 60
										326	A	Alabama St. 40 44
										329	A	North Florida 44 62
										334	H	Wofford 64 52
LAST 12 Division I GAMES:												
				56	A	Chattanooga	50 63	159	H	Davidson	68 83	
				334	H	Wofford	64 52	313	H	Jacksonville St.	54 60	
				146	H	Furman	59 58	42	A	Oklahoma	35 66	
				267	A	Western Caro.	50 54	154	A	Utah	49 69	
				247	A	Appalachian St.	47 61	283	A	UNC Greensboro	65 52	
				305	H	Ga. Southern	61 64	174	A	Elon	61 71	

Non-Div I Games: Talladega 49 50

Samford

Average RPI Win:	290	WON-LOST	WINNING	LAST 10	STRENGTH OF	OPP. STRENGTH	TEAM	ADJ.	CONF.	ADJ CONF.
Average RPI Loss:	208	RECORD	PCT. RANK	GAMES	SCHEDULE	OF SCHEDULE	RPI	RPI	RPI	RPI
DIV. I ONLY	6- 13	263	4- 6	325	272	307	307	30	30	
DIV. I NON-CONF.	2- 10	306	1- 3	312	182	311	311	30	30	
TOTALS	RPI 1-25	RPI 26-50	W-L RECORDS	RPI 51-100	RPI 101-150	RPI 150+				
6- 13	0- 1	0- 0	OVERALL	0- 1	0- 2	6- 9				
3- 3	0- 0	0- 0	HOME	0- 0	0- 0	3- 3				
3- 9	0- 1	0- 0	AWAY	0- 1	0- 2	3- 5				
0- 1	0- 0	0- 0	NEUTRAL	0- 0	0- 0	0- 1				
2- 10	0- 1	0- 0	NON-CONFERENCE	0- 1	0- 2	2- 6				
0- 2	0- 0	0- 0	HOME	0- 0	0- 0	0- 2				
2- 7	0- 1	0- 0	AWAY	0- 1	0- 2	2- 3				
0- 1	0- 0	0- 0	NEUTRAL	0- 0	0- 0	0- 1				
4- 3	0- 0	0- 0	CONFERENCE	0- 0	0- 0	4- 3				
3- 1	0- 0	0- 0	HOME	0- 0	0- 0	3- 1				
1- 2	0- 0	0- 0	AWAY	0- 0	0- 0	1- 2				
0- 0	0- 0	0- 0	NEUTRAL	0- 0	0- 0	0- 0				

RPI 1-25				RPI 26-50				RPI 51-100				RPI 101+ Team's RPI: 307			
RPI	S	Opponent	Score	RPI	S	Opponent	Score	RPI	S	Opponent	Score	RPI	S	Opponent	Score
6	A	Tennessee	43 94					74	A	Florida	56 86	116	A	Kansas St.	53 85
												137	A	Ole Miss	61 77
												158	N	La Salle	58 66
												201	A	Jacksonville	66 87
												209	A	Florida A&M	49 66
												242	H	Belmont	64 51
												262	H	A&M-Corpus Christi	74 76
												264	H	Morehead St.	87 70
												269	H	Tennessee Tech	68 77
												285	A	Troy	77 71
												308	A	Southeast Mo. St.	75 67
												313	A	Jacksonville St.	76 84
												313	H	Jacksonville St.	78 76
												318	H	Lipscomb	78 81
												321	A	Kennesaw St.	68 70
												322	A	Eastern Ill.	70 80
												329	A	North Florida	67 51
LAST 12 Division I GAMES:															
264	H	Morehead St.	87 70	322	A	Eastern Ill.	70 80								
313	A	Jacksonville St.	76 84	158	N	La Salle	58 66								
242	H	Belmont	64 51	74	A	Florida	56 86								
269	H	Tennessee Tech	68 77	6	A	Tennessee	43 94								
308	A	Southeast Mo. St.	75 67	329	A	North Florida	67 51								
313	H	Jacksonville St.	78 76	201	A	Jacksonville	66 87								

Non-Div I Games: Martin Methodist 92 61

Tennessee St.

Average RPI Win:	312	WON-LOST	WINNING	LAST 10	STRENGTH OF	OPP. STRENGTH	TEAM	ADJ.	CONF.	ADJ CONF.
Average RPI Loss:	190	RECORD	PCT. RANK	GAMES	SCHEDULE	OF SCHEDULE	RPI	RPI	RPI	RPI
DIV. I ONLY	5- 13	287	2- 7	280	308	308	308	30	30	
DIV. I NON-CONF.	3- 9	278	1- 4	275	306	304	304	30	30	
TOTALS	RPI 1-25	RPI 26-50	W-L RECORDS	RPI 51-100	RPI 101-150	RPI 150+				
5- 13	0- 0	0- 0	OVERALL	0- 3	0- 2	5- 8				
3- 4	0- 0	0- 0	HOME	0- 0	0- 1	3- 3				
2- 8	0- 0	0- 0	AWAY	0- 2	0- 1	2- 5				
0- 1	0- 0	0- 0	NEUTRAL	0- 1	0- 0	0- 0				
3- 9	0- 0	0- 0	NON-CONFERENCE	0- 2	0- 2	3- 5				
2- 2	0- 0	0- 0	HOME	0- 0	0- 1	2- 1				
1- 6	0- 0	0- 0	AWAY	0- 1	0- 1	1- 4				
0- 1	0- 0	0- 0	NEUTRAL	0- 1	0- 0	0- 0				
2- 4	0- 0	0- 0	CONFERENCE	0- 1	0- 0	2- 3				
1- 2	0- 0	0- 0	HOME	0- 0	0- 0	1- 2				
1- 2	0- 0	0- 0	AWAY	0- 1	0- 0	1- 1				
0- 0	0- 0	0- 0	NEUTRAL	0- 0	0- 0	0- 0				

RPI S	Opponent	Score	RPI S	Opponent	Score	RPI S	Opponent	Score	RPI S	Opponent	Score	Team's RPI: 308
						58 N	Arkansas	37 88	119 H	Western Ky.	75 90	
						63 A	Wichita St.	46 67	120 A	Missouri	57 62	
						93 A	UT Martin	71 100	155 A	Missouri St.	66 77	
									230 A	Austin Peay	75 64	
									242 H	Belmont	74 81	
									246 A	New Mexico	55 73	
									260 A	Saint Louis	34 52	
									264 A	Morehead St.	59 62	
									270 A	Western Ill.	58 79	
									273 H	Bradley	68 72	
									307 H	Tennessee St.	67 75	
									322 H	Eastern Ill.	66 49	
									330 H	UMKC	76 74	
									335 H	Southern Ill.	72 50	
									344 A	Alabama A&M	76 64	
LAST 12 Division I GAMES:												
			322 H	Eastern Ill.	66 49		155 A	Missouri St.	66 77			
			264 A	Morehead St.	59 62		260 A	Saint Louis	34 52			
			93 A	UT Martin	71 100		270 A	Western Ill.	58 79			
			307 H	Tennessee St.	67 75		335 H	Southern Ill.	72 50			
			230 A	Austin Peay	75 64		246 A	New Mexico	55 73			
			242 H	Belmont	74 81		58 N	Arkansas	37 88			

Non-Div I Games: Ill.-Springfield 72 56

Southeast Mo. St.

■ Loss, 
 ■ Non-Conf, 
 ■ S Site, 
 ■ Home 
 ■ Away 
 N Neutral

Average RPI Win:	340	WON-LOST	WINNING	LAST 10	STRENGTH OF	OPP. STRENGTH	TEAM	ADJ.	CONF.	ADJ CONF.
Average RPI Loss:	141	RECORD	PCT. RANK	GAMES	SCHEDULE	OF SCHEDULE	RPI	RPI	RPI	RPI
DIV. I ONLY	2- 13	334	0- 10	137	275	309	309	16	16	
DIV. I NON-CONF.	2- 5	266	1- 3	56	329	212	212	18	18	
TOTALS	RPI 1-25	RPI 26-50	W-L RECORDS	RPI 51-100	RPI 101-150	RPI 150+				
2- 13	0- 0	0- 1	OVERALL	0- 3	0- 2	2- 7				
2- 3	0- 0	0- 0	HOME	0- 2	0- 0	2- 1				
0- 10	0- 0	0- 1	AWAY	0- 1	0- 2	0- 6				
0- 0	0- 0	0- 0	NEUTRAL	0- 0	0- 0	0- 0				
2- 5	0- 0	0- 1	NON-CONFERENCE	0- 2	0- 2	2- 0				
2- 1	0- 0	0- 0	HOME	0- 1	0- 0	2- 0				
0- 4	0- 0	0- 1	AWAY	0- 1	0- 2	0- 0				
0- 0	0- 0	0- 0	NEUTRAL	0- 0	0- 0	0- 0				
0- 8	0- 0	0- 0	CONFERENCE	0- 1	0- 0	0- 7				
0- 2	0- 0	0- 0	HOME	0- 1	0- 0	0- 1				
0- 6	0- 0	0- 0	AWAY	0- 0	0- 0	0- 6				
0- 0	0- 0	0- 0	NEUTRAL	0- 0	0- 0	0- 0				

RPI 1-25				RPI 26-50				RPI 51-100				RPI 101+				Team's RPI: 309	
RPI	S	Opponent	Score	RPI	S	Opponent	Score	RPI	S	Opponent	Score	RPI	S	Opponent	Score		
				26	A	San Diego	55 75	57	H	BYU	85 90	107	A	Seton Hall	61 78		
								91	A	Army	51 57	121	A	Colorado St.	54 59		
								95	H	North Dakota	72 83	156	A	Montana St.	71 87		
												160	A	Montana	52 68		
												164	H	Northern Colo.	49 68		
												166	A	Southern Utah	64 76		
												206	A	Eastern Wash.	67 78		
												220	A	Idaho St.	58 60		
												259	A	Portland St.	60 66		
												339	H	Air Force	81 69		
												341	H	Utah Valley	79 64		
LAST 12 Division I GAMES:																	
160	A	Montana	52 68	259	A	Portland St.	60 66										
156	A	Montana St.	71 87	206	A	Eastern Wash.	67 78										
220	A	Idaho St.	58 60	121	A	Colorado St.	54 59										
166	A	Southern Utah	64 76	57	H	BYU	85 90										
95	H	North Dakota	72 83	341	H	Utah Valley	79 64										
164	H	Northern Colo.	49 68	26	A	San Diego	55 75										

Non-Div I Games: Montana Western 77 57 Walla Walla 107 25

Weber St.

■ Loss, 
 ■ Non-Conf, 
 ■ S Site, 
 ■ H Home 
 ■ A Away 
 N Neutral

Average RPI Win:	272	WON-LOST	WINNING	LAST 10	STRENGTH OF	OPP. STRENGTH	TEAM	ADJ.	CONF.	ADJ CONF.
Average RPI Loss:	188	RECORD	PCT. RANK	GAMES	SCHEDULE	OF SCHEDULE	RPI	RPI	RPI	RPI
DIV. I ONLY	4- 12	298	3- 7	268	306	310	310	14	14	
DIV. I NON-CONF.	3- 11	292	2- 8	303	296	321	321	15	15	
TOTALS	RPI 1-25	RPI 26-50	W-L RECORDS	RPI 51-100	RPI 101-150	RPI 150+				
4- 12	0- 0	0- 0	OVERALL	0- 1	0- 3	4- 8				
2- 5	0- 0	0- 0	HOME	0- 0	0- 0	2- 5				
2- 7	0- 0	0- 0	AWAY	0- 1	0- 3	2- 3				
0- 0	0- 0	0- 0	NEUTRAL	0- 0	0- 0	0- 0				
3- 11	0- 0	0- 0	NON-CONFERENCE	0- 1	0- 3	3- 7				
1- 5	0- 0	0- 0	HOME	0- 0	0- 0	1- 5				
2- 6	0- 0	0- 0	AWAY	0- 1	0- 3	2- 2				
0- 0	0- 0	0- 0	NEUTRAL	0- 0	0- 0	0- 0				
1- 1	0- 0	0- 0	CONFERENCE	0- 0	0- 0	1- 1				
1- 0	0- 0	0- 0	HOME	0- 0	0- 0	1- 0				
0- 1	0- 0	0- 0	AWAY	0- 0	0- 0	0- 1				
0- 0	0- 0	0- 0	NEUTRAL	0- 0	0- 0	0- 0				

RPI 1-25				RPI 26-50				RPI 51-100				RPI 101+				Team's RPI: 310	
RPI	S	Opponent	Score	RPI	S	Opponent	Score	RPI	S	Opponent	Score	RPI	S	Opponent	Score		
								62	A	Iona	67	83	108	A	Portland	42	58
													112	A	St. Francis Brooklyn	47	73
													130	A	Lafayette	83	95
													169	H	Stony Brook	54	57
													184	H	Colgate	44	72
													191	H	San Francisco	69	83
													210	H	Lehigh	87	80
													218	H	Cal St. Fullerton	54	80
													234	A	Cornell	51	76
													234	H	Cornell	71	64
													243	H	Bryant	47	68
													259	A	Portland St.	67	75
													321	A	Kennesaw St.	78	61
													323	A	LIU Brooklyn	62	59
													343	A	Fairleigh Dickinson	59	69
LAST 12 Division I GAMES:																	
234	A	Cornell	51	76	62	A	Iona	67	83								
234	H	Cornell	71	64	184	H	Colgate	44	72								
169	H	Stony Brook	54	57	112	A	St. Francis Brooklyn	47	73								
243	H	Bryant	47	68	259	A	Portland St.	67	75								
210	H	Lehigh	87	80	108	A	Portland	42	58								
321	A	Kennesaw St.	78	61	343	A	Fairleigh Dickinson	59	69								

Non-Div I Games:

Columbia

■ Loss, 
 ■ Non-Conf, 
 ■ S Site, 
 ■ H Home 
 ■ A Away 
 N Neutral

Average RPI Win:	<b>296</b>	WON-LOST	WINNING	LAST 10	STRENGTH OF	OPP. STRENGTH	TEAM	ADJ.	CONF.	ADJ CONF.
Average RPI Loss:	<b>186</b>	RECORD	PCT. RANK	GAMES	SCHEDULE	OF SCHEDULE	RPI	RPI	RPI	RPI
DIV. I ONLY	<b>5- 15</b>	<b>298</b>	<b>3- 7</b>	<b>257</b>	<b>324</b>	<b>311</b>	<b>311</b>	<b>30</b>	<b>30</b>	
DIV. I NON-CONF.	<b>3- 9</b>	<b>278</b>	<b>2- 2</b>	<b>223</b>	<b>308</b>	<b>275</b>	<b>275</b>	<b>30</b>	<b>30</b>	
TOTALS	RPI 1-25	RPI 26-50	W-L RECORDS	RPI 51-100	RPI 101-150	RPI 150+				
5- 15	0- 0	0- 0	OVERALL	0- 2	0- 4	5- 9				
3- 5	0- 0	0- 0	HOME	0- 0	0- 1	3- 4				
2- 8	0- 0	0- 0	AWAY	0- 2	0- 1	2- 4				
0- 2	0- 0	0- 0	NEUTRAL	0- 0	0- 2	0- 0				
3- 9	0- 0	0- 0	NON-CONFERENCE	0- 1	0- 4	3- 4				
1- 2	0- 0	0- 0	HOME	0- 0	0- 1	1- 1				
2- 5	0- 0	0- 0	AWAY	0- 1	0- 1	2- 3				
0- 2	0- 0	0- 0	NEUTRAL	0- 0	0- 2	0- 0				
2- 6	0- 0	0- 0	CONFERENCE	0- 1	0- 0	2- 5				
2- 3	0- 0	0- 0	HOME	0- 0	0- 0	2- 3				
0- 3	0- 0	0- 0	AWAY	0- 1	0- 0	0- 2				
0- 0	0- 0	0- 0	NEUTRAL	0- 0	0- 0	0- 0				

RPI 1-25				RPI 26-50				RPI 51-100				RPI 101+ Team's RPI: 311			
RPI	S	Opponent	Score	RPI	S	Opponent	Score	RPI	S	Opponent	Score	RPI	S	Opponent	Score
								93	A	UT Martin	72 111	111	H	Ill.-Chicago	65 88
								94	A	Kansas	56 72		A	Missouri	48 59
												136	N	Delaware	42 71
												149	N	Wyoming	63 87
												152	A	UCF	43 68
												190	A	IPFW	71 96
												190	H	IPFW	74 91
												230	H	Austin Peay	67 77
												238	A	Drake	71 87
												242	H	Belmont	68 56
												244	H	Eastern Ky.	54 59
												264	H	Morehead St.	53 57
												269	A	Tennessee Tech	66 72
												270	A	Western Ill.	78 70
												299	H	Murray St.	71 67
												313	A	Jacksonville St.	68 71
												330	H	UMKC	79 76
												339	A	Air Force	76 55
LAST 12 Division I GAMES:															
				93	A	UT Martin	72 111	244	H	Eastern Ky.	54 59				
				230	H	Austin Peay	67 77	242	H	Belmont	68 56				
				299	H	Murray St.	71 67	270	A	Western Ill.	78 70				
				313	A	Jacksonville St.	68 71	238	A	Drake	71 87				
				269	A	Tennessee Tech	66 72	190	A	IPFW	71 96				
				264	H	Morehead St.	53 57	339	A	Air Force	76 55				

Non-Div I Games:

SIU Edwardsville

■ Loss, 
 ■ Non-Conf, 
 ■ S Site, 
 ■ H Home 
 ■ A Away 
 N Neutral

Average RPI Win:	309	WON-LOST	WINNING	LAST 10	STRENGTH OF	OPP. STRENGTH	TEAM	ADJ.	CONF.	ADJ CONF.
Average RPI Loss:	139	RECORD	PCT. RANK	GAMES	SCHEDULE	OF SCHEDULE	RPI	RPI	RPI	RPI
DIV. I ONLY	3- 13	318	3- 7	253	155	312	312	32	32	
DIV. I NON-CONF.	0- 10	338	0- 6	116	34	300	300	32	32	
TOTALS	RPI 1-25	RPI 26-50	W-L RECORDS	RPI 51-100	RPI 101-150	RPI 150+				
3- 13	0- 1	0- 3	OVERALL	0- 2	0- 0	3- 7				
2- 2	0- 0	0- 0	HOME	0- 0	0- 0	2- 2				
1- 8	0- 1	0- 2	AWAY	0- 1	0- 0	1- 4				
0- 3	0- 0	0- 1	NEUTRAL	0- 1	0- 0	0- 1				
0- 10	0- 1	0- 3	NON-CONFERENCE	0- 2	0- 0	0- 4				
0- 1	0- 0	0- 0	HOME	0- 0	0- 0	0- 1				
0- 6	0- 1	0- 2	AWAY	0- 1	0- 0	0- 2				
0- 3	0- 0	0- 1	NEUTRAL	0- 1	0- 0	0- 1				
3- 3	0- 0	0- 0	CONFERENCE	0- 0	0- 0	3- 3				
2- 1	0- 0	0- 0	HOME	0- 0	0- 0	2- 1				
1- 2	0- 0	0- 0	AWAY	0- 0	0- 0	1- 2				
0- 0	0- 0	0- 0	NEUTRAL	0- 0	0- 0	0- 0				

RPI 1-25				RPI 26-50				RPI 51-100				RPI 101+ Team's RPI: 312			
RPI	S	Opponent	Score	RPI	S	Opponent	Score	RPI	S	Opponent	Score	RPI	S	Opponent	Score
19	A	Texas A&M	27 76	28	A	Florida St.	37 88	81	N	Drexel	45 53	162	H	Rice	63 77
				44	A	Central Mich.	66 90	86	A	TCU	47 76	175	H	Southern U.	74 88
				45	N	James Madison	50 79					195	A	FIU	52 77
												207	A	Texas Southern	59 63
												213	N	Stephen F. Austin	70 76
												252	A	Houston	46 74
												257	A	Grambling	72 61
												296	A	Jackson St.	82 83
												324	H	Alcorn	71 68
												347	H	Ark.-Pine Bluff	75 62
LAST 12 Division I GAMES:															
				347	H	Ark.-Pine Bluff	75 62	86	A	TCU	47 76				
				257	A	Grambling	72 61	44	A	Central Mich.	66 90				
				296	A	Jackson St.	82 83	81	N	Drexel	45 53				
				207	A	Texas Southern	59 63	45	N	James Madison	50 79				
				324	H	Alcorn	71 68	195	A	FIU	52 77				
				175	H	Southern U.	74 88	252	A	Houston	46 74				

Non-Div I Games:



Average RPI Win:	317	WON-LOST	WINNING	LAST 10	STRENGTH OF	OPP. STRENGTH	TEAM	ADJ.	CONF.	ADJ CONF.
Average RPI Loss:	200	RECORD	PCT. RANK	GAMES	SCHEDULE	OF SCHEDULE	RPI	RPI	RPI	RPI
DIV. I ONLY	8- 14	247	5- 5	321	338	313	313	30	30	
DIV. I NON-CONF.	4- 9	255	2- 1	323	315	320	320	30	30	
TOTALS	RPI 1-25	RPI 26-50	W-L RECORDS	RPI 51-100	RPI 101-150	RPI 150+				
8- 14	0- 0	0- 0	OVERALL	0- 3	0- 2	8- 9				
5- 5	0- 0	0- 0	HOME	0- 2	0- 0	5- 3				
3- 8	0- 0	0- 0	AWAY	0- 1	0- 1	3- 6				
0- 1	0- 0	0- 0	NEUTRAL	0- 0	0- 1	0- 0				
4- 9	0- 0	0- 0	NON-CONFERENCE	0- 2	0- 2	4- 5				
2- 4	0- 0	0- 0	HOME	0- 1	0- 0	2- 3				
2- 4	0- 0	0- 0	AWAY	0- 1	0- 1	2- 2				
0- 1	0- 0	0- 0	NEUTRAL	0- 0	0- 1	0- 0				
4- 5	0- 0	0- 0	CONFERENCE	0- 1	0- 0	4- 4				
3- 1	0- 0	0- 0	HOME	0- 1	0- 0	3- 0				
1- 4	0- 0	0- 0	AWAY	0- 0	0- 0	1- 4				
0- 0	0- 0	0- 0	NEUTRAL	0- 0	0- 0	0- 0				

RPI S	Opponent	Score	RPI S	Opponent	Score	RPI S	Opponent	Score	RPI S	Opponent	Score	Team's RPI: 313
						56	H Chattanooga	53 68	109	N George Washington	71 100	
						69	A Auburn	49 66	137	A Ole Miss	62 83	
						93	H UT Martin	75 88	203	A Georgia St.	63 65	
									219	H Mercer	54 60	
									231	H Central Ark.	54 58	
									242	A Belmont	50 92	
									244	A Eastern Ky.	61 68	
									269	A Tennessee Tech	67 72	
									299	A Murray St.	78 76	
									305	A Ga. Southern	50 63	
									306	A Samford	60 54	
									307	A Tennessee St.	76 78	
									307	H Tennessee St.	84 76	
									311	H SIU Edwardsville	71 68	
									318	H Lipscomb	76 86	
									321	H Kennesaw St.	78 65	
									322	H Eastern Ill.	61 46	
									331	H South Carolina St.	73 63	
									340	A New Orleans	54 51	
LAST 12 Division I GAMES:												
299	A	Murray St.	78	76	307	A	Tennessee St.	76	78			
307	H	Tennessee St.	84	76	306	A	Samford	60	54			
244	A	Eastern Ky.	61	68	93	H	UT Martin	75	88			
311	H	SIU Edwardsville	71	68	269	A	Tennessee Tech	67	72			
322	H	Eastern Ill.	61	46	331	H	South Carolina St.	73	63			
242	A	Belmont	50	92	219	H	Mercer	54	60			

Non-Div I Games:

Jacksonville St.

Average RPI Win:	278	WON-LOST	WINNING	LAST 10	STRENGTH OF	OPP. STRENGTH	TEAM	ADJ.	CONF.	ADJ CONF.
Average RPI Loss:	196	RECORD	PCT. RANK	GAMES	SCHEDULE	OF SCHEDULE	RPI	RPI	RPI	RPI
DIV. I ONLY	6- 14	278	3- 7	288	329	314	314	28	28	
DIV. I NON-CONF.	3- 6	242	0- 2	294	316	309	309	29	29	
TOTALS	RPI 1-25	RPI 26-50	W-L RECORDS	RPI 51-100	RPI 101-150	RPI 150+				
6- 14	0- 0	0- 0	OVERALL	0- 0	0- 5	6- 9				
3- 8	0- 0	0- 0	HOME	0- 0	0- 2	3- 6				
3- 6	0- 0	0- 0	AWAY	0- 0	0- 3	3- 3				
0- 0	0- 0	0- 0	NEUTRAL	0- 0	0- 0	0- 0				
3- 6	0- 0	0- 0	NON-CONFERENCE	0- 0	0- 3	3- 3				
2- 4	0- 0	0- 0	HOME	0- 0	0- 2	2- 2				
1- 2	0- 0	0- 0	AWAY	0- 0	0- 1	1- 1				
0- 0	0- 0	0- 0	NEUTRAL	0- 0	0- 0	0- 0				
3- 8	0- 0	0- 0	CONFERENCE	0- 0	0- 2	3- 6				
1- 4	0- 0	0- 0	HOME	0- 0	0- 0	1- 4				
2- 4	0- 0	0- 0	AWAY	0- 0	0- 2	2- 2				
0- 0	0- 0	0- 0	NEUTRAL	0- 0	0- 0	0- 0				

RPI 1-25			RPI 26-50			RPI 51-100			RPI 101+			Team's RPI: 314
RPI	S	Opponent	Score	RPI	S	Opponent	Score	RPI	S	Opponent	Score	
								107	A	Seton Hall	46	63
								122	A	Winthrop	49	70
								129	H	Bucknell	47	71
								141	H	Richmond	71	77
								143	A	Liberty	41	74
								163	H	Savannah St.	55	79
								176	A	Xavier	67	64
								180	A	High Point	54	68
								180	H	High Point	65	81
								217	H	Campbell	55	74
								227	H	Coastal Caro.	53	83
								244	H	Eastern Ky.	47	60
								250	H	Gardner-Webb	59	57
								261	H	UNC Asheville	65	69
								280	A	Charleston So.	78	71
								281	A	George Mason	65	66
								291	H	William & Mary	59	52
								332	A	Presbyterian	46	43
								341	H	Utah Valley	59	57
								342	A	Radford	51	57
LAST 12 Division I GAMES:												
180	H	High Point	65	81	280	A	Charleston So.	78	71			
143	A	Liberty	41	74	332	A	Presbyterian	46	43			
122	A	Winthrop	49	70	217	H	Campbell	55	74			
342	A	Radford	51	57	227	H	Coastal Caro.	53	83			
250	H	Gardner-Webb	59	57	129	H	Bucknell	47	71			
261	H	UNC Asheville	65	69	244	H	Eastern Ky.	47	60			

Non-Div I Games:

Longwood

■ Loss, 
 ■ Non-Conf, 
 ■ S Site, 
 ■ H Home 
 ■ A Away 
 N Neutral

Average RPI Win:	292	WON-LOST	WINNING	LAST 10	STRENGTH OF	OPP. STRENGTH	TEAM	ADJ.	CONF.	ADJ CONF.
Average RPI Loss:	164	RECORD	PCT. RANK	GAMES	SCHEDULE	OF SCHEDULE	RPI	RPI	RPI	RPI
DIV. I ONLY	3- 15	324	2- 8	233	216	315	315	19	19	
DIV. I NON-CONF.	2- 11	314	2- 5	249	194	306	306	19	19	
TOTALS	RPI 1-25	RPI 26-50	W-L RECORDS	RPI 51-100	RPI 101-150	RPI 150+				
3- 15	0- 1	0- 0	OVERALL	0- 0	0- 5	3- 9				
1- 6	0- 0	0- 0	HOME	0- 0	0- 3	1- 3				
1- 8	0- 1	0- 0	AWAY	0- 0	0- 2	1- 5				
1- 1	0- 0	0- 0	NEUTRAL	0- 0	0- 0	1- 1				
2- 11	0- 1	0- 0	NON-CONFERENCE	0- 0	0- 3	2- 7				
0- 4	0- 0	0- 0	HOME	0- 0	0- 2	0- 2				
1- 6	0- 1	0- 0	AWAY	0- 0	0- 1	1- 4				
1- 1	0- 0	0- 0	NEUTRAL	0- 0	0- 0	1- 1				
1- 4	0- 0	0- 0	CONFERENCE	0- 0	0- 2	1- 2				
1- 2	0- 0	0- 0	HOME	0- 0	0- 1	1- 1				
0- 2	0- 0	0- 0	AWAY	0- 0	0- 1	0- 1				
0- 0	0- 0	0- 0	NEUTRAL	0- 0	0- 0	0- 0				

RPI 1-25				RPI 26-50				RPI 51-100				RPI 101+ Team's RPI: 315			
RPI	S	Opponent	Score	RPI	S	Opponent	Score	RPI	S	Opponent	Score	RPI	S	Opponent	Score
4	A	Notre Dame	46 96									110	H	Wright St.	65 79
												111	A	Ill.-Chicago	51 69
												113	H	IUPUI	51 84
												124	H	Butler	50 65
												126	A	Illinois	59 87
												156	N	Montana St.	85 96
												161	A	Tulsa	70 84
												192	H	South Dakota	70 81
												193	A	Toledo	63 61
												195	A	FIU	47 65
												196	H	Youngstown St.	49 62
												215	A	Oakland	55 88
												221	H	Western Mich.	50 72
												260	A	Saint Louis	56 78
												269	A	Tennessee Tech	78 84
												337	H	Detroit	85 44
												345	N	Chicago St.	74 50
LAST 12 Division I GAMES:															
337	H	Detroit	85 44	192	H	South Dakota	70 81								
111	A	Ill.-Chicago	51 69	221	H	Western Mich.	50 72								
110	H	Wright St.	65 79	124	H	Butler	50 65								
215	A	Oakland	55 88	193	A	Toledo	63 61								
196	H	Youngstown St.	49 62	345	N	Chicago St.	74 50								
161	A	Tulsa	70 84	156	N	Montana St.	85 96								

Non-Div I Games:

Valparaiso

Average RPI Win: 252				WON-LOST	WINNING	LAST 10	STRENGTH OF		OPP. STRENGTH	TEAM	ADJ.	CONF.	ADJ CONF.
Average RPI Loss: 194				RECORD	PCT. RANK	GAMES	SCHEDULE	OF SCHEDULE	RPI	RPI	RPI	RPI	RPI
DIV. I ONLY				4- 16	317	3- 7	260	298	316	316	31	31	
DIV. I NON-CONF.				3- 10	284	2- 3	205	233	272	272	31	31	
TOTALS		RPI 1-25		RPI 26-50		W-L RECORDS		RPI 51-100		RPI 101-150		RPI 150+	
4- 16	0- 0			0- 1	OVERALL		0- 2	0- 3		4- 10			
0- 8	0- 0			0- 1	HOME		0- 1	0- 2		0- 4			
2- 7	0- 0			0- 0	AWAY		0- 0	0- 1		2- 6			
2- 1	0- 0			0- 0	NEUTRAL		0- 1	0- 0		2- 0			
3- 10	0- 0			0- 1	NON-CONFERENCE		0- 2	0- 2		3- 5			
0- 4	0- 0			0- 1	HOME		0- 1	0- 1		0- 1			
1- 5	0- 0			0- 0	AWAY		0- 0	0- 1		1- 4			
2- 1	0- 0			0- 0	NEUTRAL		0- 1	0- 0		2- 0			
1- 6	0- 0			0- 0	CONFERENCE		0- 0	0- 1		1- 5			
0- 4	0- 0			0- 0	HOME		0- 0	0- 1		0- 3			
1- 2	0- 0			0- 0	AWAY		0- 0	0- 0		1- 2			
0- 0	0- 0			0- 0	NEUTRAL		0- 0	0- 0		0- 0			

RPI 1-25				RPI 26-50				RPI 51-100				RPI 101+				Team's RPI: 316	
RPI	S	Opponent	Score	RPI	S	Opponent	Score	RPI	S	Opponent	Score	RPI	S	Opponent	Score		
				43	H	Princeton	49 75	58	N	Arkansas	23 72	101	H	Albany (NY)	36 66		
								75	H	St. Bonaventure	54 63	125	H	Buffalo	47 65		
												129	A	Bucknell	48 89		
												158	N	La Salle	57 56		
												169	H	Stony Brook	45 48		
												216	A	Hartford	42 66		
												234	A	Cornell	52 63		
												241	H	Canisius	53 66		
												246	A	New Mexico	58 53		
												250	H	Maine	51 64		
												253	A	Niagara	53 69		
												265	A	Siena	41 49		
												266	A	Rider	63 66		
												278	N	Massachusetts	56 51		
												325	A	UMass Lowell	65 64		
												327	H	Vermont	57 65		
												346	A	UMBC	32 47		
LAST 12 Division I GAMES:																	
				327	H	Vermont	57 65	346	A	UMBC	32 47						
				216	A	Hartford	42 66	158	N	La Salle	57 56						
				101	H	Albany (NY)	36 66	278	N	Massachusetts	56 51						
				169	H	Stony Brook	45 48	265	A	Siena	41 49						
				250	H	Maine	51 64	266	A	Rider	63 66						
				325	A	UMass Lowell	65 64	43	H	Princeton	49 75						

Non-Div I Games:

Binghamton

Loss, Non-Conf, S Site, H Home A Away N Neutral

Average RPI Win:	249	WON-LOST	WINNING	LAST 10	STRENGTH OF	OPP. STRENGTH	TEAM	ADJ.	CONF.	ADJ CONF.
Average RPI Loss:	189	RECORD	PCT. RANK	GAMES	SCHEDULE	OF SCHEDULE	RPI	RPI	RPI	RPI
DIV. I ONLY	5- 16	304	4- 6	244	277	317	317	17	17	
DIV. I NON-CONF.	1- 10	331	0- 2	138	295	314	314	16	16	
TOTALS	RPI 1-25	RPI 26-50	W-L RECORDS	RPI 51-100	RPI 101-150	RPI 150+				
5- 16	0- 1	0- 1	OVERALL	0- 2	1- 1	4- 11				
4- 6	0- 0	0- 0	HOME	0- 1	1- 0	3- 5				
1- 6	0- 1	0- 0	AWAY	0- 0	0- 1	1- 4				
0- 4	0- 0	0- 1	NEUTRAL	0- 1	0- 0	0- 2				
1- 10	0- 1	0- 1	NON-CONFERENCE	0- 1	0- 1	1- 6				
1- 3	0- 0	0- 0	HOME	0- 0	0- 0	1- 3				
0- 3	0- 1	0- 0	AWAY	0- 0	0- 1	0- 1				
0- 4	0- 0	0- 1	NEUTRAL	0- 1	0- 0	0- 2				
4- 6	0- 0	0- 0	CONFERENCE	0- 1	1- 0	3- 5				
3- 3	0- 0	0- 0	HOME	0- 1	1- 0	2- 2				
1- 3	0- 0	0- 0	AWAY	0- 0	0- 0	1- 3				
0- 0	0- 0	0- 0	NEUTRAL	0- 0	0- 0	0- 0				

RPI 1-25				RPI 26-50				RPI 51-100				RPI 101+ Team's RPI: 317			
RPI	S	Opponent	Score	RPI	S	Opponent	Score	RPI	S	Opponent	Score	RPI	S	Opponent	Score
3	A	UConn	46 100	41	N	Bowling Green	48 71	62	H	Iona	77 86	115	H	Fairfield	62 57
								75	N	St. Bonaventure	55 61	136	A	Delaware	58 72
												169	A	Stony Brook	52 69
												172	N	Eastern Mich.	53 64
												197	N	Boston U.	43 52
												204	H	Yale	55 64
												241	A	Canisius	52 60
												241	H	Canisius	64 56
												253	A	Niagara	45 48
												265	A	Siena	64 49
												266	H	Rider	53 64
												287	H	Wagner	57 70
												292	A	Manhattan	59 65
												292	H	Manhattan	75 70
												300	H	Saint Peter's	63 68
												323	H	LIU Brooklyn	52 67
												333	H	UMES	67 65
LAST 12 Division I GAMES:															
292	H	Manhattan	75 70	266	H	Rider	53 64								
62	H	Iona	77 86	115	H	Fairfield	62 57								
253	A	Niagara	45 48	292	A	Manhattan	59 65								
241	A	Canisius	52 60	300	H	Saint Peter's	63 68								
265	A	Siena	64 49	172	N	Eastern Mich.	53 64								
241	H	Canisius	64 56	169	A	Stony Brook	52 69								

Non-Div I Games:

Monmouth

■ Loss, 
 ■ Non-Conf, 
 S Site, 
 ■ Home 
 ■ Away 
 N Neutral

Average RPI Win:	290	WON-LOST	WINNING	LAST 10	STRENGTH OF	OPP. STRENGTH	TEAM	ADJ.	CONF.	ADJ CONF.
Average RPI Loss:	200	RECORD	PCT. RANK	GAMES	SCHEDULE	OF SCHEDULE	RPI	RPI	RPI	RPI
DIV. I ONLY	3- 15	324	1- 9	266	278	318	318	22	22	
DIV. I NON-CONF.	3- 8	268	2- 3	189	260	245	245	22	22	
TOTALS	RPI 1-25	RPI 26-50	W-L RECORDS	RPI 51-100	RPI 101-150	RPI 150+				
3- 15	0- 2	0- 0	OVERALL	0- 1	0- 1	3- 11				
0- 5	0- 0	0- 0	HOME	0- 0	0- 0	0- 5				
2- 9	0- 2	0- 0	AWAY	0- 1	0- 1	2- 5				
1- 1	0- 0	0- 0	NEUTRAL	0- 0	0- 0	1- 1				
3- 8	0- 2	0- 0	NON-CONFERENCE	0- 1	0- 1	3- 4				
0- 3	0- 0	0- 0	HOME	0- 0	0- 0	0- 3				
2- 4	0- 2	0- 0	AWAY	0- 1	0- 1	2- 0				
1- 1	0- 0	0- 0	NEUTRAL	0- 0	0- 0	1- 1				
0- 7	0- 0	0- 0	CONFERENCE	0- 0	0- 0	0- 7				
0- 2	0- 0	0- 0	HOME	0- 0	0- 0	0- 2				
0- 5	0- 0	0- 0	AWAY	0- 0	0- 0	0- 5				
0- 0	0- 0	0- 0	NEUTRAL	0- 0	0- 0	0- 0				

RPI 1-25				RPI 26-50				RPI 51-100				RPI 101+ Team's RPI: 318			
RPI	S	Opponent	Score	RPI	S	Opponent	Score	RPI	S	Opponent	Score	RPI	S	Opponent	Score
6	A	Tennessee	42 110					59	A	Georgia	46 81	150	A	UAB	54 70
20	A	Kentucky	49 116									151	A	USC Upstate	69 92
												200	A	Northern Ky.	65 72
												201	A	Jacksonville	65 86
												219	H	Mercer	72 79
												242	H	Belmont	52 68
												250	N	Gardner-Webb	86 68
												264	H	Morehead St.	77 82
												271	A	East Tenn. St.	75 78
												273	N	Bradley	85 87
												299	H	Murray St.	79 86
												307	A	Tennessee St.	81 78
												313	A	Jacksonville St.	86 76
												321	H	Kennesaw St.	78 82
												329	A	North Florida	66 78
LAST 12 Division I GAMES:															
200	A	Northern Ky.	65 72	271	A	East Tenn. St.	75 78								
329	A	North Florida	66 78	6	A	Tennessee	42 110								
201	A	Jacksonville	65 86	250	N	Gardner-Webb	86 68								
219	H	Mercer	72 79	273	N	Bradley	85 87								
321	H	Kennesaw St.	78 82	59	A	Georgia	46 81								
151	A	USC Upstate	69 92	313	A	Jacksonville St.	86 76								

Non-Div I Games:

Lipscomb

■ Loss, 
 ■ Non-Conf, 
 ■ S Site, 
 ■ H Home 
 ■ A Away 
 N Neutral

Average RPI Win:	237	WON-LOST	WINNING	LAST 10	STRENGTH OF	OPP. STRENGTH	TEAM	ADJ.	CONF.	ADJ CONF.
Average RPI Loss:	155	RECORD	PCT. RANK	GAMES	SCHEDULE	OF SCHEDULE	RPI	RPI	RPI	RPI
DIV. I ONLY	3- 15	324	0- 10	216	163	319	319	13	13	
DIV. I NON-CONF.	3- 8	268	2- 3	258	210	301	301	13	13	
TOTALS	RPI 1-25	RPI 26-50	W-L RECORDS	RPI 51-100	RPI 101-150	RPI 150+				
3- 15	0- 0	0- 2	OVERALL	0- 2	0- 3	3- 8				
2- 8	0- 0	0- 2	HOME	0- 2	0- 0	2- 4				
0- 7	0- 0	0- 0	AWAY	0- 0	0- 3	0- 4				
1- 0	0- 0	0- 0	NEUTRAL	0- 0	0- 0	1- 0				
3- 8	0- 0	0- 0	NON-CONFERENCE	0- 2	0- 2	3- 4				
2- 4	0- 0	0- 0	HOME	0- 2	0- 0	2- 2				
0- 4	0- 0	0- 0	AWAY	0- 0	0- 2	0- 2				
1- 0	0- 0	0- 0	NEUTRAL	0- 0	0- 0	1- 0				
0- 7	0- 0	0- 2	CONFERENCE	0- 0	0- 1	0- 4				
0- 4	0- 0	0- 2	HOME	0- 0	0- 0	0- 2				
0- 3	0- 0	0- 0	AWAY	0- 0	0- 1	0- 2				
0- 0	0- 0	0- 0	NEUTRAL	0- 0	0- 0	0- 0				

RPI S	Opponent	Score	RPI S	Opponent	Score	RPI S	Opponent	Score	RPI S	Opponent	Score	Team's RPI: 319
			41	H Bowling Green	39 58	66	H Duquesne	63 94	106	A Cincinnati	46 65	
			44	H Central Mich.	53 87	75	H St. Bonaventure	44 61	123	A Arkansas St.	61 92	
									142	A Ball St.	31 55	
									153	A Akron	51 77	
									165	H Ohio	59 76	
									172	H Eastern Mich.	70 88	
									203	H Georgia St.	55 56	
									213	N Stephen F. Austin	54 52	
									242	A Belmont	60 84	
									244	H Eastern Ky.	75 74	
									252	A Houston	44 54	
									253	H Niagara	69 46	
									258	A Miami (OH)	62 72	
									278	H Massachusetts	61 69	
LAST 12 Division I GAMES:												
258	A Miami (OH)	62 72	172	H Eastern Mich.	70 88							
44	H Central Mich.	53 87	75	H St. Bonaventure	44 61							
153	A Akron	51 77	278	H Massachusetts	61 69							
165	H Ohio	59 76	203	H Georgia St.	55 56							
142	A Ball St.	31 55	253	H Niagara	69 46							
41	H Bowling Green	39 58	213	N Stephen F. Austin	54 52							

Non-Div I Games:

Kent St.

■ Loss, 
■ Non-Conf, 
■ S Site, 
■ H Home 
■ A Away 
N Neutral

Average RPI Win:	275	WON-LOST	WINNING	LAST 10	STRENGTH OF	OPP. STRENGTH	TEAM	ADJ.	CONF.	ADJ CONF.
Average RPI Loss:	178	RECORD	PCT. RANK	GAMES	SCHEDULE	OF SCHEDULE	RPI	RPI	RPI	RPI
DIV. I ONLY	5- 18	312	2- 8	237	293	320	320	33	33	
DIV. I NON-CONF.	5- 18	291	3- 9	244	307	316	316	33	33	
TOTALS	RPI 1-25	RPI 26-50	W-L RECORDS	RPI 51-100	RPI 101-150	RPI 150+				
5- 18	0- 0	0- 1	OVERALL	0- 2	1- 5	4- 10				
4- 8	0- 0	0- 0	HOME	0- 1	1- 3	3- 4				
1- 10	0- 0	0- 1	AWAY	0- 1	0- 2	1- 6				
0- 0	0- 0	0- 0	NEUTRAL	0- 0	0- 0	0- 0				
5- 18	0- 0	0- 1	NON-CONFERENCE	0- 2	1- 5	4- 10				
4- 8	0- 0	0- 0	HOME	0- 1	1- 3	3- 4				
1- 10	0- 0	0- 1	AWAY	0- 1	0- 2	1- 6				
0- 0	0- 0	0- 0	NEUTRAL	0- 0	0- 0	0- 0				
0- 0	0- 0	0- 0	CONFERENCE	0- 0	0- 0	0- 0				
0- 0	0- 0	0- 0	HOME	0- 0	0- 0	0- 0				
0- 0	0- 0	0- 0	AWAY	0- 0	0- 0	0- 0				
0- 0	0- 0	0- 0	NEUTRAL	0- 0	0- 0	0- 0				

RPI S	Opponent	Score	RPI S	Opponent	Score	RPI S	Opponent	Score	RPI S	Opponent	Score	Team's RPI: 320
47	A South Dakota St.	46 71	65	A Penn	48 84	101	H Albany (NY)	64 75	107	A Seton Hall	48 74	
			89	H Harvard	56 75	112	A St. Francis Brooklyn	53 58	117	H VCU	72 77	
						129	H Bucknell	61 59	130	H Lafayette	45 61	
						166	H Clemson	37 84	169	A Stony Brook	44 50	
						186	A Northeastern	55 79	210	A Lehigh	72 77	
						239	H New Hampshire	40 53	272	A Delaware St.	72 75	
						282	A Howard	73 80	284	H Dartmouth	45 48	
						287	H Wagner	58 52	295	H Brown	48 43	
						297	H Marshall	56 57	323	A LIU Brooklyn	60 58	
						328	A Rhode Island	42 57	343	H Fairleigh Dickinson	84 71	
LAST 12 Division I GAMES:												
65	A Penn	48 84	166	H Clemson	37 84							
284	H Dartmouth	45 48	287	H Wagner	58 52							
89	H Harvard	56 75	117	H VCU	72 77							
295	H Brown	48 43	107	A Seton Hall	48 74							
272	A Delaware St.	72 75	343	H Fairleigh Dickinson	84 71							
297	H Marshall	56 57	101	H Albany (NY)	64 75							

Non-Div I Games:

NJIT

■ Loss, 
 ■ Non-Conf, 
 S Site, 
 ■ Home 
 ■ Away 
 N Neutral



Average RPI Win:	325	WON-LOST	WINNING	LAST 10	STRENGTH OF	OPP. STRENGTH	TEAM	ADJ.	CONF.	ADJ CONF.
Average RPI Loss:	176	RECORD	PCT. RANK	GAMES	SCHEDULE	OF SCHEDULE	RPI	RPI	RPI	RPI
DIV. I ONLY	4- 15	313	3- 7	243	323	321	321	22	22	
DIV. I NON-CONF.	2- 9	299	1- 3	216	342	323	323	22	22	
TOTALS	RPI 1-25	RPI 26-50	W-L RECORDS	RPI 51-100	RPI 101-150	RPI 150+				
4- 15	0- 0	0- 1	OVERALL	0- 4	0- 1	4- 9				
3- 6	0- 0	0- 0	HOME	0- 3	0- 0	3- 3				
1- 9	0- 0	0- 1	AWAY	0- 1	0- 1	1- 6				
0- 0	0- 0	0- 0	NEUTRAL	0- 0	0- 0	0- 0				
2- 9	0- 0	0- 1	NON-CONFERENCE	0- 2	0- 1	2- 5				
2- 3	0- 0	0- 0	HOME	0- 1	0- 0	2- 2				
0- 6	0- 0	0- 1	AWAY	0- 1	0- 1	0- 3				
0- 0	0- 0	0- 0	NEUTRAL	0- 0	0- 0	0- 0				
2- 6	0- 0	0- 0	CONFERENCE	0- 2	0- 0	2- 4				
1- 3	0- 0	0- 0	HOME	0- 2	0- 0	1- 1				
1- 3	0- 0	0- 0	AWAY	0- 0	0- 0	1- 3				
0- 0	0- 0	0- 0	NEUTRAL	0- 0	0- 0	0- 0				

RPI S	Opponent	Score	RPI S	Opponent	Score	RPI S	Opponent	Score	RPI S	Opponent	Score	Team's RPI: 321
30	A Middle Tenn.	32 68	59	A Georgia	32 91	134	A Col. of Charleston	66 87				
			73	H Stetson	75 98	151	A USC Upstate	64 72				
			74	H Florida	62 83	200	A Northern Ky.	51 79				
			79	H FGCU	55 69	201	H Jacksonville	63 74				
						203	H Georgia St.	54 60				
						250	A Gardner-Webb	58 84				
						271	A East Tenn. St.	68 74				
						299	A Murray St.	66 72				
						307	H Tennessee St.	70 68				
						310	H Columbia	61 78				
						313	A Jacksonville St.	65 78				
						318	A Lipscomb	82 78				
						329	H North Florida	59 51				
						344	H Alabama A&M	83 79				
LAST 12 Division I GAMES:												
151	A USC Upstate	64 72	329	H North Florida	59 51							
271	A East Tenn. St.	68 74	201	H Jacksonville	63 74							
73	H Stetson	75 98	344	H Alabama A&M	83 79							
79	H FGCU	55 69	310	H Columbia	61 78							
200	A Northern Ky.	51 79	59	A Georgia	32 91							
318	A Lipscomb	82 78	30	A Middle Tenn.	32 68							

Non-Div I Games:

Kennesaw St.

Average RPI Win:	280	WON-LOST	WINNING	LAST 10	STRENGTH OF	OPP. STRENGTH	TEAM	ADJ.	CONF.	ADJ CONF.
Average RPI Loss:	259	RECORD	PCT. RANK	GAMES	SCHEDULE	OF SCHEDULE	RPI	RPI	RPI	RPI
DIV. I ONLY	8- 11	213	5- 5	341	345	322	322	30	30	
DIV. I NON-CONF.	5- 6	173	3- 1	340	339	299	299	30	30	
TOTALS	RPI 1-25	RPI 26-50	W-L RECORDS	RPI 51-100	RPI 101-150	RPI 150+				
8- 11	0- 0	0- 0	OVERALL	0- 0	0- 2	8- 9				
5- 3	0- 0	0- 0	HOME	0- 0	0- 1	5- 2				
1- 7	0- 0	0- 0	AWAY	0- 0	0- 0	1- 7				
2- 1	0- 0	0- 0	NEUTRAL	0- 0	0- 1	2- 0				
5- 6	0- 0	0- 0	NON-CONFERENCE	0- 0	0- 2	5- 4				
2- 1	0- 0	0- 0	HOME	0- 0	0- 1	2- 0				
1- 4	0- 0	0- 0	AWAY	0- 0	0- 0	1- 4				
2- 1	0- 0	0- 0	NEUTRAL	0- 0	0- 1	2- 0				
3- 5	0- 0	0- 0	CONFERENCE	0- 0	0- 0	3- 5				
3- 2	0- 0	0- 0	HOME	0- 0	0- 0	3- 2				
0- 3	0- 0	0- 0	AWAY	0- 0	0- 0	0- 3				
0- 0	0- 0	0- 0	NEUTRAL	0- 0	0- 0	0- 0				

RPI 1-25			RPI 26-50			RPI 51-100			RPI 101+			Team's RPI: 322
RPI	S	Opponent	Score	RPI	S	Opponent	Score	RPI	S	Opponent	Score	
								105	H	Indiana St.	53	65
								150	N	UAB	46	79
								205	H	Loyola Chicago	81	80
								230	H	Austin Peay	56	64
								244	H	Eastern Ky.	75	71
								260	A	Saint Louis	52	71
								264	H	Morehead St.	64	75
								269	A	Tennessee Tech	54	64
								270	H	Western Ill.	68	64
								273	A	Bradley	71	67
								286	A	Evansville	46	81
								299	H	Murray St.	80	74
								305	N	Ga. Southern	57	50
								307	H	Tennessee St.	80	70
								308	A	Southeast Mo. St.	49	66
								313	A	Jacksonville St.	46	61
								330	A	UMKC	62	69
								335	A	Southern Ill.	60	66
								339	N	Air Force	76	44
LAST 12 Division I GAMES:												
308	A	Southeast Mo. St.	49	66	264	H	Morehead St.	64	75			
299	H	Murray St.	80	74	307	H	Tennessee St.	80	70			
230	H	Austin Peay	56	64	339	N	Air Force	76	44			
269	A	Tennessee Tech	54	64	305	N	Ga. Southern	57	50			
313	A	Jacksonville St.	46	61	335	A	Southern Ill.	60	66			
244	H	Eastern Ky.	75	71	273	A	Bradley	71	67			

Non-Div I Games:

Eastern Ill.

■ Loss, 
 ■ Non-Conf, 
 ■ S Site, 
 ■ H Home 
 ■ A Away 
 N Neutral

Average RPI Win:	300	WON-LOST	WINNING	LAST 10	STRENGTH OF	OPP. STRENGTH	TEAM	ADJ.	CONF.	ADJ CONF.
Average RPI Loss:	219	RECORD	PCT. RANK	GAMES	SCHEDULE	OF SCHEDULE	RPI	RPI	RPI	RPI
DIV. I ONLY	4- 14	308	4- 6	295	344	323	323	27	27	
DIV. I NON-CONF.	2- 9	299	2- 3	299	344	326	326	27	27	
TOTALS	RPI 1-25	RPI 26-50	W-L RECORDS	RPI 51-100	RPI 101-150	RPI 150+				
4- 14	0- 0	0- 0	OVERALL	0- 1	0- 2	4- 11				
1- 7	0- 0	0- 0	HOME	0- 0	0- 1	1- 6				
3- 7	0- 0	0- 0	AWAY	0- 1	0- 1	3- 5				
0- 0	0- 0	0- 0	NEUTRAL	0- 0	0- 0	0- 0				
2- 9	0- 0	0- 0	NON-CONFERENCE	0- 1	0- 1	2- 7				
0- 5	0- 0	0- 0	HOME	0- 0	0- 0	0- 5				
2- 4	0- 0	0- 0	AWAY	0- 1	0- 1	2- 2				
0- 0	0- 0	0- 0	NEUTRAL	0- 0	0- 0	0- 0				
2- 5	0- 0	0- 0	CONFERENCE	0- 0	0- 1	2- 4				
1- 2	0- 0	0- 0	HOME	0- 0	0- 1	1- 1				
1- 3	0- 0	0- 0	AWAY	0- 0	0- 0	1- 3				
0- 0	0- 0	0- 0	NEUTRAL	0- 0	0- 0	0- 0				

RPI 1-25				RPI 26-50				RPI 51-100				RPI 101+				Team's RPI: 323	
RPI	S	Opponent	Score	RPI	S	Opponent	Score	RPI	S	Opponent	Score	RPI	S	Opponent	Score		
								65	A	Penn	59	70	112	H	St. Francis Brooklyn	48	69
												139	A	Grand Canyon	63	72	
												166	H	Southern Utah	44	57	
												183	A	Mt. St. Mary's	62	63	
												228	H	McNeese St.	57	71	
												233	A	Towson	56	76	
												243	A	Bryant	66	72	
												248	H	Central Conn. St.	60	51	
												250	H	Maine	50	66	
												266	A	Rider	48	62	
												268	H	Robert Morris	52	66	
												287	A	Wagner	65	71	
												293	A	Northern Ariz.	78	72	
												310	H	Columbia	59	62	
												317	A	Monmouth	67	52	
												320	H	NJIT	58	60	
												343	A	Fairleigh Dickinson	86	64	
LAST 12 Division I GAMES:																	
268	H	Robert Morris	52	66	287	A	Wagner	65	71								
343	A	Fairleigh Dickinson	86	64	293	A	Northern Ariz.	78	72								
243	A	Bryant	66	72	139	A	Grand Canyon	63	72								
248	H	Central Conn. St.	60	51	317	A	Monmouth	67	52								
112	H	St. Francis Brooklyn	48	69	233	A	Towson	56	76								
183	A	Mt. St. Mary's	62	63	65	A	Penn	59	70								

Non-Div I Games:

LIU Brooklyn

■ Loss, 
■ Non-Conf, 
■ S Site, 
■ H Home 
■ A Away 
N Neutral

Average RPI Win: <b>336</b>	WON-LOST	WINNING	LAST 10	STRENGTH OF	OPP. STRENGTH	TEAM	ADJ.	CONF.	ADJ CONF.
Average RPI Loss: <b>185</b>	RECORD	PCT. RANK	GAMES	SCHEDULE	OF SCHEDULE	RPI	RPI	RPI	RPI
DIV. I ONLY	3- 15	324	2- 8	263	305	324	324	32	32
DIV. I NON-CONF.	1- 10	331	0- 5	79	259	289	289	32	32
TOTALS	RPI 1-25	RPI 26-50	W-L RECORDS	RPI 51-100	RPI 101-150	RPI 150+			
3- 15	0- 1	0- 1	OVERALL	0- 3	0- 1	3- 9			
2- 4	0- 0	0- 0	HOME	0- 0	0- 0	2- 4			
1- 10	0- 1	0- 1	AWAY	0- 2	0- 1	1- 4			
0- 1	0- 0	0- 0	NEUTRAL	0- 1	0- 0	0- 0			
1- 10	0- 1	0- 1	NON-CONFERENCE	0- 3	0- 1	1- 4			
1- 1	0- 0	0- 0	HOME	0- 0	0- 0	1- 1			
0- 8	0- 1	0- 1	AWAY	0- 2	0- 1	0- 3			
0- 1	0- 0	0- 0	NEUTRAL	0- 1	0- 0	0- 0			
2- 5	0- 0	0- 0	CONFERENCE	0- 0	0- 0	2- 5			
1- 3	0- 0	0- 0	HOME	0- 0	0- 0	1- 3			
1- 2	0- 0	0- 0	AWAY	0- 0	0- 0	1- 2			
0- 0	0- 0	0- 0	NEUTRAL	0- 0	0- 0	0- 0			

RPI 1-25				RPI 26-50				RPI 51-100				RPI 101+ Team's RPI: 324			
RPI	S	Opponent	Score	RPI	S	Opponent	Score	RPI	S	Opponent	Score	RPI	S	Opponent	Score
17	A	Penn St.	62 <b>85</b>	45	A	James Madison	42 <b>87</b>	55	A	Colorado	33 <b>83</b>	126	A	Illinois	28 <b>112</b>
								67	A	Michigan	31 <b>76</b>	207	A	Texas Southern	44 <b>69</b>
								77	N	East Carolina	42 <b>85</b>	229	H	Mississippi Val.	55 <b>70</b>
												231	A	Central Ark.	39 <b>71</b>
												257	H	Grambling	72 <b>77</b>
												269	H	Tennessee Tech	38 <b>66</b>
												289	A	La.-Monroe	54 <b>92</b>
												294	A	La.-Lafayette	50 <b>63</b>
												296	H	Jackson St.	52 <b>64</b>
												312	A	Prairie View	68 <b>71</b>
												326	H	Alabama St.	52 49
												336	H	Neb. Omaha	50 45
												347	A	Ark.-Pine Bluff	64 58
LAST 12 Division I GAMES:															
326	H	Alabama St.	52 49	207	A	Texas Southern	44 <b>69</b>								
347	A	Ark.-Pine Bluff	64 58	67	A	Michigan	31 <b>76</b>								
229	H	Mississippi Val.	55 <b>70</b>	17	A	Penn St.	62 <b>85</b>								
257	H	Grambling	72 <b>77</b>	294	A	La.-Lafayette	50 <b>63</b>								
296	H	Jackson St.	52 <b>64</b>	289	A	La.-Monroe	54 <b>92</b>								
312	A	Prairie View	68 <b>71</b>	77	N	East Carolina	42 <b>85</b>								

Non-Div I Games:

Alcorn

■ Loss, 
 ■ Non-Conf, 
 ■ S Site, 
 ■ H Home 
 ■ A Away 
 N Neutral

Average RPI Win:	346	WON-LOST	WINNING	LAST 10	STRENGTH OF	OPP. STRENGTH	TEAM	ADJ.	CONF.	ADJ CONF.
Average RPI Loss:	190	RECORD	PCT. RANK	GAMES	SCHEDULE	OF SCHEDULE	RPI	RPI	RPI	RPI
DIV. I ONLY	1- 17	342	1- 8	173	339	325	325	31	31	
DIV. I NON-CONF.	0- 10	338	0- 4	81	291	312	312	31	31	
TOTALS	RPI 1-25	RPI 26-50	W-L RECORDS	RPI 51-100	RPI 101-150	RPI 150+				
1- 17	0- 0	0- 1	OVERALL	0- 1	0- 4	1- 11				
0- 7	0- 0	0- 0	HOME	0- 0	0- 2	0- 5				
1- 10	0- 0	0- 0	AWAY	0- 0	0- 0	1- 1				
0- 0	0- 0	0- 0	NEUTRAL	0- 0	0- 0	0- 0				
0- 10	0- 0	0- 1	NON-CONFERENCE	0- 1	0- 3	0- 5				
0- 2	0- 0	0- 0	HOME	0- 0	0- 1	0- 1				
0- 8	0- 0	0- 1	AWAY	0- 1	0- 2	0- 4				
0- 0	0- 0	0- 0	NEUTRAL	0- 0	0- 0	0- 0				
1- 7	0- 0	0- 0	CONFERENCE	0- 0	0- 1	1- 6				
0- 5	0- 0	0- 0	HOME	0- 0	0- 1	0- 4				
1- 2	0- 0	0- 0	AWAY	0- 0	0- 0	1- 2				
0- 0	0- 0	0- 0	NEUTRAL	0- 0	0- 0	0- 0				

RPI 1-25				RPI 26-50				RPI 51-100				RPI 101+				Team's RPI: 325	
RPI	S	Opponent	Score	RPI	S	Opponent	Score	RPI	S	Opponent	Score	RPI	S	Opponent	Score		
				29	A	Oklahoma St.	52 103	78	A	Nebraska	42 77	101	H	Albany (NY)	50 87		
												107	A	Seton Hall	68 97		
												112	A	St. Francis Brooklyn	59 77		
												138	H	Holy Cross	69 92		
												168	A	Old Dominion	57 90		
												169	A	Stony Brook	63 86		
												198	H	Providence	74 109		
												204	A	Yale	77 90		
												216	H	Hartford	76 80		
												239	H	New Hampshire	68 75		
												243	A	Bryant	52 100		
												250	H	Maine	66 75		
												316	H	Binghamton	64 65		
												327	A	Vermont	82 95		
												328	A	Rhode Island	70 77		
												346	A	UMBC	65 57		
LAST 12 Division I GAMES:																	
				239	H	New Hampshire	68 75	316	H	Binghamton	64 65						
				250	H	Maine	66 75	243	A	Bryant	52 100						
				216	H	Hartford	76 80	328	A	Rhode Island	70 77						
				169	A	Stony Brook	63 86	107	A	Seton Hall	68 97						
				101	H	Albany (NY)	50 87	168	A	Old Dominion	57 90						
				346	A	UMBC	65 57	327	A	Vermont	82 95						

Non-Div I Games:	Mount Ida	73	39
------------------	-----------	----	----

UMass Lowell

Loss, Non-Conf, S Site, H Home A Away N Neutral

Average RPI Win:	277	WON-LOST	WINNING	LAST 10	STRENGTH OF	OPP. STRENGTH	TEAM	ADJ.	CONF.	ADJ CONF.
Average RPI Loss:	217	RECORD	PCT. RANK	GAMES	SCHEDULE	OF SCHEDULE	RPI	RPI	RPI	RPI
DIV. I ONLY	6- 8	212	4- 6	343	313	326	326	32	32	
DIV. I NON-CONF.	4- 4	148	3- 3	227	236	230	230	32	32	
TOTALS	RPI 1-25	RPI 26-50	W-L RECORDS	RPI 51-100	RPI 101-150	RPI 150+				
6- 8	0- 0	0- 1	OVERALL	0- 1	0- 0	6- 6				
5- 3	0- 0	0- 0	HOME	0- 0	0- 0	5- 3				
0- 5	0- 0	0- 1	AWAY	0- 1	0- 0	0- 3				
1- 0	0- 0	0- 0	NEUTRAL	0- 0	0- 0	1- 0				
4- 4	0- 0	0- 1	NON-CONFERENCE	0- 1	0- 0	4- 2				
3- 2	0- 0	0- 0	HOME	0- 0	0- 0	3- 2				
0- 2	0- 0	0- 1	AWAY	0- 1	0- 0	0- 0				
1- 0	0- 0	0- 0	NEUTRAL	0- 0	0- 0	1- 0				
2- 4	0- 0	0- 0	CONFERENCE	0- 0	0- 0	2- 4				
2- 1	0- 0	0- 0	HOME	0- 0	0- 0	2- 1				
0- 3	0- 0	0- 0	AWAY	0- 0	0- 0	0- 3				
0- 0	0- 0	0- 0	NEUTRAL	0- 0	0- 0	0- 0				

RPI S	Opponent	Score	RPI S	Opponent	Score	RPI S	Opponent	Score	RPI S	Opponent	Score	Team's RPI: 326
40	A Georgia Tech	58 99	88	A Mississippi St.	49 75	163	H Savannah St.	57 52	209	H Florida A&M	64 63	
						219	H Mercer	54 59	229	H Mississippi Val.	54 56	
						257	A Grambling	63 66	285	H Troy	67 77	
						295	N Brown	82 81	296	A Jackson St.	64 71	
						306	H Samford	44 40	324	A Alcorn	49 52	
						344	H Alabama A&M	92 45	347	H Ark.-Pine Bluff	70 61	
LAST 12 Division I GAMES:												
324	A Alcorn	49 52	295	N Brown	82 81	40	A Georgia Tech	58 99	163	H Savannah St.	57 52	
344	H Alabama A&M	92 45	209	H Florida A&M	64 63	219	H Mercer	54 59	229	H Mississippi Val.	54 56	
347	H Ark.-Pine Bluff	70 61	257	A Grambling	63 66	285	H Troy	67 77	296	A Jackson St.	64 71	
229	H Mississippi Val.	54 56	295	N Brown	82 81	306	H Samford	44 40	324	A Alcorn	49 52	
296	A Jackson St.	64 71	344	H Alabama A&M	92 45	347	H Ark.-Pine Bluff	70 61	40	A Georgia Tech	58 99	
257	A Grambling	63 66	163	H Savannah St.	57 52	209	H Florida A&M	64 63	219	H Mercer	54 59	
			229	H Mississippi Val.	54 56	285	H Troy	67 77	296	A Jackson St.	64 71	
			295	N Brown	82 81	306	H Samford	44 40	324	A Alcorn	49 52	
			344	H Alabama A&M	92 45	347	H Ark.-Pine Bluff	70 61	40	A Georgia Tech	58 99	
			40	A Georgia Tech	58 99	88	A Mississippi St.	49 75				

Non-Div I Games: Stillman 80 52 Mobile 69 57 Bluefield Col. 64 49

Alabama St.

Vermont				Through Games of Jan. 10, 1911						
Average RPI Win:	307	WON-LOST	WINNING	LAST 10	STRENGTH OF	OPP. STRENGTH	TEAM	ADJ.	CONF.	ADJ CONF.
Average RPI Loss:	221	RECORD	PCT. RANK	GAMES	SCHEDULE	OF SCHEDULE	RPI	RPI	RPI	RPI
DIV. I ONLY	6- 14	278	2- 8	328	341	327	327	31	31	
DIV. I NON-CONF.	3- 10	284	1- 5	334	325	337	337	31	31	
-----										
TOTALS	RPI 1-25		RPI 26-50		W-L RECORDS		RPI 51-100		RPI 101-150	RPI 150+
6- 14	0- 0		0- 0		OVERALL		0- 0		0- 2	6- 12
4- 5	0- 0		0- 0		HOME		0- 0		0- 2	4- 3
2- 8	0- 0		0- 0		AWAY		0- 0		0- 0	2- 8
0- 1	0- 0		0- 0		NEUTRAL		0- 0		0- 0	0- 1
3- 10	0- 0		0- 0		NON-CONFERENCE		0- 0		0- 1	3- 9
2- 3	0- 0		0- 0		HOME		0- 0		0- 1	2- 2
1- 6	0- 0		0- 0		AWAY		0- 0		0- 0	1- 6
0- 1	0- 0		0- 0		NEUTRAL		0- 0		0- 0	0- 1
3- 4	0- 0		0- 0		CONFERENCE		0- 0		0- 1	3- 3
2- 2	0- 0		0- 0		HOME		0- 0		0- 1	2- 1
1- 2	0- 0		0- 0		AWAY		0- 0		0- 0	1- 2
0- 0	0- 0		0- 0		NEUTRAL		0- 0		0- 0	0- 0

RPI 1-25				RPI 26-50				RPI 51-100				RPI 101+				Team's RPI: 327	
RPI	S	Opponent	Score	RPI	S	Opponent	Score	RPI	S	Opponent	Score	RPI	S	Opponent	Score		
												101	H	Albany (NY)	49	94	
												102	H	Green Bay	57	74	
												169	H	Stony Brook	49	83	
												196	N	Youngstown St.	67	74	
												197	H	Boston U.	62	80	
												210	A	Lehigh	78	87	
												234	A	Cornell	46	81	
												239	A	New Hampshire	45	60	
												241	H	Canisius	74	51	
												243	A	Bryant	71	82	
												248	H	Central Conn. St.	68	82	
												250	A	Maine	62	92	
												284	A	Dartmouth	62	66	
												287	A	Wagner	80	70	
												295	A	Brown	51	61	
												316	A	Binghamton	65	57	
												325	H	UMass Lowell	95	82	
												328	A	Rhode Island	50	63	
												329	H	North Florida	68	44	
												346	H	UMBC	63	59	
LAST 12 Division I GAMES:																	
				316	A	Binghamton	65 57	295	A	Brown	51 61						
				169	H	Stony Brook	49 83	234	A	Cornell	46 81						
				239	A	New Hampshire	45 60	197	H	Boston U.	62 80						
				346	H	UMBC	63 59	196	N	Youngstown St.	67 74						
				250	A	Maine	62 92	210	A	Lehigh	78 87						
				101	H	Albany (NY)	49 94	241	H	Canisius	74 51						

Non-Div I Games:

Vermont

■ Loss, ■ Non-Conf, S Site, H Home A Away N Neutral

## Rhode Island

Through Games Of Jan. 26, 2014

Average RPI Win:	318	WON-LOST	WINNING	LAST 10	STRENGTH OF	OPP. STRENGTH	TEAM	ADJ.	CONF.	ADJ CONF.
Average RPI Loss:	168	RECORD	PCT. RANK	GAMES	SCHEDULE	OF SCHEDULE	RPI	RPI	RPI	RPI
DIV. I ONLY	5- 14	293	2- 7	305	239	328	328	9	9	
DIV. I NON-CONF.	4- 8	242	3- 1	339	334	340	340	9	9	
TOTALS	RPI 1-25	RPI 26-50	W-L RECORDS	RPI 51-100	RPI 101-150	RPI 150+				
5- 14	0- 1	0- 0	OVERALL	0- 2	0- 2	5- 9				
4- 7	0- 0	0- 0	HOME	0- 1	0- 1	4- 5				
0- 7	0- 1	0- 0	AWAY	0- 1	0- 1	0- 4				
1- 0	0- 0	0- 0	NEUTRAL	0- 0	0- 0	1- 0				
4- 8	0- 0	0- 0	NON-CONFERENCE	0- 0	0- 1	4- 7				
3- 4	0- 0	0- 0	HOME	0- 0	0- 1	3- 3				
0- 4	0- 0	0- 0	AWAY	0- 0	0- 0	0- 4				
1- 0	0- 0	0- 0	NEUTRAL	0- 0	0- 0	1- 0				
1- 6	0- 1	0- 0	CONFERENCE	0- 2	0- 1	1- 2				
1- 3	0- 0	0- 0	HOME	0- 1	0- 0	1- 2				
0- 3	0- 1	0- 0	AWAY	0- 1	0- 1	0- 0				
0- 0	0- 0	0- 0	NEUTRAL	0- 0	0- 0	0- 0				

RPI	S	Opponent	Score	RPI	S	Opponent	Score	RPI	S	Opponent	Score	RPI	S	Opponent	Score	Team's RPI: 328
10	A	Saint Joseph's	35 <b>72</b>					66	A	Duquesne	47 <b>62</b>	136	H	Delaware	43 <b>64</b>	
								75	H	St. Bonaventure	55 <b>63</b>	141	A	Richmond	43 <b>49</b>	
												158	H	La Salle	44 <b>50</b>	
												173	A	Fla. Atlantic	62 <b>78</b>	
												186	H	Northeastern	59 <b>64</b>	
												197	A	Boston U.	49 <b>52</b>	
												198	H	Providence	51 <b>54</b>	
												210	H	Lehigh	57 <b>65</b>	
												248	A	Central Conn. St.	58 <b>65</b>	
												260	H	Saint Louis	50 <b>58</b>	
												281	H	George Mason	59 40	
												295	A	Brown	56 <b>66</b>	
												320	H	NJIT	57 42	
												325	H	UMass Lowell	77 70	
												327	H	Vermont	63 50	
												337	N	Detroit	70 59	
LAST 12 Division I GAMES:																
260	H	Saint Louis	50 <b>58</b>	158	H	La Salle	44 <b>50</b>									
75	H	St. Bonaventure	55 <b>63</b>	198	H	Providence	51 <b>54</b>									
66	A	Duquesne	47 <b>62</b>	327	H	Vermont	63 50									
281	H	George Mason	59 40	325	H	UMass Lowell	77 70									
10	A	Saint Joseph's	35 <b>72</b>	320	H	NJIT	57 42									
141	A	Richmond	43 <b>49</b>	295	A	Brown	56 <b>66</b>									

Non-Div I Games: Molloy 49 38

Rhode Island

■ Loss, 
 ■ Non-Conf, 
 S Site, 
 ■ Home 
 ■ Away 
 N Neutral



North Florida				Through Games of Jan. 10, 1911						
Average RPI Win:	317	WON-LOST	WINNING	LAST 10	STRENGTH OF	OPP. STRENGTH	TEAM	ADJ.	CONF.	ADJ CONF.
Average RPI Loss:	181	RECORD	PCT. RANK	GAMES	SCHEDULE	OF SCHEDULE	RPI	RPI	RPI	RPI
DIV. I ONLY	4- 13	305	3- 7	303	283	329	329	22	22	
DIV. I NON-CONF.	3- 7	259	2- 3	325	281	329	329	22	22	
-----										
TOTALS	RPI 1-25		RPI 26-50	W-L RECORDS	RPI 51-100		RPI 101-150		RPI 150+	
4- 13	0- 0		0- 1	OVERALL	0- 4		0- 0		4- 8	
4- 2	0- 0		0- 0	HOME	0- 0		0- 0		4- 2	
0- 10	0- 0		0- 1	AWAY	0- 4		0- 0		0- 5	
0- 1	0- 0		0- 0	NEUTRAL	0- 0		0- 0		0- 1	
3- 7	0- 0		0- 1	NON-CONFERENCE	0- 2		0- 0		3- 4	
3- 1	0- 0		0- 0	HOME	0- 0		0- 0		3- 1	
0- 5	0- 0		0- 1	AWAY	0- 2		0- 0		0- 2	
0- 1	0- 0		0- 0	NEUTRAL	0- 0		0- 0		0- 1	
1- 6	0- 0		0- 0	CONFERENCE	0- 2		0- 0		1- 4	
1- 1	0- 0		0- 0	HOME	0- 0		0- 0		1- 1	
0- 5	0- 0		0- 0	AWAY	0- 2		0- 0		0- 3	
0- 0	0- 0		0- 0	NEUTRAL	0- 0		0- 0		0- 0	

RPI 1-25				RPI 26-50				RPI 51-100				RPI 101+				Team's RPI: 329	
RPI	S	Opponent	Score	RPI	S	Opponent	Score	RPI	S	Opponent	Score	RPI	S	Opponent	Score		
				28	A	Florida St.	42 61	73	A	Stetson	67 75	166	A	Clemson	44 48		
								74	A	Florida	77 88	200	H	Northern Ky.	51 57		
								79	A	FGCU	34 54	201	A	Jacksonville	42 74		
								96	A	Miami (FL)	39 79	219	A	Mercer	48 62		
												265	N	Siena	60 61		
												305	H	Ga. Southern	56 47		
												306	H	Samford	62 44		
												307	H	Tennessee St.	51 67		
												318	H	Lipscomb	78 66		
												321	A	Kennesaw St.	51 59		
												327	A	Vermont	44 68		
												339	H	Air Force	61 40		
LAST 12 Division I GAMES:																	
				79	A	FGCU	34 54	219	A	Mercer	48 62						
				73	A	Stetson	67 75	305	H	Ga. Southern	56 47						
				318	H	Lipscomb	78 66	339	H	Air Force	61 40						
				200	H	Northern Ky.	51 57	28	A	Florida St.	42 61						
				201	A	Jacksonville	42 74	307	H	Tennessee St.	51 67						
				321	A	Kennesaw St.	51 59	166	A	Clemson	44 48						

Non-Div I Games:	Edward Waters	76	55
------------------	---------------	----	----

North Florida

Loss, Non-Conf, S Site, H Home A Away N Neutral

Average RPI Win:	272	WON-LOST	WINNING	LAST 10	STRENGTH OF	OPP. STRENGTH	TEAM	ADJ.	CONF.	ADJ CONF.
Average RPI Loss:	219	RECORD	PCT. RANK	GAMES	SCHEDULE	OF SCHEDULE	RPI	RPI	RPI	RPI
DIV. I ONLY	6- 13	263	4- 6	327	336	330	330	29	29	
DIV. I NON-CONF.	3- 9	278	2- 3	319	332	327	327	28	28	
TOTALS	RPI 1-25	RPI 26-50	W-L RECORDS	RPI 51-100	RPI 101-150	RPI 150+				
6- 13	0- 0	0- 0	OVERALL	0- 1	0- 1	6- 11				
5- 5	0- 0	0- 0	HOME	0- 1	0- 0	5- 4				
1- 8	0- 0	0- 0	AWAY	0- 0	0- 1	1- 7				
0- 0	0- 0	0- 0	NEUTRAL	0- 0	0- 0	0- 0				
3- 9	0- 0	0- 0	NON-CONFERENCE	0- 0	0- 1	3- 8				
2- 3	0- 0	0- 0	HOME	0- 0	0- 0	2- 3				
1- 6	0- 0	0- 0	AWAY	0- 0	0- 1	1- 5				
0- 0	0- 0	0- 0	NEUTRAL	0- 0	0- 0	0- 0				
3- 4	0- 0	0- 0	CONFERENCE	0- 1	0- 0	3- 3				
3- 2	0- 0	0- 0	HOME	0- 1	0- 0	3- 1				
0- 2	0- 0	0- 0	AWAY	0- 0	0- 0	0- 2				
0- 0	0- 0	0- 0	NEUTRAL	0- 0	0- 0	0- 0				

RPI S	Opponent	Score	RPI S	Opponent	Score	RPI S	Opponent	Score	RPI S	Opponent	Score	Team's RPI: 330
						100	H Idaho	64 81	120	A Missouri	69 78	
									172	A Eastern Mich.	66 75	
									184	H Bakersfield	80 87	
									187	H Sam Houston St.	76 78	
									191	A San Francisco	70 62	
									193	H Toledo	81 96	
									202	A Tex.-Pan American	50 65	
									207	H Texas Southern	80 79	
									226	H Seattle	77 65	
									240	A North Texas	70 77	
									256	A San Jose St.	76 81	
									270	H Western Ill.	74 80	
									301	A New Mexico St.	77 106	
									308	A Southeast Mo. St.	74 76	
									311	A SIU Edwardsville	76 79	
									322	H Eastern Ill.	69 62	
									341	H Utah Valley	83 66	
									345	H Chicago St.	83 60	
LAST 12 Division I GAMES:												
184	H Bakersfield	80 87	100	H Idaho	64 81							
341	H Utah Valley	83 66	270	H Western Ill.	74 80							
301	A New Mexico St.	77 106	256	A San Jose St.	76 81							
202	A Tex.-Pan American	50 65	191	A San Francisco	70 62							
345	H Chicago St.	83 60	207	H Texas Southern	80 79							
226	H Seattle	77 65	172	A Eastern Mich.	66 75							

Non-Div I Games: Maryville (MO) 83 79

UMKC

■ Loss, 
 ■ Non-Conf, 
 ■ S Site, 
 ■ H Home 
 ■ A Away 
 N Neutral

Average RPI Win:	293	WON-LOST	WINNING	LAST 10	STRENGTH OF	OPP. STRENGTH	TEAM	ADJ.	CONF.	ADJ CONF.
Average RPI Loss:	201	RECORD	PCT. RANK	GAMES	SCHEDULE	OF SCHEDULE	RPI	RPI	RPI	RPI
DIV. I ONLY	4- 11	290	3- 6	337	215	331	331	24	24	
DIV. I NON-CONF.	1- 8	318	0- 5	297	219	335	335	25	25	
TOTALS	RPI 1-25	RPI 26-50	W-L RECORDS	RPI 51-100	RPI 101-150	RPI 150+				
4- 11	0- 1	0- 0	OVERALL	0- 1	0- 1	4- 8				
3- 2	0- 0	0- 0	HOME	0- 0	0- 0	3- 2				
1- 9	0- 1	0- 0	AWAY	0- 1	0- 1	1- 6				
0- 0	0- 0	0- 0	NEUTRAL	0- 0	0- 0	0- 0				
1- 8	0- 1	0- 0	NON-CONFERENCE	0- 1	0- 1	1- 5				
1- 0	0- 0	0- 0	HOME	0- 0	0- 0	1- 0				
0- 8	0- 1	0- 0	AWAY	0- 1	0- 1	0- 5				
0- 0	0- 0	0- 0	NEUTRAL	0- 0	0- 0	0- 0				
3- 3	0- 0	0- 0	CONFERENCE	0- 0	0- 0	3- 3				
2- 2	0- 0	0- 0	HOME	0- 0	0- 0	2- 2				
1- 1	0- 0	0- 0	AWAY	0- 0	0- 0	1- 1				
0- 0	0- 0	0- 0	NEUTRAL	0- 0	0- 0	0- 0				

RPI 1-25				RPI 26-50				RPI 51-100				RPI 101+ Team's RPI: 331			
RPI	S	Opponent	Score	RPI	S	Opponent	Score	RPI	S	Opponent	Score	RPI	S	Opponent	Score
8	A	South Carolina	26 70					59	A	Georgia	58 74	134	A	Col. of Charleston	56 70
												151	A	USC Upstate	57 58
												166	A	Clemson	46 88
												179	A	Coppin St.	49 62
												209	H	Florida A&M	68 57
												274	H	Bethune-Cookman	53 71
												283	A	UNC Greensboro	63 72
												297	A	Morgan St.	80 53
												303	H	Norfolk St.	54 59
												313	A	Jacksonville St.	63 73
												332	H	Presbyterian	43 41
												333	H	UMES	63 50
												344	A	Alabama A&M	78 81
LAST 12 Division I GAMES:															
303	H	Norfolk St.	54 59	8	A	South Carolina	26 70	313	A	Jacksonville St.	63 73	344	A	Alabama A&M	78 81
274	H	Bethune-Cookman	53 71					166	A	Clemson	46 88	134	A	Col. of Charleston	56 70
209	H	Florida A&M	68 57					59	A	Georgia	58 74				
179	A	Coppin St.	49 62												
297	A	Morgan St.	80 53												
333	H	UMES	63 50												

Non-Div I Games: Southern Wesleyan 104 69

South Carolina St.

Presbyterian

Through Games Of Jan. 26, 2014

Average RPI Win:	285	WON-LOST	WINNING	LAST 10	STRENGTH OF	OPP. STRENGTH	TEAM	ADJ.	CONF.	ADJ CONF.
Average RPI Loss:	195	RECORD	PCT. RANK	GAMES	SCHEDULE	OF SCHEDULE	RPI	RPI	RPI	RPI
DIV. I ONLY	2- 16	337	2- 8	222	322	332	332	28	28	
DIV. I NON-CONF.	0- 7	338	0- 1	148	205	325	325	29	29	
TOTALS	RPI 1-25	RPI 26-50	W-L RECORDS	RPI 51-100	RPI 101-150	RPI 150+				
2- 16	0- 1	0- 0	OVERALL	0- 2	0- 3	2- 10				
2- 5	0- 0	0- 0	HOME	0- 0	0- 0	2- 5				
0- 11	0- 1	0- 0	AWAY	0- 2	0- 3	0- 5				
0- 0	0- 0	0- 0	NEUTRAL	0- 0	0- 0	0- 0				
0- 7	0- 1	0- 0	NON-CONFERENCE	0- 2	0- 1	0- 3				
0- 2	0- 0	0- 0	HOME	0- 0	0- 0	0- 2				
0- 5	0- 1	0- 0	AWAY	0- 2	0- 1	0- 1				
0- 0	0- 0	0- 0	NEUTRAL	0- 0	0- 0	0- 0				
2- 9	0- 0	0- 0	CONFERENCE	0- 0	0- 2	2- 7				
2- 3	0- 0	0- 0	HOME	0- 0	0- 0	2- 3				
0- 6	0- 0	0- 0	AWAY	0- 0	0- 2	0- 4				
0- 0	0- 0	0- 0	NEUTRAL	0- 0	0- 0	0- 0				

RPI S	Opponent	Score	RPI S	Opponent	Score	RPI S	Opponent	Score	RPI S	Opponent	Score	Team's RPI: 332
16	A North Carolina St.	45 85				59	A Georgia	30 45	122	A Winthrop	50 55	
						69	A Auburn	27 64	133	A Virginia Tech	33 55	
									143	A Liberty	51 59	
									180	A High Point	64 75	
									217	H Campbell	43 46	
									222	H N.C. Central	44 55	
									227	H Coastal Caro.	71 68	
									250	A Gardner-Webb	56 59	
									250	H Gardner-Webb	52 54	
									261	A UNC Asheville	47 54	
									267	H Western Caro.	38 42	
									280	A Charleston So.	50 68	
									314	H Longwood	43 46	
									331	A South Carolina St.	41 43	
									342	H Radford	70 45	
LAST 12 Division I GAMES:												
250	A Gardner-Webb	56 59	342	H Radford	70 45							
280	A Charleston So.	50 68	314	H Longwood	43 46							
217	H Campbell	43 46	261	A UNC Asheville	47 54							
227	H Coastal Caro.	71 68	122	A Winthrop	50 55							
143	A Liberty	51 59	69	A Auburn	27 64							
180	A High Point	64 75	250	H Gardner-Webb	52 54							

Non-Div I Games: Truett-McConnell 83 41 Columbia (SC) 96 38

Presbyterian

Loss, Non-Conf, S Site, H Home A Away N Neutral

UMES				STRENGTH OF SCHEDULE	OPP. STRENGTH OF SCHEDULE	TEAM RPI	ADJ. RPI	CONF. RPI	ADJ CONF. RPI
Average RPI Win:	314	WON-LOST RECORD	WINNING PCT. RANK						
Average RPI Loss:	186		LAST 10 GAMES						
DIV. I ONLY	2- 13	334	0- 10	315	212	333	333	24	24
DIV. I NON-CONF.	2- 8	295	1- 5	277	109	293	293	25	25
-----									
TOTALS	RPI 1-25	RPI 26-50	W-L RECORDS	RPI 51-100	RPI 101-150	RPI 150+			
2- 13	0- 1	0- 1	OVERALL	0- 1	0- 1	2- 9			
1- 2	0- 0	0- 0	HOME	0- 0	0- 0	1- 2			
1- 11	0- 1	0- 1	AWAY	0- 1	0- 1	1- 7			
0- 0	0- 0	0- 0	NEUTRAL	0- 0	0- 0	0- 0			
2- 8	0- 1	0- 1	NON-CONFERENCE	0- 1	0- 1	2- 4			
1- 1	0- 0	0- 0	HOME	0- 0	0- 0	1- 1			
1- 7	0- 1	0- 1	AWAY	0- 1	0- 1	1- 3			
0- 0	0- 0	0- 0	NEUTRAL	0- 0	0- 0	0- 0			
0- 5	0- 0	0- 0	CONFERENCE	0- 0	0- 0	0- 5			
0- 1	0- 0	0- 0	HOME	0- 0	0- 0	0- 1			
0- 4	0- 0	0- 0	AWAY	0- 0	0- 0	0- 4			
0- 0	0- 0	0- 0	NEUTRAL	0- 0	0- 0	0- 0			

RPI 1-25				RPI 26-50				RPI 51-100				RPI 101+ Team's RPI: 333			
RPI	S	Opponent	Score	RPI	S	Opponent	Score	RPI	S	Opponent	Score	RPI	S	Opponent	Score
15	A	Syracuse	42 113	42	A	Oklahoma	46 105	52	A	Virginia	46 81	135	A	American	69 76
												151	H	USC Upstate	83 87
												163	A	Savannah St.	46 63
												168	A	Old Dominion	57 82
												183	A	Mt. St. Mary's	61 85
												274	A	Bethune-Cookman	70 78
												281	H	George Mason	93 91
												282	A	Howard	75 77
												303	H	Norfolk St.	66 73
												317	A	Monmouth	65 67
												331	A	South Carolina St.	50 63
												346	A	UMBC	68 45
LAST 12 Division I GAMES:															
274	A	Bethune-Cookman	70 78	52	A	Virginia	46 81								
282	A	Howard	75 77	42	A	Oklahoma	46 105								
303	H	Norfolk St.	66 73	168	A	Old Dominion	57 82								
163	A	Savannah St.	46 63	317	A	Monmouth	65 67								
331	A	South Carolina St.	50 63	281	H	George Mason	93 91								
183	A	Mt. St. Mary's	61 85	15	A	Syracuse	42 113								

Non-Div I Games: Lincoln (PA) 71 63

UMES

■ Loss, 
 ■ Non-Conf, 
 ■ S Site, 
 ■ Home 
 ■ A Away 
 N Neutral

Average RPI Win:	270	WON-LOST	WINNING	LAST 10	STRENGTH OF	OPP. STRENGTH	TEAM	ADJ.	CONF.	ADJ CONF.
Average RPI Loss:	217	RECORD	PCT. RANK	GAMES	SCHEDULE	OF SCHEDULE	RPI	RPI	RPI	RPI
DIV. I ONLY	3- 14	322	2- 8	275	331	334	334	23	23	
DIV. I NON-CONF.	1- 8	318	0- 4	274	341	339	339	21	21	
TOTALS	RPI 1-25	RPI 26-50	W-L RECORDS	RPI 51-100	RPI 101-150	RPI 150+				
3- 14	0- 1	0- 0	OVERALL	0- 1	0- 1	3- 11				
3- 2	0- 0	0- 0	HOME	0- 0	0- 0	3- 2				
0- 11	0- 1	0- 0	AWAY	0- 1	0- 1	0- 8				
0- 1	0- 0	0- 0	NEUTRAL	0- 0	0- 0	0- 1				
1- 8	0- 1	0- 0	NON-CONFERENCE	0- 0	0- 0	1- 7				
1- 1	0- 0	0- 0	HOME	0- 0	0- 0	1- 1				
0- 6	0- 1	0- 0	AWAY	0- 0	0- 0	0- 5				
0- 1	0- 0	0- 0	NEUTRAL	0- 0	0- 0	0- 1				
2- 6	0- 0	0- 0	CONFERENCE	0- 1	0- 1	2- 4				
2- 1	0- 0	0- 0	HOME	0- 0	0- 0	2- 1				
0- 5	0- 0	0- 0	AWAY	0- 1	0- 1	0- 3				
0- 0	0- 0	0- 0	NEUTRAL	0- 0	0- 0	0- 0				

RPI 1-25				RPI 26-50				RPI 51-100				RPI 101+ Team's RPI: 334			
RPI	S	Opponent	Score	RPI	S	Opponent	Score	RPI	S	Opponent	Score	RPI	S	Opponent	Score
21	A	Maryland	53 110					56	A	Chattanooga	36 75	146	A	Furman	58 82
												159	A	Davidson	74 88
												166	A	Clemson	50 72
												222	H	N.C. Central	44 53
												247	H	Appalachian St.	43 63
												250	A	Gardner-Webb	57 68
												261	H	UNC Asheville	67 55
												267	H	Western Caro.	61 58
												280	A	Charleston So.	45 68
												282	N	Howard	55 63
												283	H	UNC Greensboro	76 70
												297	A	Marshall	56 71
												303	A	Norfolk St.	59 67
												305	A	Ga. Southern	70 79
												306	A	Samford	52 64
LAST 12 Division I GAMES:															
283	H	UNC Greensboro	76 70	282	N	Howard	55 63								
306	A	Samford	52 64	21	A	Maryland	53 110								
56	A	Chattanooga	36 75	297	A	Marshall	56 71								
146	A	Furman	58 82	305	A	Ga. Southern	70 79								
247	H	Appalachian St.	43 63	250	A	Gardner-Webb	57 68								
267	H	Western Caro.	61 58	159	A	Davidson	74 88								

Non-Div I Games: Bluefield Col. 63 44

Wofford

Loss, Non-Conf, S Site, H Home A Away N Neutral

Average RPI Win:	278	WON-LOST	WINNING	LAST 10	STRENGTH OF	OPP. STRENGTH	TEAM	ADJ.	CONF.	ADJ CONF.
Average RPI Loss:	205	RECORD	PCT. RANK	GAMES	SCHEDULE	OF SCHEDULE	RPI	RPI	RPI	RPI
DIV. I ONLY	4- 14	308	2- 8	317	281	335	335	18	18	
DIV. I NON-CONF.	2- 9	299	1- 4	321	328	336	336	17	17	
TOTALS	RPI 1-25	RPI 26-50	W-L RECORDS	RPI 51-100	RPI 101-150	RPI 150+				
4- 14	0- 0	0- 0	OVERALL	0- 1	0- 4	4- 9				
3- 8	0- 0	0- 0	HOME	0- 1	0- 2	3- 5				
1- 6	0- 0	0- 0	AWAY	0- 0	0- 2	1- 4				
0- 0	0- 0	0- 0	NEUTRAL	0- 0	0- 0	0- 0				
2- 9	0- 0	0- 0	NON-CONFERENCE	0- 1	0- 2	2- 6				
1- 5	0- 0	0- 0	HOME	0- 1	0- 1	1- 3				
1- 4	0- 0	0- 0	AWAY	0- 0	0- 1	1- 3				
0- 0	0- 0	0- 0	NEUTRAL	0- 0	0- 0	0- 0				
2- 5	0- 0	0- 0	CONFERENCE	0- 0	0- 2	2- 3				
2- 3	0- 0	0- 0	HOME	0- 0	0- 1	2- 2				
0- 2	0- 0	0- 0	AWAY	0- 0	0- 1	0- 1				
0- 0	0- 0	0- 0	NEUTRAL	0- 0	0- 0	0- 0				

RPI S	Opponent	Score	RPI S	Opponent	Score	RPI S	Opponent	Score	RPI S	Opponent	Score	Team's RPI: 335
						93	H UT Martin	55 85	105	H Indiana St.	44 63	
									110	H Wright St.	64 67	
									126	A Illinois	43 78	
									144	A UNI	53 87	
									190	A IPFW	62 79	
									205	H Loyola Chicago	48 60	
									212	H Illinois St.	59 76	
									230	H Austin Peay	69 71	
									231	A Central Ark.	39 37	
									238	A Drake	72 74	
									264	H Morehead St.	50 59	
									273	H Bradley	100 96	
									286	H Evansville	66 57	
									297	A Marshall	59 82	
									308	A Southeast Mo. St.	50 72	
									322	H Eastern Ill.	66 60	
									345	H Chicago St.	51 55	
LAST 12 Division I GAMES:												
286	H Evansville	66 57	273	H Bradley	100 96							
105	H Indiana St.	44 63	264	H Morehead St.	50 59							
212	H Illinois St.	59 76	93	H UT Martin	55 85							
144	A UNI	53 87	345	H Chicago St.	51 55							
238	A Drake	72 74	322	H Eastern Ill.	66 60							
205	H Loyola Chicago	48 60	308	A Southeast Mo. St.	50 72							

Non-Div I Games:

Southern Ill.

Average RPI Win:	292	WON-LOST	WINNING	LAST 10	STRENGTH OF	OPP. STRENGTH	TEAM	ADJ.	CONF.	ADJ CONF.
Average RPI Loss:	217	RECORD	PCT. RANK	GAMES	SCHEDULE	OF SCHEDULE	RPI	RPI	RPI	RPI
DIV. I ONLY	6- 10	243	3- 5	347	308	336	336	21	21	
DIV. I NON-CONF.	5- 6	173	3- 2	347	346	328	328	20	20	
TOTALS	RPI 1-25	RPI 26-50	W-L RECORDS	RPI 51-100	RPI 101-150	RPI 150+				
6- 10	0- 0	0- 1	OVERALL	0- 0	0- 0	6- 9				
4- 3	0- 0	0- 1	HOME	0- 0	0- 0	4- 2				
0- 7	0- 0	0- 0	AWAY	0- 0	0- 0	0- 7				
2- 0	0- 0	0- 0	NEUTRAL	0- 0	0- 0	2- 0				
5- 6	0- 0	0- 0	NON-CONFERENCE	0- 0	0- 0	5- 6				
3- 1	0- 0	0- 0	HOME	0- 0	0- 0	3- 1				
0- 5	0- 0	0- 0	AWAY	0- 0	0- 0	0- 5				
2- 0	0- 0	0- 0	NEUTRAL	0- 0	0- 0	2- 0				
1- 4	0- 0	0- 1	CONFERENCE	0- 0	0- 0	1- 3				
1- 2	0- 0	0- 1	HOME	0- 0	0- 0	1- 1				
0- 2	0- 0	0- 0	AWAY	0- 0	0- 0	0- 2				
0- 0	0- 0	0- 0	NEUTRAL	0- 0	0- 0	0- 0				

RPI S	Opponent	Score	RPI S	Opponent	Score	RPI S	Opponent	Score	RPI S	Opponent	Score	Team's RPI: 336
			47 H	South Dakota St.	66 80				157 A	Long Beach St.	61 77	
									164 A	Northern Colo.	73 78	
									184 A	Bakersfield	65 69	
									192 A	South Dakota	51 75	
									202 N	Tex.-Pan American	73 61	
									230 N	Austin Peay	70 54	
									263 H	Milwaukee	48 68	
									270 H	Western Ill.	62 84	
									275 A	Denver	66 73	
									290 H	North Dakota St.	66 48	
									294 A	La.-Lafayette	68 80	
									324 A	Alcorn	45 50	
									339 H	Air Force	84 56	
									345 H	Chicago St.	76 62	
									347 H	Ark.-Pine Bluff	76 48	
LAST 12 Division I GAMES:												
			192 A	South Dakota	51 75		230 N	Austin Peay	70 54			
			275 A	Denver	66 73		202 N	Tex.-Pan American	73 61			
			47 H	South Dakota St.	66 80		339 H	Air Force	84 56			
			290 H	North Dakota St.	66 48		164 A	Northern Colo.	73 78			
			270 H	Western Ill.	62 84		157 A	Long Beach St.	61 77			
			263 H	Milwaukee	48 68		184 A	Bakersfield	65 69			

Non-Div I Games: Doane 80 72 Eureka 102 54 Graceland (IA) 109 52

Neb. Omaha

Loss, Non-Conf, S Site, H Home A Away N Neutral



Average RPI Win: <b>325</b>	WON-LOST	WINNING	LAST 10	STRENGTH OF	OPP. STRENGTH	TEAM	ADJ.	CONF.	ADJ CONF.
Average RPI Loss: <b>187</b>	RECORD	PCT. RANK	GAMES	SCHEDULE	OF SCHEDULE	RPI	RPI	RPI	RPI
DIV. I ONLY	2- 15	336	1- 8	296	291	337	337	19	19
DIV. I NON-CONF.	2- 9	299	2- 3	304	302	331	331	19	19
TOTALS	RPI 1-25	RPI 26-50	W-L RECORDS	RPI 51-100	RPI 101-150	RPI 150+			
2- 15	0- 0	0- 1	OVERALL	0- 1	0- 3	2- 10			
0- 7	0- 0	0- 0	HOME	0- 1	0- 2	0- 4			
0- 7	0- 0	0- 1	AWAY	0- 0	0- 1	0- 5			
2- 1	0- 0	0- 0	NEUTRAL	0- 0	0- 0	2- 1			
2- 9	0- 0	0- 1	NON-CONFERENCE	0- 1	0- 1	2- 6			
0- 4	0- 0	0- 0	HOME	0- 1	0- 1	0- 2			
0- 4	0- 0	0- 1	AWAY	0- 0	0- 0	0- 3			
2- 1	0- 0	0- 0	NEUTRAL	0- 0	0- 0	2- 1			
0- 6	0- 0	0- 0	CONFERENCE	0- 0	0- 2	0- 4			
0- 3	0- 0	0- 0	HOME	0- 0	0- 1	0- 2			
0- 3	0- 0	0- 0	AWAY	0- 0	0- 1	0- 2			
0- 0	0- 0	0- 0	NEUTRAL	0- 0	0- 0	0- 0			

RPI S	Opponent	Score	RPI S	Opponent	Score	RPI S	Opponent	Score	RPI S	Opponent	Score	Team's RPI: 337
49	A Michigan St.	41 80	67	H Michigan	63 83	110	A Wright St.	57 82	111	H Ill.-Chicago	67 83	
						142	H Ball St.	74 80	172	H Eastern Mich.	96 104	
						182	H Cleveland St.	71 78	190	H IPFW	73 84	
						193	A Toledo	70 79	215	H Oakland	63 78	
						221	A Western Mich.	86 103	241	A Canisius	67 77	
						263	A Milwaukee	69 81	305	N Ga. Southern	82 79	
						315	A Valparaiso	44 85	328	N Rhode Island	59 70	
						345	N Chicago St.	85 64				
LAST 12 Division I GAMES:												
263	A Milwaukee	69 81	190	H IPFW	73 84							
315	A Valparaiso	44 85	172	H Eastern Mich.	96 104							
111	H Ill.-Chicago	67 83	345	N Chicago St.	85 64							
215	H Oakland	63 78	193	A Toledo	70 79							
182	H Cleveland St.	71 78	305	N Ga. Southern	82 79							
110	A Wright St.	57 82	328	N Rhode Island	59 70							

Non-Div I Games: Madonna 76 86 Lawrence Tech 84 60

Detroit

Average RPI Win: 262		WON-LOST	WINNING	LAST 10	STRENGTH OF	OPP. STRENGTH	TEAM	ADJ.	CONF.	ADJ CONF.
Average RPI Loss: 207		RECORD	PCT. RANK	GAMES	SCHEDULE	OF SCHEDULE	RPI	RPI	RPI	RPI
DIV. I ONLY		1- 15	338	1- 9	247	303	338	338	26	26
DIV. I NON-CONF.		1- 8	318	1- 3	143	286	308	308	26	26
TOTALS	RPI 1-25		RPI 26-50		W-L RECORDS	RPI 51-100	RPI 101-150		RPI 150+	
1- 15	0- 0		0- 2		OVERALL	0- 0	0- 3		1- 10	
1- 7	0- 0		0- 0		HOME	0- 0	0- 2		1- 5	
0- 8	0- 0		0- 2		AWAY	0- 0	0- 1		0- 5	
0- 0	0- 0		0- 0		NEUTRAL	0- 0	0- 0		0- 0	
1- 8	0- 0		0- 2		NON-CONFERENCE	0- 0	0- 2		1- 4	
1- 2	0- 0		0- 0		HOME	0- 0	0- 1		1- 1	
0- 6	0- 0		0- 2		AWAY	0- 0	0- 1		0- 3	
0- 0	0- 0		0- 0		NEUTRAL	0- 0	0- 0		0- 0	
0- 7	0- 0		0- 0		CONFERENCE	0- 0	0- 1		0- 6	
0- 5	0- 0		0- 0		HOME	0- 0	0- 1		0- 4	
0- 2	0- 0		0- 0		AWAY	0- 0	0- 0		0- 2	
0- 0	0- 0		0- 0		NEUTRAL	0- 0	0- 0		0- 0	

RPI 1-25				RPI 26-50				RPI 51-100				RPI 101+				Team's RPI: 338	
RPI	S	Opponent	Score	RPI	S	Opponent	Score	RPI	S	Opponent	Score	RPI	S	Opponent	Score		
				29	A	Oklahoma St.	35 74					117	H	VCU	63 74		
				42	A	Oklahoma	46 99					123	H	Arkansas St.	62 66		
												145	A	UTSA	56 74		
												178	H	UALR	57 64		
												202	A	Tex.-Pan American	63 75		
												240	H	North Texas	55 70		
												262	H	A&M-Corpus Christi	75 64		
												277	A	Texas St.	60 68		
												285	H	Troy	62 85		
												288	H	South Ala.	72 73		
												289	H	La.-Monroe	67 84		
												293	A	Northern Ariz.	65 85		
												294	A	La.-Lafayette	64 66		
												302	A	Houston Baptist	60 72		
LAST 12 Division I GAMES:																	
				288	H	South Ala.	72 73	123	H	Arkansas St.	62 66						
				285	H	Troy	62 85	262	H	A&M-Corpus Christi	75 64						
				277	A	Texas St.	60 68	202	A	Tex.-Pan American	63 75						
				294	A	La.-Lafayette	64 66	293	A	Northern Ariz.	65 85						
				289	H	La.-Monroe	67 84	240	H	North Texas	55 70						
				178	H	UALR	57 64	117	H	VCU	63 74						

Non-Div I Games:	Incarnate Word	48	52	Abilene Christian	72	79
------------------	----------------	----	----	-------------------	----	----

Texas-Arlington

■ Loss, ■ Non-Conf, S Site, H Home A Away N Neutral

Average RPI Win:	290	WON-LOST	WINNING	LAST 10	STRENGTH OF	OPP. STRENGTH	TEAM	ADJ.	CONF.	ADJ CONF.
Average RPI Loss:	213	RECORD	PCT. RANK	GAMES	SCHEDULE	OF SCHEDULE	RPI	RPI	RPI	RPI
DIV. I ONLY	1- 16	340	0- 10	281	290	339	339	20	20	
DIV. I NON-CONF.	1- 9	326	1- 4	332	321	345	345	23	23	
TOTALS	RPI 1-25	RPI 26-50	W-L RECORDS	RPI 51-100	RPI 101-150	RPI 150+				
1- 16	0- 1	0- 0	OVERALL	0- 1	0- 3	1- 11				
1- 6	0- 0	0- 0	HOME	0- 0	0- 2	1- 4				
0- 9	0- 1	0- 0	AWAY	0- 1	0- 1	0- 6				
0- 1	0- 0	0- 0	NEUTRAL	0- 0	0- 0	0- 1				
1- 9	0- 1	0- 0	NON-CONFERENCE	0- 1	0- 0	1- 7				
1- 3	0- 0	0- 0	HOME	0- 0	0- 0	1- 3				
0- 5	0- 1	0- 0	AWAY	0- 1	0- 0	0- 3				
0- 1	0- 0	0- 0	NEUTRAL	0- 0	0- 0	0- 1				
0- 7	0- 0	0- 0	CONFERENCE	0- 0	0- 3	0- 4				
0- 3	0- 0	0- 0	HOME	0- 0	0- 2	0- 1				
0- 4	0- 0	0- 0	AWAY	0- 0	0- 1	0- 3				
0- 0	0- 0	0- 0	NEUTRAL	0- 0	0- 0	0- 0				

RPI 1-25				RPI 26-50				RPI 51-100				RPI 101+ Team's RPI: 339			
RPI	S	Opponent	Score	RPI	S	Opponent	Score	RPI	S	Opponent	Score	RPI	S	Opponent	Score
18	A	North Carolina	26 87					63	A	Wichita St.	37 61	121	H	Colorado St.	49 87
												132	H	Fresno St.	43 77
												149	A	Wyoming	47 82
												164	H	Northern Colo.	60 71
												170	A	San Diego St.	39 72
												223	A	Utah St.	78 88
												225	H	UNLV	65 72
												256	A	San Jose St.	70 79
												275	H	Denver	64 72
												290	H	North Dakota St.	82 63
												309	A	Weber St.	69 81
												311	H	SIU Edwardsville	55 76
												322	N	Eastern Ill.	44 76
												329	A	North Florida	40 61
												336	A	Neb. Omaha	56 84
LAST 12 Division I GAMES:															
149	A	Wyoming	47 82	223	A	Utah St.	78 88								
121	H	Colorado St.	49 87	322	N	Eastern Ill.	44 76								
256	A	San Jose St.	70 79	329	A	North Florida	40 61								
170	A	San Diego St.	39 72	336	A	Neb. Omaha	56 84								
132	H	Fresno St.	43 77	311	H	SIU Edwardsville	55 76								
225	H	UNLV	65 72	290	H	North Dakota St.	82 63								

Non-Div I Games:

Air Force

## New Orleans

Through Games Of Jan. 26, 2014

Average RPI Win:	0	WON-LOST	WINNING	LAST 10	STRENGTH OF	OPP. STRENGTH	TEAM	ADJ.	CONF.	ADJ CONF.
Average RPI Loss:	217	RECORD	PCT. RANK	GAMES	SCHEDULE	OF SCHEDULE	RPI	RPI	RPI	RPI
DIV. I ONLY	0- 17	346	0- 8	252	334	340	340	25	25	
DIV. I NON-CONF.	0- 11	338	0- 4	239	323	341	341	24	24	
TOTALS	RPI 1-25	RPI 26-50	W-L RECORDS	RPI 51-100	RPI 101-150	RPI 150+				
0- 17	0- 1	0- 0	OVERALL	0- 3	0- 0	0- 13				
0- 5	0- 0	0- 0	HOME	0- 0	0- 0	0- 5				
0- 11	0- 0	0- 0	AWAY	0- 3	0- 0	0- 8				
0- 1	0- 1	0- 0	NEUTRAL	0- 0	0- 0	0- 0				
0- 11	0- 1	0- 0	NON-CONFERENCE	0- 3	0- 0	0- 7				
0- 3	0- 0	0- 0	HOME	0- 0	0- 0	0- 3				
0- 7	0- 0	0- 0	AWAY	0- 3	0- 0	0- 4				
0- 1	0- 1	0- 0	NEUTRAL	0- 0	0- 0	0- 0				
0- 6	0- 0	0- 0	CONFERENCE	0- 0	0- 0	0- 6				
0- 2	0- 0	0- 0	HOME	0- 0	0- 0	0- 2				
0- 4	0- 0	0- 0	AWAY	0- 0	0- 0	0- 4				
0- 0	0- 0	0- 0	NEUTRAL	0- 0	0- 0	0- 0				

RPI 1-25				RPI 26-50				RPI 51-100				RPI 101+ Team's RPI: 340			
RPI	S	Opponent	Score	RPI	S	Opponent	Score	RPI	S	Opponent	Score	RPI	S	Opponent	Score
18	N	North Carolina	41 124					87	A	Southern Miss.	61 83	187	H	Sam Houston St.	47 78
								88	A	Mississippi St.	38 111	189	H	Lamar	53 80
								99	A	Tulane	46 81	208	A	Louisiana Tech	39 69
												224	A	Nicholls St.	40 89
												228	A	McNeese St.	59 82
												257	H	Grambling	52 76
												262	A	A&M-Corpus Christi	44 97
												294	H	La.-Lafayette	42 71
												296	A	Jackson St.	50 72
												299	A	Murray St.	47 88
												302	A	Houston Baptist	54 66
												313	H	Jacksonville St.	51 54
												341	A	Utah Valley	49 89
LAST 12 Division I GAMES:															
262	A	A&M-Corpus Christi	44 97	341	A	Utah Valley	49 89								
302	A	Houston Baptist	54 66	87	A	Southern Miss.	61 83								
187	H	Sam Houston St.	47 78	18	N	North Carolina	41 124								
189	H	Lamar	53 80	294	H	La.-Lafayette	42 71								
228	A	McNeese St.	59 82	299	A	Murray St.	47 88								
224	A	Nicholls St.	40 89	296	A	Jackson St.	50 72								

Non-Div I Games: Abilene Christian 44 88 Incarnate Word 38 67

New Orleans

Loss, Non-Conf, S Site, H Home A Away N Neutral

## Utah Valley

Through Games Of Jan. 26, 2014

Average RPI Win:	302	WON-LOST	WINNING	LAST 10	STRENGTH OF	OPP. STRENGTH	TEAM	ADJ.	CONF.	ADJ CONF.
Average RPI Loss:	217	RECORD	PCT. RANK	GAMES	SCHEDULE	OF SCHEDULE	RPI	RPI	RPI	RPI
DIV. I ONLY	3- 15	324	3- 7	336	317	341	341	29	29	
DIV. I NON-CONF.	2- 10	306	2- 4	341	289	347	347	28	28	
TOTALS	RPI 1-25	RPI 26-50	W-L RECORDS	RPI 51-100	RPI 101-150	RPI 150+				
3- 15	0- 0	0- 0	OVERALL	0- 2	0- 1	3- 12				
2- 7	0- 0	0- 0	HOME	0- 2	0- 0	2- 5				
1- 8	0- 0	0- 0	AWAY	0- 0	0- 1	1- 7				
0- 0	0- 0	0- 0	NEUTRAL	0- 0	0- 0	0- 0				
2- 10	0- 0	0- 0	NON-CONFERENCE	0- 1	0- 0	2- 9				
2- 4	0- 0	0- 0	HOME	0- 1	0- 0	2- 3				
0- 6	0- 0	0- 0	AWAY	0- 0	0- 0	0- 6				
0- 0	0- 0	0- 0	NEUTRAL	0- 0	0- 0	0- 0				
1- 5	0- 0	0- 0	CONFERENCE	0- 1	0- 1	1- 3				
0- 3	0- 0	0- 0	HOME	0- 1	0- 0	0- 2				
1- 2	0- 0	0- 0	AWAY	0- 0	0- 1	1- 1				
0- 0	0- 0	0- 0	NEUTRAL	0- 0	0- 0	0- 0				

RPI S	Opponent	Score	RPI S	Opponent	Score	RPI S	Opponent	Score	RPI S	Opponent	Score	Team's RPI: 341
						85	H Sacramento St.	84 87	139	A Grand Canyon	51 88	
						100	H Idaho	55 96	154	A Utah	70 81	
									166	A Southern Utah	63 74	
									181	H Nevada	67 79	
									184	H Bakersfield	59 61	
									220	H Idaho St.	59 56	
									226	H Seattle	67 75	
									236	A Boise St.	60 63	
									255	H Santa Clara	61 64	
									281	A George Mason	64 82	
									293	H Northern Ariz.	66 80	
									309	A Weber St.	64 79	
									314	A Longwood	57 59	
									330	A UMKC	66 83	
									340	H New Orleans	89 49	
									345	A Chicago St.	72 46	
LAST 12 Division I GAMES:												
345	A	Chicago St.	72	46	340	H	New Orleans	89	49			
330	A	UMKC	66	83	220	H	Idaho St.	59	56			
226	H	Seattle	67	75	255	H	Santa Clara	61	64			
100	H	Idaho	55	96	154	A	Utah	70	81			
139	A	Grand Canyon	51	88	309	A	Weber St.	64	79			
184	H	Bakersfield	59	61	236	A	Boise St.	60	63			

Non-Div I Games: Walla Walla 114 27

Utah Valley

Loss, Non-Conf, S Site, H Home A Away N Neutral

Average RPI Win:	314	WON-LOST	WINNING	LAST 10	STRENGTH OF	OPP. STRENGTH	TEAM	ADJ.	CONF.	ADJ CONF.
Average RPI Loss:	216	RECORD	PCT. RANK	GAMES	SCHEDULE	OF SCHEDULE	RPI	RPI	RPI	RPI
DIV. I ONLY	1- 17	342	1- 9	293	319	342	342	28	28	
DIV. I NON-CONF.	0- 7	338	0- 3	320	258	344	344	29	29	
TOTALS	RPI 1-25	RPI 26-50	W-L RECORDS	RPI 51-100	RPI 101-150	RPI 150+				
1- 17	0- 0	0- 0	OVERALL	0- 0	0- 4	1- 13				
1- 7	0- 0	0- 0	HOME	0- 0	0- 2	1- 5				
0- 10	0- 0	0- 0	AWAY	0- 0	0- 2	0- 8				
0- 0	0- 0	0- 0	NEUTRAL	0- 0	0- 0	0- 0				
0- 7	0- 0	0- 0	NON-CONFERENCE	0- 0	0- 2	0- 5				
0- 2	0- 0	0- 0	HOME	0- 0	0- 1	0- 1				
0- 5	0- 0	0- 0	AWAY	0- 0	0- 1	0- 4				
0- 0	0- 0	0- 0	NEUTRAL	0- 0	0- 0	0- 0				
1- 10	0- 0	0- 0	CONFERENCE	0- 0	0- 2	1- 8				
1- 5	0- 0	0- 0	HOME	0- 0	0- 1	1- 4				
0- 5	0- 0	0- 0	AWAY	0- 0	0- 1	0- 4				
0- 0	0- 0	0- 0	NEUTRAL	0- 0	0- 0	0- 0				

RPI 1-25			RPI 26-50			RPI 51-100			RPI 101+			Team's RPI: 342
RPI	S	Opponent	Score	RPI	S	Opponent	Score	RPI	S	Opponent	Score	
								122	H	Winthrop	56	68
								127	A	Wake Forest	65	92
								133	H	Virginia Tech	33	82
								143	A	Liberty	49	70
								166	A	Clemson	39	41
								168	A	Old Dominion	37	56
								180	A	High Point	62	73
								217	A	Campbell	58	72
								217	H	Campbell	61	75
								227	H	Coastal Caro.	66	67
								247	H	Appalachian St.	60	83
								250	A	Gardner-Webb	57	71
								261	H	UNC Asheville	61	68
								280	H	Charleston So.	64	84
								291	A	William & Mary	53	67
								303	A	Norfolk St.	54	66
								314	H	Longwood	57	51
								332	A	Presbyterian	45	70
LAST 12 Division I GAMES:												
217	H	Campbell	61	75	250	A	Gardner-Webb	57	71			
180	A	High Point	62	73	227	H	Coastal Caro.	66	67			
314	H	Longwood	57	51	280	H	Charleston So.	64	84			
261	H	UNC Asheville	61	68	133	H	Virginia Tech	33	82			
122	H	Winthrop	56	68	291	A	William & Mary	53	67			
332	A	Presbyterian	45	70	247	H	Appalachian St.	60	83			

Non-Div I Games: Lynchburg 72 49 Emory &amp; Henry 74 38

Radford

■ Loss, 
 ■ Non-Conf, 
 ■ S Site, 
 ■ H Home 
 ■ A Away 
 N Neutral

Average RPI Win:	310	WON-LOST	WINNING	LAST 10	STRENGTH OF	OPP. STRENGTH	TEAM	ADJ.	CONF.	ADJ CONF.
Average RPI Loss:	221	RECORD	PCT. RANK	GAMES	SCHEDULE	OF SCHEDULE	RPI	RPI	RPI	RPI
DIV. I ONLY	1- 17	342	0- 10	298	332	343	343	27	27	
DIV. I NON-CONF.	1- 10	331	0- 5	302	301	342	342	27	27	
TOTALS	RPI 1-25	RPI 26-50	W-L RECORDS	RPI 51-100	RPI 101-150	RPI 150+				
1- 17	0- 1	0- 0	OVERALL	0- 1	0- 1	1- 14				
1- 8	0- 0	0- 0	HOME	0- 0	0- 1	1- 7				
0- 8	0- 1	0- 0	AWAY	0- 1	0- 0	0- 6				
0- 1	0- 0	0- 0	NEUTRAL	0- 0	0- 0	0- 1				
1- 10	0- 1	0- 0	NON-CONFERENCE	0- 1	0- 0	1- 8				
1- 5	0- 0	0- 0	HOME	0- 0	0- 0	1- 5				
0- 4	0- 1	0- 0	AWAY	0- 1	0- 0	0- 2				
0- 1	0- 0	0- 0	NEUTRAL	0- 0	0- 0	0- 1				
0- 7	0- 0	0- 0	CONFERENCE	0- 0	0- 1	0- 6				
0- 3	0- 0	0- 0	HOME	0- 0	0- 1	0- 2				
0- 4	0- 0	0- 0	AWAY	0- 0	0- 0	0- 4				
0- 0	0- 0	0- 0	NEUTRAL	0- 0	0- 0	0- 0				

RPI	S	Opponent	Score	RPI	S	Opponent	Score	RPI	S	Opponent	Score	RPI	S	Opponent	Score	Team's RPI: 343
24	A	West Virginia	47 94					91	A	Army	51 75	112	H	St. Francis Brooklyn	55 57	
												169	H	Stony Brook	58 68	
												195	A	FIU	57 79	
												209	N	Florida A&M	52 62	
												228	H	McNeese St.	62 69	
												235	A	Saint Francis (PA)	89 111	
												235	H	Saint Francis (PA)	69 110	
												243	A	Bryant	63 77	
												248	A	Central Conn. St.	67 72	
												265	H	Siena	58 82	
												268	A	Robert Morris	51 66	
												292	H	Manhattan	63 73	
												300	H	Saint Peter's	56 62	
												310	H	Columbia	69 59	
												320	A	NJIT	71 84	
												323	H	LIU Brooklyn	64 86	
LAST 12 Division I GAMES:																
235	H	Saint Francis (PA)	69 110	243	A	Bryant	63 77									
323	H	LIU Brooklyn	64 86	209	N	Florida A&M	52 62									
248	A	Central Conn. St.	67 72	195	A	FIU	57 79									
268	A	Robert Morris	51 66	320	A	NJIT	71 84									
235	A	Saint Francis (PA)	89 111	300	H	Saint Peter's	56 62									
112	H	St. Francis Brooklyn	55 57	24	A	West Virginia	47 94									

Non-Div I Games:

Fairleigh Dickinson

■ Loss, 
 ■ Non-Conf, S Site, 
 ■ Home 
 ■ Away 
 N Neutral

Average RPI Win:	326	WON-LOST	WINNING	LAST 10	STRENGTH OF	OPP. STRENGTH	TEAM	ADJ.	CONF.	ADJ CONF.
Average RPI Loss:	218	RECORD	PCT. RANK	GAMES	SCHEDULE	OF SCHEDULE	RPI	RPI	RPI	RPI
DIV. I ONLY	3- 13	318	3- 7	340	312	344	344	32	32	
DIV. I NON-CONF.	2- 8	295	2- 4	324	230	338	338	32	32	
TOTALS	RPI 1-25	RPI 26-50	W-L RECORDS	RPI 51-100	RPI 101-150	RPI 150+				
3- 13	0- 0	0- 1	OVERALL	0- 2	0- 0	3- 10				
3- 3	0- 0	0- 0	HOME	0- 1	0- 0	3- 2				
0- 10	0- 0	0- 1	AWAY	0- 1	0- 0	0- 8				
0- 0	0- 0	0- 0	NEUTRAL	0- 0	0- 0	0- 0				
2- 8	0- 0	0- 1	NON-CONFERENCE	0- 2	0- 0	2- 5				
2- 2	0- 0	0- 0	HOME	0- 1	0- 0	2- 1				
0- 6	0- 0	0- 1	AWAY	0- 1	0- 0	0- 4				
0- 0	0- 0	0- 0	NEUTRAL	0- 0	0- 0	0- 0				
1- 5	0- 0	0- 0	CONFERENCE	0- 0	0- 0	1- 5				
1- 1	0- 0	0- 0	HOME	0- 0	0- 0	1- 1				
0- 4	0- 0	0- 0	AWAY	0- 0	0- 0	0- 4				
0- 0	0- 0	0- 0	NEUTRAL	0- 0	0- 0	0- 0				

RPI	S	Opponent	Score	RPI	S	Opponent	Score	RPI	S	Opponent	Score	RPI	S	Opponent	Score	Team's RPI: 344
40	A	Georgia Tech	56 93	69	H	Auburn	49 77	175	A	Southern U.	59 81	208	A	Louisiana Tech	51 81	
				92	A	Alabama	32 60	229	H	Mississippi Val.	77 83	244	A	Eastern Ky.	69 89	
								257	A	Grambling	77 90	271	A	East Tenn. St.	65 82	
								296	A	Jackson St.	70 77	299	H	Murray St.	69 62	
								308	H	Southeast Mo. St.	64 76	321	A	Kennesaw St.	79 83	
								326	A	Alabama St.	45 92	331	H	South Carolina St.	81 78	
								347	H	Ark.-Pine Bluff	87 63					
LAST 12 Division I GAMES:																
175	A	Southern U.	59 81	321	A	Kennesaw St.	79 83									
326	A	Alabama St.	45 92	208	A	Louisiana Tech	51 81									
229	H	Mississippi Val.	77 83	331	H	South Carolina St.	81 78									
347	H	Ark.-Pine Bluff	87 63	299	H	Murray St.	69 62									
257	A	Grambling	77 90	40	A	Georgia Tech	56 93									
296	A	Jackson St.	70 77	271	A	East Tenn. St.	65 82									

Non-Div I Games:

Alabama A&amp;M

■ Loss, 
 ■ Non-Conf, 
 ■ S Site, 
 ■ H Home 
 ■ A Away 
 N Neutral



Average RPI Win:	335	WON-LOST	WINNING	LAST 10	STRENGTH OF	OPP. STRENGTH	TEAM	ADJ.	CONF.	ADJ CONF.
Average RPI Loss:	228	RECORD	PCT. RANK	GAMES	SCHEDULE	OF SCHEDULE	RPI	RPI	RPI	RPI
DIV. I ONLY	1- 16	340	0- 9	333	333	345	345	29	29	
DIV. I NON-CONF.	1- 9	326	1- 3	329	324	343	343	28	28	
TOTALS	RPI 1-25	RPI 26-50	W-L RECORDS	RPI 51-100	RPI 101-150	RPI 150+				
1- 16	0- 0	0- 0	OVERALL	0- 2	0- 2	1- 12				
0- 8	0- 0	0- 0	HOME	0- 1	0- 2	0- 5				
1- 6	0- 0	0- 0	AWAY	0- 1	0- 0	1- 5				
0- 2	0- 0	0- 0	NEUTRAL	0- 0	0- 0	0- 2				
1- 9	0- 0	0- 0	NON-CONFERENCE	0- 1	0- 2	1- 6				
0- 4	0- 0	0- 0	HOME	0- 0	0- 2	0- 2				
1- 3	0- 0	0- 0	AWAY	0- 1	0- 0	1- 2				
0- 2	0- 0	0- 0	NEUTRAL	0- 0	0- 0	0- 2				
0- 7	0- 0	0- 0	CONFERENCE	0- 1	0- 0	0- 6				
0- 4	0- 0	0- 0	HOME	0- 1	0- 0	0- 3				
0- 3	0- 0	0- 0	AWAY	0- 0	0- 0	0- 3				
0- 0	0- 0	0- 0	NEUTRAL	0- 0	0- 0	0- 0				

RPI 1-25			RPI 26-50			RPI 51-100			RPI 101+			Team's RPI: 345
RPI	S	Opponent	Score	RPI	S	Opponent	Score	RPI	S	Opponent	Score	
						61 A Northwestern	33 64	110 H Wright St.		62 84		
						100 H Idaho	42 92	113 H IUPUI		47 68		
								184 H Bakersfield		59 90		
								202 A Tex.-Pan American		44 66		
								205 H Loyola Chicago		63 77		
								221 H Western Mich.		49 67		
								226 H Seattle		58 85		
								258 A Miami (OH)		39 55		
								301 A New Mexico St.		61 82		
								315 N Valparaiso		50 74		
								330 A UMKC		60 83		
								335 A Southern Ill.		55 51		
								336 A Neb. Omaha		62 76		
								337 N Detroit		64 85		
								341 H Utah Valley		46 72		
LAST 12 Division I GAMES:												
341	H	Utah Valley	46 72	226	H	Seattle	58 85					
184	H	Bakersfield	59 90	205	H	Loyola Chicago	63 77					
202	A	Tex.-Pan American	44 66	110	H	Wright St.	62 84					
301	A	New Mexico St.	61 82	335	A	Southern Ill.	55 51					
330	A	UMKC	60 83	337	N	Detroit	64 85					
100	H	Idaho	42 92	315	N	Valparaiso	50 74					

Non-Div I Games: Purdue-Calumet 62 68 Indiana Tech 74 51 Ind.-Northwest 68 50

Chicago St.

Loss, Non-Conf, S Site, H Home A Away N Neutral

Average RPI Win:	316	WON-LOST	WINNING	LAST 10	STRENGTH OF	OPP. STRENGTH	TEAM	ADJ.	CONF.	ADJ CONF.
Average RPI Loss:	240	RECORD	PCT. RANK	GAMES	SCHEDULE	OF SCHEDULE	RPI	RPI	RPI	RPI
DIV. I ONLY	1- 17	342	1- 9	318	347	346	346	31	31	
DIV. I NON-CONF.	0- 11	338	0- 5	298	347	346	346	31	31	
TOTALS	RPI 1-25	RPI 26-50	W-L RECORDS	RPI 51-100	RPI 101-150	RPI 150+				
1- 17	0- 0	0- 0	OVERALL	0- 0	0- 2	1- 15				
1- 6	0- 0	0- 0	HOME	0- 0	0- 2	1- 4				
0- 7	0- 0	0- 0	AWAY	0- 0	0- 0	0- 7				
0- 4	0- 0	0- 0	NEUTRAL	0- 0	0- 0	0- 4				
0- 11	0- 0	0- 0	NON-CONFERENCE	0- 0	0- 2	0- 9				
0- 3	0- 0	0- 0	HOME	0- 0	0- 2	0- 1				
0- 4	0- 0	0- 0	AWAY	0- 0	0- 0	0- 4				
0- 4	0- 0	0- 0	NEUTRAL	0- 0	0- 0	0- 4				
1- 6	0- 0	0- 0	CONFERENCE	0- 0	0- 0	1- 6				
1- 3	0- 0	0- 0	HOME	0- 0	0- 0	1- 3				
0- 3	0- 0	0- 0	AWAY	0- 0	0- 0	0- 3				
0- 0	0- 0	0- 0	NEUTRAL	0- 0	0- 0	0- 0				

RPI 1-25			RPI 26-50			RPI 51-100			RPI 101+			Team's RPI: 346
RPI	S	Opponent	Score	RPI	S	Opponent	Score	RPI	S	Opponent	Score	
								117	H	VCU	55	75
								135	H	American	39	60
								165	N	Ohio	36	84
								169	A	Stony Brook	62	66
								179	A	Coppin St.	62	78
								216	H	Hartford	55	65
								233	A	Towson	57	64
								239	H	New Hampshire	47	60
								250	A	Maine	39	68
								254	A	Loyola Maryland	49	56
								266	N	Rider	48	60
								268	A	Robert Morris	39	51
								295	N	Brown	53	92
								303	N	Norfolk St.	43	56
								316	H	Binghamton	47	32
								325	H	UMass Lowell	57	65
								327	A	Vermont	59	63
								333	H	UMES	45	68
LAST 12 Division I GAMES:												
216	H	Hartford	55	65	316	H	Binghamton	47	32			
169	A	Stony Brook	62	66	165	N	Ohio	36	84			
327	A	Vermont	59	63	303	N	Norfolk St.	43	56			
239	H	New Hampshire	47	60	254	A	Loyola Maryland	49	56			
325	H	UMass Lowell	57	65	117	H	VCU	55	75			
250	A	Maine	39	68	295	N	Brown	53	92			

Non-Div I Games: Eastern 59 50

UMBC

■ Loss, 
 ■ Non-Conf, 
 ■ S Site, 
 ■ H Home 
 ■ A Away 
 N Neutral

Average RPI Win:	0	WON-LOST	WINNING	LAST 10	STRENGTH OF	OPP. STRENGTH	TEAM	ADJ.	CONF.	ADJ CONF.
Average RPI Loss:	216	RECORD	PCT. RANK	GAMES	SCHEDULE	OF SCHEDULE	RPI	RPI	RPI	RPI
DIV. I ONLY	0- 14	346	0- 9	330	276	347	347	32	32	
DIV. I NON-CONF.	0- 8	338	0- 5	210	122	334	334	32	32	
TOTALS	RPI 1-25	RPI 26-50	W-L RECORDS	RPI 51-100	RPI 101-150	RPI 150+				
0- 14	0- 0	0- 1	OVERALL	0- 2	0- 1	0- 10				
0- 2	0- 0	0- 0	HOME	0- 0	0- 0	0- 2				
0- 12	0- 0	0- 1	AWAY	0- 2	0- 1	0- 8				
0- 0	0- 0	0- 0	NEUTRAL	0- 0	0- 0	0- 0				
0- 8	0- 0	0- 1	NON-CONFERENCE	0- 2	0- 1	0- 4				
0- 0	0- 0	0- 0	HOME	0- 0	0- 0	0- 0				
0- 8	0- 0	0- 1	AWAY	0- 2	0- 1	0- 4				
0- 0	0- 0	0- 0	NEUTRAL	0- 0	0- 0	0- 0				
0- 6	0- 0	0- 0	CONFERENCE	0- 0	0- 0	0- 6				
0- 2	0- 0	0- 0	HOME	0- 0	0- 0	0- 2				
0- 4	0- 0	0- 0	AWAY	0- 0	0- 0	0- 4				
0- 0	0- 0	0- 0	NEUTRAL	0- 0	0- 0	0- 0				

RPI 1-25				RPI 26-50				RPI 51-100				RPI 101+				Team's RPI: 347
RPI	S	Opponent	Score	RPI	S	Opponent	Score	RPI	S	Opponent	Score	RPI	S	Opponent	Score	
				33	A	Iowa	38 76	78	A	Nebraska	55 78	131	A	Memphis	45 91	
								97	A	Marquette	44 96	175	H	Southern U.	70 84	
												176	A	Xavier	39 69	
												211	A	Texas Tech	50 58	
												229	A	Mississippi Val.	49 60	
												249	A	Arizona	54 67	
												312	A	Prairie View	62 75	
												324	H	Alcorn	58 64	
												326	A	Alabama St.	61 70	
												336	A	Neb. Omaha	48 76	
												344	A	Alabama A&M	63 87	
LAST 12 Division I GAMES:																
				312	A	Prairie View	62 75	249	A	Arizona	54 67					
				324	H	Alcorn	58 64	131	A	Memphis	45 91					
				175	H	Southern U.	70 84	211	A	Texas Tech	50 58					
				326	A	Alabama St.	61 70	336	A	Neb. Omaha	48 76					
				344	A	Alabama A&M	63 87	78	A	Nebraska	55 78					
				229	A	Mississippi Val.	49 60	176	A	Xavier	39 69					

Non-Div I Games: Talladega 75 77 Philander Smith 57 42

Ark.-Pine Bluff

Loss, Non-Conf, S Site, H Home A Away N Neutral