

Average RPI Win:	252	WON-LOST	WINNING	LAST 10	STRENGTH OF	OPP. STRENGTH	TEAM	ADJ.	CONF.	ADJ CONF.
Average RPI Loss:	232	RECORD	PCT. RANK	GAMES	SCHEDULE	OF SCHEDULE	RPI	RPI	RPI	RPI
DIV. I ONLY	8- 9	190	6- 3	344	308	284	284	29	29	
DIV. I NON-CONF.	3- 7	250	1- 3	335	308	332	332	28	28	
TOTALS	RPI 1-25	RPI 26-50	W-L RECORDS	RPI 51-100	RPI 101-150	RPI 150+				
8- 9	0- 0	0- 0	OVERALL	0- 0	0- 0	8- 9				
3- 5	0- 0	0- 0	HOME	0- 0	0- 0	3- 5				
4- 4	0- 0	0- 0	AWAY	0- 0	0- 0	4- 4				
1- 0	0- 0	0- 0	NEUTRAL	0- 0	0- 0	1- 0				
3- 7	0- 0	0- 0	NON-CONFERENCE	0- 0	0- 0	3- 7				
1- 4	0- 0	0- 0	HOME	0- 0	0- 0	1- 4				
1- 3	0- 0	0- 0	AWAY	0- 0	0- 0	1- 3				
1- 0	0- 0	0- 0	NEUTRAL	0- 0	0- 0	1- 0				
5- 2	0- 0	0- 0	CONFERENCE	0- 0	0- 0	5- 2				
2- 1	0- 0	0- 0	HOME	0- 0	0- 0	2- 1				
3- 1	0- 0	0- 0	AWAY	0- 0	0- 0	3- 1				
0- 0	0- 0	0- 0	NEUTRAL	0- 0	0- 0	0- 0				

RPI 1-25				RPI 26-50				RPI 51-100				RPI 101+ Team's RPI: 284			
RPI	S	Opponent	Score	RPI	S	Opponent	Score	RPI	S	Opponent	Score	RPI	S	Opponent	Score
												153	A	Cal Poly	48 63
												170	A	Tex.-Pan American	60 57
												173	H	Northwestern St.	59 66
												202	H	McNeese St.	76 65
												227	H	Oakland	54 61
												228	H	Texas Southern	68 63
												233	H	Tennessee St.	61 72
												237	A	Nicholls St.	75 59
												238	H	Lamar	56 51
												248	H	Texas-Arlington	28 42
												251	H	Houston	66 68
												260	A	Rice	54 59
												272	A	UNLV	65 77
												275	A	Central Ark.	59 63
												283	A	Southeastern La.	74 53
												307	N	Kent St.	57 47
												347	A	New Orleans	58 46
LAST 12 Division I GAMES:															
				347	A	New Orleans	58 46	275	A	Central Ark.	59 63				
				283	A	Southeastern La.	74 53	228	H	Texas Southern	68 63				
				237	A	Nicholls St.	75 59	227	H	Oakland	54 61				
				173	H	Northwestern St.	59 66	233	H	Tennessee St.	61 72				
				202	H	McNeese St.	76 65	248	H	Texas-Arlington	28 42				
				238	H	Lamar	56 51	170	A	Tex.-Pan American	60 57				

Non-Div I Games: Huston-Tillotson 99 33

A&amp;M-Corpus Christi

■ Loss, 
 ■ Non-Conf, S Site, 
 ■ Home 
 ■ Away 
 N Neutral

Average RPI Win:	269	WON-LOST	WINNING	LAST 10	STRENGTH OF	OPP. STRENGTH	TEAM	ADJ.	CONF.	ADJ CONF.
Average RPI Loss:	192	RECORD	PCT. RANK	GAMES	SCHEDULE	OF SCHEDULE	RPI	RPI	RPI	RPI
DIV. I ONLY	6- 8	211	3- 6	304	327	274	274	29	29	
DIV. I NON-CONF.	4- 3	136	2- 2	276	295	157	157	28	28	
TOTALS	RPI 1-25	RPI 26-50	W-L RECORDS	RPI 51-100	RPI 101-150	RPI 150+				
6- 8	0- 0	0- 0	OVERALL	0- 2	0- 0	6- 6				
3- 4	0- 0	0- 0	HOME	0- 0	0- 0	3- 4				
2- 4	0- 0	0- 0	AWAY	0- 2	0- 0	2- 2				
1- 0	0- 0	0- 0	NEUTRAL	0- 0	0- 0	1- 0				
4- 3	0- 0	0- 0	NON-CONFERENCE	0- 2	0- 0	4- 1				
2- 0	0- 0	0- 0	HOME	0- 0	0- 0	2- 0				
1- 3	0- 0	0- 0	AWAY	0- 2	0- 0	1- 1				
1- 0	0- 0	0- 0	NEUTRAL	0- 0	0- 0	1- 0				
2- 5	0- 0	0- 0	CONFERENCE	0- 0	0- 0	2- 5				
1- 4	0- 0	0- 0	HOME	0- 0	0- 0	1- 4				
1- 1	0- 0	0- 0	AWAY	0- 0	0- 0	1- 1				
0- 0	0- 0	0- 0	NEUTRAL	0- 0	0- 0	0- 0				

RPI 1-25			RPI 26-50			RPI 51-100			RPI 101+			Team's RPI: 274
RPI	S	Opponent	Score	RPI	S	Opponent	Score	RPI	S	Opponent	Score	
						81	A Kansas St.	53	68	169	H Eastern Wash.	79 72
						97	A Texas Tech	44	61	173	A Northwestern St.	56 61
										191	A UTSA	57 70
										200	H Stephen F. Austin	69 71
										202	A McNeese St.	75 59
										223	N George Mason	88 86
										237	H Nicholls St.	39 63
										275	H Central Ark.	60 66
										278	H Sam Houston St.	58 63
										326	H Incarnate Word	78 54
										343	A UMKC	80 55
										348	H Air Force	80 44
LAST 12 Division I GAMES:												
326	H	Incarnate Word	78 54	275	H	Central Ark.	60 66					
278	H	Sam Houston St.	58 63	81	A	Kansas St.	53 68					
200	H	Stephen F. Austin	69 71	348	H	Air Force	80 44					
202	A	McNeese St.	75 59	97	A	Texas Tech	44 61					
237	H	Nicholls St.	39 63	343	A	UMKC	80 55					
173	A	Northwestern St.	56 61	223	N	George Mason	88 86					

Non-Div I Games: Howard Payne 102 60 Wayland Baptist 91 64 Southwestern Christ 100 52

Abilene Christian

Loss, Non-Conf, S Site, H Home A Away N Neutral

## Air Force

Through Games Of Jan. 25, 2015

Average RPI Win:	319	WON-LOST	WINNING	LAST 10	STRENGTH OF	OPP. STRENGTH	TEAM	ADJ.	CONF.	ADJ CONF.
Average RPI Loss:	211	RECORD	PCT. RANK	GAMES	SCHEDULE	OF SCHEDULE	RPI	RPI	RPI	RPI
DIV. I ONLY	1- 18	345	0- 10	297	322	348	348	21	21	
DIV. I NON-CONF.	1- 10	330	0- 4	287	349	345	345	19	19	
TOTALS	RPI 1-25	RPI 26-50	W-L RECORDS	RPI 51-100	RPI 101-150	RPI 150+				
1- 18	0- 0	0- 0	OVERALL	0- 1	0- 2	1- 15				
1- 7	0- 0	0- 0	HOME	0- 0	0- 0	1- 7				
0- 11	0- 0	0- 0	AWAY	0- 1	0- 2	0- 8				
0- 0	0- 0	0- 0	NEUTRAL	0- 0	0- 0	0- 0				
1- 10	0- 0	0- 0	NON-CONFERENCE	0- 0	0- 1	1- 9				
1- 3	0- 0	0- 0	HOME	0- 0	0- 0	1- 3				
0- 7	0- 0	0- 0	AWAY	0- 0	0- 1	0- 6				
0- 0	0- 0	0- 0	NEUTRAL	0- 0	0- 0	0- 0				
0- 8	0- 0	0- 0	CONFERENCE	0- 1	0- 1	0- 6				
0- 4	0- 0	0- 0	HOME	0- 0	0- 0	0- 4				
0- 4	0- 0	0- 0	AWAY	0- 1	0- 1	0- 2				
0- 0	0- 0	0- 0	NEUTRAL	0- 0	0- 0	0- 0				

RPI S	Opponent	Score	RPI S	Opponent	Score	RPI S	Opponent	Score	RPI S	Opponent	Score	Team's RPI: 348
						92	A Colorado St.	42 62	131	A Boise St.	54 81	
									144	A Army	35 79	
									164	A Bakersfield	56 96	
									182	H New Mexico	47 70	
									186	A Northern Colo.	35 76	
									198	A SIUE	51 86	
									208	H Santa Clara	64 85	
									210	A San Jose St.	64 91	
									213	H Southern Utah	57 73	
									220	H Nevada	53 76	
									229	A San Diego St.	47 70	
									229	H San Diego St.	65 74	
									231	H Utah St.	53 69	
									262	H Weber St.	53 71	
									274	A Abilene Christian	44 80	
									314	A Denver	66 107	
									317	A Utah Valley	44 58	
									319	H Omaha	65 57	
LAST 12 Division I GAMES:												
131	A Boise St.	54 81	220	H Nevada	53 76							
229	A San Diego St.	47 70	229	H San Diego St.	65 74							
231	H Utah St.	53 69	274	A Abilene Christian	44 80							
182	H New Mexico	47 70	317	A Utah Valley	44 58							
92	A Colorado St.	42 62	314	A Denver	66 107							
210	A San Jose St.	64 91	208	H Santa Clara	64 85							

Non-Div I Games:

Air Force

■ Loss, 
■ Non-Conf, S Site, 
■ Home 
■ Away 
N Neutral

Average RPI Win:	205	WON-LOST	WINNING	LAST 10	STRENGTH OF	OPP. STRENGTH	TEAM	ADJ.	CONF.	ADJ CONF.
Average RPI Loss:	84	RECORD	PCT. RANK	GAMES	SCHEDULE	OF SCHEDULE	RPI	RPI	RPI	RPI
DIV. I ONLY	14- 3	26	6- 3	225	152	65	65	15	15	
DIV. I NON-CONF.	9- 1	21	3- 1	269	154	63	63	17	17	
TOTALS	RPI 1-25	RPI 26-50	W-L RECORDS	RPI 51-100	RPI 101-150	RPI 150+				
14- 3	0- 0	0- 1	OVERALL	0- 1	3- 1	11- 0				
7- 1	0- 0	0- 0	HOME	0- 0	1- 1	6- 0				
5- 2	0- 0	0- 1	AWAY	0- 1	2- 0	3- 0				
2- 0	0- 0	0- 0	NEUTRAL	0- 0	0- 0	2- 0				
9- 1	0- 0	0- 1	NON-CONFERENCE	0- 0	1- 0	8- 0				
5- 0	0- 0	0- 0	HOME	0- 0	1- 0	4- 0				
2- 1	0- 0	0- 1	AWAY	0- 0	0- 0	2- 0				
2- 0	0- 0	0- 0	NEUTRAL	0- 0	0- 0	2- 0				
5- 2	0- 0	0- 0	CONFERENCE	0- 1	2- 1	3- 0				
2- 1	0- 0	0- 0	HOME	0- 0	0- 1	2- 0				
3- 1	0- 0	0- 0	AWAY	0- 1	2- 0	1- 0				
0- 0	0- 0	0- 0	NEUTRAL	0- 0	0- 0	0- 0				

RPI 1-25			RPI 26-50			RPI 51-100			Team's RPI: 65	RPI 101+		
RPI	S	Opponent	Score	RPI	S	Opponent	Score	RPI	S	Opponent	Score	
				37	A	Youngstown St.	62 75	79	A	Western Mich.	61 67	
										104	A	Central Mich. 74 72
										114	H	UNI 82 73
										127	A	Toledo 102 101
										137	H	Ball St. 73 77
										161	H	Eastern Mich. 65 48
										165	N	Siena 90 74
										181	N	Belmont 73 58
										207	H	Northern Ky. 82 49
										215	H	Morehead St. 89 61
										216	A	UCF 73 64
										249	A	Bethune-Cookman 81 63
										269	H	Valparaiso 100 65
										270	H	Bowling Green 67 59
										291	H	Binghamton 80 49
										298	A	Miami (OH) 65 47
LAST 12 Division I GAMES:												
				104	A	Central Mich.	74 72	79	A	Western Mich.	61 67	
				137	H	Ball St.	73 77	37	A	Youngstown St.	62 75	
				298	A	Miami (OH)	65 47	216	A	UCF	73 64	
				127	A	Toledo	102 101	249	A	Bethune-Cookman	81 63	
				161	H	Eastern Mich.	65 48	215	H	Morehead St.	89 61	
				270	H	Bowling Green	67 59	165	N	Siena	90 74	

Non-Div I Games: Ohio Christian 97 62

Akron

■ Loss, 
 ■ Non-Conf, S Site, 
 ■ Home 
 ■ Away 
 N Neutral

## Alabama

Through Games Of Jan. 25, 2015

Average RPI Win:	232	WON-LOST	WINNING	LAST 10	STRENGTH OF	OPP. STRENGTH	TEAM	ADJ.	CONF.	ADJ CONF.
Average RPI Loss:	66	RECORD	PCT. RANK	GAMES	SCHEDULE	OF SCHEDULE	RPI	RPI	RPI	RPI
DIV. I ONLY	12- 10	151	4- 6	103	113	160	160	3	3	
DIV. I NON-CONF.	11- 4	69	4- 1	286	230	180	180	5	5	
TOTALS	RPI 1-25	RPI 26-50	W-L RECORDS	RPI 51-100	RPI 101-150	RPI 150+				
12- 10	0- 3	1- 4	OVERALL	1- 1	1- 0	9- 2				
9- 6	0- 3	1- 1	HOME	0- 0	1- 0	7- 2				
1- 3	0- 0	0- 2	AWAY	1- 1	0- 0	0- 0				
2- 1	0- 0	0- 1	NEUTRAL	0- 0	0- 0	2- 0				
11- 4	0- 1	1- 1	NON-CONFERENCE	1- 0	0- 0	9- 2				
8- 3	0- 1	1- 0	HOME	0- 0	0- 0	7- 2				
1- 0	0- 0	0- 0	AWAY	1- 0	0- 0	0- 0				
2- 1	0- 0	0- 1	NEUTRAL	0- 0	0- 0	2- 0				
1- 6	0- 2	0- 3	CONFERENCE	0- 1	1- 0	0- 0				
1- 3	0- 2	0- 1	HOME	0- 0	1- 0	0- 0				
0- 3	0- 0	0- 2	AWAY	0- 1	0- 0	0- 0				
0- 0	0- 0	0- 0	NEUTRAL	0- 0	0- 0	0- 0				

RPI 1-25				RPI 26-50				RPI 51-100				RPI 101+ Team's RPI: 160			
RPI	S	Opponent	Score	RPI	S	Opponent	Score	RPI	S	Opponent	Score	RPI	S	Opponent	Score
8	H	Kentucky	66 78	30	H	Nebraska	53 51	82	A	Kansas	85 80	135	H	Auburn	51 50
10	H	South Carolina	59 102	32	A	Georgia	47 64	91	A	Ole Miss	63 77	174	N	Temple	58 51
16	H	Duke	40 90	34	N	Quinnipiac	66 73					183	H	UT Martin	68 55
				38	A	Mississippi St.	50 66					190	H	Mercer	39 46
				41	H	Vanderbilt	52 55					199	H	Jacksonville St.	62 64
												225	H	USC Upstate	74 65
												264	N	Georgetown	72 58
												330	H	Ark.-Pine Bluff	71 27
												335	H	Alabama A&M	75 44
												337	H	Florida A&M	60 44
												345	H	Mississippi Val.	71 40
												347	H	New Orleans	87 58
LAST 12 Division I GAMES:															
41	H	Vanderbilt	52 55	8	H	Kentucky	66 78								
135	H	Auburn	51 50	345	H	Mississippi Val.	71 40								
38	A	Mississippi St.	50 66	347	H	New Orleans	87 58								
91	A	Ole Miss	63 77	330	H	Ark.-Pine Bluff	71 27								
10	H	South Carolina	59 102	190	H	Mercer	39 46								
32	A	Georgia	47 64	30	H	Nebraska	53 51								

Non-Div I Games:

Alabama

■ Loss, 
 ■ Non-Conf, S Site, 
 ■ Home 
 ■ Away 
 N Neutral

Average RPI Win:	263	WON-LOST	WINNING	LAST 10	STRENGTH OF	OPP. STRENGTH	TEAM	ADJ.	CONF.	ADJ CONF.
Average RPI Loss:	212	RECORD	PCT. RANK	GAMES	SCHEDULE	OF SCHEDULE	RPI	RPI	RPI	RPI
DIV. I ONLY	4- 13	301	4- 6	306	335	335	335	33	33	
DIV. I NON-CONF.	1- 10	330	1- 5	148	315	320	320	31	31	
TOTALS	RPI 1-25	RPI 26-50	W-L RECORDS	RPI 51-100	RPI 101-150	RPI 150+				
4- 13	0- 0	0- 1	OVERALL	0- 1	1- 2	3- 9				
3- 5	0- 0	0- 0	HOME	0- 0	1- 2	2- 3				
1- 8	0- 0	0- 1	AWAY	0- 1	0- 0	1- 6				
0- 0	0- 0	0- 0	NEUTRAL	0- 0	0- 0	0- 0				
1- 10	0- 0	0- 1	NON-CONFERENCE	0- 1	1- 2	0- 6				
1- 3	0- 0	0- 0	HOME	0- 0	1- 2	0- 1				
0- 7	0- 0	0- 1	AWAY	0- 1	0- 0	0- 5				
0- 0	0- 0	0- 0	NEUTRAL	0- 0	0- 0	0- 0				
3- 3	0- 0	0- 0	CONFERENCE	0- 0	0- 0	3- 3				
2- 2	0- 0	0- 0	HOME	0- 0	0- 0	2- 2				
1- 1	0- 0	0- 0	AWAY	0- 0	0- 0	1- 1				
0- 0	0- 0	0- 0	NEUTRAL	0- 0	0- 0	0- 0				

RPI	S	Opponent	Score	RPI	S	Opponent	Score	RPI	S	Opponent	Score	RPI	S	Opponent	Score	Team's RPI: 335
27	A	Western Ky.	44 96	91	A	Ole Miss	47 71	109	H	Kennesaw St.	73 66	126	H	Louisiana Tech	68 70	
								132	H	East Tenn. St.	64 88	156	A	Samford	50 61	
								160	A	Alabama	44 75	250	H	Eastern Ky.	56 62	
								280	H	Jackson St.	71 75	282	A	South Carolina St.	62 69	
								288	H	Southern U.	55 77	297	H	Grambling	59 56	
								301	H	Alabama St.	59 50	304	A	Southeast Mo. St.	38 66	
								330	A	Ark.-Pine Bluff	69 70	333	A	Murray St.	81 102	
								345	A	Mississippi Val.	63 58					
LAST 12 Division I GAMES:																
288	H	Southern U.	55 77	109	H	Kennesaw St.	73 66									
301	H	Alabama St.	59 50	91	A	Ole Miss	47 71									
330	A	Ark.-Pine Bluff	69 70	250	H	Eastern Ky.	56 62									
345	A	Mississippi Val.	63 58	282	A	South Carolina St.	62 69									
297	H	Grambling	59 56	132	H	East Tenn. St.	64 88									
280	H	Jackson St.	71 75	27	A	Western Ky.	44 96									

Non-Div I Games:

Alabama A&amp;M

■ Loss, 
 ■ Non-Conf, 
 ■ S Site, 
 ■ H Home 
 ■ A Away 
 N Neutral

Average RPI Win: 329		WON-LOST	WINNING	LAST 10	STRENGTH OF	OPP. STRENGTH	TEAM	ADJ.	CONF.	ADJ CONF.
Average RPI Loss: 189		RECORD	PCT. RANK	GAMES	SCHEDULE	OF SCHEDULE	RPI	RPI	RPI	RPI
DIV. I ONLY		5- 8	236	4- 4	347	318	301	301	33	33
DIV. I NON-CONF.		1- 6	316	0- 4	254	228	283	283	31	31
TOTALS		RPI 1-25	RPI 26-50	W-L RECORDS	RPI 51-100	RPI 101-150	RPI 150+			
5- 8	0- 0		0- 1	OVERALL	0- 1	0- 1	5- 5			
2- 1	0- 0		0- 0	HOME	0- 0	0- 0	2- 1			
3- 7	0- 0		0- 1	AWAY	0- 1	0- 1	3- 4			
0- 0	0- 0		0- 0	NEUTRAL	0- 0	0- 0	0- 0			
1- 6	0- 0		0- 1	NON-CONFERENCE	0- 1	0- 1	1- 3			
0- 0	0- 0		0- 0	HOME	0- 0	0- 0	0- 0			
1- 6	0- 0		0- 1	AWAY	0- 1	0- 1	1- 3			
0- 0	0- 0		0- 0	NEUTRAL	0- 0	0- 0	0- 0			
4- 2	0- 0		0- 0	CONFERENCE	0- 0	0- 0	4- 2			
2- 1	0- 0		0- 0	HOME	0- 0	0- 0	2- 1			
2- 1	0- 0		0- 0	AWAY	0- 0	0- 0	2- 1			
0- 0	0- 0		0- 0	NEUTRAL	0- 0	0- 0	0- 0			

RPI 1-25				RPI 26-50				RPI 51-100				RPI 101+				Team's RPI: 301	
RPI	S	Opponent	Score	RPI	S	Opponent	Score	RPI	S	Opponent	Score	RPI	S	Opponent	Score		
				27	A	Western Ky.	54 93	66	A	Georgia Tech	53 77	146	A	Troy	50 70		
												156	A	Samford	43 56		
												184	A	Savannah St.	62 71		
												280	H	Jackson St.	85 90		
												297	H	Grambling	53 30		
												320	A	South Ala.	61 64		
												330	A	Ark.-Pine Bluff	64 53		
												334	H	Alcorn	54 45		
												335	A	Alabama A&M	50 59		
												337	A	Florida A&M	64 49		
												345	A	Mississippi Val.	62 45		
LAST 12 Division I GAMES:																	
				334	H	Alcorn	54 45	156	A	Samford	43 56						
				335	A	Alabama A&M	50 59	66	A	Georgia Tech	53 77						
				345	A	Mississippi Val.	62 45	146	A	Troy	50 70						
				330	A	Ark.-Pine Bluff	64 53	27	A	Western Ky.	54 93						
				280	H	Jackson St.	85 90	320	A	South Ala.	61 64						
				297	H	Grambling	53 30	184	A	Savannah St.	62 71						

Non-Div I Games:	Mobile	66	30	Bluefield St.	82	73	Stillman	75	66
------------------	--------	----	----	---------------	----	----	----------	----	----

Alabama St.

■ Loss, ■ Non-Conf, S Site, H Home A Away N Neutral

Average RPI Win:	218	WON-LOST	WINNING	LAST 10	STRENGTH OF	OPP. STRENGTH	TEAM	ADJ.	CONF.	ADJ CONF.
Average RPI Loss:	95	RECORD	PCT. RANK	GAMES	SCHEDULE	OF SCHEDULE	RPI	RPI	RPI	RPI
DIV. I ONLY	14- 6	62	0- 1	171	172	71	71	23	23	
DIV. I NON-CONF.	7- 6	154	0- 1	177	117	109	109	24	24	
TOTALS	RPI 1-25	RPI 26-50	W-L RECORDS	RPI 51-100	RPI 101-150	RPI 150+				
14- 6	0- 1	0- 2	OVERALL	0- 0	2- 2	12- 1				
4- 2	0- 0	0- 0	HOME	0- 0	1- 1	3- 1				
10- 4	0- 1	0- 2	AWAY	0- 0	1- 1	9- 0				
0- 0	0- 0	0- 0	NEUTRAL	0- 0	0- 0	0- 0				
7- 6	0- 1	0- 2	NON-CONFERENCE	0- 0	0- 2	7- 1				
1- 2	0- 0	0- 0	HOME	0- 0	0- 1	1- 1				
6- 4	0- 1	0- 2	AWAY	0- 0	0- 1	6- 0				
0- 0	0- 0	0- 0	NEUTRAL	0- 0	0- 0	0- 0				
7- 0	0- 0	0- 0	CONFERENCE	0- 0	2- 0	5- 0				
3- 0	0- 0	0- 0	HOME	0- 0	1- 0	2- 0				
4- 0	0- 0	0- 0	AWAY	0- 0	1- 0	3- 0				
0- 0	0- 0	0- 0	NEUTRAL	0- 0	0- 0	0- 0				

RPI S	Opponent	Score	RPI S	Opponent	Score	RPI S	Opponent	Score	RPI S	Opponent	Score
18	A North Carolina	56 71	27	A Western Ky.	54 63				112	H Hofstra	55 65
			34	A Quinnipiac	62 66				117	A Maine	49 43
									124	A Marist	58 61
									140	H Hartford	82 58
									155	H New Hampshire	76 65
									165	A Siena	76 57
									188	A Pepperdine	62 36
									197	A Penn St.	54 53
									201	A Cal St. Fullerton	71 49
									205	H Stony Brook	69 59
									247	A Canisius	64 59
									252	H Northeastern	67 70
									256	A UMass Lowell	78 50
									271	A Colgate	67 48
									291	A Binghamton	82 49
									303	A UMBC	72 62
									318	H St. Francis Brooklyn	90 47
LAST 12 Division I GAMES:											
27	A Western Ky.	54 63	155	H New Hampshire	76 65						
140	H Hartford	82 58	117	A Maine	49 43						
303	A UMBC	72 62	18	A North Carolina	56 71						
205	H Stony Brook	69 59	252	H Northeastern	67 70						
291	A Binghamton	82 49	201	A Cal St. Fullerton	71 49						
256	A UMass Lowell	78 50	188	A Pepperdine	62 36						

Non-Div I Games:

Albany (NY)

■ Loss, 
■ Non-Conf, S Site, 
■ Home 
■ Away 
N Neutral



# A l c o r n

A  
l  
c  
o  
r  
n

Alcorn

Page 9

Average RPI Win:	215	WON-LOST	WINNING	LAST 10	STRENGTH OF	OPP. STRENGTH	TEAM	ADJ.	CONF.	ADJ CONF.
Average RPI Loss:	78	RECORD	PCT. RANK	GAMES	SCHEDULE	OF SCHEDULE	RPI	RPI	RPI	RPI
DIV. I ONLY	12- 7	93	8- 2	92	137	73	73	20	20	
DIV. I NON-CONF.	5- 6	177	2- 2	44	58	89	89	22	22	
TOTALS	RPI 1-25	RPI 26-50	W-L RECORDS	RPI 51-100	RPI 101-150	RPI 150+				
12- 7	0- 3	1- 1	OVERALL	0- 0	2- 1	9- 2				
4- 3	0- 2	0- 1	HOME	0- 0	0- 0	4- 0				
6- 4	0- 1	0- 0	AWAY	0- 0	2- 1	4- 2				
2- 0	0- 0	1- 0	NEUTRAL	0- 0	0- 0	1- 0				
5- 6	0- 3	1- 1	NON-CONFERENCE	0- 0	0- 0	4- 2				
1- 3	0- 2	0- 1	HOME	0- 0	0- 0	1- 0				
2- 3	0- 1	0- 0	AWAY	0- 0	0- 0	2- 2				
2- 0	0- 0	1- 0	NEUTRAL	0- 0	0- 0	1- 0				
7- 1	0- 0	0- 0	CONFERENCE	0- 0	2- 1	5- 0				
3- 0	0- 0	0- 0	HOME	0- 0	0- 0	3- 0				
4- 1	0- 0	0- 0	AWAY	0- 0	2- 1	2- 0				
0- 0	0- 0	0- 0	NEUTRAL	0- 0	0- 0	0- 0				

RPI 1-25				RPI 26-50				RPI 51-100				Team's RPI: 73	RPI 101+			
RPI	S	Opponent	Score	RPI	S	Opponent	Score	RPI	S	Opponent	Score		RPI	S	Opponent	Score
4	A	Maryland	50 94	26	H	James Madison	65 69						116	A	Lehigh	75 73
13	H	George Washington	52 63	45	N	Gonzaga	59 56						130	A	Bucknell	60 55
20	H	Princeton	56 63										144	A	Army	60 68
													154	N	Oregon	72 64
													162	H	Lafayette	63 44
													163	A	Massachusetts	61 71
													176	A	Wake Forest	64 77
													192	A	Holy Cross	74 63
													267	H	Loyola Maryland	62 50
													271	A	Colgate	66 58
													302	A	Manhattan	60 52
													303	H	UMBC	77 51
													306	H	Boston U.	75 45
													329	A	UMES	64 52
LAST 12 Division I GAMES:																
144	A	Army	60 68	192	A	Holy Cross	74 63									
306	H	Boston U.	75 45	130	A	Bucknell	60 55									
162	H	Lafayette	63 44	176	A	Wake Forest	64 77									
116	A	Lehigh	75 73	329	A	UMES	64 52									
271	A	Colgate	66 58	302	A	Manhattan	60 52									
267	H	Loyola Maryland	62 50	4	A	Maryland	50 94									

Non-Div I Games:

American

■ Loss, 
 ■ Non-Conf, S Site, 
 ■ Home 
 ■ Away 
 N Neutral

## Appalachian St.

Through Games Of Jan. 25, 2015

Average RPI Win:	226	WON-LOST	WINNING	LAST 10	STRENGTH OF	OPP. STRENGTH	TEAM	ADJ.	CONF.	ADJ CONF.
Average RPI Loss:	106	RECORD	PCT. RANK	GAMES	SCHEDULE	OF SCHEDULE	RPI	RPI	RPI	RPI
DIV. I ONLY	8- 9	190	4- 5	106	161	147	147	16	16	
DIV. I NON-CONF.	4- 4	158	1- 1	85	172	122	122	16	16	
TOTALS	RPI 1-25	RPI 26-50	W-L RECORDS	RPI 51-100	RPI 101-150	RPI 150+				
8- 9	0- 2	0- 1	OVERALL	1- 1	2- 3	5- 2				
6- 2	0- 0	0- 0	HOME	1- 0	1- 0	4- 2				
2- 7	0- 2	0- 1	AWAY	0- 1	1- 3	1- 0				
0- 0	0- 0	0- 0	NEUTRAL	0- 0	0- 0	0- 0				
4- 4	0- 2	0- 0	NON-CONFERENCE	0- 0	1- 1	3- 1				
3- 1	0- 0	0- 0	HOME	0- 0	0- 0	3- 1				
1- 3	0- 2	0- 0	AWAY	0- 0	1- 1	0- 0				
0- 0	0- 0	0- 0	NEUTRAL	0- 0	0- 0	0- 0				
4- 5	0- 0	0- 1	CONFERENCE	1- 1	1- 2	2- 1				
3- 1	0- 0	0- 0	HOME	1- 0	1- 0	1- 1				
1- 4	0- 0	0- 1	AWAY	0- 1	0- 2	1- 0				
0- 0	0- 0	0- 0	NEUTRAL	0- 0	0- 0	0- 0				

RPI 1-25				RPI 26-50				RPI 51-100				RPI 101+ Team's RPI: 147			
RPI	S	Opponent	Score	RPI	S	Opponent	Score	RPI	S	Opponent	Score	RPI	S	Opponent	Score
8	A	Kentucky	74 111	46	A	UALR	48 69	72	A	Arkansas St.	75 89	103	A	Furman	79 84
18	A	North Carolina	52 84					72	H	Arkansas St.	70 69	132	A	East Tenn. St.	76 70
												139	H	La.-Lafayette	63 51
												145	A	Texas St.	58 67
												146	A	Troy	87 91
												209	H	Radford	67 68
												211	H	Georgia St.	71 76
												246	H	N.C. A&T	72 70
												255	H	UNCW	82 72
												320	A	South Ala.	67 63
												320	H	South Ala.	70 59
												324	H	Gardner-Webb	77 69
LAST 12 Division I GAMES:															
145	A	Texas St.	58 67	320	A	South Ala.	67 63								
320	H	South Ala.	70 59	139	H	La.-Lafayette	63 51								
146	A	Troy	87 91	72	A	Arkansas St.	75 89								
211	H	Georgia St.	71 76	246	H	N.C. A&T	72 70								
72	H	Arkansas St.	70 69	18	A	North Carolina	52 84								
46	A	UALR	48 69	103	A	Furman	79 84								

Non-Div I Games: Catawba 81 64

Appalachian St.

■ Loss, 
 ■ Non-Conf, S Site, 
 ■ Home 
 ■ Away 
 N Neutral

# Arizona

Through Games Of Jan. 25, 2015

Average RPI Win:	249	WON-LOST	WINNING	LAST 10	STRENGTH OF	OPP. STRENGTH	TEAM	ADJ.	CONF.	ADJ CONF.
Average RPI Loss:	67	RECORD	PCT. RANK	GAMES	SCHEDULE	OF SCHEDULE	RPI	RPI	RPI	RPI
DIV. I ONLY	8- 11	214	0- 3	49	102	158	158	5	5	
DIV. I NON-CONF.	7- 4	107	0- 1	291	325	194	194	3	3	
TOTALS	RPI 1-25	RPI 26-50	W-L RECORDS	RPI 51-100	RPI 101-150	RPI 150+				
8- 11	0- 4	0- 3	OVERALL	0- 1	0- 1	8- 2				
6- 5	0- 3	0- 1	HOME	0- 0	0- 0	6- 1				
2- 5	0- 0	0- 0	AWAY	0- 0	0- 0	2- 0				
0- 1	0- 0	0- 0	NEUTRAL	0- 0	0- 1	0- 0				
7- 4	0- 0	0- 0	NON-CONFERENCE	0- 1	0- 1	7- 2				
5- 1	0- 0	0- 0	HOME	0- 0	0- 0	5- 1				
2- 2	0- 0	0- 0	AWAY	0- 1	0- 0	2- 1				
0- 1	0- 0	0- 0	NEUTRAL	0- 0	0- 1	0- 0				
1- 7	0- 4	0- 3	CONFERENCE	0- 0	0- 0	1- 0				
1- 4	0- 3	0- 1	HOME	0- 0	0- 0	1- 0				
0- 3	0- 1	0- 2	AWAY	0- 0	0- 0	0- 0				
0- 0	0- 0	0- 0	NEUTRAL	0- 0	0- 0	0- 0				

RPI S	Opponent	Score	RPI S	Opponent	Score	RPI S	Opponent	Score	RPI S	Opponent	Score	Team's RPI: 158
5	A Arizona St.	54 71	28	A California	56 68	97	A Texas Tech	54 57	127	N Toledo	54 69	
5	H Arizona St.	41 88	29	A Stanford	47 77				154	H Oregon	81 78	
7	H Oregon St.	55 73	49	H Washington St.	70 81				164	H Bakersfield	72 76	
23	H Washington	69 79							176	A Wake Forest	72 69	
									183	H UT Martin	61 56	
									200	A Stephen F. Austin	60 72	
									242	H UAB	49 44	
									288	H Southern U.	56 45	
									297	H Grambling	65 51	
									312	A FIU	65 58	
									336	H UC Santa Barbara	61 34	
LAST 12 Division I GAMES:												
28	A California	56 68	5	H Arizona St.	41 88							
127	N Toledo	54 69	23	H Washington	69 79							
7	H Oregon St.	55 73	49	H Washington St.	70 81							
154	H Oregon	81 78	183	H UT Martin	61 56							
29	A Stanford	47 77	200	A Stephen F. Austin	60 72							
5	A Arizona St.	54 71	242	H UAB	49 44							

Non-Div I Games:

Arizona

Loss, Non-Conf, S Site, H Home A Away N Neutral

Average RPI Win:	107	WON-LOST	WINNING	LAST 10	STRENGTH OF	OPP. STRENGTH	TEAM	ADJ.	CONF.	ADJ CONF.
Average RPI Loss:	12	RECORD	PCT. RANK	GAMES	SCHEDULE	OF SCHEDULE	RPI	RPI	RPI	RPI
DIV. I ONLY	18- 2	10	2- 0	17	16	5	5	5	5	
DIV. I NON-CONF.	11- 1	11	2- 0	45	25	9	9	3	3	
TOTALS	RPI 1-25	RPI 26-50	W-L RECORDS	RPI 51-100	RPI 101-150	RPI 150+				
18- 2	1- 2	5- 0	OVERALL	4- 0	2- 0	6- 0				
11- 1	1- 1	2- 0	HOME	2- 0	2- 0	4- 0				
5- 0	0- 0	2- 0	AWAY	1- 0	0- 0	2- 0				
2- 1	0- 1	1- 0	NEUTRAL	1- 0	0- 0	0- 0				
11- 1	0- 1	2- 0	NON-CONFERENCE	4- 0	2- 0	3- 0				
7- 0	0- 0	1- 0	HOME	2- 0	2- 0	2- 0				
2- 0	0- 0	0- 0	AWAY	1- 0	0- 0	1- 0				
2- 1	0- 1	1- 0	NEUTRAL	1- 0	0- 0	0- 0				
7- 1	1- 1	3- 0	CONFERENCE	0- 0	0- 0	3- 0				
4- 1	1- 1	1- 0	HOME	0- 0	0- 0	2- 0				
3- 0	0- 0	2- 0	AWAY	0- 0	0- 0	1- 0				
0- 0	0- 0	0- 0	NEUTRAL	0- 0	0- 0	0- 0				

RPI 1-25				RPI 26-50				RPI 51-100				RPI 101+			
RPI	S	Opponent	Score	RPI	S	Opponent	Score	RPI	S	Opponent	Score	RPI	S	Opponent	Score
7	H	Oregon St.	57 68	28	A	California	67 52	52	H	Northwestern	88 75	116	H	Lehigh	81 61
17	N	Green Bay	57 63	29	A	Stanford	60 57	55	A	Miami (FL)	65 61	121	H	Yale	69 51
23	H	Washington	62 48	41	N	Vanderbilt	72 67	86	N	Villanova	51 46	154	H	Oregon	70 58
				48	H	Middle Tenn.	81 67	96	H	UC Davis	72 51	158	A	Arizona	88 41
				49	H	Washington St.	78 64					158	H	Arizona	71 54
												164	H	Bakersfield	83 54
												243	H	SMU	77 42
												299	A	Illinois St.	89 44
LAST 12 Division I GAMES:															
				52	H	Northwestern	88 75	158	H	Arizona	71 54				
				41	N	Vanderbilt	72 67	158	A	Arizona	88 41				
				7	H	Oregon St.	57 68	49	H	Washington St.	78 64				
				154	H	Oregon	70 58	23	H	Washington	62 48				
				29	A	Stanford	60 57	121	H	Yale	69 51				
				28	A	California	67 52	116	H	Lehigh	81 61				

Non-Div I Games:

Arizona St.

■ Loss, 
 ■ Non-Conf, S Site, 
 ■ Home 
 ■ Away 
 N Neutral

Average RPI Win:	340	WON-LOST	WINNING	LAST 10	STRENGTH OF	OPP. STRENGTH	TEAM	ADJ.	CONF.	ADJ CONF.
Average RPI Loss:	183	RECORD	PCT. RANK	GAMES	SCHEDULE	OF SCHEDULE	RPI	RPI	RPI	RPI
DIV. I ONLY	2- 12	330	0- 3	220	333	330	330	33	33	
DIV. I NON-CONF.	0- 8	338	0- 2	18	190	267	267	31	31	
TOTALS	RPI 1-25	RPI 26-50	W-L RECORDS	RPI 51-100	RPI 101-150	RPI 150+				
2- 12	0- 1	0- 1	OVERALL	0- 2	0- 0	2- 8				
2- 2	0- 0	0- 0	HOME	0- 0	0- 0	2- 2				
0- 10	0- 0	0- 0	AWAY	0- 0	0- 0	0- 0				
0- 0	0- 0	0- 0	NEUTRAL	0- 0	0- 0	0- 0				
0- 8	0- 1	0- 1	NON-CONFERENCE	0- 2	0- 0	0- 4				
0- 0	0- 0	0- 0	HOME	0- 0	0- 0	0- 0				
0- 8	0- 1	0- 1	AWAY	0- 2	0- 0	0- 4				
0- 0	0- 0	0- 0	NEUTRAL	0- 0	0- 0	0- 0				
2- 4	0- 0	0- 0	CONFERENCE	0- 0	0- 0	2- 4				
2- 2	0- 0	0- 0	HOME	0- 0	0- 0	2- 2				
0- 2	0- 0	0- 0	AWAY	0- 0	0- 0	0- 2				
0- 0	0- 0	0- 0	NEUTRAL	0- 0	0- 0	0- 0				

RPI 1-25				RPI 26-50				RPI 51-100				RPI 101+ Team's RPI: 330			
RPI	S	Opponent	Score	RPI	S	Opponent	Score	RPI	S	Opponent	Score	RPI	S	Opponent	Score
24	A	Iowa St.	56 82	38	A	Mississippi St.	26 83	58	A	Wichita St.	26 55	160	A	Alabama	27 71
								90	A	Oklahoma St.	45 90	167	A	Xavier	52 89
												228	H	Texas Southern	45 74
												242	A	UAB	56 65
												268	A	Cincinnati	57 73
												288	A	Southern U.	42 69
												301	H	Alabama St.	53 64
												334	A	Alcorn	39 45
												335	H	Alabama A&M	70 69
												345	H	Mississippi Val.	65 47
LAST 12 Division I GAMES:															
228	H	Texas Southern	45 74	301	H	Alabama St.	53 64								
167	A	Xavier	52 89	345	H	Mississippi Val.	65 47								
334	A	Alcorn	39 45	38	A	Mississippi St.	26 83								
58	A	Wichita St.	26 55	242	A	UAB	56 65								
288	A	Southern U.	42 69	160	A	Alabama	27 71								
335	H	Alabama A&M	70 69	24	A	Iowa St.	56 82								

Non-Div I Games: Talladega 66 70 Philander Smith 76 62 Lane 83 54

Ark.-Pine Bluff

Loss, Non-Conf, S Site, H Home A Away N Neutral

## Arkansas

Through Games Of Jan. 25, 2015

Average RPI Win:	141	WON-LOST	WINNING	LAST 10	STRENGTH OF	OPP. STRENGTH	TEAM	ADJ.	CONF.	ADJ CONF.
Average RPI Loss:	60	RECORD	PCT. RANK	GAMES	SCHEDULE	OF SCHEDULE	RPI	RPI	RPI	RPI
DIV. I ONLY	11- 8	125	4- 6	18	46	54	54	3	3	
DIV. I NON-CONF.	10- 2	31	4- 1	47	80	31	31	5	5	
TOTALS	RPI 1-25	RPI 26-50	W-L RECORDS	RPI 51-100	RPI 101-150	RPI 150+				
11- 8	2- 2	1- 3	OVERALL	1- 2	1- 0	6- 1				
6- 4	1- 2	0- 1	HOME	0- 1	1- 0	4- 0				
3- 4	0- 0	1- 2	AWAY	0- 1	0- 0	2- 1				
2- 0	1- 0	0- 0	NEUTRAL	1- 0	0- 0	0- 0				
10- 2	2- 0	1- 1	NON-CONFERENCE	1- 1	0- 0	6- 0				
5- 2	1- 0	0- 1	HOME	0- 1	0- 0	4- 0				
3- 0	0- 0	1- 0	AWAY	0- 0	0- 0	2- 0				
2- 0	1- 0	0- 0	NEUTRAL	1- 0	0- 0	0- 0				
1- 6	0- 2	0- 2	CONFERENCE	0- 1	1- 0	0- 1				
1- 2	0- 2	0- 0	HOME	0- 0	1- 0	0- 0				
0- 4	0- 0	0- 2	AWAY	0- 1	0- 0	0- 1				
0- 0	0- 0	0- 0	NEUTRAL	0- 0	0- 0	0- 0				

RPI 1-25				RPI 26-50				RPI 51-100 Team's RPI: 54				RPI 101+			
RPI	S	Opponent	Score	RPI	S	Opponent	Score	RPI	S	Opponent	Score	RPI	S	Opponent	Score
3	H	Tennessee	51 60	38	A	Mississippi St.	57 72	67	H	South Dakota St.	75 80	133	H	Missouri	73 55
11	N	Iowa	77 67	41	A	Vanderbilt	53 55	91	A	Ole Miss	57 71	166	A	Tulsa	64 53
22	H	Oklahoma	71 64	48	A	Middle Tenn.	58 51	98	N	Richmond	74 55	168	A	Florida	58 72
25	H	Texas A&M	50 52	50	H	Rutgers	52 64					173	H	Northwestern St.	78 30
												184	H	Savannah St.	75 46
												185	A	Missouri St.	59 50
												237	H	Nicholls St.	63 52
												297	H	Grambling	77 35
LAST 12 Division I GAMES:															
168	A	Florida	58 72	91	A	Ole Miss	57 71								
41	A	Vanderbilt	53 55	297	H	Grambling	77 35								
133	H	Missouri	73 55	22	H	Oklahoma	71 64								
3	H	Tennessee	51 60	166	A	Tulsa	64 53								
38	A	Mississippi St.	57 72	185	A	Missouri St.	59 50								
25	H	Texas A&M	50 52	50	H	Rutgers	52 64								

Non-Div I Games:

Arkansas

■ Loss, 
■ Non-Conf, S Site, 
■ Home 
■ Away 
N Neutral

Average RPI Win:	208	WON-LOST	WINNING	LAST 10	STRENGTH OF	OPP. STRENGTH	TEAM	ADJ.	CONF.	ADJ CONF.
Average RPI Loss:	80	RECORD	PCT. RANK	GAMES	SCHEDULE	OF SCHEDULE	RPI	RPI	RPI	RPI
DIV. I ONLY	12- 7	93	0- 1	148	90	72	72	16	16	
DIV. I NON-CONF.	4- 5	188	0- 1	46	27	77	77	16	16	
TOTALS	RPI 1-25	RPI 26-50	W-L RECORDS	RPI 51-100	RPI 101-150	RPI 150+				
12- 7	0- 1	1- 2	OVERALL	0- 2	3- 2	8- 0				
6- 1	0- 1	1- 0	HOME	0- 0	2- 0	3- 0				
6- 6	0- 0	0- 2	AWAY	0- 2	1- 2	5- 0				
0- 0	0- 0	0- 0	NEUTRAL	0- 0	0- 0	0- 0				
4- 5	0- 1	1- 2	NON-CONFERENCE	0- 2	0- 0	3- 0				
2- 1	0- 1	1- 0	HOME	0- 0	0- 0	1- 0				
2- 4	0- 0	0- 2	AWAY	0- 2	0- 0	2- 0				
0- 0	0- 0	0- 0	NEUTRAL	0- 0	0- 0	0- 0				
8- 2	0- 0	0- 0	CONFERENCE	0- 0	3- 2	5- 0				
4- 0	0- 0	0- 0	HOME	0- 0	2- 0	2- 0				
4- 2	0- 0	0- 0	AWAY	0- 0	1- 2	3- 0				
0- 0	0- 0	0- 0	NEUTRAL	0- 0	0- 0	0- 0				

RPI 1-25				RPI 26-50				RPI 51-100				RPI 101+			
RPI	S	Opponent	Score	RPI	S	Opponent	Score	RPI	S	Opponent	Score	RPI	S	Opponent	Score
21	H	FGCU	68 74	33	H	Chattanooga	57 52	82	A	Kansas	48 62	139	A	La.-Lafayette	57 69
				36	A	Ohio St.	52 67	95	A	Colorado	69 80	145	H	Texas St.	68 48
				38	A	Mississippi St.	83 93					146	A	Troy	82 76
												147	A	Appalachian St.	69 70
												147	H	Appalachian St.	89 75
												185	A	Missouri St.	78 62
												187	A	La.-Monroe	77 57
												211	H	Georgia St.	76 65
												248	A	Texas-Arlington	80 77
												280	H	Jackson St.	92 60
												286	H	Ga. Southern	86 63
												307	A	Kent St.	59 44
												320	A	South Ala.	62 50
LAST 12 Division I GAMES:															
				95	A	Colorado	69 80	248	A	Texas-Arlington	80 77				
				146	A	Troy	82 76	286	H	Ga. Southern	86 63				
				139	A	La.-Lafayette	57 69	187	A	La.-Monroe	77 57				
				211	H	Georgia St.	76 65	147	H	Appalachian St.	89 75				
				145	H	Texas St.	68 48	320	A	South Ala.	62 50				
				147	A	Appalachian St.	69 70	21	H	FGCU	68 74				







































Non-Div I Games: Christian Bros. 79 39

Arkansas St.

■ Loss, 
 ■ Non-Conf, S Site, 
 ■ Home 
 ■ Away 
 N Neutral







Average RPI Win: <b>232</b>	WON-LOST	WINNING	LAST 10	STRENGTH OF	OPP. STRENGTH	TEAM	ADJ.	CONF.	ADJ CONF.
Average RPI Loss: <b>175</b>	RECORD	PCT. RANK	GAMES	SCHEDULE	OF SCHEDULE	RPI	RPI	RPI	RPI
DIV. I ONLY	12- 5	59	6- 3	312	250	144	144	20	20
DIV. I NON-CONF.	7- 2	47	2- 1	346	283	160	160	22	22
TOTALS	RPI 1-25	RPI 26-50	W-L RECORDS	RPI 51-100	RPI 101-150	RPI 150+			
12- 5	0- 0	0- 1	OVERALL	1- 0	2- 1	9- 3			
7- 1	0- 0	0- 0	HOME	1- 0	1- 0	5- 1			
5- 4	0- 0	0- 1	AWAY	0- 0	1- 1	4- 2			
0- 0	0- 0	0- 0	NEUTRAL	0- 0	0- 0	0- 0			
7- 2	0- 0	0- 1	NON-CONFERENCE	0- 0	1- 0	6- 1			
3- 0	0- 0	0- 0	HOME	0- 0	0- 0	3- 0			
4- 2	0- 0	0- 1	AWAY	0- 0	1- 0	3- 1			
0- 0	0- 0	0- 0	NEUTRAL	0- 0	0- 0	0- 0			
5- 3	0- 0	0- 0	CONFERENCE	1- 0	1- 1	3- 2			
4- 1	0- 0	0- 0	HOME	1- 0	1- 0	2- 1			
1- 2	0- 0	0- 0	AWAY	0- 0	0- 1	1- 1			
0- 0	0- 0	0- 0	NEUTRAL	0- 0	0- 0	0- 0			

RPI 1-25	RPI 26-50	RPI 51-100	RPI 101+	Team's RPI: 144
RPI S Opponent Score	RPI S Opponent Score	RPI S Opponent Score	RPI S Opponent Score	
	34  Quinnipiac 64  79	73  American 68 60	116  Lehigh 51  63	
			130  Bucknell 67 45	
			150  Central Conn. St. 74 60	
			162  Lafayette 60  71	
			188  Pepperdine 56 44	
			192  Holy Cross 67 53	
			205  Stony Brook 68 59	
			236  Navy 50  53	
			267  Loyola Maryland 55 44	
			271  Colgate 64 62	
			302  Manhattan 81 49	
			318  St. Francis Brooklyn 61 55	
			327  Fairleigh Dickinson 48  56	
			336  UC Santa Barbara 61 39	
			348  Air Force 79 35	
LAST 12 Division I GAMES:				
	73  American 68 60	267  Loyola Maryland 55 44		
	271  Colgate 64 62	162  Lafayette 60  71		
	130  Bucknell 67 45	150  Central Conn. St. 74 60		
	192  Holy Cross 67 53	318  St. Francis Brooklyn 61 55		
	236  Navy 50  53	327  Fairleigh Dickinson 48  56		
	116  Lehigh 51  63	188  Pepperdine 56 44		

Non-Div I Games: St. Thomas Aquinas 70 45

Army

 Loss, 
  Non-Conf, S Site, 
  Home 
  Away 
 N Neutral

Average RPI Win:	213	WON-LOST	WINNING	LAST 10	STRENGTH OF	OPP. STRENGTH	TEAM	ADJ.	CONF.	ADJ CONF.
Average RPI Loss:	85	RECORD	PCT. RANK	GAMES	SCHEDULE	OF SCHEDULE	RPI	RPI	RPI	RPI
DIV. I ONLY	9- 10	182	2- 8	73	58	135	135	3	3	
DIV. I NON-CONF.	9- 4	84	4- 2	238	133	114	114	5	5	
TOTALS	RPI 1-25	RPI 26-50	W-L RECORDS	RPI 51-100	RPI 101-150	RPI 150+				
9- 10	1- 3	0- 1	OVERALL	0- 3	1- 0	7- 3				
7- 3	1- 1	0- 1	HOME	0- 0	1- 0	5- 1				
1- 6	0- 2	0- 0	AWAY	0- 2	0- 0	1- 2				
1- 1	0- 0	0- 0	NEUTRAL	0- 1	0- 0	1- 0				
9- 4	1- 0	0- 0	NON-CONFERENCE	0- 3	1- 0	7- 1				
7- 0	1- 0	0- 0	HOME	0- 0	1- 0	5- 0				
1- 3	0- 0	0- 0	AWAY	0- 2	0- 0	1- 1				
1- 1	0- 0	0- 0	NEUTRAL	0- 1	0- 0	1- 0				
0- 6	0- 3	0- 1	CONFERENCE	0- 0	0- 0	0- 2				
0- 3	0- 1	0- 1	HOME	0- 0	0- 0	0- 1				
0- 3	0- 2	0- 0	AWAY	0- 0	0- 0	0- 1				
0- 0	0- 0	0- 0	NEUTRAL	0- 0	0- 0	0- 0				

RPI	S	Opponent	Score	RPI	S	Opponent	Score	RPI	S	Opponent	Score	RPI	S	Opponent	Score	Team's RPI: 135
3	H	Tennessee	42 54	32	H	Georgia	52 57	64	A	St. John's (NY)	49 56	146	H	Troy	71 54	
8	A	Kentucky	57 78					85	N	Hampton	42 44	156	H	Samford	64 41	
10	A	South Carolina	58 77					100	A	Virginia	51 66	160	A	Alabama	50 51	
21	H	FGCU	72 69									168	H	Florida	50 63	
												184	H	Savannah St.	62 56	
												217	A	Winthrop	54 56	
												243	N	SMU	56 43	
												273	H	Marquette	79 53	
												283	H	Southeastern La.	72 44	
												297	H	Grambling	92 42	
												312	A	FIU	81 44	
LAST 12 Division I GAMES:																
160	A	Alabama	50 51	85	N	Hampton	42 44	312	A	FIU	81 44					
3	H	Tennessee	42 54	243	N	SMU	56 43	64	A	St. John's (NY)	49 56					
32	H	Georgia	52 57	184	H	Savannah St.	62 56	156	H	Samford	64 41					
8	A	Kentucky	57 78													
168	H	Florida	50 63													
10	A	South Carolina	58 77													

Non-Div I Games:

Auburn

■ Loss, 
■ Non-Conf, S Site, 
■ Home 
■ Away 
N Neutral

Average RPI Win:	233	WON-LOST	WINNING	LAST 10	STRENGTH OF	OPP. STRENGTH	TEAM	ADJ.	CONF.	ADJ CONF.
Average RPI Loss:	169	RECORD	PCT. RANK	GAMES	SCHEDULE	OF SCHEDULE	RPI	RPI	RPI	RPI
DIV. I ONLY	6- 13	271	5- 5	161	293	241	241	26	26	
DIV. I NON-CONF.	2- 10	311	1- 4	84	270	261	261	26	26	
TOTALS	RPI 1-25	RPI 26-50	W-L RECORDS	RPI 51-100	RPI 101-150	RPI 150+				
6- 13	0- 0	0- 2	OVERALL	0- 0	0- 4	6- 7				
2- 5	0- 0	0- 1	HOME	0- 0	0- 2	2- 2				
3- 7	0- 0	0- 1	AWAY	0- 0	0- 2	3- 4				
1- 1	0- 0	0- 0	NEUTRAL	0- 0	0- 0	1- 1				
2- 10	0- 0	0- 2	NON-CONFERENCE	0- 0	0- 4	2- 4				
1- 3	0- 0	0- 1	HOME	0- 0	0- 2	1- 0				
0- 6	0- 0	0- 1	AWAY	0- 0	0- 2	0- 3				
1- 1	0- 0	0- 0	NEUTRAL	0- 0	0- 0	1- 1				
4- 3	0- 0	0- 0	CONFERENCE	0- 0	0- 0	4- 3				
1- 2	0- 0	0- 0	HOME	0- 0	0- 0	1- 2				
3- 1	0- 0	0- 0	AWAY	0- 0	0- 0	3- 1				
0- 0	0- 0	0- 0	NEUTRAL	0- 0	0- 0	0- 0				

RPI S	Opponent	Score	RPI S	Opponent	Score	RPI S	Opponent	Score	RPI S	Opponent	Score	Team's RPI: 241
27	H Western Ky.	68 91	33	A Chattanooga	65 76	122	A Montana	62 83	122	H Wright St.	73 85	
						143	H Southern Ill.	65 75	149	A Memphis	60 65	
						152	A Southern Miss.	71 80	171	N Saint Louis	86 81	
						181	H Belmont	72 59	194	N Oral Roberts	60 73	
						199	A Jacksonville St.	57 54	204	A Evansville	68 72	
						215	H Morehead St.	72 82	233	H Tennessee St.	78 81	
						250	A Eastern Ky.	81 71	275	A Central Ark.	54 63	
						293	H Grand Canyon	84 77	305	A Eastern Ill.	66 63	
						331	A Tennessee Tech	71 75				
LAST 12 Division I GAMES:												
305	A Eastern Ill.	66 63	250	A Eastern Ky.	81 71							
215	H Morehead St.	72 82	275	A Central Ark.	54 63							
233	H Tennessee St.	78 81	122	A Montana	62 83							
181	H Belmont	72 59	171	N Saint Louis	86 81							
331	A Tennessee Tech	71 75	27	H Western Ky.	68 91							
199	A Jacksonville St.	57 54	143	H Southern Ill.	65 75							

Non-Div I Games: Brescia 99 63

Austin Peay

■ Loss, 
 ■ Non-Conf, 
 ■ S Site, 
 ■ H Home 
 ■ A Away 
 N Neutral

BYU				STRENGTH OF SCHEDULE	OPP. STRENGTH OF SCHEDULE	TEAM RPI	ADJ. RPI	CONF. RPI	ADJ CONF. RPI
Average RPI Win:	187	WON-LOST RECORD	WINNING PCT. RANK						
Average RPI Loss:	54		LAST 10 GAMES						
DIV. I ONLY	14- 5	49	8- 2	117	104	60	60	8	8
DIV. I NON-CONF.	7- 3	83	3- 0	129	139	76	76	7	7
-----									
TOTALS	RPI 1-25	RPI 26-50	W-L RECORDS	RPI 51-100	RPI 101-150	RPI 150+			
14- 5	0- 1	0- 1	OVERALL	4- 3	1- 0	9- 0			
8- 2	0- 0	0- 0	HOME	3- 2	1- 0	4- 0			
5- 2	0- 0	0- 1	AWAY	0- 1	0- 0	5- 0			
1- 1	0- 1	0- 0	NEUTRAL	1- 0	0- 0	0- 0			
7- 3	0- 1	0- 0	NON-CONFERENCE	2- 2	0- 0	5- 0			
4- 1	0- 0	0- 0	HOME	1- 1	0- 0	3- 0			
2- 1	0- 0	0- 0	AWAY	0- 1	0- 0	2- 0			
1- 1	0- 1	0- 0	NEUTRAL	1- 0	0- 0	0- 0			
7- 2	0- 0	0- 1	CONFERENCE	2- 1	1- 0	4- 0			
4- 1	0- 0	0- 0	HOME	2- 1	1- 0	1- 0			
3- 1	0- 0	0- 1	AWAY	0- 0	0- 0	3- 0			
0- 0	0- 0	0- 0	NEUTRAL	0- 0	0- 0	0- 0			

RPI 1-25				RPI 26-50				RPI 51-100 Team's RPI: 60				RPI 101+			
RPI	S	Opponent	Score	RPI	S	Opponent	Score	RPI	S	Opponent	Score	RPI	S	Opponent	Score
7	N	Oregon St.	61 71	45	A	Gonzaga	62 78	53	H	St. Mary's (CA)	51 61	142	H	San Francisco	65 62
								56	H	Pacific	89 72	188	A	Pepperdine	84 78
								67	A	South Dakota St.	65 75	208	H	Santa Clara	84 55
								78	H	San Diego	54 50	220	H	Nevada	65 60
								92	H	Colorado St.	69 58	230	A	Utah	60 56
								93	N	Butler	81 62	231	A	Utah St.	62 58
								99	H	CSUN	54 63	254	A	Portland	83 79
												262	H	Weber St.	64 53
												272	H	UNLV	76 61
												295	A	Loyola Marymount	71 63
LAST 12 Division I GAMES:															
78	H	San Diego	54 50	208	H	Santa Clara	84 55								
53	H	St. Mary's (CA)	51 61	254	A	Portland	83 79								
56	H	Pacific	89 72	45	A	Gonzaga	62 78								
188	A	Pepperdine	84 78	231	A	Utah St.	62 58								
295	A	Loyola Marymount	71 63	230	A	Utah	60 56								
142	H	San Francisco	65 62	262	H	Weber St.	64 53								

Non-Div I Games: BYU-Hawaii 73 52

BYU

■ Loss, 
 ■ Non-Conf, S Site, 
 ■ Home 
 ■ Away 
 N Neutral

## Bakersfield

Through Games Of Jan. 25, 2015

Average RPI Win:	249	WON-LOST	WINNING	LAST 10	STRENGTH OF	OPP. STRENGTH	TEAM	ADJ.	CONF.	ADJ CONF.
Average RPI Loss:	138	RECORD	PCT. RANK	GAMES	SCHEDULE	OF SCHEDULE	RPI	RPI	RPI	RPI
DIV. I ONLY	13- 6	73	7- 3	328	184	164	164	31	31	
DIV. I NON-CONF.	10- 4	80	5- 2	299	129	125	125	32	32	
TOTALS	RPI 1-25	RPI 26-50	W-L RECORDS	RPI 51-100	RPI 101-150	RPI 150+				
13- 6	0- 1	1- 1	OVERALL	0- 0	2- 0	10- 4				
11- 0	0- 0	1- 0	HOME	0- 0	2- 0	8- 0				
2- 6	0- 1	0- 1	AWAY	0- 0	0- 0	2- 4				
0- 0	0- 0	0- 0	NEUTRAL	0- 0	0- 0	0- 0				
10- 4	0- 1	1- 1	NON-CONFERENCE	0- 0	2- 0	7- 2				
8- 0	0- 0	1- 0	HOME	0- 0	2- 0	5- 0				
2- 4	0- 1	0- 1	AWAY	0- 0	0- 0	2- 2				
0- 0	0- 0	0- 0	NEUTRAL	0- 0	0- 0	0- 0				
3- 2	0- 0	0- 0	CONFERENCE	0- 0	0- 0	3- 2				
3- 0	0- 0	0- 0	HOME	0- 0	0- 0	3- 0				
0- 2	0- 0	0- 0	AWAY	0- 0	0- 0	0- 2				
0- 0	0- 0	0- 0	NEUTRAL	0- 0	0- 0	0- 0				

RPI 1-25				RPI 26-50				RPI 51-100				RPI 101+ Team's RPI: 164			
RPI	S	Opponent	Score	RPI	S	Opponent	Score	RPI	S	Opponent	Score	RPI	S	Opponent	Score
5	A	Arizona St.	54 83	30	A	Nebraska	45 54					125	H	Hawaii	78 69
				35	H	Fresno St.	80 60					136	H	UC Riverside	66 65
												151	A	New Mexico St.	78 90
												153	A	Cal Poly	66 71
												158	A	Arizona	76 72
												170	A	Tex.-Pan American	60 77
												272	H	UNLV	74 71
												281	A	UC Irvine	68 65
												281	H	UC Irvine	80 70
												287	H	LIU Brooklyn	84 53
												293	H	Grand Canyon	90 67
												319	A	Omaha	68 80
												336	H	UC Santa Barbara	74 64
												342	H	Chicago St.	83 58
												343	H	UMKC	70 67
												348	H	Air Force	96 56
LAST 12 Division I GAMES:															
				342	H	Chicago St.	83 58					153	A	Cal Poly	66 71
				343	H	UMKC	70 67					287	H	LIU Brooklyn	84 53
				170	A	Tex.-Pan American	60 77					125	H	Hawaii	78 69
				151	A	New Mexico St.	78 90					272	H	UNLV	74 71
				293	H	Grand Canyon	90 67					281	A	UC Irvine	68 65
				336	H	UC Santa Barbara	74 64					30	A	Nebraska	45 54

Non-Div I Games: Fresno Pacific 82 60

Bakersfield

■ Loss, 
 ■ Non-Conf, S Site, 
 ■ Home 
 ■ Away 
 N Neutral

Average RPI Win:	220	WON-LOST	WINNING	LAST 10	STRENGTH OF	OPP. STRENGTH	TEAM	ADJ.	CONF.	ADJ CONF.
Average RPI Loss:	81	RECORD	PCT. RANK	GAMES	SCHEDULE	OF SCHEDULE	RPI	RPI	RPI	RPI
DIV. I ONLY	9- 9	163	5- 5	97	130	137	137	15	15	
DIV. I NON-CONF.	4- 7	219	1- 4	110	40	206	206	17	17	
TOTALS	RPI 1-25	RPI 26-50	W-L RECORDS	RPI 51-100	RPI 101-150	RPI 150+				
9- 9	0- 1	0- 2	OVERALL	2- 4	0- 0	7- 2				
7- 3	0- 0	0- 0	HOME	1- 3	0- 0	6- 0				
2- 6	0- 1	0- 2	AWAY	1- 1	0- 0	1- 2				
0- 0	0- 0	0- 0	NEUTRAL	0- 0	0- 0	0- 0				
4- 7	0- 1	0- 2	NON-CONFERENCE	0- 3	0- 0	4- 1				
4- 2	0- 0	0- 0	HOME	0- 2	0- 0	4- 0				
0- 5	0- 1	0- 2	AWAY	0- 1	0- 0	0- 1				
0- 0	0- 0	0- 0	NEUTRAL	0- 0	0- 0	0- 0				
5- 2	0- 0	0- 0	CONFERENCE	2- 1	0- 0	3- 1				
3- 1	0- 0	0- 0	HOME	1- 1	0- 0	2- 0				
2- 1	0- 0	0- 0	AWAY	1- 0	0- 0	1- 1				
0- 0	0- 0	0- 0	NEUTRAL	0- 0	0- 0	0- 0				

RPI 1-25				RPI 26-50				RPI 51-100				RPI 101+ Team's RPI: 137			
RPI	S	Opponent	Score	RPI	S	Opponent	Score	RPI	S	Opponent	Score	RPI	S	Opponent	Score
9	A	Louisville	56 69	27	A	Western Ky.	59 84	51	H	Purdue	60 66	171	A	Saint Louis	68 73
				47	A	Pittsburgh	47 59	65	A	Akron	77 73	180	A	Buffalo	43 53
								69	H	Ohio	53 60	196	H	Charlotte	76 66
								79	H	Western Mich.	54 36	204	H	Evansville	76 70
								84	H	Duquesne	62 82	227	H	Oakland	75 50
								93	A	Butler	41 48	270	A	Bowling Green	62 50
												298	H	Miami (OH)	72 41
												307	H	Kent St.	85 47
												333	H	Murray St.	85 59
LAST 12 Division I GAMES:															
69	H	Ohio	53 60	270	A	Bowling Green	62 50								
65	A	Akron	77 73	171	A	Saint Louis	68 73								
180	A	Buffalo	43 53	27	A	Western Ky.	59 84								
307	H	Kent St.	85 47	47	A	Pittsburgh	47 59								
79	H	Western Mich.	54 36	196	H	Charlotte	76 66								
298	H	Miami (OH)	72 41	93	A	Butler	41 48								

Non-Div I Games:

Ball St.

■ Loss, 
■ Non-Conf, 
■ S Site, 
■ H Home 
■ A Away 
N Neutral

Average RPI Win:	112	WON-LOST	WINNING	LAST 10	STRENGTH OF	OPP. STRENGTH	TEAM	ADJ.	CONF.	ADJ CONF.
Average RPI Loss:	8	RECORD	PCT. RANK	GAMES	SCHEDULE	OF SCHEDULE	RPI	RPI	RPI	RPI
DIV. I ONLY	18- 1	3	10- 0	15	34	2	2	1	1	
DIV. I NON-CONF.	11- 1	11	5- 0	54	71	8	8	2	2	
TOTALS	RPI 1-25	RPI 26-50	W-L RECORDS	RPI 51-100	RPI 101-150	RPI 150+				
18- 1	2- 1	2- 0	OVERALL	7- 0	1- 0	6- 0				
12- 0	2- 0	1- 0	HOME	2- 0	1- 0	6- 0				
4- 1	0- 1	0- 0	AWAY	4- 0	0- 0	0- 0				
2- 0	0- 0	1- 0	NEUTRAL	1- 0	0- 0	0- 0				
11- 1	0- 1	2- 0	NON-CONFERENCE	2- 0	1- 0	6- 0				
8- 0	0- 0	1- 0	HOME	0- 0	1- 0	6- 0				
1- 1	0- 1	0- 0	AWAY	1- 0	0- 0	0- 0				
2- 0	0- 0	1- 0	NEUTRAL	1- 0	0- 0	0- 0				
7- 0	2- 0	0- 0	CONFERENCE	5- 0	0- 0	0- 0				
4- 0	2- 0	0- 0	HOME	2- 0	0- 0	0- 0				
3- 0	0- 0	0- 0	AWAY	3- 0	0- 0	0- 0				
0- 0	0- 0	0- 0	NEUTRAL	0- 0	0- 0	0- 0				

RPI 1-25				RPI 26-50				RPI 51-100				RPI 101+			
RPI	S	Opponent	Score	RPI	S	Opponent	Score	RPI	S	Opponent	Score	RPI	S	Opponent	Score
8	A	Kentucky	64 74	40	N	Syracuse	74 72	61	A	West Virginia	66 62	124	H	Marist	90 60
19	H	Texas	75 58	44	H	Stetson	96 42	81	A	Kansas St.	74 44	170	H	Tex.-Pan American	96 42
24	H	Iowa St.	79 47					81	H	Kansas St.	68 46	179	H	Idaho	88 70
								82	A	Kansas	71 63	194	H	Oral Roberts	101 60
								89	N	Michigan St.	84 65	200	H	Stephen F. Austin	96 57
								90	H	Oklahoma St.	61 45	214	H	Prairie View	108 64
								91	A	Ole Miss	96 54	231	H	Utah St.	99 43
LAST 12 Division I GAMES:															
81	H	Kansas St.	68 46	90	H	Oklahoma St.	61 45	214	H	Prairie View	108 64				
19	H	Texas	75 58					89	N	Michigan St.	84 65				
82	A	Kansas	71 63	40	N	Syracuse	74 72	200	H	Stephen F. Austin	96 57				
24	H	Iowa St.	79 47	81	A	Kansas St.	74 44	179	H	Idaho	88 70				

Non-Div I Games:

Baylor

Belmont

Through Games Of Jan. 25, 2015

Average RPI Win:	261	WON-LOST	WINNING	LAST 10	STRENGTH OF	OPP. STRENGTH	TEAM	ADJ.	CONF.	ADJ CONF.
Average RPI Loss:	124	RECORD	PCT. RANK	GAMES	SCHEDULE	OF SCHEDULE	RPI	RPI	RPI	RPI
DIV. I ONLY	7- 13	257	4- 6	94	200	181	181	26	26	
DIV. I NON-CONF.	3- 9	281	1- 3	17	74	135	135	26	26	
TOTALS	RPI 1-25	RPI 26-50	W-L RECORDS	RPI 51-100	RPI 101-150	RPI 150+				
7- 13	0- 2	0- 4	OVERALL	0- 1	0- 0	7- 6				
3- 4	0- 0	0- 2	HOME	0- 0	0- 0	3- 2				
4- 8	0- 2	0- 2	AWAY	0- 0	0- 0	4- 4				
0- 1	0- 0	0- 0	NEUTRAL	0- 1	0- 0	0- 0				
3- 9	0- 2	0- 4	NON-CONFERENCE	0- 1	0- 0	3- 2				
1- 2	0- 0	0- 2	HOME	0- 0	0- 0	1- 0				
2- 6	0- 2	0- 2	AWAY	0- 0	0- 0	2- 2				
0- 1	0- 0	0- 0	NEUTRAL	0- 1	0- 0	0- 0				
4- 4	0- 0	0- 0	CONFERENCE	0- 0	0- 0	4- 4				
2- 2	0- 0	0- 0	HOME	0- 0	0- 0	2- 2				
2- 2	0- 0	0- 0	AWAY	0- 0	0- 0	2- 2				
0- 0	0- 0	0- 0	NEUTRAL	0- 0	0- 0	0- 0				

RPI 1-25				RPI 26-50				RPI 51-100				RPI 101+ Team's RPI: 181			
RPI	S	Opponent	Score	RPI	S	Opponent	Score	RPI	S	Opponent	Score	RPI	S	Opponent	Score
8	A	Kentucky	55 71	27	H	Western Ky.	50 66	65	N	Akron	58 73	157	A	Cleveland St.	86 89
9	A	Louisville	35 95	32	A	Georgia	43 62					183	H	UT Martin	68 85
				33	H	Chattanooga	48 60					190	A	Mercer	86 83
				41	A	Vanderbilt	58 65					198	H	SIUE	52 67
												199	H	Jacksonville St.	70 66
												233	A	Tennessee St.	64 62
												241	A	Austin Peay	59 72
												257	H	Lipscomb	80 60
												304	H	Southeast Mo. St.	62 39
												305	A	Eastern Ill.	72 77
												307	A	Kent St.	55 58
												314	A	Denver	72 43
												333	A	Murray St.	79 68
LAST 12 Division I GAMES:															
233	A	Tennessee St.	64 62	183	H	UT Martin	68 85								
199	H	Jacksonville St.	70 66	304	H	Southeast Mo. St.	62 39								
333	A	Murray St.	79 68	27	H	Western Ky.	50 66								
241	A	Austin Peay	59 72	32	A	Georgia	43 62								
305	A	Eastern Ill.	72 77	190	A	Mercer	86 83								
198	H	SIUE	52 67	157	A	Cleveland St.	86 89								

Non-Div I Games: North Ala. 69 72

Belmont

Loss, Non-Conf, S Site, H Home A Away N Neutral



Average RPI Win:	<b>284</b>	WON-LOST	WINNING	LAST 10	STRENGTH OF	OPP. STRENGTH	TEAM	ADJ.	CONF.	ADJ CONF.
Average RPI Loss:	<b>144</b>	RECORD	PCT. RANK	GAMES	SCHEDULE	OF SCHEDULE	RPI	RPI	RPI	RPI
DIV. I ONLY	<b>5- 12</b>	<b>280</b>	<b>4- 6</b>	<b>156</b>	<b>275</b>	<b>249</b>	<b>249</b>	<b>32</b>	<b>32</b>	
DIV. I NON-CONF.	<b>1- 9</b>	<b>328</b>	<b>1- 4</b>	<b>30</b>	<b>214</b>	<b>254</b>	<b>254</b>	<b>30</b>	<b>30</b>	
TOTALS	RPI 1-25	RPI 26-50	W-L RECORDS	RPI 51-100	RPI 101-150	RPI 150+				
5- 12	0- 2	0- 1	OVERALL	0- 3	0- 1	5- 5				
2- 5	0- 1	0- 0	HOME	0- 2	0- 0	2- 2				
3- 5	0- 1	0- 1	AWAY	0- 1	0- 0	3- 2				
0- 2	0- 0	0- 0	NEUTRAL	0- 0	0- 1	0- 1				
1- 9	0- 2	0- 1	NON-CONFERENCE	0- 2	0- 1	1- 3				
1- 3	0- 1	0- 0	HOME	0- 1	0- 0	1- 1				
0- 4	0- 1	0- 1	AWAY	0- 1	0- 0	0- 1				
0- 2	0- 0	0- 0	NEUTRAL	0- 0	0- 1	0- 1				
4- 3	0- 0	0- 0	CONFERENCE	0- 1	0- 0	4- 2				
1- 2	0- 0	0- 0	HOME	0- 1	0- 0	1- 1				
3- 1	0- 0	0- 0	AWAY	0- 0	0- 0	3- 1				
0- 0	0- 0	0- 0	NEUTRAL	0- 0	0- 0	0- 0				

RPI 1-25				RPI 26-50				RPI 51-100				RPI 101+ Team's RPI: 249			
RPI	S	Opponent	Score	RPI	S	Opponent	Score	RPI	S	Opponent	Score	RPI	S	Opponent	Score
14	A	Florida St.	34 <b>103</b>	44	A	Stetson	61 <b>91</b>	65	H	Akron	63 <b>81</b>	145	N	Texas St.	40 <b>51</b>
21	H	FGCU	46 <b>91</b>					85	H	Hampton	54 <b>61</b>	178	H	Fla. Atlantic	68 <b>88</b>
								87	A	East Carolina	42 <b>71</b>	184	A	Savannah St.	59 52
												245	N	Campbell	55 <b>66</b>
												266	A	Jacksonville	51 <b>64</b>
												282	A	South Carolina St.	61 <b>68</b>
												289	A	Morgan St.	55 48
												292	H	Western Caro.	63 53
												300	H	Norfolk St.	40 <b>53</b>
												325	A	Coppin St.	61 58
												329	H	UMES	75 65
LAST 12 Division I GAMES:															
329	H	UMES	75 65	245	N	Campbell	55 <b>66</b>								
289	A	Morgan St.	55 48	145	N	Texas St.	40 <b>51</b>								
325	A	Coppin St.	61 58	21	H	FGCU	46 <b>91</b>								
300	H	Norfolk St.	40 <b>53</b>	65	H	Akron	63 <b>81</b>								
85	H	Hampton	54 <b>61</b>	282	A	South Carolina St.	61 <b>68</b>								
292	H	Western Caro.	63 53	184	A	Savannah St.	59 52								

Non-Div I Games: Edward Waters 60 42 Lynn 67 48

Bethune-Cookman

Loss, Non-Conf, S Site, H Home A Away N Neutral

Binghamton

Through Games Of Jan. 25, 2015

Average RPI Win:	307	WON-LOST	WINNING	LAST 10	STRENGTH OF	OPP. STRENGTH	TEAM	ADJ.	CONF.	ADJ CONF.
Average RPI Loss:	155	RECORD	PCT. RANK	GAMES	SCHEDULE	OF SCHEDULE	RPI	RPI	RPI	RPI
DIV. I ONLY	4- 16	313	3- 7	163	298	291	291	23	23	
DIV. I NON-CONF.	2- 11	314	1- 4	182	324	313	313	24	24	
TOTALS	RPI 1-25	RPI 26-50	W-L RECORDS	RPI 51-100	RPI 101-150	RPI 150+				
4- 16	0- 1	0- 0	OVERALL	0- 3	0- 3	4- 9				
3- 5	0- 0	0- 0	HOME	0- 1	0- 1	3- 3				
0- 11	0- 0	0- 0	AWAY	0- 0	0- 0	0- 1				
1- 0	0- 0	0- 0	NEUTRAL	0- 0	0- 0	1- 0				
2- 11	0- 1	0- 0	NON-CONFERENCE	0- 2	0- 1	2- 7				
1- 4	0- 0	0- 0	HOME	0- 0	0- 1	1- 3				
0- 7	0- 1	0- 0	AWAY	0- 2	0- 0	0- 4				
1- 0	0- 0	0- 0	NEUTRAL	0- 0	0- 0	1- 0				
2- 5	0- 0	0- 0	CONFERENCE	0- 1	0- 2	2- 2				
2- 1	0- 0	0- 0	HOME	0- 1	0- 0	2- 0				
0- 4	0- 0	0- 0	AWAY	0- 0	0- 2	0- 2				
0- 0	0- 0	0- 0	NEUTRAL	0- 0	0- 0	0- 0				

RPI 1-25				RPI 26-50				RPI 51-100				RPI 101+ Team's RPI: 291			
RPI	S	Opponent	Score	RPI	S	Opponent	Score	RPI	S	Opponent	Score	RPI	S	Opponent	Score
20	A	Princeton	58 96					64	A	St. John's (NY)	51 67	117	A	Maine	48 70
								65	A	Akron	49 80	130	H	Bucknell	57 68
								71	H	Albany (NY)	49 82	140	A	Hartford	44 59
												155	A	New Hampshire	68 73
												159	A	St. Bonaventure	54 72
												165	H	Siena	53 62
												167	H	Xavier	71 89
												205	A	Stony Brook	54 67
												234	H	Niagara	52 63
												247	A	Canisius	75 91
												256	H	UMass Lowell	65 64
												265	A	NJIT	48 52
												271	A	Colgate	55 74
												311	H	Vermont	73 62
												315	H	Rider	72 67
												346	N	Delaware St.	90 84
LAST 12 Division I GAMES:															
205	A	Stony Brook	54 67	256	H	UMass Lowell	65 64	130	H	Bucknell	57 68	315	H	Rider	72 67
117	A	Maine	48 70	140	A	Hartford	44 59	165	H	Siena	53 62	20	A	Princeton	58 96
155	A	New Hampshire	68 73	71	H	Albany (NY)	49 82	247	A	Canisius	75 91				
71	H	Albany (NY)	49 82	311	H	Vermont	73 62								

Non-Div I Games:

Binghamton

Average RPI Win:	206	WON-LOST	WINNING	LAST 10	STRENGTH OF	OPP. STRENGTH	TEAM	ADJ.	CONF.	ADJ CONF.
Average RPI Loss:	205	RECORD	PCT. RANK	GAMES	SCHEDULE	OF SCHEDULE	RPI	RPI	RPI	RPI
DIV. I ONLY	11- 5	69	0- 0	252	251	131	131	21	21	
DIV. I NON-CONF.	6- 3	92	0- 0	169	269	96	96	19	19	
TOTALS	RPI 1-25	RPI 26-50	W-L RECORDS	RPI 51-100	RPI 101-150	RPI 150+				
11- 5	0- 0	0- 0	OVERALL	1- 1	1- 0	9- 4				
7- 1	0- 0	0- 0	HOME	1- 0	0- 0	6- 1				
3- 3	0- 0	0- 0	AWAY	0- 0	0- 0	3- 3				
1- 1	0- 0	0- 0	NEUTRAL	0- 1	1- 0	0- 0				
6- 3	0- 0	0- 0	NON-CONFERENCE	0- 1	1- 0	5- 2				
4- 0	0- 0	0- 0	HOME	0- 0	0- 0	4- 0				
1- 2	0- 0	0- 0	AWAY	0- 0	0- 0	1- 2				
1- 1	0- 0	0- 0	NEUTRAL	0- 1	1- 0	0- 0				
5- 2	0- 0	0- 0	CONFERENCE	1- 0	0- 0	4- 2				
3- 1	0- 0	0- 0	HOME	1- 0	0- 0	2- 1				
2- 1	0- 0	0- 0	AWAY	0- 0	0- 0	2- 1				
0- 0	0- 0	0- 0	NEUTRAL	0- 0	0- 0	0- 0				

RPI 1-25			RPI 26-50			RPI 51-100			RPI 101+			Team's RPI: 131
RPI	S	Opponent	Score	RPI	S	Opponent	Score	RPI	S	Opponent	Score	
						59 N Long Beach St.	50 68	121 N Yale			59 53	
						92 H Colorado St.	75 65	151 H New Mexico St.			70 45	
								169 H Eastern Wash.			90 72	
								182 H New Mexico			86 65	
								210 A San Jose St.			78 88	
								212 H Montana St.			75 60	
								213 A Southern Utah			64 66	
								224 H Wyoming			59 64	
								231 A Utah St.			63 53	
								239 A Idaho St.			86 62	
								254 H Portland			94 58	
								272 A UNLV			78 67	
								317 A Utah Valley			60 68	
								348 H Air Force			81 54	
LAST 12 Division I GAMES:												
348 H		Air Force	81 54	92 H		Colorado St.	75 65					
210 A		San Jose St.	78 88	254 H		Portland	94 58					
182 H		New Mexico	86 65	169 H		Eastern Wash.	90 72					
272 A		UNLV	78 67	317 A		Utah Valley	60 68					
224 H		Wyoming	59 64	239 A		Idaho St.	86 62					
231 A		Utah St.	63 53	121 N		Yale	59 53					

Non-Div I Games: Col. of Idaho 91 40 Carroll (MT) 58 45

Boise St.

■ Loss, 
 ■ Non-Conf, 
 ■ S Site, 
 ■ H Home 
 ■ A Away 
 N Neutral

Average RPI Win:	171	WON-LOST	WINNING	LAST 10	STRENGTH OF	OPP. STRENGTH	TEAM	ADJ.	CONF.	ADJ CONF.
Average RPI Loss:	82	RECORD	PCT. RANK	GAMES	SCHEDULE	OF SCHEDULE	RPI	RPI	RPI	RPI
DIV. I ONLY	9- 11	197	0- 1	33	60	105	105	2	2	
DIV. I NON-CONF.	8- 5	123	0- 1	134	193	105	105	4	4	
TOTALS	RPI 1-25	RPI 26-50	W-L RECORDS	RPI 51-100	RPI 101-150	RPI 150+				
9- 11	1- 1	0- 3	OVERALL	1- 3	2- 3	5- 1				
6- 4	1- 0	0- 1	HOME	0- 1	1- 2	4- 0				
2- 7	0- 1	0- 2	AWAY	1- 2	1- 1	0- 1				
1- 0	0- 0	0- 0	NEUTRAL	0- 0	0- 0	1- 0				
8- 5	0- 0	0- 1	NON-CONFERENCE	1- 0	2- 3	5- 1				
5- 2	0- 0	0- 0	HOME	0- 0	1- 2	4- 0				
2- 3	0- 0	0- 1	AWAY	1- 0	1- 1	0- 1				
1- 0	0- 0	0- 0	NEUTRAL	0- 0	0- 0	1- 0				
1- 6	1- 1	0- 2	CONFERENCE	0- 3	0- 0	0- 0				
1- 2	1- 0	0- 1	HOME	0- 1	0- 0	0- 0				
0- 4	0- 1	0- 1	AWAY	0- 2	0- 0	0- 0				
0- 0	0- 0	0- 0	NEUTRAL	0- 0	0- 0	0- 0				

RPI S Opponent	Score	RPI S Opponent	Score	RPI S Opponent	Score	RPI S Opponent	Score	Team's RPI: 105
1 A Notre Dame	58 104	29 A Stanford	63 96	53 A St. Mary's (CA)	82 72	112 H Hofstra	61 75	
16 H Duke	60 56	40 H Syracuse	46 64	55 A Miami (FL)	53 74	117 A Maine	64 69	
		47 A Pittsburgh	70 78	66 H Georgia Tech	77 80	138 H Bryant	90 79	
				100 A Virginia	56 68	140 A Hartford	73 61	
						141 H Indiana	67 76	
						155 H New Hampshire	64 58	
						192 A Holy Cross	64 80	
						218 H Providence	79 51	
						252 H Northeastern	66 56	
						263 N Brown	90 80	
						306 H Boston U.	73 56	
LAST 12 Division I GAMES:								
117 A Maine	64 69	66 H Georgia Tech	77 80					
47 A Pittsburgh	70 78	55 A Miami (FL)	53 74					
16 H Duke	60 56	252 H Northeastern	66 56					
40 H Syracuse	46 64	218 H Providence	79 51					
100 A Virginia	56 68	112 H Hofstra	61 75					
1 A Notre Dame	58 104	155 H New Hampshire	64 58					

Non-Div I Games:

Boston College

Average RPI Win:	228	WON-LOST	WINNING	LAST 10	STRENGTH OF	OPP. STRENGTH	TEAM	ADJ.	CONF.	ADJ CONF.
Average RPI Loss:	159	RECORD	PCT. RANK	GAMES	SCHEDULE	OF SCHEDULE	RPI	RPI	RPI	RPI
DIV. I ONLY	4- 15	309	1- 9	216	180	306	306	20	20	
DIV. I NON-CONF.	3- 8	263	0- 4	223	171	278	278	22	22	
TOTALS	RPI 1-25	RPI 26-50	W-L RECORDS	RPI 51-100	RPI 101-150	RPI 150+				
4- 15	0- 0	0- 0	OVERALL	0- 1	1- 6	3- 8				
3- 5	0- 0	0- 0	HOME	0- 0	1- 0	2- 5				
0- 10	0- 0	0- 0	AWAY	0- 0	0- 0	0- 0				
1- 0	0- 0	0- 0	NEUTRAL	0- 0	0- 0	1- 0				
3- 8	0- 0	0- 0	NON-CONFERENCE	0- 0	1- 4	2- 4				
2- 2	0- 0	0- 0	HOME	0- 0	1- 0	1- 2				
0- 6	0- 0	0- 0	AWAY	0- 0	0- 4	0- 2				
1- 0	0- 0	0- 0	NEUTRAL	0- 0	0- 0	1- 0				
1- 7	0- 0	0- 0	CONFERENCE	0- 1	0- 2	1- 4				
1- 3	0- 0	0- 0	HOME	0- 0	0- 0	1- 3				
0- 4	0- 0	0- 0	AWAY	0- 1	0- 2	0- 1				
0- 0	0- 0	0- 0	NEUTRAL	0- 0	0- 0	0- 0				

RPI 1-25				RPI 26-50				RPI 51-100				RPI 101+ Team's RPI: 306					
RPI	S	Opponent	Score	RPI	S	Opponent	Score	RPI	S	Opponent	Score	RPI	S	Opponent	Score		
								73	A	American	45	75	101	A	Rhode Island	48	56
													105	A	Boston College	56	73
													116	A	Lehigh	64	85
													121	A	Yale	59	66
													124	A	Marist	50	77
													129	H	Harvard	63	62
													130	A	Bucknell	56	72
													155	H	New Hampshire	55	67
													162	A	Lafayette	60	67
													163	H	Massachusetts	57	78
													182	A	New Mexico	49	56
													192	H	Holy Cross	48	71
													200	N	Stephen F. Austin	62	57
													236	H	Navy	55	61
													252	A	Northeastern	74	75
													267	H	Loyola Maryland	53	63
													271	H	Colgate	58	53
													311	H	Vermont	66	61
LAST 12 Division I GAMES:																	
130	A	Bucknell	56	72	116	A	Lehigh	64	85								
73	A	American	45	75	192	H	Holy Cross	48	71								
267	H	Loyola Maryland	53	63	163	H	Massachusetts	57	78								
271	H	Colgate	58	53	124	A	Marist	50	77								
162	A	Lafayette	60	67	101	A	Rhode Island	48	56								
236	H	Navy	55	61	121	A	Yale	59	66								

Non-Div I Games:

Boston U.

■ Loss, 
 ■ Non-Conf, 
 ■ S Site, 
 ■ H Home 
 ■ A Away 
 N Neutral

## Bowling Green

Through Games Of Jan. 25, 2015

Average RPI Win:	280	WON-LOST	WINNING	LAST 10	STRENGTH OF	OPP. STRENGTH	TEAM	ADJ.	CONF.	ADJ CONF.
Average RPI Loss:	175	RECORD	PCT. RANK	GAMES	SCHEDULE	OF SCHEDULE	RPI	RPI	RPI	RPI
DIV. I ONLY	9- 9	163	3- 7	348	174	270	270	15	15	
DIV. I NON-CONF.	7- 4	107	3- 2	349	179	272	272	17	17	
TOTALS	RPI 1-25	RPI 26-50	W-L RECORDS	RPI 51-100	RPI 101-150	RPI 150+				
9- 9	0- 0	0- 0	OVERALL	0- 3	0- 2	9- 4				
4- 2	0- 0	0- 0	HOME	0- 0	0- 2	4- 0				
4- 6	0- 0	0- 0	AWAY	0- 2	0- 0	4- 4				
1- 1	0- 0	0- 0	NEUTRAL	0- 1	0- 0	1- 0				
7- 4	0- 0	0- 0	NON-CONFERENCE	0- 1	0- 1	7- 2				
2- 1	0- 0	0- 0	HOME	0- 0	0- 1	2- 0				
4- 2	0- 0	0- 0	AWAY	0- 0	0- 0	4- 2				
1- 1	0- 0	0- 0	NEUTRAL	0- 1	0- 0	1- 0				
2- 5	0- 0	0- 0	CONFERENCE	0- 2	0- 1	2- 2				
2- 1	0- 0	0- 0	HOME	0- 0	0- 1	2- 0				
0- 4	0- 0	0- 0	AWAY	0- 2	0- 0	0- 2				
0- 0	0- 0	0- 0	NEUTRAL	0- 0	0- 0	0- 0				

RPI 1-25			RPI 26-50			RPI 51-100			RPI 101+ Team's RPI: 270		
RPI	S	Opponent	Score	RPI	S	Opponent	Score	RPI	S	Opponent	Score
						65 A Akron	59 67	130 H Bucknell		52 53	
						79 A Western Mich.	52 82	137 H Ball St.		50 62	
						85 N Hampton	53 64	161 A Eastern Mich.		52 64	
								175 H Iona		80 59	
								268 H Cincinnati		66 55	
								276 H Northern Ill.		65 59	
								277 A Milwaukee		60 50	
								281 N UC Irvine		62 54	
								295 A Loyola Marymount		48 51	
								298 H Miami (OH)		66 53	
								299 A Illinois St.		58 54	
								307 A Kent St.		48 55	
								312 A FIU		55 68	
								321 A Saint Francis (PA)		76 62	
								323 A Bradley		61 47	
LAST 12 Division I GAMES:											
298	H	Miami (OH)	66 53	137	H	Ball St.	50 62				
79	A	Western Mich.	52 82	312	A	FIU	55 68				
161	A	Eastern Mich.	52 64	85	N	Hampton	53 64				
276	H	Northern Ill.	65 59	323	A	Bradley	61 47				
307	A	Kent St.	48 55	299	A	Illinois St.	58 54				
65	A	Akron	59 67	321	A	Saint Francis (PA)	76 62				

Non-Div I Games:

Bowling Green

  Loss, 
  Non-Conf, 
  S Site, 
  H Home 
  A Away 
N Neutral

## Bradley

Through Games Of Jan. 25, 2015

Average RPI Win:	215	WON-LOST	WINNING	LAST 10	STRENGTH OF	OPP. STRENGTH	TEAM	ADJ.	CONF.	ADJ CONF.
Average RPI Loss:	188	RECORD	PCT. RANK	GAMES	SCHEDULE	OF SCHEDULE	RPI	RPI	RPI	RPI
DIV. I ONLY	2- 16	333	1- 9	196	315	323	323	18	18	
DIV. I NON-CONF.	1- 10	330	1- 4	252	341	341	341	15	15	
TOTALS	RPI 1-25	RPI 26-50	W-L RECORDS	RPI 51-100	RPI 101-150	RPI 150+				
2- 16	0- 1	0- 0	OVERALL	0- 3	1- 2	1- 10				
1- 9	0- 0	0- 0	HOME	0- 2	1- 1	0- 6				
1- 7	0- 1	0- 0	AWAY	0- 1	0- 1	1- 4				
0- 0	0- 0	0- 0	NEUTRAL	0- 0	0- 0	0- 0				
1- 10	0- 1	0- 0	NON-CONFERENCE	0- 1	1- 0	0- 8				
1- 5	0- 0	0- 0	HOME	0- 0	1- 0	0- 5				
0- 5	0- 1	0- 0	AWAY	0- 1	0- 0	0- 3				
0- 0	0- 0	0- 0	NEUTRAL	0- 0	0- 0	0- 0				
1- 6	0- 0	0- 0	CONFERENCE	0- 2	0- 2	1- 2				
0- 4	0- 0	0- 0	HOME	0- 2	0- 1	0- 1				
1- 2	0- 0	0- 0	AWAY	0- 0	0- 1	1- 1				
0- 0	0- 0	0- 0	NEUTRAL	0- 0	0- 0	0- 0				

RPI S	Opponent	Score	RPI S	Opponent	Score	RPI S	Opponent	Score	RPI S	Opponent	Score	Team's RPI: 323
22	A Oklahoma	55 104				58	H Wichita St.	45 61	114	H UNI	51 70	
						80	A DePaul	77 101	115	A Indiana St.	50 64	
						83	H Drake	47 80	133	H Missouri	76 64	
									185	H Missouri St.	64 78	
									193	A Ill.-Chicago	43 71	
									204	A Evansville	46 86	
									205	A Stony Brook	63 79	
									244	H Western Ill.	63 75	
									270	H Bowling Green	47 61	
									276	H Northern Ill.	54 67	
									296	A Loyola Chicago	46 45	
									304	H Southeast Mo. St.	65 70	
									308	A Columbia	74 81	
									342	H Chicago St.	59 62	
LAST 12 Division I GAMES:												
296	A Loyola Chicago	46 45	114	H UNI	51 70							
185	H Missouri St.	64 78	276	H Northern Ill.	54 67							
58	H Wichita St.	45 61	270	H Bowling Green	47 61							
204	A Evansville	46 86	342	H Chicago St.	59 62							
115	A Indiana St.	50 64	244	H Western Ill.	63 75							
83	H Drake	47 80	133	H Missouri	76 64							

Non-Div I Games:

Bradley

■ Loss, 
 ■ Non-Conf, S Site, 
 ■ Home 
 ■ Away 
 N Neutral

**B  
r  
o  
w  
n**

B  
r  
o  
w  
n

Brown



Average RPI Win: 253		WON-LOST	WINNING	LAST 10	STRENGTH OF	OPP. STRENGTH	TEAM	ADJ.	CONF.	ADJ CONF.
Average RPI Loss: 145		RECORD	PCT. RANK	GAMES	SCHEDULE	OF SCHEDULE	RPI	RPI	RPI	RPI
DIV. I ONLY		13- 5	54	7- 3	307	260	138	138	27	27
DIV. I NON-CONF.		7- 4	107	2- 3	228	217	130	130	27	27
TOTALS		RPI 1-25	RPI 26-50	W-L RECORDS	RPI 51-100	RPI 101-150	RPI 150+			
13- 5	0- 0		0- 0	OVERALL	0- 0	1- 4	12- 1			
8- 1	0- 0		0- 0	HOME	0- 0	1- 1	7- 0			
5- 4	0- 0		0- 0	AWAY	0- 0	0- 3	5- 1			
0- 0	0- 0		0- 0	NEUTRAL	0- 0	0- 0	0- 0			
7- 4	0- 0		0- 0	NON-CONFERENCE	0- 0	1- 3	6- 1			
4- 1	0- 0		0- 0	HOME	0- 0	1- 1	3- 0			
3- 3	0- 0		0- 0	AWAY	0- 0	0- 2	3- 1			
0- 0	0- 0		0- 0	NEUTRAL	0- 0	0- 0	0- 0			
6- 1	0- 0		0- 0	CONFERENCE	0- 0	0- 1	6- 0			
4- 0	0- 0		0- 0	HOME	0- 0	0- 0	4- 0			
2- 1	0- 0		0- 0	AWAY	0- 0	0- 1	2- 0			
0- 0	0- 0		0- 0	NEUTRAL	0- 0	0- 0	0- 0			

RPI 1-25				RPI 26-50				RPI 51-100				RPI 101+ Team's RPI: 138			
RPI	S	Opponent	Score	RPI	S	Opponent	Score	RPI	S	Opponent	Score	RPI	S	Opponent	Score
												101	H	Rhode Island	56 60
												105	A	Boston College	79 90
												111	A	Cornell	64 66
												117	H	Maine	65 52
												150	A	Central Conn. St.	59 70
												155	A	New Hampshire	57 54
												192	H	Holy Cross	74 68
												218	H	Providence	90 80
												226	H	Sacred Heart	71 67
												247	H	Canisius	71 68
												256	A	UMass Lowell	85 86
												263	A	Brown	67 60
												287	A	LIU Brooklyn	79 66
												310	H	Wagner	84 48
												311	A	Vermont	72 55
												318	A	St. Francis Brooklyn	65 53
												321	H	Saint Francis (PA)	87 83
												327	H	Fairleigh Dickinson	82 77
LAST 12 Division I GAMES:															
				226	H	Sacred Heart	71 67	287	A	LIU Brooklyn	79 66				
				310	H	Wagner	84 48	155	A	New Hampshire	57 54				
				150	A	Central Conn. St.	59 70	101	H	Rhode Island	56 60				
				321	H	Saint Francis (PA)	87 83	256	A	UMass Lowell	85 86				
				327	H	Fairleigh Dickinson	82 77	111	A	Cornell	64 66				
				318	A	St. Francis Brooklyn	65 53	192	H	Holy Cross	74 68				

Non-Div I Games:

Bryant

■ Loss, ■ Non-Conf, S Site, H Home A Away N Neutral

Bucknell

Through Games Of Jan. 25, 2015

Average RPI Win:	249	WON-LOST	WINNING	LAST 10	STRENGTH OF	OPP. STRENGTH	TEAM	ADJ.	CONF.	ADJ CONF.
Average RPI Loss:	118	RECORD	PCT. RANK	GAMES	SCHEDULE	OF SCHEDULE	RPI	RPI	RPI	RPI
DIV. I ONLY	13- 6	73	7- 3	262	271	130	130	20	20	
DIV. I NON-CONF.	8- 3	71	4- 0	250	307	85	85	22	22	
TOTALS	RPI 1-25	RPI 26-50	W-L RECORDS	RPI 51-100	RPI 101-150	RPI 150+				
13- 6	0- 0	0- 2	OVERALL	0- 1	2- 1	11- 2				
7- 2	0- 0	0- 0	HOME	0- 1	2- 0	5- 1				
6- 4	0- 0	0- 0	AWAY	0- 0	0- 0	6- 1				
0- 0	0- 0	0- 0	NEUTRAL	0- 0	0- 0	0- 0				
8- 3	0- 0	0- 2	NON-CONFERENCE	0- 0	2- 0	6- 1				
4- 0	0- 0	0- 0	HOME	0- 0	2- 0	2- 0				
4- 3	0- 0	0- 2	AWAY	0- 0	0- 0	4- 1				
0- 0	0- 0	0- 0	NEUTRAL	0- 0	0- 0	0- 0				
5- 3	0- 0	0- 0	CONFERENCE	0- 1	0- 1	5- 1				
3- 2	0- 0	0- 0	HOME	0- 1	0- 0	3- 1				
2- 1	0- 0	0- 0	AWAY	0- 0	0- 1	2- 0				
0- 0	0- 0	0- 0	NEUTRAL	0- 0	0- 0	0- 0				

RPI S	Opponent	Score	RPI S	Opponent	Score	RPI S	Opponent	Score	RPI S	Opponent	Score	Team's RPI: 130
			37	A Youngstown St.	54 69	73	H American	55 60	111	H Cornell	59 51	
			42	A Michigan	61 68				121	H Yale	73 66	
									144	A Army	45 67	
									162	A Lafayette	77 71	
									192	H Holy Cross	52 53	
									219	A Delaware	56 58	
									236	A Navy	44 42	
									267	H Loyola Maryland	66 49	
									270	A Bowling Green	53 52	
									271	H Colgate	77 75	
									285	A Mt. St. Mary's	74 49	
									289	H Morgan St.	79 50	
									291	A Binghamton	68 57	
									303	H UMBC	85 41	
									306	H Boston U.	72 56	
									327	A Fairleigh Dickinson	61 60	
LAST 12 Division I GAMES:												
			306	H Boston U.	72 56				271	H Colgate	77 75	
			267	H Loyola Maryland	66 49				73	H American	55 60	
			144	A Army	45 67				291	A Binghamton	68 57	
			236	A Navy	44 42				285	A Mt. St. Mary's	74 49	
			192	H Holy Cross	52 53				121	H Yale	73 66	
			162	A Lafayette	77 71				303	H UMBC	85 41	

Non-Div I Games:

Bucknell

Loss, Non-Conf, S Site, H Home A Away N Neutral

## Buffalo

Through Games Of Jan. 25, 2015

Average RPI Win:	238	WON-LOST	WINNING	LAST 10	STRENGTH OF	OPP. STRENGTH	TEAM	ADJ.	CONF.	ADJ CONF.
Average RPI Loss:	127	RECORD	PCT. RANK	GAMES	SCHEDULE	OF SCHEDULE	RPI	RPI	RPI	RPI
DIV. I ONLY	10- 8	138	5- 5	278	134	180	180	15	15	
DIV. I NON-CONF.	7- 4	107	4- 1	323	151	167	167	17	17	
TOTALS	RPI 1-25	RPI 26-50	W-L RECORDS	RPI 51-100	RPI 101-150	RPI 150+				
10- 8	0- 1	0- 0	OVERALL	0- 2	2- 2	8- 3				
4- 3	0- 0	0- 0	HOME	0- 2	1- 0	3- 1				
5- 4	0- 1	0- 0	AWAY	0- 0	1- 2	4- 1				
1- 1	0- 0	0- 0	NEUTRAL	0- 0	0- 0	1- 1				
7- 4	0- 1	0- 0	NON-CONFERENCE	0- 0	1- 0	6- 3				
2- 1	0- 0	0- 0	HOME	0- 0	0- 0	2- 1				
4- 2	0- 1	0- 0	AWAY	0- 0	1- 0	3- 1				
1- 1	0- 0	0- 0	NEUTRAL	0- 0	0- 0	1- 1				
3- 4	0- 0	0- 0	CONFERENCE	0- 2	1- 2	2- 0				
2- 2	0- 0	0- 0	HOME	0- 2	1- 0	1- 0				
1- 2	0- 0	0- 0	AWAY	0- 0	0- 2	1- 0				
0- 0	0- 0	0- 0	NEUTRAL	0- 0	0- 0	0- 0				

RPI 1-25				RPI 26-50				RPI 51-100				RPI 101+ Team's RPI: 180			
RPI	S	Opponent	Score	RPI	S	Opponent	Score	RPI	S	Opponent	Score	RPI	S	Opponent	Score
16	A	Duke	54 88					69	H	Ohio	50 61	104	A	Central Mich.	58 66
								79	H	Western Mich.	59 62	111	A	Cornell	65 58
												127	A	Toledo	63 75
												137	H	Ball St.	53 43
												159	H	St. Bonaventure	51 44
												165	H	Siena	50 58
												166	N	Tulsa	77 87
												234	H	Niagara	73 64
												247	A	Canisius	72 55
												276	H	Northern Ill.	47 43
												287	A	LIU Brooklyn	73 79
												298	A	Miami (OH)	71 51
												299	N	Illinois St.	68 60
												302	A	Manhattan	68 58
												321	A	Saint Francis (PA)	88 80
LAST 12 Division I GAMES:															
276	H	Northern Ill.	47 43	69	H	Ohio	50 61	247	A	Canisius	72 55				
127	A	Toledo	63 75					287	A	LIU Brooklyn	73 79				
137	H	Ball St.	53 43					302	A	Manhattan	68 58				
79	H	Western Mich.	59 62					159	H	St. Bonaventure	51 44				
298	A	Miami (OH)	71 51					111	A	Cornell	65 58				
104	A	Central Mich.	58 66												

Non-Div I Games:

Buffalo

■ Loss, 
■ Non-Conf, S Site, 
■ Home 
■ Away 
N Neutral

Average RPI Win:	172	WON-LOST	WINNING	LAST 10	STRENGTH OF	OPP. STRENGTH	TEAM	ADJ.	CONF.	ADJ CONF.
Average RPI Loss:	90	RECORD	PCT. RANK	GAMES	SCHEDULE	OF SCHEDULE	RPI	RPI	RPI	RPI
DIV. I ONLY	10- 9	158	9- 1	69	64	93	93	9	9	
DIV. I NON-CONF.	3- 7	250	3- 1	71	45	187	187	9	9	
TOTALS	RPI 1-25	RPI 26-50	W-L RECORDS	RPI 51-100	RPI 101-150	RPI 150+				
10- 9	0- 1	0- 3	OVERALL	3- 2	2- 1	5- 2				
6- 2	0- 0	0- 1	HOME	2- 0	2- 1	2- 0				
4- 5	0- 0	0- 2	AWAY	1- 1	0- 0	3- 2				
0- 2	0- 1	0- 0	NEUTRAL	0- 1	0- 0	0- 0				
3- 7	0- 1	0- 2	NON-CONFERENCE	0- 1	2- 1	1- 2				
2- 2	0- 0	0- 1	HOME	0- 0	2- 1	0- 0				
1- 3	0- 0	0- 1	AWAY	0- 0	0- 0	1- 2				
0- 2	0- 1	0- 0	NEUTRAL	0- 1	0- 0	0- 0				
7- 2	0- 0	0- 1	CONFERENCE	3- 1	0- 0	4- 0				
4- 0	0- 0	0- 0	HOME	2- 0	0- 0	2- 0				
3- 2	0- 0	0- 1	AWAY	1- 1	0- 0	2- 0				
0- 0	0- 0	0- 0	NEUTRAL	0- 0	0- 0	0- 0				

RPI 1-25				RPI 26-50				RPI 51-100				Team's RPI: 93	RPI 101+			
RPI	S	Opponent	Score	RPI	S	Opponent	Score	RPI	S	Opponent	Score		RPI	S	Opponent	Score
7	N	Oregon St.	53 85	31	A	Minnesota	86 88	60	N	BYU	62 81		115	H	Indiana St.	51 66
				33	H	Chattanooga	47 76	64	A	St. John's (NY)	55 50		122	H	Wright St.	57 49
				39	A	Seton Hall	65 70	80	A	DePaul	76 92		137	H	Ball St.	48 41
								86	H	Villanova	72 58		167	A	Xavier	58 54
								94	H	Creighton	63 58		172	A	Fairfield	77 81
													218	H	Providence	66 61
													264	H	Georgetown	63 58
													269	A	Valparaiso	57 91
													273	A	Marquette	76 67
													299	A	Illinois St.	72 60
LAST 12 Division I GAMES:																
				167	A	Xavier	58 54					218	H	Providence	66 61	
				264	H	Georgetown	63 58					39	A	Seton Hall	65 70	
				86	H	Villanova	72 58					299	A	Illinois St.	72 60	
				273	A	Marquette	76 67					137	H	Ball St.	48 41	
				64	A	St. John's (NY)	55 50					31	A	Minnesota	86 88	
				94	H	Creighton	63 58					122	H	Wright St.	57 49	

Non-Div I Games: BYU-Hawaii 71 50

Butler

■ Loss, 
 ■ Non-Conf, 
 ■ S Site, 
 ■ H Home 
 ■ A Away 
 N Neutral

Average RPI Win:	208	WON-LOST	WINNING	LAST 10	STRENGTH OF	OPP. STRENGTH	TEAM	ADJ.	CONF.	ADJ CONF.
Average RPI Loss:	86	RECORD	PCT. RANK	GAMES	SCHEDULE	OF SCHEDULE	RPI	RPI	RPI	RPI
DIV. I ONLY	14- 6	62	6- 4	255	80	99	99	14	14	
DIV. I NON-CONF.	10- 4	80	3- 3	232	92	81	81	14	14	
TOTALS	RPI 1-25	RPI 26-50	W-L RECORDS	RPI 51-100	RPI 101-150	RPI 150+				
14- 6	0- 1	0- 0	OVERALL	2- 3	2- 1	10- 1				
8- 1	0- 0	0- 0	HOME	0- 1	2- 0	6- 0				
6- 4	0- 0	0- 0	AWAY	2- 2	0- 1	4- 1				
0- 1	0- 1	0- 0	NEUTRAL	0- 0	0- 0	0- 0				
10- 4	0- 1	0- 0	NON-CONFERENCE	1- 2	1- 1	8- 0				
6- 0	0- 0	0- 0	HOME	0- 0	1- 0	5- 0				
4- 3	0- 0	0- 0	AWAY	1- 2	0- 1	3- 0				
0- 1	0- 1	0- 0	NEUTRAL	0- 0	0- 0	0- 0				
4- 2	0- 0	0- 0	CONFERENCE	1- 1	1- 0	2- 1				
2- 1	0- 0	0- 0	HOME	0- 1	1- 0	1- 0				
2- 1	0- 0	0- 0	AWAY	1- 0	0- 0	1- 1				
0- 0	0- 0	0- 0	NEUTRAL	0- 0	0- 0	0- 0				

RPI S	Opponent	Score	RPI S	Opponent	Score	RPI S	Opponent	Score	RPI S	Opponent	Score
21 N	FGCU	64 73				53 A	St. Mary's (CA)	63 73	118 A	Saint Joseph's	54 61
						59 A	Long Beach St.	67 52	120 H	Sacramento St.	81 66
						60 A	BYU	63 54	125 H	Hawaii	53 46
						77 A	Southern California	74 85	153 A	Cal Poly	54 63
						96 H	UC Davis	49 60	179 H	Idaho	67 50
									188 H	Pepperdine	74 48
									212 H	Montana St.	78 66
									228 H	Texas Southern	63 50
									229 A	San Diego St.	65 54
									254 H	Portland	45 41
									281 A	UC Irvine	72 63
									313 A	Seattle	86 63
									328 A	Northern Ariz.	77 71
									336 H	UC Santa Barbara	84 48
LAST 12 Division I GAMES:											
59 A	Long Beach St.	67 52	313 A	Seattle	86 63						
281 A	UC Irvine	72 63	118 A	Saint Joseph's	54 61						
153 A	Cal Poly	54 63	21 N	FGCU	64 73						
336 H	UC Santa Barbara	84 48	229 A	San Diego St.	65 54						
125 H	Hawaii	53 46	328 A	Northern Ariz.	77 71						
96 H	UC Davis	49 60	77 A	Southern California	74 85						

Non-Div I Games:

CSUN

■ Loss, 
 ■ Non-Conf, 
 ■ S Site, 
 ■ H Home 
 ■ A Away 
 N Neutral

Average RPI Win:	218	WON-LOST	WINNING	LAST 10	STRENGTH OF	OPP. STRENGTH	TEAM	ADJ.	CONF.	ADJ CONF.
Average RPI Loss:	113	RECORD	PCT. RANK	GAMES	SCHEDULE	OF SCHEDULE	RPI	RPI	RPI	RPI
DIV. I ONLY	9- 9	163	5- 5	122	227	153	153	14	14	
DIV. I NON-CONF.	5- 7	204	2- 4	161	219	205	205	14	14	
TOTALS	RPI 1-25	RPI 26-50	W-L RECORDS	RPI 51-100	RPI 101-150	RPI 150+				
9- 9	0- 0	0- 1	OVERALL	1- 3	1- 2	7- 3				
5- 4	0- 0	0- 0	HOME	1- 2	1- 1	3- 1				
4- 5	0- 0	0- 1	AWAY	0- 1	0- 1	4- 2				
0- 0	0- 0	0- 0	NEUTRAL	0- 0	0- 0	0- 0				
5- 7	0- 0	0- 1	NON-CONFERENCE	0- 2	0- 1	5- 3				
3- 3	0- 0	0- 0	HOME	0- 1	0- 1	3- 1				
2- 4	0- 0	0- 1	AWAY	0- 1	0- 0	2- 2				
0- 0	0- 0	0- 0	NEUTRAL	0- 0	0- 0	0- 0				
4- 2	0- 0	0- 0	CONFERENCE	1- 1	1- 1	2- 0				
2- 1	0- 0	0- 0	HOME	1- 1	1- 0	0- 0				
2- 1	0- 0	0- 0	AWAY	0- 0	0- 1	2- 0				
0- 0	0- 0	0- 0	NEUTRAL	0- 0	0- 0	0- 0				

RPI S	Opponent	Score	RPI S	Opponent	Score	RPI S	Opponent	Score	RPI S	Opponent	Score	Team's RPI: 153
35	A Fresno St.	56 67	53	H St. Mary's (CA)	64 65	119	H Dartmouth	61 74				
			59	H Long Beach St.	74 85	125	H Hawaii	70 65				
			92	A Colorado St.	63 65	136	A UC Riverside	78 82				
			99	H CSUN	63 54	151	A New Mexico St.	65 79				
						164	H Bakersfield	71 66				
						182	A New Mexico	68 84				
						188	H Pepperdine	69 76				
						201	A Cal St. Fullerton	57 48				
						208	A Santa Clara	79 73				
						254	H Portland	76 67				
						284	H A&M-Corpus Christi	63 48				
						295	A Loyola Marymount	87 79				
						336	A UC Santa Barbara	56 41				
LAST 12 Division I GAMES:												
136	A UC Riverside	78 82	164	H Bakersfield	71 66							
201	A Cal St. Fullerton	57 48	92	A Colorado St.	63 65							
99	H CSUN	63 54	182	A New Mexico	68 84							
59	H Long Beach St.	74 85	151	A New Mexico St.	65 79							
336	A UC Santa Barbara	56 41	53	H St. Mary's (CA)	64 65							
125	H Hawaii	70 65	208	A Santa Clara	79 73							

Non-Div I Games:

Cal Poly

Average RPI Win:	263	WON-LOST	WINNING	LAST 10	STRENGTH OF	OPP. STRENGTH	TEAM	ADJ.	CONF.	ADJ CONF.
Average RPI Loss:	107	RECORD	PCT. RANK	GAMES	SCHEDULE	OF SCHEDULE	RPI	RPI	RPI	RPI
DIV. I ONLY	9- 9	163	6- 4	246	195	201	201	14	14	
DIV. I NON-CONF.	6- 7	174	4- 3	162	285	176	176	14	14	
TOTALS	RPI 1-25	RPI 26-50	W-L RECORDS	RPI 51-100	RPI 101-150	RPI 150+				
9- 9	0- 0	0- 1	OVERALL	0- 5	1- 0	8- 3				
4- 4	0- 0	0- 0	HOME	0- 2	1- 0	3- 2				
5- 4	0- 0	0- 1	AWAY	0- 3	0- 0	5- 0				
0- 1	0- 0	0- 0	NEUTRAL	0- 0	0- 0	0- 1				
6- 7	0- 0	0- 1	NON-CONFERENCE	0- 4	0- 0	6- 2				
2- 3	0- 0	0- 0	HOME	0- 2	0- 0	2- 1				
4- 3	0- 0	0- 1	AWAY	0- 2	0- 0	4- 0				
0- 1	0- 0	0- 0	NEUTRAL	0- 0	0- 0	0- 1				
3- 2	0- 0	0- 0	CONFERENCE	0- 1	1- 0	2- 1				
2- 1	0- 0	0- 0	HOME	0- 0	1- 0	1- 1				
1- 1	0- 0	0- 0	AWAY	0- 1	0- 0	1- 0				
0- 0	0- 0	0- 0	NEUTRAL	0- 0	0- 0	0- 0				

RPI	S	Opponent	Score	RPI	S	Opponent	Score	RPI	S	Opponent	Score	RPI	S	Opponent	Score	Team's RPI: 201
35	A	Fresno St.	52	57	71	H	Albany (NY)	49	71	136	H	UC Riverside	58	49		
					74	A	South Dakota	50	86	151	A	New Mexico St.	66	51		
					78	A	San Diego	54	60	153	H	Cal Poly	48	57		
					86	H	Villanova	43	50	161	N	Eastern Mich.	74	78		
					96	A	UC Davis	59	64	212	H	Montana St.	47	63		
										235	H	North Dakota St.	86	79		
										262	A	Weber St.	70	68		
										281	A	UC Irvine	62	51		
										313	A	Seattle	66	59		
										314	A	Denver	78	61		
										336	H	UC Santa Barbara	54	50		
										343	H	UMKC	72	52		
LAST 12 Division I GAMES:																
336	H	UC Santa Barbara	54	50	343	H	UMKC	72	52							
153	H	Cal Poly	48	57	71	H	Albany (NY)	49	71							
96	A	UC Davis	59	64	235	H	North Dakota St.	86	79							
281	A	UC Irvine	62	51	35	A	Fresno St.	52	57							
136	H	UC Riverside	58	49	74	A	South Dakota	50	86							
313	A	Seattle	66	59	314	A	Denver	78	61							

Non-Div I Games:

Cal St. Fullerton

■ Loss, 
 ■ Non-Conf, 
 ■ S Site, 
 ■ H Home 
 ■ A Away 
 N Neutral

## California

Through Games Of Jan. 25, 2015

Average RPI Win:	126	WON-LOST	WINNING	LAST 10	STRENGTH OF	OPP. STRENGTH	TEAM	ADJ.	CONF.	ADJ CONF.
Average RPI Loss:	36	RECORD	PCT. RANK	GAMES	SCHEDULE	OF SCHEDULE	RPI	RPI	RPI	RPI
DIV. I ONLY	14- 5	49	1- 0	30	15	28	28	5	5	
DIV. I NON-CONF.	8- 3	71	1- 0	31	43	30	30	3	3	
TOTALS	RPI 1-25	RPI 26-50	W-L RECORDS	RPI 51-100	RPI 101-150	RPI 150+				
14- 5	0- 3	1- 0	OVERALL	5- 2	4- 0	4- 0				
8- 2	0- 2	0- 0	HOME	2- 0	2- 0	4- 0				
5- 3	0- 1	1- 0	AWAY	3- 2	1- 0	0- 0				
1- 0	0- 0	0- 0	NEUTRAL	0- 0	1- 0	0- 0				
8- 3	0- 1	0- 0	NON-CONFERENCE	2- 2	4- 0	2- 0				
5- 1	0- 1	0- 0	HOME	1- 0	2- 0	2- 0				
2- 2	0- 0	0- 0	AWAY	1- 2	1- 0	0- 0				
1- 0	0- 0	0- 0	NEUTRAL	0- 0	1- 0	0- 0				
6- 2	0- 2	1- 0	CONFERENCE	3- 0	0- 0	2- 0				
3- 1	0- 1	0- 0	HOME	1- 0	0- 0	2- 0				
3- 1	0- 1	1- 0	AWAY	2- 0	0- 0	0- 0				
0- 0	0- 0	0- 0	NEUTRAL	0- 0	0- 0	0- 0				

RPI 1-25				RPI 26-50				Team's RPI: 28				RPI 51-100				RPI 101+			
RPI	S	Opponent	Score	RPI	S	Opponent	Score	RPI	S	Opponent	Score	RPI	S	Opponent	Score	RPI	S	Opponent	Score
5	H	Arizona St.	52 67	49	A	Washington St.	70 62	56	A	Pacific	84 64	120	H	Sacramento St.	107 94				
9	H	Louisville	57 70					59	A	Long Beach St.	56 58	125	A	Hawaii	79 72				
23	A	Washington	77 79					63	A	UCLA	72 57	133	N	Missouri	82 70				
								77	A	Southern California	67 53	134	H	Old Dominion	79 59				
								82	A	Kansas	39 62	158	H	Arizona	68 56				
								94	H	Creighton	94 69	210	H	San Jose St.	110 87				
								95	H	Colorado	75 59	220	H	Nevada	76 54				
												230	H	Utah	67 49				
LAST 12 Division I GAMES:																			
94	H	Creighton	94 69	49	A	Washington St.	70 62	95	H	Colorado	75 59	230	H	Utah	67 49	134	H	Old Dominion	79 59
63	A	UCLA	72 57	95	H	Colorado	75 59	9	H	Louisville	57 70								
77	A	Southern California	67 53	230	H	Utah	67 49	59	A	Long Beach St.	56 58								
158	H	Arizona	68 56																
5	H	Arizona St.	52 67																
23	A	Washington	77 79																

Non-Div I Games:

California

■ Loss, 
■ Non-Conf, S Site, 
■ Home 
■ Away 
N Neutral



Average RPI Win:	297	WON-LOST	WINNING	LAST 10	STRENGTH OF	OPP. STRENGTH	TEAM	ADJ.	CONF.	ADJ CONF.
Average RPI Loss:	186	RECORD	PCT. RANK	GAMES	SCHEDULE	OF SCHEDULE	RPI	RPI	RPI	RPI
DIV. I ONLY	9- 8	154	6- 4	321	346	245	245	30	30	
DIV. I NON-CONF.	3- 4	197	1- 2	303	320	275	275	33	33	
TOTALS	RPI 1-25	RPI 26-50	W-L RECORDS	RPI 51-100	RPI 101-150	RPI 150+				
9- 8	0- 0	0- 1	OVERALL	0- 0	0- 3	9- 4				
6- 1	0- 0	0- 0	HOME	0- 0	0- 1	6- 0				
2- 7	0- 0	0- 1	AWAY	0- 0	0- 2	2- 4				
1- 0	0- 0	0- 0	NEUTRAL	0- 0	0- 0	1- 0				
3- 4	0- 0	0- 1	NON-CONFERENCE	0- 0	0- 1	3- 2				
2- 1	0- 0	0- 0	HOME	0- 0	0- 1	2- 0				
0- 3	0- 0	0- 1	AWAY	0- 0	0- 0	0- 2				
1- 0	0- 0	0- 0	NEUTRAL	0- 0	0- 0	1- 0				
6- 4	0- 0	0- 0	CONFERENCE	0- 0	0- 2	6- 2				
4- 0	0- 0	0- 0	HOME	0- 0	0- 0	4- 0				
2- 4	0- 0	0- 0	AWAY	0- 0	0- 2	2- 2				
0- 0	0- 0	0- 0	NEUTRAL	0- 0	0- 0	0- 0				

RPI S	Opponent	Score	RPI S	Opponent	Score	RPI S	Opponent	Score	RPI S	Opponent	Score	Team's RPI: 245
			44 A	Stetson	63 76				106 H	Elon	51 77	
									107 A	Liberty	40 64	
									148 A	High Point	59 79	
									209 H	Radford	65 62	
									217 A	Winthrop	59 61	
									240 H	Presbyterian	58 45	
									249 N	Bethune-Cookman	66 55	
									255 A	UNCW	80 89	
									285 H	Mt. St. Mary's	60 42	
									292 A	Western Caro.	57 67	
									316 A	Coastal Caro.	40 50	
									324 H	Gardner-Webb	75 74	
									332 H	UNC Asheville	60 55	
									340 H	N.C. Central	65 60	
									341 A	Longwood	65 58	
									349 A	Charleston So.	69 65	
LAST 12 Division I GAMES:												
107 A	Liberty	40 64	341 A	Longwood	65 58							
316 A	Coastal Caro.	40 50	240 H	Presbyterian	58 45							
209 H	Radford	65 62	249 N	Bethune-Cookman	66 55							
324 H	Gardner-Webb	75 74	44 A	Stetson	63 76							
332 H	UNC Asheville	60 55	106 H	Elon	51 77							
148 A	High Point	59 79	349 A	Charleston So.	69 65							

Non-Div I Games: Pfeiffer 89 61 Brevard 72 51

Campbell

Loss, Non-Conf, S Site, H Home A Away N Neutral

Average RPI Win:	305	WON-LOST	WINNING	LAST 10	STRENGTH OF	OPP. STRENGTH	TEAM	ADJ.	CONF.	ADJ CONF.
Average RPI Loss:	112	RECORD	PCT. RANK	GAMES	SCHEDULE	OF SCHEDULE	RPI	RPI	RPI	RPI
DIV. I ONLY	7- 12	245	3- 7	227	190	247	247	24	24	
DIV. I NON-CONF.	2- 7	290	0- 4	109	143	241	241	23	23	
TOTALS	RPI 1-25	RPI 26-50	W-L RECORDS	RPI 51-100	RPI 101-150	RPI 150+				
7- 12	0- 0	0- 4	OVERALL	0- 1	0- 2	7- 5				
3- 6	0- 0	0- 2	HOME	0- 1	0- 0	3- 3				
4- 6	0- 0	0- 2	AWAY	0- 0	0- 2	4- 2				
0- 0	0- 0	0- 0	NEUTRAL	0- 0	0- 0	0- 0				
2- 7	0- 0	0- 3	NON-CONFERENCE	0- 1	0- 1	2- 2				
1- 3	0- 0	0- 1	HOME	0- 1	0- 0	1- 1				
1- 4	0- 0	0- 2	AWAY	0- 0	0- 1	1- 1				
0- 0	0- 0	0- 0	NEUTRAL	0- 0	0- 0	0- 0				
5- 5	0- 0	0- 1	CONFERENCE	0- 0	0- 1	5- 3				
2- 3	0- 0	0- 1	HOME	0- 0	0- 0	2- 2				
3- 2	0- 0	0- 0	AWAY	0- 0	0- 1	3- 1				
0- 0	0- 0	0- 0	NEUTRAL	0- 0	0- 0	0- 0				

RPI S	Opponent	Score	RPI S	Opponent	Score	RPI S	Opponent	Score	RPI S	Opponent	Score	Team's RPI: 247
			34 H	Quinnipiac	66 86	71 H	Albany (NY)	59 64	124 A	Marist	64 74	
			37 H	Youngstown St.	48 80				138 A	Bryant	68 71	
			40 A	Syracuse	37 70				159 A	St. Bonaventure	46 62	
			42 A	Michigan	43 79				165 H	Siena	70 71	
									175 A	Iona	75 85	
									175 H	Iona	62 80	
									180 H	Buffalo	55 72	
									234 A	Niagara	66 55	
									291 H	Binghamton	91 75	
									302 A	Manhattan	56 45	
									302 H	Manhattan	55 44	
									321 A	Saint Francis (PA)	87 74	
									344 A	Saint Peter's	57 45	
									344 H	Saint Peter's	75 50	
LAST 12 Division I GAMES:												
			175 H	Iona	62 80	175 A	Iona	75 85				
			234 A	Niagara	66 55	302 A	Manhattan	56 45				
			344 A	Saint Peter's	57 45	180 H	Buffalo	55 72				
			124 A	Marist	64 74	42 A	Michigan	43 79				
			165 H	Siena	70 71	40 A	Syracuse	37 70				
			34 H	Quinnipiac	66 86	37 H	Youngstown St.	48 80				

Non-Div I Games:

Canisius

■ Loss, 
 ■ Non-Conf, 
 S Site, 
 ■ Home 
 ■ Away 
 N Neutral

## Central Ark.

Through Games Of Jan. 25, 2015

Average RPI Win:	293	WON-LOST	WINNING	LAST 10	STRENGTH OF	OPP. STRENGTH	TEAM	ADJ.	CONF.	ADJ CONF.
Average RPI Loss:	201	RECORD	PCT. RANK	GAMES	SCHEDULE	OF SCHEDULE	RPI	RPI	RPI	RPI
DIV. I ONLY	6- 9	226	4- 4	302	348	275	275	29	29	
DIV. I NON-CONF.	3- 5	214	1- 2	226	335	255	255	28	28	
TOTALS	RPI 1-25	RPI 26-50	W-L RECORDS	RPI 51-100	RPI 101-150	RPI 150+				
6- 9	0- 0	0- 1	OVERALL	0- 1	0- 0	6- 7				
2- 4	0- 0	0- 0	HOME	0- 0	0- 0	2- 4				
3- 4	0- 0	0- 1	AWAY	0- 1	0- 0	3- 2				
1- 1	0- 0	0- 0	NEUTRAL	0- 0	0- 0	1- 1				
3- 5	0- 0	0- 1	NON-CONFERENCE	0- 1	0- 0	3- 3				
1- 2	0- 0	0- 0	HOME	0- 0	0- 0	1- 2				
1- 2	0- 0	0- 1	AWAY	0- 1	0- 0	1- 0				
1- 1	0- 0	0- 0	NEUTRAL	0- 0	0- 0	1- 1				
3- 4	0- 0	0- 0	CONFERENCE	0- 0	0- 0	3- 4				
1- 2	0- 0	0- 0	HOME	0- 0	0- 0	1- 2				
2- 2	0- 0	0- 0	AWAY	0- 0	0- 0	2- 2				
0- 0	0- 0	0- 0	NEUTRAL	0- 0	0- 0	0- 0				

RPI 1-25			RPI 26-50			RPI 51-100			RPI 101+			Team's RPI: 275
RPI	S	Opponent	Score	RPI	S	Opponent	Score	RPI	S	Opponent	Score	
				27	A	Western Ky.	57 93	66	A	Georgia Tech	50 88	
								199	H	Jacksonville St.	54 63	
								200	H	Stephen F. Austin	46 73	
								237	H	Nicholls St.	72 75	
								238	A	Lamar	46 82	
								241	H	Austin Peay	63 54	
								250	N	Eastern Ky.	55 56	
								274	A	Abilene Christian	66 60	
								280	N	Jackson St.	56 45	
								284	H	A&M-Corpus Christi	63 59	
								290	A	Houston Baptist	37 58	
								304	H	Southeast Mo. St.	46 48	
								334	A	Alcorn	62 36	
								347	A	New Orleans	53 46	
LAST 12 Division I GAMES:												
				237	H	Nicholls St.	72 75	274	A	Abilene Christian	66 60	
				347	A	New Orleans	53 46	241	H	Austin Peay	63 54	
				290	A	Houston Baptist	37 58	66	A	Georgia Tech	50 88	
				238	A	Lamar	46 82	304	H	Southeast Mo. St.	46 48	
				200	H	Stephen F. Austin	46 73	334	A	Alcorn	62 36	
				284	H	A&M-Corpus Christi	63 59	199	H	Jacksonville St.	54 63	

Non-Div I Games: Williams Baptist 73 57 Lyon 59 43 Blue Mountain 71 30 Central Baptist 72 39  
Central Ark.

Loss, Non-Conf, S Site, H Home A Away N Neutral

Average RPI Win:	234	WON-LOST	WINNING	LAST 10	STRENGTH OF	OPP. STRENGTH	TEAM	ADJ.	CONF.	ADJ CONF.
Average RPI Loss:	133	RECORD	PCT. RANK	GAMES	SCHEDULE	OF SCHEDULE	RPI	RPI	RPI	RPI
DIV. I ONLY	10- 8	138	0- 2	136	297	150	150	27	27	
DIV. I NON-CONF.	4- 7	219	0- 1	51	225	145	145	27	27	
TOTALS	RPI 1-25	RPI 26-50	W-L RECORDS	RPI 51-100	RPI 101-150	RPI 150+				
10- 8	0- 0	0- 1	OVERALL	0- 1	2- 4	8- 2				
6- 4	0- 0	0- 0	HOME	0- 1	1- 3	5- 0				
4- 4	0- 0	0- 0	AWAY	0- 0	1- 0	3- 0				
0- 0	0- 0	0- 0	NEUTRAL	0- 0	0- 0	0- 0				
4- 7	0- 0	0- 1	NON-CONFERENCE	0- 1	1- 4	3- 1				
1- 4	0- 0	0- 0	HOME	0- 1	0- 3	1- 0				
3- 3	0- 0	0- 1	AWAY	0- 0	1- 1	2- 1				
0- 0	0- 0	0- 0	NEUTRAL	0- 0	0- 0	0- 0				
6- 1	0- 0	0- 0	CONFERENCE	0- 0	1- 0	5- 1				
5- 0	0- 0	0- 0	HOME	0- 0	1- 0	4- 0				
1- 1	0- 0	0- 0	AWAY	0- 0	0- 0	1- 1				
0- 0	0- 0	0- 0	NEUTRAL	0- 0	0- 0	0- 0				

RPI S	Opponent	Score	RPI S	Opponent	Score	RPI S	Opponent	Score	RPI S	Opponent	Score	Team's RPI: 150
40	A Syracuse	43 74	70	H Fordham	36 72	101	A Rhode Island	46 58	112	A Hofstra	71 66	
						117	H Maine	58 72	138	H Bryant	70 59	
						140	H Hartford	63 75	144	H Army	60 74	
						155	A New Hampshire	64 58	165	A Siena	57 79	
						222	H Robert Morris	63 46	226	A Sacred Heart	62 49	
						256	A UMass Lowell	81 58	285	A Mt. St. Mary's	50 54	
						287	H LIU Brooklyn	75 70	310	H Wagner	77 61	
						311	H Vermont	77 75	327	H Fairleigh Dickinson	82 53	
LAST 12 Division I GAMES:												
70	H Fordham	36 72	226	A Sacred Heart	62 49							
285	A Mt. St. Mary's	50 54	327	H Fairleigh Dickinson	82 53							
310	H Wagner	77 61	40	A Syracuse	43 74							
287	H LIU Brooklyn	75 70	144	H Army	60 74							
138	H Bryant	70 59	101	A Rhode Island	46 58							
222	H Robert Morris	63 46	117	H Maine	58 72							

Non-Div I Games:

Central Conn. St.

## Central Mich.

Through Games Of Jan. 25, 2015

Average RPI Win:	228	WON-LOST	WINNING	LAST 10	STRENGTH OF	OPP. STRENGTH	TEAM	ADJ.	CONF.	ADJ CONF.
Average RPI Loss:	45	RECORD	PCT. RANK	GAMES	SCHEDULE	OF SCHEDULE	RPI	RPI	RPI	RPI
DIV. I ONLY	9- 8	154	5- 5	57	101	104	104	15	15	
DIV. I NON-CONF.	5- 6	177	2- 4	33	26	102	102	17	17	
TOTALS	RPI 1-25	RPI 26-50	W-L RECORDS	RPI 51-100	RPI 101-150	RPI 150+				
9- 8	0- 4	0- 1	OVERALL	1- 2	0- 1	8- 0				
5- 3	0- 2	0- 0	HOME	0- 1	0- 0	5- 0				
2- 4	0- 1	0- 1	AWAY	0- 1	0- 1	2- 0				
2- 1	0- 1	0- 0	NEUTRAL	1- 0	0- 0	1- 0				
5- 6	0- 4	0- 1	NON-CONFERENCE	1- 0	0- 1	4- 0				
3- 2	0- 2	0- 0	HOME	0- 0	0- 0	3- 0				
0- 3	0- 1	0- 1	AWAY	0- 0	0- 1	0- 0				
2- 1	0- 1	0- 0	NEUTRAL	1- 0	0- 0	1- 0				
4- 2	0- 0	0- 0	CONFERENCE	0- 2	0- 0	4- 0				
2- 1	0- 0	0- 0	HOME	0- 1	0- 0	2- 0				
2- 1	0- 0	0- 0	AWAY	0- 1	0- 0	2- 0				
0- 0	0- 0	0- 0	NEUTRAL	0- 0	0- 0	0- 0				

RPI 1-25				RPI 26-50				RPI 51-100				RPI 101+ Team's RPI: 104			
RPI	S	Opponent	Score	RPI	S	Opponent	Score	RPI	S	Opponent	Score	RPI	S	Opponent	Score
8	H	Kentucky	68 71	31	A	Minnesota	64 67	65	H	Akron	72 74	149	A	Memphis	61 62
10	N	South Carolina	45 80					69	A	Ohio	51 71	154	N	Oregon	73 67
12	A	Dayton	76 86					98	N	Richmond	61 56	163	H	Massachusetts	72 70
12	H	Dayton	89 98									180	H	Buffalo	66 58
												227	H	Oakland	74 69
												276	H	Northern Ill.	56 43
												298	A	Miami (OH)	60 54
												307	A	Kent St.	83 62
												346	H	Delaware St.	91 63
LAST 12 Division I GAMES:															
65	H	Akron	72 74	12	H	Dayton	89 98								
69	A	Ohio	51 71	227	H	Oakland	74 69								
298	A	Miami (OH)	60 54	31	A	Minnesota	64 67								
276	H	Northern Ill.	56 43	10	N	South Carolina	45 80								
180	H	Buffalo	66 58	346	H	Delaware St.	91 63								
307	A	Kent St.	83 62	12	A	Dayton	76 86								

Non-Div I Games:

Central Mich.

■ Loss, 
■ Non-Conf, 
■ S Site, 
■ H Home 
■ A Away 
N Neutral

Average RPI Win: 0				WON-LOST		WINNING		LAST 10		STRENGTH OF		OPP. STRENGTH		TEAM		ADJ.		CONF.		ADJ CONF.	
Average RPI Loss: 241				RECORD		PCT. RANK		GAMES		SCHEDULE		OF SCHEDULE		RPI		RPI		RPI		RPI	
DIV. I ONLY				0- 15		346		0- 10		325		344		349		349		30		30	
DIV. I NON-CONF.				0- 5		338		0- 2		333		278		349		349		33		33	
TOTALS				RPI 1-25		RPI 26-50		W-L RECORDS		RPI 51-100		RPI 101-150		RPI 150+							
0- 15				0- 0		0- 0		OVERALL		0- 0		0- 2		0- 13							
0- 5				0- 0		0- 0		HOME		0- 0		0- 2		0- 3							
0- 9				0- 0		0- 0		AWAY		0- 0		0- 0		0- 9							
0- 1				0- 0		0- 0		NEUTRAL		0- 0		0- 0		0- 1							
0- 5				0- 0		0- 0		NON-CONFERENCE		0- 0		0- 0		0- 5							
0- 0				0- 0		0- 0		HOME		0- 0		0- 0		0- 0							
0- 4				0- 0		0- 0		AWAY		0- 0		0- 0		0- 4							
0- 1				0- 0		0- 0		NEUTRAL		0- 0		0- 0		0- 1							
0- 10				0- 0		0- 0		CONFERENCE		0- 0		0- 2		0- 8							
0- 5				0- 0		0- 0		HOME		0- 0		0- 2		0- 3							
0- 5				0- 0		0- 0		AWAY		0- 0		0- 0		0- 5							
0- 0				0- 0		0- 0		NEUTRAL		0- 0		0- 0		0- 0							

RPI 1-25				RPI 26-50				RPI 51-100				RPI 101+				Team's RPI: 349	
RPI	S	Opponent	Score	RPI	S	Opponent	Score	RPI	S	Opponent	Score	RPI	S	Opponent	Score		
												107	H	Liberty	51	86	
												148	H	High Point	44	77	
												168	A	Florida	64	92	
												196	A	Charlotte	43	75	
												199	N	Jacksonville St.	43	70	
												209	A	Radford	51	53	
												217	H	Winthrop	50	79	
												240	A	Presbyterian	40	71	
												245	H	Campbell	65	69	
												255	A	UNCW	70	80	
												316	H	Coastal Caro.	62	71	
												322	A	Wofford	48	55	
												324	A	Gardner-Webb	54	70	
												332	A	UNC Asheville	47	56	
												341	A	Longwood	71	79	
LAST 12 Division I GAMES:																	
				341	A	Longwood	71	79	209	A	Radford	51	53				
				240	A	Presbyterian	40	71	217	H	Winthrop	50	79				
				107	H	Liberty	51	86	255	A	UNCW	70	80				
				316	H	Coastal Caro.	62	71	199	N	Jacksonville St.	43	70				
				324	A	Gardner-Webb	54	70	245	H	Campbell	65	69				
				148	H	High Point	44	77	196	A	Charlotte	43	75				

Non-Div I Games:	Clearwater	90	37	Montreat	86	34	Trinity Baptist	98	35
------------------	------------	----	----	----------	----	----	-----------------	----	----

Charleston So.

Loss, Non-Conf, S Site, H Home A Away N Neutral

Average RPI Win:	234	WON-LOST	WINNING	LAST 10	STRENGTH OF	OPP. STRENGTH	TEAM	ADJ.	CONF.	ADJ CONF.
Average RPI Loss:	109	RECORD	PCT. RANK	GAMES	SCHEDULE	OF SCHEDULE	RPI	RPI	RPI	RPI
DIV. I ONLY	7- 12	245	5- 5	104	151	196	196	17	17	
DIV. I NON-CONF.	4- 8	233	3- 2	118	140	221	221	18	18	
TOTALS	RPI 1-25	RPI 26-50	W-L RECORDS	RPI 51-100	RPI 101-150	RPI 150+				
7- 12	0- 2	0- 2	OVERALL	0- 1	2- 4	5- 3				
4- 5	0- 0	0- 2	HOME	0- 1	1- 1	3- 1				
3- 4	0- 1	0- 0	AWAY	0- 0	1- 2	2- 1				
0- 3	0- 1	0- 0	NEUTRAL	0- 0	0- 1	0- 1				
4- 8	0- 2	0- 0	NON-CONFERENCE	0- 1	1- 3	3- 2				
3- 2	0- 0	0- 0	HOME	0- 1	0- 1	3- 0				
1- 3	0- 1	0- 0	AWAY	0- 0	1- 1	0- 1				
0- 3	0- 1	0- 0	NEUTRAL	0- 0	0- 1	0- 1				
3- 4	0- 0	0- 2	CONFERENCE	0- 0	1- 1	2- 1				
1- 3	0- 0	0- 2	HOME	0- 0	1- 0	0- 1				
2- 1	0- 0	0- 0	AWAY	0- 0	0- 1	2- 0				
0- 0	0- 0	0- 0	NEUTRAL	0- 0	0- 0	0- 0				

RPI 1-25				RPI 26-50				RPI 51-100				RPI 101+ Team's RPI: 196			
RPI	S	Opponent	Score	RPI	S	Opponent	Score	RPI	S	Opponent	Score	RPI	S	Opponent	Score
10	A	South Carolina	61 82	27	H	Western Ky.	61 76	57	H	North Carolina St.	63 70	106	H	Elon	54 67
20	N	Princeton	43 73	48	H	Middle Tenn.	54 84					107	A	Liberty	79 77
												110	H	Marshall	74 56
												122	N	Montana	58 67
												134	A	Old Dominion	57 66
												137	A	Ball St.	66 76
												176	N	Wake Forest	58 65
												230	A	Utah	52 54
												232	H	Davidson	86 51
												240	H	Presbyterian	66 50
												242	H	UAB	52 60
												260	A	Rice	62 59
												338	A	North Texas	67 58
												349	H	Charleston So.	75 43
LAST 12 Division I GAMES:															
48	H	Middle Tenn.	54 84	134	A	Old Dominion	57 66								
242	H	UAB	52 60	230	A	Utah	52 54								
260	A	Rice	62 59	232	H	Davidson	86 51								
338	A	North Texas	67 58	240	H	Presbyterian	66 50								
110	H	Marshall	74 56	137	A	Ball St.	66 76								
27	H	Western Ky.	61 76	349	H	Charleston So.	75 43								

Non-Div I Games:

Charlotte

■ Loss, 
■ Non-Conf, 
■ S Site, 
■ H Home 
■ A Away 
N Neutral

## Chattanooga

Through Games Of Jan. 25, 2015

Average RPI Win:	169	WON-LOST	WINNING	LAST 10	STRENGTH OF	OPP. STRENGTH	TEAM	ADJ.	CONF.	ADJ CONF.
Average RPI Loss:	29	RECORD	PCT. RANK	GAMES	SCHEDULE	OF SCHEDULE	RPI	RPI	RPI	RPI
DIV. I ONLY	17- 3	18	10- 0	70	91	33	33	19	19	
DIV. I NON-CONF.	12- 3	46	7- 0	34	54	19	19	20	20	
TOTALS	RPI 1-25	RPI 26-50	W-L RECORDS	RPI 51-100	RPI 101-150	RPI 150+				
17- 3	1- 2	1- 0	OVERALL	3- 1	3- 0	9- 0				
8- 1	1- 1	1- 0	HOME	1- 0	1- 0	4- 0				
7- 2	0- 1	0- 0	AWAY	1- 1	2- 0	4- 0				
2- 0	0- 0	0- 0	NEUTRAL	1- 0	0- 0	1- 0				
12- 3	1- 2	1- 0	NON-CONFERENCE	3- 1	1- 0	6- 0				
6- 1	1- 1	1- 0	HOME	1- 0	0- 0	3- 0				
4- 2	0- 1	0- 0	AWAY	1- 1	1- 0	2- 0				
2- 0	0- 0	0- 0	NEUTRAL	1- 0	0- 0	1- 0				
5- 0	0- 0	0- 0	CONFERENCE	0- 0	2- 0	3- 0				
2- 0	0- 0	0- 0	HOME	0- 0	1- 0	1- 0				
3- 0	0- 0	0- 0	AWAY	0- 0	1- 0	2- 0				
0- 0	0- 0	0- 0	NEUTRAL	0- 0	0- 0	0- 0				

RPI 1-25				RPI 26-50				Team's RPI: 33				RPI 51-100				RPI 101+			
RPI	S	Opponent	Score	RPI	S	Opponent	Score	RPI	S	Opponent	Score	RPI	S	Opponent	Score	RPI	S	Opponent	Score
1	A	Notre Dame	53 88	29	H	Stanford	54 46	72	A	Arkansas St.	52 57	103	A	Furman	47 40				
3	H	Tennessee	67 63					74	N	South Dakota	67 54	103	H	Furman	67 45				
15	H	South Fla.	57 59					86	H	Villanova	49 45	129	A	Harvard	54 52				
								93	A	Butler	76 47	181	A	Belmont	60 48				
												183	A	UT Martin	65 54				
												198	N	SIUE	59 49				
												241	H	Austin Peay	76 65				
												246	H	N.C. A&T	58 43				
												289	H	Morgan St.	55 40				
												292	H	Western Caro.	83 52				
												294	A	UNC Greensboro	81 46				
												322	A	Wofford	70 43				
LAST 12 Division I GAMES:																			
103	H	Furman	67 45	74	N	South Dakota	67 54												
294	A	UNC Greensboro	81 46	198	N	SIUE	59 49												
292	H	Western Caro.	83 52	246	H	N.C. A&T	58 43												
103	A	Furman	47 40	289	H	Morgan St.	55 40												
322	A	Wofford	70 43	29	H	Stanford	54 46												
129	A	Harvard	54 52	183	A	UT Martin	65 54												

Non-Div I Games:

Chattanooga

■ Loss, 
 ■ Non-Conf, S Site, 
 ■ Home 
 ■ Away 
 N Neutral



## Chicago St.

Through Games Of Jan. 25, 2015

Average RPI Win:	323	WON-LOST	WINNING	LAST 10	STRENGTH OF	OPP. STRENGTH	TEAM	ADJ.	CONF.	ADJ CONF.
Average RPI Loss:	208	RECORD	PCT. RANK	GAMES	SCHEDULE	OF SCHEDULE	RPI	RPI	RPI	RPI
DIV. I ONLY	1- 15	342	1- 8	277	341	342	342	31	31	
DIV. I NON-CONF.	1- 11	337	1- 6	234	338	334	334	32	32	
TOTALS	RPI 1-25	RPI 26-50	W-L RECORDS	RPI 51-100	RPI 101-150	RPI 150+				
1- 15	0- 0	0- 0	OVERALL	0- 3	0- 1	1- 11				
0- 8	0- 0	0- 0	HOME	0- 3	0- 0	0- 5				
1- 7	0- 0	0- 0	AWAY	0- 0	0- 0	1- 0				
0- 0	0- 0	0- 0	NEUTRAL	0- 0	0- 0	0- 0				
1- 11	0- 0	0- 0	NON-CONFERENCE	0- 3	0- 1	1- 7				
0- 6	0- 0	0- 0	HOME	0- 3	0- 0	0- 3				
1- 5	0- 0	0- 0	AWAY	0- 0	0- 1	1- 4				
0- 0	0- 0	0- 0	NEUTRAL	0- 0	0- 0	0- 0				
0- 4	0- 0	0- 0	CONFERENCE	0- 0	0- 0	0- 4				
0- 2	0- 0	0- 0	HOME	0- 0	0- 0	0- 2				
0- 2	0- 0	0- 0	AWAY	0- 0	0- 0	0- 2				
0- 0	0- 0	0- 0	NEUTRAL	0- 0	0- 0	0- 0				

RPI S	Opponent	Score	RPI S	Opponent	Score	RPI S	Opponent	Score	RPI S	Opponent	Score	Team's RPI: 342
						52	H Northwestern	48 102	122	A Wright St.	40 81	
						79	H Western Mich.	43 73	164	A Bakersfield	58 83	
						80	H DePaul	34 87	170	H Tex.-Pan American	60 75	
									193	A Ill.-Chicago	44 70	
									227	A Oakland	40 66	
									244	H Western Ill.	55 90	
									265	A NJIT	48 59	
									277	A Milwaukee	47 69	
									280	H Jackson St.	60 70	
									309	H IPFW	62 79	
									313	A Seattle	51 75	
									323	A Bradley	62 59	
									343	H UMKC	59 65	
LAST 12 Division I GAMES:												
164	A Bakersfield	58 83	277	A Milwaukee	47 69							
313	A Seattle	51 75	323	A Bradley	62 59							
343	H UMKC	59 65	193	A Ill.-Chicago	44 70							
170	H Tex.-Pan American	60 75	80	H DePaul	34 87							
265	A NJIT	48 59	309	H IPFW	62 79							
122	A Wright St.	40 81	79	H Western Mich.	43 73							

Non-Div I Games: St. Joseph's (IN) 61 58

Chicago St.

■ Loss, 
 ■ Non-Conf, 
 ■ S Site, 
 ■ Home 
 ■ Away 
 N Neutral

Average RPI Win:	255	WON-LOST	WINNING	LAST 10	STRENGTH OF	OPP. STRENGTH	TEAM	ADJ.	CONF.	ADJ CONF.
Average RPI Loss:	138	RECORD	PCT. RANK	GAMES	SCHEDULE	OF SCHEDULE	RPI	RPI	RPI	RPI
DIV. I ONLY	5- 14	290	0- 1	189	159	268	268	7	7	
DIV. I NON-CONF.	3- 8	263	0- 1	239	233	300	300	8	8	
TOTALS	RPI 1-25	RPI 26-50	W-L RECORDS	RPI 51-100	RPI 101-150	RPI 150+				
5- 14	0- 2	0- 1	OVERALL	0- 2	0- 1	5- 8				
4- 4	0- 1	0- 1	HOME	0- 0	0- 0	4- 2				
1- 8	0- 1	0- 0	AWAY	0- 1	0- 1	1- 5				
0- 2	0- 0	0- 0	NEUTRAL	0- 1	0- 0	0- 1				
3- 8	0- 1	0- 0	NON-CONFERENCE	0- 2	0- 0	3- 5				
3- 1	0- 0	0- 0	HOME	0- 0	0- 0	3- 1				
0- 5	0- 1	0- 0	AWAY	0- 1	0- 0	0- 3				
0- 2	0- 0	0- 0	NEUTRAL	0- 1	0- 0	0- 1				
2- 6	0- 1	0- 1	CONFERENCE	0- 0	0- 1	2- 3				
1- 3	0- 1	0- 1	HOME	0- 0	0- 0	1- 1				
1- 3	0- 0	0- 0	AWAY	0- 0	0- 1	1- 2				
0- 0	0- 0	0- 0	NEUTRAL	0- 0	0- 0	0- 0				

RPI 1-25				RPI 26-50				RPI 51-100				RPI 101+ Team's RPI: 268			
RPI	S	Opponent	Score	RPI	S	Opponent	Score	RPI	S	Opponent	Score	RPI	S	Opponent	Score
6	H	UConn	31 96	43	H	Tulane	50 60	63	A	UCLA	58 66	149	A	Memphis	38 41
24	A	Iowa St.	54 85					94	N	Creighton	52 63	166	A	Tulsa	52 74
												167	H	Xavier	71 72
												174	A	Temple	50 83
												174	H	Temple	64 81
												183	A	UT Martin	61 62
												207	A	Northern Ky.	52 66
												210	N	San Jose St.	54 79
												216	H	UCF	70 54
												219	H	Delaware	67 59
												251	A	Houston	76 73
												258	H	Detroit	70 38
												270	A	Bowling Green	55 66
												330	H	Ark.-Pine Bluff	73 57
LAST 12 Division I GAMES:															
210	N	San Jose St.	54 79	174	H	Temple	64 81								
6	H	UConn	31 96	166	A	Tulsa	52 74								
174	A	Temple	50 83	43	H	Tulane	50 60								
149	A	Memphis	38 41	258	H	Detroit	70 38								
216	H	UCF	70 54	219	H	Delaware	67 59								
251	A	Houston	76 73	207	A	Northern Ky.	52 66								

Non-Div I Games:

Cincinnati

Average RPI Win:	<b>229</b>	WON-LOST	WINNING	LAST 10	STRENGTH OF	OPP. STRENGTH	TEAM	ADJ.	CONF.	ADJ CONF.
Average RPI Loss:	<b>35</b>	RECORD	PCT. RANK	GAMES	SCHEDULE	OF SCHEDULE	RPI	RPI	RPI	RPI
DIV. I ONLY	<b>9- 11</b>	<b>197</b>	<b>4- 6</b>	<b>12</b>	<b>82</b>	<b>113</b>	<b>113</b>	<b>2</b>	<b>2</b>	
DIV. I NON-CONF.	<b>8- 5</b>	<b>123</b>	<b>5- 0</b>	<b>59</b>	<b>216</b>	<b>88</b>	<b>88</b>	<b>4</b>	<b>4</b>	
TOTALS	RPI 1-25	RPI 26-50	W-L RECORDS	RPI 51-100	RPI 101-150	RPI 150+				
9- 11	0- 5	0- 2	OVERALL	0- 4	3- 0	6- 0				
9- 3	0- 3	0- 0	HOME	0- 0	3- 0	6- 0				
0- 5	0- 1	0- 1	AWAY	0- 3	0- 0	0- 0				
0- 3	0- 1	0- 1	NEUTRAL	0- 1	0- 0	0- 0				
8- 5	0- 2	0- 2	NON-CONFERENCE	0- 1	3- 0	5- 0				
8- 0	0- 0	0- 0	HOME	0- 0	3- 0	5- 0				
0- 2	0- 1	0- 1	AWAY	0- 0	0- 0	0- 0				
0- 3	0- 1	0- 1	NEUTRAL	0- 1	0- 0	0- 0				
1- 6	0- 3	0- 0	CONFERENCE	0- 3	0- 0	1- 0				
1- 3	0- 3	0- 0	HOME	0- 0	0- 0	1- 0				
0- 3	0- 0	0- 0	AWAY	0- 3	0- 0	0- 0				
0- 0	0- 0	0- 0	NEUTRAL	0- 0	0- 0	0- 0				

RPI	S	Opponent	Score	RPI	S	Opponent	Score	RPI	S	Opponent	Score	RPI	S	Opponent	Score	Team's RPI: 113
1	H	Notre Dame	36 <b>74</b>	36	N	Ohio St.	77 <b>86</b>	55	A	Miami (FL)	42 <b>79</b>	103	H	Furman	79 69	
10	A	South Carolina	41 <b>99</b>	48	A	Middle Tenn.	28 <b>69</b>	57	A	North Carolina St.	50 <b>76</b>	108	H	North Dakota	72 67	
14	H	Florida St.	52 <b>82</b>					58	N	Wichita St.	48 <b>63</b>	146	H	Troy	82 73	
18	H	North Carolina	56 <b>78</b>					66	A	Georgia Tech	66 <b>74</b>	189	H	Virginia Tech	63 54	
21	N	FGCU	61 <b>86</b>									265	H	NJIT	64 47	
												282	H	South Carolina St.	66 57	
												294	H	UNC Greensboro	80 51	
												331	H	Tennessee Tech	76 61	
												341	H	Longwood	72 56	
LAST 12 Division I GAMES:																
1	H	Notre Dame	36 <b>74</b>	189	H	Virginia Tech	63 54									
18	H	North Carolina	56 <b>78</b>	265	H	NJIT	64 47									
55	A	Miami (FL)	42 <b>79</b>	282	H	South Carolina St.	66 57									
57	A	North Carolina St.	50 <b>76</b>	341	H	Longwood	72 56									
14	H	Florida St.	52 <b>82</b>	108	H	North Dakota	72 67									
66	A	Georgia Tech	66 <b>74</b>	331	H	Tennessee Tech	76 61									

Non-Div I Games:

Clemson

■ Loss, 
■ Non-Conf, S Site, 
■ Home 
■ Away 
N Neutral

## Cleveland St.

Through Games Of Jan. 25, 2015

Average RPI Win:	220	WON-LOST	WINNING	LAST 10	STRENGTH OF	OPP. STRENGTH	TEAM	ADJ.	CONF.	ADJ CONF.
Average RPI Loss:	106	RECORD	PCT. RANK	GAMES	SCHEDULE	OF SCHEDULE	RPI	RPI	RPI	RPI
DIV. I ONLY	8- 8	163	4- 5	152	121	157	157	13	13	
DIV. I NON-CONF.	6- 5	145	4- 2	193	155	141	141	13	13	
TOTALS	RPI 1-25	RPI 26-50	W-L RECORDS	RPI 51-100	RPI 101-150	RPI 150+				
8- 8	0- 1	0- 2	OVERALL	1- 1	1- 1	6- 3				
6- 2	0- 1	0- 0	HOME	1- 0	1- 0	4- 1				
2- 6	0- 0	0- 2	AWAY	0- 1	0- 1	2- 2				
0- 0	0- 0	0- 0	NEUTRAL	0- 0	0- 0	0- 0				
6- 5	0- 0	0- 1	NON-CONFERENCE	1- 1	1- 0	4- 3				
4- 1	0- 0	0- 0	HOME	1- 0	1- 0	2- 1				
2- 4	0- 0	0- 1	AWAY	0- 1	0- 0	2- 2				
0- 0	0- 0	0- 0	NEUTRAL	0- 0	0- 0	0- 0				
2- 3	0- 1	0- 1	CONFERENCE	0- 0	0- 1	2- 0				
2- 1	0- 1	0- 0	HOME	0- 0	0- 0	2- 0				
0- 2	0- 0	0- 1	AWAY	0- 0	0- 1	0- 0				
0- 0	0- 0	0- 0	NEUTRAL	0- 0	0- 0	0- 0				

RPI 1-25				RPI 26-50				RPI 51-100				RPI 101+ Team's RPI: 157			
RPI	S	Opponent	Score	RPI	S	Opponent	Score	RPI	S	Opponent	Score	RPI	S	Opponent	Score
17	H	Green Bay	61 65	31	A	Minnesota	76 93	69	A	Ohio	64 71	122	A	Wright St.	65 82
				37	A	Youngstown St.	65 79	87	H	East Carolina	59 57	127	H	Toledo	81 71
												161	A	Eastern Mich.	68 71
												178	A	Fla. Atlantic	74 79
												181	H	Belmont	89 86
												215	A	Morehead St.	80 72
												234	H	Niagara	58 76
												258	H	Detroit	71 65
												269	H	Valparaiso	69 62
												307	H	Kent St.	69 67
												312	A	FIU	73 65
LAST 12 Division I GAMES:															
122	A	Wright St.	65 82	215	A	Morehead St.	80 72								
17	H	Green Bay	61 65	234	H	Niagara	58 76								
258	H	Detroit	71 65	181	H	Belmont	89 86								
37	A	Youngstown St.	65 79	307	H	Kent St.	69 67								
269	H	Valparaiso	69 62	87	H	East Carolina	59 57								
69	A	Ohio	64 71	161	A	Eastern Mich.	68 71								

Non-Div I Games: Notre Dame (OH) 83 67 Bluefield St. 77 74

Cleveland St.

■ Loss, 
 ■ Non-Conf, 
 ■ S Site, 
 ■ H Home 
 ■ A Away 
 N Neutral

Season Summary				Through Games of Jan. 15, 1915						
Average RPI Win:	278	WON-LOST	WINNING	LAST 10	STRENGTH OF	OPP. STRENGTH	TEAM	ADJ.	CONF.	ADJ CONF.
Average RPI Loss:	225	RECORD	PCT. RANK	GAMES	SCHEDULE	OF SCHEDULE	RPI	RPI	RPI	RPI
DIV. I ONLY	6- 9	226	3- 7	341	342	316	316	30	30	
DIV. I NON-CONF.	2- 3	207	1- 1	345	266	337	337	33	33	
-----										
TOTALS	RPI 1-25	RPI 26-50		W-L RECORDS		RPI 51-100	RPI 101-150	RPI 150+		
6- 9	0- 0	0- 0		OVERALL		0- 0	0- 4	6- 5		
4- 4	0- 0	0- 0		HOME		0- 0	0- 3	4- 1		
2- 4	0- 0	0- 0		AWAY		0- 0	0- 1	2- 3		
0- 1	0- 0	0- 0		NEUTRAL		0- 0	0- 0	0- 1		
2- 3	0- 0	0- 0		NON-CONFERENCE		0- 0	0- 2	2- 1		
2- 1	0- 0	0- 0		HOME		0- 0	0- 1	2- 0		
0- 1	0- 0	0- 0		AWAY		0- 0	0- 1	0- 0		
0- 1	0- 0	0- 0		NEUTRAL		0- 0	0- 0	0- 1		
4- 6	0- 0	0- 0		CONFERENCE		0- 0	0- 2	4- 4		
2- 3	0- 0	0- 0		HOME		0- 0	0- 2	2- 1		
2- 3	0- 0	0- 0		AWAY		0- 0	0- 0	2- 3		
0- 0	0- 0	0- 0		NEUTRAL		0- 0	0- 0	0- 0		

RPI 1-25				RPI 26-50				RPI 51-100				RPI 101+				Team's RPI: 316	
RPI	S	Opponent	Score	RPI	S	Opponent	Score	RPI	S	Opponent	Score	RPI	S	Opponent	Score		
												103	A	Furman	56	90	
												107	H	Liberty	47	66	
												110	H	Marshall	65	77	
												148	H	High Point	64	79	
												209	A	Radford	75	42	
												217	H	Winthrop	81	62	
												240	H	Presbyterian	78	84	
												245	H	Campbell	50	40	
												309	H	IPFW	90	63	
												321	N	Saint Francis (PA)	72	75	
												324	A	Gardner-Webb	74	82	
												332	A	UNC Asheville	61	68	
												340	H	N.C. Central	67	52	
												341	A	Longwood	74	78	
												349	A	Charleston So.	71	62	
LAST 12 Division I GAMES:																	
				332	A	UNC Asheville	61	68	341	A	Longwood	74	78				
				245	H	Campbell	50	40	324	A	Gardner-Webb	74	82				
				217	H	Winthrop	81	62	148	H	High Point	64	79				
				349	A	Charleston So.	71	62	321	N	Saint Francis (PA)	72	75				
				240	H	Presbyterian	78	84	340	H	N.C. Central	67	52				
				107	H	Liberty	47	66	209	A	Radford	75	42				

[illegible]

Loss, Non-Conf, S Site, H Home A Away N Neutral

Average RPI Win:	222	WON-LOST	WINNING	LAST 10	STRENGTH OF	OPP. STRENGTH	TEAM	ADJ.	CONF.	ADJ CONF.
Average RPI Loss:	137	RECORD	PCT. RANK	GAMES	SCHEDULE	OF SCHEDULE	RPI	RPI	RPI	RPI
DIV. I ONLY	4- 15	309	0- 1	77	169	259	259	12	12	
DIV. I NON-CONF.	2- 9	297	0- 1	38	205	238	238	11	11	
TOTALS	RPI 1-25	RPI 26-50	W-L RECORDS	RPI 51-100	RPI 101-150	RPI 150+				
4- 15	0- 2	0- 2	OVERALL	0- 2	0- 3	4- 6				
4- 3	0- 0	0- 1	HOME	0- 0	0- 0	4- 2				
0- 9	0- 1	0- 0	AWAY	0- 1	0- 3	0- 4				
0- 3	0- 1	0- 1	NEUTRAL	0- 1	0- 0	0- 0				
2- 9	0- 2	0- 1	NON-CONFERENCE	0- 2	0- 1	2- 3				
2- 1	0- 0	0- 0	HOME	0- 0	0- 0	2- 1				
0- 5	0- 1	0- 0	AWAY	0- 1	0- 1	0- 2				
0- 3	0- 1	0- 1	NEUTRAL	0- 1	0- 0	0- 0				
2- 6	0- 0	0- 1	CONFERENCE	0- 0	0- 2	2- 3				
2- 2	0- 0	0- 1	HOME	0- 0	0- 0	2- 1				
0- 4	0- 0	0- 0	AWAY	0- 0	0- 2	0- 2				
0- 0	0- 0	0- 0	NEUTRAL	0- 0	0- 0	0- 0				

RPI 1-25				RPI 26-50				RPI 51-100				RPI 101+ Team's RPI: 259			
RPI	S	Opponent	Score	RPI	S	Opponent	Score	RPI	S	Opponent	Score	RPI	S	Opponent	Score
6	N	UConn	24 85	26	H	James Madison	53 73	86	N	Villanova	41 60	106	A	Elon	68 77
15	A	South Fla.	47 67	31	N	Minnesota	50 74	87	A	East Carolina	55 68	109	A	Kennesaw St.	61 68
												112	A	Hofstra	53 78
												190	H	Mercer	72 59
												206	H	Towson	52 56
												219	A	Delaware	49 80
												219	H	Delaware	55 49
												223	A	George Mason	61 71
												225	H	USC Upstate	61 60
												252	H	Northeastern	59 38
												255	A	UNCW	57 69
												282	A	South Carolina St.	51 60
												294	H	UNC Greensboro	68 70
LAST 12 Division I GAMES:															
		86 N Villanova	41 60			255 A UNCW	57 69								
		26 H James Madison	53 73			219 H Delaware	55 49								
		219 A Delaware	49 80			112 A Hofstra	53 78								
		252 H Northeastern	59 38			225 H USC Upstate	61 60								
		206 H Towson	52 56			282 A South Carolina St.	51 60								
		106 A Elon	68 77			190 H Mercer	72 59								

Non-Div I Games:

Col. of Charleston

■ Loss, 
 ■ Non-Conf, 
 S Site, 
 ■ Home 
 ■ Away 
 N Neutral

Average RPI Win: 250		WON-LOST	WINNING	LAST 10	STRENGTH OF	OPP. STRENGTH	TEAM	ADJ.	CONF.	ADJ CONF.
Average RPI Loss: 145		RECORD	PCT. RANK	GAMES	SCHEDULE	OF SCHEDULE	RPI	RPI	RPI	RPI
DIV. I ONLY		3- 16	326	2- 8	139	215	271	271	20	20
DIV. I NON-CONF.		1- 10	330	1- 3	135	167	305	305	22	22
TOTALS	RPI 1-25	RPI 26-50		W-L RECORDS		RPI 51-100	RPI 101-150	RPI 150+		
3- 16	0- 0	0- 2		OVERALL		0- 3	0- 5	3- 6		
1- 7	0- 0	0- 0		HOME		0- 2	0- 3	1- 2		
2- 9	0- 0	0- 2		AWAY		0- 1	0- 2	2- 4		
0- 0	0- 0	0- 0		NEUTRAL		0- 0	0- 0	0- 0		
1- 10	0- 0	0- 2		NON-CONFERENCE		0- 2	0- 2	1- 4		
1- 3	0- 0	0- 0		HOME		0- 1	0- 1	1- 1		
0- 7	0- 0	0- 2		AWAY		0- 1	0- 1	0- 3		
0- 0	0- 0	0- 0		NEUTRAL		0- 0	0- 0	0- 0		
2- 6	0- 0	0- 0		CONFERENCE		0- 1	0- 3	2- 2		
0- 4	0- 0	0- 0		HOME		0- 1	0- 2	0- 1		
2- 2	0- 0	0- 0		AWAY		0- 0	0- 1	2- 1		
0- 0	0- 0	0- 0		NEUTRAL		0- 0	0- 0	0- 0		

RPI 1-25				RPI 26-50				RPI 51-100				RPI 101+				Team's RPI: 271	
RPI	S	Opponent	Score	RPI	S	Opponent	Score	RPI	S	Opponent	Score	RPI	S	Opponent	Score		
				32	A	Georgia	35 66	62	A	Drexel	51 59	111	H	Cornell	66 74		
				50	A	Rutgers	44 60	71	H	Albany (NY)	48 67	116	H	Lehigh	68 86		
								73	H	American	58 66	129	A	Harvard	53 68		
												130	A	Bucknell	75 77		
												144	H	Army	62 64		
												159	A	St. Bonaventure	49 65		
												165	A	Siena	68 80		
												192	A	Holy Cross	76 71		
												221	A	Monmouth	62 82		
												236	H	Navy	63 65		
												267	A	Loyola Maryland	72 45		
												291	H	Binghamton	74 55		
												306	A	Boston U.	53 58		
												307	H	Kent St.	61 62		
LAST 12 Division I GAMES:																	
				267	A	Loyola Maryland	72 45	130	A	Bucknell	75 77						
				144	H	Army	62 64	116	H	Lehigh	68 86						
				236	H	Navy	63 65	165	A	Siena	68 80						
				306	A	Boston U.	53 58	307	H	Kent St.	61 62						
				73	H	American	58 66	221	A	Monmouth	62 82						
				192	A	Holy Cross	76 71	291	H	Binghamton	74 55						

Non-Div I Games:

Colgate

■ Loss, ■ Non-Conf, S Site, H Home A Away N Neutral

Average RPI Win:	185	WON-LOST	WINNING	LAST 10	STRENGTH OF	OPP. STRENGTH	TEAM	ADJ.	CONF.	ADJ CONF.
Average RPI Loss:	50	RECORD	PCT. RANK	GAMES	SCHEDULE	OF SCHEDULE	RPI	RPI	RPI	RPI
DIV. I ONLY	9- 10	182	2- 1	28	56	95	95	5	5	
DIV. I NON-CONF.	7- 4	107	2- 1	14	195	64	64	3	3	
TOTALS	RPI 1-25	RPI 26-50	W-L RECORDS	RPI 51-100	RPI 101-150	RPI 150+				
9- 10	0- 2	0- 4	OVERALL	2- 3	1- 1	6- 0				
7- 4	0- 0	0- 1	HOME	2- 3	1- 0	4- 0				
2- 6	0- 2	0- 3	AWAY	0- 0	0- 1	2- 0				
0- 0	0- 0	0- 0	NEUTRAL	0- 0	0- 0	0- 0				
7- 4	0- 1	0- 1	NON-CONFERENCE	2- 1	1- 1	4- 0				
6- 2	0- 0	0- 1	HOME	2- 1	1- 0	3- 0				
1- 2	0- 1	0- 0	AWAY	0- 0	0- 1	1- 0				
0- 0	0- 0	0- 0	NEUTRAL	0- 0	0- 0	0- 0				
2- 6	0- 1	0- 3	CONFERENCE	0- 2	0- 0	2- 0				
1- 2	0- 0	0- 0	HOME	0- 2	0- 0	1- 0				
1- 4	0- 1	0- 3	AWAY	0- 0	0- 0	1- 0				
0- 0	0- 0	0- 0	NEUTRAL	0- 0	0- 0	0- 0				

RPI 1-25				RPI 26-50				RPI 51-100				Team's RPI: 95	RPI 101+			
RPI	S	Opponent	Score	RPI	S	Opponent	Score	RPI	S	Opponent	Score		RPI	S	Opponent	Score
11	A	Iowa	63 78	27	H	Western Ky.	78 79	59	H	Long Beach St.	56 62		108	H	North Dakota	68 59
23	A	Washington	82 85	28	A	California	59 75	63	H	UCLA	84 90		133	A	Missouri	50 53
				29	A	Stanford	55 62	72	H	Arkansas St.	80 69		185	H	Missouri St.	87 59
				49	A	Washington St.	68 73	77	H	Southern California	61 81		210	H	San Jose St.	97 89
								92	H	Colorado St.	87 81		224	H	Wyoming	76 71
													230	A	Utah	73 54
													230	H	Utah	77 72
													314	A	Denver	77 49
LAST 12 Division I GAMES:																
72	H	Arkansas St.	80 69	230	H	Utah	77 72									
27	H	Western Ky.	78 79	63	H	UCLA	84 90									
92	H	Colorado St.	87 81	77	H	Southern California	61 81									
49	A	Washington St.	68 73	28	A	California	59 75									
23	A	Washington	82 85	29	A	Stanford	55 62									
230	A	Utah	73 54	59	H	Long Beach St.	56 62									

Non-Div I Games:

Colorado

■ Loss, 
 ■ Non-Conf, S Site, 
 ■ Home 
 ■ Away 
 N Neutral



Average RPI Win: 209		WON-LOST	WINNING	LAST 10	STRENGTH OF	OPP. STRENGTH	TEAM	ADJ.	CONF.	ADJ CONF.
Average RPI Loss: 103		RECORD	PCT. RANK	GAMES	SCHEDULE	OF SCHEDULE	RPI	RPI	RPI	RPI
DIV. I ONLY		12- 4	43	9- 1	249	131	92	92	21	21
DIV. I NON-CONF.		6- 3	92	3- 1	173	84	91	91	19	19
TOTALS		RPI 1-25	RPI 26-50	W-L RECORDS	RPI 51-100	RPI 101-150	RPI 150+			
12- 4	0- 0		0- 0	OVERALL	2- 2	0- 2	10- 0			
7- 1	0- 0		0- 0	HOME	0- 0	0- 1	7- 0			
4- 3	0- 0		0- 0	AWAY	1- 2	0- 1	3- 0			
1- 0	0- 0		0- 0	NEUTRAL	1- 0	0- 0	0- 0			
6- 3	0- 0		0- 0	NON-CONFERENCE	2- 2	0- 1	4- 0			
4- 1	0- 0		0- 0	HOME	0- 0	0- 1	4- 0			
1- 2	0- 0		0- 0	AWAY	1- 2	0- 0	0- 0			
1- 0	0- 0		0- 0	NEUTRAL	1- 0	0- 0	0- 0			
6- 1	0- 0		0- 0	CONFERENCE	0- 0	0- 1	6- 0			
3- 0	0- 0		0- 0	HOME	0- 0	0- 0	3- 0			
3- 1	0- 0		0- 0	AWAY	0- 0	0- 1	3- 0			
0- 0	0- 0		0- 0	NEUTRAL	0- 0	0- 0	0- 0			

RPI 1-25				RPI 26-50				RPI 51-100				Team's RPI: 92		RPI 101+			
RPI	S	Opponent	Score	RPI	S	Opponent	Score	RPI	S	Opponent	Score		RPI	S	Opponent	Score	
								60	A	BYU	58	69	125	H	Hawaii	58	63
								68	N	TCU	76	62	131	A	Boise St.	65	75
								83	A	Drake	69	56	153	H	Cal Poly	65	63
								95	A	Colorado	81	87	178	H	Fla. Atlantic	59	46
													182	H	New Mexico	44	38
													210	H	San Jose St.	77	59
													220	A	Nevada	59	58
													224	A	Wyoming	58	55
													229	A	San Diego St.	49	36
													299	H	Illinois St.	70	49
													314	H	Denver	81	61
													348	H	Air Force	62	42
LAST 12 Division I GAMES:																	
				229	A	San Diego St.	49	36	131	A	Boise St.	65	75				
				210	H	San Jose St.	77	59	153	H	Cal Poly	65	63				
				220	A	Nevada	59	58	178	H	Fla. Atlantic	59	46				
				348	H	Air Force	62	42	314	H	Denver	81	61				
				224	A	Wyoming	58	55	60	A	BYU	58	69				
				182	H	New Mexico	44	38	83	A	Drake	69	56				

Non-Div I Games:	South Dakota Mines	75	39	Colorado Mines	99	45
------------------	--------------------	----	----	----------------	----	----

Colorado St.

Loss, Non-Conf, S Site, H Home A Away N Neutral

RPI 1-25				RPI 26-50				RPI 51-100				RPI 101+ Team's RPI: 308			
RPI	S	Opponent	Score	RPI	S	Opponent	Score	RPI	S	Opponent	Score	RPI	S	Opponent	Score
												101	H	Rhode Island	79 69
												109	H	Kennesaw St.	62 66
												111	A	Cornell	39 59
												111	H	Cornell	42 46
												142	A	San Francisco	65 70
												162	H	Lafayette	72 65
												205	A	Stony Brook	68 82
												210	A	San Jose St.	76 119
												256	H	UMass Lowell	59 69
												265	A	NJIT	45 38
												279	H	Portland St.	66 71
												287	H	LIU Brooklyn	54 45
												303	H	UMBC	66 76
												310	A	Wagner	86 97
												323	H	Bradley	81 74
												327	H	Fairleigh Dickinson	72 55
LAST 12 Division I GAMES:															
		111	H	Cornell	42	46				287	H	LIU Brooklyn	54	45	
		111	A	Cornell	39	59				303	H	UMBC	66	76	
		265	A	NJIT	45	38				256	H	UMass Lowell	59	69	
		327	H	Fairleigh Dickinson	72	55				109	H	Kennesaw St.	62	66	
		310	A	Wagner	86	97				323	H	Bradley	81	74	
		279	H	Portland St.	66	71				101	H	Rhode Island	79	69	

**Non-Div I Games:**

Average RPI Win:	319	WON-LOST	WINNING	LAST 10	STRENGTH OF	OPP. STRENGTH	TEAM	ADJ.	CONF.	ADJ CONF.
Average RPI Loss:	171	RECORD	PCT. RANK	GAMES	SCHEDULE	OF SCHEDULE	RPI	RPI	RPI	RPI
DIV. I ONLY	2- 13	331	2- 8	276	209	325	325	32	32	
DIV. I NON-CONF.	0- 10	338	0- 6	88	101	302	302	30	30	
TOTALS	RPI 1-25	RPI 26-50	W-L RECORDS	RPI 51-100	RPI 101-150	RPI 150+				
2- 13	0- 1	0- 1	OVERALL	0- 3	0- 1	2- 7				
1- 4	0- 1	0- 0	HOME	0- 0	0- 1	1- 2				
1- 9	0- 0	0- 1	AWAY	0- 3	0- 0	1- 5				
0- 0	0- 0	0- 0	NEUTRAL	0- 0	0- 0	0- 0				
0- 10	0- 1	0- 1	NON-CONFERENCE	0- 3	0- 1	0- 4				
0- 3	0- 1	0- 0	HOME	0- 0	0- 1	0- 1				
0- 7	0- 0	0- 1	AWAY	0- 3	0- 0	0- 3				
0- 0	0- 0	0- 0	NEUTRAL	0- 0	0- 0	0- 0				
2- 3	0- 0	0- 0	CONFERENCE	0- 0	0- 0	2- 3				
1- 1	0- 0	0- 0	HOME	0- 0	0- 0	1- 1				
1- 2	0- 0	0- 0	AWAY	0- 0	0- 0	1- 2				
0- 0	0- 0	0- 0	NEUTRAL	0- 0	0- 0	0- 0				

RPI 1-25				RPI 26-50				RPI 51-100				RPI 101+ Team's RPI: 325			
RPI	S	Opponent	Score	RPI	S	Opponent	Score	RPI	S	Opponent	Score	RPI	S	Opponent	Score
4	H	Maryland	51 110	32	A	Georgia	29 49	55	A	Miami (FL)	54 70	102	H	VCU	52 63
								57	A	North Carolina St.	61 81	176	A	Wake Forest	54 65
								61	A	West Virginia	43 83	222	H	Robert Morris	58 75
												249	H	Bethune-Cookman	58 61
												285	A	Mt. St. Mary's	65 81
												300	A	Norfolk St.	58 56
												303	A	UMBC	65 78
												337	H	Florida A&M	70 65
												339	A	Howard	66 68
												340	A	N.C. Central	58 59
LAST 12 Division I GAMES:															
340	A	N.C. Central	58 59	4	H	Maryland	51 110	55	A	Miami (FL)	54 70	222	H	Robert Morris	58 75
337	H	Florida A&M	70 65												
249	H	Bethune-Cookman	58 61					285	A	Mt. St. Mary's	65 81				
339	A	Howard	66 68					61	A	West Virginia	43 83				
300	A	Norfolk St.	58 56					32	A	Georgia	29 49				
102	H	VCU	52 63												

Non-Div I Games: Virginia Union 68 54

Coppin St.

Average RPI Win: <b>226</b>	WON-LOST	WINNING	LAST 10	STRENGTH OF	OPP. STRENGTH	TEAM	ADJ.	CONF.	ADJ CONF.
Average RPI Loss: <b>110</b>	RECORD	PCT. RANK	GAMES	SCHEDULE	OF SCHEDULE	RPI	RPI	RPI	RPI
DIV. I ONLY	11- 5	69	8- 2	205	201	111	111	10	10
DIV. I NON-CONF.	9- 5	102	7- 3	204	178	124	124	10	10
-----									
TOTALS	RPI 1-25	RPI 26-50	W-L RECORDS	RPI 51-100	RPI 101-150	RPI 150+			
11- 5	0- 0	1- 1	OVERALL	0- 1	2- 2	8- 1			
6- 2	0- 0	1- 0	HOME	0- 0	2- 1	3- 1			
5- 3	0- 0	0- 1	AWAY	0- 1	0- 1	5- 0			
0- 0	0- 0	0- 0	NEUTRAL	0- 0	0- 0	0- 0			
9- 5	0- 0	1- 1	NON-CONFERENCE	0- 1	2- 2	6- 1			
5- 2	0- 0	1- 0	HOME	0- 0	2- 1	2- 1			
4- 3	0- 0	0- 1	AWAY	0- 1	0- 1	4- 0			
0- 0	0- 0	0- 0	NEUTRAL	0- 0	0- 0	0- 0			
2- 0	0- 0	0- 0	CONFERENCE	0- 0	0- 0	2- 0			
1- 0	0- 0	0- 0	HOME	0- 0	0- 0	1- 0			
1- 0	0- 0	0- 0	AWAY	0- 0	0- 0	1- 0			
0- 0	0- 0	0- 0	NEUTRAL	0- 0	0- 0	0- 0			

RPI 1-25			RPI 26-50			RPI 51-100			RPI 101+ Team's RPI: 111		
RPI	S	Opponent	Score	RPI	S	Opponent	Score	RPI	S	Opponent	Score
				37	H	Youngstown St.	75 63				
				40	A	Syracuse	59 <b>76</b>				
								62	A	Drexel	53 <b>62</b>
								110	H	Marshall	58 49
								130	A	Bucknell	51 <b>59</b>
								138	H	Bryant	66 64
								140	H	Hartford	46 <b>48</b>
								172	A	Fairfield	58 47
								180	H	Buffalo	58 <b>65</b>
								222	H	Robert Morris	70 59
								267	A	Loyola Maryland	79 61
								271	A	Colgate	74 66
								308	A	Columbia	46 42
								308	H	Columbia	59 39
								311	A	Vermont	90 87
								339	H	Howard	75 56
LAST 12 Division I GAMES:											
				308	A	Columbia	46 42				
				308	H	Columbia	59 39				
				339	H	Howard	75 56				
				37	H	Youngstown St.	75 63				
				311	A	Vermont	90 87				
				40	A	Syracuse	59 <b>76</b>				
				267	A	Loyola Maryland	79 61				
				222	H	Robert Morris	70 59				
				138	H	Bryant	66 64				
				180	H	Buffalo	58 <b>65</b>				
				130	A	Bucknell	51 <b>59</b>				
				110	H	Marshall	58 49				

Non-Div I Games:

Cornell

Average RPI Win: <b>192</b>	WON-LOST	WINNING	LAST 10	STRENGTH OF	OPP. STRENGTH	TEAM	ADJ.	CONF.	ADJ CONF.
Average RPI Loss: <b>65</b>	RECORD	PCT. RANK	GAMES	SCHEDULE	OF SCHEDULE	RPI	RPI	RPI	RPI
DIV. I ONLY	10- 10	163	5- 5	53	70	94	94	9	9
DIV. I NON-CONF.	7- 4	107	3- 1	26	46	42	42	9	9
TOTALS	RPI 1-25	RPI 26-50	W-L RECORDS	RPI 51-100	RPI 101-150	RPI 150+			
10- 10	0- 1	0- 3	OVERALL	3- 5	1- 0	6- 1			
5- 4	0- 0	0- 2	HOME	2- 2	0- 0	3- 0			
4- 6	0- 1	0- 1	AWAY	1- 3	1- 0	2- 1			
1- 0	0- 0	0- 0	NEUTRAL	0- 0	0- 0	1- 0			
7- 4	0- 1	0- 2	NON-CONFERENCE	3- 1	1- 0	3- 0			
4- 1	0- 0	0- 1	HOME	2- 0	0- 0	2- 0			
2- 3	0- 1	0- 1	AWAY	1- 1	1- 0	0- 0			
1- 0	0- 0	0- 0	NEUTRAL	0- 0	0- 0	1- 0			
3- 6	0- 0	0- 1	CONFERENCE	0- 4	0- 0	3- 1			
1- 3	0- 0	0- 1	HOME	0- 2	0- 0	1- 0			
2- 3	0- 0	0- 0	AWAY	0- 2	0- 0	2- 1			
0- 0	0- 0	0- 0	NEUTRAL	0- 0	0- 0	0- 0			

RPI 1-25				RPI 26-50				RPI 51-100				Team's RPI: 94	RPI 101+			
RPI	S	Opponent	Score	RPI	S	Opponent	Score	RPI	S	Opponent	Score		RPI	S	Opponent	Score
6	A	UConn	60 <b>96</b>	28	A	California	69 <b>94</b>	58	A	Wichita St.	56 <b>65</b>		114	A	UNI	58 56
				30	H	Nebraska	57 <b>60</b>	64	H	St. John's (NY)	38 <b>61</b>		167	A	Xavier	65 <b>66</b>
				39	H	Seton Hall	74 <b>79</b>	67	A	South Dakota St.	88 81		218	A	Providence	65 54
								80	A	DePaul	71 <b>96</b>		230	H	Utah	64 56
								82	H	Kansas	84 81		264	H	Georgetown	76 61
								83	H	Drake	93 71		268	N	Cincinnati	63 52
								86	H	Villanova	61 <b>65</b>		273	A	Marquette	93 75
								93	A	Butler	58 <b>63</b>		319	H	Omaha	67 50
LAST 12 Division I GAMES:																
273	A	Marquette	93 75	167	A	Xavier	65 <b>66</b>									
80	A	DePaul	71 <b>96</b>	264	H	Georgetown	76 61									
218	A	Providence	65 54	82	H	Kansas	84 81									
64	H	St. John's (NY)	38 <b>61</b>	319	H	Omaha	67 50									
86	H	Villanova	61 <b>65</b>	83	H	Drake	93 71									
93	A	Butler	58 <b>63</b>	30	H	Nebraska	57 <b>60</b>									

Non-Div I Games:

Creighton

Average RPI Win:	204	WON-LOST	WINNING	LAST 10	STRENGTH OF	OPP. STRENGTH	TEAM	ADJ.	CONF.	ADJ CONF.
Average RPI Loss:	151	RECORD	PCT. RANK	GAMES	SCHEDULE	OF SCHEDULE	RPI	RPI	RPI	RPI
DIV. I ONLY	10- 6	105	5- 5	222	189	119	119	10	10	
DIV. I NON-CONF.	9- 5	102	5- 5	242	245	111	111	10	10	
TOTALS	RPI 1-25	RPI 26-50	W-L RECORDS	RPI 51-100	RPI 101-150	RPI 150+				
10- 6	0- 0	0- 0	OVERALL	0- 1	3- 3	7- 2				
5- 1	0- 0	0- 0	HOME	0- 0	1- 1	4- 0				
4- 5	0- 0	0- 0	AWAY	0- 1	2- 2	2- 2				
1- 0	0- 0	0- 0	NEUTRAL	0- 0	0- 0	1- 0				
9- 5	0- 0	0- 0	NON-CONFERENCE	0- 1	2- 2	7- 2				
5- 0	0- 0	0- 0	HOME	0- 0	1- 0	4- 0				
3- 5	0- 0	0- 0	AWAY	0- 1	1- 2	2- 2				
1- 0	0- 0	0- 0	NEUTRAL	0- 0	0- 0	1- 0				
1- 1	0- 0	0- 0	CONFERENCE	0- 0	1- 1	0- 0				
0- 1	0- 0	0- 0	HOME	0- 0	0- 1	0- 0				
1- 0	0- 0	0- 0	AWAY	0- 0	1- 0	0- 0				
0- 0	0- 0	0- 0	NEUTRAL	0- 0	0- 0	0- 0				

RPI 1-25			RPI 26-50			RPI 51-100			RPI 101+			Team's RPI: 119
RPI	S	Opponent	Score	RPI	S	Opponent	Score	RPI	S	Opponent	Score	
						78 A San Diego	53 78			101 A Rhode Island	54 44	
										114 A UNI	46 62	
										117 A Maine	38 53	
										129 A Harvard	76 61	
										129 H Harvard	69 75	
										140 H Hartford	49 43	
										153 A Cal Poly	74 61	
										155 A New Hampshire	44 60	
										192 H Holy Cross	69 53	
										227 H Oakland	59 54	
										234 A Niagara	76 70	
										265 H NJIT	68 63	
										296 H Loyola Chicago	70 58	
										307 N Kent St.	60 49	
										311 A Vermont	63 68	
LAST 12 Division I GAMES:												
129	H	Harvard	69 75	155	A	New Hampshire	44 60					
129	A	Harvard	76 61	114	A	UNI	46 62					
227	H	Oakland	59 54	117	A	Maine	38 53					
101	A	Rhode Island	54 44	311	A	Vermont	63 68					
234	A	Niagara	76 70	140	H	Hartford	49 43					
296	H	Loyola Chicago	70 58	78	A	San Diego	53 78					

Non-Div I Games:

Dartmouth

■ Loss, 
 ■ Non-Conf, 
 S Site, 
 ■ Home 
 ■ Away 
 N Neutral

## Davidson

Through Games Of Jan. 25, 2015

Average RPI Win:	206	WON-LOST	WINNING	LAST 10	STRENGTH OF	OPP. STRENGTH	TEAM	ADJ.	CONF.	ADJ CONF.
Average RPI Loss:	124	RECORD	PCT. RANK	GAMES	SCHEDULE	OF SCHEDULE	RPI	RPI	RPI	RPI
DIV. I ONLY	5- 15	295	2- 8	100	146	232	232	6	6	
DIV. I NON-CONF.	4- 9	243	1- 4	163	192	234	234	6	6	
TOTALS	RPI 1-25	RPI 26-50	W-L RECORDS	RPI 51-100	RPI 101-150	RPI 150+				
5- 15	0- 1	0- 2	OVERALL	1- 4	1- 3	3- 5				
2- 7	0- 1	0- 1	HOME	0- 2	1- 1	1- 2				
3- 7	0- 0	0- 1	AWAY	1- 2	0- 2	2- 2				
0- 1	0- 0	0- 0	NEUTRAL	0- 0	0- 0	0- 1				
4- 9	0- 0	0- 2	NON-CONFERENCE	1- 2	1- 1	2- 4				
2- 3	0- 0	0- 1	HOME	0- 1	1- 0	1- 1				
2- 5	0- 0	0- 1	AWAY	1- 1	0- 1	1- 2				
0- 1	0- 0	0- 0	NEUTRAL	0- 0	0- 0	0- 1				
1- 6	0- 1	0- 0	CONFERENCE	0- 2	0- 2	1- 1				
0- 4	0- 1	0- 0	HOME	0- 1	0- 1	0- 1				
1- 2	0- 0	0- 0	AWAY	0- 1	0- 1	1- 0				
0- 0	0- 0	0- 0	NEUTRAL	0- 0	0- 0	0- 0				

RPI	S	Opponent	Score	RPI	S	Opponent	Score	RPI	S	Opponent	Score	RPI	S	Opponent	Score	Team's RPI: 232
12	H	Dayton	51 67	26	H	James Madison	57 73	57	A	North Carolina St.	66 82	101	H	Rhode Island	62 71	
				50	A	Rutgers	44 100	77	H	Southern California	64 99	102	A	VCU	53 62	
								84	A	Duquesne	47 83	103	A	Furman	60 67	
								98	H	Richmond	48 56	148	H	High Point	76 57	
								100	A	Virginia	67 57	171	A	Saint Louis	53 50	
												195	H	La Salle	54 63	
												196	A	Charlotte	51 86	
												217	A	Winthrop	60 75	
												246	H	N.C. A&T	57 62	
												285	H	Mt. St. Mary's	67 62	
												298	N	Miami (OH)	58 59	
												324	A	Gardner-Webb	68 67	
LAST 12 Division I GAMES:																
84	A	Duquesne	47 83	195	H	La Salle	54 63									
98	H	Richmond	48 56	298	N	Miami (OH)	58 59									
171	A	Saint Louis	53 50	100	A	Virginia	67 57									
102	A	VCU	53 62	196	A	Charlotte	51 86									
101	H	Rhode Island	62 71	57	A	North Carolina St.	66 82									
12	H	Dayton	51 67	217	A	Winthrop	60 75									

Non-Div I Games:

Davidson

■ Loss, 
 ■ Non-Conf, 
 S Site, 
 ■ Home 
 ■ Away 
 N Neutral

Average RPI Win:	118	WON-LOST	WINNING	LAST 10	STRENGTH OF	OPP. STRENGTH	TEAM	ADJ.	CONF.	ADJ CONF.
Average RPI Loss:	30	RECORD	PCT. RANK	GAMES	SCHEDULE	OF SCHEDULE	RPI	RPI	RPI	RPI
DIV. I ONLY	14- 4	38	9- 1	10	40	12	12	6	6	
DIV. I NON-CONF.	9- 3	60	6- 0	11	10	5	5	6	6	
TOTALS	RPI 1-25	RPI 26-50	W-L RECORDS	RPI 51-100	RPI 101-150	RPI 150+				
14- 4	1- 2	1- 2	OVERALL	2- 0	6- 0	4- 0				
7- 1	1- 1	0- 0	HOME	2- 0	3- 0	1- 0				
6- 3	0- 1	1- 2	AWAY	0- 0	3- 0	2- 0				
1- 0	0- 0	0- 0	NEUTRAL	0- 0	0- 0	1- 0				
9- 3	1- 1	1- 2	NON-CONFERENCE	1- 0	4- 0	2- 0				
5- 0	1- 0	0- 0	HOME	1- 0	2- 0	1- 0				
3- 3	0- 1	1- 2	AWAY	0- 0	2- 0	0- 0				
1- 0	0- 0	0- 0	NEUTRAL	0- 0	0- 0	1- 0				
5- 1	0- 1	0- 0	CONFERENCE	1- 0	2- 0	2- 0				
2- 1	0- 1	0- 0	HOME	1- 0	1- 0	0- 0				
3- 0	0- 0	0- 0	AWAY	0- 0	1- 0	2- 0				
0- 0	0- 0	0- 0	NEUTRAL	0- 0	0- 0	0- 0				

RPI 1-25				RPI 26-50				RPI 51-100				RPI 101+			
RPI	S	Opponent	Score	RPI	S	Opponent	Score	RPI	S	Opponent	Score	RPI	S	Opponent	Score
11	A	Iowa	83 90	41	A	Vanderbilt	71 67	51	H	Purdue	63 61	101	H	Rhode Island	77 33
13	H	George Washington	66 69	45	A	Gonzaga	65 75	84	H	Duquesne	78 67	102	A	VCU	75 56
17	H	Green Bay	72 66	49	A	Washington St.	60 76					104	A	Central Mich.	98 89
												104	H	Central Mich.	86 76
												122	A	Wright St.	79 76
												127	H	Toledo	79 57
												159	A	St. Bonaventure	86 70
												183	N	UT Martin	78 47
												218	H	Providence	72 56
												232	A	Davidson	67 51
LAST 12 Division I GAMES:															
102	A	VCU	75 56	104	A	Central Mich.	98 89								
101	H	Rhode Island	77 33	17	H	Green Bay	72 66								
159	A	St. Bonaventure	86 70	41	A	Vanderbilt	71 67								
84	H	Duquesne	78 67	104	H	Central Mich.	86 76								
232	A	Davidson	67 51	127	H	Toledo	79 57								
13	H	George Washington	66 69	51	H	Purdue	63 61								

Non-Div I Games:

Dayton



Average RPI Win:	<b>196</b>	WON-LOST	WINNING	LAST 10	STRENGTH OF	OPP. STRENGTH	TEAM	ADJ.	CONF.	ADJ CONF.
Average RPI Loss:	<b>35</b>	RECORD	PCT. RANK	GAMES	SCHEDULE	OF SCHEDULE	RPI	RPI	RPI	RPI
DIV. I ONLY	<b>15- 6</b>	<b>58</b>	<b>8- 2</b>	<b>169</b>	<b>52</b>	<b>80</b>	<b>80</b>	<b>9</b>	<b>9</b>	
DIV. I NON-CONF.	<b>8- 4</b>	<b>92</b>	<b>3- 1</b>	<b>196</b>	<b>30</b>	<b>126</b>	<b>126</b>	<b>9</b>	<b>9</b>	
TOTALS	RPI 1-25	RPI 26-50	W-L RECORDS	RPI 51-100	RPI 101-150	RPI 150+				
15- 6	0- 3	0- 1	OVERALL	5- 2	0- 0	10- 0				
9- 3	0- 2	0- 0	HOME	4- 1	0- 0	5- 0				
6- 3	0- 1	0- 1	AWAY	1- 1	0- 0	5- 0				
0- 0	0- 0	0- 0	NEUTRAL	0- 0	0- 0	0- 0				
8- 4	0- 3	0- 0	NON-CONFERENCE	2- 1	0- 0	6- 0				
5- 3	0- 2	0- 0	HOME	2- 1	0- 0	3- 0				
3- 1	0- 1	0- 0	AWAY	0- 0	0- 0	3- 0				
0- 0	0- 0	0- 0	NEUTRAL	0- 0	0- 0	0- 0				
7- 2	0- 0	0- 1	CONFERENCE	3- 1	0- 0	4- 0				
4- 0	0- 0	0- 0	HOME	2- 0	0- 0	2- 0				
3- 2	0- 0	0- 1	AWAY	1- 1	0- 0	2- 0				
0- 0	0- 0	0- 0	NEUTRAL	0- 0	0- 0	0- 0				

RPI 1-25				RPI 26-50				RPI 51-100 Team's RPI: 80				RPI 101+			
RPI	S	Opponent	Score	RPI	S	Opponent	Score	RPI	S	Opponent	Score	RPI	S	Opponent	Score
1	H	Notre Dame	93 <b>94</b>	39	A	Seton Hall	87 <b>107</b>	52	H	Northwestern	91 <b>97</b>	167	H	Xavier	84 61
6	A	UConn	64 <b>98</b>					64	A	St. John's (NY)	84 75	170	H	Tex.-Pan American	93 70
25	H	Texas A&M	68 <b>76</b>					67	H	South Dakota St.	84 62	182	H	New Mexico	97 59
								85	H	Hampton	86 67	218	H	Providence	90 42
								86	A	Villanova	76 <b>79</b>	264	A	Georgetown	105 85
								93	H	Butler	92 76	273	A	Marquette	101 67
								94	H	Creighton	96 71	296	A	Loyola Chicago	109 84
												299	A	Illinois St.	99 62
												323	H	Bradley	101 77
												342	A	Chicago St.	87 34
LAST 12 Division I GAMES:															
218	H	Providence	90 42	264	A	Georgetown	105 85								
94	H	Creighton	96 71	86	A	Villanova	76 <b>79</b>								
39	A	Seton Hall	87 <b>107</b>	299	A	Illinois St.	99 62								
64	A	St. John's (NY)	84 75	85	H	Hampton	86 67								
167	H	Xavier	84 61	6	A	UConn	64 <b>98</b>								
273	A	Marquette	101 67	296	A	Loyola Chicago	109 84								

Non-Div I Games:

DePaul

■ Loss, 
■ Non-Conf, 
■ S Site, 
■ H Home 
■ A Away 
N Neutral

Average RPI Win:	210	WON-LOST	WINNING	LAST 10	STRENGTH OF	OPP. STRENGTH	TEAM	ADJ.	CONF.	ADJ CONF.
Average RPI Loss:	148	RECORD	PCT. RANK	GAMES	SCHEDULE	OF SCHEDULE	RPI	RPI	RPI	RPI
DIV. I ONLY	8- 11	214	4- 6	200	164	219	219	12	12	
DIV. I NON-CONF.	5- 6	177	1- 3	119	271	161	161	11	11	
TOTALS	RPI 1-25	RPI 26-50	W-L RECORDS	RPI 51-100	RPI 101-150	RPI 150+				
8- 11	0- 1	0- 0	OVERALL	0- 3	3- 1	5- 6				
5- 4	0- 1	0- 0	HOME	0- 1	3- 1	2- 1				
3- 6	0- 0	0- 0	AWAY	0- 2	0- 0	3- 4				
0- 1	0- 0	0- 0	NEUTRAL	0- 0	0- 0	0- 1				
5- 6	0- 1	0- 0	NON-CONFERENCE	0- 2	2- 0	3- 3				
3- 2	0- 1	0- 0	HOME	0- 1	2- 0	1- 0				
2- 3	0- 0	0- 0	AWAY	0- 1	0- 0	2- 2				
0- 1	0- 0	0- 0	NEUTRAL	0- 0	0- 0	0- 1				
3- 5	0- 0	0- 0	CONFERENCE	0- 1	1- 1	2- 3				
2- 2	0- 0	0- 0	HOME	0- 0	1- 1	1- 1				
1- 3	0- 0	0- 0	AWAY	0- 1	0- 0	1- 2				
0- 0	0- 0	0- 0	NEUTRAL	0- 0	0- 0	0- 0				

RPI 1-25				RPI 26-50				RPI 51-100				RPI 101+ Team's RPI: 219			
RPI	S	Opponent	Score	RPI	S	Opponent	Score	RPI	S	Opponent	Score	RPI	S	Opponent	Score
20	H	Princeton	59 87					62	A	Drexel	56 61	106	H	Elon	50 60
								70	H	Fordham	44 49	112	H	Hofstra	64 53
								87	A	East Carolina	60 89	124	H	Marist	70 60
												130	H	Bucknell	58 56
												162	A	Lafayette	52 63
												174	A	Temple	69 58
												177	H	William & Mary	48 50
												206	A	Towson	49 56
												207	N	Northern Ky.	58 63
												252	A	Northeastern	54 48
												259	A	Col. of Charleston	49 55
												259	H	Col. of Charleston	80 49
												268	A	Cincinnati	59 67
												311	A	Vermont	68 46
												315	H	Rider	68 53
LAST 12 Division I GAMES:															
62	A	Drexel	56 61	259	A	Col. of Charleston	49 55								
259	H	Col. of Charleston	80 49	106	H	Elon	50 60								
177	H	William & Mary	48 50	315	H	Rider	68 53								
112	H	Hofstra	64 53	268	A	Cincinnati	59 67								
252	A	Northeastern	54 48	207	N	Northern Ky.	58 63								
206	A	Towson	49 56	20	H	Princeton	59 87								

Non-Div I Games:

Delaware

■ Loss, 
 ■ Non-Conf, S Site, 
 ■ Home 
 ■ Away 
 N Neutral

Schedule By:				Through Games Of Jan. 15, 1915						
Average RPI Win:	339	WON-LOST	WINNING	LAST 10	STRENGTH OF	OPP. STRENGTH	TEAM	ADJ.	CONF.	ADJ CONF.
Average RPI Loss:	219	RECORD	PCT. RANK	GAMES	SCHEDULE	OF SCHEDULE	RPI	RPI	RPI	RPI
DIV. I ONLY	1- 14	341	1- 8	330	323	346	346	32	32	
DIV. I NON-CONF.	0- 10	338	0- 6	294	289	347	347	30	30	
TOTALS	RPI 1-25	RPI 26-50	W-L RECORDS	RPI 51-100	RPI 101-150	RPI 150+				
1- 14	0- 0	0- 1	OVERALL	0- 1	0- 1	1- 11				
0- 3	0- 0	0- 0	HOME	0- 0	0- 0	0- 3				
1- 8	0- 0	0- 1	AWAY	0- 1	0- 1	1- 5				
0- 3	0- 0	0- 0	NEUTRAL	0- 0	0- 0	0- 3				
0- 10	0- 0	0- 1	NON-CONFERENCE	0- 1	0- 1	0- 7				
0- 0	0- 0	0- 0	HOME	0- 0	0- 0	0- 0				
0- 7	0- 0	0- 1	AWAY	0- 1	0- 1	0- 4				
0- 3	0- 0	0- 0	NEUTRAL	0- 0	0- 0	0- 3				
1- 4	0- 0	0- 0	CONFERENCE	0- 0	0- 0	1- 4				
0- 3	0- 0	0- 0	HOME	0- 0	0- 0	0- 3				
1- 1	0- 0	0- 0	AWAY	0- 0	0- 0	1- 1				
0- 0	0- 0	0- 0	NEUTRAL	0- 0	0- 0	0- 0				

RPI 1-25				RPI 26-50				RPI 51-100				RPI 101+				Team's RPI: 346	
RPI	S	Opponent	Score	RPI	S	Opponent	Score	RPI	S	Opponent	Score	RPI	S	Opponent	Score		
				47	A	Pittsburgh	58 93	100	A	Virginia	62 100	104	A	Central Mich.	63 91		
												184	H	Savannah St.	45 76		
												207	N	Northern Ky.	55 76		
												223	A	George Mason	91 110		
												246	A	N.C. A&T	38 79		
												258	A	Detroit	52 74		
												272	A	UNLV	78 91		
												276	N	Northern Ill.	59 79		
												282	H	South Carolina St.	60 65		
												285	A	Mt. St. Mary's	64 73		
												289	H	Morgan St.	56 64		
												291	N	Binghamton	84 90		
												339	A	Howard	58 50		
LAST 12 Division I GAMES:																	
				246	A	N.C. A&T	38 79	258	A	Detroit	52 74						
				184	H	Savannah St.	45 76	104	A	Central Mich.	63 91						
				282	H	South Carolina St.	60 65	100	A	Virginia	62 100						
				339	A	Howard	58 50	276	N	Northern Ill.	59 79						
				289	H	Morgan St.	56 64	272	A	UNLV	78 91						
				47	A	Pittsburgh	58 93	285	A	Mt. St. Mary's	64 73						

Non-Div I Games:	Wilmington (DE)	74	44	Millersville	71	60
------------------	-----------------	----	----	--------------	----	----

Delaware St.

Loss, Non-Conf, S Site, H Home A Away N Neutral

Average RPI Win:	298	WON-LOST	WINNING	LAST 10	STRENGTH OF	OPP. STRENGTH	TEAM	ADJ.	CONF.	ADJ CONF.
Average RPI Loss:	169	RECORD	PCT. RANK	GAMES	SCHEDULE	OF SCHEDULE	RPI	RPI	RPI	RPI
DIV. I ONLY	7- 14	258	5- 5	333	226	314	314	25	25	
DIV. I NON-CONF.	3- 11	294	1- 4	334	211	338	338	25	25	
TOTALS	RPI 1-25	RPI 26-50	W-L RECORDS	RPI 51-100	RPI 101-150	RPI 150+				
7- 14	0- 0	0- 0	OVERALL	0- 4	0- 2	7- 8				
5- 6	0- 0	0- 0	HOME	0- 1	0- 1	5- 4				
2- 6	0- 0	0- 0	AWAY	0- 3	0- 0	2- 3				
0- 2	0- 0	0- 0	NEUTRAL	0- 0	0- 1	0- 1				
3- 11	0- 0	0- 0	NON-CONFERENCE	0- 3	0- 2	3- 6				
2- 5	0- 0	0- 0	HOME	0- 1	0- 1	2- 3				
1- 4	0- 0	0- 0	AWAY	0- 2	0- 0	1- 2				
0- 2	0- 0	0- 0	NEUTRAL	0- 0	0- 1	0- 1				
4- 3	0- 0	0- 0	CONFERENCE	0- 1	0- 0	4- 2				
3- 1	0- 0	0- 0	HOME	0- 0	0- 0	3- 1				
1- 2	0- 0	0- 0	AWAY	0- 1	0- 0	1- 1				
0- 0	0- 0	0- 0	NEUTRAL	0- 0	0- 0	0- 0				

D  
e  
n  
v  
e  
rD  
e  
n  
v  
e  
r

RPI S	Opponent	Score	RPI S	Opponent	Score	RPI S	Opponent	Score	RPI S	Opponent	Score
						51	A Purdue	65	122	N Wright St.	72
						67	A South Dakota St.	85	125	H Hawaii	60
						92	A Colorado St.	81	165	H Siena	78
						95	H Colorado	77	181	H Belmont	72
									194	H Oral Roberts	57
									201	H Cal St. Fullerton	78
									224	A Wyoming	82
									235	H North Dakota St.	73
									244	H Western Ill.	93
									253	A IUPUI	71
									262	A Weber St.	65
									281	N UC Irvine	63
									309	A IPFW	75
									319	H Omaha	53
									338	A North Texas	55
									343	H UMKC	66
									348	H Air Force	66
LAST 12 Division I GAMES:											
309	A IPFW	82	75	67	A South Dakota St.	44	85	338	A North Texas	63	55
253	A IUPUI	54	71	281	N UC Irvine	55	63	51	A Purdue	51	65
244	H Western Ill.	66	93	122	N Wright St.	63	72	262	A Weber St.	63	65
235	H North Dakota St.	75	73								
319	H Omaha	60	53								
194	H Oral Roberts	66	57								

Non-Div I Games:

Denver

Average RPI Win: <b>240</b>	WON-LOST	WINNING	LAST 10	STRENGTH OF	OPP. STRENGTH	TEAM	ADJ.	CONF.	ADJ CONF.
Average RPI Loss: <b>157</b>	RECORD	PCT. RANK	GAMES	SCHEDULE	OF SCHEDULE	RPI	RPI	RPI	RPI
DIV. I ONLY	5- 12	280	3- 7	175	261	258	258	13	13
DIV. I NON-CONF.	3- 8	263	2- 4	266	257	274	274	13	13
TOTALS	RPI 1-25	RPI 26-50	W-L RECORDS	RPI 51-100	RPI 101-150	RPI 150+			
5- 12	0- 1	0- 1	OVERALL	0- 2	1- 1	4- 7			
3- 4	0- 1	0- 0	HOME	0- 1	0- 0	3- 2			
2- 7	0- 0	0- 1	AWAY	0- 1	1- 1	1- 4			
0- 1	0- 0	0- 0	NEUTRAL	0- 0	0- 0	0- 1			
3- 8	0- 0	0- 1	NON-CONFERENCE	0- 2	1- 0	2- 5			
1- 2	0- 0	0- 0	HOME	0- 1	0- 0	1- 1			
2- 5	0- 0	0- 1	AWAY	0- 1	1- 0	1- 3			
0- 1	0- 0	0- 0	NEUTRAL	0- 0	0- 0	0- 1			
2- 4	0- 1	0- 0	CONFERENCE	0- 0	0- 1	2- 2			
2- 2	0- 1	0- 0	HOME	0- 0	0- 0	2- 1			
0- 2	0- 0	0- 0	AWAY	0- 0	0- 1	0- 1			
0- 0	0- 0	0- 0	NEUTRAL	0- 0	0- 0	0- 0			

RPI	S	Opponent	Score	RPI	S	Opponent	Score	RPI	S	Opponent	Score	RPI	S	Opponent	Score	Team's RPI: 258
17	H	Green Bay	58 <b>75</b>	42	A	Michigan	57 <b>76</b>	69	A	Ohio	57 <b>60</b>	122	A	Wright St.	57 <b>76</b>	
								79	H	Western Mich.	57 <b>71</b>	127	A	Toledo	83 72	
												157	A	Cleveland St.	65 <b>71</b>	
												159	H	St. Bonaventure	56 <b>68</b>	
												161	A	Eastern Mich.	71 <b>75</b>	
												193	H	Ill.-Chicago	70 65	
												227	H	Oakland	73 62	
												234	A	Niagara	49 <b>71</b>	
												268	A	Cincinnati	38 <b>70</b>	
												277	H	Milwaukee	68 <b>84</b>	
												304	N	Southeast Mo. St.	51 <b>61</b>	
												309	A	IPFW	81 74	
												346	H	Delaware St.	74 52	
LAST 12 Division I GAMES:																
17	H	Green Bay	58 <b>75</b>	161	A	Eastern Mich.	71 <b>75</b>									
227	H	Oakland	73 62	268	A	Cincinnati	38 <b>70</b>									
157	A	Cleveland St.	65 <b>71</b>	79	H	Western Mich.	57 <b>71</b>									
193	H	Ill.-Chicago	70 65	346	H	Delaware St.	74 52									
122	A	Wright St.	57 <b>76</b>	127	A	Toledo	83 72									
277	H	Milwaukee	68 <b>84</b>	304	N	Southeast Mo. St.	51 <b>61</b>									

Non-Div I Games: Madonna 76 47 Marygrove 88 46

Detroit

Average RPI Win:	193	WON-LOST	WINNING	LAST 10	STRENGTH OF	OPP. STRENGTH	TEAM	ADJ.	CONF.	ADJ CONF.
Average RPI Loss:	82	RECORD	PCT. RANK	GAMES	SCHEDULE	OF SCHEDULE	RPI	RPI	RPI	RPI
DIV. I ONLY	11- 6	90	7- 2	143	115	83	83	18	18	
DIV. I NON-CONF.	4- 6	207	1- 3	23	93	95	95	15	15	
TOTALS	RPI 1-25	RPI 26-50	W-L RECORDS	RPI 51-100	RPI 101-150	RPI 150+				
11- 6	0- 2	0- 0	OVERALL	1- 3	4- 0	6- 1				
3- 3	0- 1	0- 0	HOME	0- 2	2- 0	1- 0				
7- 3	0- 1	0- 0	AWAY	0- 1	2- 0	5- 1				
1- 0	0- 0	0- 0	NEUTRAL	1- 0	0- 0	0- 0				
4- 6	0- 2	0- 0	NON-CONFERENCE	1- 3	1- 0	2- 1				
1- 3	0- 1	0- 0	HOME	0- 2	1- 0	0- 0				
2- 3	0- 1	0- 0	AWAY	0- 1	0- 0	2- 1				
1- 0	0- 0	0- 0	NEUTRAL	1- 0	0- 0	0- 0				
7- 0	0- 0	0- 0	CONFERENCE	0- 0	3- 0	4- 0				
2- 0	0- 0	0- 0	HOME	0- 0	1- 0	1- 0				
5- 0	0- 0	0- 0	AWAY	0- 0	2- 0	3- 0				
0- 0	0- 0	0- 0	NEUTRAL	0- 0	0- 0	0- 0				

RPI 1-25				RPI 26-50				RPI 51-100				Team's RPI: 83	RPI 101+			
RPI	S	Opponent	Score	RPI	S	Opponent	Score	RPI	S	Opponent	Score		RPI	S	Opponent	Score
11	H	Iowa	98 100					70	N	Fordham	62 56		114	A	UNI	76 72
24	A	Iowa St.	67 84					74	H	South Dakota	78 83		115	A	Indiana St.	72 65
								92	H	Colorado St.	56 69		128	H	Wisconsin	89 77
								94	A	Creighton	71 93		143	H	Southern Ill.	81 66
													191	A	UTSA	69 61
													198	A	SIUE	60 74
													204	A	Evansville	79 62
													239	A	Idaho St.	80 66
													296	A	Loyola Chicago	86 60
													299	H	Illinois St.	86 51
													323	A	Bradley	80 47
LAST 12 Division I GAMES:																
204	A	Evansville	79 62	296	A	Loyola Chicago	86 60	11	H	Iowa	98 100					
115	A	Indiana St.	72 65	94	A	Creighton	71 93	239	A	Idaho St.	80 66					
114	A	UNI	76 72	92	H	Colorado St.	56 69	70	N	Fordham	62 56					
143	H	Southern Ill.	81 66													
299	H	Illinois St.	86 51													
323	A	Bradley	80 47													

Non-Div I Games: Northwestern (IA) 102 58

Drake

■ Loss, 
 ■ Non-Conf, S Site, 
 ■ Home 
 ■ Away 
 N Neutral

Average RPI Win:	186	WON-LOST	WINNING	LAST 10	STRENGTH OF	OPP. STRENGTH	TEAM	ADJ.	CONF.	ADJ CONF.
Average RPI Loss:	71	RECORD	PCT. RANK	GAMES	SCHEDULE	OF SCHEDULE	RPI	RPI	RPI	RPI
DIV. I ONLY	12- 7	93	7- 3	72	86	62	62	12	12	
DIV. I NON-CONF.	6- 5	145	2- 2	89	47	83	83	11	11	
TOTALS	RPI 1-25	RPI 26-50	W-L RECORDS	RPI 51-100	RPI 101-150	RPI 150+				
12- 7	0- 1	0- 3	OVERALL	1- 1	4- 1	7- 1				
7- 1	0- 0	0- 0	HOME	1- 0	2- 1	4- 0				
3- 5	0- 1	0- 3	AWAY	0- 1	2- 0	1- 0				
2- 1	0- 0	0- 0	NEUTRAL	0- 0	0- 0	2- 1				
6- 5	0- 1	0- 2	NON-CONFERENCE	1- 1	2- 0	3- 1				
4- 0	0- 0	0- 0	HOME	1- 0	2- 0	1- 0				
0- 4	0- 1	0- 2	AWAY	0- 1	0- 0	0- 0				
2- 1	0- 0	0- 0	NEUTRAL	0- 0	0- 0	2- 1				
6- 2	0- 0	0- 1	CONFERENCE	0- 0	2- 1	4- 0				
3- 1	0- 0	0- 0	HOME	0- 0	0- 1	3- 0				
3- 1	0- 0	0- 1	AWAY	0- 0	2- 0	1- 0				
0- 0	0- 0	0- 0	NEUTRAL	0- 0	0- 0	0- 0				

RPI 1-25				RPI 26-50				RPI 51-100 Team's RPI: 62				RPI 101+			
RPI	S	Opponent	Score	RPI	S	Opponent	Score	RPI	S	Opponent	Score	RPI	S	Opponent	Score
20	A	Princeton	43 59	26	A	James Madison	51 66	88	H	Penn	67 58	106	A	Elon	57 47
				34	A	Quinnipiac	50 74	100	A	Virginia	66 72	111	H	Cornell	62 53
				47	A	Pittsburgh	53 72					112	A	Hofstra	63 56
												112	H	Hofstra	52 53
												118	H	Saint Joseph's	76 63
												159	N	St. Bonaventure	32 43
												177	A	William & Mary	49 46
												219	H	Delaware	61 56
												226	N	Sacred Heart	61 54
												252	H	Northeastern	58 35
												255	H	UNCW	58 53
												271	H	Colgate	59 51
												298	N	Miami (OH)	71 54
LAST 12 Division I GAMES:															
219	H	Delaware	61 56	106	A	Elon	57 47								
112	A	Hofstra	63 56	252	H	Northeastern	58 35								
26	A	James Madison	51 66	100	A	Virginia	66 72								
177	A	William & Mary	49 46	298	N	Miami (OH)	71 54								
255	H	UNCW	58 53	88	H	Penn	67 58								
112	H	Hofstra	52 53	34	A	Quinnipiac	50 74								

Non-Div I Games:

Drexel

■ Loss, 
 ■ Non-Conf, S Site, 
 ■ Home 
 ■ Away 
 N Neutral

RPI 1-25				Team's RPI: 16		RPI 26-50				RPI 51-100				RPI 101+			
RPI	S	Opponent	Score	RPI	S	Opponent	Score	RPI	S	Opponent	Score	RPI	S	Opponent	Score		
6	A	UConn	52 83	30	A	Nebraska	54 60	55	H	Miami (FL)	68 53	105	A	Boston College	56 60		
8	H	Kentucky	89 68	40	H	Syracuse	74 72					134	A	Old Dominion	82 66		
10	H	South Carolina	50 51									160	A	Alabama	90 40		
14	A	Florida St.	58 74									176	H	Wake Forest	70 63		
18	A	North Carolina	74 67									180	H	Buffalo	88 54		
22	H	Oklahoma	92 72									189	H	Virginia Tech	65 40		
25	A	Texas A&M	59 63									205	H	Stony Brook	72 42		
												246	H	N.C. A&T	87 36		
												256	H	UMass Lowell	95 48		
												273	H	Marquette	83 51		
LAST 12 Division I GAMES:																	
18	A	North Carolina	74 67	176	H	Wake Forest	70 63										
105	A	Boston College	56 60	246	H	N.C. A&T	87 36										
55	H	Miami (FL)	68 53	6	A	UConn	52 83										
189	H	Virginia Tech	65 40	8	H	Kentucky	89 68										
14	A	Florida St.	58 74	256	H	UMass Lowell	95 48										
40	H	Syracuse	74 72	22	H	Oklahoma	92 72										

Duke

Page 72



Average RPI Win:	209	WON-LOST	WINNING	LAST 10	STRENGTH OF	OPP. STRENGTH	TEAM	ADJ.	CONF.	ADJ CONF.
Average RPI Loss:	60	RECORD	PCT. RANK	GAMES	SCHEDULE	OF SCHEDULE	RPI	RPI	RPI	RPI
DIV. I ONLY	12- 8	115	6- 4	113	68	84	84	6	6	
DIV. I NON-CONF.	8- 5	123	3- 2	165	104	92	92	6	6	
TOTALS	RPI 1-25	RPI 26-50	W-L RECORDS	RPI 51-100	RPI 101-150	RPI 150+				
12- 8	0- 4	1- 1	OVERALL	0- 1	3- 1	8- 1				
7- 2	0- 1	1- 1	HOME	0- 0	1- 0	5- 0				
4- 6	0- 3	0- 0	AWAY	0- 1	2- 1	2- 1				
1- 0	0- 0	0- 0	NEUTRAL	0- 0	0- 0	1- 0				
8- 5	0- 2	1- 1	NON-CONFERENCE	0- 1	2- 0	5- 1				
3- 2	0- 1	1- 1	HOME	0- 0	0- 0	2- 0				
4- 3	0- 1	0- 0	AWAY	0- 1	2- 0	2- 1				
1- 0	0- 0	0- 0	NEUTRAL	0- 0	0- 0	1- 0				
4- 3	0- 2	0- 0	CONFERENCE	0- 0	1- 1	3- 0				
4- 0	0- 0	0- 0	HOME	0- 0	1- 0	3- 0				
0- 3	0- 2	0- 0	AWAY	0- 0	0- 1	0- 0				
0- 0	0- 0	0- 0	NEUTRAL	0- 0	0- 0	0- 0				

RPI S Opponent Score	RPI S Opponent Score	RPI S Opponent Score	RPI S Opponent Score
12 A Dayton 67 78	40 H Syracuse 84 90	61 A West Virginia 60 79	101 A Rhode Island 61 62
13 A George Washington 56 83	47 H Pittsburgh 87 77		116 A Lehigh 82 75
17 A Green Bay 52 84			118 H Saint Joseph's 63 54
20 H Princeton 62 79			137 A Ball St. 82 62
			171 H Saint Louis 77 64
			218 A Providence 56 67
			222 A Robert Morris 71 57
			223 H George Mason 88 54
			232 H Davidson 83 47
			280 N Jackson St. 90 72
			307 H Kent St. 86 60
			321 H Saint Francis (PA) 92 52
			339 A Howard 89 63
LAST 12 Division I GAMES:			
232 H Davidson 83 47	101 A Rhode Island 61 62		
13 A George Washington 56 83	116 A Lehigh 82 75		
118 H Saint Joseph's 63 54	218 A Providence 56 67		
171 H Saint Louis 77 64	321 H Saint Francis (PA) 92 52		
12 A Dayton 67 78	222 A Robert Morris 71 57		
223 H George Mason 88 54	61 A West Virginia 60 79		

Non-Div I Games:

Duquesne

■ Loss, 
■ Non-Conf, 
■ S Site, 
■ H Home 
■ A Away 
N Neutral

## East Carolina

Through Games Of Jan. 25, 2015

Average RPI Win:	198	WON-LOST	WINNING	LAST 10	STRENGTH OF	OPP. STRENGTH	TEAM	ADJ.	CONF.	ADJ CONF.
Average RPI Loss:	82	RECORD	PCT. RANK	GAMES	SCHEDULE	OF SCHEDULE	RPI	RPI	RPI	RPI
DIV. I ONLY	13- 7	83	5- 5	149	69	87	87	7	7	
DIV. I NON-CONF.	9- 2	35	3- 0	231	109	67	67	8	8	
TOTALS	RPI 1-25	RPI 26-50	W-L RECORDS	RPI 51-100	RPI 101-150	RPI 150+				
13- 7	0- 2	0- 2	OVERALL	1- 0	3- 1	9- 2				
5- 3	0- 1	0- 1	HOME	0- 0	1- 0	4- 1				
6- 3	0- 1	0- 0	AWAY	1- 0	1- 1	4- 1				
2- 1	0- 0	0- 1	NEUTRAL	0- 0	1- 0	1- 0				
9- 2	0- 0	0- 1	NON-CONFERENCE	1- 0	2- 0	6- 1				
4- 0	0- 0	0- 0	HOME	0- 0	0- 0	4- 0				
3- 1	0- 0	0- 0	AWAY	1- 0	1- 0	1- 1				
2- 1	0- 0	0- 1	NEUTRAL	0- 0	1- 0	1- 0				
4- 5	0- 2	0- 1	CONFERENCE	0- 0	1- 1	3- 1				
1- 3	0- 1	0- 1	HOME	0- 0	1- 0	0- 1				
3- 2	0- 1	0- 0	AWAY	0- 0	0- 1	3- 0				
0- 0	0- 0	0- 0	NEUTRAL	0- 0	0- 0	0- 0				

RPI 1-25				RPI 26-50				RPI 51-100				Team's RPI: 87	RPI 101+			
RPI	S	Opponent	Score	RPI	S	Opponent	Score	RPI	S	Opponent	Score		RPI	S	Opponent	Score
6	H	UConn	38 89	40	N	Syracuse	58 69	69	A	Ohio	76 68		101	A	Rhode Island	66 38
15	A	South Fla.	62 69	43	H	Tulane	63 76						128	N	Wisconsin	61 43
													149	A	Memphis	57 60
													149	H	Memphis	60 39
													157	A	Cleveland St.	57 59
													166	A	Tulsa	77 68
													166	H	Tulsa	63 74
													172	N	Fairfield	83 68
													219	H	Delaware	89 60
													243	A	SMU	67 49
													249	H	Bethune-Cookman	71 42
													251	A	Houston	87 46
													259	H	Col. of Charleston	68 55
													267	A	Loyola Maryland	82 33
													300	H	Norfolk St.	65 36
LAST 12 Division I GAMES:																
166	H	Tulsa	63 74	149	A	Memphis	57 60									
243	A	SMU	67 49	6	H	UConn	38 89									
149	H	Memphis	60 39	15	A	South Fla.	62 69									
166	A	Tulsa	77 68	300	H	Norfolk St.	65 36									
251	A	Houston	87 46	267	A	Loyola Maryland	82 33									
43	H	Tulane	63 76	69	A	Ohio	76 68									

Non-Div I Games:

East Carolina

■ Loss, 
 ■ Non-Conf, 
 ■ S Site, 
 ■ Home 
 ■ A Away 
 N Neutral

Average RPI Win:	253	WON-LOST	WINNING	LAST 10	STRENGTH OF	OPP. STRENGTH	TEAM	ADJ.	CONF.	ADJ CONF.
Average RPI Loss:	152	RECORD	PCT. RANK	GAMES	SCHEDULE	OF SCHEDULE	RPI	RPI	RPI	RPI
DIV. I ONLY	12- 7	93	7- 3	272	269	132	132	19	19	
DIV. I NON-CONF.	8- 7	157	5- 3	200	296	139	139	20	20	
TOTALS	RPI 1-25	RPI 26-50	W-L RECORDS	RPI 51-100	RPI 101-150	RPI 150+				
12- 7	0- 1	0- 0	OVERALL	0- 0	2- 3	10- 3				
5- 1	0- 0	0- 0	HOME	0- 0	1- 1	4- 0				
7- 5	0- 1	0- 0	AWAY	0- 0	1- 2	6- 2				
0- 1	0- 0	0- 0	NEUTRAL	0- 0	0- 0	0- 1				
8- 7	0- 1	0- 0	NON-CONFERENCE	0- 0	1- 3	7- 3				
3- 1	0- 0	0- 0	HOME	0- 0	1- 1	2- 0				
5- 5	0- 1	0- 0	AWAY	0- 0	0- 2	5- 2				
0- 1	0- 0	0- 0	NEUTRAL	0- 0	0- 0	0- 1				
4- 0	0- 0	0- 0	CONFERENCE	0- 0	1- 0	3- 0				
2- 0	0- 0	0- 0	HOME	0- 0	0- 0	2- 0				
2- 0	0- 0	0- 0	AWAY	0- 0	1- 0	1- 0				
0- 0	0- 0	0- 0	NEUTRAL	0- 0	0- 0	0- 0				

RPI 1-25				RPI 26-50				RPI 51-100				RPI 101+ Team's RPI: 132			
RPI	S	Opponent	Score	RPI	S	Opponent	Score	RPI	S	Opponent	Score	RPI	S	Opponent	Score
18	A	North Carolina	62 95									103	A	Furman	73 72
												115	A	Indiana St.	69 76
												141	A	Indiana	69 97
												147	H	Appalachian St.	70 76
												148	H	High Point	84 76
												175	H	Iona	76 64
												189	A	Virginia Tech	65 72
												199	N	Jacksonville St.	56 57
												215	A	Morehead St.	86 77
												223	A	George Mason	84 71
												250	H	Eastern Ky.	64 49
												255	A	UNCW	48 61
												294	H	UNC Greensboro	87 65
												321	A	Saint Francis (PA)	79 63
												322	A	Wofford	79 47
												322	H	Wofford	69 47
												332	A	UNC Asheville	81 68
												335	A	Alabama A&M	88 64
LAST 12 Division I GAMES:															
322	H	Wofford	69 47	199	N	Jacksonville St.	56 57								
294	H	UNC Greensboro	87 65	255	A	UNCW	48 61								
322	A	Wofford	79 47	215	A	Morehead St.	86 77								
103	A	Furman	73 72	250	H	Eastern Ky.	64 49								
18	A	North Carolina	62 95	335	A	Alabama A&M	88 64								
175	H	Iona	76 64	223	A	George Mason	84 71								

Non-Div I Games:

East Tenn. St.

■ Loss, 
■ Non-Conf, S Site, 
■ Home 
■ Away 
N Neutral

Average RPI Win:	271	WON-LOST	WINNING	LAST 10	STRENGTH OF	OPP. STRENGTH	TEAM	ADJ.	CONF.	ADJ CONF.
Average RPI Loss:	202	RECORD	PCT. RANK	GAMES	SCHEDULE	OF SCHEDULE	RPI	RPI	RPI	RPI
DIV. I ONLY	7- 14	258	4- 6	301	325	305	305	26	26	
DIV. I NON-CONF.	3- 10	287	0- 4	296	330	328	328	26	26	
TOTALS	RPI 1-25	RPI 26-50	W-L RECORDS	RPI 51-100	RPI 101-150	RPI 150+				
7- 14	0- 1	0- 0	OVERALL	0- 1	0- 1	7- 11				
5- 4	0- 0	0- 0	HOME	0- 0	0- 0	5- 4				
2- 7	0- 0	0- 0	AWAY	0- 0	0- 0	2- 7				
0- 3	0- 1	0- 0	NEUTRAL	0- 1	0- 1	0- 0				
3- 10	0- 1	0- 0	NON-CONFERENCE	0- 1	0- 1	3- 7				
2- 3	0- 0	0- 0	HOME	0- 0	0- 0	2- 3				
1- 4	0- 0	0- 0	AWAY	0- 0	0- 0	1- 4				
0- 3	0- 1	0- 0	NEUTRAL	0- 1	0- 1	0- 0				
4- 4	0- 0	0- 0	CONFERENCE	0- 0	0- 0	4- 4				
3- 1	0- 0	0- 0	HOME	0- 0	0- 0	3- 1				
1- 3	0- 0	0- 0	AWAY	0- 0	0- 0	1- 3				
0- 0	0- 0	0- 0	NEUTRAL	0- 0	0- 0	0- 0				

RPI S	Opponent	Score	RPI S	Opponent	Score	RPI S	Opponent	Score	RPI S	Opponent	Score	Team's RPI: 305
14 N	Florida St.	55 <b>91</b>				52 N	Northwestern	44 <b>92</b>	116 N	Lehigh	69 <b>72</b>	
									171 H	Saint Louis	49 <b>63</b>	
									181 H	Belmont	77 72	
									183 A	UT Martin	51 <b>81</b>	
									193 H	Ill.-Chicago	66 <b>78</b>	
									199 H	Jacksonville St.	66 63	
									215 A	Morehead St.	62 <b>67</b>	
									233 A	Tennessee St.	44 <b>57</b>	
									241 H	Austin Peay	63 <b>66</b>	
									244 A	Western Ill.	54 <b>63</b>	
									250 A	Eastern Ky.	68 42	
									253 A	IUPUI	44 <b>66</b>	
									276 H	Northern Ill.	55 46	
									277 A	Milwaukee	63 <b>72</b>	
									296 A	Loyola Chicago	52 <b>63</b>	
									319 H	Omaha	77 66	
									331 H	Tennessee Tech	67 59	
									338 A	North Texas	59 57	
									343 H	UMKC	53 <b>69</b>	
LAST 12 Division I GAMES:												
241 H	Austin Peay	63 <b>66</b>	199 H	Jacksonville St.	66 63							
183 A	UT Martin	51 <b>81</b>	331 H	Tennessee Tech	67 59							
215 A	Morehead St.	62 <b>67</b>	171 H	Saint Louis	49 <b>63</b>							
250 A	Eastern Ky.	68 42	116 N	Lehigh	69 <b>72</b>							
181 H	Belmont	77 72	52 N	Northwestern	44 <b>92</b>							
233 A	Tennessee St.	44 <b>57</b>	193 H	Ill.-Chicago	66 <b>78</b>							

Non-Div I Games:

Eastern Ill.

■ Loss, 
■ Non-Conf, 
■ S Site, 
■ H Home 
■ A Away 
N Neutral

Eastern Ky.

Through Games Of Jan. 25, 2015

Average RPI Win:	283	WON-LOST	WINNING	LAST 10	STRENGTH OF	OPP. STRENGTH	TEAM	ADJ.	CONF.	ADJ CONF.
Average RPI Loss:	179	RECORD	PCT. RANK	GAMES	SCHEDULE	OF SCHEDULE	RPI	RPI	RPI	RPI
DIV. I ONLY	7- 9	205	4- 6	289	334	250	250	26	26	
DIV. I NON-CONF.	4- 5	188	2- 2	179	318	189	189	26	26	
TOTALS	RPI 1-25	RPI 26-50	W-L RECORDS	RPI 51-100	RPI 101-150	RPI 150+				
7- 9	0- 0	0- 0	OVERALL	0- 2	1- 1	6- 6				
1- 4	0- 0	0- 0	HOME	0- 1	1- 0	0- 3				
4- 4	0- 0	0- 0	AWAY	0- 1	0- 1	4- 2				
2- 1	0- 0	0- 0	NEUTRAL	0- 0	0- 0	2- 1				
4- 5	0- 0	0- 0	NON-CONFERENCE	0- 2	1- 1	3- 2				
1- 1	0- 0	0- 0	HOME	0- 1	1- 0	0- 0				
1- 3	0- 0	0- 0	AWAY	0- 1	0- 1	1- 1				
2- 1	0- 0	0- 0	NEUTRAL	0- 0	0- 0	2- 1				
3- 4	0- 0	0- 0	CONFERENCE	0- 0	0- 0	3- 4				
0- 3	0- 0	0- 0	HOME	0- 0	0- 0	0- 3				
3- 1	0- 0	0- 0	AWAY	0- 0	0- 0	3- 1				
0- 0	0- 0	0- 0	NEUTRAL	0- 0	0- 0	0- 0				

RPI 1-25			RPI 26-50			RPI 51-100			RPI 101+			Team's RPI: 250
RPI	S	Opponent	Score	RPI	S	Opponent	Score	RPI	S	Opponent	Score	
						61 A West Virginia	42 67	110 H Marshall		63 58		
						98 H Richmond	56 70	132 A East Tenn. St.		49 64		
								183 A UT Martin		63 76		
								190 A Mercer		64 69		
								198 H SIUE		61 71		
								203 N North Florida		45 62		
								241 H Austin Peay		71 81		
								275 N Central Ark.		56 55		
								292 N Western Caro.		71 62		
								304 A Southeast Mo. St.		57 54		
								305 H Eastern Ill.		42 68		
								331 A Tennessee Tech		97 93		
								333 A Murray St.		64 59		
								335 A Alabama A&M		62 56		
LAST 12 Division I GAMES:												
331 A Tennessee Tech		97 93	241 H Austin Peay		71 81							
333 A Murray St.		64 59	98 H Richmond		56 70							
198 H SIUE		61 71	335 A Alabama A&M		62 56							
305 H Eastern Ill.		42 68	132 A East Tenn. St.		49 64							
304 A Southeast Mo. St.		57 54	110 H Marshall		63 58							
183 A UT Martin		63 76	203 N North Florida		45 62							

Non-Div I Games: Asbury 73 48

Eastern Ky.

Loss, Non-Conf, S Site, H Home A Away N Neutral

Average RPI Win:	225	WON-LOST	WINNING	LAST 10	STRENGTH OF	OPP. STRENGTH	TEAM	ADJ.	CONF.	ADJ CONF.
Average RPI Loss:	129	RECORD	PCT. RANK	GAMES	SCHEDULE	OF SCHEDULE	RPI	RPI	RPI	RPI
DIV. I ONLY	7- 7	163	4- 5	170	197	161	161	15	15	
DIV. I NON-CONF.	4- 4	158	3- 2	235	98	155	155	17	17	
TOTALS	RPI 1-25	RPI 26-50	W-L RECORDS	RPI 51-100	RPI 101-150	RPI 150+				
7- 7	0- 0	0- 1	OVERALL	0- 3	1- 0	6- 3				
4- 1	0- 0	0- 0	HOME	0- 1	0- 0	4- 0				
1- 6	0- 0	0- 1	AWAY	0- 2	1- 0	0- 3				
2- 0	0- 0	0- 0	NEUTRAL	0- 0	0- 0	2- 0				
4- 4	0- 0	0- 1	NON-CONFERENCE	0- 1	0- 0	4- 2				
2- 0	0- 0	0- 0	HOME	0- 0	0- 0	2- 0				
0- 4	0- 0	0- 1	AWAY	0- 1	0- 0	0- 2				
2- 0	0- 0	0- 0	NEUTRAL	0- 0	0- 0	2- 0				
3- 3	0- 0	0- 0	CONFERENCE	0- 2	1- 0	2- 1				
2- 1	0- 0	0- 0	HOME	0- 1	0- 0	2- 0				
1- 2	0- 0	0- 0	AWAY	0- 1	1- 0	0- 1				
0- 0	0- 0	0- 0	NEUTRAL	0- 0	0- 0	0- 0				

RPI 1-25			RPI 26-50			RPI 51-100			RPI 101+			Team's RPI: 161
RPI	S	Opponent	Score	RPI	S	Opponent	Score	RPI	S	Opponent	Score	Score
				42	A	Michigan	52 81	65	A	Akron	48 65	127 A Toledo 75 61
								69	H	Ohio	59 82	157 H Cleveland St. 71 68
								89	A	Michigan St.	61 69	170 A Tex.-Pan American 75 81
												194 A Oral Roberts 62 63
												201 N Cal St. Fullerton 78 74
												258 H Detroit 75 71
												262 N Weber St. 57 42
												270 H Bowling Green 64 52
												276 A Northern Ill. 48 54
												298 H Miami (OH) 56 38
LAST 12 Division I GAMES:												
127	A	Toledo	75 61	258	H	Detroit	75 71					
298	H	Miami (OH)	56 38	42	A	Michigan	52 81					
270	H	Bowling Green	64 52	194	A	Oral Roberts	62 63					
69	H	Ohio	59 82	157	H	Cleveland St.	71 68					
65	A	Akron	48 65	262	N	Weber St.	57 42					
276	A	Northern Ill.	48 54	201	N	Cal St. Fullerton	78 74					

Non-Div I Games: Kent St.-Tuscarawas 127 40 Madonna 88 68 Hillsdale 73 56

Eastern Mich.

EASTERN WASH.				THROUGH GAMES OF JAN. 19, 1918						
Average RPI Win:	227	WON-LOST	WINNING	LAST 10	STRENGTH OF	OPP. STRENGTH	TEAM	ADJ.	CONF.	ADJ CONF.
Average RPI Loss:	158	RECORD	PCT. RANK	GAMES	SCHEDULE	OF SCHEDULE	RPI	RPI	RPI	RPI
DIV. I ONLY	9- 7	135	1- 0	275	193	169	169	22	22	
DIV. I NON-CONF.	5- 4	139	1- 0	249	197	152	152	21	21	
TOTALS	RPI 1-25	RPI 26-50	W-L RECORDS	RPI 51-100	RPI 101-150	RPI 150+				
9- 7	0- 0	0- 1	OVERALL	1- 0	0- 3	8- 3				
4- 2	0- 0	0- 1	HOME	1- 0	0- 1	3- 0				
4- 5	0- 0	0- 0	AWAY	0- 0	0- 2	4- 3				
1- 0	0- 0	0- 0	NEUTRAL	0- 0	0- 0	1- 0				
5- 4	0- 0	0- 1	NON-CONFERENCE	1- 0	0- 1	4- 2				
2- 1	0- 0	0- 1	HOME	1- 0	0- 0	1- 0				
2- 3	0- 0	0- 0	AWAY	0- 0	0- 1	2- 2				
1- 0	0- 0	0- 0	NEUTRAL	0- 0	0- 0	1- 0				
4- 3	0- 0	0- 0	CONFERENCE	0- 0	0- 2	4- 1				
2- 1	0- 0	0- 0	HOME	0- 0	0- 1	2- 0				
2- 2	0- 0	0- 0	AWAY	0- 0	0- 1	2- 1				
0- 0	0- 0	0- 0	NEUTRAL	0- 0	0- 0	0- 0				

RPI 1-25				RPI 26-50				RPI 51-100				RPI 101+				Team's RPI: 169	
RPI	S	Opponent	Score	RPI	S	Opponent	Score	RPI	S	Opponent	Score	RPI	S	Opponent	Score		
				45	H	Gonzaga	60 61	58	H	Wichita St.	86 58	108	A	North Dakota	82 96		
												120	H	Sacramento St.	67 73		
												131	A	Boise St.	72 90		
												168	A	Florida	67 56		
												179	H	Idaho	71 65		
												186	A	Northern Colo.	56 64		
												239	A	Idaho St.	88 75		
												243	A	SMU	53 69		
												254	H	Portland	72 65		
												262	A	Weber St.	69 55		
												274	A	Abilene Christian	72 79		
												279	H	Portland St.	101 54		
												286	N	Ga. Southern	55 42		
												317	A	Utah Valley	68 62		
LAST 12 Division I GAMES:																	
				168	A	Florida	67 56	239	A	Idaho St.	88 75						
				108	A	North Dakota	82 96	262	A	Weber St.	69 55						
				186	A	Northern Colo.	56 64	286	N	Ga. Southern	55 42						
				120	H	Sacramento St.	67 73	254	H	Portland	72 65						
				279	H	Portland St.	101 54	131	A	Boise St.	72 90						
				179	H	Idaho	71 65	45	H	Gonzaga	60 61						

Non-Div I Games:	Saint Martin's	69	39	Central Wash.	83	70
------------------	----------------	----	----	---------------	----	----

Eastern Wash.

Loss, Non-Conf, S Site, H Home A Away N Neutral

# Elon

**E  
l  
o  
n**

Elon

Page 80



Average RPI Win:	252	WON-LOST	WINNING	LAST 10	STRENGTH OF	OPP. STRENGTH	TEAM	ADJ.	CONF.	ADJ CONF.
Average RPI Loss:	134	RECORD	PCT. RANK	GAMES	SCHEDULE	OF SCHEDULE	RPI	RPI	RPI	RPI
DIV. I ONLY	9- 9	163	5- 5	300	119	204	204	18	18	
DIV. I NON-CONF.	4- 6	207	1- 2	281	141	228	228	15	15	
TOTALS	RPI 1-25	RPI 26-50	W-L RECORDS	RPI 51-100	RPI 101-150	RPI 150+				
9- 9	0- 1	0- 0	OVERALL	0- 3	2- 2	7- 3				
5- 2	0- 0	0- 0	HOME	0- 1	1- 1	4- 0				
4- 7	0- 1	0- 0	AWAY	0- 2	1- 1	3- 3				
0- 0	0- 0	0- 0	NEUTRAL	0- 0	0- 0	0- 0				
4- 6	0- 1	0- 0	NON-CONFERENCE	0- 1	1- 1	3- 3				
3- 0	0- 0	0- 0	HOME	0- 0	1- 0	2- 0				
1- 6	0- 1	0- 0	AWAY	0- 1	0- 1	1- 3				
0- 0	0- 0	0- 0	NEUTRAL	0- 0	0- 0	0- 0				
5- 3	0- 0	0- 0	CONFERENCE	0- 2	1- 1	4- 0				
2- 2	0- 0	0- 0	HOME	0- 1	0- 1	2- 0				
3- 1	0- 0	0- 0	AWAY	0- 1	1- 0	2- 0				
0- 0	0- 0	0- 0	NEUTRAL	0- 0	0- 0	0- 0				

RPI 1-25				RPI 26-50				RPI 51-100				RPI 101+ Team's RPI: 204			
RPI	S	Opponent	Score	RPI	S	Opponent	Score	RPI	S	Opponent	Score	RPI	S	Opponent	Score
9	A	Louisville	51 73					58	A	Wichita St.	44 54	114	H	UNI	44 58
								61	A	West Virginia	39 83	137	A	Ball St.	70 76
								83	H	Drake	62 79	143	A	Southern Ill.	63 58
												146	H	Troy	94 85
												183	A	UT Martin	74 84
												185	A	Missouri St.	65 56
												241	H	Austin Peay	72 68
												253	A	IUPUI	50 62
												296	H	Loyola Chicago	63 38
												298	H	Miami (OH)	51 41
												299	A	Illinois St.	62 50
												309	A	IPFW	59 77
												323	H	Bradley	86 46
												333	A	Murray St.	93 83
LAST 12 Division I GAMES:															
83	H	Drake	62 79	58	A	Wichita St.	44 54								
114	H	UNI	44 58	185	A	Missouri St.	65 56								
143	A	Southern Ill.	63 58	9	A	Louisville	51 73								
299	A	Illinois St.	62 50	253	A	IUPUI	50 62								
323	H	Bradley	86 46	146	H	Troy	94 85								
296	H	Loyola Chicago	63 38	298	H	Miami (OH)	51 41								

Non-Div I Games: Oakland City 81 40

Evansville

Average RPI Win: <b>146</b>	WON-LOST	WINNING	LAST 10	STRENGTH OF	OPP. STRENGTH	TEAM	ADJ.	CONF.	ADJ CONF.
Average RPI Loss: <b>86</b>	RECORD	PCT. RANK	GAMES	SCHEDULE	OF SCHEDULE	RPI	RPI	RPI	RPI
DIV. I ONLY	17- 2	12	10- 0	46	94	21	21	11	11
DIV. I NON-CONF.	12- 2	26	7- 0	48	65	14	14	12	12
TOTALS	RPI 1-25	RPI 26-50	W-L RECORDS	RPI 51-100	RPI 101-150	RPI 150+			
17- 2	1- 0	2- 1	OVERALL	3- 0	3- 1	8- 0			
9- 0	1- 0	1- 0	HOME	0- 0	1- 0	6- 0			
4- 1	0- 0	0- 0	AWAY	1- 0	1- 1	2- 0			
4- 1	0- 0	1- 1	NEUTRAL	2- 0	1- 0	0- 0			
12- 2	1- 0	1- 1	NON-CONFERENCE	3- 0	2- 1	5- 0			
5- 0	1- 0	0- 0	HOME	0- 0	0- 0	4- 0			
3- 1	0- 0	0- 0	AWAY	1- 0	1- 1	1- 0			
4- 1	0- 0	1- 1	NEUTRAL	2- 0	1- 0	0- 0			
5- 0	0- 0	1- 0	CONFERENCE	0- 0	1- 0	3- 0			
4- 0	0- 0	1- 0	HOME	0- 0	1- 0	2- 0			
1- 0	0- 0	0- 0	AWAY	0- 0	0- 0	1- 0			
0- 0	0- 0	0- 0	NEUTRAL	0- 0	0- 0	0- 0			

RPI 1-25				RPI 26-50				RPI 51-100				RPI 101+			
RPI	S	Opponent	Score	RPI	S	Opponent	Score	RPI	S	Opponent	Score	RPI	S	Opponent	Score
13	H	George Washington	88 75	34	N	Quinnipiac	71 65	58	N	Wichita St.	56 39	109	H	Kennesaw St.	61 47
				36	N	Ohio St.	83 90	72	A	Arkansas St.	74 68	113	N	Clemson	86 61
				44	H	Stetson	57 55	99	N	CSUN	73 64	129	A	Harvard	68 58
												135	A	Auburn	69 72
												152	H	Southern Miss.	78 62
												186	H	Northern Colo.	69 56
												203	H	North Florida	75 42
												218	H	Providence	68 58
												225	H	USC Upstate	79 61
												249	A	Bethune-Cookman	91 46
												266	A	Jacksonville	60 37
												312	H	FIU	97 49
LAST 12 Division I GAMES:															
109	H	Kennesaw St.	61 47	34	N	Quinnipiac	71 65								
225	H	USC Upstate	79 61	99	N	CSUN	73 64								
266	A	Jacksonville	60 37	72	A	Arkansas St.	74 68								
203	H	North Florida	75 42	186	H	Northern Colo.	69 56								
44	H	Stetson	57 55	249	A	Bethune-Cookman	91 46								
129	A	Harvard	68 58	218	H	Providence	68 58								

Non-Div I Games: Ave Maria 102 54

FGCU

Average RPI Win:	269	WON-LOST	WINNING	LAST 10	STRENGTH OF	OPP. STRENGTH	TEAM	ADJ.	CONF.	ADJ CONF.
Average RPI Loss:	160	RECORD	PCT. RANK	GAMES	SCHEDULE	OF SCHEDULE	RPI	RPI	RPI	RPI
DIV. I ONLY	3- 14	319	2- 8	204	208	312	312	17	17	
DIV. I NON-CONF.	3- 8	263	3- 3	301	256	329	329	18	18	
TOTALS	RPI 1-25	RPI 26-50	W-L RECORDS	RPI 51-100	RPI 101-150	RPI 150+				
3- 14	0- 1	0- 2	OVERALL	0- 1	0- 2	3- 8				
2- 8	0- 0	0- 1	HOME	0- 1	0- 1	2- 5				
0- 5	0- 1	0- 1	AWAY	0- 0	0- 1	0- 2				
1- 1	0- 0	0- 0	NEUTRAL	0- 0	0- 0	1- 1				
3- 8	0- 1	0- 0	NON-CONFERENCE	0- 1	0- 1	3- 5				
2- 5	0- 0	0- 0	HOME	0- 1	0- 1	2- 3				
0- 2	0- 1	0- 0	AWAY	0- 0	0- 0	0- 1				
1- 1	0- 0	0- 0	NEUTRAL	0- 0	0- 0	1- 1				
0- 6	0- 0	0- 2	CONFERENCE	0- 0	0- 1	0- 3				
0- 3	0- 0	0- 1	HOME	0- 0	0- 0	0- 2				
0- 3	0- 0	0- 1	AWAY	0- 0	0- 1	0- 1				
0- 0	0- 0	0- 0	NEUTRAL	0- 0	0- 0	0- 0				

RPI 1-25				RPI 26-50				RPI 51-100				RPI 101+ Team's RPI: 312			
RPI	S	Opponent	Score	RPI	S	Opponent	Score	RPI	S	Opponent	Score	RPI	S	Opponent	Score
21	A	FGCU	49 97	27	A	Western Ky.	42 81	100	H	Virginia	61 74	110	A	Marshall	61 67
				48	H	Middle Tenn.	60 75					135	H	Auburn	44 81
												157	H	Cleveland St.	65 73
												158	H	Arizona	58 65
												178	A	Fla. Atlantic	63 77
												178	H	Fla. Atlantic	63 79
												216	H	UCF	66 57
												242	H	UAB	45 68
												266	A	Jacksonville	64 76
												270	H	Bowling Green	68 55
												292	N	Western Caro.	69 83
												322	N	Wofford	83 75
												331	H	Tennessee Tech	56 73
LAST 12 Division I GAMES:															
178	A	Fla. Atlantic	63 77	270	H	Bowling Green	68 55								
27	A	Western Ky.	42 81	135	H	Auburn	44 81								
110	A	Marshall	61 67	322	N	Wofford	83 75								
242	H	UAB	45 68	292	N	Western Caro.	69 83								
48	H	Middle Tenn.	60 75	266	A	Jacksonville	64 76								
178	H	Fla. Atlantic	63 79	216	H	UCF	66 57								

Non-Div I Games:

FIU

■ Loss, 
■ Non-Conf, S Site, 
■ Home 
■ Away 
N Neutral

## Fairfield

Through Games Of Jan. 25, 2015

Average RPI Win:	243	WON-LOST	WINNING	LAST 10	STRENGTH OF	OPP. STRENGTH	TEAM	ADJ.	CONF.	ADJ CONF.
Average RPI Loss:	105	RECORD	PCT. RANK	GAMES	SCHEDULE	OF SCHEDULE	RPI	RPI	RPI	RPI
DIV. I ONLY	7- 12	245	5- 5	87	220	172	172	24	24	
DIV. I NON-CONF.	1- 8	322	0- 3	9	118	214	214	23	23	
TOTALS	RPI 1-25	RPI 26-50	W-L RECORDS	RPI 51-100	RPI 101-150	RPI 150+				
7- 12	0- 1	0- 3	OVERALL	1- 2	1- 3	5- 3				
3- 3	0- 0	0- 1	HOME	1- 0	0- 1	2- 1				
4- 7	0- 1	0- 2	AWAY	0- 1	1- 1	3- 2				
0- 2	0- 0	0- 0	NEUTRAL	0- 1	0- 1	0- 0				
1- 8	0- 1	0- 1	NON-CONFERENCE	1- 2	0- 3	0- 1				
1- 1	0- 0	0- 0	HOME	1- 0	0- 1	0- 0				
0- 5	0- 1	0- 1	AWAY	0- 1	0- 1	0- 1				
0- 2	0- 0	0- 0	NEUTRAL	0- 1	0- 1	0- 0				
6- 4	0- 0	0- 2	CONFERENCE	0- 0	1- 0	5- 2				
2- 2	0- 0	0- 1	HOME	0- 0	0- 0	2- 1				
4- 2	0- 0	0- 1	AWAY	0- 0	1- 0	3- 1				
0- 0	0- 0	0- 0	NEUTRAL	0- 0	0- 0	0- 0				

RPI 1-25				RPI 26-50				RPI 51-100				RPI 101+ Team's RPI: 172			
RPI	S	Opponent	Score	RPI	S	Opponent	Score	RPI	S	Opponent	Score	RPI	S	Opponent	Score
24	A	Iowa St.	63 76	34	A	Quinnipiac	43 83	61	A	West Virginia	53 67	110	N	Marshall	55 68
				34	H	Quinnipiac	66 67	87	N	East Carolina	68 83	111	H	Cornell	47 58
				39	A	Seton Hall	47 79	93	H	Butler	81 77	112	A	Hofstra	53 66
												124	A	Marist	56 55
												165	A	Siena	60 55
												195	A	La Salle	59 73
												221	A	Monmouth	33 59
												234	H	Niagara	64 66
												315	A	Rider	59 47
												315	H	Rider	43 40
												344	A	Saint Peter's	57 47
												344	H	Saint Peter's	57 46
LAST 12 Division I GAMES:															
				221	A	Monmouth	33 59	124	A	Marist	56 55				
				315	H	Rider	43 40	234	H	Niagara	64 66				
				344	A	Saint Peter's	57 47	195	A	La Salle	59 73				
				34	A	Quinnipiac	43 83	24	A	Iowa St.	63 76				
				315	A	Rider	59 47	39	A	Seton Hall	47 79				
				344	H	Saint Peter's	57 46	34	H	Quinnipiac	66 67				

Non-Div I Games:

Fairfield

■ Loss, 
 ■ Non-Conf, 
 ■ S Site, 
 ■ H Home 
 ■ A Away 
 N Neutral

Average RPI Win:	277	WON-LOST	WINNING	LAST 10	STRENGTH OF	OPP. STRENGTH	TEAM	ADJ.	CONF.	ADJ CONF.
Average RPI Loss:	219	RECORD	PCT. RANK	GAMES	SCHEDULE	OF SCHEDULE	RPI	RPI	RPI	RPI
DIV. I ONLY	5- 13	286	2- 8	332	330	327	327	27	27	
DIV. I NON-CONF.	3- 8	263	2- 3	313	313	310	310	27	27	
TOTALS	RPI 1-25	RPI 26-50	W-L RECORDS	RPI 51-100	RPI 101-150	RPI 150+				
5- 13	0- 0	0- 0	OVERALL	0- 1	1- 3	4- 9				
3- 5	0- 0	0- 0	HOME	0- 1	1- 1	2- 3				
2- 8	0- 0	0- 0	AWAY	0- 0	0- 2	2- 6				
0- 0	0- 0	0- 0	NEUTRAL	0- 0	0- 0	0- 0				
3- 8	0- 0	0- 0	NON-CONFERENCE	0- 1	1- 1	2- 6				
1- 3	0- 0	0- 0	HOME	0- 1	1- 1	0- 1				
2- 5	0- 0	0- 0	AWAY	0- 0	0- 0	2- 5				
0- 0	0- 0	0- 0	NEUTRAL	0- 0	0- 0	0- 0				
2- 5	0- 0	0- 0	CONFERENCE	0- 0	0- 2	2- 3				
2- 2	0- 0	0- 0	HOME	0- 0	0- 0	2- 2				
0- 3	0- 0	0- 0	AWAY	0- 0	0- 2	0- 1				
0- 0	0- 0	0- 0	NEUTRAL	0- 0	0- 0	0- 0				

RPI 1-25				RPI 26-50				RPI 51-100				RPI 101+ Team's RPI: 327			
RPI	S	Opponent	Score	RPI	S	Opponent	Score	RPI	S	Opponent	Score	RPI	S	Opponent	Score
								61	H	West Virginia	52 80	130	H	Bucknell	60 61
												138	A	Bryant	77 82
												144	H	Army	56 48
												150	A	Central Conn. St.	53 82
												165	A	Siena	63 72
												221	A	Monmouth	66 71
												256	A	UMass Lowell	67 78
												263	A	Brown	74 79
												265	H	NJIT	64 68
												285	H	Mt. St. Mary's	78 56
												287	A	LIU Brooklyn	71 81
												287	H	LIU Brooklyn	75 79
												302	A	Manhattan	73 54
												308	A	Columbia	55 72
												310	H	Wagner	72 70
												318	H	St. Francis Brooklyn	61 72
												344	A	Saint Peter's	76 59
LAST 12 Division I GAMES:															
				287	H	LIU Brooklyn	75 79					287	A	LIU Brooklyn	71 81
				285	H	Mt. St. Mary's	78 56					150	A	Central Conn. St.	53 82
				310	H	Wagner	72 70					165	A	Siena	63 72
				318	H	St. Francis Brooklyn	61 72					263	A	Brown	74 79
				138	A	Bryant	77 82					344	A	Saint Peter's	76 59
				308	A	Columbia	55 72					144	H	Army	56 48

Non-Div I Games:

Fairleigh Dickinson

■ Loss, 
 ■ Non-Conf, 
 ■ S Site, 
 ■ H Home 
 ■ A Away 
 N Neutral

Average RPI Win:	253	WON-LOST	WINNING	LAST 10	STRENGTH OF	OPP. STRENGTH	TEAM	ADJ.	CONF.	ADJ CONF.
Average RPI Loss:	121	RECORD	PCT. RANK	GAMES	SCHEDULE	OF SCHEDULE	RPI	RPI	RPI	RPI
DIV. I ONLY	8- 8	163	2- 1	164	235	178	178	17	17	
DIV. I NON-CONF.	5- 5	158	2- 1	181	277	193	193	18	18	
TOTALS	RPI 1-25	RPI 26-50	W-L RECORDS	RPI 51-100	RPI 101-150	RPI 150+				
8- 8	0- 0	0- 2	OVERALL	0- 2	0- 1	8- 3				
6- 2	0- 0	0- 1	HOME	0- 0	0- 0	6- 1				
2- 5	0- 0	0- 0	AWAY	0- 0	0- 0	2- 0				
0- 1	0- 0	0- 0	NEUTRAL	0- 0	0- 0	0- 1				
5- 5	0- 0	0- 0	NON-CONFERENCE	0- 2	0- 0	5- 3				
4- 1	0- 0	0- 0	HOME	0- 0	0- 0	4- 1				
1- 3	0- 0	0- 0	AWAY	0- 2	0- 0	1- 1				
0- 1	0- 0	0- 0	NEUTRAL	0- 0	0- 0	0- 1				
3- 3	0- 0	0- 2	CONFERENCE	0- 0	0- 1	3- 0				
2- 1	0- 0	0- 1	HOME	0- 0	0- 0	2- 0				
1- 2	0- 0	0- 1	AWAY	0- 0	0- 1	1- 0				
0- 0	0- 0	0- 0	NEUTRAL	0- 0	0- 0	0- 0				

RPI	S	Opponent	Score	RPI	S	Opponent	Score	RPI	S	Opponent	Score	RPI	S	Opponent	Score	Team's RPI: 178
27	A	Western Ky.	43 80	59	A	Long Beach St.	60 85	110	A	Marshall	59 66	151	N	New Mexico St.	44 57	
48	H	Middle Tenn.	69 101	92	A	Colorado St.	46 59	157	H	Cleveland St.	79 74	216	A	UCF	74 94	
								242	H	UAB	66 56	244	H	Western Ill.	90 88	
								249	A	Bethune-Cookman	88 68	252	H	Northeastern	81 74	
								255	H	UNCW	84 80	265	H	NJIT	57 65	
								312	A	FIU	79 63	312	H	FIU	77 63	
LAST 12 Division I GAMES:																
252	H	Northeastern	81 74	48	H	Middle Tenn.	69 101	242	H	UAB	66 56	312	A	FIU	79 63	
151	N	New Mexico St.	44 57	255	H	UNCW	84 80	59	A	Long Beach St.	60 85	27	A	Western Ky.	43 80	
244	H	Western Ill.	90 88	59	A	Long Beach St.	60 85	92	A	Colorado St.	46 59					
312	H	FIU	77 63	92	A	Colorado St.	46 59									
110	A	Marshall	59 66													
27	A	Western Ky.	43 80													

Non-Div I Games: Webber Int'l 111 76

Fla. Atlantic

Average RPI Win:	213	WON-LOST	WINNING	LAST 10	STRENGTH OF	OPP. STRENGTH	TEAM	ADJ.	CONF.	ADJ CONF.
Average RPI Loss:	88	RECORD	PCT. RANK	GAMES	SCHEDULE	OF SCHEDULE	RPI	RPI	RPI	RPI
DIV. I ONLY	10- 10	163	4- 6	138	84	168	168	3	3	
DIV. I NON-CONF.	8- 5	123	3- 2	272	213	203	203	5	5	
TOTALS	RPI 1-25	RPI 26-50	W-L RECORDS	RPI 51-100	RPI 101-150	RPI 150+				
10- 10	0- 3	1- 0	OVERALL	1- 3	1- 2	7- 2				
8- 5	0- 1	1- 0	HOME	1- 2	0- 1	6- 1				
2- 5	0- 2	0- 0	AWAY	0- 1	1- 1	1- 1				
0- 0	0- 0	0- 0	NEUTRAL	0- 0	0- 0	0- 0				
8- 5	0- 1	1- 0	NON-CONFERENCE	0- 1	0- 1	7- 2				
7- 2	0- 0	1- 0	HOME	0- 0	0- 1	6- 1				
1- 3	0- 1	0- 0	AWAY	0- 1	0- 0	1- 1				
0- 0	0- 0	0- 0	NEUTRAL	0- 0	0- 0	0- 0				
2- 5	0- 2	0- 0	CONFERENCE	1- 2	1- 1	0- 0				
1- 3	0- 1	0- 0	HOME	1- 2	0- 0	0- 0				
1- 2	0- 1	0- 0	AWAY	0- 0	1- 1	0- 0				
0- 0	0- 0	0- 0	NEUTRAL	0- 0	0- 0	0- 0				

RPI	S	Opponent	Score	RPI	S	Opponent	Score	RPI	S	Opponent	Score	RPI	S	Opponent	Score	Team's RPI: 168
8	A	Kentucky	56 62	44	H	Stetson	59 54	54	H	Arkansas	72 58	128	H	Wisconsin	48 51	
10	H	South Carolina	42 77					64	A	St. John's (NY)	66 72	133	A	Missouri	47 66	
14	A	Florida St.	51 77					76	H	LSU	65 68	135	A	Auburn	63 50	
								91	H	Ole Miss	57 64	169	H	Eastern Wash.	56 67	
												184	A	Savannah St.	58 68	
												189	H	Virginia Tech	73 44	
												203	H	North Florida	63 51	
												264	A	Georgetown	81 73	
												266	H	Jacksonville	84 73	
												288	H	Southern U.	78 49	
												341	H	Longwood	91 46	
												349	H	Charleston So.	92 64	
LAST 12 Division I GAMES:																
54	H	Arkansas	72 58	76	H	LSU	65 68	203	H	North Florida	63 51	169	H	Eastern Wash.	56 67	
10	H	South Carolina	42 77	288	H	Southern U.	78 49	44	H	Stetson	59 54	128	H	Wisconsin	48 51	
8	A	Kentucky	56 62													
133	A	Missouri	47 66													
91	H	Ole Miss	57 64													
135	A	Auburn	63 50													

Non-Div I Games:

Florida

■ Loss, 
 ■ Non-Conf, 
 ■ S Site, 
 ■ H Home 
 ■ A Away 
 N Neutral

Average RPI Win:	<b>298</b>	WON-LOST	WINNING	LAST 10	STRENGTH OF	OPP. STRENGTH	TEAM	ADJ.	CONF.	ADJ CONF.
Average RPI Loss:	<b>213</b>	RECORD	PCT. RANK	GAMES	SCHEDULE	OF SCHEDULE	RPI	RPI	RPI	RPI
DIV. I ONLY	<b>4- 13</b>	<b>301</b>	<b>2- 8</b>	<b>343</b>	<b>317</b>	<b>337</b>	<b>337</b>	<b>32</b>	<b>32</b>	
DIV. I NON-CONF.	<b>2- 9</b>	<b>297</b>	<b>1- 5</b>	<b>307</b>	<b>297</b>	<b>327</b>	<b>327</b>	<b>30</b>	<b>30</b>	
TOTALS	RPI 1-25	RPI 26-50	W-L RECORDS	RPI 51-100	RPI 101-150	RPI 150+				
4- 13	0- 0	0- 0	OVERALL	0- 2	0- 2	4- 9				
1- 4	0- 0	0- 0	HOME	0- 1	0- 1	1- 2				
1- 9	0- 0	0- 0	AWAY	0- 1	0- 1	1- 7				
2- 0	0- 0	0- 0	NEUTRAL	0- 0	0- 0	2- 0				
2- 9	0- 0	0- 0	NON-CONFERENCE	0- 1	0- 2	2- 6				
0- 2	0- 0	0- 0	HOME	0- 0	0- 1	0- 1				
0- 7	0- 0	0- 0	AWAY	0- 1	0- 1	0- 5				
2- 0	0- 0	0- 0	NEUTRAL	0- 0	0- 0	2- 0				
2- 4	0- 0	0- 0	CONFERENCE	0- 1	0- 0	2- 3				
1- 2	0- 0	0- 0	HOME	0- 1	0- 0	1- 1				
1- 2	0- 0	0- 0	AWAY	0- 0	0- 0	1- 2				
0- 0	0- 0	0- 0	NEUTRAL	0- 0	0- 0	0- 0				

RPI 1-25				RPI 26-50				RPI 51-100				RPI 101+ Team's RPI: 337					
RPI	S	Opponent	Score	RPI	S	Opponent	Score	RPI	S	Opponent	Score	RPI	S	Opponent	Score		
								55	A	Miami (FL)	47	83	109	A	Kennesaw St.	58	79
								85	H	Hampton	52	80	146	H	Troy	59	65
													160	A	Alabama	44	60
													190	A	Mercer	47	61
													243	A	SMU	46	77
													278	N	Sam Houston St.	69	67
													282	A	South Carolina St.	55	50
													283	A	Southeastern La.	67	69
													288	A	Southern U.	69	80
													289	A	Morgan St.	50	57
													294	N	UNC Greensboro	70	64
													300	H	Norfolk St.	50	68
													301	H	Alabama St.	49	64
													325	A	Coppin St.	65	70
													339	H	Howard	65	51
LAST 12 Division I GAMES:																	
339	H	Howard	65	51	109	A	Kennesaw St.	58	79								
325	A	Coppin St.	65	70	294	N	UNC Greensboro	70	64								
289	A	Morgan St.	50	57	55	A	Miami (FL)	47	83								
85	H	Hampton	52	80	283	A	Southeastern La.	67	69								
300	H	Norfolk St.	50	68	288	A	Southern U.	69	80								
190	A	Mercer	47	61	282	A	South Carolina St.	55	50								

Non-Div I Games: Webber Int'l 52 41

Florida A&amp;M

■ Loss, 
 ■ Non-Conf, 
 ■ S Site, 
 ■ H Home 
 ■ A Away 
 N Neutral



Average RPI Win:	150	WON-LOST	WINNING	LAST 10	STRENGTH OF	OPP. STRENGTH	TEAM	ADJ.	CONF.	ADJ CONF.
Average RPI Loss:	12	RECORD	PCT. RANK	GAMES	SCHEDULE	OF SCHEDULE	RPI	RPI	RPI	RPI
DIV. I ONLY	19- 2	7	9- 1	64	28	14	14	2	2	
DIV. I NON-CONF.	13- 1	5	5- 0	167	94	33	33	4	4	
TOTALS	RPI 1-25	RPI 26-50	W-L RECORDS	RPI 51-100	RPI 101-150	RPI 150+				
19- 2	2- 2	2- 0	OVERALL	1- 0	3- 0	11- 0				
10- 0	2- 0	1- 0	HOME	0- 0	0- 0	7- 0				
5- 1	0- 1	1- 0	AWAY	1- 0	1- 0	2- 0				
4- 1	0- 1	0- 0	NEUTRAL	0- 0	2- 0	2- 0				
13- 1	0- 1	1- 0	NON-CONFERENCE	1- 0	2- 0	9- 0				
6- 0	0- 0	0- 0	HOME	0- 0	0- 0	6- 0				
3- 0	0- 0	1- 0	AWAY	1- 0	0- 0	1- 0				
4- 1	0- 1	0- 0	NEUTRAL	0- 0	2- 0	2- 0				
6- 1	2- 1	1- 0	CONFERENCE	0- 0	1- 0	2- 0				
4- 0	2- 0	1- 0	HOME	0- 0	0- 0	1- 0				
2- 1	0- 1	0- 0	AWAY	0- 0	1- 0	1- 0				
0- 0	0- 0	0- 0	NEUTRAL	0- 0	0- 0	0- 0				

RPI 1-25				Team's RPI: 14				RPI 26-50				RPI 51-100				RPI 101+			
RPI	S	Opponent	Score		RPI	S	Opponent	Score		RPI	S	Opponent	Score		RPI	S	Opponent	Score	
1	A	Notre Dame	68	74	43	A	Tulane	65	54	51	A	Purdue	67	64	103	N	Furman	94	63
9	H	Louisville	68	63	47	H	Pittsburgh	58	43						113	A	Clemson	82	52
16	H	Duke	74	58											140	N	Hartford	69	59
23	N	Washington	68	80											163	N	Massachusetts	73	47
															168	H	Florida	77	51
															174	A	Temple	66	62
															176	H	Wake Forest	110	80
															184	H	Savannah St.	97	51
															189	A	Virginia Tech	59	44
															203	H	North Florida	79	58
															242	H	UAB	92	62
															249	H	Bethune-Cookman	103	34
															266	H	Jacksonville	73	46
															305	N	Eastern Ill.	91	55
LAST 12 Division I GAMES:																			
176	H	Wake Forest	110	80	1	A	Notre Dame	68	74	266	H	Jacksonville	73	46					
9	H	Louisville	68	63	43	A	Tulane	65	54	47	H	Pittsburgh	58	43	184	H	Savannah St.	97	51
189	A	Virginia Tech	59	44	203	H	North Florida	79	58	163	N	Massachusetts	73	47	140	N	Hartford	69	59
47	H	Pittsburgh	58	43	174	A	Temple	66	62	113	A	Clemson	82	52	103	N	Furman	94	63
16	H	Duke	74	58															
113	A	Clemson	82	52															

Non-Div I Games:

Florida St.

■ Loss, 
 ■ Non-Conf, S Site, 
 ■ Home 
 ■ Away 
 N Neutral

Average RPI Win: <b>185</b>	WON-LOST	WINNING	LAST 10	STRENGTH OF	OPP. STRENGTH	TEAM	ADJ.	CONF.	ADJ CONF.
Average RPI Loss: <b>88</b>	RECORD	PCT. RANK	GAMES	SCHEDULE	OF SCHEDULE	RPI	RPI	RPI	RPI
DIV. I ONLY	14- 6	62	8- 2	81	178	70	70	6	6
DIV. I NON-CONF.	8- 5	123	4- 1	91	239	97	97	6	6
TOTALS	RPI 1-25	RPI 26-50	W-L RECORDS	RPI 51-100	RPI 101-150	RPI 150+			
14- 6	0- 1	0- 2	OVERALL	1- 1	4- 0	9- 2			
8- 3	0- 1	0- 1	HOME	1- 0	3- 0	4- 1			
5- 2	0- 0	0- 0	AWAY	0- 0	1- 0	4- 0			
1- 1	0- 0	0- 0	NEUTRAL	0- 1	0- 0	1- 0			
8- 5	0- 1	0- 2	NON-CONFERENCE	0- 1	2- 0	6- 1			
4- 3	0- 1	0- 1	HOME	0- 0	1- 0	3- 1			
3- 1	0- 0	0- 1	AWAY	0- 0	1- 0	2- 0			
1- 1	0- 0	0- 0	NEUTRAL	0- 1	0- 0	1- 0			
6- 1	0- 0	0- 0	CONFERENCE	1- 0	2- 0	3- 1			
4- 0	0- 0	0- 0	HOME	1- 0	2- 0	1- 0			
2- 1	0- 0	0- 0	AWAY	0- 0	0- 0	2- 1			
0- 0	0- 0	0- 0	NEUTRAL	0- 0	0- 0	0- 0			

RPI 1-25				RPI 26-50				RPI 51-100				Team's RPI: 70	RPI 101+			
RPI	S	Opponent	Score	RPI	S	Opponent	Score	RPI	S	Opponent	Score		RPI	S	Opponent	Score
20	H	Princeton	53 67	39	H	Seton Hall	43 56	83	N	Drake	56 62		102	H	VCU	60 51
				40	A	Syracuse	42 59	98	H	Richmond	65 64		112	H	Hofstra	60 46
													118	H	Saint Joseph's	57 47
													150	A	Central Conn. St.	72 36
													159	A	St. Bonaventure	72 62
													163	H	Massachusetts	65 42
													171	A	Saint Louis	50 54
													174	A	Temple	71 64
													175	H	Iona	51 72
													184	H	Savannah St.	63 53
													195	A	La Salle	70 59
													219	A	Delaware	49 44
													285	H	Mt. St. Mary's	61 37
													302	H	Manhattan	70 41
													326	N	Incarinate Word	74 42
LAST 12 Division I GAMES:																
				171	A	Saint Louis	50 54	98	H	Richmond	65 64					
				163	H	Massachusetts	65 42	20	H	Princeton	53 67					
				102	H	VCU	60 51	184	H	Savannah St.	63 53					
				118	H	Saint Joseph's	57 47	302	H	Manhattan	70 41					
				159	A	St. Bonaventure	72 62	150	A	Central Conn. St.	72 36					
				195	A	La Salle	70 59	174	A	Temple	71 64					

Non-Div I Games:

Fordham

■ Loss, 
 ■ Non-Conf, S Site, 
 ■ Home 
 ■ Away 
 N Neutral

Average RPI Win:	176	WON-LOST	WINNING	LAST 10	STRENGTH OF	OPP. STRENGTH	TEAM	ADJ.	CONF.	ADJ CONF.
Average RPI Loss:	85	RECORD	PCT. RANK	GAMES	SCHEDULE	OF SCHEDULE	RPI	RPI	RPI	RPI
DIV. I ONLY	13- 3	28	9- 0	107	116	35	35	21	21	
DIV. I NON-CONF.	6- 3	92	3- 1	10	137	20	20	19	19	
TOTALS	RPI 1-25	RPI 26-50	W-L RECORDS	RPI 51-100	RPI 101-150	RPI 150+				
13- 3	0- 1	0- 0	OVERALL	2- 1	1- 0	10- 1				
7- 0	0- 0	0- 0	HOME	1- 0	1- 0	5- 0				
6- 3	0- 1	0- 0	AWAY	1- 1	0- 0	5- 1				
0- 0	0- 0	0- 0	NEUTRAL	0- 0	0- 0	0- 0				
6- 3	0- 1	0- 0	NON-CONFERENCE	2- 1	1- 0	3- 1				
4- 0	0- 0	0- 0	HOME	1- 0	1- 0	2- 0				
2- 3	0- 1	0- 0	AWAY	1- 1	0- 0	1- 1				
0- 0	0- 0	0- 0	NEUTRAL	0- 0	0- 0	0- 0				
7- 0	0- 0	0- 0	CONFERENCE	0- 0	0- 0	7- 0				
3- 0	0- 0	0- 0	HOME	0- 0	0- 0	3- 0				
4- 0	0- 0	0- 0	AWAY	0- 0	0- 0	4- 0				
0- 0	0- 0	0- 0	NEUTRAL	0- 0	0- 0	0- 0				

RPI 1-25				RPI 26-50		Team's RPI: 35		RPI 51-100				RPI 101+			
RPI	S	Opponent	Score	RPI	S	Opponent	Score	RPI	S	Opponent	Score	RPI	S	Opponent	Score
13	A	George Washington	64 73					53	H	St. Mary's (CA)	60 56	136	H	UC Riverside	73 61
								77	A	Southern California	50 68	153	H	Cal Poly	67 56
								78	A	San Diego	93 88	154	A	Oregon	68 59
												164	A	Bakersfield	60 80
												182	H	New Mexico	71 65
												201	H	Cal St. Fullerton	57 52
												210	H	San Jose St.	58 46
												220	A	Nevada	62 44
												220	H	Nevada	65 43
												224	A	Wyoming	66 65
												229	A	San Diego St.	56 44
												231	A	Utah St.	70 64
LAST 12 Division I GAMES:															
220	A	Nevada	62 44	182	H	New Mexico	71 65								
224	A	Wyoming	66 65	154	A	Oregon	68 59								
210	H	San Jose St.	58 46	201	H	Cal St. Fullerton	57 52								
220	H	Nevada	65 43	53	H	St. Mary's (CA)	60 56								
231	A	Utah St.	70 64	13	A	George Washington	64 73								
229	A	San Diego St.	56 44	136	H	UC Riverside	73 61								

Non-Div I Games: Bethesda Christian 81 63 Cal St. Stanislaus 65 36

Fresno St.

Average RPI Win:	231	WON-LOST	WINNING	LAST 10	STRENGTH OF	OPP. STRENGTH	TEAM	ADJ.	CONF.	ADJ CONF.
Average RPI Loss:	71	RECORD	PCT. RANK	GAMES	SCHEDULE	OF SCHEDULE	RPI	RPI	RPI	RPI
DIV. I ONLY	10- 9	158	3- 6	63	157	103	103	19	19	
DIV. I NON-CONF.	9- 5	102	3- 2	143	158	84	84	20	20	
TOTALS	RPI 1-25	RPI 26-50	W-L RECORDS	RPI 51-100	RPI 101-150	RPI 150+				
10- 9	0- 2	0- 3	OVERALL	0- 0	2- 3	8- 1				
6- 2	0- 0	0- 1	HOME	0- 0	1- 1	5- 0				
3- 5	0- 0	0- 2	AWAY	0- 0	0- 2	3- 1				
1- 2	0- 2	0- 0	NEUTRAL	0- 0	1- 0	0- 0				
9- 5	0- 2	0- 1	NON-CONFERENCE	0- 0	2- 2	7- 0				
6- 0	0- 0	0- 0	HOME	0- 0	1- 0	5- 0				
2- 3	0- 0	0- 1	AWAY	0- 0	0- 2	2- 0				
1- 2	0- 2	0- 0	NEUTRAL	0- 0	1- 0	0- 0				
1- 4	0- 0	0- 2	CONFERENCE	0- 0	0- 1	1- 1				
0- 2	0- 0	0- 1	HOME	0- 0	0- 1	0- 0				
1- 2	0- 0	0- 1	AWAY	0- 0	0- 0	1- 1				
0- 0	0- 0	0- 0	NEUTRAL	0- 0	0- 0	0- 0				

RPI S	Opponent	Score	RPI S	Opponent	Score	RPI S	Opponent	Score	RPI S	Opponent	Score	Team's RPI: 103
14 N	Florida St.	63 94	32 A	Georgia	51 58				106 A	Elon	71 81	
23 N	Washington	69 101	33 A	Chattanooga	45 67				113 A	Clemson	69 79	
			33 H	Chattanooga	40 47				132 H	East Tenn. St.	72 73	
									140 N	Hartford	53 43	
									147 H	Appalachian St.	84 79	
									156 A	Samford	65 76	
									190 A	Mercer	58 55	
									217 A	Winthrop	73 55	
									225 H	USC Upstate	74 59	
									229 H	San Diego St.	60 43	
									232 H	Davidson	67 60	
									282 A	South Carolina St.	65 46	
									316 H	Coastal Caro.	90 56	
									332 H	UNC Asheville	81 71	
LAST 12 Division I GAMES:												
33 A	Chattanooga	45 67	282 A	South Carolina St.	65 46							
190 A	Mercer	58 55	106 A	Elon	71 81							
156 A	Samford	65 76	32 A	Georgia	51 58							
33 H	Chattanooga	40 47	332 H	UNC Asheville	81 71							
132 H	East Tenn. St.	72 73	147 H	Appalachian St.	84 79							
225 H	USC Upstate	74 59	316 H	Coastal Caro.	90 56							

Non-Div I Games: North Greenville 75 50 Southern Wesleyan 96 73

Furman

Loss, Non-Conf, S Site, H Home A Away N Neutral

## Ga. Southern

Through Games Of Jan. 25, 2015

Average RPI Win:	291	WON-LOST	WINNING	LAST 10	STRENGTH OF	OPP. STRENGTH	TEAM	ADJ.	CONF.	ADJ CONF.
Average RPI Loss:	157	RECORD	PCT. RANK	GAMES	SCHEDULE	OF SCHEDULE	RPI	RPI	RPI	RPI
DIV. I ONLY	3- 13	317	2- 8	187	287	286	286	16	16	
DIV. I NON-CONF.	2- 6	281	1- 3	151	334	276	276	16	16	
TOTALS	RPI 1-25	RPI 26-50	W-L RECORDS	RPI 51-100	RPI 101-150	RPI 150+				
3- 13	0- 0	0- 1	OVERALL	0- 1	0- 5	3- 6				
1- 4	0- 0	0- 0	HOME	0- 0	0- 3	1- 1				
1- 8	0- 0	0- 1	AWAY	0- 1	0- 2	1- 4				
1- 1	0- 0	0- 0	NEUTRAL	0- 0	0- 0	1- 1				
2- 6	0- 0	0- 1	NON-CONFERENCE	0- 0	0- 1	2- 4				
1- 2	0- 0	0- 0	HOME	0- 0	0- 1	1- 1				
0- 3	0- 0	0- 1	AWAY	0- 0	0- 0	0- 2				
1- 1	0- 0	0- 0	NEUTRAL	0- 0	0- 0	1- 1				
1- 7	0- 0	0- 0	CONFERENCE	0- 1	0- 4	1- 2				
0- 2	0- 0	0- 0	HOME	0- 0	0- 2	0- 0				
1- 5	0- 0	0- 0	AWAY	0- 1	0- 2	1- 2				
0- 0	0- 0	0- 0	NEUTRAL	0- 0	0- 0	0- 0				

RPI	S	Opponent	Score	RPI	S	Opponent	Score	RPI	S	Opponent	Score	RPI	S	Opponent	Score	Team's RPI: 286
32	A	Georgia	52	93	72	A	Arkansas St.	63	86	109	H	Kennesaw St.	51	72		
										139	H	La.-Lafayette	57	69		
										145	A	Texas St.	57	67		
										145	H	Texas St.	65	79		
										146	A	Troy	74	84		
										169	N	Eastern Wash.	42	55		
										187	A	La.-Monroe	66	72		
										190	H	Mercer	61	84		
										199	A	Jacksonville St.	52	78		
										248	A	Texas-Arlington	52	64		
										257	A	Lipscomb	74	80		
										266	H	Jacksonville	78	65		
										288	N	Southern U.	68	52		
										320	A	South Ala.	67	53		
LAST 12 Division I GAMES:																
187	A	La.-Monroe	66	72	145	H	Texas St.	65	79							
145	A	Texas St.	57	67	248	A	Texas-Arlington	52	64							
146	A	Troy	74	84	288	N	Southern U.	68	52							
139	H	La.-Lafayette	57	69	169	N	Eastern Wash.	42	55							
320	A	South Ala.	67	53	190	H	Mercer	61	84							
72	A	Arkansas St.	63	86	199	A	Jacksonville St.	52	78							

Non-Div I Games: Toccoa Falls 84 36

Ga. Southern

■ Loss, 
 ■ Non-Conf, 
 ■ S Site, 
 ■ Home 
 ■ A Away 
 N Neutral

Average RPI Win:	309	WON-LOST	WINNING	LAST 10	STRENGTH OF	OPP. STRENGTH	TEAM	ADJ.	CONF.	ADJ CONF.
Average RPI Loss:	212	RECORD	PCT. RANK	GAMES	SCHEDULE	OF SCHEDULE	RPI	RPI	RPI	RPI
DIV. I ONLY	5- 12	280	3- 6	338	337	324	324	30	30	
DIV. I NON-CONF.	2- 5	259	0- 2	341	262	326	326	33	33	
TOTALS	RPI 1-25	RPI 26-50	W-L RECORDS	RPI 51-100	RPI 101-150	RPI 150+				
5- 12	0- 0	0- 0	OVERALL	0- 0	0- 5	5- 7				
3- 3	0- 0	0- 0	HOME	0- 0	0- 0	3- 3				
2- 9	0- 0	0- 0	AWAY	0- 0	0- 5	2- 4				
0- 0	0- 0	0- 0	NEUTRAL	0- 0	0- 0	0- 0				
2- 5	0- 0	0- 0	NON-CONFERENCE	0- 0	0- 3	2- 2				
1- 1	0- 0	0- 0	HOME	0- 0	0- 0	1- 1				
1- 4	0- 0	0- 0	AWAY	0- 0	0- 3	1- 1				
0- 0	0- 0	0- 0	NEUTRAL	0- 0	0- 0	0- 0				
3- 7	0- 0	0- 0	CONFERENCE	0- 0	0- 2	3- 5				
2- 2	0- 0	0- 0	HOME	0- 0	0- 0	2- 2				
1- 5	0- 0	0- 0	AWAY	0- 0	0- 2	1- 3				
0- 0	0- 0	0- 0	NEUTRAL	0- 0	0- 0	0- 0				

RPI 1-25			RPI 26-50			RPI 51-100			RPI 101+ Team's RPI: 324		
RPI	S	Opponent	Score	RPI	S	Opponent	Score	RPI	S	Opponent	Score
								107	A	Liberty	47 56
								109	A	Kennesaw St.	47 50
								141	A	Indiana	54 115
								147	A	Appalachian St.	69 77
								148	A	High Point	57 72
								209	H	Radford	60 76
								217	A	Winthrop	79 65
								232	H	Davidson	67 68
								240	A	Presbyterian	50 55
								245	A	Campbell	74 75
								294	A	UNC Greensboro	60 76
								316	H	Coastal Caro.	82 74
								322	A	Wofford	65 60
								332	H	UNC Asheville	55 64
								340	H	N.C. Central	73 53
								341	A	Longwood	59 63
								349	H	Charleston So.	70 54
LAST 12 Division I GAMES:											
148	A	High Point	57 72	209	H	Radford	60 76				
332	H	UNC Asheville	55 64	341	A	Longwood	59 63				
245	A	Campbell	74 75	109	A	Kennesaw St.	47 50				
349	H	Charleston So.	70 54	107	A	Liberty	47 56				
217	A	Winthrop	79 65	294	A	UNC Greensboro	60 76				
316	H	Coastal Caro.	82 74	240	A	Presbyterian	50 55				

Non-Div I Games: Tenn. Temple 68 48 Montreat 118 37

Gardner-Webb

Loss, Non-Conf, S Site, H Home A Away N Neutral

Average RPI Win:	248	WON-LOST	WINNING	LAST 10	STRENGTH OF	OPP. STRENGTH	TEAM	ADJ.	CONF.	ADJ CONF.
Average RPI Loss:	168	RECORD	PCT. RANK	GAMES	SCHEDULE	OF SCHEDULE	RPI	RPI	RPI	RPI
DIV. I ONLY	11- 8	125	6- 4	322	246	223	223	6	6	
DIV. I NON-CONF.	8- 5	123	4- 2	347	293	273	273	6	6	
TOTALS	RPI 1-25	RPI 26-50	W-L RECORDS	RPI 51-100	RPI 101-150	RPI 150+				
11- 8	0- 0	0- 0	OVERALL	0- 2	0- 2	11- 4				
5- 3	0- 0	0- 0	HOME	0- 0	0- 2	5- 1				
3- 4	0- 0	0- 0	AWAY	0- 2	0- 0	3- 2				
3- 1	0- 0	0- 0	NEUTRAL	0- 0	0- 0	3- 1				
8- 5	0- 0	0- 0	NON-CONFERENCE	0- 0	0- 1	8- 4				
3- 2	0- 0	0- 0	HOME	0- 0	0- 1	3- 1				
2- 2	0- 0	0- 0	AWAY	0- 0	0- 0	2- 2				
3- 1	0- 0	0- 0	NEUTRAL	0- 0	0- 0	3- 1				
3- 3	0- 0	0- 0	CONFERENCE	0- 2	0- 1	3- 0				
2- 1	0- 0	0- 0	HOME	0- 0	0- 1	2- 0				
1- 2	0- 0	0- 0	AWAY	0- 2	0- 0	1- 0				
0- 0	0- 0	0- 0	NEUTRAL	0- 0	0- 0	0- 0				

RPI S	Opponent	Score	RPI S	Opponent	Score	RPI S	Opponent	Score	RPI S	Opponent	Score	Team's RPI: 223
						84	A Duquesne	54 88	101	H Rhode Island	45 57	
						98	A Richmond	49 77	132	H East Tenn. St.	71 84	
									159	H St. Bonaventure	68 55	
									171	H Saint Louis	66 57	
									187	N La.-Monroe	65 53	
									189	H Virginia Tech	77 69	
									195	A La Salle	73 71	
									206	A Towson	70 72	
									215	H Morehead St.	70 79	
									217	N Winthrop	69 57	
									236	A Navy	79 84	
									259	H Col. of Charleston	71 61	
									274	N Abilene Christian	86 88	
									321	A Saint Francis (PA)	86 77	
									341	A Longwood	83 61	
									345	N Mississippi Val.	71 62	
									346	H Delaware St.	110 91	
LAST 12 Division I GAMES:												
101	H Rhode Island	45 57	206	A Towson	70 72							
98	A Richmond	49 77	341	A Longwood	83 61							
159	H St. Bonaventure	68 55	187	N La.-Monroe	65 53							
195	A La Salle	73 71	217	N Winthrop	69 57							
84	A Duquesne	54 88	321	A Saint Francis (PA)	86 77							
171	H Saint Louis	66 57	132	H East Tenn. St.	71 84							

Non-Div I Games:

George Mason

Average RPI Win: 131		WON-LOST	WINNING	LAST 10	STRENGTH OF		OPP. STRENGTH	TEAM	ADJ.	CONF.	ADJ CONF.
Average RPI Loss: 13		RECORD	PCT. RANK	GAMES	SCHEDULE		OF SCHEDULE	RPI	RPI	RPI	RPI
DIV. I ONLY		17- 2	12	10- 0	44		25	13	13	6	6
DIV. I NON-CONF.		10- 2	31	5- 0	70		15	26	26	6	6
TOTALS		RPI 1-25	RPI 26-50		W-L RECORDS		RPI 51-100	RPI 101-150		RPI 150+	
17- 2	1- 2	1- 0		OVERALL		6- 0	3- 0		6- 0		
8- 1	0- 1	1- 0		HOME		3- 0	2- 0		2- 0		
7- 1	1- 1	0- 0		AWAY		1- 0	1- 0		4- 0		
2- 0	0- 0	0- 0		NEUTRAL		2- 0	0- 0		0- 0		
10- 2	0- 2	1- 0		NON-CONFERENCE		4- 0	1- 0		4- 0		
5- 1	0- 1	1- 0		HOME		1- 0	1- 0		2- 0		
3- 1	0- 1	0- 0		AWAY		1- 0	0- 0		2- 0		
2- 0	0- 0	0- 0		NEUTRAL		2- 0	0- 0		0- 0		
7- 0	1- 0	0- 0		CONFERENCE		2- 0	2- 0		2- 0		
3- 0	0- 0	0- 0		HOME		2- 0	1- 0		0- 0		
4- 0	1- 0	0- 0		AWAY		0- 0	1- 0		2- 0		
0- 0	0- 0	0- 0		NEUTRAL		0- 0	0- 0		0- 0		

RPI	S	Opponent	Score
4	H	Maryland	65 75
12	A	Dayton	69 66
21	A	FGCU	75 88

RPI	S	Opponent	Score
35	H	Fresno St.	73 64

RPI	S	Opponent	Score
51	N	Purdue	79 59
53	H	St. Mary's (CA)	70 52
57	N	North Carolina St.	74 66
73	A	American	63 52
84	H	Duquesne	83 56
98	H	Richmond	77 67

RPI	S	Opponent	Score
101	A	Rhode Island	59 49
118	H	Saint Joseph's	83 69
149	H	Memphis	63 44
163	A	Massachusetts	69 54
195	A	La Salle	67 48
206	A	Towson	82 48
264	H	Georgetown	72 60
267	A	Loyola Maryland	72 49
297	H	Grambling	89 51

## LAST 12 Division I GAMES:

195	A	La Salle	67 48
84	H	Duquesne	83 56
163	A	Massachusetts	69 54
101	A	Rhode Island	59 49
98	H	Richmond	77 67
118	H	Saint Joseph's	83 69
12	A	Dayton	69 66
206	A	Towson	82 48
267	A	Loyola Maryland	72 49
53	H	St. Mary's (CA)	70 52
149	H	Memphis	63 44
264	H	Georgetown	72 60

Non-Div I Games: Bowie St. 88 45

George Washington

■ Loss, 
 ■ Non-Conf, S Site, 
 ■ Home 
 ■ Away 
 N Neutral



## Georgetown

Through Games Of Jan. 25, 2015

Average RPI Win:	272	WON-LOST	WINNING	LAST 10	STRENGTH OF	OPP. STRENGTH	TEAM	ADJ.	CONF.	ADJ CONF.
Average RPI Loss:	108	RECORD	PCT. RANK	GAMES	SCHEDULE	OF SCHEDULE	RPI	RPI	RPI	RPI
DIV. I ONLY	4- 17	316	2- 8	91	98	264	264	9	9	
DIV. I NON-CONF.	2- 10	311	0- 3	114	125	279	279	9	9	
TOTALS	RPI 1-25	RPI 26-50	W-L RECORDS	RPI 51-100	RPI 101-150	RPI 150+				
4- 17	0- 2	0- 1	OVERALL	0- 7	0- 1	4- 6				
4- 6	0- 0	0- 1	HOME	0- 2	0- 1	4- 2				
0- 8	0- 2	0- 0	AWAY	0- 5	0- 0	0- 1				
0- 3	0- 0	0- 0	NEUTRAL	0- 0	0- 0	0- 3				
2- 10	0- 2	0- 0	NON-CONFERENCE	0- 2	0- 1	2- 5				
2- 3	0- 0	0- 0	HOME	0- 0	0- 1	2- 2				
0- 4	0- 2	0- 0	AWAY	0- 2	0- 0	0- 0				
0- 3	0- 0	0- 0	NEUTRAL	0- 0	0- 0	0- 3				
2- 7	0- 0	0- 1	CONFERENCE	0- 5	0- 0	2- 1				
2- 3	0- 0	0- 1	HOME	0- 2	0- 0	2- 0				
0- 4	0- 0	0- 0	AWAY	0- 3	0- 0	0- 1				
0- 0	0- 0	0- 0	NEUTRAL	0- 0	0- 0	0- 0				

RPI 1-25				RPI 26-50				RPI 51-100				RPI 101+ Team's RPI: 264			
RPI	S	Opponent	Score	RPI	S	Opponent	Score	RPI	S	Opponent	Score	RPI	S	Opponent	Score
13	A	George Washington	60 72	39	H	Seton Hall	85 99	64	H	St. John's (NY)	57 74	149	H	Memphis	46 63
20	A	Princeton	54 83					80	H	DePaul	85 105	159	H	St. Bonaventure	64 70
								82	A	Kansas	42 55	160	N	Alabama	58 72
								86	A	Villanova	57 69	167	A	Xavier	55 63
								93	A	Butler	58 63	168	H	Florida	73 81
								94	A	Creighton	61 76	174	N	Temple	58 81
								98	A	Richmond	57 65	192	N	Holy Cross	69 73
												218	H	Providence	69 61
												267	H	Loyola Maryland	71 44
												273	H	Marquette	83 76
												329	H	UMES	88 75
LAST 12 Division I GAMES:															
39	H	Seton Hall	85 99	80	H	DePaul	85 105								
64	H	St. John's (NY)	57 74	273	H	Marquette	83 76								
93	A	Butler	58 63	94	A	Creighton	61 76								
167	A	Xavier	55 63	159	H	St. Bonaventure	64 70								
86	A	Villanova	57 69	149	H	Memphis	46 63								
218	H	Providence	69 61	13	A	George Washington	60 72								

Non-Div I Games:

Georgetown

■ Loss, 
■ Non-Conf, 
S Site, 
■ Home 
■ Away 
N Neutral

Average RPI Win:	161	WON-LOST	WINNING	LAST 10	STRENGTH OF	OPP. STRENGTH	TEAM	ADJ.	CONF.	ADJ CONF.
Average RPI Loss:	43	RECORD	PCT. RANK	GAMES	SCHEDULE	OF SCHEDULE	RPI	RPI	RPI	RPI
DIV. I ONLY	17- 4	29	6- 4	76	53	32	32	3	3	
DIV. I NON-CONF.	12- 1	8	3- 1	248	105	50	50	5	5	
TOTALS	RPI 1-25	RPI 26-50	W-L RECORDS	RPI 51-100	RPI 101-150	RPI 150+				
17- 4	1- 1	2- 2	OVERALL	3- 1	3- 0	8- 0				
12- 0	1- 0	1- 0	HOME	2- 0	2- 0	6- 0				
5- 4	0- 1	1- 2	AWAY	1- 1	1- 0	2- 0				
0- 0	0- 0	0- 0	NEUTRAL	0- 0	0- 0	0- 0				
12- 1	0- 0	1- 1	NON-CONFERENCE	3- 0	1- 0	7- 0				
8- 0	0- 0	0- 0	HOME	2- 0	1- 0	5- 0				
4- 1	0- 0	1- 1	AWAY	1- 0	0- 0	2- 0				
0- 0	0- 0	0- 0	NEUTRAL	0- 0	0- 0	0- 0				
5- 3	1- 1	1- 1	CONFERENCE	0- 1	2- 0	1- 0				
4- 0	1- 0	1- 0	HOME	0- 0	1- 0	1- 0				
1- 3	0- 1	0- 1	AWAY	0- 1	1- 0	0- 0				
0- 0	0- 0	0- 0	NEUTRAL	0- 0	0- 0	0- 0				

RPI 1-25				RPI 26-50				Team's RPI: 32	RPI 51-100				RPI 101+			
RPI	S	Opponent	Score	RPI	S	Opponent	Score		RPI	S	Opponent	Score	RPI	S	Opponent	Score
3	A	Tennessee	51 59	36	A	Ohio St.	67 59		66	A	Georgia Tech	64 57	103	H	Furman	58 51
25	H	Texas A&M	54 51	38	A	Mississippi St.	56 64		68	H	TCU	62 53	133	H	Missouri	69 48
				39	A	Seton Hall	51 70		89	H	Michigan St.	69 60	135	A	Auburn	57 52
				41	H	Vanderbilt	64 53		91	A	Ole Miss	52 55	160	H	Alabama	64 47
LAST 12 Division I GAMES:																
3	A	Tennessee	51 59	160	H	Alabama	64 47		38	A	Mississippi St.	56 64				
25	H	Texas A&M	54 51	39	A	Seton Hall	51 70		181	H	Belmont	62 43				
41	H	Vanderbilt	64 53	103	H	Furman	58 51		286	H	Ga. Southern	93 52				
91	A	Ole Miss	52 55	89	H	Michigan St.	69 60		289	H	Morgan St.	68 36				
135	A	Auburn	57 52						325	H	Coppin St.	49 29				
133	H	Missouri	69 48						331	A	Tennessee Tech	74 51				

Non-Div I Games:

Georgia

Average RPI Win:	190	WON-LOST	WINNING	LAST 10	STRENGTH OF	OPP. STRENGTH	TEAM	ADJ.	CONF.	ADJ CONF.
Average RPI Loss:	142	RECORD	PCT. RANK	GAMES	SCHEDULE	OF SCHEDULE	RPI	RPI	RPI	RPI
DIV. I ONLY	7- 10	223	3- 7	102	241	211	211	16	16	
DIV. I NON-CONF.	4- 4	158	2- 1	205	287	233	233	16	16	
TOTALS	RPI 1-25	RPI 26-50	W-L RECORDS	RPI 51-100	RPI 101-150	RPI 150+				
7- 10	0- 0	0- 1	OVERALL	0- 1	2- 5	5- 3				
5- 7	0- 0	0- 1	HOME	0- 0	1- 4	4- 2				
2- 3	0- 0	0- 0	AWAY	0- 1	1- 1	1- 1				
0- 0	0- 0	0- 0	NEUTRAL	0- 0	0- 0	0- 0				
4- 4	0- 0	0- 0	NON-CONFERENCE	0- 0	0- 2	4- 2				
3- 3	0- 0	0- 0	HOME	0- 0	0- 2	3- 1				
1- 1	0- 0	0- 0	AWAY	0- 0	0- 0	1- 1				
0- 0	0- 0	0- 0	NEUTRAL	0- 0	0- 0	0- 0				
3- 6	0- 0	0- 1	CONFERENCE	0- 1	2- 3	1- 1				
2- 4	0- 0	0- 1	HOME	0- 0	1- 2	1- 1				
1- 2	0- 0	0- 0	AWAY	0- 1	1- 1	0- 0				
0- 0	0- 0	0- 0	NEUTRAL	0- 0	0- 0	0- 0				

RPI S	Opponent	Score	RPI S	Opponent	Score	RPI S	Opponent	Score	RPI S	Opponent	Score	Team's RPI: 211
			46	H UALR	55 75	72	A Arkansas St.	65 76	107	H Liberty	71 73	
									109	H Kennesaw St.	64 73	
									139	A La.-Lafayette	52 68	
									139	H La.-Lafayette	56 63	
									145	H Texas St.	74 69	
									146	H Troy	87 96	
									147	A Appalachian St.	76 71	
									156	H Samford	61 56	
									163	H Massachusetts	71 66	
									187	H La.-Monroe	80 72	
									195	H La Salle	68 76	
									203	A North Florida	72 59	
									215	A Morehead St.	72 74	
									248	H Texas-Arlington	39 45	
									331	H Tennessee Tech	72 60	
LAST 12 Division I GAMES:												
139	H La.-Lafayette	56 63	145	H Texas St.	74 69							
72	A Arkansas St.	65 76	46	H UALR	55 75							
147	A Appalachian St.	76 71	187	H La.-Monroe	80 72							
248	H Texas-Arlington	39 45	195	H La Salle	68 76							
146	H Troy	87 96	163	H Massachusetts	71 66							
139	A La.-Lafayette	52 68	331	H Tennessee Tech	72 60							

Non-Div I Games: Thomas (GA) 101 55

Georgia St.

Average RPI Win:	206	WON-LOST	WINNING	LAST 10	STRENGTH OF	OPP. STRENGTH	TEAM	ADJ.	CONF.	ADJ CONF.
Average RPI Loss:	31	RECORD	PCT. RANK	GAMES	SCHEDULE	OF SCHEDULE	RPI	RPI	RPI	RPI
DIV. I ONLY	13- 8	110	6- 4	66	54	66	66	2	2	
DIV. I NON-CONF.	10- 4	80	5- 0	191	198	115	115	4	4	
TOTALS	RPI 1-25	RPI 26-50	W-L RECORDS	RPI 51-100	RPI 101-150	RPI 150+				
13- 8	0- 4	0- 3	OVERALL	2- 1	4- 0	7- 0				
8- 2	0- 0	0- 2	HOME	0- 0	3- 0	5- 0				
4- 4	0- 3	0- 0	AWAY	1- 1	1- 0	2- 0				
1- 2	0- 1	0- 1	NEUTRAL	1- 0	0- 0	0- 0				
10- 4	0- 1	0- 2	NON-CONFERENCE	1- 1	2- 0	7- 0				
7- 1	0- 0	0- 1	HOME	0- 0	2- 0	5- 0				
2- 1	0- 0	0- 0	AWAY	0- 1	0- 0	2- 0				
1- 2	0- 1	0- 1	NEUTRAL	1- 0	0- 0	0- 0				
3- 4	0- 3	0- 1	CONFERENCE	1- 0	2- 0	0- 0				
1- 1	0- 0	0- 1	HOME	0- 0	1- 0	0- 0				
2- 3	0- 3	0- 0	AWAY	1- 0	1- 0	0- 0				
0- 0	0- 0	0- 0	NEUTRAL	0- 0	0- 0	0- 0				

RPI	S	Opponent	Score	RPI	S	Opponent	Score	RPI	S	Opponent	Score	RPI	S	Opponent	Score
1	A	Notre Dame	76 89	31	N	Minnesota	69 72	86	N	Villanova	71 63	105	A	Boston College	80 77
9	A	Louisville	48 75	32	H	Georgia	57 64	89	A	Michigan St.	73 79	109	H	Kennesaw St.	77 48
17	N	Green Bay	50 71	47	H	Pittsburgh	72 75	100	A	Virginia	68 62	113	H	Clemson	74 66
18	A	North Carolina	81 96									126	H	Louisiana Tech	96 81
												257	H	Lipscomb	71 53
												275	H	Central Ark.	88 50
												289	H	Morgan St.	105 76
												296	A	Loyola Chicago	92 57
												297	H	Grambling	97 64
												301	H	Alabama St.	77 53
												318	A	St. Francis Brooklyn	65 59
LAST 12 Division I GAMES:															
100	A	Virginia	68 62	9	A	Louisville	48 75	126	H	Louisiana Tech	96 81	257	H	Lipscomb	71 53
1	A	Notre Dame	76 89	47	H	Pittsburgh	72 75	318	A	St. Francis Brooklyn	65 59	301	H	Alabama St.	77 53
47	H	Pittsburgh	72 75	18	A	North Carolina	81 96	275	H	Central Ark.	88 50				
105	A	Boston College	80 77												
113	H	Clemson	74 66												

Non-Div I Games:

Georgia Tech

■ Loss, 
 ■ Non-Conf, 
 ■ S Site, 
 ■ H Home 
 ■ A Away 
 N Neutral

## Gonzaga

Through Games Of Jan. 25, 2015

Average RPI Win:	168	WON-LOST	WINNING	LAST 10	STRENGTH OF	OPP. STRENGTH	TEAM	ADJ.	CONF.	ADJ CONF.
Average RPI Loss:	46	RECORD	PCT. RANK	GAMES	SCHEDULE	OF SCHEDULE	RPI	RPI	RPI	RPI
DIV. I ONLY	16- 4	31	2- 0	80	81	45	45	8	8	
DIV. I NON-CONF.	7- 4	107	1- 0	82	77	69	69	7	7	
TOTALS	RPI 1-25	RPI 26-50	W-L RECORDS	RPI 51-100	RPI 101-150	RPI 150+				
16- 4	1- 1	0- 1	OVERALL	4- 2	1- 0	10- 0				
9- 1	1- 0	0- 1	HOME	2- 0	0- 0	6- 0				
7- 1	0- 0	0- 0	AWAY	2- 0	1- 0	4- 0				
0- 2	0- 1	0- 0	NEUTRAL	0- 1	0- 0	0- 0				
7- 4	1- 1	0- 1	NON-CONFERENCE	0- 2	0- 0	6- 0				
4- 1	1- 0	0- 1	HOME	0- 0	0- 0	3- 0				
3- 1	0- 0	0- 0	AWAY	0- 1	0- 0	3- 0				
0- 2	0- 1	0- 0	NEUTRAL	0- 1	0- 0	0- 0				
9- 0	0- 0	0- 0	CONFERENCE	4- 0	1- 0	4- 0				
5- 0	0- 0	0- 0	HOME	2- 0	0- 0	3- 0				
4- 0	0- 0	0- 0	AWAY	2- 0	1- 0	1- 0				
0- 0	0- 0	0- 0	NEUTRAL	0- 0	0- 0	0- 0				

RPI 1-25				RPI 26-50				Team's RPI: 45				RPI 51-100				RPI 101+			
RPI	S	Opponent	Score	RPI	S	Opponent	Score	RPI	S	Opponent	Score	RPI	S	Opponent	Score	RPI	S	Opponent	Score
11	N	Iowa	67 79	49	H	Washington St.	58 59	52	A	Northwestern	43 62	142	A	San Francisco	75 64				
12	H	Dayton	75 65					53	A	St. Mary's (CA)	52 42	169	A	Eastern Wash.	61 60				
								56	A	Pacific	73 63	188	H	Pepperdine	73 64				
								60	H	BYU	78 62	208	A	Santa Clara	78 70				
								73	N	American	56 59	212	A	Montana St.	89 60				
								78	H	San Diego	67 49	213	H	Southern Utah	70 51				
												224	A	Wyoming	70 56				
												239	H	Idaho St.	88 63				
												254	H	Portland	79 57				
												279	H	Portland St.	73 41				
												295	H	Loyola Marymount	76 62				
LAST 12 Division I GAMES:																			
254	H	Portland	79 57	208	A	Santa Clara	78 70												
279	H	Portland St.	73 41	142	A	San Francisco	75 64												
56	A	Pacific	73 63	78	H	San Diego	67 49												
53	A	St. Mary's (CA)	52 42	60	H	BYU	78 62												
295	H	Loyola Marymount	76 62	213	H	Southern Utah	70 51												
188	H	Pepperdine	73 64	52	A	Northwestern	43 62												

Non-Div I Games:

Gonzaga

■ Loss, 
 ■ Non-Conf, S Site, 
 ■ Home 
 ■ Away 
 N Neutral

Average RPI Win:	265	WON-LOST	WINNING	LAST 10	STRENGTH OF	OPP. STRENGTH	TEAM	ADJ.	CONF.	ADJ CONF.
Average RPI Loss:	152	RECORD	PCT. RANK	GAMES	SCHEDULE	OF SCHEDULE	RPI	RPI	RPI	RPI
DIV. I ONLY	3- 13	317	2- 8	192	210	297	297	33	33	
DIV. I NON-CONF.	1- 8	322	1- 4	28	11	217	217	31	31	
TOTALS	RPI 1-25	RPI 26-50	W-L RECORDS	RPI 51-100	RPI 101-150	RPI 150+				
3- 13	0- 2	0- 0	OVERALL	0- 4	0- 1	3- 6				
3- 1	0- 0	0- 0	HOME	0- 0	0- 0	3- 1				
0- 12	0- 2	0- 0	AWAY	0- 4	0- 1	0- 5				
0- 0	0- 0	0- 0	NEUTRAL	0- 0	0- 0	0- 0				
1- 8	0- 2	0- 0	NON-CONFERENCE	0- 4	0- 1	1- 1				
1- 0	0- 0	0- 0	HOME	0- 0	0- 0	1- 0				
0- 8	0- 2	0- 0	AWAY	0- 4	0- 1	0- 1				
0- 0	0- 0	0- 0	NEUTRAL	0- 0	0- 0	0- 0				
2- 5	0- 0	0- 0	CONFERENCE	0- 0	0- 0	2- 5				
2- 1	0- 0	0- 0	HOME	0- 0	0- 0	2- 1				
0- 4	0- 0	0- 0	AWAY	0- 0	0- 0	0- 4				
0- 0	0- 0	0- 0	NEUTRAL	0- 0	0- 0	0- 0				

RPI 1-25				RPI 26-50				RPI 51-100				RPI 101+ Team's RPI: 297			
RPI	S	Opponent	Score	RPI	S	Opponent	Score	RPI	S	Opponent	Score	RPI	S	Opponent	Score
13	A	George Washington	51 89					54	A	Arkansas	35 77	135	A	Auburn	42 92
23	A	Washington	53 84					66	A	Georgia Tech	64 97	158	A	Arizona	51 65
								81	A	Kansas St.	38 61	173	H	Northwestern St.	44 41
								91	A	Ole Miss	67 92	214	A	Prairie View	57 85
												228	A	Texas Southern	33 74
												280	H	Jackson St.	55 64
												288	H	Southern U.	57 56
												301	A	Alabama St.	30 53
												334	H	Alcorn	64 57
												335	A	Alabama A&M	56 59
LAST 12 Division I GAMES:															
280	H	Jackson St.	55 64	301	A	Alabama St.	30 53								
214	A	Prairie View	57 85	54	A	Arkansas	35 77								
228	A	Texas Southern	33 74	81	A	Kansas St.	38 61								
334	H	Alcorn	64 57	23	A	Washington	53 84								
288	H	Southern U.	57 56	173	H	Northwestern St.	44 41								
335	A	Alabama A&M	56 59	158	A	Arizona	51 65								

Non-Div I Games:      LSU-Shreveport      67   58      Tougaloo      98   59

Grambling

Loss, Non-Conf, S Site, H Home A Away N Neutral

## Grand Canyon

Through Games Of Jan. 25, 2015

Average RPI Win:	254	WON-LOST	WINNING	LAST 10	STRENGTH OF	OPP. STRENGTH	TEAM	ADJ.	CONF.	ADJ CONF.
Average RPI Loss:	201	RECORD	PCT. RANK	GAMES	SCHEDULE	OF SCHEDULE	RPI	RPI	RPI	RPI
DIV. I ONLY	5- 10	258	4- 5	299	280	293	293	31	31	
DIV. I NON-CONF.	4- 7	219	4- 3	327	273	304	304	32	32	
TOTALS	RPI 1-25	RPI 26-50	W-L RECORDS	RPI 51-100	RPI 101-150	RPI 150+				
5- 10	0- 1	0- 0	OVERALL	0- 0	0- 0	5- 9				
3- 4	0- 1	0- 0	HOME	0- 0	0- 0	3- 3				
2- 5	0- 0	0- 0	AWAY	0- 0	0- 0	2- 5				
0- 1	0- 0	0- 0	NEUTRAL	0- 0	0- 0	0- 1				
4- 7	0- 1	0- 0	NON-CONFERENCE	0- 0	0- 0	4- 6				
2- 3	0- 1	0- 0	HOME	0- 0	0- 0	2- 2				
2- 3	0- 0	0- 0	AWAY	0- 0	0- 0	2- 3				
0- 1	0- 0	0- 0	NEUTRAL	0- 0	0- 0	0- 1				
1- 3	0- 0	0- 0	CONFERENCE	0- 0	0- 0	1- 3				
1- 1	0- 0	0- 0	HOME	0- 0	0- 0	1- 1				
0- 2	0- 0	0- 0	AWAY	0- 0	0- 0	0- 2				
0- 0	0- 0	0- 0	NEUTRAL	0- 0	0- 0	0- 0				

RPI 1-25				RPI 26-50				RPI 51-100				RPI 101+ Team's RPI: 293			
RPI	S	Opponent	Score	RPI	S	Opponent	Score	RPI	S	Opponent	Score	RPI	S	Opponent	Score
9	H	Louisville	51 65									151	H	New Mexico St.	62 74
												164	A	Bakersfield	67 90
												170	H	Tex.-Pan American	69 54
												186	A	Northern Colo.	47 66
												194	A	Oral Roberts	54 51
												207	N	Northern Ky.	45 52
												220	H	Nevada	52 64
												235	H	North Dakota St.	69 54
												236	A	Navy	51 60
												241	A	Austin Peay	77 84
												281	H	UC Irvine	53 54
												317	A	Utah Valley	50 52
												326	A	Incarnate Word	72 67
												347	H	New Orleans	59 57
LAST 12 Division I GAMES:															
170	H	Tex.-Pan American	69 54	9	H	Louisville	51 65	194	A	Oral Roberts	54 51	220	H	Nevada	52 64
151	H	New Mexico St.	62 74	236	A	Navy	51 60	207	N	Northern Ky.	45 52	241	A	Austin Peay	77 84
317	A	Utah Valley	50 52	281	H	UC Irvine	53 54	164	A	Bakersfield	67 90	317	A	Utah Valley	50 52
164	A	Bakersfield	67 90	326	A	Incarnate Word	72 67	170	H	Tex.-Pan American	69 54	326	A	Incarnate Word	72 67
326	A	Incarnate Word	72 67	347	H	New Orleans	59 57	151	H	New Mexico St.	62 74	347	H	New Orleans	59 57
235	H	North Dakota St.	69 54					186	A	Northern Colo.	47 66				

Non-Div I Games: Western St. 76 52 San Diego Christian87 44

Grand Canyon

Loss, Non-Conf, S Site, H Home A Away N Neutral

Average RPI Win:	137	WON-LOST	WINNING	LAST 10	STRENGTH OF	OPP. STRENGTH	TEAM	ADJ.	CONF.	ADJ CONF.
Average RPI Loss:	20	RECORD	PCT. RANK	GAMES	SCHEDULE	OF SCHEDULE	RPI	RPI	RPI	RPI
DIV. I ONLY	14- 3	26	0- 1	37	33	17	17	13	13	
DIV. I NON-CONF.	9- 3	60	0- 1	40	3	17	17	13	13	
TOTALS	RPI 1-25	RPI 26-50	W-L RECORDS	RPI 51-100	RPI 101-150	RPI 150+				
14- 3	1- 2	1- 1	OVERALL	5- 0	2- 0	5- 0				
6- 0	0- 0	1- 0	HOME	2- 0	1- 0	2- 0				
6- 2	0- 1	0- 1	AWAY	2- 0	1- 0	3- 0				
2- 1	1- 1	0- 0	NEUTRAL	1- 0	0- 0	0- 0				
9- 3	1- 2	0- 1	NON-CONFERENCE	5- 0	1- 0	2- 0				
4- 0	0- 0	0- 0	HOME	2- 0	1- 0	1- 0				
3- 2	0- 1	0- 1	AWAY	2- 0	0- 0	1- 0				
2- 1	1- 1	0- 0	NEUTRAL	1- 0	0- 0	0- 0				
5- 0	0- 0	1- 0	CONFERENCE	0- 0	1- 0	3- 0				
2- 0	0- 0	1- 0	HOME	0- 0	0- 0	1- 0				
3- 0	0- 0	0- 0	AWAY	0- 0	1- 0	2- 0				
0- 0	0- 0	0- 0	NEUTRAL	0- 0	0- 0	0- 0				

RPI S	Opponent	Score	RPI S	Opponent	Score	RPI S	Opponent	Score	RPI S	Opponent	Score
5 N	Arizona St.	63 57	37 H	Youngstown St.	66 43	51 A	Purdue	81 78	122 A	Wright St.	68 59
6 N	UConn	53 89	41 A	Vanderbilt	64 68	66 N	Georgia Tech	71 50	128 H	Wisconsin	53 43
12 A	Dayton	66 72				67 A	South Dakota St.	77 75	157 A	Cleveland St.	65 61
						79 H	Western Mich.	70 55	258 A	Detroit	75 58
						84 H	Duquesne	84 52	273 A	Marquette	94 66
									277 H	Milwaukee	63 37
									311 H	Vermont	60 40
LAST 12 Division I GAMES:											
6 N	UConn	53 89	12 A	Dayton	66 72						
258 A	Detroit	75 58	311 H	Vermont	60 40						
157 A	Cleveland St.	65 61	128 H	Wisconsin	53 43						
277 H	Milwaukee	63 37	67 A	South Dakota St.	77 75						
37 H	Youngstown St.	66 43	79 H	Western Mich.	70 55						
122 A	Wright St.	68 59	5 N	Arizona St.	63 57						

Non-Div I Games: Davenport 53 40

Green Bay

Loss, Non-Conf, S Site, H Home A Away N Neutral



Average RPI Win:	228	WON-LOST	WINNING	LAST 10	STRENGTH OF	OPP. STRENGTH	TEAM	ADJ.	CONF.	ADJ CONF.
Average RPI Loss:	65	RECORD	PCT. RANK	GAMES	SCHEDULE	OF SCHEDULE	RPI	RPI	RPI	RPI
DIV. I ONLY	9- 10	182	6- 4	32	196	85	85	32	32	
DIV. I NON-CONF.	4- 9	243	2- 4	1	112	60	60	30	30	
TOTALS	RPI 1-25	RPI 26-50	W-L RECORDS	RPI 51-100	RPI 101-150	RPI 150+				
9- 10	0- 2	0- 3	OVERALL	2- 3	1- 1	6- 1				
3- 3	0- 2	0- 1	HOME	0- 0	0- 0	3- 0				
4- 7	0- 0	0- 2	AWAY	2- 3	0- 1	2- 1				
2- 0	0- 0	0- 0	NEUTRAL	0- 0	1- 0	1- 0				
4- 9	0- 2	0- 3	NON-CONFERENCE	2- 3	1- 1	1- 0				
0- 3	0- 2	0- 1	HOME	0- 0	0- 0	0- 0				
2- 6	0- 0	0- 2	AWAY	2- 3	0- 1	0- 0				
2- 0	0- 0	0- 0	NEUTRAL	0- 0	1- 0	1- 0				
5- 1	0- 0	0- 0	CONFERENCE	0- 0	0- 0	5- 1				
3- 0	0- 0	0- 0	HOME	0- 0	0- 0	3- 0				
2- 1	0- 0	0- 0	AWAY	0- 0	0- 0	2- 1				
0- 0	0- 0	0- 0	NEUTRAL	0- 0	0- 0	0- 0				

RPI 1-25				RPI 26-50				RPI 51-100				Team's RPI: 85	RPI 101+			
RPI	S	Opponent	Score	RPI	S	Opponent	Score	RPI	S	Opponent	Score		RPI	S	Opponent	Score
10	H	South Carolina	49 69	26	A	James Madison	53 85	52	A	Northwestern	36 62		116	A	Lehigh	67 85
20	H	Princeton	63 75	34	A	Quinnipiac	59 87	80	A	DePaul	67 86		135	N	Auburn	44 42
				49	H	Washington St.	60 74	81	A	Kansas St.	46 66		184	A	Savannah St.	55 61
								88	A	Penn	58 43		246	H	N.C. A&T	54 48
								98	A	Richmond	64 53		249	A	Bethune-Cookman	61 54
													270	N	Bowling Green	64 53
													289	H	Morgan St.	63 43
													337	A	Florida A&M	80 52
													340	H	N.C. Central	75 36
LAST 12 Division I GAMES:																
184	A	Savannah St.	55 61	135	N	Auburn	44 42	80	A	DePaul	67 86		26	A	James Madison	53 85
340	H	N.C. Central	75 36	270	N	Bowling Green	64 53	10	H	South Carolina	49 69		249	A	Bethune-Cookman	61 54
246	H	N.C. A&T	54 48	80	A	DePaul	67 86	20	H	Princeton	63 75		289	H	Morgan St.	63 43

Non-Div I Games:

Hampton

■ Loss, 
 ■ Non-Conf, S Site, 
 ■ Home 
 ■ Away 
 N Neutral

Average RPI Win:	225	WON-LOST	WINNING	LAST 10	STRENGTH OF	OPP. STRENGTH	TEAM	ADJ.	CONF.	ADJ CONF.
Average RPI Loss:	84	RECORD	PCT. RANK	GAMES	SCHEDULE	OF SCHEDULE	RPI	RPI	RPI	RPI
DIV. I ONLY	10- 11	181	5- 5	83	127	140	140	23	23	
DIV. I NON-CONF.	6- 8	197	3- 2	39	51	119	119	24	24	
TOTALS	RPI 1-25	RPI 26-50	W-L RECORDS	RPI 51-100	RPI 101-150	RPI 150+				
10- 11	0- 3	0- 1	OVERALL	0- 1	2- 4	8- 2				
5- 4	0- 0	0- 1	HOME	0- 0	0- 2	5- 1				
4- 3	0- 0	0- 0	AWAY	0- 1	2- 1	2- 1				
1- 4	0- 3	0- 0	NEUTRAL	0- 0	0- 1	1- 0				
6- 8	0- 3	0- 1	NON-CONFERENCE	0- 0	2- 3	4- 1				
3- 2	0- 0	0- 1	HOME	0- 0	0- 1	3- 0				
2- 2	0- 0	0- 0	AWAY	0- 0	2- 1	0- 1				
1- 4	0- 3	0- 0	NEUTRAL	0- 0	0- 1	1- 0				
4- 3	0- 0	0- 0	CONFERENCE	0- 1	0- 1	4- 1				
2- 2	0- 0	0- 0	HOME	0- 0	0- 1	2- 1				
2- 1	0- 0	0- 0	AWAY	0- 1	0- 0	2- 0				
0- 0	0- 0	0- 0	NEUTRAL	0- 0	0- 0	0- 0				

RPI 1-25			RPI 26-50			RPI 51-100			RPI 101+ Team's RPI: 140		
RPI	S	Opponent	Score	RPI	S	Opponent	Score	RPI	S	Opponent	Score
14	N	Florida St.	59 <b>69</b>	34	H	Quinnipiac	58 <b>70</b>	71	A	Albany (NY)	58 <b>82</b>
20	N	Princeton	51 <b>64</b>					103	N	Furman	43 <b>53</b>
23	N	Washington	70 <b>81</b>					105	H	Boston College	61 <b>73</b>
								111	A	Cornell	48 46
								117	H	Maine	57 <b>68</b>
								119	A	Dartmouth	43 <b>49</b>
								150	A	Central Conn. St.	75 63
								155	H	New Hampshire	63 <b>65</b>
								162	A	Lafayette	59 <b>74</b>
								184	N	Savannah St.	59 55
								197	H	Penn St.	62 57
								218	H	Providence	57 54
								226	H	Sacred Heart	68 63
								256	A	UMass Lowell	67 56
								291	H	Binghamton	59 44
								303	H	UMBC	70 63
								311	A	Vermont	62 46
LAST 12 Division I GAMES:											
71	A	Albany (NY)	58 <b>82</b>	311	A	Vermont	62 46				
155	H	New Hampshire	63 <b>65</b>	184	N	Savannah St.	59 55				
303	H	UMBC	70 63	20	N	Princeton	51 <b>64</b>				
256	A	UMass Lowell	67 56	34	H	Quinnipiac	58 <b>70</b>				
117	H	Maine	57 <b>68</b>	226	H	Sacred Heart	68 63				
291	H	Binghamton	59 44	197	H	Penn St.	62 57				

Non-Div I Games:

Hartford



Average RPI Win:	222	WON-LOST	WINNING	LAST 10	STRENGTH OF	OPP. STRENGTH	TEAM	ADJ.	CONF.	ADJ CONF.
Average RPI Loss:	78	RECORD	PCT. RANK	GAMES	SCHEDULE	OF SCHEDULE	RPI	RPI	RPI	RPI
DIV. I ONLY	9- 7	135	1- 0	144	120	125	125	14	14	
DIV. I NON-CONF.	6- 5	145	1- 0	131	156	143	143	14	14	
TOTALS	RPI 1-25	RPI 26-50	W-L RECORDS	RPI 51-100	RPI 101-150	RPI 150+				
9- 7	0- 1	0- 2	OVERALL	2- 2	1- 0	6- 2				
4- 4	0- 1	0- 2	HOME	0- 1	1- 0	3- 0				
5- 3	0- 0	0- 0	AWAY	2- 1	0- 0	3- 2				
0- 0	0- 0	0- 0	NEUTRAL	0- 0	0- 0	0- 0				
6- 5	0- 1	0- 2	NON-CONFERENCE	1- 1	0- 0	5- 1				
3- 4	0- 1	0- 2	HOME	0- 1	0- 0	3- 0				
3- 1	0- 0	0- 0	AWAY	1- 0	0- 0	2- 1				
0- 0	0- 0	0- 0	NEUTRAL	0- 0	0- 0	0- 0				
3- 2	0- 0	0- 0	CONFERENCE	1- 1	1- 0	1- 1				
1- 0	0- 0	0- 0	HOME	0- 0	1- 0	0- 0				
2- 2	0- 0	0- 0	AWAY	1- 1	0- 0	1- 1				
0- 0	0- 0	0- 0	NEUTRAL	0- 0	0- 0	0- 0				

RPI 1-25				RPI 26-50				RPI 51-100				RPI 101+				Team's RPI: 125
RPI	S	Opponent	Score	RPI	S	Opponent	Score	RPI	S	Opponent	Score	RPI	S	Opponent	Score	
18	H	North Carolina	65 74	28	H	California	72 79	56	H	Pacific	61 69	136	H	UC Riverside	69 58	
				29	H	Stanford	73 86	92	A	Colorado St.	63 58	153	A	Cal Poly	65 70	
								96	A	UC Davis	58 53	164	A	Bakersfield	69 78	
								99	A	CSUN	46 53	214	H	Prairie View	72 58	
												272	H	UNLV	79 70	
												281	A	UC Irvine	85 50	
												294	H	UNC Greensboro	74 54	
												295	A	Loyola Marymount	85 76	
												314	A	Denver	60 58	
LAST 12 Division I GAMES:																
214	H	Prairie View	72 58	294	H	UNC Greensboro	74 54	164	A	Bakersfield	69 78	56	H	Pacific	61 69	
281	A	UC Irvine	85 50	18	H	North Carolina	65 74	295	A	Loyola Marymount	85 76	92	A	Colorado St.	63 58	
96	A	UC Davis	58 53	29	H	Stanford	73 86	56	H	Pacific	61 69	96	A	UC Davis	58 53	
136	H	UC Riverside	69 58					18	H	North Carolina	65 74	99	A	CSUN	46 53	
99	A	CSUN	46 53					29	H	Stanford	73 86	153	A	Cal Poly	65 70	
153	A	Cal Poly	65 70													

Non-Div I Games:      BYU-Hawaii      92   40      Hawaii Pacific      76   68

Hawaii

Loss, Non-Conf, S Site, H Home A Away N Neutral

Average RPI Win:	267	WON-LOST	WINNING	LAST 10	STRENGTH OF	OPP. STRENGTH	TEAM	ADJ.	CONF.	ADJ CONF.
Average RPI Loss:	124	RECORD	PCT. RANK	GAMES	SCHEDULE	OF SCHEDULE	RPI	RPI	RPI	RPI
DIV. I ONLY	11- 7	111	6- 4	260	312	148	148	30	30	
DIV. I NON-CONF.	3- 5	214	1- 2	149	102	201	201	33	33	
TOTALS	RPI 1-25	RPI 26-50	W-L RECORDS	RPI 51-100	RPI 101-150	RPI 150+				
11- 7	0- 0	0- 1	OVERALL	0- 1	1- 3	10- 2				
8- 0	0- 0	0- 0	HOME	0- 0	1- 0	7- 0				
3- 7	0- 0	0- 0	AWAY	0- 0	0- 0	3- 0				
0- 0	0- 0	0- 0	NEUTRAL	0- 0	0- 0	0- 0				
3- 5	0- 0	0- 1	NON-CONFERENCE	0- 1	1- 2	2- 1				
3- 0	0- 0	0- 0	HOME	0- 0	1- 0	2- 0				
0- 5	0- 0	0- 1	AWAY	0- 1	0- 2	0- 1				
0- 0	0- 0	0- 0	NEUTRAL	0- 0	0- 0	0- 0				
8- 2	0- 0	0- 0	CONFERENCE	0- 0	0- 1	8- 1				
5- 0	0- 0	0- 0	HOME	0- 0	0- 0	5- 0				
3- 2	0- 0	0- 0	AWAY	0- 0	0- 1	3- 1				
0- 0	0- 0	0- 0	NEUTRAL	0- 0	0- 0	0- 0				

RPI 1-25			RPI 26-50			RPI 51-100			RPI 101+			Team's RPI: 148
RPI	S	Opponent	Score	RPI	S	Opponent	Score	RPI	S	Opponent	Score	
				30	A	Nebraska	57 83	57	A	North Carolina St.	62 66	
								102	A	VCU	59 81	
								106	H	Elon	87 71	
								107	A	Liberty	47 64	
								132	A	East Tenn. St.	76 84	
								177	H	William & Mary	87 80	
								209	A	Radford	58 61	
								217	H	Winthrop	81 55	
								232	A	Davidson	57 76	
								240	H	Presbyterian	54 49	
								245	H	Campbell	79 59	
								294	H	UNC Greensboro	78 67	
								316	A	Coastal Caro.	79 64	
								324	H	Gardner-Webb	72 57	
								332	A	UNC Asheville	67 50	
								341	H	Longwood	81 60	
								349	A	Charleston So.	77 44	
LAST 12 Division I GAMES:												
				209	A	Radford	58 61	107	A	Liberty	47 64	
				324	H	Gardner-Webb	72 57	316	A	Coastal Caro.	79 64	
				332	A	UNC Asheville	67 50	30	A	Nebraska	57 83	
				217	H	Winthrop	81 55	102	A	VCU	59 81	
				349	A	Charleston So.	77 44	294	H	UNC Greensboro	78 67	
				245	H	Campbell	79 59	240	H	Presbyterian	54 49	

Non-Div I Games: Brevard 72 65

High Point

■ Loss, 
 ■ Non-Conf, 
 ■ S Site, 
 ■ H Home 
 ■ A Away 
 N Neutral

Average RPI Win: <b>190</b>	WON-LOST	WINNING	LAST 10	STRENGTH OF	OPP. STRENGTH	TEAM	ADJ.	CONF.	ADJ CONF.
Average RPI Loss: <b>128</b>	RECORD	PCT. RANK	GAMES	SCHEDULE	OF SCHEDULE	RPI	RPI	RPI	RPI
DIV. I ONLY	12- 7	93	6- 4	194	105	112	112	12	12
DIV. I NON-CONF.	7- 4	107	3- 1	123	128	79	79	11	11
-----									
TOTALS	RPI 1-25	RPI 26-50	W-L RECORDS	RPI 51-100	RPI 101-150	RPI 150+			
12- 7	0- 0	0- 1	OVERALL	2- 2	2- 1	8- 3			
6- 3	0- 0	0- 1	HOME	0- 1	1- 1	5- 0			
6- 4	0- 0	0- 0	AWAY	2- 1	1- 0	3- 3			
0- 0	0- 0	0- 0	NEUTRAL	0- 0	0- 0	0- 0			
7- 4	0- 0	0- 1	NON-CONFERENCE	1- 1	2- 1	4- 1			
3- 2	0- 0	0- 1	HOME	0- 0	1- 1	2- 0			
4- 2	0- 0	0- 0	AWAY	1- 1	1- 0	2- 1			
0- 0	0- 0	0- 0	NEUTRAL	0- 0	0- 0	0- 0			
5- 3	0- 0	0- 0	CONFERENCE	1- 1	0- 0	4- 2			
3- 1	0- 0	0- 0	HOME	0- 1	0- 0	3- 0			
2- 2	0- 0	0- 0	AWAY	1- 0	0- 0	1- 2			
0- 0	0- 0	0- 0	NEUTRAL	0- 0	0- 0	0- 0			

RPI 1-25				RPI 26-50				RPI 51-100				RPI 101+ Team's RPI: 112			
RPI	S	Opponent	Score	RPI	S	Opponent	Score	RPI	S	Opponent	Score	RPI	S	Opponent	Score
				27	H	Western Ky.	65 70	62	A	Drexel	53 52	105	A	Boston College	75 61
								62	H	Drexel	56 63	114	H	UNI	61 58
								70	A	Fordham	46 60	150	H	Central Conn. St.	66 71
								71	A	Albany (NY)	65 55	172	H	Fairfield	66 53
												177	A	William & Mary	56 57
												189	A	Virginia Tech	43 60
												206	A	Towson	58 42
												219	A	Delaware	53 64
												222	H	Robert Morris	71 51
												252	H	Northeastern	85 83
												255	H	UNCW	71 57
												259	H	Col. of Charleston	78 53
												265	A	NJIT	62 47
												300	A	Norfolk St.	64 47
LAST 12 Division I GAMES:															
				177	A	William & Mary	56 57	252	H	Northeastern	85 83				
				62	H	Drexel	56 63	259	H	Col. of Charleston	78 53				
				255	H	UNCW	71 57	189	A	Virginia Tech	43 60				
				219	A	Delaware	53 64	105	A	Boston College	75 61				
				206	A	Towson	58 42	265	A	NJIT	62 47				
				62	A	Drexel	53 52	222	H	Robert Morris	71 51				

Non-Div I Games:

Hofstra

■ Loss, 
■ Non-Conf, S Site, 
■ Home 
■ Away 
N Neutral

## Holy Cross

Through Games Of Jan. 25, 2015

Average RPI Win:	220	WON-LOST	WINNING	LAST 10	STRENGTH OF	OPP. STRENGTH	TEAM	ADJ.	CONF.	ADJ CONF.
Average RPI Loss:	130	RECORD	PCT. RANK	GAMES	SCHEDULE	OF SCHEDULE	RPI	RPI	RPI	RPI
DIV. I ONLY	8- 13	237	5- 5	151	158	192	192	20	20	
DIV. I NON-CONF.	4- 9	243	2- 2	180	91	245	245	22	22	
TOTALS	RPI 1-25	RPI 26-50	W-L RECORDS	RPI 51-100	RPI 101-150	RPI 150+				
8- 13	0- 1	0- 1	OVERALL	0- 2	2- 6	6- 3				
2- 4	0- 0	0- 0	HOME	0- 1	1- 1	1- 2				
4- 6	0- 1	0- 0	AWAY	0- 0	1- 4	3- 1				
2- 3	0- 0	0- 1	NEUTRAL	0- 1	0- 1	2- 0				
4- 9	0- 1	0- 1	NON-CONFERENCE	0- 1	1- 4	3- 2				
2- 1	0- 0	0- 0	HOME	0- 0	1- 0	1- 1				
0- 5	0- 1	0- 0	AWAY	0- 0	0- 3	0- 1				
2- 3	0- 0	0- 1	NEUTRAL	0- 1	0- 1	2- 0				
4- 4	0- 0	0- 0	CONFERENCE	0- 1	1- 2	3- 1				
0- 3	0- 0	0- 0	HOME	0- 1	0- 1	0- 1				
4- 1	0- 0	0- 0	AWAY	0- 0	1- 1	3- 0				
0- 0	0- 0	0- 0	NEUTRAL	0- 0	0- 0	0- 0				

RPI 1-25			RPI 26-50			RPI 51-100			RPI 101+			Team's RPI: 192
RPI	S	Opponent	Score	RPI	S	Opponent	Score	RPI	S	Opponent	Score	
1	A	Notre Dame	29 104	34	N	Quinnipiac	67 74	73	H	American	63 74	105 H Boston College 80 64
								79	N	Western Mich.	40 51	116 H Lehigh 60 66
												119 A Dartmouth 53 69
												121 A Yale 70 83
												129 N Harvard 76 79
												130 A Bucknell 53 52
												138 A Bryant 68 74
												144 A Army 53 67
												162 A Lafayette 64 46
												163 A Massachusetts 61 72
												236 A Navy 60 44
												256 H UMass Lowell 78 63
												264 N Georgetown 73 69
												271 H Colgate 71 76
												300 N Norfolk St. 63 62
												302 H Manhattan 60 66
												306 A Boston U. 71 48
LAST 12 Division I GAMES:												
236	A	Navy	60 44	73	H	American	63 74					
162	A	Lafayette	64 46	306	A	Boston U.	71 48					
116	H	Lehigh	60 66	79	N	Western Mich.	40 51					
144	A	Army	53 67	300	N	Norfolk St.	63 62					
130	A	Bucknell	53 52	256	H	UMass Lowell	78 63					
271	H	Colgate	71 76	163	A	Massachusetts	61 72					

Non-Div I Games:

Holy Cross

  Loss, 
  Non-Conf, 
S Site, 
  Home 
  Away 
N Neutral

Average RPI Win: <b>259</b>	WON-LOST	WINNING	LAST 10	STRENGTH OF	OPP. STRENGTH	TEAM	ADJ.	CONF.	ADJ CONF.
Average RPI Loss: <b>144</b>	RECORD	PCT. RANK	GAMES	SCHEDULE	OF SCHEDULE	RPI	RPI	RPI	RPI
DIV. I ONLY	6- 13	271	2- 8	212	149	251	251	7	7
DIV. I NON-CONF.	5- 6	177	2- 2	253	279	224	224	8	8
TOTALS	RPI 1-25	RPI 26-50	W-L RECORDS	RPI 51-100	RPI 101-150	RPI 150+			
6- 13	0- 2	0- 2	OVERALL	0- 2	0- 1	6- 6			
1- 6	0- 1	0- 0	HOME	0- 1	0- 0	1- 4			
3- 5	0- 1	0- 1	AWAY	0- 1	0- 1	3- 1			
2- 2	0- 0	0- 1	NEUTRAL	0- 0	0- 0	2- 1			
5- 6	0- 1	0- 1	NON-CONFERENCE	0- 1	0- 0	5- 3			
1- 2	0- 0	0- 0	HOME	0- 0	0- 0	1- 2			
2- 2	0- 1	0- 0	AWAY	0- 1	0- 0	2- 0			
2- 2	0- 0	0- 1	NEUTRAL	0- 0	0- 0	2- 1			
1- 7	0- 1	0- 1	CONFERENCE	0- 1	0- 1	1- 3			
0- 4	0- 1	0- 0	HOME	0- 1	0- 0	0- 2			
1- 3	0- 0	0- 1	AWAY	0- 0	0- 1	1- 1			
0- 0	0- 0	0- 0	NEUTRAL	0- 0	0- 0	0- 0			

RPI 1-25				RPI 26-50				RPI 51-100				RPI 101+ Team's RPI: 251			
RPI	S	Opponent	Score	RPI	S	Opponent	Score	RPI	S	Opponent	Score	RPI	S	Opponent	Score
15	H	South Fla.	55 <b>71</b>	26	N	James Madison	60 <b>84</b>	87	H	East Carolina	46 <b>87</b>	149	A	Memphis	49 <b>84</b>
25	A	Texas A&M	55 <b>94</b>	43	A	Tulane	40 <b>70</b>	97	A	Texas Tech	54 <b>60</b>	166	A	Tulsa	52 <b>74</b>
												191	N	UTSA	56 53
												214	H	Prairie View	56 <b>61</b>
												216	H	UCF	50 <b>64</b>
												237	N	Nicholls St.	65 47
												239	N	Idaho St.	67 <b>73</b>
												243	A	SMU	63 45
												260	H	Rice	59 58
												268	H	Cincinnati	73 <b>76</b>
												284	A	A&M-Corpus Christi	68 66
												326	H	Incarinate Word	48 <b>50</b>
												338	A	North Texas	46 42
LAST 12 Division I GAMES:															
149	A	Memphis	49 <b>84</b>	43	A	Tulane	40 <b>70</b>	216	H	UCF	50 <b>64</b>				
15	H	South Fla.	55 <b>71</b>	268	H	Cincinnati	73 <b>76</b>	191	N	UTSA	56 53				
166	A	Tulsa	52 <b>74</b>	243	A	SMU	63 45	25	A	Texas A&M	55 <b>94</b>				
87	H	East Carolina	46 <b>87</b>												

Non-Div I Games:

Houston

■ Loss, 
 ■ Non-Conf, S Site, 
 ■ Home 
 ■ Away 
 N Neutral



## Houston Baptist

Through Games Of Jan. 25, 2015

Average RPI Win:	257	WON-LOST	WINNING	LAST 10	STRENGTH OF	OPP. STRENGTH	TEAM	ADJ.	CONF.	ADJ CONF.
Average RPI Loss:	194	RECORD	PCT. RANK	GAMES	SCHEDULE	OF SCHEDULE	RPI	RPI	RPI	RPI
DIV. I ONLY	4- 10	285	2- 6	294	283	290	290	29	29	
DIV. I NON-CONF.	2- 5	259	0- 2	141	268	191	191	28	28	
TOTALS	RPI 1-25	RPI 26-50	W-L RECORDS	RPI 51-100	RPI 101-150	RPI 150+				
4- 10	0- 0	0- 0	OVERALL	0- 2	1- 0	3- 8				
2- 3	0- 0	0- 0	HOME	0- 0	0- 0	2- 3				
2- 7	0- 0	0- 0	AWAY	0- 2	1- 0	1- 5				
0- 0	0- 0	0- 0	NEUTRAL	0- 0	0- 0	0- 0				
2- 5	0- 0	0- 0	NON-CONFERENCE	0- 2	1- 0	1- 3				
0- 1	0- 0	0- 0	HOME	0- 0	0- 0	0- 1				
2- 4	0- 0	0- 0	AWAY	0- 2	1- 0	1- 2				
0- 0	0- 0	0- 0	NEUTRAL	0- 0	0- 0	0- 0				
2- 5	0- 0	0- 0	CONFERENCE	0- 0	0- 0	2- 5				
2- 2	0- 0	0- 0	HOME	0- 0	0- 0	2- 2				
0- 3	0- 0	0- 0	AWAY	0- 0	0- 0	0- 3				
0- 0	0- 0	0- 0	NEUTRAL	0- 0	0- 0	0- 0				

RPI 1-25			RPI 26-50			RPI 51-100			RPI 101+			Team's RPI: 290
RPI	S	Opponent	Score	RPI	S	Opponent	Score	RPI	S	Opponent	Score	
						68	A TCU	64	87	145	A Texas St.	61 56
						97	A Texas Tech	59	60	170	A Tex.-Pan American	72 75
										173	H Northwestern St.	68 78
										202	A McNeese St.	57 60
										228	H Texas Southern	80 92
										237	A Nicholls St.	58 70
										238	H Lamar	64 80
										248	A Texas-Arlington	73 83
										261	A UTEP	87 77
										275	H Central Ark.	58 37
										283	A Southeastern La.	59 67
										347	H New Orleans	63 45
LAST 12 Division I GAMES:												
238	H	Lamar	64	80	173	H	Northwestern St.	68	78			
347	H	New Orleans	63	45	97	A	Texas Tech	59	60			
275	H	Central Ark.	58	37	228	H	Texas Southern	80	92			
283	A	Southeastern La.	59	67	261	A	UTEP	87	77			
237	A	Nicholls St.	58	70	170	A	Tex.-Pan American	72	75			
202	A	McNeese St.	57	60	145	A	Texas St.	61	56			

Non-Div I Games: McMurry 69 49 Arlington Baptist 92 62 S'western Assemblies 85 57 Huston-Tillotson 86 36  
Houston Baptist

Loss, Non-Conf, S Site, H Home A Away N Neutral

Average RPI Win: <b>333</b>	WON-LOST	WINNING	LAST 10	STRENGTH OF	OPP. STRENGTH	TEAM	ADJ.	CONF.	ADJ CONF.
Average RPI Loss: <b>172</b>	RECORD	PCT. RANK	GAMES	SCHEDULE	OF SCHEDULE	RPI	RPI	RPI	RPI
DIV. I ONLY	2- 16	333	0- 2	243	254	339	339	32	32
DIV. I NON-CONF.	0- 13	338	0- 2	92	157	308	308	30	30
TOTALS	RPI 1-25	RPI 26-50	W-L RECORDS	RPI 51-100	RPI 101-150	RPI 150+			
2- 16	0- 2	0- 0	OVERALL	0- 3	0- 2	2- 9			
2- 5	0- 0	0- 0	HOME	0- 1	0- 0	2- 4			
0- 9	0- 0	0- 0	AWAY	0- 0	0- 0	0- 0			
0- 2	0- 0	0- 0	NEUTRAL	0- 0	0- 0	0- 2			
0- 13	0- 2	0- 0	NON-CONFERENCE	0- 3	0- 2	0- 6			
0- 3	0- 0	0- 0	HOME	0- 1	0- 0	0- 2			
0- 8	0- 2	0- 0	AWAY	0- 2	0- 2	0- 2			
0- 2	0- 0	0- 0	NEUTRAL	0- 0	0- 0	0- 2			
2- 3	0- 0	0- 0	CONFERENCE	0- 0	0- 0	2- 3			
2- 2	0- 0	0- 0	HOME	0- 0	0- 0	2- 2			
0- 1	0- 0	0- 0	AWAY	0- 0	0- 0	0- 1			
0- 0	0- 0	0- 0	NEUTRAL	0- 0	0- 0	0- 0			

RPI 1-25				RPI 26-50				RPI 51-100				RPI 101+ Team's RPI: 339			
RPI	S	Opponent	Score	RPI	S	Opponent	Score	RPI	S	Opponent	Score	RPI	S	Opponent	Score
18	A	North Carolina	49 <b>83</b>					53	A	St. Mary's (CA)	55 <b>80</b>	111	A	Cornell	56 <b>75</b>
24	A	Iowa St.	44 <b>90</b>					84	H	Duquesne	63 <b>89</b>	134	A	Old Dominion	54 <b>75</b>
								100	A	Virginia	53 <b>74</b>	155	H	New Hampshire	68 <b>78</b>
												174	H	Temple	48 <b>78</b>
												195	A	La Salle	64 <b>65</b>
												224	N	Wyoming	53 <b>67</b>
												246	H	N.C. A&T	69 <b>80</b>
												263	N	Brown	68 <b>80</b>
												287	A	LIU Brooklyn	74 <b>83</b>
												325	H	Coppin St.	68 66
												337	A	Florida A&M	51 <b>65</b>
												340	H	N.C. Central	70 65
												346	H	Delaware St.	50 <b>58</b>
LAST 12 Division I GAMES:															
263	N	Brown	68 <b>80</b>	24	A	Iowa St.	44 <b>90</b>	100	A	Virginia	53 <b>74</b>	174	H	Temple	48 <b>78</b>
195	A	La Salle	64 <b>65</b>					287	A	LIU Brooklyn	74 <b>83</b>	340	H	N.C. Central	70 65
337	A	Florida A&M	51 <b>65</b>					346	H	N.C. A&T	69 <b>80</b>				
346	H	Delaware St.	50 <b>58</b>												
325	H	Coppin St.	68 66												
111	A	Cornell	56 <b>75</b>												

Non-Div I Games:

Howard

Average RPI Win:	245	WON-LOST	WINNING	LAST 10	STRENGTH OF	OPP. STRENGTH	TEAM	ADJ.	CONF.	ADJ CONF.
Average RPI Loss:	192	RECORD	PCT. RANK	GAMES	SCHEDULE	OF SCHEDULE	RPI	RPI	RPI	RPI
DIV. I ONLY	5- 13	286	2- 7	253	304	309	309	25	25	
DIV. I NON-CONF.	4- 7	219	1- 3	292	319	282	282	25	25	
TOTALS	RPI 1-25	RPI 26-50	W-L RECORDS	RPI 51-100	RPI 101-150	RPI 150+				
5- 13	0- 0	0- 0	OVERALL	0- 4	0- 1	5- 8				
4- 6	0- 0	0- 0	HOME	0- 2	0- 0	4- 4				
1- 7	0- 0	0- 0	AWAY	0- 2	0- 1	1- 4				
0- 0	0- 0	0- 0	NEUTRAL	0- 0	0- 0	0- 0				
4- 7	0- 0	0- 0	NON-CONFERENCE	0- 2	0- 1	4- 4				
3- 2	0- 0	0- 0	HOME	0- 0	0- 0	3- 2				
1- 5	0- 0	0- 0	AWAY	0- 2	0- 1	1- 2				
0- 0	0- 0	0- 0	NEUTRAL	0- 0	0- 0	0- 0				
1- 6	0- 0	0- 0	CONFERENCE	0- 2	0- 0	1- 4				
1- 4	0- 0	0- 0	HOME	0- 2	0- 0	1- 2				
0- 2	0- 0	0- 0	AWAY	0- 0	0- 0	0- 2				
0- 0	0- 0	0- 0	NEUTRAL	0- 0	0- 0	0- 0				

RPI 1-25				RPI 26-50				RPI 51-100				RPI 101+				Team's RPI: 309	
RPI	S	Opponent	Score	RPI	S	Opponent	Score	RPI	S	Opponent	Score	RPI	S	Opponent	Score		
								61	A	West Virginia	48	82	141	A	Indiana	37	80
								67	H	South Dakota St.	64	65	194	H	Oral Roberts	73	63
								74	H	South Dakota	72	73	204	H	Evansville	77	59
								75	A	Illinois	63	70	207	H	Northern Ky.	65	59
													225	A	USC Upstate	73	85
													227	H	Oakland	84	92
													235	A	North Dakota St.	60	81
													244	H	Western Ill.	85	98
													253	A	IUPUI	68	78
													258	H	Detroit	74	81
													277	H	Milwaukee	78	72
													314	H	Denver	75	82
													316	A	Coastal Caro.	63	90
													342	A	Chicago St.	79	62
LAST 12 Division I GAMES:																	
				314	H	Denver	75	82					244	H	Western Ill.	85	98
				74	H	South Dakota	72	73					277	H	Milwaukee	78	72
				235	A	North Dakota St.	60	81					227	H	Oakland	84	92
				194	H	Oral Roberts	73	63					61	A	West Virginia	48	82
				67	H	South Dakota St.	64	65					141	A	Indiana	37	80
				253	A	IUPUI	68	78					207	H	Northern Ky.	65	59

Non-Div I Games: Grace (IN) 90 51 Trine 99 61

IPFW

Loss, Non-Conf, S Site, H Home A Away N Neutral

Average RPI Win:	210	WON-LOST	WINNING	LAST 10	STRENGTH OF	OPP. STRENGTH	TEAM	ADJ.	CONF.	ADJ CONF.
Average RPI Loss:	176	RECORD	PCT. RANK	GAMES	SCHEDULE	OF SCHEDULE	RPI	RPI	RPI	RPI
DIV. I ONLY	7- 11	229	5- 4	176	264	253	253	25	25	
DIV. I NON-CONF.	3- 8	263	1- 2	139	265	269	269	25	25	
TOTALS	RPI 1-25	RPI 26-50	W-L RECORDS	RPI 51-100	RPI 101-150	RPI 150+				
7- 11	0- 1	0- 0	OVERALL	2- 1	0- 2	5- 7				
7- 2	0- 1	0- 0	HOME	2- 0	0- 1	5- 0				
0- 7	0- 0	0- 0	AWAY	0- 1	0- 0	0- 5				
0- 2	0- 0	0- 0	NEUTRAL	0- 0	0- 0	0- 2				
3- 8	0- 1	0- 0	NON-CONFERENCE	0- 1	0- 2	3- 4				
3- 2	0- 1	0- 0	HOME	0- 0	0- 1	3- 0				
0- 4	0- 0	0- 0	AWAY	0- 1	0- 1	0- 2				
0- 2	0- 0	0- 0	NEUTRAL	0- 0	0- 0	0- 2				
4- 3	0- 0	0- 0	CONFERENCE	2- 0	0- 0	2- 3				
4- 0	0- 0	0- 0	HOME	2- 0	0- 0	2- 0				
0- 3	0- 0	0- 0	AWAY	0- 0	0- 0	0- 3				
0- 0	0- 0	0- 0	NEUTRAL	0- 0	0- 0	0- 0				

RPI 1-25				RPI 26-50				RPI 51-100				RPI 101+ Team's RPI: 253			
RPI	S	Opponent	Score	RPI	S	Opponent	Score	RPI	S	Opponent	Score	RPI	S	Opponent	Score
9	H	Louisville	69 89					67	H	South Dakota St.	68 67	115	H	Indiana St.	60 61
								74	H	South Dakota	68 43	141	A	Indiana	55 68
								89	A	Michigan St.	45 64	185	A	Missouri St.	58 68
												194	A	Oral Roberts	72 84
												198	H	SIUE	87 76
												204	H	Evansville	62 50
												207	A	Northern Ky.	43 57
												212	N	Montana St.	74 80
												228	N	Texas Southern	61 71
												235	A	North Dakota St.	63 68
												305	H	Eastern Ill.	66 44
												309	H	IPFW	78 68
												314	H	Denver	71 54
												319	A	Omaha	49 66
LAST 12 Division I GAMES:															
74	H	South Dakota	68 43	309	H	IPFW	78 68								
314	H	Denver	71 54	207	A	Northern Ky.	43 57								
319	A	Omaha	49 66	204	H	Evansville	62 50								
194	A	Oral Roberts	72 84	185	A	Missouri St.	58 68								
67	H	South Dakota St.	68 67	141	A	Indiana	55 68								
235	A	North Dakota St.	63 68	115	H	Indiana St.	60 61								

Non-Div I Games: Ind.-Southeast 95 45 Ind.-Kokomo 102 44

IUPUI

Loss, Non-Conf, S Site, H Home A Away N Neutral

## Idaho

Through Games Of Jan. 25, 2015

Average RPI Win:	286	WON-LOST	WINNING	LAST 10	STRENGTH OF	OPP. STRENGTH	TEAM	ADJ.	CONF.	ADJ CONF.
Average RPI Loss:	114	RECORD	PCT. RANK	GAMES	SCHEDULE	OF SCHEDULE	RPI	RPI	RPI	RPI
DIV. I ONLY	6- 10	238	1- 1	173	207	179	179	22	22	
DIV. I NON-CONF.	4- 5	188	1- 1	107	186	100	100	21	21	
TOTALS	RPI 1-25	RPI 26-50	W-L RECORDS	RPI 51-100	RPI 101-150	RPI 150+				
6- 10	0- 2	0- 0	OVERALL	0- 2	0- 3	6- 3				
1- 2	0- 0	0- 0	HOME	0- 1	0- 1	1- 0				
4- 8	0- 2	0- 0	AWAY	0- 1	0- 2	4- 3				
1- 0	0- 0	0- 0	NEUTRAL	0- 0	0- 0	1- 0				
4- 5	0- 2	0- 0	NON-CONFERENCE	0- 2	0- 1	4- 0				
0- 1	0- 0	0- 0	HOME	0- 1	0- 0	0- 0				
3- 4	0- 2	0- 0	AWAY	0- 1	0- 1	3- 0				
1- 0	0- 0	0- 0	NEUTRAL	0- 0	0- 0	1- 0				
2- 5	0- 0	0- 0	CONFERENCE	0- 0	0- 2	2- 3				
1- 1	0- 0	0- 0	HOME	0- 0	0- 1	1- 0				
1- 4	0- 0	0- 0	AWAY	0- 0	0- 1	1- 3				
0- 0	0- 0	0- 0	NEUTRAL	0- 0	0- 0	0- 0				

RPI 1-25				RPI 26-50				RPI 51-100				RPI 101+ Team's RPI: 179			
RPI	S	Opponent	Score	RPI	S	Opponent	Score	RPI	S	Opponent	Score	RPI	S	Opponent	Score
2	A	Baylor	70 88					78	H	San Diego	52 58	108	A	North Dakota	62 68
7	A	Oregon St.	53 75					99	A	CSUN	50 67	120	H	Sacramento St.	89 107
												127	A	Toledo	67 80
												169	A	Eastern Wash.	65 71
												186	A	Northern Colo.	52 70
												224	A	Wyoming	77 66
												239	A	Idaho St.	50 71
												262	A	Weber St.	67 60
												279	H	Portland St.	77 49
												304	N	Southeast Mo. St.	78 62
												313	A	Seattle	65 50
												336	A	UC Santa Barbara	47 44
LAST 12 Division I GAMES:															
224	A	Wyoming	77 66	169	A	Eastern Wash.	65 71								
78	H	San Diego	52 58	262	A	Weber St.	67 60								
186	A	Northern Colo.	52 70	239	A	Idaho St.	50 71								
108	A	North Dakota	62 68	304	N	Southeast Mo. St.	78 62								
279	H	Portland St.	77 49	127	A	Toledo	67 80								
120	H	Sacramento St.	89 107	2	A	Baylor	70 88								

Non-Div I Games: Multnomah 104 19 Lewis-Clark St. 74 48

Idaho

Loss, Non-Conf, S Site, H Home A Away N Neutral

Average RPI Win:	268	WON-LOST	WINNING	LAST 10	STRENGTH OF	OPP. STRENGTH	TEAM	ADJ.	CONF.	ADJ CONF.
Average RPI Loss:	139	RECORD	PCT. RANK	GAMES	SCHEDULE	OF SCHEDULE	RPI	RPI	RPI	RPI
DIV. I ONLY	7- 10	223	5- 4	236	216	239	239	22	22	
DIV. I NON-CONF.	3- 6	233	2- 1	219	176	248	248	21	21	
TOTALS	RPI 1-25	RPI 26-50	W-L RECORDS	RPI 51-100	RPI 101-150	RPI 150+				
7- 10	0- 0	0- 2	OVERALL	0- 1	0- 3	7- 4				
3- 4	0- 0	0- 0	HOME	0- 1	0- 1	3- 2				
3- 5	0- 0	0- 2	AWAY	0- 0	0- 2	3- 1				
1- 1	0- 0	0- 0	NEUTRAL	0- 0	0- 0	1- 1				
3- 6	0- 0	0- 2	NON-CONFERENCE	0- 1	0- 1	3- 2				
1- 2	0- 0	0- 0	HOME	0- 1	0- 1	1- 0				
1- 3	0- 0	0- 2	AWAY	0- 0	0- 0	1- 1				
1- 1	0- 0	0- 0	NEUTRAL	0- 0	0- 0	1- 1				
4- 4	0- 0	0- 0	CONFERENCE	0- 0	0- 2	4- 2				
2- 2	0- 0	0- 0	HOME	0- 0	0- 0	2- 2				
2- 2	0- 0	0- 0	AWAY	0- 0	0- 2	2- 0				
0- 0	0- 0	0- 0	NEUTRAL	0- 0	0- 0	0- 0				

RPI 1-25				RPI 26-50				RPI 51-100				RPI 101+				Team's RPI: 239	
RPI	S	Opponent	Score	RPI	S	Opponent	Score	RPI	S	Opponent	Score	RPI	S	Opponent	Score		
				45	A	Gonzaga	63 88	83	H	Drake	66 80	120	A	Sacramento St.	53 84		
				49	A	Washington St.	34 84					122	A	Montana	65 77		
												131	H	Boise St.	62 86		
												169	H	Eastern Wash.	75 88		
												179	H	Idaho	71 50		
												212	A	Montana St.	65 62		
												213	H	Southern Utah	61 68		
												229	N	San Diego St.	53 68		
												230	A	Utah	40 59		
												251	N	Houston	73 67		
												279	A	Portland St.	65 53		
												313	A	Seattle	63 55		
												317	H	Utah Valley	68 67		
												328	H	Northern Ariz.	69 68		
LAST 12 Division I GAMES:																	
				279	A	Portland St.	65 53					169	H	Eastern Wash.	75 88		
				120	A	Sacramento St.	53 84					179	H	Idaho	71 50		
				328	H	Northern Ariz.	69 68					313	A	Seattle	63 55		
				213	H	Southern Utah	61 68					317	H	Utah Valley	68 67		
				122	A	Montana	65 77					230	A	Utah	40 59		
				212	A	Montana St.	65 62					83	H	Drake	66 80		

Non-Div I Games: Col. of Idaho 81 48 Northwest Nazarene 88 69

Idaho St.

■ Loss, 
■ Non-Conf, 
■ S Site, 
■ H Home 
■ A Away 
N Neutral

## Ill.-Chicago

Through Games Of Jan. 25, 2015

Average RPI Win:	278	WON-LOST	WINNING	LAST 10	STRENGTH OF	OPP. STRENGTH	TEAM	ADJ.	CONF.	ADJ CONF.
Average RPI Loss:	133	RECORD	PCT. RANK	GAMES	SCHEDULE	OF SCHEDULE	RPI	RPI	RPI	RPI
DIV. I ONLY	10- 6	105	4- 5	309	268	193	193	13	13	
DIV. I NON-CONF.	8- 3	71	4- 2	309	314	159	159	13	13	
TOTALS	RPI 1-25	RPI 26-50	W-L RECORDS	RPI 51-100	RPI 101-150	RPI 150+				
10- 6	0- 0	0- 2	OVERALL	0- 1	0- 1	10- 2				
6- 1	0- 0	0- 1	HOME	0- 0	0- 0	6- 0				
4- 3	0- 0	0- 0	AWAY	0- 1	0- 0	4- 2				
0- 2	0- 0	0- 1	NEUTRAL	0- 0	0- 1	0- 0				
8- 3	0- 0	0- 1	NON-CONFERENCE	0- 1	0- 1	8- 0				
6- 0	0- 0	0- 0	HOME	0- 0	0- 0	6- 0				
2- 1	0- 0	0- 0	AWAY	0- 1	0- 0	2- 0				
0- 2	0- 0	0- 1	NEUTRAL	0- 0	0- 1	0- 0				
2- 3	0- 0	0- 1	CONFERENCE	0- 0	0- 0	2- 2				
0- 1	0- 0	0- 1	HOME	0- 0	0- 0	0- 0				
2- 2	0- 0	0- 0	AWAY	0- 0	0- 0	2- 2				
0- 0	0- 0	0- 0	NEUTRAL	0- 0	0- 0	0- 0				

RPI 1-25			RPI 26-50			RPI 51-100			RPI 101+			Team's RPI: 193
RPI	S	Opponent	Score	RPI	S	Opponent	Score	RPI	S	Opponent	Score	
				37	H	Youngstown St.	66 69	52	A	Northwestern	40 61	134 N Old Dominion 55 61
				38	N	Mississippi St.	36 73					198 H SIUE 63 52
												227 A Oakland 75 60
												244 H Western Ill. 67 54
												258 A Detroit 65 70
												269 A Valparaiso 86 56
												276 H Northern Ill. 61 47
												277 A Milwaukee 63 64
												296 H Loyola Chicago 63 28
												298 A Miami (OH) 72 69
												305 A Eastern Ill. 78 66
												323 H Bradley 71 43
												342 H Chicago St. 70 44
LAST 12 Division I GAMES:												
277	A	Milwaukee	63 64	134	N	Old Dominion	55 61					
227	A	Oakland	75 60	38	N	Mississippi St.	36 73					
258	A	Detroit	65 70	342	H	Chicago St.	70 44					
269	A	Valparaiso	86 56	305	A	Eastern Ill.	78 66					
37	H	Youngstown St.	66 69	244	H	Western Ill.	67 54					
296	H	Loyola Chicago	63 28	198	H	SIUE	63 52					

Non-Div I Games: Robert Morris-S'fiel04 26 Ill.-Springfield 61 44

Ill.-Chicago

Loss, Non-Conf, S Site, H Home A Away N Neutral

Illinois

Through Games Of Jan. 25, 2015

Average RPI Win:	184	WON-LOST	WINNING	LAST 10	STRENGTH OF	OPP. STRENGTH	TEAM	ADJ.	CONF.	ADJ CONF.
Average RPI Loss:	38	RECORD	PCT. RANK	GAMES	SCHEDULE	OF SCHEDULE	RPI	RPI	RPI	RPI
DIV. I ONLY	11- 8	125	4- 6	43	36	75	75	4	4	
DIV. I NON-CONF.	9- 3	60	4- 1	112	107	61	61	1	1	
TOTALS	RPI 1-25	RPI 26-50	W-L RECORDS	RPI 51-100	RPI 101-150	RPI 150+				
11- 8	2- 3	0- 2	OVERALL	1- 3	2- 0	6- 0				
7- 3	1- 0	0- 1	HOME	1- 2	1- 0	4- 0				
3- 3	0- 1	0- 1	AWAY	0- 1	1- 0	2- 0				
1- 2	1- 2	0- 0	NEUTRAL	0- 0	0- 0	0- 0				
9- 3	1- 2	0- 1	NON-CONFERENCE	1- 0	2- 0	5- 0				
6- 0	0- 0	0- 0	HOME	1- 0	1- 0	4- 0				
2- 1	0- 0	0- 1	AWAY	0- 0	1- 0	1- 0				
1- 2	1- 2	0- 0	NEUTRAL	0- 0	0- 0	0- 0				
2- 5	1- 1	0- 1	CONFERENCE	0- 3	0- 0	1- 0				
1- 3	1- 0	0- 1	HOME	0- 2	0- 0	0- 0				
1- 2	0- 1	0- 0	AWAY	0- 1	0- 0	1- 0				
0- 0	0- 0	0- 0	NEUTRAL	0- 0	0- 0	0- 0				

RPI S	Opponent	Score	RPI S	Opponent	Score	RPI S	Opponent	Score	RPI S	Opponent	Score
4	A Maryland	54 74	30	H Nebraska	53 58	51	H Purdue	55 62	143	A Southern Ill.	86 42
8	N Kentucky	77 71	39	A Seton Hall	72 82	52	H Northwestern	67 68	149	H Memphis	60 58
11	H Iowa	73 61				89	A Michigan St.	56 63	197	A Penn St.	91 76
15	N South Fla.	61 67				100	H Virginia	86 63	222	H Robert Morris	66 48
22	N Oklahoma	76 78							269	A Valparaiso	80 58
									288	H Southern U.	62 42
									309	H IPFW	70 63
									333	H Murray St.	64 44
LAST 12 Division I GAMES:											
52	H Northwestern	67 68	51	H Purdue	55 62						
4	A Maryland	54 74	333	H Murray St.	64 44						
89	A Michigan St.	56 63	269	A Valparaiso	80 58						
30	H Nebraska	53 58	39	A Seton Hall	72 82						
11	H Iowa	73 61	143	A Southern Ill.	86 42						
197	A Penn St.	91 76	100	H Virginia	86 63						

Non-Div I Games:

Illinois

Loss, Non-Conf, S Site, H Home A Away N Neutral



Average RPI Win:	0	WON-LOST	WINNING	LAST 10	STRENGTH OF	OPP. STRENGTH	TEAM	ADJ.	CONF.	ADJ CONF.
Average RPI Loss:	137	RECORD	PCT. RANK	GAMES	SCHEDULE	OF SCHEDULE	RPI	RPI	RPI	RPI
DIV. I ONLY	0- 18	346	0- 10	47	230	299	299	18	18	
DIV. I NON-CONF.	0- 11	338	0- 5	67	258	303	303	15	15	
TOTALS	RPI 1-25	RPI 26-50	W-L RECORDS	RPI 51-100	RPI 101-150	RPI 150+				
0- 18	0- 1	0- 0	OVERALL	0- 6	0- 4	0- 7				
0- 9	0- 1	0- 0	HOME	0- 2	0- 2	0- 4				
0- 8	0- 0	0- 0	AWAY	0- 4	0- 2	0- 2				
0- 1	0- 0	0- 0	NEUTRAL	0- 0	0- 0	0- 1				
0- 11	0- 1	0- 0	NON-CONFERENCE	0- 4	0- 1	0- 5				
0- 6	0- 1	0- 0	HOME	0- 2	0- 0	0- 3				
0- 4	0- 0	0- 0	AWAY	0- 2	0- 1	0- 1				
0- 1	0- 0	0- 0	NEUTRAL	0- 0	0- 0	0- 1				
0- 7	0- 0	0- 0	CONFERENCE	0- 2	0- 3	0- 2				
0- 3	0- 0	0- 0	HOME	0- 0	0- 2	0- 1				
0- 4	0- 0	0- 0	AWAY	0- 2	0- 1	0- 1				
0- 0	0- 0	0- 0	NEUTRAL	0- 0	0- 0	0- 0				

RPI 1-25				RPI 26-50				RPI 51-100				RPI 101+				Team's RPI: 299	
RPI	S	Opponent	Score	RPI	S	Opponent	Score	RPI	S	Opponent	Score	RPI	S	Opponent	Score		
5	H	Arizona St.	44 89					55	A	Miami (FL)	44 95	114	A	UNI	43 71		
								58	A	Wichita St.	38 85	115	H	Indiana St.	36 60		
								80	H	DePaul	62 99	128	A	Wisconsin	60 71		
								83	A	Drake	51 86	143	H	Southern Ill.	56 65		
								92	A	Colorado St.	49 70	180	N	Buffalo	60 68		
								93	H	Butler	60 72	183	H	UT Martin	46 79		
												185	A	Missouri St.	35 58		
												204	H	Evansville	50 62		
												207	H	Northern Ky.	48 59		
												270	H	Bowling Green	54 58		
												276	A	Northern Ill.	51 55		
LAST 12 Division I GAMES:																	
185	A	Missouri St.	35 58	143	H	Southern Ill.	56 65										
58	A	Wichita St.	38 85	80	H	DePaul	62 99										
115	H	Indiana St.	36 60	93	H	Butler	60 72										
204	H	Evansville	50 62	270	H	Bowling Green	54 58										
114	A	UNI	43 71	5	H	Arizona St.	44 89										
83	A	Drake	51 86	183	H	UT Martin	46 79										

Non-Div I Games:

Illinois St.

Average RPI Win:	294	WON-LOST	WINNING	LAST 10	STRENGTH OF	OPP. STRENGTH	TEAM	ADJ.	CONF.	ADJ CONF.
Average RPI Loss:	187	RECORD	PCT. RANK	GAMES	SCHEDULE	OF SCHEDULE	RPI	RPI	RPI	RPI
DIV. I ONLY	3- 10	304	2- 6	324	228	326	326	29	29	
DIV. I NON-CONF.	1- 6	316	0- 4	221	145	284	284	28	28	
TOTALS	RPI 1-25	RPI 26-50	W-L RECORDS	RPI 51-100	RPI 101-150	RPI 150+				
3- 10	0- 0	0- 0	OVERALL	0- 2	0- 1	3- 7				
2- 2	0- 0	0- 0	HOME	0- 0	0- 0	2- 2				
1- 7	0- 0	0- 0	AWAY	0- 0	0- 0	1- 0				
0- 1	0- 0	0- 0	NEUTRAL	0- 1	0- 0	0- 0				
1- 6	0- 0	0- 0	NON-CONFERENCE	0- 2	0- 1	1- 3				
0- 1	0- 0	0- 0	HOME	0- 0	0- 0	0- 1				
1- 4	0- 0	0- 0	AWAY	0- 1	0- 1	1- 2				
0- 1	0- 0	0- 0	NEUTRAL	0- 1	0- 0	0- 0				
2- 4	0- 0	0- 0	CONFERENCE	0- 0	0- 0	2- 4				
2- 1	0- 0	0- 0	HOME	0- 0	0- 0	2- 1				
0- 3	0- 0	0- 0	AWAY	0- 0	0- 0	0- 3				
0- 0	0- 0	0- 0	NEUTRAL	0- 0	0- 0	0- 0				

RPI 1-25			RPI 26-50			RPI 51-100			RPI 101+			Team's RPI: 326
RPI	S	Opponent	Score	RPI	S	Opponent	Score	RPI	S	Opponent	Score	
						70 N Fordham	42 74	141 A Indiana			49 85	
						82 A Kansas	46 68	170 A Tex.-Pan American			61 65	
								173 A Northwestern St.			51 73	
								191 A UTSA			31 57	
								202 H McNeese St.			101 104	
								251 A Houston			50 48	
								274 A Abilene Christian			54 78	
								278 A Sam Houston St.			55 59	
								283 H Southeastern La.			82 70	
								293 H Grand Canyon			67 72	
								347 H New Orleans			71 59	
LAST 12 Division I GAMES:												
274 A		Abilene Christian	54 78	293 H		Grand Canyon	67 72					
202 H		McNeese St.	101 104	170 A		Tex.-Pan American	61 65					
283 H		Southeastern La.	82 70	82 A		Kansas	46 68					
173 A		Northwestern St.	51 73	191 A		UTSA	31 57					
347 H		New Orleans	71 59	70 N		Fordham	42 74					
278 A		Sam Houston St.	55 59	141 A		Indiana	49 85					

Non-Div I Games: Texas Wesleyan 66 74 St. Thomas (TX) 64 49 Our Lady Of The Lak92 104 Texas Lutheran 62 41

Incarnate Word

Loss, Non-Conf, S Site, H Home A Away N Neutral

## Indiana

Through Games Of Jan. 25, 2015

Average RPI Win:	221	WON-LOST	WINNING	LAST 10	STRENGTH OF	OPP. STRENGTH	TEAM	ADJ.	CONF.	ADJ CONF.
Average RPI Loss:	69	RECORD	PCT. RANK	GAMES	SCHEDULE	OF SCHEDULE	RPI	RPI	RPI	RPI
DIV. I ONLY	12- 7	93	4- 6	198	67	141	141	4	4	
DIV. I NON-CONF.	10- 1	16	4- 0	315	309	112	112	1	1	
TOTALS	RPI 1-25	RPI 26-50	W-L RECORDS	RPI 51-100	RPI 101-150	RPI 150+				
12- 7	0- 1	0- 3	OVERALL	1- 1	3- 1	8- 1				
9- 4	0- 1	0- 2	HOME	1- 0	2- 1	6- 0				
3- 3	0- 0	0- 1	AWAY	0- 1	1- 0	2- 1				
0- 0	0- 0	0- 0	NEUTRAL	0- 0	0- 0	0- 0				
10- 1	0- 0	0- 0	NON-CONFERENCE	0- 0	2- 1	8- 0				
7- 1	0- 0	0- 0	HOME	0- 0	1- 1	6- 0				
3- 0	0- 0	0- 0	AWAY	0- 0	1- 0	2- 0				
0- 0	0- 0	0- 0	NEUTRAL	0- 0	0- 0	0- 0				
2- 6	0- 1	0- 3	CONFERENCE	1- 1	1- 0	0- 1				
2- 3	0- 1	0- 2	HOME	1- 0	1- 0	0- 0				
0- 3	0- 0	0- 1	AWAY	0- 1	0- 0	0- 1				
0- 0	0- 0	0- 0	NEUTRAL	0- 0	0- 0	0- 0				

RPI S	Opponent	Score	RPI S	Opponent	Score	RPI S	Opponent	Score	RPI S	Opponent	Score	Team's RPI: 141
4	H Maryland	74 84	31	A Minnesota	61 65	51	A Purdue	64 86	105	A Boston College	76 67	
			36	H Ohio St.	49 103	89	H Michigan St.	70 51	115	H Indiana St.	61 65	
			50	H Rutgers	51 66				128	H Wisconsin	69 52	
									132	H East Tenn. St.	97 69	
									197	A Penn St.	75 79	
									215	H Morehead St.	98 57	
									227	A Oakland	88 61	
									253	H IUPUI	68 55	
									269	H Valparaiso	81 49	
									277	A Milwaukee	82 56	
									309	H IPFW	80 37	
									324	H Gardner-Webb	115 54	
									326	H Incarnate Word	85 49	
LAST 12 Division I GAMES:												
4	H Maryland	74 84	89	H Michigan St.	70 51							
197	A Penn St.	75 79	50	H Rutgers	51 66							
31	A Minnesota	61 65	227	A Oakland	88 61							
128	H Wisconsin	69 52	277	A Milwaukee	82 56							
36	H Ohio St.	49 103	309	H IPFW	80 37							
51	A Purdue	64 86	253	H IUPUI	68 55							

Non-Div I Games:

Indiana

■ Loss, 
 ■ Non-Conf, S Site, 
 ■ Home 
 ■ Away 
 N Neutral












































Average RPI Win:	209	WON-LOST	WINNING	LAST 10	STRENGTH OF	OPP. STRENGTH	TEAM	ADJ.	CONF.	ADJ CONF.
Average RPI Loss:	105	RECORD	PCT. RANK	GAMES	SCHEDULE	OF SCHEDULE	RPI	RPI	RPI	RPI
DIV. I ONLY	12- 6	78	1- 0	235	111	115	115	18	18	
DIV. I NON-CONF.	9- 1	21	0- 0	147	116	35	35	15	15	
TOTALS	RPI 1-25	RPI 26-50	W-L RECORDS	RPI 51-100	RPI 101-150	RPI 150+				
12- 6	0- 0	0- 1	OVERALL	2- 2	2- 2	8- 1				
4- 3	0- 0	0- 1	HOME	0- 1	1- 1	3- 0				
7- 3	0- 0	0- 0	AWAY	2- 1	1- 1	4- 1				
1- 0	0- 0	0- 0	NEUTRAL	0- 0	0- 0	1- 0				
9- 1	0- 0	0- 1	NON-CONFERENCE	2- 0	2- 0	5- 0				
2- 1	0- 0	0- 1	HOME	0- 0	1- 0	1- 0				
6- 0	0- 0	0- 0	AWAY	2- 0	1- 0	3- 0				
1- 0	0- 0	0- 0	NEUTRAL	0- 0	0- 0	1- 0				
3- 5	0- 0	0- 0	CONFERENCE	0- 2	0- 2	3- 1				
2- 2	0- 0	0- 0	HOME	0- 1	0- 1	2- 0				
1- 3	0- 0	0- 0	AWAY	0- 1	0- 1	1- 1				
0- 0	0- 0	0- 0	NEUTRAL	0- 0	0- 0	0- 0				

RPI S	Opponent	Score	RPI S	Opponent	Score	RPI S	Opponent	Score	RPI S	Opponent	Score	Team's RPI: 115
44	H Stetson	52 62	58	A Wichita St.	52 63	114	H UNI	55 57				
			64	A St. John's (NY)	73 67	132	H East Tenn. St.	76 69				
			83	H Drake	65 72	141	A Indiana	65 61				
			93	A Butler	66 51	143	A Southern Ill.	53 65				
						171	A Saint Louis	68 58				
						171	H Saint Louis	63 60				
						185	A Missouri St.	66 74				
						243	N SMU	64 55				
						253	A IUPUI	61 60				
						296	H Loyola Chicago	64 37				
						299	A Illinois St.	60 36				
						320	A South Ala.	74 53				
						323	H Bradley	64 50				
LAST 12 Division I GAMES:												
299	A Illinois St.	60 36	185	A Missouri St.	66 74							
114	H UNI	55 57	58	A Wichita St.	52 63							
83	H Drake	65 72	64	A St. John's (NY)	73 67							
143	A Southern Ill.	53 65	243	N SMU	64 55							
296	H Loyola Chicago	64 37	171	A Saint Louis	68 58							
323	H Bradley	64 50	253	A IUPUI	61 60							

Non-Div I Games: Indianapolis 62 43





Indiana St.

Average RPI Win: <b>233</b>	WON-LOST	WINNING	LAST 10	STRENGTH OF	OPP. STRENGTH	TEAM	ADJ.	CONF.	ADJ CONF.
Average RPI Loss: <b>169</b>	RECORD	PCT. RANK	GAMES	SCHEDULE	OF SCHEDULE	RPI	RPI	RPI	RPI
DIV. I ONLY	11- 8	125	7- 3	268	273	175	175	24	24
DIV. I NON-CONF.	3- 6	233	1- 2	80	208	185	185	23	23
TOTALS	RPI 1-25	RPI 26-50	W-L RECORDS	RPI 51-100	RPI 101-150	RPI 150+			
11- 8	0- 0	0- 1	OVERALL	1- 2	0- 1	10- 4			
5- 3	0- 0	0- 1	HOME	0- 0	0- 0	5- 2			
6- 5	0- 0	0- 0	AWAY	1- 2	0- 1	5- 2			
0- 0	0- 0	0- 0	NEUTRAL	0- 0	0- 0	0- 0			
3- 6	0- 0	0- 1	NON-CONFERENCE	1- 2	0- 1	2- 2			
2- 2	0- 0	0- 1	HOME	0- 0	0- 0	2- 1			
1- 4	0- 0	0- 0	AWAY	1- 2	0- 1	0- 1			
0- 0	0- 0	0- 0	NEUTRAL	0- 0	0- 0	0- 0			
8- 2	0- 0	0- 0	CONFERENCE	0- 0	0- 0	8- 2			
3- 1	0- 0	0- 0	HOME	0- 0	0- 0	3- 1			
5- 1	0- 0	0- 0	AWAY	0- 0	0- 0	5- 1			
0- 0	0- 0	0- 0	NEUTRAL	0- 0	0- 0	0- 0			

RPI 1-25	RPI 26-50	RPI 51-100	RPI 101+ Team's RPI: 175
RPI S Opponent Score	RPI S Opponent Score	RPI S Opponent Score	RPI S Opponent Score
	50  Rutgers 58  66	56  Pacific 49  64	132  East Tenn. St. 64  76
		70  Fordham 72 51	165  Siena 79 50
		82  Kansas 49  90	205  Stony Brook 73 62
			216  UCF 75 67
			221  Monmouth 74  75
			221  Monmouth 71 58
			226  Sacred Heart 80  82
			234  Niagara 83 72
			247  Canisius 80 62
			247  Canisius 85 75
			270  Bowling Green 59  80
			302  Manhattan 79 62
			315  Rider 71 51
			315  Rider 81  85
			344  Saint Peter's 77 43
LAST 12 Division I GAMES:			
247  Canisius 80 62	247  Canisius 85 75		
234  Niagara 83 72	221  Monmouth 71 58		
315  Rider 81  85	132  East Tenn. St. 64  76		
165  Siena 79 50	50  Rutgers 58  66		
344  Saint Peter's 77 43	216  UCF 75 67		
302  Manhattan 79 62	221  Monmouth 74  75		

Non-Div I Games:

Iona

 Loss, 
  Non-Conf, 
 S Site, 
  Home 
  Away 
 N Neutral

Average RPI Win:	99	WON-LOST	WINNING	LAST 10	STRENGTH OF	OPP. STRENGTH	TEAM	ADJ.	CONF.	ADJ CONF.
Average RPI Loss:	46	RECORD	PCT. RANK	GAMES	SCHEDULE	OF SCHEDULE	RPI	RPI	RPI	RPI
DIV. I ONLY	15- 3	23	9- 1	25	5	11	11	4	4	
DIV. I NON-CONF.	9- 2	35	4- 1	16	9	10	10	1	1	
TOTALS	RPI 1-25	RPI 26-50	W-L RECORDS	RPI 51-100	RPI 101-150	RPI 150+				
15- 3	2- 1	3- 0	OVERALL	5- 2	1- 0	4- 0				
11- 0	2- 0	1- 0	HOME	3- 0	1- 0	4- 0				
3- 2	0- 1	1- 0	AWAY	2- 1	0- 0	0- 0				
1- 1	0- 0	1- 0	NEUTRAL	0- 1	0- 0	0- 0				
9- 2	2- 1	1- 0	NON-CONFERENCE	2- 1	1- 0	3- 0				
7- 0	2- 0	0- 0	HOME	1- 0	1- 0	3- 0				
1- 1	0- 1	0- 0	AWAY	1- 0	0- 0	0- 0				
1- 1	0- 0	1- 0	NEUTRAL	0- 1	0- 0	0- 0				
6- 1	0- 0	2- 0	CONFERENCE	3- 1	0- 0	1- 0				
4- 0	0- 0	1- 0	HOME	2- 0	0- 0	1- 0				
2- 1	0- 0	1- 0	AWAY	1- 1	0- 0	0- 0				
0- 0	0- 0	0- 0	NEUTRAL	0- 0	0- 0	0- 0				

RPI	S	Opponent	Score	RPI	S	Opponent	Score	RPI	S	Opponent	Score	RPI	S	Opponent	Score
9	A	Louisville	52 86	42	H	Michigan	76 70	51	H	Purdue	73 59	114	H	UNI	73 45
12	H	Dayton	90 83	45	N	Gonzaga	79 67	52	H	Northwestern	83 70	188	H	Pepperdine	97 68
24	H	Iowa St.	76 67	50	A	Rutgers	79 72	54	N	Arkansas	67 77	197	H	Penn St.	77 52
								75	A	Illinois	61 73	222	H	Robert Morris	85 67
								83	A	Drake	100 98	225	H	USC Upstate	107 56
								89	A	Michigan St.	52 50				
								95	H	Colorado	78 63				
LAST 12 Division I GAMES:															
				42	H	Michigan	76 70	197	H	Penn St.	77 52				
				89	A	Michigan St.	52 50	83	A	Drake	100 98				
				52	H	Northwestern	83 70	24	H	Iowa St.	76 67				
				51	H	Purdue	73 59	95	H	Colorado	78 63				
				75	A	Illinois	61 73	9	A	Louisville	52 86				
				50	A	Rutgers	79 72	45	N	Gonzaga	79 67				

Non-Div I Games:

Iowa

Average RPI Win:	161	WON-LOST	WINNING	LAST 10	STRENGTH OF	OPP. STRENGTH	TEAM	ADJ.	CONF.	ADJ CONF.
Average RPI Loss:	34	RECORD	PCT. RANK	GAMES	SCHEDULE	OF SCHEDULE	RPI	RPI	RPI	RPI
DIV. I ONLY	14- 4	38	8- 2	39	47	24	24	1	1	
DIV. I NON-CONF.	9- 2	35	4- 1	237	165	73	73	2	2	
TOTALS	RPI 1-25	RPI 26-50	W-L RECORDS	RPI 51-100	RPI 101-150	RPI 150+				
14- 4	2- 2	0- 0	OVERALL	4- 2	1- 0	7- 0				
11- 0	1- 0	0- 0	HOME	3- 0	1- 0	6- 0				
2- 4	1- 2	0- 0	AWAY	1- 2	0- 0	0- 0				
1- 0	0- 0	0- 0	NEUTRAL	0- 0	0- 0	1- 0				
9- 2	0- 1	0- 0	NON-CONFERENCE	1- 1	1- 0	7- 0				
8- 0	0- 0	0- 0	HOME	1- 0	1- 0	6- 0				
0- 2	0- 1	0- 0	AWAY	0- 1	0- 0	0- 0				
1- 0	0- 0	0- 0	NEUTRAL	0- 0	0- 0	1- 0				
5- 2	2- 1	0- 0	CONFERENCE	3- 1	0- 0	0- 0				
3- 0	1- 0	0- 0	HOME	2- 0	0- 0	0- 0				
2- 2	1- 1	0- 0	AWAY	1- 1	0- 0	0- 0				
0- 0	0- 0	0- 0	NEUTRAL	0- 0	0- 0	0- 0				

RPI	S	Opponent	Score
2	A	Baylor	47 79
11	A	Iowa	67 76
19	A	Texas	58 57
19	H	Texas	59 57

RPI	S	Opponent	Score

RPI	S	Opponent	Score
53	A	St. Mary's (CA)	63 67
68	A	TCU	84 86
68	H	TCU	80 62
81	A	Kansas St.	79 59
81	H	Kansas St.	60 55
83	H	Drake	84 67

RPI	S	Opponent	Score
136	H	UC Riverside	71 54
172	H	Fairfield	76 63
205	H	Stony Brook	74 64
224	N	Wyoming	84 63
225	H	USC Upstate	98 76
268	H	Cincinnati	85 54
330	H	Ark.-Pine Bluff	82 56
339	H	Howard	90 44

## LAST 12 Division I GAMES:

19	A	Texas	58 57	81	H	Kansas St.	60 55
68	H	TCU	80 62	136	H	UC Riverside	71 54
81	A	Kansas St.	79 59	339	H	Howard	90 44
2	A	Baylor	47 79	172	H	Fairfield	76 63
19	H	Texas	59 57	330	H	Ark.-Pine Bluff	82 56
68	A	TCU	84 86	11	A	Iowa	67 76

Non-Div I Games:

Iowa St.

■ Loss, 
 ■ Non-Conf, S Site, 
 ■ Home 
 ■ Away 
 N Neutral

Average RPI Win:	297	WON-LOST	WINNING	LAST 10	STRENGTH OF	OPP. STRENGTH	TEAM	ADJ.	CONF.	ADJ CONF.
Average RPI Loss:	196	RECORD	PCT. RANK	GAMES	SCHEDULE	OF SCHEDULE	RPI	RPI	RPI	RPI
DIV. I ONLY	6- 12	258	4- 6	317	340	280	280	33	33	
DIV. I NON-CONF.	3- 8	263	2- 3	255	298	266	266	31	31	
TOTALS	RPI 1-25	RPI 26-50	W-L RECORDS	RPI 51-100	RPI 101-150	RPI 150+				
6- 12	0- 0	0- 0	OVERALL	0- 3	0- 1	6- 8				
1- 2	0- 0	0- 0	HOME	0- 0	0- 0	1- 2				
4- 8	0- 0	0- 0	AWAY	0- 0	0- 0	4- 1				
1- 2	0- 0	0- 0	NEUTRAL	0- 1	0- 0	1- 1				
3- 8	0- 0	0- 0	NON-CONFERENCE	0- 3	0- 1	3- 4				
1- 0	0- 0	0- 0	HOME	0- 0	0- 0	1- 0				
1- 6	0- 0	0- 0	AWAY	0- 2	0- 1	1- 3				
1- 2	0- 0	0- 0	NEUTRAL	0- 1	0- 0	1- 1				
3- 4	0- 0	0- 0	CONFERENCE	0- 0	0- 0	3- 4				
0- 2	0- 0	0- 0	HOME	0- 0	0- 0	0- 2				
3- 2	0- 0	0- 0	AWAY	0- 0	0- 0	3- 2				
0- 0	0- 0	0- 0	NEUTRAL	0- 0	0- 0	0- 0				

RPI S	Opponent	Score	RPI S	Opponent	Score	RPI S	Opponent	Score	RPI S	Opponent	Score	Team's RPI: 280
						72	A Arkansas St.	60 92	139	A La.-Lafayette	56 65	
						76	A LSU	44 52	173	H Northwestern St.	62 61	
						84	N Duquesne	72 90	190	A Mercer	48 80	
									199	A Jacksonville St.	57 64	
									214	A Prairie View	65 82	
									228	A Texas Southern	53 70	
									257	A Lipscomb	45 72	
									275	N Central Ark.	45 56	
									288	H Southern U.	61 77	
									297	A Grambling	64 55	
									301	A Alabama St.	90 85	
									333	N Murray St.	90 81	
									334	H Alcorn	69 76	
									335	A Alabama A&M	75 71	
									342	A Chicago St.	70 60	
LAST 12 Division I GAMES:												
297	A Grambling	64 55	335	A Alabama A&M	75 71							
228	A Texas Southern	53 70	139	A La.-Lafayette	56 65							
214	A Prairie View	65 82	173	H Northwestern St.	62 61							
288	H Southern U.	61 77	257	A Lipscomb	45 72							
334	H Alcorn	69 76	199	A Jacksonville St.	57 64							
301	A Alabama St.	90 85	333	N Murray St.	90 81							

Non-Div I Games:

Jackson St.

■ Loss, 
■ Non-Conf, 
■ S Site, 
■ H Home 
■ A Away 
N Neutral



## Jacksonville

Through Games Of Jan. 25, 2015

Average RPI Win:	237	WON-LOST	WINNING	LAST 10	STRENGTH OF	OPP. STRENGTH	TEAM	ADJ.	CONF.	ADJ CONF.
Average RPI Loss:	156	RECORD	PCT. RANK	GAMES	SCHEDULE	OF SCHEDULE	RPI	RPI	RPI	RPI
DIV. I ONLY	4- 12	295	2- 7	186	155	266	266	11	11	
DIV. I NON-CONF.	3- 8	263	2- 4	282	144	280	280	12	12	
TOTALS	RPI 1-25	RPI 26-50	W-L RECORDS	RPI 51-100	RPI 101-150	RPI 150+				
4- 12	0- 2	0- 2	OVERALL	0- 1	0- 0	4- 7				
3- 4	0- 1	0- 1	HOME	0- 0	0- 0	3- 2				
1- 8	0- 1	0- 1	AWAY	0- 1	0- 0	1- 5				
0- 0	0- 0	0- 0	NEUTRAL	0- 0	0- 0	0- 0				
3- 8	0- 1	0- 1	NON-CONFERENCE	0- 1	0- 0	3- 5				
2- 1	0- 0	0- 1	HOME	0- 0	0- 0	2- 0				
1- 7	0- 1	0- 0	AWAY	0- 1	0- 0	1- 5				
0- 0	0- 0	0- 0	NEUTRAL	0- 0	0- 0	0- 0				
1- 4	0- 1	0- 1	CONFERENCE	0- 0	0- 0	1- 2				
1- 3	0- 1	0- 0	HOME	0- 0	0- 0	1- 2				
0- 1	0- 0	0- 1	AWAY	0- 0	0- 0	0- 0				
0- 0	0- 0	0- 0	NEUTRAL	0- 0	0- 0	0- 0				

RPI 1-25				RPI 26-50				RPI 51-100				RPI 101+ Team's RPI: 266			
RPI	S	Opponent	Score	RPI	S	Opponent	Score	RPI	S	Opponent	Score	RPI	S	Opponent	Score
14	A	Florida St.	46 73	40	H	Syracuse	61 77	55	A	Miami (FL)	36 65	168	A	Florida	73 84
21	H	FGCU	37 60	44	A	Stetson	47 73					184	A	Savannah St.	45 41
												203	H	North Florida	54 52
												207	H	Northern Ky.	59 70
												216	A	UCF	59 71
												233	A	Tennessee St.	61 64
												249	H	Bethune-Cookman	64 51
												257	H	Lipscomb	63 75
												286	A	Ga. Southern	65 78
												312	H	FIU	76 64
												333	A	Murray St.	62 80
LAST 12 Division I GAMES:															
207	H	Northern Ky.	59 70	14	A	Florida St.	46 73								
257	H	Lipscomb	63 75	333	A	Murray St.	62 80								
21	H	FGCU	37 60	233	A	Tennessee St.	61 64								
44	A	Stetson	47 73	312	H	FIU	76 64								
203	H	North Florida	54 52	55	A	Miami (FL)	36 65								
184	A	Savannah St.	45 41	216	A	UCF	59 71								

Non-Div I Games: Trinity Baptist 98 24 Thomas (GA) 65 38

Jacksonville

Loss, Non-Conf, S Site, H Home A Away N Neutral

Average RPI Win:	261	WON-LOST	WINNING	LAST 10	STRENGTH OF	OPP. STRENGTH	TEAM	ADJ.	CONF.	ADJ CONF.
Average RPI Loss:	200	RECORD	PCT. RANK	GAMES	SCHEDULE	OF SCHEDULE	RPI	RPI	RPI	RPI
DIV. I ONLY	13- 7	83	6- 4	335	331	199	199	26	26	
DIV. I NON-CONF.	9- 3	60	3- 1	321	340	136	136	26	26	
TOTALS	RPI 1-25	RPI 26-50	W-L RECORDS	RPI 51-100	RPI 101-150	RPI 150+				
13- 7	0- 0	0- 0	OVERALL	0- 1	1- 1	12- 5				
8- 1	0- 0	0- 0	HOME	0- 0	0- 0	8- 1				
3- 6	0- 0	0- 0	AWAY	0- 1	0- 1	3- 4				
2- 0	0- 0	0- 0	NEUTRAL	0- 0	1- 0	1- 0				
9- 3	0- 0	0- 0	NON-CONFERENCE	0- 1	1- 1	8- 1				
5- 0	0- 0	0- 0	HOME	0- 0	0- 0	5- 0				
2- 3	0- 0	0- 0	AWAY	0- 1	0- 1	2- 1				
2- 0	0- 0	0- 0	NEUTRAL	0- 0	1- 0	1- 0				
4- 4	0- 0	0- 0	CONFERENCE	0- 0	0- 0	4- 4				
3- 1	0- 0	0- 0	HOME	0- 0	0- 0	3- 1				
1- 3	0- 0	0- 0	AWAY	0- 0	0- 0	1- 3				
0- 0	0- 0	0- 0	NEUTRAL	0- 0	0- 0	0- 0				

RPI 1-25			RPI 26-50			RPI 51-100			RPI 101+			Team's RPI: 199
RPI	S	Opponent	Score	RPI	S	Opponent	Score	RPI	S	Opponent	Score	
						97 A Texas Tech	59 67	109 A	Kennesaw St.	65 67		
								132 N	East Tenn. St.	57 56		
								160 A	Alabama	64 62		
								181 A	Belmont	66 70		
								183 A	UT Martin	47 67		
								190 H	Mercer	67 66		
								198 A	SIUE	72 69		
								215 H	Morehead St.	72 64		
								241 H	Austin Peay	54 57		
								275 A	Central Ark.	63 54		
								280 H	Jackson St.	64 57		
								282 A	South Carolina St.	52 55		
								286 H	Ga. Southern	78 52		
								304 H	Southeast Mo. St.	70 34		
								305 A	Eastern Ill.	63 66		
								322 H	Wofford	70 55		
								333 H	Murray St.	78 73		
								347 H	New Orleans	65 51		
								349 N	Charleston So.	70 43		
LAST 12 Division I GAMES:												
215 H	Morehead St.	72 64	305 A	Eastern Ill.	63 66							
181 A	Belmont	66 70	198 A	SIUE	72 69							
183 A	UT Martin	47 67	190 H	Mercer	67 66							
304 H	Southeast Mo. St.	70 34	132 N	East Tenn. St.	57 56							
333 H	Murray St.	78 73	349 N	Charleston So.	70 43							
241 H	Austin Peay	54 57	282 A	South Carolina St.	52 55							

Non-Div I Games:

Jacksonville St.

■ Loss, 
 ■ Non-Conf, 
 ■ S Site, 
 ■ Home 
 ■ A Away 
 N Neutral

Average RPI Win:	151	WON-LOST	WINNING	LAST 10	STRENGTH OF	OPP. STRENGTH	TEAM	ADJ.	CONF.	ADJ CONF.
Average RPI Loss:	23	RECORD	PCT. RANK	GAMES	SCHEDULE	OF SCHEDULE	RPI	RPI	RPI	RPI
DIV. I ONLY	17- 2	12	2- 0	112	39	26	26	12	12	
DIV. I NON-CONF.	9- 2	35	2- 0	43	7	12	12	11	11	
TOTALS	RPI 1-25	RPI 26-50	W-L RECORDS	RPI 51-100	RPI 101-150	RPI 150+				
17- 2	0- 1	1- 1	OVERALL	6- 0	1- 0	9- 0				
9- 0	0- 0	1- 0	HOME	4- 0	0- 0	4- 0				
7- 1	0- 0	0- 0	AWAY	2- 0	1- 0	4- 0				
1- 1	0- 1	0- 0	NEUTRAL	0- 0	0- 0	1- 0				
9- 2	0- 1	1- 1	NON-CONFERENCE	5- 0	0- 0	3- 0				
5- 0	0- 0	1- 0	HOME	3- 0	0- 0	1- 0				
3- 1	0- 0	0- 1	AWAY	2- 0	0- 0	1- 0				
1- 1	0- 1	0- 0	NEUTRAL	0- 0	0- 0	1- 0				
8- 0	0- 0	0- 0	CONFERENCE	1- 0	1- 0	6- 0				
4- 0	0- 0	0- 0	HOME	1- 0	0- 0	3- 0				
4- 0	0- 0	0- 0	AWAY	0- 0	1- 0	3- 0				
0- 0	0- 0	0- 0	NEUTRAL	0- 0	0- 0	0- 0				

RPI 1-25				RPI 26-50				Team's RPI: 26				RPI 51-100				RPI 101+			
RPI	S	Opponent	Score	RPI	S	Opponent	Score	RPI	S	Opponent	Score	RPI	S	Opponent	Score	RPI	S	Opponent	Score
4	N	Maryland	64 80	41	A	Vanderbilt	62 66	62	H	Drexel	66 51	106	A	Elon	68 51				
				47	H	Pittsburgh	80 64	63	H	UCLA	91 87	159	H	St. Bonaventure	76 43				
								69	A	Ohio	69 62	177	A	William & Mary	65 43				
								73	A	American	69 65	177	H	William & Mary	92 50				
								85	H	Hampton	85 53	206	H	Towson	67 66				
								98	H	Richmond	79 68	232	A	Davidson	73 57				
												251	N	Houston	84 60				
												252	A	Northeastern	77 55				
												255	H	UNCW	74 57				
												259	A	Col. of Charleston	73 53				
LAST 12 Division I GAMES:																			
				98	H	Richmond	79 68	177	A	William & Mary	65 43								
				63	H	UCLA	91 87	252	A	Northeastern	77 55								
				259	A	Col. of Charleston	73 53	255	H	UNCW	74 57								
				177	H	William & Mary	92 50	206	H	Towson	67 66								
				62	H	Drexel	66 51	41	A	Vanderbilt	62 66								
				106	A	Elon	68 51	85	H	Hampton	85 53								

Non-Div I Games:

James Madison

Kansas

Through Games Of Jan. 25, 2015

Average RPI Win:	150	WON-LOST	WINNING	LAST 10	STRENGTH OF	OPP. STRENGTH	TEAM	ADJ.	CONF.	ADJ CONF.
Average RPI Loss:	55	RECORD	PCT. RANK	GAMES	SCHEDULE	OF SCHEDULE	RPI	RPI	RPI	RPI
DIV. I ONLY	11- 9	145	4- 6	27	37	82	82	1	1	
DIV. I NON-CONF.	9- 4	84	3- 2	94	87	78	78	2	2	
TOTALS	RPI 1-25	RPI 26-50	W-L RECORDS	RPI 51-100	RPI 101-150	RPI 150+				
11- 9	0- 4	1- 0	OVERALL	4- 4	0- 0	6- 1				
10- 4	0- 2	1- 0	HOME	3- 1	0- 0	6- 1				
1- 4	0- 1	0- 0	AWAY	1- 3	0- 0	0- 0				
0- 1	0- 1	0- 0	NEUTRAL	0- 0	0- 0	0- 0				
9- 4	0- 1	1- 0	NON-CONFERENCE	2- 2	0- 0	6- 1				
9- 1	0- 0	1- 0	HOME	2- 0	0- 0	6- 1				
0- 2	0- 0	0- 0	AWAY	0- 2	0- 0	0- 0				
0- 1	0- 1	0- 0	NEUTRAL	0- 0	0- 0	0- 0				
2- 5	0- 3	0- 0	CONFERENCE	2- 2	0- 0	0- 0				
1- 3	0- 2	0- 0	HOME	1- 1	0- 0	0- 0				
1- 2	0- 1	0- 0	AWAY	1- 1	0- 0	0- 0				
0- 0	0- 0	0- 0	NEUTRAL	0- 0	0- 0	0- 0				

RPI S	Opponent	Score	RPI S	Opponent	Score	RPI S	Opponent	Score	RPI S	Opponent	Score
1	N Notre Dame	47 89	28	H California	62 39	51	A Purdue	48 61	156	H Samford	66 44
2	H Baylor	63 71				61	H West Virginia	65 59	160	H Alabama	80 85
19	A Texas	46 60				68	H TCU	63 80	174	H Temple	76 56
22	H Oklahoma	57 69				72	H Arkansas St.	62 48	175	H Iona	90 49
						74	H South Dakota	68 60	228	H Texas Southern	69 44
						81	A Kansas St.	52 58	264	H Georgetown	55 42
						94	A Creighton	81 84	326	H Incarnate Word	68 46
						97	A Texas Tech	68 66			
LAST 12 Division I GAMES:											
61	H West Virginia	65 59	19	A Texas	46 60	156	H Samford	66 44	94	A Creighton	81 84
97	A Texas Tech	68 66	2	H Baylor	63 71	72	H Arkansas St.	62 48	51	A Purdue	48 61
2	H Baylor	63 71	68	H TCU	63 80	28	H California	62 39			
68	H TCU	63 80	81	A Kansas St.	52 58						
81	A Kansas St.	52 58	22	H Oklahoma	57 69						

Non-Div I Games:

Kansas

Loss, Non-Conf, S Site, H Home A Away N Neutral

Average RPI Win:	214	WON-LOST	WINNING	LAST 10	STRENGTH OF	OPP. STRENGTH	TEAM	ADJ.	CONF.	ADJ CONF.
Average RPI Loss:	37	RECORD	PCT. RANK	GAMES	SCHEDULE	OF SCHEDULE	RPI	RPI	RPI	RPI
DIV. I ONLY	10- 7	121	0- 0	35	110	81	81	1	1	
DIV. I NON-CONF.	9- 1	21	0- 0	208	326	62	62	2	2	
TOTALS	RPI 1-25	RPI 26-50	W-L RECORDS	RPI 51-100	RPI 101-150	RPI 150+				
10- 7	0- 4	0- 0	OVERALL	2- 3	0- 0	8- 0				
9- 2	0- 2	0- 0	HOME	2- 0	0- 0	7- 0				
0- 5	0- 2	0- 0	AWAY	0- 3	0- 0	0- 0				
1- 0	0- 0	0- 0	NEUTRAL	0- 0	0- 0	1- 0				
9- 1	0- 0	0- 0	NON-CONFERENCE	1- 1	0- 0	8- 0				
8- 0	0- 0	0- 0	HOME	1- 0	0- 0	7- 0				
0- 1	0- 0	0- 0	AWAY	0- 1	0- 0	0- 0				
1- 0	0- 0	0- 0	NEUTRAL	0- 0	0- 0	1- 0				
1- 6	0- 4	0- 0	CONFERENCE	1- 2	0- 0	0- 0				
1- 2	0- 2	0- 0	HOME	1- 0	0- 0	0- 0				
0- 4	0- 2	0- 0	AWAY	0- 2	0- 0	0- 0				
0- 0	0- 0	0- 0	NEUTRAL	0- 0	0- 0	0- 0				

RPI 1-25				RPI 26-50				RPI 51-100 Team's RPI: 81				RPI 101+			
RPI	S	Opponent	Score	RPI	S	Opponent	Score	RPI	S	Opponent	Score	RPI	S	Opponent	Score
2	A	Baylor	46 68					58	A	Wichita St.	48 51	156	H	Samford	60 41
2	H	Baylor	44 74					61	A	West Virginia	51 63	194	H	Oral Roberts	53 47
24	A	Iowa St.	55 60					82	H	Kansas	58 52	198	H	SIUE	81 55
24	H	Iowa St.	59 79					85	H	Hampton	66 46	248	H	Texas-Arlington	45 41
								90	A	Oklahoma St.	47 69	261	N	UTEP	72 43
												274	H	Abilene Christian	68 53
												297	H	Grambling	61 38
												343	H	UMKC	65 36
LAST 12 Division I GAMES:															
2	A	Baylor	46 68	24	A	Iowa St.	55 60								
61	A	West Virginia	51 63	156	H	Samford	60 41								
24	H	Iowa St.	59 79	274	H	Abilene Christian	68 53								
90	A	Oklahoma St.	47 69	297	H	Grambling	61 38								
82	H	Kansas	58 52	194	H	Oral Roberts	53 47								
2	H	Baylor	44 74	58	A	Wichita St.	48 51								

Non-Div I Games: William Jewell 66 53

Kansas St.

■ Loss, 
 ■ Non-Conf, 
 ■ S Site, 
 ■ H Home 
 ■ A Away 
 N Neutral

Average RPI Win:	252	WON-LOST	WINNING	LAST 10	STRENGTH OF	OPP. STRENGTH	TEAM	ADJ.	CONF.	ADJ CONF.
Average RPI Loss:	136	RECORD	PCT. RANK	GAMES	SCHEDULE	OF SCHEDULE	RPI	RPI	RPI	RPI
DIV. I ONLY	13- 7	83	5- 5	199	300	109	109	11	11	
DIV. I NON-CONF.	11- 4	69	5- 2	275	328	129	129	12	12	
TOTALS	RPI 1-25	RPI 26-50	W-L RECORDS	RPI 51-100	RPI 101-150	RPI 150+				
13- 7	0- 1	0- 2	OVERALL	0- 1	0- 0	13- 3				
7- 1	0- 0	0- 0	HOME	0- 0	0- 0	7- 1				
6- 6	0- 1	0- 2	AWAY	0- 1	0- 0	6- 2				
0- 0	0- 0	0- 0	NEUTRAL	0- 0	0- 0	0- 0				
11- 4	0- 0	0- 1	NON-CONFERENCE	0- 1	0- 0	11- 2				
6- 1	0- 0	0- 0	HOME	0- 0	0- 0	6- 1				
5- 3	0- 0	0- 1	AWAY	0- 1	0- 0	5- 1				
0- 0	0- 0	0- 0	NEUTRAL	0- 0	0- 0	0- 0				
2- 3	0- 1	0- 1	CONFERENCE	0- 0	0- 0	2- 1				
1- 0	0- 0	0- 0	HOME	0- 0	0- 0	1- 0				
1- 3	0- 1	0- 1	AWAY	0- 0	0- 0	1- 1				
0- 0	0- 0	0- 0	NEUTRAL	0- 0	0- 0	0- 0				

RPI S	Opponent	Score	RPI S	Opponent	Score	RPI S	Opponent	Score	RPI S	Opponent	Score	Team's RPI: 109
21	A FGCU	47 61	39	A Seton Hall	74 77	66	A Georgia Tech	48 77	167	H Xavier	61 60	
			44	A Stetson	64 75				190	A Mercer	76 56	
									190	H Mercer	44 54	
									199	H Jacksonville St.	67 65	
									207	H Northern Ky.	66 58	
									211	A Georgia St.	73 64	
									225	A USC Upstate	72 63	
									233	A Tennessee St.	65 56	
									257	A Lipscomb	61 79	
									259	H Col. of Charleston	68 61	
									286	A Ga. Southern	72 51	
									308	A Columbia	66 62	
									324	H Gardner-Webb	50 47	
									333	H Murray St.	65 60	
									335	A Alabama A&M	66 73	
									337	H Florida A&M	79 58	
LAST 12 Division I GAMES:												
21	A FGCU	47 61	337	H Florida A&M	79 58							
44	A Stetson	64 75	335	A Alabama A&M	66 73							
257	A Lipscomb	61 79	167	H Xavier	61 60							
207	H Northern Ky.	66 58	324	H Gardner-Webb	50 47							
225	A USC Upstate	72 63	190	A Mercer	76 56							
190	H Mercer	44 54	199	H Jacksonville St.	67 65							

Non-Div I Games:

Kennesaw St.

■ Loss, 
■ Non-Conf, 
■ S Site, 
■ H Home 
■ A Away 
N Neutral

Average RPI Win:	241	WON-LOST	WINNING	LAST 10	STRENGTH OF	OPP. STRENGTH	TEAM	ADJ.	CONF.	ADJ CONF.
Average RPI Loss:	151	RECORD	PCT. RANK	GAMES	SCHEDULE	OF SCHEDULE	RPI	RPI	RPI	RPI
DIV. I ONLY	3- 14	319	2- 8	208	212	307	307	15	15	
DIV. I NON-CONF.	2- 9	297	1- 5	247	209	307	307	17	17	
TOTALS	RPI 1-25	RPI 26-50	W-L RECORDS	RPI 51-100	RPI 101-150	RPI 150+				
3- 14	0- 0	0- 1	OVERALL	0- 4	0- 4	3- 5				
2- 4	0- 0	0- 1	HOME	0- 2	0- 1	2- 0				
1- 8	0- 0	0- 0	AWAY	0- 2	0- 2	1- 4				
0- 2	0- 0	0- 0	NEUTRAL	0- 0	0- 1	0- 1				
2- 9	0- 0	0- 1	NON-CONFERENCE	0- 3	0- 1	2- 4				
1- 2	0- 0	0- 1	HOME	0- 1	0- 0	1- 0				
1- 5	0- 0	0- 0	AWAY	0- 2	0- 0	1- 3				
0- 2	0- 0	0- 0	NEUTRAL	0- 0	0- 1	0- 1				
1- 5	0- 0	0- 0	CONFERENCE	0- 1	0- 3	1- 1				
1- 2	0- 0	0- 0	HOME	0- 1	0- 1	1- 0				
0- 3	0- 0	0- 0	AWAY	0- 0	0- 2	0- 1				
0- 0	0- 0	0- 0	NEUTRAL	0- 0	0- 0	0- 0				

RPI 1-25				RPI 26-50				RPI 51-100				RPI 101+				Team's RPI: 307	
RPI	S	Opponent	Score	RPI	S	Opponent	Score	RPI	S	Opponent	Score	RPI	S	Opponent	Score		
				37	H	Youngstown St.	49 68	52	A	Northwestern	54 72	104	H	Central Mich.	62 83		
								72	H	Arkansas St.	44 59	119	N	Dartmouth	49 60		
								79	H	Western Mich.	55 78	127	A	Toledo	49 67		
								84	A	Duquesne	60 86	137	A	Ball St.	47 85		
												157	A	Cleveland St.	67 69		
												181	H	Belmont	58 55		
												235	A	North Dakota St.	68 74		
												270	H	Bowling Green	55 48		
												271	A	Colgate	62 61		
												276	A	Northern Ill.	49 66		
												284	N	A&M-Corpus Christi	47 57		
												347	A	New Orleans	55 58		
LAST 12 Division I GAMES:																	
				79	H	Western Mich.	55 78	347	A	New Orleans	55 58						
				276	A	Northern Ill.	49 66	271	A	Colgate	62 61						
				137	A	Ball St.	47 85	72	H	Arkansas St.	44 59						
				270	H	Bowling Green	55 48	157	A	Cleveland St.	67 69						
				127	A	Toledo	49 67	84	A	Duquesne	60 86						
				104	H	Central Mich.	62 83	119	N	Dartmouth	49 60						

Non-Div I Games:

Kent St.

■ Loss, 
■ Non-Conf, 
■ S Site, 
■ H Home 
■ A Away 
N Neutral

## Kentucky

Through Games Of Jan. 25, 2015

Average RPI Win: 117		WON-LOST	WINNING	LAST 10	STRENGTH OF	OPP. STRENGTH	TEAM	ADJ.	CONF.	ADJ CONF.
Average RPI Loss: 44		RECORD	PCT. RANK	GAMES	SCHEDULE	OF SCHEDULE	RPI	RPI	RPI	RPI
DIV. I ONLY		16- 4	31	7- 3	9	19	8	8	3	3
DIV. I NON-CONF.		11- 2	29	4- 1	7	5	3	3	5	5
TOTALS		RPI 1-25	RPI 26-50		W-L RECORDS		RPI 51-100	RPI 101-150	RPI 150+	
16- 4	4- 2	1- 0		OVERALL		1- 2	4- 0	6- 0		
10- 0	1- 0	1- 0		HOME		1- 0	2- 0	5- 0		
4- 3	1- 2	0- 0		AWAY		0- 1	2- 0	1- 0		
2- 1	2- 0	0- 0		NEUTRAL		0- 1	0- 0	0- 0		
11- 2	4- 1	1- 0		NON-CONFERENCE		0- 1	2- 0	4- 0		
7- 0	1- 0	1- 0		HOME		0- 0	1- 0	4- 0		
2- 1	1- 1	0- 0		AWAY		0- 0	1- 0	0- 0		
2- 1	2- 0	0- 0		NEUTRAL		0- 1	0- 0	0- 0		
5- 2	0- 1	0- 0		CONFERENCE		1- 1	2- 0	2- 0		
3- 0	0- 0	0- 0		HOME		1- 0	1- 0	1- 0		
2- 2	0- 1	0- 0		AWAY		0- 1	1- 0	1- 0		
0- 0	0- 0	0- 0		NEUTRAL		0- 0	0- 0	0- 0		

RPI	S	Opponent	Score	RPI	S	Opponent	Score	RPI	S	Opponent	Score	RPI	S	Opponent	Score
2	H	Baylor	74 64	48	H	Middle Tenn.	78 62	75	N	Illinois	71 77	104	A	Central Mich.	71 68
9	A	Louisville	77 68					76	A	LSU	79 84	133	A	Missouri	83 69
10	A	South Carolina	60 68					91	H	Ole Miss	64 58	135	H	Auburn	78 57
15	N	South Fla.	61 57									147	H	Appalachian St.	111 74
16	A	Duke	68 89									160	A	Alabama	78 66
22	N	Oklahoma	92 88									168	H	Florida	62 56
												181	H	Belmont	71 55
												207	H	Northern Ky.	82 64
												215	H	Morehead St.	91 62
												233	H	Tennessee St.	87 75
LAST 12 Division I GAMES:															
133	A	Missouri	83 69	160	A	Alabama	78 66								
76	A	LSU	79 84	233	H	Tennessee St.	87 75								
168	H	Florida	62 56	16	A	Duke	68 89								
10	A	South Carolina	60 68	181	H	Belmont	71 55								
135	H	Auburn	78 57	48	H	Middle Tenn.	78 62								
91	H	Ole Miss	64 58	9	A	Louisville	77 68								

Non-Div I Games:

Kentucky

■ Loss, 
 ■ Non-Conf, S Site, 
 ■ Home 
 ■ Away 
 N Neutral



Average RPI Win:	277	WON-LOST	WINNING	LAST 10	STRENGTH OF	OPP. STRENGTH	TEAM	ADJ.	CONF.	ADJ CONF.
Average RPI Loss:	197	RECORD	PCT. RANK	GAMES	SCHEDULE	OF SCHEDULE	RPI	RPI	RPI	RPI
DIV. I ONLY	6- 12	258	4- 6	243	345	287	287	27	27	
DIV. I NON-CONF.	3- 8	263	3- 2	198	339	291	291	27	27	
TOTALS	RPI 1-25	RPI 26-50	W-L RECORDS	RPI 51-100	RPI 101-150	RPI 150+				
6- 12	0- 0	0- 0	OVERALL	0- 1	0- 4	6- 7				
4- 6	0- 0	0- 0	HOME	0- 0	0- 2	4- 4				
2- 6	0- 0	0- 0	AWAY	0- 1	0- 2	2- 3				
0- 0	0- 0	0- 0	NEUTRAL	0- 0	0- 0	0- 0				
3- 8	0- 0	0- 0	NON-CONFERENCE	0- 1	0- 2	3- 5				
2- 4	0- 0	0- 0	HOME	0- 0	0- 1	2- 3				
1- 4	0- 0	0- 0	AWAY	0- 1	0- 1	1- 2				
0- 0	0- 0	0- 0	NEUTRAL	0- 0	0- 0	0- 0				
3- 4	0- 0	0- 0	CONFERENCE	0- 0	0- 2	3- 2				
2- 2	0- 0	0- 0	HOME	0- 0	0- 1	2- 1				
1- 2	0- 0	0- 0	AWAY	0- 0	0- 1	1- 1				
0- 0	0- 0	0- 0	NEUTRAL	0- 0	0- 0	0- 0				

RPI 1-25				RPI 26-50				RPI 51-100				RPI 101+ Team's RPI: 287					
RPI	S	Opponent	Score	RPI	S	Opponent	Score	RPI	S	Opponent	Score	RPI	S	Opponent	Score		
								59	A	Long Beach St.	63	71	101	H	Rhode Island	49	66
												117	A	Maine	59	65	
												138	H	Bryant	66	79	
												150	A	Central Conn. St.	70	75	
												164	A	Bakersfield	53	84	
												180	H	Buffalo	79	73	
												195	H	La Salle	66	71	
												221	H	Monmouth	57	78	
												226	H	Sacred Heart	77	74	
												265	A	NJIT	57	48	
												285	H	Mt. St. Mary's	69	76	
												308	A	Columbia	45	54	
												310	A	Wagner	69	72	
												315	H	Rider	56	59	
												327	A	Fairleigh Dickinson	79	75	
												327	H	Fairleigh Dickinson	81	71	
												339	H	Howard	83	74	
LAST 12 Division I GAMES:																	
				327	A	Fairleigh Dickinson	79	75				138	H	Bryant	66	79	
				150	A	Central Conn. St.	70	75				164	A	Bakersfield	53	84	
				285	H	Mt. St. Mary's	69	76				59	A	Long Beach St.	63	71	
				226	H	Sacred Heart	77	74				180	H	Buffalo	79	73	
				310	A	Wagner	69	72				339	H	Howard	83	74	
				327	H	Fairleigh Dickinson	81	71				265	A	NJIT	57	48	

Non-Div I Games:

LIU Brooklyn

Average RPI Win:	185	WON-LOST	WINNING	LAST 10	STRENGTH OF	OPP. STRENGTH	TEAM	ADJ.	CONF.	ADJ CONF.
Average RPI Loss:	55	RECORD	PCT. RANK	GAMES	SCHEDULE	OF SCHEDULE	RPI	RPI	RPI	RPI
DIV. I ONLY	10- 9	158	6- 4	24	74	76	76	3	3	
DIV. I NON-CONF.	6- 6	158	3- 2	166	212	202	202	5	5	
TOTALS	RPI 1-25	RPI 26-50	W-L RECORDS	RPI 51-100	RPI 101-150	RPI 150+				
10- 9	1- 3	2- 3	OVERALL	0- 2	1- 0	6- 1				
6- 4	1- 1	1- 3	HOME	0- 0	1- 0	3- 0				
3- 4	0- 2	1- 0	AWAY	0- 2	0- 0	2- 0				
1- 1	0- 0	0- 0	NEUTRAL	0- 0	0- 0	1- 1				
6- 6	0- 0	0- 3	NON-CONFERENCE	0- 2	1- 0	5- 1				
4- 3	0- 0	0- 3	HOME	0- 0	1- 0	3- 0				
1- 2	0- 0	0- 0	AWAY	0- 2	0- 0	1- 0				
1- 1	0- 0	0- 0	NEUTRAL	0- 0	0- 0	1- 1				
4- 3	1- 3	2- 0	CONFERENCE	0- 0	0- 0	1- 0				
2- 1	1- 1	1- 0	HOME	0- 0	0- 0	0- 0				
2- 2	0- 2	1- 0	AWAY	0- 0	0- 0	1- 0				
0- 0	0- 0	0- 0	NEUTRAL	0- 0	0- 0	0- 0				

RPI	S	Opponent	Score	RPI	S	Opponent	Score	RPI	S	Opponent	Score	RPI	S	Opponent	Score
3	A	Tennessee	58 75	38	A	Mississippi St.	71 69	55	A	Miami (FL)	71 76	126	H	Louisiana Tech	73 59
8	H	Kentucky	84 79	41	H	Vanderbilt	64 44	59	A	Long Beach St.	44 59	168	A	Florida	68 65
10	H	South Carolina	51 75	43	H	Tulane	45 51					208	N	Santa Clara	67 69
25	A	Texas A&M	48 55	46	H	UALR	54 70					278	H	Sam Houston St.	71 45
				50	H	Rutgers	57 64					280	H	Jackson St.	52 44
												283	H	Southeastern La.	75 42
												294	N	UNC Greensboro	82 61
												336	A	UC Santa Barbara	78 45
LAST 12 Division I GAMES:															
3	A	Tennessee	58 75	168	A	Florida	68 65								
8	H	Kentucky	84 79	55	A	Miami (FL)	71 76								
38	A	Mississippi St.	71 69	294	N	UNC Greensboro	82 61								
25	A	Texas A&M	48 55	336	A	UC Santa Barbara	78 45								
41	H	Vanderbilt	64 44	59	A	Long Beach St.	44 59								
10	H	South Carolina	51 75	283	H	Southeastern La.	75 42								

Non-Div I Games:

LSU

■ Loss, 
 ■ Non-Conf, 
 ■ S Site, 
 ■ H Home 
 ■ A Away 
 N Neutral

Average RPI Win:	245	WON-LOST	WINNING	LAST 10	STRENGTH OF	OPP. STRENGTH	TEAM	ADJ.	CONF.	ADJ CONF.
Average RPI Loss:	116	RECORD	PCT. RANK	GAMES	SCHEDULE	OF SCHEDULE	RPI	RPI	RPI	RPI
DIV. I ONLY	10- 10	163	1- 1	241	128	195	195	6	6	
DIV. I NON-CONF.	9- 4	84	1- 0	317	166	137	137	6	6	
TOTALS	RPI 1-25	RPI 26-50	W-L RECORDS	RPI 51-100	RPI 101-150	RPI 150+				
10- 10	0- 1	0- 0	OVERALL	0- 4	0- 1	10- 4				
5- 4	0- 1	0- 0	HOME	0- 1	0- 0	5- 2				
4- 5	0- 0	0- 0	AWAY	0- 0	0- 0	4- 0				
1- 1	0- 0	0- 0	NEUTRAL	0- 1	0- 0	1- 0				
9- 4	0- 0	0- 0	NON-CONFERENCE	0- 3	0- 0	9- 1				
5- 0	0- 0	0- 0	HOME	0- 0	0- 0	5- 0				
3- 3	0- 0	0- 0	AWAY	0- 2	0- 0	3- 1				
1- 1	0- 0	0- 0	NEUTRAL	0- 1	0- 0	1- 0				
1- 6	0- 1	0- 0	CONFERENCE	0- 1	0- 1	1- 3				
0- 4	0- 1	0- 0	HOME	0- 1	0- 0	0- 2				
1- 2	0- 0	0- 0	AWAY	0- 0	0- 1	1- 1				
0- 0	0- 0	0- 0	NEUTRAL	0- 0	0- 0	0- 0				

RPI 1-25				RPI 26-50				RPI 51-100				RPI 101+ Team's RPI: 195			
RPI	S	Opponent	Score	RPI	S	Opponent	Score	RPI	S	Opponent	Score	RPI	S	Opponent	Score
13	H	George Washington	48 67					69	N	Ohio	63 74	101	A	Rhode Island	54 55
								70	H	Fordham	59 70	163	A	Massachusetts	68 71
								86	A	Villanova	36 70	171	H	Saint Louis	47 76
								88	A	Penn	29 57	172	H	Fairfield	73 59
												174	A	Temple	72 75
												177	H	William & Mary	78 71
												206	N	Towson	62 49
												211	A	Georgia St.	76 68
												222	A	Robert Morris	75 61
												223	H	George Mason	71 73
												232	A	Davidson	63 54
												287	A	LIU Brooklyn	71 66
												302	H	Manhattan	61 48
												303	H	UMBC	65 62
												339	H	Howard	65 64
LAST 12 Division I GAMES:															
70	H	Fordham	59 70	223	H	George Mason	71 73								
339	H	Howard	65 64	232	A	Davidson	63 54								
13	H	George Washington	48 67	303	H	UMBC	65 62								
171	H	Saint Louis	47 76	172	H	Fairfield	73 59								
101	A	Rhode Island	54 55	211	A	Georgia St.	76 68								
163	A	Massachusetts	68 71	69	N	Ohio	63 74								

Non-Div I Games:

La Salle

■ Loss, 
 ■ Non-Conf, 
 ■ S Site, 
 ■ H Home 
 ■ A Away 
 N Neutral

Average RPI Win:	240	WON-LOST	WINNING	LAST 10	STRENGTH OF	OPP. STRENGTH	TEAM	ADJ.	CONF.	ADJ CONF.
Average RPI Loss:	113	RECORD	PCT. RANK	GAMES	SCHEDULE	OF SCHEDULE	RPI	RPI	RPI	RPI
DIV. I ONLY	11- 5	69	6- 4	258	185	139	139	16	16	
DIV. I NON-CONF.	6- 1	26	2- 1	263	327	93	93	16	16	
TOTALS	RPI 1-25	RPI 26-50	W-L RECORDS	RPI 51-100	RPI 101-150	RPI 150+				
11- 5	0- 0	0- 2	OVERALL	1- 0	1- 2	9- 1				
6- 3	0- 0	0- 1	HOME	1- 0	1- 1	4- 1				
5- 2	0- 0	0- 1	AWAY	0- 0	0- 1	5- 0				
0- 0	0- 0	0- 0	NEUTRAL	0- 0	0- 0	0- 0				
6- 1	0- 0	0- 1	NON-CONFERENCE	0- 0	1- 0	5- 0				
3- 1	0- 0	0- 1	HOME	0- 0	1- 0	2- 0				
3- 0	0- 0	0- 0	AWAY	0- 0	0- 0	3- 0				
0- 0	0- 0	0- 0	NEUTRAL	0- 0	0- 0	0- 0				
5- 4	0- 0	0- 1	CONFERENCE	1- 0	0- 2	4- 1				
3- 2	0- 0	0- 0	HOME	1- 0	0- 1	2- 1				
2- 2	0- 0	0- 1	AWAY	0- 0	0- 1	2- 0				
0- 0	0- 0	0- 0	NEUTRAL	0- 0	0- 0	0- 0				

RPI 1-25				RPI 26-50				RPI 51-100				RPI 101+				Team's RPI: 139	
RPI	S	Opponent	Score	RPI	S	Opponent	Score	RPI	S	Opponent	Score	RPI	S	Opponent	Score		
				38	H	Mississippi St.	51 66	72	H	Arkansas St.	69 57	126	H	Louisiana Tech	58 55		
				46	A	UALR	41 67					146	H	Troy	55 60		
												147	A	Appalachian St.	51 63		
												187	H	La.-Monroe	60 67		
												211	A	Georgia St.	63 56		
												211	H	Georgia St.	68 52		
												238	A	Lamar	75 55		
												278	H	Sam Houston St.	65 46		
												280	H	Jackson St.	65 56		
												283	A	Southeastern La.	71 60		
												286	A	Ga. Southern	69 57		
												320	H	South Ala.	65 58		
												334	A	Alcorn	64 57		
LAST 12 Division I GAMES:																	
				211	A	Georgia St.	63 56	147	A	Appalachian St.	51 63						
				72	H	Arkansas St.	69 57	146	H	Troy	55 60						
				187	H	La.-Monroe	60 67	46	A	UALR	41 67						
				320	H	South Ala.	65 58	280	H	Jackson St.	65 56						
				286	A	Ga. Southern	69 57	334	A	Alcorn	64 57						
				211	H	Georgia St.	68 52	38	H	Mississippi St.	51 66						

Non-Div I Games:	Xavier (LA)	69	53	Southern-N.O.	58	52
------------------	-------------	----	----	---------------	----	----

La.-Lafayette

Loss, Non-Conf, S Site, H Home A Away N Neutral

## La.-Monroe

Through Games Of Jan. 25, 2015

Average RPI Win:	225	WON-LOST	WINNING	LAST 10	STRENGTH OF	OPP. STRENGTH	TEAM	ADJ.	CONF.	ADJ CONF.
Average RPI Loss:	147	RECORD	PCT. RANK	GAMES	SCHEDULE	OF SCHEDULE	RPI	RPI	RPI	RPI
DIV. I ONLY	5- 10	258	4- 6	51	315	187	187	16	16	
DIV. I NON-CONF.	1- 5	311	0- 2	37	345	251	251	16	16	
TOTALS	RPI 1-25	RPI 26-50	W-L RECORDS	RPI 51-100	RPI 101-150	RPI 150+				
5- 10	0- 0	0- 2	OVERALL	0- 2	1- 2	4- 4				
3- 3	0- 0	0- 1	HOME	0- 1	0- 1	3- 0				
2- 6	0- 0	0- 1	AWAY	0- 1	1- 1	1- 3				
0- 1	0- 0	0- 0	NEUTRAL	0- 0	0- 0	0- 1				
1- 5	0- 0	0- 1	NON-CONFERENCE	0- 1	0- 0	1- 3				
1- 0	0- 0	0- 0	HOME	0- 0	0- 0	1- 0				
0- 4	0- 0	0- 1	AWAY	0- 1	0- 0	0- 2				
0- 1	0- 0	0- 0	NEUTRAL	0- 0	0- 0	0- 1				
4- 5	0- 0	0- 1	CONFERENCE	0- 1	1- 2	3- 1				
2- 3	0- 0	0- 1	HOME	0- 1	0- 1	2- 0				
2- 2	0- 0	0- 0	AWAY	0- 0	1- 1	1- 1				
0- 0	0- 0	0- 0	NEUTRAL	0- 0	0- 0	0- 0				

RPI 1-25				RPI 26-50				RPI 51-100				RPI 101+				Team's RPI: 187	
RPI	S	Opponent	Score	RPI	S	Opponent	Score	RPI	S	Opponent	Score	RPI	S	Opponent	Score		
				38	A	Mississippi St.	46 80	58	A	Wichita St.	42 57	139	A	La.-Lafayette	67 60		
				46	H	UALR	41 79	72	H	Arkansas St.	57 77	145	A	Texas St.	64 70		
												146	H	Troy	77 82		
												200	A	Stephen F. Austin	54 82		
												202	H	McNeese St.	66 63		
												211	A	Georgia St.	72 80		
												223	N	George Mason	53 65		
												248	A	Texas-Arlington	63 51		
												248	H	Texas-Arlington	56 51		
												286	H	Ga. Southern	72 66		
												334	A	Alcorn	53 62		
LAST 12 Division I GAMES:																	
				286	H	Ga. Southern	72 66	248	A	Texas-Arlington	63 51						
				248	H	Texas-Arlington	56 51	72	H	Arkansas St.	57 77						
				139	A	La.-Lafayette	67 60	211	A	Georgia St.	72 80						
				46	H	UALR	41 79	223	N	George Mason	53 65						
				146	H	Troy	77 82	58	A	Wichita St.	42 57						
				145	A	Texas St.	64 70	202	H	McNeese St.	66 63						

Non-Div I Games: Southern Ark. 78 67 LSU-Alexandria 94 49 William Carey 68 35

La.-Monroe

Loss, Non-Conf, S Site, H Home A Away N Neutral

## Lafayette

Through Games Of Jan. 25, 2015

Average RPI Win:	241	WON-LOST	WINNING	LAST 10	STRENGTH OF	OPP. STRENGTH	TEAM	ADJ.	CONF.	ADJ CONF.
Average RPI Loss:	145	RECORD	PCT. RANK	GAMES	SCHEDULE	OF SCHEDULE	RPI	RPI	RPI	RPI
DIV. I ONLY	10- 9	158	5- 5	185	276	162	162	20	20	
DIV. I NON-CONF.	7- 4	107	2- 2	222	284	103	103	22	22	
TOTALS	RPI 1-25	RPI 26-50	W-L RECORDS	RPI 51-100	RPI 101-150	RPI 150+				
10- 9	0- 1	0- 1	OVERALL	1- 1	2- 2	7- 4				
6- 2	0- 0	0- 0	HOME	1- 0	2- 1	3- 1				
4- 7	0- 1	0- 1	AWAY	0- 1	0- 1	4- 3				
0- 0	0- 0	0- 0	NEUTRAL	0- 0	0- 0	0- 0				
7- 4	0- 1	0- 1	NON-CONFERENCE	1- 0	1- 0	5- 2				
4- 0	0- 0	0- 0	HOME	1- 0	1- 0	2- 0				
3- 4	0- 1	0- 1	AWAY	0- 0	0- 0	3- 2				
0- 0	0- 0	0- 0	NEUTRAL	0- 0	0- 0	0- 0				
3- 5	0- 0	0- 0	CONFERENCE	0- 1	1- 2	2- 2				
2- 2	0- 0	0- 0	HOME	0- 0	1- 1	1- 1				
1- 3	0- 0	0- 0	AWAY	0- 1	0- 1	1- 1				
0- 0	0- 0	0- 0	NEUTRAL	0- 0	0- 0	0- 0				

RPI 1-25				RPI 26-50				RPI 51-100				RPI 101+ Team's RPI: 162			
RPI	S	Opponent	Score	RPI	S	Opponent	Score	RPI	S	Opponent	Score	RPI	S	Opponent	Score
9	A	Louisville	61 102	39	A	Seton Hall	63 80	73	A	American	44 63	116	A	Lehigh	60 65
								88	H	Penn	60 57	130	H	Bucknell	71 77
												140	H	Hartford	74 59
												144	H	Army	71 60
												192	H	Holy Cross	46 64
												205	A	Stony Brook	58 60
												219	H	Delaware	63 52
												236	A	Navy	52 65
												265	H	NJIT	66 50
												267	A	Loyola Maryland	57 49
												306	H	Boston U.	67 60
												308	A	Columbia	65 72
												315	A	Rider	66 48
												318	A	St. Francis Brooklyn	73 51
												344	A	Saint Peter's	49 34
LAST 12 Division I GAMES:															
116	A	Lehigh	60 65	236	A	Navy	52 65								
192	H	Holy Cross	46 64	144	H	Army	71 60								
73	A	American	44 63	344	A	Saint Peter's	49 34								
267	A	Loyola Maryland	57 49	265	H	NJIT	66 50								
306	H	Boston U.	67 60	205	A	Stony Brook	58 60								
130	H	Bucknell	71 77	39	A	Seton Hall	63 80								

Non-Div I Games:

Lafayette

■ Loss, 
 ■ Non-Conf, S Site, 
 ■ Home 
 ■ Away 
 N Neutral

Average RPI Win:	268	WON-LOST	WINNING	LAST 10	STRENGTH OF	OPP. STRENGTH	TEAM	ADJ.	CONF.	ADJ CONF.
Average RPI Loss:	160	RECORD	PCT. RANK	GAMES	SCHEDULE	OF SCHEDULE	RPI	RPI	RPI	RPI
DIV. I ONLY	6- 10	238	6- 3	209	289	238	238	29	29	
DIV. I NON-CONF.	0- 8	338	0- 3	86	149	306	306	28	28	
TOTALS	RPI 1-25	RPI 26-50	W-L RECORDS	RPI 51-100	RPI 101-150	RPI 150+				
6- 10	0- 1	0- 0	OVERALL	0- 1	0- 3	6- 5				
3- 3	0- 0	0- 0	HOME	0- 0	0- 1	3- 2				
3- 7	0- 1	0- 0	AWAY	0- 1	0- 2	3- 3				
0- 0	0- 0	0- 0	NEUTRAL	0- 0	0- 0	0- 0				
0- 8	0- 1	0- 0	NON-CONFERENCE	0- 1	0- 3	0- 3				
0- 2	0- 0	0- 0	HOME	0- 0	0- 1	0- 1				
0- 6	0- 1	0- 0	AWAY	0- 1	0- 2	0- 2				
0- 0	0- 0	0- 0	NEUTRAL	0- 0	0- 0	0- 0				
6- 2	0- 0	0- 0	CONFERENCE	0- 0	0- 0	6- 2				
3- 1	0- 0	0- 0	HOME	0- 0	0- 0	3- 1				
3- 1	0- 0	0- 0	AWAY	0- 0	0- 0	3- 1				
0- 0	0- 0	0- 0	NEUTRAL	0- 0	0- 0	0- 0				

RPI 1-25				RPI 26-50				RPI 51-100				RPI 101+ Team's RPI: 238			
RPI	S	Opponent	Score	RPI	S	Opponent	Score	RPI	S	Opponent	Score	RPI	S	Opponent	Score
22	A	Oklahoma	73 100					68	A	TCU	68 72	122	A	Wright St.	61 82
												139	H	La.-Lafayette	55 75
												145	A	Texas St.	72 79
												166	A	Tulsa	69 73
												173	A	Northwestern St.	82 72
												191	H	UTSA	40 72
												200	H	Stephen F. Austin	55 59
												237	H	Nicholls St.	67 62
												260	A	Rice	63 97
												275	H	Central Ark.	82 46
												283	H	Southeastern La.	83 60
												284	A	A&M-Corpus Christi	51 56
												290	A	Houston Baptist	80 64
												347	A	New Orleans	64 54
LAST 12 Division I GAMES:															
290	A	Houston Baptist	80 64	347	A	New Orleans	64 54								
200	H	Stephen F. Austin	55 59	237	H	Nicholls St.	67 62								
173	A	Northwestern St.	82 72	260	A	Rice	63 97								
283	H	Southeastern La.	83 60	122	A	Wright St.	61 82								
275	H	Central Ark.	82 46	68	A	TCU	68 72								
284	A	A&M-Corpus Christi	51 56	145	A	Texas St.	72 79								

Non-Div I Games:      Huston-Tillotson    95    47      St. Thomas (TX)    67    35      Ohio Valley      93    42

Lamar

Loss, Non-Conf, S Site, H Home A Away N Neutral

Average RPI Win: <b>220</b>	WON-LOST	WINNING	LAST 10	STRENGTH OF	OPP. STRENGTH	TEAM	ADJ.	CONF.	ADJ CONF.
Average RPI Loss: <b>133</b>	RECORD	PCT. RANK	GAMES	SCHEDULE	OF SCHEDULE	RPI	RPI	RPI	RPI
DIV. I ONLY	12- 5	59	6- 4	282	163	116	116	20	20
DIV. I NON-CONF.	7- 2	47	2- 2	267	106	80	80	22	22
<hr/>									
TOTALS	RPI 1-25	RPI 26-50	W-L RECORDS	RPI 51-100	RPI 101-150	RPI 150+			
12- 5	0- 1	0- 0	OVERALL	1- 2	2- 0	9- 2			
4- 2	0- 0	0- 0	HOME	1- 2	1- 0	2- 0			
7- 3	0- 1	0- 0	AWAY	0- 0	1- 0	6- 2			
1- 0	0- 0	0- 0	NEUTRAL	0- 0	0- 0	1- 0			
7- 2	0- 1	0- 0	NON-CONFERENCE	1- 1	1- 0	5- 0			
1- 1	0- 0	0- 0	HOME	1- 1	0- 0	0- 0			
5- 1	0- 1	0- 0	AWAY	0- 0	1- 0	4- 0			
1- 0	0- 0	0- 0	NEUTRAL	0- 0	0- 0	1- 0			
5- 3	0- 0	0- 0	CONFERENCE	0- 1	1- 0	4- 2			
3- 1	0- 0	0- 0	HOME	0- 1	1- 0	2- 0			
2- 2	0- 0	0- 0	AWAY	0- 0	0- 0	2- 2			
0- 0	0- 0	0- 0	NEUTRAL	0- 0	0- 0	0- 0			

RPI 1-25				RPI 26-50				RPI 51-100				RPI 101+ Team's RPI: 116			
RPI	S	Opponent	Score	RPI	S	Opponent	Score	RPI	S	Opponent	Score	RPI	S	Opponent	Score
5	A	Arizona St.	61 <b>81</b>					73	H	American	73 <b>75</b>	118	A	Saint Joseph's	73 71
								84	H	Duquesne	75 <b>82</b>	144	H	Army	63 51
								85	H	Hampton	85 67	162	H	Lafayette	65 60
												192	A	Holy Cross	66 60
												221	A	Monmouth	82 70
												226	A	Sacred Heart	85 77
												236	A	Navy	44 <b>47</b>
												265	A	NJIT	74 54
												267	A	Loyola Maryland	52 <b>64</b>
												271	A	Colgate	86 68
												305	N	Eastern Ill.	72 69
												306	H	Boston U.	85 64
												344	A	Saint Peter's	70 58
<hr/>															
LAST 12 Division I GAMES:															
162	H	Lafayette	65 60	306	H	Boston U.	85 64								
236	A	Navy	44 <b>47</b>	271	A	Colgate	86 68								
192	A	Holy Cross	66 60	84	H	Duquesne	75 <b>82</b>								
73	H	American	73 <b>75</b>	305	N	Eastern Ill.	72 69								
267	A	Loyola Maryland	52 <b>64</b>	5	A	Arizona St.	61 <b>81</b>								
144	H	Army	63 51	118	A	Saint Joseph's	73 71								

Non-Div I Games: East Stroudsburg 77 53

Lehigh

■ Loss, 
 ■ Non-Conf, S Site, 
 ■ Home 
 ■ Away 
 N Neutral



Liberty

Through Games Of Jan. 25, 2015

Average RPI Win:	241	WON-LOST	WINNING	LAST 10	STRENGTH OF	OPP. STRENGTH	TEAM	ADJ.	CONF.	ADJ CONF.
Average RPI Loss:	103	RECORD	PCT. RANK	GAMES	SCHEDULE	OF SCHEDULE	RPI	RPI	RPI	RPI
DIV. I ONLY	13- 6	73	1- 0	219	218	107	107	30	30	
DIV. I NON-CONF.	4- 5	188	1- 0	93	4	117	117	33	33	
TOTALS	RPI 1-25	RPI 26-50	W-L RECORDS	RPI 51-100	RPI 101-150	RPI 150+				
13- 6	0- 1	0- 1	OVERALL	0- 1	3- 1	10- 2				
7- 1	0- 0	0- 0	HOME	0- 0	3- 0	4- 1				
5- 4	0- 0	0- 1	AWAY	0- 1	0- 1	5- 1				
1- 1	0- 1	0- 0	NEUTRAL	0- 0	0- 0	1- 0				
4- 5	0- 1	0- 1	NON-CONFERENCE	0- 1	2- 1	2- 1				
2- 1	0- 0	0- 0	HOME	0- 0	2- 0	0- 1				
1- 3	0- 0	0- 1	AWAY	0- 1	0- 1	1- 0				
1- 1	0- 1	0- 0	NEUTRAL	0- 0	0- 0	1- 0				
9- 1	0- 0	0- 0	CONFERENCE	0- 0	1- 0	8- 1				
5- 0	0- 0	0- 0	HOME	0- 0	1- 0	4- 0				
4- 1	0- 0	0- 0	AWAY	0- 0	0- 0	4- 1				
0- 0	0- 0	0- 0	NEUTRAL	0- 0	0- 0	0- 0				

RPI 1-25			RPI 26-50			RPI 51-100			RPI 101+ Team's RPI: 107		
RPI	S	Opponent	Score	RPI	S	Opponent	Score	RPI	S	Opponent	Score
10	N	South Carolina	44 84	31	A	Minnesota	60 74	57	A	North Carolina St.	64 67
								102	H	VCU	69 53
								106	A	Elon	62 73
								118	H	Saint Joseph's	76 75
								148	H	High Point	64 47
								196	H	Charlotte	77 79
								197	N	Penn St.	80 68
								209	A	Radford	72 63
								211	A	Georgia St.	73 71
								217	A	Winthrop	58 63
								240	H	Presbyterian	59 42
								245	H	Campbell	64 40
								316	A	Coastal Caro.	66 47
								324	H	Gardner-Webb	56 47
								332	A	UNC Asheville	67 55
								341	H	Longwood	70 48
								349	A	Charleston So.	86 51
LAST 12 Division I GAMES:											
211	A	Georgia St.	73 71	240	H	Presbyterian	59 42				
245	H	Campbell	64 40	148	H	High Point	64 47				
217	A	Winthrop	58 63	332	A	UNC Asheville	67 55				
349	A	Charleston So.	86 51	10	N	South Carolina	44 84				
341	H	Longwood	70 48	31	A	Minnesota	60 74				
316	A	Coastal Caro.	66 47	57	A	North Carolina St.	64 67				

Non-Div I Games:

Liberty

Loss, Non-Conf, S Site, H Home A Away N Neutral

Average RPI Win: <b>241</b>	WON-LOST	WINNING	LAST 10	STRENGTH OF	OPP. STRENGTH	TEAM	ADJ.	CONF.	ADJ CONF.
Average RPI Loss: <b>173</b>	RECORD	PCT. RANK	GAMES	SCHEDULE	OF SCHEDULE	RPI	RPI	RPI	RPI
DIV. I ONLY	7- 11	229	0- 1	270	242	257	257	11	11
DIV. I NON-CONF.	4- 9	243	0- 1	277	246	296	296	12	12
TOTALS	RPI 1-25	RPI 26-50	W-L RECORDS	RPI 51-100	RPI 101-150	RPI 150+			
7- 11	0- 1	0- 0	OVERALL	0- 1	1- 2	6- 7			
4- 4	0- 1	0- 0	HOME	0- 0	1- 1	3- 2			
3- 6	0- 0	0- 0	AWAY	0- 1	0- 0	3- 5			
0- 1	0- 0	0- 0	NEUTRAL	0- 0	0- 1	0- 0			
4- 9	0- 1	0- 0	NON-CONFERENCE	0- 1	0- 2	4- 5			
3- 3	0- 1	0- 0	HOME	0- 0	0- 1	3- 1			
1- 5	0- 0	0- 0	AWAY	0- 1	0- 0	1- 4			
0- 1	0- 0	0- 0	NEUTRAL	0- 0	0- 1	0- 0			
3- 2	0- 0	0- 0	CONFERENCE	0- 0	1- 0	2- 2			
1- 1	0- 0	0- 0	HOME	0- 0	1- 0	0- 1			
2- 1	0- 0	0- 0	AWAY	0- 0	0- 0	2- 1			
0- 0	0- 0	0- 0	NEUTRAL	0- 0	0- 0	0- 0			

RPI 1-25				RPI 26-50				RPI 51-100				RPI 101+ Team's RPI: 257			
RPI	S	Opponent	Score	RPI	S	Opponent	Score	RPI	S	Opponent	Score	RPI	S	Opponent	Score
3	H	Tennessee	51 <b>85</b>					66	A	Georgia Tech	53 <b>71</b>	109	H	Kennesaw St.	79 61
												122	H	Wright St.	66 <b>79</b>
												129	N	Harvard	63 <b>84</b>
												167	A	Xavier	38 <b>62</b>
												181	A	Belmont	60 <b>80</b>
												203	A	North Florida	71 62
												207	H	Northern Ky.	70 <b>81</b>
												215	A	Morehead St.	61 59
												225	A	USC Upstate	68 <b>71</b>
												233	H	Tennessee St.	55 <b>73</b>
												242	A	UAB	54 <b>72</b>
												266	A	Jacksonville	75 63
												280	H	Jackson St.	72 45
												286	H	Ga. Southern	80 74
												331	H	Tennessee Tech	72 53
												333	A	Murray St.	71 <b>74</b>
LAST 12 Division I GAMES:															
129	N	Harvard	63 <b>84</b>	66	A	Georgia Tech	53 <b>71</b>	167	A	Xavier	38 <b>62</b>	331	H	Tennessee Tech	72 53
203	A	North Florida	71 62	207	H	Northern Ky.	70 <b>81</b>	280	H	Jackson St.	72 45	3	H	Tennessee	51 <b>85</b>
266	A	Jacksonville	75 63					181	A	Belmont	60 <b>80</b>				
109	H	Kennesaw St.	79 61												
225	A	USC Upstate	68 <b>71</b>												

Non-Div I Games: Trevecca Nazarene 95 71

Lipscomb

■ Loss, 
 ■ Non-Conf, 
 ■ S Site, 
 ■ H Home 
 ■ A Away 
 N Neutral

Average RPI Win:	179	WON-LOST	WINNING	LAST 10	STRENGTH OF	OPP. STRENGTH	TEAM	ADJ.	CONF.	ADJ CONF.
Average RPI Loss:	88	RECORD	PCT. RANK	GAMES	SCHEDULE	OF SCHEDULE	RPI	RPI	RPI	RPI
DIV. I ONLY	16- 2	16	9- 1	232	63	59	59	14	14	
DIV. I NON-CONF.	12- 1	8	7- 0	169	57	40	40	14	14	
TOTALS	RPI 1-25	RPI 26-50	W-L RECORDS	RPI 51-100	RPI 101-150	RPI 150+				
16- 2	0- 0	1- 0	OVERALL	4- 2	2- 0	9- 0				
9- 2	0- 0	1- 0	HOME	3- 2	1- 0	4- 0				
6- 0	0- 0	0- 0	AWAY	1- 0	0- 0	5- 0				
1- 0	0- 0	0- 0	NEUTRAL	0- 0	1- 0	0- 0				
12- 1	0- 0	1- 0	NON-CONFERENCE	3- 1	2- 0	6- 0				
7- 1	0- 0	1- 0	HOME	2- 1	1- 0	3- 0				
4- 0	0- 0	0- 0	AWAY	1- 0	0- 0	3- 0				
1- 0	0- 0	0- 0	NEUTRAL	0- 0	1- 0	0- 0				
4- 1	0- 0	0- 0	CONFERENCE	1- 1	0- 0	3- 0				
2- 1	0- 0	0- 0	HOME	1- 1	0- 0	1- 0				
2- 0	0- 0	0- 0	AWAY	0- 0	0- 0	2- 0				
0- 0	0- 0	0- 0	NEUTRAL	0- 0	0- 0	0- 0				

RPI 1-25			RPI 26-50			RPI 51-100			Team's RPI: 59	RPI 101+		
RPI	S	Opponent	Score	RPI	S	Opponent	Score	RPI	S	Opponent	Score	RPI
				28	H	California	58 56	56	H	Pacific	53 43	131
								76	H	LSU	59 44	142
								77	H	Southern California	85 90	153
								95	A	Colorado	62 56	178
								96	H	UC Davis	63 60	188
								99	H	CSUN	52 67	229
										279	A	Portland St.
										281	H	UC Irvine
										287	H	LIU Brooklyn
										313	H	Seattle
										336	A	UC Santa Barbara
LAST 12 Division I GAMES:												
				99	H	CSUN	52 67	287	H	LIU Brooklyn	71 63	
				336	A	UC Santa Barbara	81 44	56	H	Pacific	53 43	
				153	A	Cal Poly	85 74	178	H	Fla. Atlantic	85 60	
				96	H	UC Davis	63 60	76	H	LSU	59 44	
				281	H	UC Irvine	57 40	28	H	California	58 56	
				95	A	Colorado	62 56	142	H	San Francisco	70 58	

Non-Div I Games: Alas. Anchorage 69 60

Long Beach St.

■ Loss, 
 ■ Non-Conf, 
 ■ S Site, 
 ■ Home 
 ■ A Away 
 N Neutral

Average RPI Win:	330	WON-LOST	WINNING	LAST 10	STRENGTH OF	OPP. STRENGTH	TEAM	ADJ.	CONF.	ADJ CONF.
Average RPI Loss:	190	RECORD	PCT. RANK	GAMES	SCHEDULE	OF SCHEDULE	RPI	RPI	RPI	RPI
DIV. I ONLY	3- 16	326	3- 7	288	303	341	341	30	30	
DIV. I NON-CONF.	0- 9	338	0- 3	256	119	340	340	33	33	
TOTALS	RPI 1-25	RPI 26-50	W-L RECORDS	RPI 51-100	RPI 101-150	RPI 150+				
3- 16	0- 0	0- 0	OVERALL	0- 2	0- 3	3- 11				
3- 5	0- 0	0- 0	HOME	0- 0	0- 0	3- 5				
0- 11	0- 0	0- 0	AWAY	0- 1	0- 1	0- 0				
0- 0	0- 0	0- 0	NEUTRAL	0- 0	0- 0	0- 0				
0- 9	0- 0	0- 0	NON-CONFERENCE	0- 2	0- 1	0- 6				
0- 2	0- 0	0- 0	HOME	0- 0	0- 0	0- 2				
0- 7	0- 0	0- 0	AWAY	0- 2	0- 1	0- 4				
0- 0	0- 0	0- 0	NEUTRAL	0- 0	0- 0	0- 0				
3- 7	0- 0	0- 0	CONFERENCE	0- 0	0- 2	3- 5				
3- 3	0- 0	0- 0	HOME	0- 0	0- 0	3- 3				
0- 4	0- 0	0- 0	AWAY	0- 0	0- 2	0- 2				
0- 0	0- 0	0- 0	NEUTRAL	0- 0	0- 0	0- 0				

RPI 1-25				RPI 26-50				RPI 51-100				RPI 101+				Team's RPI: 341	
RPI	S	Opponent	Score	RPI	S	Opponent	Score	RPI	S	Opponent	Score	RPI	S	Opponent	Score		
								98	A	Richmond	50	80	107	A	Liberty	48	70
								100	A	Virginia	49	91	113	A	Clemson	56	72
												148	A	High Point	60	81	
												168	A	Florida	46	91	
												176	A	Wake Forest	60	64	
												177	A	William & Mary	55	90	
												189	A	Virginia Tech	42	74	
												209	H	Radford	60	78	
												217	A	Winthrop	48	81	
												223	H	George Mason	61	83	
												240	A	Presbyterian	48	53	
												245	H	Campbell	58	65	
												294	H	UNC Greensboro	64	70	
												316	H	Coastal Caro.	78	74	
												324	H	Gardner-Webb	63	59	
												332	H	UNC Asheville	44	60	
												349	H	Charleston So.	79	71	
LAST 12 Division I GAMES:																	
349	H	Charleston So.	79	71	217	A	Winthrop	48	81								
240	A	Presbyterian	48	53	324	H	Gardner-Webb	63	59								
107	A	Liberty	48	70	223	H	George Mason	61	83								
209	H	Radford	60	78	113	A	Clemson	56	72								
316	H	Coastal Caro.	78	74	100	A	Virginia	49	91								
245	H	Campbell	58	65	332	H	UNC Asheville	44	60								

Non-Div I Games:

Longwood

■ Loss, 
 ■ Non-Conf, 
 ■ S Site, 
 ■ H Home 
 ■ A Away 
 N Neutral

## Louisiana Tech

Through Games Of Jan. 25, 2015

Average RPI Win:	244	WON-LOST	WINNING	LAST 10	STRENGTH OF	OPP. STRENGTH	TEAM	ADJ.	CONF.	ADJ CONF.
Average RPI Loss:	115	RECORD	PCT. RANK	GAMES	SCHEDULE	OF SCHEDULE	RPI	RPI	RPI	RPI
DIV. I ONLY	9- 8	154	0- 1	153	224	126	126	17	17	
DIV. I NON-CONF.	4- 6	207	0- 1	126	207	128	128	18	18	
TOTALS	RPI 1-25	RPI 26-50	W-L RECORDS	RPI 51-100	RPI 101-150	RPI 150+				
9- 8	0- 0	0- 2	OVERALL	0- 2	1- 1	8- 3				
5- 1	0- 0	0- 0	HOME	0- 0	0- 0	5- 1				
3- 7	0- 0	0- 0	AWAY	0- 2	0- 0	3- 0				
1- 0	0- 0	0- 0	NEUTRAL	0- 0	1- 0	0- 0				
4- 6	0- 0	0- 1	NON-CONFERENCE	0- 2	1- 1	3- 2				
1- 0	0- 0	0- 0	HOME	0- 0	0- 0	1- 0				
2- 6	0- 0	0- 1	AWAY	0- 2	0- 1	2- 2				
1- 0	0- 0	0- 0	NEUTRAL	0- 0	1- 0	0- 0				
5- 2	0- 0	0- 1	CONFERENCE	0- 0	0- 0	5- 1				
4- 1	0- 0	0- 0	HOME	0- 0	0- 0	4- 1				
1- 1	0- 0	0- 1	AWAY	0- 0	0- 0	1- 0				
0- 0	0- 0	0- 0	NEUTRAL	0- 0	0- 0	0- 0				

RPI 1-25			RPI 26-50			RPI 51-100			RPI 101+			Team's RPI: 126
RPI	S	Opponent	Score	RPI	S	Opponent	Score	RPI	S	Opponent	Score	
				38	A	Mississippi St.	77 81	66	A	Georgia Tech	81 96	129 N Harvard 83 64
				48	A	Middle Tenn.	59 82	76	A	LSU	59 73	139 A La.-Lafayette 55 58
												152 H Southern Miss. 77 79
												173 A Northwestern St. 57 69
												191 H UTSA 79 74
												200 A Stephen F. Austin 76 69
												230 A Utah 52 67
												237 H Nicholls St. 80 62
												242 A UAB 61 55
												260 H Rice 88 71
												261 H UTEP 90 72
												335 A Alabama A&M 70 68
												338 H North Texas 92 57
LAST 12 Division I GAMES:												
				66	A	Georgia Tech	81 96	261	H	UTEP	90 72	
				260	H	Rice	88 71	152	H	Southern Miss.	77 79	
				338	H	North Texas	92 57	129	N	Harvard	83 64	
				48	A	Middle Tenn.	59 82	230	A	Utah	52 67	
				242	A	UAB	61 55	237	H	Nicholls St.	80 62	
				191	H	UTSA	79 74	38	A	Mississippi St.	77 81	

Non-Div I Games: Loyola (LA) 75 61

Louisiana Tech

■ Loss, 
 ■ Non-Conf, 
 ■ S Site, 
 ■ H Home 
 ■ A Away 
 N Neutral

## Louisville

Through Games Of Jan. 25, 2015

Average RPI Win:	132	WON-LOST	WINNING	LAST 10	STRENGTH OF	OPP. STRENGTH	TEAM	ADJ.	CONF.	ADJ CONF.
Average RPI Loss:	11	RECORD	PCT. RANK	GAMES	SCHEDULE	OF SCHEDULE	RPI	RPI	RPI	RPI
DIV. I ONLY	18- 2	10	9- 1	22	51	9	9	2	2	
DIV. I NON-CONF.	12- 1	8	4- 1	62	81	18	18	4	4	
TOTALS	RPI 1-25	RPI 26-50	W-L RECORDS	RPI 51-100	RPI 101-150	RPI 150+				
18- 2	1- 2	3- 0	OVERALL	4- 0	2- 0	8- 0				
12- 1	1- 1	1- 0	HOME	4- 0	2- 0	4- 0				
6- 1	0- 1	2- 0	AWAY	0- 0	0- 0	4- 0				
0- 0	0- 0	0- 0	NEUTRAL	0- 0	0- 0	0- 0				
12- 1	1- 1	2- 0	NON-CONFERENCE	0- 0	2- 0	7- 0				
8- 1	1- 1	1- 0	HOME	0- 0	2- 0	4- 0				
4- 0	0- 0	1- 0	AWAY	0- 0	0- 0	3- 0				
0- 0	0- 0	0- 0	NEUTRAL	0- 0	0- 0	0- 0				
6- 1	0- 1	1- 0	CONFERENCE	4- 0	0- 0	1- 0				
4- 0	0- 0	0- 0	HOME	4- 0	0- 0	0- 0				
2- 1	0- 1	1- 0	AWAY	0- 0	0- 0	1- 0				
0- 0	0- 0	0- 0	NEUTRAL	0- 0	0- 0	0- 0				

RPI	S	Opponent	Score	RPI	S	Opponent	Score	RPI	S	Opponent	Score	RPI	S	Opponent	Score
8	H	Kentucky	68 77	27	H	Western Ky.	89 67	55	H	Miami (FL)	68 55	134	H	Old Dominion	100 46
11	H	Iowa	86 52	28	A	California	70 57	57	H	North Carolina St.	65 58	137	H	Ball St.	69 56
14	A	Florida St.	63 68	47	A	Pittsburgh	63 57	66	H	Georgia Tech	75 48	162	H	Lafayette	102 61
								100	H	Virginia	67 55	176	A	Wake Forest	79 68
												181	H	Belmont	95 35
												183	H	UT Martin	77 43
												204	H	Evansville	73 51
												253	A	IUPUI	89 69
												269	A	Valparaiso	86 59
												293	A	Grand Canyon	65 51
LAST 12 Division I GAMES:															
55	H	Miami (FL)	68 55	66	H	Georgia Tech	75 48								
14	A	Florida St.	63 68	204	H	Evansville	73 51								
100	H	Virginia	67 55	28	A	California	70 57								
57	H	North Carolina St.	65 58	293	A	Grand Canyon	65 51								
176	A	Wake Forest	79 68	134	H	Old Dominion	100 46								
47	A	Pittsburgh	63 57	8	H	Kentucky	68 77								

Non-Div I Games:

Louisville

■ Loss, 
 ■ Non-Conf, S Site, 
 ■ Home 
 ■ Away 
 N Neutral

## Loyola Chicago

Through Games Of Jan. 25, 2015

Average RPI Win:	256	WON-LOST	WINNING	LAST 10	STRENGTH OF	OPP. STRENGTH	TEAM	ADJ.	CONF.	ADJ CONF.
Average RPI Loss:	146	RECORD	PCT. RANK	GAMES	SCHEDULE	OF SCHEDULE	RPI	RPI	RPI	RPI
DIV. I ONLY	2- 16	333	0- 10	126	222	296	296	18	18	
DIV. I NON-CONF.	2- 9	297	0- 5	136	232	268	268	15	15	
TOTALS	RPI 1-25	RPI 26-50	W-L RECORDS	RPI 51-100	RPI 101-150	RPI 150+				
2- 16	0- 0	0- 0	OVERALL	0- 6	0- 4	2- 6				
1- 9	0- 0	0- 0	HOME	0- 5	0- 1	1- 3				
1- 7	0- 0	0- 0	AWAY	0- 1	0- 3	1- 3				
0- 0	0- 0	0- 0	NEUTRAL	0- 0	0- 0	0- 0				
2- 9	0- 0	0- 0	NON-CONFERENCE	0- 4	0- 2	2- 3				
1- 4	0- 0	0- 0	HOME	0- 3	0- 0	1- 1				
1- 5	0- 0	0- 0	AWAY	0- 1	0- 2	1- 2				
0- 0	0- 0	0- 0	NEUTRAL	0- 0	0- 0	0- 0				
0- 7	0- 0	0- 0	CONFERENCE	0- 2	0- 2	0- 3				
0- 5	0- 0	0- 0	HOME	0- 2	0- 1	0- 2				
0- 2	0- 0	0- 0	AWAY	0- 0	0- 1	0- 1				
0- 0	0- 0	0- 0	NEUTRAL	0- 0	0- 0	0- 0				

RPI 1-25				RPI 26-50				RPI 51-100				RPI 101+				Team's RPI: 296	
RPI	S	Opponent	Score	RPI	S	Opponent	Score	RPI	S	Opponent	Score	RPI	S	Opponent	Score		
								52	A	Northwestern	33	70	114	H	UNI	58	75
								58	H	Wichita St.	41	65	115	A	Indiana St.	37	64
								66	H	Georgia Tech	57	92	119	A	Dartmouth	58	70
								80	H	DePaul	84	109	133	A	Missouri	45	56
								83	H	Drake	60	86	185	H	Missouri St.	57	87
								89	H	Michigan St.	38	90	193	A	Ill.-Chicago	28	63
													204	A	Evansville	38	63
													207	A	Northern Ky.	45	38
													242	H	UAB	51	61
													273	A	Marquette	71	86
													305	H	Eastern Ill.	63	52
													323	H	Bradley	45	46
LAST 12 Division I GAMES:																	
323	H	Bradley	45	46	83	H	Drake	60	86								
58	H	Wichita St.	41	65	193	A	Ill.-Chicago	28	63								
185	H	Missouri St.	57	87	119	A	Dartmouth	58	70								
115	A	Indiana St.	37	64	80	H	DePaul	84	109								
204	A	Evansville	38	63	89	H	Michigan St.	38	90								
114	H	UNI	58	75	52	A	Northwestern	33	70								

Non-Div I Games:

Loyola Chicago

■ Loss, 
 ■ Non-Conf, 
 ■ S Site, 
 ■ H Home 
 ■ A Away 
 N Neutral

Average RPI Win:	257	WON-LOST	WINNING	LAST 10	STRENGTH OF	OPP. STRENGTH	TEAM	ADJ.	CONF.	ADJ CONF.
Average RPI Loss:	142	RECORD	PCT. RANK	GAMES	SCHEDULE	OF SCHEDULE	RPI	RPI	RPI	RPI
DIV. I ONLY	5- 14	290	3- 7	168	183	267	267	20	20	
DIV. I NON-CONF.	2- 9	297	1- 3	199	122	311	311	22	22	
TOTALS	RPI 1-25	RPI 26-50	W-L RECORDS	RPI 51-100	RPI 101-150	RPI 150+				
5- 14	0- 2	0- 1	OVERALL	0- 2	1- 3	4- 6				
4- 6	0- 1	0- 0	HOME	0- 1	1- 1	3- 3				
1- 8	0- 1	0- 1	AWAY	0- 1	0- 2	1- 3				
0- 0	0- 0	0- 0	NEUTRAL	0- 0	0- 0	0- 0				
2- 9	0- 2	0- 1	NON-CONFERENCE	0- 1	0- 1	2- 4				
2- 4	0- 1	0- 0	HOME	0- 1	0- 1	2- 1				
0- 5	0- 1	0- 1	AWAY	0- 0	0- 0	0- 3				
0- 0	0- 0	0- 0	NEUTRAL	0- 0	0- 0	0- 0				
3- 5	0- 0	0- 0	CONFERENCE	0- 1	1- 2	2- 2				
2- 2	0- 0	0- 0	HOME	0- 0	1- 0	1- 2				
1- 3	0- 0	0- 0	AWAY	0- 1	0- 2	1- 0				
0- 0	0- 0	0- 0	NEUTRAL	0- 0	0- 0	0- 0				

RPI 1-25				RPI 26-50				RPI 51-100				RPI 101+ Team's RPI: 267			
RPI	S	Opponent	Score	RPI	S	Opponent	Score	RPI	S	Opponent	Score	RPI	S	Opponent	Score
4	A	Maryland	43 65	47	A	Pittsburgh	46 84	73	A	American	50 62	111	H	Cornell	61 79
13	H	George Washington	49 72					87	H	East Carolina	33 82	116	H	Lehigh	64 52
												130	A	Bucknell	49 66
												144	A	Army	44 55
												162	H	Lafayette	49 57
												177	A	William & Mary	71 72
												206	H	Towson	50 63
												236	H	Navy	55 49
												264	A	Georgetown	44 71
												271	H	Colgate	45 72
												285	H	Mt. St. Mary's	56 49
												303	A	UMBC	58 81
												306	A	Boston U.	63 53
												344	H	Saint Peter's	59 49
LAST 12 Division I GAMES:															
271	H	Colgate	45 72	144	A	Army	44 55								
130	A	Bucknell	49 66	236	H	Navy	55 49								
306	A	Boston U.	63 53	13	H	George Washington	49 72								
162	H	Lafayette	49 57	111	H	Cornell	61 79								
116	H	Lehigh	64 52	344	H	Saint Peter's	59 49								
73	A	American	50 62	87	H	East Carolina	33 82								

Non-Div I Games:

Loyola Maryland

■ Loss, 
 ■ Non-Conf, 
 S Site, 
 ■ Home 
 ■ Away 
 N Neutral



## Loyola Marymount

Through Games Of Jan. 25, 2015

Average RPI Win:	240	WON-LOST	WINNING	LAST 10	STRENGTH OF	OPP. STRENGTH	TEAM	ADJ.	CONF.	ADJ CONF.
Average RPI Loss:	142	RECORD	PCT. RANK	GAMES	SCHEDULE	OF SCHEDULE	RPI	RPI	RPI	RPI
DIV. I ONLY	3- 17	329	1- 9	132	181	295	295	8	8	
DIV. I NON-CONF.	2- 9	297	0- 3	188	300	319	319	7	7	
TOTALS	RPI 1-25	RPI 26-50	W-L RECORDS	RPI 51-100	RPI 101-150	RPI 150+				
3- 17	0- 0	0- 2	OVERALL	0- 6	0- 3	3- 6				
3- 7	0- 0	0- 1	HOME	0- 2	0- 3	3- 1				
0- 10	0- 0	0- 1	AWAY	0- 4	0- 0	0- 5				
0- 0	0- 0	0- 0	NEUTRAL	0- 0	0- 0	0- 0				
2- 9	0- 0	0- 1	NON-CONFERENCE	0- 2	0- 2	2- 4				
2- 4	0- 0	0- 1	HOME	0- 0	0- 2	2- 1				
0- 5	0- 0	0- 0	AWAY	0- 2	0- 0	0- 3				
0- 0	0- 0	0- 0	NEUTRAL	0- 0	0- 0	0- 0				
1- 8	0- 0	0- 1	CONFERENCE	0- 4	0- 1	1- 2				
1- 3	0- 0	0- 0	HOME	0- 2	0- 1	1- 0				
0- 5	0- 0	0- 1	AWAY	0- 2	0- 0	0- 2				
0- 0	0- 0	0- 0	NEUTRAL	0- 0	0- 0	0- 0				

RPI 1-25				RPI 26-50				RPI 51-100				RPI 101+ Team's RPI: 295			
RPI	S	Opponent	Score	RPI	S	Opponent	Score	RPI	S	Opponent	Score	RPI	S	Opponent	Score
				45	A	Gonzaga	62 76	53	A	St. Mary's (CA)	71 72	125	H	Hawaii	76 85
				49	H	Washington St.	60 87	56	A	Pacific	69 89	136	H	UC Riverside	55 81
								60	H	BYU	63 71	142	H	San Francisco	65 74
								77	A	Southern California	54 96	153	H	Cal Poly	79 87
								78	H	San Diego	59 67	188	A	Pepperdine	91 98
								90	A	Oklahoma St.	65 76	208	H	Santa Clara	82 57
												242	H	UAB	66 61
												254	A	Portland	65 83
												270	H	Bowling Green	51 48
												272	A	UNLV	76 91
												313	A	Seattle	57 62
												328	A	Northern Ariz.	64 82
LAST 12 Division I GAMES:															
				142	H	San Francisco	65 74	53	A	St. Mary's (CA)	71 72				
				208	H	Santa Clara	82 57	56	A	Pacific	69 89				
				45	A	Gonzaga	62 76	188	A	Pepperdine	91 98				
				254	A	Portland	65 83	49	H	Washington St.	60 87				
				78	H	San Diego	59 67	125	H	Hawaii	76 85				
				60	H	BYU	63 71	77	A	Southern California	54 96				

Non-Div I Games:

Loyola Marymount

■ Loss, 
■ Non-Conf, 
■ S Site, 
■ H Home 
■ A Away 
N Neutral

Average RPI Win:	213	WON-LOST	WINNING	LAST 10	STRENGTH OF	OPP. STRENGTH	TEAM	ADJ.	CONF.	ADJ CONF.
Average RPI Loss:	123	RECORD	PCT. RANK	GAMES	SCHEDULE	OF SCHEDULE	RPI	RPI	RPI	RPI
DIV. I ONLY	14- 6	62	7- 3	228	160	117	117	23	23	
DIV. I NON-CONF.	8- 5	123	3- 2	178	134	127	127	24	24	
TOTALS	RPI 1-25	RPI 26-50	W-L RECORDS	RPI 51-100	RPI 101-150	RPI 150+				
14- 6	0- 1	0- 0	OVERALL	0- 1	5- 2	9- 2				
9- 2	0- 0	0- 0	HOME	0- 1	3- 0	6- 1				
5- 3	0- 0	0- 0	AWAY	0- 0	2- 2	3- 1				
0- 1	0- 1	0- 0	NEUTRAL	0- 0	0- 0	0- 0				
8- 5	0- 1	0- 0	NON-CONFERENCE	0- 0	4- 2	4- 2				
6- 1	0- 0	0- 0	HOME	0- 0	3- 0	3- 1				
2- 3	0- 0	0- 0	AWAY	0- 0	1- 2	1- 1				
0- 1	0- 1	0- 0	NEUTRAL	0- 0	0- 0	0- 0				
6- 1	0- 0	0- 0	CONFERENCE	0- 1	1- 0	5- 0				
3- 1	0- 0	0- 0	HOME	0- 1	0- 0	3- 0				
3- 0	0- 0	0- 0	AWAY	0- 0	1- 0	2- 0				
0- 0	0- 0	0- 0	NEUTRAL	0- 0	0- 0	0- 0				

RPI S	Opponent	Score	RPI S	Opponent	Score	RPI S	Opponent	Score	RPI S	Opponent	Score	Team's RPI: 117
18 N	North Carolina	36 65				71 H	Albany (NY)	43 49	105 H	Boston College	69 64	
									119 H	Dartmouth	53 38	
									121 A	Yale	55 57	
									129 H	Harvard	65 46	
									138 A	Bryant	52 65	
									140 A	Hartford	68 57	
									150 A	Central Conn. St.	72 58	
									163 A	Massachusetts	60 68	
									177 A	William & Mary	54 51	
									205 A	Stony Brook	58 55	
									226 H	Sacred Heart	58 59	
									252 H	Northeastern	60 51	
									256 H	UMass Lowell	68 54	
									263 H	Brown	58 53	
									287 H	LIU Brooklyn	65 59	
									291 H	Binghamton	70 48	
									303 A	UMBC	56 42	
									311 H	Vermont	74 46	
LAST 12 Division I GAMES:												
303 A	UMBC	56 42	121 A	Yale	55 57							
311 H	Vermont	74 46	71 H	Albany (NY)	43 49							
291 H	Binghamton	70 48	177 A	William & Mary	54 51							
205 A	Stony Brook	58 55	18 N	North Carolina	36 65							
256 H	UMass Lowell	68 54	252 H	Northeastern	60 51							
140 A	Hartford	68 57	119 H	Dartmouth	53 38							

Non-Div I Games:

Maine

■ Loss, 
 ■ Non-Conf, 
 S Site, 
 ■ Home 
 ■ Away 
 N Neutral

Average RPI Win:	254	WON-LOST	WINNING	LAST 10	STRENGTH OF	OPP. STRENGTH	TEAM	ADJ.	CONF.	ADJ CONF.
Average RPI Loss:	166	RECORD	PCT. RANK	GAMES	SCHEDULE	OF SCHEDULE	RPI	RPI	RPI	RPI
DIV. I ONLY	2- 16	333	1- 9	123	299	302	302	24	24	
DIV. I NON-CONF.	1- 8	322	0- 4	68	316	264	264	23	23	
TOTALS	RPI 1-25	RPI 26-50	W-L RECORDS	RPI 51-100	RPI 101-150	RPI 150+				
2- 16	0- 0	0- 1	OVERALL	0- 3	0- 2	2- 10				
1- 9	0- 0	0- 0	HOME	0- 1	0- 2	1- 6				
1- 7	0- 0	0- 1	AWAY	0- 2	0- 0	1- 4				
0- 0	0- 0	0- 0	NEUTRAL	0- 0	0- 0	0- 0				
1- 8	0- 0	0- 0	NON-CONFERENCE	0- 3	0- 1	1- 4				
0- 5	0- 0	0- 0	HOME	0- 1	0- 1	0- 3				
1- 3	0- 0	0- 0	AWAY	0- 2	0- 0	1- 1				
0- 0	0- 0	0- 0	NEUTRAL	0- 0	0- 0	0- 0				
1- 8	0- 0	0- 1	CONFERENCE	0- 0	0- 1	1- 6				
1- 4	0- 0	0- 0	HOME	0- 0	0- 1	1- 3				
0- 4	0- 0	0- 1	AWAY	0- 0	0- 0	0- 3				
0- 0	0- 0	0- 0	NEUTRAL	0- 0	0- 0	0- 0				

RPI 1-25				RPI 26-50				RPI 51-100				RPI 101+ Team's RPI: 302			
RPI	S	Opponent	Score	RPI	S	Opponent	Score	RPI	S	Opponent	Score	RPI	S	Opponent	Score
				34	A	Quinnipiac	51 85	69	A	Ohio	58 82	124	H	Marist	45 67
								70	A	Fordham	41 70	144	H	Army	49 81
								73	H	American	52 60	155	H	New Hampshire	54 58
												165	A	Siena	51 59
												175	H	Iona	62 79
												180	H	Buffalo	58 68
												192	A	Holy Cross	66 60
												195	A	La Salle	48 61
												221	H	Monmouth	69 73
												234	A	Niagara	36 64
												247	A	Canisius	44 55
												247	H	Canisius	45 56
												315	H	Rider	55 52
												327	H	Fairleigh Dickinson	54 73
LAST 12 Division I GAMES:															
165	A	Siena	51 59	247	H	Canisius	45 56								
34	A	Quinnipiac	51 85	155	H	New Hampshire	54 58								
221	H	Monmouth	69 73	180	H	Buffalo	58 68								
124	H	Marist	45 67	73	H	American	52 60								
175	H	Iona	62 79	70	A	Fordham	41 70								
315	H	Rider	55 52	234	A	Niagara	36 64								

Non-Div I Games:

Manhattan

Average RPI Win: <b>221</b>	WON-LOST	WINNING	LAST 10	STRENGTH OF	OPP. STRENGTH	TEAM	ADJ.	CONF.	ADJ CONF.
Average RPI Loss: <b>112</b>	RECORD	PCT. RANK	GAMES	SCHEDULE	OF SCHEDULE	RPI	RPI	RPI	RPI
DIV. I ONLY	12- 7	93	8- 2	184	162	124	124	24	24
DIV. I NON-CONF.	4- 5	188	3- 0	103	61	154	154	23	23
TOTALS	RPI 1-25	RPI 26-50	W-L RECORDS	RPI 51-100	RPI 101-150	RPI 150+			
12- 7	0- 1	0- 2	OVERALL	2- 1	0- 0	10- 3			
8- 2	0- 0	0- 0	HOME	2- 1	0- 0	6- 1			
3- 4	0- 1	0- 1	AWAY	0- 0	0- 0	3- 2			
1- 1	0- 0	0- 1	NEUTRAL	0- 0	0- 0	1- 0			
4- 5	0- 1	0- 1	NON-CONFERENCE	2- 1	0- 0	2- 2			
3- 1	0- 0	0- 0	HOME	2- 1	0- 0	1- 0			
0- 3	0- 1	0- 0	AWAY	0- 0	0- 0	0- 2			
1- 1	0- 0	0- 1	NEUTRAL	0- 0	0- 0	1- 0			
8- 2	0- 0	0- 1	CONFERENCE	0- 0	0- 0	8- 1			
5- 1	0- 0	0- 0	HOME	0- 0	0- 0	5- 1			
3- 1	0- 0	0- 1	AWAY	0- 0	0- 0	3- 0			
0- 0	0- 0	0- 0	NEUTRAL	0- 0	0- 0	0- 0			

RPI 1-25				RPI 26-50				RPI 51-100				RPI 101+ Team's RPI: 124			
RPI	S	Opponent	Score	RPI	S	Opponent	Score	RPI	S	Opponent	Score	RPI	S	Opponent	Score
2	A	Baylor	60 <b>90</b>	34	A	Quinnipiac	55 <b>73</b>	64	H	St. John's (NY)	48 <b>49</b>	165	A	Siena	56 46
				44	N	Stetson	50 <b>57</b>	67	H	South Dakota St.	82 64	165	H	Siena	65 58
								71	H	Albany (NY)	61 58	172	H	Fairfield	55 <b>56</b>
												219	A	Delaware	60 <b>70</b>
												221	A	Monmouth	63 60
												221	H	Monmouth	75 65
												231	N	Utah St.	68 65
												247	H	Canisius	74 64
												252	A	Northeastern	51 <b>58</b>
												302	A	Manhattan	67 45
												306	H	Boston U.	77 50
												315	H	Rider	60 46
												344	H	Saint Peter's	77 51
LAST 12 Division I GAMES:															
344	H	Saint Peter's	77 51	172	H	Fairfield	55 <b>56</b>								
34	A	Quinnipiac	55 <b>73</b>	165	A	Siena	56 46								
165	H	Siena	65 58	67	H	South Dakota St.	82 64								
247	H	Canisius	74 64	306	H	Boston U.	77 50								
302	A	Manhattan	67 45	71	H	Albany (NY)	61 58								
221	A	Monmouth	63 60	315	H	Rider	60 46								

Non-Div I Games:

Marist

Average RPI Win:	215	WON-LOST	WINNING	LAST 10	STRENGTH OF	OPP. STRENGTH	TEAM	ADJ.	CONF.	ADJ CONF.
Average RPI Loss:	116	RECORD	PCT. RANK	GAMES	SCHEDULE	OF SCHEDULE	RPI	RPI	RPI	RPI
DIV. I ONLY	4- 16	313	1- 9	119	72	273	273	9	9	
DIV. I NON-CONF.	4- 7	219	2- 1	152	66	242	242	9	9	
TOTALS	RPI 1-25	RPI 26-50	W-L RECORDS	RPI 51-100	RPI 101-150	RPI 150+				
4- 16	0- 2	1- 1	OVERALL	0- 6	0- 2	3- 5				
4- 8	0- 1	1- 0	HOME	0- 4	0- 0	3- 3				
0- 8	0- 1	0- 1	AWAY	0- 2	0- 2	0- 2				
0- 0	0- 0	0- 0	NEUTRAL	0- 0	0- 0	0- 0				
4- 7	0- 2	1- 0	NON-CONFERENCE	0- 1	0- 2	3- 2				
4- 3	0- 1	1- 0	HOME	0- 1	0- 0	3- 1				
0- 4	0- 1	0- 0	AWAY	0- 0	0- 2	0- 1				
0- 0	0- 0	0- 0	NEUTRAL	0- 0	0- 0	0- 0				
0- 9	0- 0	0- 1	CONFERENCE	0- 5	0- 0	0- 3				
0- 5	0- 0	0- 0	HOME	0- 3	0- 0	0- 2				
0- 4	0- 0	0- 1	AWAY	0- 2	0- 0	0- 1				
0- 0	0- 0	0- 0	NEUTRAL	0- 0	0- 0	0- 0				

RPI 1-25				RPI 26-50				RPI 51-100				RPI 101+ Team's RPI: 273			
RPI	S	Opponent	Score	RPI	S	Opponent	Score	RPI	S	Opponent	Score	RPI	S	Opponent	Score
16	A	Duke	51 83	39	A	Seton Hall	58 88	64	A	St. John's (NY)	52 67	128	A	Wisconsin	64 89
17	H	Green Bay	66 94	41	H	Vanderbilt	80 67	74	H	South Dakota	65 69	135	A	Auburn	53 79
								80	H	DePaul	67 101	167	H	Xavier	71 74
								86	A	Villanova	48 68	176	A	Wake Forest	77 89
								93	H	Butler	67 76	207	H	Northern Ky.	68 77
								94	H	Creighton	75 93	218	H	Providence	58 66
												244	H	Western Ill.	65 57
												264	A	Georgetown	76 83
												277	H	Milwaukee	85 80
												296	H	Loyola Chicago	86 71
LAST 12 Division I GAMES:															
94	H	Creighton	75 93	86	A	Villanova	48 68								
218	H	Providence	58 66	264	A	Georgetown	76 83								
64	A	St. John's (NY)	52 67	167	H	Xavier	71 74								
39	A	Seton Hall	58 88	244	H	Western Ill.	65 57								
93	H	Butler	67 76	41	H	Vanderbilt	80 67								
80	H	DePaul	67 101	207	H	Northern Ky.	68 77								

Non-Div I Games:

Marquette

■ Loss, 
■ Non-Conf, 
■ S Site, 
■ H Home 
■ A Away 
N Neutral

Average RPI Win:	233	WON-LOST	WINNING	LAST 10	STRENGTH OF	OPP. STRENGTH	TEAM	ADJ.	CONF.	ADJ CONF.
Average RPI Loss:	139	RECORD	PCT. RANK	GAMES	SCHEDULE	OF SCHEDULE	RPI	RPI	RPI	RPI
DIV. I ONLY	10- 6	105	5- 4	193	231	110	110	17	17	
DIV. I NON-CONF.	6- 3	92	2- 1	218	306	101	101	18	18	
TOTALS	RPI 1-25	RPI 26-50	W-L RECORDS	RPI 51-100	RPI 101-150	RPI 150+				
10- 6	0- 0	0- 1	OVERALL	0- 1	2- 1	8- 3				
4- 1	0- 0	0- 1	HOME	0- 0	0- 0	4- 0				
5- 4	0- 0	0- 0	AWAY	0- 0	2- 1	3- 3				
1- 1	0- 0	0- 0	NEUTRAL	0- 1	0- 0	1- 0				
6- 3	0- 0	0- 0	NON-CONFERENCE	0- 1	1- 1	5- 1				
2- 0	0- 0	0- 0	HOME	0- 0	0- 0	2- 0				
3- 2	0- 0	0- 0	AWAY	0- 0	1- 1	2- 1				
1- 1	0- 0	0- 0	NEUTRAL	0- 1	0- 0	1- 0				
4- 3	0- 0	0- 1	CONFERENCE	0- 0	1- 0	3- 2				
2- 1	0- 0	0- 1	HOME	0- 0	0- 0	2- 0				
2- 2	0- 0	0- 0	AWAY	0- 0	1- 0	1- 2				
0- 0	0- 0	0- 0	NEUTRAL	0- 0	0- 0	0- 0				

RPI 1-25			RPI 26-50			RPI 51-100			RPI 101+			Team's RPI: 110
RPI	S	Opponent	Score	RPI	S	Opponent	Score	RPI	S	Opponent	Score	
				27	H	Western Ky.	53 67	61	N	West Virginia	56 69	
								101	A	Rhode Island	61 45	
								111	A	Cornell	49 58	
								134	A	Old Dominion	69 37	
								172	N	Fairfield	68 55	
								178	H	Fla. Atlantic	66 59	
								191	A	UTSA	48 60	
								196	A	Charlotte	56 74	
								222	H	Robert Morris	62 46	
								250	A	Eastern Ky.	58 63	
								261	A	UTEP	76 71	
								300	A	Norfolk St.	73 71	
								312	H	FIU	67 61	
								316	A	Coastal Caro.	77 65	
								329	H	UMES	74 57	
LAST 12 Division I GAMES:												
261	A	UTEP	76 71	27	H	Western Ky.	53 67					
191	A	UTSA	48 60	222	H	Robert Morris	62 46					
178	H	Fla. Atlantic	66 59	61	N	West Virginia	56 69					
312	H	FIU	67 61	300	A	Norfolk St.	73 71					
196	A	Charlotte	56 74	250	A	Eastern Ky.	58 63					
134	A	Old Dominion	69 37	316	A	Coastal Caro.	77 65					

Non-Div I Games: Salem Int'l 84 41 Brescia 127 56

Marshall

Loss, Non-Conf, S Site, H Home A Away N Neutral

Average RPI Win:	119	WON-LOST	WINNING	LAST 10	STRENGTH OF	OPP. STRENGTH	TEAM	ADJ.	CONF.	ADJ CONF.
Average RPI Loss:	25	RECORD	PCT. RANK	GAMES	SCHEDULE	OF SCHEDULE	RPI	RPI	RPI	RPI
DIV. I ONLY	17- 2	12	10- 0	11	29	4	4	4	4	4
DIV. I NON-CONF.	9- 2	35	3- 1	49	67	24	24	1	1	1
TOTALS	RPI 1-25	RPI 26-50	W-L RECORDS	RPI 51-100	RPI 101-150	RPI 150+				
17- 2	2- 1	5- 1	OVERALL	4- 0	1- 0	5- 0				
10- 0	1- 0	1- 0	HOME	4- 0	0- 0	4- 0				
6- 1	1- 1	3- 0	AWAY	0- 0	1- 0	1- 0				
1- 1	0- 0	1- 1	NEUTRAL	0- 0	0- 0	0- 0				
9- 2	2- 1	1- 1	NON-CONFERENCE	1- 0	0- 0	5- 0				
6- 0	1- 0	0- 0	HOME	1- 0	0- 0	4- 0				
2- 1	1- 1	0- 0	AWAY	0- 0	0- 0	1- 0				
1- 1	0- 0	1- 1	NEUTRAL	0- 0	0- 0	0- 0				
8- 0	0- 0	4- 0	CONFERENCE	3- 0	1- 0	0- 0				
4- 0	0- 0	1- 0	HOME	3- 0	0- 0	0- 0				
4- 0	0- 0	3- 0	AWAY	0- 0	1- 0	0- 0				
0- 0	0- 0	0- 0	NEUTRAL	0- 0	0- 0	0- 0				

RPI 1-25				RPI 26-50				RPI 51-100				RPI 101+			
RPI	S	Opponent	Score	RPI	S	Opponent	Score	RPI	S	Opponent	Score	RPI	S	Opponent	Score
1	A	Notre Dame	72 92	26	N	James Madison	80 64	51	H	Purdue	88 64	141	A	Indiana	84 74
13	A	George Washington	75 65	30	A	Nebraska	75 47	73	H	American	94 50	206	H	Towson	81 52
15	H	South Fla.	85 67	31	A	Minnesota	77 73	75	H	Illinois	74 54	267	H	Loyola Maryland	65 43
				36	H	Ohio St.	87 78	89	H	Michigan St.	85 56	285	H	Mt. St. Mary's	109 45
				49	N	Washington St.	64 70					310	H	Wagner	97 24
				50	A	Rutgers	71 59					325	A	Coppin St.	110 51
LAST 12 Division I GAMES:															
				141	A	Indiana	84 74	30	A	Nebraska	75 47				
				89	H	Michigan St.	85 56	36	H	Ohio St.	87 78				
				75	H	Illinois	74 54	325	A	Coppin St.	110 51				
				50	A	Rutgers	71 59	73	H	American	94 50				
				31	A	Minnesota	77 73	206	H	Towson	81 52				
				51	H	Purdue	88 64	1	A	Notre Dame	72 92				

Non-Div I Games:

Maryland

Loss, Non-Conf, S Site, H Home A Away N Neutral

Massachusetts

Through Games Of Jan. 25, 2015

Average RPI Win:	194	WON-LOST	WINNING	LAST 10	STRENGTH OF	OPP. STRENGTH	TEAM	ADJ.	CONF.	ADJ CONF.
Average RPI Loss:	102	RECORD	PCT. RANK	GAMES	SCHEDULE	OF SCHEDULE	RPI	RPI	RPI	RPI
DIV. I ONLY	8- 11	214	3- 7	98	95	163	163	6	6	
DIV. I NON-CONF.	6- 6	158	3- 2	152	123	147	147	6	6	
TOTALS	RPI 1-25	RPI 26-50	W-L RECORDS	RPI 51-100	RPI 101-150	RPI 150+				
8- 11	0- 2	0- 0	OVERALL	1- 4	2- 2	5- 3				
5- 3	0- 1	0- 0	HOME	1- 0	1- 1	3- 1				
3- 6	0- 0	0- 0	AWAY	0- 3	1- 1	2- 2				
0- 2	0- 1	0- 0	NEUTRAL	0- 1	0- 0	0- 0				
6- 6	0- 1	0- 0	NON-CONFERENCE	1- 2	1- 2	4- 1				
4- 1	0- 0	0- 0	HOME	1- 0	1- 1	2- 0				
2- 3	0- 0	0- 0	AWAY	0- 1	0- 1	2- 1				
0- 2	0- 1	0- 0	NEUTRAL	0- 1	0- 0	0- 0				
2- 5	0- 1	0- 0	CONFERENCE	0- 2	1- 0	1- 2				
1- 2	0- 1	0- 0	HOME	0- 0	0- 0	1- 1				
1- 3	0- 0	0- 0	AWAY	0- 2	1- 0	0- 1				
0- 0	0- 0	0- 0	NEUTRAL	0- 0	0- 0	0- 0				

RPI 1-25				RPI 26-50				RPI 51-100				RPI 101+ Team's RPI: 163			
RPI	S	Opponent	Score	RPI	S	Opponent	Score	RPI	S	Opponent	Score	RPI	S	Opponent	Score
13	H	George Washington	54 69					69	N	Ohio	52 59	104	A	Central Mich.	70 72
14	N	Florida St.	47 73					70	A	Fordham	42 65	117	H	Maine	68 60
								73	H	American	71 61	118	A	Saint Joseph's	65 47
								79	A	Western Mich.	41 63	129	H	Harvard	62 75
								98	A	Richmond	44 64	159	A	St. Bonaventure	53 65
												171	H	Saint Louis	67 75
												192	H	Holy Cross	72 61
												195	H	La Salle	71 68
												211	A	Georgia St.	66 71
												216	H	UCF	67 62
												306	A	Boston U.	78 57
												338	A	North Texas	56 46
LAST 12 Division I GAMES:															
98	A	Richmond	44 64	159	A	St. Bonaventure	53 65								
70	A	Fordham	42 65	306	A	Boston U.	78 57								
13	H	George Washington	54 69	69	N	Ohio	52 59								
195	H	La Salle	71 68	211	A	Georgia St.	66 71								
118	A	Saint Joseph's	65 47	192	H	Holy Cross	72 61								
171	H	Saint Louis	67 75	73	H	American	71 61								

Non-Div I Games:

Massachusetts

Loss, Non-Conf, S Site, H Home A Away N Neutral



Average RPI Win:	246	WON-LOST	WINNING	LAST 10	STRENGTH OF	OPP. STRENGTH	TEAM	ADJ.	CONF.	ADJ CONF.
Average RPI Loss:	158	RECORD	PCT. RANK	GAMES	SCHEDULE	OF SCHEDULE	RPI	RPI	RPI	RPI
DIV. I ONLY	6- 8	211	5- 5	174	277	202	202	29	29	
DIV. I NON-CONF.	2- 5	259	1- 3	52	76	197	197	28	28	
TOTALS	RPI 1-25	RPI 26-50	W-L RECORDS	RPI 51-100	RPI 101-150	RPI 150+				
6- 8	0- 2	0- 1	OVERALL	0- 0	0- 0	6- 5				
4- 2	0- 0	0- 1	HOME	0- 0	0- 0	4- 1				
2- 6	0- 2	0- 0	AWAY	0- 0	0- 0	2- 4				
0- 0	0- 0	0- 0	NEUTRAL	0- 0	0- 0	0- 0				
2- 5	0- 2	0- 1	NON-CONFERENCE	0- 0	0- 0	2- 2				
2- 1	0- 0	0- 1	HOME	0- 0	0- 0	2- 0				
0- 4	0- 2	0- 0	AWAY	0- 0	0- 0	0- 2				
0- 0	0- 0	0- 0	NEUTRAL	0- 0	0- 0	0- 0				
4- 3	0- 0	0- 0	CONFERENCE	0- 0	0- 0	4- 3				
2- 1	0- 0	0- 0	HOME	0- 0	0- 0	2- 1				
2- 2	0- 0	0- 0	AWAY	0- 0	0- 0	2- 2				
0- 0	0- 0	0- 0	NEUTRAL	0- 0	0- 0	0- 0				

RPI 1-25				RPI 26-50				RPI 51-100				RPI 101+ Team's RPI: 202			
RPI	S	Opponent	Score	RPI	S	Opponent	Score	RPI	S	Opponent	Score	RPI	S	Opponent	Score
19	A	Texas	59 76	43	H	Tulane	55 75					152	H	Southern Miss.	57 55
25	A	Texas A&M	27 93									173	A	Northwestern St.	54 75
												187	A	La.-Monroe	63 66
												200	H	Stephen F. Austin	73 67
												228	H	Texas Southern	74 70
												260	A	Rice	55 57
												274	H	Abilene Christian	59 75
												278	A	Sam Houston St.	79 74
												284	A	A&M-Corpus Christi	65 76
												290	H	Houston Baptist	60 57
												326	A	Incarinate Word	104 101
LAST 12 Division I GAMES:															
173	A	Northwestern St.	54 75	200	H	Stephen F. Austin	73 67								
326	A	Incarinate Word	104 101	228	H	Texas Southern	74 70								
278	A	Sam Houston St.	79 74	260	A	Rice	55 57								
274	H	Abilene Christian	59 75	19	A	Texas	59 76								
284	A	A&M-Corpus Christi	65 76	187	A	La.-Monroe	63 66								
290	H	Houston Baptist	60 57	25	A	Texas A&M	27 93								

Non-Div I Games: Centenary (LA) 86 35 LSU-Alexandria 79 70 Wiley 67 66 Louisiana Col. 83 61  
McNeese St.

Loss, Non-Conf, S Site, H Home A Away N Neutral

Average RPI Win:	212	WON-LOST	WINNING	LAST 10	STRENGTH OF	OPP. STRENGTH	TEAM	ADJ.	CONF.	ADJ CONF.
Average RPI Loss:	83	RECORD	PCT. RANK	GAMES	SCHEDULE	OF SCHEDULE	RPI	RPI	RPI	RPI
DIV. I ONLY	10- 9	158	5- 5	145	83	149	149	7	7	
DIV. I NON-CONF.	6- 5	145	3- 1	142	68	142	142	8	8	
TOTALS	RPI 1-25	RPI 26-50	W-L RECORDS	RPI 51-100	RPI 101-150	RPI 150+				
10- 9	0- 2	0- 2	OVERALL	1- 2	1- 1	8- 2				
8- 3	0- 0	0- 2	HOME	1- 0	1- 0	6- 1				
2- 6	0- 2	0- 0	AWAY	0- 2	0- 1	2- 1				
0- 0	0- 0	0- 0	NEUTRAL	0- 0	0- 0	0- 0				
6- 5	0- 1	0- 2	NON-CONFERENCE	0- 1	1- 1	5- 0				
5- 2	0- 0	0- 2	HOME	0- 0	1- 0	4- 0				
1- 3	0- 1	0- 0	AWAY	0- 1	0- 1	1- 0				
0- 0	0- 0	0- 0	NEUTRAL	0- 0	0- 0	0- 0				
4- 4	0- 1	0- 0	CONFERENCE	1- 1	0- 0	3- 2				
3- 1	0- 0	0- 0	HOME	1- 0	0- 0	2- 1				
1- 3	0- 1	0- 0	AWAY	0- 1	0- 0	1- 1				
0- 0	0- 0	0- 0	NEUTRAL	0- 0	0- 0	0- 0				

RPI	S	Opponent	Score	RPI	S	Opponent	Score	RPI	S	Opponent	Score	RPI	S	Opponent	Score	Team's RPI: 149
13	A	George Washington	44 63	31	H	Minnesota	62 68	75	A	Illinois	58 60	104	H	Central Mich.	62 61	
15	A	South Fla.	39 72	46	H	UALR	59 66	87	A	East Carolina	39 60	143	A	Southern Ill.	75 82	
								87	H	East Carolina	60 57	156	H	Samford	64 48	
												166	A	Tulsa	69 79	
												174	H	Temple	57 58	
												185	H	Missouri St.	79 63	
												216	A	UCF	70 66	
												241	H	Austin Peay	65 60	
												251	H	Houston	84 49	
												264	A	Georgetown	63 46	
												268	H	Cincinnati	41 38	
												345	H	Mississippi Val.	62 39	
LAST 12 Division I GAMES:																
251	H	Houston	84 49	15	A	South Fla.	39 72	174	H	Temple	57 58	345	H	Mississippi Val.	62 39	
87	A	East Carolina	39 60	104	H	Central Mich.	62 61	13	A	George Washington	44 63	264	A	Georgetown	63 46	
268	H	Cincinnati	41 38	264	A	Georgetown	63 46	166	A	Tulsa	69 79	216	A	UCF	70 66	
166	A	Tulsa	69 79	87	H	East Carolina	60 57									

Non-Div I Games:

Memphis

Average RPI Win: <b>257</b>	WON-LOST	WINNING	LAST 10	STRENGTH OF	OPP. STRENGTH	TEAM	ADJ.	CONF.	ADJ CONF.
Average RPI Loss: <b>141</b>	RECORD	PCT. RANK	GAMES	SCHEDULE	OF SCHEDULE	RPI	RPI	RPI	RPI
DIV. I ONLY	11- 9	145	5- 5	271	256	190	190	19	19
DIV. I NON-CONF.	8- 8	158	3- 5	215	276	184	184	20	20
-----									
TOTALS	RPI 1-25	RPI 26-50	W-L RECORDS	RPI 51-100	RPI 101-150	RPI 150+			
11- 9	0- 0	0- 2	OVERALL	0- 0	1- 3	10- 4			
5- 4	0- 0	0- 1	HOME	0- 0	0- 2	5- 1			
6- 5	0- 0	0- 1	AWAY	0- 0	1- 1	5- 3			
0- 0	0- 0	0- 0	NEUTRAL	0- 0	0- 0	0- 0			
8- 8	0- 0	0- 2	NON-CONFERENCE	0- 0	1- 2	7- 4			
4- 3	0- 0	0- 1	HOME	0- 0	0- 1	4- 1			
4- 5	0- 0	0- 1	AWAY	0- 0	1- 1	3- 3			
0- 0	0- 0	0- 0	NEUTRAL	0- 0	0- 0	0- 0			
3- 1	0- 0	0- 0	CONFERENCE	0- 0	0- 1	3- 0			
1- 1	0- 0	0- 0	HOME	0- 0	0- 1	1- 0			
2- 0	0- 0	0- 0	AWAY	0- 0	0- 0	2- 0			
0- 0	0- 0	0- 0	NEUTRAL	0- 0	0- 0	0- 0			

RPI 1-25				RPI 26-50				RPI 51-100				RPI 101+ Team's RPI: 190			
RPI	S	Opponent	Score	RPI	S	Opponent	Score	RPI	S	Opponent	Score	RPI	S	Opponent	Score
				32	H	Georgia	49 68					103	H	Furman	55 58
				38	A	Mississippi St.	66 97					109	A	Kennesaw St.	54 44
												109	H	Kennesaw St.	56 76
												143	A	Southern Ill.	52 67
												160	A	Alabama	46 39
												171	A	Saint Louis	80 75
												181	H	Belmont	83 86
												199	A	Jacksonville St.	66 67
												203	A	North Florida	55 57
												250	H	Eastern Ky.	69 64
												259	A	Col. of Charleston	59 72
												280	H	Jackson St.	80 48
												286	A	Ga. Southern	84 61
												292	A	Western Caro.	68 51
												294	A	UNC Greensboro	74 73
												322	H	Wofford	80 51
												331	H	Tennessee Tech	73 67
												337	H	Florida A&M	61 47
LAST 12 Division I GAMES:															
				103	H	Furman	55 58			203	A	North Florida	55 57		
				322	H	Wofford	80 51			199	A	Jacksonville St.	66 67		
				294	A	UNC Greensboro	74 73			259	A	Col. of Charleston	59 72		
				292	A	Western Caro.	68 51			181	H	Belmont	83 86		
				109	A	Kennesaw St.	54 44			109	H	Kennesaw St.	56 76		
				337	H	Florida A&M	61 47			160	A	Alabama	46 39		

Non-Div I Games:

Mercer

Average RPI Win:	173	WON-LOST	WINNING	LAST 10	STRENGTH OF	OPP. STRENGTH	TEAM	ADJ.	CONF.	ADJ CONF.
Average RPI Loss:	24	RECORD	PCT. RANK	GAMES	SCHEDULE	OF SCHEDULE	RPI	RPI	RPI	RPI
DIV. I ONLY	15- 5	43	7- 3	118	14	55	55	2	2	
DIV. I NON-CONF.	10- 3	52	4- 1	265	41	108	108	4	4	
TOTALS	RPI 1-25	RPI 26-50	W-L RECORDS	RPI 51-100	RPI 101-150	RPI 150+				
15- 5	1- 3	0- 2	OVERALL	3- 0	3- 0	8- 0				
13- 1	1- 1	0- 0	HOME	2- 0	3- 0	7- 0				
1- 4	0- 2	0- 2	AWAY	0- 0	0- 0	1- 0				
1- 0	0- 0	0- 0	NEUTRAL	1- 0	0- 0	0- 0				
10- 3	0- 1	0- 2	NON-CONFERENCE	2- 0	1- 0	7- 0				
9- 1	0- 1	0- 0	HOME	1- 0	1- 0	7- 0				
0- 2	0- 0	0- 2	AWAY	0- 0	0- 0	0- 0				
1- 0	0- 0	0- 0	NEUTRAL	1- 0	0- 0	0- 0				
5- 2	1- 2	0- 0	CONFERENCE	1- 0	2- 0	1- 0				
4- 0	1- 0	0- 0	HOME	1- 0	2- 0	0- 0				
1- 2	0- 2	0- 0	AWAY	0- 0	0- 0	1- 0				
0- 0	0- 0	0- 0	NEUTRAL	0- 0	0- 0	0- 0				

RPI	S	Opponent	Score	RPI	S	Opponent	Score	RPI	S	Opponent	Score	RPI	S	Opponent	Score
1	H	Notre Dame	78 63	43	A	Tulane	65 70	63	N	UCLA	74 67	105	H	Boston College	74 53
5	H	Arizona St.	61 65	48	A	Middle Tenn.	48 53	76	H	LSU	76 71	113	H	Clemson	79 42
9	A	Louisville	55 68					100	H	Virginia	67 58	128	H	Wisconsin	66 54
16	A	Duke	53 68									166	H	Tulsa	69 57
												189	A	Virginia Tech	62 45
												203	H	North Florida	81 53
												227	H	Oakland	66 53
												266	H	Jacksonville	65 36
												299	H	Illinois St.	95 44
												325	H	Coppin St.	70 54
												337	H	Florida A&M	83 47
LAST 12 Division I GAMES:															
9	A	Louisville	55 68	105	H	Boston College	74 53	76	H	LSU	76 71	337	H	Florida A&M	83 47
100	H	Virginia	67 58	76	H	LSU	76 71	43	A	Tulane	65 70	63	N	UCLA	74 67
16	A	Duke	53 68	337	H	Florida A&M	83 47	63	N	UCLA	74 67	325	H	Coppin St.	70 54
113	H	Clemson	79 42	43	A	Tulane	65 70								
189	A	Virginia Tech	62 45												
1	H	Notre Dame	78 63												

Non-Div I Games:

Miami (FL)

  Loss, 
  Non-Conf, 
  S Site, 
  H Home 
  A Away 
N Neutral

Average RPI Win:	251	WON-LOST	WINNING	LAST 10	STRENGTH OF	OPP. STRENGTH	TEAM	ADJ.	CONF.	ADJ CONF.
Average RPI Loss:	145	RECORD	PCT. RANK	GAMES	SCHEDULE	OF SCHEDULE	RPI	RPI	RPI	RPI
DIV. I ONLY	2- 15	332	1- 9	133	198	298	298	15	15	
DIV. I NON-CONF.	2- 8	295	1- 4	171	182	285	285	17	17	
TOTALS	RPI 1-25	RPI 26-50	W-L RECORDS	RPI 51-100	RPI 101-150	RPI 150+				
2- 15	0- 0	0- 1	OVERALL	0- 3	0- 4	2- 7				
1- 5	0- 0	0- 0	HOME	0- 1	0- 1	1- 3				
0- 7	0- 0	0- 0	AWAY	0- 1	0- 2	0- 4				
1- 3	0- 0	0- 1	NEUTRAL	0- 1	0- 1	1- 0				
2- 8	0- 0	0- 1	NON-CONFERENCE	0- 2	0- 1	2- 4				
1- 2	0- 0	0- 0	HOME	0- 0	0- 0	1- 2				
0- 3	0- 0	0- 0	AWAY	0- 1	0- 0	0- 2				
1- 3	0- 0	0- 1	NEUTRAL	0- 1	0- 1	1- 0				
0- 7	0- 0	0- 0	CONFERENCE	0- 1	0- 3	0- 3				
0- 3	0- 0	0- 0	HOME	0- 1	0- 1	0- 1				
0- 4	0- 0	0- 0	AWAY	0- 0	0- 2	0- 2				
0- 0	0- 0	0- 0	NEUTRAL	0- 0	0- 0	0- 0				

RPI S	Opponent	Score	RPI S	Opponent	Score	RPI S	Opponent	Score	RPI S	Opponent	Score	Team's RPI: 298
38 N	Mississippi St.	42 68	62 N	Drexel	54 71	104 H	Central Mich.	54 60				
			65 H	Akron	47 65	127 A	Toledo	53 63				
			89 A	Michigan St.	39 85	134 N	Old Dominion	63 69				
						137 A	Ball St.	41 72				
						161 A	Eastern Mich.	38 56				
						180 H	Buffalo	51 71				
						183 H	UT Martin	57 90				
						193 H	Ill.-Chicago	69 72				
						204 A	Evansville	41 51				
						227 A	Oakland	51 65				
						232 N	Davidson	59 58				
						269 H	Valparaiso	82 59				
						270 A	Bowling Green	53 66				
LAST 12 Division I GAMES:												
270 A	Bowling Green	53 66	127 A	Toledo	53 63							
161 A	Eastern Mich.	38 56	232 N	Davidson	59 58							
65 H	Akron	47 65	62 N	Drexel	54 71							
104 H	Central Mich.	54 60	38 N	Mississippi St.	42 68							
180 H	Buffalo	51 71	134 N	Old Dominion	63 69							
137 A	Ball St.	41 72	183 H	UT Martin	57 90							

Non-Div I Games: Cincinnati Christia75 53

Miami (OH)

■ Loss, 
 ■ Non-Conf, 
 ■ S Site, 
 ■ Home 
 ■ A Away 
 N Neutral

## Michigan

Through Games Of Jan. 25, 2015

Average RPI Win:	142	WON-LOST	WINNING	LAST 10	STRENGTH OF	OPP. STRENGTH	TEAM	ADJ.	CONF.	ADJ CONF.
Average RPI Loss:	43	RECORD	PCT. RANK	GAMES	SCHEDULE	OF SCHEDULE	RPI	RPI	RPI	RPI
DIV. I ONLY	12- 6	78	6- 4	29	18	42	42	4	4	
DIV. I NON-CONF.	8- 3	71	3- 2	27	38	34	34	1	1	
TOTALS	RPI 1-25	RPI 26-50	W-L RECORDS	RPI 51-100	RPI 101-150	RPI 150+				
12- 6	0- 3	2- 2	OVERALL	3- 0	1- 1	6- 0				
9- 1	0- 1	1- 0	HOME	2- 0	1- 0	5- 0				
1- 5	0- 2	0- 2	AWAY	1- 0	0- 1	0- 0				
2- 0	0- 0	1- 0	NEUTRAL	0- 0	0- 0	1- 0				
8- 3	0- 2	1- 1	NON-CONFERENCE	1- 0	1- 0	5- 0				
6- 1	0- 1	0- 0	HOME	1- 0	1- 0	4- 0				
0- 2	0- 1	0- 1	AWAY	0- 0	0- 0	0- 0				
2- 0	0- 0	1- 0	NEUTRAL	0- 0	0- 0	1- 0				
4- 3	0- 1	1- 1	CONFERENCE	2- 0	0- 1	1- 0				
3- 0	0- 0	1- 0	HOME	1- 0	0- 0	1- 0				
1- 3	0- 1	0- 1	AWAY	1- 0	0- 1	0- 0				
0- 0	0- 0	0- 0	NEUTRAL	0- 0	0- 0	0- 0				

RPI 1-25				RPI 26-50				Team's RPI: 42	RPI 51-100				RPI 101+			
RPI	S	Opponent	Score	RPI	S	Opponent	Score		RPI	S	Opponent	Score	RPI	S	Opponent	Score
1	A	Notre Dame	50 70	36	H	Ohio St.	100 94		52	A	Northwestern	73 66	128	A	Wisconsin	53 63
11	A	Iowa	70 76	47	A	Pittsburgh	64 85		79	H	Western Mich.	74 47	130	H	Bucknell	68 61
20	H	Princeton	55 85	49	N	Washington St.	76 64		89	H	Michigan St.	74 65	161	H	Eastern Mich.	81 52
				50	A	Rutgers	68 81						176	H	Wake Forest	83 69
LAST 12 Division I GAMES:																
				11	A	Iowa	70 76		128	A	Wisconsin	53 63				
				52	A	Northwestern	73 66		161	H	Eastern Mich.	81 52				
				36	H	Ohio St.	100 94		247	H	Canisius	79 43				
				50	A	Rutgers	68 81		1	A	Notre Dame	50 70				
				89	H	Michigan St.	74 65		20	H	Princeton	55 85				
				197	H	Penn St.	89 53		176	H	Wake Forest	83 69				

Non-Div I Games:

Michigan

■ Loss, 
 ■ Non-Conf, S Site, 
 ■ Home 
 ■ Away 
 N Neutral

Average RPI Win:	188	WON-LOST	WINNING	LAST 10	STRENGTH OF	OPP. STRENGTH	TEAM	ADJ.	CONF.	ADJ CONF.
Average RPI Loss:	37	RECORD	PCT. RANK	GAMES	SCHEDULE	OF SCHEDULE	RPI	RPI	RPI	RPI
DIV. I ONLY	10- 10	163	3- 7	23	41	89	89	4	4	
DIV. I NON-CONF.	8- 3	71	2- 1	96	50	65	65	1	1	
TOTALS	RPI 1-25	RPI 26-50	W-L RECORDS	RPI 51-100	RPI 101-150	RPI 150+				
10- 10	0- 4	1- 3	OVERALL	2- 2	1- 1	6- 0				
8- 4	0- 2	0- 1	HOME	2- 1	1- 0	5- 0				
1- 5	0- 1	0- 2	AWAY	0- 1	0- 1	1- 0				
1- 1	0- 1	1- 0	NEUTRAL	0- 0	0- 0	0- 0				
8- 3	0- 2	1- 1	NON-CONFERENCE	1- 0	0- 0	6- 0				
6- 1	0- 1	0- 0	HOME	1- 0	0- 0	5- 0				
1- 1	0- 0	0- 1	AWAY	0- 0	0- 0	1- 0				
1- 1	0- 1	1- 0	NEUTRAL	0- 0	0- 0	0- 0				
2- 7	0- 2	0- 2	CONFERENCE	1- 2	1- 1	0- 0				
2- 3	0- 1	0- 1	HOME	1- 1	1- 0	0- 0				
0- 4	0- 1	0- 1	AWAY	0- 1	0- 1	0- 0				
0- 0	0- 0	0- 0	NEUTRAL	0- 0	0- 0	0- 0				

RPI 1-25				RPI 26-50				RPI 51-100				RPI 101+			
RPI	S	Opponent	Score	RPI	S	Opponent	Score	RPI	S	Opponent	Score	RPI	S	Opponent	Score
1	H	Notre Dame	63 71	30	H	Nebraska	67 71	52	A	Northwestern	70 77	128	H	Wisconsin	77 71
2	N	Baylor	65 84	32	A	Georgia	60 69	52	H	Northwestern	57 61	141	A	Indiana	51 70
4	A	Maryland	56 85	40	N	Syracuse	89 76	66	H	Georgia Tech	79 73	161	H	Eastern Mich.	69 61
11	H	Iowa	50 52	42	A	Michigan	65 74	75	H	Illinois	63 56	227	H	Oakland	79 64
												253	H	IUPUI	64 45
												296	A	Loyola Chicago	90 38
												298	H	Miami (OH)	85 39
												334	H	Alcorn	77 41
LAST 12 Division I GAMES:															
128	H	Wisconsin	77 71	42	A	Michigan	65 74								
4	A	Maryland	56 85	141	A	Indiana	51 70								
11	H	Iowa	50 52	52	H	Northwestern	57 61								
75	H	Illinois	63 56	40	N	Syracuse	89 76								
52	A	Northwestern	70 77	2	N	Baylor	65 84								
30	H	Nebraska	67 71	334	H	Alcorn	77 41								

Non-Div I Games:

Michigan St.

■ Loss, 
 ■ Non-Conf, 
 S Site, 
 ■ Home 
 ■ Away 
 N Neutral

Average RPI Win:	180	WON-LOST	WINNING	LAST 10	STRENGTH OF	OPP. STRENGTH	TEAM	ADJ.	CONF.	ADJ CONF.
Average RPI Loss:	57	RECORD	PCT. RANK	GAMES	SCHEDULE	OF SCHEDULE	RPI	RPI	RPI	RPI
DIV. I ONLY	12- 5	59	8- 2	55	86	48	48	17	17	
DIV. I NON-CONF.	6- 4	132	3- 2	22	22	48	48	18	18	
TOTALS	RPI 1-25	RPI 26-50	W-L RECORDS	RPI 51-100	RPI 101-150	RPI 150+				
12- 5	0- 2	0- 0	OVERALL	2- 2	3- 0	7- 1				
5- 2	0- 0	0- 0	HOME	1- 1	2- 0	2- 1				
7- 3	0- 2	0- 0	AWAY	1- 1	1- 0	5- 0				
0- 0	0- 0	0- 0	NEUTRAL	0- 0	0- 0	0- 0				
6- 4	0- 2	0- 0	NON-CONFERENCE	2- 2	1- 0	3- 0				
4- 1	0- 0	0- 0	HOME	1- 1	1- 0	2- 0				
2- 3	0- 2	0- 0	AWAY	1- 1	0- 0	1- 0				
0- 0	0- 0	0- 0	NEUTRAL	0- 0	0- 0	0- 0				
6- 1	0- 0	0- 0	CONFERENCE	0- 0	2- 0	4- 1				
1- 1	0- 0	0- 0	HOME	0- 0	1- 0	0- 1				
5- 0	0- 0	0- 0	AWAY	0- 0	1- 0	4- 0				
0- 0	0- 0	0- 0	NEUTRAL	0- 0	0- 0	0- 0				

RPI 1-25				RPI 26-50				Team's RPI: 48				RPI 51-100				RPI 101+			
RPI	S	Opponent	Score	RPI	S	Opponent	Score					RPI	S	Opponent	Score	RPI	S	Opponent	Score
5	A	Arizona St.	67 81									54	H	Arkansas	51 58	113	H	Clemson	69 28
8	A	Kentucky	62 78									55	H	Miami (FL)	53 48	126	H	Louisiana Tech	82 59
												67	A	South Dakota St.	61 65	134	A	Old Dominion	65 48
												91	A	Ole Miss	71 65	152	H	Southern Miss.	75 77
																167	H	Xavier	90 68
																178	A	Fla. Atlantic	101 69
																196	A	Charlotte	84 54
																216	H	UCF	79 57
																242	A	UAB	76 68
																312	A	FIU	75 60
																331	A	Tennessee Tech	98 76
LAST 12 Division I GAMES:																			
196	A	Charlotte	84 54	242	A	UAB	76 68												
134	A	Old Dominion	65 48	331	A	Tennessee Tech	98 76												
126	H	Louisiana Tech	82 59	216	H	UCF	79 57												
152	H	Southern Miss.	75 77	67	A	South Dakota St.	61 65												
178	A	Fla. Atlantic	101 69	8	A	Kentucky	62 78												
312	A	FIU	75 60	167	H	Xavier	90 68												

Non-Div I Games:

Middle Tenn.

■ Loss, 
 ■ Non-Conf, S Site, 
 ■ Home 
 ■ Away 
 N Neutral



## Milwaukee

Through Games Of Jan. 25, 2015

Average RPI Win:	278	WON-LOST	WINNING	LAST 10	STRENGTH OF	OPP. STRENGTH	TEAM	ADJ.	CONF.	ADJ CONF.
Average RPI Loss:	197	RECORD	PCT. RANK	GAMES	SCHEDULE	OF SCHEDULE	RPI	RPI	RPI	RPI
DIV. I ONLY	7- 11	229	4- 6	305	324	277	277	13	13	
DIV. I NON-CONF.	4- 8	233	2- 4	338	342	325	325	13	13	
TOTALS	RPI 1-25	RPI 26-50	W-L RECORDS	RPI 51-100	RPI 101-150	RPI 150+				
7- 11	0- 1	0- 0	OVERALL	0- 0	0- 4	7- 6				
4- 4	0- 0	0- 0	HOME	0- 0	0- 2	4- 2				
3- 7	0- 1	0- 0	AWAY	0- 0	0- 2	3- 4				
0- 0	0- 0	0- 0	NEUTRAL	0- 0	0- 0	0- 0				
4- 8	0- 0	0- 0	NON-CONFERENCE	0- 0	0- 3	4- 5				
2- 3	0- 0	0- 0	HOME	0- 0	0- 1	2- 2				
2- 5	0- 0	0- 0	AWAY	0- 0	0- 2	2- 3				
0- 0	0- 0	0- 0	NEUTRAL	0- 0	0- 0	0- 0				
3- 3	0- 1	0- 0	CONFERENCE	0- 0	0- 1	3- 1				
2- 1	0- 0	0- 0	HOME	0- 0	0- 1	2- 0				
1- 2	0- 1	0- 0	AWAY	0- 0	0- 0	1- 1				
0- 0	0- 0	0- 0	NEUTRAL	0- 0	0- 0	0- 0				

RPI 1-25				RPI 26-50				RPI 51-100				RPI 101+ Team's RPI: 277			
RPI	S	Opponent	Score	RPI	S	Opponent	Score	RPI	S	Opponent	Score	RPI	S	Opponent	Score
17	A	Green Bay	37 63									108	A	North Dakota	76 83
												122	H	Wright St.	58 80
												133	A	Missouri	55 68
												141	H	Indiana	56 82
												193	H	Ill.-Chicago	64 63
												227	A	Oakland	56 89
												235	A	North Dakota St.	77 73
												244	A	Western Ill.	59 79
												258	A	Detroit	84 68
												269	H	Valparaiso	90 79
												270	H	Bowling Green	50 60
												273	A	Marquette	80 85
												305	H	Eastern Ill.	72 63
												309	A	IPFW	72 78
												319	H	Omaha	61 64
												342	H	Chicago St.	69 47
												343	A	UMKC	72 60
LAST 12 Division I GAMES:															
193	H	Ill.-Chicago	64 63	244	A	Western Ill.	59 79								
269	H	Valparaiso	90 79	309	A	IPFW	72 78								
17	A	Green Bay	37 63	342	H	Chicago St.	69 47								
122	H	Wright St.	58 80	141	H	Indiana	56 82								
227	A	Oakland	56 89	305	H	Eastern Ill.	72 63								
258	A	Detroit	84 68	319	H	Omaha	61 64								

Non-Div I Games:

Milwaukee

■ Loss, 
 ■ Non-Conf, S Site, 
 ■ Home 
 ■ Away 
 N Neutral

Average RPI Win:	129	WON-LOST	WINNING	LAST 10	STRENGTH OF	OPP. STRENGTH	TEAM	ADJ.	CONF.	ADJ CONF.
Average RPI Loss:	37	RECORD	PCT. RANK	GAMES	SCHEDULE	OF SCHEDULE	RPI	RPI	RPI	RPI
DIV. I ONLY	16- 4	31	7- 3	42	21	31	31	4	4	
DIV. I NON-CONF.	11- 1	11	4- 0	128	69	29	29	1	1	
TOTALS	RPI 1-25	RPI 26-50	W-L RECORDS	RPI 51-100	RPI 101-150	RPI 150+				
16- 4	0- 1	2- 2	OVERALL	4- 1	6- 0	4- 0				
8- 2	0- 1	1- 0	HOME	1- 1	3- 0	3- 0				
6- 1	0- 0	1- 1	AWAY	2- 0	3- 0	0- 0				
2- 1	0- 0	0- 1	NEUTRAL	1- 0	0- 0	1- 0				
11- 1	0- 0	0- 1	NON-CONFERENCE	3- 0	4- 0	4- 0				
6- 0	0- 0	0- 0	HOME	1- 0	2- 0	3- 0				
3- 0	0- 0	0- 0	AWAY	1- 0	2- 0	0- 0				
2- 1	0- 0	0- 1	NEUTRAL	1- 0	0- 0	1- 0				
5- 3	0- 1	2- 1	CONFERENCE	1- 1	2- 0	0- 0				
2- 2	0- 1	1- 0	HOME	0- 1	1- 0	0- 0				
3- 1	0- 0	1- 1	AWAY	1- 0	1- 0	0- 0				
0- 0	0- 0	0- 0	NEUTRAL	0- 0	0- 0	0- 0				

RPI S	Opponent	Score	RPI S	Opponent	Score	Team's RPI: 31	RPI S	Opponent	Score	RPI S	Opponent	Score
4	H Maryland	73 77	30	H Nebraska	72 69		51	A Purdue	81 68	104	H Central Mich.	67 64
			36	A Ohio St.	76 72		51	H Purdue	88 90	107	H Liberty	74 60
			41	N Vanderbilt	54 71		57	A North Carolina St.	60 55	108	A North Dakota	68 55
			50	A Rutgers	61 66		66	N Georgia Tech	72 69	128	A Wisconsin	72 60
							93	H Butler	88 86	141	H Indiana	65 61
										149	A Memphis	68 62
										157	H Cleveland St.	93 76
										259	N Col. of Charleston	74 50
										283	H Southeastern La.	109 60
										288	H Southern U.	107 62
LAST 12 Division I GAMES:												
50	A Rutgers	61 66	51	A Purdue	81 68							
51	H Purdue	88 90	30	H Nebraska	72 69							
141	H Indiana	65 61	104	H Central Mich.	67 64							
36	A Ohio St.	76 72	107	H Liberty	74 60							
4	H Maryland	73 77	108	A North Dakota	68 55							
128	A Wisconsin	72 60	93	H Butler	88 86							

Non-Div I Games:

Minnesota

■ Loss, 
 ■ Non-Conf, S Site, 
 ■ Home 
 ■ Away 
 N Neutral

Average RPI Win:	173	WON-LOST	WINNING	LAST 10	STRENGTH OF	OPP. STRENGTH	TEAM	ADJ.	CONF.	ADJ CONF.
Average RPI Loss:	59	RECORD	PCT. RANK	GAMES	SCHEDULE	OF SCHEDULE	RPI	RPI	RPI	RPI
DIV. I ONLY	20- 2	6	8- 2	142	107	38	38	3	3	
DIV. I NON-CONF.	15- 0	1	5- 0	251	235	43	43	5	5	
TOTALS	RPI 1-25	RPI 26-50	W-L RECORDS	RPI 51-100	RPI 101-150	RPI 150+				
20- 2	0- 0	2- 1	OVERALL	4- 1	3- 0	11- 0				
13- 1	0- 0	2- 0	HOME	3- 1	1- 0	7- 0				
5- 1	0- 0	0- 1	AWAY	1- 0	2- 0	2- 0				
2- 0	0- 0	0- 0	NEUTRAL	0- 0	0- 0	2- 0				
15- 0	0- 0	1- 0	NON-CONFERENCE	2- 0	2- 0	10- 0				
10- 0	0- 0	1- 0	HOME	2- 0	1- 0	6- 0				
3- 0	0- 0	0- 0	AWAY	0- 0	1- 0	2- 0				
2- 0	0- 0	0- 0	NEUTRAL	0- 0	0- 0	2- 0				
5- 2	0- 0	1- 1	CONFERENCE	2- 1	1- 0	1- 0				
3- 1	0- 0	1- 0	HOME	1- 1	0- 0	1- 0				
2- 1	0- 0	0- 1	AWAY	1- 0	1- 0	0- 0				
0- 0	0- 0	0- 0	NEUTRAL	0- 0	0- 0	0- 0				

RPI S	Opponent	Score	RPI S	Opponent	Score	Team's RPI: 38	RPI S	Opponent	Score	RPI S	Opponent	Score
			27	H Western Ky.	88 77		54	H Arkansas	72 57	126	H Louisiana Tech	81 77
			32	H Georgia	64 56		61	H West Virginia	74 61	133	A Missouri	53 47
			41	A Vanderbilt	62 78		72	H Arkansas St.	93 83	139	A La.-Lafayette	66 51
							76	H LSU	69 71	152	A Southern Miss.	73 46
							91	A Ole Miss	64 62	160	H Alabama	66 50
										187	H La.-Monroe	80 46
										190	H Mercer	97 66
										193	N Ill.-Chicago	73 36
										235	H North Dakota St.	109 58
										283	H Southeastern La.	97 36
										298	N Miami (OH)	68 42
										330	H Ark.-Pine Bluff	83 26
										345	H Mississippi Val.	104 41
										347	A New Orleans	85 45
LAST 12 Division I GAMES:												
			91	A Ole Miss	64 62		32	H Georgia	64 56			
			160	H Alabama	66 50		330	H Ark.-Pine Bluff	83 26			
			76	H LSU	69 71		298	N Miami (OH)	68 42			
			41	A Vanderbilt	62 78		193	N Ill.-Chicago	73 36			
			54	H Arkansas	72 57		139	A La.-Lafayette	66 51			
			133	A Missouri	53 47		345	H Mississippi Val.	104 41			

Non-Div I Games:

Mississippi St.

■ Loss, 
 ■ Non-Conf, S Site, 
 ■ Home 
 ■ Away 
 N Neutral

## Mississippi Val.

Through Games Of Jan. 25, 2015

Average RPI Win:	0	WON-LOST	WINNING	LAST 10	STRENGTH OF	OPP. STRENGTH	TEAM	ADJ.	CONF.	ADJ CONF.
Average RPI Loss:	203	RECORD	PCT. RANK	GAMES	SCHEDULE	OF SCHEDULE	RPI	RPI	RPI	RPI
DIV. I ONLY	0- 15	346	0- 9	257	305	345	345	33	33	
DIV. I NON-CONF.	0- 9	338	0- 4	55	163	288	288	31	31	
TOTALS	RPI 1-25	RPI 26-50	W-L RECORDS	RPI 51-100	RPI 101-150	RPI 150+				
0- 15	0- 0	0- 3	OVERALL	0- 1	0- 1	0- 10				
0- 3	0- 0	0- 0	HOME	0- 0	0- 0	0- 3				
0- 11	0- 0	0- 3	AWAY	0- 1	0- 1	0- 6				
0- 1	0- 0	0- 0	NEUTRAL	0- 0	0- 0	0- 1				
0- 9	0- 0	0- 3	NON-CONFERENCE	0- 1	0- 1	0- 4				
0- 0	0- 0	0- 0	HOME	0- 0	0- 0	0- 0				
0- 8	0- 0	0- 3	AWAY	0- 1	0- 1	0- 3				
0- 1	0- 0	0- 0	NEUTRAL	0- 0	0- 0	0- 1				
0- 6	0- 0	0- 0	CONFERENCE	0- 0	0- 0	0- 6				
0- 3	0- 0	0- 0	HOME	0- 0	0- 0	0- 3				
0- 3	0- 0	0- 0	AWAY	0- 0	0- 0	0- 3				
0- 0	0- 0	0- 0	NEUTRAL	0- 0	0- 0	0- 0				

RPI S	Opponent	Score	RPI S	Opponent	Score	RPI S	Opponent	Score	RPI S	Opponent	Score	Team's RPI: 345
38	A Mississippi St.	41 104	91	A Ole Miss	38 91	149	A Memphis	39 62				
41	A Vanderbilt	37 63				152	A Southern Miss.	51 69				
43	A Tulane	47 87				160	A Alabama	40 71				
						214	H Prairie View	61 78				
						223	N George Mason	62 71				
						288	A Southern U.	51 70				
						301	H Alabama St.	45 62				
						330	A Ark.-Pine Bluff	47 65				
						334	A Alcorn	47 52				
						335	H Alabama A&M	58 63				
						343	A UMKC	46 62				
LAST 12 Division I GAMES:												
214	H Prairie View	61 78	160	A Alabama	40 71							
288	A Southern U.	51 70	149	A Memphis	39 62							
334	A Alcorn	47 52	38	A Mississippi St.	41 104							
301	H Alabama St.	45 62	41	A Vanderbilt	37 63							
335	H Alabama A&M	58 63	223	N George Mason	62 71							
330	A Ark.-Pine Bluff	47 65	343	A UMKC	46 62							

Non-Div I Games: Talladega 59 38 Philander Smith 71 65

Mississippi Val.

Loss, Non-Conf, S Site, H Home A Away N Neutral

Average RPI Win:	224	WON-LOST	WINNING	LAST 10	STRENGTH OF	OPP. STRENGTH	TEAM	ADJ.	CONF.	ADJ CONF.
Average RPI Loss:	76	RECORD	PCT. RANK	GAMES	SCHEDULE	OF SCHEDULE	RPI	RPI	RPI	RPI
DIV. I ONLY	11- 9	145	3- 7	88	100	133	133	3	3	
DIV. I NON-CONF.	10- 3	52	4- 1	306	249	153	153	5	5	
TOTALS	RPI 1-25	RPI 26-50	W-L RECORDS	RPI 51-100	RPI 101-150	RPI 150+				
11- 9	0- 3	0- 3	OVERALL	1- 1	0- 0	10- 2				
9- 4	0- 2	0- 1	HOME	1- 0	0- 0	8- 1				
1- 4	0- 1	0- 1	AWAY	0- 1	0- 0	1- 1				
1- 1	0- 0	0- 1	NEUTRAL	0- 0	0- 0	1- 0				
10- 3	0- 0	0- 1	NON-CONFERENCE	1- 0	0- 0	9- 2				
8- 1	0- 0	0- 0	HOME	1- 0	0- 0	7- 1				
1- 1	0- 0	0- 0	AWAY	0- 0	0- 0	1- 1				
1- 1	0- 0	0- 1	NEUTRAL	0- 0	0- 0	1- 0				
1- 6	0- 3	0- 2	CONFERENCE	0- 1	0- 0	1- 0				
1- 3	0- 2	0- 1	HOME	0- 0	0- 0	1- 0				
0- 3	0- 1	0- 1	AWAY	0- 1	0- 0	0- 0				
0- 0	0- 0	0- 0	NEUTRAL	0- 0	0- 0	0- 0				

RPI	S	Opponent	Score	RPI	S	Opponent	Score	RPI	S	Opponent	Score	RPI	S	Opponent	Score	Team's RPI: 133
3	A	Tennessee	53 63	28	N	California	70 82	54	A	Arkansas	55 73	168	H	Florida	66 47	
8	H	Kentucky	69 83	32	A	Georgia	48 69	95	H	Colorado	53 50	171	H	Saint Louis	74 55	
10	H	South Carolina	49 60	38	H	Mississippi St.	47 53					176	A	Wake Forest	79 64	
												183	H	UT Martin	74 65	
												185	H	Missouri St.	52 57	
												244	H	Western Ill.	89 52	
												272	N	UNLV	79 60	
												276	H	Northern Ill.	47 44	
												277	H	Milwaukee	68 55	
												296	H	Loyola Chicago	56 45	
												304	H	Southeast Mo. St.	88 42	
												323	A	Bradley	64 76	
LAST 12 Division I GAMES:																
8	H	Kentucky	69 83	3	A	Tennessee	53 63									
54	A	Arkansas	55 73	185	H	Missouri St.	52 57									
10	H	South Carolina	49 60	183	H	UT Martin	74 65									
168	H	Florida	66 47	176	A	Wake Forest	79 64									
32	A	Georgia	48 69	276	H	Northern Ill.	47 44									
38	H	Mississippi St.	47 53	95	H	Colorado	53 50									

Non-Div I Games:

Missouri

■ Loss, 
■ Non-Conf, 
■ S Site, 
■ H Home 
■ A Away 
N Neutral

Average RPI Win:	220	WON-LOST	WINNING	LAST 10	STRENGTH OF	OPP. STRENGTH	TEAM	ADJ.	CONF.	ADJ CONF.
Average RPI Loss:	103	RECORD	PCT. RANK	GAMES	SCHEDULE	OF SCHEDULE	RPI	RPI	RPI	RPI
DIV. I ONLY	8- 10	200	7- 3	160	114	185	185	18	18	
DIV. I NON-CONF.	3- 8	263	3- 2	69	70	192	192	15	15	
TOTALS	RPI 1-25	RPI 26-50	W-L RECORDS	RPI 51-100	RPI 101-150	RPI 150+				
8- 10	0- 0	0- 1	OVERALL	0- 6	3- 1	5- 2				
5- 4	0- 0	0- 0	HOME	0- 3	2- 0	3- 1				
3- 5	0- 0	0- 1	AWAY	0- 2	1- 1	2- 1				
0- 1	0- 0	0- 0	NEUTRAL	0- 1	0- 0	0- 0				
3- 8	0- 0	0- 1	NON-CONFERENCE	0- 5	1- 1	2- 1				
2- 2	0- 0	0- 0	HOME	0- 2	0- 0	2- 0				
1- 5	0- 0	0- 1	AWAY	0- 2	1- 1	0- 1				
0- 1	0- 0	0- 0	NEUTRAL	0- 1	0- 0	0- 0				
5- 2	0- 0	0- 0	CONFERENCE	0- 1	2- 0	3- 1				
3- 2	0- 0	0- 0	HOME	0- 1	2- 0	1- 1				
2- 0	0- 0	0- 0	AWAY	0- 0	0- 0	2- 0				
0- 0	0- 0	0- 0	NEUTRAL	0- 0	0- 0	0- 0				

RPI 1-25				RPI 26-50				RPI 51-100				RPI 101+				Team's RPI: 185	
RPI	S	Opponent	Score	RPI	S	Opponent	Score	RPI	S	Opponent	Score	RPI	S	Opponent	Score		
				46	A	UALR	48 61	54	H	Arkansas	50 59	115	H	Indiana St.	74 66		
								58	H	Wichita St.	59 71	133	A	Missouri	57 52		
								68	N	TCU	68 82	143	H	Southern Ill.	61 57		
								72	H	Arkansas St.	62 78	149	A	Memphis	63 79		
								90	A	Oklahoma St.	36 77	194	A	Oral Roberts	57 70		
								95	A	Colorado	59 87	198	H	SIUE	75 69		
												204	H	Evansville	56 65		
												253	H	IUPUI	68 58		
												296	A	Loyola Chicago	87 57		
												299	H	Illinois St.	58 35		
												323	A	Bradley	78 64		
LAST 12 Division I GAMES:																	
				299	H	Illinois St.	58 35	204	H	Evansville	56 65						
				143	H	Southern Ill.	61 57	133	A	Missouri	57 52						
				323	A	Bradley	78 64	72	H	Arkansas St.	62 78						
				296	A	Loyola Chicago	87 57	253	H	IUPUI	68 58						
				58	H	Wichita St.	59 71	54	H	Arkansas	50 59						
				115	H	Indiana St.	74 66	198	H	SIUE	75 69						

Non-Div I Games:

Missouri St.

Average RPI Win: <b>270</b>	WON-LOST	WINNING	LAST 10	STRENGTH OF	OPP. STRENGTH	TEAM	ADJ.	CONF.	ADJ CONF.
Average RPI Loss: <b>146</b>	RECORD	PCT. RANK	GAMES	SCHEDULE	OF SCHEDULE	RPI	RPI	RPI	RPI
DIV. I ONLY	8- 11	214	3- 7	201	278	221	221	24	24
DIV. I NON-CONF.	4- 5	188	1- 3	258	323	232	232	23	23
TOTALS	RPI 1-25	RPI 26-50	W-L RECORDS	RPI 51-100	RPI 101-150	RPI 150+			
8- 11	0- 1	0- 1	OVERALL	0- 0	0- 4	8- 5			
4- 5	0- 1	0- 0	HOME	0- 0	0- 2	4- 2			
4- 6	0- 0	0- 1	AWAY	0- 0	0- 2	4- 3			
0- 0	0- 0	0- 0	NEUTRAL	0- 0	0- 0	0- 0			
4- 5	0- 1	0- 0	NON-CONFERENCE	0- 0	0- 2	4- 2			
2- 2	0- 1	0- 0	HOME	0- 0	0- 1	2- 0			
2- 3	0- 0	0- 0	AWAY	0- 0	0- 1	2- 2			
0- 0	0- 0	0- 0	NEUTRAL	0- 0	0- 0	0- 0			
4- 6	0- 0	0- 1	CONFERENCE	0- 0	0- 2	4- 3			
2- 3	0- 0	0- 0	HOME	0- 0	0- 1	2- 2			
2- 3	0- 0	0- 1	AWAY	0- 0	0- 1	2- 1			
0- 0	0- 0	0- 0	NEUTRAL	0- 0	0- 0	0- 0			

RPI 1-25				RPI 26-50				RPI 51-100				RPI 101+ Team's RPI: 221			
RPI	S	Opponent	Score	RPI	S	Opponent	Score	RPI	S	Opponent	Score	RPI	S	Opponent	Score
20	H	Princeton	53 <b>84</b>	34	A	Quinnipiac	53 <b>94</b>					116	H	Lehigh	70 <b>82</b>
												121	A	Yale	58 <b>62</b>
												124	A	Marist	65 <b>75</b>
												124	H	Marist	60 <b>63</b>
												165	H	Siena	52 <b>54</b>
												167	A	Xavier	45 <b>61</b>
												172	H	Fairfield	59 33
												175	A	Iona	58 <b>71</b>
												175	H	Iona	75 74
												234	H	Niagara	45 <b>59</b>
												271	H	Colgate	82 62
												287	A	LIU Brooklyn	78 57
												302	A	Manhattan	73 69
												310	A	Wagner	82 59
												315	A	Rider	66 62
												327	H	Fairleigh Dickinson	71 66
												329	A	UMES	73 <b>86</b>
LAST 12 Division I GAMES:															
172	H	Fairfield	59 33	34	A	Quinnipiac	53 <b>94</b>								
165	H	Siena	52 <b>54</b>	175	A	Iona	58 <b>71</b>								
234	H	Niagara	45 <b>59</b>	329	A	UMES	73 <b>86</b>								
302	A	Manhattan	73 69	20	H	Princeton	53 <b>84</b>								
124	H	Marist	60 <b>63</b>	271	H	Colgate	82 62								
315	A	Rider	66 62	167	A	Xavier	45 <b>61</b>								

Non-Div I Games:

Monmouth

■ Loss, 
■ Non-Conf, 
■ S Site, 
■ H Home 
■ A Away 
N Neutral





Average RPI Win:	251	WON-LOST	WINNING	LAST 10	STRENGTH OF	OPP. STRENGTH	TEAM	ADJ.	CONF.	ADJ CONF.
Average RPI Loss:	145	RECORD	PCT. RANK	GAMES	SCHEDULE	OF SCHEDULE	RPI	RPI	RPI	RPI
DIV. I ONLY	5- 11	275	2- 7	93	291	212	212	22	22	
DIV. I NON-CONF.	4- 5	188	2- 1	65	222	121	121	21	21	
TOTALS	RPI 1-25	RPI 26-50	W-L RECORDS	RPI 51-100	RPI 101-150	RPI 150+				
5- 11	0- 0	0- 2	OVERALL	0- 2	0- 3	5- 4				
3- 2	0- 0	0- 1	HOME	0- 0	0- 0	3- 1				
1- 9	0- 0	0- 1	AWAY	0- 2	0- 3	1- 3				
1- 0	0- 0	0- 0	NEUTRAL	0- 0	0- 0	1- 0				
4- 5	0- 0	0- 2	NON-CONFERENCE	0- 2	0- 1	4- 0				
2- 1	0- 0	0- 1	HOME	0- 0	0- 0	2- 0				
1- 4	0- 0	0- 1	AWAY	0- 2	0- 1	1- 0				
1- 0	0- 0	0- 0	NEUTRAL	0- 0	0- 0	1- 0				
1- 6	0- 0	0- 0	CONFERENCE	0- 0	0- 2	1- 4				
1- 1	0- 0	0- 0	HOME	0- 0	0- 0	1- 1				
0- 5	0- 0	0- 0	AWAY	0- 0	0- 2	0- 3				
0- 0	0- 0	0- 0	NEUTRAL	0- 0	0- 0	0- 0				

RPI S	Opponent	Score	RPI S	Opponent	Score	RPI S	Opponent	Score	RPI S	Opponent	Score	Team's RPI: 212
45	H Gonzaga	60 89	78	A San Diego	64 79	108	A North Dakota	74 82	122	A Montana	48 62	
49	A Washington St.	61 82	99	A CSUN	66 78	131	A Boise St.	60 75	186	A Northern Colo.	61 80	
						201	A Cal St. Fullerton	63 47	213	A Southern Utah	69 74	
						224	H Wyoming	79 52	239	H Idaho St.	62 65	
						253	N IUPUI	80 74	262	H Weber St.	62 54	
						313	H Seattle	74 61	328	A Northern Ariz.	64 79	
LAST 12 Division I GAMES:												
328	A Northern Ariz.	64 79	108	A North Dakota	74 82							
213	A Southern Utah	69 74	49	A Washington St.	61 82							
122	A Montana	48 62	224	H Wyoming	79 52							
262	H Weber St.	62 54	253	N IUPUI	80 74							
239	H Idaho St.	62 65	99	A CSUN	66 78							
186	A Northern Colo.	61 80	78	A San Diego	64 79							

Non-Div I Games: Mont. St. Billings 76 57 Great Falls 87 71

Montana St.

Loss, Non-Conf, S Site, H Home A Away N Neutral

Average RPI Win: <b>274</b>	WON-LOST	WINNING	LAST 10	STRENGTH OF	OPP. STRENGTH	TEAM	ADJ.	CONF.	ADJ CONF.
Average RPI Loss: <b>148</b>	RECORD	PCT. RANK	GAMES	SCHEDULE	OF SCHEDULE	RPI	RPI	RPI	RPI
DIV. I ONLY	7- 12	245	4- 6	158	296	215	215	26	26
DIV. I NON-CONF.	3- 9	281	1- 4	87	243	220	220	26	26
TOTALS	RPI 1-25	RPI 26-50	W-L RECORDS	RPI 51-100	RPI 101-150	RPI 150+			
7- 12	0- 1	0- 0	OVERALL	0- 2	0- 3	7- 6			
3- 5	0- 0	0- 0	HOME	0- 0	0- 2	3- 3			
4- 7	0- 1	0- 0	AWAY	0- 2	0- 0	4- 3			
0- 0	0- 0	0- 0	NEUTRAL	0- 0	0- 0	0- 0			
3- 9	0- 1	0- 0	NON-CONFERENCE	0- 2	0- 3	3- 3			
1- 4	0- 0	0- 0	HOME	0- 0	0- 2	1- 2			
2- 5	0- 1	0- 0	AWAY	0- 2	0- 1	2- 1			
0- 0	0- 0	0- 0	NEUTRAL	0- 0	0- 0	0- 0			
4- 3	0- 0	0- 0	CONFERENCE	0- 0	0- 0	4- 3			
2- 1	0- 0	0- 0	HOME	0- 0	0- 0	2- 1			
2- 2	0- 0	0- 0	AWAY	0- 0	0- 0	2- 2			
0- 0	0- 0	0- 0	NEUTRAL	0- 0	0- 0	0- 0			

RPI 1-25				RPI 26-50				RPI 51-100				RPI 101+ Team's RPI: 215			
RPI	S	Opponent	Score	RPI	S	Opponent	Score	RPI	S	Opponent	Score	RPI	S	Opponent	Score
8	A	Kentucky	62 <b>91</b>					65	A	Akron	61 <b>89</b>	132	H	East Tenn. St.	77 <b>86</b>
								69	A	Ohio	67 <b>87</b>	141	A	Indiana	57 <b>98</b>
												143	H	Southern Ill.	66 <b>75</b>
												157	H	Cleveland St.	72 <b>80</b>
												183	A	UT Martin	70 <b>99</b>
												198	H	SIUE	61 <b>62</b>
												199	A	Jacksonville St.	64 <b>72</b>
												211	H	Georgia St.	74 72
												223	A	George Mason	79 70
												225	A	USC Upstate	69 <b>75</b>
												241	A	Austin Peay	82 72
												257	H	Lipscomb	59 <b>61</b>
												300	A	Norfolk St.	83 66
												304	A	Southeast Mo. St.	64 59
												305	H	Eastern Ill.	67 62
												333	H	Murray St.	64 63
LAST 12 Division I GAMES:															
199	A	Jacksonville St.	64 <b>72</b>	333	H	Murray St.	64 63								
241	A	Austin Peay	82 72	143	H	Southern Ill.	66 <b>75</b>								
305	H	Eastern Ill.	67 62	157	H	Cleveland St.	72 <b>80</b>								
198	H	SIUE	61 <b>62</b>	225	A	USC Upstate	69 <b>75</b>								
183	A	UT Martin	70 <b>99</b>	132	H	East Tenn. St.	77 <b>86</b>								
304	A	Southeast Mo. St.	64 59	211	H	Georgia St.	74 72								

Non-Div I Games:      Brescia                      98    68

Morehead St.

Loss, Non-Conf, S Site, H Home A Away N Neutral

Average RPI Win:	329	WON-LOST	WINNING	LAST 10	STRENGTH OF	OPP. STRENGTH	TEAM	ADJ.	CONF.	ADJ CONF.
Average RPI Loss:	157	RECORD	PCT. RANK	GAMES	SCHEDULE	OF SCHEDULE	RPI	RPI	RPI	RPI
DIV. I ONLY	4- 12	295	4- 6	266	272	289	289	32	32	
DIV. I NON-CONF.	1- 9	328	1- 5	100	231	263	263	30	30	
TOTALS	RPI 1-25	RPI 26-50	W-L RECORDS	RPI 51-100	RPI 101-150	RPI 150+				
4- 12	0- 0	0- 2	OVERALL	0- 4	0- 1	4- 5				
2- 3	0- 0	0- 0	HOME	0- 0	0- 0	2- 3				
2- 8	0- 0	0- 2	AWAY	0- 3	0- 1	2- 1				
0- 1	0- 0	0- 0	NEUTRAL	0- 0	0- 0	0- 1				
1- 9	0- 0	0- 2	NON-CONFERENCE	0- 3	0- 1	1- 3				
0- 2	0- 0	0- 0	HOME	0- 0	0- 0	0- 2				
1- 6	0- 0	0- 2	AWAY	0- 3	0- 1	1- 0				
0- 1	0- 0	0- 0	NEUTRAL	0- 0	0- 0	0- 1				
3- 3	0- 0	0- 0	CONFERENCE	0- 1	0- 0	3- 2				
2- 1	0- 0	0- 0	HOME	0- 0	0- 0	2- 1				
1- 2	0- 0	0- 0	AWAY	0- 1	0- 0	1- 1				
0- 0	0- 0	0- 0	NEUTRAL	0- 0	0- 0	0- 0				

RPI S	Opponent	Score	RPI S	Opponent	Score	RPI S	Opponent	Score	RPI S	Opponent	Score	Team's RPI: 289
32	A Georgia	36 68	66	A Georgia Tech	76 105	130	A Bucknell	50 79				
33	A Chattanooga	40 55	85	A Hampton	43 63	205	H Stony Brook	48 50				
			90	A Oklahoma St.	43 73	249	H Bethune-Cookman	48 55				
			97	A Texas Tech	57 65	263	H Brown	52 59				
						300	A Norfolk St.	63 68				
						303	A UMBC	54 46				
						329	H UMES	72 62				
						331	N Tennessee Tech	56 62				
						337	H Florida A&M	57 50				
						346	A Delaware St.	64 56				
LAST 12 Division I GAMES:												
249	H Bethune-Cookman	48 55	331	N Tennessee Tech	56 62							
337	H Florida A&M	57 50	33	A Chattanooga	40 55							
329	H UMES	72 62	205	H Stony Brook	48 50							
346	A Delaware St.	64 56	85	A Hampton	43 63							
263	H Brown	52 59	300	A Norfolk St.	63 68							
303	A UMBC	54 46	130	A Bucknell	50 79							

Non-Div I Games: Wesley 90 50 Washington Adventis 66 44

Morgan St.

Average RPI Win:	294	WON-LOST	WINNING	LAST 10	STRENGTH OF	OPP. STRENGTH	TEAM	ADJ.	CONF.	ADJ CONF.
Average RPI Loss:	192	RECORD	PCT. RANK	GAMES	SCHEDULE	OF SCHEDULE	RPI	RPI	RPI	RPI
DIV. I ONLY	7- 11	229	1- 3	340	258	285	285	27	27	
DIV. I NON-CONF.	2- 9	297	0- 3	300	218	333	333	27	27	
TOTALS	RPI 1-25	RPI 26-50	W-L RECORDS	RPI 51-100	RPI 101-150	RPI 150+				
7- 11	0- 1	0- 0	OVERALL	0- 2	1- 1	6- 7				
5- 1	0- 0	0- 0	HOME	0- 0	1- 1	4- 0				
2- 10	0- 0	0- 0	AWAY	0- 1	0- 0	2- 0				
0- 0	0- 0	0- 0	NEUTRAL	0- 0	0- 0	0- 0				
2- 9	0- 1	0- 0	NON-CONFERENCE	0- 2	0- 1	2- 5				
2- 1	0- 0	0- 0	HOME	0- 0	0- 1	2- 0				
0- 8	0- 1	0- 0	AWAY	0- 2	0- 0	0- 5				
0- 0	0- 0	0- 0	NEUTRAL	0- 0	0- 0	0- 0				
5- 2	0- 0	0- 0	CONFERENCE	0- 0	1- 0	4- 2				
3- 0	0- 0	0- 0	HOME	0- 0	1- 0	2- 0				
2- 2	0- 0	0- 0	AWAY	0- 0	0- 0	2- 2				
0- 0	0- 0	0- 0	NEUTRAL	0- 0	0- 0	0- 0				

RPI 1-25				RPI 26-50				RPI 51-100				RPI 101+ Team's RPI: 285			
RPI	S	Opponent	Score	RPI	S	Opponent	Score	RPI	S	Opponent	Score	RPI	S	Opponent	Score
4	A	Maryland	45 109					57	A	North Carolina St.	60 85	130	H	Bucknell	49 74
								70	A	Fordham	37 61	150	H	Central Conn. St.	54 50
												222	A	Robert Morris	44 66
												232	A	Davidson	62 67
												234	A	Niagara	60 78
												245	A	Campbell	42 60
												267	A	Loyola Maryland	49 56
												287	A	LIU Brooklyn	76 69
												310	A	Wagner	60 58
												318	H	St. Francis Brooklyn	56 48
												321	H	Saint Francis (PA)	74 64
												325	H	Coppin St.	81 65
												327	A	Fairleigh Dickinson	56 78
												329	A	UMES	43 58
												346	H	Delaware St.	73 64
LAST 12 Division I GAMES:															
150	H	Central Conn. St.	54 50	287	A	LIU Brooklyn	76 69	318	H	St. Francis Brooklyn	56 48	322	A	Robert Morris	44 66
130	H	Bucknell	49 74	310	A	Wagner	60 58	234	A	Niagara	60 78	325	H	Coppin St.	81 65
70	A	Fordham	37 61	222	A	Robert Morris	44 66	327	A	Fairleigh Dickinson	56 78	329	A	UMES	43 58
57	A	North Carolina St.	60 85	234	A	Niagara	60 78	346	H	Delaware St.	73 64				
321	H	Saint Francis (PA)	74 64	325	H	Coppin St.	81 65								
327	A	Fairleigh Dickinson	56 78												

Non-Div I Games:

Mt. St. Mary's

Average RPI Win: <b>286</b>	WON-LOST	WINNING	LAST 10	STRENGTH OF	OPP. STRENGTH	TEAM	ADJ.	CONF.	ADJ CONF.
Average RPI Loss: <b>183</b>	RECORD	PCT. RANK	GAMES	SCHEDULE	OF SCHEDULE	RPI	RPI	RPI	RPI
DIV. I ONLY	3- 15	325	0- 1	248	314	333	333	26	26
DIV. I NON-CONF.	3- 8	263	0- 1	197	291	294	294	26	26
TOTALS	RPI 1-25	RPI 26-50	W-L RECORDS	RPI 51-100	RPI 101-150	RPI 150+			
3- 15	0- 0	0- 0	OVERALL	0- 2	0- 4	3- 9			
3- 5	0- 0	0- 0	HOME	0- 1	0- 0	3- 4			
0- 9	0- 0	0- 0	AWAY	0- 1	0- 4	0- 4			
0- 1	0- 0	0- 0	NEUTRAL	0- 0	0- 0	0- 1			
3- 8	0- 0	0- 0	NON-CONFERENCE	0- 2	0- 4	3- 2			
3- 2	0- 0	0- 0	HOME	0- 1	0- 0	3- 1			
0- 5	0- 0	0- 0	AWAY	0- 1	0- 4	0- 0			
0- 1	0- 0	0- 0	NEUTRAL	0- 0	0- 0	0- 1			
0- 7	0- 0	0- 0	CONFERENCE	0- 0	0- 0	0- 7			
0- 3	0- 0	0- 0	HOME	0- 0	0- 0	0- 3			
0- 4	0- 0	0- 0	AWAY	0- 0	0- 0	0- 4			
0- 0	0- 0	0- 0	NEUTRAL	0- 0	0- 0	0- 0			

RPI 1-25				RPI 26-50				RPI 51-100				RPI 101+				Team's RPI: 333	
RPI	S	Opponent	Score	RPI	S	Opponent	Score	RPI	S	Opponent	Score	RPI	S	Opponent	Score		
								69	H	Ohio	60	111	109	A	Kennesaw St.	60	65
								75	A	Illinois	44	64	122	A	Wright St.	68	75
													137	A	Ball St.	59	85
													143	A	Southern Ill.	63	78
													181	H	Belmont	68	79
													198	A	SIUE	52	78
													199	A	Jacksonville St.	73	78
													204	H	Evansville	83	93
													215	A	Morehead St.	63	64
													233	H	Tennessee St.	72	76
													250	H	Eastern Ky.	59	64
													257	H	Lipscomb	74	71
													266	H	Jacksonville	80	62
													280	N	Jackson St.	81	90
													331	A	Tennessee Tech	69	74
													335	H	Alabama A&M	102	81
LAST 12 Division I GAMES:																	
				280	N	Jackson St.	81	90		331	A	Tennessee Tech	69	74			
				198	A	SIUE	52	78		215	A	Morehead St.	63	64			
				250	H	Eastern Ky.	59	64		75	A	Illinois	44	64			
				181	H	Belmont	68	79		266	H	Jacksonville	80	62			
				233	H	Tennessee St.	72	76		143	A	Southern Ill.	63	78			
				199	A	Jacksonville St.	73	78		109	A	Kennesaw St.	60	65			

Non-Div I Games:      Brescia      118 50      Blackburn      110 31

Murray St.

Average RPI Win:	287	WON-LOST	WINNING	LAST 10	STRENGTH OF	OPP. STRENGTH	TEAM	ADJ.	CONF.	ADJ CONF.
Average RPI Loss:	153	RECORD	PCT. RANK	GAMES	SCHEDULE	OF SCHEDULE	RPI	RPI	RPI	RPI
DIV. I ONLY	8- 10	200	3- 6	298	266	246	246	32	32	
DIV. I NON-CONF.	5- 6	177	1- 4	186	190	166	166	30	30	
TOTALS	RPI 1-25	RPI 26-50	W-L RECORDS	RPI 51-100	RPI 101-150	RPI 150+				
8- 10	0- 1	0- 1	OVERALL	0- 1	0- 2	8- 5				
4- 2	0- 0	0- 0	HOME	0- 0	0- 0	4- 2				
2- 8	0- 1	0- 1	AWAY	0- 1	0- 2	2- 3				
2- 0	0- 0	0- 0	NEUTRAL	0- 0	0- 0	2- 0				
5- 6	0- 1	0- 1	NON-CONFERENCE	0- 0	0- 2	5- 2				
2- 1	0- 0	0- 0	HOME	0- 0	0- 0	2- 1				
1- 5	0- 1	0- 1	AWAY	0- 0	0- 2	1- 1				
2- 0	0- 0	0- 0	NEUTRAL	0- 0	0- 0	2- 0				
3- 4	0- 0	0- 0	CONFERENCE	0- 1	0- 0	3- 3				
2- 1	0- 0	0- 0	HOME	0- 0	0- 0	2- 1				
1- 3	0- 0	0- 0	AWAY	0- 1	0- 0	1- 2				
0- 0	0- 0	0- 0	NEUTRAL	0- 0	0- 0	0- 0				

RPI S	Opponent	Score	RPI S	Opponent	Score	RPI S	Opponent	Score	RPI S	Opponent	Score	Team's RPI: 246
16	A Duke	36 87	33	A Chattanooga	43 58	85	A Hampton	48 54	102	A VCU	51 60	
									147	A Appalachian St.	70 72	
									152	A Southern Miss.	48 72	
									177	H William & Mary	57 59	
									184	H Savannah St.	56 59	
									194	N Oral Roberts	47 38	
									232	A Davidson	62 57	
									236	H Navy	52 47	
									282	H South Carolina St.	59 48	
									300	A Norfolk St.	75 76	
									329	A UMES	43 58	
									331	N Tennessee Tech	54 49	
									332	H UNC Asheville	63 46	
									339	A Howard	80 69	
									346	H Delaware St.	79 38	
LAST 12 Division I GAMES:												
346	H Delaware St.	79 38	102	A VCU	51 60							
300	A Norfolk St.	75 76	33	A Chattanooga	43 58							
85	A Hampton	48 54	331	N Tennessee Tech	54 49							
282	H South Carolina St.	59 48	147	A Appalachian St.	70 72							
184	H Savannah St.	56 59	329	A UMES	43 58							
16	A Duke	36 87	339	A Howard	80 69							

Non-Div I Games: Guilford 87 41 Johnson C. Smith 76 45

N.C. A&amp;T

Loss, Non-Conf, S Site, H Home A Away N Neutral

N.C. Central

Through Games Of Jan. 25, 2015

Average RPI Win:	308	WON-LOST	WINNING	LAST 10	STRENGTH OF	OPP. STRENGTH	TEAM	ADJ.	CONF.	ADJ CONF.
Average RPI Loss:	224	RECORD	PCT. RANK	GAMES	SCHEDULE	OF SCHEDULE	RPI	RPI	RPI	RPI
DIV. I ONLY	4- 14	305	2- 7	326	336	340	340	32	32	
DIV. I NON-CONF.	2- 9	297	0- 5	260	336	323	323	30	30	
TOTALS	RPI 1-25	RPI 26-50	W-L RECORDS	RPI 51-100	RPI 101-150	RPI 150+				
4- 14	0- 1	0- 1	OVERALL	0- 1	0- 0	4- 11				
3- 4	0- 0	0- 0	HOME	0- 0	0- 0	3- 4				
1- 10	0- 1	0- 1	AWAY	0- 1	0- 0	1- 7				
0- 0	0- 0	0- 0	NEUTRAL	0- 0	0- 0	0- 0				
2- 9	0- 1	0- 1	NON-CONFERENCE	0- 0	0- 0	2- 7				
1- 3	0- 0	0- 0	HOME	0- 0	0- 0	1- 3				
1- 6	0- 1	0- 1	AWAY	0- 0	0- 0	1- 4				
0- 0	0- 0	0- 0	NEUTRAL	0- 0	0- 0	0- 0				
2- 5	0- 0	0- 0	CONFERENCE	0- 1	0- 0	2- 4				
2- 1	0- 0	0- 0	HOME	0- 0	0- 0	2- 1				
0- 4	0- 0	0- 0	AWAY	0- 1	0- 0	0- 3				
0- 0	0- 0	0- 0	NEUTRAL	0- 0	0- 0	0- 0				

RPI 1-25				RPI 26-50				RPI 51-100				RPI 101+ Team's RPI: 340			
RPI	S	Opponent	Score	RPI	S	Opponent	Score	RPI	S	Opponent	Score	RPI	S	Opponent	Score
10	A	South Carolina	26 90	40	A	Syracuse	25 70	85	A	Hampton	36 75	184	H	Savannah St.	61 82
												189	A	Virginia Tech	44 80
												217	H	Winthrop	63 71
												240	H	Presbyterian	33 45
												245	A	Campbell	60 65
												282	H	South Carolina St.	56 54
												292	A	Western Caro.	64 59
												300	A	Norfolk St.	58 82
												316	A	Coastal Caro.	52 67
												322	H	Wofford	55 69
												324	A	Gardner-Webb	53 73
												325	H	Coppin St.	59 58
												329	A	UMES	61 71
												332	H	UNC Asheville	55 52
												339	A	Howard	65 70
LAST 12 Division I GAMES:															
325	H	Coppin St.	59 58	240	H	Presbyterian	33 45								
85	A	Hampton	36 75	316	A	Coastal Caro.	52 67								
300	A	Norfolk St.	58 82	40	A	Syracuse	25 70								
184	H	Savannah St.	61 82	189	A	Virginia Tech	44 80								
282	H	South Carolina St.	56 54	339	A	Howard	65 70								
322	H	Wofford	55 69	329	A	UMES	61 71								

Non-Div I Games: Bluefield St. 63 66

N.C. Central

Loss, Non-Conf, S Site, H Home A Away N Neutral

Average RPI Win:	282	WON-LOST	WINNING	LAST 10	STRENGTH OF	OPP. STRENGTH	TEAM	ADJ.	CONF.	ADJ CONF.
Average RPI Loss:	156	RECORD	PCT. RANK	GAMES	SCHEDULE	OF SCHEDULE	RPI	RPI	RPI	RPI
DIV. I ONLY	8- 14	252	3- 7	269	259	265	265	28	28	
DIV. I NON-CONF.	8- 14	219	3- 9	268	281	271	271	29	29	
TOTALS	RPI 1-25	RPI 26-50	W-L RECORDS	RPI 51-100	RPI 101-150	RPI 150+				
8- 14	0- 0	0- 1	OVERALL	0- 2	0- 5	8- 6				
5- 5	0- 0	0- 0	HOME	0- 1	0- 2	5- 2				
3- 8	0- 0	0- 1	AWAY	0- 1	0- 3	3- 3				
0- 1	0- 0	0- 0	NEUTRAL	0- 0	0- 0	0- 1				
8- 14	0- 0	0- 1	NON-CONFERENCE	0- 2	0- 5	8- 6				
5- 5	0- 0	0- 0	HOME	0- 1	0- 2	5- 2				
3- 8	0- 0	0- 1	AWAY	0- 1	0- 3	3- 3				
0- 1	0- 0	0- 0	NEUTRAL	0- 0	0- 0	0- 1				
0- 0	0- 0	0- 0	CONFERENCE	0- 0	0- 0	0- 0				
0- 0	0- 0	0- 0	HOME	0- 0	0- 0	0- 0				
0- 0	0- 0	0- 0	AWAY	0- 0	0- 0	0- 0				
0- 0	0- 0	0- 0	NEUTRAL	0- 0	0- 0	0- 0				

RPI 1-25				RPI 26-50				RPI 51-100				RPI 101+				Team's RPI: 265			
RPI	S	Opponent	Score	RPI	S	Opponent	Score	RPI	S	Opponent	Score	RPI	S	Opponent	Score				
				39	A	Seton Hall	62 74					64	A	St. John's (NY)	42 66	112	H	Hofstra	47 62
												88	H	Penn	29 59	113	A	Clemson	47 64
																116	H	Lehigh	54 74
																119	A	Dartmouth	63 68
																129	A	Harvard	54 66
																155	A	New Hampshire	56 61
																162	A	Lafayette	50 66
																170	H	Tex.-Pan American	59 54
																178	A	Fla. Atlantic	65 57
																235	N	North Dakota St.	48 60
																263	A	Brown	39 67
																287	H	LIU Brooklyn	48 57
																291	H	Binghamton	52 48
																308	H	Columbia	38 45
																310	H	Wagner	60 54
																318	H	St. Francis Brooklyn	57 50
																322	A	Wofford	76 50
																327	A	Fairleigh Dickinson	68 64
																342	H	Chicago St.	59 48
LAST 12 Division I GAMES:																			
				88	H	Penn	29 59					322	A	Wofford	76 50				
				263	A	Brown	39 67					113	A	Clemson	47 64				
				129	A	Harvard	54 66					162	A	Lafayette	50 66				
				308	H	Columbia	38 45					39	A	Seton Hall	62 74				
				170	H	Tex.-Pan American	59 54					64	A	St. John's (NY)	42 66				
				342	H	Chicago St.	59 48					287	H	LIU Brooklyn	48 57				

Non-Div I Games:

NJIT

■ Loss, 
■ Non-Conf, 
■ S Site, 
■ H Home 
■ A Away 
N Neutral



Average RPI Win:	236	WON-LOST	WINNING	LAST 10	STRENGTH OF	OPP. STRENGTH	TEAM	ADJ.	CONF.	ADJ CONF.
Average RPI Loss:	183	RECORD	PCT. RANK	GAMES	SCHEDULE	OF SCHEDULE	RPI	RPI	RPI	RPI
DIV. I ONLY	10- 8	138	6- 4	310	248	236	236	20	20	
DIV. I NON-CONF.	5- 5	158	2- 2	337	248	292	292	22	22	
TOTALS	RPI 1-25	RPI 26-50	W-L RECORDS	RPI 51-100	RPI 101-150	RPI 150+				
10- 8	0- 0	0- 0	OVERALL	0- 1	2- 2	8- 5				
7- 3	0- 0	0- 0	HOME	0- 1	1- 1	6- 1				
3- 5	0- 0	0- 0	AWAY	0- 0	1- 1	2- 4				
0- 0	0- 0	0- 0	NEUTRAL	0- 0	0- 0	0- 0				
5- 5	0- 0	0- 0	NON-CONFERENCE	0- 1	0- 1	5- 3				
5- 1	0- 0	0- 0	HOME	0- 1	0- 0	5- 0				
0- 4	0- 0	0- 0	AWAY	0- 0	0- 1	0- 3				
0- 0	0- 0	0- 0	NEUTRAL	0- 0	0- 0	0- 0				
5- 3	0- 0	0- 0	CONFERENCE	0- 0	2- 1	3- 2				
2- 2	0- 0	0- 0	HOME	0- 0	1- 1	1- 1				
3- 1	0- 0	0- 0	AWAY	0- 0	1- 0	2- 1				
0- 0	0- 0	0- 0	NEUTRAL	0- 0	0- 0	0- 0				

RPI 1-25				RPI 26-50				RPI 51-100				RPI 101+				Team's RPI: 236	
RPI	S	Opponent	Score	RPI	S	Opponent	Score	RPI	S	Opponent	Score	RPI	S	Opponent	Score		
								88	H	Penn	51	60	106	A	Elon	56	69
												116	H	Lehigh	47	44	
												130	H	Bucknell	42	44	
												144	A	Army	53	50	
												154	A	Oregon	64	72	
												162	H	Lafayette	65	52	
												192	H	Holy Cross	44	60	
												206	H	Towson	55	51	
												223	H	George Mason	84	79	
												246	A	N.C. A&T	47	52	
												267	A	Loyola Maryland	49	55	
												271	A	Colgate	65	63	
												279	A	Portland St.	50	56	
												293	H	Grand Canyon	60	51	
												294	H	UNC Greensboro	71	64	
												306	A	Boston U.	61	55	
												344	H	Saint Peter's	71	35	
LAST 12 Division I GAMES:																	
				192	H	Holy Cross	44	60		162	H	Lafayette	65	52			
				116	H	Lehigh	47	44		267	A	Loyola Maryland	49	55			
				271	A	Colgate	65	63		344	H	Saint Peter's	71	35			
				130	H	Bucknell	42	44		154	A	Oregon	64	72			
				144	A	Army	53	50		279	A	Portland St.	50	56			
				306	A	Boston U.	61	55		206	H	Towson	55	51			

Non-Div I Games: Mary Washington 79 59

Navy

## Nebraska

Through Games Of Jan. 25, 2015

Average RPI Win: 134		WON-LOST	WINNING	LAST 10	STRENGTH OF	OPP. STRENGTH	TEAM	ADJ.	CONF.	ADJ CONF.
Average RPI Loss: 65		RECORD	PCT. RANK	GAMES	SCHEDULE	OF SCHEDULE	RPI	RPI	RPI	RPI
DIV. I ONLY		15- 3	23	8- 2	79	17	30	30	4	4
DIV. I NON-CONF.		10- 1	16	4- 1	122	78	23	23	1	1
TOTALS		RPI 1-25	RPI 26-50		W-L RECORDS		RPI 51-100	RPI 101-150	RPI 150+	
15- 3	1- 1	1- 1		OVERALL		5- 0	2- 0	6- 1		
9- 1	1- 1	0- 0		HOME		1- 0	1- 0	6- 0		
6- 2	0- 0	1- 1		AWAY		4- 0	1- 0	0- 1		
0- 0	0- 0	0- 0		NEUTRAL		0- 0	0- 0	0- 0		
10- 1	1- 0	1- 0		NON-CONFERENCE		2- 0	1- 0	5- 1		
7- 0	1- 0	0- 0		HOME		0- 0	1- 0	5- 0		
3- 1	0- 0	1- 0		AWAY		2- 0	0- 0	0- 1		
0- 0	0- 0	0- 0		NEUTRAL		0- 0	0- 0	0- 0		
5- 2	0- 1	0- 1		CONFERENCE		3- 0	1- 0	1- 0		
2- 1	0- 1	0- 0		HOME		1- 0	0- 0	1- 0		
3- 1	0- 0	0- 1		AWAY		2- 0	1- 0	0- 0		
0- 0	0- 0	0- 0		NEUTRAL		0- 0	0- 0	0- 0		

RPI S	Opponent	Score	RPI S	Opponent	Score	Team's RPI: 30	RPI S	Opponent	Score	RPI S	Opponent	Score
4	H Maryland	47 75	31	A Minnesota	69 72		51	H Purdue	69 59	128	A Wisconsin	89 72
16	H Duke	60 54	49	A Washington St.	82 61		63	A UCLA	71 66	148	H High Point	83 57
							75	A Illinois	58 53	160	A Alabama	51 53
							89	A Michigan St.	71 67	164	H Bakersfield	54 45
							94	A Creighton	60 57	186	H Northern Colo.	63 56
										188	H Pepperdine	100 65
										197	H Penn St.	73 45
										230	H Utah	66 43
										334	H Alcorn	83 49
LAST 12 Division I GAMES:												
128	A Wisconsin	89 72	31	A Minnesota	69 72		148	H High Point	83 57			
51	H Purdue	69 59					164	H Bakersfield	54 45			
197	H Penn St.	73 45					94	A Creighton	60 57			
75	A Illinois	58 53					160	A Alabama	51 53			
89	A Michigan St.	71 67					16	H Duke	60 54			
4	H Maryland	47 75										

Non-Div I Games:

Nebraska

Loss, 
Non-Conf, S Site, 
H Home
A Away 
N Neutral

Average RPI Win:	301	WON-LOST	WINNING	LAST 10	STRENGTH OF	OPP. STRENGTH	TEAM	ADJ.	CONF.	ADJ CONF.
Average RPI Loss:	82	RECORD	PCT. RANK	GAMES	SCHEDULE	OF SCHEDULE	RPI	RPI	RPI	RPI
DIV. I ONLY	5- 11	275	0- 1	120	122	220	220	21	21	
DIV. I NON-CONF.	3- 7	250	0- 1	108	90	213	213	19	19	
TOTALS	RPI 1-25	RPI 26-50	W-L RECORDS	RPI 51-100	RPI 101-150	RPI 150+				
5- 11	0- 1	0- 3	OVERALL	0- 4	0- 2	5- 1				
3- 4	0- 0	0- 1	HOME	0- 3	0- 0	3- 0				
2- 5	0- 0	0- 2	AWAY	0- 1	0- 1	2- 1				
0- 2	0- 1	0- 0	NEUTRAL	0- 0	0- 1	0- 0				
3- 7	0- 1	0- 1	NON-CONFERENCE	0- 3	0- 2	3- 0				
2- 2	0- 0	0- 0	HOME	0- 2	0- 0	2- 0				
1- 3	0- 0	0- 1	AWAY	0- 1	0- 1	1- 0				
0- 2	0- 1	0- 0	NEUTRAL	0- 0	0- 1	0- 0				
2- 4	0- 0	0- 2	CONFERENCE	0- 1	0- 0	2- 1				
1- 2	0- 0	0- 1	HOME	0- 1	0- 0	1- 0				
1- 2	0- 0	0- 1	AWAY	0- 0	0- 0	1- 1				
0- 0	0- 0	0- 0	NEUTRAL	0- 0	0- 0	0- 0				

RPI S	Opponent	Score	RPI S	Opponent	Score	RPI S	Opponent	Score	RPI S	Opponent	Score	Team's RPI: 220
7 N	Oregon St.	50 73	28 A	California	54 76	56 H	Pacific	53 64	127 N	Toledo	56 65	
			35 A	Fresno St.	43 65	60 A	BYU	60 65	142 A	San Francisco	48 63	
			35 H	Fresno St.	44 62	91 H	Ole Miss	66 77	231 A	Utah St.	57 68	
						92 H	Colorado St.	58 59	254 H	Portland	84 59	
									272 H	UNLV	71 62	
									293 A	Grand Canyon	64 52	
									336 H	UC Santa Barbara	71 58	
									348 A	Air Force	76 53	
LAST 12 Division I GAMES:												
			91 H	Ole Miss	66 77	348 A	Air Force	76 53				
			35 H	Fresno St.	44 62	7 N	Oregon St.	50 73				
			231 A	Utah St.	57 68	127 N	Toledo	56 65				
			92 H	Colorado St.	58 59	293 A	Grand Canyon	64 52				
			35 A	Fresno St.	43 65	56 H	Pacific	53 64				
			272 H	UNLV	71 62	254 H	Portland	84 59				

Non-Div I Games: Cal St. Stanislaus 83 57

Nevada

# New Hampshire

Through Games Of Jan. 25, 2015

Average RPI Win:	258	WON-LOST	WINNING	LAST 10	STRENGTH OF	OPP. STRENGTH	TEAM	ADJ.	CONF.	ADJ CONF.
Average RPI Loss:	110	RECORD	PCT. RANK	GAMES	SCHEDULE	OF SCHEDULE	RPI	RPI	RPI	RPI
DIV. I ONLY	13- 5	54	8- 2	331	202	155	155	23	23	
DIV. I NON-CONF.	7- 4	107	3- 2	325	204	199	199	24	24	
TOTALS	RPI 1-25	RPI 26-50	W-L RECORDS	RPI 51-100	RPI 101-150	RPI 150+				
13- 5	0- 0	0- 0	OVERALL	0- 2	2- 3	11- 0				
6- 2	0- 0	0- 0	HOME	0- 0	1- 2	5- 0				
7- 3	0- 0	0- 0	AWAY	0- 2	1- 1	6- 0				
0- 0	0- 0	0- 0	NEUTRAL	0- 0	0- 0	0- 0				
7- 4	0- 0	0- 0	NON-CONFERENCE	0- 1	1- 3	6- 0				
3- 2	0- 0	0- 0	HOME	0- 0	1- 2	2- 0				
4- 2	0- 0	0- 0	AWAY	0- 1	0- 1	4- 0				
0- 0	0- 0	0- 0	NEUTRAL	0- 0	0- 0	0- 0				
6- 1	0- 0	0- 0	CONFERENCE	0- 1	1- 0	5- 0				
3- 0	0- 0	0- 0	HOME	0- 0	0- 0	3- 0				
3- 1	0- 0	0- 0	AWAY	0- 1	1- 0	2- 0				
0- 0	0- 0	0- 0	NEUTRAL	0- 0	0- 0	0- 0				

RPI S	Opponent	Score	RPI S	Opponent	Score	RPI S	Opponent	Score	RPI S	Opponent	Score	Team's RPI: 155
						71	A Albany (NY)	65 76	105	A Boston College	58 64	
						88	A Penn	39 74	119	H Dartmouth	60 44	
									138	H Bryant	54 57	
									140	A Hartford	65 63	
									150	H Central Conn. St.	58 64	
									205	A Stony Brook	60 52	
									252	A Northeastern	63 62	
									256	H UMass Lowell	58 51	
									263	H Brown	60 57	
									265	H NJIT	61 56	
									291	H Binghamton	73 68	
									302	A Manhattan	58 54	
									303	H UMBC	67 45	
									306	A Boston U.	67 55	
									311	A Vermont	64 56	
									339	A Howard	78 68	
LAST 12 Division I GAMES:												
			140	A Hartford	65 63		205	A Stony Brook	60 52			
			256	H UMass Lowell	58 51		138	H Bryant	54 57			
			291	H Binghamton	73 68		302	A Manhattan	58 54			
			311	A Vermont	64 56		252	A Northeastern	63 62			
			303	H UMBC	67 45		119	H Dartmouth	60 44			
			71	A Albany (NY)	65 76		105	A Boston College	58 64			

Non-Div I Games: Daniel Webster 84 32

New Hampshire

Loss, Non-Conf, S Site, H Home A Away N Neutral

Average RPI Win:	261	WON-LOST	WINNING	LAST 10	STRENGTH OF	OPP. STRENGTH	TEAM	ADJ.	CONF.	ADJ CONF.
Average RPI Loss:	87	RECORD	PCT. RANK	GAMES	SCHEDULE	OF SCHEDULE	RPI	RPI	RPI	RPI
DIV. I ONLY	9- 10	182	7- 3	133	173	182	182	21	21	
DIV. I NON-CONF.	4- 7	219	3- 1	72	168	207	207	19	19	
TOTALS	RPI 1-25	RPI 26-50	W-L RECORDS	RPI 51-100	RPI 101-150	RPI 150+				
9- 10	0- 2	0- 2	OVERALL	0- 2	0- 2	9- 2				
8- 2	0- 0	0- 1	HOME	0- 0	0- 1	8- 0				
1- 6	0- 1	0- 1	AWAY	0- 2	0- 1	1- 1				
0- 2	0- 1	0- 0	NEUTRAL	0- 0	0- 0	0- 1				
4- 7	0- 2	0- 1	NON-CONFERENCE	0- 1	0- 1	4- 2				
4- 2	0- 0	0- 1	HOME	0- 0	0- 1	4- 0				
0- 3	0- 1	0- 0	AWAY	0- 1	0- 0	0- 1				
0- 2	0- 1	0- 0	NEUTRAL	0- 0	0- 0	0- 1				
5- 3	0- 0	0- 1	CONFERENCE	0- 1	0- 1	5- 0				
4- 0	0- 0	0- 0	HOME	0- 0	0- 0	4- 0				
1- 3	0- 0	0- 1	AWAY	0- 1	0- 1	1- 0				
0- 0	0- 0	0- 0	NEUTRAL	0- 0	0- 0	0- 0				

RPI 1-25				RPI 26-50				RPI 51-100				RPI 101+ Team's RPI: 182			
RPI	S	Opponent	Score	RPI	S	Opponent	Score	RPI	S	Opponent	Score	RPI	S	Opponent	Score
19	A	Texas	37 86	29	H	Stanford	65 70	80	A	DePaul	59 97	131	A	Boise St.	65 86
25	N	Texas A&M	52 66	35	A	Fresno St.	65 71	92	A	Colorado St.	38 44	136	H	UC Riverside	62 70
												151	A	New Mexico St.	59 70
												153	H	Cal Poly	84 68
												170	N	Tex.-Pan American	59 61
												224	H	Wyoming	60 54
												229	H	San Diego St.	62 53
												231	H	Utah St.	60 59
												261	H	UTEP	72 57
												272	H	UNLV	63 60
												306	H	Boston U.	56 49
												328	H	Northern Ariz.	56 37
												348	A	Air Force	70 47
LAST 12 Division I GAMES:															
224	H	Wyoming	60 54	92	A	Colorado St.	38 44								
272	H	UNLV	63 60	35	A	Fresno St.	65 71								
131	A	Boise St.	65 86	328	H	Northern Ariz.	56 37								
348	A	Air Force	70 47	153	H	Cal Poly	84 68								
231	H	Utah St.	60 59	261	H	UTEP	72 57								
229	H	San Diego St.	62 53	151	A	New Mexico St.	59 70								

Non-Div I Games:

New Mexico

■ Loss, 
 ■ Non-Conf, S Site, 
 ■ Home 
 ■ Away 
 N Neutral

Average RPI Win:	239	WON-LOST	WINNING	LAST 10	STRENGTH OF	OPP. STRENGTH	TEAM	ADJ.	CONF.	ADJ CONF.
Average RPI Loss:	172	RECORD	PCT. RANK	GAMES	SCHEDULE	OF SCHEDULE	RPI	RPI	RPI	RPI
DIV. I ONLY	10- 6	105	8- 1	217	306	151	151	31	31	
DIV. I NON-CONF.	5- 6	177	5- 1	157	238	196	196	32	32	
TOTALS	RPI 1-25	RPI 26-50	W-L RECORDS	RPI 51-100	RPI 101-150	RPI 150+				
10- 6	0- 0	0- 0	OVERALL	0- 1	0- 2	10- 3				
5- 2	0- 0	0- 0	HOME	0- 0	0- 0	5- 2				
4- 3	0- 0	0- 0	AWAY	0- 0	0- 0	4- 0				
1- 1	0- 0	0- 0	NEUTRAL	0- 1	0- 0	1- 0				
5- 6	0- 0	0- 0	NON-CONFERENCE	0- 1	0- 2	5- 3				
3- 2	0- 0	0- 0	HOME	0- 0	0- 0	3- 2				
1- 3	0- 0	0- 0	AWAY	0- 0	0- 2	1- 1				
1- 1	0- 0	0- 0	NEUTRAL	0- 1	0- 0	1- 0				
5- 0	0- 0	0- 0	CONFERENCE	0- 0	0- 0	5- 0				
2- 0	0- 0	0- 0	HOME	0- 0	0- 0	2- 0				
3- 0	0- 0	0- 0	AWAY	0- 0	0- 0	3- 0				
0- 0	0- 0	0- 0	NEUTRAL	0- 0	0- 0	0- 0				

RPI 1-25			RPI 26-50			RPI 51-100			RPI 101+ Team's RPI: 151		
RPI	S	Opponent	Score	RPI	S	Opponent	Score	RPI	S	Opponent	Score
						56 N Pacific	62 67	120 A		Sacramento St.	85 93
								131 A		Boise St.	45 70
								153 H		Cal Poly	79 65
								164 H		Bakersfield	90 78
								178 N		Fla. Atlantic	57 44
								182 H		New Mexico	70 59
								201 H		Cal St. Fullerton	51 66
								213 A		Southern Utah	81 64
								235 H		North Dakota St.	79 59
								261 A		UTEP	73 78
								262 H		Weber St.	97 100
								293 A		Grand Canyon	74 62
								313 H		Seattle	76 66
								317 A		Utah Valley	68 58
								343 A		UMKC	60 48
LAST 12 Division I GAMES:											
317 A		Utah Valley	68 58	178 N		Fla. Atlantic	57 44				
293 A		Grand Canyon	74 62	56 N		Pacific	62 67				
313 H		Seattle	76 66	153 H		Cal Poly	79 65				
164 H		Bakersfield	90 78	235 H		North Dakota St.	79 59				
343 A		UMKC	60 48	182 H		New Mexico	70 59				
213 A		Southern Utah	81 64	201 H		Cal St. Fullerton	51 66				

Non-Div I Games: Eastern N.M. 79 51 Northern N.M. 81 39

New Mexico St.

Average RPI Win:	307	WON-LOST	WINNING	LAST 10	STRENGTH OF	OPP. STRENGTH	TEAM	ADJ.	CONF.	ADJ CONF.
Average RPI Loss:	218	RECORD	PCT. RANK	GAMES	SCHEDULE	OF SCHEDULE	RPI	RPI	RPI	RPI
DIV. I ONLY	1- 13	340	0- 1	293	332	347	347	29	29	
DIV. I NON-CONF.	1- 6	316	0- 0	150	250	297	297	28	28	
TOTALS	RPI 1-25	RPI 26-50	W-L RECORDS	RPI 51-100	RPI 101-150	RPI 150+				
1- 13	0- 0	0- 1	OVERALL	0- 1	0- 0	1- 11				
1- 5	0- 0	0- 1	HOME	0- 0	0- 0	1- 4				
0- 8	0- 0	0- 0	AWAY	0- 0	0- 0	0- 1				
0- 0	0- 0	0- 0	NEUTRAL	0- 0	0- 0	0- 0				
1- 6	0- 0	0- 1	NON-CONFERENCE	0- 1	0- 0	1- 4				
1- 1	0- 0	0- 1	HOME	0- 0	0- 0	1- 0				
0- 5	0- 0	0- 0	AWAY	0- 1	0- 0	0- 4				
0- 0	0- 0	0- 0	NEUTRAL	0- 0	0- 0	0- 0				
0- 7	0- 0	0- 0	CONFERENCE	0- 0	0- 0	0- 7				
0- 4	0- 0	0- 0	HOME	0- 0	0- 0	0- 4				
0- 3	0- 0	0- 0	AWAY	0- 0	0- 0	0- 3				
0- 0	0- 0	0- 0	NEUTRAL	0- 0	0- 0	0- 0				

RPI S	Opponent	Score	RPI S	Opponent	Score	RPI S	Opponent	Score	RPI S	Opponent	Score	Team's RPI: 347
38	H Mississippi St.	45 85	90	A Oklahoma St.	33 84	160	A Alabama	58 87	166	A Tulsa	55 78	
						199	A Jacksonville St.	51 65	200	A Stephen F. Austin	56 76	
						238	H Lamar	54 64	275	H Central Ark.	46 53	
						278	H Sam Houston St.	59 75	284	H A&M-Corpus Christi	46 58	
						290	A Houston Baptist	45 63	293	A Grand Canyon	57 59	
						307	H Kent St.	58 55	326	A Incarnate Word	59 71	
LAST 12 Division I GAMES:												
326	A Incarnate Word	59 71	238	H Lamar	54 64							
284	H A&M-Corpus Christi	46 58	307	H Kent St.	58 55							
275	H Central Ark.	46 53	160	A Alabama	58 87							
290	A Houston Baptist	45 63	166	A Tulsa	55 78							
200	A Stephen F. Austin	56 76	90	A Oklahoma St.	33 84							
278	H Sam Houston St.	59 75	293	A Grand Canyon	57 59							

Non-Div I Games: West Ala. 54 66 Crowley's Ridge 87 54

New Orleans

Loss, Non-Conf, S Site, H Home A Away N Neutral

## Niagara

Through Games Of Jan. 25, 2015

Average RPI Win:	254	WON-LOST	WINNING	LAST 10	STRENGTH OF	OPP. STRENGTH	TEAM	ADJ.	CONF.	ADJ CONF.
Average RPI Loss:	137	RECORD	PCT. RANK	GAMES	SCHEDULE	OF SCHEDULE	RPI	RPI	RPI	RPI
DIV. I ONLY	8- 11	214	3- 7	218	213	234	234	24	24	
DIV. I NON-CONF.	4- 5	188	2- 2	168	201	182	182	23	23	
TOTALS	RPI 1-25	RPI 26-50	W-L RECORDS	RPI 51-100	RPI 101-150	RPI 150+				
8- 11	0- 0	0- 4	OVERALL	0- 0	0- 1	8- 6				
4- 6	0- 0	0- 1	HOME	0- 0	0- 1	4- 4				
4- 5	0- 0	0- 3	AWAY	0- 0	0- 0	4- 2				
0- 0	0- 0	0- 0	NEUTRAL	0- 0	0- 0	0- 0				
4- 5	0- 0	0- 2	NON-CONFERENCE	0- 0	0- 1	4- 2				
2- 2	0- 0	0- 0	HOME	0- 0	0- 1	2- 1				
2- 3	0- 0	0- 2	AWAY	0- 0	0- 0	2- 1				
0- 0	0- 0	0- 0	NEUTRAL	0- 0	0- 0	0- 0				
4- 6	0- 0	0- 2	CONFERENCE	0- 0	0- 0	4- 4				
2- 4	0- 0	0- 1	HOME	0- 0	0- 0	2- 3				
2- 2	0- 0	0- 1	AWAY	0- 0	0- 0	2- 1				
0- 0	0- 0	0- 0	NEUTRAL	0- 0	0- 0	0- 0				

RPI S	Opponent	Score	RPI S	Opponent	Score	RPI S	Opponent	Score	RPI S	Opponent	Score	Team's RPI: 234
			34	A Quinnipiac	66 80				119	H Dartmouth	70 76	
			34	H Quinnipiac	68 71				157	A Cleveland St.	76 58	
			37	A Youngstown St.	61 83				159	H St. Bonaventure	60 72	
			47	A Pittsburgh	54 70				165	H Siena	52 56	
									172	A Fairfield	66 64	
									175	H Iona	72 83	
									180	A Buffalo	64 73	
									221	A Monmouth	59 45	
									247	H Canisius	55 66	
									258	H Detroit	71 49	
									285	H Mt. St. Mary's	78 60	
									291	A Binghamton	63 52	
									302	H Manhattan	64 36	
									315	A Rider	56 61	
									344	H Saint Peter's	73 40	
LAST 12 Division I GAMES:												
			175	H Iona	72 83		172	A Fairfield	66 64			
			247	H Canisius	55 66		34	A Quinnipiac	66 80			
			221	A Monmouth	59 45		285	H Mt. St. Mary's	78 60			
			315	A Rider	56 61		119	H Dartmouth	70 76			
			34	H Quinnipiac	68 71		159	H St. Bonaventure	60 72			
			165	H Siena	52 56		157	A Cleveland St.	76 58			

Non-Div I Games:

Niagara

■ Loss, 
■ Non-Conf, 
■ S Site, 
■ H Home 
■ A Away 
N Neutral



Average RPI Win:	275	WON-LOST	WINNING	LAST 10	STRENGTH OF	OPP. STRENGTH	TEAM	ADJ.	CONF.	ADJ CONF.
Average RPI Loss:	146	RECORD	PCT. RANK	GAMES	SCHEDULE	OF SCHEDULE	RPI	RPI	RPI	RPI
DIV. I ONLY	7- 10	223	5- 5	240	236	237	237	29	29	
DIV. I NON-CONF.	3- 7	250	1- 4	176	103	240	240	28	28	
TOTALS	RPI 1-25	RPI 26-50	W-L RECORDS	RPI 51-100	RPI 101-150	RPI 150+				
7- 10	0- 0	0- 2	OVERALL	0- 2	0- 1	7- 5				
3- 2	0- 0	0- 0	HOME	0- 0	0- 0	3- 2				
2- 6	0- 0	0- 1	AWAY	0- 2	0- 1	2- 2				
2- 2	0- 0	0- 1	NEUTRAL	0- 0	0- 0	2- 1				
3- 7	0- 0	0- 2	NON-CONFERENCE	0- 2	0- 1	3- 2				
1- 1	0- 0	0- 0	HOME	0- 0	0- 0	1- 1				
0- 4	0- 0	0- 1	AWAY	0- 2	0- 1	0- 0				
2- 2	0- 0	0- 1	NEUTRAL	0- 0	0- 0	2- 1				
4- 3	0- 0	0- 0	CONFERENCE	0- 0	0- 0	4- 3				
2- 1	0- 0	0- 0	HOME	0- 0	0- 0	2- 1				
2- 2	0- 0	0- 0	AWAY	0- 0	0- 0	2- 2				
0- 0	0- 0	0- 0	NEUTRAL	0- 0	0- 0	0- 0				

RPI 1-25				RPI 26-50				RPI 51-100				RPI 101+ Team's RPI: 237			
RPI	S	Opponent	Score	RPI	S	Opponent	Score	RPI	S	Opponent	Score	RPI	S	Opponent	Score
				37	N	Youngstown St.	50 51	54	A	Arkansas	52 63	126	A	Louisiana Tech	62 80
				43	A	Tulane	44 77	97	A	Texas Tech	49 76	152	H	Southern Miss.	57 89
												173	A	Northwestern St.	71 74
												191	N	UTSA	57 49
												238	A	Lamar	62 67
												251	N	Houston	47 65
												274	A	Abilene Christian	63 39
												275	A	Central Ark.	75 72
												278	H	Sam Houston St.	67 64
												284	H	A&M-Corpus Christi	59 75
												290	H	Houston Baptist	70 58
												300	N	Norfolk St.	69 64
												320	H	South Ala.	66 62
LAST 12 Division I GAMES:															
				275	A	Central Ark.	75 72	238	A	Lamar	62 67				
				173	A	Northwestern St.	71 74	152	H	Southern Miss.	57 89				
				284	H	A&M-Corpus Christi	59 75	191	N	UTSA	57 49				
				278	H	Sam Houston St.	67 64	251	N	Houston	47 65				
				274	A	Abilene Christian	63 39	97	A	Texas Tech	49 76				
				290	H	Houston Baptist	70 58	126	A	Louisiana Tech	62 80				

Non-Div I Games: Southern-N.O. 87 84

Nicholls St.

■ Loss, 
 ■ Non-Conf, 
 ■ S Site, 
 ■ H Home 
 ■ A Away 
 N Neutral

Average RPI Win:	282	WON-LOST	WINNING	LAST 10	STRENGTH OF	OPP. STRENGTH	TEAM	ADJ.	CONF.	ADJ CONF.
Average RPI Loss:	199	RECORD	PCT. RANK	GAMES	SCHEDULE	OF SCHEDULE	RPI	RPI	RPI	RPI
DIV. I ONLY	6- 12	258	4- 6	308	326	300	300	32	32	
DIV. I NON-CONF.	1- 10	330	0- 5	212	255	320	320	30	30	
TOTALS	RPI 1-25	RPI 26-50	W-L RECORDS	RPI 51-100	RPI 101-150	RPI 150+				
6- 12	0- 0	0- 0	OVERALL	0- 1	0- 2	6- 9				
3- 4	0- 0	0- 0	HOME	0- 0	0- 2	3- 2				
3- 6	0- 0	0- 0	AWAY	0- 1	0- 0	3- 5				
0- 2	0- 0	0- 0	NEUTRAL	0- 0	0- 0	0- 2				
1- 10	0- 0	0- 0	NON-CONFERENCE	0- 1	0- 2	1- 7				
0- 3	0- 0	0- 0	HOME	0- 0	0- 2	0- 1				
1- 5	0- 0	0- 0	AWAY	0- 1	0- 0	1- 4				
0- 2	0- 0	0- 0	NEUTRAL	0- 0	0- 0	0- 2				
5- 2	0- 0	0- 0	CONFERENCE	0- 0	0- 0	5- 2				
3- 1	0- 0	0- 0	HOME	0- 0	0- 0	3- 1				
2- 1	0- 0	0- 0	AWAY	0- 0	0- 0	2- 1				
0- 0	0- 0	0- 0	NEUTRAL	0- 0	0- 0	0- 0				

RPI 1-25				RPI 26-50				RPI 51-100				RPI 101+				Team's RPI: 300	
RPI	S	Opponent	Score	RPI	S	Opponent	Score	RPI	S	Opponent	Score	RPI	S	Opponent	Score		
								87	A	East Carolina	36	65	110	H	Marshall	71	73
												112	H	Hofstra	47	64	
												189	A	Virginia Tech	49	60	
												192	N	Holy Cross	62	63	
												205	A	Stony Brook	46	52	
												209	A	Radford	65	74	
												215	H	Morehead St.	66	83	
												225	A	USC Upstate	58	70	
												233	A	Tennessee St.	65	58	
												237	N	Nicholls St.	64	69	
												246	H	N.C. A&T	76	75	
												249	A	Bethune-Cookman	53	40	
												282	A	South Carolina St.	75	79	
												289	H	Morgan St.	68	63	
												325	H	Coppin St.	56	58	
												337	A	Florida A&M	68	50	
												340	H	N.C. Central	82	58	
LAST 12 Division I GAMES:																	
282	A	South Carolina St.	75	79	225	A	USC Upstate	58	70								
246	H	N.C. A&T	76	75	205	A	Stony Brook	46	52								
340	H	N.C. Central	82	58	192	N	Holy Cross	62	63								
249	A	Bethune-Cookman	53	40	87	A	East Carolina	36	65								
337	A	Florida A&M	68	50	110	H	Marshall	71	73								
325	H	Coppin St.	56	58	289	H	Morgan St.	68	63								

Non-Div I Games:

Norfolk St.

# North Carolina

Through Games Of Jan. 25, 2015

Average RPI Win:	114	WON-LOST	WINNING	LAST 10	STRENGTH OF	OPP. STRENGTH	TEAM	ADJ.	CONF.	ADJ CONF.
Average RPI Loss:	18	RECORD	PCT. RANK	GAMES	SCHEDULE	OF SCHEDULE	RPI	RPI	RPI	RPI
DIV. I ONLY	17- 4	29	7- 3	16	12	18	18	2	2	
DIV. I NON-CONF.	13- 1	5	4- 1	35	60	7	7	4	4	
TOTALS	RPI 1-25	RPI 26-50	W-L RECORDS	RPI 51-100	RPI 101-150	RPI 150+				
17- 4	0- 3	2- 1	OVERALL	6- 0	6- 0	3- 0				
8- 3	0- 3	0- 0	HOME	5- 0	2- 0	1- 0				
5- 1	0- 0	1- 1	AWAY	1- 0	2- 0	1- 0				
4- 0	0- 0	1- 0	NEUTRAL	0- 0	2- 0	1- 0				
13- 1	0- 1	2- 0	NON-CONFERENCE	3- 0	5- 0	3- 0				
6- 1	0- 1	0- 0	HOME	3- 0	2- 0	1- 0				
3- 0	0- 0	1- 0	AWAY	0- 0	1- 0	1- 0				
4- 0	0- 0	1- 0	NEUTRAL	0- 0	2- 0	1- 0				
4- 3	0- 2	0- 1	CONFERENCE	3- 0	1- 0	0- 0				
2- 2	0- 2	0- 0	HOME	2- 0	0- 0	0- 0				
2- 1	0- 0	0- 1	AWAY	1- 0	1- 0	0- 0				
0- 0	0- 0	0- 0	NEUTRAL	0- 0	0- 0	0- 0				

RPI 1-25				RPI 26-50				RPI 51-100				RPI 101+			
RPI	S	Opponent	Score	RPI	S	Opponent	Score	RPI	S	Opponent	Score	RPI	S	Opponent	Score
1	H	Notre Dame	79 89	29	N	Stanford	70 54	57	A	North Carolina St.	67 63	106	N	Elon	85 67
7	H	Oregon St.	55 70	47	A	Pittsburgh	59 84	57	H	North Carolina St.	72 56	113	A	Clemson	78 56
16	H	Duke	67 74	50	A	Rutgers	96 93	63	H	UCLA	84 68	117	N	Maine	65 36
								66	H	Georgia Tech	96 81	125	A	Hawaii	74 65
								71	H	Albany (NY)	71 56	132	H	East Tenn. St.	95 62
								90	H	Oklahoma St.	79 77	147	H	Appalachian St.	84 52
												154	A	Oregon	76 59
												214	N	Prairie View	81 45
												339	H	Howard	83 49
LAST 12 Division I GAMES:															
16	H	Duke	67 74	57	H	North Carolina St.	72 56	132	H	East Tenn. St.	95 62	71	H	Albany (NY)	71 56
57	A	North Carolina St.	67 63	106	N	Elon	85 67	117	N	Maine	65 36	7	H	Oregon St.	55 70
113	A	Clemson	78 56												
1	H	Notre Dame	79 89												
66	H	Georgia Tech	96 81												
47	A	Pittsburgh	59 84												

Non-Div I Games:

North Carolina

Loss, Non-Conf, S Site, H Home A Away N Neutral

Average RPI Win:	184	WON-LOST	WINNING	LAST 10	STRENGTH OF	OPP. STRENGTH	TEAM	ADJ.	CONF.	ADJ CONF.
Average RPI Loss:	32	RECORD	PCT. RANK	GAMES	SCHEDULE	OF SCHEDULE	RPI	RPI	RPI	RPI
DIV. I ONLY	12- 8	115	5- 5	31	50	57	57	2	2	
DIV. I NON-CONF.	9- 4	84	4- 1	79	136	68	68	4	4	
TOTALS	RPI 1-25	RPI 26-50	W-L RECORDS	RPI 51-100	RPI 101-150	RPI 150+				
12- 8	0- 4	0- 3	OVERALL	1- 1	4- 0	7- 0				
9- 2	0- 1	0- 1	HOME	0- 0	4- 0	5- 0				
2- 5	0- 0	0- 0	AWAY	0- 0	0- 0	2- 0				
1- 1	0- 1	0- 0	NEUTRAL	1- 0	0- 0	0- 0				
9- 4	0- 1	0- 2	NON-CONFERENCE	1- 1	3- 0	5- 0				
7- 1	0- 0	0- 1	HOME	0- 0	3- 0	4- 0				
1- 2	0- 0	0- 1	AWAY	0- 1	0- 0	1- 0				
1- 1	0- 1	0- 0	NEUTRAL	1- 0	0- 0	0- 0				
3- 4	0- 3	0- 1	CONFERENCE	0- 0	1- 0	2- 0				
2- 1	0- 1	0- 0	HOME	0- 0	1- 0	1- 0				
1- 3	0- 2	0- 1	AWAY	0- 0	0- 0	1- 0				
0- 0	0- 0	0- 0	NEUTRAL	0- 0	0- 0	0- 0				

RPI 1-25				RPI 26-50				RPI 51-100				Team's RPI: 57	RPI 101+			
RPI	S	Opponent	Score	RPI	S	Opponent	Score	RPI	S	Opponent	Score		RPI	S	Opponent	Score
9	A	Louisville	58 65	31	H	Minnesota	55 60	86	A	Villanova	65 74		106	H	Elon	84 51
13	N	George Washington	66 74	40	A	Syracuse	49 66	97	N	Texas Tech	75 42		107	H	Liberty	67 64
18	A	North Carolina	56 72	43	A	Tulane	51 60						113	H	Clemson	76 50
18	H	North Carolina	63 67										148	H	High Point	66 62
													176	A	Wake Forest	78 70
													189	H	Virginia Tech	73 59
													196	A	Charlotte	70 63
													232	H	Davidson	82 66
													233	H	Tennessee St.	84 55
													285	H	Mt. St. Mary's	85 60
													325	H	Coppin St.	81 61
LAST 12 Division I GAMES:																
40	A	Syracuse	49 66	18	A	North Carolina	56 72									
18	H	North Carolina	63 67	86	A	Villanova	65 74									
176	A	Wake Forest	78 70	232	H	Davidson	82 66									
9	A	Louisville	58 65	107	H	Liberty	67 64									
113	H	Clemson	76 50	285	H	Mt. St. Mary's	85 60									
189	H	Virginia Tech	73 59	106	H	Elon	84 51									

Non-Div I Games:

North Carolina St.

■ Loss, 
■ Non-Conf, 
■ S Site, 
■ H Home 
■ A Away 
N Neutral

North Dakota

Through Games Of Jan. 25, 2015

Average RPI Win:	224	WON-LOST	WINNING	LAST 10	STRENGTH OF	OPP. STRENGTH	TEAM	ADJ.	CONF.	ADJ CONF.
Average RPI Loss:	119	RECORD	PCT. RANK	GAMES	SCHEDULE	OF SCHEDULE	RPI	RPI	RPI	RPI
DIV. I ONLY	11- 6	90	5- 4	221	199	108	108	22	22	
DIV. I NON-CONF.	6- 4	132	1- 3	214	221	118	118	21	21	
TOTALS	RPI 1-25	RPI 26-50	W-L RECORDS	RPI 51-100	RPI 101-150	RPI 150+				
11- 6	0- 0	0- 1	OVERALL	0- 2	1- 2	10- 1				
5- 1	0- 0	0- 1	HOME	0- 0	1- 0	4- 0				
5- 5	0- 0	0- 0	AWAY	0- 2	0- 2	5- 1				
1- 0	0- 0	0- 0	NEUTRAL	0- 0	0- 0	1- 0				
6- 4	0- 0	0- 1	NON-CONFERENCE	0- 2	0- 1	6- 0				
1- 1	0- 0	0- 1	HOME	0- 0	0- 0	1- 0				
4- 3	0- 0	0- 0	AWAY	0- 2	0- 1	4- 0				
1- 0	0- 0	0- 0	NEUTRAL	0- 0	0- 0	1- 0				
5- 2	0- 0	0- 0	CONFERENCE	0- 0	1- 1	4- 1				
4- 0	0- 0	0- 0	HOME	0- 0	1- 0	3- 0				
1- 2	0- 0	0- 0	AWAY	0- 0	0- 1	1- 1				
0- 0	0- 0	0- 0	NEUTRAL	0- 0	0- 0	0- 0				

RPI 1-25				RPI 26-50				RPI 51-100				RPI 101+ Team's RPI: 108			
RPI	S	Opponent	Score	RPI	S	Opponent	Score	RPI	S	Opponent	Score	RPI	S	Opponent	Score
				31	H	Minnesota	55 68	74	A	South Dakota	81 86	113	A	Clemson	67 72
								95	A	Colorado	59 68	120	A	Sacramento St.	86 93
												122	H	Montana	59 52
												169	H	Eastern Wash.	96 82
												179	H	Idaho	68 62
												186	A	Northern Colo.	68 58
												206	A	Towson	54 52
												212	H	Montana St.	82 74
												235	A	North Dakota St.	90 87
												244	A	Western Ill.	85 77
												277	H	Milwaukee	83 76
												279	A	Portland St.	70 73
												318	N	St. Francis Brooklyn	70 63
												319	A	Omaha	72 52
LAST 12 Division I GAMES:															
169	H	Eastern Wash.	96 82	212	H	Montana St.	82 74								
179	H	Idaho	68 62	74	A	South Dakota	81 86								
186	A	Northern Colo.	68 58	113	A	Clemson	67 72								
279	A	Portland St.	70 73	31	H	Minnesota	55 68								
120	A	Sacramento St.	86 93	235	A	North Dakota St.	90 87								
122	H	Montana	59 52	244	A	Western Ill.	85 77								

Non-Div I Games: Dickinson St. 88 40 Mayville St. 98 54

North Dakota

Loss, Non-Conf, S Site, H Home A Away N Neutral

Average RPI Win:	246	WON-LOST	WINNING	LAST 10	STRENGTH OF	OPP. STRENGTH	TEAM	ADJ.	CONF.	ADJ CONF.
Average RPI Loss:	172	RECORD	PCT. RANK	GAMES	SCHEDULE	OF SCHEDULE	RPI	RPI	RPI	RPI
DIV. I ONLY	8- 11	214	5- 5	226	279	235	235	25	25	
DIV. I NON-CONF.	3- 8	263	0- 4	227	272	277	277	25	25	
TOTALS	RPI 1-25	RPI 26-50	W-L RECORDS	RPI 51-100	RPI 101-150	RPI 150+				
8- 11	0- 0	0- 1	OVERALL	1- 2	0- 2	7- 6				
5- 2	0- 0	0- 0	HOME	1- 0	0- 1	4- 1				
1- 9	0- 0	0- 1	AWAY	0- 2	0- 1	1- 5				
2- 0	0- 0	0- 0	NEUTRAL	0- 0	0- 0	2- 0				
3- 8	0- 0	0- 1	NON-CONFERENCE	0- 1	0- 2	3- 4				
1- 2	0- 0	0- 0	HOME	0- 0	0- 1	1- 1				
0- 6	0- 0	0- 1	AWAY	0- 1	0- 1	0- 3				
2- 0	0- 0	0- 0	NEUTRAL	0- 0	0- 0	2- 0				
5- 3	0- 0	0- 0	CONFERENCE	1- 1	0- 0	4- 2				
4- 0	0- 0	0- 0	HOME	1- 0	0- 0	3- 0				
1- 3	0- 0	0- 0	AWAY	0- 1	0- 0	1- 2				
0- 0	0- 0	0- 0	NEUTRAL	0- 0	0- 0	0- 0				

RPI 1-25				RPI 26-50				RPI 51-100				RPI 101+				Team's RPI: 235	
RPI	S	Opponent	Score	RPI	S	Opponent	Score	RPI	S	Opponent	Score	RPI	S	Opponent	Score		
				38	A	Mississippi St.	58 109	67	H	South Dakota St.	83 78	108	H	North Dakota	87 90		
								74	A	South Dakota	69 84	114	A	UNI	41 56		
								79	A	Western Mich.	59 74	151	A	New Mexico St.	59 79		
												194	H	Oral Roberts	77 64		
												201	A	Cal St. Fullerton	79 86		
												244	A	Western Ill.	66 88		
												252	N	Northeastern	79 72		
												253	H	IUPUI	68 63		
												265	N	NJIT	60 48		
												277	H	Milwaukee	73 77		
												293	A	Grand Canyon	54 69		
												307	H	Kent St.	74 68		
												309	H	IPFW	81 60		
												314	A	Denver	73 75		
												319	A	Omaha	77 60		
LAST 12 Division I GAMES:																	
				244	A	Western Ill.	66 88	67	H	South Dakota St.	83 78						
				319	A	Omaha	77 60	194	H	Oral Roberts	77 64						
				309	H	IPFW	81 60	293	A	Grand Canyon	54 69						
				74	A	South Dakota	69 84	201	A	Cal St. Fullerton	79 86						
				314	A	Denver	73 75	151	A	New Mexico St.	59 79						
				253	H	IUPUI	68 63	114	A	UNI	41 56						

Non-Div I Games: Mayville St. 83 66

North Dakota St.

■ Loss, 
 ■ Non-Conf, S Site, 
 ■ Home 
 ■ Away 
 N Neutral

# North Florida

Through Games Of Jan. 25, 2015

Average RPI Win:	262	WON-LOST	WINNING	LAST 10	STRENGTH OF	OPP. STRENGTH	TEAM	ADJ.	CONF.	ADJ CONF.
Average RPI Loss:	141	RECORD	PCT. RANK	GAMES	SCHEDULE	OF SCHEDULE	RPI	RPI	RPI	RPI
DIV. I ONLY	8- 10	200	5- 5	181	243	203	203	11	11	
DIV. I NON-CONF.	7- 6	154	4- 2	241	280	170	170	12	12	
TOTALS	RPI 1-25	RPI 26-50	W-L RECORDS	RPI 51-100	RPI 101-150	RPI 150+				
8- 10	0- 2	0- 1	OVERALL	0- 1	0- 0	8- 6				
5- 3	0- 0	0- 1	HOME	0- 0	0- 0	5- 2				
2- 7	0- 2	0- 0	AWAY	0- 1	0- 0	2- 4				
1- 0	0- 0	0- 0	NEUTRAL	0- 0	0- 0	1- 0				
7- 6	0- 1	0- 0	NON-CONFERENCE	0- 1	0- 0	7- 4				
4- 1	0- 0	0- 0	HOME	0- 0	0- 0	4- 1				
2- 5	0- 1	0- 0	AWAY	0- 1	0- 0	2- 3				
1- 0	0- 0	0- 0	NEUTRAL	0- 0	0- 0	1- 0				
1- 4	0- 1	0- 1	CONFERENCE	0- 0	0- 0	1- 2				
1- 2	0- 0	0- 1	HOME	0- 0	0- 0	1- 1				
0- 2	0- 1	0- 0	AWAY	0- 0	0- 0	0- 1				
0- 0	0- 0	0- 0	NEUTRAL	0- 0	0- 0	0- 0				

RPI	S	Opponent	Score	RPI	S	Opponent	Score	RPI	S	Opponent	Score	RPI	S	Opponent	Score	Team's RPI: 203
14	A	Florida St.	58 79	44	H	Stetson	38 67	55	A	Miami (FL)	53 81	156	A	Samford	47 81	
21	A	FGCU	42 75									168	A	Florida	51 63	
												190	H	Mercer	57 55	
												207	H	Northern Ky.	81 79	
												211	H	Georgia St.	59 72	
												216	A	UCF	56 60	
												233	A	Tennessee St.	54 53	
												250	N	Eastern Ky.	62 45	
												255	A	UNCW	55 41	
												257	H	Lipscomb	62 71	
												266	A	Jacksonville	52 54	
												292	H	Western Caro.	62 45	
												322	H	Wofford	68 60	
												343	H	UMKC	63 62	
LAST 12 Division I GAMES:																
257	H	Lipscomb	62 71	190	H	Mercer	57 55									
207	H	Northern Ky.	81 79	168	A	Florida	51 63									
44	H	Stetson	38 67	292	H	Western Caro.	62 45									
21	A	FGCU	42 75	322	H	Wofford	68 60									
266	A	Jacksonville	52 54	14	A	Florida St.	58 79									
343	H	UMKC	63 62	233	A	Tennessee St.	54 53									

Non-Div I Games: Thomas (GA) 54 39 Edward Waters 62 57

North Florida

Loss, Non-Conf, S Site, H Home A Away N Neutral

## North Texas

Through Games Of Jan. 25, 2015

Average RPI Win:	302	WON-LOST	WINNING	LAST 10	STRENGTH OF	OPP. STRENGTH	TEAM	ADJ.	CONF.	ADJ CONF.
Average RPI Loss:	185	RECORD	PCT. RANK	GAMES	SCHEDULE	OF SCHEDULE	RPI	RPI	RPI	RPI
DIV. I ONLY	2- 16	333	1- 9	283	204	338	338	17	17	
DIV. I NON-CONF.	1- 10	330	1- 4	305	237	339	339	18	18	
TOTALS	RPI 1-25	RPI 26-50	W-L RECORDS	RPI 51-100	RPI 101-150	RPI 150+				
2- 16	0- 2	0- 0	OVERALL	0- 0	0- 3	2- 11				
1- 9	0- 1	0- 0	HOME	0- 0	0- 1	1- 7				
1- 7	0- 1	0- 0	AWAY	0- 0	0- 2	1- 4				
0- 0	0- 0	0- 0	NEUTRAL	0- 0	0- 0	0- 0				
1- 10	0- 2	0- 0	NON-CONFERENCE	0- 0	0- 1	1- 7				
0- 7	0- 1	0- 0	HOME	0- 0	0- 0	0- 6				
1- 3	0- 1	0- 0	AWAY	0- 0	0- 1	1- 1				
0- 0	0- 0	0- 0	NEUTRAL	0- 0	0- 0	0- 0				
1- 6	0- 0	0- 0	CONFERENCE	0- 0	0- 2	1- 4				
1- 2	0- 0	0- 0	HOME	0- 0	0- 1	1- 1				
0- 4	0- 0	0- 0	AWAY	0- 0	0- 1	0- 3				
0- 0	0- 0	0- 0	NEUTRAL	0- 0	0- 0	0- 0				

RPI 1-25				RPI 26-50			RPI 51-100			RPI 101+ Team's RPI: 338		
RPI	S	Opponent	Score	RPI	S	Opponent	Score	RPI	S	Opponent	Score	
22	H	Oklahoma	39 68					126	A	Louisiana Tech	57 92	
25	A	Texas A&M	38 75					134	H	Old Dominion	44 54	
								142	A	San Francisco	42 60	
								152	A	Southern Miss.	55 67	
								163	H	Massachusetts	46 56	
								186	H	Northern Colo.	48 53	
								191	A	UTSA	45 53	
								196	H	Charlotte	58 67	
								243	A	SMU	55 62	
								248	H	Texas-Arlington	38 46	
								251	H	Houston	42 46	
								260	H	Rice	53 48	
								261	A	UTEP	58 60	
								305	H	Eastern Ill.	57 59	
								314	H	Denver	55 63	
								343	A	UMKC	65 47	
LAST 12 Division I GAMES:												
152	A	Southern Miss.	55 67	261	A	UTEP	58 60					
126	A	Louisiana Tech	57 92	25	A	Texas A&M	38 75					
134	H	Old Dominion	44 54	314	H	Denver	55 63					
196	H	Charlotte	58 67	248	H	Texas-Arlington	38 46					
260	H	Rice	53 48	142	A	San Francisco	42 60					
191	A	UTSA	45 53	343	A	UMKC	65 47					

Non-Div I Games:

North Texas

■ Loss, 
 ■ Non-Conf, S Site, 
 ■ Home 
 ■ Away 
 N Neutral



## Northeastern

Through Games Of Jan. 25, 2015

Average RPI Win:	189	WON-LOST	WINNING	LAST 10	STRENGTH OF	OPP. STRENGTH	TEAM	ADJ.	CONF.	ADJ CONF.
Average RPI Loss:	140	RECORD	PCT. RANK	GAMES	SCHEDULE	OF SCHEDULE	RPI	RPI	RPI	RPI
DIV. I ONLY	4- 14	305	0- 1	114	141	252	252	12	12	
DIV. I NON-CONF.	3- 7	250	0- 1	104	188	204	204	11	11	
TOTALS	RPI 1-25	RPI 26-50	W-L RECORDS	RPI 51-100	RPI 101-150	RPI 150+				
4- 14	0- 0	0- 2	OVERALL	1- 1	1- 5	2- 6				
3- 3	0- 0	0- 1	HOME	0- 0	1- 0	2- 2				
1- 10	0- 0	0- 1	AWAY	1- 1	0- 5	0- 3				
0- 1	0- 0	0- 0	NEUTRAL	0- 0	0- 0	0- 1				
3- 7	0- 0	0- 1	NON-CONFERENCE	1- 0	1- 3	1- 3				
2- 1	0- 0	0- 0	HOME	0- 0	1- 0	1- 1				
1- 5	0- 0	0- 1	AWAY	1- 0	0- 3	0- 1				
0- 1	0- 0	0- 0	NEUTRAL	0- 0	0- 0	0- 1				
1- 7	0- 0	0- 1	CONFERENCE	0- 1	0- 2	1- 3				
1- 2	0- 0	0- 1	HOME	0- 0	0- 0	1- 1				
0- 5	0- 0	0- 0	AWAY	0- 1	0- 2	0- 2				
0- 0	0- 0	0- 0	NEUTRAL	0- 0	0- 0	0- 0				

RPI S	Opponent	Score	RPI S	Opponent	Score	RPI S	Opponent	Score	RPI S	Opponent	Score	Team's RPI: 252
26	H James Madison	55 77	62	A Drexel	35 58	105	A Boston College	56 66				
50	A Rutgers	60 74	71	A Albany (NY)	70 67	106	A Elon	77 80				
						112	A Hofstra	83 85				
						117	A Maine	51 60				
						124	H Marist	58 51				
						129	A Harvard	65 67				
						155	H New Hampshire	62 63				
						178	A Fla. Atlantic	74 81				
						206	A Towson	61 65				
						219	H Delaware	48 54				
						235	N North Dakota St.	72 79				
						255	H UNCW	73 64				
						259	A Col. of Charleston	38 59				
						306	H Boston U.	75 74				
LAST 12 Division I GAMES:												
178	A Fla. Atlantic	74 81	26	H James Madison	55 77							
106	A Elon	77 80	112	A Hofstra	83 85							
206	A Towson	61 65	62	A Drexel	35 58							
259	A Col. of Charleston	38 59	105	A Boston College	56 66							
255	H UNCW	73 64	71	A Albany (NY)	70 67							
219	H Delaware	48 54	155	H New Hampshire	62 63							

Non-Div I Games:

Northeastern

■ Loss, 
 ■ Non-Conf, S Site, 
 ■ Home 
 ■ Away 
 N Neutral

Average RPI Win:	254	WON-LOST	WINNING	LAST 10	STRENGTH OF	OPP. STRENGTH	TEAM	ADJ.	CONF.	ADJ CONF.
Average RPI Loss:	197	RECORD	PCT. RANK	GAMES	SCHEDULE	OF SCHEDULE	RPI	RPI	RPI	RPI
DIV. I ONLY	6- 10	238	3- 7	346	175	328	328	22	22	
DIV. I NON-CONF.	3- 6	233	1- 4	348	160	343	343	21	21	
TOTALS	RPI 1-25	RPI 26-50	W-L RECORDS	RPI 51-100	RPI 101-150	RPI 150+				
6- 10	0- 0	0- 0	OVERALL	0- 1	1- 1	5- 8				
6- 3	0- 0	0- 0	HOME	0- 1	1- 1	5- 1				
0- 7	0- 0	0- 0	AWAY	0- 0	0- 0	0- 7				
0- 0	0- 0	0- 0	NEUTRAL	0- 0	0- 0	0- 0				
3- 6	0- 0	0- 0	NON-CONFERENCE	0- 1	0- 0	3- 5				
3- 2	0- 0	0- 0	HOME	0- 1	0- 0	3- 1				
0- 4	0- 0	0- 0	AWAY	0- 0	0- 0	0- 4				
0- 0	0- 0	0- 0	NEUTRAL	0- 0	0- 0	0- 0				
3- 4	0- 0	0- 0	CONFERENCE	0- 0	1- 1	2- 3				
3- 1	0- 0	0- 0	HOME	0- 0	1- 1	2- 0				
0- 3	0- 0	0- 0	AWAY	0- 0	0- 0	0- 3				
0- 0	0- 0	0- 0	NEUTRAL	0- 0	0- 0	0- 0				

RPI 1-25			RPI 26-50			RPI 51-100			RPI 101+			Team's RPI: 328
RPI	S	Opponent	Score	RPI	S	Opponent	Score	RPI	S	Opponent	Score	
						99	H CSUN	71	77	120	H Sacramento St.	64 60
										122	H Montana	42 69
										154	A Oregon	47 59
										182	A New Mexico	37 56
										188	H Pepperdine	63 66
										212	H Montana St.	79 64
										213	A Southern Utah	53 63
										239	A Idaho St.	68 69
										248	A Texas-Arlington	62 80
										261	A UTEP	58 82
										262	A Weber St.	53 66
										279	H Portland St.	94 46
										281	H UC Irvine	66 35
										295	H Loyola Marymount	82 64
										336	H UC Santa Barbara	67 49
LAST 12 Division I GAMES:												
212	H	Montana St.	79 64	120	H	Sacramento St.	64 60					
122	H	Montana	42 69	182	A	New Mexico	37 56					
239	A	Idaho St.	68 69	99	H	CSUN	71 77					
262	A	Weber St.	53 66	188	H	Pepperdine	63 66					
213	A	Southern Utah	53 63	154	A	Oregon	47 59					
279	H	Portland St.	94 46	295	H	Loyola Marymount	82 64					

Non-Div I Games: Western N.M. 54 58 Fort Lewis 61 43

Northern Ariz.

Loss, Non-Conf, S Site, H Home A Away N Neutral

Average RPI Win:	264	WON-LOST	WINNING	LAST 10	STRENGTH OF	OPP. STRENGTH	TEAM	ADJ.	CONF.	ADJ CONF.
Average RPI Loss:	89	RECORD	PCT. RANK	GAMES	SCHEDULE	OF SCHEDULE	RPI	RPI	RPI	RPI
DIV. I ONLY	9- 8	154	4- 6	261	135	186	186	22	22	
DIV. I NON-CONF.	5- 5	158	1- 4	283	115	178	178	21	21	
TOTALS	RPI 1-25	RPI 26-50	W-L RECORDS	RPI 51-100	RPI 101-150	RPI 150+				
9- 8	0- 2	0- 1	OVERALL	0- 1	0- 3	9- 1				
5- 3	0- 0	0- 0	HOME	0- 1	0- 2	5- 0				
4- 5	0- 2	0- 1	AWAY	0- 0	0- 1	4- 1				
0- 0	0- 0	0- 0	NEUTRAL	0- 0	0- 0	0- 0				
5- 5	0- 2	0- 1	NON-CONFERENCE	0- 1	0- 0	5- 1				
2- 1	0- 0	0- 0	HOME	0- 1	0- 0	2- 0				
3- 4	0- 2	0- 1	AWAY	0- 0	0- 0	3- 1				
0- 0	0- 0	0- 0	NEUTRAL	0- 0	0- 0	0- 0				
4- 3	0- 0	0- 0	CONFERENCE	0- 0	0- 3	4- 0				
3- 2	0- 0	0- 0	HOME	0- 0	0- 2	3- 0				
1- 1	0- 0	0- 0	AWAY	0- 0	0- 1	1- 0				
0- 0	0- 0	0- 0	NEUTRAL	0- 0	0- 0	0- 0				

RPI 1-25				RPI 26-50				RPI 51-100				RPI 101+ Team's RPI: 186			
RPI	S	Opponent	Score	RPI	S	Opponent	Score	RPI	S	Opponent	Score	RPI	S	Opponent	Score
15	A	South Fla.	43 84	30	A	Nebraska	56 63	67	H	South Dakota St.	48 71	108	H	North Dakota	58 68
21	A	FGCU	56 69									120	A	Sacramento St.	71 76
												122	H	Montana	58 64
												169	H	Eastern Wash.	64 56
												179	H	Idaho	70 52
												212	H	Montana St.	80 61
												231	A	Utah St.	61 65
												243	A	SMU	57 44
												279	A	Portland St.	68 54
												293	H	Grand Canyon	66 47
												319	A	Omaha	67 58
												338	A	North Texas	53 48
												348	H	Air Force	76 35
LAST 12 Division I GAMES:															
179	H	Idaho	70 52	122	H	Montana	58 64								
169	H	Eastern Wash.	64 56	21	A	FGCU	56 69								
108	H	North Dakota	58 68	15	A	South Fla.	43 84								
120	A	Sacramento St.	71 76	231	A	Utah St.	61 65								
279	A	Portland St.	68 54	293	H	Grand Canyon	66 47								
212	H	Montana St.	80 61	67	H	South Dakota St.	48 71								

Non-Div I Games: Western St. 85 37

Northern Colo.

■ Loss, 
 ■ Non-Conf, S Site, 
 ■ Home 
 ■ Away 
 N Neutral

Average RPI Win:	272	WON-LOST	WINNING	LAST 10	STRENGTH OF	OPP. STRENGTH	TEAM	ADJ.	CONF.	ADJ CONF.
Average RPI Loss:	170	RECORD	PCT. RANK	GAMES	SCHEDULE	OF SCHEDULE	RPI	RPI	RPI	RPI
DIV. I ONLY	6- 10	238	4- 6	313	253	276	276	15	15	
DIV. I NON-CONF.	4- 6	207	3- 3	342	247	309	309	17	17	
TOTALS	RPI 1-25	RPI 26-50	W-L RECORDS	RPI 51-100	RPI 101-150	RPI 150+				
6- 10	0- 0	0- 0	OVERALL	0- 2	0- 3	6- 5				
4- 1	0- 0	0- 0	HOME	0- 0	0- 0	4- 1				
1- 8	0- 0	0- 0	AWAY	0- 1	0- 3	1- 4				
1- 1	0- 0	0- 0	NEUTRAL	0- 1	0- 0	1- 0				
4- 6	0- 0	0- 0	NON-CONFERENCE	0- 1	0- 2	4- 3				
2- 1	0- 0	0- 0	HOME	0- 0	0- 0	2- 1				
1- 4	0- 0	0- 0	AWAY	0- 0	0- 2	1- 2				
1- 1	0- 0	0- 0	NEUTRAL	0- 1	0- 0	1- 0				
2- 4	0- 0	0- 0	CONFERENCE	0- 1	0- 1	2- 2				
2- 0	0- 0	0- 0	HOME	0- 0	0- 0	2- 0				
0- 4	0- 0	0- 0	AWAY	0- 1	0- 1	0- 2				
0- 0	0- 0	0- 0	NEUTRAL	0- 0	0- 0	0- 0				

RPI 1-25			RPI 26-50			RPI 51-100			RPI 101+			Team's RPI: 276
RPI	S	Opponent	Score	RPI	S	Opponent	Score	RPI	S	Opponent	Score	
						67 N South Dakota St.	42 55	104 A Central Mich.		43 56		
						69 A Ohio	40 67	114 A UNI		42 51		
								133 A Missouri		44 47		
								161 H Eastern Mich.		54 48		
								180 A Buffalo		43 47		
								193 A Ill.-Chicago		47 61		
								198 H SIUE		69 47		
								269 H Valparaiso		50 65		
								270 A Bowling Green		59 65		
								299 H Illinois St.		55 51		
								305 A Eastern Ill.		46 55		
								307 H Kent St.		66 49		
								323 A Bradley		67 54		
								346 N Delaware St.		79 59		
LAST 12 Division I GAMES:												
180 A Buffalo		43 47	323 A Bradley		67 54							
69 A Ohio		40 67	114 A UNI		42 51							
307 H Kent St.		66 49	198 H SIUE		69 47							
270 A Bowling Green		59 65	133 A Missouri		44 47							
104 A Central Mich.		43 56	346 N Delaware St.		79 59							
161 H Eastern Mich.		54 48	67 N South Dakota St.		42 55							

Non-Div I Games:

Northern Ill.

Average RPI Win:	272	WON-LOST	WINNING	LAST 10	STRENGTH OF	OPP. STRENGTH	TEAM	ADJ.	CONF.	ADJ CONF.
Average RPI Loss:	148	RECORD	PCT. RANK	GAMES	SCHEDULE	OF SCHEDULE	RPI	RPI	RPI	RPI
DIV. I ONLY	11- 8	125	6- 3	329	219	207	207	11	11	
DIV. I NON-CONF.	8- 6	136	4- 2	330	220	236	236	12	12	
TOTALS	RPI 1-25	RPI 26-50	W-L RECORDS	RPI 51-100	RPI 101-150	RPI 150+				
11- 8	0- 1	0- 0	OVERALL	0- 2	0- 2	11- 3				
3- 3	0- 0	0- 0	HOME	0- 1	0- 1	3- 1				
4- 5	0- 1	0- 0	AWAY	0- 1	0- 1	4- 2				
4- 0	0- 0	0- 0	NEUTRAL	0- 0	0- 0	4- 0				
8- 6	0- 1	0- 0	NON-CONFERENCE	0- 2	0- 1	8- 2				
2- 3	0- 0	0- 0	HOME	0- 1	0- 1	2- 1				
2- 3	0- 1	0- 0	AWAY	0- 1	0- 0	2- 1				
4- 0	0- 0	0- 0	NEUTRAL	0- 0	0- 0	4- 0				
3- 2	0- 0	0- 0	CONFERENCE	0- 0	0- 1	3- 1				
1- 0	0- 0	0- 0	HOME	0- 0	0- 0	1- 0				
2- 2	0- 0	0- 0	AWAY	0- 0	0- 1	2- 1				
0- 0	0- 0	0- 0	NEUTRAL	0- 0	0- 0	0- 0				

RPI 1-25				RPI 26-50				RPI 51-100				RPI 101+ Team's RPI: 207			
RPI	S	Opponent	Score	RPI	S	Opponent	Score	RPI	S	Opponent	Score	RPI	S	Opponent	Score
8	A	Kentucky	64 82					65	A	Akron	49 82	109	A	Kennesaw St.	58 66
								69	H	Ohio	38 77	122	H	Wright St.	60 72
												203	A	North Florida	79 81
												219	N	Delaware	63 58
												225	H	USC Upstate	77 74
												253	H	IUPUI	57 43
												257	A	Lipscomb	81 70
												266	A	Jacksonville	70 59
												268	H	Cincinnati	66 52
												273	A	Marquette	77 68
												293	N	Grand Canyon	52 45
												294	N	UNC Greensboro	66 58
												296	H	Loyola Chicago	38 45
												299	A	Illinois St.	59 48
												309	A	IPFW	59 65
												346	N	Delaware St.	76 55
LAST 12 Division I GAMES:															
266	A	Jacksonville	70 59	253	H	IUPUI	57 43								
203	A	North Florida	79 81	219	N	Delaware	63 58								
225	H	USC Upstate	77 74	268	H	Cincinnati	66 52								
109	A	Kennesaw St.	58 66	273	A	Marquette	77 68								
257	A	Lipscomb	81 70	309	A	IPFW	59 65								
122	H	Wright St.	60 72	8	A	Kentucky	64 82								

Non-Div I Games: Georgetown (KY) 78 57

Northern Ky.

■ Loss, 
 ■ Non-Conf, S Site, 
 ■ Home 
 ■ Away 
 N Neutral

## Northwestern

Through Games Of Jan. 25, 2015

Average RPI Win:	178	WON-LOST	WINNING	LAST 10	STRENGTH OF	OPP. STRENGTH	TEAM	ADJ.	CONF.	ADJ CONF.
Average RPI Loss:	58	RECORD	PCT. RANK	GAMES	SCHEDULE	OF SCHEDULE	RPI	RPI	RPI	RPI
DIV. I ONLY	14- 5	49	5- 5	150	35	52	52	4	4	
DIV. I NON-CONF.	10- 1	16	3- 1	211	170	46	46	1	1	
TOTALS	RPI 1-25	RPI 26-50	W-L RECORDS	RPI 51-100	RPI 101-150	RPI 150+				
14- 5	0- 2	1- 2	OVERALL	5- 0	1- 0	7- 1				
7- 1	0- 0	1- 1	HOME	2- 0	1- 0	3- 0				
6- 4	0- 2	0- 1	AWAY	3- 0	0- 0	3- 1				
1- 0	0- 0	0- 0	NEUTRAL	0- 0	0- 0	1- 0				
10- 1	0- 1	1- 0	NON-CONFERENCE	2- 0	0- 0	7- 0				
5- 0	0- 0	1- 0	HOME	1- 0	0- 0	3- 0				
4- 1	0- 1	0- 0	AWAY	1- 0	0- 0	3- 0				
1- 0	0- 0	0- 0	NEUTRAL	0- 0	0- 0	1- 0				
4- 4	0- 1	0- 2	CONFERENCE	3- 0	1- 0	0- 1				
2- 1	0- 0	0- 1	HOME	1- 0	1- 0	0- 0				
2- 3	0- 1	0- 1	AWAY	2- 0	0- 0	0- 1				
0- 0	0- 0	0- 0	NEUTRAL	0- 0	0- 0	0- 0				

RPI 1-25				RPI 26-50				RPI 51-100				Team's RPI: 52				RPI 101+			
RPI	S	Opponent	Score	RPI	S	Opponent	Score	RPI	S	Opponent	Score	RPI	S	Opponent	Score	RPI	S	Opponent	Score
5	A	Arizona St.	75 88	36	A	Ohio St.	64 73	75	A	Illinois	68 67	128	H	Wisconsin	68 46				
11	A	Iowa	70 83	42	H	Michigan	66 73	80	A	DePaul	97 91	189	A	Virginia Tech	70 45				
				45	H	Gonzaga	62 43	85	H	Hampton	62 36	193	H	Ill.-Chicago	61 40				
								89	A	Michigan St.	61 57	197	A	Penn St.	75 76				
								89	H	Michigan St.	77 70	272	A	UNLV	88 84				
												296	H	Loyola Chicago	70 33				
												305	N	Eastern Ill.	92 44				
												307	H	Kent St.	72 54				
												342	A	Chicago St.	102 48				
LAST 12 Division I GAMES:																			
197	A	Penn St.	75 76	128	H	Wisconsin	68 46	89	A	Michigan St.	61 57	5	A	Arizona St.	75 88	305	N	Eastern Ill.	92 44
75	A	Illinois	68 67	42	H	Michigan	66 73	272	A	UNLV	88 84	45	H	Gonzaga	62 43				
42	H	Michigan	66 73	11	A	Iowa	70 83												
89	H	Michigan St.	77 70	36	A	Ohio St.	64 73												

Non-Div I Games:

Northwestern

■ Loss, 
■ Non-Conf, S Site, 
■ Home 
■ Away 
N Neutral

Average RPI Win:	252	WON-LOST	WINNING	LAST 10	STRENGTH OF	OPP. STRENGTH	TEAM	ADJ.	CONF.	ADJ CONF.
Average RPI Loss:	143	RECORD	PCT. RANK	GAMES	SCHEDULE	OF SCHEDULE	RPI	RPI	RPI	RPI
DIV. I ONLY	8- 7	152	7- 3	251	233	173	173	29	29	
DIV. I NON-CONF.	1- 6	316	0- 3	120	42	262	262	28	28	
TOTALS	RPI 1-25	RPI 26-50	W-L RECORDS	RPI 51-100	RPI 101-150	RPI 150+				
8- 7	0- 2	0- 0	OVERALL	0- 2	1- 0	7- 3				
5- 1	0- 0	0- 0	HOME	0- 0	1- 0	4- 1				
3- 6	0- 2	0- 0	AWAY	0- 2	0- 0	3- 2				
0- 0	0- 0	0- 0	NEUTRAL	0- 0	0- 0	0- 0				
1- 6	0- 2	0- 0	NON-CONFERENCE	0- 2	1- 0	0- 2				
1- 0	0- 0	0- 0	HOME	0- 0	1- 0	0- 0				
0- 6	0- 2	0- 0	AWAY	0- 2	0- 0	0- 2				
0- 0	0- 0	0- 0	NEUTRAL	0- 0	0- 0	0- 0				
7- 1	0- 0	0- 0	CONFERENCE	0- 0	0- 0	7- 1				
4- 1	0- 0	0- 0	HOME	0- 0	0- 0	4- 1				
3- 0	0- 0	0- 0	AWAY	0- 0	0- 0	3- 0				
0- 0	0- 0	0- 0	NEUTRAL	0- 0	0- 0	0- 0				

RPI 1-25				RPI 26-50				RPI 51-100				RPI 101+ Team's RPI: 173			
RPI	S	Opponent	Score	RPI	S	Opponent	Score	RPI	S	Opponent	Score	RPI	S	Opponent	Score
19	A	Texas	34 74					54	A	Arkansas	30 78	126	H	Louisiana Tech	69 57
25	A	Texas A&M	42 75					90	A	Oklahoma St.	44 89	202	H	McNeese St.	75 54
												237	H	Nicholls St.	74 71
												238	H	Lamar	72 82
												274	H	Abilene Christian	61 56
												278	A	Sam Houston St.	66 57
												280	A	Jackson St.	61 62
												284	A	A&M-Corpus Christi	66 59
												290	A	Houston Baptist	78 68
												297	A	Grambling	41 44
												326	H	Incarinate Word	73 51
LAST 12 Division I GAMES:															
202	H	McNeese St.	75 54	278	A	Sam Houston St.	66 57								
237	H	Nicholls St.	74 71	290	A	Houston Baptist	78 68								
238	H	Lamar	72 82	90	A	Oklahoma St.	44 89								
284	A	A&M-Corpus Christi	66 59	280	A	Jackson St.	61 62								
326	H	Incarinate Word	73 51	19	A	Texas	34 74								
274	H	Abilene Christian	61 56	297	A	Grambling	41 44								

Non-Div I Games: Central Baptist 71 43 LSU-Alexandria 86 58 LeTourneau 78 35 Ark.-Monticello 61 56 Northwestern St.

Notre Dame

Through Games Of Jan. 25, 2015

Average RPI Win:	78	WON-LOST	WINNING	LAST 10	STRENGTH OF	OPP. STRENGTH	TEAM	ADJ.	CONF.	ADJ CONF.
Average RPI Loss:	31	RECORD	PCT. RANK	GAMES	SCHEDULE	OF SCHEDULE	RPI	RPI	RPI	RPI
DIV. I ONLY	19- 2	7	9- 1	1	1	1	1	2	2	
DIV. I NON-CONF.	13- 1	5	5- 0	5	2	2	2	4	4	
TOTALS	RPI 1-25	RPI 26-50	W-L RECORDS	RPI 51-100	RPI 101-150	RPI 150+				
19- 2	4- 1	4- 0	OVERALL	5- 1	4- 0	2- 0				
12- 1	3- 1	3- 0	HOME	1- 0	3- 0	2- 0				
6- 1	1- 0	1- 0	AWAY	3- 1	1- 0	0- 0				
1- 0	0- 0	0- 0	NEUTRAL	1- 0	0- 0	0- 0				
13- 1	2- 1	3- 0	NON-CONFERENCE	4- 0	2- 0	2- 0				
9- 1	2- 1	3- 0	HOME	0- 0	2- 0	2- 0				
3- 0	0- 0	0- 0	AWAY	3- 0	0- 0	0- 0				
1- 0	0- 0	0- 0	NEUTRAL	1- 0	0- 0	0- 0				
6- 1	2- 0	1- 0	CONFERENCE	1- 1	2- 0	0- 0				
3- 0	1- 0	0- 0	HOME	1- 0	1- 0	0- 0				
3- 1	1- 0	1- 0	AWAY	0- 1	1- 0	0- 0				
0- 0	0- 0	0- 0	NEUTRAL	0- 0	0- 0	0- 0				

RPI	S	Opponent	Score	RPI	S	Opponent	Score	RPI	S	Opponent	Score	RPI	S	Opponent	Score
3	H	Tennessee	88 77	33	H	Chattanooga	88 53	55	A	Miami (FL)	63 78	105	H	Boston College	104 58
4	H	Maryland	92 72	34	H	Quinnipiac	112 52	63	A	UCLA	82 67	113	A	Clemson	74 36
6	H	UConn	58 76	40	A	Syracuse	85 74	66	H	Georgia Tech	89 76	118	H	Saint Joseph's	64 50
14	H	Florida St.	74 68	42	H	Michigan	70 50	80	A	DePaul	94 93	129	H	Harvard	97 43
18	A	North Carolina	89 79					82	N	Kansas	89 47	192	H	Holy Cross	104 29
								89	A	Michigan St.	71 63	256	H	UMass Lowell	105 51
LAST 12 Division I GAMES:															
113	A	Clemson	74 36	40	A	Syracuse	85 74	14	H	Florida St.	74 68	63	A	UCLA	82 67
66	H	Georgia Tech	89 76	118	H	Saint Joseph's	64 50	42	H	Michigan	70 50	55	A	DePaul	94 93
3	H	Tennessee	88 77												
18	A	North Carolina	89 79												
105	H	Boston College	104 58												
55	A	Miami (FL)	63 78												

Non-Div I Games:

Notre Dame

Loss, Non-Conf, S Site, H Home A Away N Neutral



Average RPI Win: <b>259</b>	WON-LOST	WINNING	LAST 10	STRENGTH OF	OPP. STRENGTH	TEAM	ADJ.	CONF.	ADJ CONF.
Average RPI Loss: <b>146</b>	RECORD	PCT. RANK	GAMES	SCHEDULE	OF SCHEDULE	RPI	RPI	RPI	RPI
DIV. I ONLY	<b>7- 9</b>	<b>205</b>	<b>5- 5</b>	<b>286</b>	<b>177</b>	<b>227</b>	<b>227</b>	<b>13</b>	<b>13</b>
DIV. I NON-CONF.	<b>4- 7</b>	<b>219</b>	<b>2- 4</b>	<b>295</b>	<b>177</b>	<b>247</b>	<b>247</b>	<b>13</b>	<b>13</b>
TOTALS	RPI 1-25	RPI 26-50	W-L RECORDS	RPI 51-100	RPI 101-150	RPI 150+			
7- 9	0- 0	1- 0	OVERALL	0- 2	0- 4	6- 3			
4- 2	0- 0	1- 0	HOME	0- 0	0- 1	3- 1			
3- 7	0- 0	0- 0	AWAY	0- 2	0- 3	3- 2			
0- 0	0- 0	0- 0	NEUTRAL	0- 0	0- 0	0- 0			
4- 7	0- 0	0- 0	NON-CONFERENCE	0- 2	0- 4	4- 1			
2- 1	0- 0	0- 0	HOME	0- 0	0- 1	2- 0			
2- 6	0- 0	0- 0	AWAY	0- 2	0- 3	2- 1			
0- 0	0- 0	0- 0	NEUTRAL	0- 0	0- 0	0- 0			
3- 2	0- 0	1- 0	CONFERENCE	0- 0	0- 0	2- 2			
2- 1	0- 0	1- 0	HOME	0- 0	0- 0	1- 1			
1- 1	0- 0	0- 0	AWAY	0- 0	0- 0	1- 1			
0- 0	0- 0	0- 0	NEUTRAL	0- 0	0- 0	0- 0			

RPI S	Opponent	Score	RPI S	Opponent	Score	RPI S	Opponent	Score	RPI S	Opponent	Score	Team's RPI: 227
			37  Youngstown St.		85 82	55  Miami (FL)		53  66	104  Central Mich.		69  74	
						89  Michigan St.		64  79	119  Dartmouth		54  59	
									137  Ball St.		50  75	
									141  Indiana		61  88	
									193  Ill.-Chicago		60  75	
									216  UCF		65  98	
									258  Detroit		62  73	
									269  Valparaiso		71 54	
									277  Milwaukee		89 56	
									284  A&M-Corpus Christi		61 54	
									298  Miami (OH)		65 51	
									309  IPFW		92 84	
									342  Chicago St.		66 40	
LAST 12 Division I GAMES:												
			37  Youngstown St.		85 82	104  Central Mich.		69  74				
			258  Detroit		62  73	309  IPFW		92 84				
			193  Ill.-Chicago		60  75	141  Indiana		61  88				
			269  Valparaiso		71 54	284  A&M-Corpus Christi		61 54				
			277  Milwaukee		89 56	137  Ball St.		50  75				
			119  Dartmouth		54  59	298  Miami (OH)		65 51				

Non-Div I Games: Concordia (MI) 109 62 Rochester College 96 38

Oakland

Average RPI Win:	209	WON-LOST	WINNING	LAST 10	STRENGTH OF	OPP. STRENGTH	TEAM	ADJ.	CONF.	ADJ CONF.
Average RPI Loss:	64	RECORD	PCT. RANK	GAMES	SCHEDULE	OF SCHEDULE	RPI	RPI	RPI	RPI
DIV. I ONLY	15- 3	23	9- 1	197	186	69	69	15	15	
DIV. I NON-CONF.	9- 2	35	3- 2	279	223	131	131	17	17	
TOTALS	RPI 1-25	RPI 26-50	W-L RECORDS	RPI 51-100	RPI 101-150	RPI 150+				
15- 3	0- 0	0- 1	OVERALL	0- 2	3- 0	12- 0				
8- 2	0- 0	0- 1	HOME	0- 1	2- 0	6- 0				
5- 1	0- 0	0- 0	AWAY	0- 1	1- 0	4- 0				
2- 0	0- 0	0- 0	NEUTRAL	0- 0	0- 0	2- 0				
9- 2	0- 0	0- 1	NON-CONFERENCE	0- 1	0- 0	9- 0				
5- 2	0- 0	0- 1	HOME	0- 1	0- 0	5- 0				
2- 0	0- 0	0- 0	AWAY	0- 0	0- 0	2- 0				
2- 0	0- 0	0- 0	NEUTRAL	0- 0	0- 0	2- 0				
6- 1	0- 0	0- 0	CONFERENCE	0- 1	3- 0	3- 0				
3- 0	0- 0	0- 0	HOME	0- 0	2- 0	1- 0				
3- 1	0- 0	0- 0	AWAY	0- 1	1- 0	2- 0				
0- 0	0- 0	0- 0	NEUTRAL	0- 0	0- 0	0- 0				

RPI 1-25				RPI 26-50				RPI 51-100				Team's RPI: 69		RPI 101+			
RPI	S	Opponent	Score	RPI	S	Opponent	Score	RPI	S	Opponent	Score	RPI	S	Opponent	Score		
				26	H	James Madison	62 69	79	A	Western Mich.	51 61	104	H	Central Mich.	71 51		
								87	H	East Carolina	68 76	127	H	Toledo	65 58		
												137	A	Ball St.	60 53		
												157	H	Cleveland St.	71 64		
												161	A	Eastern Mich.	82 59		
												163	N	Massachusetts	59 52		
												180	A	Buffalo	61 50		
												195	N	La Salle	74 63		
												207	A	Northern Ky.	77 38		
												215	H	Morehead St.	87 67		
												258	H	Detroit	60 57		
												276	H	Northern Ill.	67 40		
												302	H	Manhattan	82 58		
												322	H	Wofford	84 37		
												333	A	Murray St.	111 60		
LAST 12 Division I GAMES:																	
				137	A	Ball St.	60 53	180	A	Buffalo	61 50						
				276	H	Northern Ill.	67 40	157	H	Cleveland St.	71 64						
				104	H	Central Mich.	71 51	163	N	Massachusetts	59 52						
				161	A	Eastern Mich.	82 59	195	N	La Salle	74 63						
				127	H	Toledo	65 58	26	H	James Madison	62 69						
				79	A	Western Mich.	51 61	87	H	East Carolina	68 76						

Non-Div I Games:

Ohio

Average RPI Win: 114		WON-LOST	WINNING	LAST 10	STRENGTH OF	OPP. STRENGTH	TEAM	ADJ.	CONF.	ADJ CONF.
Average RPI Loss: 45		RECORD	PCT. RANK	GAMES	SCHEDULE	OF SCHEDULE	RPI	RPI	RPI	RPI
DIV. I ONLY		13- 7	83	7- 3	8	27	36	36	4	4
DIV. I NON-CONF.		8- 4	92	4- 0	12	44	53	53	1	1
TOTALS		RPI 1-25	RPI 26-50		W-L RECORDS		RPI 51-100	RPI 101-150	RPI 150+	
13- 7	1- 1	1- 4		OVERALL		5- 2	3- 0	3- 0		
9- 3	0- 0	1- 3		HOME		4- 0	1- 0	3- 0		
2- 3	0- 1	0- 1		AWAY		1- 1	1- 0	0- 0		
2- 1	1- 0	0- 0		NEUTRAL		0- 1	1- 0	0- 0		
8- 4	1- 0	0- 2		NON-CONFERENCE		3- 2	2- 0	2- 0		
6- 2	0- 0	0- 2		HOME		3- 0	1- 0	2- 0		
0- 1	0- 0	0- 0		AWAY		0- 1	0- 0	0- 0		
2- 1	1- 0	0- 0		NEUTRAL		0- 1	1- 0	0- 0		
5- 3	0- 1	1- 2		CONFERENCE		2- 0	1- 0	1- 0		
3- 1	0- 0	1- 1		HOME		1- 0	0- 0	1- 0		
2- 2	0- 1	0- 1		AWAY		1- 0	1- 0	0- 0		
0- 0	0- 0	0- 0		NEUTRAL		0- 0	0- 0	0- 0		

RPI 1-25				RPI 26-50				Team's RPI: 36				RPI 51-100				RPI 101+			
RPI	S	Opponent	Score	RPI	S	Opponent	Score	RPI	S	Opponent	Score	RPI	S	Opponent	Score	RPI	S	Opponent	Score
4	A	Maryland	78 87	31	H	Minnesota	72 76	51	A	Purdue	79 71	102	H	VCU	96 86				
21	N	FGCU	90 83	32	H	Georgia	59 67	52	H	Northwestern	73 64	113	N	Clemson	86 77				
				42	A	Michigan	94 100	58	N	Wichita St.	55 70	141	A	Indiana	103 49				
				47	H	Pittsburgh	74 78	61	H	West Virginia	96 54	197	H	Penn St.	69 60				
				50	H	Rutgers	85 68	72	H	Arkansas St.	67 52	217	H	Winthrop	66 52				
								79	H	Western Mich.	83 46	321	H	Saint Francis (PA)	113 97				
								100	A	Virginia	82 87								
LAST 12 Division I GAMES:																			
				51	A	Purdue	79 71	50	H	Rutgers	85 68								
				197	H	Penn St.	69 60	4	A	Maryland	78 87								
				31	H	Minnesota	72 76	61	H	West Virginia	96 54								
				42	A	Michigan	94 100	79	H	Western Mich.	83 46								
				141	A	Indiana	103 49	72	H	Arkansas St.	67 52								
				52	H	Northwestern	73 64	217	H	Winthrop	66 52								

Non-Div I Games:

Ohio St.

Average RPI Win: 126		WON-LOST	WINNING	LAST 10	STRENGTH OF	OPP. STRENGTH	TEAM	ADJ.	CONF.	ADJ CONF.
Average RPI Loss: 28		RECORD	PCT. RANK	GAMES	SCHEDULE	OF SCHEDULE	RPI	RPI	RPI	RPI
DIV. I ONLY		13- 5	54	8- 2	19	8	22	22	1	1
DIV. I NON-CONF.		6- 5	145	2- 3	61	12	70	70	2	2
TOTALS		RPI 1-25	RPI 26-50	W-L RECORDS		RPI 51-100	RPI 101-150	RPI 150+		
13- 5		2- 3	0- 1	OVERALL		7- 1	1- 0	3- 0		
8- 0		2- 0	0- 0	HOME		3- 0	1- 0	2- 0		
4- 3		0- 1	0- 1	AWAY		3- 1	0- 0	1- 0		
1- 2		0- 2	0- 0	NEUTRAL		1- 0	0- 0	0- 0		
6- 5		1- 3	0- 1	NON-CONFERENCE		1- 1	1- 0	3- 0		
4- 0		1- 0	0- 0	HOME		0- 0	1- 0	2- 0		
1- 3		0- 1	0- 1	AWAY		0- 1	0- 0	1- 0		
1- 2		0- 2	0- 0	NEUTRAL		1- 0	0- 0	0- 0		
7- 0		1- 0	0- 0	CONFERENCE		6- 0	0- 0	0- 0		
4- 0		1- 0	0- 0	HOME		3- 0	0- 0	0- 0		
3- 0		0- 0	0- 0	AWAY		3- 0	0- 0	0- 0		
0- 0		0- 0	0- 0	NEUTRAL		0- 0	0- 0	0- 0		

RPI S	Opponent	Score	RPI S	Opponent	Score	RPI S	Opponent	Score	RPI S	Opponent	Score
8 N	Kentucky	88 92	46 A	UALR	62 66	54 A	Arkansas	64 71	121 H	Yale	71 54
15 N	South Fla.	68 83				61 H	West Virginia	71 60	238 H	Lamar	100 73
16 A	Duke	72 92				68 A	TCU	97 81	323 H	Bradley	104 55
19 H	Texas	70 59				75 N	Illinois	78 76	338 A	North Texas	68 39
23 H	Washington	90 80				82 A	Kansas	69 57			
						90 H	Oklahoma St.	73 54			
						97 A	Texas Tech	75 58			
						97 H	Texas Tech	70 64			
LAST 12 Division I GAMES:											
97 H	Texas Tech	70 64	61 H	West Virginia	71 60						
90 H	Oklahoma St.	73 54	121 H	Yale	71 54						
68 A	TCU	97 81	54 A	Arkansas	64 71						
19 H	Texas	70 59	16 A	Duke	72 92						
97 A	Texas Tech	75 58	46 A	UALR	62 66						
82 A	Kansas	69 57	338 A	North Texas	68 39						

Non-Div I Games:

Oklahoma

■ Loss, 
 ■ Non-Conf, S Site, 
 ■ Home 
 ■ Away 
 N Neutral

Average RPI Win:	209	WON-LOST	WINNING	LAST 10	STRENGTH OF	OPP. STRENGTH	TEAM	ADJ.	CONF.	ADJ CONF.
Average RPI Loss:	40	RECORD	PCT. RANK	GAMES	SCHEDULE	OF SCHEDULE	RPI	RPI	RPI	RPI
DIV. I ONLY	12- 6	78	5- 5	124	78	90	90	1	1	
DIV. I NON-CONF.	10- 1	16	5- 0	304	240	75	75	2	2	
TOTALS	RPI 1-25	RPI 26-50	W-L RECORDS	RPI 51-100	RPI 101-150	RPI 150+				
12- 6	0- 3	0- 0	OVERALL	3- 3	1- 0	8- 0				
10- 2	0- 0	0- 0	HOME	2- 2	1- 0	7- 0				
2- 4	0- 3	0- 0	AWAY	1- 1	0- 0	1- 0				
0- 0	0- 0	0- 0	NEUTRAL	0- 0	0- 0	0- 0				
10- 1	0- 1	0- 0	NON-CONFERENCE	1- 0	1- 0	8- 0				
8- 0	0- 0	0- 0	HOME	0- 0	1- 0	7- 0				
2- 1	0- 1	0- 0	AWAY	1- 0	0- 0	1- 0				
0- 0	0- 0	0- 0	NEUTRAL	0- 0	0- 0	0- 0				
2- 5	0- 2	0- 0	CONFERENCE	2- 3	0- 0	0- 0				
2- 2	0- 0	0- 0	HOME	2- 2	0- 0	0- 0				
0- 3	0- 2	0- 0	AWAY	0- 1	0- 0	0- 0				
0- 0	0- 0	0- 0	NEUTRAL	0- 0	0- 0	0- 0				

RPI 1-25				RPI 26-50				RPI 51-100 Team's RPI: 90				RPI 101+			
RPI	S	Opponent	Score	RPI	S	Opponent	Score	RPI	S	Opponent	Score	RPI	S	Opponent	Score
2	A	Baylor	45 61					61	H	West Virginia	49 61	145	H	Texas St.	64 37
18	A	North Carolina	77 79					68	A	TCU	66 70	173	H	Northwestern St.	89 44
22	A	Oklahoma	54 73					68	H	TCU	62 71	185	H	Missouri St.	77 36
								77	A	Southern California	66 62	228	H	Texas Southern	77 58
								81	H	Kansas St.	69 47	262	A	Weber St.	55 49
								97	H	Texas Tech	66 35	289	H	Morgan St.	73 43
												295	H	Loyola Marymount	76 65
												330	H	Ark.-Pine Bluff	90 45
												347	H	New Orleans	84 33
LAST 12 Division I GAMES:															
68	H	TCU	62 71	2	A	Baylor	45 61								
22	A	Oklahoma	54 73	173	H	Northwestern St.	89 44								
61	H	West Virginia	49 61	77	A	Southern California	66 62								
81	H	Kansas St.	69 47	262	A	Weber St.	55 49								
68	A	TCU	66 70	347	H	New Orleans	84 33								
97	H	Texas Tech	66 35	330	H	Ark.-Pine Bluff	90 45								

Non-Div I Games:

Oklahoma St.

## Old Dominion

Through Games Of Jan. 25, 2015

Average RPI Win:	234	WON-LOST	WINNING	LAST 10	STRENGTH OF	OPP. STRENGTH	TEAM	ADJ.	CONF.	ADJ CONF.
Average RPI Loss:	79	RECORD	PCT. RANK	GAMES	SCHEDULE	OF SCHEDULE	RPI	RPI	RPI	RPI
DIV. I ONLY	11- 7	111	6- 4	155	139	134	134	17	17	
DIV. I NON-CONF.	7- 4	107	3- 2	160	130	123	123	18	18	
TOTALS	RPI 1-25	RPI 26-50	W-L RECORDS	RPI 51-100	RPI 101-150	RPI 150+				
11- 7	0- 2	0- 3	OVERALL	0- 0	1- 1	10- 1				
6- 5	0- 1	0- 2	HOME	0- 0	1- 1	5- 1				
3- 2	0- 1	0- 1	AWAY	0- 0	0- 0	3- 0				
2- 0	0- 0	0- 0	NEUTRAL	0- 0	0- 0	2- 0				
7- 4	0- 2	0- 1	NON-CONFERENCE	0- 0	1- 0	6- 1				
4- 2	0- 1	0- 0	HOME	0- 0	1- 0	3- 1				
1- 2	0- 1	0- 1	AWAY	0- 0	0- 0	1- 0				
2- 0	0- 0	0- 0	NEUTRAL	0- 0	0- 0	2- 0				
4- 3	0- 0	0- 2	CONFERENCE	0- 0	0- 1	4- 0				
2- 3	0- 0	0- 2	HOME	0- 0	0- 1	2- 0				
2- 0	0- 0	0- 0	AWAY	0- 0	0- 0	2- 0				
0- 0	0- 0	0- 0	NEUTRAL	0- 0	0- 0	0- 0				

RPI 1-25				RPI 26-50				RPI 51-100				RPI 101+ Team's RPI: 134			
RPI	S	Opponent	Score	RPI	S	Opponent	Score	RPI	S	Opponent	Score	RPI	S	Opponent	Score
9	A	Louisville	46 100	27	H	Western Ky.	60 76					102	H	VCU	66 44
16	H	Duke	66 82	28	A	California	59 79					110	H	Marshall	37 69
				48	H	Middle Tenn.	48 65					177	H	William & Mary	65 58
												189	A	Virginia Tech	69 62
												193	N	Ill.-Chicago	61 55
												196	H	Charlotte	66 57
												240	H	Presbyterian	41 26
												242	H	UAB	58 46
												260	A	Rice	62 55
												298	N	Miami (OH)	69 63
												315	H	Rider	56 59
												338	A	North Texas	54 44
												339	H	Howard	75 54
LAST 12 Division I GAMES:															
242	H	UAB	58 46	196	H	Charlotte	66 57								
48	H	Middle Tenn.	48 65	28	A	California	59 79								
338	A	North Texas	54 44	193	N	Ill.-Chicago	61 55								
260	A	Rice	62 55	298	N	Miami (OH)	69 63								
27	H	Western Ky.	60 76	9	A	Louisville	46 100								
110	H	Marshall	37 69	102	H	VCU	66 44								

Non-Div I Games:

Old Dominion

■ Loss, 
 ■ Non-Conf, 
 ■ S Site, 
 ■ H Home 
 ■ A Away 
 N Neutral

Average RPI Win: 228		WON-LOST	WINNING	LAST 10	STRENGTH OF	OPP. STRENGTH	TEAM	ADJ.	CONF.	ADJ CONF.
Average RPI Loss: 25		RECORD	PCT. RANK	GAMES	SCHEDULE	OF SCHEDULE	RPI	RPI	RPI	RPI
DIV. I ONLY		14- 6	62	7- 3	129	99	91	91	3	3
DIV. I NON-CONF.		10- 3	52	4- 1	312	210	165	165	5	5
TOTALS	RPI 1-25	RPI 26-50		W-L RECORDS		RPI 51-100	RPI 101-150		RPI 150+	
14- 6	0- 3	1- 3		OVERALL		1- 0	0- 0		12- 0	
11- 3	0- 1	1- 2		HOME		1- 0	0- 0		9- 0	
2- 3	0- 2	0- 1		AWAY		0- 0	0- 0		2- 0	
1- 0	0- 0	0- 0		NEUTRAL		0- 0	0- 0		1- 0	
10- 3	0- 1	0- 2		NON-CONFERENCE		0- 0	0- 0		10- 0	
8- 2	0- 1	0- 1		HOME		0- 0	0- 0		8- 0	
1- 1	0- 0	0- 1		AWAY		0- 0	0- 0		1- 0	
1- 0	0- 0	0- 0		NEUTRAL		0- 0	0- 0		1- 0	
4- 3	0- 2	1- 1		CONFERENCE		1- 0	0- 0		2- 0	
3- 1	0- 0	1- 1		HOME		1- 0	0- 0		1- 0	
1- 2	0- 2	0- 0		AWAY		0- 0	0- 0		1- 0	
0- 0	0- 0	0- 0		NEUTRAL		0- 0	0- 0		0- 0	

RPI 1-25					RPI 26-50					RPI 51-100					Team's RPI: 91		RPI 101+				
RPI	S	Opponent	Score		RPI	S	Opponent	Score		RPI	S	Opponent	Score				RPI	S	Opponent	Score	
2	H	Baylor	54	96	27	A	Western Ky.	69	98	54	H	Arkansas	71	57			152	H	Southern Miss.	68	66
8	A	Kentucky	58	64	32	H	Georgia	55	52								160	H	Alabama	77	63
25	A	Texas A&M	49	58	38	H	Mississippi St.	62	64								168	A	Florida	64	57
					48	H	Middle Tenn.	65	71								220	A	Nevada	77	66
																	230	N	Utah	52	38
																	283	H	Southeastern La.	79	71
																	288	H	Southern U.	91	68
																	297	H	Grambling	92	67
																	304	H	Southeast Mo. St.	58	57
																	320	H	South Ala.	88	48
																	335	H	Alabama A&M	71	47
																	345	H	Mississippi Val.	91	38
LAST 12 Division I GAMES:																					
					38	H	Mississippi St.	62	64	54	H	Arkansas	71	57							
					25	A	Texas A&M	49	58	283	H	Southeastern La.	79	71							
					32	H	Georgia	55	52	335	H	Alabama A&M	71	47							
					160	H	Alabama	77	63	152	H	Southern Miss.	68	66							
					168	A	Florida	64	57	320	H	South Ala.	88	48							
					8	A	Kentucky	58	64	2	H	Baylor	54	96							

Non-Div I Games:

Ole Miss

Loss, Non-Conf, S Site, H Home A Away N Neutral

Average RPI Win:	257	WON-LOST	WINNING	LAST 10	STRENGTH OF	OPP. STRENGTH	TEAM	ADJ.	CONF.	ADJ CONF.
Average RPI Loss:	206	RECORD	PCT. RANK	GAMES	SCHEDULE	OF SCHEDULE	RPI	RPI	RPI	RPI
DIV. I ONLY	4- 13	301	1- 9	274	338	319	319	25	25	
DIV. I NON-CONF.	3- 7	250	2- 3	308	346	324	324	25	25	
TOTALS	RPI 1-25	RPI 26-50	W-L RECORDS	RPI 51-100	RPI 101-150	RPI 150+				
4- 13	0- 0	0- 0	OVERALL	0- 3	0- 1	4- 9				
3- 5	0- 0	0- 0	HOME	0- 1	0- 1	3- 3				
1- 8	0- 0	0- 0	AWAY	0- 2	0- 0	1- 6				
0- 0	0- 0	0- 0	NEUTRAL	0- 0	0- 0	0- 0				
3- 7	0- 0	0- 0	NON-CONFERENCE	0- 1	0- 1	3- 5				
2- 3	0- 0	0- 0	HOME	0- 0	0- 1	2- 2				
1- 4	0- 0	0- 0	AWAY	0- 1	0- 0	1- 3				
0- 0	0- 0	0- 0	NEUTRAL	0- 0	0- 0	0- 0				
1- 6	0- 0	0- 0	CONFERENCE	0- 2	0- 0	1- 4				
1- 2	0- 0	0- 0	HOME	0- 1	0- 0	1- 1				
0- 4	0- 0	0- 0	AWAY	0- 1	0- 0	0- 3				
0- 0	0- 0	0- 0	NEUTRAL	0- 0	0- 0	0- 0				

RPI 1-25				RPI 26-50				RPI 51-100				RPI 101+				Team's RPI: 319	
RPI	S	Opponent	Score	RPI	S	Opponent	Score	RPI	S	Opponent	Score	RPI	S	Opponent	Score		
								67	A	South Dakota St.	66	101	108	H	North Dakota	52	72
								74	H	South Dakota	48	64	164	H	Bakersfield	80	68
								94	A	Creighton	50	67	186	H	Northern Colo.	58	67
													194	A	Oral Roberts	53	74
													198	H	SIUE	54	69
													235	H	North Dakota St.	60	77
													244	A	Western Ill.	56	71
													253	H	IUPUI	66	49
													277	A	Milwaukee	64	61
													305	A	Eastern Ill.	66	77
													314	A	Denver	53	60
													317	A	Utah Valley	57	59
													334	H	Alcorn	59	39
													348	A	Air Force	57	65
LAST 12 Division I GAMES:																	
				194	A	Oral Roberts	53	74		74	H	South Dakota	48	64			
				235	H	North Dakota St.	60	77		317	A	Utah Valley	57	59			
				253	H	IUPUI	66	49		94	A	Creighton	50	67			
				67	A	South Dakota St.	66	101		198	H	SIUE	54	69			
				314	A	Denver	53	60		164	H	Bakersfield	80	68			
				244	A	Western Ill.	56	71		277	A	Milwaukee	64	61			

Non-Div I Games: Peru St. 68 54 Graceland (IA) 89 54

Omaha

Loss, Non-Conf, S Site, H Home A Away N Neutral



Oral Roberts

Through Games Of Jan. 25, 2015

Average RPI Win:	205	WON-LOST	WINNING	LAST 10	STRENGTH OF	OPP. STRENGTH	TEAM	ADJ.	CONF.	ADJ CONF.
Average RPI Loss:	166	RECORD	PCT. RANK	GAMES	SCHEDULE	OF SCHEDULE	RPI	RPI	RPI	RPI
DIV. I ONLY	8- 10	200	4- 5	162	170	194	194	25	25	
DIV. I NON-CONF.	4- 7	219	1- 3	95	48	175	175	25	25	
TOTALS	RPI 1-25	RPI 26-50	W-L RECORDS	RPI 51-100	RPI 101-150	RPI 150+				
8- 10	0- 2	0- 1	OVERALL	1- 1	0- 1	7- 5				
7- 1	0- 0	0- 0	HOME	1- 0	0- 0	6- 1				
0- 8	0- 0	0- 0	AWAY	0- 0	0- 0	0- 0				
1- 1	0- 0	0- 0	NEUTRAL	0- 0	0- 0	1- 1				
4- 7	0- 2	0- 1	NON-CONFERENCE	0- 1	0- 1	4- 2				
3- 1	0- 0	0- 0	HOME	0- 0	0- 0	3- 1				
0- 5	0- 2	0- 1	AWAY	0- 1	0- 1	0- 0				
1- 1	0- 0	0- 0	NEUTRAL	0- 0	0- 0	1- 1				
4- 3	0- 0	0- 0	CONFERENCE	1- 0	0- 0	3- 3				
4- 0	0- 0	0- 0	HOME	1- 0	0- 0	3- 0				
0- 3	0- 0	0- 0	AWAY	0- 0	0- 0	0- 3				
0- 0	0- 0	0- 0	NEUTRAL	0- 0	0- 0	0- 0				

RPI 1-25				RPI 26-50				RPI 51-100				RPI 101+ Team's RPI: 194			
RPI	S	Opponent	Score	RPI	S	Opponent	Score	RPI	S	Opponent	Score	RPI	S	Opponent	Score
2	A	Baylor	60 101	46	A	UALR	43 54	74	H	South Dakota	81 65	128	A	Wisconsin	52 70
3	A	Tennessee	39 91					81	A	Kansas St.	47 53	161	H	Eastern Mich.	63 62
												166	H	Tulsa	73 71
												185	H	Missouri St.	70 57
												235	A	North Dakota St.	64 77
												241	N	Austin Peay	73 60
												244	H	Western Ill.	76 73
												246	N	N.C. A&T	38 47
												253	H	IUPUI	84 72
												293	H	Grand Canyon	51 54
												309	A	IPFW	63 73
												314	A	Denver	57 66
												319	H	Omaha	74 53
LAST 12 Division I GAMES:															
319	H	Omaha	74 53	235	A	North Dakota St.	64 77	128	A	Wisconsin	52 70	81	A	Kansas St.	47 53
244	H	Western Ill.	76 73	293	H	Grand Canyon	51 54	161	H	Eastern Mich.	63 62	241	N	Austin Peay	73 60
253	H	IUPUI	84 72	74	H	South Dakota	81 65	314	A	Denver	57 66				

Non-Div I Games: Southwestern Christ88 49 St. Gregory's 86 61

Oral Roberts

Loss, Non-Conf, S Site, H Home A Away N Neutral

## Oregon

Through Games Of Jan. 25, 2015

Average RPI Win:	239	WON-LOST	WINNING	LAST 10	STRENGTH OF	OPP. STRENGTH	TEAM	ADJ.	CONF.	ADJ CONF.
Average RPI Loss:	51	RECORD	PCT. RANK	GAMES	SCHEDULE	OF SCHEDULE	RPI	RPI	RPI	RPI
DIV. I ONLY	8- 11	214	2- 8	62	43	154	154	5	5	
DIV. I NON-CONF.	7- 4	107	3- 1	246	147	195	195	3	3	
TOTALS	RPI 1-25	RPI 26-50	W-L RECORDS	RPI 51-100	RPI 101-150	RPI 150+				
8- 11	0- 5	0- 2	OVERALL	1- 2	0- 1	7- 1				
6- 5	0- 3	0- 2	HOME	0- 0	0- 0	6- 0				
2- 4	0- 2	0- 0	AWAY	1- 1	0- 0	1- 1				
0- 2	0- 0	0- 0	NEUTRAL	0- 1	0- 1	0- 0				
7- 4	0- 1	0- 1	NON-CONFERENCE	0- 1	0- 1	7- 0				
6- 2	0- 1	0- 1	HOME	0- 0	0- 0	6- 0				
1- 0	0- 0	0- 0	AWAY	0- 0	0- 0	1- 0				
0- 2	0- 0	0- 0	NEUTRAL	0- 1	0- 1	0- 0				
1- 7	0- 4	0- 1	CONFERENCE	1- 1	0- 0	0- 1				
0- 3	0- 2	0- 1	HOME	0- 0	0- 0	0- 0				
1- 4	0- 2	0- 0	AWAY	1- 1	0- 0	0- 1				
0- 0	0- 0	0- 0	NEUTRAL	0- 0	0- 0	0- 0				

RPI	S	Opponent	Score	RPI	S	Opponent	Score	RPI	S	Opponent	Score	RPI	S	Opponent	Score	Team's RPI: 154
5	A	Arizona St.	58 70	35	H	Fresno St.	59 68	63	A	UCLA	62 46	104	N	Central Mich.	67 73	
7	A	Oregon St.	37 70	49	H	Washington St.	76 79	73	N	American	64 72	158	A	Arizona	78 81	
7	H	Oregon St.	48 77					77	A	Southern California	54 70	208	H	Santa Clara	92 88	
18	H	North Carolina	59 76									231	H	Utah St.	100 77	
23	H	Washington	69 91									236	H	Navy	72 64	
												254	A	Portland	72 49	
												279	H	Portland St.	63 56	
												313	H	Seattle	70 44	
												328	H	Northern Ariz.	59 47	
LAST 12 Division I GAMES:																
158	A	Arizona	78 81	63	A	UCLA	62 46	77	A	Southern California	54 70	313	H	Seattle	70 44	
5	A	Arizona St.	58 70	35	H	Fresno St.	59 68	208	H	Santa Clara	92 88	328	H	Northern Ariz.	59 47	
49	H	Washington St.	76 79													
23	H	Washington	69 91													
7	H	Oregon St.	48 77													
7	A	Oregon St.	37 70													

Non-Div I Games:

Oregon

■ Loss, 
 ■ Non-Conf, S Site, 
 ■ Home 
 ■ Away 
 N Neutral

## Oregon St.

Through Games Of Jan. 25, 2015

Average RPI Win:	118	WON-LOST	WINNING	LAST 10	STRENGTH OF	OPP. STRENGTH	TEAM	ADJ.	CONF.	ADJ CONF.
Average RPI Loss:	3	RECORD	PCT. RANK	GAMES	SCHEDULE	OF SCHEDULE	RPI	RPI	RPI	RPI
DIV. I ONLY	17- 1	5	9- 1	52	6	7	7	5	5	
DIV. I NON-CONF.	9- 1	21	3- 1	133	17	21	21	3	3	
TOTALS	RPI 1-25	RPI 26-50	W-L RECORDS	RPI 51-100	RPI 101-150	RPI 150+				
17- 1	3- 1	1- 0	OVERALL	4- 0	2- 0	7- 0				
7- 0	1- 0	1- 0	HOME	0- 0	1- 0	4- 0				
6- 1	2- 0	0- 0	AWAY	2- 0	0- 0	2- 0				
4- 0	0- 0	0- 0	NEUTRAL	2- 0	1- 0	1- 0				
9- 1	1- 1	0- 0	NON-CONFERENCE	2- 0	2- 0	4- 0				
4- 0	0- 0	0- 0	HOME	0- 0	1- 0	3- 0				
1- 1	1- 1	0- 0	AWAY	0- 0	0- 0	0- 0				
4- 0	0- 0	0- 0	NEUTRAL	2- 0	1- 0	1- 0				
8- 0	2- 0	1- 0	CONFERENCE	2- 0	0- 0	3- 0				
3- 0	1- 0	1- 0	HOME	0- 0	0- 0	1- 0				
5- 0	1- 0	0- 0	AWAY	2- 0	0- 0	2- 0				
0- 0	0- 0	0- 0	NEUTRAL	0- 0	0- 0	0- 0				

RPI 1-25				Team's RPI: 7				RPI 26-50				RPI 51-100				RPI 101+			
RPI	S	Opponent	Score	RPI	S	Opponent	Score	RPI	S	Opponent	Score	RPI	S	Opponent	Score				
3	A	Tennessee	63 74	49	H	Washington St.	73 70	60	N	BYU	71 61	120	H	Sacramento St.	109 61				
5	A	Arizona St.	68 57					63	A	UCLA	65 47	143	N	Southern Ill.	71 55				
18	A	North Carolina	70 55					77	A	Southern California	76 66	154	A	Oregon	77 48				
23	H	Washington	75 67					93	N	Butler	85 53	154	H	Oregon	70 37				
												158	A	Arizona	73 55				
												179	H	Idaho	75 53				
												220	N	Nevada	73 50				
												231	H	Utah St.	85 62				
												254	H	Portland	87 65				
LAST 12 Division I GAMES:																			
5	A	Arizona St.	68 57	77	A	Southern California	76 66												
158	A	Arizona	73 55	63	A	UCLA	65 47												
23	H	Washington	75 67	3	A	Tennessee	63 74												
49	H	Washington St.	73 70	220	N	Nevada	73 50												
154	A	Oregon	77 48	143	N	Southern Ill.	71 55												
154	H	Oregon	70 37	18	A	North Carolina	70 55												

Non-Div I Games: Concordia Portland 92 35

Oregon St.

Loss, Non-Conf, S Site, H Home A Away N Neutral

## Pacific

Through Games Of Jan. 25, 2015

Average RPI Win:	180	WON-LOST	WINNING	LAST 10	STRENGTH OF	OPP. STRENGTH	TEAM	ADJ.	CONF.	ADJ CONF.
Average RPI Loss:	61	RECORD	PCT. RANK	GAMES	SCHEDULE	OF SCHEDULE	RPI	RPI	RPI	RPI
DIV. I ONLY	12- 6	78	6- 4	68	93	56	56	8	8	
DIV. I NON-CONF.	6- 3	92	2- 1	56	108	54	54	7	7	
TOTALS	RPI 1-25	RPI 26-50	W-L RECORDS	RPI 51-100	RPI 101-150	RPI 150+				
12- 6	0- 0	0- 2	OVERALL	1- 4	3- 0	8- 0				
6- 2	0- 0	0- 2	HOME	0- 0	1- 0	5- 0				
5- 4	0- 0	0- 0	AWAY	1- 4	2- 0	2- 0				
1- 0	0- 0	0- 0	NEUTRAL	0- 0	0- 0	1- 0				
6- 3	0- 0	0- 1	NON-CONFERENCE	0- 2	2- 0	4- 0				
3- 1	0- 0	0- 1	HOME	0- 0	1- 0	2- 0				
2- 2	0- 0	0- 0	AWAY	0- 2	1- 0	1- 0				
1- 0	0- 0	0- 0	NEUTRAL	0- 0	0- 0	1- 0				
6- 3	0- 0	0- 1	CONFERENCE	1- 2	1- 0	4- 0				
3- 1	0- 0	0- 1	HOME	0- 0	0- 0	3- 0				
3- 2	0- 0	0- 0	AWAY	1- 2	1- 0	1- 0				
0- 0	0- 0	0- 0	NEUTRAL	0- 0	0- 0	0- 0				

RPI 1-25				RPI 26-50				RPI 51-100				Team's RPI: 56	RPI 101+			
RPI	S	Opponent	Score	RPI	S	Opponent	Score	RPI	S	Opponent	Score		RPI	S	Opponent	Score
				28	H	California	64 84	53	A	St. Mary's (CA)	88 86		122	H	Montana	62 50
				45	H	Gonzaga	63 73	59	A	Long Beach St.	43 53		125	A	Hawaii	69 61
								60	A	BYU	72 89		142	A	San Francisco	92 54
								78	A	San Diego	52 56		151	N	New Mexico St.	67 62
								96	A	UC Davis	53 60		175	H	Iona	64 49
													188	H	Pepperdine	77 60
													208	A	Santa Clara	61 59
													220	A	Nevada	64 53
													231	H	Utah St.	70 62
													254	H	Portland	71 69
													295	H	Loyola Marymount	89 69
LAST 12 Division I GAMES:																
				45	H	Gonzaga	63 73	295	H	Loyola Marymount	89 69					
				254	H	Portland	71 69	208	A	Santa Clara	61 59					
				78	A	San Diego	52 56	142	A	San Francisco	92 54					
				60	A	BYU	72 89	59	A	Long Beach St.	43 53					
				53	A	St. Mary's (CA)	88 86	151	N	New Mexico St.	67 62					
				188	H	Pepperdine	77 60	231	H	Utah St.	70 62					

Non-Div I Games: Cal Maritime 70 23 Cal St. Stanislaus 98 67

Pacific

■ Loss, 
 ■ Non-Conf, 
 ■ S Site, 
 ■ H Home 
 ■ A Away 
 N Neutral

Average RPI Win:	193	WON-LOST	WINNING	LAST 10	STRENGTH OF	OPP. STRENGTH	TEAM	ADJ.	CONF.	ADJ CONF.
Average RPI Loss:	70	RECORD	PCT. RANK	GAMES	SCHEDULE	OF SCHEDULE	RPI	RPI	RPI	RPI
DIV. I ONLY	8- 6	132	5- 4	50	117	88	88	10	10	
DIV. I NON-CONF.	8- 5	123	6- 4	117	131	98	98	10	10	
-----										
TOTALS	RPI 1-25	RPI 26-50	W-L RECORDS	RPI 51-100	RPI 101-150	RPI 150+				
8- 6	0- 2	0- 0	OVERALL	1- 3	1- 0	6- 1				
6- 2	0- 0	0- 0	HOME	1- 2	1- 0	4- 0				
2- 4	0- 2	0- 0	AWAY	0- 1	0- 0	2- 1				
0- 0	0- 0	0- 0	NEUTRAL	0- 0	0- 0	0- 0				
8- 5	0- 1	0- 0	NON-CONFERENCE	1- 3	1- 0	6- 1				
6- 2	0- 0	0- 0	HOME	1- 2	1- 0	4- 0				
2- 3	0- 1	0- 0	AWAY	0- 1	0- 0	2- 1				
0- 0	0- 0	0- 0	NEUTRAL	0- 0	0- 0	0- 0				
0- 1	0- 1	0- 0	CONFERENCE	0- 0	0- 0	0- 0				
0- 0	0- 0	0- 0	HOME	0- 0	0- 0	0- 0				
0- 1	0- 1	0- 0	AWAY	0- 0	0- 0	0- 0				
0- 0	0- 0	0- 0	NEUTRAL	0- 0	0- 0	0- 0				

RPI 1-25				RPI 26-50				RPI 51-100 Team's RPI: 88				RPI 101+			
RPI	S	Opponent	Score	RPI	S	Opponent	Score	RPI	S	Opponent	Score	RPI	S	Opponent	Score
3	A	Tennessee	52 97					62	A	Drexel	58 67	118	H	Saint Joseph's	65 51
20	A	Princeton	54 83					85	H	Hampton	43 58	155	H	New Hampshire	74 39
								86	H	Villanova	44 70	162	A	Lafayette	57 60
								98	H	Richmond	49 47	174	H	Temple	52 50
												195	H	La Salle	57 29
												236	A	Navy	60 51
												265	A	NJIT	59 29
												303	H	UMBC	69 63
LAST 12 Division I GAMES:															
265	A	NJIT	59 29	62	A	Drexel	58 67								
86	H	Villanova	44 70	118	H	Saint Joseph's	65 51								
98	H	Richmond	49 47	85	H	Hampton	43 58								
20	A	Princeton	54 83	162	A	Lafayette	57 60								
174	H	Temple	52 50	155	H	New Hampshire	74 39								
303	H	UMBC	69 63	236	A	Navy	60 51								

Non-Div I Games: King's (PA) 85 20

Penn

Average RPI Win:	205	WON-LOST	WINNING	LAST 10	STRENGTH OF	OPP. STRENGTH	TEAM	ADJ.	CONF.	ADJ CONF.
Average RPI Loss:	73	RECORD	PCT. RANK	GAMES	SCHEDULE	OF SCHEDULE	RPI	RPI	RPI	RPI
DIV. I ONLY	5- 15	295	2- 8	26	62	197	197	4	4	
DIV. I NON-CONF.	3- 8	263	1- 2	78	194	249	249	1	1	
TOTALS	RPI 1-25	RPI 26-50	W-L RECORDS	RPI 51-100	RPI 101-150	RPI 150+				
5- 15	0- 2	0- 6	OVERALL	1- 2	1- 3	3- 2				
5- 6	0- 1	0- 2	HOME	1- 2	1- 0	3- 1				
0- 7	0- 1	0- 4	AWAY	0- 0	0- 2	0- 0				
0- 2	0- 0	0- 0	NEUTRAL	0- 0	0- 1	0- 1				
3- 8	0- 1	0- 2	NON-CONFERENCE	0- 1	0- 2	3- 2				
3- 4	0- 1	0- 1	HOME	0- 1	0- 0	3- 1				
0- 2	0- 0	0- 1	AWAY	0- 0	0- 1	0- 0				
0- 2	0- 0	0- 0	NEUTRAL	0- 0	0- 1	0- 1				
2- 7	0- 1	0- 4	CONFERENCE	1- 1	1- 1	0- 0				
2- 2	0- 0	0- 1	HOME	1- 1	1- 0	0- 0				
0- 5	0- 1	0- 3	AWAY	0- 0	0- 1	0- 0				
0- 0	0- 0	0- 0	NEUTRAL	0- 0	0- 0	0- 0				

RPI 1-25				RPI 26-50				RPI 51-100				RPI 101+ Team's RPI: 197			
RPI	S	Opponent	Score	RPI	S	Opponent	Score	RPI	S	Opponent	Score	RPI	S	Opponent	Score
11	A	Iowa	52 77	30	A	Nebraska	45 73	52	H	Northwestern	76 75	107	N	Liberty	68 80
15	H	South Fla.	87 90	36	A	Ohio St.	60 69	71	H	Albany (NY)	53 54	128	A	Wisconsin	46 65
				39	H	Seton Hall	70 75	75	H	Illinois	76 91	140	A	Hartford	57 62
				40	A	Syracuse	39 61					141	H	Indiana	79 75
				42	A	Michigan	53 89					156	N	Samford	56 59
				50	H	Rutgers	51 71					159	H	St. Bonaventure	54 56
												206	H	Towson	71 64
												310	H	Wagner	96 66
												315	H	Rider	85 51
LAST 12 Division I GAMES:															
52	H	Northwestern	76 75	75	H	Illinois	76 91								
141	H	Indiana	79 75	42	A	Michigan	53 89								
36	A	Ohio St.	60 69	11	A	Iowa	52 77								
30	A	Nebraska	45 73	15	H	South Fla.	87 90								
50	H	Rutgers	51 71	315	H	Rider	85 51								
128	A	Wisconsin	46 65	140	A	Hartford	57 62								

Non-Div I Games:

Penn St.

  Loss, 
  Non-Conf, 
  S Site, 
  H Home 
  A Away 
N Neutral

Pepperdine

Through Games Of Jan. 25, 2015

Average RPI Win:	263	WON-LOST	WINNING	LAST 10	STRENGTH OF	OPP. STRENGTH	TEAM	ADJ.	CONF.	ADJ CONF.
Average RPI Loss:	94	RECORD	PCT. RANK	GAMES	SCHEDULE	OF SCHEDULE	RPI	RPI	RPI	RPI
DIV. I ONLY	6- 14	278	1- 9	71	150	188	188	8	8	
DIV. I NON-CONF.	5- 6	177	2- 1	83	229	115	115	7	7	
TOTALS	RPI 1-25	RPI 26-50	W-L RECORDS	RPI 51-100	RPI 101-150	RPI 150+				
6- 14	0- 1	0- 2	OVERALL	0- 7	0- 2	6- 2				
1- 7	0- 0	0- 0	HOME	0- 4	0- 2	1- 1				
4- 7	0- 1	0- 2	AWAY	0- 3	0- 0	4- 1				
1- 0	0- 0	0- 0	NEUTRAL	0- 0	0- 0	1- 0				
5- 6	0- 1	0- 1	NON-CONFERENCE	0- 3	0- 1	5- 0				
0- 3	0- 0	0- 0	HOME	0- 2	0- 1	0- 0				
4- 3	0- 1	0- 1	AWAY	0- 1	0- 0	4- 0				
1- 0	0- 0	0- 0	NEUTRAL	0- 0	0- 0	1- 0				
1- 8	0- 0	0- 1	CONFERENCE	0- 4	0- 1	1- 2				
1- 4	0- 0	0- 0	HOME	0- 2	0- 1	1- 1				
0- 4	0- 0	0- 1	AWAY	0- 2	0- 0	0- 1				
0- 0	0- 0	0- 0	NEUTRAL	0- 0	0- 0	0- 0				

RPI 1-25				RPI 26-50				RPI 51-100				RPI 101+ Team's RPI: 188			
RPI	S	Opponent	Score	RPI	S	Opponent	Score	RPI	S	Opponent	Score	RPI	S	Opponent	Score
11	A	Iowa	68 97	30	A	Nebraska	65 100	53	A	St. Mary's (CA)	68 73	142	H	San Francisco	58 69
				45	A	Gonzaga	64 73	56	A	Pacific	60 77	144	H	Army	44 56
								59	H	Long Beach St.	69 78	153	A	Cal Poly	76 69
								60	H	BYU	78 84	183	N	UT Martin	59 58
								71	H	Albany (NY)	36 62	208	H	Santa Clara	54 65
								78	H	San Diego	64 68	254	A	Portland	61 80
								99	A	CSUN	48 74	281	A	UC Irvine	76 53
												295	H	Loyola Marymount	98 91
												328	A	Northern Ariz.	66 63
												336	A	UC Santa Barbara	66 44
LAST 12 Division I GAMES:															
208	H	Santa Clara	54 65	56	A	Pacific	60 77								
142	H	San Francisco	58 69	53	A	St. Mary's (CA)	68 73								
254	A	Portland	61 80	295	H	Loyola Marymount	98 91								
45	A	Gonzaga	64 73	71	H	Albany (NY)	36 62								
60	H	BYU	78 84	328	A	Northern Ariz.	66 63								
78	H	San Diego	64 68	336	A	UC Santa Barbara	66 44								

Non-Div I Games:

Pepperdine

Loss, Non-Conf, S Site, H Home A Away N Neutral

## Pittsburgh

Through Games Of Jan. 25, 2015

Average RPI Win:	145	WON-LOST	WINNING	LAST 10	STRENGTH OF	OPP. STRENGTH	TEAM	ADJ.	CONF.	ADJ CONF.
Average RPI Loss:	32	RECORD	PCT. RANK	GAMES	SCHEDULE	OF SCHEDULE	RPI	RPI	RPI	RPI
DIV. I ONLY	13- 6	73	7- 3	20	42	47	47	2	2	
DIV. I NON-CONF.	10- 3	52	5- 1	77	89	51	51	4	4	
TOTALS	RPI 1-25	RPI 26-50	W-L RECORDS	RPI 51-100	RPI 101-150	RPI 150+				
13- 6	1- 3	3- 2	OVERALL	2- 1	2- 0	5- 0				
11- 3	1- 2	2- 1	HOME	1- 0	2- 0	5- 0				
2- 3	0- 1	1- 1	AWAY	1- 1	0- 0	0- 0				
0- 0	0- 0	0- 0	NEUTRAL	0- 0	0- 0	0- 0				
10- 3	0- 1	3- 1	NON-CONFERENCE	1- 1	1- 0	5- 0				
9- 1	0- 1	2- 0	HOME	1- 0	1- 0	5- 0				
1- 2	0- 0	1- 1	AWAY	0- 1	0- 0	0- 0				
0- 0	0- 0	0- 0	NEUTRAL	0- 0	0- 0	0- 0				
3- 3	1- 2	0- 1	CONFERENCE	1- 0	1- 0	0- 0				
2- 2	1- 1	0- 1	HOME	0- 0	1- 0	0- 0				
1- 1	0- 1	0- 0	AWAY	1- 0	0- 0	0- 0				
0- 0	0- 0	0- 0	NEUTRAL	0- 0	0- 0	0- 0				

RPI 1-25				RPI 26-50				Team's RPI: 47		RPI 51-100				RPI 101+			
RPI	S	Opponent	Score	RPI	S	Opponent	Score			RPI	S	Opponent	Score	RPI	S	Opponent	Score
9	H	Louisville	57 63	26	A	James Madison	64 80			62	H	Drexel	72 53	105	H	Boston College	78 70
14	A	Florida St.	43 58	36	A	Ohio St.	78 74			66	A	Georgia Tech	75 72	137	H	Ball St.	59 47
18	H	North Carolina	84 59	37	H	Youngstown St.	78 52			84	A	Duquesne	77 87	209	H	Radford	72 47
20	H	Princeton	43 59	40	H	Syracuse	60 68							234	H	Niagara	70 54
				42	H	Michigan	85 64							267	H	Loyola Maryland	84 46
														321	H	Saint Francis (PA)	97 59
														346	H	Delaware St.	93 58
LAST 12 Division I GAMES:																	
				105	H	Boston College	78 70			346	H	Delaware St.	93 58				
				40	H	Syracuse	60 68			321	H	Saint Francis (PA)	97 59				
				66	A	Georgia Tech	75 72			37	H	Youngstown St.	78 52				
				14	A	Florida St.	43 58			137	H	Ball St.	59 47				
				18	H	North Carolina	84 59			62	H	Drexel	72 53				
				9	H	Louisville	57 63			84	A	Duquesne	77 87				

Non-Div I Games:

Pittsburgh

■ Loss, 
■ Non-Conf, 
■ S Site, 
■ H Home 
■ A Away 
N Neutral



Average RPI Win: <b>248</b>	WON-LOST	WINNING	LAST 10	STRENGTH OF	OPP. STRENGTH	TEAM	ADJ.	CONF.	ADJ CONF.
Average RPI Loss: <b>108</b>	RECORD	PCT. RANK	GAMES	SCHEDULE	OF SCHEDULE	RPI	RPI	RPI	RPI
DIV. I ONLY	4- 16	313	0- 2	82	103	254	254	8	8
DIV. I NON-CONF.	2- 9	297	0- 0	113	127	258	258	7	7
TOTALS	RPI 1-25	RPI 26-50	W-L RECORDS	RPI 51-100	RPI 101-150	RPI 150+			
4- 16	0- 2	0- 1	OVERALL	0- 5	0- 3	4- 5			
3- 5	0- 1	0- 0	HOME	0- 2	0- 1	3- 1			
0- 11	0- 0	0- 1	AWAY	0- 0	0- 1	0- 1			
1- 0	0- 0	0- 0	NEUTRAL	0- 0	0- 0	1- 0			
2- 9	0- 2	0- 0	NON-CONFERENCE	0- 1	0- 2	2- 4			
1- 3	0- 1	0- 0	HOME	0- 0	0- 1	1- 1			
0- 6	0- 1	0- 0	AWAY	0- 1	0- 1	0- 3			
1- 0	0- 0	0- 0	NEUTRAL	0- 0	0- 0	1- 0			
2- 7	0- 0	0- 1	CONFERENCE	0- 4	0- 1	2- 1			
2- 2	0- 0	0- 0	HOME	0- 2	0- 0	2- 0			
0- 5	0- 0	0- 1	AWAY	0- 2	0- 1	0- 1			
0- 0	0- 0	0- 0	NEUTRAL	0- 0	0- 0	0- 0			

RPI 1-25				RPI 26-50				RPI 51-100				RPI 101+ Team's RPI: 254			
RPI	S	Opponent	Score	RPI	S	Opponent	Score	RPI	S	Opponent	Score	RPI	S	Opponent	Score
7	A	Oregon St.	65 <b>87</b>	45	A	Gonzaga	57 <b>79</b>	53	A	St. Mary's (CA)	53 <b>66</b>	122	H	Montana	55 <b>69</b>
23	H	Washington	45 <b>80</b>					56	A	Pacific	69 <b>71</b>	131	A	Boise St.	58 <b>94</b>
								60	H	BYU	79 <b>83</b>	142	A	San Francisco	68 <b>85</b>
								78	H	San Diego	65 <b>87</b>	153	A	Cal Poly	67 <b>76</b>
								99	A	CSUN	41 <b>45</b>	154	H	Oregon	49 <b>72</b>
												169	A	Eastern Wash.	65 <b>72</b>
												188	H	Pepperdine	80 61
												208	A	Santa Clara	68 <b>83</b>
												220	A	Nevada	59 <b>84</b>
												230	N	Utah	58 50
												279	H	Portland St.	91 63
												295	H	Loyola Marymount	83 65
LAST 12 Division I GAMES:															
45	A	Gonzaga	57 <b>79</b>	60	H	BYU	79 <b>83</b>								
53	A	St. Mary's (CA)	53 <b>66</b>	169	A	Eastern Wash.	65 <b>72</b>								
56	A	Pacific	69 <b>71</b>	122	H	Montana	55 <b>69</b>								
188	H	Pepperdine	80 61	23	H	Washington	45 <b>80</b>								
295	H	Loyola Marymount	83 65	230	N	Utah	58 50								
142	A	San Francisco	68 <b>85</b>	220	A	Nevada	59 <b>84</b>								

Non-Div I Games:

Portland

  Loss, 
  Non-Conf, 
S Site, 
  Home 
  Away 
N Neutral

Average RPI Win:	217	WON-LOST	WINNING	LAST 10	STRENGTH OF	OPP. STRENGTH	TEAM	ADJ.	CONF.	ADJ CONF.
Average RPI Loss:	178	RECORD	PCT. RANK	GAMES	SCHEDULE	OF SCHEDULE	RPI	RPI	RPI	RPI
DIV. I ONLY	3- 14	319	0- 1	131	290	279	279	22	22	
DIV. I NON-CONF.	2- 7	290	0- 1	64	234	210	210	21	21	
TOTALS	RPI 1-25	RPI 26-50	W-L RECORDS	RPI 51-100	RPI 101-150	RPI 150+				
3- 14	0- 1	0- 1	OVERALL	0- 2	1- 0	2- 10				
2- 5	0- 0	0- 0	HOME	0- 2	1- 0	1- 3				
1- 9	0- 0	0- 1	AWAY	0- 0	0- 0	1- 0				
0- 0	0- 0	0- 0	NEUTRAL	0- 0	0- 0	0- 0				
2- 7	0- 1	0- 1	NON-CONFERENCE	0- 2	0- 0	2- 3				
1- 2	0- 0	0- 0	HOME	0- 2	0- 0	1- 0				
1- 5	0- 1	0- 1	AWAY	0- 0	0- 0	1- 3				
0- 0	0- 0	0- 0	NEUTRAL	0- 0	0- 0	0- 0				
1- 7	0- 0	0- 0	CONFERENCE	0- 0	1- 0	0- 7				
1- 3	0- 0	0- 0	HOME	0- 0	1- 0	0- 3				
0- 4	0- 0	0- 0	AWAY	0- 0	0- 0	0- 4				
0- 0	0- 0	0- 0	NEUTRAL	0- 0	0- 0	0- 0				

RPI 1-25				RPI 26-50				RPI 51-100				RPI 101+ Team's RPI: 279			
RPI	S	Opponent	Score	RPI	S	Opponent	Score	RPI	S	Opponent	Score	RPI	S	Opponent	Score
20	A	Princeton	33 104	45	A	Gonzaga	41 73	59	H	Long Beach St.	58 62	108	H	North Dakota	73 70
								74	H	South Dakota	57 86	154	A	Oregon	56 63
												169	A	Eastern Wash.	54 101
												179	A	Idaho	49 77
												186	H	Northern Colo.	54 68
												213	A	Southern Utah	74 86
												236	H	Navy	56 50
												239	H	Idaho St.	53 65
												254	A	Portland	63 91
												262	H	Weber St.	51 60
												308	A	Columbia	71 66
												313	A	Seattle	47 54
												328	A	Northern Ariz.	46 94
LAST 12 Division I GAMES:															
45	A	Gonzaga	41 73	186	H	Northern Colo.	54 68								
239	H	Idaho St.	53 65	328	A	Northern Ariz.	46 94								
262	H	Weber St.	51 60	213	A	Southern Utah	74 86								
179	A	Idaho	49 77	308	A	Columbia	71 66								
169	A	Eastern Wash.	54 101	20	A	Princeton	33 104								
108	H	North Dakota	73 70	254	A	Portland	63 91								

Non-Div I Games: Corban 64 74 Western Wash. 64 75

Portland St.

Loss, Non-Conf, S Site, H Home A Away N Neutral

Prairie View

Through Games Of Jan. 25, 2015

Average RPI Win:	280	WON-LOST	WINNING	LAST 10	STRENGTH OF	OPP. STRENGTH	TEAM	ADJ.	CONF.	ADJ CONF.
Average RPI Loss:	146	RECORD	PCT. RANK	GAMES	SCHEDULE	OF SCHEDULE	RPI	RPI	RPI	RPI
DIV. I ONLY	6- 11	253	2- 2	211	225	214	214	33	33	
DIV. I NON-CONF.	2- 9	297	0- 1	58	83	163	163	31	31	
TOTALS	RPI 1-25	RPI 26-50	W-L RECORDS	RPI 51-100	RPI 101-150	RPI 150+				
6- 11	0- 3	0- 1	OVERALL	0- 1	0- 1	6- 5				
3- 0	0- 0	0- 0	HOME	0- 0	0- 0	3- 0				
3- 9	0- 0	0- 0	AWAY	0- 0	0- 1	3- 2				
0- 2	0- 1	0- 1	NEUTRAL	0- 0	0- 0	0- 0				
2- 9	0- 3	0- 1	NON-CONFERENCE	0- 1	0- 1	2- 3				
0- 0	0- 0	0- 0	HOME	0- 0	0- 0	0- 0				
2- 7	0- 2	0- 0	AWAY	0- 1	0- 1	2- 3				
0- 2	0- 1	0- 1	NEUTRAL	0- 0	0- 0	0- 0				
4- 2	0- 0	0- 0	CONFERENCE	0- 0	0- 0	4- 2				
3- 0	0- 0	0- 0	HOME	0- 0	0- 0	3- 0				
1- 2	0- 0	0- 0	AWAY	0- 0	0- 0	1- 2				
0- 0	0- 0	0- 0	NEUTRAL	0- 0	0- 0	0- 0				

RPI 1-25				RPI 26-50				RPI 51-100				RPI 101+ Team's RPI: 214			
RPI	S	Opponent	Score	RPI	S	Opponent	Score	RPI	S	Opponent	Score	RPI	S	Opponent	Score
2	A	Baylor	64 108	29	N	Stanford	45 88	68	A	TCU	50 56	125	A	Hawaii	58 72
18	N	North Carolina	45 81									200	A	Stephen F. Austin	73 83
25	A	Texas A&M	41 59									228	H	Texas Southern	63 61
												251	A	Houston	61 56
												260	A	Rice	58 70
												261	A	UTEP	48 86
												278	A	Sam Houston St.	70 53
												280	H	Jackson St.	82 65
												288	A	Southern U.	51 67
												297	H	Grambling	85 57
												334	A	Alcorn	46 68
												345	A	Mississippi Val.	78 61
LAST 12 Division I GAMES:															
280	H	Jackson St.	82 65	288	A	Southern U.	51 67	2	A	Baylor	64 108				
228	H	Texas Southern	63 61					261	A	UTEP	48 86				
334	A	Alcorn	46 68					278	A	Sam Houston St.	70 53				
125	A	Hawaii	58 72					68	A	TCU	50 56				
345	A	Mississippi Val.	78 61					251	A	Houston	61 56				
297	H	Grambling	85 57												

Non-Div I Games: Schreiner 90 38

Prairie View

Loss, Non-Conf, S Site, H Home A Away N Neutral

Presbyterian

Through Games Of Jan. 25, 2015

Average RPI Win:	322	WON-LOST	WINNING	LAST 10	STRENGTH OF	OPP. STRENGTH	TEAM	ADJ.	CONF.	ADJ CONF.
Average RPI Loss:	169	RECORD	PCT. RANK	GAMES	SCHEDULE	OF SCHEDULE	RPI	RPI	RPI	RPI
DIV. I ONLY	8- 9	190	5- 5	295	349	240	240	30	30	
DIV. I NON-CONF.	3- 4	197	1- 1	213	343	173	173	33	33	
TOTALS	RPI 1-25	RPI 26-50	W-L RECORDS	RPI 51-100	RPI 101-150	RPI 150+				
8- 9	0- 0	0- 0	OVERALL	0- 0	0- 4	8- 5				
5- 1	0- 0	0- 0	HOME	0- 0	0- 0	5- 1				
3- 8	0- 0	0- 0	AWAY	0- 0	0- 4	3- 4				
0- 0	0- 0	0- 0	NEUTRAL	0- 0	0- 0	0- 0				
3- 4	0- 0	0- 0	NON-CONFERENCE	0- 0	0- 2	3- 2				
1- 0	0- 0	0- 0	HOME	0- 0	0- 0	1- 0				
2- 4	0- 0	0- 0	AWAY	0- 0	0- 2	2- 2				
0- 0	0- 0	0- 0	NEUTRAL	0- 0	0- 0	0- 0				
5- 5	0- 0	0- 0	CONFERENCE	0- 0	0- 2	5- 3				
4- 1	0- 0	0- 0	HOME	0- 0	0- 0	4- 1				
1- 4	0- 0	0- 0	AWAY	0- 0	0- 2	1- 2				
0- 0	0- 0	0- 0	NEUTRAL	0- 0	0- 0	0- 0				

RPI 1-25			RPI 26-50			RPI 51-100			RPI 101+			Team's RPI: 240
RPI	S	Opponent	Score	RPI	S	Opponent	Score	RPI	S	Opponent	Score	
								102	A	VCU	36	55
								107	A	Liberty	42	59
								134	A	Old Dominion	26	41
								148	A	High Point	49	54
								167	A	Xavier	43	45
								196	A	Charlotte	50	66
								209	H	Radford	35	43
								217	A	Winthrop	51	54
								245	A	Campbell	45	58
								282	H	South Carolina St.	46	33
								292	A	Western Caro.	51	44
								316	A	Coastal Caro.	84	78
								324	H	Gardner-Webb	55	50
								332	H	UNC Asheville	69	57
								340	A	N.C. Central	45	33
								341	H	Longwood	53	48
								349	H	Charleston So.	71	40
LAST 12 Division I GAMES:												
217	A	Winthrop	51	54	332	H	UNC Asheville	69	57			
349	H	Charleston So.	71	40	245	A	Campbell	45	58			
341	H	Longwood	53	48	340	A	N.C. Central	45	33			
316	A	Coastal Caro.	84	78	196	A	Charlotte	50	66			
209	H	Radford	35	43	148	A	High Point	49	54			
107	A	Liberty	42	59	324	H	Gardner-Webb	55	50			

Non-Div I Games: Southern Wesleyan 81 50 Allen 120 45

Presbyterian

Loss, Non-Conf, S Site, H Home A Away N Neutral

Average RPI Win:	145	WON-LOST	WINNING	LAST 10	STRENGTH OF	OPP. STRENGTH	TEAM	ADJ.	CONF.	ADJ CONF.
Average RPI Loss:	0	RECORD	PCT. RANK	GAMES	SCHEDULE	OF SCHEDULE	RPI	RPI	RPI	RPI
DIV. I ONLY	17- 0	1	10- 0	137	48	20	20	10	10	
DIV. I NON-CONF.	16- 0	1	11- 0	156	36	16	16	10	10	
TOTALS	RPI 1-25		RPI 26-50	W-L RECORDS	RPI 51-100	RPI 101-150	RPI 150+			
17- 0	0- 0		2- 0	OVERALL	6- 0	2- 0	7- 0			
5- 0	0- 0		0- 0	HOME	2- 0	0- 0	3- 0			
8- 0	0- 0		2- 0	AWAY	4- 0	0- 0	2- 0			
4- 0	0- 0		0- 0	NEUTRAL	0- 0	2- 0	2- 0			
16- 0	0- 0		2- 0	NON-CONFERENCE	5- 0	2- 0	7- 0			
4- 0	0- 0		0- 0	HOME	1- 0	0- 0	3- 0			
8- 0	0- 0		2- 0	AWAY	4- 0	0- 0	2- 0			
4- 0	0- 0		0- 0	NEUTRAL	0- 0	2- 0	2- 0			
1- 0	0- 0		0- 0	CONFERENCE	1- 0	0- 0	0- 0			
1- 0	0- 0		0- 0	HOME	1- 0	0- 0	0- 0			
0- 0	0- 0		0- 0	AWAY	0- 0	0- 0	0- 0			
0- 0	0- 0		0- 0	NEUTRAL	0- 0	0- 0	0- 0			

RPI S	Opponent	Score	RPI S	Opponent	Score	RPI S	Opponent	Score	RPI S	Opponent	Score
42	A Michigan	85 55	47	A Pittsburgh	59 43	62	H Drexel	59 43	122	N Montana	80 55
						70	A Fordham	67 53	140	N Hartford	64 51
						73	A American	63 56	176	N Wake Forest	72 55
						84	A Duquesne	79 62	196	N Charlotte	73 43
						85	A Hampton	75 63	219	A Delaware	87 59
						88	H Penn	83 54	221	A Monmouth	84 53
									264	H Georgetown	83 54
									279	H Portland St.	104 33
									291	H Binghamton	96 58
LAST 12 Division I GAMES:											
88	H Penn	83 54	219	A Delaware	87 59						
85	A Hampton	75 63	291	H Binghamton	96 58						
70	A Fordham	67 53	42	A Michigan	85 55						
140	N Hartford	64 51	264	H Georgetown	83 54						
221	A Monmouth	84 53	196	N Charlotte	73 43						
279	H Portland St.	104 33	122	N Montana	80 55						

Non-Div I Games:

Princeton

## Providence

Through Games Of Jan. 25, 2015

Average RPI Win:	192	WON-LOST	WINNING	LAST 10	STRENGTH OF	OPP. STRENGTH	TEAM	ADJ.	CONF.	ADJ CONF.
Average RPI Loss:	107	RECORD	PCT. RANK	GAMES	SCHEDULE	OF SCHEDULE	RPI	RPI	RPI	RPI
DIV. I ONLY	5- 15	295	2- 8	65	79	218	218	9	9	
DIV. I NON-CONF.	3- 8	263	1- 3	63	85	211	211	9	9	
TOTALS	RPI 1-25	RPI 26-50	W-L RECORDS	RPI 51-100	RPI 101-150	RPI 150+				
5- 15	0- 2	0- 1	OVERALL	2- 5	0- 4	3- 3				
4- 5	0- 0	0- 1	HOME	2- 2	0- 1	2- 1				
1- 10	0- 2	0- 0	AWAY	0- 3	0- 3	1- 2				
0- 0	0- 0	0- 0	NEUTRAL	0- 0	0- 0	0- 0				
3- 8	0- 2	0- 0	NON-CONFERENCE	1- 1	0- 4	2- 1				
3- 2	0- 0	0- 0	HOME	1- 0	0- 1	2- 1				
0- 6	0- 2	0- 0	AWAY	0- 1	0- 3	0- 0				
0- 0	0- 0	0- 0	NEUTRAL	0- 0	0- 0	0- 0				
2- 7	0- 0	0- 1	CONFERENCE	1- 4	0- 0	1- 2				
1- 3	0- 0	0- 1	HOME	1- 2	0- 0	0- 0				
1- 4	0- 0	0- 0	AWAY	0- 2	0- 0	1- 2				
0- 0	0- 0	0- 0	NEUTRAL	0- 0	0- 0	0- 0				

RPI 1-25				RPI 26-50				RPI 51-100				RPI 101+ Team's RPI: 218			
RPI	S	Opponent	Score	RPI	S	Opponent	Score	RPI	S	Opponent	Score	RPI	S	Opponent	Score
12	A	Dayton	56 72	39	H	Seton Hall	67 68	64	H	St. John's (NY)	52 68	101	H	Rhode Island	56 63
21	A	FGCU	58 68					80	A	DePaul	42 90	105	A	Boston College	51 79
								84	H	Duquesne	67 56	138	A	Bryant	80 90
								86	H	Villanova	51 49	140	A	Hartford	54 57
								93	A	Butler	61 66	167	A	Xavier	59 71
								94	H	Creighton	54 65	189	H	Virginia Tech	69 72
								98	A	Richmond	59 75	256	H	UMass Lowell	66 54
												263	H	Brown	78 69
												264	A	Georgetown	61 69
												273	A	Marquette	66 58
LAST 12 Division I GAMES:															
80	A	DePaul	42 90	93	A	Butler	61 66								
273	A	Marquette	66 58	64	H	St. John's (NY)	52 68								
94	H	Creighton	54 65	105	A	Boston College	51 79								
39	H	Seton Hall	67 68	84	H	Duquesne	67 56								
264	A	Georgetown	61 69	21	A	FGCU	58 68								
167	A	Xavier	59 71	101	H	Rhode Island	56 63								

Non-Div I Games:

Providence

■ Loss, 
■ Non-Conf, 
■ S Site, 
■ H Home 
■ A Away 
N Neutral

Average RPI Win:	141	WON-LOST	WINNING	LAST 10	STRENGTH OF	OPP. STRENGTH	TEAM	ADJ.	CONF.	ADJ CONF.
Average RPI Loss:	30	RECORD	PCT. RANK	GAMES	SCHEDULE	OF SCHEDULE	RPI	RPI	RPI	RPI
DIV. I ONLY	10- 10	163	4- 6	3	11	51	51	4	4	
DIV. I NON-CONF.	7- 4	107	3- 0	13	33	55	55	1	1	
TOTALS	RPI 1-25	RPI 26-50	W-L RECORDS	RPI 51-100	RPI 101-150	RPI 150+				
10- 10	0- 6	1- 3	OVERALL	3- 0	4- 1	2- 0				
6- 5	0- 2	0- 2	HOME	1- 0	3- 1	2- 0				
3- 4	0- 3	1- 1	AWAY	1- 0	1- 0	0- 0				
1- 1	0- 1	0- 0	NEUTRAL	1- 0	0- 0	0- 0				
7- 4	0- 4	0- 0	NON-CONFERENCE	2- 0	3- 0	2- 0				
5- 2	0- 2	0- 0	HOME	1- 0	2- 0	2- 0				
1- 1	0- 1	0- 0	AWAY	0- 0	1- 0	0- 0				
1- 1	0- 1	0- 0	NEUTRAL	1- 0	0- 0	0- 0				
3- 6	0- 2	1- 3	CONFERENCE	1- 0	1- 1	0- 0				
1- 3	0- 0	0- 2	HOME	0- 0	1- 1	0- 0				
2- 3	0- 2	1- 1	AWAY	1- 0	0- 0	0- 0				
0- 0	0- 0	0- 0	NEUTRAL	0- 0	0- 0	0- 0				

RPI 1-25				RPI 26-50				RPI 51-100 Team's RPI: 51				RPI 101+			
RPI	S	Opponent	Score	RPI	S	Opponent	Score	RPI	S	Opponent	Score	RPI	S	Opponent	Score
4	A	Maryland	64 88	30	A	Nebraska	59 69	75	A	Illinois	62 55	122	H	Wright St.	70 46
11	A	Iowa	59 73	31	A	Minnesota	90 88	82	H	Kansas	61 48	127	H	Toledo	66 48
12	A	Dayton	61 63	31	H	Minnesota	68 81	97	N	Texas Tech	69 53	128	H	Wisconsin	56 65
13	N	George Washington	59 79	36	H	Ohio St.	71 79					137	A	Ball St.	66 60
14	H	Florida St.	64 67									141	H	Indiana	86 64
17	H	Green Bay	78 81									281	H	UC Irvine	69 44
												314	H	Denver	65 51
LAST 12 Division I GAMES:															
				36	H	Ohio St.	71 79	141	H	Indiana	86 64				
				31	A	Minnesota	90 88	31	H	Minnesota	68 81				
				30	A	Nebraska	59 69	75	A	Illinois	62 55				
				128	H	Wisconsin	56 65	122	H	Wright St.	70 46				
				11	A	Iowa	59 73	314	H	Denver	65 51				
				4	A	Maryland	64 88	281	H	UC Irvine	69 44				

Non-Div I Games:

Purdue

■ Loss, 
■ Non-Conf, S Site, 
■ Home 
■ Away 
N Neutral

Quinnipiac

Through Games Of Jan. 25, 2015

Average RPI Win:	167	WON-LOST	WINNING	LAST 10	STRENGTH OF	OPP. STRENGTH	TEAM	ADJ.	CONF.	ADJ CONF.
Average RPI Loss:	50	RECORD	PCT. RANK	GAMES	SCHEDULE	OF SCHEDULE	RPI	RPI	RPI	RPI
DIV. I ONLY	17- 3	18	9- 1	95	73	34	34	24	24	
DIV. I NON-CONF.	8- 3	71	4- 1	25	16	28	28	23	23	
TOTALS	RPI 1-25	RPI 26-50	W-L RECORDS	RPI 51-100	RPI 101-150	RPI 150+				
17- 3	0- 2	0- 0	OVERALL	3- 0	4- 1	10- 0				
10- 0	0- 0	0- 0	HOME	3- 0	2- 0	5- 0				
5- 1	0- 0	0- 0	AWAY	0- 0	2- 0	3- 0				
2- 2	0- 1	0- 0	NEUTRAL	0- 0	0- 1	2- 0				
8- 3	0- 2	0- 0	NON-CONFERENCE	3- 0	3- 1	2- 0				
4- 0	0- 0	0- 0	HOME	3- 0	1- 0	0- 0				
2- 1	0- 1	0- 0	AWAY	0- 0	2- 0	0- 0				
2- 2	0- 1	0- 0	NEUTRAL	0- 0	0- 1	2- 0				
9- 0	0- 0	0- 0	CONFERENCE	0- 0	1- 0	8- 0				
6- 0	0- 0	0- 0	HOME	0- 0	1- 0	5- 0				
3- 0	0- 0	0- 0	AWAY	0- 0	0- 0	3- 0				
0- 0	0- 0	0- 0	NEUTRAL	0- 0	0- 0	0- 0				

RPI 1-25				RPI 26-50		Team's RPI: 34		RPI 51-100				RPI 101+			
RPI	S	Opponent	Score	RPI	S	Opponent	Score	RPI	S	Opponent	Score	RPI	S	Opponent	Score
1	A	Notre Dame	52 112					62	H	Drexel	74 50	118	A	Saint Joseph's	69 67
21	N	FGCU	65 71					71	H	Albany (NY)	66 62	124	H	Marist	73 55
								85	H	Hampton	87 59	129	N	Harvard	83 87
												140	A	Hartford	70 58
												144	H	Army	79 64
												160	N	Alabama	73 66
												165	H	Siena	78 65
												172	A	Fairfield	67 66
												172	H	Fairfield	83 43
												192	N	Holy Cross	74 67
												221	H	Monmouth	94 53
												234	A	Niagara	71 68
												234	H	Niagara	80 66
												247	A	Canisius	86 66
												302	H	Manhattan	85 51
LAST 12 Division I GAMES:															
124	H	Marist	73 55	234	H	Niagara	80 66								
302	H	Manhattan	85 51	21	N	FGCU	65 71								
172	H	Fairfield	83 43	118	A	Saint Joseph's	69 67								
234	A	Niagara	71 68	140	A	Hartford	70 58								
247	A	Canisius	86 66	62	H	Drexel	74 50								
221	H	Monmouth	94 53	71	H	Albany (NY)	66 62								

Non-Div I Games:

Quinnipiac

Loss, Non-Conf, S Site, H Home A Away N Neutral



Average RPI Win:	<b>272</b>	WON-LOST	WINNING	LAST 10	STRENGTH OF	OPP. STRENGTH	TEAM	ADJ.	CONF.	ADJ CONF.
Average RPI Loss:	<b>152</b>	RECORD	PCT. RANK	GAMES	SCHEDULE	OF SCHEDULE	RPI	RPI	RPI	RPI
DIV. I ONLY	10- 8	138	7- 2	284	307	209	209	30	30	
DIV. I NON-CONF.	3- 5	214	1- 1	187	100	227	227	33	33	
TOTALS	RPI 1-25	RPI 26-50	W-L RECORDS	RPI 51-100	RPI 101-150	RPI 150+				
10- 8	0- 0	0- 2	OVERALL	0- 1	2- 1	8- 4				
5- 4	0- 0	0- 1	HOME	0- 0	1- 1	4- 2				
5- 4	0- 0	0- 1	AWAY	0- 1	1- 0	4- 2				
0- 0	0- 0	0- 0	NEUTRAL	0- 0	0- 0	0- 0				
3- 5	0- 0	0- 2	NON-CONFERENCE	0- 1	1- 0	2- 2				
2- 2	0- 0	0- 1	HOME	0- 0	0- 0	2- 1				
1- 3	0- 0	0- 1	AWAY	0- 1	1- 0	0- 1				
0- 0	0- 0	0- 0	NEUTRAL	0- 0	0- 0	0- 0				
7- 3	0- 0	0- 0	CONFERENCE	0- 0	1- 1	6- 2				
3- 2	0- 0	0- 0	HOME	0- 0	1- 1	2- 1				
4- 1	0- 0	0- 0	AWAY	0- 0	0- 0	4- 1				
0- 0	0- 0	0- 0	NEUTRAL	0- 0	0- 0	0- 0				

RPI 1-25			RPI 26-50			RPI 51-100			RPI 101+ Team's RPI: 209		
RPI	S	Opponent	Score	RPI	S	Opponent	Score	RPI	S	Opponent	Score
				37	H	Youngstown St.	44 <b>70</b>	100	A	Virginia	47 <b>75</b>
				47	A	Pittsburgh	47 <b>72</b>				
								107	H	Liberty	63 <b>72</b>
								147	A	Appalachian St.	68 67
								148	H	High Point	61 58
								177	H	William & Mary	71 <b>81</b>
								189	A	Virginia Tech	60 <b>73</b>
								217	H	Winthrop	55 47
								240	A	Presbyterian	43 35
								245	A	Campbell	62 <b>65</b>
								300	H	Norfolk St.	74 65
								316	H	Coastal Caro.	42 <b>75</b>
								322	H	Wofford	60 59
								324	A	Gardner-Webb	76 60
								332	A	UNC Asheville	67 65
								341	A	Longwood	78 60
								349	H	Charleston So.	53 51
LAST 12 Division I GAMES:											
				148	H	High Point	61 58	349	H	Charleston So.	53 51
				332	A	UNC Asheville	67 65	324	A	Gardner-Webb	76 60
				245	A	Campbell	62 <b>65</b>	189	A	Virginia Tech	60 <b>73</b>
				217	H	Winthrop	55 47	322	H	Wofford	60 59
				341	A	Longwood	78 60	316	H	Coastal Caro.	42 <b>75</b>
				240	A	Presbyterian	43 35	107	H	Liberty	63 <b>72</b>

Non-Div I Games: West Virginia St. 52 **58**

Radford

## Rhode Island

Through Games Of Jan. 25, 2015

Average RPI Win:	213	WON-LOST	WINNING	LAST 10	STRENGTH OF	OPP. STRENGTH	TEAM	ADJ.	CONF.	ADJ CONF.
Average RPI Loss:	107	RECORD	PCT. RANK	GAMES	SCHEDULE	OF SCHEDULE	RPI	RPI	RPI	RPI
DIV. I ONLY	12- 7	93	6- 4	130	188	101	101	6	6	
DIV. I NON-CONF.	8- 4	92	4- 1	240	275	150	150	6	6	
TOTALS	RPI 1-25	RPI 26-50	W-L RECORDS	RPI 51-100	RPI 101-150	RPI 150+				
12- 7	0- 2	0- 0	OVERALL	1- 1	2- 3	9- 1				
5- 4	0- 1	0- 0	HOME	1- 1	1- 2	3- 0				
6- 3	0- 1	0- 0	AWAY	0- 0	1- 1	5- 1				
1- 0	0- 0	0- 0	NEUTRAL	0- 0	0- 0	1- 0				
8- 4	0- 0	0- 0	NON-CONFERENCE	0- 1	2- 2	6- 1				
3- 3	0- 0	0- 0	HOME	0- 1	1- 2	2- 0				
4- 1	0- 0	0- 0	AWAY	0- 0	1- 0	3- 1				
1- 0	0- 0	0- 0	NEUTRAL	0- 0	0- 0	1- 0				
4- 3	0- 2	0- 0	CONFERENCE	1- 0	0- 1	3- 0				
2- 1	0- 1	0- 0	HOME	1- 0	0- 0	1- 0				
2- 2	0- 1	0- 0	AWAY	0- 0	0- 1	2- 0				
0- 0	0- 0	0- 0	NEUTRAL	0- 0	0- 0	0- 0				

RPI	S	Opponent	Score	RPI	S	Opponent	Score	RPI	S	Opponent	Score	RPI	S	Opponent	Score	Team's RPI: 101
12	A	Dayton	33 77					84	H	Duquesne	62 61	102	A	VCU	48 64	
13	H	George Washington	49 59					87	H	East Carolina	38 66	110	H	Marshall	45 61	
												119	H	Dartmouth	44 54	
												138	A	Bryant	60 56	
												150	H	Central Conn. St.	58 46	
												195	H	La Salle	55 54	
												206	N	Towson	60 49	
												218	A	Providence	63 56	
												223	A	George Mason	57 45	
												232	A	Davidson	71 62	
												256	A	UMass Lowell	75 66	
												263	H	Brown	65 61	
												287	A	LIU Brooklyn	66 49	
												306	H	Boston U.	56 48	
												308	A	Columbia	69 79	
LAST 12 Division I GAMES:																
223	A	George Mason	57 45	84	H	Duquesne	62 61									
12	A	Dayton	33 77	119	H	Dartmouth	44 54									
195	H	La Salle	55 54	138	A	Bryant	60 56									
13	H	George Washington	49 59	306	H	Boston U.	56 48									
232	A	Davidson	71 62	218	A	Providence	63 56									
102	A	VCU	48 64	150	H	Central Conn. St.	58 46									

Non-Div I Games:

Rhode Island

■ Loss, 
 ■ Non-Conf, 
 ■ S Site, 
 ■ H Home 
 ■ A Away 
 N Neutral

Average RPI Win:	244	WON-LOST	WINNING	LAST 10	STRENGTH OF	OPP. STRENGTH	TEAM	ADJ.	CONF.	ADJ CONF.
Average RPI Loss:	165	RECORD	PCT. RANK	GAMES	SCHEDULE	OF SCHEDULE	RPI	RPI	RPI	RPI
DIV. I ONLY	6- 12	258	2- 8	183	263	260	260	17	17	
DIV. I NON-CONF.	5- 6	177	2- 3	138	302	218	218	18	18	
TOTALS	RPI 1-25	RPI 26-50	W-L RECORDS	RPI 51-100	RPI 101-150	RPI 150+				
6- 12	0- 2	0- 1	OVERALL	0- 0	0- 2	6- 7				
5- 4	0- 0	0- 1	HOME	0- 0	0- 1	5- 2				
1- 8	0- 2	0- 0	AWAY	0- 0	0- 1	1- 5				
0- 0	0- 0	0- 0	NEUTRAL	0- 0	0- 0	0- 0				
5- 6	0- 2	0- 1	NON-CONFERENCE	0- 0	0- 0	5- 3				
5- 2	0- 0	0- 1	HOME	0- 0	0- 0	5- 1				
0- 4	0- 2	0- 0	AWAY	0- 0	0- 0	0- 2				
0- 0	0- 0	0- 0	NEUTRAL	0- 0	0- 0	0- 0				
1- 6	0- 0	0- 0	CONFERENCE	0- 0	0- 2	1- 4				
0- 2	0- 0	0- 0	HOME	0- 0	0- 1	0- 1				
1- 4	0- 0	0- 0	AWAY	0- 0	0- 1	1- 3				
0- 0	0- 0	0- 0	NEUTRAL	0- 0	0- 0	0- 0				

RPI 1-25				RPI 26-50				RPI 51-100				RPI 101+ Team's RPI: 260			
RPI	S	Opponent	Score	RPI	S	Opponent	Score	RPI	S	Opponent	Score	RPI	S	Opponent	Score
19	A	Texas	54 77	46	H	UALR	40 55					126	A	Louisiana Tech	71 88
25	A	Texas A&M	55 76									134	H	Old Dominion	55 62
												152	A	Southern Miss.	54 65
												191	A	UTSA	62 58
												196	H	Charlotte	59 62
												200	H	Stephen F. Austin	59 70
												202	H	McNeese St.	57 55
												214	H	Prairie View	70 58
												228	A	Texas Southern	63 69
												238	H	Lamar	97 63
												251	A	Houston	58 59
												261	A	UTEP	51 54
												284	H	A&M-Corpus Christi	59 54
												334	H	Alcorn	61 33
												338	A	North Texas	48 53
LAST 12 Division I GAMES:															
126	A	Louisiana Tech	71 88	191	A	UTSA	62 58								
152	A	Southern Miss.	54 65	19	A	Texas	54 77								
196	H	Charlotte	59 62	238	H	Lamar	97 63								
134	H	Old Dominion	55 62	228	A	Texas Southern	63 69								
338	A	North Texas	48 53	202	H	McNeese St.	57 55								
261	A	UTEP	51 54	200	H	Stephen F. Austin	59 70								

Non-Div I Games:

Rice

■ Loss, 
 ■ Non-Conf, S Site, 
 ■ Home 
 ■ Away 
 N Neutral

Average RPI Win:	225	WON-LOST	WINNING	LAST 10	STRENGTH OF	OPP. STRENGTH	TEAM	ADJ.	CONF.	ADJ CONF.
Average RPI Loss:	63	RECORD	PCT. RANK	GAMES	SCHEDULE	OF SCHEDULE	RPI	RPI	RPI	RPI
DIV. I ONLY	12- 7	93	7- 3	180	89	98	98	6	6	
DIV. I NON-CONF.	8- 5	123	5- 1	262	73	138	138	6	6	
TOTALS	RPI 1-25	RPI 26-50	W-L RECORDS	RPI 51-100	RPI 101-150	RPI 150+				
12- 7	0- 1	0- 1	OVERALL	0- 4	0- 1	12- 0				
7- 1	0- 0	0- 0	HOME	0- 1	0- 0	7- 0				
5- 4	0- 0	0- 0	AWAY	0- 1	0- 0	5- 0				
0- 2	0- 0	0- 0	NEUTRAL	0- 1	0- 1	0- 0				
8- 5	0- 0	0- 1	NON-CONFERENCE	0- 3	0- 1	8- 0				
4- 1	0- 0	0- 0	HOME	0- 1	0- 0	4- 0				
4- 2	0- 0	0- 1	AWAY	0- 1	0- 0	4- 0				
0- 2	0- 0	0- 0	NEUTRAL	0- 1	0- 1	0- 0				
4- 2	0- 1	0- 0	CONFERENCE	0- 1	0- 0	4- 0				
3- 0	0- 0	0- 0	HOME	0- 0	0- 0	3- 0				
1- 2	0- 1	0- 0	AWAY	0- 1	0- 0	1- 0				
0- 0	0- 0	0- 0	NEUTRAL	0- 0	0- 0	0- 0				

RPI 1-25				RPI 26-50				RPI 51-100 Team's RPI: 98				RPI 101+			
RPI	S	Opponent	Score	RPI	S	Opponent	Score	RPI	S	Opponent	Score	RPI	S	Opponent	Score
13	A	George Washington	67 77	26	A	James Madison	68 79	54	N	Arkansas	55 74	104	N	Central Mich.	56 61
								70	A	Fordham	64 65	159	H	St. Bonaventure	67 61
								85	H	Hampton	53 64	163	H	Massachusetts	64 44
								88	A	Penn	47 49	176	H	Wake Forest	79 72
												177	A	William & Mary	59 56
												218	H	Providence	75 59
												223	H	George Mason	77 49
												232	A	Davidson	56 48
												242	A	UAB	71 65
												250	A	Eastern Ky.	70 56
												255	A	UNCW	77 67
												264	H	Georgetown	65 57
												341	H	Longwood	80 50
LAST 12 Division I GAMES:															
163	H	Massachusetts	64 44	70	A	Fordham	64 65								
232	A	Davidson	56 48	242	A	UAB	71 65								
223	H	George Mason	77 49	177	A	William & Mary	59 56								
88	A	Penn	47 49	250	A	Eastern Ky.	70 56								
13	A	George Washington	67 77	255	A	UNCW	77 67								
159	H	St. Bonaventure	67 61	176	H	Wake Forest	79 72								

Non-Div I Games:

Richmond

■ Loss, 
 ■ Non-Conf, 
 S Site, 
 ■ Home 
 ■ Away 
 N Neutral

Average RPI Win: <b>227</b>	WON-LOST	WINNING	LAST 10	STRENGTH OF	OPP. STRENGTH	TEAM	ADJ.	CONF.	ADJ CONF.
Average RPI Loss: <b>210</b>	RECORD	PCT. RANK	GAMES	SCHEDULE	OF SCHEDULE	RPI	RPI	RPI	RPI
DIV. I ONLY	5- 14	290	3- 7	337	217	315	315	24	24
DIV. I NON-CONF.	3- 7	250	1- 3	322	240	286	286	23	23
TOTALS	RPI 1-25	RPI 26-50	W-L RECORDS	RPI 51-100	RPI 101-150	RPI 150+			
5- 14	0- 0	0- 1	OVERALL	0- 0	1- 1	4- 12			
2- 4	0- 0	0- 0	HOME	0- 0	0- 0	2- 4			
3- 9	0- 0	0- 1	AWAY	0- 0	1- 1	2- 7			
0- 1	0- 0	0- 0	NEUTRAL	0- 0	0- 0	0- 1			
3- 7	0- 0	0- 1	NON-CONFERENCE	0- 0	1- 0	2- 6			
1- 1	0- 0	0- 0	HOME	0- 0	0- 0	1- 1			
2- 5	0- 0	0- 1	AWAY	0- 0	1- 0	1- 4			
0- 1	0- 0	0- 0	NEUTRAL	0- 0	0- 0	0- 1			
2- 7	0- 0	0- 0	CONFERENCE	0- 0	0- 1	2- 6			
1- 3	0- 0	0- 0	HOME	0- 0	0- 0	1- 3			
1- 4	0- 0	0- 0	AWAY	0- 0	0- 1	1- 3			
0- 0	0- 0	0- 0	NEUTRAL	0- 0	0- 0	0- 0			

RPI	S	Opponent	Score	RPI	S	Opponent	Score	RPI	S	Opponent	Score	RPI	S	Opponent	Score
39	A	Seton Hall	47 <b>66</b>									124	A	Marist	46 <b>60</b>
												134	A	Old Dominion	59 56
												162	H	Lafayette	48 <b>66</b>
												172	A	Fairfield	40 <b>43</b>
												172	H	Fairfield	47 <b>59</b>
												175	A	Iona	85 81
												175	H	Iona	51 <b>71</b>
												197	A	Penn St.	51 <b>85</b>
												206	A	Towson	51 <b>53</b>
												219	A	Delaware	53 <b>68</b>
												221	H	Monmouth	62 <b>66</b>
												234	H	Niagara	61 56
												287	A	LIU Brooklyn	59 56
												291	A	Binghamton	67 <b>72</b>
												302	A	Manhattan	52 <b>55</b>
												303	H	UMBC	67 55
												318	N	St. Francis Brooklyn	60 <b>71</b>
												344	A	Saint Peter's	49 <b>50</b>
LAST 12 Division I GAMES:															
172	A	Fairfield	40 <b>43</b>	344	A	Saint Peter's	49 <b>50</b>								
175	A	Iona	85 81	219	A	Delaware	53 <b>68</b>								
234	H	Niagara	61 56	291	A	Binghamton	67 <b>72</b>								
172	H	Fairfield	47 <b>59</b>	303	H	UMBC	67 55								
221	H	Monmouth	62 <b>66</b>	197	A	Penn St.	51 <b>85</b>								
302	A	Manhattan	52 <b>55</b>	124	A	Marist	46 <b>60</b>								

Non-Div I Games:

Rider

■ Loss, 
 ■ Non-Conf, 
 ■ S Site, 
 ■ H Home 
 ■ A Away 
 N Neutral

Average RPI Win:	298	WON-LOST	WINNING	LAST 10	STRENGTH OF	OPP. STRENGTH	TEAM	ADJ.	CONF.	ADJ CONF.
Average RPI Loss:	125	RECORD	PCT. RANK	GAMES	SCHEDULE	OF SCHEDULE	RPI	RPI	RPI	RPI
DIV. I ONLY	7- 11	229	5- 5	230	249	222	222	27	27	
DIV. I NON-CONF.	2- 9	297	0- 5	102	169	225	225	27	27	
TOTALS	RPI 1-25	RPI 26-50	W-L RECORDS	RPI 51-100	RPI 101-150	RPI 150+				
7- 11	0- 1	0- 1	OVERALL	0- 2	0- 4	7- 3				
3- 3	0- 0	0- 1	HOME	0- 1	0- 0	3- 1				
4- 8	0- 1	0- 0	AWAY	0- 1	0- 4	4- 2				
0- 0	0- 0	0- 0	NEUTRAL	0- 0	0- 0	0- 0				
2- 9	0- 1	0- 1	NON-CONFERENCE	0- 2	0- 3	2- 2				
0- 3	0- 0	0- 1	HOME	0- 1	0- 0	0- 1				
2- 6	0- 1	0- 0	AWAY	0- 1	0- 3	2- 1				
0- 0	0- 0	0- 0	NEUTRAL	0- 0	0- 0	0- 0				
5- 2	0- 0	0- 0	CONFERENCE	0- 0	0- 1	5- 1				
3- 0	0- 0	0- 0	HOME	0- 0	0- 0	3- 0				
2- 2	0- 0	0- 0	AWAY	0- 0	0- 1	2- 1				
0- 0	0- 0	0- 0	NEUTRAL	0- 0	0- 0	0- 0				

RPI 1-25				RPI 26-50				RPI 51-100				RPI 101+ Team's RPI: 222			
RPI	S	Opponent	Score	RPI	S	Opponent	Score	RPI	S	Opponent	Score	RPI	S	Opponent	Score
11	A	Iowa	67 85	37	H	Youngstown St.	65 73	75	A	Illinois	48 66	110	A	Marshall	46 62
								84	H	Duquesne	57 71	111	A	Cornell	59 70
												112	A	Hofstra	51 71
												150	A	Central Conn. St.	46 63
												167	A	Xavier	65 70
												195	H	La Salle	61 75
												226	H	Sacred Heart	76 65
												285	H	Mt. St. Mary's	66 44
												303	A	UMBC	84 60
												310	A	Wagner	86 47
												318	A	St. Francis Brooklyn	69 64
												318	H	St. Francis Brooklyn	67 64
												321	A	Saint Francis (PA)	68 71
												325	A	Coppin St.	75 58
LAST 12 Division I GAMES:															
318	A	St. Francis Brooklyn	69 64	285	H	Mt. St. Mary's	66 44	110	A	Marshall	46 62				
226	H	Sacred Heart	76 65					111	A	Cornell	59 70				
318	H	St. Francis Brooklyn	67 64					37	H	Youngstown St.	65 73				
310	A	Wagner	86 47					84	H	Duquesne	57 71				
150	A	Central Conn. St.	46 63					112	A	Hofstra	51 71				
321	A	Saint Francis (PA)	68 71												

Non-Div I Games:

Robert Morris

■ Loss, 
■ Non-Conf, 
■ S Site, 
■ H Home 
■ A Away 
N Neutral

Average RPI Win: 157		WON-LOST	WINNING	LAST 10	STRENGTH OF	OPP. STRENGTH	TEAM	ADJ.	CONF.	ADJ CONF.
Average RPI Loss: 14		RECORD	PCT. RANK	GAMES	SCHEDULE	OF SCHEDULE	RPI	RPI	RPI	RPI
DIV. I ONLY		14- 5	49	6- 4	84	3	50	50	4	4
DIV. I NON-CONF.		9- 2	35	3- 1	229	8	72	72	1	1
TOTALS		RPI 1-25	RPI 26-50		W-L RECORDS		RPI 51-100	RPI 101-150	RPI 150+	
14- 5	0- 4	2- 1		OVERALL		2- 0	3- 0	7- 0		
6- 4	0- 4	2- 0		HOME		0- 0	1- 0	3- 0		
8- 1	0- 0	0- 1		AWAY		2- 0	2- 0	4- 0		
0- 0	0- 0	0- 0		NEUTRAL		0- 0	0- 0	0- 0		
9- 2	0- 2	0- 0		NON-CONFERENCE		2- 0	1- 0	6- 0		
4- 2	0- 2	0- 0		HOME		0- 0	1- 0	3- 0		
5- 0	0- 0	0- 0		AWAY		2- 0	0- 0	3- 0		
0- 0	0- 0	0- 0		NEUTRAL		0- 0	0- 0	0- 0		
5- 3	0- 2	2- 1		CONFERENCE		0- 0	2- 0	1- 0		
2- 2	0- 2	2- 0		HOME		0- 0	0- 0	0- 0		
3- 1	0- 0	0- 1		AWAY		0- 0	2- 0	1- 0		
0- 0	0- 0	0- 0		NEUTRAL		0- 0	0- 0	0- 0		

RPI 1-25				RPI 26-50				Team's RPI: 50	RPI 51-100				RPI 101+			
RPI	S	Opponent	Score	RPI	S	Opponent	Score		RPI	S	Opponent	Score	RPI	S	Opponent	Score
3	H	Tennessee	45 55	31	H	Minnesota	66 61		54	A	Arkansas	64 52	118	H	Saint Joseph's	76 52
4	H	Maryland	59 71	36	A	Ohio St.	68 85		76	A	LSU	64 57	128	A	Wisconsin	73 63
11	H	Iowa	72 79	42	H	Michigan	81 68						141	A	Indiana	66 51
18	H	North Carolina	93 96										174	A	Temple	88 55
													175	A	Iona	66 58
													197	A	Penn St.	71 51
													232	H	Davidson	100 44
													252	H	Northeastern	74 60
													271	H	Colgate	60 44
													310	A	Wagner	81 53
LAST 12 Division I GAMES:																
31	H	Minnesota	66 61	36	A	Ohio St.	68 85		141	A	Indiana	66 51				
128	A	Wisconsin	73 63	4	H	Maryland	59 71		175	A	Iona	66 58				
				197	A	Penn St.	71 51		3	H	Tennessee	45 55				
				42	H	Michigan	81 68		174	A	Temple	88 55				
				11	H	Iowa	72 79		54	A	Arkansas	64 52				

Non-Div I Games:

Rutgers

S  
I  
U  
E

SIUE				Through Games Of Jan. 25, 2015						
Average RPI Win:	267	WON-LOST	WINNING	LAST 10	STRENGTH OF	OPP. STRENGTH	TEAM	ADJ.	CONF.	ADJ CONF.
Average RPI Loss:	176	RECORD	PCT. RANK	GAMES	SCHEDULE	OF SCHEDULE	RPI	RPI	RPI	RPI
DIV. I ONLY		12- 9	132	7- 3	319	285	198	198	26	26
DIV. I NON-CONF.		5- 8	213	2- 2	314	252	253	253	26	26
-----										
TOTALS	RPI 1-25		RPI 26-50		W-L RECORDS		RPI 51-100		RPI 101-150	RPI 150+
12- 9	0- 0		0- 1		OVERALL		1- 1		0- 0	11- 7
6- 1	0- 0		0- 0		HOME		1- 0		0- 0	5- 1
6- 7	0- 0		0- 0		AWAY		0- 1		0- 0	6- 6
0- 1	0- 0		0- 1		NEUTRAL		0- 0		0- 0	0- 0
5- 8	0- 0		0- 1		NON-CONFERENCE		1- 1		0- 0	4- 6
3- 0	0- 0		0- 0		HOME		1- 0		0- 0	2- 0
2- 7	0- 0		0- 0		AWAY		0- 1		0- 0	2- 6
0- 1	0- 0		0- 1		NEUTRAL		0- 0		0- 0	0- 0
7- 1	0- 0		0- 0		CONFERENCE		0- 0		0- 0	7- 1
3- 1	0- 0		0- 0		HOME		0- 0		0- 0	3- 1
4- 0	0- 0		0- 0		AWAY		0- 0		0- 0	4- 0
0- 0	0- 0		0- 0		NEUTRAL		0- 0		0- 0	0- 0

S  
I  
U  
E

RPI 1-25				RPI 26-50				RPI 51-100				RPI 101+ Team's RPI: 198			
RPI	S	Opponent	Score	RPI	S	Opponent	Score	RPI	S	Opponent	Score	RPI	S	Opponent	Score
33	N	Chattanooga	49 59	81	A	Kansas St.	55 81	171	A	Saint Louis	63 74				
				83	H	Drake	74 60	181	A	Belmont	67 52				
								185	A	Missouri St.	69 75				
								191	A	UTSA	60 75				
								193	A	Ill.-Chicago	52 63				
								199	H	Jacksonville St.	69 72				
								215	A	Morehead St.	62 61				
								233	H	Tennessee St.	91 83				
								250	A	Eastern Ky.	71 61				
								253	A	IUPUI	76 87				
								269	H	Valparaiso	77 65				
								276	A	Northern Ill.	47 69				
								304	A	Southeast Mo. St.	60 48				
								319	A	Omaha	69 54				
								331	H	Tennessee Tech	83 69				
								333	H	Murray St.	78 52				
								343	A	UMKC	74 58				
								348	H	Air Force	86 51				
LAST 12 Division I GAMES:															
333	H	Murray St.	78 52	331	H	Tennessee Tech	83 69								
304	A	Southeast Mo. St.	60 48	199	H	Jacksonville St.	69 72								
250	A	Eastern Ky.	71 61	191	A	UTSA	60 75								
215	A	Morehead St.	62 61	33	N	Chattanooga	49 59								
233	H	Tennessee St.	91 83	343	A	UMKC	74 58								
181	A	Belmont	67 52	269	H	Valparaiso	77 65								

Non-Div I Games:

SIUE



Average RPI Win:	276	WON-LOST	WINNING	LAST 10	STRENGTH OF	OPP. STRENGTH	TEAM	ADJ.	CONF.	ADJ CONF.
Average RPI Loss:	94	RECORD	PCT. RANK	GAMES	SCHEDULE	OF SCHEDULE	RPI	RPI	RPI	RPI
DIV. I ONLY	4- 15	309	0- 10	41	106	243	243	7	7	
DIV. I NON-CONF.	4- 7	219	0- 4	111	180	243	243	8	8	
TOTALS	RPI 1-25	RPI 26-50	W-L RECORDS	RPI 51-100	RPI 101-150	RPI 150+				
4- 15	0- 5	0- 1	OVERALL	0- 3	0- 2	4- 4				
4- 7	0- 2	0- 0	HOME	0- 2	0- 0	4- 3				
0- 6	0- 3	0- 1	AWAY	0- 1	0- 0	0- 1				
0- 2	0- 0	0- 0	NEUTRAL	0- 0	0- 2	0- 0				
4- 7	0- 2	0- 0	NON-CONFERENCE	0- 2	0- 2	4- 1				
4- 3	0- 1	0- 0	HOME	0- 1	0- 0	4- 1				
0- 2	0- 1	0- 0	AWAY	0- 1	0- 0	0- 0				
0- 2	0- 0	0- 0	NEUTRAL	0- 0	0- 2	0- 0				
0- 8	0- 3	0- 1	CONFERENCE	0- 1	0- 0	0- 3				
0- 4	0- 1	0- 0	HOME	0- 1	0- 0	0- 2				
0- 4	0- 2	0- 1	AWAY	0- 0	0- 0	0- 1				
0- 0	0- 0	0- 0	NEUTRAL	0- 0	0- 0	0- 0				

RPI 1-25				RPI 26-50				RPI 51-100				RPI 101+ Team's RPI: 243			
RPI	S	Opponent	Score	RPI	S	Opponent	Score	RPI	S	Opponent	Score	RPI	S	Opponent	Score
5	A	Arizona St.	42 77	43	A	Tulane	58 60	68	A	TCU	63 73	115	N	Indiana St.	55 64
6	A	UConn	45 96					77	H	Southern California	57 64	135	N	Auburn	43 56
6	H	UConn	28 87					87	H	East Carolina	49 67	169	H	Eastern Wash.	69 53
15	A	South Fla.	59 82									174	A	Temple	64 77
25	H	Texas A&M	62 70									186	H	Northern Colo.	44 57
												216	H	UCF	57 61
												251	H	Houston	45 63
												261	H	UTEP	63 59
												337	H	Florida A&M	77 46
												338	H	North Texas	62 55
LAST 12 Division I GAMES:															
216	H	UCF	57 61	174	A	Temple	64 77								
87	H	East Carolina	49 67	6	A	UConn	45 96								
43	A	Tulane	58 60	135	N	Auburn	43 56								
15	A	South Fla.	59 82	115	N	Indiana St.	55 64								
6	H	UConn	28 87	25	H	Texas A&M	62 70								
251	H	Houston	45 63	5	A	Arizona St.	42 77								

Non-Div I Games:

SMU

■ Loss, 
 ■ Non-Conf, 
 ■ S Site, 
 ■ H Home 
 ■ A Away 
 N Neutral

## Sacramento St.

Through Games Of Jan. 25, 2015

Average RPI Win:	<b>193</b>	WON-LOST	WINNING	LAST 10	STRENGTH OF	OPP. STRENGTH	TEAM	ADJ.	CONF.	ADJ CONF.
Average RPI Loss:	<b>119</b>	RECORD	PCT. RANK	GAMES	SCHEDULE	OF SCHEDULE	RPI	RPI	RPI	RPI
DIV. I ONLY	<b>9- 10</b>	<b>182</b>	<b>8- 2</b>	<b>108</b>	<b>133</b>	<b>120</b>	<b>120</b>	<b>22</b>	<b>22</b>	
DIV. I NON-CONF.	<b>2- 9</b>	<b>297</b>	<b>1- 3</b>	<b>97</b>	<b>21</b>	<b>246</b>	<b>246</b>	<b>21</b>	<b>21</b>	
TOTALS	RPI 1-25	RPI 26-50	W-L RECORDS	RPI 51-100	RPI 101-150	RPI 150+				
9- 10	0- 1	0- 1	OVERALL	0- 5	1- 0	8- 3				
6- 1	0- 0	0- 0	HOME	0- 1	1- 0	5- 0				
3- 9	0- 1	0- 1	AWAY	0- 4	0- 0	3- 3				
0- 0	0- 0	0- 0	NEUTRAL	0- 0	0- 0	0- 0				
2- 9	0- 1	0- 1	NON-CONFERENCE	0- 5	0- 0	2- 2				
2- 1	0- 0	0- 0	HOME	0- 1	0- 0	2- 0				
0- 8	0- 1	0- 1	AWAY	0- 4	0- 0	0- 2				
0- 0	0- 0	0- 0	NEUTRAL	0- 0	0- 0	0- 0				
7- 1	0- 0	0- 0	CONFERENCE	0- 0	1- 0	6- 1				
4- 0	0- 0	0- 0	HOME	0- 0	1- 0	3- 0				
3- 1	0- 0	0- 0	AWAY	0- 0	0- 0	3- 1				
0- 0	0- 0	0- 0	NEUTRAL	0- 0	0- 0	0- 0				

RPI 1-25				RPI 26-50				RPI 51-100				RPI 101+ Team's RPI: 120			
RPI	S	Opponent	Score	RPI	S	Opponent	Score	RPI	S	Opponent	Score	RPI	S	Opponent	Score
7	A	Oregon St.	61 <b>109</b>	28	A	California	94 <b>107</b>	53	A	St. Mary's (CA)	91 <b>99</b>	108	H	North Dakota	93 86
								63	A	UCLA	83 <b>92</b>	151	H	New Mexico St.	93 85
								77	A	Southern California	99 <b>101</b>	169	A	Eastern Wash.	73 67
								96	H	UC Davis	82 <b>90</b>	179	A	Idaho	107 89
								99	A	CSUN	66 <b>81</b>	186	H	Northern Colo.	76 71
												210	A	San Jose St.	94 <b>102</b>
												213	A	Southern Utah	69 67
												229	A	San Diego St.	91 <b>99</b>
												231	H	Utah St.	102 92
												239	H	Idaho St.	84 53
												262	H	Weber St.	108 65
												328	A	Northern Ariz.	60 <b>64</b>
LAST 12 Division I GAMES:															
262	H	Weber St.	108 65	213	A	Southern Utah	69 67								
239	H	Idaho St.	84 53	328	A	Northern Ariz.	60 <b>64</b>								
169	A	Eastern Wash.	73 67	210	A	San Jose St.	94 <b>102</b>								
179	A	Idaho	107 89	231	H	Utah St.	102 92								
186	H	Northern Colo.	76 71	77	A	Southern California	99 <b>101</b>								
108	H	North Dakota	93 86	63	A	UCLA	83 <b>92</b>								

Non-Div I Games:

Sacramento St.

■ Loss, 
 ■ Non-Conf, S Site, 
 ■ Home 
 ■ Away 
 N Neutral

## Sacred Heart

Through Games Of Jan. 25, 2015

Average RPI Win:	236	WON-LOST	WINNING	LAST 10	STRENGTH OF	OPP. STRENGTH	TEAM	ADJ.	CONF.	ADJ CONF.
Average RPI Loss:	171	RECORD	PCT. RANK	GAMES	SCHEDULE	OF SCHEDULE	RPI	RPI	RPI	RPI
DIV. I ONLY	7- 9	205	4- 6	256	262	226	226	27	27	
DIV. I NON-CONF.	4- 5	188	1- 4	121	244	148	148	27	27	
TOTALS	RPI 1-25	RPI 26-50	W-L RECORDS	RPI 51-100	RPI 101-150	RPI 150+				
7- 9	0- 0	0- 0	OVERALL	1- 1	1- 4	5- 4				
3- 3	0- 0	0- 0	HOME	0- 0	0- 2	3- 1				
4- 5	0- 0	0- 0	AWAY	1- 0	1- 2	2- 3				
0- 1	0- 0	0- 0	NEUTRAL	0- 1	0- 0	0- 0				
4- 5	0- 0	0- 0	NON-CONFERENCE	1- 1	1- 2	2- 2				
1- 2	0- 0	0- 0	HOME	0- 0	0- 1	1- 1				
3- 2	0- 0	0- 0	AWAY	1- 0	1- 1	1- 1				
0- 1	0- 0	0- 0	NEUTRAL	0- 1	0- 0	0- 0				
3- 4	0- 0	0- 0	CONFERENCE	0- 0	0- 2	3- 2				
2- 1	0- 0	0- 0	HOME	0- 0	0- 1	2- 0				
1- 3	0- 0	0- 0	AWAY	0- 0	0- 1	1- 2				
0- 0	0- 0	0- 0	NEUTRAL	0- 0	0- 0	0- 0				

RPI 1-25			RPI 26-50			RPI 51-100			RPI 101+			Team's RPI: 226
RPI	S	Opponent	Score	RPI	S	Opponent	Score	RPI	S	Opponent	Score	
						62 N Drexel	54 61	116 H Lehigh			77 85	
						86 A Villanova	72 49	117 A Maine			59 58	
								138 A Bryant			67 71	
								140 A Hartford			63 68	
								150 H Central Conn. St.			49 62	
								165 H Siena			65 75	
								175 A Iona			82 80	
								222 A Robert Morris			65 76	
								263 A Brown			56 66	
								287 A LIU Brooklyn			74 77	
								311 H Vermont			76 66	
								318 H St. Francis Brooklyn			71 55	
								321 A Saint Francis (PA)			101 90	
								321 H Saint Francis (PA)			82 77	
LAST 12 Division I GAMES:												
138 A Bryant			67 71	318 H St. Francis Brooklyn			71 55					
222 A Robert Morris			65 76	86 A Villanova			72 49					
321 A Saint Francis (PA)			101 90	165 H Siena			65 75					
287 A LIU Brooklyn			74 77	140 A Hartford			63 68					
321 H Saint Francis (PA)			82 77	62 N Drexel			54 61					
150 H Central Conn. St.			49 62	263 A Brown			56 66					

Non-Div I Games: Bridgeport 84 41

Sacred Heart

■ Loss, 
 ■ Non-Conf, 
 ■ S Site, 
 ■ Home 
 ■ A Away 
 N Neutral

Average RPI Win:	269	WON-LOST	WINNING	LAST 10	STRENGTH OF	OPP. STRENGTH	TEAM	ADJ.	CONF.	ADJ CONF.
Average RPI Loss:	174	RECORD	PCT. RANK	GAMES	SCHEDULE	OF SCHEDULE	RPI	RPI	RPI	RPI
DIV. I ONLY	2- 16	333	2- 8	179	270	321	321	27	27	
DIV. I NON-CONF.	1- 10	330	1- 4	72	175	270	270	27	27	
TOTALS	RPI 1-25	RPI 26-50	W-L RECORDS	RPI 51-100	RPI 101-150	RPI 150+				
2- 16	0- 1	0- 2	OVERALL	0- 2	0- 2	2- 9				
1- 8	0- 0	0- 0	HOME	0- 0	0- 1	1- 7				
0- 8	0- 1	0- 2	AWAY	0- 2	0- 1	0- 2				
1- 0	0- 0	0- 0	NEUTRAL	0- 0	0- 0	1- 0				
1- 10	0- 1	0- 2	NON-CONFERENCE	0- 2	0- 1	1- 4				
0- 5	0- 0	0- 0	HOME	0- 0	0- 1	0- 4				
0- 5	0- 1	0- 2	AWAY	0- 2	0- 0	0- 0				
1- 0	0- 0	0- 0	NEUTRAL	0- 0	0- 0	1- 0				
1- 6	0- 0	0- 0	CONFERENCE	0- 0	0- 1	1- 5				
1- 3	0- 0	0- 0	HOME	0- 0	0- 0	1- 3				
0- 3	0- 0	0- 0	AWAY	0- 0	0- 1	0- 2				
0- 0	0- 0	0- 0	NEUTRAL	0- 0	0- 0	0- 0				

RPI 1-25				RPI 26-50				RPI 51-100				RPI 101+ Team's RPI: 321			
RPI	S	Opponent	Score	RPI	S	Opponent	Score	RPI	S	Opponent	Score	RPI	S	Opponent	Score
3	A	Tennessee	44 111	36	A	Ohio St.	97 113	61	A	West Virginia	46 101	132	H	East Tenn. St.	63 79
				47	A	Pittsburgh	59 97	84	A	Duquesne	52 92	138	A	Bryant	83 87
												180	H	Buffalo	80 88
												222	H	Robert Morris	71 68
												223	H	George Mason	77 86
												226	A	Sacred Heart	77 82
												226	H	Sacred Heart	90 101
												247	H	Canisius	74 87
												270	H	Bowling Green	62 76
												285	A	Mt. St. Mary's	64 74
												310	H	Wagner	60 76
												316	N	Coastal Caro.	75 72
												318	H	St. Francis Brooklyn	55 70
LAST 12 Division I GAMES:															
285	A	Mt. St. Mary's	64 74	310	H	Wagner	60 76								
318	H	St. Francis Brooklyn	55 70	61	A	West Virginia	46 101								
226	H	Sacred Heart	90 101	47	A	Pittsburgh	59 97								
138	A	Bryant	83 87	316	N	Coastal Caro.	75 72								
226	A	Sacred Heart	77 82	84	A	Duquesne	52 92								
222	H	Robert Morris	71 68	270	H	Bowling Green	62 76								

Non-Div I Games:

Saint Francis (PA)

■ Loss, 
 ■ Non-Conf, 
 ■ S Site, 
 ■ H Home 
 ■ A Away 
 N Neutral

## Saint Joseph's

Through Games Of Jan. 25, 2015

Average RPI Win:	156	WON-LOST	WINNING	LAST 10	STRENGTH OF	OPP. STRENGTH	TEAM	ADJ.	CONF.	ADJ CONF.
Average RPI Loss:	69	RECORD	PCT. RANK	GAMES	SCHEDULE	OF SCHEDULE	RPI	RPI	RPI	RPI
DIV. I ONLY	6- 12	258	3- 7	6	96	118	118	6	6	
DIV. I NON-CONF.	4- 8	233	2- 4	4	110	107	107	6	6	
TOTALS	RPI 1-25	RPI 26-50	W-L RECORDS	RPI 51-100	RPI 101-150	RPI 150+				
6- 12	0- 2	0- 3	OVERALL	2- 4	1- 2	3- 1				
5- 3	0- 0	0- 1	HOME	2- 0	1- 1	2- 1				
0- 9	0- 2	0- 2	AWAY	0- 4	0- 1	0- 0				
1- 0	0- 0	0- 0	NEUTRAL	0- 0	0- 0	1- 0				
4- 8	0- 1	0- 3	NON-CONFERENCE	2- 2	0- 2	2- 0				
3- 2	0- 0	0- 1	HOME	2- 0	0- 1	1- 0				
0- 6	0- 1	0- 2	AWAY	0- 2	0- 1	0- 0				
1- 0	0- 0	0- 0	NEUTRAL	0- 0	0- 0	1- 0				
2- 4	0- 1	0- 0	CONFERENCE	0- 2	1- 0	1- 1				
2- 1	0- 0	0- 0	HOME	0- 0	1- 0	1- 1				
0- 3	0- 1	0- 0	AWAY	0- 2	0- 0	0- 0				
0- 0	0- 0	0- 0	NEUTRAL	0- 0	0- 0	0- 0				

RPI 1-25				RPI 26-50				RPI 51-100				RPI 101+ Team's RPI: 118			
RPI	S	Opponent	Score	RPI	S	Opponent	Score	RPI	S	Opponent	Score	RPI	S	Opponent	Score
1	A	Notre Dame	50 64	34	H	Quinnipiac	67 69	62	A	Drexel	63 76	102	H	VCU	63 46
13	A	George Washington	69 83	39	A	Seton Hall	60 77	70	A	Fordham	47 57	107	A	Liberty	75 76
				50	A	Rutgers	52 76	84	A	Duquesne	54 63	116	H	Lehigh	71 73
								86	H	Villanova	58 54	159	H	St. Bonaventure	66 48
								88	A	Penn	51 65	163	H	Massachusetts	47 65
								99	H	CSUN	61 54	174	H	Temple	78 74
												318	N	St. Francis Brooklyn	64 42
LAST 12 Division I GAMES:															
159	H	St. Bonaventure	66 48	99	H	CSUN	61 54								
84	A	Duquesne	54 63	34	H	Quinnipiac	67 69								
70	A	Fordham	47 57	1	A	Notre Dame	50 64								
163	H	Massachusetts	47 65	88	A	Penn	51 65								
13	A	George Washington	69 83	86	H	Villanova	58 54								
102	H	VCU	63 46	116	H	Lehigh	71 73								

Non-Div I Games:

Saint Joseph's

■ Loss, 
 ■ Non-Conf, 
 ■ S Site, 
 ■ H Home 
 ■ A Away 
 N Neutral

Average RPI Win:	206	WON-LOST	WINNING	LAST 10	STRENGTH OF	OPP. STRENGTH	TEAM	ADJ.	CONF.	ADJ CONF.
Average RPI Loss:	148	RECORD	PCT. RANK	GAMES	SCHEDULE	OF SCHEDULE	RPI	RPI	RPI	RPI
DIV. I ONLY	9- 10	182	6- 4	172	206	171	171	6	6	
DIV. I NON-CONF.	6- 6	158	3- 2	210	251	177	177	6	6	
TOTALS	RPI 1-25	RPI 26-50	W-L RECORDS	RPI 51-100	RPI 101-150	RPI 150+				
9- 10	0- 0	0- 1	OVERALL	1- 1	1- 4	7- 4				
3- 4	0- 0	0- 0	HOME	1- 0	1- 2	1- 2				
5- 5	0- 0	0- 1	AWAY	0- 1	0- 2	5- 1				
1- 1	0- 0	0- 0	NEUTRAL	0- 0	0- 0	1- 1				
6- 6	0- 0	0- 1	NON-CONFERENCE	0- 0	1- 3	5- 2				
2- 2	0- 0	0- 0	HOME	0- 0	1- 1	1- 1				
3- 3	0- 0	0- 1	AWAY	0- 0	0- 2	3- 0				
1- 1	0- 0	0- 0	NEUTRAL	0- 0	0- 0	1- 1				
3- 4	0- 0	0- 0	CONFERENCE	1- 1	0- 1	2- 2				
1- 2	0- 0	0- 0	HOME	1- 0	0- 1	0- 1				
2- 2	0- 0	0- 0	AWAY	0- 1	0- 0	2- 1				
0- 0	0- 0	0- 0	NEUTRAL	0- 0	0- 0	0- 0				

RPI 1-25				RPI 26-50				RPI 51-100				RPI 101+				Team's RPI: 171
RPI	S	Opponent	Score	RPI	S	Opponent	Score	RPI	S	Opponent	Score	RPI	S	Opponent	Score	
				41	A	Vanderbilt	57 75	70	H	Fordham	54 50	102	H	VCU	54 59	
								84	A	Duquesne	64 77	115	A	Indiana St.	60 63	
												115	H	Indiana St.	58 68	
												133	A	Missouri	55 74	
												137	H	Ball St.	73 68	
												163	A	Massachusetts	75 67	
												166	A	Tulsa	63 58	
												190	H	Mercer	75 80	
												195	A	La Salle	76 47	
												198	H	SIUE	74 63	
												223	A	George Mason	57 66	
												232	H	Davidson	50 53	
												241	N	Austin Peay	81 86	
												304	A	Southeast Mo. St.	74 56	
												305	A	Eastern Ill.	63 49	
												317	N	Utah Valley	68 66	
LAST 12 Division I GAMES:																
				70	H	Fordham	54 50	223	A	George Mason	57 66					
				195	A	La Salle	76 47	137	H	Ball St.	73 68					
				232	H	Davidson	50 53	305	A	Eastern Ill.	63 49					
				84	A	Duquesne	64 77	317	N	Utah Valley	68 66					
				102	H	VCU	54 59	241	N	Austin Peay	81 86					
				163	A	Massachusetts	75 67	115	H	Indiana St.	58 68					

Non-Div I Games: Mo.-St. Louis 68 49

Saint Louis

## Saint Peter's

Through Games Of Jan. 25, 2015

Average RPI Win:	315	WON-LOST	WINNING	LAST 10	STRENGTH OF	OPP. STRENGTH	TEAM	ADJ.	CONF.	ADJ CONF.
Average RPI Loss:	196	RECORD	PCT. RANK	GAMES	SCHEDULE	OF SCHEDULE	RPI	RPI	RPI	RPI
DIV. I ONLY	1- 17	344	1- 9	280	313	344	344	24	24	
DIV. I NON-CONF.	0- 9	338	0- 5	209	332	342	342	23	23	
TOTALS	RPI 1-25	RPI 26-50	W-L RECORDS	RPI 51-100	RPI 101-150	RPI 150+				
1- 17	0- 0	0- 1	OVERALL	0- 0	0- 3	1- 13				
1- 7	0- 0	0- 0	HOME	0- 0	0- 2	1- 5				
0- 9	0- 0	0- 0	AWAY	0- 0	0- 0	0- 1				
0- 1	0- 0	0- 0	NEUTRAL	0- 0	0- 0	0- 1				
0- 9	0- 0	0- 1	NON-CONFERENCE	0- 0	0- 2	0- 6				
0- 4	0- 0	0- 0	HOME	0- 0	0- 2	0- 2				
0- 4	0- 0	0- 1	AWAY	0- 0	0- 0	0- 3				
0- 1	0- 0	0- 0	NEUTRAL	0- 0	0- 0	0- 1				
1- 8	0- 0	0- 0	CONFERENCE	0- 0	0- 1	1- 7				
1- 3	0- 0	0- 0	HOME	0- 0	0- 0	1- 3				
0- 5	0- 0	0- 0	AWAY	0- 0	0- 1	0- 4				
0- 0	0- 0	0- 0	NEUTRAL	0- 0	0- 0	0- 0				

RPI 1-25			RPI 26-50			RPI 51-100			RPI 101+ Team's RPI: 344		
RPI	S	Opponent	Score	RPI	S	Opponent	Score	RPI	S	Opponent	Score
				39	A	Seton Hall	45 75				
								116	H	Lehigh	58 70
								121	H	Yale	45 53
								124	A	Marist	51 77
								162	H	Lafayette	34 49
								165	H	Siena	40 65
								172	A	Fairfield	46 57
								172	H	Fairfield	47 57
								175	A	Iona	43 77
								205	A	Stony Brook	40 56
								234	A	Niagara	40 73
								236	A	Navy	35 71
								247	A	Canisius	50 75
								247	H	Canisius	45 57
								267	A	Loyola Maryland	49 59
								315	H	Rider	50 49
								318	N	St. Francis Brooklyn	36 48
								327	H	Fairleigh Dickinson	59 76
LAST 12 Division I GAMES:											
124	A	Marist	51 77	165	H	Siena	40 65				
172	H	Fairfield	47 57	315	H	Rider	50 49				
247	H	Canisius	45 57	162	H	Lafayette	34 49				
121	H	Yale	45 53	236	A	Navy	35 71				
175	A	Iona	43 77	267	A	Loyola Maryland	49 59				
172	A	Fairfield	46 57	327	H	Fairleigh Dickinson	59 76				

Non-Div I Games:

Saint Peter's

■ Loss, 
 ■ Non-Conf, 
 ■ S Site, 
 ■ H Home 
 ■ A Away 
 N Neutral

Average RPI Win:	275	WON-LOST	WINNING	LAST 10	STRENGTH OF	OPP. STRENGTH	TEAM	ADJ.	CONF.	ADJ CONF.
Average RPI Loss:	161	RECORD	PCT. RANK	GAMES	SCHEDULE	OF SCHEDULE	RPI	RPI	RPI	RPI
DIV. I ONLY	5- 12	280	4- 6	247	281	278	278	29	29	
DIV. I NON-CONF.	1- 8	322	0- 4	116	206	295	295	28	28	
TOTALS	RPI 1-25	RPI 26-50	W-L RECORDS	RPI 51-100	RPI 101-150	RPI 150+				
5- 12	0- 0	0- 0	OVERALL	0- 5	0- 1	5- 6				
3- 3	0- 0	0- 0	HOME	0- 0	0- 0	3- 3				
2- 7	0- 0	0- 0	AWAY	0- 4	0- 1	2- 2				
0- 2	0- 0	0- 0	NEUTRAL	0- 1	0- 0	0- 1				
1- 8	0- 0	0- 0	NON-CONFERENCE	0- 5	0- 1	1- 2				
1- 1	0- 0	0- 0	HOME	0- 0	0- 0	1- 1				
0- 5	0- 0	0- 0	AWAY	0- 4	0- 1	0- 0				
0- 2	0- 0	0- 0	NEUTRAL	0- 1	0- 0	0- 1				
4- 4	0- 0	0- 0	CONFERENCE	0- 0	0- 0	4- 4				
2- 2	0- 0	0- 0	HOME	0- 0	0- 0	2- 2				
2- 2	0- 0	0- 0	AWAY	0- 0	0- 0	2- 2				
0- 0	0- 0	0- 0	NEUTRAL	0- 0	0- 0	0- 0				

RPI 1-25				RPI 26-50				RPI 51-100				RPI 101+				Team's RPI: 278	
RPI	S	Opponent	Score	RPI	S	Opponent	Score	RPI	S	Opponent	Score	RPI	S	Opponent	Score		
								58	A	Wichita St.	46	70	139	A	La.-Lafayette	46	65
								67	A	South Dakota St.	49	60	173	H	Northwestern St.	57	66
								68	A	TCU	55	79	200	H	Stephen F. Austin	65	64
								76	A	LSU	45	71	202	H	McNeese St.	74	79
								77	N	Southern California	67	88	214	H	Prairie View	53	70
													228	H	Texas Southern	61	54
													237	A	Nicholls St.	64	67
													274	A	Abilene Christian	63	58
													283	A	Southeastern La.	76	78
													326	H	Incarinate Word	59	55
													337	N	Florida A&M	67	69
													347	A	New Orleans	75	59
LAST 12 Division I GAMES:																	
200	H	Stephen F. Austin	65	64	173	H	Northwestern St.	57	66								
274	A	Abilene Christian	63	58	326	H	Incarinate Word	59	55								
202	H	McNeese St.	74	79	58	A	Wichita St.	46	70								
237	A	Nicholls St.	64	67	68	A	TCU	55	79								
347	A	New Orleans	75	59	214	H	Prairie View	53	70								
283	A	Southeastern La.	76	78	139	A	La.-Lafayette	46	65								

Non-Div I Games: Wiley

48

65

Sam Houston St.



Average RPI Win: <b>244</b>	WON-LOST	WINNING	LAST 10	STRENGTH OF	OPP. STRENGTH	TEAM	ADJ.	CONF.	ADJ CONF.
Average RPI Loss: <b>114</b>	RECORD	PCT. RANK	GAMES	SCHEDULE	OF SCHEDULE	RPI	RPI	RPI	RPI
DIV. I ONLY	10- 8	138	5- 4	238	143	156	156	19	19
DIV. I NON-CONF.	6- 8	197	2- 5	216	111	209	209	20	20
<hr/>									
TOTALS	RPI 1-25	RPI 26-50	W-L RECORDS	RPI 51-100	RPI 101-150	RPI 150+			
10- 8	0- 0	0- 1	OVERALL	0- 3	1- 3	9- 1			
7- 0	0- 0	0- 0	HOME	0- 0	1- 0	6- 0			
2- 7	0- 0	0- 1	AWAY	0- 2	0- 3	2- 1			
1- 1	0- 0	0- 0	NEUTRAL	0- 1	0- 0	1- 0			
6- 8	0- 0	0- 1	NON-CONFERENCE	0- 3	0- 3	6- 1			
5- 0	0- 0	0- 0	HOME	0- 0	0- 0	5- 0			
0- 7	0- 0	0- 1	AWAY	0- 2	0- 3	0- 1			
1- 1	0- 0	0- 0	NEUTRAL	0- 1	0- 0	1- 0			
4- 0	0- 0	0- 0	CONFERENCE	0- 0	1- 0	3- 0			
2- 0	0- 0	0- 0	HOME	0- 0	1- 0	1- 0			
2- 0	0- 0	0- 0	AWAY	0- 0	0- 0	2- 0			
0- 0	0- 0	0- 0	NEUTRAL	0- 0	0- 0	0- 0			

RPI 1-25			RPI 26-50			RPI 51-100			RPI 101+ Team's RPI: 156		
RPI	S	Opponent	Score	RPI	S	Opponent	Score	RPI	S	Opponent	Score
				43	A	Tulane	56 <b>58</b>	63	N	UCLA	52 <b>71</b>
								81	A	Kansas St.	41 <b>60</b>
								82	A	Kansas	44 <b>66</b>
								103	H	Furman	76 65
								135	A	Auburn	41 <b>64</b>
								146	A	Troy	67 <b>76</b>
								149	A	Memphis	48 <b>64</b>
								183	H	UT Martin	79 75
								197	N	Penn St.	59 56
								203	H	North Florida	81 47
								211	A	Georgia St.	56 <b>61</b>
								242	H	UAB	70 41
								292	A	Western Caro.	60 50
								292	H	Western Caro.	68 52
								294	A	UNC Greensboro	62 56
								301	H	Alabama St.	56 43
								335	H	Alabama A&M	61 50
LAST 12 Division I GAMES:											
292	H	Western Caro.	68 52	301	H	Alabama St.	56 43				
103	H	Furman	76 65	63	N	UCLA	52 <b>71</b>				
292	A	Western Caro.	60 50	43	A	Tulane	56 <b>58</b>				
294	A	UNC Greensboro	62 56	135	A	Auburn	41 <b>64</b>				
81	A	Kansas St.	41 <b>60</b>	242	H	UAB	70 41				
82	A	Kansas	44 <b>66</b>	146	A	Troy	67 <b>76</b>				

Non-Div I Games: Aub.-Montgomery 62 36

Samford

Average RPI Win: 210		WON-LOST	WINNING	LAST 10	STRENGTH OF	OPP. STRENGTH	TEAM	ADJ.	CONF.	ADJ CONF.
Average RPI Loss: 48		RECORD	PCT. RANK	GAMES	SCHEDULE	OF SCHEDULE	RPI	RPI	RPI	RPI
DIV. I ONLY		14- 4	38	7- 3	214	109	78	78	8	8
DIV. I NON-CONF.		8- 1	25	3- 0	293	183	82	82	7	7
TOTALS	RPI 1-25	RPI 26-50		W-L RECORDS		RPI 51-100	RPI 101-150	RPI 150+		
14- 4	0- 0	0- 2		OVERALL		1- 2	2- 0	11- 0		
7- 2	0- 0	0- 1		HOME		1- 1	2- 0	4- 0		
7- 2	0- 0	0- 1		AWAY		0- 1	0- 0	7- 0		
0- 0	0- 0	0- 0		NEUTRAL		0- 0	0- 0	0- 0		
8- 1	0- 0	0- 1		NON-CONFERENCE		0- 0	1- 0	7- 0		
4- 1	0- 0	0- 1		HOME		0- 0	1- 0	3- 0		
4- 0	0- 0	0- 0		AWAY		0- 0	0- 0	4- 0		
0- 0	0- 0	0- 0		NEUTRAL		0- 0	0- 0	0- 0		
6- 3	0- 0	0- 1		CONFERENCE		1- 2	1- 0	4- 0		
3- 1	0- 0	0- 0		HOME		1- 1	1- 0	1- 0		
3- 2	0- 0	0- 1		AWAY		0- 1	0- 0	3- 0		
0- 0	0- 0	0- 0		NEUTRAL		0- 0	0- 0	0- 0		

RPI 1-25				RPI 26-50				RPI 51-100				Team's RPI: 78				RPI 101+			
RPI	S	Opponent	Score	RPI	S	Opponent	Score	RPI	S	Opponent	Score	RPI	S	Opponent	Score	RPI	S	Opponent	Score
				35	H	Fresno St.	88 93	53	H	St. Mary's (CA)	56 57	119	H	Dartmouth	78 53				
				45	A	Gonzaga	49 67	56	H	Pacific	56 52	142	H	San Francisco	56 55				
								60	A	BYU	50 54	179	A	Idaho	58 52				
												188	A	Pepperdine	68 64				
												201	H	Cal St. Fullerton	60 54				
												208	H	Santa Clara	72 59				
												212	H	Montana St.	79 64				
												229	H	San Diego St.	66 44				
												254	A	Portland	87 65				
												262	A	Weber St.	59 50				
												281	A	UC Irvine	87 64				
												295	A	Loyola Marymount	67 59				
												313	A	Seattle	59 54				
LAST 12 Division I GAMES:																			
				60	A	BYU	50 54	142	H	San Francisco	56 55								
				56	H	Pacific	56 52	45	A	Gonzaga	49 67								
				53	H	St. Mary's (CA)	56 57	254	A	Portland	87 65								
				295	A	Loyola Marymount	67 59	281	A	UC Irvine	87 64								
				188	A	Pepperdine	68 64	313	A	Seattle	59 54								
				208	H	Santa Clara	72 59	229	H	San Diego St.	66 44								

Non-Div I Games: Cal St. San Marcos 82 42

San Diego

Loss, Non-Conf, S Site, H Home A Away N Neutral

Average RPI Win:	269	WON-LOST	WINNING	LAST 10	STRENGTH OF	OPP. STRENGTH	TEAM	ADJ.	CONF.	ADJ CONF.
Average RPI Loss:	94	RECORD	PCT. RANK	GAMES	SCHEDULE	OF SCHEDULE	RPI	RPI	RPI	RPI
DIV. I ONLY	6- 12	258	3- 7	111	168	229	229	21	21	
DIV. I NON-CONF.	3- 8	263	1- 4	19	124	181	181	19	19	
TOTALS	RPI 1-25	RPI 26-50	W-L RECORDS	RPI 51-100	RPI 101-150	RPI 150+				
6- 12	0- 2	0- 2	OVERALL	0- 4	1- 2	5- 2				
4- 5	0- 1	0- 1	HOME	0- 3	1- 0	3- 0				
1- 6	0- 1	0- 0	AWAY	0- 1	0- 2	1- 2				
1- 1	0- 0	0- 1	NEUTRAL	0- 0	0- 0	1- 0				
3- 8	0- 2	0- 1	NON-CONFERENCE	0- 3	1- 2	2- 0				
2- 3	0- 1	0- 0	HOME	0- 2	1- 0	1- 0				
0- 4	0- 1	0- 0	AWAY	0- 1	0- 2	0- 0				
1- 1	0- 0	0- 1	NEUTRAL	0- 0	0- 0	1- 0				
3- 4	0- 0	0- 1	CONFERENCE	0- 1	0- 0	3- 2				
2- 2	0- 0	0- 1	HOME	0- 1	0- 0	2- 0				
1- 2	0- 0	0- 0	AWAY	0- 0	0- 0	1- 2				
0- 0	0- 0	0- 0	NEUTRAL	0- 0	0- 0	0- 0				

RPI 1-25				RPI 26-50				RPI 51-100				RPI 101+ Team's RPI: 229			
RPI	S	Opponent	Score	RPI	S	Opponent	Score	RPI	S	Opponent	Score	RPI	S	Opponent	Score
10	A	South Carolina	38 89	35	H	Fresno St.	44 56	59	H	Long Beach St.	62 74	103	A	Furman	43 60
23	H	Washington	48 69	42	N	Michigan	50 70	78	A	San Diego	44 66	120	H	Sacramento St.	99 91
								92	H	Colorado St.	36 49	136	A	UC Riverside	54 64
								99	H	CSUN	54 65	182	A	New Mexico	53 62
												224	H	Wyoming	57 54
												239	N	Idaho St.	68 53
												272	A	UNLV	47 64
												336	H	UC Santa Barbara	64 58
												348	A	Air Force	74 65
												348	H	Air Force	70 47
LAST 12 Division I GAMES:															
				92	H	Colorado St.	36 49	348	A	Air Force	74 65				
				348	H	Air Force	70 47	136	A	UC Riverside	54 64				
				272	A	UNLV	47 64	99	H	CSUN	54 65				
				224	H	Wyoming	57 54	23	H	Washington	48 69				
				182	A	New Mexico	53 62	78	A	San Diego	44 66				
				35	H	Fresno St.	44 56	336	H	UC Santa Barbara	64 58				

Non-Div I Games:

San Diego St.

■ Loss, 
 ■ Non-Conf, 
 ■ S Site, 
 ■ H Home 
 ■ A Away 
 N Neutral

## San Francisco

Through Games Of Jan. 25, 2015

Average RPI Win:	250	WON-LOST	WINNING	LAST 10	STRENGTH OF	OPP. STRENGTH	TEAM	ADJ.	CONF.	ADJ CONF.
Average RPI Loss:	70	RECORD	PCT. RANK	GAMES	SCHEDULE	OF SCHEDULE	RPI	RPI	RPI	RPI
DIV. I ONLY	11- 7	111	5- 5	203	156	142	142	8	8	
DIV. I NON-CONF.	7- 2	47	3- 0	288	290	94	94	7	7	
TOTALS	RPI 1-25	RPI 26-50	W-L RECORDS	RPI 51-100	RPI 101-150	RPI 150+				
11- 7	0- 0	0- 1	OVERALL	1- 5	0- 1	10- 0				
7- 3	0- 0	0- 1	HOME	0- 2	0- 0	7- 0				
4- 4	0- 0	0- 0	AWAY	1- 3	0- 1	3- 0				
0- 0	0- 0	0- 0	NEUTRAL	0- 0	0- 0	0- 0				
7- 2	0- 0	0- 0	NON-CONFERENCE	1- 1	0- 1	6- 0				
5- 0	0- 0	0- 0	HOME	0- 0	0- 0	5- 0				
2- 2	0- 0	0- 0	AWAY	1- 1	0- 1	1- 0				
0- 0	0- 0	0- 0	NEUTRAL	0- 0	0- 0	0- 0				
4- 5	0- 0	0- 1	CONFERENCE	0- 4	0- 0	4- 0				
2- 3	0- 0	0- 1	HOME	0- 2	0- 0	2- 0				
2- 2	0- 0	0- 0	AWAY	0- 2	0- 0	2- 0				
0- 0	0- 0	0- 0	NEUTRAL	0- 0	0- 0	0- 0				

RPI 1-25			RPI 26-50			RPI 51-100			RPI 101+			Team's RPI: 142
RPI	S	Opponent	Score	RPI	S	Opponent	Score	RPI	S	Opponent	Score	Score
				45	H	Gonzaga	64 75	53	H	St. Mary's (CA)	66 68	136 A UC Riverside 53 66
								56	H	Pacific	54 92	188 A Pepperdine 69 58
								59	A	Long Beach St.	58 70	208 H Santa Clara 62 45
								60	A	BYU	62 65	210 H San Jose St. 77 62
								78	A	San Diego	55 56	220 H Nevada 63 48
								96	A	UC Davis	73 70	254 H Portland 85 68
												295 A Loyola Marymount 74 65
												308 H Columbia 70 65
												313 A Seattle 67 56
												317 H Utah Valley 69 50
												338 H North Texas 60 42
LAST 12 Division I GAMES:												
295	A	Loyola Marymount	74 65	78	A	San Diego	55 56					
188	A	Pepperdine	69 58	53	H	St. Mary's (CA)	66 68					
208	H	Santa Clara	62 45	56	H	Pacific	54 92					
254	H	Portland	85 68	210	H	San Jose St.	77 62					
45	H	Gonzaga	64 75	338	H	North Texas	60 42					
60	A	BYU	62 65	313	A	Seattle	67 56					

Non-Div I Games: Cal St. Monterey Ba85 48 Sonoma St. 83 42

San Francisco

Loss, Non-Conf, S Site, H Home A Away N Neutral

Average RPI Win:	<b>223</b>	WON-LOST	WINNING	LAST 10	STRENGTH OF	OPP. STRENGTH	TEAM	ADJ.	CONF.	ADJ CONF.
Average RPI Loss:	<b>139</b>	RECORD	PCT. RANK	GAMES	SCHEDULE	OF SCHEDULE	RPI	RPI	RPI	RPI
DIV. I ONLY	<b>8- 9</b>	<b>190</b>	<b>5- 5</b>	<b>273</b>	<b>123</b>	<b>210</b>	<b>210</b>	<b>21</b>	<b>21</b>	
DIV. I NON-CONF.	<b>5- 5</b>	<b>158</b>	<b>2- 2</b>	<b>285</b>	<b>53</b>	<b>172</b>	<b>172</b>	<b>19</b>	<b>19</b>	
TOTALS	RPI 1-25	RPI 26-50	W-L RECORDS	RPI 51-100	RPI 101-150	RPI 150+				
8- 9	0- 0	0- 2	OVERALL	1- 2	2- 2	5- 3				
6- 1	0- 0	0- 0	HOME	1- 0	2- 0	3- 1				
1- 8	0- 0	0- 2	AWAY	0- 2	0- 2	1- 2				
1- 0	0- 0	0- 0	NEUTRAL	0- 0	0- 0	1- 0				
5- 5	0- 0	0- 1	NON-CONFERENCE	1- 1	1- 2	3- 1				
3- 0	0- 0	0- 0	HOME	1- 0	1- 0	1- 0				
1- 5	0- 0	0- 1	AWAY	0- 1	0- 2	1- 1				
1- 0	0- 0	0- 0	NEUTRAL	0- 0	0- 0	1- 0				
3- 4	0- 0	0- 1	CONFERENCE	0- 1	1- 0	2- 2				
3- 1	0- 0	0- 0	HOME	0- 0	1- 0	2- 1				
0- 3	0- 0	0- 1	AWAY	0- 1	0- 0	0- 1				
0- 0	0- 0	0- 0	NEUTRAL	0- 0	0- 0	0- 0				

RPI 1-25				RPI 26-50				RPI 51-100				RPI 101+				Team's RPI: 210	
RPI	S	Opponent	Score	RPI	S	Opponent	Score	RPI	S	Opponent	Score	RPI	S	Opponent	Score		
				28	A	California	87 110	92	A	Colorado St.	59 77	120	H	Sacramento St.	102 94		
				35	A	Fresno St.	46 58	95	A	Colorado	89 97	131	H	Boise St.	88 78		
								96	H	UC Davis	89 75	136	A	UC Riverside	80 100		
												142	A	San Francisco	62 77		
												224	A	Wyoming	60 96		
												230	A	Utah	87 100		
												231	H	Utah St.	62 58		
												268	N	Cincinnati	79 54		
												272	H	UNLV	68 72		
												281	A	UC Irvine	91 65		
												308	H	Columbia	119 76		
												348	H	Air Force	91 64		
LAST 12 Division I GAMES:																	
				131	H	Boise St.	88 78	231	H	Utah St.	62 58						
				92	A	Colorado St.	59 77	120	H	Sacramento St.	102 94						
				35	A	Fresno St.	46 58	142	A	San Francisco	62 77						
				272	H	UNLV	68 72	96	H	UC Davis	89 75						
				348	H	Air Force	91 64	95	A	Colorado	89 97						
				224	A	Wyoming	60 96	268	N	Cincinnati	79 54						

Non-Div I Games: Southern Ore. 110 91

San Jose St.

Santa Clara

Through Games Of Jan. 25, 2015

Average RPI Win:	216	WON-LOST	WINNING	LAST 10	STRENGTH OF	OPP. STRENGTH	TEAM	ADJ.	CONF.	ADJ CONF.
Average RPI Loss:	109	RECORD	PCT. RANK	GAMES	SCHEDULE	OF SCHEDULE	RPI	RPI	RPI	RPI
DIV. I ONLY	6- 11	253	1- 0	207	55	208	208	8	8	
DIV. I NON-CONF.	4- 4	158	1- 0	318	37	188	188	7	7	
TOTALS	RPI 1-25	RPI 26-50	W-L RECORDS	RPI 51-100	RPI 101-150	RPI 150+				
6- 11	0- 0	0- 2	OVERALL	2- 4	0- 2	4- 3				
1- 4	0- 0	0- 1	HOME	0- 2	0- 0	1- 1				
3- 7	0- 0	0- 1	AWAY	0- 2	0- 2	3- 2				
2- 0	0- 0	0- 0	NEUTRAL	2- 0	0- 0	0- 0				
4- 4	0- 0	0- 1	NON-CONFERENCE	2- 0	0- 1	2- 2				
0- 1	0- 0	0- 0	HOME	0- 0	0- 0	0- 1				
2- 3	0- 0	0- 1	AWAY	0- 0	0- 1	2- 1				
2- 0	0- 0	0- 0	NEUTRAL	2- 0	0- 0	0- 0				
2- 7	0- 0	0- 1	CONFERENCE	0- 4	0- 1	2- 1				
1- 3	0- 0	0- 1	HOME	0- 2	0- 0	1- 0				
1- 4	0- 0	0- 0	AWAY	0- 2	0- 1	1- 1				
0- 0	0- 0	0- 0	NEUTRAL	0- 0	0- 0	0- 0				

RPI S	Opponent	Score	RPI S	Opponent	Score	RPI S	Opponent	Score	RPI S	Opponent	Score	Team's RPI: 208
29	A Stanford	43 82	45	H Gonzaga	70 78	53	H St. Mary's (CA)	61 62	136	A UC Riverside	69 80	
						56	H Pacific	59 61	142	A San Francisco	45 62	
						60	A BYU	55 84	153	H Cal Poly	73 79	
						76	N LSU	69 67	154	A Oregon	88 92	
						78	A San Diego	59 72	188	A Pepperdine	65 54	
						96	N UC Davis	79 76	254	H Portland	83 68	
									295	A Loyola Marymount	57 82	
									336	A UC Santa Barbara	47 33	
									348	A Air Force	85 64	
LAST 12 Division I GAMES:												
348	A Air Force	85 64	78	A San Diego	59 72							
188	A Pepperdine	65 54	60	A BYU	55 84							
295	A Loyola Marymount	57 82	56	H Pacific	59 61							
142	A San Francisco	45 62	53	H St. Mary's (CA)	61 62							
45	H Gonzaga	70 78	154	A Oregon	88 92							
254	H Portland	83 68	29	A Stanford	43 82							

Non-Div I Games: San Fran. St. 87 41

Santa Clara

Loss, Non-Conf, S Site, H Home A Away N Neutral

Average RPI Win:	233	WON-LOST	WINNING	LAST 10	STRENGTH OF	OPP. STRENGTH	TEAM	ADJ.	CONF.	ADJ CONF.
Average RPI Loss:	141	RECORD	PCT. RANK	GAMES	SCHEDULE	OF SCHEDULE	RPI	RPI	RPI	RPI
DIV. I ONLY	7- 9	205	0- 1	202	176	184	184	32	32	
DIV. I NON-CONF.	3- 7	250	0- 1	57	95	158	158	30	30	
TOTALS	RPI 1-25	RPI 26-50	W-L RECORDS	RPI 51-100	RPI 101-150	RPI 150+				
7- 9	0- 2	0- 0	OVERALL	1- 2	1- 2	5- 3				
3- 2	0- 0	0- 0	HOME	1- 0	0- 0	2- 2				
4- 6	0- 2	0- 0	AWAY	0- 2	1- 1	3- 1				
0- 1	0- 0	0- 0	NEUTRAL	0- 0	0- 1	0- 0				
3- 7	0- 2	0- 0	NON-CONFERENCE	0- 2	1- 2	2- 1				
2- 1	0- 0	0- 0	HOME	0- 0	0- 0	2- 1				
1- 5	0- 2	0- 0	AWAY	0- 2	1- 1	0- 0				
0- 1	0- 0	0- 0	NEUTRAL	0- 0	0- 1	0- 0				
4- 2	0- 0	0- 0	CONFERENCE	1- 0	0- 0	3- 2				
1- 1	0- 0	0- 0	HOME	1- 0	0- 0	0- 1				
3- 1	0- 0	0- 0	AWAY	0- 0	0- 0	3- 1				
0- 0	0- 0	0- 0	NEUTRAL	0- 0	0- 0	0- 0				

RPI 1-25				RPI 26-50				RPI 51-100				RPI 101+ Team's RPI: 184			
RPI	S	Opponent	Score	RPI	S	Opponent	Score	RPI	S	Opponent	Score	RPI	S	Opponent	Score
10	A	South Carolina	49 111					54	A	Arkansas	46 75	135	A	Auburn	56 62
14	A	Florida St.	51 97					70	A	Fordham	53 63	140	N	Hartford	55 59
								85	H	Hampton	61 55	146	A	Troy	83 80
												168	H	Florida	68 58
												246	A	N.C. A&T	59 56
												249	H	Bethune-Cookman	52 59
												266	H	Jacksonville	41 45
												301	H	Alabama St.	71 62
												329	A	UMES	50 61
												340	A	N.C. Central	82 61
												346	A	Delaware St.	76 45
LAST 12 Division I GAMES:															
140	N	Hartford	55 59	266	H	Jacksonville	41 45								
85	H	Hampton	61 55	70	A	Fordham	53 63								
346	A	Delaware St.	76 45	14	A	Florida St.	51 97								
329	A	UMES	50 61	135	A	Auburn	56 62								
340	A	N.C. Central	82 61	10	A	South Carolina	49 111								
246	A	N.C. A&T	59 56	249	H	Bethune-Cookman	52 59								

Non-Div I Games: Columbia (SC) 106 60 Allen 95 47

Savannah St.

Average RPI Win:	319	WON-LOST	WINNING	LAST 10	STRENGTH OF	OPP. STRENGTH	TEAM	ADJ.	CONF.	ADJ CONF.
Average RPI Loss:	134	RECORD	PCT. RANK	GAMES	SCHEDULE	OF SCHEDULE	RPI	RPI	RPI	RPI
DIV. I ONLY	6- 14	278	4- 6	279	211	313	313	31	31	
DIV. I NON-CONF.	3- 12	295	1- 6	206	172	317	317	32	32	
TOTALS	RPI 1-25	RPI 26-50	W-L RECORDS	RPI 51-100	RPI 101-150	RPI 150+				
6- 14	0- 1	0- 1	OVERALL	0- 3	0- 2	6- 7				
6- 8	0- 1	0- 0	HOME	0- 2	0- 2	6- 3				
0- 6	0- 0	0- 1	AWAY	0- 1	0- 0	0- 4				
0- 0	0- 0	0- 0	NEUTRAL	0- 0	0- 0	0- 0				
3- 12	0- 1	0- 1	NON-CONFERENCE	0- 3	0- 2	3- 5				
3- 8	0- 1	0- 0	HOME	0- 2	0- 2	3- 3				
0- 4	0- 0	0- 1	AWAY	0- 1	0- 0	0- 2				
0- 0	0- 0	0- 0	NEUTRAL	0- 0	0- 0	0- 0				
3- 2	0- 0	0- 0	CONFERENCE	0- 0	0- 0	3- 2				
3- 0	0- 0	0- 0	HOME	0- 0	0- 0	3- 0				
0- 2	0- 0	0- 0	AWAY	0- 0	0- 0	0- 2				
0- 0	0- 0	0- 0	NEUTRAL	0- 0	0- 0	0- 0				

RPI	S	Opponent	Score	RPI	S	Opponent	Score	RPI	S	Opponent	Score	RPI	S	Opponent	Score	Team's RPI: 313
23	H	Washington	69 102	49	A	Washington St.	62 82	59	A	Long Beach St.	73 85	122	H	Montana	64 70	
								78	H	San Diego	54 59	142	H	San Francisco	56 67	
								99	H	CSUN	63 86	151	A	New Mexico St.	66 76	
												154	A	Oregon	44 70	
												170	A	Tex.-Pan American	58 80	
												179	H	Idaho	50 65	
												201	H	Cal St. Fullerton	59 66	
												212	A	Montana St.	61 74	
												239	H	Idaho St.	55 63	
												279	H	Portland St.	54 47	
												295	H	Loyola Marymount	62 57	
												317	H	Utah Valley	73 58	
												336	H	UC Santa Barbara	66 46	
												342	H	Chicago St.	75 51	
												343	H	UMKC	60 46	
LAST 12 Division I GAMES:																
343	H	UMKC	60 46	99	H	CSUN	63 86	336	H	UC Santa Barbara	66 46	154	A	Oregon	44 70	
342	H	Chicago St.	75 51	239	H	Idaho St.	55 63	122	H	Montana	64 70	142	H	San Francisco	56 67	
151	A	New Mexico St.	66 76	170	A	Tex.-Pan American	58 80	201	H	Cal St. Fullerton	59 66					

Non-Div I Games:

Seattle

■ Loss, 
■ Non-Conf, 
■ S Site, 
■ H Home 
■ A Away 
N Neutral



Average RPI Win: <b>165</b>	WON-LOST	WINNING	LAST 10	STRENGTH OF	OPP. STRENGTH	TEAM	ADJ.	CONF.	ADJ CONF.
Average RPI Loss: <b>63</b>	RECORD	PCT. RANK	GAMES	SCHEDULE	OF SCHEDULE	RPI	RPI	RPI	RPI
DIV. I ONLY	19- 2	7	9- 1	190	65	39	39	9	9
DIV. I NON-CONF.	11- 1	11	4- 0	207	72	38	38	9	9
TOTALS	RPI 1-25	RPI 26-50	W-L RECORDS	RPI 51-100	RPI 101-150	RPI 150+			
19- 2	0- 0	1- 0	OVERALL	6- 2	2- 0	10- 0			
13- 0	0- 0	1- 0	HOME	3- 0	2- 0	7- 0			
6- 2	0- 0	0- 0	AWAY	3- 2	0- 0	3- 0			
0- 0	0- 0	0- 0	NEUTRAL	0- 0	0- 0	0- 0			
11- 1	0- 0	1- 0	NON-CONFERENCE	2- 1	2- 0	6- 0			
9- 0	0- 0	1- 0	HOME	1- 0	2- 0	5- 0			
2- 1	0- 0	0- 0	AWAY	1- 1	0- 0	1- 0			
0- 0	0- 0	0- 0	NEUTRAL	0- 0	0- 0	0- 0			
8- 1	0- 0	0- 0	CONFERENCE	4- 1	0- 0	4- 0			
4- 0	0- 0	0- 0	HOME	2- 0	0- 0	2- 0			
4- 1	0- 0	0- 0	AWAY	2- 1	0- 0	2- 0			
0- 0	0- 0	0- 0	NEUTRAL	0- 0	0- 0	0- 0			

RPI S	Opponent	Score	RPI S	Opponent	Score	RPI S	Opponent	Score	RPI S	Opponent	Score
			32	H Georgia	70 51	61	A West Virginia	87 89	109	H Kennesaw St.	77 74
						64	A St. John's (NY)	50 59	118	H Saint Joseph's	77 60
						70	A Fordham	56 43	162	H Lafayette	80 63
						75	H Illinois	82 72	167	H Xavier	78 54
						80	H DePaul	107 87	172	H Fairfield	79 47
						86	A Villanova	59 56	197	A Penn St.	75 70
						93	H Butler	70 65	218	A Providence	68 67
						94	A Creighton	79 74	264	A Georgetown	99 85
									265	H NJIT	74 62
									273	H Marquette	88 58
									315	H Rider	66 47
									344	H Saint Peter's	75 45
LAST 12 Division I GAMES:											
264	A	Georgetown	99	85	64	A	St. John's (NY)	50	59		
86	A	Villanova	59	56	93	H	Butler	70	65		
80	H	DePaul	107	87	32	H	Georgia	70	51		
273	H	Marquette	88	58	265	H	NJIT	74	62		
218	A	Providence	68	67	172	H	Fairfield	79	47		
167	H	Xavier	78	54	75	H	Illinois	82	72		

Non-Div I Games:

Seton Hall

Average RPI Win:	259	WON-LOST	WINNING	LAST 10	STRENGTH OF	OPP. STRENGTH	TEAM	ADJ.	CONF.	ADJ CONF.
Average RPI Loss:	109	RECORD	PCT. RANK	GAMES	SCHEDULE	OF SCHEDULE	RPI	RPI	RPI	RPI
DIV. I ONLY	12- 7	93	7- 3	263	252	165	165	24	24	
DIV. I NON-CONF.	7- 2	47	4- 0	245	312	110	110	23	23	
TOTALS	RPI 1-25	RPI 26-50	W-L RECORDS	RPI 51-100	RPI 101-150	RPI 150+				
12- 7	0- 0	0- 1	OVERALL	0- 2	1- 2	11- 2				
4- 4	0- 0	0- 0	HOME	0- 1	1- 1	3- 2				
8- 2	0- 0	0- 1	AWAY	0- 0	0- 1	8- 0				
0- 1	0- 0	0- 0	NEUTRAL	0- 1	0- 0	0- 0				
7- 2	0- 0	0- 0	NON-CONFERENCE	0- 2	1- 0	6- 0				
3- 1	0- 0	0- 0	HOME	0- 1	1- 0	2- 0				
4- 0	0- 0	0- 0	AWAY	0- 0	0- 0	4- 0				
0- 1	0- 0	0- 0	NEUTRAL	0- 1	0- 0	0- 0				
5- 5	0- 0	0- 1	CONFERENCE	0- 0	0- 2	5- 2				
1- 3	0- 0	0- 0	HOME	0- 0	0- 1	1- 2				
4- 2	0- 0	0- 1	AWAY	0- 0	0- 1	4- 0				
0- 0	0- 0	0- 0	NEUTRAL	0- 0	0- 0	0- 0				

RPI	S	Opponent	Score	RPI	S	Opponent	Score	RPI	S	Opponent	Score	RPI	S	Opponent	Score	Team's RPI: 165
34	A	Quinnipiac	65 78	65	N	Akron	74 90	124	A	Marist	58 65	124	H	Marist	46 56	
				71	H	Albany (NY)	57 76	150	H	Central Conn. St.	79 57	172	H	Fairfield	55 60	
								175	H	Iona	50 79	180	A	Buffalo	58 50	
								221	A	Monmouth	54 52	226	A	Sacred Heart	75 65	
								234	A	Niagara	56 52	247	A	Canisius	71 70	
								271	H	Colgate	80 68	291	A	Binghamton	62 53	
								302	H	Manhattan	59 51	314	A	Denver	78 62	
								327	H	Fairleigh Dickinson	72 63	344	A	Saint Peter's	65 40	
LAST 12 Division I GAMES:																
302	H	Manhattan	59 51	344	A	Saint Peter's	65 40	124	H	Marist	46 56					
221	A	Monmouth	54 52	327	H	Fairleigh Dickinson	72 63	271	H	Colgate	80 68					
124	A	Marist	58 65	291	A	Binghamton	62 53	226	A	Sacred Heart	75 65					
175	H	Iona	50 79													
247	A	Canisius	71 70													
234	A	Niagara	56 52													

Non-Div I Games:

Siena

Average RPI Win:	301	WON-LOST	WINNING	LAST 10	STRENGTH OF	OPP. STRENGTH	TEAM	ADJ.	CONF.	ADJ CONF.
Average RPI Loss:	163	RECORD	PCT. RANK	GAMES	SCHEDULE	OF SCHEDULE	RPI	RPI	RPI	RPI
DIV. I ONLY	1- 15	342	0- 10	127	302	320	320	16	16	
DIV. I NON-CONF.	1- 6	316	0- 3	192	348	330	330	16	16	
TOTALS	RPI 1-25	RPI 26-50	W-L RECORDS	RPI 51-100	RPI 101-150	RPI 150+				
1- 15	0- 0	0- 2	OVERALL	0- 2	0- 5	1- 6				
1- 6	0- 0	0- 1	HOME	0- 1	0- 2	1- 2				
0- 9	0- 0	0- 1	AWAY	0- 1	0- 3	0- 4				
0- 0	0- 0	0- 0	NEUTRAL	0- 0	0- 0	0- 0				
1- 6	0- 0	0- 0	NON-CONFERENCE	0- 1	0- 1	1- 4				
1- 2	0- 0	0- 0	HOME	0- 0	0- 1	1- 1				
0- 4	0- 0	0- 0	AWAY	0- 1	0- 0	0- 3				
0- 0	0- 0	0- 0	NEUTRAL	0- 0	0- 0	0- 0				
0- 9	0- 0	0- 2	CONFERENCE	0- 1	0- 4	0- 2				
0- 4	0- 0	0- 1	HOME	0- 1	0- 1	0- 1				
0- 5	0- 0	0- 1	AWAY	0- 0	0- 3	0- 1				
0- 0	0- 0	0- 0	NEUTRAL	0- 0	0- 0	0- 0				

RPI S	Opponent	Score	RPI S	Opponent	Score	RPI S	Opponent	Score	RPI S	Opponent	Score	Team's RPI: 320
46	A UALR	37 71	46	H UALR	34 56	72	H Arkansas St.	50 62	115	H Indiana St.	53 74	
						91	A Ole Miss	48 88	139	A La.-Lafayette	58 65	
									145	A Texas St.	42 63	
									147	A Appalachian St.	59 70	
									147	H Appalachian St.	63 67	
									152	H Southern Miss.	53 64	
									237	A Nicholls St.	62 66	
									242	A UAB	43 73	
									248	A Texas-Arlington	49 59	
									286	H Ga. Southern	53 67	
									301	H Alabama St.	64 61	
									331	A Tennessee Tech	66 70	
LAST 12 Division I GAMES:												
147	A Appalachian St.	59 70	46	A UALR	37 71							
46	H UALR	34 56	248	A Texas-Arlington	49 59							
139	A La.-Lafayette	58 65	72	H Arkansas St.	50 62							
145	A Texas St.	42 63	242	A UAB	43 73							
286	H Ga. Southern	53 67	331	A Tennessee Tech	66 70							
147	H Appalachian St.	63 67	91	A Ole Miss	48 88							

Non-Div I Games: Mobile 71 67 Spring Hill 69 42

South Ala.

South Carolina

Through Games Of Jan. 25, 2015

Average RPI Win:	128	WON-LOST	WINNING	LAST 10	STRENGTH OF	OPP. STRENGTH	TEAM	ADJ.	CONF.	ADJ CONF.
Average RPI Loss:	0	RECORD	PCT. RANK	GAMES	SCHEDULE	OF SCHEDULE	RPI	RPI	RPI	RPI
DIV. I ONLY	18- 0	1	10- 0	85	20	10	10	3	3	
DIV. I NON-CONF.	12- 0	1	6- 0	146	18	11	11	5	5	
TOTALS	RPI 1-25	RPI 26-50	W-L RECORDS	RPI 51-100	RPI 101-150	RPI 150+				
18- 0	2- 0	1- 0	OVERALL	3- 0	6- 0	6- 0				
8- 0	1- 0	0- 0	HOME	1- 0	2- 0	4- 0				
6- 0	1- 0	0- 0	AWAY	2- 0	1- 0	2- 0				
4- 0	0- 0	1- 0	NEUTRAL	0- 0	3- 0	0- 0				
12- 0	1- 0	1- 0	NON-CONFERENCE	2- 0	4- 0	4- 0				
6- 0	0- 0	0- 0	HOME	1- 0	1- 0	4- 0				
2- 0	1- 0	0- 0	AWAY	1- 0	0- 0	0- 0				
4- 0	0- 0	1- 0	NEUTRAL	0- 0	3- 0	0- 0				
6- 0	1- 0	0- 0	CONFERENCE	1- 0	2- 0	2- 0				
2- 0	1- 0	0- 0	HOME	0- 0	1- 0	0- 0				
4- 0	0- 0	0- 0	AWAY	1- 0	1- 0	2- 0				
0- 0	0- 0	0- 0	NEUTRAL	0- 0	0- 0	0- 0				

RPI	S	Opponent	Score	RPI	S	Opponent	Score	RPI	S	Opponent	Score	RPI	S	Opponent	Score
8	H	Kentucky	68 60	40	N	Syracuse	67 63	76	A	LSU	75 51	104	N	Central Mich.	80 45
16	A	Duke	51 50					77	H	Southern California	70 61	107	N	Liberty	84 44
								85	A	Hampton	69 49	113	H	Clemson	99 41
												128	N	Wisconsin	67 44
												133	A	Missouri	60 49
												135	H	Auburn	77 58
												160	A	Alabama	102 59
												168	A	Florida	77 42
												184	H	Savannah St.	111 49
												196	H	Charlotte	82 61
												229	H	San Diego St.	89 38
												340	H	N.C. Central	90 26
LAST 12 Division I GAMES:															
168	A	Florida	77 42	107	N	Liberty	84 44								
133	A	Missouri	60 49	104	N	Central Mich.	80 45								
8	H	Kentucky	68 60	85	A	Hampton	69 49								
160	A	Alabama	102 59	184	H	Savannah St.	111 49								
76	A	LSU	75 51	16	A	Duke	51 50								
135	H	Auburn	77 58	196	H	Charlotte	82 61								

Non-Div I Games:

South Carolina

Loss, Non-Conf, S Site, H Home A Away N Neutral

Average RPI Win:	285	WON-LOST	WINNING	LAST 10	STRENGTH OF	OPP. STRENGTH	TEAM	ADJ.	CONF.	ADJ CONF.
Average RPI Loss:	239	RECORD	PCT. RANK	GAMES	SCHEDULE	OF SCHEDULE	RPI	RPI	RPI	RPI
DIV. I ONLY	9- 7	135	6- 4	349	329	282	282	32	32	
DIV. I NON-CONF.	5- 4	139	3- 3	339	236	259	259	30	30	
TOTALS	RPI 1-25	RPI 26-50	W-L RECORDS	RPI 51-100	RPI 101-150	RPI 150+				
9- 7	0- 0	0- 0	OVERALL	0- 0	0- 2	9- 5				
6- 2	0- 0	0- 0	HOME	0- 0	0- 1	6- 1				
3- 5	0- 0	0- 0	AWAY	0- 0	0- 1	3- 4				
0- 0	0- 0	0- 0	NEUTRAL	0- 0	0- 0	0- 0				
5- 4	0- 0	0- 0	NON-CONFERENCE	0- 0	0- 2	5- 2				
4- 1	0- 0	0- 0	HOME	0- 0	0- 1	4- 0				
1- 3	0- 0	0- 0	AWAY	0- 0	0- 1	1- 2				
0- 0	0- 0	0- 0	NEUTRAL	0- 0	0- 0	0- 0				
4- 3	0- 0	0- 0	CONFERENCE	0- 0	0- 0	4- 3				
2- 1	0- 0	0- 0	HOME	0- 0	0- 0	2- 1				
2- 2	0- 0	0- 0	AWAY	0- 0	0- 0	2- 2				
0- 0	0- 0	0- 0	NEUTRAL	0- 0	0- 0	0- 0				

RPI 1-25			RPI 26-50			RPI 51-100			RPI 101+			Team's RPI: 282
RPI	S	Opponent	Score	RPI	S	Opponent	Score	RPI	S	Opponent	Score	
								103	H	Furman	46	65
								113	A	Clemson	57	66
								199	H	Jacksonville St.	55	52
								225	H	USC Upstate	60	50
								240	A	Presbyterian	33	46
								246	A	N.C. A&T	48	59
								249	H	Bethune-Cookman	68	61
								259	H	Col. of Charleston	60	51
								294	A	UNC Greensboro	50	70
								300	H	Norfolk St.	79	75
								322	A	Wofford	59	53
								329	A	UMES	64	59
								335	H	Alabama A&M	69	62
								337	H	Florida A&M	50	55
								340	A	N.C. Central	54	56
								346	A	Delaware St.	65	60
LAST 12 Division I GAMES:												
300	H	Norfolk St.	79	75	259	H	Col. of Charleston	60	51			
329	A	UMES	64	59	113	A	Clemson	57	66			
346	A	Delaware St.	65	60	199	H	Jacksonville St.	55	52			
246	A	N.C. A&T	48	59	335	H	Alabama A&M	69	62			
340	A	N.C. Central	54	56	294	A	UNC Greensboro	50	70			
103	H	Furman	46	65	249	H	Bethune-Cookman	68	61			

Non-Div I Games: Columbia (SC) 97 55 Allen 103 55

South Carolina St.

■ Loss, 
 ■ Non-Conf, 
 ■ S Site, 
 ■ H Home 
 ■ A Away 
 N Neutral

# South Dakota

Through Games Of Jan. 25, 2015

Average RPI Win:	212	WON-LOST	WINNING	LAST 10	STRENGTH OF	OPP. STRENGTH	TEAM	ADJ.	CONF.	ADJ CONF.
Average RPI Loss:	117	RECORD	PCT. RANK	GAMES	SCHEDULE	OF SCHEDULE	RPI	RPI	RPI	RPI
DIV. I ONLY	14- 5	49	7- 3	223	129	74	74	25	25	
DIV. I NON-CONF.	9- 3	60	3- 1	195	52	66	66	25	25	
TOTALS	RPI 1-25	RPI 26-50	W-L RECORDS	RPI 51-100	RPI 101-150	RPI 150+				
14- 5	0- 1	0- 1	OVERALL	2- 1	2- 0	10- 2				
7- 0	0- 0	0- 0	HOME	1- 0	2- 0	4- 0				
7- 4	0- 1	0- 0	AWAY	1- 1	0- 0	6- 2				
0- 1	0- 0	0- 1	NEUTRAL	0- 0	0- 0	0- 0				
9- 3	0- 1	0- 1	NON-CONFERENCE	1- 1	2- 0	6- 0				
5- 0	0- 0	0- 0	HOME	0- 0	2- 0	3- 0				
4- 2	0- 1	0- 0	AWAY	1- 1	0- 0	3- 0				
0- 1	0- 0	0- 1	NEUTRAL	0- 0	0- 0	0- 0				
5- 2	0- 0	0- 0	CONFERENCE	1- 0	0- 0	4- 2				
2- 0	0- 0	0- 0	HOME	1- 0	0- 0	1- 0				
3- 2	0- 0	0- 0	AWAY	0- 0	0- 0	3- 2				
0- 0	0- 0	0- 0	NEUTRAL	0- 0	0- 0	0- 0				

RPI S	Opponent	Score	RPI S	Opponent	Score	RPI S	Opponent	Score	RPI S	Opponent	Score
23 A	Washington	82 96	33 N	Chattanooga	54 67	67 H	South Dakota St.	82 78	108 H	North Dakota	86 81
						82 A	Kansas	60 68	114 H	UNI	85 77
						83 A	Drake	83 78	191 A	UTSA	76 69
									194 A	Oral Roberts	65 81
									201 H	Cal St. Fullerton	86 50
									235 H	North Dakota St.	84 69
									244 A	Western Ill.	101 87
									253 A	IUPUI	43 68
									269 H	Valparaiso	81 62
									273 A	Marquette	69 65
									279 A	Portland St.	86 57
									281 H	UC Irvine	96 52
									309 A	IPFW	73 72
									319 A	Omaha	64 48
LAST 12 Division I GAMES:											
253 A	IUPUI	43 68	319 A	Omaha	64 48						
309 A	IPFW	73 72	33 N	Chattanooga	54 67						
67 H	South Dakota St.	82 78	191 A	UTSA	76 69						
235 H	North Dakota St.	84 69	108 H	North Dakota	86 81						
244 A	Western Ill.	101 87	269 H	Valparaiso	81 62						
194 A	Oral Roberts	65 81	201 H	Cal St. Fullerton	86 50						

Non-Div I Games: St. Mary (KS) 115 51

South Dakota

Loss, Non-Conf, S Site, H Home A Away N Neutral

Average RPI Win:	194	WON-LOST	WINNING	LAST 10	STRENGTH OF	OPP. STRENGTH	TEAM	ADJ.	CONF.	ADJ CONF.
Average RPI Loss:	125	RECORD	PCT. RANK	GAMES	SCHEDULE	OF SCHEDULE	RPI	RPI	RPI	RPI
DIV. I ONLY	13- 7	83	1- 0	90	205	67	67	25	25	
DIV. I NON-CONF.	9- 4	84	1- 0	32	121	37	37	25	25	
TOTALS	RPI 1-25	RPI 26-50	W-L RECORDS	RPI 51-100	RPI 101-150	RPI 150+				
13- 7	0- 1	2- 0	OVERALL	2- 3	1- 1	8- 2				
6- 2	0- 1	2- 0	HOME	1- 1	0- 0	3- 0				
6- 5	0- 0	0- 0	AWAY	1- 2	1- 1	4- 2				
1- 0	0- 0	0- 0	NEUTRAL	0- 0	0- 0	1- 0				
9- 4	0- 1	2- 0	NON-CONFERENCE	2- 2	1- 1	4- 0				
4- 2	0- 1	2- 0	HOME	1- 1	0- 0	1- 0				
4- 2	0- 0	0- 0	AWAY	1- 1	1- 1	2- 0				
1- 0	0- 0	0- 0	NEUTRAL	0- 0	0- 0	1- 0				
4- 3	0- 0	0- 0	CONFERENCE	0- 1	0- 0	4- 2				
2- 0	0- 0	0- 0	HOME	0- 0	0- 0	2- 0				
2- 3	0- 0	0- 0	AWAY	0- 1	0- 0	2- 2				
0- 0	0- 0	0- 0	NEUTRAL	0- 0	0- 0	0- 0				

RPI 1-25				RPI 26-50				RPI 51-100 Team's RPI: 67				RPI 101+			
RPI	S	Opponent	Score	RPI	S	Opponent	Score	RPI	S	Opponent	Score	RPI	S	Opponent	Score
17	H	Green Bay	75 77	46	H	UALR	67 42	54	A	Arkansas	80 75	114	A	UNI	74 60
				48	H	Middle Tenn.	65 61	60	H	BYU	75 65	124	A	Marist	64 82
								74	A	South Dakota	78 82	186	A	Northern Colo.	71 48
								80	A	DePaul	62 84	235	A	North Dakota St.	78 83
								94	H	Creighton	81 88	244	A	Western Ill.	74 61
												253	A	IUPUI	67 68
												272	A	UNLV	65 59
												276	N	Northern Ill.	55 42
												278	H	Sam Houston St.	60 49
												309	A	IPFW	65 64
												314	H	Denver	85 44
												319	H	Omaha	101 66
LAST 12 Division I GAMES:															
272	A	UNLV	65 59	235	A	North Dakota St.	78 83								
244	A	Western Ill.	74 61	314	H	Denver	85 44								
74	A	South Dakota	78 82	114	A	UNI	74 60								
319	H	Omaha	101 66	124	A	Marist	64 82								
253	A	IUPUI	67 68	46	H	UALR	67 42								
309	A	IPFW	65 64	48	H	Middle Tenn.	65 61								

Non-Div I Games:

South Dakota St.

■ Loss, 
 ■ Non-Conf, S Site, 
 ■ Home 
 ■ Away 
 N Neutral

Average RPI Win:	139	WON-LOST	WINNING	LAST 10	STRENGTH OF	OPP. STRENGTH	TEAM	ADJ.	CONF.	ADJ CONF.
Average RPI Loss:	21	RECORD	PCT. RANK	GAMES	SCHEDULE	OF SCHEDULE	RPI	RPI	RPI	RPI
DIV. I ONLY	16- 4	31	9- 1	21	38	15	15	7	7	
DIV. I NON-CONF.	9- 3	60	3- 1	20	13	27	27	8	8	
TOTALS	RPI 1-25	RPI 26-50	W-L RECORDS	RPI 51-100	RPI 101-150	RPI 150+				
16- 4	1- 3	4- 0	OVERALL	3- 1	1- 0	7- 0				
8- 1	0- 0	2- 0	HOME	1- 1	1- 0	4- 0				
5- 2	0- 2	2- 0	AWAY	0- 0	0- 0	3- 0				
3- 1	1- 1	0- 0	NEUTRAL	2- 0	0- 0	0- 0				
9- 3	1- 2	2- 0	NON-CONFERENCE	2- 1	0- 0	4- 0				
4- 1	0- 0	1- 0	HOME	0- 1	0- 0	3- 0				
2- 1	0- 1	1- 0	AWAY	0- 0	0- 0	1- 0				
3- 1	1- 1	0- 0	NEUTRAL	2- 0	0- 0	0- 0				
7- 1	0- 1	2- 0	CONFERENCE	1- 0	1- 0	3- 0				
4- 0	0- 0	1- 0	HOME	1- 0	1- 0	1- 0				
3- 1	0- 1	1- 0	AWAY	0- 0	0- 0	2- 0				
0- 0	0- 0	0- 0	NEUTRAL	0- 0	0- 0	0- 0				

RPI 1-25				Team's RPI: 15		RPI 26-50				RPI 51-100				RPI 101+			
RPI	S	Opponent	Score	RPI	S	Opponent	Score	RPI	S	Opponent	Score	RPI	S	Opponent	Score		
4	A	Maryland	67 85	33	A	Chattanooga	59 57	64	H	St. John's (NY)	52 55	149	H	Memphis	72 39		
6	A	UConn	50 92	43	A	Tulane	53 40	75	N	Illinois	67 61	174	A	Temple	70 58		
8	N	Kentucky	57 61	43	H	Tulane	64 45	86	N	Villanova	57 56	186	H	Northern Colo.	84 43		
22	N	Oklahoma	83 68	44	H	Stetson	78 62	87	H	East Carolina	69 62	197	A	Penn St.	90 87		



Average RPI Win:	311	WON-LOST	WINNING	LAST 10	STRENGTH OF	OPP. STRENGTH	TEAM	ADJ.	CONF.	ADJ CONF.
Average RPI Loss:	186	RECORD	PCT. RANK	GAMES	SCHEDULE	OF SCHEDULE	RPI	RPI	RPI	RPI
DIV. I ONLY	6- 13	271	1- 7	315	321	304	304	26	26	
DIV. I NON-CONF.	5- 6	177	1- 1	329	301	260	260	26	26	
TOTALS	RPI 1-25	RPI 26-50	W-L RECORDS	RPI 51-100	RPI 101-150	RPI 150+				
6- 13	0- 0	0- 0	OVERALL	0- 1	0- 2	6- 10				
2- 5	0- 0	0- 0	HOME	0- 0	0- 0	2- 5				
3- 7	0- 0	0- 0	AWAY	0- 1	0- 2	3- 4				
1- 1	0- 0	0- 0	NEUTRAL	0- 0	0- 0	1- 1				
5- 6	0- 0	0- 0	NON-CONFERENCE	0- 1	0- 2	5- 3				
1- 2	0- 0	0- 0	HOME	0- 0	0- 0	1- 2				
3- 3	0- 0	0- 0	AWAY	0- 1	0- 2	3- 0				
1- 1	0- 0	0- 0	NEUTRAL	0- 0	0- 0	1- 1				
1- 7	0- 0	0- 0	CONFERENCE	0- 0	0- 0	1- 7				
1- 3	0- 0	0- 0	HOME	0- 0	0- 0	1- 3				
0- 4	0- 0	0- 0	AWAY	0- 0	0- 0	0- 4				
0- 0	0- 0	0- 0	NEUTRAL	0- 0	0- 0	0- 0				

RPI 1-25			RPI 26-50			RPI 51-100			RPI 101+			Team's RPI: 304
RPI	S	Opponent	Score	RPI	S	Opponent	Score	RPI	S	Opponent	Score	
						91 A Ole Miss	57 58	133 A Missouri		42 88		
								143 A Southern Ill.		62 78		
								171 H Saint Louis		56 74		
								179 N Idaho		62 78		
								181 A Belmont		39 62		
								183 A UT Martin		55 96		
								198 H SIUE		48 60		
								199 A Jacksonville St.		34 70		
								215 H Morehead St.		59 64		
								233 A Tennessee St.		55 62		
								244 H Western Ill.		62 79		
								250 H Eastern Ky.		54 57		
								258 N Detroit		61 51		
								275 A Central Ark.		48 46		
								323 A Bradley		70 65		
								331 H Tennessee Tech		68 66		
								335 H Alabama A&M		66 38		
								343 A UMKC		65 50		
LAST 12 Division I GAMES:												
183 A		UT Martin	55 96	233 A		Tennessee St.	55 62					
198 H		SIUE	48 60	181 A		Belmont	39 62					
331 H		Tennessee Tech	68 66	179 N		Idaho	62 78					
199 A		Jacksonville St.	34 70	258 N		Detroit	61 51					
250 H		Eastern Ky.	54 57	343 A		UMKC	65 50					
215 H		Morehead St.	59 64	275 A		Central Ark.	48 46					

Non-Div I Games: Ill.-Springfield 73 56 William Woods 77 40

Southeast Mo. St.

Loss, Non-Conf, S Site, H Home A Away N Neutral

Average RPI Win:	<b>298</b>	WON-LOST	WINNING	LAST 10	STRENGTH OF	OPP. STRENGTH	TEAM	ADJ.	CONF.	ADJ CONF.
Average RPI Loss:	<b>155</b>	RECORD	PCT. RANK	GAMES	SCHEDULE	OF SCHEDULE	RPI	RPI	RPI	RPI
DIV. I ONLY	<b>4- 11</b>	<b>289</b>	<b>3- 7</b>	<b>182</b>	<b>301</b>	<b>283</b>	<b>283</b>	<b>29</b>	<b>29</b>	
DIV. I NON-CONF.	<b>2- 7</b>	<b>290</b>	<b>1- 4</b>	<b>60</b>	<b>202</b>	<b>230</b>	<b>230</b>	<b>28</b>	<b>28</b>	
TOTALS	RPI 1-25	RPI 26-50	W-L RECORDS	RPI 51-100	RPI 101-150	RPI 150+				
4- 11	0- 0	0- 2	OVERALL	0- 2	0- 3	4- 4				
4- 2	0- 0	0- 0	HOME	0- 0	0- 1	4- 1				
0- 9	0- 0	0- 2	AWAY	0- 2	0- 2	0- 3				
0- 0	0- 0	0- 0	NEUTRAL	0- 0	0- 0	0- 0				
2- 7	0- 0	0- 2	NON-CONFERENCE	0- 2	0- 3	2- 0				
2- 1	0- 0	0- 0	HOME	0- 0	0- 1	2- 0				
0- 6	0- 0	0- 2	AWAY	0- 2	0- 2	0- 0				
0- 0	0- 0	0- 0	NEUTRAL	0- 0	0- 0	0- 0				
2- 4	0- 0	0- 0	CONFERENCE	0- 0	0- 0	2- 4				
2- 1	0- 0	0- 0	HOME	0- 0	0- 0	2- 1				
0- 3	0- 0	0- 0	AWAY	0- 0	0- 0	0- 3				
0- 0	0- 0	0- 0	NEUTRAL	0- 0	0- 0	0- 0				

RPI 1-25				RPI 26-50				RPI 51-100				RPI 101+ Team's RPI: 283			
RPI	S	Opponent	Score	RPI	S	Opponent	Score	RPI	S	Opponent	Score	RPI	S	Opponent	Score
				31	A	Minnesota	60 109	76	A	LSU	42 75	135	A	Auburn	44 72
				38	A	Mississippi St.	36 97	91	A	Ole Miss	71 79	139	H	La.-Lafayette	60 71
												146	A	Troy	78 80
												200	A	Stephen F. Austin	71 78
												238	A	Lamar	60 83
												278	H	Sam Houston St.	78 76
												284	H	A&M-Corpus Christi	53 74
												288	H	Southern U.	79 76
												290	H	Houston Baptist	67 59
												326	A	Incarnate Word	70 82
												337	H	Florida A&M	69 67
LAST 12 Division I GAMES:															
284	H	A&M-Corpus Christi	53 74	91	A	Ole Miss	71 79								
326	A	Incarnate Word	70 82	337	H	Florida A&M	69 67								
238	A	Lamar	60 83	76	A	LSU	42 75								
290	H	Houston Baptist	67 59	38	A	Mississippi St.	36 97								
278	H	Sam Houston St.	78 76	135	A	Auburn	44 72								
200	A	Stephen F. Austin	71 78	139	H	La.-Lafayette	60 71								

Non-Div I Games: William Carey 62 35 Mobile 74 47

Southeastern La.

■ Loss, 
 ■ Non-Conf, 
 ■ S Site, 
 ■ Home 
 ■ A Away 
 N Neutral

Average RPI Win:	167	WON-LOST	WINNING	LAST 10	STRENGTH OF	OPP. STRENGTH	TEAM	ADJ.	CONF.	ADJ CONF.
Average RPI Loss:	43	RECORD	PCT. RANK	GAMES	SCHEDULE	OF SCHEDULE	RPI	RPI	RPI	RPI
DIV. I ONLY	11- 8	125	4- 6	59	23	77	77	5	5	
DIV. I NON-CONF.	8- 3	71	3- 1	66	97	41	41	3	3	
TOTALS	RPI 1-25	RPI 26-50	W-L RECORDS	RPI 51-100	RPI 101-150	RPI 150+				
11- 8	0- 2	1- 2	OVERALL	3- 4	1- 0	6- 0				
5- 5	0- 1	1- 2	HOME	1- 2	1- 0	2- 0				
5- 3	0- 1	0- 0	AWAY	2- 2	0- 0	3- 0				
1- 0	0- 0	0- 0	NEUTRAL	0- 0	0- 0	1- 0				
8- 3	0- 1	1- 0	NON-CONFERENCE	2- 2	1- 0	4- 0				
4- 1	0- 0	1- 0	HOME	1- 1	1- 0	1- 0				
3- 2	0- 1	0- 0	AWAY	1- 1	0- 0	2- 0				
1- 0	0- 0	0- 0	NEUTRAL	0- 0	0- 0	1- 0				
3- 5	0- 1	0- 2	CONFERENCE	1- 2	0- 0	2- 0				
1- 4	0- 1	0- 2	HOME	0- 1	0- 0	1- 0				
2- 1	0- 0	0- 0	AWAY	1- 1	0- 0	1- 0				
0- 0	0- 0	0- 0	NEUTRAL	0- 0	0- 0	0- 0				

RPI 1-25				RPI 26-50				RPI 51-100 Team's RPI: 77				RPI 101+			
RPI	S	Opponent	Score	RPI	S	Opponent	Score	RPI	S	Opponent	Score	RPI	S	Opponent	Score
7	H	Oregon St.	66 76	28	H	California	53 67	53	A	St. Mary's (CA)	58 64	120	H	Sacramento St.	101 99
10	A	South Carolina	61 70	29	H	Stanford	60 71	59	A	Long Beach St.	90 85	154	H	Oregon	70 54
				35	H	Fresno St.	68 50	63	A	UCLA	60 71	230	A	Utah	46 43
								63	H	UCLA	52 59	232	A	Davidson	99 64
								90	H	Oklahoma St.	62 66	243	A	SMU	64 57
								95	A	Colorado	81 61	278	N	Sam Houston St.	88 67
								99	H	CSUN	85 74	295	H	Loyola Marymount	96 54
LAST 12 Division I GAMES:															
29	H	Stanford	60 71	154	H	Oregon	70 54								
28	H	California	53 67	63	H	UCLA	52 59								
63	A	UCLA	60 71	90	H	Oklahoma St.	62 66								
230	A	Utah	46 43	295	H	Loyola Marymount	96 54								
95	A	Colorado	81 61	120	H	Sacramento St.	101 99								
7	H	Oregon St.	66 76	99	H	CSUN	85 74								

Non-Div I Games:

Southern California

■ Loss, 
 ■ Non-Conf, 
 S Site, 
 ■ Home 
 ■ Away 
 N Neutral

Average RPI Win:	225	WON-LOST	WINNING	LAST 10	STRENGTH OF	OPP. STRENGTH	TEAM	ADJ.	CONF.	ADJ CONF.
Average RPI Loss:	108	RECORD	PCT. RANK	GAMES	SCHEDULE	OF SCHEDULE	RPI	RPI	RPI	RPI
DIV. I ONLY	9- 9	163	3- 7	141	192	143	143	18	18	
DIV. I NON-CONF.	7- 4	107	3- 2	145	227	106	106	15	15	
TOTALS	RPI 1-25	RPI 26-50	W-L RECORDS	RPI 51-100	RPI 101-150	RPI 150+				
9- 9	0- 1	0- 0	OVERALL	0- 3	2- 3	7- 2				
5- 2	0- 0	0- 0	HOME	0- 1	2- 0	3- 1				
4- 5	0- 0	0- 0	AWAY	0- 2	0- 2	4- 1				
0- 2	0- 1	0- 0	NEUTRAL	0- 0	0- 1	0- 0				
7- 4	0- 1	0- 0	NON-CONFERENCE	0- 1	1- 2	6- 0				
4- 1	0- 0	0- 0	HOME	0- 1	1- 0	3- 0				
3- 1	0- 0	0- 0	AWAY	0- 0	0- 1	3- 0				
0- 2	0- 1	0- 0	NEUTRAL	0- 0	0- 1	0- 0				
2- 5	0- 0	0- 0	CONFERENCE	0- 2	1- 1	1- 2				
1- 1	0- 0	0- 0	HOME	0- 0	1- 0	0- 1				
1- 4	0- 0	0- 0	AWAY	0- 2	0- 1	1- 1				
0- 0	0- 0	0- 0	NEUTRAL	0- 0	0- 0	0- 0				

RPI 1-25				RPI 26-50				RPI 51-100				RPI 101+				Team's RPI: 143	
RPI	S	Opponent	Score	RPI	S	Opponent	Score	RPI	S	Opponent	Score	RPI	S	Opponent	Score		
7	N	Oregon St.	55 71					58	A	Wichita St.	61 80	114	A	UNI	70 79		
								75	H	Illinois	42 86	115	H	Indiana St.	65 53		
								83	A	Drake	66 81	122	A	Wright St.	50 70		
												127	N	Toledo	48 64		
												149	H	Memphis	82 75		
												183	A	UT Martin	87 78		
												185	A	Missouri St.	57 61		
												190	H	Mercer	67 52		
												204	H	Evansville	58 63		
												215	A	Morehead St.	75 66		
												241	A	Austin Peay	75 65		
												299	A	Illinois St.	65 56		
												304	H	Southeast Mo. St.	78 62		
												333	H	Murray St.	78 63		
LAST 12 Division I GAMES:																	
				58	A	Wichita St.	61 80	299	A	Illinois St.	65 56						
				185	A	Missouri St.	57 61	215	A	Morehead St.	75 66						
				204	H	Evansville	58 63	127	N	Toledo	48 64						
				115	H	Indiana St.	65 53	7	N	Oregon St.	55 71						
				83	A	Drake	66 81	333	H	Murray St.	78 63						
				114	A	UNI	70 79	241	A	Austin Peay	75 65						

Non-Div I Games:

Southern Ill.

Average RPI Win:	244	WON-LOST	WINNING	LAST 10	STRENGTH OF	OPP. STRENGTH	TEAM	ADJ.	CONF.	ADJ CONF.
Average RPI Loss:	143	RECORD	PCT. RANK	GAMES	SCHEDULE	OF SCHEDULE	RPI	RPI	RPI	RPI
DIV. I ONLY	11- 6	90	6- 4	267	229	152	152	17	17	
DIV. I NON-CONF.	6- 4	132	2- 3	271	240	168	168	18	18	
TOTALS	RPI 1-25	RPI 26-50	W-L RECORDS	RPI 51-100	RPI 101-150	RPI 150+				
11- 6	0- 1	1- 1	OVERALL	0- 1	1- 0	9- 3				
7- 2	0- 0	0- 1	HOME	0- 0	0- 0	7- 1				
4- 4	0- 1	1- 0	AWAY	0- 1	1- 0	2- 2				
0- 0	0- 0	0- 0	NEUTRAL	0- 0	0- 0	0- 0				
6- 4	0- 1	0- 1	NON-CONFERENCE	0- 1	0- 0	6- 1				
4- 1	0- 0	0- 1	HOME	0- 0	0- 0	4- 0				
2- 3	0- 1	0- 0	AWAY	0- 1	0- 0	2- 1				
0- 0	0- 0	0- 0	NEUTRAL	0- 0	0- 0	0- 0				
5- 2	0- 0	1- 0	CONFERENCE	0- 0	1- 0	3- 2				
3- 1	0- 0	0- 0	HOME	0- 0	0- 0	3- 1				
2- 1	0- 0	1- 0	AWAY	0- 0	1- 0	0- 1				
0- 0	0- 0	0- 0	NEUTRAL	0- 0	0- 0	0- 0				

RPI 1-25				RPI 26-50				RPI 51-100				RPI 101+ Team's RPI: 152			
RPI	S	Opponent	Score	RPI	S	Opponent	Score	RPI	S	Opponent	Score	RPI	S	Opponent	Score
21	A	FGCU	62 78	38	H	Mississippi St.	46 73	91	A	Ole Miss	66 68	126	A	Louisiana Tech	79 77
				48	A	Middle Tenn.	77 75					191	H	UTSA	69 60
												202	A	McNeese St.	55 57
												237	A	Nicholls St.	89 57
												241	H	Austin Peay	80 71
												242	A	UAB	49 62
												246	H	N.C. A&T	72 48
												260	H	Rice	65 54
												261	H	UTEP	59 71
												320	A	South Ala.	64 53
												331	H	Tennessee Tech	80 58
												338	H	North Texas	67 55
												345	H	Mississippi Val.	69 51
LAST 12 Division I GAMES:															
338	H	North Texas	67 55	126	A	Louisiana Tech	79 77	237	A	Nicholls St.	89 57	91	A	Ole Miss	66 68
260	H	Rice	65 54	38	H	Mississippi St.	46 73	21	A	FGCU	62 78	331	H	Tennessee Tech	80 58
242	A	UAB	49 62	48	A	Middle Tenn.	77 75								
261	H	UTEP	59 71												
191	H	UTSA	69 60												

Non-Div I Games: William Carey 98 45

Southern Miss.

■ Loss, 
 ■ Non-Conf, S Site, 
 ■ Home 
 ■ Away 
 N Neutral

Average RPI Win:	307	WON-LOST	WINNING	LAST 10	STRENGTH OF	OPP. STRENGTH	TEAM	ADJ.	CONF.	ADJ CONF.
Average RPI Loss:	164	RECORD	PCT. RANK	GAMES	SCHEDULE	OF SCHEDULE	RPI	RPI	RPI	RPI
DIV. I ONLY	6- 10	238	0- 1	342	191	288	288	33	33	
DIV. I NON-CONF.	1- 8	322	0- 1	224	59	318	318	31	31	
TOTALS	RPI 1-25	RPI 26-50	W-L RECORDS	RPI 51-100	RPI 101-150	RPI 150+				
6- 10	0- 1	0- 1	OVERALL	0- 2	0- 0	6- 6				
4- 1	0- 0	0- 0	HOME	0- 0	0- 0	4- 1				
2- 8	0- 1	0- 1	AWAY	0- 2	0- 0	2- 4				
0- 1	0- 0	0- 0	NEUTRAL	0- 0	0- 0	0- 1				
1- 8	0- 1	0- 1	NON-CONFERENCE	0- 2	0- 0	1- 4				
1- 0	0- 0	0- 0	HOME	0- 0	0- 0	1- 0				
0- 7	0- 1	0- 1	AWAY	0- 2	0- 0	0- 3				
0- 1	0- 0	0- 0	NEUTRAL	0- 0	0- 0	0- 1				
5- 2	0- 0	0- 0	CONFERENCE	0- 0	0- 0	5- 2				
3- 1	0- 0	0- 0	HOME	0- 0	0- 0	3- 1				
2- 1	0- 0	0- 0	AWAY	0- 0	0- 0	2- 1				
0- 0	0- 0	0- 0	NEUTRAL	0- 0	0- 0	0- 0				

RPI 1-25				RPI 26-50				RPI 51-100				RPI 101+ Team's RPI: 288			
RPI	S	Opponent	Score	RPI	S	Opponent	Score	RPI	S	Opponent	Score	RPI	S	Opponent	Score
19	A	Texas	42 80	31	A	Minnesota	62 107	75	A	Illinois	42 62	158	A	Arizona	45 56
								91	A	Ole Miss	68 91	168	A	Florida	49 78
												214	H	Prairie View	67 51
												228	H	Texas Southern	48 62
												280	A	Jackson St.	77 61
												283	A	Southeastern La.	76 79
												286	N	Ga. Southern	52 68
												297	A	Grambling	56 57
												330	H	Ark.-Pine Bluff	69 42
												335	A	Alabama A&M	77 55
												337	H	Florida A&M	80 69
												345	H	Mississippi Val.	70 51
LAST 12 Division I GAMES:															
286	N	Ga. Southern	52 68	228	H	Texas Southern	48 62								
335	A	Alabama A&M	77 55	214	H	Prairie View	67 51								
345	H	Mississippi Val.	70 51	168	A	Florida	49 78								
330	H	Ark.-Pine Bluff	69 42	337	H	Florida A&M	80 69								
280	A	Jackson St.	77 61	158	A	Arizona	45 56								
297	A	Grambling	56 57	19	A	Texas	42 80								

Non-Div I Games: Mobile 85 50

Southern U.

■ Loss, 
 ■ Non-Conf, 
 ■ S Site, 
 ■ Home 
 ■ A Away 
 N Neutral

## Southern Utah

Through Games Of Jan. 25, 2015

Average RPI Win:	271	WON-LOST	WINNING	LAST 10	STRENGTH OF	OPP. STRENGTH	TEAM	ADJ.	CONF.	ADJ CONF.
Average RPI Loss:	133	RECORD	PCT. RANK	GAMES	SCHEDULE	OF SCHEDULE	RPI	RPI	RPI	RPI
DIV. I ONLY	9- 6	115	5- 5	296	244	213	213	22	22	
DIV. I NON-CONF.	5- 3	122	2- 2	264	254	171	171	21	21	
TOTALS	RPI 1-25	RPI 26-50	W-L RECORDS	RPI 51-100	RPI 101-150	RPI 150+				
9- 6	0- 0	0- 1	OVERALL	0- 1	1- 2	8- 2				
6- 3	0- 0	0- 0	HOME	0- 0	1- 2	5- 1				
3- 2	0- 0	0- 1	AWAY	0- 0	0- 0	3- 1				
0- 1	0- 0	0- 0	NEUTRAL	0- 1	0- 0	0- 0				
5- 3	0- 0	0- 1	NON-CONFERENCE	0- 1	1- 0	4- 1				
3- 1	0- 0	0- 0	HOME	0- 0	1- 0	2- 1				
2- 1	0- 0	0- 1	AWAY	0- 0	0- 0	2- 0				
0- 1	0- 0	0- 0	NEUTRAL	0- 1	0- 0	0- 0				
4- 3	0- 0	0- 0	CONFERENCE	0- 0	0- 2	4- 1				
3- 2	0- 0	0- 0	HOME	0- 0	0- 2	3- 0				
1- 1	0- 0	0- 0	AWAY	0- 0	0- 0	1- 1				
0- 0	0- 0	0- 0	NEUTRAL	0- 0	0- 0	0- 0				

RPI 1-25			RPI 26-50			RPI 51-100			RPI 101+			Team's RPI: 213
RPI	S	Opponent	Score	RPI	S	Opponent	Score	RPI	S	Opponent	Score	
				45	A	Gonzaga	51 70	96	N	UC Davis	53 76	
								120	H	Sacramento St.	67 69	
								122	H	Montana	37 59	
								131	H	Boise St.	66 64	
								151	H	New Mexico St.	64 81	
								212	H	Montana St.	74 69	
								239	A	Idaho St.	68 61	
								262	A	Weber St.	39 60	
								272	H	UNLV	93 84	
								279	H	Portland St.	86 74	
								317	A	Utah Valley	76 72	
								317	H	Utah Valley	66 61	
								328	H	Northern Ariz.	63 53	
								348	A	Air Force	73 57	
LAST 12 Division I GAMES:												
122	H	Montana	37 59	120	H	Sacramento St.	67 69					
212	H	Montana St.	74 69	279	H	Portland St.	86 74					
262	A	Weber St.	39 60	151	H	New Mexico St.	64 81					
239	A	Idaho St.	68 61	45	A	Gonzaga	51 70					
328	H	Northern Ariz.	63 53	272	H	UNLV	93 84					
317	H	Utah Valley	66 61	96	N	UC Davis	53 76					

Non-Div I Games: N.M. Highlands 82 64 Westminster (UT) 74 72

Southern Utah

Loss, Non-Conf, S Site, H Home A Away N Neutral

St. Bonaventure

Through Games Of Jan. 25, 2015

Average RPI Win:	231	WON-LOST	WINNING	LAST 10	STRENGTH OF	OPP. STRENGTH	TEAM	ADJ.	CONF.	ADJ CONF.
Average RPI Loss:	106	RECORD	PCT. RANK	GAMES	SCHEDULE	OF SCHEDULE	RPI	RPI	RPI	RPI
DIV. I ONLY	11- 9	145	4- 6	233	108	159	159	6	6	
DIV. I NON-CONF.	10- 3	52	4- 1	319	161	99	99	6	6	
TOTALS	RPI 1-25	RPI 26-50	W-L RECORDS	RPI 51-100	RPI 101-150	RPI 150+				
11- 9	0- 1	0- 1	OVERALL	1- 2	0- 3	10- 2				
5- 3	0- 1	0- 0	HOME	0- 1	0- 1	5- 0				
5- 6	0- 0	0- 1	AWAY	0- 1	0- 2	5- 2				
1- 0	0- 0	0- 0	NEUTRAL	1- 0	0- 0	0- 0				
10- 3	0- 0	0- 1	NON-CONFERENCE	1- 0	0- 1	9- 1				
4- 0	0- 0	0- 0	HOME	0- 0	0- 0	4- 0				
5- 3	0- 0	0- 1	AWAY	0- 0	0- 1	5- 1				
1- 0	0- 0	0- 0	NEUTRAL	1- 0	0- 0	0- 0				
1- 6	0- 1	0- 0	CONFERENCE	0- 2	0- 2	1- 1				
1- 3	0- 1	0- 0	HOME	0- 1	0- 1	1- 0				
0- 3	0- 0	0- 0	AWAY	0- 1	0- 1	0- 1				
0- 0	0- 0	0- 0	NEUTRAL	0- 0	0- 0	0- 0				

RPI 1-25				RPI 26-50				RPI 51-100				RPI 101+ Team's RPI: 159			
RPI	S	Opponent	Score	RPI	S	Opponent	Score	RPI	S	Opponent	Score	RPI	S	Opponent	Score
12	H	Dayton	70 86	26	A	James Madison	43 76	62	N	Drexel	43 32	102	H	VCU	51 61
								70	H	Fordham	62 72	118	A	Saint Joseph's	48 66
								98	A	Richmond	61 67	127	A	Toledo	58 64
												163	H	Massachusetts	65 53
												180	A	Buffalo	44 51
												197	A	Penn St.	56 54
												223	A	George Mason	55 68
												234	A	Niagara	72 60
												247	H	Canisius	62 46
												258	A	Detroit	68 56
												263	A	Brown	58 56
												264	A	Georgetown	70 64
												271	H	Colgate	65 49
												291	H	Binghamton	72 54
												294	H	UNC Greensboro	78 60
LAST 12 Division I GAMES:															
118	A	Saint Joseph's	48 66	163	H	Massachusetts	65 53								
102	H	VCU	51 61	264	A	Georgetown	70 64								
12	H	Dayton	70 86	234	A	Niagara	72 60								
223	A	George Mason	55 68	294	H	UNC Greensboro	78 60								
70	H	Fordham	62 72	180	A	Buffalo	44 51								
98	A	Richmond	61 67	263	A	Brown	58 56								

Non-Div I Games:

St. Bonaventure

Loss, Non-Conf, S Site, H Home A Away N Neutral



Average RPI Win: 302		WON-LOST	WINNING	LAST 10	STRENGTH OF	OPP. STRENGTH	TEAM	ADJ.	CONF.	ADJ CONF.
Average RPI Loss: 185		RECORD	PCT. RANK	GAMES	SCHEDULE	OF SCHEDULE	RPI	RPI	RPI	RPI
DIV. I ONLY		5- 14	290	2- 8	327	310	318	318	27	27
DIV. I NON-CONF.		3- 9	281	0- 5	298	264	322	322	27	27
TOTALS		RPI 1-25	RPI 26-50	W-L RECORDS	RPI 51-100	RPI 101-150	RPI 150+			
5- 14	0- 0		0- 0	OVERALL	0- 2	0- 4	5- 8			
1- 5	0- 0		0- 0	HOME	0- 1	0- 1	1- 3			
2- 7	0- 0		0- 0	AWAY	0- 1	0- 1	2- 5			
2- 2	0- 0		0- 0	NEUTRAL	0- 0	0- 2	2- 0			
3- 9	0- 0		0- 0	NON-CONFERENCE	0- 2	0- 3	3- 4			
1- 3	0- 0		0- 0	HOME	0- 1	0- 0	1- 2			
0- 4	0- 0		0- 0	AWAY	0- 1	0- 1	0- 2			
2- 2	0- 0		0- 0	NEUTRAL	0- 0	0- 2	2- 0			
2- 5	0- 0		0- 0	CONFERENCE	0- 0	0- 1	2- 4			
0- 2	0- 0		0- 0	HOME	0- 0	0- 1	0- 1			
2- 3	0- 0		0- 0	AWAY	0- 0	0- 0	2- 3			
0- 0	0- 0		0- 0	NEUTRAL	0- 0	0- 0	0- 0			

RPI 1-25				RPI 26-50				RPI 51-100				RPI 101+ Team's RPI: 318			
RPI	S	Opponent	Score	RPI	S	Opponent	Score	RPI	S	Opponent	Score	RPI	S	Opponent	Score
								66	H	Georgia Tech	59 65	108	N	North Dakota	63 70
								71	A	Albany (NY)	47 90	118	N	Saint Joseph's	42 64
												138	H	Bryant	53 65
												144	A	Army	55 61
												162	H	Lafayette	51 73
												205	H	Stony Brook	57 55
												222	A	Robert Morris	64 67
												222	H	Robert Morris	64 69
												226	A	Sacred Heart	55 71
												256	A	UMass Lowell	62 64
												265	A	NJIT	50 57
												285	A	Mt. St. Mary's	48 56
												311	H	Vermont	61 63
												315	N	Rider	71 60
												321	A	Saint Francis (PA)	70 55
												327	A	Fairleigh Dickinson	72 61
												344	N	Saint Peter's	48 36
LAST 12 Division I GAMES:															
				222	H	Robert Morris	64 69	226	A	Sacred Heart	55 71				
				321	A	Saint Francis (PA)	70 55	256	A	UMass Lowell	62 64				
				222	A	Robert Morris	64 67	66	H	Georgia Tech	59 65				
				327	A	Fairleigh Dickinson	72 61	311	H	Vermont	61 63				
				285	A	Mt. St. Mary's	48 56	144	A	Army	55 61				
				138	H	Bryant	53 65	162	H	Lafayette	51 73				

Non-Div I Games:

St. Francis Brooklyn

Loss, Non-Conf, S Site, H Home A Away N Neutral

Average RPI Win:	180	WON-LOST	WINNING	LAST 10	STRENGTH OF	OPP. STRENGTH	TEAM	ADJ.	CONF.	ADJ CONF.
Average RPI Loss:	76	RECORD	PCT. RANK	GAMES	SCHEDULE	OF SCHEDULE	RPI	RPI	RPI	RPI
DIV. I ONLY	15- 5	43	5- 5	125	92	64	64	9	9	
DIV. I NON-CONF.	9- 2	35	2- 2	115	120	56	56	9	9	
TOTALS	RPI 1-25	RPI 26-50	W-L RECORDS	RPI 51-100	RPI 101-150	RPI 150+				
15- 5	1- 1	1- 0	OVERALL	1- 3	3- 1	9- 0				
9- 3	0- 0	1- 0	HOME	0- 2	1- 1	7- 0				
6- 1	1- 0	0- 0	AWAY	1- 1	2- 0	2- 0				
0- 1	0- 1	0- 0	NEUTRAL	0- 0	0- 0	0- 0				
9- 2	1- 1	0- 0	NON-CONFERENCE	0- 0	3- 1	5- 0				
6- 1	0- 0	0- 0	HOME	0- 0	1- 1	5- 0				
3- 0	1- 0	0- 0	AWAY	0- 0	2- 0	0- 0				
0- 1	0- 1	0- 0	NEUTRAL	0- 0	0- 0	0- 0				
6- 3	0- 0	1- 0	CONFERENCE	1- 3	0- 0	4- 0				
3- 2	0- 0	1- 0	HOME	0- 2	0- 0	2- 0				
3- 1	0- 0	0- 0	AWAY	1- 1	0- 0	2- 0				
0- 0	0- 0	0- 0	NEUTRAL	0- 0	0- 0	0- 0				

RPI 1-25				RPI 26-50				RPI 51-100				RPI 101+			
RPI	S	Opponent	Score	RPI	S	Opponent	Score	RPI	S	Opponent	Score	RPI	S	Opponent	Score
6	N	UConn	54 70	39	H	Seton Hall	59 50	80	H	DePaul	75 84	115	H	Indiana St.	67 73
15	A	South Fla.	55 52					86	A	Villanova	69 81	121	A	Yale	61 50
								93	H	Butler	50 55	124	A	Marist	49 48
								94	A	Creighton	61 38	135	H	Auburn	56 49
												167	H	Xavier	65 42
												168	H	Florida	72 66
												216	H	UCF	62 48
												218	A	Providence	68 52
												264	A	Georgetown	74 57
												265	H	NJIT	66 42
												273	H	Marquette	67 52
												291	H	Binghamton	67 51
												310	H	Wagner	71 49
LAST 12 Division I GAMES:															
86	A	Villanova	69 81	6	N	UConn	54 70								
264	A	Georgetown	74 57	39	H	Seton Hall	59 50								
273	H	Marquette	67 52	218	A	Providence	68 52								
80	H	DePaul	75 84	115	H	Indiana St.	67 73								
94	A	Creighton	61 38	135	H	Auburn	56 49								
93	H	Butler	50 55	265	H	NJIT	66 42								

Non-Div I Games:

St. John's (NY)

## St. Mary's (CA)

Through Games Of Jan. 25, 2015

Average RPI Win:	152	WON-LOST	WINNING	LAST 10	STRENGTH OF	OPP. STRENGTH	TEAM	ADJ.	CONF.	ADJ CONF.
Average RPI Loss:	59	RECORD	PCT. RANK	GAMES	SCHEDULE	OF SCHEDULE	RPI	RPI	RPI	RPI
DIV. I ONLY	14- 6	62	7- 3	60	57	53	53	8	8	
DIV. I NON-CONF.	7- 4	107	1- 2	41	32	52	52	7	7	
TOTALS	RPI 1-25	RPI 26-50	W-L RECORDS	RPI 51-100	RPI 101-150	RPI 150+				
14- 6	1- 1	0- 2	OVERALL	5- 2	2- 1	6- 0				
8- 3	1- 0	0- 1	HOME	2- 1	1- 1	4- 0				
6- 3	0- 1	0- 1	AWAY	3- 1	1- 0	2- 0				
0- 0	0- 0	0- 0	NEUTRAL	0- 0	0- 0	0- 0				
7- 4	1- 1	0- 1	NON-CONFERENCE	3- 1	1- 1	2- 0				
5- 1	1- 0	0- 0	HOME	2- 0	1- 1	1- 0				
2- 3	0- 1	0- 1	AWAY	1- 1	0- 0	1- 0				
0- 0	0- 0	0- 0	NEUTRAL	0- 0	0- 0	0- 0				
7- 2	0- 0	0- 1	CONFERENCE	2- 1	1- 0	4- 0				
3- 2	0- 0	0- 1	HOME	0- 1	0- 0	3- 0				
4- 0	0- 0	0- 0	AWAY	2- 0	1- 0	1- 0				
0- 0	0- 0	0- 0	NEUTRAL	0- 0	0- 0	0- 0				

RPI 1-25				RPI 26-50				RPI 51-100 Team's RPI: 53				RPI 101+			
RPI	S	Opponent	Score	RPI	S	Opponent	Score	RPI	S	Opponent	Score	RPI	S	Opponent	Score
13	A	George Washington	52 70	35	A	Fresno St.	56 60	56	H	Pacific	86 88	105	H	Boston College	72 82
24	H	Iowa St.	67 63	45	H	Gonzaga	42 52	60	A	BYU	61 51	120	H	Sacramento St.	99 91
								77	H	Southern California	64 58	142	A	San Francisco	68 66
								78	A	San Diego	57 56	153	A	Cal Poly	65 64
								96	A	UC Davis	57 55	188	H	Pepperdine	73 68
								99	H	CSUN	73 63	208	A	Santa Clara	62 61
								100	A	Virginia	49 62	254	H	Portland	66 53
												295	H	Loyola Marymount	72 71
												339	H	Howard	80 55
LAST 12 Division I GAMES:															
254	H	Portland	66 53	188	H	Pepperdine	73 68								
45	H	Gonzaga	42 52	142	A	San Francisco	68 66								
60	A	BYU	61 51	208	A	Santa Clara	62 61								
78	A	San Diego	57 56	13	A	George Washington	52 70								
56	H	Pacific	86 88	100	A	Virginia	49 62								
295	H	Loyola Marymount	72 71	153	A	Cal Poly	65 64								

Non-Div I Games:

St. Mary's (CA)

Loss, 
Non-Conf, S Site, 
H Home
A Away 
N Neutral

Average RPI Win:	131	WON-LOST	WINNING	LAST 10	STRENGTH OF	OPP. STRENGTH	TEAM	ADJ.	CONF.	ADJ CONF.
Average RPI Loss:	16	RECORD	PCT. RANK	GAMES	SCHEDULE	OF SCHEDULE	RPI	RPI	RPI	RPI
DIV. I ONLY	15- 5	43	9- 1	34	4	29	29	5	5	
DIV. I NON-CONF.	8- 4	92	2- 2	50	6	49	49	3	3	
TOTALS	RPI 1-25	RPI 26-50	W-L RECORDS	RPI 51-100	RPI 101-150	RPI 150+				
15- 5	2- 4	1- 1	OVERALL	4- 0	2- 0	6- 0				
8- 2	1- 2	0- 0	HOME	2- 0	1- 0	4- 0				
6- 2	1- 1	1- 1	AWAY	2- 0	1- 0	1- 0				
1- 1	0- 1	0- 0	NEUTRAL	0- 0	0- 0	1- 0				
8- 4	1- 3	0- 1	NON-CONFERENCE	1- 0	2- 0	4- 0				
5- 1	1- 1	0- 0	HOME	1- 0	1- 0	2- 0				
2- 2	0- 1	0- 1	AWAY	0- 0	1- 0	1- 0				
1- 1	0- 1	0- 0	NEUTRAL	0- 0	0- 0	1- 0				
7- 1	1- 1	1- 0	CONFERENCE	3- 0	0- 0	2- 0				
3- 1	0- 1	0- 0	HOME	1- 0	0- 0	2- 0				
4- 0	1- 0	1- 0	AWAY	2- 0	0- 0	0- 0				
0- 0	0- 0	0- 0	NEUTRAL	0- 0	0- 0	0- 0				

RPI 1-25				RPI 26-50				Team's RPI: 29				RPI 51-100				RPI 101+			
RPI	S	Opponent	Score	RPI	S	Opponent	Score	RPI	S	Opponent	Score	RPI	S	Opponent	Score	RPI	S	Opponent	Score
3	A	Tennessee	40 59	33	A	Chattanooga	46 54	63	A	UCLA	79 70	105	H	Boston College	96 63				
5	H	Arizona St.	57 60	49	A	Washington St.	86 76	77	A	Southern California	71 60	125	A	Hawaii	86 73				
6	H	UConn	88 86					95	H	Colorado	62 55	158	H	Arizona	77 47				
18	N	North Carolina	54 70					96	H	UC Davis	71 59	182	A	New Mexico	70 65				
19	H	Texas	81 87									208	H	Santa Clara	82 43				
23	A	Washington	60 56									214	N	Prairie View	88 45				
												230	H	Utah	55 44				
												336	H	UC Santa Barbara	90 34				
LAST 12 Division I GAMES:																			
				77	A	Southern California	71 60	230	H	Utah	55 44								
				63	A	UCLA	79 70	95	H	Colorado	62 55								
				5	H	Arizona St.	57 60	336	H	UC Santa Barbara	90 34								
				158	H	Arizona	77 47	96	H	UC Davis	71 59								
				49	A	Washington St.	86 76	3	A	Tennessee	40 59								
				23	A	Washington	60 56	33	A	Chattanooga	46 54								

Non-Div I Games:

Stanford

■ Loss, 
■ Non-Conf, S Site, 
■ Home 
■ Away 
N Neutral

Average RPI Win:	<b>248</b>	WON-LOST	WINNING	LAST 10	STRENGTH OF	OPP. STRENGTH	TEAM	ADJ.	CONF.	ADJ CONF.
Average RPI Loss:	<b>175</b>	RECORD	PCT. RANK	GAMES	SCHEDULE	OF SCHEDULE	RPI	RPI	RPI	RPI
DIV. I ONLY	<b>9- 6</b>	<b>115</b>	<b>6- 3</b>	<b>323</b>	<b>194</b>	<b>200</b>	<b>200</b>	<b>29</b>	<b>29</b>	
DIV. I NON-CONF.	<b>4- 4</b>	<b>158</b>	<b>2- 1</b>	<b>236</b>	<b>88</b>	<b>212</b>	<b>212</b>	<b>28</b>	<b>28</b>	
TOTALS	RPI 1-25	RPI 26-50	W-L RECORDS	RPI 51-100	RPI 101-150	RPI 150+				
9- 6	0- 1	0- 0	OVERALL	0- 0	0- 2	9- 3				
5- 1	0- 0	0- 0	HOME	0- 0	0- 1	5- 0				
4- 3	0- 1	0- 0	AWAY	0- 0	0- 0	4- 2				
0- 2	0- 0	0- 0	NEUTRAL	0- 0	0- 1	0- 1				
4- 4	0- 1	0- 0	NON-CONFERENCE	0- 0	0- 2	4- 1				
3- 1	0- 0	0- 0	HOME	0- 0	0- 1	3- 0				
1- 1	0- 1	0- 0	AWAY	0- 0	0- 0	1- 0				
0- 2	0- 0	0- 0	NEUTRAL	0- 0	0- 1	0- 1				
5- 2	0- 0	0- 0	CONFERENCE	0- 0	0- 0	5- 2				
2- 0	0- 0	0- 0	HOME	0- 0	0- 0	2- 0				
3- 2	0- 0	0- 0	AWAY	0- 0	0- 0	3- 2				
0- 0	0- 0	0- 0	NEUTRAL	0- 0	0- 0	0- 0				

RPI 1-25				RPI 26-50				RPI 51-100				RPI 101+ Team's RPI: 200			
RPI	S	Opponent	Score	RPI	S	Opponent	Score	RPI	S	Opponent	Score	RPI	S	Opponent	Score
2	A	Baylor	57 <b>96</b>									126	H	Louisiana Tech	69 <b>76</b>
												136	N	UC Riverside	62 <b>90</b>
												158	H	Arizona	72 60
												187	H	La.-Monroe	82 54
												202	A	McNeese St.	67 <b>73</b>
												214	H	Prairie View	83 73
												238	A	Lamar	59 55
												260	A	Rice	70 59
												274	A	Abilene Christian	71 69
												275	A	Central Ark.	73 46
												278	A	Sam Houston St.	64 <b>65</b>
												283	H	Southeastern La.	78 71
												306	N	Boston U.	57 <b>62</b>
												347	H	New Orleans	76 56
LAST 12 Division I GAMES:															
278	A	Sam Houston St.	64 <b>65</b>	202	A	McNeese St.	67 <b>73</b>								
238	A	Lamar	59 55	158	H	Arizona	72 60								
274	A	Abilene Christian	71 69	2	A	Baylor	57 <b>96</b>								
347	H	New Orleans	76 56	260	A	Rice	70 59								
275	A	Central Ark.	73 46	306	N	Boston U.	57 <b>62</b>								
283	H	Southeastern La.	78 71	136	N	UC Riverside	62 <b>90</b>								

Non-Div I Games: Southern Ark. 73 50 St. Edward's 65 56 Tex. A&M-Kingsville 90 50

Stephen F. Austin

Average RPI Win:	204	WON-LOST	WINNING	LAST 10	STRENGTH OF	OPP. STRENGTH	TEAM	ADJ.	CONF.	ADJ CONF.
Average RPI Loss:	52	RECORD	PCT. RANK	GAMES	SCHEDULE	OF SCHEDULE	RPI	RPI	RPI	RPI
DIV. I ONLY	13- 4	42	8- 2	105	118	44	44	11	11	
DIV. I NON-CONF.	9- 3	60	4- 1	127	114	45	45	12	12	
TOTALS	RPI 1-25	RPI 26-50	W-L RECORDS	RPI 51-100	RPI 101-150	RPI 150+				
13- 4	0- 3	0- 0	OVERALL	0- 0	4- 0	9- 1				
7- 0	0- 0	0- 0	HOME	0- 0	2- 0	5- 0				
4- 4	0- 3	0- 0	AWAY	0- 0	1- 0	3- 1				
2- 0	0- 0	0- 0	NEUTRAL	0- 0	1- 0	1- 0				
9- 3	0- 2	0- 0	NON-CONFERENCE	0- 0	3- 0	6- 1				
4- 0	0- 0	0- 0	HOME	0- 0	1- 0	3- 0				
3- 3	0- 2	0- 0	AWAY	0- 0	1- 0	2- 1				
2- 0	0- 0	0- 0	NEUTRAL	0- 0	1- 0	1- 0				
4- 1	0- 1	0- 0	CONFERENCE	0- 0	1- 0	3- 0				
3- 0	0- 0	0- 0	HOME	0- 0	1- 0	2- 0				
1- 1	0- 1	0- 0	AWAY	0- 0	0- 0	1- 0				
0- 0	0- 0	0- 0	NEUTRAL	0- 0	0- 0	0- 0				

RPI 1-25				RPI 26-50		Team's RPI: 44		RPI 51-100				RPI 101+			
RPI	S	Opponent	Score	RPI	S	Opponent	Score	RPI	S	Opponent	Score	RPI	S	Opponent	Score
2	A	Baylor	42 96									109	H	Kennesaw St.	75 64
15	A	South Fla.	62 78									115	A	Indiana St.	62 52
21	A	FGCU	55 57									124	N	Marist	57 50
												145	H	Texas St.	75 57
												168	A	Florida	54 59
												203	A	North Florida	67 38
												216	A	UCF	67 49
												225	H	USC Upstate	67 44
												231	N	Utah St.	84 64
												245	H	Campbell	76 63
												249	H	Bethune-Cookman	91 61
												255	H	UNCW	72 55
												266	H	Jacksonville	73 47
												269	A	Valparaiso	73 62
LAST 12 Division I GAMES:															
225	H	USC Upstate	67 44	255	H	UNCW	72 55								
109	H	Kennesaw St.	75 64	145	H	Texas St.	75 57								
203	A	North Florida	67 38	245	H	Campbell	76 63								
266	H	Jacksonville	73 47	168	A	Florida	54 59								
21	A	FGCU	55 57	15	A	South Fla.	62 78								
269	A	Valparaiso	73 62	231	N	Utah St.	84 64								

Non-Div I Games: Webber Int'l 90 27 Warner 101 40

Stetson

Stony Brook

Through Games Of Jan. 25, 2015

Average RPI Win:	270	WON-LOST	WINNING	LAST 10	STRENGTH OF	OPP. STRENGTH	TEAM	ADJ.	CONF.	ADJ CONF.
Average RPI Loss:	148	RECORD	PCT. RANK	GAMES	SCHEDULE	OF SCHEDULE	RPI	RPI	RPI	RPI
DIV. I ONLY	11- 9	145	6- 4	290	274	205	205	23	23	
DIV. I NON-CONF.	7- 6	154	4- 1	297	282	208	208	24	24	
TOTALS	RPI 1-25	RPI 26-50	W-L RECORDS	RPI 51-100	RPI 101-150	RPI 150+				
11- 9	0- 2	0- 0	OVERALL	1- 1	0- 2	10- 4				
8- 2	0- 0	0- 0	HOME	1- 0	0- 1	7- 1				
3- 7	0- 2	0- 0	AWAY	0- 1	0- 1	3- 3				
0- 0	0- 0	0- 0	NEUTRAL	0- 0	0- 0	0- 0				
7- 6	0- 2	0- 0	NON-CONFERENCE	1- 0	0- 1	6- 3				
6- 0	0- 0	0- 0	HOME	1- 0	0- 0	5- 0				
1- 6	0- 2	0- 0	AWAY	0- 0	0- 1	1- 3				
0- 0	0- 0	0- 0	NEUTRAL	0- 0	0- 0	0- 0				
4- 3	0- 0	0- 0	CONFERENCE	0- 1	0- 1	4- 1				
2- 2	0- 0	0- 0	HOME	0- 0	0- 1	2- 1				
2- 1	0- 0	0- 0	AWAY	0- 1	0- 0	2- 0				
0- 0	0- 0	0- 0	NEUTRAL	0- 0	0- 0	0- 0				

RPI	S	Opponent	Score	RPI	S	Opponent	Score	RPI	S	Opponent	Score	RPI	S	Opponent	Score	Team's RPI: 205
16	A	Duke	42 72					71	A	Albany (NY)	59 69	117	H	Maine	55 58	
24	A	Iowa St.	64 74					79	H	Western Mich.	59 55	144	A	Army	59 68	
												155	H	New Hampshire	52 60	
												162	H	Lafayette	60 58	
												175	A	Iona	62 73	
												256	A	UMass Lowell	64 60	
												289	A	Morgan St.	50 48	
												291	H	Binghamton	67 54	
												300	H	Norfolk St.	52 46	
												303	A	UMBC	66 50	
												308	H	Columbia	82 68	
												310	A	Wagner	70 76	
												311	H	Vermont	60 38	
												318	A	St. Francis Brooklyn	55 57	
												323	H	Bradley	79 63	
												344	H	Saint Peter's	56 40	
LAST 12 Division I GAMES:																
291	H	Binghamton	67 54	155	H	New Hampshire	52 60									
256	A	UMass Lowell	64 60	300	H	Norfolk St.	52 46									
71	A	Albany (NY)	59 69	79	H	Western Mich.	59 55									
117	H	Maine	55 58	310	A	Wagner	70 76									
303	A	UMBC	66 50	162	H	Lafayette	60 58									
311	H	Vermont	60 38	289	A	Morgan St.	50 48									

Non-Div I Games:

Stony Brook

Loss, Non-Conf, S Site, H Home A Away N Neutral

## Syracuse

Through Games Of Jan. 25, 2015

Average RPI Win:	157	WON-LOST	WINNING	LAST 10	STRENGTH OF	OPP. STRENGTH	TEAM	ADJ.	CONF.	ADJ CONF.
Average RPI Loss:	24	RECORD	PCT. RANK	GAMES	SCHEDULE	OF SCHEDULE	RPI	RPI	RPI	RPI
DIV. I ONLY	15- 5	43	7- 3	40	26	40	40	2	2	
DIV. I NON-CONF.	10- 3	52	3- 2	105	79	59	59	4	4	
TOTALS	RPI 1-25	RPI 26-50	W-L RECORDS	RPI 51-100	RPI 101-150	RPI 150+				
15- 5	0- 4	1- 0	OVERALL	5- 1	3- 0	6- 0				
10- 1	0- 1	0- 0	HOME	3- 0	2- 0	5- 0				
4- 1	0- 1	1- 0	AWAY	1- 0	1- 0	1- 0				
1- 3	0- 2	0- 0	NEUTRAL	1- 1	0- 0	0- 0				
10- 3	0- 2	0- 0	NON-CONFERENCE	3- 1	2- 0	5- 0				
7- 0	0- 0	0- 0	HOME	1- 0	2- 0	4- 0				
2- 0	0- 0	0- 0	AWAY	1- 0	0- 0	1- 0				
1- 3	0- 2	0- 0	NEUTRAL	1- 1	0- 0	0- 0				
5- 2	0- 2	1- 0	CONFERENCE	2- 0	1- 0	1- 0				
3- 1	0- 1	0- 0	HOME	2- 0	0- 0	1- 0				
2- 1	0- 1	1- 0	AWAY	0- 0	1- 0	0- 0				
0- 0	0- 0	0- 0	NEUTRAL	0- 0	0- 0	0- 0				

RPI 1-25				RPI 26-50				Team's RPI: 40				RPI 51-100				RPI 101+			
RPI	S	Opponent	Score	RPI	S	Opponent	Score	RPI	S	Opponent	Score	RPI	S	Opponent	Score	RPI	S	Opponent	Score
1	H	Notre Dame	74 85	47	A	Pittsburgh	68 60	57	H	North Carolina St.	66 49	105	A	Boston College	64 46				
2	N	Baylor	72 74					70	H	Fordham	59 42	111	H	Cornell	76 59				
10	N	South Carolina	63 67					84	A	Duquesne	90 84	150	H	Central Conn. St.	74 43				
16	A	Duke	72 74					87	N	East Carolina	69 58	176	H	Wake Forest	73 62				
								89	N	Michigan St.	76 89	197	H	Penn St.	61 39				
								100	H	Virginia	70 58	247	H	Canisius	70 37				
												266	A	Jacksonville	77 61				
												311	H	Vermont	94 63				
												340	H	N.C. Central	70 25				
LAST 12 Division I GAMES:																			
57	H	North Carolina St.	66 49	1	H	Notre Dame	74 85												
47	A	Pittsburgh	68 60	150	H	Central Conn. St.	74 43												
105	A	Boston College	64 46	111	H	Cornell	76 59												
176	H	Wake Forest	73 62	89	N	Michigan St.	76 89												
100	H	Virginia	70 58	2	N	Baylor	72 74												
16	A	Duke	72 74	247	H	Canisius	70 37												

Non-Div I Games:

Syracuse

■ Loss, 
 ■ Non-Conf, S Site, 
 ■ Home 
 ■ Away 
 N Neutral



Average RPI Win:	187	WON-LOST	WINNING	LAST 10	STRENGTH OF	OPP. STRENGTH	TEAM	ADJ.	CONF.	ADJ CONF.
Average RPI Loss:	49	RECORD	PCT. RANK	GAMES	SCHEDULE	OF SCHEDULE	RPI	RPI	RPI	RPI
DIV. I ONLY	12- 6	78	7- 3	67	77	68	68	1	1	
DIV. I NON-CONF.	8- 3	71	4- 1	257	199	149	149	2	2	
TOTALS	RPI 1-25	RPI 26-50	W-L RECORDS	RPI 51-100	RPI 101-150	RPI 150+				
12- 6	1- 3	0- 1	OVERALL	3- 2	0- 0	8- 0				
9- 2	1- 2	0- 0	HOME	1- 0	0- 0	7- 0				
2- 3	0- 1	0- 1	AWAY	2- 1	0- 0	0- 0				
1- 1	0- 0	0- 0	NEUTRAL	0- 1	0- 0	1- 0				
8- 3	0- 1	0- 1	NON-CONFERENCE	0- 1	0- 0	8- 0				
7- 1	0- 1	0- 0	HOME	0- 0	0- 0	7- 0				
0- 1	0- 0	0- 1	AWAY	0- 0	0- 0	0- 0				
1- 1	0- 0	0- 0	NEUTRAL	0- 1	0- 0	1- 0				
4- 3	1- 2	0- 0	CONFERENCE	3- 1	0- 0	0- 0				
2- 1	1- 1	0- 0	HOME	1- 0	0- 0	0- 0				
2- 2	0- 1	0- 0	AWAY	2- 1	0- 0	0- 0				
0- 0	0- 0	0- 0	NEUTRAL	0- 0	0- 0	0- 0				

RPI 1-25				RPI 26-50				RPI 51-100 Team's RPI: 68				RPI 101+			
RPI	S	Opponent	Score	RPI	S	Opponent	Score	RPI	S	Opponent	Score	RPI	S	Opponent	Score
22	H	Oklahoma	81 97	32	A	Georgia	53 62	82	A	Kansas	80 63	185	N	Missouri St.	82 68
24	A	Iowa St.	62 80					90	A	Oklahoma St.	71 62	214	H	Prairie View	56 50
24	H	Iowa St.	86 84					90	H	Oklahoma St.	70 66	228	H	Texas Southern	69 52
25	H	Texas A&M	71 82					92	N	Colorado St.	62 76	238	H	Lamar	72 68
								97	A	Texas Tech	37 52	243	H	SMU	73 63
												278	H	Sam Houston St.	79 55
												281	H	UC Irvine	78 56
												290	H	Houston Baptist	87 64
LAST 12 Division I GAMES:															
90	A	Oklahoma St.	71 62	97	A	Texas Tech	37 52	281	H	UC Irvine	78 56				
24	A	Iowa St.	62 80	278	H	Sam Houston St.	79 55	214	H	Prairie View	56 50				
22	H	Oklahoma	81 97	238	H	Lamar	72 68	25	H	Texas A&M	71 82				
82	A	Kansas	80 63												
90	H	Oklahoma St.	70 66												
24	H	Iowa St.	86 84												

Non-Div I Games:

TCU

Average RPI Win:	230	WON-LOST	WINNING	LAST 10	STRENGTH OF	OPP. STRENGTH	TEAM	ADJ.	CONF.	ADJ CONF.
Average RPI Loss:	83	RECORD	PCT. RANK	GAMES	SCHEDULE	OF SCHEDULE	RPI	RPI	RPI	RPI
DIV. I ONLY	9- 11	197	6- 4	166	44	174	174	7	7	
DIV. I NON-CONF.	4- 9	243	1- 4	174	29	229	229	8	8	
TOTALS	RPI 1-25	RPI 26-50	W-L RECORDS	RPI 51-100	RPI 101-150	RPI 150+				
9- 11	0- 3	0- 1	OVERALL	0- 4	2- 1	7- 2				
4- 5	0- 2	0- 1	HOME	0- 1	0- 0	4- 1				
3- 5	0- 1	0- 0	AWAY	0- 3	1- 1	2- 0				
2- 1	0- 0	0- 0	NEUTRAL	0- 0	1- 0	1- 1				
4- 9	0- 1	0- 1	NON-CONFERENCE	0- 4	1- 1	3- 2				
1- 4	0- 1	0- 1	HOME	0- 1	0- 0	1- 1				
1- 4	0- 0	0- 0	AWAY	0- 3	0- 1	1- 0				
2- 1	0- 0	0- 0	NEUTRAL	0- 0	1- 0	1- 1				
5- 2	0- 2	0- 0	CONFERENCE	0- 0	1- 0	4- 0				
3- 1	0- 1	0- 0	HOME	0- 0	0- 0	3- 0				
2- 1	0- 1	0- 0	AWAY	0- 0	1- 0	1- 0				
0- 0	0- 0	0- 0	NEUTRAL	0- 0	0- 0	0- 0				

RPI	S	Opponent	Score	RPI	S	Opponent	Score	RPI	S	Opponent	Score	RPI	S	Opponent	Score	Team's RPI: 174
6	A	UConn	58 92	50	H	Rutgers	55 88	70	H	Fordham	64 71	118	A	Saint Joseph's	74 78	
14	H	Florida St.	62 66					82	A	Kansas	56 76	129	N	Harvard	81 69	
15	H	South Fla.	58 70					86	A	Villanova	59 64	149	A	Memphis	58 57	
								88	A	Penn	50 52	160	N	Alabama	51 58	
												195	H	La Salle	75 72	
												216	H	UCF	72 57	
												219	H	Delaware	58 69	
												243	H	SMU	77 64	
												264	N	Georgetown	81 58	
												268	A	Cincinnati	81 64	
												268	H	Cincinnati	83 50	
												339	A	Howard	78 48	
LAST 12 Division I GAMES:																
268	H	Cincinnati	83 50	243	H	SMU	77 64									
216	H	UCF	72 57	149	A	Memphis	58 57									
6	A	UConn	58 92	86	A	Villanova	59 64									
15	H	South Fla.	58 70	339	A	Howard	78 48									
88	A	Penn	50 52	14	H	Florida St.	62 66									
268	A	Cincinnati	81 64	50	H	Rutgers	55 88									

Non-Div I Games:

Temple

## Tennessee

Through Games Of Jan. 25, 2015

Average RPI Win:	115	WON-LOST	WINNING	LAST 10	STRENGTH OF	OPP. STRENGTH	TEAM	ADJ.	CONF.	ADJ CONF.
Average RPI Loss:	18	RECORD	PCT. RANK	GAMES	SCHEDULE	OF SCHEDULE	RPI	RPI	RPI	RPI
DIV. I ONLY	17- 3	18	9- 1	5	24	3	3	3	3	3
DIV. I NON-CONF.	10- 3	52	4- 1	6	39	6	6	5	5	5
TOTALS	RPI 1-25	RPI 26-50	W-L RECORDS	RPI 51-100	RPI 101-150	RPI 150+				
17- 3	2- 2	4- 1	OVERALL	4- 0	2- 0	5- 0				
12- 0	2- 0	2- 0	HOME	3- 0	1- 0	4- 0				
5- 3	0- 2	2- 1	AWAY	1- 0	1- 0	1- 0				
0- 0	0- 0	0- 0	NEUTRAL	0- 0	0- 0	0- 0				
10- 3	1- 2	2- 1	NON-CONFERENCE	2- 0	0- 0	5- 0				
8- 0	1- 0	1- 0	HOME	2- 0	0- 0	4- 0				
2- 3	0- 2	1- 1	AWAY	0- 0	0- 0	1- 0				
0- 0	0- 0	0- 0	NEUTRAL	0- 0	0- 0	0- 0				
7- 0	1- 0	2- 0	CONFERENCE	2- 0	2- 0	0- 0				
4- 0	1- 0	1- 0	HOME	1- 0	1- 0	0- 0				
3- 0	0- 0	1- 0	AWAY	1- 0	1- 0	0- 0				
0- 0	0- 0	0- 0	NEUTRAL	0- 0	0- 0	0- 0				

RPI	S	Opponent	Score	RPI	S	Opponent	Score	RPI	S	Opponent	Score	RPI	S	Opponent	Score
1	A	Notre Dame	77 88	29	H	Stanford	59 40	54	A	Arkansas	60 51	133	H	Missouri	63 53
7	H	Oregon St.	74 63	32	H	Georgia	59 51	58	H	Wichita St.	54 51	135	A	Auburn	54 42
19	A	Texas	59 72	33	A	Chattanooga	63 67	76	H	LSU	75 58	194	H	Oral Roberts	91 39
25	H	Texas A&M	81 58	41	A	Vanderbilt	57 49	88	H	Penn	97 52	217	H	Winthrop	81 48
				50	A	Rutgers	55 45					233	H	Tennessee St.	97 46
												257	A	Lipscomb	85 51
												321	H	Saint Francis (PA)	111 44
LAST 12 Division I GAMES:															
32	H	Georgia	59 51	41	A	Vanderbilt	57 49	133	H	Missouri	63 53	7	H	Oregon St.	74 63
76	H	LSU	75 58	29	H	Stanford	59 40	58	H	Wichita St.	54 51	29	H	Stanford	59 40
1	A	Notre Dame	77 88	54	A	Arkansas	60 51	50	A	Rutgers	55 45	58	H	Wichita St.	54 51
135	A	Auburn	54 42	25	H	Texas A&M	81 58								

Non-Div I Games:

Tennessee

■ Loss, 
 ■ Non-Conf, S Site, 
 ■ Home 
 ■ Away 
 N Neutral

## Tennessee St.

Through Games Of Jan. 25, 2015

Average RPI Win:	290	WON-LOST	WINNING	LAST 10	STRENGTH OF	OPP. STRENGTH	TEAM	ADJ.	CONF.	ADJ CONF.
Average RPI Loss:	124	RECORD	PCT. RANK	GAMES	SCHEDULE	OF SCHEDULE	RPI	RPI	RPI	RPI
DIV. I ONLY	8- 10	200	6- 4	229	221	233	233	26	26	
DIV. I NON-CONF.	3- 8	263	2- 3	101	126	215	215	26	26	
TOTALS	RPI 1-25	RPI 26-50	W-L RECORDS	RPI 51-100	RPI 101-150	RPI 150+				
8- 10	0- 2	0- 1	OVERALL	0- 1	0- 2	8- 4				
4- 6	0- 0	0- 1	HOME	0- 0	0- 2	4- 3				
4- 4	0- 0	0- 0	AWAY	0- 1	0- 0	4- 0				
0- 0	0- 0	0- 0	NEUTRAL	0- 0	0- 0	0- 0				
3- 8	0- 2	0- 1	NON-CONFERENCE	0- 1	0- 2	3- 2				
1- 5	0- 0	0- 1	HOME	0- 0	0- 2	1- 2				
2- 3	0- 2	0- 0	AWAY	0- 1	0- 0	2- 0				
0- 0	0- 0	0- 0	NEUTRAL	0- 0	0- 0	0- 0				
5- 2	0- 0	0- 0	CONFERENCE	0- 0	0- 0	5- 2				
3- 1	0- 0	0- 0	HOME	0- 0	0- 0	3- 1				
2- 1	0- 0	0- 0	AWAY	0- 0	0- 0	2- 1				
0- 0	0- 0	0- 0	NEUTRAL	0- 0	0- 0	0- 0				

RPI 1-25				RPI 26-50				RPI 51-100				RPI 101+ Team's RPI: 233			
RPI	S	Opponent	Score	RPI	S	Opponent	Score	RPI	S	Opponent	Score	RPI	S	Opponent	Score
3	A	Tennessee	46 97	37	H	Youngstown St.	66 73	57	A	North Carolina St.	55 84	109	H	Kennesaw St.	56 65
8	A	Kentucky	75 87									146	H	Troy	71 75
												181	H	Belmont	62 64
												198	A	SIUE	83 91
												203	H	North Florida	53 54
												241	A	Austin Peay	81 78
												257	A	Lipscomb	73 55
												266	H	Jacksonville	64 61
												284	A	A&M-Corpus Christi	72 61
												300	H	Norfolk St.	58 65
												304	H	Southeast Mo. St.	62 55
												305	H	Eastern Ill.	57 44
												331	H	Tennessee Tech	67 64
												333	A	Murray St.	76 72
LAST 12 Division I GAMES:															
181	H	Belmont	62 64	304	H	Southeast Mo. St.	62 55	8	A	Kentucky	75 87				
331	H	Tennessee Tech	67 64					146	H	Troy	71 75				
241	A	Austin Peay	81 78					266	H	Jacksonville	64 61				
333	A	Murray St.	76 72					284	A	A&M-Corpus Christi	72 61				
198	A	SIUE	83 91					203	H	North Florida	53 54				
305	H	Eastern Ill.	57 44												

Non-Div I Games:

Tennessee St.

■ Loss, 
■ Non-Conf, 
■ S Site, 
■ H Home 
■ A Away 
N Neutral

## Tennessee Tech

Through Games Of Jan. 25, 2015

Average RPI Win:	299	WON-LOST	WINNING	LAST 10	STRENGTH OF	OPP. STRENGTH	TEAM	ADJ.	CONF.	ADJ CONF.
Average RPI Loss:	198	RECORD	PCT. RANK	GAMES	SCHEDULE	OF SCHEDULE	RPI	RPI	RPI	RPI
DIV. I ONLY	5- 16	300	3- 7	334	239	331	331	26	26	
DIV. I NON-CONF.	3- 10	287	1- 3	320	148	316	316	26	26	
TOTALS	RPI 1-25	RPI 26-50	W-L RECORDS	RPI 51-100	RPI 101-150	RPI 150+				
5- 16	0- 0	0- 2	OVERALL	0- 0	0- 1	5- 13				
3- 4	0- 0	0- 2	HOME	0- 0	0- 0	3- 2				
1- 11	0- 0	0- 0	AWAY	0- 0	0- 1	1- 10				
1- 1	0- 0	0- 0	NEUTRAL	0- 0	0- 0	1- 1				
3- 10	0- 0	0- 2	NON-CONFERENCE	0- 0	0- 1	3- 7				
1- 2	0- 0	0- 2	HOME	0- 0	0- 0	1- 0				
1- 7	0- 0	0- 0	AWAY	0- 0	0- 1	1- 6				
1- 1	0- 0	0- 0	NEUTRAL	0- 0	0- 0	1- 1				
2- 6	0- 0	0- 0	CONFERENCE	0- 0	0- 0	2- 6				
2- 2	0- 0	0- 0	HOME	0- 0	0- 0	2- 2				
0- 4	0- 0	0- 0	AWAY	0- 0	0- 0	0- 4				
0- 0	0- 0	0- 0	NEUTRAL	0- 0	0- 0	0- 0				

RPI 1-25			RPI 26-50			RPI 51-100			RPI 101+ Team's RPI: 331		
RPI	S	Opponent	Score	RPI	S	Opponent	Score	RPI	S	Opponent	Score
				32	H	Georgia	51 74	113	A	Clemson	61 76
				48	H	Middle Tenn.	76 98	152	A	Southern Miss.	58 80
								176	A	Wake Forest	62 89
								183	H	UT Martin	59 79
								190	A	Mercer	67 73
								198	A	SIUE	69 83
								211	A	Georgia St.	60 72
								233	A	Tennessee St.	64 67
								241	H	Austin Peay	75 71
								246	N	N.C. A&T	49 54
								250	H	Eastern Ky.	93 97
								257	A	Lipscomb	53 72
								269	A	Valparaiso	61 79
								289	N	Morgan St.	62 56
								304	A	Southeast Mo. St.	66 68
								305	A	Eastern Ill.	59 67
								312	A	FIU	73 56
								320	H	South Ala.	70 66
								333	H	Murray St.	74 69
LAST 12 Division I GAMES:											
250	H	Eastern Ky.	93 97	198	A	SIUE	69 83				
233	A	Tennessee St.	64 67	305	A	Eastern Ill.	59 67				
304	A	Southeast Mo. St.	66 68	48	H	Middle Tenn.	76 98				
183	H	UT Martin	59 79	289	N	Morgan St.	62 56				
241	H	Austin Peay	75 71	246	N	N.C. A&T	49 54				
333	H	Murray St.	74 69	257	A	Lipscomb	53 72				

Non-Div I Games:

Tennessee Tech

■ Loss, 
 ■ Non-Conf, 
 ■ S Site, 
 ■ H Home 
 ■ A Away 
 N Neutral

Average RPI Win:	262	WON-LOST	WINNING	LAST 10	STRENGTH OF	OPP. STRENGTH	TEAM	ADJ.	CONF.	ADJ CONF.
Average RPI Loss:	130	RECORD	PCT. RANK	GAMES	SCHEDULE	OF SCHEDULE	RPI	RPI	RPI	RPI
DIV. I ONLY	8- 9	190	5- 5	165	245	170	170	31	31	
DIV. I NON-CONF.	4- 8	233	1- 5	76	174	186	186	32	32	
TOTALS	RPI 1-25	RPI 26-50	W-L RECORDS	RPI 51-100	RPI 101-150	RPI 150+				
8- 9	0- 3	0- 0	OVERALL	0- 2	0- 1	8- 3				
5- 1	0- 0	0- 0	HOME	0- 0	0- 0	5- 1				
2- 7	0- 2	0- 0	AWAY	0- 2	0- 1	2- 2				
1- 1	0- 1	0- 0	NEUTRAL	0- 0	0- 0	1- 0				
4- 8	0- 3	0- 0	NON-CONFERENCE	0- 2	0- 1	4- 2				
3- 1	0- 0	0- 0	HOME	0- 0	0- 0	3- 1				
0- 6	0- 2	0- 0	AWAY	0- 2	0- 1	0- 1				
1- 1	0- 1	0- 0	NEUTRAL	0- 0	0- 0	1- 0				
4- 1	0- 0	0- 0	CONFERENCE	0- 0	0- 0	4- 1				
2- 0	0- 0	0- 0	HOME	0- 0	0- 0	2- 0				
2- 1	0- 0	0- 0	AWAY	0- 0	0- 0	2- 1				
0- 0	0- 0	0- 0	NEUTRAL	0- 0	0- 0	0- 0				

RPI 1-25				RPI 26-50				RPI 51-100				RPI 101+ Team's RPI: 170			
RPI	S	Opponent	Score	RPI	S	Opponent	Score	RPI	S	Opponent	Score	RPI	S	Opponent	Score
2	A	Baylor	42 96					80	A	DePaul	70 93	102	A	VCU	43 64
19	A	Texas	45 72					97	A	Texas Tech	42 50	161	H	Eastern Mich.	81 75
25	N	Texas A&M	61 63									164	H	Bakersfield	77 60
												182	N	New Mexico	61 59
												265	A	NJIT	54 59
												284	H	A&M-Corpus Christi	57 60
												290	H	Houston Baptist	75 72
												293	A	Grand Canyon	54 69
												313	H	Seattle	80 58
												317	A	Utah Valley	59 52
												326	H	Incarinate Word	65 61
												342	A	Chicago St.	75 60
LAST 12 Division I GAMES:															
293	A	Grand Canyon	54 69	102	A	VCU	43 64								
317	A	Utah Valley	59 52	326	H	Incarinate Word	65 61								
164	H	Bakersfield	77 60	97	A	Texas Tech	42 50								
313	H	Seattle	80 58	284	H	A&M-Corpus Christi	57 60								
342	A	Chicago St.	75 60	2	A	Baylor	42 96								
265	A	NJIT	54 59	290	H	Houston Baptist	75 72								

Non-Div I Games: Tex. A&M-Kingsville 86 36 Concordia (TX) 72 31 Texas Lutheran 71 47

Tex.-Pan American

Loss, Non-Conf, S Site, H Home A Away N Neutral

Average RPI Win:	130	WON-LOST	WINNING	LAST 10	STRENGTH OF	OPP. STRENGTH	TEAM	ADJ.	CONF.	ADJ CONF.
Average RPI Loss:	18	RECORD	PCT. RANK	GAMES	SCHEDULE	OF SCHEDULE	RPI	RPI	RPI	RPI
DIV. I ONLY	14- 4	38	6- 4	14	22	19	19	1	1	
DIV. I NON-CONF.	11- 0	1	5- 0	74	49	4	4	2	2	
TOTALS	RPI 1-25	RPI 26-50	W-L RECORDS	RPI 51-100	RPI 101-150	RPI 150+				
14- 4	2- 4	1- 0	OVERALL	4- 0	0- 0	7- 0				
11- 1	1- 1	0- 0	HOME	3- 0	0- 0	7- 0				
2- 3	0- 3	1- 0	AWAY	1- 0	0- 0	0- 0				
1- 0	1- 0	0- 0	NEUTRAL	0- 0	0- 0	0- 0				
11- 0	2- 0	1- 0	NON-CONFERENCE	1- 0	0- 0	7- 0				
8- 0	1- 0	0- 0	HOME	0- 0	0- 0	7- 0				
2- 0	0- 0	1- 0	AWAY	1- 0	0- 0	0- 0				
1- 0	1- 0	0- 0	NEUTRAL	0- 0	0- 0	0- 0				
3- 4	0- 4	0- 0	CONFERENCE	3- 0	0- 0	0- 0				
3- 1	0- 1	0- 0	HOME	3- 0	0- 0	0- 0				
0- 3	0- 3	0- 0	AWAY	0- 0	0- 0	0- 0				
0- 0	0- 0	0- 0	NEUTRAL	0- 0	0- 0	0- 0				

RPI	S	Opponent	Score	RPI	S	Opponent	Score	RPI	S	Opponent	Score	RPI	S	Opponent	Score
2	A	Baylor	58 75	29	A	Stanford	87 81	61	H	West Virginia	61 55	170	H	Tex.-Pan American	72 45
3	H	Tennessee	72 59					63	A	UCLA	75 65	173	H	Northwestern St.	74 34
22	A	Oklahoma	59 70					82	H	Kansas	60 46	182	H	New Mexico	86 37
24	A	Iowa St.	57 59					97	H	Texas Tech	55 44	191	H	UTSA	68 48
24	H	Iowa St.	57 58									202	H	McNeese St.	76 59
25	N	Texas A&M	67 65									260	H	Rice	77 54
												288	H	Southern U.	80 42
LAST 12 Division I GAMES:															
24	H	Iowa St.	57 58	82	H	Kansas	60 46								
2	A	Baylor	58 75	260	H	Rice	77 54								
97	H	Texas Tech	55 44	25	N	Texas A&M	67 65								
22	A	Oklahoma	59 70	202	H	McNeese St.	76 59								
24	A	Iowa St.	57 59	173	H	Northwestern St.	74 34								
61	H	West Virginia	61 55	288	H	Southern U.	80 42								

Non-Div I Games:

Texas

■ Loss, 
 ■ Non-Conf, S Site, 
 ■ Home 
 ■ Away 
 N Neutral

Through Games Of Sat. 12, 1915										
Average RPI Win: 154		WON-LOST	WINNING	LAST 10	STRENGTH OF	OPP. STRENGTH	TEAM	ADJ.	CONF.	ADJ CONF.
Average RPI Loss: 19		RECORD	PCT. RANK	GAMES	SCHEDULE	OF SCHEDULE	RPI	RPI	RPI	RPI
DIV. I ONLY		16- 4	31	6- 4	54	31	25	25	3	3
DIV. I NON-CONF.		12- 2	26	4- 2	154	63	38	38	5	5
-----										
TOTALS	RPI 1-25		RPI 26-50		W-L RECORDS	RPI 51-100	RPI 101-150		RPI 150+	
16- 4	1- 3		1- 1		OVERALL	5- 0	0- 0		9- 0	
10- 0	1- 0		1- 0		HOME	2- 0	0- 0		6- 0	
4- 3	0- 2		0- 1		AWAY	3- 0	0- 0		1- 0	
2- 1	0- 1		0- 0		NEUTRAL	0- 0	0- 0		2- 0	
12- 2	1- 2		0- 0		NON-CONFERENCE	2- 0	0- 0		9- 0	
7- 0	1- 0		0- 0		HOME	0- 0	0- 0		6- 0	
3- 1	0- 1		0- 0		AWAY	2- 0	0- 0		1- 0	
2- 1	0- 1		0- 0		NEUTRAL	0- 0	0- 0		2- 0	
4- 2	0- 1		1- 1		CONFERENCE	3- 0	0- 0		0- 0	
3- 0	0- 0		1- 0		HOME	2- 0	0- 0		0- 0	
1- 2	0- 1		0- 1		AWAY	1- 0	0- 0		0- 0	
0- 0	0- 0		0- 0		NEUTRAL	0- 0	0- 0		0- 0	

RPI	S	Opponent	Score	RPI	S	Opponent	Score	RPI	S	Opponent	Score	RPI	S	Opponent	Score
3	A	Tennessee	58 81	32	A	Georgia	51 54	54	A	Arkansas	52 50	170	N	Tex.-Pan American	63 61
16	H	Duke	63 59	41	H	Vanderbilt	75 61	68	A	TCU	82 71	173	H	Northwestern St.	75 42
19	N	Texas	65 67					76	H	LSU	55 48	182	N	New Mexico	66 52
23	A	Washington	49 70					80	A	DePaul	76 68	202	H	McNeese St.	93 27
								91	H	Ole Miss	58 49	214	H	Prairie View	59 41
												243	A	SMU	70 62
												251	H	Houston	94 55
												260	H	Rice	76 55
												338	H	North Texas	75 38
LAST 12 Division I GAMES:															
32	A	Georgia	51 54	338	H	North Texas	75 38								
91	H	Ole Miss	58 49	23	A	Washington	49 70								
76	H	LSU	55 48	19	N	Texas	65 67								
3	A	Tennessee	58 81	251	H	Houston	94 55								
54	A	Arkansas	52 50	243	A	SMU	70 62								
41	H	Vanderbilt	75 61	68	A	TCU	82 71								

Non-Div I Games:

Texas A&amp;M



Average RPI Win:	292	WON-LOST	WINNING	LAST 10	STRENGTH OF	OPP. STRENGTH	TEAM	ADJ.	CONF.	ADJ CONF.
Average RPI Loss:	165	RECORD	PCT. RANK	GAMES	SCHEDULE	OF SCHEDULE	RPI	RPI	RPI	RPI
DIV. I ONLY	8- 9	190	7- 3	318	288	228	228	33	33	
DIV. I NON-CONF.	3- 8	263	2- 4	243	215	256	256	31	31	
TOTALS	RPI 1-25	RPI 26-50	W-L RECORDS	RPI 51-100	RPI 101-150	RPI 150+				
8- 9	0- 0	0- 0	OVERALL	0- 4	0- 0	8- 5				
3- 1	0- 0	0- 0	HOME	0- 0	0- 0	3- 1				
4- 8	0- 0	0- 0	AWAY	0- 1	0- 0	4- 0				
1- 0	0- 0	0- 0	NEUTRAL	0- 0	0- 0	1- 0				
3- 8	0- 0	0- 0	NON-CONFERENCE	0- 4	0- 0	3- 4				
1- 1	0- 0	0- 0	HOME	0- 0	0- 0	1- 1				
1- 7	0- 0	0- 0	AWAY	0- 4	0- 0	1- 3				
1- 0	0- 0	0- 0	NEUTRAL	0- 0	0- 0	1- 0				
5- 1	0- 0	0- 0	CONFERENCE	0- 0	0- 0	5- 1				
2- 0	0- 0	0- 0	HOME	0- 0	0- 0	2- 0				
3- 1	0- 0	0- 0	AWAY	0- 0	0- 0	3- 1				
0- 0	0- 0	0- 0	NEUTRAL	0- 0	0- 0	0- 0				

RPI S	Opponent	Score	RPI S	Opponent	Score	RPI S	Opponent	Score	RPI S	Opponent	Score	Team's RPI: 228
						68	A TCU	52 69	166	H Tulsa	64 67	
						82	A Kansas	44 69	202	A McNeese St.	70 74	
						90	A Oklahoma St.	58 77	214	A Prairie View	61 63	
						99	A CSUN	50 63	253	N IUPUI	71 61	
									260	H Rice	69 63	
									278	A Sam Houston St.	54 61	
									280	H Jackson St.	70 53	
									284	A A&M-Corpus Christi	63 68	
									288	A Southern U.	62 48	
									290	A Houston Baptist	92 80	
									297	H Grambling	74 33	
									330	A Ark.-Pine Bluff	74 45	
									334	A Alcorn	75 66	
LAST 12 Division I GAMES:												
330	A	Ark.-Pine Bluff	74	45	202	A	McNeese St.	70	74			
280	H	Jackson St.	70	53	260	H	Rice	69	63			
297	H	Grambling	74	33	284	A	A&M-Corpus Christi	63	68			
214	A	Prairie View	61	63	290	A	Houston Baptist	92	80			
288	A	Southern U.	62	48	278	A	Sam Houston St.	54	61			
334	A	Alcorn	75	66	99	A	CSUN	50	63			

Non-Div I Games:

Texas Southern

■ Loss, 
 ■ Non-Conf, 
 ■ S Site, 
 ■ Home 
 ■ A Away 
 N Neutral

Average RPI Win:	230	WON-LOST	WINNING	LAST 10	STRENGTH OF	OPP. STRENGTH	TEAM	ADJ.	CONF.	ADJ CONF.
Average RPI Loss:	121	RECORD	PCT. RANK	GAMES	SCHEDULE	OF SCHEDULE	RPI	RPI	RPI	RPI
DIV. I ONLY	10- 7	121	7- 3	239	138	145	145	16	16	
DIV. I NON-CONF.	3- 4	197	1- 1	184	164	179	179	16	16	
TOTALS	RPI 1-25	RPI 26-50	W-L RECORDS	RPI 51-100	RPI 101-150	RPI 150+				
10- 7	0- 0	0- 2	OVERALL	0- 3	2- 0	8- 2				
5- 2	0- 0	0- 1	HOME	0- 0	1- 0	4- 1				
4- 5	0- 0	0- 1	AWAY	0- 3	1- 0	3- 1				
1- 0	0- 0	0- 0	NEUTRAL	0- 0	0- 0	1- 0				
3- 4	0- 0	0- 1	NON-CONFERENCE	0- 2	0- 0	3- 1				
1- 1	0- 0	0- 0	HOME	0- 0	0- 0	1- 1				
1- 3	0- 0	0- 1	AWAY	0- 2	0- 0	1- 0				
1- 0	0- 0	0- 0	NEUTRAL	0- 0	0- 0	1- 0				
7- 3	0- 0	0- 1	CONFERENCE	0- 1	2- 0	5- 1				
4- 1	0- 0	0- 1	HOME	0- 0	1- 0	3- 0				
3- 2	0- 0	0- 0	AWAY	0- 1	1- 0	2- 1				
0- 0	0- 0	0- 0	NEUTRAL	0- 0	0- 0	0- 0				

RPI 1-25				RPI 26-50				RPI 51-100				RPI 101+				Team's RPI: 145	
RPI	S	Opponent	Score	RPI	S	Opponent	Score	RPI	S	Opponent	Score	RPI	S	Opponent	Score		
				44	A	Stetson	57 75	72	A	Arkansas St.	48 68	146	A	Troy	74 72		
				46	H	UALR	45 65	90	A	Oklahoma St.	37 64	147	H	Appalachian St.	67 58		
								97	A	Texas Tech	77 81	187	H	La.-Monroe	70 64		
												191	A	UTSA	57 53		
												211	A	Georgia St.	69 74		
												238	H	Lamar	79 72		
												248	A	Texas-Arlington	60 53		
												249	N	Bethune-Cookman	51 40		
												286	A	Ga. Southern	79 65		
												286	H	Ga. Southern	67 57		
												290	H	Houston Baptist	56 61		
												320	H	South Ala.	63 42		
LAST 12 Division I GAMES:																	
				147	H	Appalachian St.	67 58	46	H	UALR	45 65						
				286	H	Ga. Southern	67 57	211	A	Georgia St.	69 74						
				248	A	Texas-Arlington	60 53	286	A	Ga. Southern	79 65						
				72	A	Arkansas St.	48 68	146	A	Troy	74 72						
				320	H	South Ala.	63 42	44	A	Stetson	57 75						
				187	H	La.-Monroe	70 64	249	N	Bethune-Cookman	51 40						

Non-Div I Games: Tex. A&amp;M Int'l 83 65 Tex. A&amp;M-Commerce 74 69

Texas St.

Average RPI Win:	194	WON-LOST	WINNING	LAST 10	STRENGTH OF	OPP. STRENGTH	TEAM	ADJ.	CONF.	ADJ CONF.
Average RPI Loss:	49	RECORD	PCT. RANK	GAMES	SCHEDULE	OF SCHEDULE	RPI	RPI	RPI	RPI
DIV. I ONLY	12- 7	93	5- 5	89	59	97	97	1	1	
DIV. I NON-CONF.	10- 2	31	5- 0	230	203	90	90	2	2	
TOTALS	RPI 1-25	RPI 26-50	W-L RECORDS	RPI 51-100	RPI 101-150	RPI 150+				
12- 7	0- 3	0- 0	OVERALL	2- 4	1- 0	9- 0				
11- 2	0- 1	0- 0	HOME	1- 1	1- 0	9- 0				
1- 3	0- 2	0- 0	AWAY	1- 1	0- 0	0- 0				
0- 2	0- 0	0- 0	NEUTRAL	0- 2	0- 0	0- 0				
10- 2	0- 0	0- 0	NON-CONFERENCE	0- 2	1- 0	9- 0				
10- 0	0- 0	0- 0	HOME	0- 0	1- 0	9- 0				
0- 0	0- 0	0- 0	AWAY	0- 0	0- 0	0- 0				
0- 2	0- 0	0- 0	NEUTRAL	0- 2	0- 0	0- 0				
2- 5	0- 3	0- 0	CONFERENCE	2- 2	0- 0	0- 0				
1- 2	0- 1	0- 0	HOME	1- 1	0- 0	0- 0				
1- 3	0- 2	0- 0	AWAY	1- 1	0- 0	0- 0				
0- 0	0- 0	0- 0	NEUTRAL	0- 0	0- 0	0- 0				

RPI 1-25				RPI 26-50				RPI 51-100 Team's RPI: 97				RPI 101+			
RPI	S	Opponent	Score	RPI	S	Opponent	Score	RPI	S	Opponent	Score	RPI	S	Opponent	Score
19	A	Texas	44 55					51	N	Purdue	53 69	145	H	Texas St.	81 77
22	A	Oklahoma	64 70					57	N	North Carolina St.	42 75	158	H	Arizona	57 54
22	H	Oklahoma	58 75					61	A	West Virginia	55 45	170	H	Tex.-Pan American	50 42
								68	H	TCU	52 37	191	H	UTSA	64 48
								82	H	Kansas	66 68	199	H	Jacksonville St.	67 59
								90	A	Oklahoma St.	35 66	237	H	Nicholls St.	76 49
												251	H	Houston	60 54
												274	H	Abilene Christian	61 44
												289	H	Morgan St.	65 57
												290	H	Houston Baptist	60 59
LAST 12 Division I GAMES:															
22	A	Oklahoma	64 70	68	H	TCU	52 37								
82	H	Kansas	66 68	290	H	Houston Baptist	60 59								
19	A	Texas	44 55	251	H	Houston	60 54								
61	A	West Virginia	55 45	191	H	UTSA	64 48								
22	H	Oklahoma	58 75	237	H	Nicholls St.	76 49								
90	A	Oklahoma St.	35 66	170	H	Tex.-Pan American	50 42								

Non-Div I Games:

Texas Tech

  Loss, 
  Non-Conf, 
  S Site, 
  H Home 
  A Away 
N Neutral

## Texas-Arlington

Through Games Of Jan. 25, 2015

Average RPI Win:	294	WON-LOST	WINNING	LAST 10	STRENGTH OF	OPP. STRENGTH	TEAM	ADJ.	CONF.	ADJ CONF.
Average RPI Loss:	124	RECORD	PCT. RANK	GAMES	SCHEDULE	OF SCHEDULE	RPI	RPI	RPI	RPI
DIV. I ONLY	7- 9	205	4- 6	285	214	248	248	16	16	
DIV. I NON-CONF.	4- 3	136	2- 0	259	333	183	183	16	16	
TOTALS	RPI 1-25	RPI 26-50	W-L RECORDS	RPI 51-100	RPI 101-150	RPI 150+				
7- 9	0- 0	0- 1	OVERALL	0- 3	0- 2	7- 3				
4- 4	0- 0	0- 0	HOME	0- 1	0- 1	4- 2				
3- 5	0- 0	0- 0	AWAY	0- 1	0- 0	3- 1				
0- 0	0- 0	0- 0	NEUTRAL	0- 0	0- 0	0- 0				
4- 3	0- 0	0- 0	NON-CONFERENCE	0- 2	0- 0	4- 1				
2- 1	0- 0	0- 0	HOME	0- 0	0- 0	2- 1				
2- 2	0- 0	0- 0	AWAY	0- 2	0- 0	2- 0				
0- 0	0- 0	0- 0	NEUTRAL	0- 0	0- 0	0- 0				
3- 6	0- 0	0- 1	CONFERENCE	0- 1	0- 2	3- 2				
2- 3	0- 0	0- 0	HOME	0- 1	0- 1	2- 1				
1- 3	0- 0	0- 1	AWAY	0- 0	0- 1	1- 1				
0- 0	0- 0	0- 0	NEUTRAL	0- 0	0- 0	0- 0				

RPI 1-25			RPI 26-50			RPI 51-100			RPI 101+			Team's RPI: 248
RPI	S	Opponent	Score	RPI	S	Opponent	Score	RPI	S	Opponent	Score	
				46	A	UALR	38 66	58	A	Wichita St.	61 71	145 H Texas St. 53 60
								72	H	Arkansas St.	77 80	146 A Troy 63 70
								81	A	Kansas St.	41 45	187 A La.-Monroe 51 56
												187 H La.-Monroe 51 63
												191 H UTSA 55 63
												211 A Georgia St. 45 39
												284 A A&M-Corpus Christi 42 28
												286 H Ga. Southern 64 52
												290 H Houston Baptist 83 73
												320 H South Ala. 59 49
												328 H Northern Ariz. 80 62
												338 A North Texas 46 38
LAST 12 Division I GAMES:												
				46	A	UALR	38 66	146	A	Troy	63 70	
				187	A	La.-Monroe	51 56	320	H	South Ala.	59 49	
				145	H	Texas St.	53 60	286	H	Ga. Southern	64 52	
				211	A	Georgia St.	45 39	338	A	North Texas	46 38	
				72	H	Arkansas St.	77 80	284	A	A&M-Corpus Christi	42 28	
				187	H	La.-Monroe	51 63	81	A	Kansas St.	41 45	

Non-Div I Games: Missouri Valley 90 32 McMurry 82 25

Texas-Arlington

Loss, Non-Conf, S Site, H Home A Away N Neutral

## Toledo

Through Games Of Jan. 25, 2015

Average RPI Win:	182	WON-LOST	WINNING	LAST 10	STRENGTH OF	OPP. STRENGTH	TEAM	ADJ.	CONF.	ADJ CONF.
Average RPI Loss:	110	RECORD	PCT. RANK	GAMES	SCHEDULE	OF SCHEDULE	RPI	RPI	RPI	RPI
DIV. I ONLY	10- 7	121	1- 0	157	97	127	127	15	15	
DIV. I NON-CONF.	6- 4	132	1- 0	185	34	113	113	17	17	
TOTALS	RPI 1-25	RPI 26-50	W-L RECORDS	RPI 51-100	RPI 101-150	RPI 150+				
10- 7	0- 1	0- 0	OVERALL	2- 3	1- 0	7- 3				
5- 3	0- 0	0- 0	HOME	0- 1	0- 0	5- 2				
1- 4	0- 1	0- 0	AWAY	1- 2	0- 0	0- 1				
4- 0	0- 0	0- 0	NEUTRAL	1- 0	1- 0	2- 0				
6- 4	0- 1	0- 0	NON-CONFERENCE	1- 1	1- 0	4- 2				
2- 1	0- 0	0- 0	HOME	0- 0	0- 0	2- 1				
0- 3	0- 1	0- 0	AWAY	0- 1	0- 0	0- 1				
4- 0	0- 0	0- 0	NEUTRAL	1- 0	1- 0	2- 0				
4- 3	0- 0	0- 0	CONFERENCE	1- 2	0- 0	3- 1				
3- 2	0- 0	0- 0	HOME	0- 1	0- 0	3- 1				
1- 1	0- 0	0- 0	AWAY	1- 1	0- 0	0- 0				
0- 0	0- 0	0- 0	NEUTRAL	0- 0	0- 0	0- 0				

RPI 1-25				RPI 26-50				RPI 51-100				RPI 101+ Team's RPI: 127			
RPI	S	Opponent	Score	RPI	S	Opponent	Score	RPI	S	Opponent	Score	RPI	S	Opponent	Score
12	A	Dayton	57 79					51	A	Purdue	48 66	143	N	Southern Ill.	64 48
								65	H	Akron	101 102	157	A	Cleveland St.	71 81
								69	A	Ohio	58 65	158	N	Arizona	69 54
								79	A	Western Mich.	65 46	159	H	St. Bonaventure	64 58
								100	N	Virginia	64 62	161	H	Eastern Mich.	61 75
												179	H	Idaho	80 67
												180	H	Buffalo	75 63
												220	N	Nevada	65 56
												258	H	Detroit	72 83
												298	H	Miami (OH)	63 53
												307	H	Kent St.	67 49
LAST 12 Division I GAMES:															
158	N	Arizona	69 54	307	H	Kent St.	67 49								
161	H	Eastern Mich.	61 75	298	H	Miami (OH)	63 53								
180	H	Buffalo	75 63	143	N	Southern Ill.	64 48								
79	A	Western Mich.	65 46	220	N	Nevada	65 56								
65	H	Akron	101 102	258	H	Detroit	72 83								
69	A	Ohio	58 65	179	H	Idaho	80 67								

Non-Div I Games: Wis.-Parkside 70 43

Toledo

Loss, Non-Conf, S Site, H Home A Away N Neutral

Average RPI Win: <b>252</b>	WON-LOST	WINNING	LAST 10	STRENGTH OF	OPP. STRENGTH	TEAM	ADJ.	CONF.	ADJ CONF.
Average RPI Loss: <b>127</b>	RECORD	PCT. RANK	GAMES	SCHEDULE	OF SCHEDULE	RPI	RPI	RPI	RPI
DIV. I ONLY	<b>8- 12</b>	<b>226</b>	<b>5- 5</b>	<b>178</b>	<b>147</b>	<b>206</b>	<b>206</b>	<b>12</b>	<b>12</b>
DIV. I NON-CONF.	<b>4- 8</b>	<b>233</b>	<b>1- 3</b>	<b>164</b>	<b>200</b>	<b>226</b>	<b>226</b>	<b>11</b>	<b>11</b>
TOTALS	RPI 1-25	RPI 26-50	W-L RECORDS	RPI 51-100	RPI 101-150	RPI 150+			
8- 12	0- 2	0- 1	OVERALL	0- 0	0- 4	8- 5			
5- 3	0- 1	0- 0	HOME	0- 0	0- 2	5- 0			
3- 7	0- 1	0- 1	AWAY	0- 0	0- 1	3- 3			
0- 2	0- 0	0- 0	NEUTRAL	0- 0	0- 1	0- 1			
4- 8	0- 2	0- 0	NON-CONFERENCE	0- 0	0- 2	4- 4			
2- 2	0- 1	0- 0	HOME	0- 0	0- 1	2- 0			
2- 4	0- 1	0- 0	AWAY	0- 0	0- 0	2- 3			
0- 2	0- 0	0- 0	NEUTRAL	0- 0	0- 1	0- 1			
4- 4	0- 0	0- 1	CONFERENCE	0- 0	0- 2	4- 1			
3- 1	0- 0	0- 0	HOME	0- 0	0- 1	3- 0			
1- 3	0- 0	0- 1	AWAY	0- 0	0- 1	1- 1			
0- 0	0- 0	0- 0	NEUTRAL	0- 0	0- 0	0- 0			

RPI	S	Opponent	Score	RPI	S	Opponent	Score	RPI	S	Opponent	Score	RPI	S	Opponent	Score	RPI	S	Opponent	Score
4	A	Maryland	52 <b>81</b>	26	A	James Madison	66 <b>67</b>					101	N	Rhode Island	49 <b>60</b>				
13	H	George Washington	48 <b>82</b>									106	A	Elon	43 <b>58</b>				
												108	H	North Dakota	52 <b>54</b>				
												112	H	Hofstra	42 <b>58</b>				
												176	A	Wake Forest	64 <b>74</b>				
												177	H	William & Mary	77 69				
												195	N	La Salle	49 <b>62</b>				
												197	A	Penn St.	64 <b>71</b>				
												219	H	Delaware	56 49				
												223	H	George Mason	72 70				
												236	A	Navy	51 <b>55</b>				
												252	H	Northeastern	65 61				
												255	A	UNCW	63 <b>71</b>				
												259	A	Col. of Charleston	56 52				
												267	A	Loyola Maryland	63 50				
												303	A	UMBC	59 54				
												315	H	Rider	53 51				
LAST 12 Division I GAMES:																			
255	A	UNCW	63 <b>71</b>	177	H	William & Mary	77 69												
252	H	Northeastern	65 61	26	A	James Madison	66 <b>67</b>												
106	A	Elon	43 <b>58</b>	13	H	George Washington	48 <b>82</b>												
259	A	Col. of Charleston	56 52	223	H	George Mason	72 70												
112	H	Hofstra	42 <b>58</b>	176	A	Wake Forest	64 <b>74</b>												
219	H	Delaware	56 49	4	A	Maryland	52 <b>81</b>												

Non-Div I Games:

Towson

  Loss, 
  Non-Conf, 
  S Site, 
  H Home 
  A Away 
N Neutral

Average RPI Win:	230	WON-LOST	WINNING	LAST 10	STRENGTH OF	OPP. STRENGTH	TEAM	ADJ.	CONF.	ADJ CONF.
Average RPI Loss:	128	RECORD	PCT. RANK	GAMES	SCHEDULE	OF SCHEDULE	RPI	RPI	RPI	RPI
DIV. I ONLY	11- 7	111	7- 3	213	232	146	146	16	16	
DIV. I NON-CONF.	5- 4	139	2- 1	310	304	215	215	16	16	
TOTALS	RPI 1-25	RPI 26-50	W-L RECORDS	RPI 51-100	RPI 101-150	RPI 150+				
11- 7	0- 0	0- 1	OVERALL	0- 1	2- 3	9- 2				
6- 3	0- 0	0- 0	HOME	0- 1	1- 1	5- 1				
5- 4	0- 0	0- 1	AWAY	0- 0	1- 2	4- 1				
0- 0	0- 0	0- 0	NEUTRAL	0- 0	0- 0	0- 0				
5- 4	0- 0	0- 0	NON-CONFERENCE	0- 0	0- 2	5- 2				
3- 1	0- 0	0- 0	HOME	0- 0	0- 0	3- 1				
2- 3	0- 0	0- 0	AWAY	0- 0	0- 2	2- 1				
0- 0	0- 0	0- 0	NEUTRAL	0- 0	0- 0	0- 0				
6- 3	0- 0	0- 1	CONFERENCE	0- 1	2- 1	4- 0				
3- 2	0- 0	0- 0	HOME	0- 1	1- 1	2- 0				
3- 1	0- 0	0- 1	AWAY	0- 0	1- 0	2- 0				
0- 0	0- 0	0- 0	NEUTRAL	0- 0	0- 0	0- 0				

RPI S	Opponent	Score	RPI S	Opponent	Score	RPI S	Opponent	Score	RPI S	Opponent	Score	Team's RPI: 146
46	A UALR	56	82	72	H Arkansas St.	76	82	113	A Clemson	73	82	
								135	A Auburn	54	71	
								139	A La.-Lafayette	60	55	
								145	H Texas St.	72	74	
								147	H Appalachian St.	91	87	
								156	H Samford	76	67	
								184	H Savannah St.	80	83	
								187	A La.-Monroe	82	77	
								204	A Evansville	85	94	
								211	A Georgia St.	96	87	
								233	A Tennessee St.	75	71	
								248	H Texas-Arlington	70	63	
								283	H Southeastern La.	80	78	
								286	H Ga. Southern	84	74	
								301	H Alabama St.	70	50	
								337	A Florida A&M	65	59	
LAST 12 Division I GAMES:												
72	H Arkansas St.	76	82	248	H Texas-Arlington	70	63					
46	A UALR	56	82	139	A La.-Lafayette	60	55					
147	H Appalachian St.	91	87	145	H Texas St.	72	74					
286	H Ga. Southern	84	74	233	A Tennessee St.	75	71					
187	A La.-Monroe	82	77	204	A Evansville	85	94					
211	A Georgia St.	96	87	301	H Alabama St.	70	50					

Non-Div I Games:

Troy

## Tulane

Through Games Of Jan. 25, 2015

Average RPI Win:	168	WON-LOST	WINNING	LAST 10	STRENGTH OF	OPP. STRENGTH	TEAM	ADJ.	CONF.	ADJ CONF.
Average RPI Loss:	18	RECORD	PCT. RANK	GAMES	SCHEDULE	OF SCHEDULE	RPI	RPI	RPI	RPI
DIV. I ONLY	15- 4	37	1- 0	61	61	43	43	7	7	
DIV. I NON-CONF.	9- 2	35	1- 0	24	86	25	25	8	8	
TOTALS	RPI 1-25	RPI 26-50	W-L RECORDS	RPI 51-100	RPI 101-150	RPI 150+				
15- 4	0- 3	1- 1	OVERALL	4- 0	1- 0	9- 0				
8- 2	0- 2	0- 0	HOME	2- 0	0- 0	6- 0				
6- 1	0- 1	1- 0	AWAY	2- 0	0- 0	3- 0				
1- 1	0- 0	0- 1	NEUTRAL	0- 0	1- 0	0- 0				
9- 2	0- 1	1- 1	NON-CONFERENCE	3- 0	1- 0	4- 0				
5- 1	0- 1	0- 0	HOME	2- 0	0- 0	3- 0				
3- 0	0- 0	1- 0	AWAY	1- 0	0- 0	1- 0				
1- 1	0- 0	0- 1	NEUTRAL	0- 0	1- 0	0- 0				
6- 2	0- 2	0- 0	CONFERENCE	1- 0	0- 0	5- 0				
3- 1	0- 1	0- 0	HOME	0- 0	0- 0	3- 0				
3- 1	0- 1	0- 0	AWAY	1- 0	0- 0	2- 0				
0- 0	0- 0	0- 0	NEUTRAL	0- 0	0- 0	0- 0				

RPI 1-25				RPI 26-50				Team's RPI: 43				RPI 51-100				RPI 101+			
RPI	S	Opponent	Score	RPI	S	Opponent	Score	RPI	S	Opponent	Score	RPI	S	Opponent	Score	RPI	S	Opponent	Score
14	H	Florida St.	54 65	27	N	Western Ky.	64 69	55	H	Miami (FL)	70 65	114	N	UNI	71 48				
15	A	South Fla.	45 64	46	A	UALR	74 58	57	H	North Carolina St.	60 51	156	H	Samford	58 56				
15	H	South Fla.	40 53					76	A	LSU	51 45	166	H	Tulsa	73 34				
								87	A	East Carolina	76 63	202	A	McNeese St.	75 55				
												216	A	UCF	71 70				
												237	H	Nicholls St.	77 44				
												243	H	SMU	60 58				
												251	H	Houston	70 40				
												268	A	Cincinnati	60 50				
												345	H	Mississippi Val.	87 47				
LAST 12 Division I GAMES:																			
114	N	UNI	71 48	15	H	South Fla.	40 53	156	H	Samford	58 56								
15	A	South Fla.	45 64	251	H	Houston	70 40												
166	H	Tulsa	73 34	268	A	Cincinnati	60 50												
243	H	SMU	60 58	14	H	Florida St.	54 65												
216	A	UCF	71 70	55	H	Miami (FL)	70 65												
87	A	East Carolina	76 63	156	H	Samford	58 56												

Non-Div I Games:

Tulane

■ Loss, 
■ Non-Conf, S Site, 
■ Home 
■ Away 
N Neutral



Average RPI Win:	224	WON-LOST	WINNING	LAST 10	STRENGTH OF	OPP. STRENGTH	TEAM	ADJ.	CONF.	ADJ CONF.
Average RPI Loss:	99	RECORD	PCT. RANK	GAMES	SCHEDULE	OF SCHEDULE	RPI	RPI	RPI	RPI
DIV. I ONLY	9- 10	182	5- 5	135	136	166	166	7	7	
DIV. I NON-CONF.	5- 6	177	2- 2	203	187	219	219	8	8	
TOTALS	RPI 1-25	RPI 26-50	W-L RECORDS	RPI 51-100	RPI 101-150	RPI 150+				
9- 10	0- 1	0- 2	OVERALL	1- 3	1- 1	7- 3				
5- 5	0- 0	0- 1	HOME	0- 2	1- 1	4- 1				
3- 5	0- 1	0- 1	AWAY	1- 1	0- 0	2- 2				
1- 0	0- 0	0- 0	NEUTRAL	0- 0	0- 0	1- 0				
5- 6	0- 0	0- 1	NON-CONFERENCE	0- 2	0- 1	5- 2				
2- 4	0- 0	0- 1	HOME	0- 1	0- 1	2- 1				
2- 2	0- 0	0- 0	AWAY	0- 1	0- 0	2- 1				
1- 0	0- 0	0- 0	NEUTRAL	0- 0	0- 0	1- 0				
4- 4	0- 1	0- 1	CONFERENCE	1- 1	1- 0	2- 1				
3- 1	0- 0	0- 0	HOME	0- 1	1- 0	2- 0				
1- 3	0- 1	0- 1	AWAY	1- 0	0- 0	0- 1				
0- 0	0- 0	0- 0	NEUTRAL	0- 0	0- 0	0- 0				

RPI	S	Opponent	Score	RPI	S	Opponent	Score	RPI	S	Opponent	Score	RPI	S	Opponent	Score	Team's RPI: 166
6	A	UConn	60 98	43	A	Tulane	34 73	54	H	Arkansas	53 64	114	H	UNI	66 69	
				46	H	UALR	59 66	55	A	Miami (FL)	57 69	149	H	Memphis	79 69	
								87	A	East Carolina	74 63	171	H	Saint Louis	58 63	
								87	H	East Carolina	68 77	180	N	Buffalo	87 77	
												194	A	Oral Roberts	71 73	
												216	A	UCF	70 76	
												228	A	Texas Southern	67 64	
												238	H	Lamar	73 69	
												251	H	Houston	74 52	
												268	H	Cincinnati	74 52	
												269	A	Valparaiso	87 63	
												347	H	New Orleans	78 55	
LAST 12 Division I GAMES:																
				87	A	East Carolina	74 63	216	A	UCF	70 76					
				43	A	Tulane	34 73	268	H	Cincinnati	74 52					
				251	H	Houston	74 52	46	H	UALR	59 66					
				87	H	East Carolina	68 77	347	H	New Orleans	78 55					
				149	H	Memphis	79 69	54	H	Arkansas	53 64					
				6	A	UConn	60 98	269	A	Valparaiso	87 63					

Non-Div I Games:

Tulsa

■ Loss, 
■ Non-Conf, 
■ S Site, 
■ H Home 
■ A Away 
N Neutral

Average RPI Win:	275	WON-LOST	WINNING	LAST 10	STRENGTH OF	OPP. STRENGTH	TEAM	ADJ.	CONF.	ADJ CONF.
Average RPI Loss:	134	RECORD	PCT. RANK	GAMES	SCHEDULE	OF SCHEDULE	RPI	RPI	RPI	RPI
DIV. I ONLY	9- 9	163	5- 5	320	154	242	242	17	17	
DIV. I NON-CONF.	6- 5	145	2- 3	344	181	265	265	18	18	
TOTALS	RPI 1-25	RPI 26-50	W-L RECORDS	RPI 51-100	RPI 101-150	RPI 150+				
9- 9	0- 1	0- 1	OVERALL	0- 1	0- 2	9- 4				
5- 3	0- 0	0- 1	HOME	0- 1	0- 1	5- 0				
3- 6	0- 1	0- 0	AWAY	0- 0	0- 1	3- 4				
1- 0	0- 0	0- 0	NEUTRAL	0- 0	0- 0	1- 0				
6- 5	0- 1	0- 0	NON-CONFERENCE	0- 1	0- 0	6- 3				
4- 1	0- 0	0- 0	HOME	0- 1	0- 0	4- 0				
1- 4	0- 1	0- 0	AWAY	0- 0	0- 0	1- 3				
1- 0	0- 0	0- 0	NEUTRAL	0- 0	0- 0	1- 0				
3- 4	0- 0	0- 1	CONFERENCE	0- 0	0- 2	3- 1				
1- 2	0- 0	0- 1	HOME	0- 0	0- 1	1- 0				
2- 2	0- 0	0- 0	AWAY	0- 0	0- 1	2- 1				
0- 0	0- 0	0- 0	NEUTRAL	0- 0	0- 0	0- 0				

RPI	S	Opponent	Score	RPI	S	Opponent	Score	RPI	S	Opponent	Score	RPI	S	Opponent	Score	Team's RPI: 242
14	A	Florida St.	62 92	48	H	Middle Tenn.	68 76	98	H	Richmond	65 71	126	H	Louisiana Tech	55 61	
												134	A	Old Dominion	46 58	
												152	H	Southern Miss.	62 49	
												156	A	Samford	41 70	
												158	A	Arizona	44 49	
												178	A	Fla. Atlantic	56 66	
												196	A	Charlotte	60 52	
												257	H	Lipscomb	72 54	
												281	N	UC Irvine	69 65	
												295	A	Loyola Marymount	61 66	
												296	A	Loyola Chicago	61 51	
												312	A	FIU	68 45	
												320	H	South Ala.	73 43	
												330	H	Ark.-Pine Bluff	65 56	
												334	H	Alcorn	57 43	
LAST 12 Division I GAMES:																
134	A	Old Dominion	46 58	48	H	Middle Tenn.	68 76	98	H	Richmond	65 71	320	H	South Ala.	73 43	
196	A	Charlotte	60 52	98	H	Richmond	65 71	158	A	Arizona	44 49	330	H	Ark.-Pine Bluff	65 56	
152	H	Southern Miss.	62 49	156	A	Samford	41 70	178	A	Fla. Atlantic	56 66	312	A	FIU	68 45	
126	H	Louisiana Tech	55 61	158	A	Arizona	44 49	196	A	Charlotte	60 52	257	H	Lipscomb	72 54	
312	A	FIU	68 45	156	A	Samford	41 70	281	N	UC Irvine	69 65	295	A	Loyola Marymount	61 66	
178	A	Fla. Atlantic	56 66					296	A	Loyola Chicago	61 51	312	A	FIU	68 45	

Non-Div I Games:

UAB

■ Loss, 
 ■ Non-Conf, 
 ■ S Site, 
 ■ H Home 
 ■ A Away 
 N Neutral

Average RPI Win:	182	WON-LOST	WINNING	LAST 10	STRENGTH OF	OPP. STRENGTH	TEAM	ADJ.	CONF.	ADJ CONF.
Average RPI Loss:	55	RECORD	PCT. RANK	GAMES	SCHEDULE	OF SCHEDULE	RPI	RPI	RPI	RPI
DIV. I ONLY	16- 2	16	10- 0	167	88	46	46	16	16	
DIV. I NON-CONF.	7- 2	47	2- 1	81	31	32	32	16	16	
TOTALS	RPI 1-25	RPI 26-50	W-L RECORDS	RPI 51-100	RPI 101-150	RPI 150+				
16- 2	1- 0	0- 1	OVERALL	1- 1	5- 0	9- 0				
8- 1	1- 0	0- 1	HOME	0- 0	3- 0	4- 0				
8- 1	0- 0	0- 0	AWAY	1- 1	2- 0	5- 0				
0- 0	0- 0	0- 0	NEUTRAL	0- 0	0- 0	0- 0				
7- 2	1- 0	0- 1	NON-CONFERENCE	1- 1	1- 0	4- 0				
3- 1	1- 0	0- 1	HOME	0- 0	0- 0	2- 0				
4- 1	0- 0	0- 0	AWAY	1- 1	1- 0	2- 0				
0- 0	0- 0	0- 0	NEUTRAL	0- 0	0- 0	0- 0				
9- 0	0- 0	0- 0	CONFERENCE	0- 0	4- 0	5- 0				
5- 0	0- 0	0- 0	HOME	0- 0	3- 0	2- 0				
4- 0	0- 0	0- 0	AWAY	0- 0	1- 0	3- 0				
0- 0	0- 0	0- 0	NEUTRAL	0- 0	0- 0	0- 0				

RPI 1-25				RPI 26-50				Team's RPI: 46				RPI 51-100				RPI 101+			
RPI	S	Opponent	Score	RPI	S	Opponent	Score	RPI	S	Opponent	Score	RPI	S	Opponent	Score	RPI	S	Opponent	Score
22	H	Oklahoma	66 62	43	H	Tulane	58 74	67	A	South Dakota St.	42 67	139	H	La.-Lafayette	67 41				
								76	A	LSU	70 54	145	A	Texas St.	65 45				
												146	H	Troy	82 56				
												147	H	Appalachian St.	69 48				
												149	A	Memphis	66 59				
												166	A	Tulsa	66 59				
												185	H	Missouri St.	61 48				
												187	A	La.-Monroe	79 41				
												194	H	Oral Roberts	54 43				
												211	A	Georgia St.	75 55				
												248	H	Texas-Arlington	66 38				
												260	A	Rice	55 40				
												320	A	South Ala.	56 34				
												320	H	South Ala.	71 37				
LAST 12 Division I GAMES:																			
248	H	Texas-Arlington	66 38	320	H	South Ala.	71 37												
146	H	Troy	82 56	211	A	Georgia St.	75 55												
320	A	South Ala.	56 34	139	H	La.-Lafayette	67 41												
187	A	La.-Monroe	79 41	166	A	Tulsa	66 59												
147	H	Appalachian St.	69 48	67	A	South Dakota St.	42 67												
145	A	Texas St.	65 45	22	H	Oklahoma	66 62												

Non-Div I Games:

UALR

■ Loss, 
■ Non-Conf, 
■ S Site, 
■ H Home 
■ A Away 
N Neutral

Average RPI Win:	163	WON-LOST	WINNING	LAST 10	STRENGTH OF	OPP. STRENGTH	TEAM	ADJ.	CONF.	ADJ CONF.
Average RPI Loss:	93	RECORD	PCT. RANK	GAMES	SCHEDULE	OF SCHEDULE	RPI	RPI	RPI	RPI
DIV. I ONLY	7- 9	205	4- 5	13	148	96	96	14	14	
DIV. I NON-CONF.	4- 7	219	1- 5	21	99	134	134	14	14	
TOTALS	RPI 1-25	RPI 26-50	W-L RECORDS	RPI 51-100	RPI 101-150	RPI 150+				
7- 9	0- 2	0- 1	OVERALL	2- 2	2- 2	3- 2				
4- 4	0- 1	0- 0	HOME	1- 1	1- 2	2- 0				
2- 4	0- 1	0- 1	AWAY	1- 1	1- 0	0- 1				
1- 1	0- 0	0- 0	NEUTRAL	0- 0	0- 0	1- 1				
4- 7	0- 2	0- 1	NON-CONFERENCE	1- 1	1- 1	2- 2				
2- 3	0- 1	0- 0	HOME	1- 1	0- 1	1- 0				
1- 3	0- 1	0- 1	AWAY	0- 0	1- 0	0- 1				
1- 1	0- 0	0- 0	NEUTRAL	0- 0	0- 0	1- 1				
3- 2	0- 0	0- 0	CONFERENCE	1- 1	1- 1	1- 0				
2- 1	0- 0	0- 0	HOME	0- 0	1- 1	1- 0				
1- 1	0- 0	0- 0	AWAY	1- 1	0- 0	0- 0				
0- 0	0- 0	0- 0	NEUTRAL	0- 0	0- 0	0- 0				

RPI 1-25				RPI 26-50				RPI 51-100				Team's RPI: 96		RPI 101+			
RPI	S	Opponent	Score	RPI	S	Opponent	Score	RPI	S	Opponent	Score			RPI	S	Opponent	Score
5	A	Arizona St.	51 72	29	A	Stanford	59 71	53	H	St. Mary's (CA)	55 57	120	A	Sacramento St.	90	82	
6	H	UConn	43 102					56	H	Pacific	60 53	125	H	Hawaii	53	58	
								59	A	Long Beach St.	60 63	136	H	UC Riverside	70	61	
								99	A	CSUN	60 49	142	H	San Francisco	70	73	
												201	H	Cal St. Fullerton	64	59	
												208	N	Santa Clara	76	79	
												210	A	San Jose St.	75	89	
												213	N	Southern Utah	76	53	
												317	H	Utah Valley	59	49	
LAST 12 Division I GAMES:																	
125	H	Hawaii	53 58	5	A	Arizona St.	51 72										
201	H	Cal St. Fullerton	64 59	210	A	San Jose St.	75 89										
136	H	UC Riverside	70 61	213	N	Southern Utah	76 53										
59	A	Long Beach St.	60 63	208	N	Santa Clara	76 79										
99	A	CSUN	60 49	142	H	San Francisco	70 73										
29	A	Stanford	59 71	56	H	Pacific	60 53										

Non-Div I Games: Menlo

77 56

UC Davis

RPI 1-25				RPI 26-50				RPI 51-100				RPI 101+				Team's RPI: 281	
RPI	S	Opponent	Score	RPI	S	Opponent	Score	RPI	S	Opponent	Score	RPI	S	Opponent	Score		
								51	A	Purdue	44 69	122	N	Wright St.	42 80		
								59	A	Long Beach St.	40 57	125	H	Hawaii	50 85		
								68	A	TCU	56 78	136	A	UC Riverside	58 71		
								74	A	South Dakota	52 96	164	A	Bakersfield	70 80		
								78	H	San Diego	64 87	164	H	Bakersfield	65 68		
								99	H	CSUN	63 72	188	H	Pepperdine	53 76		
												201	H	Cal St. Fullerton	51 62		
												210	H	San Jose St.	65 91		
												242	N	UAB	65 69		
												270	N	Bowling Green	54 62		
												293	A	Grand Canyon	54 53		
												314	N	Denver	63 55		
												328	A	Northern Ariz.	35 66		
LAST 12 Division I GAMES:																	
				125	H	Hawaii	50 85	314	N	Denver	63 55						
				99	H	CSUN	63 72	122	N	Wright St.	42 80						
				201	H	Cal St. Fullerton	51 62	51	A	Purdue	44 69						
				136	A	UC Riverside	58 71	164	H	Bakersfield	65 68						
				59	A	Long Beach St.	40 57	78	H	San Diego	64 87						
				68	A	TCU	56 78	164	A	Bakersfield	70 80						

UC Irvine

Page 301

## UC Riverside

Through Games Of Jan. 25, 2015

Average RPI Win:	237	WON-LOST	WINNING	LAST 10	STRENGTH OF	OPP. STRENGTH	TEAM	ADJ.	CONF.	ADJ CONF.
Average RPI Loss:	91	RECORD	PCT. RANK	GAMES	SCHEDULE	OF SCHEDULE	RPI	RPI	RPI	RPI
DIV. I ONLY	12- 8	115	0- 1	234	132	136	136	14	14	
DIV. I NON-CONF.	9- 5	102	0- 1	155	184	86	86	14	14	
TOTALS	RPI 1-25	RPI 26-50	W-L RECORDS	RPI 51-100	RPI 101-150	RPI 150+				
12- 8	0- 2	0- 1	OVERALL	0- 2	1- 1	11- 2				
8- 1	0- 1	0- 0	HOME	0- 0	1- 0	7- 0				
2- 7	0- 1	0- 1	AWAY	0- 2	0- 1	2- 2				
2- 0	0- 0	0- 0	NEUTRAL	0- 0	0- 0	2- 0				
9- 5	0- 2	0- 1	NON-CONFERENCE	0- 1	1- 0	8- 1				
5- 1	0- 1	0- 0	HOME	0- 0	1- 0	4- 0				
2- 4	0- 1	0- 1	AWAY	0- 1	0- 0	2- 1				
2- 0	0- 0	0- 0	NEUTRAL	0- 0	0- 0	2- 0				
3- 3	0- 0	0- 0	CONFERENCE	0- 1	0- 1	3- 1				
3- 0	0- 0	0- 0	HOME	0- 0	0- 0	3- 0				
0- 3	0- 0	0- 0	AWAY	0- 1	0- 1	0- 1				
0- 0	0- 0	0- 0	NEUTRAL	0- 0	0- 0	0- 0				

RPI 1-25				RPI 26-50				RPI 51-100				RPI 101+ Team's RPI: 136			
RPI	S	Opponent	Score	RPI	S	Opponent	Score	RPI	S	Opponent	Score	RPI	S	Opponent	Score
23	H	Washington	71 74	35	A	Fresno St.	61 73	63	A	UCLA	43 57	125	A	Hawaii	58 69
24	A	Iowa St.	54 71					96	A	UC Davis	61 70	142	H	San Francisco	66 53
												153	H	Cal Poly	82 78
												164	A	Bakersfield	65 66
												182	A	New Mexico	70 62
												200	N	Stephen F. Austin	90 62
												201	A	Cal St. Fullerton	49 58
												208	H	Santa Clara	80 69
												210	H	San Jose St.	100 80
												229	H	San Diego St.	64 54
												263	N	Brown	79 65
												281	H	UC Irvine	71 58
												295	A	Loyola Marymount	81 55
												336	H	UC Santa Barbara	89 74
												343	H	UMKC	81 38
LAST 12 Division I GAMES:															
24	A	Iowa St.	54 71	201	A	Cal St. Fullerton	49 58								
153	H	Cal Poly	82 78	343	H	UMKC	81 38								
336	H	UC Santa Barbara	89 74	263	N	Brown	79 65								
125	A	Hawaii	58 69	229	H	San Diego St.	64 54								
96	A	UC Davis	61 70	23	H	Washington	71 74								
281	H	UC Irvine	71 58	295	A	Loyola Marymount	81 55								

Non-Div I Games:

UC Riverside

■ Loss, 
 ■ Non-Conf, 
 ■ S Site, 
 ■ Home 
 ■ A Away 
 N Neutral

Average RPI Win:	0	WON-LOST	WINNING	LAST 10	STRENGTH OF	OPP. STRENGTH	TEAM	ADJ.	CONF.	ADJ CONF.
Average RPI Loss:	163	RECORD	PCT. RANK	GAMES	SCHEDULE	OF SCHEDULE	RPI	RPI	RPI	RPI
DIV. I ONLY	0- 18	346	0- 10	188	179	336	336	14	14	
DIV. I NON-CONF.	0- 13	338	0- 7	274	162	344	344	14	14	
TOTALS	RPI 1-25	RPI 26-50	W-L RECORDS	RPI 51-100	RPI 101-150	RPI 150+				
0- 18	0- 0	0- 2	OVERALL	0- 3	0- 2	0- 11				
0- 8	0- 0	0- 1	HOME	0- 2	0- 1	0- 4				
0- 10	0- 0	0- 1	AWAY	0- 1	0- 1	0- 7				
0- 0	0- 0	0- 0	NEUTRAL	0- 0	0- 0	0- 0				
0- 13	0- 0	0- 2	NON-CONFERENCE	0- 1	0- 1	0- 9				
0- 6	0- 0	0- 1	HOME	0- 1	0- 1	0- 3				
0- 7	0- 0	0- 1	AWAY	0- 0	0- 0	0- 6				
0- 0	0- 0	0- 0	NEUTRAL	0- 0	0- 0	0- 0				
0- 5	0- 0	0- 0	CONFERENCE	0- 2	0- 1	0- 2				
0- 2	0- 0	0- 0	HOME	0- 1	0- 0	0- 1				
0- 3	0- 0	0- 0	AWAY	0- 1	0- 1	0- 1				
0- 0	0- 0	0- 0	NEUTRAL	0- 0	0- 0	0- 0				

RPI	S	Opponent	Score	RPI	S	Opponent	Score	RPI	S	Opponent	Score	RPI	S	Opponent	Score	Team's RPI: 336
29	A	Stanford	34 90	59	H	Long Beach St.	44 81	136	A	UC Riverside	74 89	144	H	Army	39 61	
49	H	Washington St.	55 81	76	H	LSU	45 78	153	H	Cal Poly	41 56	158	A	Arizona	34 61	
				99	A	CSUN	48 84	164	A	Bakersfield	64 74	179	H	Idaho	44 47	
								188	H	Pepperdine	44 66	201	A	Cal St. Fullerton	50 54	
								208	H	Santa Clara	33 47	220	A	Nevada	58 71	
								229	A	San Diego St.	58 64	313	A	Seattle	46 66	
								328	A	Northern Ariz.	49 67					
LAST 12 Division I GAMES:																
201	A	Cal St. Fullerton	50 54	313	A	Seattle	46 66									
136	A	UC Riverside	74 89	29	A	Stanford	34 90									
59	H	Long Beach St.	44 81	76	H	LSU	45 78									
99	A	CSUN	48 84	188	H	Pepperdine	44 66									
153	H	Cal Poly	41 56	229	A	San Diego St.	58 64									
164	A	Bakersfield	64 74	49	H	Washington St.	55 81									

Non-Div I Games:

UC Santa Barbara

■ Loss, 
 ■ Non-Conf, 
 ■ S Site, 
 ■ H Home 
 ■ A Away 
 N Neutral

Average RPI Win:	219	WON-LOST	WINNING	LAST 10	STRENGTH OF	OPP. STRENGTH	TEAM	ADJ.	CONF.	ADJ CONF.
Average RPI Loss:	126	RECORD	PCT. RANK	GAMES	SCHEDULE	OF SCHEDULE	RPI	RPI	RPI	RPI
DIV. I ONLY	7- 12	245	3- 7	146	125	216	216	7	7	
DIV. I NON-CONF.	4- 7	219	0- 4	137	185	231	231	8	8	
TOTALS	RPI 1-25	RPI 26-50	W-L RECORDS	RPI 51-100	RPI 101-150	RPI 150+				
7- 12	0- 1	0- 3	OVERALL	0- 2	0- 1	7- 5				
5- 5	0- 1	0- 2	HOME	0- 1	0- 1	5- 0				
2- 7	0- 0	0- 1	AWAY	0- 1	0- 0	2- 5				
0- 0	0- 0	0- 0	NEUTRAL	0- 0	0- 0	0- 0				
4- 7	0- 0	0- 2	NON-CONFERENCE	0- 2	0- 0	4- 3				
4- 2	0- 0	0- 1	HOME	0- 1	0- 0	4- 0				
0- 5	0- 0	0- 1	AWAY	0- 1	0- 0	0- 3				
0- 0	0- 0	0- 0	NEUTRAL	0- 0	0- 0	0- 0				
3- 5	0- 1	0- 1	CONFERENCE	0- 0	0- 1	3- 2				
1- 3	0- 1	0- 1	HOME	0- 0	0- 1	1- 0				
2- 2	0- 0	0- 0	AWAY	0- 0	0- 0	2- 2				
0- 0	0- 0	0- 0	NEUTRAL	0- 0	0- 0	0- 0				

RPI 1-25				RPI 26-50				RPI 51-100				RPI 101+				Team's RPI: 216	
RPI	S	Opponent	Score	RPI	S	Opponent	Score	RPI	S	Opponent	Score	RPI	S	Opponent	Score		
6	H	UConn	45 100	43	H	Tulane	70 71	64	A	St. John's (NY)	48 62	149	H	Memphis	66 70		
				44	H	Stetson	49 67	65	H	Akron	64 73	163	A	Massachusetts	62 67		
				48	A	Middle Tenn.	57 79					166	H	Tulsa	76 70		
												174	A	Temple	57 72		
												175	A	Iona	67 75		
												178	H	Fla. Atlantic	94 74		
												203	H	North Florida	60 56		
												227	H	Oakland	98 65		
												243	A	SMU	61 57		
												251	A	Houston	64 50		
												266	H	Jacksonville	71 59		
												268	A	Cincinnati	54 70		
												312	A	FIU	57 66		
LAST 12 Division I GAMES:																	
243	A	SMU	61 57	166	H	Tulsa	76 70										
6	H	UConn	45 100	251	A	Houston	64 50										
174	A	Temple	57 72	48	A	Middle Tenn.	57 79										
43	H	Tulane	70 71	65	H	Akron	64 73										
268	A	Cincinnati	54 70	175	A	Iona	67 75										
149	H	Memphis	66 70	64	A	St. John's (NY)	48 62										

Non-Div I Games:

UCF

■ Loss, 
■ Non-Conf, 
■ S Site, 
■ H Home 
■ A Away 
N Neutral



Average RPI Win:	145	WON-LOST	WINNING	LAST 10	STRENGTH OF	OPP. STRENGTH	TEAM	ADJ.	CONF.	ADJ CONF.
Average RPI Loss:	34	RECORD	PCT. RANK	GAMES	SCHEDULE	OF SCHEDULE	RPI	RPI	RPI	RPI
DIV. I ONLY	8- 11	214	1- 2	2	10	63	63	5	5	
DIV. I NON-CONF.	4- 7	219	1- 1	2	20	74	74	3	3	
TOTALS	RPI 1-25	RPI 26-50	W-L RECORDS	RPI 51-100	RPI 101-150	RPI 150+				
8- 11	0- 5	0- 4	OVERALL	3- 1	2- 0	3- 1				
4- 7	0- 3	0- 3	HOME	1- 0	2- 0	1- 1				
3- 2	0- 1	0- 1	AWAY	2- 0	0- 0	1- 0				
1- 2	0- 1	0- 0	NEUTRAL	0- 1	0- 0	1- 0				
4- 7	0- 4	0- 2	NON-CONFERENCE	0- 1	2- 0	2- 0				
3- 3	0- 2	0- 1	HOME	0- 0	2- 0	1- 0				
0- 2	0- 1	0- 1	AWAY	0- 0	0- 0	0- 0				
1- 2	0- 1	0- 0	NEUTRAL	0- 1	0- 0	1- 0				
4- 4	0- 1	0- 2	CONFERENCE	3- 0	0- 0	1- 1				
1- 4	0- 1	0- 2	HOME	1- 0	0- 0	0- 1				
3- 0	0- 0	0- 0	AWAY	2- 0	0- 0	1- 0				
0- 0	0- 0	0- 0	NEUTRAL	0- 0	0- 0	0- 0				

RPI 1-25				RPI 26-50				RPI 51-100				Team's RPI: 63	RPI 101+			
RPI	S	Opponent	Score	RPI	S	Opponent	Score	RPI	S	Opponent	Score		RPI	S	Opponent	Score
1	H	Notre Dame	67 82	26	A	James Madison	87 91	55	N	Miami (FL)	67 74		120	H	Sacramento St.	92 83
6	N	UConn	50 86	28	H	California	57 72	77	A	Southern California	59 52		136	H	UC Riverside	57 43
7	H	Oregon St.	47 65	29	H	Stanford	70 79	77	H	Southern California	71 60		154	H	Oregon	46 62
18	A	North Carolina	68 84	30	H	Nebraska	66 71	95	A	Colorado	90 84		156	N	Samford	71 52
19	H	Texas	65 75										230	A	Utah	49 46
													268	H	Cincinnati	66 58
LAST 12 Division I GAMES:																
	7	H	Oregon St.	47 65		95	A	Colorado	90 84							
	156	N	Samford	71 52		230	A	Utah	49 46							
	26	A	James Madison	87 91		154	H	Oregon	46 62							
	28	H	California	57 72		77	A	Southern California	59 52							
	29	H	Stanford	70 79		1	H	Notre Dame	67 82							
	77	H	Southern California	71 60		6	N	UConn	50 86							

Non-Div I Games:

UCLA

■ Loss, 
■ Non-Conf, 
■ S Site, 
■ H Home 
■ A Away 
N Neutral

Average RPI Win:	119	WON-LOST	WINNING	LAST 10	STRENGTH OF	OPP. STRENGTH	TEAM	ADJ.	CONF.	ADJ CONF.
Average RPI Loss:	29	RECORD	PCT. RANK	GAMES	SCHEDULE	OF SCHEDULE	RPI	RPI	RPI	RPI
DIV. I ONLY	18- 1	3	10- 0	56	2	6	6	7	7	
DIV. I NON-CONF.	10- 1	16	4- 0	8	1	1	1	8	8	
TOTALS	RPI 1-25	RPI 26-50	W-L RECORDS	RPI 51-100	RPI 101-150	RPI 150+				
18- 1	4- 0	1- 1	OVERALL	6- 0	0- 0	7- 0				
7- 0	2- 0	0- 0	HOME	2- 0	0- 0	3- 0				
6- 1	1- 0	0- 1	AWAY	2- 0	0- 0	3- 0				
5- 0	1- 0	1- 0	NEUTRAL	2- 0	0- 0	1- 0				
10- 1	3- 0	1- 1	NON-CONFERENCE	5- 0	0- 0	1- 0				
3- 0	1- 0	0- 0	HOME	2- 0	0- 0	0- 0				
2- 1	1- 0	0- 1	AWAY	1- 0	0- 0	0- 0				
5- 0	1- 0	1- 0	NEUTRAL	2- 0	0- 0	1- 0				
8- 0	1- 0	0- 0	CONFERENCE	1- 0	0- 0	6- 0				
4- 0	1- 0	0- 0	HOME	0- 0	0- 0	3- 0				
4- 0	0- 0	0- 0	AWAY	1- 0	0- 0	3- 0				
0- 0	0- 0	0- 0	NEUTRAL	0- 0	0- 0	0- 0				

RPI	S	Opponent	Score	RPI	S	Opponent	Score	RPI	S	Opponent	Score	RPI	S	Opponent	Score
1	A	Notre Dame	76 58	29	A	Stanford	86 88	63	N	UCLA	86 50	166	H	Tulsa	98 60
15	H	South Fla.	92 50	41	N	Vanderbilt	91 52	64	N	St. John's (NY)	70 54	174	H	Temple	92 58
16	H	Duke	83 52					80	H	DePaul	98 64	216	A	UCF	100 45
17	N	Green Bay	89 53					87	A	East Carolina	89 38	243	A	SMU	87 28
								94	H	Creighton	96 60	243	H	SMU	96 45
								96	A	UC Davis	102 43	259	N	Col. of Charleston	85 24
												268	A	Cincinnati	96 31
LAST 12 Division I GAMES:															
268	A	Cincinnati	96 31	64	N	St. John's (NY)	70 54								
216	A	UCF	100 45	87	A	East Carolina	89 38								
15	H	South Fla.	92 50	16	H	Duke	83 52								
174	H	Temple	92 58	243	H	SMU	96 45								
243	A	SMU	87 28	63	N	UCLA	86 50								
166	H	Tulsa	98 60	80	H	DePaul	98 64								

Non-Div I Games:

UConn

Average RPI Win:	308	WON-LOST	WINNING	LAST 10	STRENGTH OF	OPP. STRENGTH	TEAM	ADJ.	CONF.	ADJ CONF.
Average RPI Loss:	176	RECORD	PCT. RANK	GAMES	SCHEDULE	OF SCHEDULE	RPI	RPI	RPI	RPI
DIV. I ONLY	5- 14	290	1- 9	291	294	303	303	23	23	
DIV. I NON-CONF.	4- 8	233	1- 4	332	317	315	315	24	24	
TOTALS	RPI 1-25	RPI 26-50	W-L RECORDS	RPI 51-100	RPI 101-150	RPI 150+				
5- 14	0- 0	0- 0	OVERALL	0- 3	0- 3	5- 8				
2- 6	0- 0	0- 0	HOME	0- 1	0- 1	2- 4				
3- 8	0- 0	0- 0	AWAY	0- 2	0- 2	3- 4				
0- 0	0- 0	0- 0	NEUTRAL	0- 0	0- 0	0- 0				
4- 8	0- 0	0- 0	NON-CONFERENCE	0- 2	0- 1	4- 5				
2- 3	0- 0	0- 0	HOME	0- 0	0- 0	2- 3				
2- 5	0- 0	0- 0	AWAY	0- 2	0- 1	2- 2				
0- 0	0- 0	0- 0	NEUTRAL	0- 0	0- 0	0- 0				
1- 6	0- 0	0- 0	CONFERENCE	0- 1	0- 2	1- 3				
0- 3	0- 0	0- 0	HOME	0- 1	0- 1	0- 1				
1- 3	0- 0	0- 0	AWAY	0- 0	0- 1	1- 2				
0- 0	0- 0	0- 0	NEUTRAL	0- 0	0- 0	0- 0				

RPI 1-25				RPI 26-50				RPI 51-100				RPI 101+				Team's RPI: 303	
RPI	S	Opponent	Score	RPI	S	Opponent	Score	RPI	S	Opponent	Score	RPI	S	Opponent	Score		
								71	H	Albany (NY)	62	72	117	H	Maine	42	56
								73	A	American	51	77	130	A	Bucknell	41	85
								88	A	Penn	63	69	140	A	Hartford	63	70
													155	A	New Hampshire	45	67
													195	A	La Salle	62	65
													205	H	Stony Brook	50	66
													206	H	Towson	54	59
													222	H	Robert Morris	60	84
													256	A	UMass Lowell	62	75
													267	H	Loyola Maryland	81	58
													289	H	Morgan St.	46	54
													308	A	Columbia	76	66
													311	A	Vermont	68	61
													315	A	Rider	55	67
													325	H	Coppin St.	78	65
													329	A	UMES	87	78
LAST 12 Division I GAMES:																	
				117	H	Maine	42	56		256	A	UMass Lowell	62	75			
				71	H	Albany (NY)	62	72		289	H	Morgan St.	46	54			
				140	A	Hartford	63	70		195	A	La Salle	62	65			
				311	A	Vermont	68	61		88	A	Penn	63	69			
				205	H	Stony Brook	50	66		329	A	UMES	87	78			
				155	A	New Hampshire	45	67		315	A	Rider	55	67			

Non-Div I Games: Eastern 93 68

UMBC

■ Loss, 
 ■ Non-Conf, 
 ■ S Site, 
 ■ H Home 
 ■ A Away 
 N Neutral

Average RPI Win:	255	WON-LOST	WINNING	LAST 10	STRENGTH OF	OPP. STRENGTH	TEAM	ADJ.	CONF.	ADJ CONF.
Average RPI Loss:	209	RECORD	PCT. RANK	GAMES	SCHEDULE	OF SCHEDULE	RPI	RPI	RPI	RPI
DIV. I ONLY	5- 10	258	4- 6	316	319	329	329	32	32	
DIV. I NON-CONF.	2- 7	290	2- 3	289	253	331	331	30	30	
TOTALS	RPI 1-25	RPI 26-50	W-L RECORDS	RPI 51-100	RPI 101-150	RPI 150+				
5- 10	0- 0	0- 0	OVERALL	0- 1	0- 2	5- 7				
5- 4	0- 0	0- 0	HOME	0- 1	0- 1	5- 2				
0- 6	0- 0	0- 0	AWAY	0- 0	0- 1	0- 5				
0- 0	0- 0	0- 0	NEUTRAL	0- 0	0- 0	0- 0				
2- 7	0- 0	0- 0	NON-CONFERENCE	0- 1	0- 2	2- 4				
2- 3	0- 0	0- 0	HOME	0- 1	0- 1	2- 1				
0- 4	0- 0	0- 0	AWAY	0- 0	0- 1	0- 3				
0- 0	0- 0	0- 0	NEUTRAL	0- 0	0- 0	0- 0				
3- 3	0- 0	0- 0	CONFERENCE	0- 0	0- 0	3- 3				
3- 1	0- 0	0- 0	HOME	0- 0	0- 0	3- 1				
0- 2	0- 0	0- 0	AWAY	0- 0	0- 0	0- 2				
0- 0	0- 0	0- 0	NEUTRAL	0- 0	0- 0	0- 0				

RPI 1-25				RPI 26-50				RPI 51-100				RPI 101+				Team's RPI: 329	
RPI	S	Opponent	Score	RPI	S	Opponent	Score	RPI	S	Opponent	Score	RPI	S	Opponent	Score		
								73	H	American	52	64	102	H	VCU	50	72
													110	A	Marshall	57	74
													184	H	Savannah St.	61	50
													189	A	Virginia Tech	41	63
													221	H	Monmouth	86	73
													225	A	USC Upstate	38	60
													246	H	N.C. A&T	58	43
													249	A	Bethune-Cookman	65	75
													264	A	Georgetown	75	88
													282	H	South Carolina St.	59	64
													285	H	Mt. St. Mary's	58	43
													289	A	Morgan St.	62	72
													303	H	UMBC	78	87
													340	H	N.C. Central	71	61
LAST 12 Division I GAMES:																	
				249	A	Bethune-Cookman	65	75	73	H	American	52	64				
				282	H	South Carolina St.	59	64	225	A	USC Upstate	38	60				
				184	H	Savannah St.	61	50	246	H	N.C. A&T	58	43				
				289	A	Morgan St.	62	72	340	H	N.C. Central	71	61				
				221	H	Monmouth	86	73	285	H	Mt. St. Mary's	58	43				
				303	H	UMBC	78	87	110	A	Marshall	57	74				

Non-Div I Games:      Cheyney                      63    38

UMES

  Loss, 
   Non-Conf, 
   S Site, 
   H Home 
   A Away 
 N Neutral

Average RPI Win:	331	WON-LOST	WINNING	LAST 10	STRENGTH OF	OPP. STRENGTH	TEAM	ADJ.	CONF.	ADJ CONF.
Average RPI Loss:	228	RECORD	PCT. RANK	GAMES	SCHEDULE	OF SCHEDULE	RPI	RPI	RPI	RPI
DIV. I ONLY	3- 14	319	1- 8	339	347	343	343	31	31	
DIV. I NON-CONF.	2- 11	314	0- 7	336	344	346	346	32	32	
TOTALS	RPI 1-25	RPI 26-50	W-L RECORDS	RPI 51-100	RPI 101-150	RPI 150+				
3- 14	0- 0	0- 0	OVERALL	0- 1	0- 1	3- 12				
1- 6	0- 0	0- 0	HOME	0- 0	0- 0	1- 6				
2- 8	0- 0	0- 0	AWAY	0- 1	0- 1	2- 6				
0- 0	0- 0	0- 0	NEUTRAL	0- 0	0- 0	0- 0				
2- 11	0- 0	0- 0	NON-CONFERENCE	0- 1	0- 1	2- 9				
1- 5	0- 0	0- 0	HOME	0- 0	0- 0	1- 5				
1- 6	0- 0	0- 0	AWAY	0- 1	0- 1	1- 4				
0- 0	0- 0	0- 0	NEUTRAL	0- 0	0- 0	0- 0				
1- 3	0- 0	0- 0	CONFERENCE	0- 0	0- 0	1- 3				
0- 1	0- 0	0- 0	HOME	0- 0	0- 0	0- 1				
1- 2	0- 0	0- 0	AWAY	0- 0	0- 0	1- 2				
0- 0	0- 0	0- 0	NEUTRAL	0- 0	0- 0	0- 0				

RPI 1-25				RPI 26-50				RPI 51-100				RPI 101+				Team's RPI: 343		
RPI	S	Opponent	Score	RPI	S	Opponent	Score	RPI	S	Opponent	Score	RPI	S	Opponent	Score			
								81	A	Kansas St.	36	65	136	A	UC Riverside	38	81	
														151	H	New Mexico St.	48	60
														164	A	Bakersfield	67	70
														198	H	SIUE	58	74
														201	A	Cal St. Fullerton	52	72
														203	A	North Florida	62	63
														244	A	Western Ill.	48	71
														274	H	Abilene Christian	55	80
														277	H	Milwaukee	60	72
														304	H	Southeast Mo. St.	50	65
														305	A	Eastern Ill.	69	53
														313	A	Seattle	46	60
														314	A	Denver	66	74
														338	H	North Texas	47	65
														342	A	Chicago St.	65	59
														345	H	Mississippi Val.	62	46
LAST 12 Division I GAMES:																		
				313	A	Seattle	46	60		201	A	Cal St. Fullerton	52	72				
				164	A	Bakersfield	67	70		198	H	SIUE	58	74				
				342	A	Chicago St.	65	59		338	H	North Texas	47	65				
				151	H	New Mexico St.	48	60		304	H	Southeast Mo. St.	50	65				
				203	A	North Florida	62	63		314	A	Denver	66	74				
				136	A	UC Riverside	38	81		277	H	Milwaukee	60	72				

Non-Div I Games: Rockhurst 60 65 William Jewell 51 59

UMKC

Loss, Non-Conf, S Site, H Home A Away N Neutral

Average RPI Win:	261	WON-LOST	WINNING	LAST 10	STRENGTH OF	OPP. STRENGTH	TEAM	ADJ.	CONF.	ADJ CONF.
Average RPI Loss:	138	RECORD	PCT. RANK	GAMES	SCHEDULE	OF SCHEDULE	RPI	RPI	RPI	RPI
DIV. I ONLY	7- 12	245	3- 7	191	187	256	256	23	23	
DIV. I NON-CONF.	5- 6	177	2- 2	159	138	190	190	24	24	
TOTALS	RPI 1-25	RPI 26-50	W-L RECORDS	RPI 51-100	RPI 101-150	RPI 150+				
7- 12	0- 2	0- 0	OVERALL	0- 1	2- 4	5- 5				
6- 5	0- 0	0- 0	HOME	0- 1	2- 3	4- 1				
1- 7	0- 1	0- 0	AWAY	0- 0	0- 1	1- 4				
0- 0	0- 0	0- 0	NEUTRAL	0- 0	0- 0	0- 0				
5- 6	0- 2	0- 0	NON-CONFERENCE	0- 0	2- 2	3- 2				
4- 2	0- 0	0- 0	HOME	0- 0	2- 2	2- 0				
1- 4	0- 2	0- 0	AWAY	0- 0	0- 0	1- 2				
0- 0	0- 0	0- 0	NEUTRAL	0- 0	0- 0	0- 0				
2- 6	0- 0	0- 0	CONFERENCE	0- 1	0- 2	2- 3				
2- 3	0- 0	0- 0	HOME	0- 1	0- 1	2- 1				
0- 3	0- 0	0- 0	AWAY	0- 0	0- 1	0- 2				
0- 0	0- 0	0- 0	NEUTRAL	0- 0	0- 0	0- 0				

RPI 1-25				RPI 26-50				RPI 51-100				RPI 101+ Team's RPI: 256			
RPI	S	Opponent	Score	RPI	S	Opponent	Score	RPI	S	Opponent	Score	RPI	S	Opponent	Score
1	A	Notre Dame	51 105					71	H	Albany (NY)	50 78	101	H	Rhode Island	66 75
16	A	Duke	48 95									117	A	Maine	54 68
												121	H	Yale	80 72
												138	H	Bryant	86 85
												140	H	Hartford	56 67
												150	H	Central Conn. St.	58 81
												155	A	New Hampshire	51 58
												192	A	Holy Cross	63 78
												205	H	Stony Brook	60 64
												218	A	Providence	54 66
												291	A	Binghamton	64 65
												303	H	UMBC	75 62
												308	A	Columbia	69 59
												311	H	Vermont	72 63
												318	H	St. Francis Brooklyn	64 62
												327	H	Fairleigh Dickinson	78 67
LAST 12 Division I GAMES:															
311	H	Vermont	72 63	303	H	UMBC	75 62								
205	H	Stony Brook	60 64	291	A	Binghamton	64 65								
155	A	New Hampshire	51 58	318	H	St. Francis Brooklyn	64 62								
140	H	Hartford	56 67	192	A	Holy Cross	63 78								
117	A	Maine	54 68	16	A	Duke	48 95								
71	H	Albany (NY)	50 78	138	H	Bryant	86 85								

Non-Div I Games: Mount Ida 93 41

UMass Lowell

■ Loss, 
 ■ Non-Conf, S Site, 
 ■ Home 
 ■ Away 
 N Neutral

## UNC Asheville

Through Games Of Jan. 25, 2015

Average RPI Win:	333	WON-LOST	WINNING	LAST 10	STRENGTH OF	OPP. STRENGTH	TEAM	ADJ.	CONF.	ADJ CONF.
Average RPI Loss:	203	RECORD	PCT. RANK	GAMES	SCHEDULE	OF SCHEDULE	RPI	RPI	RPI	RPI
DIV. I ONLY	4- 14	305	2- 8	311	339	332	332	30	30	
DIV. I NON-CONF.	0- 8	338	0- 3	316	288	348	348	33	33	
TOTALS	RPI 1-25	RPI 26-50	W-L RECORDS	RPI 51-100	RPI 101-150	RPI 150+				
4- 14	0- 1	0- 0	OVERALL	0- 0	0- 4	4- 9				
2- 6	0- 0	0- 0	HOME	0- 0	0- 3	2- 3				
2- 8	0- 1	0- 0	AWAY	0- 0	0- 1	2- 6				
0- 0	0- 0	0- 0	NEUTRAL	0- 0	0- 0	0- 0				
0- 8	0- 1	0- 0	NON-CONFERENCE	0- 0	0- 2	0- 5				
0- 3	0- 0	0- 0	HOME	0- 0	0- 1	0- 2				
0- 5	0- 1	0- 0	AWAY	0- 0	0- 1	0- 3				
0- 0	0- 0	0- 0	NEUTRAL	0- 0	0- 0	0- 0				
4- 6	0- 0	0- 0	CONFERENCE	0- 0	0- 2	4- 4				
2- 3	0- 0	0- 0	HOME	0- 0	0- 2	2- 1				
2- 3	0- 0	0- 0	AWAY	0- 0	0- 0	2- 3				
0- 0	0- 0	0- 0	NEUTRAL	0- 0	0- 0	0- 0				

RPI 1-25			RPI 26-50			RPI 51-100			RPI 101+			Team's RPI: 332
RPI	S	Opponent	Score	RPI	S	Opponent	Score	RPI	S	Opponent	Score	
15	A	South Fla.	53 97					103	A	Furman	71 81	
								107	H	Liberty	55 67	
								132	H	East Tenn. St.	68 81	
								148	H	High Point	50 67	
								209	H	Radford	65 67	
								217	A	Winthrop	55 75	
								225	A	USC Upstate	60 67	
								240	A	Presbyterian	57 69	
								245	A	Campbell	55 60	
								246	A	N.C. A&T	46 63	
								292	H	Western Caro.	66 79	
								316	H	Coastal Caro.	68 61	
								322	H	Wofford	52 70	
								324	A	Gardner-Webb	64 55	
								340	A	N.C. Central	52 55	
								341	A	Longwood	60 44	
								349	H	Charleston So.	56 47	
LAST 12 Division I GAMES:												
316	H	Coastal Caro.	68 61	240	A	Presbyterian	57 69					
209	H	Radford	65 67	107	H	Liberty	55 67					
324	A	Gardner-Webb	64 55	225	A	USC Upstate	60 67					
148	H	High Point	50 67	292	H	Western Caro.	66 79					
245	A	Campbell	55 60	341	A	Longwood	60 44					
217	A	Winthrop	55 75	103	A	Furman	71 81					

Non-Div I Games: Barton 71 48

UNC Asheville

■ Loss, 
 ■ Non-Conf, S Site, 
 ■ Home 
 ■ Away 
 N Neutral

UNC Greensboro

Through Games Of Jan. 25, 2015

Average RPI Win:	302	WON-LOST	WINNING	LAST 10	STRENGTH OF	OPP. STRENGTH	TEAM	ADJ.	CONF.	ADJ CONF.
Average RPI Loss:	169	RECORD	PCT. RANK	GAMES	SCHEDULE	OF SCHEDULE	RPI	RPI	RPI	RPI
DIV. I ONLY	4- 15	309	0- 9	215	311	294	294	19	19	
DIV. I NON-CONF.	4- 10	259	1- 5	280	321	287	287	20	20	
TOTALS	RPI 1-25	RPI 26-50	W-L RECORDS	RPI 51-100	RPI 101-150	RPI 150+				
4- 15	0- 0	0- 1	OVERALL	0- 1	0- 5	4- 8				
2- 4	0- 0	0- 1	HOME	0- 0	0- 0	2- 3				
2- 8	0- 0	0- 0	AWAY	0- 0	0- 5	2- 3				
0- 3	0- 0	0- 0	NEUTRAL	0- 1	0- 0	0- 2				
4- 10	0- 0	0- 0	NON-CONFERENCE	0- 1	0- 4	4- 5				
2- 1	0- 0	0- 0	HOME	0- 0	0- 0	2- 1				
2- 6	0- 0	0- 0	AWAY	0- 0	0- 4	2- 2				
0- 3	0- 0	0- 0	NEUTRAL	0- 1	0- 0	0- 2				
0- 5	0- 0	0- 1	CONFERENCE	0- 0	0- 1	0- 3				
0- 3	0- 0	0- 1	HOME	0- 0	0- 0	0- 2				
0- 2	0- 0	0- 0	AWAY	0- 0	0- 1	0- 1				
0- 0	0- 0	0- 0	NEUTRAL	0- 0	0- 0	0- 0				

RPI 1-25			RPI 26-50			RPI 51-100			RPI 101+			Team's RPI: 294
RPI	S	Opponent	Score	RPI	S	Opponent	Score	RPI	S	Opponent	Score	
				33	H	Chattanooga	46 81	76	N	LSU	61 82	
								102	A	VCU	73 80	
								113	A	Clemson	51 80	
								125	A	Hawaii	54 74	
								132	A	East Tenn. St.	65 87	
								148	A	High Point	67 78	
								156	H	Samford	56 62	
								159	A	St. Bonaventure	60 78	
								190	H	Mercer	73 74	
								207	N	Northern Ky.	58 66	
								225	H	USC Upstate	60 69	
								236	A	Navy	64 71	
								259	A	Col. of Charleston	70 68	
								282	H	South Carolina St.	70 50	
								292	A	Western Caro.	49 70	
								324	H	Gardner-Webb	76 60	
								337	N	Florida A&M	64 70	
								341	A	Longwood	70 64	
LAST 12 Division I GAMES:												
292	A	Western Caro.	49 70	337	N	Florida A&M	64 70					
33	H	Chattanooga	46 81	76	N	LSU	61 82					
132	A	East Tenn. St.	65 87	159	A	St. Bonaventure	60 78					
190	H	Mercer	73 74	102	A	VCU	73 80					
156	H	Samford	56 62	282	H	South Carolina St.	70 50					
125	A	Hawaii	54 74	148	A	High Point	67 78					

Non-Div I Games: Livingstone 81 77

UNC Greensboro

Loss, Non-Conf, S Site, H Home A Away N Neutral



Average RPI Win:	211	WON-LOST	WINNING	LAST 10	STRENGTH OF	OPP. STRENGTH	TEAM	ADJ.	CONF.	ADJ CONF.
Average RPI Loss:	138	RECORD	PCT. RANK	GAMES	SCHEDULE	OF SCHEDULE	RPI	RPI	RPI	RPI
DIV. I ONLY	7- 11	229	4- 6	177	182	255	255	12	12	
DIV. I NON-CONF.	3- 7	250	2- 2	201	299	301	301	11	11	
TOTALS	RPI 1-25	RPI 26-50	W-L RECORDS	RPI 51-100	RPI 101-150	RPI 150+				
7- 11	0- 0	0- 2	OVERALL	0- 2	2- 3	5- 4				
7- 4	0- 0	0- 0	HOME	0- 1	2- 1	5- 2				
0- 7	0- 0	0- 2	AWAY	0- 1	0- 2	0- 2				
0- 0	0- 0	0- 0	NEUTRAL	0- 0	0- 0	0- 0				
3- 7	0- 0	0- 1	NON-CONFERENCE	0- 1	1- 2	2- 3				
3- 4	0- 0	0- 0	HOME	0- 1	1- 1	2- 2				
0- 3	0- 0	0- 1	AWAY	0- 0	0- 1	0- 1				
0- 0	0- 0	0- 0	NEUTRAL	0- 0	0- 0	0- 0				
4- 4	0- 0	0- 1	CONFERENCE	0- 1	1- 1	3- 1				
4- 0	0- 0	0- 0	HOME	0- 0	1- 0	3- 0				
0- 4	0- 0	0- 1	AWAY	0- 1	0- 1	0- 1				
0- 0	0- 0	0- 0	NEUTRAL	0- 0	0- 0	0- 0				

RPI 1-25				RPI 26-50				RPI 51-100				RPI 101+				Team's RPI: 255	
RPI	S	Opponent	Score	RPI	S	Opponent	Score	RPI	S	Opponent	Score	RPI	S	Opponent	Score		
				26	A	James Madison	57 74	62	A	Drexel	53 58	102	H	VCU	53 59		
				44	A	Stetson	55 72	98	H	Richmond	67 77						
												106	H	Elon	76 68		
												112	A	Hofstra	57 71		
												132	H	East Tenn. St.	61 48		
												147	A	Appalachian St.	72 82		
												177	H	William & Mary	63 62		
												178	A	Fla. Atlantic	80 84		
												203	H	North Florida	41 55		
												206	H	Towson	71 63		
												245	H	Campbell	89 80		
												252	A	Northeastern	64 73		
												259	H	Col. of Charleston	69 57		
												292	H	Western Caro.	53 64		
												349	H	Charleston So.	80 70		
LAST 12 Division I GAMES:																	
				206	H	Towson	71 63	26	A	James Madison	57 74						
				106	H	Elon	76 68	177	H	William & Mary	63 62						
				112	A	Hofstra	57 71	44	A	Stetson	55 72						
				252	A	Northeastern	64 73	178	A	Fla. Atlantic	80 84						
				62	A	Drexel	53 58	349	H	Charleston So.	80 70						
				259	H	Col. of Charleston	69 57	132	H	East Tenn. St.	61 48						

Non-Div I Games: UNC Pembroke 75 38

UNCW

■ Loss, 
 ■ Non-Conf, 
 ■ S Site, 
 ■ Home 
 ■ A Away 
 N Neutral

Average RPI Win:	218	WON-LOST	WINNING	LAST 10	STRENGTH OF	OPP. STRENGTH	TEAM	ADJ.	CONF.	ADJ CONF.
Average RPI Loss:	69	RECORD	PCT. RANK	GAMES	SCHEDULE	OF SCHEDULE	RPI	RPI	RPI	RPI
DIV. I ONLY	10- 8	138	8- 2	115	145	114	114	18	18	
DIV. I NON-CONF.	4- 7	219	3- 2	15	146	133	133	15	15	
TOTALS	RPI 1-25	RPI 26-50	W-L RECORDS	RPI 51-100	RPI 101-150	RPI 150+				
10- 8	0- 1	0- 1	OVERALL	0- 5	3- 1	7- 0				
5- 3	0- 0	0- 0	HOME	0- 3	2- 0	3- 0				
5- 4	0- 1	0- 0	AWAY	0- 2	1- 1	4- 0				
0- 1	0- 0	0- 1	NEUTRAL	0- 0	0- 0	0- 0				
4- 7	0- 1	0- 1	NON-CONFERENCE	0- 4	1- 1	3- 0				
3- 2	0- 0	0- 0	HOME	0- 2	1- 0	2- 0				
1- 4	0- 1	0- 0	AWAY	0- 2	0- 1	1- 0				
0- 1	0- 0	0- 1	NEUTRAL	0- 0	0- 0	0- 0				
6- 1	0- 0	0- 0	CONFERENCE	0- 1	2- 0	4- 0				
2- 1	0- 0	0- 0	HOME	0- 1	1- 0	1- 0				
4- 0	0- 0	0- 0	AWAY	0- 0	1- 0	3- 0				
0- 0	0- 0	0- 0	NEUTRAL	0- 0	0- 0	0- 0				

RPI 1-25				RPI 26-50				RPI 51-100				RPI 101+ Team's RPI: 114			
RPI	S	Opponent	Score	RPI	S	Opponent	Score	RPI	S	Opponent	Score	RPI	S	Opponent	Score
11	A	Iowa	45 73	43	N	Tulane	48 71	65	A	Akron	73 82	112	A	Hofstra	58 61
								67	H	South Dakota St.	60 74	115	A	Indiana St.	57 55
								74	A	South Dakota	77 85	119	H	Dartmouth	62 46
								83	H	Drake	72 76	143	H	Southern Ill.	79 70
								94	H	Creighton	56 58	166	A	Tulsa	69 66
												204	A	Evansville	58 44
												235	H	North Dakota St.	56 41
												276	H	Northern Ill.	51 42
												296	A	Loyola Chicago	75 58
												299	H	Illinois St.	71 43
												323	A	Bradley	70 51
LAST 12 Division I GAMES:															
115	A	Indiana St.	57 55	323	A	Bradley	70 51								
204	A	Evansville	58 44	67	H	South Dakota St.	60 74								
83	H	Drake	72 76	276	H	Northern Ill.	51 42								
299	H	Illinois St.	71 43	119	H	Dartmouth	62 46								
143	H	Southern Ill.	79 70	235	H	North Dakota St.	56 41								
296	A	Loyola Chicago	75 58	94	H	Creighton	56 58								

Non-Div I Games:

UNI

Average RPI Win:	265	WON-LOST	WINNING	LAST 10	STRENGTH OF	OPP. STRENGTH	TEAM	ADJ.	CONF.	ADJ CONF.
Average RPI Loss:	151	RECORD	PCT. RANK	GAMES	SCHEDULE	OF SCHEDULE	RPI	RPI	RPI	RPI
DIV. I ONLY	6- 12	258	3- 7	245	203	272	272	21	21	
DIV. I NON-CONF.	3- 8	263	0- 5	190	259	290	290	19	19	
TOTALS	RPI 1-25	RPI 26-50	W-L RECORDS	RPI 51-100	RPI 101-150	RPI 150+				
6- 12	0- 0	0- 0	OVERALL	0- 3	0- 3	6- 6				
5- 3	0- 0	0- 0	HOME	0- 2	0- 1	5- 0				
1- 8	0- 0	0- 0	AWAY	0- 1	0- 1	1- 6				
0- 1	0- 0	0- 0	NEUTRAL	0- 0	0- 1	0- 0				
3- 8	0- 0	0- 0	NON-CONFERENCE	0- 3	0- 2	3- 3				
3- 2	0- 0	0- 0	HOME	0- 2	0- 0	3- 0				
0- 5	0- 0	0- 0	AWAY	0- 1	0- 1	0- 3				
0- 1	0- 0	0- 0	NEUTRAL	0- 0	0- 1	0- 0				
3- 4	0- 0	0- 0	CONFERENCE	0- 0	0- 1	3- 3				
2- 1	0- 0	0- 0	HOME	0- 0	0- 1	2- 0				
1- 3	0- 0	0- 0	AWAY	0- 0	0- 0	1- 3				
0- 0	0- 0	0- 0	NEUTRAL	0- 0	0- 0	0- 0				

RPI 1-25				RPI 26-50				RPI 51-100				RPI 101+				Team's RPI: 272	
RPI	S	Opponent	Score	RPI	S	Opponent	Score	RPI	S	Opponent	Score	RPI	S	Opponent	Score		
								52	H	Northwestern	84	88	125	A	Hawaii	70	79
								60	A	BYU	61	76	131	H	Boise St.	67	78
								67	H	South Dakota St.	59	65	133	N	Missouri	60	79
													164	A	Bakersfield	71	74
													182	A	New Mexico	60	63
													210	A	San Jose St.	72	68
													213	A	Southern Utah	84	93
													220	A	Nevada	62	71
													224	H	Wyoming	58	55
													229	H	San Diego St.	64	47
													230	A	Utah	49	62
													231	A	Utah St.	72	85
													284	H	A&M-Corpus Christi	77	65
													295	H	Loyola Marymount	91	76
													346	H	Delaware St.	91	78
LAST 12 Division I GAMES:																	
				231	A	Utah St.	72	85	224	H	Wyoming	58	55				
				182	A	New Mexico	60	63	164	A	Bakersfield	71	74				
				229	H	San Diego St.	64	47	52	H	Northwestern	84	88				
				131	H	Boise St.	67	78	213	A	Southern Utah	84	93				
				210	A	San Jose St.	72	68	230	A	Utah	49	62				
				220	A	Nevada	62	71	60	A	BYU	61	76				

Non-Div I Games:

UNLV

■ Loss, 
 ■ Non-Conf, 
 ■ S Site, 
 ■ H Home 
 ■ A Away 
 N Neutral

Average RPI Win:	291	WON-LOST	WINNING	LAST 10	STRENGTH OF	OPP. STRENGTH	TEAM	ADJ.	CONF.	ADJ CONF.
Average RPI Loss:	137	RECORD	PCT. RANK	GAMES	SCHEDULE	OF SCHEDULE	RPI	RPI	RPI	RPI
DIV. I ONLY	7- 11	229	4- 6	195	240	225	225	11	11	
DIV. I NON-CONF.	6- 7	174	4- 3	302	261	237	237	12	12	
TOTALS	RPI 1-25	RPI 26-50	W-L RECORDS	RPI 51-100	RPI 101-150	RPI 150+				
7- 11	0- 3	0- 1	OVERALL	0- 0	0- 2	7- 5				
6- 1	0- 0	0- 0	HOME	0- 0	0- 1	6- 0				
1- 10	0- 3	0- 1	AWAY	0- 0	0- 1	1- 5				
0- 0	0- 0	0- 0	NEUTRAL	0- 0	0- 0	0- 0				
6- 7	0- 2	0- 0	NON-CONFERENCE	0- 0	0- 1	6- 4				
5- 0	0- 0	0- 0	HOME	0- 0	0- 0	5- 0				
1- 7	0- 2	0- 0	AWAY	0- 0	0- 1	1- 4				
0- 0	0- 0	0- 0	NEUTRAL	0- 0	0- 0	0- 0				
1- 4	0- 1	0- 1	CONFERENCE	0- 0	0- 1	1- 1				
1- 1	0- 0	0- 0	HOME	0- 0	0- 1	1- 0				
0- 3	0- 1	0- 1	AWAY	0- 0	0- 0	0- 1				
0- 0	0- 0	0- 0	NEUTRAL	0- 0	0- 0	0- 0				

RPI 1-25				RPI 26-50				RPI 51-100				RPI 101+ Team's RPI: 225			
RPI	S	Opponent	Score	RPI	S	Opponent	Score	RPI	S	Opponent	Score	RPI	S	Opponent	Score
11	A	Iowa	56 107	44	A	Stetson	44 67					103	A	Furman	59 74
21	A	FGCU	61 79									109	H	Kennesaw St.	63 72
24	A	Iowa St.	76 98									160	A	Alabama	65 74
												207	A	Northern Ky.	74 77
												215	H	Morehead St.	75 69
												257	H	Lipscomb	71 68
												259	A	Col. of Charleston	60 61
												282	A	South Carolina St.	50 60
												292	A	Western Caro.	59 63
												294	A	UNC Greensboro	69 60
												300	H	Norfolk St.	70 58
												309	H	IPFW	85 73
												329	H	UMES	60 38
												332	H	UNC Asheville	67 60
LAST 12 Division I GAMES:															
44	A	Stetson	44 67	300	H	Norfolk St.	70 58								
21	A	FGCU	61 79	259	A	Col. of Charleston	60 61								
207	A	Northern Ky.	74 77	332	H	UNC Asheville	67 60								
257	H	Lipscomb	71 68	215	H	Morehead St.	75 69								
109	H	Kennesaw St.	63 72	329	H	UMES	60 38								
103	A	Furman	59 74	292	A	Western Caro.	59 63								

Non-Div I Games: Converse 78 50 Brevard 72 44

USC Upstate

Loss, Non-Conf, S Site, H Home A Away N Neutral

Average RPI Win:	259	WON-LOST	WINNING	LAST 10	STRENGTH OF	OPP. STRENGTH	TEAM	ADJ.	CONF.	ADJ CONF.
Average RPI Loss:	110	RECORD	PCT. RANK	GAMES	SCHEDULE	OF SCHEDULE	RPI	RPI	RPI	RPI
DIV. I ONLY	11- 9	145	8- 2	259	144	183	183	26	26	
DIV. I NON-CONF.	4- 9	243	2- 3	225	35	244	244	26	26	
TOTALS	RPI 1-25	RPI 26-50	W-L RECORDS	RPI 51-100	RPI 101-150	RPI 150+				
11- 9	0- 2	0- 1	OVERALL	0- 0	0- 2	11- 4				
7- 2	0- 0	0- 1	HOME	0- 0	0- 1	7- 0				
4- 5	0- 1	0- 0	AWAY	0- 0	0- 1	4- 3				
0- 2	0- 1	0- 0	NEUTRAL	0- 0	0- 0	0- 1				
4- 9	0- 2	0- 1	NON-CONFERENCE	0- 0	0- 2	4- 4				
2- 2	0- 0	0- 1	HOME	0- 0	0- 1	2- 0				
2- 5	0- 1	0- 0	AWAY	0- 0	0- 1	2- 3				
0- 2	0- 1	0- 0	NEUTRAL	0- 0	0- 0	0- 1				
7- 0	0- 0	0- 0	CONFERENCE	0- 0	0- 0	7- 0				
5- 0	0- 0	0- 0	HOME	0- 0	0- 0	5- 0				
2- 0	0- 0	0- 0	AWAY	0- 0	0- 0	2- 0				
0- 0	0- 0	0- 0	NEUTRAL	0- 0	0- 0	0- 0				

RPI	S	Opponent	Score	RPI	S	Opponent	Score	RPI	S	Opponent	Score	RPI	S	Opponent	Score	Team's RPI: 183
9	A	Louisville	43 77	33	H	Chattanooga	54 65					133	A	Missouri	65 74	
12	N	Dayton	47 78									143	H	Southern Ill.	78 87	
												156	A	Samford	75 79	
												158	A	Arizona	56 61	
												160	A	Alabama	55 68	
												181	A	Belmont	85 68	
												188	N	Pepperdine	58 59	
												199	H	Jacksonville St.	67 47	
												204	H	Evansville	84 74	
												215	H	Morehead St.	99 70	
												250	H	Eastern Ky.	76 63	
												268	H	Cincinnati	62 61	
												298	A	Miami (OH)	90 57	
												299	A	Illinois St.	79 46	
												304	H	Southeast Mo. St.	96 55	
												305	H	Eastern Ill.	81 51	
												331	A	Tennessee Tech	79 59	
LAST 12 Division I GAMES:																
304	H	Southeast Mo. St.	96 55	181	A	Belmont	85 68									
305	H	Eastern Ill.	81 51	158	A	Arizona	56 61									
199	H	Jacksonville St.	67 47	133	A	Missouri	65 74									
331	A	Tennessee Tech	79 59	298	A	Miami (OH)	90 57									
215	H	Morehead St.	99 70	33	H	Chattanooga	54 65									
250	H	Eastern Ky.	76 63	299	A	Illinois St.	79 46									

Non-Div I Games:

UT Martin

■ Loss, 
■ Non-Conf, 
■ S Site, 
■ H Home 
■ A Away 
N Neutral

Average RPI Win:	254	WON-LOST	WINNING	LAST 10	STRENGTH OF	OPP. STRENGTH	TEAM	ADJ.	CONF.	ADJ CONF.
Average RPI Loss:	156	RECORD	PCT. RANK	GAMES	SCHEDULE	OF SCHEDULE	RPI	RPI	RPI	RPI
DIV. I ONLY	7- 8	196	5- 5	265	238	261	261	17	17	
DIV. I NON-CONF.	4- 4	158	2- 2	324	286	289	289	18	18	
TOTALS	RPI 1-25	RPI 26-50	W-L RECORDS	RPI 51-100	RPI 101-150	RPI 150+				
7- 8	0- 0	0- 1	OVERALL	0- 1	0- 2	7- 4				
6- 4	0- 0	0- 1	HOME	0- 0	0- 1	6- 2				
1- 3	0- 0	0- 0	AWAY	0- 0	0- 1	1- 2				
0- 1	0- 0	0- 0	NEUTRAL	0- 1	0- 0	0- 0				
4- 4	0- 0	0- 0	NON-CONFERENCE	0- 1	0- 0	4- 3				
4- 1	0- 0	0- 0	HOME	0- 0	0- 0	4- 1				
0- 2	0- 0	0- 0	AWAY	0- 0	0- 0	0- 2				
0- 1	0- 0	0- 0	NEUTRAL	0- 1	0- 0	0- 0				
3- 4	0- 0	0- 1	CONFERENCE	0- 0	0- 2	3- 1				
2- 3	0- 0	0- 1	HOME	0- 0	0- 1	2- 1				
1- 1	0- 0	0- 0	AWAY	0- 0	0- 1	1- 0				
0- 0	0- 0	0- 0	NEUTRAL	0- 0	0- 0	0- 0				

RPI 1-25			RPI 26-50			RPI 51-100			RPI 101+			Team's RPI: 261
RPI	S	Opponent	Score	RPI	S	Opponent	Score	RPI	S	Opponent	Score	
				27	H	Western Ky.	74 80	81	N	Kansas St.	43 72	110 H Marshall 71 76
										126 A Louisiana Tech 72 90		
										151 H New Mexico St. 78 73		
										152 A Southern Miss. 71 59		
										182 A New Mexico 57 72		
										191 H UTSA 53 55		
										214 H Prairie View 86 48		
										243 A SMU 59 63		
										260 H Rice 54 51		
										290 H Houston Baptist 77 87		
										328 H Northern Ariz. 82 58		
										334 H Alcorn 63 53		
										338 H North Texas 60 58		
LAST 12 Division I GAMES:												
110	H	Marshall	71 76	338	H	North Texas	60 58					
27	H	Western Ky.	74 80	334	H	Alcorn	63 53					
191	H	UTSA	53 55	214	H	Prairie View	86 48					
152	A	Southern Miss.	71 59	182	A	New Mexico	57 72					
126	A	Louisiana Tech	72 90	290	H	Houston Baptist	77 87					
260	H	Rice	54 51	81	N	Kansas St.	43 72					

Non-Div I Games: Eastern N.M. 84 49

UTEP

Loss, Non-Conf, S Site, H Home A Away N Neutral

Average RPI Win: <b>224</b>	WON-LOST	WINNING	LAST 10	STRENGTH OF	OPP. STRENGTH	TEAM	ADJ.	CONF.	ADJ CONF.
Average RPI Loss: <b>144</b>	RECORD	PCT. RANK	GAMES	SCHEDULE	OF SCHEDULE	RPI	RPI	RPI	RPI
DIV. I ONLY	9- 10	182	5- 5	146	257	191	191	17	17
DIV. I NON-CONF.	5- 7	204	1- 4	158	292	222	222	18	18
TOTALS	RPI 1-25	RPI 26-50	W-L RECORDS	RPI 51-100	RPI 101-150	RPI 150+			
9- 10	0- 1	1- 0	OVERALL	0- 3	1- 2	7- 4			
6- 4	0- 0	1- 0	HOME	0- 2	1- 1	4- 1			
3- 4	0- 1	0- 0	AWAY	0- 1	0- 1	3- 1			
0- 2	0- 0	0- 0	NEUTRAL	0- 0	0- 0	0- 2			
5- 7	0- 1	0- 0	NON-CONFERENCE	0- 3	0- 1	5- 2			
3- 3	0- 0	0- 0	HOME	0- 2	0- 1	3- 0			
2- 2	0- 1	0- 0	AWAY	0- 1	0- 0	2- 0			
0- 2	0- 0	0- 0	NEUTRAL	0- 0	0- 0	0- 2			
4- 3	0- 0	1- 0	CONFERENCE	0- 0	1- 1	2- 2			
3- 1	0- 0	1- 0	HOME	0- 0	1- 0	1- 1			
1- 2	0- 0	0- 0	AWAY	0- 0	0- 1	1- 1			
0- 0	0- 0	0- 0	NEUTRAL	0- 0	0- 0	0- 0			

RPI 1-25				RPI 26-50				RPI 51-100				RPI 101+				Team's RPI: 191	
RPI	S	Opponent	Score	RPI	S	Opponent	Score	RPI	S	Opponent	Score	RPI	S	Opponent	Score		
19	A	Texas	48 68	27	H	Western Ky.	64 63	74	H	South Dakota	69 76	110	H	Marshall	60 48		
								83	H	Drake	61 69	126	A	Louisiana Tech	74 79		
								97	A	Texas Tech	48 64	145	H	Texas St.	53 57		
												152	A	Southern Miss.	60 69		
												198	H	SIUE	75 60		
												237	N	Nicholls St.	49 57		
												238	A	Lamar	72 40		
												248	A	Texas-Arlington	63 55		
												251	N	Houston	53 56		
												260	H	Rice	58 62		
												261	A	UTEP	55 53		
												274	H	Abilene Christian	70 57		
												326	H	Incarinate Word	57 31		
												338	H	North Texas	53 45		
LAST 12 Division I GAMES:																	
27	H	Western Ky.	64 63	260	H	Rice	58 62	198	H	SIUE	75 60						
110	H	Marshall	60 48	74	H	South Dakota	69 76	237	N	Nicholls St.	49 57						
261	A	UTEP	55 53	97	A	Texas Tech	48 64	251	N	Houston	53 56						
126	A	Louisiana Tech	74 79														
152	A	Southern Miss.	60 69														
338	H	North Texas	53 45														

Non-Div I Games:

UTSA

  Loss, 
  Non-Conf, 
  S Site, 
  H Home 
  A Away 
N Neutral

Average RPI Win:	212	WON-LOST	WINNING	LAST 10	STRENGTH OF	OPP. STRENGTH	TEAM	ADJ.	CONF.	ADJ CONF.
Average RPI Loss:	76	RECORD	PCT. RANK	GAMES	SCHEDULE	OF SCHEDULE	RPI	RPI	RPI	RPI
DIV. I ONLY	6- 13	271	2- 8	110	30	230	230	5	5	
DIV. I NON-CONF.	6- 5	145	3- 1	189	113	198	198	3	3	
TOTALS	RPI 1-25	RPI 26-50	W-L RECORDS	RPI 51-100	RPI 101-150	RPI 150+				
6- 13	0- 1	0- 4	OVERALL	0- 7	1- 0	5- 1				
6- 4	0- 0	0- 0	HOME	0- 4	1- 0	5- 0				
0- 7	0- 1	0- 4	AWAY	0- 2	0- 0	0- 0				
0- 2	0- 0	0- 0	NEUTRAL	0- 1	0- 0	0- 1				
6- 5	0- 0	0- 1	NON-CONFERENCE	0- 3	1- 0	5- 1				
6- 1	0- 0	0- 0	HOME	0- 1	1- 0	5- 0				
0- 2	0- 0	0- 1	AWAY	0- 1	0- 0	0- 0				
0- 2	0- 0	0- 0	NEUTRAL	0- 1	0- 0	0- 1				
0- 8	0- 1	0- 3	CONFERENCE	0- 4	0- 0	0- 0				
0- 3	0- 0	0- 0	HOME	0- 3	0- 0	0- 0				
0- 5	0- 1	0- 3	AWAY	0- 1	0- 0	0- 0				
0- 0	0- 0	0- 0	NEUTRAL	0- 0	0- 0	0- 0				

RPI 1-25				RPI 26-50				RPI 51-100				RPI 101+ Team's RPI: 230			
RPI	S	Opponent	Score	RPI	S	Opponent	Score	RPI	S	Opponent	Score	RPI	S	Opponent	Score
23	A	Washington	51 63	28	A	California	49 67	60	H	BYU	56 60	126	H	Louisiana Tech	67 52
				29	A	Stanford	44 55	63	H	UCLA	46 49	196	H	Charlotte	54 52
				30	A	Nebraska	43 66	77	H	Southern California	43 46	210	H	San Jose St.	100 87
				49	A	Washington St.	54 63	91	N	Ole Miss	38 52	231	H	Utah St.	63 57
								94	A	Creighton	56 64	239	H	Idaho St.	59 40
								95	A	Colorado	72 77	254	N	Portland	50 58
								95	H	Colorado	54 73	272	H	UNLV	62 49
LAST 12 Division I GAMES:															
23	A	Washington	51 63	29	A	Stanford	44 55								
49	A	Washington St.	54 63	28	A	California	49 67								
95	H	Colorado	54 73	196	H	Charlotte	54 52								
95	A	Colorado	72 77	126	H	Louisiana Tech	67 52								
77	H	Southern California	43 46	60	H	BYU	56 60								
63	H	UCLA	46 49	239	H	Idaho St.	59 40								

Non-Div I Games:

Utah



Average RPI Win:	269	WON-LOST	WINNING	LAST 10	STRENGTH OF	OPP. STRENGTH	TEAM	ADJ.	CONF.	ADJ CONF.
Average RPI Loss:	104	RECORD	PCT. RANK	GAMES	SCHEDULE	OF SCHEDULE	RPI	RPI	RPI	RPI
DIV. I ONLY	5- 13	286	3- 7	99	124	231	231	21	21	
DIV. I NON-CONF.	2- 9	297	1- 3	36	55	223	223	19	19	
TOTALS	RPI 1-25	RPI 26-50	W-L RECORDS	RPI 51-100	RPI 101-150	RPI 150+				
5- 13	0- 2	0- 2	OVERALL	0- 2	0- 3	5- 4				
4- 3	0- 0	0- 1	HOME	0- 1	0- 1	4- 0				
1- 8	0- 2	0- 0	AWAY	0- 1	0- 1	1- 4				
0- 2	0- 0	0- 1	NEUTRAL	0- 0	0- 1	0- 0				
2- 9	0- 2	0- 1	NON-CONFERENCE	0- 2	0- 2	2- 2				
2- 1	0- 0	0- 0	HOME	0- 1	0- 0	2- 0				
0- 6	0- 2	0- 0	AWAY	0- 1	0- 1	0- 2				
0- 2	0- 0	0- 1	NEUTRAL	0- 0	0- 1	0- 0				
3- 4	0- 0	0- 1	CONFERENCE	0- 0	0- 1	3- 2				
2- 2	0- 0	0- 1	HOME	0- 0	0- 1	2- 0				
1- 2	0- 0	0- 0	AWAY	0- 0	0- 0	1- 2				
0- 0	0- 0	0- 0	NEUTRAL	0- 0	0- 0	0- 0				

RPI 1-25				RPI 26-50				RPI 51-100				RPI 101+ Team's RPI: 231			
RPI	S	Opponent	Score	RPI	S	Opponent	Score	RPI	S	Opponent	Score	RPI	S	Opponent	Score
2	A	Baylor	43 99	35	H	Fresno St.	64 70	56	A	Pacific	62 70	120	A	Sacramento St.	92 102
7	A	Oregon St.	62 85	44	N	Stetson	64 84	60	H	BYU	58 62	124	N	Marist	65 68
												131	H	Boise St.	53 63
												154	A	Oregon	77 100
												182	A	New Mexico	59 60
												186	H	Northern Colo.	65 61
												210	A	San Jose St.	58 62
												220	H	Nevada	68 57
												230	A	Utah	57 63
												272	H	UNLV	85 72
												317	H	Utah Valley	79 61
												348	A	Air Force	69 53
LAST 12 Division I GAMES:															
272	H	UNLV	85 72	210	A	San Jose St.	58 62								
220	H	Nevada	68 57	60	H	BYU	58 62								
348	A	Air Force	69 53	120	A	Sacramento St.	92 102								
182	A	New Mexico	59 60	56	A	Pacific	62 70								
35	H	Fresno St.	64 70	186	H	Northern Colo.	65 61								
131	H	Boise St.	53 63	230	A	Utah	57 63								

Non-Div I Games: Westminster (UT) 60 51

Utah St.

## Utah Valley

Through Games Of Jan. 25, 2015

Average RPI Win:	271	WON-LOST	WINNING	LAST 10	STRENGTH OF	OPP. STRENGTH	TEAM	ADJ.	CONF.	ADJ CONF.
Average RPI Loss:	186	RECORD	PCT. RANK	GAMES	SCHEDULE	OF SCHEDULE	RPI	RPI	RPI	RPI
DIV. I ONLY	5- 12	280	3- 7	287	284	317	317	31	31	
DIV. I NON-CONF.	4- 9	243	3- 5	273	294	312	312	32	32	
TOTALS	RPI 1-25	RPI 26-50	W-L RECORDS	RPI 51-100	RPI 101-150	RPI 150+				
5- 12	0- 0	0- 0	OVERALL	0- 1	1- 2	4- 9				
5- 4	0- 0	0- 0	HOME	0- 0	1- 0	4- 4				
0- 7	0- 0	0- 0	AWAY	0- 1	0- 2	0- 4				
0- 1	0- 0	0- 0	NEUTRAL	0- 0	0- 0	0- 1				
4- 9	0- 0	0- 0	NON-CONFERENCE	0- 1	1- 2	3- 6				
4- 2	0- 0	0- 0	HOME	0- 0	1- 0	3- 2				
0- 6	0- 0	0- 0	AWAY	0- 1	0- 2	0- 3				
0- 1	0- 0	0- 0	NEUTRAL	0- 0	0- 0	0- 1				
1- 3	0- 0	0- 0	CONFERENCE	0- 0	0- 0	1- 3				
1- 2	0- 0	0- 0	HOME	0- 0	0- 0	1- 2				
0- 1	0- 0	0- 0	AWAY	0- 0	0- 0	0- 1				
0- 0	0- 0	0- 0	NEUTRAL	0- 0	0- 0	0- 0				

RPI S	Opponent	Score	RPI S	Opponent	Score	RPI S	Opponent	Score	RPI S	Opponent	Score	Team's RPI: 317
						96 A	UC Davis	49 59	122 A	Montana	44 68	
									131 H	Boise St.	68 60	
									142 A	San Francisco	50 69	
									151 H	New Mexico St.	58 68	
									169 H	Eastern Wash.	62 68	
									170 H	Tex.-Pan American	52 59	
									171 N	Saint Louis	66 68	
									213 A	Southern Utah	61 66	
									213 H	Southern Utah	72 76	
									231 A	Utah St.	61 79	
									239 A	Idaho St.	67 68	
									262 H	Weber St.	61 40	
									293 H	Grand Canyon	52 50	
									313 A	Seattle	58 73	
									319 H	Omaha	59 57	
									348 H	Air Force	58 44	
LAST 12 Division I GAMES:												
151 H	New Mexico St.	58 68	171 N	Saint Louis	66 68							
170 H	Tex.-Pan American	52 59	122 A	Montana	44 68							
293 H	Grand Canyon	52 50	239 A	Idaho St.	67 68							
313 A	Seattle	58 73	348 H	Air Force	58 44							
213 A	Southern Utah	61 66	131 H	Boise St.	68 60							
319 H	Omaha	59 57	213 H	Southern Utah	72 76							

Non-Div I Games: Montana Tech 75 65 Bristol 109 74

Utah Valley

Loss, Non-Conf, S Site, H Home A Away N Neutral

Average RPI Win:	229	WON-LOST	WINNING	LAST 10	STRENGTH OF	OPP. STRENGTH	TEAM	ADJ.	CONF.	ADJ CONF.
Average RPI Loss:	93	RECORD	PCT. RANK	GAMES	SCHEDULE	OF SCHEDULE	RPI	RPI	RPI	RPI
DIV. I ONLY	13- 7	83	7- 3	206	142	102	102	6	6	
DIV. I NON-CONF.	9- 4	84	5- 0	270	263	120	120	6	6	
TOTALS	RPI 1-25	RPI 26-50	W-L RECORDS	RPI 51-100	RPI 101-150	RPI 150+				
13- 7	0- 1	0- 1	OVERALL	0- 1	2- 3	11- 1				
8- 1	0- 1	0- 0	HOME	0- 0	2- 0	6- 0				
5- 6	0- 0	0- 1	AWAY	0- 1	0- 3	5- 1				
0- 0	0- 0	0- 0	NEUTRAL	0- 0	0- 0	0- 0				
9- 4	0- 0	0- 1	NON-CONFERENCE	0- 0	1- 2	8- 1				
6- 0	0- 0	0- 0	HOME	0- 0	1- 0	5- 0				
3- 4	0- 0	0- 1	AWAY	0- 0	0- 2	3- 1				
0- 0	0- 0	0- 0	NEUTRAL	0- 0	0- 0	0- 0				
4- 3	0- 1	0- 0	CONFERENCE	0- 1	1- 1	3- 0				
2- 1	0- 1	0- 0	HOME	0- 0	1- 0	1- 0				
2- 2	0- 0	0- 0	AWAY	0- 1	0- 1	2- 0				
0- 0	0- 0	0- 0	NEUTRAL	0- 0	0- 0	0- 0				

RPI	S	Opponent	Score	RPI	S	Opponent	Score	RPI	S	Opponent	Score	RPI	S	Opponent	Score	Team's RPI: 102
12	H	Dayton	56 75	36	A	Ohio St.	86 96	70	A	Fordham	51 60	101	H	Rhode Island	64 48	
												107	A	Liberty	53 69	
												118	A	Saint Joseph's	46 63	
												134	A	Old Dominion	44 66	
												148	H	High Point	81 59	
												159	A	St. Bonaventure	61 51	
												170	H	Tex.-Pan American	64 43	
												171	A	Saint Louis	59 54	
												177	A	William & Mary	48 56	
												232	H	Davidson	62 53	
												240	H	Presbyterian	55 36	
												246	H	N.C. A&T	60 51	
												255	A	UNCW	59 53	
												294	H	UNC Greensboro	80 73	
												310	H	Wagner	84 75	
												325	A	Coppin St.	63 52	
												329	A	UMES	72 50	
LAST 12 Division I GAMES:																
12	H	Dayton	56 75	118	A	Saint Joseph's	46 63									
159	A	St. Bonaventure	61 51	246	H	N.C. A&T	60 51									
70	A	Fordham	51 60	325	A	Coppin St.	63 52									
232	H	Davidson	62 53	170	H	Tex.-Pan American	64 43									
171	A	Saint Louis	59 54	148	H	High Point	81 59									
101	H	Rhode Island	64 48	294	H	UNC Greensboro	80 73									

Non-Div I Games:

VCU

■ Loss, 
 ■ Non-Conf, 
 S Site, 
 ■ Home 
 ■ Away 
 N Neutral

## Valparaiso

Through Games Of Jan. 25, 2015

Average RPI Win:	233	WON-LOST	WINNING	LAST 10	STRENGTH OF	OPP. STRENGTH	TEAM	ADJ.	CONF.	ADJ CONF.
Average RPI Loss:	146	RECORD	PCT. RANK	GAMES	SCHEDULE	OF SCHEDULE	RPI	RPI	RPI	RPI
DIV. I ONLY	3- 14	319	0- 9	101	247	269	269	13	13	
DIV. I NON-CONF.	3- 9	281	0- 6	99	196	239	239	13	13	
TOTALS	RPI 1-25	RPI 26-50	W-L RECORDS	RPI 51-100	RPI 101-150	RPI 150+				
3- 14	0- 1	0- 1	OVERALL	1- 3	0- 2	2- 7				
2- 7	0- 1	0- 1	HOME	1- 1	0- 1	1- 3				
1- 7	0- 0	0- 0	AWAY	0- 2	0- 1	1- 4				
0- 0	0- 0	0- 0	NEUTRAL	0- 0	0- 0	0- 0				
3- 9	0- 1	0- 1	NON-CONFERENCE	1- 3	0- 1	2- 3				
2- 4	0- 1	0- 1	HOME	1- 1	0- 0	1- 1				
1- 5	0- 0	0- 0	AWAY	0- 2	0- 1	1- 2				
0- 0	0- 0	0- 0	NEUTRAL	0- 0	0- 0	0- 0				
0- 5	0- 0	0- 0	CONFERENCE	0- 0	0- 1	0- 4				
0- 3	0- 0	0- 0	HOME	0- 0	0- 1	0- 2				
0- 2	0- 0	0- 0	AWAY	0- 0	0- 0	0- 2				
0- 0	0- 0	0- 0	NEUTRAL	0- 0	0- 0	0- 0				

RPI 1-25				RPI 26-50				RPI 51-100				RPI 101+ Team's RPI: 269			
RPI	S	Opponent	Score	RPI	S	Opponent	Score	RPI	S	Opponent	Score	RPI	S	Opponent	Score
9	H	Louisville	59 86	44	H	Stetson	62 73	65	A	Akron	65 100	122	H	Wright St.	62 80
								74	A	South Dakota	62 81	141	A	Indiana	49 81
								75	H	Illinois	58 80	157	A	Cleveland St.	62 69
								93	H	Butler	91 57	166	H	Tulsa	63 87
												193	H	Ill.-Chicago	56 86
												198	A	SIUE	65 77
												227	H	Oakland	54 71
												276	A	Northern Ill.	65 50
												277	A	Milwaukee	79 90
												298	A	Miami (OH)	59 82
												331	H	Tennessee Tech	79 61
LAST 12 Division I GAMES:															
277	A	Milwaukee	79 90	198	A	SIUE	65 77								
122	H	Wright St.	62 80	75	H	Illinois	58 80								
227	H	Oakland	54 71	74	A	South Dakota	62 81								
193	H	Ill.-Chicago	56 86	166	H	Tulsa	63 87								
157	A	Cleveland St.	62 69	298	A	Miami (OH)	59 82								
44	H	Stetson	62 73	9	H	Louisville	59 86								

Non-Div I Games: Purdue-Calumet 109 81

Valparaiso

■ Loss, 
■ Non-Conf, S Site, 
■ Home 
■ Away 
N Neutral

Vanderbilt

Through Games Of Jan. 25, 2015

Average RPI Win:	114	WON-LOST	WINNING	LAST 10	STRENGTH OF	OPP. STRENGTH	TEAM	ADJ.	CONF.	ADJ CONF.
Average RPI Loss:	54	RECORD	PCT. RANK	GAMES	SCHEDULE	OF SCHEDULE	RPI	RPI	RPI	RPI
DIV. I ONLY	11- 8	125	4- 5	7	7	41	41	3	3	
DIV. I NON-CONF.	8- 4	92	2- 2	29	14	44	44	5	5	
TOTALS	RPI 1-25	RPI 26-50	W-L RECORDS	RPI 51-100	RPI 101-150	RPI 150+				
11- 8	1- 5	3- 1	OVERALL	1- 1	2- 0	4- 1				
7- 2	1- 2	2- 0	HOME	1- 0	0- 0	3- 0				
3- 4	0- 1	0- 1	AWAY	0- 1	2- 0	1- 1				
1- 2	0- 2	1- 0	NEUTRAL	0- 0	0- 0	0- 0				
8- 4	1- 3	2- 0	NON-CONFERENCE	0- 0	2- 0	3- 1				
5- 1	1- 1	1- 0	HOME	0- 0	0- 0	3- 0				
2- 1	0- 0	0- 0	AWAY	0- 0	2- 0	0- 1				
1- 2	0- 2	1- 0	NEUTRAL	0- 0	0- 0	0- 0				
3- 4	0- 2	1- 1	CONFERENCE	1- 1	0- 0	1- 0				
2- 1	0- 1	1- 0	HOME	1- 0	0- 0	0- 0				
1- 3	0- 1	0- 1	AWAY	0- 1	0- 0	1- 0				
0- 0	0- 0	0- 0	NEUTRAL	0- 0	0- 0	0- 0				

RPI 1-25				RPI 26-50				Team's RPI: 41	RPI 51-100				RPI 101+			
RPI	S	Opponent	Score	RPI	S	Opponent	Score		RPI	S	Opponent	Score	RPI	S	Opponent	Score
3	H	Tennessee	49 57	26	H	James Madison	66 62		54	H	Arkansas	55 53	106	A	Elon	66 50
5	N	Arizona St.	67 72	31	N	Minnesota	71 54		76	A	LSU	44 64	128	A	Wisconsin	67 58
6	N	UConn	52 91	32	A	Georgia	53 64						160	A	Alabama	55 52
12	H	Dayton	67 71	38	H	Mississippi St.	78 62						171	H	Saint Louis	75 57
17	H	Green Bay	68 64										181	H	Belmont	65 58
25	A	Texas A&M	61 75										273	A	Marquette	67 80
													345	H	Mississippi Val.	63 37
LAST 12 Division I GAMES:																
160	A	Alabama	55 52	25	A	Texas A&M	61 75									
54	H	Arkansas	55 53	26	H	James Madison	66 62									
32	A	Georgia	53 64	12	H	Dayton	67 71									
38	H	Mississippi St.	78 62	273	A	Marquette	67 80									
76	A	LSU	44 64	106	A	Elon	66 50									
3	H	Tennessee	49 57	345	H	Mississippi Val.	63 37									

Non-Div I Games: Ala.-Huntsville 74 51

Vanderbilt

Loss, Non-Conf, S Site, H Home A Away N Neutral

Average RPI Win: <b>249</b>	WON-LOST	WINNING	LAST 10	STRENGTH OF	OPP. STRENGTH	TEAM	ADJ.	CONF.	ADJ CONF.
Average RPI Loss: <b>184</b>	RECORD	PCT. RANK	GAMES	SCHEDULE	OF SCHEDULE	RPI	RPI	RPI	RPI
DIV. I ONLY	3- 16	326	1- 9	210	267	311	311	23	23
DIV. I NON-CONF.	3- 9	281	3- 2	183	267	281	281	24	24
TOTALS	RPI 1-25	RPI 26-50	W-L RECORDS	RPI 51-100	RPI 101-150	RPI 150+			
3- 16	0- 1	0- 1	OVERALL	0- 0	1- 5	2- 9			
2- 7	0- 0	0- 0	HOME	0- 0	1- 3	1- 4			
1- 9	0- 1	0- 1	AWAY	0- 0	0- 2	1- 5			
0- 0	0- 0	0- 0	NEUTRAL	0- 0	0- 0	0- 0			
3- 9	0- 1	0- 1	NON-CONFERENCE	0- 0	1- 3	2- 4			
2- 4	0- 0	0- 0	HOME	0- 0	1- 2	1- 2			
1- 5	0- 1	0- 1	AWAY	0- 0	0- 1	1- 2			
0- 0	0- 0	0- 0	NEUTRAL	0- 0	0- 0	0- 0			
0- 7	0- 0	0- 0	CONFERENCE	0- 0	0- 2	0- 5			
0- 3	0- 0	0- 0	HOME	0- 0	0- 1	0- 2			
0- 4	0- 0	0- 0	AWAY	0- 0	0- 1	0- 3			
0- 0	0- 0	0- 0	NEUTRAL	0- 0	0- 0	0- 0			

RPI 1-25				RPI 26-50				RPI 51-100				RPI 101+ Team's RPI: 311			
RPI	S	Opponent	Score	RPI	S	Opponent	Score	RPI	S	Opponent	Score	RPI	S	Opponent	Score
17	A	Green Bay	40 60	40	A	Syracuse	63 94					111	H	Cornell	87 90
												117	A	Maine	46 74
												119	H	Dartmouth	68 63
												138	H	Bryant	55 72
												140	H	Hartford	46 62
												150	A	Central Conn. St.	75 77
												155	H	New Hampshire	56 64
												205	A	Stony Brook	38 60
												219	H	Delaware	46 68
												226	A	Sacred Heart	66 76
												256	A	UMass Lowell	63 72
												263	H	Brown	76 81
												291	A	Binghamton	62 73
												303	H	UMBC	61 68
												306	A	Boston U.	61 66
												310	H	Wagner	82 75
												318	A	St. Francis Brooklyn	63 61
LAST 12 Division I GAMES:															
256	A	UMass Lowell	63 72	140	H	Hartford	46 62								
117	A	Maine	46 74	111	H	Cornell	87 90								
303	H	UMBC	61 68	17	A	Green Bay	40 60								
155	H	New Hampshire	56 64	318	A	St. Francis Brooklyn	63 61								
291	A	Binghamton	62 73	310	H	Wagner	82 75								
205	A	Stony Brook	38 60	119	H	Dartmouth	68 63								

Non-Div I Games:

Vermont

Villanova

Through Games Of Jan. 25, 2015

Average RPI Win:	160	WON-LOST	WINNING	LAST 10	STRENGTH OF	OPP. STRENGTH	TEAM	ADJ.	CONF.	ADJ CONF.
Average RPI Loss:	90	RECORD	PCT. RANK	GAMES	SCHEDULE	OF SCHEDULE	RPI	RPI	RPI	RPI
DIV. I ONLY	12- 9	132	8- 2	75	49	86	86	9	9	
DIV. I NON-CONF.	6- 6	158	3- 1	75	19	87	87	9	9	
TOTALS	RPI 1-25	RPI 26-50	W-L RECORDS	RPI 51-100	RPI 101-150	RPI 150+				
12- 9	0- 2	0- 2	OVERALL	5- 2	0- 1	7- 2				
7- 2	0- 0	0- 1	HOME	3- 0	0- 0	4- 1				
4- 4	0- 0	0- 1	AWAY	2- 1	0- 1	2- 1				
1- 3	0- 2	0- 0	NEUTRAL	0- 1	0- 0	1- 0				
6- 6	0- 2	0- 1	NON-CONFERENCE	2- 1	0- 1	4- 1				
3- 1	0- 0	0- 0	HOME	1- 0	0- 0	2- 1				
2- 2	0- 0	0- 1	AWAY	1- 0	0- 1	1- 0				
1- 3	0- 2	0- 0	NEUTRAL	0- 1	0- 0	1- 0				
6- 3	0- 0	0- 1	CONFERENCE	3- 1	0- 0	3- 1				
4- 1	0- 0	0- 1	HOME	2- 0	0- 0	2- 0				
2- 2	0- 0	0- 0	AWAY	1- 1	0- 0	1- 1				
0- 0	0- 0	0- 0	NEUTRAL	0- 0	0- 0	0- 0				

RPI 1-25				RPI 26-50				RPI 51-100				Team's RPI: 86		RPI 101+			
RPI	S	Opponent	Score	RPI	S	Opponent	Score	RPI	S	Opponent	Score			RPI	S	Opponent	Score
5	N	Arizona St.	46 51	33	A	Chattanooga	45 49	57	H	North Carolina St.	74 65			118	A	Saint Joseph's	54 58
15	N	South Fla.	56 57	39	H	Seton Hall	56 59	64	H	St. John's (NY)	81 69			167	A	Xavier	54 34
								66	N	Georgia Tech	63 71			174	H	Temple	64 59
								80	H	DePaul	79 76			195	H	La Salle	70 36
								88	A	Penn	70 44			201	A	Cal St. Fullerton	50 43
								93	A	Butler	58 72			218	A	Providence	49 51
								94	A	Creighton	65 61			226	H	Sacred Heart	49 72
														259	N	Col. of Charleston	60 41
														264	H	Georgetown	69 57
														273	H	Marquette	68 48
LAST 12 Division I GAMES:																	
				64	H	St. John's (NY)	81 69	94	A	Creighton	65 61						
				39	H	Seton Hall	56 59	273	H	Marquette	68 48						
				88	A	Penn	70 44	80	H	DePaul	79 76						
				167	A	Xavier	54 34	57	H	North Carolina St.	74 65						
				93	A	Butler	58 72	174	H	Temple	64 59						
				264	H	Georgetown	69 57	226	H	Sacred Heart	49 72						

Non-Div I Games:

Villanova

Loss, Non-Conf, S Site, H Home A Away N Neutral

Average RPI Win:	190	WON-LOST	WINNING	LAST 10	STRENGTH OF	OPP. STRENGTH	TEAM	ADJ.	CONF.	ADJ CONF.
Average RPI Loss:	86	RECORD	PCT. RANK	GAMES	SCHEDULE	OF SCHEDULE	RPI	RPI	RPI	RPI
DIV. I ONLY	13- 7	83	2- 0	159	66	100	100	2	2	
DIV. I NON-CONF.	10- 3	52	2- 0	284	142	132	132	4	4	
TOTALS	RPI 1-25	RPI 26-50	W-L RECORDS	RPI 51-100	RPI 101-150	RPI 150+				
13- 7	0- 1	1- 1	OVERALL	2- 3	2- 1	8- 1				
10- 2	0- 0	1- 0	HOME	2- 1	2- 0	5- 1				
3- 4	0- 1	0- 1	AWAY	0- 2	0- 0	3- 0				
0- 1	0- 0	0- 0	NEUTRAL	0- 0	0- 1	0- 0				
10- 3	0- 0	1- 0	NON-CONFERENCE	2- 1	1- 1	6- 1				
8- 1	0- 0	1- 0	HOME	2- 0	1- 0	4- 1				
2- 1	0- 0	0- 0	AWAY	0- 1	0- 0	2- 0				
0- 1	0- 0	0- 0	NEUTRAL	0- 0	0- 1	0- 0				
3- 4	0- 1	0- 1	CONFERENCE	0- 2	1- 0	2- 0				
2- 1	0- 0	0- 0	HOME	0- 1	1- 0	1- 0				
1- 3	0- 1	0- 1	AWAY	0- 1	0- 0	1- 0				
0- 0	0- 0	0- 0	NEUTRAL	0- 0	0- 0	0- 0				

RPI	S	Opponent	Score	RPI	S	Opponent	Score	RPI	S	Opponent	Score	RPI	S	Opponent	Score
9	A	Louisville	55 67	36	H	Ohio St.	87 82	53	H	St. Mary's (CA)	62 49	105	H	Boston College	68 56
				40	A	Syracuse	58 70	55	A	Miami (FL)	58 67	127	N	Toledo	62 64
								62	H	Drexel	72 66	135	H	Auburn	66 51
								66	H	Georgia Tech	62 68	167	A	Xavier	71 62
								75	A	Illinois	63 86	176	H	Wake Forest	72 70
												189	A	Virginia Tech	62 47
												209	H	Radford	75 47
												232	H	Davidson	57 67
												312	A	FIU	74 61
												339	H	Howard	74 53
												341	H	Longwood	91 49
												346	H	Delaware St.	100 62
LAST 12 Division I GAMES:															
312	A	FIU	74 61	40	A	Syracuse	58 70	176	H	Wake Forest	72 70	232	H	Davidson	57 67
62	H	Drexel	72 66	189	A	Virginia Tech	62 47	339	H	Howard	74 53	341	H	Longwood	91 49
66	H	Georgia Tech	62 68	53	H	St. Mary's (CA)	62 49								
55	A	Miami (FL)	58 67												
9	A	Louisville	55 67												
105	H	Boston College	68 56												

Non-Div I Games:

Virginia



Average RPI Win:	245	WON-LOST	WINNING	LAST 10	STRENGTH OF	OPP. STRENGTH	TEAM	ADJ.	CONF.	ADJ CONF.
Average RPI Loss:	93	RECORD	PCT. RANK	GAMES	SCHEDULE	OF SCHEDULE	RPI	RPI	RPI	RPI
DIV. I ONLY	10- 10	163	4- 6	128	166	189	189	2	2	
DIV. I NON-CONF.	9- 4	84	5- 0	244	329	169	169	4	4	
TOTALS	RPI 1-25	RPI 26-50	W-L RECORDS	RPI 51-100	RPI 101-150	RPI 150+				
10- 10	0- 2	0- 0	OVERALL	0- 4	2- 2	8- 2				
9- 5	0- 1	0- 0	HOME	0- 3	2- 1	7- 0				
1- 5	0- 1	0- 0	AWAY	0- 1	0- 1	1- 2				
0- 0	0- 0	0- 0	NEUTRAL	0- 0	0- 0	0- 0				
9- 4	0- 0	0- 0	NON-CONFERENCE	0- 1	2- 1	7- 2				
8- 2	0- 0	0- 0	HOME	0- 1	2- 1	6- 0				
1- 2	0- 0	0- 0	AWAY	0- 0	0- 0	1- 2				
0- 0	0- 0	0- 0	NEUTRAL	0- 0	0- 0	0- 0				
1- 6	0- 2	0- 0	CONFERENCE	0- 3	0- 1	1- 0				
1- 3	0- 1	0- 0	HOME	0- 2	0- 0	1- 0				
0- 3	0- 1	0- 0	AWAY	0- 1	0- 1	0- 0				
0- 0	0- 0	0- 0	NEUTRAL	0- 0	0- 0	0- 0				

RPI 1-25				RPI 26-50				RPI 51-100				RPI 101+ Team's RPI: 189			
RPI	S	Opponent	Score	RPI	S	Opponent	Score	RPI	S	Opponent	Score	RPI	S	Opponent	Score
14	H	Florida St.	44 59					52	H	Northwestern	45 70	112	H	Hofstra	60 43
16	A	Duke	40 65					55	H	Miami (FL)	45 62	113	A	Clemson	54 63
								57	A	North Carolina St.	59 73	132	H	East Tenn. St.	72 65
								100	H	Virginia	47 62	134	H	Old Dominion	62 69
												168	A	Florida	44 73
												176	H	Wake Forest	76 59
												209	H	Radford	73 60
												218	A	Providence	72 69
												223	A	George Mason	69 77
												292	H	Western Caro.	79 58
												300	H	Norfolk St.	60 49
												329	H	UMES	63 41
												340	H	N.C. Central	80 44
												341	H	Longwood	74 42
LAST 12 Division I GAMES:															
176	H	Wake Forest	76 59	113	A	Clemson	54 63								
14	H	Florida St.	44 59	112	H	Hofstra	60 43								
16	A	Duke	40 65	209	H	Radford	73 60								
55	H	Miami (FL)	45 62	292	H	Western Caro.	79 58								
57	A	North Carolina St.	59 73	340	H	N.C. Central	80 44								
100	H	Virginia	47 62	341	H	Longwood	74 42								

Non-Div I Games:

Virginia Tech

■ Loss, 
 ■ Non-Conf, 
 S Site, 
 ■ Home 
 ■ Away 
 N Neutral

Average RPI Win: <b>280</b>	WON-LOST	WINNING	LAST 10	STRENGTH OF	OPP. STRENGTH	TEAM	ADJ.	CONF.	ADJ CONF.
Average RPI Loss: <b>176</b>	RECORD	PCT. RANK	GAMES	SCHEDULE	OF SCHEDULE	RPI	RPI	RPI	RPI
DIV. I ONLY	<b>4- 14</b>	<b>305</b>	<b>4- 6</b>	<b>254</b>	<b>237</b>	<b>310</b>	<b>310</b>	<b>27</b>	<b>27</b>
DIV. I NON-CONF.	<b>2- 9</b>	<b>297</b>	<b>2- 3</b>	<b>175</b>	<b>152</b>	<b>297</b>	<b>297</b>	<b>27</b>	<b>27</b>
TOTALS	RPI 1-25	RPI 26-50	W-L RECORDS	RPI 51-100	RPI 101-150	RPI 150+			
4- 14	0- 1	0- 1	OVERALL	0- 1	0- 4	4- 7			
3- 5	0- 0	0- 1	HOME	0- 0	0- 1	3- 3			
1- 9	0- 1	0- 0	AWAY	0- 1	0- 3	1- 4			
0- 0	0- 0	0- 0	NEUTRAL	0- 0	0- 0	0- 0			
2- 9	0- 1	0- 1	NON-CONFERENCE	0- 1	0- 2	2- 4			
2- 3	0- 0	0- 1	HOME	0- 0	0- 1	2- 1			
0- 6	0- 1	0- 0	AWAY	0- 1	0- 1	0- 3			
0- 0	0- 0	0- 0	NEUTRAL	0- 0	0- 0	0- 0			
2- 5	0- 0	0- 0	CONFERENCE	0- 0	0- 2	2- 3			
1- 2	0- 0	0- 0	HOME	0- 0	0- 0	1- 2			
1- 3	0- 0	0- 0	AWAY	0- 0	0- 2	1- 1			
0- 0	0- 0	0- 0	NEUTRAL	0- 0	0- 0	0- 0			

RPI 1-25				RPI 26-50				RPI 51-100				RPI 101+ Team's RPI: 310			
RPI	S	Opponent	Score	RPI	S	Opponent	Score	RPI	S	Opponent	Score	RPI	S	Opponent	Score
4	A	Maryland	24 <b>97</b>	50	H	Rutgers	53 <b>81</b>	64	A	St. John's (NY)	49 <b>71</b>	102	A	VCU	75 <b>84</b>
												121	H	Yale	65 <b>90</b>
												138	A	Bryant	48 <b>84</b>
												150	A	Central Conn. St.	61 <b>77</b>
												197	A	Penn St.	66 <b>96</b>
												205	H	Stony Brook	76 70
												221	H	Monmouth	59 <b>82</b>
												222	H	Robert Morris	47 <b>86</b>
												265	A	NJIT	54 <b>60</b>
												285	H	Mt. St. Mary's	58 <b>60</b>
												287	H	LIU Brooklyn	72 69
												308	H	Columbia	97 86
												311	A	Vermont	75 <b>82</b>
												321	A	Saint Francis (PA)	76 60
												327	A	Fairleigh Dickinson	70 <b>72</b>
LAST 12 Division I GAMES:															
150	A	Central Conn. St.	61 <b>77</b>	321	A	Saint Francis (PA)	76 60								
138	A	Bryant	48 <b>84</b>	308	H	Columbia	97 86								
327	A	Fairleigh Dickinson	70 <b>72</b>	205	H	Stony Brook	76 70								
222	H	Robert Morris	47 <b>86</b>	121	H	Yale	65 <b>90</b>								
287	H	LIU Brooklyn	72 69	311	A	Vermont	75 <b>82</b>								
285	H	Mt. St. Mary's	58 <b>60</b>	265	A	NJIT	54 <b>60</b>								

Non-Div I Games:

Wagner

## Wake Forest

Through Games Of Jan. 25, 2015

Average RPI Win:	240	WON-LOST	WINNING	LAST 10	STRENGTH OF	OPP. STRENGTH	TEAM	ADJ.	CONF.	ADJ CONF.
Average RPI Loss:	73	RECORD	PCT. RANK	GAMES	SCHEDULE	OF SCHEDULE	RPI	RPI	RPI	RPI
DIV. I ONLY	9- 12	211	2- 8	86	76	176	176	2	2	
DIV. I NON-CONF.	9- 5	102	3- 2	233	189	174	174	4	4	
TOTALS	RPI 1-25	RPI 26-50	W-L RECORDS	RPI 51-100	RPI 101-150	RPI 150+				
9- 12	0- 4	0- 2	OVERALL	1- 3	1- 1	7- 2				
7- 4	0- 1	0- 0	HOME	1- 1	0- 1	6- 1				
0- 7	0- 2	0- 2	AWAY	0- 2	0- 0	0- 1				
2- 1	0- 1	0- 0	NEUTRAL	0- 0	1- 0	1- 0				
9- 5	0- 1	0- 1	NON-CONFERENCE	1- 1	1- 1	7- 1				
7- 2	0- 0	0- 0	HOME	1- 0	0- 1	6- 1				
0- 2	0- 0	0- 1	AWAY	0- 1	0- 0	0- 0				
2- 1	0- 1	0- 0	NEUTRAL	0- 0	1- 0	1- 0				
0- 7	0- 3	0- 1	CONFERENCE	0- 2	0- 0	0- 1				
0- 2	0- 1	0- 0	HOME	0- 1	0- 0	0- 0				
0- 5	0- 2	0- 1	AWAY	0- 1	0- 0	0- 1				
0- 0	0- 0	0- 0	NEUTRAL	0- 0	0- 0	0- 0				

RPI 1-25				RPI 26-50				RPI 51-100				RPI 101+ Team's RPI: 176			
RPI	S	Opponent	Score	RPI	S	Opponent	Score	RPI	S	Opponent	Score	RPI	S	Opponent	Score
9	H	Louisville	68 79	40	A	Syracuse	62 73	57	H	North Carolina St.	70 78	122	N	Montana	73 60
14	A	Florida St.	80 110	42	A	Michigan	69 83	73	H	American	77 64	133	H	Missouri	64 79
16	A	Duke	63 70					98	A	Richmond	72 79	158	H	Arizona	69 72
20	N	Princeton	55 72					100	A	Virginia	70 72	189	A	Virginia Tech	59 76
												196	N	Charlotte	65 58
												206	H	Towson	74 64
												273	H	Marquette	89 77
												292	H	Western Caro.	77 59
												325	H	Coppin St.	65 54
												331	H	Tennessee Tech	89 62
												341	H	Longwood	64 60
LAST 12 Division I GAMES:															
14	A	Florida St.	80 110	16	A	Duke	63 70								
189	A	Virginia Tech	59 76	292	H	Western Caro.	77 59								
57	H	North Carolina St.	70 78	73	H	American	77 64								
40	A	Syracuse	62 73	133	H	Missouri	64 79								
9	H	Louisville	68 79	206	H	Towson	74 64								
100	A	Virginia	70 72	98	A	Richmond	72 79								

Non-Div I Games:

Wake Forest

■ Loss, 
■ Non-Conf, S Site, 
■ Home 
■ Away 
N Neutral

Average RPI Win: 148		WON-LOST	WINNING	LAST 10	STRENGTH OF	OPP. STRENGTH	TEAM	ADJ.	CONF.	ADJ CONF.
Average RPI Loss: 16		RECORD	PCT. RANK	GAMES	SCHEDULE	OF SCHEDULE	RPI	RPI	RPI	RPI
DIV. I ONLY		16- 4	31	7- 3	38	32	23	23	5	5
DIV. I NON-CONF.		11- 1	11	4- 0	98	64	13	13	3	3
TOTALS		RPI 1-25	RPI 26-50		W-L RECORDS		RPI 51-100	RPI 101-150	RPI 150+	
16- 4	2- 3	1- 1		OVERALL		2- 0	4- 0	7- 0		
7- 1	1- 0	1- 1		HOME		2- 0	1- 0	2- 0		
6- 3	0- 3	0- 0		AWAY		0- 0	1- 0	5- 0		
3- 0	1- 0	0- 0		NEUTRAL		0- 0	2- 0	0- 0		
11- 1	2- 1	0- 0		NON-CONFERENCE		1- 0	4- 0	4- 0		
4- 0	1- 0	0- 0		HOME		1- 0	1- 0	1- 0		
4- 1	0- 1	0- 0		AWAY		0- 0	1- 0	3- 0		
3- 0	1- 0	0- 0		NEUTRAL		0- 0	2- 0	0- 0		
5- 3	0- 2	1- 1		CONFERENCE		1- 0	0- 0	3- 0		
3- 1	0- 0	1- 1		HOME		1- 0	0- 0	1- 0		
2- 2	0- 2	0- 0		AWAY		0- 0	0- 0	2- 0		
0- 0	0- 0	0- 0		NEUTRAL		0- 0	0- 0	0- 0		

RPI	S	Opponent	Score
5	A	Arizona St.	48 62
7	A	Oregon St.	67 75
14	N	Florida St.	80 68
22	A	Oklahoma	80 90
25	H	Texas A&M	70 49

RPI	S	Opponent	Score
28	H	California	79 77
29	H	Stanford	56 60

RPI	S	Opponent	Score
74	H	South Dakota	96 82
95	H	Colorado	85 82

RPI	S	Opponent	Score
103	N	Furman	101 69
121	H	Yale	81 51
136	A	UC Riverside	74 71
140	N	Hartford	81 70
154	A	Oregon	91 69
158	A	Arizona	79 69
229	A	San Diego St.	69 48
230	H	Utah	63 51
254	A	Portland	80 45
297	H	Grambling	84 53
313	A	Seattle	102 69

## LAST 12 Division I GAMES:

230	H	Utah	63 51	158	A	Arizona	79 69
95	H	Colorado	85 82	5	A	Arizona St.	48 62
7	A	Oregon St.	67 75	25	H	Texas A&M	70 49
154	A	Oregon	91 69	136	A	UC Riverside	74 71
28	H	California	79 77	229	A	San Diego St.	69 48
29	H	Stanford	56 60	297	H	Grambling	84 53

Non-Div I Games:

Washington

■ Loss, 
 ■ Non-Conf, S Site, 
 ■ Home 
 ■ Away 
 N Neutral

Average RPI Win:	168	WON-LOST	WINNING	LAST 10	STRENGTH OF	OPP. STRENGTH	TEAM	ADJ.	CONF.	ADJ CONF.
Average RPI Loss:	24	RECORD	PCT. RANK	GAMES	SCHEDULE	OF SCHEDULE	RPI	RPI	RPI	RPI
DIV. I ONLY	13- 6	73	6- 4	48	9	49	49	5	5	
DIV. I NON-CONF.	9- 2	35	4- 0	132	23	47	47	3	3	
TOTALS	RPI 1-25	RPI 26-50	W-L RECORDS	RPI 51-100	RPI 101-150	RPI 150+				
13- 6	2- 2	1- 4	OVERALL	2- 0	0- 0	8- 0				
6- 3	1- 0	0- 3	HOME	1- 0	0- 0	4- 0				
6- 2	0- 2	1- 0	AWAY	1- 0	0- 0	4- 0				
1- 1	1- 0	0- 1	NEUTRAL	0- 0	0- 0	0- 0				
9- 2	2- 0	1- 2	NON-CONFERENCE	1- 0	0- 0	5- 0				
4- 1	1- 0	0- 1	HOME	0- 0	0- 0	3- 0				
4- 0	0- 0	1- 0	AWAY	1- 0	0- 0	2- 0				
1- 1	1- 0	0- 1	NEUTRAL	0- 0	0- 0	0- 0				
4- 4	0- 2	0- 2	CONFERENCE	1- 0	0- 0	3- 0				
2- 2	0- 0	0- 2	HOME	1- 0	0- 0	1- 0				
2- 2	0- 2	0- 0	AWAY	0- 0	0- 0	2- 0				
0- 0	0- 0	0- 0	NEUTRAL	0- 0	0- 0	0- 0				

RPI 1-25				RPI 26-50				Team's RPI: 49	RPI 51-100				RPI 101+			
RPI	S	Opponent	Score	RPI	S	Opponent	Score		RPI	S	Opponent	Score	RPI	S	Opponent	Score
4	N	Maryland	70 64	28	H	California	62 70		85	A	Hampton	74 60	154	A	Oregon	79 76
5	A	Arizona St.	64 78	29	H	Stanford	76 86		95	H	Colorado	73 68	158	A	Arizona	81 70
7	A	Oregon St.	70 73	30	H	Nebraska	61 82						212	H	Montana St.	82 61
12	H	Dayton	76 60	42	N	Michigan	64 76						230	H	Utah	63 54
				45	A	Gonzaga	59 58						239	H	Idaho St.	84 34
LAST 12 Division I GAMES:																
				95	H	Colorado	73 68		5	A	Arizona St.	64 78				
				230	H	Utah	63 54		158	A	Arizona	81 70				
				154	A	Oregon	79 76		295	A	Loyola Marymount	87 60				
				7	A	Oregon St.	70 73		212	H	Montana St.	82 61				
				29	H	Stanford	76 86		45	A	Gonzaga	59 58				
				28	H	California	62 70		336	A	UC Santa Barbara	81 55				

Non-Div I Games:

Washington St.

■ Loss, 
■ Non-Conf, 
■ S Site, 
■ H Home 
■ A Away 
N Neutral

Average RPI Win:	272	WON-LOST	WINNING	LAST 10	STRENGTH OF	OPP. STRENGTH	TEAM	ADJ.	CONF.	ADJ CONF.
Average RPI Loss:	155	RECORD	PCT. RANK	GAMES	SCHEDULE	OF SCHEDULE	RPI	RPI	RPI	RPI
DIV. I ONLY	6- 11	253	4- 6	231	282	262	262	22	22	
DIV. I NON-CONF.	3- 6	233	1- 3	194	305	250	250	21	21	
TOTALS	RPI 1-25	RPI 26-50	W-L RECORDS	RPI 51-100	RPI 101-150	RPI 150+				
6- 11	0- 0	0- 0	OVERALL	0- 3	0- 2	6- 6				
3- 5	0- 0	0- 0	HOME	0- 2	0- 0	3- 3				
3- 5	0- 0	0- 0	AWAY	0- 1	0- 2	3- 2				
0- 1	0- 0	0- 0	NEUTRAL	0- 0	0- 0	0- 1				
3- 6	0- 0	0- 0	NON-CONFERENCE	0- 3	0- 0	3- 3				
1- 3	0- 0	0- 0	HOME	0- 2	0- 0	1- 1				
2- 2	0- 0	0- 0	AWAY	0- 1	0- 0	2- 1				
0- 1	0- 0	0- 0	NEUTRAL	0- 0	0- 0	0- 1				
3- 5	0- 0	0- 0	CONFERENCE	0- 0	0- 2	3- 3				
2- 2	0- 0	0- 0	HOME	0- 0	0- 0	2- 2				
1- 3	0- 0	0- 0	AWAY	0- 0	0- 2	1- 1				
0- 0	0- 0	0- 0	NEUTRAL	0- 0	0- 0	0- 0				

RPI 1-25				RPI 26-50				RPI 51-100				RPI 101+				Team's RPI: 262	
RPI	S	Opponent	Score	RPI	S	Opponent	Score	RPI	S	Opponent	Score	RPI	S	Opponent	Score		
								60	A	BYU	53	64	120	A	Sacramento St.	65	108
								78	H	San Diego	50	59	122	A	Montana	43	53
								90	H	Oklahoma St.	49	55	151	A	New Mexico St.	100	97
													161	N	Eastern Mich.	42	57
													169	H	Eastern Wash.	55	69
													179	H	Idaho	60	67
													201	H	Cal St. Fullerton	68	70
													212	A	Montana St.	54	62
													213	H	Southern Utah	60	39
													279	A	Portland St.	60	51
													314	H	Denver	65	63
													317	A	Utah Valley	40	61
													328	H	Northern Ariz.	66	53
													348	A	Air Force	71	53
LAST 12 Division I GAMES:																	
				120	A	Sacramento St.	65	108		179	H	Idaho	60	67			
				279	A	Portland St.	60	51		169	H	Eastern Wash.	55	69			
				213	H	Southern Utah	60	39		90	H	Oklahoma St.	49	55			
				328	H	Northern Ariz.	66	53		314	H	Denver	65	63			
				212	A	Montana St.	54	62		60	A	BYU	53	64			
				122	A	Montana	43	53		78	H	San Diego	50	59			

Non-Div I Games: Montana Western 77 31 Bristol 94 48

Weber St.

Loss, Non-Conf, S Site, H Home A Away N Neutral

## West Virginia

Through Games Of Jan. 25, 2015

Average RPI Win:	193	WON-LOST	WINNING	LAST 10	STRENGTH OF	OPP. STRENGTH	TEAM	ADJ.	CONF.	ADJ CONF.
Average RPI Loss:	42	RECORD	PCT. RANK	GAMES	SCHEDULE	OF SCHEDULE	RPI	RPI	RPI	RPI
DIV. I ONLY	12- 7	93	4- 6	45	71	61	61	1	1	
DIV. I NON-CONF.	10- 2	31	4- 1	172	226	57	57	2	2	
TOTALS	RPI 1-25	RPI 26-50	W-L RECORDS	RPI 51-100	RPI 101-150	RPI 150+				
12- 7	0- 3	1- 2	OVERALL	3- 2	1- 0	7- 0				
9- 2	0- 1	1- 0	HOME	2- 1	0- 0	6- 0				
2- 5	0- 2	0- 2	AWAY	1- 1	0- 0	1- 0				
1- 0	0- 0	0- 0	NEUTRAL	0- 0	1- 0	0- 0				
10- 2	0- 0	1- 2	NON-CONFERENCE	1- 0	1- 0	7- 0				
8- 0	0- 0	1- 0	HOME	1- 0	0- 0	6- 0				
1- 2	0- 0	0- 2	AWAY	0- 0	0- 0	1- 0				
1- 0	0- 0	0- 0	NEUTRAL	0- 0	1- 0	0- 0				
2- 5	0- 3	0- 0	CONFERENCE	2- 2	0- 0	0- 0				
1- 2	0- 1	0- 0	HOME	1- 1	0- 0	0- 0				
1- 3	0- 2	0- 0	AWAY	1- 1	0- 0	0- 0				
0- 0	0- 0	0- 0	NEUTRAL	0- 0	0- 0	0- 0				

RPI 1-25				RPI 26-50				RPI 51-100				RPI 101+			
RPI	S	Opponent	Score	RPI	S	Opponent	Score	RPI	S	Opponent	Score	RPI	S	Opponent	Score
2	H	Baylor	62 66	36	A	Ohio St.	54 96	81	H	Kansas St.	63 51	110	N	Marshall	69 56
19	A	Texas	55 61	38	A	Mississippi St.	61 74	82	A	Kansas	59 65	172	H	Fairfield	67 53
22	A	Oklahoma	60 71	39	H	Seton Hall	89 87	84	H	Duquesne	79 60	204	H	Evansville	83 39
								90	A	Oklahoma St.	61 49	250	H	Eastern Ky.	67 42
								97	H	Texas Tech	45 55	309	H	IPFW	82 48
												321	H	Saint Francis (PA)	101 46
												325	H	Coppin St.	83 43
												327	A	Fairleigh Dickinson	80 52
LAST 12 Division I GAMES:															
82	A	Kansas	59 65	22	A	Oklahoma	60 71	321	H	Saint Francis (PA)	101 46	36	A	Ohio St.	54 96
81	H	Kansas St.	63 51	321	H	Saint Francis (PA)	101 46	110	N	Marshall	69 56	309	H	IPFW	82 48
90	A	Oklahoma St.	61 49	36	A	Ohio St.	54 96	84	H	Duquesne	79 60				
97	H	Texas Tech	45 55												
2	H	Baylor	62 66												
19	A	Texas	55 61												

Non-Div I Games:

West Virginia

■ Loss, 
 ■ Non-Conf, 
 ■ S Site, 
 ■ H Home 
 ■ A Away 
 N Neutral

Average RPI Win:	277	WON-LOST	WINNING	LAST 10	STRENGTH OF	OPP. STRENGTH	TEAM	ADJ.	CONF.	ADJ CONF.
Average RPI Loss:	198	RECORD	PCT. RANK	GAMES	SCHEDULE	OF SCHEDULE	RPI	RPI	RPI	RPI
DIV. I ONLY	6- 11	253	2- 7	314	286	292	292	19	19	
DIV. I NON-CONF.	5- 7	204	2- 4	340	311	299	299	20	20	
TOTALS	RPI 1-25	RPI 26-50	W-L RECORDS	RPI 51-100	RPI 101-150	RPI 150+				
6- 11	0- 0	0- 1	OVERALL	0- 0	0- 0	6- 10				
3- 4	0- 0	0- 0	HOME	0- 0	0- 0	3- 4				
2- 6	0- 0	0- 1	AWAY	0- 0	0- 0	2- 5				
1- 1	0- 0	0- 0	NEUTRAL	0- 0	0- 0	1- 1				
5- 7	0- 0	0- 0	NON-CONFERENCE	0- 0	0- 0	5- 7				
2- 2	0- 0	0- 0	HOME	0- 0	0- 0	2- 2				
2- 4	0- 0	0- 0	AWAY	0- 0	0- 0	2- 4				
1- 1	0- 0	0- 0	NEUTRAL	0- 0	0- 0	1- 1				
1- 4	0- 0	0- 1	CONFERENCE	0- 0	0- 0	1- 3				
1- 2	0- 0	0- 0	HOME	0- 0	0- 0	1- 2				
0- 2	0- 0	0- 1	AWAY	0- 0	0- 0	0- 1				
0- 0	0- 0	0- 0	NEUTRAL	0- 0	0- 0	0- 0				

RPI 1-25			RPI 26-50			RPI 51-100			RPI 101+ Team's RPI: 292		
RPI	S	Opponent	Score	RPI	S	Opponent	Score	RPI	S	Opponent	Score
				33	A	Chattanooga	52 83	156	A	Samford	52 68
								156	H	Samford	50 60
								176	A	Wake Forest	59 77
								189	A	Virginia Tech	58 79
								190	H	Mercer	51 68
								203	A	North Florida	45 62
								225	H	USC Upstate	63 59
								240	H	Presbyterian	44 51
								245	H	Campbell	67 57
								249	A	Bethune-Cookman	53 63
								250	N	Eastern Ky.	62 71
								255	A	UNCW	64 53
								294	H	UNC Greensboro	70 49
								312	N	FIU	83 69
								332	A	UNC Asheville	79 66
								340	H	N.C. Central	59 64
LAST 12 Division I GAMES:											
294	H	UNC Greensboro	70 49	176	A	Wake Forest	59 77				
156	A	Samford	52 68	203	A	North Florida	45 62				
33	A	Chattanooga	52 83	312	N	FIU	83 69				
156	H	Samford	50 60	332	A	UNC Asheville	79 66				
190	H	Mercer	51 68	189	A	Virginia Tech	58 79				
249	A	Bethune-Cookman	53 63	225	H	USC Upstate	63 59				

Non-Div I Games: North Greenville 75 74 Livingstone 66 55 Montreat 110 37

Western Caro.

Loss, Non-Conf, S Site, H Home A Away N Neutral



Average RPI Win:	307	WON-LOST	WINNING	LAST 10	STRENGTH OF	OPP. STRENGTH	TEAM	ADJ.	CONF.	ADJ CONF.
Average RPI Loss:	153	RECORD	PCT. RANK	GAMES	SCHEDULE	OF SCHEDULE	RPI	RPI	RPI	RPI
DIV. I ONLY	10- 8	138	5- 4	336	320	244	244	25	25	
DIV. I NON-CONF.	6- 5	145	3- 1	343	331	257	257	25	25	
TOTALS	RPI 1-25	RPI 26-50	W-L RECORDS	RPI 51-100	RPI 101-150	RPI 150+				
10- 8	0- 0	0- 0	OVERALL	0- 2	0- 2	10- 4				
5- 3	0- 0	0- 0	HOME	0- 2	0- 1	5- 0				
5- 5	0- 0	0- 0	AWAY	0- 0	0- 1	5- 4				
0- 0	0- 0	0- 0	NEUTRAL	0- 0	0- 0	0- 0				
6- 5	0- 0	0- 0	NON-CONFERENCE	0- 0	0- 2	6- 3				
3- 1	0- 0	0- 0	HOME	0- 0	0- 1	3- 0				
3- 4	0- 0	0- 0	AWAY	0- 0	0- 1	3- 3				
0- 0	0- 0	0- 0	NEUTRAL	0- 0	0- 0	0- 0				
4- 3	0- 0	0- 0	CONFERENCE	0- 2	0- 0	4- 1				
2- 2	0- 0	0- 0	HOME	0- 2	0- 0	2- 0				
2- 1	0- 0	0- 0	AWAY	0- 0	0- 0	2- 1				
0- 0	0- 0	0- 0	NEUTRAL	0- 0	0- 0	0- 0				

RPI S	Opponent	Score	RPI S	Opponent	Score	RPI S	Opponent	Score	RPI S	Opponent	Score	Team's RPI: 244
						67	H South Dakota St.	61 74	108	H North Dakota	77 85	
						74	H South Dakota	87 101	133	A Missouri	52 89	
									178	A Fla. Atlantic	88 90	
									193	A Ill.-Chicago	54 67	
									194	A Oral Roberts	73 76	
									235	H North Dakota St.	88 66	
									273	A Marquette	57 65	
									277	H Milwaukee	79 59	
									304	A Southeast Mo. St.	79 62	
									305	H Eastern Ill.	63 54	
									309	A IPFW	98 85	
									314	A Denver	93 66	
									319	H Omaha	71 56	
									323	A Bradley	75 63	
									342	A Chicago St.	90 55	
									343	H UMKC	71 48	
LAST 12 Division I GAMES:												
			235	H North Dakota St.	88 66		309	A IPFW	98 85			
			67	H South Dakota St.	61 74		277	H Milwaukee	79 59			
			194	A Oral Roberts	73 76		273	A Marquette	57 65			
			314	A Denver	93 66		305	H Eastern Ill.	63 54			
			74	H South Dakota	87 101		323	A Bradley	75 63			
			319	H Omaha	71 56		193	A Ill.-Chicago	54 67			

Non-Div I Games: Eureka 91 50 William Woods 89 42

Western Ill.

Average RPI Win:	181	WON-LOST	WINNING	LAST 10	STRENGTH OF	OPP. STRENGTH	TEAM	ADJ.	CONF.	ADJ CONF.
Average RPI Loss:	79	RECORD	PCT. RANK	GAMES	SCHEDULE	OF SCHEDULE	RPI	RPI	RPI	RPI
DIV. I ONLY	17- 3	18	9- 1	78	153	27	27	17	17	
DIV. I NON-CONF.	11- 2	29	5- 0	53	153	15	15	18	18	
TOTALS	RPI 1-25	RPI 26-50	W-L RECORDS	RPI 51-100	RPI 101-150	RPI 150+				
17- 3	0- 1	1- 1	OVERALL	3- 0	4- 0	9- 1				
8- 0	0- 0	0- 0	HOME	2- 0	1- 0	5- 0				
8- 3	0- 1	0- 1	AWAY	1- 0	3- 0	4- 1				
1- 0	0- 0	1- 0	NEUTRAL	0- 0	0- 0	0- 0				
11- 2	0- 1	1- 1	NON-CONFERENCE	3- 0	2- 0	5- 0				
6- 0	0- 0	0- 0	HOME	2- 0	1- 0	3- 0				
4- 2	0- 1	0- 1	AWAY	1- 0	1- 0	2- 0				
1- 0	0- 0	1- 0	NEUTRAL	0- 0	0- 0	0- 0				
6- 1	0- 0	0- 0	CONFERENCE	0- 0	2- 0	4- 1				
2- 0	0- 0	0- 0	HOME	0- 0	0- 0	2- 0				
4- 1	0- 0	0- 0	AWAY	0- 0	2- 0	2- 1				
0- 0	0- 0	0- 0	NEUTRAL	0- 0	0- 0	0- 0				

RPI 1-25				RPI 26-50				Team's RPI: 27		RPI 51-100				RPI 101+			
RPI	S	Opponent	Score	RPI	S	Opponent	Score			RPI	S	Opponent	Score	RPI	S	Opponent	Score
9	A	Louisville	67 89	38	A	Mississippi St.	77 88			71	H	Albany (NY)	63 54	110	A	Marshall	67 53
				43	N	Tulane	69 64			91	H	Ole Miss	98 69	112	A	Hofstra	70 65
										95	A	Colorado	79 78	134	A	Old Dominion	76 60
														137	H	Ball St.	84 59
														178	H	Fla. Atlantic	80 43
														181	A	Belmont	66 50
														191	A	UTSA	63 64
														196	A	Charlotte	76 61
														241	A	Austin Peay	91 68
														261	A	UTEP	80 74
														275	H	Central Ark.	93 57
														301	H	Alabama St.	93 54
														312	H	FIU	81 42
														335	H	Alabama A&M	96 44
LAST 12 Division I GAMES:																	
				191	A	UTSA	63 64			110	A	Marshall	67 53				
				261	A	UTEP	80 74			181	A	Belmont	66 50				
				312	H	FIU	81 42			137	H	Ball St.	84 59				
				178	H	Fla. Atlantic	80 43			241	A	Austin Peay	91 68				
				134	A	Old Dominion	76 60			301	H	Alabama St.	93 54				
				196	A	Charlotte	76 61			91	H	Ole Miss	98 69				

Non-Div I Games:

Western Ky.

Average RPI Win:	208	WON-LOST	WINNING	LAST 10	STRENGTH OF	OPP. STRENGTH	TEAM	ADJ.	CONF.	ADJ CONF.
Average RPI Loss:	94	RECORD	PCT. RANK	GAMES	SCHEDULE	OF SCHEDULE	RPI	RPI	RPI	RPI
DIV. I ONLY	10- 6	105	7- 3	121	167	79	79	15	15	
DIV. I NON-CONF.	5- 4	139	2- 2	217	75	104	104	17	17	
TOTALS	RPI 1-25	RPI 26-50	W-L RECORDS	RPI 51-100	RPI 101-150	RPI 150+				
10- 6	0- 1	0- 2	OVERALL	2- 0	0- 2	8- 1				
5- 1	0- 0	0- 0	HOME	2- 0	0- 1	3- 0				
4- 5	0- 1	0- 2	AWAY	0- 0	0- 1	4- 1				
1- 0	0- 0	0- 0	NEUTRAL	0- 0	0- 0	1- 0				
5- 4	0- 1	0- 2	NON-CONFERENCE	0- 0	0- 0	5- 1				
2- 0	0- 0	0- 0	HOME	0- 0	0- 0	2- 0				
2- 4	0- 1	0- 2	AWAY	0- 0	0- 0	2- 1				
1- 0	0- 0	0- 0	NEUTRAL	0- 0	0- 0	1- 0				
5- 2	0- 0	0- 0	CONFERENCE	2- 0	0- 2	3- 0				
3- 1	0- 0	0- 0	HOME	2- 0	0- 1	1- 0				
2- 1	0- 0	0- 0	AWAY	0- 0	0- 1	2- 0				
0- 0	0- 0	0- 0	NEUTRAL	0- 0	0- 0	0- 0				

RPI 1-25				RPI 26-50				RPI 51-100				RPI 101+			
RPI	S	Opponent	Score	RPI	S	Opponent	Score	RPI	S	Opponent	Score	RPI	S	Opponent	Score
17	A	Green Bay	55 70	36	A	Ohio St.	46 83	65	H	Akron	67 61	127	H	Toledo	46 65
				42	A	Michigan	47 74	69	H	Ohio	61 51	137	A	Ball St.	36 54
												163	H	Massachusetts	63 41
												180	A	Buffalo	62 59
												192	N	Holy Cross	51 40
												205	A	Stony Brook	55 59
												235	H	North Dakota St.	74 59
												258	A	Detroit	71 57
												270	H	Bowling Green	82 52
												307	A	Kent St.	78 55
												342	A	Chicago St.	73 43
LAST 12 Division I GAMES:															
307	A	Kent St.	78 55	65	H	Akron	67 61	192	N	Holy Cross	51 40	205	A	Stony Brook	55 59
270	H	Bowling Green	82 52	258	A	Detroit	71 57	36	A	Ohio St.	46 83	17	A	Green Bay	55 70
127	H	Toledo	46 65												
180	A	Buffalo	62 59												
137	A	Ball St.	36 54												
69	H	Ohio	61 51												

Non-Div I Games: Kentucky St. 70 45 Trine 81 45

Western Mich.

Loss, Non-Conf, S Site, H Home A Away N Neutral

Average RPI Win:	197	WON-LOST	WINNING	LAST 10	STRENGTH OF	OPP. STRENGTH	TEAM	ADJ.	CONF.	ADJ CONF.
Average RPI Loss:	64	RECORD	PCT. RANK	GAMES	SCHEDULE	OF SCHEDULE	RPI	RPI	RPI	RPI
DIV. I ONLY	16- 3	22	2- 0	224	75	58	58	18	18	
DIV. I NON-CONF.	9- 3	60	2- 0	124	28	58	58	15	15	
TOTALS	RPI 1-25	RPI 26-50	W-L RECORDS	RPI 51-100	RPI 101-150	RPI 150+				
16- 3	0- 2	1- 0	OVERALL	2- 0	3- 0	10- 1				
11- 0	0- 0	0- 0	HOME	2- 0	2- 0	7- 0				
3- 2	0- 1	0- 0	AWAY	0- 0	0- 0	3- 1				
2- 1	0- 1	1- 0	NEUTRAL	0- 0	1- 0	0- 0				
9- 3	0- 2	1- 0	NON-CONFERENCE	2- 0	1- 0	5- 1				
7- 0	0- 0	0- 0	HOME	2- 0	0- 0	5- 0				
0- 2	0- 1	0- 0	AWAY	0- 0	0- 0	0- 1				
2- 1	0- 1	1- 0	NEUTRAL	0- 0	1- 0	0- 0				
7- 0	0- 0	0- 0	CONFERENCE	0- 0	2- 0	5- 0				
4- 0	0- 0	0- 0	HOME	0- 0	2- 0	2- 0				
3- 0	0- 0	0- 0	AWAY	0- 0	0- 0	3- 0				
0- 0	0- 0	0- 0	NEUTRAL	0- 0	0- 0	0- 0				

RPI 1-25				RPI 26-50				RPI 51-100 Team's RPI: 58				RPI 101+			
RPI	S	Opponent	Score	RPI	S	Opponent	Score	RPI	S	Opponent	Score	RPI	S	Opponent	Score
3	A	Tennessee	51 54	36	N	Ohio St.	70 55	81	H	Kansas St.	51 48	113	N	Clemson	63 48
21	N	FGCU	39 56					94	H	Creighton	65 56	115	H	Indiana St.	63 52
												143	H	Southern Ill.	80 61
												169	A	Eastern Wash.	58 86
												185	A	Missouri St.	71 59
												187	H	La.-Monroe	57 42
												204	H	Evansville	54 44
												217	H	Winthrop	66 20
												248	H	Texas-Arlington	71 61
												278	H	Sam Houston St.	70 46
												296	A	Loyola Chicago	65 41
												299	H	Illinois St.	85 38
												323	A	Bradley	61 45
												330	H	Ark.-Pine Bluff	55 26
LAST 12 Division I GAMES:															
248	H	Texas-Arlington	71 61	185	A	Missouri St.	71 59								
330	H	Ark.-Pine Bluff	55 26	204	H	Evansville	54 44								
143	H	Southern Ill.	80 61	115	H	Indiana St.	63 52								
299	H	Illinois St.	85 38	278	H	Sam Houston St.	70 46								
296	A	Loyola Chicago	65 41	217	H	Winthrop	66 20								
323	A	Bradley	61 45	187	H	La.-Monroe	57 42								

Non-Div I Games:

Wichita St.

William & Mary

Through Games Of Jan. 25, 2015

Average RPI Win:	227	WON-LOST	WINNING	LAST 10	STRENGTH OF	OPP. STRENGTH	TEAM	ADJ.	CONF.	ADJ CONF.
Average RPI Loss:	125	RECORD	PCT. RANK	GAMES	SCHEDULE	OF SCHEDULE	RPI	RPI	RPI	RPI
DIV. I ONLY	8- 11	214	2- 8	109	234	177	177	12	12	
DIV. I NON-CONF.	6- 5	145	1- 3	202	322	164	164	11	11	
TOTALS	RPI 1-25	RPI 26-50	W-L RECORDS	RPI 51-100	RPI 101-150	RPI 150+				
8- 11	0- 0	0- 2	OVERALL	0- 2	2- 4	6- 3				
4- 5	0- 0	0- 1	HOME	0- 2	2- 2	2- 0				
4- 6	0- 0	0- 1	AWAY	0- 0	0- 2	4- 3				
0- 0	0- 0	0- 0	NEUTRAL	0- 0	0- 0	0- 0				
6- 5	0- 0	0- 0	NON-CONFERENCE	0- 1	1- 3	5- 1				
3- 2	0- 0	0- 0	HOME	0- 1	1- 1	2- 0				
3- 3	0- 0	0- 0	AWAY	0- 0	0- 2	3- 1				
0- 0	0- 0	0- 0	NEUTRAL	0- 0	0- 0	0- 0				
2- 6	0- 0	0- 2	CONFERENCE	0- 1	1- 1	1- 2				
1- 3	0- 0	0- 1	HOME	0- 1	1- 1	0- 0				
1- 3	0- 0	0- 1	AWAY	0- 0	0- 0	1- 2				
0- 0	0- 0	0- 0	NEUTRAL	0- 0	0- 0	0- 0				

RPI S	Opponent	Score	RPI S	Opponent	Score	RPI S	Opponent	Score	RPI S	Opponent	Score	Team's RPI: 177
26	A James Madison	50 92	26	H James Madison	43 65	62	H Drexel	46 49	102	H VCU	56 48	
						98	H Richmond	56 59	106	H Elon	59 72	
									112	H Hofstra	57 56	
									117	H Maine	51 54	
									134	A Old Dominion	58 65	
									148	A High Point	80 87	
									195	A La Salle	71 78	
									206	A Towson	69 77	
									209	A Radford	81 71	
									219	A Delaware	50 48	
									246	A N.C. A&T	59 57	
									255	A UNCW	62 63	
									267	H Loyola Maryland	72 71	
									322	A Wofford	71 51	
									341	H Longwood	90 55	
LAST 12 Division I GAMES:												
112	H Hofstra	57 56	206	A Towson	69 77							
26	A James Madison	50 92	255	A UNCW	62 63							
219	A Delaware	50 48	98	H Richmond	56 59							
62	H Drexel	46 49	117	H Maine	51 54							
26	H James Madison	43 65	322	A Wofford	71 51							
106	H Elon	59 72	195	A La Salle	71 78							

Non-Div I Games:

William & Mary

Loss, Non-Conf, S Site, H Home A Away N Neutral

Average RPI Win:	258	WON-LOST	WINNING	LAST 10	STRENGTH OF	OPP. STRENGTH	TEAM	ADJ.	CONF.	ADJ CONF.
Average RPI Loss:	158	RECORD	PCT. RANK	GAMES	SCHEDULE	OF SCHEDULE	RPI	RPI	RPI	RPI
DIV. I ONLY	9- 9	163	5- 5	237	292	217	217	30	30	
DIV. I NON-CONF.	3- 5	214	1- 2	106	56	162	162	33	33	
TOTALS	RPI 1-25	RPI 26-50	W-L RECORDS	RPI 51-100	RPI 101-150	RPI 150+				
9- 9	0- 1	0- 1	OVERALL	0- 1	2- 2	7- 4				
7- 2	0- 0	0- 0	HOME	0- 0	2- 1	5- 1				
2- 6	0- 1	0- 1	AWAY	0- 1	0- 1	2- 2				
0- 1	0- 0	0- 0	NEUTRAL	0- 0	0- 0	0- 1				
3- 5	0- 1	0- 1	NON-CONFERENCE	0- 1	1- 1	2- 1				
2- 1	0- 0	0- 0	HOME	0- 0	1- 1	1- 0				
1- 3	0- 1	0- 1	AWAY	0- 1	0- 0	1- 0				
0- 1	0- 0	0- 0	NEUTRAL	0- 0	0- 0	0- 1				
6- 4	0- 0	0- 0	CONFERENCE	0- 0	1- 1	5- 3				
5- 1	0- 0	0- 0	HOME	0- 0	1- 0	4- 1				
1- 3	0- 0	0- 0	AWAY	0- 0	0- 1	1- 2				
0- 0	0- 0	0- 0	NEUTRAL	0- 0	0- 0	0- 0				

RPI 1-25				RPI 26-50				RPI 51-100				RPI 101+ Team's RPI: 217			
RPI	S	Opponent	Score	RPI	S	Opponent	Score	RPI	S	Opponent	Score	RPI	S	Opponent	Score
3	A	Tennessee	48 81	36	A	Ohio St.	52 66	58	A	Wichita St.	20 66	103	H	Furman	55 73
												107	H	Liberty	63 58
												135	H	Auburn	56 54
												148	A	High Point	55 81
												209	A	Radford	47 55
												223	N	George Mason	57 69
												232	H	Davidson	75 60
												240	H	Presbyterian	54 51
												245	H	Campbell	61 59
												316	A	Coastal Caro.	62 81
												324	H	Gardner-Webb	65 79
												332	H	UNC Asheville	75 55
												340	A	N.C. Central	71 63
												341	H	Longwood	81 48
												349	A	Charleston So.	79 50
LAST 12 Division I GAMES:															
240	H	Presbyterian	54 51	324	H	Gardner-Webb	65 79								
107	H	Liberty	63 58	349	A	Charleston So.	79 50								
316	A	Coastal Caro.	62 81	341	H	Longwood	81 48								
209	A	Radford	47 55	58	A	Wichita St.	20 66								
148	A	High Point	55 81	223	N	George Mason	57 69								
332	H	UNC Asheville	75 55	232	H	Davidson	75 60								

Non-Div I Games: Gallaudet 117 43

Winthrop

■ Loss, 
 ■ Non-Conf, 
 ■ S Site, 
 ■ H Home 
 ■ A Away 
 N Neutral

Average RPI Win:	175	WON-LOST	WINNING	LAST 10	STRENGTH OF	OPP. STRENGTH	TEAM	ADJ.	CONF.	ADJ CONF.
Average RPI Loss:	57	RECORD	PCT. RANK	GAMES	SCHEDULE	OF SCHEDULE	RPI	RPI	RPI	RPI
DIV. I ONLY	7- 12	245	4- 6	36	13	128	128	4	4	
DIV. I NON-CONF.	4- 6	207	2- 1	90	24	151	151	1	1	
TOTALS	RPI 1-25	RPI 26-50	W-L RECORDS	RPI 51-100	RPI 101-150	RPI 150+				
7- 12	0- 2	1- 4	OVERALL	1- 5	0- 1	5- 0				
5- 4	0- 0	1- 4	HOME	0- 0	0- 0	4- 0				
2- 6	0- 1	0- 0	AWAY	1- 4	0- 1	1- 0				
0- 2	0- 1	0- 0	NEUTRAL	0- 1	0- 0	0- 0				
4- 6	0- 2	0- 1	NON-CONFERENCE	0- 3	0- 0	4- 0				
3- 1	0- 0	0- 1	HOME	0- 0	0- 0	3- 0				
1- 3	0- 1	0- 0	AWAY	0- 2	0- 0	1- 0				
0- 2	0- 1	0- 0	NEUTRAL	0- 1	0- 0	0- 0				
3- 6	0- 0	1- 3	CONFERENCE	1- 2	0- 1	1- 0				
2- 3	0- 0	1- 3	HOME	0- 0	0- 0	1- 0				
1- 3	0- 0	0- 0	AWAY	1- 2	0- 1	0- 0				
0- 0	0- 0	0- 0	NEUTRAL	0- 0	0- 0	0- 0				




















































RPI 1-25				RPI 26-50				RPI 51-100				RPI 101+ Team's RPI: 128			
RPI	S	Opponent	Score	RPI	S	Opponent	Score	RPI	S	Opponent	Score	RPI	S	Opponent	Score
10	N	South Carolina	44 67	30	H	Nebraska	72 89	51	A	Purdue	65 56	141	A	Indiana	52 69
17	A	Green Bay	43 53	31	H	Minnesota	60 72	52	A	Northwestern	46 68	168	A	Florida	51 48
				41	H	Vanderbilt	58 67	55	A	Miami (FL)	54 66	194	H	Oral Roberts	70 52
				42	H	Michigan	63 53	83	A	Drake	77 89	197	H	Penn St.	65 46
				50	H	Rutgers	63 73	87	N	East Carolina	43 61	273	H	Marquette	89 64
								89	A	Michigan St.	71 77	299	H	Illinois St.	71 60
LAST 12 Division I GAMES:															
				89	A	Michigan St.	71 77	31	H	Minnesota	60 72				
				30	H	Nebraska	72 89	52	A	Northwestern	46 68				
				50	H	Rutgers	63 73	42	H	Michigan	63 53				
				51	A	Purdue	65 56	194	H	Oral Roberts	70 52				
				141	A	Indiana	52 69	17	A	Green Bay	43 53				
				197	H	Penn St.	65 46	168	A	Florida	51 48				

Non-Div I Games:

Wisconsin



■ Loss, 
■ Non-Conf, 
■ S Site, 
■ H Home 
■ A Away 
N Neutral

Average RPI Win: <b>340</b>	WON-LOST	WINNING	LAST 10	STRENGTH OF	OPP. STRENGTH	TEAM	ADJ.	CONF.	ADJ CONF.
Average RPI Loss: <b>192</b>	RECORD	PCT. RANK	GAMES	SCHEDULE	OF SCHEDULE	RPI	RPI	RPI	RPI
DIV. I ONLY	3- 14	319	1- 8	264	343	322	322	19	19
DIV. I NON-CONF.	3- 10	287	1- 5	328	347	336	336	20	20
TOTALS	RPI 1-25	RPI 26-50	W-L RECORDS	RPI 51-100	RPI 101-150	RPI 150+			
3- 14	0- 0	0- 1	OVERALL	0- 1	0- 2	3- 10			
1- 6	0- 0	0- 1	HOME	0- 0	0- 1	1- 4			
2- 7	0- 0	0- 0	AWAY	0- 1	0- 1	2- 5			
0- 1	0- 0	0- 0	NEUTRAL	0- 0	0- 0	0- 1			
3- 10	0- 0	0- 0	NON-CONFERENCE	0- 1	0- 0	3- 9			
1- 4	0- 0	0- 0	HOME	0- 0	0- 0	1- 4			
2- 5	0- 0	0- 0	AWAY	0- 1	0- 0	2- 4			
0- 1	0- 0	0- 0	NEUTRAL	0- 0	0- 0	0- 1			
0- 4	0- 0	0- 1	CONFERENCE	0- 0	0- 2	0- 1			
0- 2	0- 0	0- 1	HOME	0- 0	0- 1	0- 0			
0- 2	0- 0	0- 0	AWAY	0- 0	0- 1	0- 1			
0- 0	0- 0	0- 0	NEUTRAL	0- 0	0- 0	0- 0			

RPI S	Opponent	Score	RPI S	Opponent	Score	RPI S	Opponent	Score	RPI S	Opponent	Score	Team's RPI: 322
			33 	Chattanooga	43  70	69 	Ohio	37  84	132 	East Tenn. St.	47  69	
									132 	East Tenn. St.	47  79	
									167 	Xavier	51  75	
									177 	William & Mary	51  71	
									190 	Mercer	51  80	
									199 	Jacksonville St.	55  70	
									203 	North Florida	60  68	
									209 	Radford	59  60	
									265 	NJIT	50  76	
									282 	South Carolina St.	53  59	
									312 N	FIU	75  83	
									324 	Gardner-Webb	60  65	
									332 	UNC Asheville	70 52	
									340 	N.C. Central	69 55	
									349 	Charleston So.	55 48	
LAST 12 Division I GAMES:												
132 	East Tenn. St.	47  69	312 N	FIU	75  83							
190 	Mercer	51  80	203 	North Florida	60  68							
132 	East Tenn. St.	47  79	177 	William & Mary	51  71							
33 	Chattanooga	43  70	209 	Radford	59  60							
340 	N.C. Central	69 55	332 	UNC Asheville	70 52							
265 	NJIT	50  76	282 	South Carolina St.	53  59							

Non-Div I Games:      Montreat                      87    36                      Bluefield Col.                      69    45

Wofford

 Loss,  Non-Conf, S Site,  Home  Away N Neutral



Average RPI Win:	255	WON-LOST	WINNING	LAST 10	STRENGTH OF	OPP. STRENGTH	TEAM	ADJ.	CONF.	ADJ CONF.
Average RPI Loss:	42	RECORD	PCT. RANK	GAMES	SCHEDULE	OF SCHEDULE	RPI	RPI	RPI	RPI
DIV. I ONLY	13- 5	54	6- 3	292	126	122	122	13	13	
DIV. I NON-CONF.	9- 3	60	4- 1	326	159	140	140	13	13	
TOTALS	RPI 1-25	RPI 26-50	W-L RECORDS	RPI 51-100	RPI 101-150	RPI 150+				
13- 5	0- 2	0- 1	OVERALL	0- 2	1- 0	12- 0				
6- 2	0- 2	0- 0	HOME	0- 0	1- 0	5- 0				
5- 3	0- 0	0- 1	AWAY	0- 2	0- 0	5- 0				
2- 0	0- 0	0- 0	NEUTRAL	0- 0	0- 0	2- 0				
9- 3	0- 1	0- 0	NON-CONFERENCE	0- 2	1- 0	8- 0				
4- 1	0- 1	0- 0	HOME	0- 0	1- 0	3- 0				
3- 2	0- 0	0- 0	AWAY	0- 2	0- 0	3- 0				
2- 0	0- 0	0- 0	NEUTRAL	0- 0	0- 0	2- 0				
4- 2	0- 1	0- 1	CONFERENCE	0- 0	0- 0	4- 0				
2- 1	0- 1	0- 0	HOME	0- 0	0- 0	2- 0				
2- 1	0- 0	0- 1	AWAY	0- 0	0- 0	2- 0				
0- 0	0- 0	0- 0	NEUTRAL	0- 0	0- 0	0- 0				

RPI	S	Opponent	Score	RPI	S	Opponent	Score	RPI	S	Opponent	Score	RPI	S	Opponent	Score	Team's RPI: 122
12	H	Dayton	76 79	37	A	Youngstown St.	70 75	51	A	Purdue	46 70	143	H	Southern Ill.	70 50	
17	H	Green Bay	59 68					93	A	Butler	49 57	157	H	Cleveland St.	82 65	
												207	A	Northern Ky.	72 60	
												238	H	Lamar	82 61	
												241	A	Austin Peay	85 73	
												257	A	Lipscomb	79 66	
												258	H	Detroit	76 57	
												269	A	Valparaiso	80 62	
												277	A	Milwaukee	80 58	
												281	N	UC Irvine	80 42	
												314	N	Denver	72 63	
												333	H	Murray St.	75 68	
												342	H	Chicago St.	81 40	
LAST 12 Division I GAMES:																
157	H	Cleveland St.	82 65	207	A	Northern Ky.	72 60									
37	A	Youngstown St.	70 75	342	H	Chicago St.	81 40									
269	A	Valparaiso	80 62	51	A	Purdue	46 70									
277	A	Milwaukee	80 58	281	N	UC Irvine	80 42									
258	H	Detroit	76 57	314	N	Denver	72 63									
17	H	Green Bay	59 68	238	H	Lamar	82 61									

Non-Div I Games: Otterbein 104 51 Central St. (OH) 118 70

Wright St.

## Wyoming

Through Games Of Jan. 25, 2015

Average RPI Win: <b>223</b>	WON-LOST	WINNING	LAST 10	STRENGTH OF	OPP. STRENGTH	TEAM	ADJ.	CONF.	ADJ CONF.
Average RPI Loss: <b>137</b>	RECORD	PCT. RANK	GAMES	SCHEDULE	OF SCHEDULE	RPI	RPI	RPI	RPI
DIV. I ONLY	5- 10	258	2- 7	154	165	224	224	21	21
DIV. I NON-CONF.	3- 5	214	1- 3	220	132	235	235	19	19
TOTALS	RPI 1-25	RPI 26-50	W-L RECORDS	RPI 51-100	RPI 101-150	RPI 150+			
5- 10	0- 1	0- 2	OVERALL	0- 2	2- 0	3- 5			
2- 4	0- 0	0- 2	HOME	0- 1	0- 0	2- 1			
2- 5	0- 0	0- 0	AWAY	0- 1	2- 0	0- 4			
1- 1	0- 1	0- 0	NEUTRAL	0- 0	0- 0	1- 0			
3- 5	0- 1	0- 1	NON-CONFERENCE	0- 1	1- 0	2- 2			
1- 2	0- 0	0- 1	HOME	0- 0	0- 0	1- 1			
1- 2	0- 0	0- 0	AWAY	0- 1	1- 0	0- 1			
1- 1	0- 1	0- 0	NEUTRAL	0- 0	0- 0	1- 0			
2- 5	0- 0	0- 1	CONFERENCE	0- 1	1- 0	1- 3			
1- 2	0- 0	0- 1	HOME	0- 1	0- 0	1- 0			
1- 3	0- 0	0- 0	AWAY	0- 0	1- 0	0- 3			
0- 0	0- 0	0- 0	NEUTRAL	0- 0	0- 0	0- 0			

RPI 1-25				RPI 26-50				RPI 51-100				RPI 101+				Team's RPI: 224	
RPI	S	Opponent	Score	RPI	S	Opponent	Score	RPI	S	Opponent	Score	RPI	S	Opponent	Score		
24	N	Iowa St.	63 84	35	H	Fresno St.	65 66	92	H	Colorado St.	55 58	122	A	Montana	60 54		
				45	H	Gonzaga	56 70	95	A	Colorado	71 76	131	A	Boise St.	64 59		
												179	H	Idaho	66 77		
												182	A	New Mexico	54 60		
												210	H	San Jose St.	96 60		
												212	A	Montana St.	52 79		
												229	A	San Diego St.	54 57		
												272	A	UNLV	55 58		
												314	H	Denver	82 41		
												339	N	Howard	67 53		
LAST 12 Division I GAMES:																	
182	A	New Mexico	54 60	272	A	UNLV	55 58										
35	H	Fresno St.	65 66	95	A	Colorado	71 76										
229	A	San Diego St.	54 57	45	H	Gonzaga	56 70										
131	A	Boise St.	64 59	212	A	Montana St.	52 79										
92	H	Colorado St.	55 58	122	A	Montana	60 54										
210	H	San Jose St.	96 60	339	N	Howard	67 53										

Non-Div I Games: Western St. 104 29 South Dakota Mines 77 41

Wyoming

  Loss, 
  Non-Conf, S Site, 
  Home 
  Away 
N Neutral

Average RPI Win:	250	WON-LOST	WINNING	LAST 10	STRENGTH OF	OPP. STRENGTH	TEAM	ADJ.	CONF.	ADJ CONF.
Average RPI Loss:	77	RECORD	PCT. RANK	GAMES	SCHEDULE	OF SCHEDULE	RPI	RPI	RPI	RPI
DIV. I ONLY	12- 8	115	5- 5	242	140	167	167	9	9	
DIV. I NON-CONF.	8- 3	71	3- 1	311	260	156	156	9	9	
TOTALS	RPI 1-25	RPI 26-50	W-L RECORDS	RPI 51-100	RPI 101-150	RPI 150+				
12- 8	0- 0	0- 2	OVERALL	1- 5	0- 1	11- 0				
9- 3	0- 0	0- 0	HOME	1- 3	0- 0	8- 0				
3- 5	0- 0	0- 2	AWAY	0- 2	0- 1	3- 0				
0- 0	0- 0	0- 0	NEUTRAL	0- 0	0- 0	0- 0				
8- 3	0- 0	0- 1	NON-CONFERENCE	0- 1	0- 1	8- 0				
6- 1	0- 0	0- 0	HOME	0- 1	0- 0	6- 0				
2- 2	0- 0	0- 1	AWAY	0- 0	0- 1	2- 0				
0- 0	0- 0	0- 0	NEUTRAL	0- 0	0- 0	0- 0				
4- 5	0- 0	0- 1	CONFERENCE	1- 4	0- 0	3- 0				
3- 2	0- 0	0- 0	HOME	1- 2	0- 0	2- 0				
1- 3	0- 0	0- 1	AWAY	0- 2	0- 0	1- 0				
0- 0	0- 0	0- 0	NEUTRAL	0- 0	0- 0	0- 0				

RPI 1-25				RPI 26-50				RPI 51-100				RPI 101+				Team's RPI: 167	
RPI	S	Opponent	Score	RPI	S	Opponent	Score	RPI	S	Opponent	Score	RPI	S	Opponent	Score		
				39	A	Seton Hall	54 78	64	A	St. John's (NY)	42 65	109	A	Kennesaw St.	60 61		
				48	A	Middle Tenn.	68 90	80	A	DePaul	61 84	218	H	Providence	71 59		
								86	H	Villanova	34 54	221	H	Monmouth	61 45		
								93	H	Butler	54 58	222	H	Robert Morris	70 65		
								94	H	Creighton	66 65	240	H	Presbyterian	45 43		
								100	H	Virginia	62 71	257	H	Lipscomb	62 38		
												264	H	Georgetown	63 55		
												268	A	Cincinnati	72 71		
												273	A	Marquette	74 71		
												291	A	Binghamton	89 71		
												322	H	Wofford	75 51		
												330	H	Ark.-Pine Bluff	89 52		
LAST 12 Division I GAMES:																	
				93	H	Butler	54 58	94	H	Creighton	66 65						
				86	H	Villanova	34 54	273	A	Marquette	74 71						
				264	H	Georgetown	63 55	109	A	Kennesaw St.	60 61						
				80	A	DePaul	61 84	257	H	Lipscomb	62 38						
				39	A	Seton Hall	54 78	268	A	Cincinnati	72 71						
				218	H	Providence	71 59	221	H	Monmouth	61 45						

Non-Div I Games:

Xavier

■ Loss, 
 ■ Non-Conf, 
 ■ S Site, 
 ■ H Home 
 ■ A Away 
 N Neutral

Average RPI Win:	252	WON-LOST	WINNING	LAST 10	STRENGTH OF	OPP. STRENGTH	TEAM	ADJ.	CONF.	ADJ CONF.
Average RPI Loss:	90	RECORD	PCT. RANK	GAMES	SCHEDULE	OF SCHEDULE	RPI	RPI	RPI	RPI
DIV. I ONLY	8- 7	152	6- 4	140	171	121	121	10	10	
DIV. I NON-CONF.	6- 7	174	5- 5	130	150	144	144	10	10	
TOTALS	RPI 1-25	RPI 26-50	W-L RECORDS	RPI 51-100	RPI 101-150	RPI 150+				
8- 7	0- 3	0- 0	OVERALL	0- 1	1- 2	7- 1				
5- 1	0- 0	0- 0	HOME	0- 1	1- 0	4- 0				
3- 5	0- 3	0- 0	AWAY	0- 0	0- 1	3- 1				
0- 1	0- 0	0- 0	NEUTRAL	0- 0	0- 1	0- 0				
6- 7	0- 3	0- 0	NON-CONFERENCE	0- 1	1- 2	5- 1				
4- 1	0- 0	0- 0	HOME	0- 1	1- 0	3- 0				
2- 5	0- 3	0- 0	AWAY	0- 0	0- 1	2- 1				
0- 1	0- 0	0- 0	NEUTRAL	0- 0	0- 1	0- 0				
2- 0	0- 0	0- 0	CONFERENCE	0- 0	0- 0	2- 0				
1- 0	0- 0	0- 0	HOME	0- 0	0- 0	1- 0				
1- 0	0- 0	0- 0	AWAY	0- 0	0- 0	1- 0				
0- 0	0- 0	0- 0	NEUTRAL	0- 0	0- 0	0- 0				

RPI 1-25				RPI 26-50				RPI 51-100				RPI 101+ Team's RPI: 121			
RPI	S	Opponent	Score	RPI	S	Opponent	Score	RPI	S	Opponent	Score	RPI	S	Opponent	Score
5	A	Arizona St.	51 69					64	H	St. John's (NY)	50 61	117	H	Maine	57 55
22	A	Oklahoma	54 71									130	A	Bucknell	66 73
23	A	Washington	51 81									131	N	Boise St.	53 59
												192	H	Holy Cross	83 70
												221	H	Monmouth	62 58
												256	A	UMass Lowell	72 80
												263	A	Brown	79 69
												263	H	Brown	66 49
												306	H	Boston U.	66 59
												310	A	Wagner	90 65
												344	A	Saint Peter's	53 45
LAST 12 Division I GAMES:															
263	A	Brown	79 69	130	A	Bucknell	66 73								
263	H	Brown	66 49	310	A	Wagner	90 65								
344	A	Saint Peter's	53 45	256	A	UMass Lowell	72 80								
117	H	Maine	57 55	306	H	Boston U.	66 59								
22	A	Oklahoma	54 71	221	H	Monmouth	62 58								
5	A	Arizona St.	51 69	131	N	Boise St.	53 59								

Non-Div I Games: Alas. Anchorage 63 72

Yale

Loss, Non-Conf, S Site, H Home A Away N Neutral

Average RPI Win:	196	WON-LOST	WINNING	LAST 10	STRENGTH OF	OPP. STRENGTH	TEAM	ADJ.	CONF.	ADJ CONF.
Average RPI Loss:	101	RECORD	PCT. RANK	GAMES	SCHEDULE	OF SCHEDULE	RPI	RPI	RPI	RPI
DIV. I ONLY	12- 4	43	5- 4	58	255	37	37	13	13	
DIV. I NON-CONF.	9- 2	35	3- 2	125	274	36	36	13	13	
TOTALS	RPI 1-25	RPI 26-50	W-L RECORDS	RPI 51-100	RPI 101-150	RPI 150+				
12- 4	0- 1	0- 1	OVERALL	1- 0	2- 1	9- 1				
5- 0	0- 0	0- 0	HOME	1- 0	2- 0	2- 0				
6- 4	0- 1	0- 1	AWAY	0- 0	0- 1	6- 1				
1- 0	0- 0	0- 0	NEUTRAL	0- 0	0- 0	1- 0				
9- 2	0- 0	0- 1	NON-CONFERENCE	1- 0	1- 1	7- 0				
3- 0	0- 0	0- 0	HOME	1- 0	1- 0	1- 0				
5- 2	0- 0	0- 1	AWAY	0- 0	0- 1	5- 0				
1- 0	0- 0	0- 0	NEUTRAL	0- 0	0- 0	1- 0				
3- 2	0- 1	0- 0	CONFERENCE	0- 0	1- 0	2- 1				
2- 0	0- 0	0- 0	HOME	0- 0	1- 0	1- 0				
1- 2	0- 1	0- 0	AWAY	0- 0	0- 0	1- 1				
0- 0	0- 0	0- 0	NEUTRAL	0- 0	0- 0	0- 0				

RPI S	Opponent	Score	RPI S	Opponent	Score	RPI S	Opponent	Score	RPI S	Opponent	Score
17	A Green Bay	43 66	47	A Pittsburgh	52 78	65	H Akron	75 62	111	A Cornell	63 75
									122	H Wright St.	75 70
									130	H Bucknell	69 54
									157	H Cleveland St.	79 65
									193	A Ill.-Chicago	69 66
									209	A Radford	70 44
									222	A Robert Morris	73 65
									227	A Oakland	82 85
									233	A Tennessee St.	73 66
									234	H Niagara	83 61
									237	N Nicholls St.	51 50
									247	A Canisius	80 48
									307	A Kent St.	68 49
LAST 12 Division I GAMES:											
227	A Oakland	82 85	65	H Akron	75 62						
122	H Wright St.	75 70	47	A Pittsburgh	52 78						
157	H Cleveland St.	79 65	222	A Robert Morris	73 65						
17	A Green Bay	43 66	247	A Canisius	80 48						
193	A Ill.-Chicago	69 66	233	A Tennessee St.	73 66						
111	A Cornell	63 75	237	N Nicholls St.	51 50						

Non-Div I Games: Oberlin 92 43 Ohio Valley 84 33

Youngstown St.

Loss, Non-Conf, S Site, H Home A Away N Neutral