

Average RPI Win:	282	WON-LOST	WINNING	LAST 10	STRENGTH OF	OPP. STRENGTH	TEAM	ADJ.	CONF.	ADJ CONF.
Average RPI Loss:	175	RECORD	PCT. RANK	GAMES	SCHEDULE	OF SCHEDULE	RPI	RPI	RPI	RPI
DIV. I ONLY	6- 7	201	7-3	318	284	274	274	26	26	
DIV. I NON-CONF.	2- 5	264	0- 0	292	240	304	304	24	24	

TOTALS	RPI 1-25	RPI 26-50	W-L RECORDS	RPI 51-100	RPI 101-150	RPI 150+				
6- 7	0- 0	0- 0	OVERALL	0- 1	0- 0	6- 6				
3- 3	0- 0	0- 0	HOME	0- 0	0- 0	3- 3				
2- 3	0- 0	0- 0	AWAY	0- 1	0- 0	2- 2				
1- 1	0- 0	0- 0	NEUTRAL	0- 0	0- 0	1- 1				
2- 5	0- 0	0- 0	NON-CONFERENCE	0- 0	0- 0	2- 5				
0- 3	0- 0	0- 0	HOME	0- 0	0- 0	0- 3				
1- 1	0- 0	0- 0	AWAY	0- 0	0- 0	1- 1				
1- 1	0- 0	0- 0	NEUTRAL	0- 0	0- 0	1- 1				
4- 2	0- 0	0- 0	CONFERENCE	0- 1	0- 0	4- 1				
3- 0	0- 0	0- 0	HOME	0- 0	0- 0	3- 0				
1- 2	0- 0	0- 0	AWAY	0- 1	0- 0	1- 1				
0- 0	0- 0	0- 0	NEUTRAL	0- 0	0- 0	0- 0				

RPI 1-25				RPI 26-50				RPI 51-100				RPI 101+				Team's RPI: 274
RPI	S	Opponent	Score	RPI	S	Opponent	Score	RPI	S	Opponent	Score	RPI	S	Opponent	Score	
								70	A	Lamar University	58 76	154	H	Texas St.	53 60	
												158	A	Texas Tech	61 78	
												179	H	New Mexico St.	65 67	
												201	A	Nicholls St.	55 85	
												210	N	Prairie View	59 67	
												229	H	Sam Houston St.	76 61	
												255	A	UTRGV	59 49	
												255	H	UTRGV	57 70	
												258	N	Louisiana	64 63	
												306	A	Central Ark.	73 65	
												313	H	New Orleans	57 51	
												329	H	Northwestern St.	79 55	
LAST 12 Division I GAMES:																
201	A	Nicholls St.	55 85	179	H	New Mexico St.	65 67									
313	H	New Orleans	57 51	255	H	UTRGV	57 70									
229	H	Sam Houston St.	76 61	210	N	Prairie View	59 67									
329	H	Northwestern St.	79 55	258	N	Louisiana	64 63									
70	A	Lamar University	58 76	154	H	Texas St.	53 60									
306	A	Central Ark.	73 65	158	A	Texas Tech	61 78									

Non-Div I Games: Schreiner 64 34 UNKNOWN 78 40 Tex. A&M Int'l 84 36 Texas Lutheran 73 49 A&M-Corpus Christi

Average RPI Win:	277	WON-LOST	WINNING	LAST 10	STRENGTH OF	OPP. STRENGTH	TEAM	ADJ.	CONF.	ADJ CONF.
Average RPI Loss:	125	RECORD	PCT. RANK	GAMES	SCHEDULE	OF SCHEDULE	RPI	RPI	RPI	RPI

DIV. I ONLY	8- 6	134	5-5	275	244	172	172	26	26
DIV. I NON-CONF.	3- 4	199	0- 0	127	159	135	135	24	24
TOTALS	RPI 1-25	RPI 26-50	W-L RECORDS	RPI 51-100	RPI 101-150	RPI 150+			
8- 6	0- 0	0- 0	OVERALL	0- 3	0- 1	8- 2			
1- 2	0- 0	0- 0	HOME	0- 2	0- 0	1- 0			
6- 4	0- 0	0- 0	AWAY	0- 1	0- 1	6- 2			
1- 0	0- 0	0- 0	NEUTRAL	0- 0	0- 0	1- 0			
3- 4	0- 0	0- 0	NON-CONFERENCE	0- 2	0- 1	3- 1			
0- 1	0- 0	0- 0	HOME	0- 1	0- 0	0- 0			
2- 3	0- 0	0- 0	AWAY	0- 1	0- 1	2- 1			
1- 0	0- 0	0- 0	NEUTRAL	0- 0	0- 0	1- 0			
5- 2	0- 0	0- 0	CONFERENCE	0- 1	0- 0	5- 1			
1- 1	0- 0	0- 0	HOME	0- 1	0- 0	1- 0			
4- 1	0- 0	0- 0	AWAY	0- 0	0- 0	4- 1			
0- 0	0- 0	0- 0	NEUTRAL	0- 0	0- 0	0- 0			

RPI 1-25	RPI 26-50	RPI 51-100	RPI 101+ Team's RPI: 172
RPI S Opponent Score	RPI S Opponent Score	RPI S Opponent Score	RPI S Opponent Score
		55 H Arkansas 68 80	130 A Tulsa 63 75
		71 H SFA 55 71	158 A Texas Tech 54 105
		93 A FGCU 65 81	179 A New Mexico St. 58 46
			229 A Sam Houston St. 91 79
			241 A Southeastern La. 71 74
			247 N Texas Southern 81 39
			266 A UTEP 70 69
			313 A New Orleans 59 52
			323 H McNeese 109 52
			329 A Northwestern St. 72 63
			330 A Houston Baptist 72 62
LAST 12 Division I GAMES:			
71 H SFA 55 71	313 A New Orleans 59 52		
329 A Northwestern St. 72 63	158 A Texas Tech 54 105		
330 A Houston Baptist 72 62	93 A FGCU 65 81		
241 A Southeastern La. 71 74	55 H Arkansas 68 80		
323 H McNeese 109 52	130 A Tul sa 63 75		
229 A Sam Houston St. 91 79	266 A UTEP 70 69		

Non-Div I Games: Eastern N.M. 78 46 Southwest (NM) 90 47 Howard Payne 98 43 Schreiner 90 43 Abilene Christian

Average RPI Win:	238	WON-LOST	WINNING	LAST 10	STRENGTH OF	OPP. STRENGTH	TEAM	ADJ.	CONF.	ADJ CONF.
Average RPI Loss:	131	RECORD	PCT. RANK	GAMES	SCHEDULE	OF SCHEDULE	RPI	RPI	RPI	RPI
DIV. I ONLY	5- 12	268	2-8	107	198	219	219	13	13	
DIV. I NON-CONF.	3- 7	256	0- 0	83	249	205	205	12	12	

TOTALS	RPI 1-25	RPI 26-50	W-L RECORDS	RPI 51-100	RPI 101-150	RPI 150+				
5- 12	0- 1	0- 1	OVERALL	0- 2	1- 3	4- 5				
4- 3	0- 0	0- 0	HOME	0- 0	1- 0	3- 3				
1- 9	0- 1	0- 1	AWAY	0- 2	0- 3	1- 2				
0- 0	0- 0	0- 0	NEUTRAL	0- 0	0- 0	0- 0				
3- 7	0- 1	0- 0	NON-CONFERENCE	0- 1	1- 3	2- 2				
2- 2	0- 0	0- 0	HOME	0- 0	1- 0	1- 2				
1- 5	0- 1	0- 0	AWAY	0- 1	0- 3	1- 0				
0- 0	0- 0	0- 0	NEUTRAL	0- 0	0- 0	0- 0				
2- 5	0- 0	0- 1	CONFERENCE	0- 1	0- 0	2- 3				
2- 1	0- 0	0- 0	HOME	0- 0	0- 0	2- 1				
0- 4	0- 0	0- 1	AWAY	0- 1	0- 0	0- 2				
0- 0	0- 0	0- 0	NEUTRAL	0- 0	0- 0	0- 0				

RPI 1-25				RPI 26-50				RPI 51-100				RPI 101+ Team's RPI: 219			
RPI	S	Opponent	Score	RPI	S	Opponent	Score	RPI	S	Opponent	Score	RPI	S	Opponent	Score
4	A	Oregon	36 82	47	A	New Mexico	57 78	54	A	Northeastern	41 54	109	H	Northern Colo.	69 57
								61	A	Boise St.	48 79	127	A	Minnesota	50 67
												144	A	Portland	60 79
												149	A	Denver	66 92
												159	H	Utah St.	44 48
												196	H	George Mason	71 78
												206	A	San Diego St.	61 70
												207	H	Navy	47 54
												214	H	Colorado St.	63 48
												216	A	UNLV	56 66
												237	H	Nevada	79 74
												285	A	Army West Point	71 60
												347	H	Fairleigh Dickinson	85 37
LAST 12 Division I GAMES:															
61	A	Boise St.	48 79	47	A	New Mexico	57 78	4	A	Oregon	36 82	144	A	Portland	60 79
237	H	Nevada	79 74	4	A	Oregon	36 82	207	H	Navy	47 54	127	A	Minnesota	50 67
216	A	UNLV	56 66	144	A	Portland	60 79	61	A	San Diego St.	61 70	109	H	Northern Colo.	69 57
206	A	San Diego St.	61 70	207	H	Navy	47 54	63	H	Colorado St.	63 48				
214	H	Colorado St.	63 48	127	A	Minnesota	50 67	44	H	Utah St.	44 48				
159	H	Utah St.	44 48	109	H	Northern Colo.	69 57								

Non-Div I Games: Western St. 72 54

Air Force

Loss,
Non-Conf,
S Site,
H Home
A Away
N Neutral

Average RPI Win: 285

Average RPI Loss: 85

WON-LOST
RECORDWINNING
PCT. RANKLAST 10
GAMESSTRENGTH OF
SCHEDULEOPP. STRENGTH
OF SCHEDULETEAM
RPIADJ.
RPICONF.
RPIADJ CONF.
RPIDIV. I ONLY
DIV. I NON-CONF.10- 6
8- 2107
526-4
0- 0288
343184
232180
200180
2008
88
8

TOTALS

RPI 1-25

RPI 26-50

W-L RECORDS

RPI 51-100

RPI 101-150

RPI 150+

10- 6

0- 1

0- 2

OVERALL

0- 0

0- 2

10- 1

4- 2

0- 0

0- 1

HOME

0- 0

0- 0

4- 1

2- 4

0- 1

0- 1

AWAY

0- 0

0- 2

2- 0

4- 0

0- 0

0- 0

NEUTRAL

0- 0

0- 0

4- 0

8- 2

0- 0

0- 1

NON-CONFERENCE

0- 0

0- 1

8- 0

3- 1

0- 0

0- 1

HOME

0- 0

0- 0

3- 0

1- 1

0- 0

0- 0

AWAY

0- 0

0- 1

1- 0

4- 0

0- 0

0- 0

NEUTRAL

0- 0

0- 0

4- 0

2- 4

0- 1

0- 1

CONFERENCE

0- 0

0- 1

2- 1

1- 1

0- 0

0- 0

HOME

0- 0

0- 0

1- 1

1- 3

0- 1

0- 1

AWAY

0- 0

0- 1

1- 0

0- 0

0- 0

0- 0

NEUTRAL

0- 0

0- 0

0- 0

RPI 1-25

RPI 26-50

RPI 51-100

RPI 101+

Team's RPI: 180

RPI S Opponent Score
21 A Central Mich. 71 94RPI S Opponent Score
34 A Buffalo 72 91
35 H Butler 47 63

RPI S Opponent Score

RPI S Opponent Score
110 A Northern Ill. 59 70
122 A Youngstown St. 61 72
188 H Eastern Mich. 60 72
239 H Bowling Green 74 71
246 H St. Bonaventure 67 58
266 N UTEP 64 57
271 A N. C. A&T 49 36
287 N Northern Ky. 77 60
290 A Western Mich. 72 59
293 N Oakland 85 65
295 H Canisius 62 53
324 H Eastern Ky. 63 54
334 N Jackson St. 74 57

LAST 12 Division I GAMES:

34 A Buffalo	72 91	266 N UTEP	64 57
110 A Northern Ill.	59 70	334 N Jackson St.	74 57
188 H Eastern Mich.	60 72	295 H Canisius	62 53
239 H Bowling Green	74 71	35 H Butler	47 63
290 A Western Mich.	72 59	246 H St. Bonaventure	67 58
21 A Central Mich.	71 94	324 H Eastern Ky.	63 54

Akron

Akron

Non-Div I Games:

Malone

63 44

Akron

Loss, Non-Conf, S Site, H Home A Away N Neutral

Average RPI Win:	167	WON-LOST	WINNING	LAST 10	STRENGTH OF	OPP. STRENGTH	TEAM	ADJ.	CONF.	ADJ CONF.
Average RPI Loss:	68	RECORD	PCT. RANK	GAMES	SCHEDULE	OF SCHEDULE	RPI	RPI	RPI	RPI
DIV. I ONLY	10- 10	165	4-6	38	68	119	119	6	6	
DIV. I NON-CONF.	8- 5	120	0- 1	80	133	97	97	6	6	

TOTALS	RPI 1-25	RPI 26-50	W-L RECORDS	RPI 51-100	RPI 101-150	RPI 150+				
10- 10	0- 2	1- 2	OVERALL	3- 3	0- 3	6- 0				
8- 3	0- 0	1- 0	HOME	2- 2	0- 1	5- 0				
1- 4	0- 2	0- 1	AWAY	0- 1	0- 0	1- 0				
1- 3	0- 0	0- 1	NEUTRAL	1- 0	0- 2	0- 0				
8- 5	0- 0	1- 2	NON-CONFERENCE	2- 0	0- 3	5- 0				
6- 1	0- 0	1- 0	HOME	1- 0	0- 1	4- 0				
1- 1	0- 0	0- 1	AWAY	0- 0	0- 0	1- 0				
1- 3	0- 0	0- 1	NEUTRAL	1- 0	0- 2	0- 0				
2- 5	0- 2	0- 0	CONFERENCE	1- 3	0- 0	1- 0				
2- 2	0- 0	0- 0	HOME	1- 2	0- 0	1- 0				
0- 3	0- 2	0- 0	AWAY	0- 1	0- 0	0- 0				
0- 0	0- 0	0- 0	NEUTRAL	0- 0	0- 0	0- 0				

RPI 1-25				RPI 26-50				RPI 51-100				RPI 101+ Team's RPI: 119			
RPI	S	Opponent	Score	RPI	S	Opponent	Score	RPI	S	Opponent	Score	RPI	S	Opponent	Score
18	A	South Carolina	59 62	30	N	Miami (FL)	74 101	52	H	LSU	56 62	130	N	Tulsa	73 80
22	A	Texas A&M	43 70	39	A	Utah	62 72	53	H	Tennessee	86 65	136	H	South Alabama	67 72
				40	H	Clemson	76 56	55	A	Arkansas	61 72	143	N	Louisiana Tech	62 79
								57	H	Auburn	56 66	160	H	Grambling	73 55
								85	N	Virginia	64 52	208	A	SMU	62 61
								91	H	Tulane	69 58	211	H	Florida	74 67
												241	H	Southeastern La.	88 40
												248	H	Stetson	59 47
												329	H	Northwestern St.	87 73
LAST 12 Division I GAMES:															
143	N	Louisiana Tech	62 79	18	A	South Carolina	59 62	211	H	Florida	74 67				
55	A	Arkansas	61 72	30	N	Miami (FL)	74 101	85	N	Virginia	64 52				
52	H	LSU	56 62	86	65	22	A	Texas A&M	43 70	329	H	Northwestern St.	87 73		
53	H	Tennessee	86 65	43	70	57	H	Auburn	56 66	91	H	Tulane	69 58		

Non-Div I Games:

Alabama

RPI 1-25				RPI 26-50				RPI 51-100				RPI 101+				Team's RPI: 281	
RPI	S	Opponent	Score	RPI	S	Opponent	Score	RPI	S	Opponent	Score	RPI	S	Opponent	Score		
								66	A	Kansas	54	65	147	A	UAB	47	82
												160	H	Grambling	51	63	
												171	A	Illinois	60	88	
												195	N	Jacksonville	65	60	
												204	H	Jacksonville St.	48	55	
												227	H	Alabama St.	46	60	
												241	H	Southeastern La.	51	48	
												286	A	Murray St.	59	53	
												294	A	Mississippi Val.	80	60	
												299	A	North Florida	63	62	
												304	A	Austin Peay	58	75	
												307	H	Tennessee St.	67	57	
												325	H	Lipscomb	58	62	
												334	H	Jackson St.	58	55	
												343	A	Ark. -Pine Bluff	78	52	
LAST 12 Division I GAMES:																	
				227	H	Alabama St.	46	60	299	A	North Florida	63	62				
				343	A	Ark. -Pine Bluff	78	52	241	H	Southeastern La.	51	48				
				294	A	Mississippi Val.	80	60	204	H	Jacksonville St.	48	55				
				160	H	Grambling	51	63	304	A	Austin Peay	58	75				
				334	H	Jackson St.	58	55	286	A	Murray St.	59	53				
				195	N	Jacksonville	65	60	147	A	UAB	47	82				

Alabama A&M

Average RPI Win:	319	WON-LOST	WINNING	LAST 10	STRENGTH OF	OPP. STRENGTH	TEAM	ADJ.	CONF.	ADJ CONF.
Average RPI Loss:	127	RECORD	PCT. RANK	GAMES	SCHEDULE	OF SCHEDULE	RPI	RPI	RPI	RPI
DIV. I ONLY	3- 12	307	3-7	64	305	227	227	29	29	
DIV. I NON-CONF.	0- 10	336	0- 0	4	253	213	213	26	26	

TOTALS	RPI 1-25	RPI 26-50	W-L RECORDS	RPI 51-100	RPI 101-150	RPI 150+				
3- 12	0- 2	0- 1	OVERALL	0- 2	0- 2	3- 5				
1- 4	0- 1	0- 0	HOME	0- 0	0- 1	1- 2				
2- 8	0- 1	0- 1	AWAY	0- 2	0- 1	2- 3				
0- 0	0- 0	0- 0	NEUTRAL	0- 0	0- 0	0- 0				
0- 10	0- 2	0- 1	NON-CONFERENCE	0- 2	0- 2	0- 3				
0- 3	0- 1	0- 0	HOME	0- 0	0- 1	0- 1				
0- 7	0- 1	0- 1	AWAY	0- 2	0- 1	0- 2				
0- 0	0- 0	0- 0	NEUTRAL	0- 0	0- 0	0- 0				
3- 2	0- 0	0- 0	CONFERENCE	0- 0	0- 0	3- 2				
1- 1	0- 0	0- 0	HOME	0- 0	0- 0	1- 1				
2- 1	0- 0	0- 0	AWAY	0- 0	0- 0	2- 1				
0- 0	0- 0	0- 0	NEUTRAL	0- 0	0- 0	0- 0				

RPI 1-25				RPI 26-50				RPI 51-100				RPI 101+ Team's RPI: 227			
RPI	S	Opponent	Score	RPI	S	Opponent	Score	RPI	S	Opponent	Score	RPI	S	Opponent	Score
18	H	South Carolina	38 94	37	A	Georgi a Tech	42 69	57	A	Auburn	50 83	136	A	South Alabama	65 77
19	A	Kentucky	35 87					99	A	Troy	46 116	147	H	UAB	47 62
												155	A	North Ala.	42 68
												160	H	Grambl ing	72 80
												184	A	Xavi er	58 87
												221	H	Samford	51 60
												281	A	Al abama A&M	60 46
												294	A	Mi ssi ssi ppi Val .	62 64
												334	H	Jackson St.	74 67
												343	A	Ark. -Pi ne Bl uff	58 56
LAST 12 Di vi si on I GAMES:															
281	A	Al abama A&M	60 46	184	A	Xavi er	58 87								
294	A	Mi ssi ssi ppi Val .	62 64	147	H	UAB	47 62								
343	A	Ark. -Pi ne Bl uff	58 56	136	A	South Alabama	65 77								
334	H	Jackson St.	74 67	37	A	Georgi a Tech	42 69								
160	H	Grambl ing	72 80	99	A	Troy	46 116								
57	A	Auburn	50 83	155	A	North Ala.	42 68								

Non-Di v I Games: Mobile 69 63

Alabama St.

■ Loss,
 ■ Non-Conf,
 ■ S Site,
 ■ Home
 ■ Away
 N Neutral

Average RPI Win:	271	WON-LOST	WINNING	LAST 10	STRENGTH OF	OPP. STRENGTH	TEAM	ADJ.	CONF.	ADJ CONF.
Average RPI Loss:	184	RECORD	PCT. RANK	GAMES	SCHEDULE	OF SCHEDULE	RPI	RPI	RPI	RPI
DIV. I ONLY	7- 12	243	6-4	231	309	256	256	23	23	
DIV. I NON-CONF.	3- 10	278	0- 0	226	319	287	287	23	23	

TOTALS	RPI 1-25	RPI 26-50	W-L RECORDS	RPI 51-100	RPI 101-150	RPI 150+				
7- 12	0- 1	0- 1	OVERALL	0- 1	0- 2	7- 7				
4- 4	0- 0	0- 0	HOME	0- 0	0- 1	4- 3				
3- 8	0- 1	0- 1	AWAY	0- 1	0- 1	3- 4				
0- 0	0- 0	0- 0	NEUTRAL	0- 0	0- 0	0- 0				
3- 10	0- 1	0- 1	NON-CONFERENCE	0- 0	0- 2	3- 6				
1- 4	0- 0	0- 0	HOME	0- 0	0- 1	1- 3				
2- 6	0- 1	0- 1	AWAY	0- 0	0- 1	2- 3				
0- 0	0- 0	0- 0	NEUTRAL	0- 0	0- 0	0- 0				
4- 2	0- 0	0- 0	CONFERENCE	0- 1	0- 0	4- 1				
3- 0	0- 0	0- 0	HOME	0- 0	0- 0	3- 0				
1- 2	0- 0	0- 0	AWAY	0- 1	0- 0	1- 1				
0- 0	0- 0	0- 0	NEUTRAL	0- 0	0- 0	0- 0				

RPI 1-25				RPI 26-50				RPI 51-100				RPI 101+ Team's RPI: 256			
RPI	S	Opponent	Score	RPI	S	Opponent	Score	RPI	S	Opponent	Score	RPI	S	Opponent	Score
16	A	Rutgers	39 65	26	A	Purdue	41 53	59	A	Maine	65 76	128	H	Marist	56 74
												135	A	South Fla.	37 74
												168	A	Stony Brook	54 49
												197	A	Cornell	34 48
												217	H	Holy Cross	50 56
												232	H	Binghamton	61 56
												245	A	Monmouth	56 64
												263	A	Columbia	62 58
												269	A	Vermont	39 52
												277	A	St. Francis Brooklyn	67 60
												292	H	Central Conn. St.	53 60
												295	H	Canisius	42 48
												298	H	UMass Lowell	63 56
												320	H	UMBC	64 44
												326	A	Lafayette	66 67
												340	H	Manhattan	60 54

LAST 12 Division I GAMES:															
168	A	Stony Brook	54 49	263	A	Columbia	62 58								
320	H	UMBC	64 44	26	A	Purdue	41 53								
298	H	UMass Lowell	63 56	277	A	St. Francis Brooklyn	67 60								
59	A	Maine	65 76	128	H	Marist	56 74								
269	A	Vermont	39 52	292	H	Central Conn. St.	53 60								
232	H	Binghamton	61 56	326	A	Lafayette	66 67								

Non-Div I Games:

Albany (NY)

■ Loss,
 ■ Non-Conf, S Site,
 ■ Home
 ■ Away
 N Neutral

Average RPI Win: **271**
 Average RPI Loss: **237**

WON-LOST
RECORD

WINNING
PCT. RANK

LAST 10
GAMES

STRENGTH OF
SCHEDULE

OPP. STRENGTH
OF SCHEDULE

TEAM
RPI

ADJ.
RPI

CONF.
RPI

ADJ CONF.
RPI

DIV. I ONLY	2- 13	331	2-8	351	286	350	350	29	29
DIV. I NON-CONF.	0- 9	336	0- 1	310	278	350	350	26	26
<hr/>									
TOTALS	RPI 1-25	RPI 26-50	W-L RECORDS	RPI 51-100	RPI 101-150	RPI 150+			
2- 13	0- 0	0- 0	OVERALL	0- 1	0- 1	2- 11			
2- 4	0- 0	0- 0	HOME	0- 0	0- 0	2- 4			
0- 8	0- 0	0- 0	AWAY	0- 1	0- 1	0- 6			
0- 1	0- 0	0- 0	NEUTRAL	0- 0	0- 0	0- 1			
0- 9	0- 0	0- 0	NON-CONFERENCE	0- 1	0- 1	0- 7			
0- 2	0- 0	0- 0	HOME	0- 0	0- 0	0- 2			
0- 6	0- 0	0- 0	AWAY	0- 1	0- 1	0- 4			
0- 1	0- 0	0- 0	NEUTRAL	0- 0	0- 0	0- 1			
2- 4	0- 0	0- 0	CONFERENCE	0- 0	0- 0	2- 4			
2- 2	0- 0	0- 0	HOME	0- 0	0- 0	2- 2			
0- 2	0- 0	0- 0	AWAY	0- 0	0- 0	0- 2			
0- 0	0- 0	0- 0	NEUTRAL	0- 0	0- 0	0- 0			

RPI 1-25				RPI 26-50				RPI 51-100				RPI 101+				Team's RPI: 350
RPI	S	Opponent	Score	RPI	S	Opponent	Score	RPI	S	Opponent	Score	RPI	S	Opponent	Score	
								62	A	TCU	31 88	147	A	UAB	53 80	
												160	A	Grambling	56 61	
												179	N	New Mexico St.	64 82	
												191	A	Southern Miss.	47 66	
												210	H	Prairie View	61 82	
												241	H	Southeastern La.	59 77	
												247	H	Texas Southern	53 52	
												266	A	UTEP	51 77	
												294	H	Mississippi Val.	73 63	
												306	H	Central Ark.	46 57	
												308	A	FIU	40 75	
												329	A	Northwestern St.	65 78	
												334	A	Jackson St.	66 88	
												343	H	Ark.-Pine Bluff	57 59	
<hr/>																
LAST 12 Division I GAMES:																
				179	N	New Mexico St.	64 82	247	H	Texas Southern	53 52					
				343	H	Ark.-Pine Bluff	57 59	62	A	TCU	31 88					
				294	H	Mississippi Val.	73 63	308	A	FIU	40 75					
				160	A	Grambling	56 61	191	A	Southern Miss.	47 66					
				334	A	Jackson St.	66 88	147	A	UAB	53 80					
				210	H	Prairie View	61 82	306	H	Central Ark.	46 57					

Non-Div I Games:

Lane

58

70

Fisk

67

64

Rust

59

78

Alcorn

Loss, Non-Conf, S Site, H Home A Away N Neutral

Average RPI Win:	223	WON-LOST	WINNING	LAST 10	STRENGTH OF	OPP. STRENGTH	TEAM	ADJ.	CONF.	ADJ CONF.
Average RPI Loss:	82	RECORD	PCT. RANK	GAMES	SCHEDULE	OF SCHEDULE	RPI	RPI	RPI	RPI
DIV. I ONLY	10- 8	141	6-4	96	159	105	105	19	19	
DIV. I NON-CONF.	4- 7	228	0- 0	62	123	162	162	22	22	

TOTALS	RPI 1-25	RPI 26-50	W-L RECORDS	RPI 51-100	RPI 101-150	RPI 150+				
10- 8	0- 1	0- 1	OVERALL	0- 4	2- 2	8- 0				
6- 1	0- 0	0- 1	HOME	0- 0	1- 0	5- 0				
4- 5	0- 0	0- 0	AWAY	0- 3	1- 2	3- 0				
0- 2	0- 1	0- 0	NEUTRAL	0- 1	0- 0	0- 0				
4- 7	0- 1	0- 1	NON-CONFERENCE	0- 3	1- 2	3- 0				
3- 1	0- 0	0- 1	HOME	0- 0	1- 0	2- 0				
1- 4	0- 0	0- 0	AWAY	0- 2	0- 2	1- 0				
0- 2	0- 1	0- 0	NEUTRAL	0- 1	0- 0	0- 0				
6- 1	0- 0	0- 0	CONFERENCE	0- 1	1- 0	5- 0				
3- 0	0- 0	0- 0	HOME	0- 0	0- 0	3- 0				
3- 1	0- 0	0- 0	AWAY	0- 1	1- 0	2- 0				
0- 0	0- 0	0- 0	NEUTRAL	0- 0	0- 0	0- 0				

RPI 1-25				RPI 26-50				RPI 51-100				RPI 101+				Team's RPI: 105
RPI	S	Opponent	Score	RPI	S	Opponent	Score	RPI	S	Opponent	Score	RPI	S	Opponent	Score	
5	N	Stanford	49 71	33	H	Ohio	67 77	56	A	Bucknell	56 71	129	A	Lehigh	61 53	
								85	A	Virginia	54 57	130	H	Tulsa	68 52	
								93	N	FGCU	71 90	139	A	High Point	61 66	
								98	A	Penn St.	59 80	149	A	Denver	54 83	
												178	A	Boston U.	64 51	
												196	H	George Mason	86 71	
												207	A	Navy	58 45	
												234	H	Colgate	76 57	
												257	A	Hawaii	69 57	
												285	H	Army West Point	61 51	
												296	H	Loyola Maryland	82 38	
												320	H	UMBC	64 42	
LAST 12 Division I GAMES:																
178	A	Boston U.	64 51	56	A	Bucknell	56 71	129	A	Lehigh	61 53	33	H	Ohio	67 77	
296	H	Loyola Maryland	82 38	139	A	High Point	61 66	93	N	FGCU	71 90	98	A	Penn St.	59 80	
285	H	Army West Point	61 51	98	A	Penn St.	59 80	85	A	Virginia	54 57	178	A	Boston U.	64 51	
207	A	Navy	58 45	85	A	Virginia	54 57	196	H	George Mason	86 71	207	A	Navy	58 45	
234	H	Colgate	76 57	320	H	UMBC	64 42	234	H	Colgate	76 57	257	A	Hawaii	69 57	

Non-Div I Games:

American

Loss,
Non-Conf, S Site,
H Home
A Away
N Neutral

Average RPI Win:	213	WON-LOST	WINNING	LAST 10	STRENGTH OF	OPP. STRENGTH	TEAM	ADJ.	CONF.	ADJ CONF.
Average RPI Loss:	104	RECORD	PCT. RANK	GAMES	SCHEDULE	OF SCHEDULE	RPI	RPI	RPI	RPI
DIV. I ONLY	10- 7	123	6-4	88	222	103	103	14	14	
DIV. I NON-CONF.	6- 5	143	0- 0	150	204	128	128	15	15	

TOTALS	RPI 1-25	RPI 26-50	W-L RECORDS	RPI 51-100	RPI 101-150	RPI 150+				
10- 7	0- 1	0- 2	OVERALL	0- 1	2- 2	8- 1				
8- 1	0- 0	0- 0	HOME	0- 1	1- 0	7- 0				
2- 6	0- 1	0- 2	AWAY	0- 0	1- 2	1- 1				
0- 0	0- 0	0- 0	NEUTRAL	0- 0	0- 0	0- 0				
6- 5	0- 1	0- 2	NON-CONFERENCE	0- 0	1- 1	5- 1				
5- 0	0- 0	0- 0	HOME	0- 0	0- 0	5- 0				
1- 5	0- 1	0- 2	AWAY	0- 0	1- 1	0- 1				
0- 0	0- 0	0- 0	NEUTRAL	0- 0	0- 0	0- 0				
4- 2	0- 0	0- 0	CONFERENCE	0- 1	1- 1	3- 0				
3- 1	0- 0	0- 0	HOME	0- 1	1- 0	2- 0				
1- 1	0- 0	0- 0	AWAY	0- 0	0- 1	1- 0				
0- 0	0- 0	0- 0	NEUTRAL	0- 0	0- 0	0- 0				

RPI 1-25				RPI 26-50				RPI 51-100				RPI 101+				Team's RPI: 103
RPI	S	Opponent	Score	RPI	S	Opponent	Score	RPI	S	Opponent	Score	RPI	S	Opponent	Score	
18	A	South Carolina	50 80	37	A	Georgia Tech	53 71	99	H	Troy	72 83	126	A	UT Arlington	94 99	
				40	A	Clemson	48 87					136	H	South Alabama	71 63	
												145	A	Davidson	81 78	
												147	A	UAB	61 80	
												154	A	Texas St.	62 49	
												170	H	Arkansas St.	75 67	
												193	H	Elon	65 62	
												215	H	Coastal Caro.	67 53	
												230	H	Marshall	74 52	
												259	A	ETSU	64 95	
												273	H	Wofford	94 70	
												291	H	Col. of Charleston	80 66	
												318	H	UNC Greensboro	68 65	

LAST 12 Division I GAMES:																
170	H	Arkansas St.	75 67	40	A	Clemson	48 87	273	H	Wofford	94 70					
215	H	Coastal Caro.	67 53					18	A	South Carolina	50 80					
154	A	Texas St.	62 49					291	H	Col. of Charleston	80 66					
126	A	UT Arlington	94 99					259	A	ETSU	64 95					
99	H	Troy	72 83					230	H	Marshall	74 52					
136	H	South Alabama	71 63													

Non-Div I Games:

Appalachian St.

Average RPI	Win:	183	WON-LOST	WINNING	LAST 10	STRENGTH OF	OPP. STRENGTH	TEAM	ADJ.	CONF.	ADJ CONF.
Average RPI	Loss:	40	RECORD	PCT. RANK	GAMES	SCHEDULE	OF SCHEDULE	RPI	RPI	RPI	RPI
DIV. I ONLY		14- 5		50	6-4	98	60	50	50	2	2
DIV. I NON-CONF.		10- 1		18	0- 0	335	162	141	141	2	2

TOTALS	RPI 1-25		RPI 26-50		W-L RECORDS	RPI 51-100		RPI 101-150		RPI 150+	
14- 5	1- 2		2- 2		OVERALL	0- 0		3- 1		8- 0	
9- 2	1- 1		2- 0		HOME	0- 0		1- 1		5- 0	
3- 3	0- 1		0- 2		AWAY	0- 0		1- 0		2- 0	
2- 0	0- 0		0- 0		NEUTRAL	0- 0		1- 0		1- 0	
10- 1	0- 0		0- 0		NON-CONFERENCE	0- 0		2- 1		8- 0	
6- 1	0- 0		0- 0		HOME	0- 0		1- 1		5- 0	
2- 0	0- 0		0- 0		AWAY	0- 0		0- 0		2- 0	
2- 0	0- 0		0- 0		NEUTRAL	0- 0		1- 0		1- 0	
4- 4	1- 2		2- 2		CONFERENCE	0- 0		1- 0		0- 0	
3- 1	1- 1		2- 0		HOME	0- 0		0- 0		0- 0	
1- 3	0- 1		0- 2		AWAY	0- 0		1- 0		0- 0	
0- 0	0- 0		0- 0		NEUTRAL	0- 0		0- 0		0- 0	

RPI	S	Opponent	Score	RPI	S	Opponent	Score	RPI	S	Opponent	Score	RPI	S	Opponent	Score
4	A	Oregon	60 93	32	H	Cal i forn i a	60 55					106	H	I daho St.	71 46
5	H	Stanford	48 78	39	A	Utah	64 80					112	H	Loyol a Marymount	64 66
15	H	Ari zona St.	51 39	41	A	Oregon St.	64 86					123	A	Col orado	69 67
				46	H	Southern Cal i forn i a	71 68					144	N	Portl and	92 70

Team's RPI: 50															
LAST 12 Di vi si on I GAMES:															
46	H	Southern Cal i forn i a	71 68	123	A	Col orado	69 67					253	H	Northern Ari z.	71 47
4	A	Oregon	60 93	15	H	Ari zona St.	51 39					266	H	UTEP	62 40
41	A	Oregon St.	64 86	268	A	Long Beach St.	70 43					305	H	Incarnate Word	84 42
5	H	Stanford	48 78	152	H	Montana	100 51					312	H	South Carolina St.	73 32
32	H	Cal i forn i a	60 55									337	N	Seattle U	84 54
39	A	Utah	64 80												

Non-Di v I Games:

Ari zona

Average RPI Win:	123	WON-LOST	WINNING	LAST 10	STRENGTH OF	OPP. STRENGTH	TEAM	ADJ.	CONF.	ADJ CONF.
Average RPI Loss:	18	RECORD	PCT. RANK	GAMES	SCHEDULE	OF SCHEDULE	RPI	RPI	RPI	RPI
DIV. I ONLY	13- 6	76	6-4	3	13	15	15	2	2	
DIV. I NON-CONF.	9- 2	43	1- 0	42	22	22	22	2	2	

TOTALS	RPI 1-25	RPI 26-50	W-L RECORDS	RPI 51-100	RPI 101-150	RPI 150+				
13- 6	0- 4	4- 2	OVERALL	1- 0	4- 0	4- 0				
6- 3	0- 2	1- 1	HOME	0- 0	3- 0	2- 0				
5- 2	0- 1	2- 1	AWAY	1- 0	1- 0	1- 0				
2- 1	0- 1	1- 0	NEUTRAL	0- 0	0- 0	1- 0				
9- 2	0- 2	1- 0	NON-CONFERENCE	1- 0	3- 0	4- 0				
5- 1	0- 1	0- 0	HOME	0- 0	3- 0	2- 0				
2- 0	0- 0	0- 0	AWAY	1- 0	0- 0	1- 0				
2- 1	0- 1	1- 0	NEUTRAL	0- 0	0- 0	1- 0				
4- 4	0- 2	3- 2	CONFERENCE	0- 0	1- 0	0- 0				
1- 2	0- 1	1- 1	HOME	0- 0	0- 0	0- 0				
3- 2	0- 1	2- 1	AWAY	0- 0	1- 0	0- 0				
0- 0	0- 0	0- 0	NEUTRAL	0- 0	0- 0	0- 0				

RPI	S	Opponent	Score	RPI	S	Opponent	Score	RPI	S	Opponent	Score	RPI	S	Opponent	Score
2	H	Baylor	59 65	32	H	Cal i forn i a	62 61	55	A	Arkansas	88 85	120	H	Fresno St.	68 52
3	N	Louisvi l l e	56 58	39	A	Utah	65 63					123	A	Col orado	76 70
4	A	Oregon	71 77	41	A	Oregon St.	79 76					130	H	Tul sa	70 52
5	H	Stanford	65 72	42	N	Kansas St.	65 51					143	H	Loui si ana Tech	80 44
				44	H	UCLA	59 61					166	N	Southern Ill.	82 38
				50	A	Ari zona	39 51					187	H	Southern U.	69 47

LAST 12 Di vi si on I GAMES:															
130	H	Tul sa	70 52	123	A	Col orado	76 70								
44	H	UCLA	59 61	39	A	Utah	65 63								
41	A	Oregon St.	79 76	50	A	Ari zona	39 51								
4	A	Oregon	71 77	120	H	Fresno St.	68 52								
32	H	Cal i forn i a	62 61	42	N	Kansas St.	65 51								
5	H	Stanford	65 72	214	A	Col orado St.	70 39								

Non-Di v I Games:

Ari zona St.

Average RPI Win: 350

Average RPI Loss: 204

WON-LOST
RECORDWINNING
PCT. RANKLAST 10
GAMESSTRENGTH OF
SCHEDULEOPP. STRENGTH
OF SCHEDULETEAM
RPIADJ.
RPICONF.
RPIADJ CONF.
RPI

DIV. I ONLY	1- 7	332	4-6	327	298	343	343	29	29
DIV. I NON-CONF.	0- 3	336	0- 0	23	216	272	272	26	26
TOTALS	RPI 1-25	RPI 26-50	W-L RECORDS	RPI 51-100	RPI 101-150	RPI 150+			
1- 7	0- 0	0- 1	OVERALL	0- 0	0- 1	1- 5			
0- 3	0- 0	0- 0	HOME	0- 0	0- 0	0- 3			
1- 4	0- 0	0- 1	AWAY	0- 0	0- 1	1- 2			
0- 0	0- 0	0- 0	NEUTRAL	0- 0	0- 0	0- 0			
0- 3	0- 0	0- 1	NON-CONFERENCE	0- 0	0- 1	0- 1			
0- 0	0- 0	0- 0	HOME	0- 0	0- 0	0- 0			
0- 3	0- 0	0- 1	AWAY	0- 0	0- 1	0- 1			
0- 0	0- 0	0- 0	NEUTRAL	0- 0	0- 0	0- 0			
1- 4	0- 0	0- 0	CONFERENCE	0- 0	0- 0	1- 4			
0- 3	0- 0	0- 0	HOME	0- 0	0- 0	0- 3			
1- 1	0- 0	0- 0	AWAY	0- 0	0- 0	1- 1			
0- 0	0- 0	0- 0	NEUTRAL	0- 0	0- 0	0- 0			

RPI 1-25				RPI 26-50				RPI 51-100				RPI 101+ Team's RPI: 343			
RPI	S	Opponent	Score	RPI	S	Opponent	Score	RPI	S	Opponent	Score	RPI	S	Opponent	Score
				41	A	Oregon St.	33 89					127	A	Minnesota	42 84
												187	A	Southern U.	41 73
												227	H	Alabama St.	56 58
												272	A	Wichita St.	39 76
												281	H	Alabama A&M	52 78
												294	H	Mississippi Val.	56 62
												350	A	Alcorn	59 57
LAST 12 Division I GAMES:															
				350	A	Alcorn	59 57	41	A	Oregon St.	33 89				
				187	A	Southern U.	41 73	272	A	Wichita St.	39 76				
				281	H	Alabama A&M	52 78								
				227	H	Alabama St.	56 58								
				294	H	Mississippi Val.	56 62								
				127	A	Minnesota	42 84								

Non-Div I Games:

LeMoyne-Owen

52 43

Paul Quinn

68 52

Philaider Smith

48 53

Tougaloo

68 60

Ark. -Pine Bluff

Average RPI		Win: 179	WON-LOST	WINNING	LAST 10	STRENGTH OF		OPP. STRENGTH	TEAM	ADJ.	CONF.	ADJ CONF.
Loss: 38			RECORD	PCT. RANK	GAMES	SCHEDULE		OF SCHEDULE	RPI	RPI	RPI	RPI
DIV. I ONLY			15- 5	44	8-2	130		40	55	55	6	6
DIV. I NON-CONF.			11- 3	56	0- 0	200		66	71	71	6	6

TOTALS		RPI 1-25		RPI 26-50		W-L RECORDS		RPI 51-100	RPI 101-150		RPI 150+	
15- 5		0- 3		0- 1		OVERALL		2- 0	4- 1		9- 0	
8- 2		0- 2		0- 0		HOME		1- 0	2- 0		5- 0	
5- 2		0- 1		0- 1		AWAY		1- 0	2- 0		2- 0	
2- 1		0- 0		0- 0		NEUTRAL		0- 0	0- 1		2- 0	
11- 3		0- 2		0- 0		NON-CONFERENCE		1- 0	3- 1		7- 0	
6- 1		0- 1		0- 0		HOME		1- 0	1- 0		4- 0	
3- 1		0- 1		0- 0		AWAY		0- 0	2- 0		1- 0	
2- 1		0- 0		0- 0		NEUTRAL		0- 0	0- 1		2- 0	
4- 2		0- 1		0- 1		CONFERENCE		1- 0	1- 0		2- 0	
2- 1		0- 1		0- 0		HOME		0- 0	1- 0		1- 0	
2- 1		0- 0		0- 1		AWAY		1- 0	0- 0		1- 0	
0- 0		0- 0		0- 0		NEUTRAL		0- 0	0- 0		0- 0	

RPI 1-25				RPI 26-50				RPI 51-100				Team's RPI: 55				RPI 101+			
RPI	S	Opponent	Score	RPI	S	Opponent	Score	RPI	S	Opponent	Score	RPI	S	Opponent	Score	RPI	S	Opponent	Score
9	H	Mississippi St.	69 93	38	A	Missouri	53 71	53	A	Tennessee	80 79	113	H	Tennessee Tech	65 42				
12	A	Iowa St.	82 91					84	H	Nebraska	84 80	116	N	Pittsburgh	54 61				
15	H	Arizona St.	85 88									119	H	Alabama	72 61				
												126	A	UT Arlington	66 65				
												130	A	Tulsa	61 59				
												164	H	Vanderbilt	83 62				
												169	H	Oral Roberts	74 61				
												172	A	Abilene Christian	80 68				
												177	N	Wisconsin	69 68				
												203	A	Ole Miss	85 55				
												210	H	Prairie View	71 44				
												307	N	Tennessee St.	79 55				
												329	H	Northwestern St.	98 53				
												334	H	Jackson St.	76 57				
LAST 12 Division I GAMES:																			
203	A	Ole Miss	85 55	119	H	Alabama	72 61												
9	H	Mississippi St.	69 93	53	A	Tennessee	80 79												
334	H	Jackson St.	76 57	164	H	Vanderbilt	83 62												
130	A	Tulsa	61 59	38	A	Missouri	53 71												
84	H	Nebraska	84 80	172	A	Abilene Christian	80 68												
210	H	Prairie View	71 44	113	H	Tennessee Tech	65 42												

Non-Div I Games:

Arkansas

Average RPI Win:	238	WON-LOST	WINNING	LAST 10	STRENGTH OF	OPP. STRENGTH	TEAM	ADJ.	CONF.	ADJ CONF.
Average RPI Loss:	96	RECORD	PCT. RANK	GAMES	SCHEDULE	OF SCHEDULE	RPI	RPI	RPI	RPI
DIV. I ONLY	8- 10	204	4-6	105	188	170	170	14	14	
DIV. I NON-CONF.	5- 6	177	0- 0	138	101	171	171	15	15	

TOTALS	RPI 1-25	RPI 26-50	W-L RECORDS	RPI 51-100	RPI 101-150	RPI 150+				
8- 10	0- 1	0- 1	OVERALL	0- 3	2- 4	6- 1				
6- 3	0- 0	0- 0	HOME	0- 0	1- 2	5- 1				
2- 7	0- 1	0- 1	AWAY	0- 3	1- 2	1- 0				
0- 0	0- 0	0- 0	NEUTRAL	0- 0	0- 0	0- 0				
5- 6	0- 1	0- 1	NON-CONFERENCE	0- 2	1- 2	4- 0				
4- 1	0- 0	0- 0	HOME	0- 0	1- 1	3- 0				
1- 5	0- 1	0- 1	AWAY	0- 2	0- 1	1- 0				
0- 0	0- 0	0- 0	NEUTRAL	0- 0	0- 0	0- 0				
3- 4	0- 0	0- 0	CONFERENCE	0- 1	1- 2	2- 1				
2- 2	0- 0	0- 0	HOME	0- 0	0- 1	2- 1				
1- 2	0- 0	0- 0	AWAY	0- 1	1- 1	0- 0				
0- 0	0- 0	0- 0	NEUTRAL	0- 0	0- 0	0- 0				

RPI 1-25				RPI 26-50				RPI 51-100				RPI 101+ Team's RPI: 170			
RPI	S	Opponent	Score	RPI	S	Opponent	Score	RPI	S	Opponent	Score	RPI	S	Opponent	Score
22	A	Texas A&M	56 97	38	A	Missouri	50 70	67	A	Oklahoma St.	60 62	103	A	Appalachian St.	67 75
								72	A	Belmont	55 74	126	H	UT Arlington	73 100
								99	A	Troy	79 87	130	H	Tulsa	73 60
												133	A	UT Martin	91 97
												136	A	South Alabama	77 64
												143	H	Louisiana Tech	70 80
												154	H	Texas St.	62 85
												222	H	Memphis	77 66
												258	H	Louisiana	87 75
												266	A	UTEP	67 66
												286	H	Murray St.	74 63
												294	H	Mississippi Val.	60 57
												314	H	La.-Monroe	64 54
LAST 12 Division I GAMES:															
136	A	South Alabama	77 64	103	A	Appalachian St.	67 75								
314	H	La.-Monroe	64 54	154	H	Texas St.	62 85								
258	H	Louisiana	87 75	126	H	UT Arlington	73 100								
38	A	Missouri	50 70	99	A	Troy	79 87								
72	A	Belmont	55 74	130	H	Tulsa	73 60								
294	H	Mississippi Val.	60 57	266	A	UTEP	67 66								

Non-Div I Games:

Arkansas St.

Average RPI Win: 178

Average RPI Loss: 24

WON-LOST
RECORDWINNING
PCT. RANKLAST 10
GAMESSTRENGTH OF
SCHEDULEOPP. STRENGTH
OF SCHEDULETEAM
RPIADJ.
RPICONF.
RPIADJ CONF.
RPIDIV. I ONLY
DIV. I NON-CONF.14- 4
11- 138
137-3
1- 0158
23723
5557
3457
346
66
6

TOTALS

RPI 1-25

RPI 26-50

W-L RECORDS

RPI 51-100

RPI 101-150

RPI 150+

14- 4

0- 3

2- 0

OVERALL

0- 1

2- 0

10- 0

6- 3

0- 2

0- 0

HOME

0- 1

1- 0

5- 0

6- 1

0- 1

1- 0

AWAY

0- 0

1- 0

4- 0

2- 0

0- 0

1- 0

NEUTRAL

0- 0

0- 0

1- 0

11- 1

0- 1

2- 0

NON-CONFERENCE

0- 0

1- 0

8- 0

6- 0

0- 0

0- 0

HOME

0- 0

1- 0

5- 0

3- 1

0- 1

1- 0

AWAY

0- 0

0- 0

2- 0

2- 0

0- 0

1- 0

NEUTRAL

0- 0

0- 0

1- 0

3- 3

0- 2

0- 0

CONFERENCE

0- 1

1- 0

2- 0

0- 3

0- 2

0- 0

HOME

0- 1

0- 0

0- 0

3- 0

0- 0

0- 0

AWAY

0- 0

1- 0

2- 0

0- 0

0- 0

0- 0

NEUTRAL

0- 0

0- 0

0- 0

RPI 1-25

RPI 26-50

RPI 51-100

Team's RPI: 57

RPI 101+

RPI	S	Opponent	Score
9	H	Mississippi St.	59 85
12	A	Iowa St.	64 67
22	H	Texas A&M	67 69

RPI	S	Opponent	Score
43	N	North Carolina	86 81
47	A	New Mexico	79 76

RPI	S	Opponent	Score
53	H	Tennessee	69 78

RPI	S	Opponent	Score
119	A	Alabama	66 56
142	H	Oklahoma	95 79
160	H	Grambling	97 48
164	A	Vanderbilt	72 70
193	A	Elon	96 44
201	H	Nicholls St.	80 59
211	A	Florida	64 56
215	N	Coastal Caro.	84 78
221	H	Samford	73 46
227	H	Alabama St.	83 50
258	H	Louisiana	71 59
288	A	Saint Joseph's	81 70

LAST 12 Division I GAMES:

9	H	Mississippi St.	59 85	47	A	New Mexico	79 76
119	A	Alabama	66 56	12	A	Iowa St.	64 67
211	A	Florida	64 56	22	H	Texas A&M	67 69
53	H	Tennessee	69 78	164	A	Vanderbilt	72 70
227	H	Alabama St.	83 50	43	N	North Carolina	86 81
193	A	Elon	96 44	215	N	Coastal Caro.	84 78

Non-Div I Games:

Xavier (LA)

77 58

Auburn

Average RPI Win:	274	WON-LOST	WINNING	LAST 10	STRENGTH OF	OPP. STRENGTH	TEAM	ADJ.	CONF.	ADJ CONF.
Average RPI Loss:	208	RECORD	PCT. RANK	GAMES	SCHEDULE	OF SCHEDULE	RPI	RPI	RPI	RPI
DIV. I ONLY	7- 9	210	5-5	350	240	304	304	22	22	
DIV. I NON-CONF.	3- 6	241	0- 0	348	250	345	345	20	20	

TOTALS	RPI 1-25	RPI 26-50	W-L RECORDS	RPI 51-100	RPI 101-150	RPI 150+				
7- 9	0- 0	0- 0	OVERALL	0- 0	1- 2	6- 7				
6- 1	0- 0	0- 0	HOME	0- 0	1- 0	5- 1				
1- 8	0- 0	0- 0	AWAY	0- 0	0- 2	1- 6				
0- 0	0- 0	0- 0	NEUTRAL	0- 0	0- 0	0- 0				
3- 6	0- 0	0- 0	NON-CONFERENCE	0- 0	0- 1	3- 5				
3- 1	0- 0	0- 0	HOME	0- 0	0- 0	3- 1				
0- 5	0- 0	0- 0	AWAY	0- 0	0- 1	0- 4				
0- 0	0- 0	0- 0	NEUTRAL	0- 0	0- 0	0- 0				
4- 3	0- 0	0- 0	CONFERENCE	0- 0	1- 1	3- 2				
3- 0	0- 0	0- 0	HOME	0- 0	1- 0	2- 0				
1- 3	0- 0	0- 0	AWAY	0- 0	0- 1	1- 2				
0- 0	0- 0	0- 0	NEUTRAL	0- 0	0- 0	0- 0				

RPI 1-25				RPI 26-50				RPI 51-100				RPI 101+				Team's RPI: 304
RPI	S	Opponent	Score	RPI	S	Opponent	Score	RPI	S	Opponent	Score	RPI	S	Opponent	Score	
												102	A	Cincinnati	48	69
												133	A	UT Martin	65	74
												141	H	Morehead St.	81	80
												164	A	Vanderbilt	70	99
												182	A	Illinois St.	49	61
												202	A	Southeast Mo. St.	54	64
												213	A	SIUE	68	69
												242	A	Western Ill.	72	77
												254	A	Eastern Ill.	73	60
												281	H	Alabama A&M	75	58
												287	H	Northern Ky.	52	48
												294	H	Mississippi Val.	89	95
												307	H	Tennessee St.	74	47
												324	H	Eastern Ky.	100	65
												325	H	Lipscomb	70	58
												341	A	Evansville	52	56

LAST 12 Division I GAMES:																
202	A	Southeast Mo. St.	54	64	307	H	Tennessee St.	74	47							
141	H	Morehead St.	81	80	254	A	Eastern Ill.	73	60							
324	H	Eastern Ky.	100	65	213	A	SIUE	68	69							
341	A	Evansville	52	56	133	A	UT Martin	65	74							
281	H	Alabama A&M	75	58	242	A	Western Ill.	72	77							
182	A	Illinois St.	49	61	325	H	Lipscomb	70	58							

Non-Div I Games: Christian Bros. 100 62 Trevecca Nazarene 90 78

Austin Peay

Average RPI Win:	147	WON-LOST	WINNING	LAST 10	STRENGTH OF	OPP. STRENGTH	TEAM	ADJ.	CONF.	ADJ CONF.
Average RPI Loss:	96	RECORD	PCT. RANK	GAMES	SCHEDULE	OF SCHEDULE	RPI	RPI	RPI	RPI
DIV. I ONLY	16- 3	20	10-0	76	88	20	20	7	7	
DIV. I NON-CONF.	8- 3	72	0- 0	125	103	61	61	7	7	

TOTALS	RPI 1-25	RPI 26-50	W-L RECORDS	RPI 51-100	RPI 101-150	RPI 150+				
16- 3	1- 0	1- 2	OVERALL	2- 0	3- 0	9- 1				
8- 1	1- 0	0- 1	HOME	0- 0	3- 0	4- 0				
6- 2	0- 0	1- 1	AWAY	1- 0	0- 0	4- 1				
2- 0	0- 0	0- 0	NEUTRAL	1- 0	0- 0	1- 0				
8- 3	0- 0	0- 2	NON-CONFERENCE	1- 0	1- 0	6- 1				
4- 1	0- 0	0- 1	HOME	0- 0	1- 0	3- 0				
2- 2	0- 0	0- 1	AWAY	0- 0	0- 0	2- 1				
2- 0	0- 0	0- 0	NEUTRAL	1- 0	0- 0	1- 0				
8- 0	1- 0	1- 0	CONFERENCE	1- 0	2- 0	3- 0				
4- 0	1- 0	0- 0	HOME	0- 0	2- 0	1- 0				
4- 0	0- 0	1- 0	AWAY	1- 0	0- 0	2- 0				
0- 0	0- 0	0- 0	NEUTRAL	0- 0	0- 0	0- 0				

RPI	S	Opponent	Score	RPI	S	Opponent	Score	RPI	S	Opponent	Score	RPI	S	Opponent	Score
14	H	Gonzaga	70 68	32	H	Cal i forn i a	52 70	62	N	TCU	61 58	109	H	Northern Colo.	70 50
				39	A	Utah	67 78	74	A	Paci fi c	77 74	112	H	Loyol a Marymount	55 44
				48	A	Saint Mary's (CA)	74 73					144	H	Portl and	79 71
												157	H	Pepperdi ne	83 58
												159	A	Utah St.	62 57
												162	A	Santa Clara	54 44
												173	H	Eastern Wash.	80 65
												185	H	UC Ri versi de	72 70
												214	H	Colorado St.	51 42
												218	A	Southern Utah	64 67
												235	A	San Francisco	67 59
												238	A	Utah Valley	77 51
												270	N	Cal i forn i a Bapti st	76 69
LAST 12 Division I GAMES:															
112	H	Loyol a Marymount	55 44	144	H	Portl and	79 71								
157	H	Pepperdi ne	83 58	14	H	Gonzaga	70 68								
235	A	San Franci sco	67 59	48	A	Saint Mary's (CA)	74 73								
162	A	Santa Clara	54 44	74	A	Paci fi c	77 74								
109	H	Northern Colo.	70 50	39	A	Utah	67 78								
214	H	Colorado St.	51 42	238	A	Utah Valley	77 51								

Non-Div I Games:

BYU

Average RPI Win:	187	WON-LOST	WINNING	LAST 10	STRENGTH OF	OPP. STRENGTH	TEAM	ADJ.	CONF.	ADJ CONF.
Average RPI Loss:	72	RECORD	PCT. RANK	GAMES	SCHEDULE	OF SCHEDULE	RPI	RPI	RPI	RPI
DIV. I ONLY	6- 11	249	5-5	55	53	175	175	8	8	
DIV. I NON-CONF.	4- 7	228	0- 1	134	18	207	207	8	8	

TOTALS	RPI 1-25	RPI 26-50	W-L RECORDS	RPI 51-100	RPI 101-150	RPI 150+				
6- 11	0- 0	0- 4	OVERALL	1- 5	2- 1	3- 1				
5- 3	0- 0	0- 2	HOME	1- 0	1- 0	3- 1				
1- 5	0- 0	0- 2	AWAY	0- 3	1- 0	0- 0				
0- 3	0- 0	0- 0	NEUTRAL	0- 2	0- 1	0- 0				
4- 7	0- 0	0- 2	NON-CONFERENCE	0- 3	2- 1	2- 1				
3- 2	0- 0	0- 1	HOME	0- 0	1- 0	2- 1				
1- 2	0- 0	0- 1	AWAY	0- 1	1- 0	0- 0				
0- 3	0- 0	0- 0	NEUTRAL	0- 2	0- 1	0- 0				
2- 4	0- 0	0- 2	CONFERENCE	1- 2	0- 0	1- 0				
2- 1	0- 0	0- 1	HOME	1- 0	0- 0	1- 0				
0- 3	0- 0	0- 1	AWAY	0- 2	0- 0	0- 0				
0- 0	0- 0	0- 0	NEUTRAL	0- 0	0- 0	0- 0				

RPI 1-25				RPI 26-50				RPI 51-100				RPI 101+				Team's RPI: 175	
RPI	S	Opponent	Score	RPI	S	Opponent	Score	RPI	S	Opponent	Score	RPI	S	Opponent	Score		
				26	H	Purdue	38 80	51	N	Duke	62 79	102	H	Cincinnati	75 63		
				33	H	Ohio	75 90	60	N	Quinnipiac	66 69	124	A	Western Ky.	86 83		
				34	A	Buffalo	65 77	75	A	Toledo	58 65	131	N	Fordham	70 78		
				35	A	Butler	47 64	86	H	Kent St.	48 44	164	H	Vanderbilt	43 60		
								87	A	Missouri St.	54 74	239	H	Bowling Green	77 70		
								92	A	Miami (OH)	57 60	261	H	Cleveland St.	67 62		
												307	H	Tennessee St.	90 51		
LAST 12 Division I GAMES:																	
				34	A	Buffalo	65 77	60	N	Quinnipiac	66 69						
				33	H	Ohio	75 90	51	N	Duke	62 79						
				239	H	Bowling Green	77 70	86	H	Kent St.	48 44						
				75	A	Toledo	58 65	92	A	Miami (OH)	57 60						
				307	H	Tennessee St.	90 51	164	H	Vanderbilt	43 60						
				124	A	Western Ky.	86 83	35	A	Butler	47 64						

Non-Div I Games: Urbana 99 62

Ball St.

Average RPI Win: 103
Average RPI Loss: 5

WON-LOST
RECORD

WINNING
PCT. RANK

LAST 10
GAMES

STRENGTH OF
SCHEDULE

OPP. STRENGTH
OF SCHEDULE

TEAM
RPI

ADJ.
RPI

CONF.
RPI

ADJ CONF.
RPI

DIV. I ONLY	16- 1	9	9-1	5	21	2	2	3	3
DIV. I NON-CONF.	10- 1	18	0- 0	15	30	3	3	3	3

TOTALS	RPI 1-25	RPI 26-50	W-L RECORDS	RPI 51-100	RPI 101-150	RPI 150+			
16- 1	4- 1	2- 0	OVERALL	4- 0	1- 0	5- 0			
9- 0	2- 0	1- 0	HOME	1- 0	1- 0	4- 0			
5- 1	2- 1	0- 0	AWAY	2- 0	0- 0	1- 0			
2- 0	0- 0	1- 0	NEUTRAL	1- 0	0- 0	0- 0			
10- 1	3- 1	1- 0	NON-CONFERENCE	1- 0	1- 0	4- 0			
6- 0	1- 0	0- 0	HOME	0- 0	1- 0	4- 0			
2- 1	2- 1	0- 0	AWAY	0- 0	0- 0	0- 0			
2- 0	0- 0	1- 0	NEUTRAL	1- 0	0- 0	0- 0			
6- 0	1- 0	1- 0	CONFERENCE	3- 0	0- 0	1- 0			
3- 0	1- 0	1- 0	HOME	1- 0	0- 0	0- 0			
3- 0	0- 0	0- 0	AWAY	2- 0	0- 0	1- 0			
0- 0	0- 0	0- 0	NEUTRAL	0- 0	0- 0	0- 0			

RPI	S	Opponent	Score
5	A	Stanford	63 68
7	H	UConn	68 57
12	H	Iowa St.	84 69
15	A	Arizona St.	65 59
18	A	South Carolina	94 69

RPI	S	Opponent	Score
31	N	South Dakota St.	72 66
42	H	Kansas St.	65 50

RPI	S	Opponent	Score
62	A	TCU	79 55
66	A	Kansas	94 68
95	N	Georgetown	67 46
97	H	West Virginia	79 47

RPI	S	Opponent	Score
141	H	Morehead St.	96 58
158	A	Texas Tech	73 56
187	H	Southern U.	94 49
201	H	Nicholls St.	100 39
255	H	UTRGV	98 37
262	H	Saint Francis (PA)	116 58

LAST 12 Division I GAMES:

42	H	Kansas St.	65 50
158	A	Texas Tech	73 56
7	H	UConn	68 57
255	H	UTRGV	98 37
5	A	Stanford	63 68
141	H	Morehead St.	96 58
12	H	Iowa St.	84 69
97	H	West Virginia	79 47
66	A	Kansas	94 68
62	A	TCU	79 55
18	A	South Carolina	94 69
95	N	Georgetown	67 46

Non-Div I Games:

Baylor

Average RPI Win:	205	WON-LOST	WINNING	LAST 10	STRENGTH OF	OPP. STRENGTH	TEAM	ADJ.	CONF.	ADJ CONF.
Average RPI Loss:	57	RECORD	PCT. RANK	GAMES	SCHEDULE	OF SCHEDULE	RPI	RPI	RPI	RPI
DIV. I ONLY	13- 5	57	8-2	156	104	72	72	22	22	
DIV. I NON-CONF.	7- 4	109	0- 0	76	32	41	41	20	20	

TOTALS	RPI 1-25	RPI 26-50	W-L RECORDS	RPI 51-100	RPI 101-150	RPI 150+				
13- 5	0- 1	0- 1	OVERALL	2- 2	3- 1	8- 0				
7- 2	0- 0	0- 0	HOME	0- 1	2- 1	5- 0				
6- 3	0- 1	0- 1	AWAY	2- 1	1- 0	3- 0				
0- 0	0- 0	0- 0	NEUTRAL	0- 0	0- 0	0- 0				
7- 4	0- 1	0- 1	NON-CONFERENCE	2- 2	2- 0	3- 0				
3- 1	0- 0	0- 0	HOME	0- 1	1- 0	2- 0				
4- 3	0- 1	0- 1	AWAY	2- 1	1- 0	1- 0				
0- 0	0- 0	0- 0	NEUTRAL	0- 0	0- 0	0- 0				
6- 1	0- 0	0- 0	CONFERENCE	0- 0	1- 1	5- 0				
4- 1	0- 0	0- 0	HOME	0- 0	1- 1	3- 0				
2- 0	0- 0	0- 0	AWAY	0- 0	0- 0	2- 0				
0- 0	0- 0	0- 0	NEUTRAL	0- 0	0- 0	0- 0				

RPI 1-25				RPI 26-50				RPI 51-100				Team's RPI: 72				RPI 101+			
RPI	S	Opponent	Score	RPI	S	Opponent	Score	RPI	S	Opponent	Score	RPI	S	Opponent	Score	RPI	S	Opponent	Score
6	A	NC State	62 77	40	A	Clemson	62 65	53	A	Tennessee	76 84	113	H	Tennessee Tech	72 77				
								73	A	Middle Tenn.	45 38	130	H	Tulsa	78 53				
								75	H	Toledo	69 78	132	A	Chattanooga	67 51				
								82	A	Wright St.	79 63	141	H	Morehead St.	77 50				
												170	H	Arkansas St.	74 55				
												204	A	Jacksonville St.	64 41				
												204	H	Jacksonville St.	66 52				
												286	A	Murray St.	65 58				
												287	A	Northern Ky.	71 53				
												307	H	Tennessee St.	80 46				
												324	H	Eastern Ky.	69 43				
												325	H	Lipscomb	83 43				

LAST 12 Division I GAMES:																			
141	H	Morehead St.	77 50	286	A	Murray St.	65 58												
113	H	Tennessee Tech	72 77	307	H	Tennessee St.	80 46												
204	H	Jacksonville St.	66 52	204	A	Jacksonville St.	64 41												
53	A	Tennessee	76 84	324	H	Eastern Ky.	69 43												
170	H	Arkansas St.	74 55	325	H	Lipscomb	83 43												
132	A	Chattanooga	67 51	40	A	Clemson	62 65												

Non-Div I Games:

Belmont

Average RPI	Win:	294	WON-LOST	WINNING	LAST 10	STRENGTH OF	OPP. STRENGTH	TEAM	ADJ.	CONF.	ADJ CONF.
Average RPI	Loss:	209	RECORD	PCT. RANK	GAMES	SCHEDULE	OF SCHEDULE	RPI	RPI	RPI	RPI
DIV. I ONLY		7- 8		196	5-5	341	311	275	275	32	32
DIV. I NON-CONF.		5- 5		162	0- 0	333	198	242	242	32	32

TOTALS	RPI 1-25		RPI 26-50		W-L RECORDS	RPI 51-100		RPI 101-150		RPI 150+	
7- 8	0- 0		0- 0		OVERALL	0- 0		0- 1		7- 7	
4- 1	0- 0		0- 0		HOME	0- 0		0- 0		4- 1	
2- 7	0- 0		0- 0		AWAY	0- 0		0- 1		2- 6	
1- 0	0- 0		0- 0		NEUTRAL	0- 0		0- 0		1- 0	
5- 5	0- 0		0- 0		NON-CONFERENCE	0- 0		0- 1		5- 4	
3- 0	0- 0		0- 0		HOME	0- 0		0- 0		3- 0	
1- 5	0- 0		0- 0		AWAY	0- 0		0- 1		1- 4	
1- 0	0- 0		0- 0		NEUTRAL	0- 0		0- 0		1- 0	
2- 3	0- 0		0- 0		CONFERENCE	0- 0		0- 0		2- 3	
1- 1	0- 0		0- 0		HOME	0- 0		0- 0		1- 1	
1- 2	0- 0		0- 0		AWAY	0- 0		0- 0		1- 2	
0- 0	0- 0		0- 0		NEUTRAL	0- 0		0- 0		0- 0	

RPI 1-25				RPI 26-50				RPI 51-100				RPI 101+ Team's RPI: 275			
RPI	S	Opponent	Score	RPI	S	Opponent	Score	RPI	S	Opponent	Score	RPI	S	Opponent	Score
												135	A	South Fla.	39 88
												163	A	Charlotte	69 73
												165	A	Georgia St.	57 62
												195	A	Jacksonville	58 56
												211	A	Florida	53 64
												223	A	Howard	40 61
												225	H	UMES	52 64
												264	A	Norfolk St.	50 57
												267	H	Liberty	81 76
												282	A	Ga. Southern	76 77
												289	N	Kennesaw St.	64 61
												299	H	North Florida	76 60
												308	H	FIU	68 57
												348	H	Delaware St.	67 55
												349	A	N.C. Central	67 50
LAST 12 Division I GAMES:															
												349	A	N.C. Central	67 50
												225	H	UMES	52 64
												163	A	Charlotte	69 73
												348	H	Delaware St.	67 55
												264	A	Norfolk St.	50 57
												223	A	Howard	40 61
												195	A	Jacksonville	58 56
												282	A	Ga. Southern	76 77
												211	A	Florida	53 64

Non-Div I Games: Flagler 74 59 Edward Waters 73 46

Bethune-Cookman

Average RPI Win:	293	WON-LOST	WINNING	LAST 10	STRENGTH OF	OPP. STRENGTH	TEAM	ADJ.	CONF.	ADJ CONF.
Average RPI Loss:	168	RECORD	PCT. RANK	GAMES	SCHEDULE	OF SCHEDULE	RPI	RPI	RPI	RPI
DIV. I ONLY	6- 11	249	3-7	159	316	232	232	23	23	
DIV. I NON-CONF.	3- 8	267	0- 0	49	299	221	221	23	23	

TOTALS	RPI 1-25	RPI 26-50	W-L RECORDS	RPI 51-100	RPI 101-150	RPI 150+				
6- 11	0- 2	0- 1	OVERALL	0- 0	0- 1	6- 7				
4- 4	0- 0	0- 0	HOME	0- 0	0- 1	4- 3				
2- 7	0- 2	0- 1	AWAY	0- 0	0- 0	2- 4				
0- 0	0- 0	0- 0	NEUTRAL	0- 0	0- 0	0- 0				
3- 8	0- 2	0- 1	NON-CONFERENCE	0- 0	0- 1	3- 4				
3- 2	0- 0	0- 0	HOME	0- 0	0- 1	3- 1				
0- 6	0- 2	0- 1	AWAY	0- 0	0- 0	0- 3				
0- 0	0- 0	0- 0	NEUTRAL	0- 0	0- 0	0- 0				
3- 3	0- 0	0- 0	CONFERENCE	0- 0	0- 0	3- 3				
1- 2	0- 0	0- 0	HOME	0- 0	0- 0	1- 2				
2- 1	0- 0	0- 0	AWAY	0- 0	0- 0	2- 1				
0- 0	0- 0	0- 0	NEUTRAL	0- 0	0- 0	0- 0				

RPI 1-25				RPI 26-50				RPI 51-100				RPI 101+ Team's RPI: 232			
RPI	S	Opponent	Score	RPI	S	Opponent	Score	RPI	S	Opponent	Score	RPI	S	Opponent	Score
1	A	Notre Dame	53 103	33	A	Ohio	49 86					129	H	Lehigh	55 65
11	A	Marquette	40 93									168	H	Stony Brook	56 65
												197	H	Cornell	72 61
												199	H	Rider	57 62
												228	A	Dartmouth	39 63
												233	A	Niagara	72 79
												256	A	Albany (NY)	56 61
												269	H	Vermont	57 58
												285	H	Army West Point	60 47
												298	A	UMass Lowell	70 50
												310	A	New Hampshire	71 62
												320	H	UMBC	67 45
												326	A	Lafayette	50 59
												347	H	Fairleigh Dickinson	73 54

LAST 12 Division I GAMES:															
310	A	New Hampshire	71 62	298	A	UMass Lowell	70 50								
256	A	Albany (NY)	56 61	269	H	Vermont	57 58								
228	A	Dartmouth	39 63	320	H	UMBC	67 45								
11	A	Marquette	40 93	168	H	Stony Brook	56 65								
1	A	Notre Dame	53 103	233	A	Niagara	72 79								
199	H	Rider	57 62	347	H	Fairleigh Dickinson	73 54								

Non-Div I Games: Charleston (WV) 69 62 Caldwell 73 54

Binghamton

Average RPI Win: 178

Average RPI Loss: 49

WON-LOST
RECORDWINNING
PCT. RANKLAST 10
GAMESSTRENGTH OF
SCHEDULEOPP. STRENGTH
OF SCHEDULETEAM
RPIADJ.
RPICONF.
RPIADJ CONF.
RPIDIV. I ONLY
DIV. I NON-CONF.13- 2
7- 216
5810-0
1- 0259
24034
561
7061
7013
1213
12

TOTALS

RPI 1-25

RPI 26-50

W-L RECORDS

RPI 51-100

RPI 101-150

RPI 150+

13- 2

0- 1

0- 0

OVERALL

2- 1

3- 0

8- 0

6- 1

0- 1

0- 0

HOME

1- 0

0- 0

5- 0

4- 1

0- 0

0- 0

AWAY

0- 1

2- 0

2- 0

3- 0

0- 0

0- 0

NEUTRAL

1- 0

1- 0

1- 0

7- 2

0- 1

0- 0

NON-CONFERENCE

1- 1

2- 0

4- 0

3- 1

0- 1

0- 0

HOME

0- 0

0- 0

3- 0

1- 1

0- 0

0- 0

AWAY

0- 1

1- 0

0- 0

3- 0

0- 0

0- 0

NEUTRAL

1- 0

1- 0

1- 0

6- 0

0- 0

0- 0

CONFERENCE

1- 0

1- 0

4- 0

3- 0

0- 0

0- 0

HOME

1- 0

0- 0

2- 0

3- 0

0- 0

0- 0

AWAY

0- 0

1- 0

2- 0

0- 0

0- 0

0- 0

NEUTRAL

0- 0

0- 0

0- 0

RPI 1-25

RPI 26-50

RPI 51-100

Team's RPI: 61

RPI 101+

RPI	S	Opponent	Score
3	H	Louisville	55 74

RPI	S	Opponent	Score
-----	---	----------	-------

RPI	S	Opponent	Score
77	H	Wyoming	72 64
79	N	UNI	61 60
94	A	Washington St.	71 95

RPI	S	Opponent	Score
115	A	Washington	73 69
120	A	Fresno St.	72 60
125	N	Idaho	91 85
161	H	CSUN	74 63
173	H	Eastern Wash.	67 55
206	A	San Diego St.	69 66
218	H	Southern Utah	88 53
219	H	Air Force	79 48
237	A	Nevada	75 74
262	N	Saint Francis (PA)	78 64
321	H	San Jose St.	99 68

LAST 12 Division I GAMES:

321	H	San Jose St.	99 68	115	A	Washington	73 69
206	A	San Diego St.	69 66	219	H	Air Force	79 48
77	H	Wyoming	72 64	120	A	Fresno St.	72 60
218	H	Southern Utah	88 53	237	A	Nevada	75 74
262	N	Saint Francis (PA)	78 64	94	A	Washington St.	71 95
173	H	Eastern Wash.	67 55	79	N	UNI	61 60

Non-Div I Games: Southern Ore. 91 46 Northwest Chrst. 93 26

Boi se St.

Loss,
 Non-Conf,
 S Site,
 H Home
A Away
 N Neutral

Average RPI Win:	210	WON-LOST	WINNING	LAST 10	STRENGTH OF	OPP. STRENGTH	TEAM	ADJ.	CONF.	ADJ CONF.
Average RPI Loss:	48	RECORD	PCT. RANK	GAMES	SCHEDULE	OF SCHEDULE	RPI	RPI	RPI	RPI
DIV. I ONLY	13- 6	76	5-5	72	102	76	76	1	1	
DIV. I NON-CONF.	11- 2	32	1- 0	212	275	95	95	1	1	

TOTALS	RPI 1-25	RPI 26-50	W-L RECORDS	RPI 51-100	RPI 101-150	RPI 150+				
13- 6	0- 3	0- 1	OVERALL	0- 1	3- 1	10- 0				
7- 5	0- 2	0- 1	HOME	0- 1	0- 1	7- 0				
4- 1	0- 1	0- 0	AWAY	0- 0	3- 0	1- 0				
2- 0	0- 0	0- 0	NEUTRAL	0- 0	0- 0	2- 0				
11- 2	0- 0	0- 0	NON-CONFERENCE	0- 1	1- 1	10- 0				
7- 2	0- 0	0- 0	HOME	0- 1	0- 1	7- 0				
2- 0	0- 0	0- 0	AWAY	0- 0	1- 0	1- 0				
2- 0	0- 0	0- 0	NEUTRAL	0- 0	0- 0	2- 0				
2- 4	0- 3	0- 1	CONFERENCE	0- 0	2- 0	0- 0				
0- 3	0- 2	0- 1	HOME	0- 0	0- 0	0- 0				
2- 1	0- 1	0- 0	AWAY	0- 0	2- 0	0- 0				
0- 0	0- 0	0- 0	NEUTRAL	0- 0	0- 0	0- 0				

RPI 1-25				RPI 26-50				RPI 51-100 Team's RPI: 76				RPI 101+			
RPI	S	Opponent	Score	RPI	S	Opponent	Score	RPI	S	Opponent	Score	RPI	S	Opponent	Score
1	A	Notre Dame	63 92	37	H	Georgi a Tech	76 81	90	H	Provi dence	57 61	116	A	Pi ttsburgh	59 55
6	H	NC State	69 85									117	A	Wake Forest	65 64
25	H	Florida St.	71 91									118	A	Houston	64 57
												127	H	Mi nnesota	69 77
												176	A	Rhode Isl and	88 64
												178	H	Boston U.	78 51
												199	N	Ri der	112 61
												217	H	Hol y Cross	89 63
												228	H	Dartmouth	99 68
												240	H	Campbel l	76 56
												263	H	Col umbi a	74 60
												279	H	Bryant	83 46
												296	N	Loyol a Maryl and	73 47
												297	H	Saint Peter's	89 57

LAST 12 Division I GAMES:															
117	A	Wake Forest	65 64	199	N	Ri der	112 61								
6	H	NC State	69 85	1	A	Notre Dame	63 92								
37	H	Georgi a Tech	76 81	25	H	Florida St.	71 91								
228	H	Dartmouth	99 68	116	A	Pi ttsburgh	59 55								
240	H	Campbel l	76 56	127	H	Mi nnesota	69 77								
178	H	Boston U.	78 51	279	H	Bryant	83 46								

Non-Div I Games:

Boston College

Average RPI Win: 218

Average RPI Loss: 143

WON-LOST
RECORDWINNING
PCT. RANKLAST 10
GAMESSTRENGTH OF
SCHEDULEOPP. STRENGTH
OF SCHEDULETEAM
RPIADJ.
RPICONF.
RPIADJ CONF.
RPIDIV. I ONLY
DIV. I NON-CONF.8- 9
4- 6190
2124-6
0- 0147
144210
192178
202178
20219
2219
22

TOTALS

RPI 1-25

RPI 26-50

W-L RECORDS

RPI 51-100

RPI 101-150

RPI 150+

8- 9
6- 2
2- 7
0- 00- 0
0- 0
0- 0
0- 00- 0
0- 0
0- 0
0- 0OVERALL
HOME
AWAY
NEUTRAL1- 3
0- 0
1- 3
0- 01- 2
1- 1
0- 1
0- 06- 4
5- 1
1- 3
0- 04- 6
4- 0
0- 6
0- 00- 0
0- 0
0- 0
0- 00- 0
0- 0
0- 0
0- 0NON-CONFERENCE
HOME
AWAY
NEUTRAL0- 3
0- 0
0- 3
0- 00- 1
0- 0
0- 1
0- 04- 2
4- 0
0- 2
0- 04- 3
2- 2
2- 1
0- 00- 0
0- 0
0- 0
0- 00- 0
0- 0
0- 0
0- 0CONFERENCE
HOME
AWAY
NEUTRAL1- 0
0- 0
1- 0
0- 01- 1
1- 1
0- 0
0- 02- 2
1- 1
1- 1
0- 0

RPI 1-25

RPI S Opponent Score

RPI 26-50

RPI S Opponent Score

RPI 51-100

RPI S Opponent Score

RPI 101+

Team's RPI: 178

RPI S Opponent Score

54 A Northeastern 51 81
56 A Bucknell 70 62
65 A Harvard 47 67
76 A Boston College 51 78105 H American 51 64
128 A Marist 57 68
129 H Lehigh 58 45
181 H Delaware 72 61
183 A Massachusetts 55 66
205 H Brown 72 51
217 A Holy Cross 69 75
228 A Dartmouth 44 64
234 H Colgate 72 81
279 H Bryant 67 65
285 H Army West Point 63 51
296 A Loyola Maryland 64 62
310 H New Hampshire 60 39

LAST 12 Division I GAMES:

296 A Loyola Maryland 64 62
56 A Bucknell 70 62
285 H Army West Point 63 51
65 A Harvard 47 67
76 A Boston College 51 78
183 A Massachusetts 55 66
105 H American 51 64
217 A Holy Cross 69 75
234 H Colgate 72 81
129 H Lehigh 58 45
228 A Dartmouth 44 64
181 H Delaware 72 61

Non-Div I Games:

Boston U.

Loss, Non-Conf, S Site, H Home A Away N Neutral

Average RPI Win:	273	WON-LOST	WINNING	LAST 10	STRENGTH OF	OPP. STRENGTH	TEAM	ADJ.	CONF.	ADJ CONF.
Average RPI Loss:	162	RECORD	PCT. RANK	GAMES	SCHEDULE	OF SCHEDULE	RPI	RPI	RPI	RPI
DIV. I ONLY	6- 10	240	4-6	192	300	239	239	8	8	
DIV. I NON-CONF.	6- 4	125	0- 0	242	336	163	163	8	8	

TOTALS	RPI 1-25	RPI 26-50	W-L RECORDS	RPI 51-100	RPI 101-150	RPI 150+				
6- 10	0- 0	0- 1	OVERALL	0- 1	0- 1	6- 7				
4- 3	0- 0	0- 0	HOME	0- 1	0- 1	4- 1				
2- 6	0- 0	0- 1	AWAY	0- 0	0- 0	2- 5				
0- 1	0- 0	0- 0	NEUTRAL	0- 0	0- 0	0- 1				
6- 4	0- 0	0- 1	NON-CONFERENCE	0- 0	0- 0	6- 3				
4- 0	0- 0	0- 0	HOME	0- 0	0- 0	4- 0				
2- 3	0- 0	0- 1	AWAY	0- 0	0- 0	2- 2				
0- 1	0- 0	0- 0	NEUTRAL	0- 0	0- 0	0- 1				
0- 6	0- 0	0- 0	CONFERENCE	0- 1	0- 1	0- 4				
0- 3	0- 0	0- 0	HOME	0- 1	0- 1	0- 1				
0- 3	0- 0	0- 0	AWAY	0- 0	0- 0	0- 3				
0- 0	0- 0	0- 0	NEUTRAL	0- 0	0- 0	0- 0				

RPI S Opponent	Score	RPI S Opponent	Score	RPI S Opponent	Score	RPI S Opponent	Score	Team's RPI: 239
		28 A Michigan St.	69 99	75 H Toledo	65 79	110 H Northern Ill.	52 66	
						174 N Mercer	63 76	
						175 A Ball St.	70 77	
						180 A Akron	71 74	
						184 A Xavier	49 65	
						188 A Eastern Mich.	74 81	
						215 A Coastal Caro.	80 81	
						226 H Loyola Chicago	88 74	
						230 H Marshall	99 76	
						243 H Robert Morris	61 60	
						290 H Western Mich.	82 84	
						295 A Canisius	74 53	
						309 A Valparaiso	79 72	
						333 H Detroit Mercy	79 73	
LAST 12 Division I GAMES:								
		175 A Ball St.	70 77	188 A Eastern Mich.	74 81			
		290 H Western Mich.	82 84	75 H Toledo	65 79			
		309 A Valparaiso	79 72	110 H Northern Ill.	52 66			
		333 H Detroit Mercy	79 73	180 A Akron	71 74			
		295 A Canisius	74 53	174 N Mercer	63 76			
		184 A Xavier	49 65	215 A Coastal Caro.	80 81			

Non-Div I Games: Davis & Elkins 63 28

Bowling Green

Average RPI	Win: 253	WON-LOST	WINNING	LAST 10	STRENGTH OF	OPP. STRENGTH	TEAM	ADJ.	CONF.	ADJ CONF.
Average RPI	Loss: 51	RECORD	PCT. RANK	GAMES	SCHEDULE	OF SCHEDULE	RPI	RPI	RPI	RPI
DIV. I ONLY	12- 4	44	6-4	322	105	167	167	12	12	
DIV. I NON-CONF.	9- 1	30	1- 0	345	138	137	137	14	14	

TOTALS	RPI 1-25	RPI 26-50	W-L RECORDS	RPI 51-100	RPI 101-150	RPI 150+				
12- 4	0- 1	0- 1	OVERALL	0- 2	0- 0	12- 0				
6- 3	0- 1	0- 0	HOME	0- 2	0- 0	6- 0				
5- 1	0- 0	0- 1	AWAY	0- 0	0- 0	5- 0				
1- 0	0- 0	0- 0	NEUTRAL	0- 0	0- 0	1- 0				
9- 1	0- 0	0- 1	NON-CONFERENCE	0- 0	0- 0	9- 0				
5- 0	0- 0	0- 0	HOME	0- 0	0- 0	5- 0				
3- 1	0- 0	0- 1	AWAY	0- 0	0- 0	3- 0				
1- 0	0- 0	0- 0	NEUTRAL	0- 0	0- 0	1- 0				
3- 3	0- 1	0- 0	CONFERENCE	0- 2	0- 0	3- 0				
1- 3	0- 1	0- 0	HOME	0- 2	0- 0	1- 0				
2- 0	0- 0	0- 0	AWAY	0- 0	0- 0	2- 0				
0- 0	0- 0	0- 0	NEUTRAL	0- 0	0- 0	0- 0				

RPI	S	Opponent	Score	RPI	S	Opponent	Score	RPI	S	Opponent	Score	RPI	S	Opponent	Score	Team's RPI: 167
13	H	Drake	63 92	26	A	Purdue	61 74	79	H	UNI	78 81	156	A	Indiana St.	61 45	
								87	H	Missouri St.	56 68	166	H	Southern Ill.	58 53	
												181	N	Delaware	59 47	
												202	H	Southeast Mo. St.	85 79	
												242	H	Western Ill.	82 68	
												254	H	Eastern Ill.	67 64	
												261	A	Cleveland St.	67 65	
												283	A	Fla. Atlantic	80 59	
												293	H	Oakland	73 64	
												317	A	Omaha	80 60	
												341	A	Evansville	75 68	
												344	H	Chicago St.	89 59	

LAST 12 Division I GAMES:																
341	A	Evansville	75 68	283	A	Fla. Atlantic	80 59	166	H	Southern Ill.	58 53	87	H	Missouri St.	56 68	
79	H	UNI	78 81	156	A	Indiana St.	61 45	317	A	Omaha	80 60	242	H	Western Ill.	82 68	
13	H	Drake	63 92	87	H	Missouri St.	56 68	261	A	Cleveland St.	67 65					
344	H	Chicago St.	89 59													
26	A	Purdue	61 74													
261	A	Cleveland St.	67 65													

Non-Div I Games: Rockhurst 83 40

Bradley

Average RPI Win:	264	WON-LOST	WINNING	LAST 10	STRENGTH OF	OPP. STRENGTH	TEAM	ADJ.	CONF.	ADJ CONF.
Average RPI Loss:	132	RECORD	PCT. RANK	GAMES	SCHEDULE	OF SCHEDULE	RPI	RPI	RPI	RPI
DIV. I ONLY	7- 8	196	5-5	256	196	205	205	11	11	
DIV. I NON-CONF.	6- 8	199	0- 1	276	213	240	240	10	10	

TOTALS	RPI 1-25	RPI 26-50	W-L RECORDS	RPI 51-100	RPI 101-150	RPI 150+				
7- 8	0- 1	0- 0	OVERALL	0- 2	1- 1	6- 4				
4- 2	0- 0	0- 0	HOME	0- 1	1- 0	3- 1				
2- 6	0- 1	0- 0	AWAY	0- 1	0- 1	2- 3				
1- 0	0- 0	0- 0	NEUTRAL	0- 0	0- 0	1- 0				
6- 8	0- 1	0- 0	NON-CONFERENCE	0- 2	0- 1	6- 4				
3- 2	0- 0	0- 0	HOME	0- 1	0- 0	3- 1				
2- 6	0- 1	0- 0	AWAY	0- 1	0- 1	2- 3				
1- 0	0- 0	0- 0	NEUTRAL	0- 0	0- 0	1- 0				
1- 0	0- 0	0- 0	CONFERENCE	0- 0	1- 0	0- 0				
1- 0	0- 0	0- 0	HOME	0- 0	1- 0	0- 0				
0- 0	0- 0	0- 0	AWAY	0- 0	0- 0	0- 0				
0- 0	0- 0	0- 0	NEUTRAL	0- 0	0- 0	0- 0				

RPI	S	Opponent	Score	RPI	S	Opponent	Score	RPI	S	Opponent	Score	RPI	S	Opponent	Score	Team's RPI: 205
16	A	Rutgers	52 73					56	H	Bucknell	78 91	104	H	Yale	86 71	
								59	A	Maine	96 102	110	A	Northern Ill.	102 109	
												176	A	Rhode Island	67 72	
												178	A	Boston U.	51 72	
												183	H	Massachusetts	61 90	
												217	A	Holy Cross	89 85	
												279	A	Bryant	57 75	
												279	N	Bryant	84 68	
												292	H	Central Conn. St.	68 63	
												301	H	Fairfield	68 49	
												310	H	New Hampshire	76 70	
												344	A	Chicago St.	90 65	
LAST 12 Division I GAMES:																
344	A	Chicago St.	90 65	176	A	Rhode Island	67 72									
59	A	Maine	96 102	104	H	Yale	86 71									
279	N	Bryant	84 68	16	A	Rutgers	52 73									
56	H	Bucknell	78 91	110	A	Northern Ill.	102 109									
183	H	Massachusetts	61 90	217	A	Holy Cross	89 85									
301	H	Fairfield	68 49	310	H	New Hampshire	76 70									

Non-Div I Games: Johnson & Wales (RI) 78 46 Adelphi 75 62

Brown

Average RPI Win:	270	WON-LOST	WINNING	LAST 10	STRENGTH OF	OPP. STRENGTH	TEAM	ADJ.	CONF.	ADJ CONF.
Average RPI Loss:	172	RECORD	PCT. RANK	GAMES	SCHEDULE	OF SCHEDULE	RPI	RPI	RPI	RPI
DIV. I ONLY	5- 12	268	3-7	228	303	279	279	31	31	
DIV. I NON-CONF.	2- 9	297	0- 1	157	217	275	275	31	31	

TOTALS	RPI 1-25	RPI 26-50	W-L RECORDS	RPI 51-100	RPI 101-150	RPI 150+				
5- 12	0- 0	0- 0	OVERALL	0- 5	0- 0	5- 7				
3- 4	0- 0	0- 0	HOME	0- 1	0- 0	3- 3				
2- 6	0- 0	0- 0	AWAY	0- 3	0- 0	2- 3				
0- 2	0- 0	0- 0	NEUTRAL	0- 1	0- 0	0- 1				
2- 9	0- 0	0- 0	NON-CONFERENCE	0- 5	0- 0	2- 4				
1- 2	0- 0	0- 0	HOME	0- 1	0- 0	1- 1				
1- 5	0- 0	0- 0	AWAY	0- 3	0- 0	1- 2				
0- 2	0- 0	0- 0	NEUTRAL	0- 1	0- 0	0- 1				
3- 3	0- 0	0- 0	CONFERENCE	0- 0	0- 0	3- 3				
2- 2	0- 0	0- 0	HOME	0- 0	0- 0	2- 2				
1- 1	0- 0	0- 0	AWAY	0- 0	0- 0	1- 1				
0- 0	0- 0	0- 0	NEUTRAL	0- 0	0- 0	0- 0				

RPI 1-25				RPI 26-50				RPI 51-100				RPI 101+ Team's RPI: 279			
RPI	S	Opponent	Score	RPI	S	Opponent	Score	RPI	S	Opponent	Score	RPI	S	Opponent	Score
								59	H	Maine	57 74	178	A	Boston U.	65 67
								76	A	Boston College	46 83	205	H	Brown	75 57
								90	N	Providence	64 72	205	N	Brown	68 84
								97	A	West Virginia	48 94	212	A	Sacred Heart	48 49
								100	A	Hartford	57 67	217	H	Holy Cross	62 81
												236	A	Mt. St. Mary's	73 68
												243	H	Robert Morris	57 60
												262	H	Saint Francis (PA)	66 63
												277	H	St. Francis Brooklyn	55 60
												298	A	UMass Lowell	58 57
												310	A	New Hampshire	74 79
												351	H	LIU Brooklyn	69 62
LAST 12 Division I GAMES:															
236	A	Mt. St. Mary's	73 68	90	N	Providence	64 72								
277	H	St. Francis Brooklyn	55 60	262	H	Saint Francis (PA)	66 63								
351	H	LIU Brooklyn	69 62	243	H	Robert Morris	57 60								
217	H	Holy Cross	62 81	212	A	Sacred Heart	48 49								
100	A	Hartford	57 67	205	N	Brown	68 84								
76	A	Boston College	46 83	310	A	New Hampshire	74 79								

Non-Div I Games:

Bryant

Average RPI Win:	218	WON-LOST	WINNING	LAST 10	STRENGTH OF	OPP. STRENGTH	TEAM	ADJ.	CONF.	ADJ CONF.
Average RPI Loss:	80	RECORD	PCT. RANK	GAMES	SCHEDULE	OF SCHEDULE	RPI	RPI	RPI	RPI
DIV. I ONLY	15- 4	33	8-2	175	174	56	56	19	19	
DIV. I NON-CONF.	9- 3	61	0- 0	130	127	40	40	22	22	

TOTALS	RPI 1-25	RPI 26-50	W-L RECORDS	RPI 51-100	RPI 101-150	RPI 150+				
15- 4	0- 2	0- 0	OVERALL	1- 0	3- 1	11- 1				
6- 1	0- 0	0- 0	HOME	1- 0	3- 0	2- 1				
7- 3	0- 2	0- 0	AWAY	0- 0	0- 1	7- 0				
2- 0	0- 0	0- 0	NEUTRAL	0- 0	0- 0	2- 0				
9- 3	0- 2	0- 0	NON-CONFERENCE	1- 0	1- 1	7- 0				
4- 0	0- 0	0- 0	HOME	1- 0	1- 0	2- 0				
3- 3	0- 2	0- 0	AWAY	0- 0	0- 1	3- 0				
2- 0	0- 0	0- 0	NEUTRAL	0- 0	0- 0	2- 0				
6- 1	0- 0	0- 0	CONFERENCE	0- 0	2- 0	4- 1				
2- 1	0- 0	0- 0	HOME	0- 0	2- 0	0- 1				
4- 0	0- 0	0- 0	AWAY	0- 0	0- 0	4- 0				
0- 0	0- 0	0- 0	NEUTRAL	0- 0	0- 0	0- 0				

RPI	S	Opponent	Score	RPI	S	Opponent	Score	RPI	S	Opponent	Score	RPI	S	Opponent	Score
8	A	Syracuse	56 70					60	H	Quinnipiac	75 58	105	H	American	71 56
12	A	Iowa St.	61 86									121	A	Drexel	42 64
												122	H	Youngstown St.	73 68
												129	H	Lehigh	71 53
												178	H	Boston U.	62 70
												183	N	Massachusetts	77 58
												199	H	Rider	80 59
												205	A	Brown	91 78
												234	A	Colgate	90 62
												245	A	Monmouth	70 32
												246	A	St. Bonaventure	77 46
												285	A	Army West Point	66 52
												296	A	Loyola Maryland	75 57
												301	N	Fairfield	77 54
												326	A	Lafayette	56 47
												332	H	Iona	81 43

Team's RPI: 56															
LAST 12 Division I GAMES:															
285	A	Army West Point	66 52	296	A	Loyola Maryland	75 57								
178	H	Boston U.	62 70	234	A	Colgate	90 62								
105	H	American	71 56	129	H	Lehigh	71 53								
12	A	Iowa St.	61 86	326	A	Lafayette	56 47								
122	H	Youngstown St.	73 68	332	H	Iona	81 43								
199	H	Rider	80 59	246	A	St. Bonaventure	77 46								

Non-Div I Games:

Bucknell I

Average RPI Win: 198

Average RPI Loss: 38

WON-LOST
RECORDWINNING
PCT. RANKLAST 10
GAMESSTRENGTH OF
SCHEDULEOPP. STRENGTH
OF SCHEDULETEAM
RPIADJ.
RPICONF.
RPIADJ CONF.
RPIDIV. I ONLY
DIV. I NON-CONF.13- 4
8- 341
727-3
0- 058
109164
9534
4434
448
88
8

TOTALS

RPI 1-25

RPI 26-50

W-L RECORDS

RPI 51-100

RPI 101-150

RPI 150+

13- 4

0- 2

1- 1

OVERALL

2- 0

0- 1

10- 0

4- 2

0- 1

0- 1

HOME

0- 0

0- 0

4- 0

7- 2

0- 1

0- 0

AWAY

1- 0

0- 1

6- 0

2- 0

0- 0

1- 0

NEUTRAL

1- 0

0- 0

0- 0

8- 3

0- 2

1- 0

NON-CONFERENCE

1- 0

0- 1

6- 0

2- 1

0- 1

0- 0

HOME

0- 0

0- 0

2- 0

4- 2

0- 1

0- 0

AWAY

0- 0

0- 1

4- 0

2- 0

0- 0

1- 0

NEUTRAL

1- 0

0- 0

0- 0

5- 1

0- 0

0- 1

CONFERENCE

1- 0

0- 0

4- 0

2- 1

0- 0

0- 1

HOME

0- 0

0- 0

2- 0

3- 0

0- 0

0- 0

AWAY

1- 0

0- 0

2- 0

0- 0

0- 0

0- 0

NEUTRAL

0- 0

0- 0

0- 0

RPI 1-25

RPI 26-50

Team's RPI: 34

RPI 51-100

RPI 101+

RPI	S	Opponent	Score
4	A	Oregon	82 102
5	H	Stanford	55 62

RPI	S	Opponent	Score
31	N	South Dakota St.	61 55
33	H	Ohio	71 74

RPI	S	Opponent	Score
92	A	Miami (OH)	66 59
95	N	Georgetown	73 64

RPI	S	Opponent	Score
108	A	Dayton	59 72
175	H	Ball St.	77 65
180	H	Akron	91 72
188	A	Eastern Mich.	91 84
225	A	UMES	69 63
228	A	Dartmouth	75 69
233	H	Niagara	88 61
246	H	St. Bonaventure	90 43
290	A	Western Mich.	61 59
292	A	Central Conn. St.	82 69
295	A	Canisius	84 66

LAST 12 Division I GAMES:

188	A	Eastern Mich.	91 84	180	H	Akron	91 72
33	H	Ohio	71 74	290	A	Western Mich.	61 59
246	H	St. Bonaventure	90 43	175	H	Ball St.	77 65
5	H	Stanford	55 62	92	A	Miami (OH)	66 59
228	A	Dartmouth	75 69	295	A	Canisius	84 66
108	A	Dayton	59 72	292	A	Central Conn. St.	82 69

Buffalo

Buffalo

Non-Div I Games:

Buffalo

Loss,
 Non-Conf, S Site,
 H Home
A Away
 N Neutral

Average RPI Win: **166**
 Average RPI Loss: **51**

WON-LOST
RECORD

WINNING
PCT. RANK

LAST 10
GAMES

STRENGTH OF
SCHEDULE

OPP. STRENGTH
OF SCHEDULE

TEAM
RPI

ADJ.
RPI

CONF.
RPI

ADJ CONF.
RPI

DIV. I ONLY	16- 3	20	8-2	124	78	35	35	5	5
DIV. I NON-CONF.	10- 1	18	0- 0	218	172	42	42	4	4
<hr/>									
TOTALS	RPI 1-25	RPI 26-50	W-L RECORDS	RPI 51-100	RPI 101-150	RPI 150+			
16- 3	0- 0	1- 2	OVERALL	3- 1	2- 0	10- 0			
9- 1	0- 0	0- 1	HOME	1- 0	1- 0	7- 0			
5- 2	0- 0	1- 1	AWAY	2- 1	0- 0	2- 0			
2- 0	0- 0	0- 0	NEUTRAL	0- 0	1- 0	1- 0			
10- 1	0- 0	0- 1	NON-CONFERENCE	0- 0	1- 0	9- 0			
7- 0	0- 0	0- 0	HOME	0- 0	0- 0	7- 0			
1- 1	0- 0	0- 1	AWAY	0- 0	0- 0	1- 0			
2- 0	0- 0	0- 0	NEUTRAL	0- 0	1- 0	1- 0			
6- 2	0- 0	1- 1	CONFERENCE	3- 1	1- 0	1- 0			
2- 1	0- 0	0- 1	HOME	1- 0	1- 0	0- 0			
4- 1	0- 0	1- 0	AWAY	2- 1	0- 0	1- 0			
0- 0	0- 0	0- 0	NEUTRAL	0- 0	0- 0	0- 0			

RPI 1-25				Team's RPI: 35				RPI 51-100				RPI 101+			
RPI	S	Opponent	Score	RPI	S	Opponent	Score	RPI	S	Opponent	Score	RPI	S	Opponent	Score
				27	A	Indiana	46 66	68	A	Creighton	75 43	107	H	St. John's (NY)	66 45
				36	H	DePaul	78 86	88	H	Seton Hall	62 59	111	N	Ohio St.	66 53
				45	A	Villanova	63 55	90	A	Providence	68 74	156	H	Indiana St.	72 49
								95	A	Georgetown	59 50	175	H	Ball St.	64 47
												180	A	Akron	63 47
												182	H	Illinois St.	58 56
												184	A	Xavier	63 41
												188	N	Eastern Mich.	73 63
												242	H	Western Ill.	92 51
												254	H	Eastern Ill.	72 37
												286	H	Murray St.	86 65
												298	H	UMass Lowell	89 36
LAST 12 Division I GAMES:															
				107	H	St. John's (NY)	66 45	36	H	DePaul	78 86				
				88	H	Seton Hall	62 59	68	A	Creighton	75 43				
				95	A	Georgetown	59 50	90	A	Providence	68 74				
				45	A	Villanova	63 55	184	A	Xavier	63 41				
				188	N	Eastern Mich.	73 63	156	H	Indiana St.	72 49				
				111	N	Ohio St.	66 53	180	A	Akron	63 47				

Butler

Butler

Non-Div I Games:

Butler

Average RPI Win:	252	WON-LOST	WINNING	LAST 10	STRENGTH OF	OPP. STRENGTH	TEAM	ADJ.	CONF.	ADJ CONF.
Average RPI Loss:	214	RECORD	PCT. RANK	GAMES	SCHEDULE	OF SCHEDULE	RPI	RPI	RPI	RPI

DIV. I ONLY	6- 12	254	4-6	321	287	284	284	30	30
DIV. I NON-CONF.	2- 9	297	0- 0	277	261	312	312	30	30

TOTALS	RPI 1-25	RPI 26-50	W-L RECORDS	RPI 51-100	RPI 101-150	RPI 150+			
6- 12	0- 0	0- 1	OVERALL	1- 0	0- 1	5- 10			
2- 3	0- 0	0- 0	HOME	1- 0	0- 0	1- 3			
4- 9	0- 0	0- 1	AWAY	0- 0	0- 1	4- 7			
0- 0	0- 0	0- 0	NEUTRAL	0- 0	0- 0	0- 0			
2- 9	0- 0	0- 1	NON-CONFERENCE	1- 0	0- 1	1- 7			
1- 1	0- 0	0- 0	HOME	1- 0	0- 0	0- 1			
1- 8	0- 0	0- 1	AWAY	0- 0	0- 1	1- 6			
0- 0	0- 0	0- 0	NEUTRAL	0- 0	0- 0	0- 0			
4- 3	0- 0	0- 0	CONFERENCE	0- 0	0- 0	4- 3			
1- 2	0- 0	0- 0	HOME	0- 0	0- 0	1- 2			
3- 1	0- 0	0- 0	AWAY	0- 0	0- 0	3- 1			
0- 0	0- 0	0- 0	NEUTRAL	0- 0	0- 0	0- 0			

RPI 1-25	RPI 26-50	RPI 51-100	RPI 101+	Team's RPI: 284
RPI S Opponent Score	RPI S Opponent Score	RPI S Opponent Score	RPI S Opponent Score	
	41 A Oregon St. 52 92	82 H Wright St. 76 74	150 A UC Irvine 78 85	
			179 H New Mexico St. 59 61	
			185 H UC Riverside 67 79	
			186 A North Texas 59 71	
			190 A UMKC 67 57	
			208 A SMU 43 49	
			209 A Cal St. Fullerton 56 64	
			238 A Utah Valley 70 78	
			255 H UTRGV 68 63	
			266 A UTEP 47 53	
			270 H California Baptist 45 68	
			302 A UC Santa Barbara 56 48	
			317 A Omaha 46 53	
			321 A San Jose St. 72 82	
			337 A Seattle U 70 60	
			344 A Chicago St. 67 56	
LAST 12 Division I GAMES:				
	255 H UTRGV 68 63	270 H California Baptist 45 68		
	238 A Utah Valley 70 78	344 A Chicago St. 67 56		
	337 A Seattle U 70 60	190 A UMKC 67 57		
	185 H UC Riverside 67 79	179 H New Mexico St. 59 61		
	41 A Oregon St. 52 92	208 A SMU 43 49		
	186 A North Texas 59 71	317 A Omaha 46 53		

Non-Div I Games: Whittier 74 46 Westcliff 91 37

Average RPI	Win:	235	WON-LOST	WINNING	LAST 10	STRENGTH OF	OPP. STRENGTH	TEAM	ADJ.	CONF.	ADJ CONF.
Average RPI	Loss:	69	RECORD	PCT. RANK	GAMES	SCHEDULE	OF SCHEDULE	RPI	RPI	RPI	RPI
DIV. I ONLY		9- 10		181	5-5	142	87	161	161	21	21
DIV. I NON-CONF.		6- 8		199	0- 1	124	36	157	157	21	21

TOTALS	RPI 1-25		RPI 26-50		W-L RECORDS	RPI 51-100		RPI 101-150		RPI 150+	
9- 10	0- 2		0- 2		OVERALL	1- 3		0- 3		8- 0	
6- 3	0- 0		0- 0		HOME	1- 2		0- 1		5- 0	
3- 7	0- 2		0- 2		AWAY	0- 1		0- 2		3- 0	
0- 0	0- 0		0- 0		NEUTRAL	0- 0		0- 0		0- 0	
6- 8	0- 2		0- 2		NON-CONFERENCE	1- 2		0- 2		5- 0	
4- 2	0- 0		0- 0		HOME	1- 1		0- 1		3- 0	
2- 6	0- 2		0- 2		AWAY	0- 1		0- 1		2- 0	
0- 0	0- 0		0- 0		NEUTRAL	0- 0		0- 0		0- 0	
3- 2	0- 0		0- 0		CONFERENCE	0- 1		0- 1		3- 0	
2- 1	0- 0		0- 0		HOME	0- 1		0- 0		2- 0	
1- 1	0- 0		0- 0		AWAY	0- 0		0- 1		1- 0	
0- 0	0- 0		0- 0		NEUTRAL	0- 0		0- 0		0- 0	

RPI 1-25				RPI 26-50				RPI 51-100				RPI 101+ Team's RPI: 161			
RPI	S	Opponent	Score	RPI	S	Opponent	Score	RPI	S	Opponent	Score	RPI	S	Opponent	Score
5	A	Stanford	43 69	32	A	Cal i forn i a	42 67	61	A	Bo i se St.	63 74	112	H	Loyol a Marymount	53 72
13	A	Drake	63 73	46	A	Southern Cal i forn i a	42 58	65	H	Harvard	55 75	125	A	Idaho	73 88
								83	H	UC Davi s	49 60	150	A	UC I rvi ne	61 65
								94	H	Washi ngton St.	65 52	162	A	Santa Clara	53 38
												185	H	UC Ri versi de	69 56
												206	H	San Diego St.	77 74
												257	A	Hawai i	49 29
												270	H	Cal i forn i a Bapti st	73 67
												302	H	UC Santa Barbara	73 65
												317	A	Omaha	64 52
												321	H	San Jose St.	76 40

LAST 12 Divi s i on I GAMES:															
150	A	UC I rvi ne	61 65	65	H	Harvard	55 75	83	H	UC Davi s	49 60	185	H	UC Ri versi de	69 56
302	H	UC Santa Barbara	73 65	257	A	Hawai i	49 29	112	H	Loyol a Marymount	53 72	32	A	Cal i forn i a	42 67
5	A	Stanford	43 69												
321	H	San Jose St.	76 40												
46	A	Southern Cal i forn i a	42 58												
206	H	San Diego St.	77 74												

Non-Di v I Games:

CSUN

■ Loss,
 ■ Non-Conf,
 ■ S Site,
 ■ Home
 ■ A Away
 N Neutral

Average RPI Win:

271

Average RPI Loss:

163

WON-LOST
RECORD

3- 12

2- 8

WINNING
PCT. RANK

307

293

LAST 10
GAMES

3-7

0- 0

STRENGTH OF
SCHEDULE

270

266

OPP. STRENGTH
OF SCHEDULE

163

58

TEAM
RPI

322

302

ADJ.
RPI

322

302

CONF.
RPI

21

21

ADJ CONF.
RPI

21

21

DIV. I ONLY
DIV. I NON-CONF.

TOTALS

RPI 1-25

RPI 26-50

W-L RECORDS

RPI 51-100

RPI 101-150

RPI 150+

3- 12

0- 0

0- 3

OVERALL

0- 0

0- 2

3- 7

2- 5

0- 0

0- 1

HOME

0- 0

0- 1

2- 3

1- 6

0- 0

0- 2

AWAY

0- 0

0- 1

1- 3

0- 1

0- 0

0- 0

NEUTRAL

0- 0

0- 0

0- 1

2- 8

0- 0

0- 3

NON-CONFERENCE

0- 0

0- 1

2- 4

1- 3

0- 0

0- 1

HOME

0- 0

0- 0

1- 2

1- 4

0- 0

0- 2

AWAY

0- 0

0- 1

1- 1

0- 1

0- 0

0- 0

NEUTRAL

0- 0

0- 0

0- 1

1- 4

0- 0

0- 0

CONFERENCE

0- 0

0- 1

1- 3

1- 2

0- 0

0- 0

HOME

0- 0

0- 1

1- 1

0- 2

0- 0

0- 0

AWAY

0- 0

0- 0

0- 2

0- 0

0- 0

0- 0

NEUTRAL

0- 0

0- 0

0- 0

RPI 1-25

RPI 26-50

RPI 51-100

RPI 101+



Team's RPI: 322



RPI S Opponent Score



RPI S Opponent Score


RPI S Opponent Score


RPI S Opponent Score


41  Oregon St. 54  79


44  UCLA 35  81


48  Saint Mary's (CA) 51  69

120  Fresno St. 58  76

150  UC Irvine 59  75



157  Pepperdine 63  70


171  Illinois 51  74

173  Eastern Wash. 59 55

209  Cal St. Fullerton 64  78


235 N San Francisco 62  65

251  Sacramento St. 85  88





257  Hawaii 54  71





268  Long Beach St. 58  61




302  UC Santa Barbara 75 67




337  Seattle U 60 50




LAST 12 Division I GAMES:




150  UC Irvine 59  75 257  Hawaii 54  71

44  UCLA 35  81 209  Cal St. Fullerton 64  78

337  Seattle U 60 50 268  Long Beach St. 58  61

48  Saint Mary's (CA) 51  69 302  UC Santa Barbara 75 67

173  Eastern Wash. 59 55 171  Illinois 51  74

157  Pepperdine 63  70 235 N San Francisco 62  65

Non-Div I Games:

Academy of Art

87 65

Cal Poly

Average RPI Win: 280

Average RPI Loss: 131

WON-LOST
RECORDWINNING
PCT. RANKLAST 10
GAMESSTRENGTH OF
SCHEDULEOPP. STRENGTH
OF SCHEDULETEAM
RPIADJ.
RPICONF.
RPIADJ CONF.
RPIDIV. I ONLY
DIV. I NON-CONF.10- 6
7- 5107
1328-2
0- 0329
318220
215209
228209
22821
2121
21

TOTALS

RPI 1-25

RPI 26-50

W-L RECORDS

RPI 51-100

RPI 101-150

RPI 150+

10- 6

0- 0

0- 0

OVERALL

0- 2

0- 2

10- 2

5- 3

0- 0

0- 0

HOME

0- 1

0- 0

5- 2

5- 3

0- 0

0- 0

AWAY

0- 1

0- 2

5- 0

0- 0

0- 0

0- 0

NEUTRAL

0- 0

0- 0

0- 0

7- 5

0- 0

0- 0

NON-CONFERENCE

0- 1

0- 2

7- 2

3- 3

0- 0

0- 0

HOME

0- 1

0- 0

3- 2

4- 2

0- 0

0- 0

AWAY

0- 0

0- 2

4- 0

0- 0

0- 0

0- 0

NEUTRAL

0- 0

0- 0

0- 0

3- 1

0- 0

0- 0

CONFERENCE

0- 1

0- 0

3- 0

2- 0

0- 0

0- 0

HOME

0- 0

0- 0

2- 0

1- 1

0- 0

0- 0

AWAY

0- 1

0- 0

1- 0

0- 0

0- 0

0- 0

NEUTRAL

0- 0

0- 0

0- 0

RPI 1-25

RPI 26-50

RPI 51-100

RPI 101+

Team's RPI: 209

RPI S Opponent Score

RPI S Opponent Score

RPI S Opponent Score

RPI S Opponent Score

74 H Pacific 64 72
83 A UC Davis 51 75115 A Washington 74 83
144 A Portland 74 83
162 H Santa Clara 60 64
206 H San Diego St. 72 83
228 H Dartmouth 67 62
238 H Utah Valley 56 55
257 H Hawaii 72 68
263 A Columbia 61 58
270 A California Baptist 79 65
284 H CSU Bakersfield 64 56
297 A Saint Peter's 69 45
302 A UC Santa Barbara 59 52
322 H Cal Poly 78 64
337 A Seattle U 57 54

LAST 12 Division I GAMES:

238 H Utah Valley 56 55
74 H Pacific 64 72
297 A Saint Peter's 69 45
263 A Columbia 61 58
284 H CSU Bakersfield 64 56
228 H Dartmouth 67 62
302 A UC Santa Barbara 59 52
322 H Cal Poly 78 64
83 A UC Davis 51 75
257 H Hawaii 72 68
144 A Portland 74 83
162 H Santa Clara 60 64

Cal St. Fullerton

Cal St. Fullerton

Non-Div I Games: Antelope Valley 77 65

Cal St. Fullerton

Loss, Non-Conf, S Site, H Home A Away N Neutral

Average RPI	Win:	118	WON-LOST	WINNING	LAST 10	STRENGTH OF	OPP. STRENGTH	TEAM	ADJ.	CONF.	ADJ CONF.
Average RPI	Loss:	37	RECORD	PCT. RANK	GAMES	SCHEDULE	OF SCHEDULE	RPI	RPI	RPI	RPI
DIV. I ONLY		12- 6		83	4-6	29	12	32	32	2	2
DIV. I NON-CONF.		9- 2		43	0- 0	26	52	17	17	2	2

TOTALS	RPI 1-25		RPI 26-50		W-L RECORDS	RPI 51-100		RPI 101-150		RPI 150+	
12- 6	1- 2		2- 3		OVERALL	4- 1		2- 0		3- 0	
6- 3	0- 1		1- 1		HOME	1- 1		2- 0		2- 0	
4- 3	1- 1		1- 2		AWAY	1- 0		0- 0		1- 0	
2- 0	0- 0		0- 0		NEUTRAL	2- 0		0- 0		0- 0	
9- 2	1- 1		1- 0		NON-CONFERENCE	3- 1		1- 0		3- 0	
3- 2	0- 1		0- 0		HOME	0- 1		1- 0		2- 0	
4- 0	1- 0		1- 0		AWAY	1- 0		0- 0		1- 0	
2- 0	0- 0		0- 0		NEUTRAL	2- 0		0- 0		0- 0	
3- 4	0- 1		1- 3		CONFERENCE	1- 0		1- 0		0- 0	
3- 1	0- 0		1- 1		HOME	1- 0		1- 0		0- 0	
0- 3	0- 1		0- 2		AWAY	0- 0		0- 0		0- 0	
0- 0	0- 0		0- 0		NEUTRAL	0- 0		0- 0		0- 0	

RPI 1-25				RPI 26-50				Team's RPI: 32				RPI 51-100				RPI 101+			
RPI	S	Opponent	Score	RPI	S	Opponent	Score	RPI	S	Opponent	Score	RPI	S	Opponent	Score	RPI	S	Opponent	Score
7	H	UConn	66 76	39	A	Utah	74 87	65	H	Harvard	79 85	115	H	Washington	79 70				
15	A	Arizona St.	61 62	44	H	UCLA	79 84	74	N	Pacific	81 69	118	H	Houston	80 79				
20	A	BYU	70 52	46	H	Southern California	66 59	91	N	Tulane	65 57	161	H	CSUN	67 42				
				48	A	Saint Mary's (CA)	81 78	94	H	Washington St.	77 63	249	A	San Diego	70 53				
				50	A	Arizona	55 60	98	A	Penn St.	75 58	302	H	UC Santa Barbara	69 45				

LAST 12 Division I GAMES:																			
				50	A	Arizona	55 60	39	A	Utah	74 87								
				46	H	Southern California	66 59	115	H	Washington	79 70								
				44	H	UCLA	79 84	94	H	Washington St.	77 63								
				65	H	Harvard	79 85	15	A	Arizona St.	61 62								
				7	H	UConn	66 76	48	A	Saint Mary's (CA)	81 78								
				302	H	UC Santa Barbara	69 45	161	H	CSUN	67 42								

Non-Di v I Games:

Cal i forni a

Average RPI Win: 277		WON-LOST RECORD	WINNING PCT. RANK	LAST 10 GAMES	STRENGTH OF SCHEDULE	OPP. STRENGTH OF SCHEDULE	TEAM RPI	ADJ. RPI	CONF. RPI	ADJ CONF. RPI
Average RPI Loss: 175										
DIV. I ONLY		5- 9	247	7-3	282	269	270	270	30	30
DIV. I NON-CONF.		3- 6	241	0- 0	251	223	257	257	30	30
TOTALS		RPI 1-25	RPI 26-50	W-L RECORDS	RPI 51-100	RPI 101-150	RPI 150+			
5- 9	0- 1		0- 0	OVERALL	0- 0	0- 1	5- 7			
2- 3	0- 0		0- 0	HOME	0- 0	0- 1	2- 2			
3- 5	0- 0		0- 0	AWAY	0- 0	0- 0	3- 5			
0- 1	0- 1		0- 0	NEUTRAL	0- 0	0- 0	0- 0			
3- 6	0- 1		0- 0	NON-CONFERENCE	0- 0	0- 1	3- 4			
1- 2	0- 0		0- 0	HOME	0- 0	0- 1	1- 1			
2- 3	0- 0		0- 0	AWAY	0- 0	0- 0	2- 3			
0- 1	0- 1		0- 0	NEUTRAL	0- 0	0- 0	0- 0			
2- 3	0- 0		0- 0	CONFERENCE	0- 0	0- 0	2- 3			
1- 1	0- 0		0- 0	HOME	0- 0	0- 0	1- 1			
1- 2	0- 0		0- 0	AWAY	0- 0	0- 0	1- 2			
0- 0	0- 0		0- 0	NEUTRAL	0- 0	0- 0	0- 0			

RPI 1-25				RPI 26-50				RPI 51-100				RPI 101+				Team's RPI: 270	
RPI	S	Opponent	Score	RPI	S	Opponent	Score	RPI	S	Opponent	Score	RPI	S	Opponent	Score		
20	N	BYU	69 76									106	H	Idaho St.	57 72		
												161	A	CSUN	67 73		
												179	A	New Mexico St.	69 76		
												185	H	UC Riverside	65 57		
												190	H	UMKC	74 78		
												206	A	San Diego St.	67 83		
												209	H	Cal St. Fullerton	65 79		
												253	A	Northern Ariz.	88 91		
												255	A	UTRGV	56 60		
												268	A	Long Beach St.	85 83		
												284	A	CSU Bakersfield	68 45		
												302	A	UC Santa Barbara	76 64		
												344	H	Chicago St.	89 52		
LAST 12 Division I GAMES:																	
179	A	New Mexico St.	69 76	284	A	CSU Bakersfield	68 45										
302	A	UC Santa Barbara	76 64	344	H	Chicago St.	89 52										
185	H	UC Riverside	65 57	190	H	UMKC	74 78										
161	A	CSUN	67 73	255	A	UTRGV	56 60										
20	N	BYU	69 76	253	A	Northern Ariz.	88 91										
206	A	San Diego St.	67 83	209	H	Cal St. Fullerton	65 79										

Non-Di v I Games:	La Sierra	91	44	Notre Dame de Namur	80	47	Fresno Paci fi c	93	71	Westcl i ff	133	43	Cal i forni a Bapti st
-------------------	-----------	----	----	---------------------	----	----	------------------	----	----	-------------	-----	----	------------------------

Average RPI Win:	298	WON-LOST	WINNING	LAST 10	STRENGTH OF	OPP. STRENGTH	TEAM	ADJ.	CONF.	ADJ CONF.
Average RPI Loss:	174	RECORD	PCT. RANK	GAMES	SCHEDULE	OF SCHEDULE	RPI	RPI	RPI	RPI
DIV. I ONLY	9- 7	136	4-6	319	328	240	240	28	28	
DIV. I NON-CONF.	6- 3	91	1- 0	311	306	204	204	29	29	
<hr/>										
TOTALS	RPI 1-25	RPI 26-50	W-L RECORDS	RPI 51-100	RPI 101-150	RPI 150+				
9- 7	0- 0	0- 0	OVERALL	0- 2	0- 1	9- 4				
4- 4	0- 0	0- 0	HOME	0- 1	0- 0	4- 3				
4- 3	0- 0	0- 0	AWAY	0- 1	0- 1	4- 1				
1- 0	0- 0	0- 0	NEUTRAL	0- 0	0- 0	1- 0				
6- 3	0- 0	0- 0	NON-CONFERENCE	0- 2	0- 0	6- 1				
2- 2	0- 0	0- 0	HOME	0- 1	0- 0	2- 1				
3- 1	0- 0	0- 0	AWAY	0- 1	0- 0	3- 0				
1- 0	0- 0	0- 0	NEUTRAL	0- 0	0- 0	1- 0				
3- 4	0- 0	0- 0	CONFERENCE	0- 0	0- 1	3- 3				
2- 2	0- 0	0- 0	HOME	0- 0	0- 0	2- 2				
1- 2	0- 0	0- 0	AWAY	0- 0	0- 1	1- 1				
0- 0	0- 0	0- 0	NEUTRAL	0- 0	0- 0	0- 0				

RPI 1-25				RPI 26-50				RPI 51-100				RPI 101+				Team's RPI: 240
RPI	S	Opponent	Score	RPI	S	Opponent	Score	RPI	S	Opponent	Score	RPI	S	Opponent	Score	
								58	H	Old Domini on	59 83	139	A	High Point	60 65	
								76	A	Boston Col lege	56 76	194	H	Hampton	52 46	
												200	A	UNC Asheville	52 60	
												223	H	Howard	64 69	
												244	H	Gardner-Webb	38 52	
												264	A	Norfolk St.	57 49	
												278	H	Winthrop	46 59	
												291	H	Col. of Charleston	66 65	
												308	A	FIU	59 54	
												317	N	Omaha	65 52	
												318	H	UNC Greensboro	53 49	
												327	H	Presbyterian	51 46	
												328	A	Western Caro.	63 37	
												336	A	Charleston So.	60 58	
<hr/>																
LAST 12 Division I GAMES:																
200	A	UNC Asheville	52 60	308	A	FIU	59 54									
336	A	Charleston So.	60 58	139	A	High Point	60 65									
244	H	Gardner-Webb	38 52	194	H	Hampton	52 46									
327	H	Presbyterian	51 46	278	H	Winthrop	46 59									
76	A	Boston College	56 76	318	H	UNC Greensboro	53 49									
223	H	Howard	64 69	317	N	Omaha	65 52									

Non-Div I Games: William Peace 65 36 Columbia (SC) 93 46

Campbell

Loss, Non-Conf, S Site, H Home A Away N Neutral

Average RPI Win:	299	WON-LOST	WINNING	LAST 10	STRENGTH OF	OPP. STRENGTH	TEAM	ADJ.	CONF.	ADJ CONF.
Average RPI Loss:	177	RECORD	PCT. RANK	GAMES	SCHEDULE	OF SCHEDULE	RPI	RPI	RPI	RPI
DIV. I ONLY	6- 12	254	5-5	301	250	295	295	27	27	
DIV. I NON-CONF.	2- 9	297	0- 0	261	246	324	324	28	28	

TOTALS	RPI 1-25	RPI 26-50	W-L RECORDS	RPI 51-100	RPI 101-150	RPI 150+				
6- 12	0- 0	0- 1	OVERALL	0- 2	0- 2	6- 7				
3- 7	0- 0	0- 1	HOME	0- 2	0- 2	3- 2				
3- 5	0- 0	0- 0	AWAY	0- 0	0- 0	3- 5				
0- 0	0- 0	0- 0	NEUTRAL	0- 0	0- 0	0- 0				
2- 9	0- 0	0- 1	NON-CONFERENCE	0- 1	0- 1	2- 6				
1- 5	0- 0	0- 1	HOME	0- 1	0- 1	1- 2				
1- 4	0- 0	0- 0	AWAY	0- 0	0- 0	1- 4				
0- 0	0- 0	0- 0	NEUTRAL	0- 0	0- 0	0- 0				
4- 3	0- 0	0- 0	CONFERENCE	0- 1	0- 1	4- 1				
2- 2	0- 0	0- 0	HOME	0- 1	0- 1	2- 0				
2- 1	0- 0	0- 0	AWAY	0- 0	0- 0	2- 1				
0- 0	0- 0	0- 0	NEUTRAL	0- 0	0- 0	0- 0				

RPI	S	Opponent	Score	RPI	S	Opponent	Score	RPI	S	Opponent	Score	RPI	S	Opponent	Score
34	H	Buffalo	66 84	60	H	Quinnipiac	42 55	122	H	Youngstown St.	36 62	128	H	Marist	66 71
				92	H	Miami (OH)	59 62	180	A	Akron	53 62	234	A	Colgate	53 67
								239	H	Bowling Green	53 74	245	A	Monmouth	61 67
								246	A	St. Bonaventure	94 100	255	H	UTRGV	53 57
								256	A	Albany (NY)	48 42	269	H	Vermont	67 46
								293	A	Oakland	60 71	297	A	Saint Peter's	75 62
								301	H	Fairfield	53 50	332	A	Iona	48 40
								340	H	Manhattan	47 44				
LAST 12 Division I GAMES:															
332	A	Iona	48 40	245	A	Monmouth	61 67								
128	H	Marist	66 71	60	H	Quinnipiac	42 55								
340	H	Manhattan	47 44	301	H	Fairfield	53 50								
269	H	Vermont	67 46	297	A	Saint Peter's	75 62								
180	A	Akron	53 62	34	H	Buffalo	66 84								
239	H	Bowling Green	53 74	122	H	Youngstown St.	36 62								

Non-Div I Games:

Canisius

Average RPI Win: 323

Average RPI Loss: 169

WON-LOST
RECORDWINNING
PCT. RANKLAST 10
GAMESSTRENGTH OF
SCHEDULEOPP. STRENGTH
OF SCHEDULETEAM
RPIADJ.
RPICONF.
RPIADJ CONF.
RPIDIV. I ONLY
DIV. I NON-CONF.3- 10
1- 5300
3113-7
0- 0291
243273
207306
284306
28426
2426
24

TOTALS

RPI 1-25

RPI 26-50

W-L RECORDS

RPI 51-100

RPI 101-150

RPI 150+

3- 10

0- 1

0- 1

OVERALL

0- 1

0- 2

3- 5

1- 3

0- 0

0- 0

HOME

0- 0

0- 1

1- 2

2- 7

0- 1

0- 1

AWAY

0- 1

0- 1

2- 3

0- 0

0- 0

0- 0

NEUTRAL

0- 0

0- 0

0- 0

1- 5

0- 1

0- 1

NON-CONFERENCE

0- 0

0- 2

1- 1

0- 1

0- 0

0- 0

HOME

0- 0

0- 1

0- 0

1- 4

0- 1

0- 1

AWAY

0- 0

0- 1

1- 1

0- 0

0- 0

0- 0

NEUTRAL

0- 0

0- 0

0- 0

2- 5

0- 0

0- 0

CONFERENCE

0- 1

0- 0

2- 4

1- 2

0- 0

0- 0

HOME

0- 0

0- 0

1- 2

1- 3

0- 0

0- 0

AWAY

0- 1

0- 0

1- 2

0- 0

0- 0

0- 0

NEUTRAL

0- 0

0- 0

0- 0

RPI 1-25

RPI 26-50

RPI 51-100

RPI 101+

Team's RPI: 306

RPI	S	Opponent	Score
22	A	Texas A&M	27 84

RPI	S	Opponent	Score
42	A	Kansas St.	54 70

RPI	S	Opponent	Score
70	A	Lamar University	37 57

RPI	S	Opponent	Score
136	H	South Alabama	50 58
142	A	Oklahoma	52 65
201	H	Nicholls St.	60 64
229	A	Sam Houston St.	62 66
241	A	Southeastern La.	53 62
274	H	A&M-Corpus Christi	65 73
305	H	Incarnate Word	74 43
313	A	New Orleans	62 60
334	A	Jackson St.	56 65
350	A	Alcorn	57 46

LAST 12 Division I GAMES:

229	A	Sam Houston St.	62	66	313	A	New Orleans	62	60
241	A	Southeastern La.	53	62	201	H	Nicholls St.	60	64
274	H	A&M-Corpus Christi	65	73	305	H	Incarnate Word	74	43
42	A	Kansas St.	54	70	70	A	Lamar University	37	57
22	A	Texas A&M	27	84	350	A	Alcorn	57	46
142	A	Oklahoma	52	65	136	H	South Alabama	50	58

Non-Div I Games:

Central Baptist

55 34

Crowley's Ridge

91 33

Williams Baptist

70 35

Hendrix

72 40
Central Ark.
Loss,
 Non-Conf, S Site,
 H Home
A Away
 N Neutral

Average RPI Win: **287**
 Average RPI Loss: **177**

WON-LOST
RECORD

WINNING
PCT. RANK

LAST 10
GAMES

STRENGTH OF
SCHEDULE

OPP. STRENGTH
OF SCHEDULE

TEAM
RPI

ADJ.
RPI

CONF.
RPI

ADJ CONF.
RPI

DIV. I ONLY	4- 12	289	3-7	246	279	292	292	31	31
DIV. I NON-CONF.	3- 7	256	0- 0	135	181	217	217	31	31
<hr/>									
TOTALS	RPI 1-25	RPI 26-50	W-L RECORDS	RPI 51-100	RPI 101-150	RPI 150+			
4- 12	0- 1	0- 1	OVERALL	0- 1	0- 2	4- 7			
2- 5	0- 0	0- 1	HOME	0- 1	0- 1	2- 2			
2- 7	0- 1	0- 0	AWAY	0- 0	0- 1	2- 5			
0- 0	0- 0	0- 0	NEUTRAL	0- 0	0- 0	0- 0			
3- 7	0- 1	0- 1	NON-CONFERENCE	0- 1	0- 2	3- 2			
1- 3	0- 0	0- 1	HOME	0- 1	0- 1	1- 0			
2- 4	0- 1	0- 0	AWAY	0- 0	0- 1	2- 2			
0- 0	0- 0	0- 0	NEUTRAL	0- 0	0- 0	0- 0			
1- 5	0- 0	0- 0	CONFERENCE	0- 0	0- 0	1- 5			
1- 2	0- 0	0- 0	HOME	0- 0	0- 0	1- 2			
0- 3	0- 0	0- 0	AWAY	0- 0	0- 0	0- 3			
0- 0	0- 0	0- 0	NEUTRAL	0- 0	0- 0	0- 0			

RPI 1-25				RPI 26-50				RPI 51-100				RPI 101+ Team's RPI: 292			
RPI	S	Opponent	Score	RPI	S	Opponent	Score	RPI	S	Opponent	Score	RPI	S	Opponent	Score
16	A	Rutgers	44 73	34	H	Buffalo	69 82	100	H	Hartford	52 54	104	A	Yale	46 58
												129	H	Lehigh	62 88
												183	A	Massachusetts	59 74
												205	A	Brown	63 68
												212	A	Sacred Heart	61 66
												236	A	Mt. St. Mary's	53 84
												243	H	Robert Morris	57 64
												256	A	Albany (NY)	60 53
												262	H	Saint Francis (PA)	73 62
												310	H	New Hampshire	56 47
												316	H	Wagner	63 75
												319	A	Morgan St.	60 36
												347	A	Fairleigh Dickinson	67 74
<hr/>															
LAST 12 Division I GAMES:															
316	H	Wagner	63 75	243	H	Robert Morris	57 64								
212	A	Sacred Heart	61 66	262	H	Saint Francis (PA)	73 62								
100	H	Hartford	52 54	236	A	Mt. St. Mary's	53 84								
104	A	Yale	46 58	347	A	Fairleigh Dickinson	67 74								
310	H	New Hampshire	56 47	34	H	Buffalo	69 82								
256	A	Albany (NY)	60 53	319	A	Morgan St.	60 36								

Non-Div I Games:

Central Conn. St.

Loss, **Non-Conf**, **S Site**, **H Home** **A Away** **N Neutral**

Average RPI	Win:	127	WON-LOST	WINNING	LAST 10	STRENGTH OF	OPP. STRENGTH	TEAM	ADJ.	CONF.	ADJ CONF.
Average RPI	Loss:	58	RECORD	PCT. RANK	GAMES	SCHEDULE	OF SCHEDULE	RPI	RPI	RPI	RPI
DIV. I ONLY		13- 5		57	6-4	28	41	21	21	8	8
DIV. I NON-CONF.		9- 3		61	0- 0	81	6	33	33	8	8

TOTALS	RPI 1-25		RPI 26-50		W-L RECORDS	RPI 51-100		RPI 101-150		RPI 150+	
13- 5	1- 1		2- 1		OVERALL	3- 3		3- 0		4- 0	
4- 3	1- 1		0- 1		HOME	0- 1		1- 0		2- 0	
8- 1	0- 0		2- 0		AWAY	3- 1		1- 0		2- 0	
1- 1	0- 0		0- 0		NEUTRAL	0- 1		1- 0		0- 0	
9- 3	1- 1		1- 1		NON-CONFERENCE	2- 1		2- 0		3- 0	
3- 2	1- 1		0- 1		HOME	0- 0		1- 0		1- 0	
5- 0	0- 0		1- 0		AWAY	2- 0		0- 0		2- 0	
1- 1	0- 0		0- 0		NEUTRAL	0- 1		1- 0		0- 0	
4- 2	0- 0		1- 0		CONFERENCE	1- 2		1- 0		1- 0	
1- 1	0- 0		0- 0		HOME	0- 1		0- 0		1- 0	
3- 1	0- 0		1- 0		AWAY	1- 1		1- 0		0- 0	
0- 0	0- 0		0- 0		NEUTRAL	0- 0		0- 0		0- 0	

RPI 1-25				RPI 26-50				RPI 51-100				RPI 101+			
RPI	S	Opponent	Score	RPI	S	Opponent	Score	RPI	S	Opponent	Score	RPI	S	Opponent	Score
3	H	Louisville	68 72	30	A	Miami (FL)	90 80	60	A	Quinnipiac	67 52	110	A	Northern Ill.	89 66
17	H	UCF	75 68	31	H	South Dakota St.	71 80	75	A	Toledo	59 62	124	H	Western Ky.	108 90
				33	A	Ohio	88 70	85	A	Virginia	74 61	132	N	Chattanooga	73 50
								86	A	Kent St.	82 75	164	A	Vanderbilt	66 57
								91	N	Tulane	57 68	180	H	Akron	94 71
								92	H	Miami (OH)	67 70	293	H	Oakland	104 61
												332	A	Iona	82 39

LAST 12 Division I GAMES:															
				33	A	Ohio	88 70	75	A	Toledo	59 62				
				180	H	Akron	94 71	86	A	Kent St.	82 75				
				30	A	Miami (FL)	90 80	92	H	Miami (OH)	67 70				
				91	N	Tulane	57 68	110	A	Northern Ill.	89 66				
				3	H	Louisville	68 72	60	A	Quinnipiac	67 52				
				164	A	Vanderbilt	66 57	332	A	Iona	82 39				

Non-Div I Games:

Central Mich.

Average RPI Win: 344		WON-LOST RECORD	WINNING PCT. RANK	LAST 10 GAMES	STRENGTH OF SCHEDULE	OPP. STRENGTH OF SCHEDULE	TEAM RPI	ADJ. RPI	CONF. RPI	ADJ CONF. RPI
Average RPI Loss: 212										
DIV. I ONLY		2- 12	328	4-6	308	336	336	336	28	28
DIV. I NON-CONF.		0- 8	336	0- 0	286	304	348	348	29	29
TOTALS		RPI 1-25	RPI 26-50	W-L RECORDS	RPI 51-100	RPI 101-150	RPI 150+			
2- 12	0- 0		0- 0	OVERALL	0- 0	0- 4	2- 8			
0- 6	0- 0		0- 0	HOME	0- 0	0- 3	0- 3			
2- 6	0- 0		0- 0	AWAY	0- 0	0- 1	2- 5			
0- 0	0- 0		0- 0	NEUTRAL	0- 0	0- 0	0- 0			
0- 8	0- 0		0- 0	NON-CONFERENCE	0- 0	0- 3	0- 5			
0- 3	0- 0		0- 0	HOME	0- 0	0- 2	0- 1			
0- 5	0- 0		0- 0	AWAY	0- 0	0- 1	0- 4			
0- 0	0- 0		0- 0	NEUTRAL	0- 0	0- 0	0- 0			
2- 4	0- 0		0- 0	CONFERENCE	0- 0	0- 1	2- 3			
0- 3	0- 0		0- 0	HOME	0- 0	0- 1	0- 2			
2- 1	0- 0		0- 0	AWAY	0- 0	0- 0	2- 1			
0- 0	0- 0		0- 0	NEUTRAL	0- 0	0- 0	0- 0			

RPI 1-25				RPI 26-50				RPI 51-100				RPI 101+				Team's RPI: 336	
RPI	S	Opponent	Score	RPI	S	Opponent	Score	RPI	S	Opponent	Score	RPI	S	Opponent	Score		
												113	H	Tennessee Tech	55	77	
												114	A	Georgia	75	83	
												145	H	Davidsen	34	72	
												146	H	Radford	41	67	
												194	H	Hampton	66	74	
												195	H	Jacksonville	58	68	
												211	A	Florida	60	70	
												240	H	Campbell	58	60	
												278	A	Winthrop	52	57	
												291	A	Col. of Charleston	52	79	
												299	A	North Florida	76	82	
												312	A	South Carolina St.	58	67	
												342	A	USC Upstate	78	75	
												346	A	Longwood	81	74	
LAST 12 Division I GAMES:																	
				278	A	Winthrop	52	57				342	A	USC Upstate	78	75	
				194	H	Hampton	66	74				146	H	Radford	41	67	
				211	A	Florida	60	70				346	A	Longwood	81	74	
				291	A	Col. of Charleston	52	79				240	H	Campbell	58	60	
				114	A	Georgia	75	83				195	H	Jacksonville	58	68	
				299	A	North Florida	76	82				113	H	Tennessee Tech	55	77	

Non-Div I Games:	Converse	101	50	Columbia (SC)	89	57	Erskine	74	50
------------------	----------	-----	----	---------------	----	----	---------	----	----

Charleston So.

Loss, Non-Conf, S Site, H Home A Away N Neutral

Average RPI Win:	223	WON-LOST	WINNING	LAST 10	STRENGTH OF	OPP. STRENGTH	TEAM	ADJ.	CONF.	ADJ CONF.
Average RPI Loss:	149	RECORD	PCT. RANK	GAMES	SCHEDULE	OF SCHEDULE	RPI	RPI	RPI	RPI
DIV. I ONLY	11- 8	130	5-5	219	179	163	163	15	15	
DIV. I NON-CONF.	8- 4	91	1- 0	113	243	87	87	18	18	

TOTALS	RPI 1-25	RPI 26-50	W-L RECORDS	RPI 51-100	RPI 101-150	RPI 150+				
11- 8	0- 0	0- 0	OVERALL	1- 1	2- 4	8- 3				
9- 1	0- 0	0- 0	HOME	1- 0	1- 1	7- 0				
1- 7	0- 0	0- 0	AWAY	0- 1	1- 3	0- 3				
1- 0	0- 0	0- 0	NEUTRAL	0- 0	0- 0	1- 0				
8- 4	0- 0	0- 0	NON-CONFERENCE	1- 1	2- 2	5- 1				
6- 1	0- 0	0- 0	HOME	1- 0	1- 1	4- 0				
1- 3	0- 0	0- 0	AWAY	0- 1	1- 1	0- 1				
1- 0	0- 0	0- 0	NEUTRAL	0- 0	0- 0	1- 0				
3- 4	0- 0	0- 0	CONFERENCE	0- 0	0- 2	3- 2				
3- 0	0- 0	0- 0	HOME	0- 0	0- 0	3- 0				
0- 4	0- 0	0- 0	AWAY	0- 0	0- 2	0- 2				
0- 0	0- 0	0- 0	NEUTRAL	0- 0	0- 0	0- 0				

RPI 1-25				RPI 26-50				RPI 51-100				RPI 101+				Team's RPI: 163
RPI	S	Opponent	Score	RPI	S	Opponent	Score	RPI	S	Opponent	Score	RPI	S	Opponent	Score	
								82	H	Wright St.	88 85	117	H	Wake Forest	43 69	
								85	A	Virginia	61 65	124	A	Western Ky.	58 76	
												129	A	Lehigh	62 60	
												131	A	Fordham	64 71	
												143	A	Louisiana Tech	51 88	
												145	H	Davidson	78 66	
												174	A	Mercer	40 57	
												191	A	Southern Miss.	54 65	
												200	H	UNC Asheville	70 53	
												224	H	East Carolina	52 46	
												230	A	Marshall	62 63	
												265	H	UTSA	66 54	
												267	N	Liberty	63 61	
												273	H	Wofford	85 63	
												275	H	Bethune-Cookman	73 69	
												283	H	Fla. Atlantic	68 47	
												308	H	FIU	69 54	

LAST 12 Division I GAMES:																
283	H	Fla. Atlantic	68 47	129	A	Lehigh	62 60									
308	H	FIU	69 54	265	H	UTSA	66 54									
230	A	Marshall	62 63	143	A	Louisiana Tech	51 88									
124	A	Western Ky.	58 76	191	A	Southern Miss.	54 65									
85	A	Virginia	61 65	145	H	Davidson	78 66									
275	H	Bethune-Cookman	73 69	82	H	Wright St.	88 85									

Non-Div I Games:

Charlotte

Average RPI		Win: 214	WON-LOST RECORD	WINNING PCT. RANK	LAST 10 GAMES	STRENGTH OF SCHEDULE	OPP. STRENGTH OF SCHEDULE	TEAM RPI	ADJ. RPI	CONF. RPI	ADJ. CONF. RPI
Loss: 65											
DIV. I ONLY			7- 11	232	4-6	15	152	132	132	24	24
DIV. I NON-CONF.			4- 10	264	1- 0	6	76	102	102	25	25
TOTALS		RPI 1-25		RPI 26-50		W-L RECORDS		RPI 51-100	RPI 101-150	RPI 150+	
7- 11	0- 4			0- 1		OVERALL		1- 3	0- 2	6- 1	
4- 5	0- 2			0- 1		HOME		0- 1	0- 1	4- 0	
1- 4	0- 1			0- 0		AWAY		0- 1	0- 1	1- 1	
2- 2	0- 1			0- 0		NEUTRAL		1- 1	0- 0	1- 0	
4- 10	0- 4			0- 1		NON-CONFERENCE		1- 3	0- 2	3- 0	
1- 5	0- 2			0- 1		HOME		0- 1	0- 1	1- 0	
1- 3	0- 1			0- 0		AWAY		0- 1	0- 1	1- 0	
2- 2	0- 1			0- 0		NEUTRAL		1- 1	0- 0	1- 0	
3- 1	0- 0			0- 0		CONFERENCE		0- 0	0- 0	3- 1	
3- 0	0- 0			0- 0		HOME		0- 0	0- 0	3- 0	
0- 1	0- 0			0- 0		AWAY		0- 0	0- 0	0- 1	
0- 0	0- 0			0- 0		NEUTRAL		0- 0	0- 0	0- 0	

RPI 1-25					
RPI	S	Opponent	Score		
3	H	Louisville	49	75	
6	H	NC State	58	78	
17	A	UCF	37	75	
21	N	Central Mich.	50	73	

RPI 26-50					
RPI	S	Opponent	Score		
31	H	South Dakota St.	54	71	

RPI 51-100					
RPI	S	Opponent	Score		
59	N	Maine	66	61	
72	H	Belmont	51	67	
73	N	Middle Tenn.	47	58	
81	A	Virginia Tech	59	74	

RPI 101+					
RPI	S	Opponent	Score		
109	A	Northern Colo.	65	68	
133	H	UT Martin	79	81	
174	A	Mercer	58	65	
194	A	Hampton	58	50	
198	N	Saint Louis	71	61	
250	H	Furman	73	53	
259	H	ETSU	76	67	
267	H	Liberty	75	60	
273	H	Wofford	89	82	

Team's RPI: 132					
RPI	S	Opponent	Score		
109	A	Northern Colo.	65	68	
133	H	UT Martin	79	81	
174	A	Mercer	58	65	
194	A	Hampton	58	50	
198	N	Saint Louis	71	61	
250	H	Furman	73	53	
259	H	ETSU	76	67	
267	H	Liberty	75	60	
273	H	Wofford	89	82	

LAST 12 Division I GAMES:					
259	H	ETSU	76	67	
73	N	Middle Tenn.	47	58	
6	H	NC State	58	78	
72	H	Belmont	51	67	
109	A	Northern Colo.	65	68	
31	H	South Dakota St.	54	71	
59	N	Maine	66	61	
174	A	Mercer	58	65	
250	H	Furman	73	53	
273	H	Wofford	89	82	
17	A	UCF	37	75	
133	H	UT Martin	79	81	

Non-Div l Games: Lee

61 55

Chattanooga

■ Loss, ■ Non-Conf, S Site, H Home A Away N Neutral

Average RPI Win:	339	WON-LOST	WINNING	LAST 10	STRENGTH OF	OPP. STRENGTH	TEAM	ADJ.	CONF.	ADJ CONF.
Average RPI Loss:	215	RECORD	PCT. RANK	GAMES	SCHEDULE	OF SCHEDULE	RPI	RPI	RPI	RPI
DIV. I ONLY	1- 17	346	1-9	261	340	344	344	30	30	
DIV. I NON-CONF.	0- 13	336	0- 0	152	339	337	337	30	30	

TOTALS	RPI 1-25	RPI 26-50	W-L RECORDS	RPI 51-100	RPI 101-150	RPI 150+				
1- 17	0- 0	0- 0	OVERALL	0- 1	0- 3	1- 13				
1- 7	0- 0	0- 0	HOME	0- 0	0- 1	1- 6				
0- 9	0- 0	0- 0	AWAY	0- 1	0- 2	0- 6				
0- 1	0- 0	0- 0	NEUTRAL	0- 0	0- 0	0- 1				
0- 13	0- 0	0- 0	NON-CONFERENCE	0- 1	0- 3	0- 9				
0- 5	0- 0	0- 0	HOME	0- 0	0- 1	0- 4				
0- 7	0- 0	0- 0	AWAY	0- 1	0- 2	0- 4				
0- 1	0- 0	0- 0	NEUTRAL	0- 0	0- 0	0- 1				
1- 4	0- 0	0- 0	CONFERENCE	0- 0	0- 0	1- 4				
1- 2	0- 0	0- 0	HOME	0- 0	0- 0	1- 2				
0- 2	0- 0	0- 0	AWAY	0- 0	0- 0	0- 2				
0- 0	0- 0	0- 0	NEUTRAL	0- 0	0- 0	0- 0				

RPI 1-25				RPI 26-50				RPI 51-100				RPI 101+				Team's RPI: 344
RPI	S	Opponent	Score	RPI	S	Opponent	Score	RPI	S	Opponent	Score	RPI	S	Opponent	Score	
								69	A	Northwestern	35 97	110	A	Northern Ill.	52 114	
												141	A	Morehead St.	68 104	
												147	H	UAB	45 90	
												167	A	Bradley	59 89	
												177	A	Wisconsin	38 85	
												184	A	Xavier	57 91	
												190	H	UMKC	58 111	
												205	H	Brown	65 90	
												213	H	SIUE	66 82	
												226	A	Loyola Chicago	40 76	
												270	A	California Baptist	52 89	
												277	N	St. Francis Brooklyn	73 110	
												284	H	CSU Bakersfield	56 67	
												309	H	Valparaiso	70 76	
												337	A	Seattle U	54 90	
												339	H	Grand Canyon	50 48	
												341	H	Evansville	58 67	

LAST 12 Division I GAMES:																
				190	H	UMKC	58 111	337	A	Seattle U	54 90					
				205	H	Brown	65 90	284	H	CSU Bakersfield	56 67					
				167	A	Bradley	59 89	339	H	Grand Canyon	50 48					
				110	A	Northern Ill.	52 114	270	A	California Baptist	52 89					
				69	A	Northwestern	35 97	213	H	SIUE	66 82					
				177	A	Wisconsin	38 85	309	H	Valparaiso	70 76					

Non-Div I Games:

Chicago St.

Cincinnati

Cincinnati				Through Games Of Jan. 25, 2019															
Average RPI Win: 202		WON-LOST RECORD		WINNING PCT. RANK		LAST 10 GAMES		STRENGTH OF SCHEDULE		OPP. STRENGTH OF SCHEDULE		TEAM RPI		ADJ. RPI		CONF. RPI		ADJ CONF. RPI	
Average RPI Loss: 82																			
DIV. I ONLY		12- 7		98		7-3		134		114		102		102		9		9	
DIV. I NON-CONF.		8- 5		120		0- 0		195		186		150		150		9		9	

TOTALS		RPI 1-25		RPI 26-50		W-L RECORDS		RPI 51-100		RPI 101-150		RPI 150+							
12- 7		0- 2		0- 0		OVERALL		0- 2		4- 2		8- 1							
10- 1		0- 0		0- 0		HOME		0- 1		3- 0		7- 0							
2- 6		0- 2		0- 0		AWAY		0- 1		1- 2		1- 1							
0- 0		0- 0		0- 0		NEUTRAL		0- 0		0- 0		0- 0							
8- 5		0- 0		0- 0		NON-CONFERENCE		0- 2		2- 2		6- 1							
7- 1		0- 0		0- 0		HOME		0- 1		2- 0		5- 0							
1- 4		0- 0		0- 0		AWAY		0- 1		0- 2		1- 1							
0- 0		0- 0		0- 0		NEUTRAL		0- 0		0- 0		0- 0							
4- 2		0- 2		0- 0		CONFERENCE		0- 0		2- 0		2- 0							
3- 0		0- 0		0- 0		HOME		0- 0		1- 0		2- 0							
1- 2		0- 2		0- 0		AWAY		0- 0		1- 0		0- 0							
0- 0		0- 0		0- 0		NEUTRAL		0- 0		0- 0		0- 0							

RPI 1-25				RPI 26-50				RPI 51-100				RPI 101+				Team's RPI: 102
RPI	S	Opponent	Score	RPI	S	Opponent	Score	RPI	S	Opponent	Score	RPI	S	Opponent	Score	
7	A	UConn	38 82					58	H	Old Domini on	72 76	104	H	Yale	66 52	
17	A	UCF	55 56					92	A	Mi ami (OH)	65 78	111	A	Ohio St.	56 69	
												116	A	Pi ttsburgh	48 65	
												118	H	Houston	68 57	
												130	A	Tul sa	70 50	
												137	H	VCU	66 54	
												175	A	Bal l St.	63 75	
												184	H	Xavi er	79 61	
												198	A	Sai nt Loui s	51 50	
												208	H	SMU	69 57	
												223	H	Howard	85 51	
												231	H	Temple	72 52	
												259	H	ETSU	77 64	
												304	H	Austin Peay	69 48	
												325	H	Lip scomb	71 55	
LAST 12 Division I GAMES:																
7	A	UConn	38 82	118	H	Houston	68 57									
208	H	SMU	69 57	130	A	Tul sa	70 50									
223	H	Howard	85 51	231	H	Temple	72 52									
184	H	Xavi er	79 61	17	A	UCF	55 56									
137	H	VCU	66 54	111	A	Ohio St.	56 69									
92	A	Mi ami (OH)	65 78	175	A	Bal l St.	63 75									

Non-Div I Games:

Cincinnati

Cincinnati

Clemson				Through Games Of Jan. 25, 2019							
Average RPI Win:		137	WON-LOST RECORD	WINNING PCT. RANK	LAST 10 GAMES	STRENGTH OF SCHEDULE	OPP. STRENGTH OF SCHEDULE	TEAM RPI	ADJ. RPI	CONF. RPI	ADJ CONF. RPI
Average RPI Loss:		58									
DIV. I ONLY		14- 6	71	7-3	39	26	40	40	1	1	
DIV. I NON-CONF.		9- 4	85	1- 0	135	69	98	98	1	1	

TOTALS		RPI 1-25	RPI 26-50	W-L RECORDS	RPI 51-100	RPI 101-150	RPI 150+				
14- 6		1- 3	2- 0	OVERALL	2- 1	4- 2	5- 0				
10- 2		0- 1	1- 0	HOME	2- 0	2- 1	5- 0				
3- 3		1- 2	1- 0	AWAY	0- 0	1- 1	0- 0				
1- 1		0- 0	0- 0	NEUTRAL	0- 1	1- 0	0- 0				
9- 4		0- 1	0- 0	NON-CONFERENCE	1- 1	3- 2	5- 0				
8- 1		0- 0	0- 0	HOME	1- 0	2- 1	5- 0				
0- 2		0- 1	0- 0	AWAY	0- 0	0- 1	0- 0				
1- 1		0- 0	0- 0	NEUTRAL	0- 1	1- 0	0- 0				
5- 2		1- 2	2- 0	CONFERENCE	1- 0	1- 0	0- 0				
2- 1		0- 1	1- 0	HOME	1- 0	0- 0	0- 0				
3- 1		1- 1	1- 0	AWAY	0- 0	1- 0	0- 0				
0- 0		0- 0	0- 0	NEUTRAL	0- 0	0- 0	0- 0				

RPI 1-25				RPI 26-50	Team's RPI: 40	RPI 51-100	RPI 101+				
RPI	S	Opponent	Score	RPI	S	Opponent	Score	RPI	S	Opponent	Score
6	A	NC State	51 54	30	A	Miami (FL)	76 67	53	N	Tennessee	66 78
8	H	Syracuse	75 84	37	H	Georgia Tech	71 61	72	H	Belmont	65 62
18	A	South Carolina	57 69					85	H	Virginia	71 65
25	A	Florida St.	57 45								

LAST 12 Division I GAMES:											
25	A	Florida St.	57 45	142	N	Oklahoma	74 62				
30	A	Miami (FL)	76 67	6	A	NC State	51 54				
85	H	Virginia	71 65	116	A	Pittsburgh	65 59				
8	H	Syracuse	75 84	37	H	Georgia Tech	71 61				
103	H	Appalachian St.	87 48	145	H	Davidson	80 90				
230	H	Marshall	68 54	176	H	Rhode Island	80 67				

Non-Div I Games:

Clemson

Average RPI Win:	285	WON-LOST	WINNING	LAST 10	STRENGTH OF	OPP. STRENGTH	TEAM	ADJ.	CONF.	ADJ CONF.
Average RPI Loss:	140	RECORD	PCT. RANK	GAMES	SCHEDULE	OF SCHEDULE	RPI	RPI	RPI	RPI
DIV. I ONLY	5- 12	268	4-6	178	253	261	261	20	20	
DIV. I NON-CONF.	1- 8	322	0- 0	38	292	264	264	19	19	

TOTALS	RPI 1-25	RPI 26-50	W-L RECORDS	RPI 51-100	RPI 101-150	RPI 150+				
5- 12	0- 0	0- 1	OVERALL	0- 4	0- 1	5- 6				
3- 4	0- 0	0- 0	HOME	0- 2	0- 1	3- 1				
2- 7	0- 0	0- 1	AWAY	0- 1	0- 0	2- 5				
0- 1	0- 0	0- 0	NEUTRAL	0- 1	0- 0	0- 0				
1- 8	0- 0	0- 1	NON-CONFERENCE	0- 2	0- 0	1- 5				
1- 2	0- 0	0- 0	HOME	0- 1	0- 0	1- 1				
0- 5	0- 0	0- 1	AWAY	0- 0	0- 0	0- 4				
0- 1	0- 0	0- 0	NEUTRAL	0- 1	0- 0	0- 0				
4- 4	0- 0	0- 0	CONFERENCE	0- 2	0- 1	4- 1				
2- 2	0- 0	0- 0	HOME	0- 1	0- 1	2- 0				
2- 2	0- 0	0- 0	AWAY	0- 1	0- 0	2- 1				
0- 0	0- 0	0- 0	NEUTRAL	0- 0	0- 0	0- 0				

RPI	S	Opponent	Score	RPI	S	Opponent	Score	RPI	S	Opponent	Score	RPI	S	Opponent	Score
33	A	Ohio	54 72	64	A	Green Bay	53 62	138	H	IUPUI	50 75	167	H	Bradley	65 67
				75	H	Tolledo	60 65	175	A	Ball St.	62 67	182	H	Illinois St.	67 63
				82	H	Wright St.	65 70	188	A	Eastern Mich.	63 69	192	A	Milwaukee	53 59
				91	N	Tulane	72 81	230	A	Marshall	64 86	249	A	San Diego	82 83
								287	H	Northern Ky.	76 47	293	A	Oakland	64 62
								331	H	UIC	71 53	333	A	Detroit Mercy	67 49
Team's RPI: 261															

LAST 12 Division I GAMES:															
331	H	UIC	71 53	82	H	Wright St.	65 70	287	H	Northern Ky.	76 47	192	A	Milwaukee	53 59
138	H	IUPUI	50 75	293	A	Oakland	64 62	64	A	Green Bay	53 62	75	H	Tolledo	60 65
333	A	Detroit Mercy	67 49	167	H	Bradley	65 67	33	A	Ohio	54 72	230	A	Marshall	64 86
293	A	Oakland	64 62	230	A	Marshall	64 86								

Non-Div I Games: Lake Erie 79 49 Salem (WV) 113 81

Cleveland and St.

Average RPI Win:	295	WON-LOST	WINNING	LAST 10	STRENGTH OF	OPP. STRENGTH	TEAM	ADJ.	CONF.	ADJ CONF.
Average RPI Loss:	114	RECORD	PCT. RANK	GAMES	SCHEDULE	OF SCHEDULE	RPI	RPI	RPI	RPI
DIV. I ONLY	6- 9	228	2-8	154	292	215	215	14	14	
DIV. I NON-CONF.	6- 3	91	0- 0	287	334	191	191	15	15	

TOTALS	RPI 1-25	RPI 26-50	W-L RECORDS	RPI 51-100	RPI 101-150	RPI 150+				
6- 9	0- 0	0- 0	OVERALL	0- 4	0- 3	6- 2				
4- 3	0- 0	0- 0	HOME	0- 2	0- 1	4- 0				
2- 4	0- 0	0- 0	AWAY	0- 0	0- 2	2- 2				
0- 2	0- 0	0- 0	NEUTRAL	0- 2	0- 0	0- 0				
6- 3	0- 0	0- 0	NON-CONFERENCE	0- 2	0- 0	6- 1				
4- 0	0- 0	0- 0	HOME	0- 0	0- 0	4- 0				
2- 1	0- 0	0- 0	AWAY	0- 0	0- 0	2- 1				
0- 2	0- 0	0- 0	NEUTRAL	0- 2	0- 0	0- 0				
0- 6	0- 0	0- 0	CONFERENCE	0- 2	0- 3	0- 1				
0- 3	0- 0	0- 0	HOME	0- 2	0- 1	0- 0				
0- 3	0- 0	0- 0	AWAY	0- 0	0- 2	0- 1				
0- 0	0- 0	0- 0	NEUTRAL	0- 0	0- 0	0- 0				

RPI 1-25				RPI 26-50				RPI 51-100				RPI 101+				Team's RPI: 215
RPI	S	Opponent	Score	RPI	S	Opponent	Score	RPI	S	Opponent	Score	RPI	S	Opponent	Score	
								57	N	Auburn	78 84	103	A	Appalachian St.	53 67	
								78	N	Rice	52 56	126	A	UT Arlington	53 79	
								89	H	Little Rock	47 60	136	H	South Alabama	78 88	
								99	H	Troy	81 82	154	A	Texas St.	58 73	
												185	A	UC Riverside	43 62	
												222	H	Memphis	90 71	
												239	H	Bowling Green	81 80	
												312	H	South Carolina St.	57 44	
												318	A	UNC Greensboro	78 71	
												328	H	Western Caro.	77 59	
												349	A	N.C. Central	89 66	
LAST 12 Division I GAMES:																
				136	H	South Alabama	78 88	89	H	Little Rock	47 60					
				99	H	Troy	81 82	103	A	Appalachian St.	53 67					
				318	A	UNC Greensboro	78 71	126	A	UT Arlington	53 79					
				78	N	Rice	52 56	154	A	Texas St.	58 73					
				57	N	Auburn	78 84	222	H	Memphis	90 71					
				349	A	N.C. Central	89 66	239	H	Bowling Green	81 80					

Non-Div I Games: N.C. Wesleyan 126 65 Meredith 128 39

Coastal Caro.

Loss, Non-Conf, S Site, H Home A Away N Neutral

Average RPI Win:	280	WON-LOST	WINNING	LAST 10	STRENGTH OF	OPP. STRENGTH	TEAM	ADJ.	CONF.	ADJ CONF.
Average RPI Loss:	189	RECORD	PCT. RANK	GAMES	SCHEDULE	OF SCHEDULE	RPI	RPI	RPI	RPI
DIV. I ONLY	4- 12	289	3-7	225	339	291	291	10	10	
DIV. I NON-CONF.	3- 7	256	0- 0	322	351	336	336	13	13	

TOTALS	RPI 1-25	RPI 26-50	W-L RECORDS	RPI 51-100	RPI 101-150	RPI 150+				
4- 12	0- 0	0- 1	OVERALL	0- 0	1- 4	3- 7				
2- 5	0- 0	0- 1	HOME	0- 0	0- 1	2- 3				
2- 7	0- 0	0- 0	AWAY	0- 0	1- 3	1- 4				
0- 0	0- 0	0- 0	NEUTRAL	0- 0	0- 0	0- 0				
3- 7	0- 0	0- 0	NON-CONFERENCE	0- 0	0- 1	3- 6				
2- 3	0- 0	0- 0	HOME	0- 0	0- 0	2- 3				
1- 4	0- 0	0- 0	AWAY	0- 0	0- 1	1- 3				
0- 0	0- 0	0- 0	NEUTRAL	0- 0	0- 0	0- 0				
1- 5	0- 0	0- 1	CONFERENCE	0- 0	1- 3	0- 1				
0- 2	0- 0	0- 1	HOME	0- 0	0- 1	0- 0				
1- 3	0- 0	0- 0	AWAY	0- 0	1- 2	0- 1				
0- 0	0- 0	0- 0	NEUTRAL	0- 0	0- 0	0- 0				

RPI 1-25				RPI 26-50				RPI 51-100				RPI 101+ Team's RPI: 291			
RPI	S	Opponent	Score	RPI	S	Opponent	Score	RPI	S	Opponent	Score	RPI	S	Opponent	Score
				49	H	James Madison	50 91					101	H	Towson	61 77
												103	A	Appalachian St.	66 80
												121	A	Drexel	53 76
												134	A	UNCW	49 71
												148	A	William & Mary	66 54
												193	A	Elon	68 76
												196	A	George Mason	52 66
												240	A	Campbell	65 66
												250	H	Furman	67 70
												273	A	Wofford	58 78
												278	H	Winthrop	64 71
												312	H	South Carolina St.	75 51
												325	A	Lipscomb	65 63
												327	H	Presbyterian	65 71
												336	H	Charleston So.	79 52

LAST 12 Division I GAMES:															
				193	A	Elon	68 76					121	A	Drexel	53 76
				134	A	UNCW	49 71					49	H	James Madison	50 91
				196	A	George Mason	52 66					101	H	Towson	61 77
				327	H	Presbyterian	65 71					148	A	William & Mary	66 54
				336	H	Charleston So.	79 52					103	A	Appalachian St.	66 80
				325	A	Lipscomb	65 63					278	H	Winthrop	64 71

Non-Div I Games: North Greenville 95 62

Col. of Charleston

■ Loss,
 ■ Non-Conf, S Site,
 ■ Home
 ■ Away
 N Neutral

Average RPI Win: 275		WON-LOST RECORD	WINNING PCT. RANK	LAST 10 GAMES	STRENGTH OF SCHEDULE	OPP. STRENGTH OF SCHEDULE	TEAM RPI	ADJ. RPI	CONF. RPI	ADJ CONF. RPI
Average RPI Loss: 171										
DIV. I ONLY		7- 10	221	4-6	239	323	234	234	19	19
DIV. I NON-CONF.		4- 6	212	0- 0	321	341	296	296	22	22
TOTALS		RPI 1-25	RPI 26-50	W-L RECORDS		RPI 51-100	RPI 101-150	RPI 150+		
7- 10	0- 0		0- 0	OVERALL		0- 1	0- 4	7- 5		
4- 3	0- 0		0- 0	HOME		0- 1	0- 0	4- 2		
3- 7	0- 0		0- 0	AWAY		0- 0	0- 4	3- 3		
0- 0	0- 0		0- 0	NEUTRAL		0- 0	0- 0	0- 0		
4- 6	0- 0		0- 0	NON-CONFERENCE		0- 0	0- 2	4- 4		
3- 1	0- 0		0- 0	HOME		0- 0	0- 0	3- 1		
1- 5	0- 0		0- 0	AWAY		0- 0	0- 2	1- 3		
0- 0	0- 0		0- 0	NEUTRAL		0- 0	0- 0	0- 0		
3- 4	0- 0		0- 0	CONFERENCE		0- 1	0- 2	3- 1		
1- 2	0- 0		0- 0	HOME		0- 1	0- 0	1- 1		
2- 2	0- 0		0- 0	AWAY		0- 0	0- 2	2- 0		
0- 0	0- 0		0- 0	NEUTRAL		0- 0	0- 0	0- 0		

[illegible]

Non-Div I Games:

Col gate

■ Loss, ■ Non-Conf, S Site, H Home A Away N Neutral

C
o
l
o
r
a
d
o

Col orado				Through Games Of Jan. 25, 2019							
Average RPI	Win:	188	WON-LOST	WINNING	LAST 10	STRENGTH OF	OPP. STRENGTH	TEAM	ADJ.	CONF.	ADJ CONF.
Average RPI	Loss:	48	RECORD	PCT. RANK	GAMES	SCHEDULE	OF SCHEDULE	RPI	RPI	RPI	RPI
DIV. I ONLY			10- 8	141	3-7	68	57	123	123	2	2
DIV. I NON-CONF.			10- 1	18	0- 0	224	137	43	43	2	2

TOTALS		RPI 1-25		RPI 26-50		W-L RECORDS		RPI 51-100	RPI 101-150	RPI 150+	
10- 8		0- 2		1- 4		OVERALL		0- 1	1- 1	8- 0	
8- 4		0- 2		1- 2		HOME		0- 0	1- 0	6- 0	
1- 4		0- 0		0- 2		AWAY		0- 1	0- 1	1- 0	
1- 0		0- 0		0- 0		NEUTRAL		0- 0	0- 0	1- 0	
10- 1		0- 0		1- 1		NON-CONFERENCE		0- 0	1- 0	8- 0	
8- 0		0- 0		1- 0		HOME		0- 0	1- 0	6- 0	
1- 1		0- 0		0- 1		AWAY		0- 0	0- 0	1- 0	
1- 0		0- 0		0- 0		NEUTRAL		0- 0	0- 0	1- 0	
0- 7		0- 2		0- 3		CONFERENCE		0- 1	0- 1	0- 0	
0- 4		0- 2		0- 2		HOME		0- 0	0- 0	0- 0	
0- 3		0- 0		0- 1		AWAY		0- 1	0- 1	0- 0	
0- 0		0- 0		0- 0		NEUTRAL		0- 0	0- 0	0- 0	

RPI 1-25				RPI 26-50				RPI 51-100				RPI 101+ Team's RPI: 123			
RPI	S	Opponent	Score	RPI	S	Opponent	Score	RPI	S	Opponent	Score	RPI	S	Opponent	Score
5	H	Stanford	69 80	30	A	Mi ami (FL)	58 73	94	A	Washington St.	48 74	109	H	Northern Colo.	77 69
15	H	Ari zona St.	70 76	39	A	Utah	59 78					115	A	Washi ngton	58 68
				39	H	Utah	61 76					157	H	Pepperdi ne	80 65
				43	H	North Carol ina	86 74					159	N	Utah St.	78 68
				50	H	Ari zona	67 69					207	H	Navy	59 43
LAST 12 Di vi si on I GAMES:															
15	H	Ari zona St.	70 76	5	H	Stanford	69 80	39	A	Utah	59 78	115	A	Washi ngton	58 68
50	H	Ari zona	67 69	94	A	Washington St.	48 74	321	H	San Jose St.	76 64	30	A	Mi ami (FL)	58 73
39	H	Utah	61 76												
221	H	Samford	81 39												
210	H	Prai rie Vi ew	79 38												
207	H	Navy	59 43												

Non-Di v I Games:

Col orado

C
o
l
o
r
a
d
o

Average RPI Win:	223	WON-LOST	WINNING	LAST 10	STRENGTH OF	OPP. STRENGTH	TEAM	ADJ.	CONF.	ADJ CONF.
Average RPI Loss:	106	RECORD	PCT. RANK	GAMES	SCHEDULE	OF SCHEDULE	RPI	RPI	RPI	RPI

DIV. I ONLY	5- 10	254	3-7	69	139	214	214	13	13
DIV. I NON-CONF.	4- 5	190	0- 0	25	126	144	144	12	12

TOTALS	RPI 1-25	RPI 26-50	W-L RECORDS	RPI 51-100	RPI 101-150	RPI 150+			
5- 10	0- 3	0- 1	OVERALL	0- 0	1- 3	4- 3			
5- 5	0- 1	0- 0	HOME	0- 0	1- 2	4- 2			
0- 5	0- 2	0- 1	AWAY	0- 0	0- 1	0- 1			
0- 0	0- 0	0- 0	NEUTRAL	0- 0	0- 0	0- 0			
4- 5	0- 3	0- 0	NON-CONFERENCE	0- 0	1- 2	3- 0			
4- 2	0- 1	0- 0	HOME	0- 0	1- 1	3- 0			
0- 3	0- 2	0- 0	AWAY	0- 0	0- 1	0- 0			
0- 0	0- 0	0- 0	NEUTRAL	0- 0	0- 0	0- 0			
1- 5	0- 0	0- 1	CONFERENCE	0- 0	0- 1	1- 3			
1- 3	0- 0	0- 0	HOME	0- 0	0- 1	1- 2			
0- 2	0- 0	0- 1	AWAY	0- 0	0- 0	0- 1			
0- 0	0- 0	0- 0	NEUTRAL	0- 0	0- 0	0- 0			

RPI 1-25				RPI 26-50				RPI 51-100				RPI 101+ Team's RPI: 214			
RPI	S	Opponent	Score	RPI	S	Opponent	Score	RPI	S	Opponent	Score	RPI	S	Opponent	Score
14	A	Gonzaga	39 50	47	A	New Mexico	58 70					109	H	Northern Colo.	47 53
15	H	Arizona St.	39 70									120	H	Fresno St.	55 66
20	A	BYU	42 51									123	A	Colorado	40 59
												149	H	Denver	84 79
												159	H	Utah St.	53 72
												197	H	Cornell	56 53
												216	H	UNLV	52 49
												219	A	Air Force	48 63
												237	H	Nevada	38 62
												253	H	Northern Ariz.	65 54
												299	H	North Florida	61 59

LAST 12 Division I GAMES:															
120	H	Fresno St.	55 66	237	H	Nevada	38 62								
216	H	UNLV	52 49	159	H	Utah St.	53 72								
149	H	Denver	84 79	47	A	New Mexico	58 70								
20	A	BYU	42 51	219	A	Air Force	48 63								
15	H	Arizona St.	39 70	299	H	North Florida	61 59								
253	H	Northern Ariz.	65 54	14	A	Gonzaga	39 50								

Non-Div I Games: Chadron St. 91 38 Eastern N.M. 72 46

Colorado St.

Average RPI Win:	228	WON-LOST	WINNING	LAST 10	STRENGTH OF	OPP. STRENGTH	TEAM	ADJ.	CONF.	ADJ CONF.
Average RPI Loss:	187	RECORD	PCT. RANK	GAMES	SCHEDULE	OF SCHEDULE	RPI	RPI	RPI	RPI
DIV. I ONLY	4- 10	280	2-8	193	278	263	263	11	11	
DIV. I NON-CONF.	4- 9	252	0- 0	211	277	261	261	10	10	

TOTALS	RPI 1-25	RPI 26-50	W-L RECORDS	RPI 51-100	RPI 101-150	RPI 150+				
4- 10	0- 0	0- 0	OVERALL	0- 1	0- 2	4- 7				
2- 3	0- 0	0- 0	HOME	0- 0	0- 1	2- 2				
2- 7	0- 0	0- 0	AWAY	0- 1	0- 1	2- 5				
0- 0	0- 0	0- 0	NEUTRAL	0- 0	0- 0	0- 0				
4- 9	0- 0	0- 0	NON-CONFERENCE	0- 1	0- 2	4- 6				
2- 3	0- 0	0- 0	HOME	0- 0	0- 1	2- 2				
2- 6	0- 0	0- 0	AWAY	0- 1	0- 1	2- 4				
0- 0	0- 0	0- 0	NEUTRAL	0- 0	0- 0	0- 0				
0- 1	0- 0	0- 0	CONFERENCE	0- 0	0- 0	0- 1				
0- 0	0- 0	0- 0	HOME	0- 0	0- 0	0- 0				
0- 1	0- 0	0- 0	AWAY	0- 0	0- 0	0- 1				
0- 0	0- 0	0- 0	NEUTRAL	0- 0	0- 0	0- 0				

RPI 1-25				RPI 26-50				RPI 51-100				RPI 101+ Team's RPI: 263			
RPI	S	Opponent	Score	RPI	S	Opponent	Score	RPI	S	Opponent	Score	RPI	S	Opponent	Score
								76	A	Boston College	60	74			
												118	H	Houston	72
												131	A	Fordham	49
												171	A	Illinois	69
												174	A	Mercer	72
												192	A	Milwaukee	65
												194	H	Hampton	88
												197	A	Cornell	51
												209	H	Cal St. Fullerton	58
												234	A	Colgate	71
												256	H	Albany (NY)	58
												260	A	Hofstra	65
												285	H	Army West Point	70
												288	A	Saint Joseph's	61
LAST 12 Division I GAMES:															
131	A	Fordham	49	68	197	A	Cornell	51	60	174	A	Mercer	72	68	
209	H	Cal St. Fullerton	58	61	194	H	Hampton	88	63	256	H	Albany (NY)	58	62	
76	A	Boston College	60	74	171	A	Illinois	69	76	234	A	Colgate	71	84	
288	A	Saint Joseph's	61	68	192	A	Milwaukee	65	78						
234	A	Colgate	71	84											
118	H	Houston	72	83											

Non-Div I Games:

Columbia

Average RPI Win:	348	WON-LOST	WINNING	LAST 10	STRENGTH OF	OPP. STRENGTH	TEAM	ADJ.	CONF.	ADJ CONF.
Average RPI Loss:	176	RECORD	PCT. RANK	GAMES	SCHEDULE	OF SCHEDULE	RPI	RPI	RPI	RPI
DIV. I ONLY	1- 17	346	1-9	111	337	300	300	32	32	
DIV. I NON-CONF.	0- 12	336	0- 0	12	239	236	236	32	32	

TOTALS	RPI 1-25	RPI 26-50	W-L RECORDS	RPI 51-100	RPI 101-150	RPI 150+				
1- 17	0- 2	0- 1	OVERALL	0- 4	0- 2	1- 8				
0- 4	0- 0	0- 0	HOME	0- 0	0- 0	0- 4				
1- 12	0- 2	0- 1	AWAY	0- 4	0- 1	1- 4				
0- 1	0- 0	0- 0	NEUTRAL	0- 0	0- 1	0- 0				
0- 12	0- 2	0- 1	NON-CONFERENCE	0- 4	0- 2	0- 3				
0- 1	0- 0	0- 0	HOME	0- 0	0- 0	0- 1				
0- 10	0- 2	0- 1	AWAY	0- 4	0- 1	0- 2				
0- 1	0- 0	0- 0	NEUTRAL	0- 0	0- 1	0- 0				
1- 5	0- 0	0- 0	CONFERENCE	0- 0	0- 0	1- 5				
0- 3	0- 0	0- 0	HOME	0- 0	0- 0	0- 3				
1- 2	0- 0	0- 0	AWAY	0- 0	0- 0	1- 2				
0- 0	0- 0	0- 0	NEUTRAL	0- 0	0- 0	0- 0				

RPI 1-25				RPI 26-50				RPI 51-100				RPI 101+				Team's RPI: 300
RPI	S	Opponent	Score	RPI	S	Opponent	Score	RPI	S	Opponent	Score	RPI	S	Opponent	Score	
9	A	Mississippi St.	38 110	33	A	Ohio	62 87	58	A	Old Dominion	51 81	127	A	Minnesota	52 84	
24	A	Maryland	36 93					85	A	Virginia	41 55	147	N	UAB	61 86	
								93	A	FGCU	61 93	230	A	Marshall	67 88	
								97	A	West Virginia	37 78	233	A	Niagara	69 71	
												264	H	Norfolk St.	63 68	
												271	A	N.C. A&T	42 66	
												312	H	South Carolina St.	59 75	
												320	H	UMBC	52 57	
												338	H	Savannah St.	70 76	
												348	A	Delaware St.	71 57	
												349	A	N.C. Central	57 62	

LAST 12 Division I GAMES:																
348	A	Delaware St.	71 57	271	A	N.C. A&T	42 66									
338	H	Savannah St.	70 76	349	A	N.C. Central	57 62									
58	A	Old Dominion	51 81	312	H	South Carolina St.	59 75									
147	N	UAB	61 86	264	H	Norfolk St.	63 68									
93	A	FGCU	61 93	127	A	Minnesota	52 84									
233	A	Niagara	69 71	33	A	Ohio	62 87									

Non-Div I Games:

Coppin St.

C
o
r
n
e
l
l

C
o
r
n
e
l
l

Cornel I

Creighton				Through Games Of Jan. 25, 2019						
Average RPI	Win: 170	WON-LOST	WINNING	LAST 10	STRENGTH OF	OPP. STRENGTH	TEAM	ADJ.	CONF.	ADJ CONF.
Average RPI	Loss: 40	RECORD	PCT. RANK	GAMES	SCHEDULE	OF SCHEDULE	RPI	RPI	RPI	RPI
DIV. I ONLY		10- 9	161	6-4	37	30	68	68	5	5
DIV. I NON-CONF.		6- 5	143	0- 0	91	41	85	85	4	4

TOTALS	RPI 1-25		RPI 26-50		W-L RECORDS		RPI 51-100		RPI 101-150	RPI 150+
10- 9	0- 3		1- 4		OVERALL		2- 2		2- 0	5- 0
4- 4	0- 1		0- 3		HOME		2- 0		0- 0	2- 0
4- 5	0- 2		1- 1		AWAY		0- 2		1- 0	2- 0
2- 0	0- 0		0- 0		NEUTRAL		0- 0		1- 0	1- 0
6- 5	0- 2		0- 2		NON-CONFERENCE		1- 1		1- 0	4- 0
2- 2	0- 1		0- 1		HOME		1- 0		0- 0	1- 0
2- 3	0- 1		0- 1		AWAY		0- 1		0- 0	2- 0
2- 0	0- 0		0- 0		NEUTRAL		0- 0		1- 0	1- 0
4- 4	0- 1		1- 2		CONFERENCE		1- 1		1- 0	1- 0
2- 2	0- 0		0- 2		HOME		1- 0		0- 0	1- 0
2- 2	0- 1		1- 0		AWAY		0- 1		1- 0	0- 0
0- 0	0- 0		0- 0		NEUTRAL		0- 0		0- 0	0- 0

RPI 1-25				RPI 26-50				RPI 51-100 Team's RPI: 68				RPI 101+			
RPI	S	Opponent	Score	RPI	S	Opponent	Score	RPI	S	Opponent	Score	RPI	S	Opponent	Score
11	A	Marquette	67 85	29	H	South Dakota	65 77	79	A	UNI	55 65	107	A	St. John's (NY)	65 63
13	H	Drake	69 85	31	A	South Dakota St.	48 74	84	H	Nebraska	74 65	135	N	South Fla.	83 76
25	A	Florida St.	52 71	35	H	Butler	43 75	88	A	Seton Hall	75 82	164	N	Vanderbilt	75 55
				36	A	DePaul	85 82	95	H	Georgetown	65 38	184	H	Xavier	66 62
				45	H	Villanova	52 54					272	A	Wichita St.	83 71
LAST 12 Division I GAMES:															
				95	H	Georgetown	65 38	35	H	Butler	43 75				
				45	H	Villanova	52 54	184	H	Xavier	66 62				
				11	A	Marquette	67 85	107	A	St. John's (NY)	65 63				
				36	A	DePaul	85 82	88	A	Seton Hall	75 82				
				164	N	Vanderbilt	75 55	25	A	Florida St.	52 71				
				135	N	South Fla.	83 76	272	A	Wichita St.	83 71				

Non-Div I Games:

Creighton

Average RPI	Win:	269	WON-LOST	WINNING	LAST 10	STRENGTH OF	OPP. STRENGTH	TEAM	ADJ.	CONF.	ADJ CONF.
Average RPI	Loss:	144	RECORD	PCT. RANK	GAMES	SCHEDULE	OF SCHEDULE	RPI	RPI	RPI	RPI
DIV. I ONLY		7- 7		165	5-5	287	206	228	228	11	11
DIV. I NON-CONF.		7- 6		153	0- 1	299	245	233	233	10	10
<hr/>											
TOTALS	RPI 1-25		RPI 26-50		W-L RECORDS	RPI 51-100		RPI 101-150		RPI 150+	
7- 7	0- 0		0- 1		OVERALL	0- 3		0- 0		7- 3	
5- 1	0- 0		0- 1		HOME	0- 0		0- 0		5- 0	
2- 4	0- 0		0- 0		AWAY	0- 2		0- 0		2- 2	
0- 2	0- 0		0- 0		NEUTRAL	0- 1		0- 0		0- 1	
7- 6	0- 0		0- 1		NON-CONFERENCE	0- 2		0- 0		7- 3	
5- 1	0- 0		0- 1		HOME	0- 0		0- 0		5- 0	
2- 3	0- 0		0- 0		AWAY	0- 1		0- 0		2- 2	
0- 2	0- 0		0- 0		NEUTRAL	0- 1		0- 0		0- 1	
0- 1	0- 0		0- 0		CONFERENCE	0- 1		0- 0		0- 0	
0- 0	0- 0		0- 0		HOME	0- 0		0- 0		0- 0	
0- 1	0- 0		0- 0		AWAY	0- 1		0- 0		0- 0	
0- 0	0- 0		0- 0		NEUTRAL	0- 0		0- 0		0- 0	

RPI 1-25				RPI 26-50				RPI 51-100				RPI 101+ Team's RPI: 228			
RPI	S	Opponent	Score	RPI	S	Opponent	Score	RPI	S	Opponent	Score	RPI	S	Opponent	Score
				34	H	Buffal o	69 75	65	A	Harvard	46 56	178	H	Boston U.	64 44
								73	N	Mi ddle Tenn.	58 70	209	A	Cal St. Fullerton	62 67
								76	A	Boston Col lege	68 99	232	H	Bi nghamton	63 39
												249	A	San Diego	76 78
												269	A	Vermont	66 42
												296	H	Loyol a Maryl and	54 41
												298	H	UMass Lowell	70 54
												301	H	Fai rfi eld	59 46
												302	N	UC Santa Barbara	56 62
												310	A	New Hampshi re	62 42
<hr/>															
LAST 12 Division I GAMES:															
				310	A	New Hampshi re	62 42	302	N	UC Santa Barbara	56 62				
				34	H	Buffal o	69 75	65	A	Harvard	46 56				
				298	H	UMass Lowell	70 54	232	H	Bi nghamton	63 39				
				301	H	Fai rfi eld	59 46	76	A	Boston Col lege	68 99				
				178	H	Boston U.	64 44	209	A	Cal St. Fullerton	62 67				
				249	A	San Diego	76 78	73	N	Mi ddle Tenn.	58 70				

Non-Div I Games:

Dartmouth

D
a
v
i
d
s
o
n

Davidson				Through Games Of Jan. 25, 2019							
Average RPI	Win:	199	WON-LOST	WINNING	LAST 10	STRENGTH OF	OPP. STRENGTH	TEAM	ADJ.	CONF.	ADJ CONF.
Average RPI	Loss:	147	RECORD	PCT. RANK	GAMES	SCHEDULE	OF SCHEDULE	RPI	RPI	RPI	RPI
DIV. I ONLY			9- 8	152	6-4	157	182	145	145	17	17
DIV. I NON-CONF.			5- 7	206	0- 0	137	174	170	170	17	17

TOTALS		RPI 1-25	RPI 26-50		W-L RECORDS		RPI 51-100	RPI 101-150		RPI 150+	
9- 8	0- 1	1- 0		OVERALL		0- 1	2- 1		6- 5		
5- 2	0- 0	0- 0		HOME		0- 0	2- 1		3- 1		
4- 6	0- 1	1- 0		AWAY		0- 1	0- 0		3- 4		
0- 0	0- 0	0- 0		NEUTRAL		0- 0	0- 0		0- 0		
5- 7	0- 1	1- 0		NON-CONFERENCE		0- 1	2- 1		2- 4		
3- 1	0- 0	0- 0		HOME		0- 0	2- 1		1- 0		
2- 6	0- 1	1- 0		AWAY		0- 1	0- 0		1- 4		
0- 0	0- 0	0- 0		NEUTRAL		0- 0	0- 0		0- 0		
4- 1	0- 0	0- 0		CONFERENCE		0- 0	0- 0		4- 1		
2- 1	0- 0	0- 0		HOME		0- 0	0- 0		2- 1		
2- 0	0- 0	0- 0		AWAY		0- 0	0- 0		2- 0		
0- 0	0- 0	0- 0		NEUTRAL		0- 0	0- 0		0- 0		

RPI 1-25				RPI 26-50				RPI 51-100				RPI 101+ Team's RPI: 145			
RPI	S	Opponent	Score	RPI	S	Opponent	Score	RPI	S	Opponent	Score	RPI	S	Opponent	Score
6	A	NC State	45 75	40	A	Clemson	90 80	80	A	Princeton	57 65	103	H	Appalachian St.	78 81
												139	H	High Point	71 62
												148	H	William & Mary	76 65
												153	A	Duquesne	62 47
												163	A	Charlotte	66 78
												176	A	Rhode Island	77 67
												183	H	Massachusetts	58 70
												193	A	Elon	72 73
												196	H	George Mason	67 59
												200	A	UNC Asheville	56 69
												244	A	Gardner-Webb	49 54
												280	H	Richmond	78 55
												327	H	Presbyterian	83 56
												336	A	Charleston So.	72 34
LAST 12 Division I GAMES:															
196	H	George Mason	67 59	183	H	Massachusetts	58 70								
6	A	NC State	45 75	280	H	Richmond	78 55								
163	A	Charlotte	66 78	176	A	Rhode Island	77 67								
327	H	Presbyterian	83 56	153	A	Duquesne	62 47								
40	A	Clemson	90 80	80	A	Princeton	57 65								
193	A	Elon	72 73	139	H	High Point	71 62								

Non-Div I Games: Queens (NC) 80 47

Davidson

D
a
v
i
d
s
o
n

Average RPI Win: 173

Average RPI Loss: 85

WON-LOST
RECORDWINNING
PCT. RANKLAST 10
GAMESSTRENGTH OF
SCHEDULEOPP. STRENGTH
OF SCHEDULETEAM
RPIADJ.
RPICONF.
RPIADJ CONF.
RPIDIV. I ONLY
DIV. I NON-CONF.9- 8
5- 6152
1777-3
0- 063
13109
77108
72108
7217
1717
17

TOTALS

RPI 1-25

RPI 26-50

W-L RECORDS

RPI 51-100

RPI 101-150

RPI 150+

9- 8

0- 2

2- 1

OVERALL

1- 3

1- 0

5- 2

7- 1

0- 0

1- 0

HOME

1- 1

1- 0

4- 0

1- 6

0- 2

0- 1

AWAY

0- 1

0- 0

1- 2

1- 1

0- 0

1- 0

NEUTRAL

0- 1

0- 0

0- 0

5- 6

0- 2

2- 1

NON-CONFERENCE

1- 3

0- 0

2- 0

4- 1

0- 0

1- 0

HOME

1- 1

0- 0

2- 0

0- 4

0- 2

0- 1

AWAY

0- 1

0- 0

0- 0

1- 1

0- 0

1- 0

NEUTRAL

0- 1

0- 0

0- 0

4- 2

0- 0

0- 0

CONFERENCE

0- 0

1- 0

3- 2

3- 0

0- 0

0- 0

HOME

0- 0

1- 0

2- 0

1- 2

0- 0

0- 0

AWAY

0- 0

0- 0

1- 2

0- 0

0- 0

0- 0

NEUTRAL

0- 0

0- 0

0- 0

RPI 1-25

RPI 26-50

RPI 51-100

RPI 101+

Team's RPI: 108

RPI	S	Opponent	Score
18	A	South Carolina	55 65
24	A	Maryland	71 82

RPI	S	Opponent	Score
34	H	Buffalo	72 59
37	N	Georgia Tech	85 66
49	A	James Madison	55 68

RPI	S	Opponent	Score
54	H	Northeastern	79 84
64	A	Green Bay	35 51
75	H	Toledo	70 49
81	N	Virginia Tech	57 69

RPI	S	Opponent	Score
131	H	Fordham	72 50
183	H	Massachusetts	75 47
189	A	George Washington	45 46
198	A	Saint Louis	65 68
234	H	Colgate	67 58
246	A	St. Bonaventure	62 49
276	H	La Salle	84 45
341	H	Evansville	69 30

LAST 12 Division I GAMES:

183	H	Massachusetts	75 47
276	H	La Salle	84 45
37	N	Georgia Tech	85 66
81	N	Virginia Tech	57 69
341	H	Evansville	69 30
34	H	Buffalo	72 59
198	A	Saint Louis	65 68
131	H	Fordham	72 50
246	A	St. Bonaventure	62 49
189	A	George Washington	45 46
49	A	James Madison	55 68
18	A	South Carolina	55 65

Non-Div I Games:

Dayton

Loss,
 Non-Conf,
 S Site,
 H Home
A Away
 N Neutral

DePaul

Through Games Of Jan. 25, 2019

Average RPI Win: 134

Average RPI Loss: 31

WON-LOST RECORD

WINNING PCT. RANK

LAST 10 GAMES

STRENGTH OF SCHEDULE

OPP. STRENGTH OF SCHEDULE

TEAM RPI

ADJ. RPI

CONF. RPI

ADJ CONF. RPI

DIV. I ONLY

DIV. I NON-CONF.

14- 6

9- 3

71

61

7-3

0- 0

44

94

10

10

36

38

36

38

5

4

5

4

TOTALS

RPI 1-25

RPI 26-50

W-L RECORDS

RPI 51-100

RPI 101-150

RPI 150+

14- 6

0- 4

3- 0

OVERALL

5- 2

2- 0

4- 0

7- 3

0- 1

0- 0

HOME

3- 2

1- 0

3- 0

5- 2

0- 2

2- 0

AWAY

1- 0

1- 0

1- 0

2- 1

0- 1

1- 0

NEUTRAL

1- 0

0- 0

0- 0

9- 3

0- 3

1- 0

NON-CONFERENCE

3- 0

1- 0

4- 0

5- 1

0- 1

0- 0

HOME

2- 0

0- 0

3- 0

2- 1

0- 1

0- 0

AWAY

0- 0

1- 0

1- 0

2- 1

0- 1

1- 0

NEUTRAL

1- 0

0- 0

0- 0

5- 3

0- 1

2- 0

CONFERENCE

2- 2

1- 0

0- 0

2- 2

0- 0

0- 0

HOME

1- 2

1- 0

0- 0

3- 1

0- 1

2- 0

AWAY

1- 0

0- 0

0- 0

0- 0

0- 0

0- 0

NEUTRAL

0- 0

0- 0

0- 0

RPI 1-25

RPI 26-50

Team's RPI: 36

RPI 51-100

RPI 101+

RPI S Opponent Score

1 H Notre Dame 77 101

7 A UConn 63 99

8 N Syracuse 81 83

11 A Marquette 63 96

RPI S Opponent Score

35 A Butler 86 78

42 N Kansas St. 79 59

45 A Villanova 66 59

RPI S Opponent Score

64 H Green Bay 73 64

68 H Creighton 82 85

69 H Northwestern 76 60

80 N Princeton 82 67

88 H Seton Hall 73 84

90 H Providence 88 62

95 A Georgetown 69 64

RPI S Opponent Score

107 H St. John's (NY) 73 64

142 A Oklahoma 87 76

226 A Loyola Chi cago 102 76

231 H Temple 102 88

307 H Tennessee St. 95 73

338 H Savannah St. 124 61

LAST 12 Division I GAMES:

95 A Georgetown 69 64

11 A Marquette 63 96

90 H Providence 88 62

68 H Creighton 82 85

226 A Loyola Chi cago 102 76

307 H Tennessee St. 95 73

35 A Butler 86 78

88 H Seton Hall 73 84

107 H St. John's (NY) 73 64

45 A Villanova 66 59

142 A Oklahoma 87 76

69 H Northwestern 76 60

DePaul

DePaul

Non-Div I Games:

DePaul

Loss, Non-Conf, S Site, H Home A Away N Neutral

Page 66

Delaware

Del aware				Through Games Of Jan. 25, 2019							
Average RPI	Win:	257	WON-LOST	WINNING	LAST 10	STRENGTH OF	OPP. STRENGTH	TEAM	ADJ.	CONF.	ADJ CONF.
Average RPI	Loss:	103	RECORD	PCT. RANK	GAMES	SCHEDULE	OF SCHEDULE	RPI	RPI	RPI	RPI
DIV. I ONLY			7- 11	232	4-6	62	277	181	181	10	10
DIV. I NON-CONF.			5- 7	206	1- 0	117	325	198	198	13	13

TOTALS		RPI 1-25		RPI 26-50		W-L RECORDS	RPI 51-100	RPI 101-150		RPI 150+	
7- 11		0- 2		0- 1		OVERALL	0- 2	1- 2		6- 4	
3- 5		0- 2		0- 1		HOME	0- 0	1- 2		2- 0	
2- 4		0- 0		0- 0		AWAY	0- 2	0- 0		2- 2	
2- 2		0- 0		0- 0		NEUTRAL	0- 0	0- 0		2- 2	
5- 7		0- 2		0- 0		NON-CONFERENCE	0- 1	0- 0		5- 4	
2- 2		0- 2		0- 0		HOME	0- 0	0- 0		2- 0	
1- 3		0- 0		0- 0		AWAY	0- 1	0- 0		1- 2	
2- 2		0- 0		0- 0		NEUTRAL	0- 0	0- 0		2- 2	
2- 4		0- 0		0- 1		CONFERENCE	0- 1	1- 2		1- 0	
1- 3		0- 0		0- 1		HOME	0- 0	1- 2		0- 0	
1- 1		0- 0		0- 0		AWAY	0- 1	0- 0		1- 0	
0- 0		0- 0		0- 0		NEUTRAL	0- 0	0- 0		0- 0	

Delaware

RPI 1-25				RPI 26-50				RPI 51-100				RPI 101+				Team's RPI: 181
RPI	S	Opponent	Score	RPI	S	Opponent	Score	RPI	S	Opponent	Score	RPI	S	Opponent	Score	
17	H	UCF	60 71	49	H	James Madison	43 68	54	A	Northeastern	62 75	101	H	Towson	48 56	
24	H	Maryland	53 77					79	A	UNI	67 79	121	H	Drexel	40 57	
												134	H	UNCW	65 53	
												151	N	Montana St.	60 69	
												167	N	Bradley	47 59	
												178	A	Boston U.	61 72	
												196	A	George Mason	46 72	
												201	N	Nicholls St.	71 56	
												244	H	Gardner-Webb	69 45	
												260	A	Hofstra	78 59	
												288	H	Saint Joseph's	48 39	
												326	N	Lafayette	65 47	
												348	A	Delaware St.	85 77	

LAST 12 Division I GAMES:																
260	A	Hofstra	78 59	326	N	Lafayette	65 47									
121	H	Drexel	40 57	201	N	Nicholls St.	71 56									
101	H	Towson	48 56	134	H	UNCW	65 53									
49	H	James Madison	43 68	54	A	Northeastern	62 75									
288	H	Saint Joseph's	48 39	244	H	Gardner-Webb	69 45									
24	H	Maryland	53 77	17	H	UCF	60 71									

Non-Div I Games:

Del aware

Average RPI Win:	349	WON-LOST	WINNING	LAST 10	STRENGTH OF	OPP. STRENGTH	TEAM	ADJ.	CONF.	ADJ CONF.
Average RPI Loss:	215	RECORD	PCT. RANK	GAMES	SCHEDULE	OF SCHEDULE	RPI	RPI	RPI	RPI
DIV. I ONLY	1- 14	341	1-9	314	334	348	348	32	32	
DIV. I NON-CONF.	0- 9	336	0- 0	177	255	335	335	32	32	
<hr/>										
TOTALS	RPI 1-25	RPI 26-50	W-L RECORDS	RPI 51-100	RPI 101-150	RPI 150+				
1- 14	0- 0	0- 1	OVERALL	0- 0	0- 2	1- 11				
1- 4	0- 0	0- 1	HOME	0- 0	0- 0	1- 3				
0- 10	0- 0	0- 0	AWAY	0- 0	0- 2	0- 8				
0- 0	0- 0	0- 0	NEUTRAL	0- 0	0- 0	0- 0				
0- 9	0- 0	0- 1	NON-CONFERENCE	0- 0	0- 2	0- 6				
0- 2	0- 0	0- 1	HOME	0- 0	0- 0	0- 1				
0- 7	0- 0	0- 0	AWAY	0- 0	0- 2	0- 5				
0- 0	0- 0	0- 0	NEUTRAL	0- 0	0- 0	0- 0				
1- 5	0- 0	0- 0	CONFERENCE	0- 0	0- 0	1- 5				
1- 2	0- 0	0- 0	HOME	0- 0	0- 0	1- 2				
0- 3	0- 0	0- 0	AWAY	0- 0	0- 0	0- 3				
0- 0	0- 0	0- 0	NEUTRAL	0- 0	0- 0	0- 0				

RPI 1-25				RPI 26-50				RPI 51-100				RPI 101+ Team's RPI: 348			
RPI	S	Opponent	Score	RPI	S	Opponent	Score	RPI	S	Opponent	Score	RPI	S	Opponent	Score
				49	H	James Madison	57 103					107	A	St. John's (NY)	44 82
												137	A	VCU	55 97
												181	H	Delaware	77 85
												184	A	Xavier	59 80
												197	A	Cornell	59 94
												230	A	Marshall	63 75
												231	A	Temple	61 75
												243	A	Robert Morris	63 64
												264	A	Norfolk St.	50 63
												271	H	N. C. A&T	47 67
												275	A	Bethune-Cookman	55 67
												300	H	Coppin St.	57 71
												345	A	Florida A&M	52 57
												349	H	N. C. Central	71 61
<hr/>															
LAST 12 Division I GAMES:															
				300	H	Coppin St.	57 71	345	A	Florida A&M	52 57				
				264	A	Norfolk St.	50 63	275	A	Bethune-Cookman	55 67				
				137	A	VCU	55 97	349	H	N. C. Central	71 61				
				230	A	Marshall	63 75	271	H	N. C. A&T	47 67				
				243	A	Robert Morris	63 64	184	A	Xavier	59 80				
				197	A	Cornell	59 94	107	A	St. John's (NY)	44 82				

Non-Div I Games: Post 65 53 Cheyney 79 59

Delaware St.

Average RPI Win:	183	WON-LOST	WINNING	LAST 10	STRENGTH OF	OPP. STRENGTH	TEAM	ADJ.	CONF.	ADJ CONF.
Average RPI Loss:	145	RECORD	PCT. RANK	GAMES	SCHEDULE	OF SCHEDULE	RPI	RPI	RPI	RPI
DIV. I ONLY	12- 8	118	5-5	216	116	149	149	18	18	
DIV. I NON-CONF.	7- 6	153	0- 0	225	71	176	176	16	16	

TOTALS	RPI 1-25	RPI 26-50	W-L RECORDS	RPI 51-100	RPI 101-150	RPI 150+				
12- 8	0- 0	1- 1	OVERALL	1- 2	2- 1	8- 4				
10- 1	0- 0	1- 0	HOME	1- 0	2- 0	6- 1				
2- 7	0- 0	0- 1	AWAY	0- 2	0- 1	2- 3				
0- 0	0- 0	0- 0	NEUTRAL	0- 0	0- 0	0- 0				
7- 6	0- 0	0- 0	NON-CONFERENCE	1- 2	2- 1	4- 3				
6- 1	0- 0	0- 0	HOME	1- 0	2- 0	3- 1				
1- 5	0- 0	0- 0	AWAY	0- 2	0- 1	1- 2				
0- 0	0- 0	0- 0	NEUTRAL	0- 0	0- 0	0- 0				
5- 2	0- 0	1- 1	CONFERENCE	0- 0	0- 0	4- 1				
4- 0	0- 0	1- 0	HOME	0- 0	0- 0	3- 0				
1- 2	0- 0	0- 1	AWAY	0- 0	0- 0	1- 1				
0- 0	0- 0	0- 0	NEUTRAL	0- 0	0- 0	0- 0				

RPI 1-25				RPI 26-50				RPI 51-100				RPI 101+ Team's RPI: 149			
RPI	S	Opponent	Score	RPI	S	Opponent	Score	RPI	S	Opponent	Score	RPI	S	Opponent	Score
29	H	South Dakota	104 99	29	H	South Dakota	104 99	70	H	Lamar University	117 110	105	H	American	83 54
31	A	South Dakota St.	59 76	31	A	South Dakota St.	59 76	77	A	Wyoming	74 78	109	A	Northern Colo.	66 74
								84	A	Nebraska	71 96	112	H	Loyola Marymount	104 75
												169	H	Oral Roberts	93 76
												179	A	New Mexico St.	64 66
												190	H	UMKC	92 75
												214	A	Colorado St.	79 84
												218	A	Southern Utah	71 70
												219	H	Air Force	92 66
												220	H	North Dakota	87 66
												221	H	Samford	83 87
												242	A	Western Ill.	78 87
												246	H	St. Bonaventure	76 62
												303	H	North Dakota St.	81 54
												317	A	Omaha	95 68
LAST 12 Division I GAMES:															
29	H	South Dakota	104 99	169	H	Oral Roberts	93 76								
242	A	Western Ill.	78 87	303	H	North Dakota St.	81 54								
317	A	Omaha	95 68	31	A	South Dakota St.	59 76								
214	A	Colorado St.	79 84	220	H	North Dakota	87 66								
221	H	Samford	83 87	179	A	New Mexico St.	64 66								
84	A	Nebraska	71 96	218	A	Southern Utah	71 70								

Non-Div I Games:

Denver

Average RPI Win:	336	WON-LOST	WINNING	LAST 10	STRENGTH OF	OPP. STRENGTH	TEAM	ADJ.	CONF.	ADJ CONF.
Average RPI Loss:	185	RECORD	PCT. RANK	GAMES	SCHEDULE	OF SCHEDULE	RPI	RPI	RPI	RPI
DIV. I ONLY	2- 16	337	1-9	300	225	333	333	20	20	
DIV. I NON-CONF.	1- 9	326	0- 0	256	262	328	328	19	19	
TOTALS	RPI 1-25	RPI 26-50	W-L RECORDS	RPI 51-100	RPI 101-150	RPI 150+				
2- 16	0- 0	0- 0	OVERALL	0- 4	0- 3	2- 9				
0- 7	0- 0	0- 0	HOME	0- 2	0- 1	0- 4				
2- 9	0- 0	0- 0	AWAY	0- 2	0- 2	2- 5				
0- 0	0- 0	0- 0	NEUTRAL	0- 0	0- 0	0- 0				
1- 9	0- 0	0- 0	NON-CONFERENCE	0- 3	0- 1	1- 5				
0- 3	0- 0	0- 0	HOME	0- 1	0- 0	0- 2				
1- 6	0- 0	0- 0	AWAY	0- 2	0- 1	1- 3				
0- 0	0- 0	0- 0	NEUTRAL	0- 0	0- 0	0- 0				
1- 7	0- 0	0- 0	CONFERENCE	0- 1	0- 2	1- 4				
0- 4	0- 0	0- 0	HOME	0- 1	0- 1	0- 2				
1- 3	0- 0	0- 0	AWAY	0- 0	0- 1	1- 2				
0- 0	0- 0	0- 0	NEUTRAL	0- 0	0- 0	0- 0				

RPI S Opponent	Score	RPI S Opponent	Score	RPI S Opponent	Score	RPI S Opponent	Score
63 A Michigan	62 95	64 H Green Bay	40 65	75 A Toledo	60 77	92 H Miami (OH)	59 78
111 A Ohio St.	41 55	122 H Youngstown St.	59 85	138 A IUPUI	47 82	188 A Eastern Mich.	53 60
192 H Milwaukee	44 62	226 A Loyola Chicago	43 52	239 A Bowling Green	73 79	261 H Cleveland St.	49 67
287 A Northern Ky.	56 68	290 H Western Mich.	44 54	293 A Oakland	67 74	317 H Omaha	42 51
331 A UIC	42 36	340 A Manhattan	58 56				
LAST 12 Division I GAMES:							
138 A IUPUI	47 82	287 A Northern Ky.	56 68	192 H Milwaukee	44 62	64 H Green Bay	40 65
293 A Oakland	67 74	290 H Western Mich.	44 54	317 H Omaha	42 51	331 A UIC	42 36
261 H Cleveland St.	49 67	340 A Manhattan	58 56				
122 H Youngstown St.	59 85						
75 A Toledo	60 77						
239 A Bowling Green	73 79						

Non-Div I Games: Mich. -Dearborn 68 60

Detroit Mercy

Average RPI Win: 134

Average RPI Loss: 14

WON-LOST
RECORDWINNING
PCT. RANKLAST 10
GAMESSTRENGTH OF
SCHEDULEOPP. STRENGTH
OF SCHEDULETEAM
RPIADJ.
RPICONF.
RPIADJ CONF.
RPIDIV. I ONLY
DIV. I NON-CONF.13- 4
7- 441
1097-3
1- 014
829
113
1213
1212
1412
14

TOTALS

RPI 1-25

RPI 26-50

W-L RECORDS

RPI 51-100

RPI 101-150

RPI 150+

13- 4

2- 3

1- 1

OVERALL

3- 0

0- 0

7- 0

4- 1

0- 1

1- 0

HOME

0- 0

0- 0

3- 0

7- 2

0- 1

0- 1

AWAY

3- 0

0- 0

4- 0

2- 1

2- 1

0- 0

NEUTRAL

0- 0

0- 0

0- 0

7- 4

2- 3

1- 1

NON-CONFERENCE

2- 0

0- 0

2- 0

2- 1

0- 1

1- 0

HOME

0- 0

0- 0

1- 0

3- 2

0- 1

0- 1

AWAY

2- 0

0- 0

1- 0

2- 1

2- 1

0- 0

NEUTRAL

0- 0

0- 0

0- 0

6- 0

0- 0

0- 0

CONFERENCE

1- 0

0- 0

5- 0

2- 0

0- 0

0- 0

HOME

0- 0

0- 0

2- 0

4- 0

0- 0

0- 0

AWAY

1- 0

0- 0

3- 0

0- 0

0- 0

0- 0

NEUTRAL

0- 0

0- 0

0- 0

RPI 1-25

Team's RPI: 13

RPI	S	Opponent	Score
1	N	Notre Dame	64 82
10	H	Iowa	82 91
12	A	Iowa St.	81 86
16	N	Rutgers	69 59
18	N	South Carolina	90 85

RPI 26-50

RPI	S	Opponent	Score
29	H	South Dakota	76 64
31	A	South Dakota St.	71 80

RPI 51-100

RPI	S	Opponent	Score
68	A	Creighton	85 69
79	A	UNI	88 64
84	A	Nebraska	83 77

RPI 101+

RPI	S	Opponent	Score
156	A	Indiana St.	70 68
161	H	CSUN	73 63
167	A	Bradley	92 63
182	A	Illinois St.	82 64
226	H	Loyola Chi cago	69 60
242	A	Western Ill.	98 71
309	H	Val parai so	84 53

LAST 12 Division I GAMES:

309	H	Val parai so	84 53	18	N	South Carolina	90 85
226	H	Loyola Chi cago	69 60	1	N	Notre Dame	64 82
182	A	Illinois St.	82 64	156	A	Indiana St.	70 68
167	A	Bradley	92 63	79	A	UNI	88 64
10	H	Iowa	82 91	31	A	South Dakota St.	71 80
12	A	Iowa St.	81 86	68	A	Creighton	85 69

Non-Div I Games:

Clarke

91 43

Drake

Average RPI Win: 233

Average RPI Loss: 78

WON-LOST
RECORDWINNING
PCT. RANKLAST 10
GAMESSTRENGTH OF
SCHEDULEOPP. STRENGTH
OF SCHEDULETEAM
RPIADJ.
RPICONF.
RPIADJ CONF.
RPIDIV. I ONLY
DIV. I NON-CONF.12- 5
8- 367
726-4
1- 0170
213219
266121
119121
11910
1310
13

TOTALS

RPI 1-25

RPI 26-50

W-L RECORDS

RPI 51-100

RPI 101-150

RPI 150+

12- 5

0- 0

0- 1

OVERALL

2- 3

0- 1

10- 0

4- 4

0- 0

0- 1

HOME

1- 2

0- 1

3- 0

7- 0

0- 0

0- 0

AWAY

1- 0

0- 0

6- 0

1- 1

0- 0

0- 0

NEUTRAL

0- 1

0- 0

1- 0

8- 3

0- 0

0- 0

NON-CONFERENCE

1- 3

0- 0

7- 0

3- 2

0- 0

0- 0

HOME

1- 2

0- 0

2- 0

4- 0

0- 0

0- 0

AWAY

0- 0

0- 0

4- 0

1- 1

0- 0

0- 0

NEUTRAL

0- 1

0- 0

1- 0

4- 2

0- 0

0- 1

CONFERENCE

1- 0

0- 1

3- 0

1- 2

0- 0

0- 1

HOME

0- 0

0- 1

1- 0

3- 0

0- 0

0- 0

AWAY

1- 0

0- 0

2- 0

0- 0

0- 0

0- 0

NEUTRAL

0- 0

0- 0

0- 0

RPI 1-25

RPI 26-50

RPI 51-100

RPI 101+

Team's RPI: 121

RPI S Opponent Score

RPI S Opponent Score

RPI S Opponent Score

RPI S Opponent Score

49 H James Madison 35 51

54 A Northeastern 61 59

101 H Towson 54 55

56 H Bucknell 64 42

181 A Delaware 57 40

60 H Quinnipiac 52 56

244 H Gardner-Webb 65 48

82 N Wright St. 63 71

252 N Siena 51 39

96 H Penn 39 55

260 A Hofstra 61 49

269 A Vermont 60 44

276 A La Salle 58 43

280 A Richmond 58 35

288 H Saint Joseph's 51 34

291 H Col. of Charleston 76 53

340 A Manhattan 53 39

LAST 12 Division I GAMES:

181 A Delaware 57 40

269 A Vermont 60 44

49 H James Madison 35 51

291 H Col. of Charleston 76 53

101 H Towson 54 55

260 A Hofstra 61 49

280 A Richmond 58 35

54 A Northeastern 61 59

96 H Penn 39 55

82 N Wright St. 63 71

244 H Gardner-Webb 65 48

340 A Manhattan 53 39

D
r
e
x
e
lD
r
e
x
e
l

Non-Div I Games:

Drexel

Loss, Non-Conf, S Site, H Home A Away N Neutral

Average RPI Win:	154	WON-LOST	WINNING	LAST 10	STRENGTH OF	OPP. STRENGTH	TEAM	ADJ.	CONF.	ADJ CONF.
Average RPI Loss:	40	RECORD	PCT. RANK	GAMES	SCHEDULE	OF SCHEDULE	RPI	RPI	RPI	RPI
DIV. I ONLY	9- 9	165	4-6	9	35	51	51	1	1	
DIV. I NON-CONF.	8- 4	91	0- 1	59	59	45	45	1	1	

TOTALS	RPI 1-25	RPI 26-50	W-L RECORDS	RPI 51-100	RPI 101-150	RPI 150+				
9- 9	0- 3	0- 4	OVERALL	2- 1	2- 1	5- 0				
6- 2	0- 1	0- 1	HOME	1- 0	2- 0	3- 0				
2- 5	0- 2	0- 2	AWAY	1- 1	0- 0	1- 0				
1- 2	0- 0	0- 1	NEUTRAL	0- 0	0- 1	1- 0				
8- 4	0- 0	0- 2	NON-CONFERENCE	2- 1	1- 1	5- 0				
5- 0	0- 0	0- 0	HOME	1- 0	1- 0	3- 0				
2- 2	0- 0	0- 1	AWAY	1- 1	0- 0	1- 0				
1- 2	0- 0	0- 1	NEUTRAL	0- 0	0- 1	1- 0				
1- 5	0- 3	0- 2	CONFERENCE	0- 0	1- 0	0- 0				
1- 2	0- 1	0- 1	HOME	0- 0	1- 0	0- 0				
0- 3	0- 2	0- 1	AWAY	0- 0	0- 0	0- 0				
0- 0	0- 0	0- 0	NEUTRAL	0- 0	0- 0	0- 0				

RPI	S	Opponent	Score	RPI	S	Opponent	Score	RPI	S	Opponent	Score	RPI	S	Opponent	Score
3	H	Louisville	51 73	30	H	Miami (FL)	50 58	59	A	Maine	66 63	115	N	Washington	64 71
6	A	NC State	51 63	37	A	Georgia Tech	64 70	69	A	Northwestern	58 84	117	H	Wake Forest	66 52
25	A	Florida St.	62 66	38	N	Missouri	54 62	93	H	FGCU	57 41	128	H	Marist	64 56
				41	A	Oregon St.	57 71					175	N	Ball St.	79 62

LAST 12 Division I GAMES:															
				30	H	Miami (FL)	50 58	38	N	Missouri	54 62				
				37	A	Georgia Tech	64 70	175	N	Ball St.	79 62				
				3	H	Louisville	51 73	117	H	Wake Forest	66 52				
				6	A	NC State	51 63	25	A	Florida St.	62 66				
				93	H	FGCU	57 41	41	A	Oregon St.	57 71				
				224	H	East Carolina	83 66	216	H	UNLV	66 38				

Non-Div I Games:

Duke

Average RPI Loss: 89

DIV. I ONLY	11- 8	130	6-4	212	81	153	153	17	17
DIV. I NON-CONF.	6- 7	172	0- 0	119	31	138	138	17	17
TOTALS	RPI 1-25	RPI 26-50	W-L RECORDS	RPI 51-100	RPI 101-150	RPI 150+			
11- 8	0- 3	0- 0	OVERALL	2- 2	0- 2	9- 1			
5- 3	0- 1	0- 0	HOME	0- 0	0- 2	5- 0			
6- 3	0- 1	0- 0	AWAY	2- 2	0- 0	4- 0			
0- 2	0- 1	0- 0	NEUTRAL	0- 0	0- 0	0- 1			
6- 7	0- 3	0- 0	NON-CONFERENCE	2- 2	0- 1	4- 1			
3- 2	0- 1	0- 0	HOME	0- 0	0- 1	3- 0			
3- 3	0- 1	0- 0	AWAY	2- 2	0- 0	1- 0			
0- 2	0- 1	0- 0	NEUTRAL	0- 0	0- 0	0- 1			
5- 1	0- 0	0- 0	CONFERENCE	0- 0	0- 1	5- 0			
2- 1	0- 0	0- 0	HOME	0- 0	0- 1	2- 0			
3- 0	0- 0	0- 0	AWAY	0- 0	0- 0	3- 0			
0- 0	0- 0	0- 0	NEUTRAL	0- 0	0- 0	0- 0			

RPI 1-25					RPI 26-50					RPI 51-100					RPI 101+					Team's RPI: 153	
RPI	S	Opponent	Score		RPI	S	Opponent	Score		RPI	S	Opponent	Score		RPI	S	Opponent	Score			
8	N	Syracuse	71	87						62	A	TCU	48	61	116	H	Pittsburgh	58	66		
17	H	UCF	63	71						75	A	Toledo	52	65	145	H	Davidson	47	62		
23	A	Texas	41	78						86	A	Kent St.	77	72	196	A	George Mason	60	57		
										98	A	Penn St.	64	58	231	H	Temple	54	53		
															236	H	Mt. St. Mary's	73	64		
															246	A	St. Bonaventure	60	54		
															259	H	ETSU	66	58		
															262	A	Saint Francis (PA)	93	73		
															267	N	Liberty	51	55		
															276	A	La Salle	66	62		
															280	H	Richmond	80	54		
															288	H	Saint Joseph's	81	73		
LAST 12 Division I GAMES:																					
					145	H	Davidson	47	62	276	A	La Salle	66	62							
					246	A	St. Bonaventure	60	54	280	H	Richmond	80	54							
					231	H	Temple	54	53	288	H	Saint Joseph's	81	73							
					116	H	Pittsburgh	58	66	196	A	George Mason	60	57							
					267	N	Liberty	51	55	259	H	ETSU	66	58							
					8	N	Syracuse	71	87	17	H	UCF	63	71							

Non-Div I Games:

Duquesne

Average RPI Win: 224	WON-LOST RECORD	WINNING PCT. RANK	LAST 10 GAMES	STRENGTH OF SCHEDULE	OPP. STRENGTH OF SCHEDULE	TEAM RPI	ADJ. RPI	CONF. RPI	ADJ. CONF. RPI
Average RPI Loss: 122									
DIV. I ONLY	4- 16	307	3-7	74	168	259	259	24	24
DIV. I NON-CONF.	2- 14	319	0- 2	41	142	252	252	25	25

TOTALS	RPI 1-25	RPI 26-50	W-L RECORDS	RPI 51-100	RPI 101-150	RPI 150+			
4- 16	0- 2	0- 1	OVERALL	0- 2	1- 7	3- 4			
4- 4	0- 0	0- 0	HOME	0- 1	1- 2	3- 1			
0- 9	0- 0	0- 1	AWAY	0- 1	0- 4	0- 3			
0- 3	0- 2	0- 0	NEUTRAL	0- 0	0- 1	0- 0			
2- 14	0- 2	0- 1	NON-CONFERENCE	0- 2	1- 6	1- 3			
2- 4	0- 0	0- 0	HOME	0- 1	1- 2	1- 1			
0- 7	0- 0	0- 1	AWAY	0- 1	0- 3	0- 2			
0- 3	0- 2	0- 0	NEUTRAL	0- 0	0- 1	0- 0			
2- 2	0- 0	0- 0	CONFERENCE	0- 0	0- 1	2- 1			
2- 0	0- 0	0- 0	HOME	0- 0	0- 0	2- 0			
0- 2	0- 0	0- 0	AWAY	0- 0	0- 1	0- 1			
0- 0	0- 0	0- 0	NEUTRAL	0- 0	0- 0	0- 0			

RPI 1-25				RPI 26-50				RPI 51-100				RPI 101+ Team's RPI: 259			
RPI	S	Opponent	Score	RPI	S	Opponent	Score	RPI	S	Opponent	Score	RPI	S	Opponent	Score
16	N	Rutgers	44 68	28	A	Michigan St.	53 75	53	A	Tennessee	61 80	102	A	Cincinnati	64 77
18	N	South Carolina	55 101					99	H	Troy	66 84	103	H	Appalachian St.	95 64
												118	H	Houston	77 84
												124	N	Western Ky.	68 82
												132	A	Chattanooga	67 76
												136	A	South Alabama	74 81
												139	H	High Point	65 73
												146	A	Radford	64 79
												153	A	Duquesne	58 66
												200	A	UNC Asheville	55 56
												221	A	Samford	58 79
												250	H	Furman	75 70
												267	H	Liberty	86 89
												271	H	N.C. A&T	61 56
												273	H	Wofford	92 79

LAST 12 Division I GAMES:															
250	H	Furman	75 70	16	N	Rutgers	44 68	124	N	Western Ky.	68 82	221	A	Samford	58 79
132	A	Chattanooga	67 76	273	H	Wofford	92 79	200	A	UNC Asheville	55 56	267	H	Liberty	86 89
139	H	High Point	65 73												
53	A	Tennessee	61 80												
153	A	Duquesne	58 66												
271	H	N.C. A&T	61 56												

Non-Div I Games:

ETSU

Average RPI Win:	275	WON-LOST	WINNING	LAST 10	STRENGTH OF	OPP. STRENGTH	TEAM	ADJ.	CONF.	ADJ CONF.
Average RPI Loss:	120	RECORD	PCT. RANK	GAMES	SCHEDULE	OF SCHEDULE	RPI	RPI	RPI	RPI
DIV. I ONLY	10- 8	141	4-6	265	234	224	224	9	9	
DIV. I NON-CONF.	9- 4	85	0- 0	325	282	210	210	9	9	

TOTALS	RPI 1-25	RPI 26-50	W-L RECORDS	RPI 51-100	RPI 101-150	RPI 150+				
10- 8	0- 1	0- 0	OVERALL	0- 2	1- 3	9- 2				
8- 3	0- 1	0- 0	HOME	0- 0	1- 2	7- 0				
0- 5	0- 0	0- 0	AWAY	0- 2	0- 1	0- 2				
2- 0	0- 0	0- 0	NEUTRAL	0- 0	0- 0	2- 0				
9- 4	0- 0	0- 0	NON-CONFERENCE	0- 1	1- 2	8- 1				
7- 1	0- 0	0- 0	HOME	0- 0	1- 1	6- 0				
0- 3	0- 0	0- 0	AWAY	0- 1	0- 1	0- 1				
2- 0	0- 0	0- 0	NEUTRAL	0- 0	0- 0	2- 0				
1- 4	0- 1	0- 0	CONFERENCE	0- 1	0- 1	1- 1				
1- 2	0- 1	0- 0	HOME	0- 0	0- 1	1- 0				
0- 2	0- 0	0- 0	AWAY	0- 1	0- 0	0- 1				
0- 0	0- 0	0- 0	NEUTRAL	0- 0	0- 0	0- 0				

RPI 1-25				RPI 26-50				RPI 51-100				RPI 101+				Team's RPI: 224
RPI	S	Opponent	Score	RPI	S	Opponent	Score	RPI	S	Opponent	Score	RPI	S	Opponent	Score	
17	H	UCF	58 61					51	A	Duke	66 83	117	H	Wake Forest	70 61	
								91	A	Tulane	57 68	130	H	Tulsa	55 75	
												134	H	UNCW	68 71	
												148	A	William & Mary	43 63	
												163	A	Charlotte	46 52	
												222	A	Memphis	46 58	
												225	H	UMES	84 69	
												245	H	Monmouth	73 67	
												267	H	Liberty	66 63	
												272	H	Wichita St.	78 56	
												289	H	Kennesaw St.	68 56	
												312	N	South Carolina St.	71 63	
												339	H	Grand Canyon	59 47	
												342	H	USC Upstate	63 53	
												346	N	Longwood	61 52	

LAST 12 Division I GAMES:																
				91	A	Tulane	57 68	17	H	UCF	58 61					
				134	H	UNCW	68 71	222	A	Memphis	46 58					
				51	A	Duke	66 83	130	H	Tulsa	55 75					
				312	N	South Carolina St.	71 63	272	H	Wichita St.	78 56					
				346	N	Longwood	61 52	267	H	Liberty	66 63					
				342	H	USC Upstate	63 53	163	A	Charlotte	46 52					

Non-Div I Games:

East Carolina

Average RPI Win:	230	WON-LOST	WINNING	LAST 10	STRENGTH OF	OPP. STRENGTH	TEAM	ADJ.	CONF.	ADJ CONF.
Average RPI Loss:	175	RECORD	PCT. RANK	GAMES	SCHEDULE	OF SCHEDULE	RPI	RPI	RPI	RPI
DIV. I ONLY	5- 10	254	4-6	155	330	254	254	22	22	
DIV. I NON-CONF.	3- 5	227	0- 0	202	264	220	220	20	20	

TOTALS	RPI 1-25	RPI 26-50	W-L RECORDS	RPI 51-100	RPI 101-150	RPI 150+				
5- 10	0- 0	0- 1	OVERALL	0- 0	1- 3	4- 6				
4- 2	0- 0	0- 0	HOME	0- 0	1- 0	3- 2				
0- 8	0- 0	0- 1	AWAY	0- 0	0- 3	0- 4				
1- 0	0- 0	0- 0	NEUTRAL	0- 0	0- 0	1- 0				
3- 5	0- 0	0- 1	NON-CONFERENCE	0- 0	0- 1	3- 3				
2- 0	0- 0	0- 0	HOME	0- 0	0- 0	2- 0				
0- 5	0- 0	0- 1	AWAY	0- 0	0- 1	0- 3				
1- 0	0- 0	0- 0	NEUTRAL	0- 0	0- 0	1- 0				
2- 5	0- 0	0- 0	CONFERENCE	0- 0	1- 2	1- 3				
2- 2	0- 0	0- 0	HOME	0- 0	1- 0	1- 2				
0- 3	0- 0	0- 0	AWAY	0- 0	0- 2	0- 1				
0- 0	0- 0	0- 0	NEUTRAL	0- 0	0- 0	0- 0				

RPI	S	Opponent	Score	RPI	S	Opponent	Score	RPI	S	Opponent	Score	RPI	S	Opponent	Score	Team's RPI: 254
35	A	Butler	37	72								110	A	Northern Ill.	59	78
												113	A	Tennessee Tech	88	99
												133	A	UT Martin	66	90
												133	H	UT Martin	77	71
												156	H	Indiana St.	63	39
												166	A	Southern Ill.	59	73
												167	A	Bradley	64	67
												204	A	Jacksonville St.	49	78
												213	H	SIUE	56	65
												242	N	Western Ill.	64	62
												286	H	Murray St.	75	67
												304	H	Austin Peay	60	73
												309	A	Valparaiso	60	62
												335	H	Purdue Fort Wayne	72	63
LAST 12 Division I GAMES:																
204	A	Jacksonville St.	49	78	133	A	UT Martin	66	90							
213	H	SIUE	56	65	304	H	Austin Peay	60	73							
133	H	UT Martin	77	71	286	H	Murray St.	75	67							
156	H	Indiana St.	63	39	113	A	Tennessee Tech	88	99							
110	A	Northern Ill.	59	78	242	N	Western Ill.	64	62							
166	A	Southern Ill.	59	73	309	A	Valparaiso	60	62							

Non-Div I Games: Lincoln Christian 97 34 Eureka 104 48 Oakland City 102 43

Eastern III.

Average RPI Win:	0	WON-LOST	WINNING	LAST 10	STRENGTH OF	OPP. STRENGTH	TEAM	ADJ.	CONF.	ADJ CONF.
Average RPI Loss:	170	RECORD	PCT. RANK	GAMES	SCHEDULE	OF SCHEDULE	RPI	RPI	RPI	RPI
DIV. I ONLY	0- 16	351	1-9	112	290	324	324	22	22	
DIV. I NON-CONF.	0- 9	336	0- 1	19	290	267	267	20	20	

TOTALS	RPI 1-25	RPI 26-50	W-L RECORDS	RPI 51-100	RPI 101-150	RPI 150+				
0- 16	0- 1	0- 1	OVERALL	0- 4	0- 1	0- 9				
0- 5	0- 0	0- 0	HOME	0- 0	0- 1	0- 4				
0- 9	0- 0	0- 1	AWAY	0- 3	0- 0	0- 5				
0- 2	0- 1	0- 0	NEUTRAL	0- 1	0- 0	0- 0				
0- 9	0- 1	0- 1	NON-CONFERENCE	0- 3	0- 0	0- 4				
0- 2	0- 0	0- 0	HOME	0- 0	0- 0	0- 2				
0- 5	0- 0	0- 1	AWAY	0- 2	0- 0	0- 2				
0- 2	0- 1	0- 0	NEUTRAL	0- 1	0- 0	0- 0				
0- 7	0- 0	0- 0	CONFERENCE	0- 1	0- 1	0- 5				
0- 3	0- 0	0- 0	HOME	0- 0	0- 1	0- 2				
0- 4	0- 0	0- 0	AWAY	0- 1	0- 0	0- 3				
0- 0	0- 0	0- 0	NEUTRAL	0- 0	0- 0	0- 0				

RPI 1-25				RPI 26-50				RPI 51-100				RPI 101+ Team's RPI: 324			
RPI	S	Opponent	Score	RPI	S	Opponent	Score	RPI	S	Opponent	Score	RPI	S	Opponent	Score
25	N	Florida St.	45 62	33	A	Ohio	60 100	72	A	Belmont	43 69	133	H	UT Martin	61 87
								92	A	Miami (OH)	44 60	180	A	Akron	54 63
								97	A	West Virginia	29 78	196	H	George Mason	75 91
								97	N	West Virginia	39 81	198	H	Saint Louis	43 70
												202	H	Southeast Mo. St.	42 52
												204	H	Jacksonville St.	44 53
												286	A	Murray St.	63 81
												290	A	Western Mich.	53 64
												304	A	Austin Peay	65 100
												307	A	Tennessee St.	38 60

LAST 12 Division I GAMES:															
				72	A	Belmont	43 69	97	N	West Virginia	39 81				
				307	A	Tennessee St.	38 60	204	H	Jacksonville St.	44 53				
				286	A	Murray St.	63 81	202	H	Southeast Mo. St.	42 52				
				304	A	Austin Peay	65 100	133	H	UT Martin	61 87				
				97	A	West Virginia	29 78	180	A	Akron	54 63				
				196	H	George Mason	75 91	290	A	Western Mich.	53 64				

Non-Div I Games: Brescia 70 41 Ky. Christian 90 35

Eastern Ky.

Average RPI Win:	277	WON-LOST	WINNING	LAST 10	STRENGTH OF	OPP. STRENGTH	TEAM	ADJ.	CONF.	ADJ CONF.
Average RPI Loss:	98	RECORD	PCT. RANK	GAMES	SCHEDULE	OF SCHEDULE	RPI	RPI	RPI	RPI
DIV. I ONLY	9- 7	136	5-5	245	217	188	188	8	8	
DIV. I NON-CONF.	6- 4	125	0- 0	340	235	253	253	8	8	

TOTALS	RPI 1-25	RPI 26-50	W-L RECORDS	RPI 51-100	RPI 101-150	RPI 150+				
9- 7	0- 1	0- 3	OVERALL	0- 1	0- 0	9- 2				
6- 1	0- 0	0- 1	HOME	0- 0	0- 0	6- 0				
3- 3	0- 0	0- 1	AWAY	0- 1	0- 0	3- 1				
0- 3	0- 1	0- 1	NEUTRAL	0- 0	0- 0	0- 1				
6- 4	0- 1	0- 1	NON-CONFERENCE	0- 0	0- 0	6- 2				
4- 0	0- 0	0- 0	HOME	0- 0	0- 0	4- 0				
2- 1	0- 0	0- 0	AWAY	0- 0	0- 0	2- 1				
0- 3	0- 1	0- 1	NEUTRAL	0- 0	0- 0	0- 1				
3- 3	0- 0	0- 2	CONFERENCE	0- 1	0- 0	3- 0				
2- 1	0- 0	0- 1	HOME	0- 0	0- 0	2- 0				
1- 2	0- 0	0- 1	AWAY	0- 1	0- 0	1- 0				
0- 0	0- 0	0- 0	NEUTRAL	0- 0	0- 0	0- 0				

RPI 1-25				RPI 26-50				RPI 51-100				RPI 101+				Team's RPI: 188
RPI	S	Opponent	Score	RPI	S	Opponent	Score	RPI	S	Opponent	Score	RPI	S	Opponent	Score	
12	N	Iowa St.	59 85	33	A	Ohio	44 85	86	A	Kent St.	64 71	171	A	Illinois	66 72	
				34	H	Buffalo	84 91					180	A	Akron	72 60	
				35	N	Butler	63 73					182	H	Illinois St.	50 41	
												239	H	Bowling Green	81 74	
												261	H	Cleveland St.	69 63	
												290	H	Western Mich.	64 61	
												318	N	UNC Greensboro	44 49	
												331	H	UIC	52 38	
												333	H	Detroit Mercy	60 53	
												335	A	Purdue Fort Wayne	87 72	
												346	A	Longwood	64 45	

LAST 12 Division I GAMES:																
				34	H	Buffalo	84 91	239	H	Bowling Green	81 74					
				86	A	Kent St.	64 71	33	A	Ohio	44 85					
				35	N	Butler	63 73	180	A	Akron	72 60					
				318	N	UNC Greensboro	44 49	290	H	Western Mich.	64 61					
				346	A	Longwood	64 45	333	H	Detroit Mercy	60 53					
				335	A	Purdue Fort Wayne	87 72	171	A	Illinois	66 72					

Non-Div I Games: Northwood 53 39

Eastern Mich.

Average RPI Win:	205	WON-LOST	WINNING	LAST 10	STRENGTH OF	OPP. STRENGTH	TEAM	ADJ.	CONF.	ADJ CONF.
Average RPI Loss:	107	RECORD	PCT. RANK	GAMES	SCHEDULE	OF SCHEDULE	RPI	RPI	RPI	RPI
DIV. I ONLY	3- 12	307	3-7	19	207	173	173	16	16	
DIV. I NON-CONF.	0- 8	336	0- 0	5	194	215	215	11	11	

TOTALS	RPI 1-25	RPI 26-50	W-L RECORDS	RPI 51-100	RPI 101-150	RPI 150+				
3- 12	0- 2	0- 2	OVERALL	0- 1	0- 5	3- 2				
0- 5	0- 1	0- 1	HOME	0- 0	0- 3	0- 0				
3- 5	0- 1	0- 0	AWAY	0- 1	0- 2	3- 1				
0- 2	0- 0	0- 1	NEUTRAL	0- 0	0- 0	0- 1				
0- 8	0- 2	0- 2	NON-CONFERENCE	0- 1	0- 1	0- 2				
0- 3	0- 1	0- 1	HOME	0- 0	0- 1	0- 0				
0- 3	0- 1	0- 0	AWAY	0- 1	0- 0	0- 1				
0- 2	0- 0	0- 1	NEUTRAL	0- 0	0- 0	0- 1				
3- 4	0- 0	0- 0	CONFERENCE	0- 0	0- 4	3- 0				
0- 2	0- 0	0- 0	HOME	0- 0	0- 2	0- 0				
3- 2	0- 0	0- 0	AWAY	0- 0	0- 2	3- 0				
0- 0	0- 0	0- 0	NEUTRAL	0- 0	0- 0	0- 0				

RPI 1-25				RPI 26-50				RPI 51-100				RPI 101+ Team's RPI: 173			
RPI	S	Opponent	Score	RPI	S	Opponent	Score	RPI	S	Opponent	Score	RPI	S	Opponent	Score
14	H	Gonzaga	51 63	39	H	Utah	51 95	61	A	Boise St.	55 67	106	A	Idaho St.	48 63
20	A	BYU	65 80	41	N	Oregon St.	45 93					109	H	Northern Colo.	62 67
												120	H	Fresno St.	58 68
												125	A	Idaho	68 84
												140	H	Portland St.	64 76
												151	A	Montana St.	89 87
												152	A	Montana	68 62
												185	N	UC Riverside	45 57
												311	A	Weber St.	64 58
												322	A	Cal Poly	55 59

LAST 12 Division I GAMES:															
125	A	Idaho	68 84	140	H	Portland St.	64 76								
106	A	Idaho St.	48 63	151	A	Montana St.	89 87								
311	A	Weber St.	64 58	152	A	Montana	68 62								
185	N	UC Riverside	45 57	109	H	Northern Colo.	62 67								
41	N	Oregon St.	45 93	120	H	Fresno St.	58 68								
61	A	Boise St.	55 67	322	A	Cal Poly	55 59								

Non-Div I Games: Eastern Ore. 66 45

Eastern Wash.

E
l
o
n

El on				Through Games Of Jan. 25, 2019							
Average RPI	Win:	252	WON-LOST	WINNING	LAST 10	STRENGTH OF	OPP. STRENGTH	TEAM	ADJ.	CONF.	ADJ CONF.
Average RPI	Loss:	110	RECORD	PCT. RANK	GAMES	SCHEDULE	OF SCHEDULE	RPI	RPI	RPI	RPI
DIV. I ONLY			6- 10	240	4-6	125	223	193	193	10	10
DIV. I NON-CONF.			4- 6	212	0- 0	126	236	199	199	13	13

TOTALS		RPI 1-25		RPI 26-50	W-L RECORDS	RPI 51-100		RPI 101-150		RPI 150+	
6- 10		0- 0		0- 1	OVERALL	0- 3		1- 5		5- 1	
3- 4		0- 0		0- 1	HOME	0- 1		1- 2		2- 0	
3- 6		0- 0		0- 0	AWAY	0- 2		0- 3		3- 1	
0- 0		0- 0		0- 0	NEUTRAL	0- 0		0- 0		0- 0	
4- 6		0- 0		0- 1	NON-CONFERENCE	0- 2		1- 2		3- 1	
2- 3		0- 0		0- 1	HOME	0- 1		1- 1		1- 0	
2- 3		0- 0		0- 0	AWAY	0- 1		0- 1		2- 1	
0- 0		0- 0		0- 0	NEUTRAL	0- 0		0- 0		0- 0	
2- 4		0- 0		0- 0	CONFERENCE	0- 1		0- 3		2- 0	
1- 1		0- 0		0- 0	HOME	0- 0		0- 1		1- 0	
1- 3		0- 0		0- 0	AWAY	0- 1		0- 2		1- 0	
0- 0		0- 0		0- 0	NEUTRAL	0- 0		0- 0		0- 0	

E
l
o
n

RPI 1-25				RPI 26-50				RPI 51-100				RPI 101+ Team's RPI: 193			
RPI	S	Opponent	Score	RPI	S	Opponent	Score	RPI	S	Opponent	Score	RPI	S	Opponent	Score
				43	H	North Carolina	69 100	51	A	Duke	64 81	101	A	Towson	58 59
								54	A	Northeastern	71 79	103	A	Appalachian St.	62 65
								57	H	Auburn	44 96	128	H	Marist	57 61
												134	H	UNCW	70 75
												145	H	Davidson	73 72
												148	A	William & Mary	60 65
												194	A	Hampton	77 62
												260	A	Hofstra	77 64
												271	H	N. C. A&T	73 64
												278	A	Winthrop	57 58
												291	H	Col. of Charleston	76 68
												349	A	N. C. Central	83 54
LAST 12 Division I GAMES:															
260	A	Hofstra	77 64	101	A	Towson	58 59								
54	A	Northeastern	71 79	148	A	William & Mary	60 65								
57	H	Auburn	44 96	134	H	UNCW	70 75								
271	H	N. C. A&T	73 64	291	H	Col. of Charleston	76 68								
278	A	Winthrop	57 58	194	A	Hampton	77 62								
145	H	Davidson	73 72	128	H	Marist	57 61								

Non-Div I Games: Chowan 88 74

E
l
o
n

Average RPI Win:	324	WON-LOST	WINNING	LAST 10	STRENGTH OF	OPP. STRENGTH	TEAM	ADJ.	CONF.	ADJ CONF.
Average RPI Loss:	202	RECORD	PCT. RANK	GAMES	SCHEDULE	OF SCHEDULE	RPI	RPI	RPI	RPI
DIV. I ONLY	2- 16	337	1-9	292	318	341	341	12	12	
DIV. I NON-CONF.	2- 9	297	0- 0	341	337	347	347	14	14	

TOTALS	RPI 1-25	RPI 26-50	W-L RECORDS	RPI 51-100	RPI 101-150	RPI 150+				
2- 16	0- 0	0- 0	OVERALL	0- 2	0- 2	2- 12				
1- 7	0- 0	0- 0	HOME	0- 1	0- 0	1- 6				
1- 9	0- 0	0- 0	AWAY	0- 1	0- 2	1- 6				
0- 0	0- 0	0- 0	NEUTRAL	0- 0	0- 0	0- 0				
2- 9	0- 0	0- 0	NON-CONFERENCE	0- 0	0- 2	2- 7				
1- 4	0- 0	0- 0	HOME	0- 0	0- 0	1- 4				
1- 5	0- 0	0- 0	AWAY	0- 0	0- 2	1- 3				
0- 0	0- 0	0- 0	NEUTRAL	0- 0	0- 0	0- 0				
0- 7	0- 0	0- 0	CONFERENCE	0- 2	0- 0	0- 5				
0- 3	0- 0	0- 0	HOME	0- 1	0- 0	0- 2				
0- 4	0- 0	0- 0	AWAY	0- 1	0- 0	0- 3				
0- 0	0- 0	0- 0	NEUTRAL	0- 0	0- 0	0- 0				

RPI	S	Opponent	Score	RPI	S	Opponent	Score	RPI	S	Opponent	Score	RPI	S	Opponent	Score
79	H	UNI	46 74	87	A	Missouri St.	66 88	108	A	Dayton	30 69	141	A	Morehead St.	63 85
								166	A	Southern Ill.	47 67	167	H	Bradley	68 75
								177	A	Wisconsin	60 96	182	H	Illinois St.	61 72
								202	H	Southeast Mo. St.	50 54	213	H	SIUE	45 54
								226	A	Loyola Chicago	56 61	230	A	Marshall	65 72
								286	A	Murray St.	53 81	304	H	Austin Peay	56 52
								309	A	Valparaiso	49 93	331	H	UIC	54 62
								335	H	Purdue Fort Wayne	66 72	344	A	Chicago St.	67 58

Team's RPI: 341															
LAST 12 Division I GAMES:															
167	H	Bradley	68 75	79	H	UNI	46 74	309	A	Valparaiso	49 93	226	A	Loyola Chicago	56 61
87	A	Missouri St.	66 88	309	A	Valparaiso	49 93	182	H	Illinois St.	61 72	202	H	Southeast Mo. St.	50 54
166	A	Southern Ill.	47 67	226	A	Loyola Chicago	56 61	331	H	UIC	54 62				
177	A	Wisconsin	60 96	182	H	Illinois St.	61 72								
304	H	Austin Peay	56 52	202	H	Southeast Mo. St.	50 54								
108	A	Dayton	30 69	331	H	UIC	54 62								

Non-Div I Games:

Average RPI Win:	238	WON-LOST	WINNING	LAST 10	STRENGTH OF	OPP. STRENGTH	TEAM	ADJ.	CONF.	ADJ CONF.
Average RPI Loss:	59	RECORD	PCT. RANK	GAMES	SCHEDULE	OF SCHEDULE	RPI	RPI	RPI	RPI
DIV. I ONLY	12- 4	44	8-2	214	162	93	93	25	25	
DIV. I NON-CONF.	7- 4	109	0- 0	151	71	99	99	27	27	

TOTALS	RPI 1-25	RPI 26-50	W-L RECORDS	RPI 51-100	RPI 101-150	RPI 150+				
12- 4	0- 1	0- 1	OVERALL	0- 1	2- 1	10- 0				
6- 1	0- 0	0- 0	HOME	0- 0	1- 1	5- 0				
5- 2	0- 0	0- 1	AWAY	0- 1	0- 0	5- 0				
1- 1	0- 1	0- 0	NEUTRAL	0- 0	1- 0	0- 0				
7- 4	0- 1	0- 1	NON-CONFERENCE	0- 1	2- 1	5- 0				
4- 1	0- 0	0- 0	HOME	0- 0	1- 1	3- 0				
2- 2	0- 0	0- 1	AWAY	0- 1	0- 0	2- 0				
1- 1	0- 1	0- 0	NEUTRAL	0- 0	1- 0	0- 0				
5- 0	0- 0	0- 0	CONFERENCE	0- 0	0- 0	5- 0				
2- 0	0- 0	0- 0	HOME	0- 0	0- 0	2- 0				
3- 0	0- 0	0- 0	AWAY	0- 0	0- 0	3- 0				
0- 0	0- 0	0- 0	NEUTRAL	0- 0	0- 0	0- 0				

RPI 1-25				RPI 26-50				RPI 51-100 Team's RPI: 93				RPI 101+			
RPI	S	Opponent	Score	RPI	S	Opponent	Score	RPI	S	Opponent	Score	RPI	S	Opponent	Score
5	N	Stanford	65 88	31	A	South Dakota St.	62 80	51	A	Duke	41 57	105	N	American	90 71
												118	H	Houston	76 71
												147	H	UAB	60 62
												155	A	North Ala.	68 52
												172	H	Abilene Christian	81 65
												257	A	Hawaii	73 67
												262	A	Saint Francis (PA)	83 69
												267	H	Liberty	68 50
												289	A	Kennesaw St.	69 46
												299	A	North Florida	105 66
												300	H	Coppin St.	93 61
												308	H	FIU	100 58
												325	H	Lipscomb	82 40
LAST 12 Division I GAMES:															
267	H	Liberty	68 50	325	H	Lipscomb	82 40								
51	A	Duke	41 57	289	A	Kennesaw St.	69 46								
147	H	UAB	60 62	299	A	North Florida	105 66								
300	H	Coppin St.	93 61	155	A	North Ala.	68 52								
172	H	Abilene Christian	81 65	118	H	Houston	76 71								
262	A	Saint Francis (PA)	83 69	105	N	American	90 71								

Non-Div I Games: Fla. Memorial 99 68 Johnson & Wales (FL) 109 64

FGCU

Average RPI Win:	338	WON-LOST	WINNING	LAST 10	STRENGTH OF	OPP. STRENGTH	TEAM	ADJ.	CONF.	ADJ CONF.
Average RPI Loss:	163	RECORD	PCT. RANK	GAMES	SCHEDULE	OF SCHEDULE	RPI	RPI	RPI	RPI
DIV. I ONLY	3- 15	320	1-9	116	342	308	308	15	15	
DIV. I NON-CONF.	3- 9	271	0- 1	235	347	332	332	18	18	

TOTALS	RPI 1-25	RPI 26-50	W-L RECORDS	RPI 51-100	RPI 101-150	RPI 150+				
3- 15	0- 0	0- 1	OVERALL	0- 3	0- 3	3- 8				
3- 10	0- 0	0- 1	HOME	0- 1	0- 3	3- 5				
0- 5	0- 0	0- 0	AWAY	0- 2	0- 0	0- 3				
0- 0	0- 0	0- 0	NEUTRAL	0- 0	0- 0	0- 0				
3- 9	0- 0	0- 1	NON-CONFERENCE	0- 1	0- 1	3- 6				
3- 6	0- 0	0- 1	HOME	0- 0	0- 1	3- 4				
0- 3	0- 0	0- 0	AWAY	0- 1	0- 0	0- 2				
0- 0	0- 0	0- 0	NEUTRAL	0- 0	0- 0	0- 0				
0- 6	0- 0	0- 0	CONFERENCE	0- 2	0- 2	0- 2				
0- 4	0- 0	0- 0	HOME	0- 1	0- 2	0- 1				
0- 2	0- 0	0- 0	AWAY	0- 1	0- 0	0- 1				
0- 0	0- 0	0- 0	NEUTRAL	0- 0	0- 0	0- 0				

RPI 1-25				RPI 26-50				RPI 51-100				RPI 101+				Team's RPI: 308	
RPI	S	Opponent	Score	RPI	S	Opponent	Score	RPI	S	Opponent	Score	RPI	S	Opponent	Score		
				30	H	Miami (FL)	43 94										
								58	A	Old Dominion	68 95	124	H	Western Ky.	82 94		
								73	H	Middle Tenn.	43 49	136	H	South Alabama	77 84		
								93	A	FGCU	58 100	147	H	UAB	59 83		
												163	A	Charlotte	54 69		
												165	H	Georgia St.	61 67		
												195	H	Jacksonville	62 73		
												223	H	Howard	62 89		
												230	H	Marshall	58 86		
												240	H	Campbell	54 59		
												275	A	Bethune-Cookman	57 68		
												299	A	North Florida	53 62		
												319	H	Morgan St.	59 50		
												345	H	Florida A&M	77 54		
												350	H	Alcorn	75 40		
LAST 12 Division I GAMES:																	
				58	A	Old Dominion	68 95	136	H	South Alabama	77 84						
				163	A	Charlotte	54 69	240	H	Campbell	54 59						
				147	H	UAB	59 83	230	H	Marshall	58 86						
				73	H	Middle Tenn.	43 49	124	H	Western Ky.	82 94						
				195	H	Jacksonville	62 73	223	H	Howard	62 89						
				350	H	Alcorn	75 40	299	A	North Florida	53 62						

Non-Div I Games: Palm Beach Atl. 63 66

FIU

Average RPI Win:	324	WON-LOST	WINNING	LAST 10	STRENGTH OF	OPP. STRENGTH	TEAM	ADJ.	CONF.	ADJ CONF.
Average RPI Loss:	180	RECORD	PCT. RANK	GAMES	SCHEDULE	OF SCHEDULE	RPI	RPI	RPI	RPI
DIV. I ONLY	4- 14	301	2-8	258	320	301	301	27	27	
DIV. I NON-CONF.	3- 8	267	0- 0	253	320	293	293	28	28	

TOTALS	RPI 1-25	RPI 26-50	W-L RECORDS	RPI 51-100	RPI 101-150	RPI 150+				
4- 14	0- 0	0- 0	OVERALL	0- 3	0- 2	4- 9				
1- 4	0- 0	0- 0	HOME	0- 1	0- 2	1- 1				
2- 7	0- 0	0- 0	AWAY	0- 1	0- 0	2- 6				
1- 3	0- 0	0- 0	NEUTRAL	0- 1	0- 0	1- 2				
3- 8	0- 0	0- 0	NON-CONFERENCE	0- 2	0- 1	3- 5				
1- 2	0- 0	0- 0	HOME	0- 1	0- 1	1- 0				
1- 3	0- 0	0- 0	AWAY	0- 0	0- 0	1- 3				
1- 3	0- 0	0- 0	NEUTRAL	0- 1	0- 0	1- 2				
1- 6	0- 0	0- 0	CONFERENCE	0- 1	0- 1	1- 4				
0- 2	0- 0	0- 0	HOME	0- 0	0- 1	0- 1				
1- 4	0- 0	0- 0	AWAY	0- 1	0- 0	1- 3				
0- 0	0- 0	0- 0	NEUTRAL	0- 0	0- 0	0- 0				

RPI 1-25				RPI 26-50				RPI 51-100				RPI 101+				Team's RPI: 301	
RPI	S	Opponent	Score	RPI	S	Opponent	Score	RPI	S	Opponent	Score	RPI	S	Opponent	Score		
								54	H	Northeastern	50	59	128	H	Marist	46	56
								56	N	Bucknell	54	77	148	H	William & Mary	54	60
								60	A	Quinnipiac	36	81	183	N	Massachusetts	49	59
													184	A	Xavier	35	48
													199	A	Rider	59	62
													205	A	Brown	49	68
													228	A	Dartmouth	46	59
													233	A	Niagara	68	71
													250	N	Furman	70	77
													280	A	Richmond	58	40
													295	A	Canisius	50	53
													297	H	Saint Peter's	65	68
													331	N	UIC	68	60
													332	A	Iona	55	42
													351	H	LIU Brooklyn	71	43
LAST 12 Division I GAMES:																	
								</									

Non-Div I Games:

Fairfield

Average RPI Win: 319		WON-LOST	WINNING	LAST 10	STRENGTH OF	OPP. STRENGTH	TEAM	ADJ.	CONF.	ADJ CONF.
Loss: 253		RECORD	PCT. RANK	GAMES	SCHEDULE	OF SCHEDULE	RPI	RPI	RPI	RPI
DIV. I ONLY		3- 12	307	3-7	349	346	347	347	31	31
DIV. I NON-CONF.		1- 8	322	0- 0	320	344	349	349	31	31
TOTALS		RPI 1-25	RPI 26-50	W-L RECORDS		RPI 51-100	RPI 101-150	RPI 150+		
3- 12	0- 0		0- 0	OVERALL		0- 0	0- 0	3- 12		
2- 3	0- 0		0- 0	HOME		0- 0	0- 0	2- 3		
1- 9	0- 0		0- 0	AWAY		0- 0	0- 0	1- 9		
0- 0	0- 0		0- 0	NEUTRAL		0- 0	0- 0	0- 0		
1- 8	0- 0		0- 0	NON-CONFERENCE		0- 0	0- 0	1- 8		
1- 2	0- 0		0- 0	HOME		0- 0	0- 0	1- 2		
0- 6	0- 0		0- 0	AWAY		0- 0	0- 0	0- 6		
0- 0	0- 0		0- 0	NEUTRAL		0- 0	0- 0	0- 0		
2- 4	0- 0		0- 0	CONFERENCE		0- 0	0- 0	2- 4		
1- 1	0- 0		0- 0	HOME		0- 0	0- 0	1- 1		
1- 3	0- 0		0- 0	AWAY		0- 0	0- 0	1- 3		
0- 0	0- 0		0- 0	NEUTRAL		0- 0	0- 0	0- 0		

RPI 1-25				RPI 26-50				RPI 51-100				RPI 101+				Team's RPI: 347	
RPI	S	Opponent	Score	RPI	S	Opponent	Score	RPI	S	Opponent	Score	RPI	S	Opponent	Score		
												168	A	Stony Brook	49	63	
												219	A	Air Force	37	85	
												223	H	Howard	58	79	
												232	A	Binghamton	54	73	
												234	A	Colgate	52	71	
												236	H	Mt. St. Mary's	47	63	
												243	A	Robert Morris	49	71	
												262	A	Saint Francis (PA)	64	75	
												285	A	Army West Point	40	62	
												292	H	Central Conn. St.	74	67	
												297	A	Saint Peter's	58	75	
												315	H	NJIT	64	43	
												316	A	Wagner	59	71	
												326	H	Lafayette	57	63	
												351	A	LIU Brooklyn	69	52	
LAST 12 Division I GAMES:																	
				243	A	Robert Morris	49	71		236	H	Mt. St. Mary's	47	63			
				262	A	Saint Francis (PA)	64	75		351	A	LIU Brooklyn	69	52			
				297	A	Saint Peter's	58	75		316	A	Wagner	59	71			
				168	A	Stony Brook	49	63		292	H	Central Conn. St.	74	67			
				285	A	Army West Point	40	62		232	A	Binghamton	54	73			
				234	A	Colgate	52	71		223	H	Howard	58	79			

Non-Div I Games:	Georgian Court	70	45	Rutgers-Newark	97	51
------------------	----------------	----	----	----------------	----	----

Fairleigh Dickinson

■ Loss, ■ Non-Conf, S Site, H Home A Away N Neutral

Average RPI Win:	286	WON-LOST	WINNING	LAST 10	STRENGTH OF	OPP. STRENGTH	TEAM	ADJ.	CONF.	ADJ CONF.
Average RPI Loss:	159	RECORD	PCT. RANK	GAMES	SCHEDULE	OF SCHEDULE	RPI	RPI	RPI	RPI
DIV. I ONLY	3- 16	323	0-10	94	310	283	283	15	15	
DIV. I NON-CONF.	3- 10	278	0- 1	175	324	295	295	18	18	

TOTALS	RPI 1-25	RPI 26-50	W-L RECORDS	RPI 51-100	RPI 101-150	RPI 150+				
3- 16	0- 0	0- 1	OVERALL	0- 4	0- 2	3- 9				
2- 10	0- 0	0- 0	HOME	0- 1	0- 2	2- 7				
1- 6	0- 0	0- 1	AWAY	0- 3	0- 0	1- 2				
0- 0	0- 0	0- 0	NEUTRAL	0- 0	0- 0	0- 0				
3- 10	0- 0	0- 1	NON-CONFERENCE	0- 2	0- 0	3- 7				
2- 6	0- 0	0- 0	HOME	0- 0	0- 0	2- 6				
1- 4	0- 0	0- 1	AWAY	0- 2	0- 0	1- 1				
0- 0	0- 0	0- 0	NEUTRAL	0- 0	0- 0	0- 0				
0- 6	0- 0	0- 0	CONFERENCE	0- 2	0- 2	0- 2				
0- 4	0- 0	0- 0	HOME	0- 1	0- 2	0- 1				
0- 2	0- 0	0- 0	AWAY	0- 1	0- 0	0- 1				
0- 0	0- 0	0- 0	NEUTRAL	0- 0	0- 0	0- 0				

RPI 1-25				RPI 26-50				RPI 51-100				RPI 101+				Team's RPI: 283	
RPI	S	Opponent	Score	RPI	S	Opponent	Score	RPI	S	Opponent	Score	RPI	S	Opponent	Score		
				28	A	Michigan St.	74 89	58	A	Old Domini on	53 87	124	H	Western Ky.	50 81		
								73	H	Middle Tenn.	55 74	147	H	UAB	64 89		
								89	A	Little Rock	38 61	163	A	Charl otte	47 68		
								91	A	Tul ane	45 88	165	H	Georgi a St.	59 75		
												167	H	Bradley	59 80		
												194	H	Hampton	68 72		
												198	H	Sai nt Loui s	61 93		
												230	H	Marshal l	67 72		
												250	A	Furman	57 73		
												252	A	Si ena	70 66		
												271	H	N. C. A&T	65 67		
												280	H	Ri chmond	69 55		
												290	H	Western Mi ch.	59 69		
												326	H	Lafayette	53 49		
LAST 12 Di vi si on I GAMES:																	
				163	A	Charlotte	47 68	198	H	Sai nt Loui s	61 93						
				58	A	Ol d Domi ni on	53 87	167	H	Bradley	59 80						
				73	H	Middle Tenn.	55 74	124	H	Western Ky.	50 81						
				147	H	UAB	64 89	230	H	Marshall	67 72						
				271	H	N. C. A&T	65 67	290	H	Western Mi ch.	59 69						
				28	A	Mi chi gan St.	74 89	250	A	Furman	57 73						

Non-Div I Games:

Fla. Atlantic

Florida				Through Games Of Jan. 25, 2019							
Average RPI	Win:	230	WON-LOST	WINNING	LAST 10	STRENGTH OF	OPP. STRENGTH	TEAM	ADJ.	CONF.	ADJ CONF.
Average RPI	Loss:	98	RECORD	PCT. RANK	GAMES	SCHEDULE	OF SCHEDULE	RPI	RPI	RPI	RPI
DIV. I ONLY			5- 14	286	2-8	53	107	211	211	6	6
DIV. I NON-CONF.			4- 9	252	0- 1	116	202	250	250	6	6

TOTALS		RPI 1-25		RPI 26-50		W-L RECORDS		RPI 51-100	RPI 101-150	RPI 150+	
5- 14		0- 3		1- 2		OVERALL		0- 3	0- 2	4- 4	
5- 5		0- 1		1- 0		HOME		0- 3	0- 0	4- 1	
0- 8		0- 2		0- 1		AWAY		0- 0	0- 2	0- 3	
0- 1		0- 0		0- 1		NEUTRAL		0- 0	0- 0	0- 0	
4- 9		0- 1		0- 2		NON-CONFERENCE		0- 2	0- 1	4- 3	
4- 3		0- 0		0- 0		HOME		0- 2	0- 0	4- 1	
0- 5		0- 1		0- 1		AWAY		0- 0	0- 1	0- 2	
0- 1		0- 0		0- 1		NEUTRAL		0- 0	0- 0	0- 0	
1- 5		0- 2		1- 0		CONFERENCE		0- 1	0- 1	0- 1	
1- 2		0- 1		1- 0		HOME		0- 1	0- 0	0- 0	
0- 3		0- 1		0- 0		AWAY		0- 0	0- 1	0- 1	
0- 0		0- 0		0- 0		NEUTRAL		0- 0	0- 0	0- 0	

RPI 1-25				RPI 26-50				RPI 51-100				RPI 101+ Team's RPI: 211			
RPI	S	Opponent	Score	RPI	S	Opponent	Score	RPI	S	Opponent	Score	RPI	S	Opponent	Score
9	H	Mississippi St.	42 90	27	A	Indiana	64 83	54	H	Northeastern	66 79	111	A	Ohio St.	41 46
18	A	South Carolina	40 71	38	H	Missouri	58 56	57	H	Auburn	56 64	119	A	Alabama	67 74
25	A	Florida St.	56 63	39	N	Utah	58 74	69	H	Northwestern	74 83	158	H	Texas Tech	72 67
												174	A	Mercer	82 92
												203	A	Ole Miss	66 76
												216	A	UNLV	53 56
												244	H	Gardner-Webb	58 60
												275	H	Bethune-Cookman	64 53
												336	H	Charleston So.	70 60
												345	H	Florida A&M	62 38
LAST 12 Division I GAMES:															
18	A	South Carolina	40 71	216	A	UNLV	53 56	9	H	Mississippi St.	42 90				
57	H	Auburn	56 64	9	H	Mississippi St.	42 90	203	A	Ole Miss	66 76				
119	A	Alabama	67 74	38	H	Missouri	58 56	345	H	Florida A&M	62 38				
336	H	Charleston So.	70 60	111	A	Ohio St.	41 46	275	H	Bethune-Cookman	64 53				
39	N	Utah	58 74												

Non-Div I Games:

Florida

Average RPI Win:	220	WON-LOST	WINNING	LAST 10	STRENGTH OF	OPP. STRENGTH	TEAM	ADJ.	CONF.	ADJ CONF.
Average RPI Loss:	222	RECORD	PCT. RANK	GAMES	SCHEDULE	OF SCHEDULE	RPI	RPI	RPI	RPI
DIV. I ONLY	2- 14	332	2-8	311	301	345	345	32	32	
DIV. I NON-CONF.	1- 10	330	0- 1	263	200	340	340	32	32	

TOTALS	RPI 1-25	RPI 26-50	W-L RECORDS	RPI 51-100	RPI 101-150	RPI 150+				
2- 14	0- 0	0- 1	OVERALL	1- 2	0- 0	1- 11				
2- 3	0- 0	0- 0	HOME	1- 0	0- 0	1- 3				
0- 8	0- 0	0- 1	AWAY	0- 1	0- 0	0- 6				
0- 3	0- 0	0- 0	NEUTRAL	0- 1	0- 0	0- 2				
1- 10	0- 0	0- 1	NON-CONFERENCE	1- 2	0- 0	0- 7				
1- 1	0- 0	0- 0	HOME	1- 0	0- 0	0- 1				
0- 6	0- 0	0- 1	AWAY	0- 1	0- 0	0- 4				
0- 3	0- 0	0- 0	NEUTRAL	0- 1	0- 0	0- 2				
1- 4	0- 0	0- 0	CONFERENCE	0- 0	0- 0	1- 4				
1- 2	0- 0	0- 0	HOME	0- 0	0- 0	1- 2				
0- 2	0- 0	0- 0	AWAY	0- 0	0- 0	0- 2				
0- 0	0- 0	0- 0	NEUTRAL	0- 0	0- 0	0- 0				

RPI 1-25				RPI 26-50				RPI 51-100				RPI 101+				Team's RPI: 345
RPI	S	Opponent	Score	RPI	S	Opponent	Score	RPI	S	Opponent	Score	RPI	S	Opponent	Score	
				30	A	Mi ami (FL)	54 103	53	A	Tennessee	31 96	204	H	Jacksonville St.	31 62	
								91	N	Tul ane	34 78	211	A	Florida	38 62	
								92	H	Mi ami (OH)	57 56	223	A	Howard	68 74	
												225	H	UMES	36 68	
												248	A	Stetson	44 69	
												264	A	Norfol k St.	58 60	
												290	N	Western Mi ch.	50 69	
												299	A	North Florida	53 64	
												308	A	FIU	54 77	
												317	N	Omaha	50 57	
												338	H	Savannah St.	50 54	
												348	H	Del aware St.	57 52	
LAST 12 Division I GAMES:																
264	A	Norfol k St.	58 60	317	N	Omaha	50 57									
223	A	Howard	68 74	348	H	Del aware St.	57 52									
91	N	Tul ane	34 78	225	H	UMES	36 68									
30	A	Mi ami (FL)	54 103	338	H	Savannah St.	50 54									
290	N	Western Mi ch.	50 69	92	H	Mi ami (OH)	57 56									
248	A	Stetson	44 69	211	A	Florida	38 62									

Non-Div I Games: Edward Waters 70 64

Florida A&M

Average RPI Win:	137	WON-LOST	WINNING	LAST 10	STRENGTH OF	OPP. STRENGTH	TEAM	ADJ.	CONF.	ADJ CONF.
Average RPI Loss:	32	RECORD	PCT. RANK	GAMES	SCHEDULE	OF SCHEDULE	RPI	RPI	RPI	RPI
DIV. I ONLY	16- 3	20	8-2	61	19	25	25	1	1	
DIV. I NON-CONF.	12- 1	11	1- 0	122	70	26	26	1	1	

TOTALS	RPI 1-25	RPI 26-50	W-L RECORDS	RPI 51-100	RPI 101-150	RPI 150+				
16- 3	1- 1	1- 1	OVERALL	6- 1	1- 0	7- 0				
8- 3	0- 1	0- 1	HOME	4- 1	0- 0	4- 0				
6- 0	0- 0	1- 0	AWAY	2- 0	1- 0	2- 0				
2- 0	1- 0	0- 0	NEUTRAL	0- 0	0- 0	1- 0				
12- 1	1- 0	0- 0	NON-CONFERENCE	3- 1	1- 0	7- 0				
7- 1	0- 0	0- 0	HOME	3- 1	0- 0	4- 0				
3- 0	0- 0	0- 0	AWAY	0- 0	1- 0	2- 0				
2- 0	1- 0	0- 0	NEUTRAL	0- 0	0- 0	1- 0				
4- 2	0- 1	1- 1	CONFERENCE	3- 0	0- 0	0- 0				
1- 2	0- 1	0- 1	HOME	1- 0	0- 0	0- 0				
3- 0	0- 0	1- 0	AWAY	2- 0	0- 0	0- 0				
0- 0	0- 0	0- 0	NEUTRAL	0- 0	0- 0	0- 0				

RPI	S	Opponent	Score	RPI	S	Opponent	Score	RPI	S	Opponent	Score	RPI	S	Opponent	Score
3	H	Louisville	49 68	40	H	Clemson	45 57	51	H	Duke	66 62	107	A	St. John's (NY)	57 53
10	N	Iowa	71 67	43	A	North Carolina	64 63	52	H	LSU	45 58	165	H	Georgia St.	79 43
								68	H	Creighton	71 52	174	A	Mercer	57 56
								76	A	Boston College	91 71	192	A	Milwaukee	87 62
								85	A	Virginia	63 61	195	H	Jacksonville	79 46
								98	H	Penn St.	87 58	211	H	Florida	63 56
								99	H	Troy	103 67	299	H	North Florida	74 53
												324	N	Eastern Ky.	62 45
LAST 12 Division I GAMES:															
40	H	Clemson	45 57	10	N	Iowa	71 67	3	H	Louisville	49 68	51	H	Duke	66 62
43	A	North Carolina	64 63	3	H	Louisville	49 68	76	A	Boston College	91 71	107	A	St. John's (NY)	57 53
85	A	Virginia	63 61	51	H	Duke	66 62	174	A	Mercer	57 56				
165	H	Georgia St.	79 43												
192	A	Milwaukee	87 62												
68	H	Creighton	71 52												

Non-Div I Games:

Florida St.

Average RPI Win:	206	WON-LOST	WINNING	LAST 10	STRENGTH OF	OPP. STRENGTH	TEAM	ADJ.	CONF.	ADJ CONF.
Average RPI Loss:	90	RECORD	PCT. RANK	GAMES	SCHEDULE	OF SCHEDULE	RPI	RPI	RPI	RPI
DIV. I ONLY	13- 7	91	8-2	230	74	131	131	17	17	
DIV. I NON-CONF.	9- 5	105	1- 0	219	47	124	124	17	17	

TOTALS	RPI 1-25	RPI 26-50	W-L RECORDS	RPI 51-100	RPI 101-150	RPI 150+				
13- 7	0- 1	0- 0	OVERALL	2- 3	1- 3	10- 0				
7- 2	0- 0	0- 0	HOME	2- 1	0- 1	5- 0				
4- 4	0- 0	0- 0	AWAY	0- 2	0- 2	4- 0				
2- 1	0- 1	0- 0	NEUTRAL	0- 0	1- 0	1- 0				
9- 5	0- 1	0- 0	NON-CONFERENCE	2- 3	1- 1	6- 0				
6- 1	0- 0	0- 0	HOME	2- 1	0- 0	4- 0				
1- 3	0- 0	0- 0	AWAY	0- 2	0- 1	1- 0				
2- 1	0- 1	0- 0	NEUTRAL	0- 0	1- 0	1- 0				
4- 2	0- 0	0- 0	CONFERENCE	0- 0	0- 2	4- 0				
1- 1	0- 0	0- 0	HOME	0- 0	0- 1	1- 0				
3- 1	0- 0	0- 0	AWAY	0- 0	0- 1	3- 0				
0- 0	0- 0	0- 0	NEUTRAL	0- 0	0- 0	0- 0				

RPI 1-25				RPI 26-50				RPI 51-100				RPI 101+				Team's RPI: 131
RPI	S	Opponent	Score	RPI	S	Opponent	Score	RPI	S	Opponent	Score	RPI	S	Opponent	Score	
23	N	Texas	54 72					54	A	Northeastern	54 58	108	A	Dayton	50 72	
								59	H	Maine	72 64	115	N	Washington	65 57	
								73	H	Middle Tenn.	61 49	116	A	Pittsburgh	62 65	
								95	A	Georgetown	38 58	137	H	VCU	44 47	
								98	H	Penn St.	55 72	163	H	Charlotte	71 64	
												175	N	Ball St.	78 70	
												176	A	Rhode Island	56 38	
												189	A	George Washington	50 38	
												198	A	Saint Louis	56 53	
												263	H	Columbia	68 49	
												280	H	Richmond	60 48	
												316	H	Wagner	80 59	
												332	A	Iona	57 40	
												340	H	Manhattan	65 61	

LAST 12 Division I GAMES:																
108	A	Dayton	50 72	73	H	Middle Tenn.	61 49	23	N	Texas	54 72	115	N	Washington	65 57	
137	H	VCU	44 47					176	A	Rhode Island	56 38	332	A	Iona	57 40	
198	A	Saint Louis	56 53					263	H	Columbia	68 49					
280	H	Richmond	60 48													
189	A	George Washington	50 38													
59	H	Maine	72 64													

Non-Div I Games:

Fordham

Average RPI Win:	211	WON-LOST	WINNING	LAST 10	STRENGTH OF	OPP. STRENGTH	TEAM	ADJ.	CONF.	ADJ CONF.
Average RPI Loss:	84	RECORD	PCT. RANK	GAMES	SCHEDULE	OF SCHEDULE	RPI	RPI	RPI	RPI

DIV. I ONLY	10- 5	83	8-2	242	84	120	120	13	13
DIV. I NON-CONF.	5- 4	139	0- 0	222	38	132	132	12	12

TOTALS	RPI 1-25	RPI 26-50	W-L RECORDS	RPI 51-100	RPI 101-150	RPI 150+			
10- 5	0- 1	0- 2	OVERALL	0- 1	1- 0	9- 1			
6- 1	0- 0	0- 0	HOME	0- 1	1- 0	5- 0			
4- 4	0- 1	0- 2	AWAY	0- 0	0- 0	4- 1			
0- 0	0- 0	0- 0	NEUTRAL	0- 0	0- 0	0- 0			
5- 4	0- 1	0- 2	NON-CONFERENCE	0- 0	1- 0	4- 1			
4- 0	0- 0	0- 0	HOME	0- 0	1- 0	3- 0			
1- 4	0- 1	0- 2	AWAY	0- 0	0- 0	1- 1			
0- 0	0- 0	0- 0	NEUTRAL	0- 0	0- 0	0- 0			
5- 1	0- 0	0- 0	CONFERENCE	0- 1	0- 0	5- 0			
2- 1	0- 0	0- 0	HOME	0- 1	0- 0	2- 0			
3- 0	0- 0	0- 0	AWAY	0- 0	0- 0	3- 0			
0- 0	0- 0	0- 0	NEUTRAL	0- 0	0- 0	0- 0			

RPI 1-25				RPI 26-50				RPI 51-100				RPI 101+ Team's RPI: 120			
RPI	S	Opponent	Score	RPI	S	Opponent	Score	RPI	S	Opponent	Score	RPI	S	Opponent	Score
15	A	Arizona St.	52 68	44	A	UCLA	80 89	61	H	Boise St.	60 72	126	H	UT Arlington	70 61
				46	A	Southern California	61 62					159	H	Utah St.	70 59
												162	H	Santa Clara	80 53
												173	A	Eastern Wash.	68 58
												192	H	Milwaukee	65 48
												206	A	San Diego St.	87 81
												214	A	Colorado St.	66 55
												237	A	Nevada	79 63
												253	A	Northern Ariz.	73 86
												321	H	San Jose St.	77 48
												322	H	Cal Poly	76 58

LAST 12 Division I GAMES:															
214	A	Colorado St.	66 55	206	A	San Diego St.	87 81								
321	H	San Jose St.	77 48	61	H	Boise St.	60 72								
15	A	Arizona St.	52 68	237	A	Nevada	79 63								
162	H	Santa Clara	80 53	159	H	Utah St.	70 59								
44	A	UCLA	80 89	46	A	Southern California	61 62								
173	A	Eastern Wash.	68 58	126	H	UT Arlington	70 61								

Non-Div I Games: Stanislaus St. 86 51 Fresno Pacific 90 51

Fresno St.

Average RPI Win: 293
Average RPI Loss: 142

WON-LOST
RECORD

WINNING
PCT. RANK

LAST 10
GAMES

STRENGTH OF
SCHEDULE

OPP. STRENGTH
OF SCHEDULE

TEAM
RPI

ADJ.
RPI

CONF.
RPI

ADJ CONF.
RPI

DIV. I ONLY	9- 8	152	5-5	330	165	250	250	24	24
DIV. I NON-CONF.	7- 6	153	0- 0	281	209	216	216	25	25
<hr/>									
TOTALS	RPI 1-25	RPI 26-50	W-L RECORDS	RPI 51-100	RPI 101-150	RPI 150+			
9- 8	0- 2	0- 0	OVERALL	0- 1	0- 2	9- 3			
7- 1	0- 0	0- 0	HOME	0- 1	0- 0	7- 0			
1- 6	0- 2	0- 0	AWAY	0- 0	0- 2	1- 2			
1- 1	0- 0	0- 0	NEUTRAL	0- 0	0- 0	1- 1			
7- 6	0- 2	0- 0	NON-CONFERENCE	0- 1	0- 1	7- 2			
5- 1	0- 0	0- 0	HOME	0- 1	0- 0	5- 0			
1- 4	0- 2	0- 0	AWAY	0- 0	0- 1	1- 1			
1- 1	0- 0	0- 0	NEUTRAL	0- 0	0- 0	1- 1			
2- 2	0- 0	0- 0	CONFERENCE	0- 0	0- 1	2- 1			
2- 0	0- 0	0- 0	HOME	0- 0	0- 0	2- 0			
0- 2	0- 0	0- 0	AWAY	0- 0	0- 1	0- 1			
0- 0	0- 0	0- 0	NEUTRAL	0- 0	0- 0	0- 0			

RPI 1-25				RPI 26-50				RPI 51-100				RPI 101+ Team's RPI: 250			
RPI	S	Opponent	Score	RPI	S	Opponent	Score	RPI	S	Opponent	Score	RPI	S	Opponent	Score
9	A	Mississippi St.	41 106					73	H	Middle Tenn.	71 78	114	A	Georgia	38 61
18	A	South Carolina	53 66									132	A	Chattanooga	53 73
												200	H	UNC Asheville	58 47
												242	N	Western Ill.	78 85
												244	H	Gardner-Webb	70 57
												259	A	ETSU	70 75
												283	H	Fla. Atlantic	73 57
												289	A	Kennesaw St.	63 74
												291	A	Col. of Charleston	70 67
												301	N	Fairfield	77 70
												318	H	UNC Greensboro	64 61
												327	H	Presbyterian	76 68
												328	H	Western Caro.	65 55
												342	H	USC Upstate	78 67
<hr/>															
LAST 12 Division I GAMES:															
327	H	Presbyterian	76 68	132	A	Chattanooga	53 73								
18	A	South Carolina	53 66	259	A	ETSU	70 75								
242	N	Western Ill.	78 85	328	H	Western Caro.	65 55								
301	N	Fairfield	77 70	318	H	UNC Greensboro	64 61								
283	H	Fla. Atlantic	73 57	114	A	Georgia	38 61								
244	H	Gardner-Webb	70 57	200	H	UNC Asheville	58 47								

Non-Div I Games:

Coker

71 42

North Greenville

74

78

Furman

Average RPI Win:	305	WON-LOST	WINNING	LAST 10	STRENGTH OF	OPP. STRENGTH	TEAM	ADJ.	CONF.	ADJ CONF.
Average RPI Loss:	178	RECORD	PCT. RANK	GAMES	SCHEDULE	OF SCHEDULE	RPI	RPI	RPI	RPI
DIV. I ONLY	4- 13	296	2-8	163	347	282	282	14	14	
DIV. I NON-CONF.	4- 6	212	0- 0	244	349	251	251	15	15	

TOTALS	RPI 1-25	RPI 26-50	W-L RECORDS	RPI 51-100	RPI 101-150	RPI 150+				
4- 13	0- 0	0- 0	OVERALL	0- 2	0- 4	4- 7				
2- 6	0- 0	0- 0	HOME	0- 1	0- 2	2- 3				
2- 7	0- 0	0- 0	AWAY	0- 1	0- 2	2- 4				
0- 0	0- 0	0- 0	NEUTRAL	0- 0	0- 0	0- 0				
4- 6	0- 0	0- 0	NON-CONFERENCE	0- 1	0- 1	4- 4				
2- 2	0- 0	0- 0	HOME	0- 0	0- 0	2- 2				
2- 4	0- 0	0- 0	AWAY	0- 1	0- 1	2- 2				
0- 0	0- 0	0- 0	NEUTRAL	0- 0	0- 0	0- 0				
0- 7	0- 0	0- 0	CONFERENCE	0- 1	0- 3	0- 3				
0- 4	0- 0	0- 0	HOME	0- 1	0- 2	0- 1				
0- 3	0- 0	0- 0	AWAY	0- 0	0- 1	0- 2				
0- 0	0- 0	0- 0	NEUTRAL	0- 0	0- 0	0- 0				

RPI 1-25				RPI 26-50				RPI 51-100				RPI 101+				Team's RPI: 282
RPI	S	Opponent	Score	RPI	S	Opponent	Score	RPI	S	Opponent	Score	RPI	S	Opponent	Score	
								81	A	Virginia Tech	49 78	114	A	Georgia	38 81	
								99	H	Troy	81 97	126	A	UT Arlington	48 81	
												126	H	UT Arlington	53 74	
												136	H	South Alabama	53 69	
												154	H	Texas St.	52 64	
												168	A	Stony Brook	43 72	
												174	H	Mercer	72 79	
												258	A	Louisiana	48 59	
												273	H	Wofford	65 81	
												275	H	Bethune-Cookman	77 76	
												278	H	Winthrop	64 55	
												289	A	Kennesaw St.	59 78	
												314	A	La.-Monroe	57 58	
												327	A	Presbyterian	69 68	
												338	A	Savannah St.	82 71	
LAST 12 Division I GAMES:																
314	A	La.-Monroe	57 58	126	A	UT Arlington	48 81									
126	H	UT Arlington	53 74	136	H	South Alabama	53 69									
154	H	Texas St.	52 64	99	H	Troy	81 97									
114	A	Georgia	38 81	258	A	Louisiana	48 59									
278	H	Winthrop	64 55	289	A	Kennesaw St.	59 78									
327	A	Presbyterian	69 68	275	H	Bethune-Cookman	77 76									

Non-Div I Games: Coastal Ga. 68 46

Ga. Southern

Average RPI Win:	256	WON-LOST	WINNING	LAST 10	STRENGTH OF	OPP. STRENGTH	TEAM	ADJ.	CONF.	ADJ CONF.
Average RPI Loss:	202	RECORD	PCT. RANK	GAMES	SCHEDULE	OF SCHEDULE	RPI	RPI	RPI	RPI
DIV. I ONLY	7- 8	196	6-4	277	331	244	244	28	28	
DIV. I NON-CONF.	3- 6	241	0- 0	269	281	265	265	29	29	
<hr/>										
TOTALS	RPI 1-25	RPI 26-50	W-L RECORDS	RPI 51-100	RPI 101-150	RPI 150+				
7- 8	0- 0	0- 0	OVERALL	0- 0	1- 3	6- 5				
3- 4	0- 0	0- 0	HOME	0- 0	1- 2	2- 2				
4- 4	0- 0	0- 0	AWAY	0- 0	0- 1	4- 3				
0- 0	0- 0	0- 0	NEUTRAL	0- 0	0- 0	0- 0				
3- 6	0- 0	0- 0	NON-CONFERENCE	0- 0	1- 2	2- 4				
1- 2	0- 0	0- 0	HOME	0- 0	1- 1	0- 1				
2- 4	0- 0	0- 0	AWAY	0- 0	0- 1	2- 3				
0- 0	0- 0	0- 0	NEUTRAL	0- 0	0- 0	0- 0				
4- 2	0- 0	0- 0	CONFERENCE	0- 0	0- 1	4- 1				
2- 2	0- 0	0- 0	HOME	0- 0	0- 1	2- 1				
2- 0	0- 0	0- 0	AWAY	0- 0	0- 0	2- 0				
0- 0	0- 0	0- 0	NEUTRAL	0- 0	0- 0	0- 0				

RPI 1-25				RPI 26-50				RPI 51-100				RPI 101+				Team's RPI: 244
RPI	S	Opponent	Score	RPI	S	Opponent	Score	RPI	S	Opponent	Score	RPI	S	Opponent	Score	
												121	A	Drexel	48	65
												139	H	High Point	61	78
												141	H	Morehead St.	69	84
												145	H	Davi dson	54	49
												181	A	Del aware	45	69
												200	H	UNC Asheville	69	59
												211	A	Fl ori da	60	58
												236	H	Mt. St. Mary's	62	69
												240	A	Campbel l	52	38
												250	A	Furman	57	70
												273	A	Wofford	53	59
												278	H	Winthrop	62	64
												327	A	Presbyteri an	66	58
												328	A	Western Caro.	62	52
												342	H	USC Upstate	92	72
<hr/>																
LAST 12 Division I GAMES:																
				200	H	UNC Asheville	69	59	342	H	USC Upstate	92	72			
				240	A	Campbel l	52	38	278	H	Winthrop	62	64			
				328	A	Western Caro.	62	52	327	A	Presbyteri an	66	58			
				181	A	Del aware	45	69	139	H	High Point	61	78			
				121	A	Drexel	48	65	236	H	Mt. St. Mary's	62	69			
				250	A	Furman	57	70	273	A	Wofford	53	59			

Non-Div I Games: Converse 79 51 Warren Wilson 100 37 Pfeiffer 82 46

Gardner-Webb

Average RPI Win: 233

Average RPI Loss: 146

WON-LOST
RECORDWINNING
PCT. RANKLAST 10
GAMESSTRENGTH OF
SCHEDULEOPP. STRENGTH
OF SCHEDULETEAM
RPIADJ.
RPICONF.
RPIADJ CONF.
RPI

DIV. I ONLY	10- 8	141	6-4	310	122	196	196	17	17
DIV. I NON-CONF.	8- 5	120	0- 0	319	125	196	196	17	17

TOTALS	RPI 1-25	RPI 26-50	W-L RECORDS	RPI 51-100	RPI 101-150	RPI 150+			
10- 8	0- 0	0- 0	OVERALL	0- 1	0- 4	10- 3			
5- 3	0- 0	0- 0	HOME	0- 0	0- 1	5- 2			
5- 5	0- 0	0- 0	AWAY	0- 1	0- 3	5- 1			
0- 0	0- 0	0- 0	NEUTRAL	0- 0	0- 0	0- 0			
8- 5	0- 0	0- 0	NON-CONFERENCE	0- 1	0- 3	8- 1			
5- 1	0- 0	0- 0	HOME	0- 0	0- 1	5- 0			
3- 4	0- 0	0- 0	AWAY	0- 1	0- 2	3- 1			
0- 0	0- 0	0- 0	NEUTRAL	0- 0	0- 0	0- 0			
2- 3	0- 0	0- 0	CONFERENCE	0- 0	0- 1	2- 2			
0- 2	0- 0	0- 0	HOME	0- 0	0- 0	0- 2			
2- 1	0- 0	0- 0	AWAY	0- 0	0- 1	2- 0			
0- 0	0- 0	0- 0	NEUTRAL	0- 0	0- 0	0- 0			

RPI 1-25				RPI 26-50				RPI 51-100				RPI 101+ Team's RPI: 196					
RPI	S	Opponent	Score	RPI	S	Opponent	Score	RPI	S	Opponent	Score	RPI	S	Opponent	Score		
								66	A	Kansas	56	77	105	A	American	71	86
												115	A	Washington	52	81	
												118	H	Houston	56	66	
												145	A	Davidson	59	67	
												153	H	Duquesne	57	60	
												181	H	Delaware	72	46	
												183	A	Massachusetts	70	52	
												189	A	George Washington	64	60	
												190	A	UMKC	91	84	
												219	A	Air Force	78	71	
												223	A	Howard	59	73	
												225	H	UMES	70	49	
												234	H	Colgate	64	61	
												246	H	St. Bonaventure	57	68	
												291	H	Col. of Charleston	66	52	
												296	H	Loyola Maryland	70	38	
												324	A	Eastern Ky.	91	75	
LAST 12 Division I GAMES:																	
145	A	Davidson	59	67	189	A	George Washington	64	60								
291	H	Col. of Charleston	66	52	183	A	Massachusetts	70	52								
225	H	UMES	70	49	153	H	Duquesne	57	60								
118	H	Houston	56	66	246	H	St. Bonaventure	57	68								
324	A	Eastern Ky.	91	75	115	A	Washington	52	81								
181	H	Delaware	72	46	223	A	Howard	59	73								

Non-Div I Games:

George Mason

Loss,
Non-Conf, S Site, H Home A Away N Neutral

Average RPI Win:	157	WON-LOST	WINNING	LAST 10	STRENGTH OF	OPP. STRENGTH	TEAM	ADJ.	CONF.	ADJ CONF.
Average RPI Loss:	127	RECORD	PCT. RANK	GAMES	SCHEDULE	OF SCHEDULE	RPI	RPI	RPI	RPI
DIV. I ONLY	7- 12	243	5-5	66	134	189	189	17	17	
DIV. I NON-CONF.	3- 10	278	0- 0	46	108	225	225	17	17	

TOTALS	RPI 1-25	RPI 26-50	W-L RECORDS	RPI 51-100	RPI 101-150	RPI 150+				
7- 12	0- 2	0- 3	OVERALL	1- 0	3- 3	3- 4				
5- 6	0- 1	0- 1	HOME	1- 0	3- 1	1- 3				
2- 4	0- 0	0- 1	AWAY	0- 0	0- 2	2- 1				
0- 2	0- 1	0- 1	NEUTRAL	0- 0	0- 0	0- 0				
3- 10	0- 2	0- 3	NON-CONFERENCE	1- 0	1- 2	1- 3				
3- 4	0- 1	0- 1	HOME	1- 0	1- 0	1- 2				
0- 4	0- 0	0- 1	AWAY	0- 0	0- 2	0- 1				
0- 2	0- 1	0- 1	NEUTRAL	0- 0	0- 0	0- 0				
4- 2	0- 0	0- 0	CONFERENCE	0- 0	2- 1	2- 1				
2- 2	0- 0	0- 0	HOME	0- 0	2- 1	0- 1				
2- 0	0- 0	0- 0	AWAY	0- 0	0- 0	2- 0				
0- 0	0- 0	0- 0	NEUTRAL	0- 0	0- 0	0- 0				

RPI 1-25				RPI 26-50				RPI 51-100				RPI 101+ Team's RPI: 189			
RPI	S	Opponent	Score	RPI	S	Opponent	Score	RPI	S	Opponent	Score	RPI	S	Opponent	Score
6	N	NC State	61 69	37	N	Georgi a Tech	55 70	80	H	Princeton	64 49	101	H	Towson	76 63
24	H	Maryland	30 69	45	H	Villanova	45 60					108	H	Dayton	46 45
				49	A	James Madison	37 50					131	H	Fordham	38 50
												135	A	South Fla.	30 63
												137	H	VCU	57 48
												148	A	William & Mary	59 73
												174	H	Mercer	53 61
												176	A	Rhode Island	64 59
												196	H	George Mason	60 64
												222	H	Memphis	51 38
												245	H	Monmouth	51 55
												276	A	La Salle	67 59
												332	A	Iona	43 52

LAST 12 Division I GAMES:															
176	A	Rhode Island	64 59	137	H	VCU	57 48								
131	H	Fordham	38 50	196	H	George Mason	60 64								
222	H	Memphis	51 38	276	A	La Salle	67 59								
148	A	William & Mary	59 73	108	H	Dayton	46 45								
174	H	Mercer	53 61	45	H	Villanova	45 60								
135	A	South Fla.	30 63	245	H	Monmouth	51 55								

Non-Div I Games:

George Washington

Average RPI Win:	174	WON-LOST	WINNING	LAST 10	STRENGTH OF	OPP. STRENGTH	TEAM	ADJ.	CONF.	ADJ CONF.
Average RPI Loss:	49	RECORD	PCT. RANK	GAMES	SCHEDULE	OF SCHEDULE	RPI	RPI	RPI	RPI
DIV. I ONLY	9- 10	181	4-6	20	54	95	95	5	5	
DIV. I NON-CONF.	6- 5	143	0- 0	31	97	82	82	4	4	
<hr/>										
TOTALS	RPI 1-25	RPI 26-50	W-L RECORDS	RPI 51-100	RPI 101-150	RPI 150+				
9- 10	0- 3	1- 4	OVERALL	1- 1	2- 2	5- 0				
6- 5	0- 2	1- 2	HOME	0- 0	2- 1	3- 0				
3- 3	0- 0	0- 1	AWAY	1- 1	0- 1	2- 0				
0- 2	0- 1	0- 1	NEUTRAL	0- 0	0- 0	0- 0				
6- 5	0- 2	0- 2	NON-CONFERENCE	0- 0	2- 1	4- 0				
4- 2	0- 1	0- 0	HOME	0- 0	2- 1	2- 0				
2- 1	0- 0	0- 1	AWAY	0- 0	0- 0	2- 0				
0- 2	0- 1	0- 1	NEUTRAL	0- 0	0- 0	0- 0				
3- 5	0- 1	1- 2	CONFERENCE	1- 1	0- 1	1- 0				
2- 3	0- 1	1- 2	HOME	0- 0	0- 0	1- 0				
1- 2	0- 0	0- 0	AWAY	1- 1	0- 1	0- 0				
0- 0	0- 0	0- 0	NEUTRAL	0- 0	0- 0	0- 0				

RPI 1-25				RPI 26-50				RPI 51-100				Team's RPI : 95				RPI 101+			
RPI	S	Opponent	Score	RPI	S	Opponent	Score	RPI	S	Opponent	Score	RPI	S	Opponent	Score	RPI	S	Opponent	Score
2	N	Baylor	46 67	34	N	Buffal o	64 73	68	A	Crei ghton	38 65	107	A	St. John' s (NY)	51 59				
6	H	NC State	65 76	35	H	Butl er	50 59	90	A	Provi dence	68 52	116	H	Pi ttsburgh	70 41				
11	H	Marquette	62 72	36	H	DePaul	64 69					131	H	Fordham	58 38				
				45	H	Vi l l anova	68 63					137	H	VCU	45 47				
				49	A	James Madi son	57 69					184	H	Xavi er	68 61				
												199	A	Ri der	79 49				
												225	H	UMES	74 55				
												280	A	Ri chmond	73 53				
												296	H	Loyol a Maryl and	45 30				
LAST 12 Division I GAMES:																			
68	A	Creighton	38 65	107	A	St. John' s (NY)	51 59												
90	A	Providence	68 52	45	H	Villanova	68 63												
35	H	Butler	50 59	11	H	Marquette	62 72												
184	H	Xavier	68 61	36	H	DePaul	64 69												
199	A	Rider	79 49	137	H	VCU	45 47												
6	H	NC State	65 76	131	H	Fordham	58 38												

Non-Div I Games:

Georgetown

Average RPI Win:	234	WON-LOST	WINNING	LAST 10	STRENGTH OF	OPP. STRENGTH	TEAM	ADJ.	CONF.	ADJ CONF.
Average RPI Loss:	31	RECORD	PCT. RANK	GAMES	SCHEDULE	OF SCHEDULE	RPI	RPI	RPI	RPI
DIV. I ONLY	12- 7	98	6-4	138	93	114	114	6	6	
DIV. I NON-CONF.	9- 4	85	0- 0	273	228	161	161	6	6	

TOTALS	RPI 1-25	RPI 26-50	W-L RECORDS	RPI 51-100	RPI 101-150	RPI 150+				
12- 7	0- 3	0- 4	OVERALL	2- 0	0- 0	10- 0				
10- 1	0- 1	0- 0	HOME	2- 0	0- 0	8- 0				
1- 5	0- 1	0- 4	AWAY	0- 0	0- 0	1- 0				
1- 1	0- 1	0- 0	NEUTRAL	0- 0	0- 0	1- 0				
9- 4	0- 1	0- 3	NON-CONFERENCE	0- 0	0- 0	9- 0				
8- 0	0- 0	0- 0	HOME	0- 0	0- 0	8- 0				
0- 3	0- 0	0- 3	AWAY	0- 0	0- 0	0- 0				
1- 1	0- 1	0- 0	NEUTRAL	0- 0	0- 0	1- 0				
3- 3	0- 2	0- 1	CONFERENCE	2- 0	0- 0	1- 0				
2- 1	0- 1	0- 0	HOME	2- 0	0- 0	0- 0				
1- 2	0- 1	0- 1	AWAY	0- 0	0- 0	1- 0				
0- 0	0- 0	0- 0	NEUTRAL	0- 0	0- 0	0- 0				

RPI 1-25				RPI 26-50				RPI 51-100				RPI 101+				Team's RPI: 114
RPI	S	Opponent	Score	RPI	S	Opponent	Score	RPI	S	Opponent	Score	RPI	S	Opponent	Score	
9	A	Mississippi St.	71 80	37	A	Georgia Tech	53 63	52	H	LSU	63 50	164	A	Vanderbilt	71 64	
22	H	Texas A&M	66 76	38	A	Missouri	35 61	53	H	Tennessee	66 62	174	H	Mercer	67 60	
24	N	Maryland	51 58	44	A	UCLA	69 80					246	H	St. Bonaventure	67 40	
				45	A	Villanova	56 62					250	H	Furman	61 38	
												278	H	Winthrop	85 39	
												282	H	Ga. Southern	81 38	
												319	N	Morgan St.	60 33	
												325	H	Lipscomb	77 45	
												327	H	Presbyterian	83 59	
												336	H	Charleston So.	83 75	

LAST 12 Division I GAMES:																
164	A	Vanderbilt	71 64	22	H	Texas A&M	66 76									
52	H	LSU	63 50	38	A	Missouri	35 61									
327	H	Presbyterian	83 59	53	H	Tennessee	66 62									
282	H	Ga. Southern	81 38	9	A	Mississippi St.	71 80									
325	H	Lipscomb	77 45	250	H	Furman	61 38									
45	A	Villanova	56 62	336	H	Charleston So.	83 75									

Non-Div I Games:

Georgia

Average RPI Win:	252	WON-LOST	WINNING	LAST 10	STRENGTH OF	OPP. STRENGTH	TEAM	ADJ.	CONF.	ADJ CONF.
Average RPI Loss:	121	RECORD	PCT. RANK	GAMES	SCHEDULE	OF SCHEDULE	RPI	RPI	RPI	RPI
DIV. I ONLY	10- 8	141	6-4	180	270	165	165	14	14	
DIV. I NON-CONF.	6- 5	143	0- 0	249	254	190	190	15	15	

TOTALS	RPI 1-25	RPI 26-50	W-L RECORDS	RPI 51-100	RPI 101-150	RPI 150+				
10- 8	0- 1	0- 1	OVERALL	1- 2	1- 1	8- 3				
6- 3	0- 0	0- 1	HOME	1- 0	1- 1	4- 1				
4- 5	0- 1	0- 0	AWAY	0- 2	0- 0	4- 2				
0- 0	0- 0	0- 0	NEUTRAL	0- 0	0- 0	0- 0				
6- 5	0- 1	0- 1	NON-CONFERENCE	0- 2	0- 0	6- 1				
4- 1	0- 0	0- 1	HOME	0- 0	0- 0	4- 0				
2- 4	0- 1	0- 0	AWAY	0- 2	0- 0	2- 1				
0- 0	0- 0	0- 0	NEUTRAL	0- 0	0- 0	0- 0				
4- 3	0- 0	0- 0	CONFERENCE	1- 0	1- 1	2- 2				
2- 2	0- 0	0- 0	HOME	1- 0	1- 1	0- 1				
2- 1	0- 0	0- 0	AWAY	0- 0	0- 0	2- 1				
0- 0	0- 0	0- 0	NEUTRAL	0- 0	0- 0	0- 0				

RPI 1-25				RPI 26-50				RPI 51-100				RPI 101+				Team's RPI: 165
RPI	S	Opponent	Score	RPI	S	Opponent	Score	RPI	S	Opponent	Score	RPI	S	Opponent	Score	
25	A	Florida St.	43 79	37	H	Georgia Tech	71 78	73	A	Middle Tenn.	54 69	126	H	UT Arlington	50 48	
								78	A	Rice	49 66	136	H	South Alabama	59 68	
								99	H	Troy	84 80	154	A	Texas St.	57 34	
												154	H	Texas St.	60 69	
												204	A	Jacksonville St.	56 61	
												258	A	Louisiana	54 57	
												275	H	Bethune-Cookman	62 57	
												283	A	Fla. Atlantic	75 59	
												289	H	Kennesaw St.	79 73	
												308	A	FIU	67 61	
												314	A	La.-Monroe	56 41	
												318	H	UNC Greensboro	70 63	
												349	H	N.C. Central	65 54	
LAST 12 Division I GAMES:																
258	A	Louisiana	54 57	154	A	Texas St.	57 34									
154	H	Texas St.	60 69	99	H	Troy	84 80									
126	H	UT Arlington	50 48	136	H	South Alabama	59 68									
25	A	Florida St.	43 79	314	A	La.-Monroe	56 41									
275	H	Bethune-Cookman	62 57	204	A	Jacksonville St.	56 61									
349	H	N.C. Central	65 54	289	H	Kennesaw St.	79 73									

Non-Div I Games:

Georgia St.

■ Loss,
 ■ Non-Conf,
 ■ S Site,
 ■ H Home
 ■ A Away
 N Neutral

Average RPI Win:	155	WON-LOST	WINNING	LAST 10	STRENGTH OF	OPP. STRENGTH	TEAM	ADJ.	CONF.	ADJ CONF.
Average RPI Loss:	49	RECORD	PCT. RANK	GAMES	SCHEDULE	OF SCHEDULE	RPI	RPI	RPI	RPI
DIV. I ONLY	13- 6	76	6-4	47	27	37	37	1	1	
DIV. I NON-CONF.	10- 3	59	0- 0	162	119	62	62	1	1	

TOTALS	RPI 1-25	RPI 26-50	W-L RECORDS	RPI 51-100	RPI 101-150	RPI 150+				
13- 6	1- 3	0- 1	OVERALL	3- 0	3- 2	6- 0				
8- 1	1- 1	0- 0	HOME	1- 0	2- 0	4- 0				
2- 4	0- 2	0- 1	AWAY	1- 0	0- 1	1- 0				
3- 1	0- 0	0- 0	NEUTRAL	1- 0	1- 1	1- 0				
10- 3	0- 1	0- 0	NON-CONFERENCE	1- 0	3- 2	6- 0				
6- 0	0- 0	0- 0	HOME	0- 0	2- 0	4- 0				
1- 2	0- 1	0- 0	AWAY	0- 0	0- 1	1- 0				
3- 1	0- 0	0- 0	NEUTRAL	1- 0	1- 1	1- 0				
3- 3	1- 2	0- 1	CONFERENCE	2- 0	0- 0	0- 0				
2- 1	1- 1	0- 0	HOME	1- 0	0- 0	0- 0				
1- 2	0- 1	0- 1	AWAY	1- 0	0- 0	0- 0				
0- 0	0- 0	0- 0	NEUTRAL	0- 0	0- 0	0- 0				

RPI 1-25				RPI 26-50				Team's RPI: 37				RPI 51-100				RPI 101+			
RPI	S	Opponent	Score	RPI	S	Opponent	Score	RPI	S	Opponent	Score	RPI	S	Opponent	Score	RPI	S	Opponent	Score
1	H	Notre Dame	55 76	40	A	Clemson	61 71	51	H	Duke	70 64	103	H	Appalachian St.	71 53				
3	A	Louisville	44 61					76	A	Boston College	81 76	106	N	Idaho St.	74 51				
8	H	Syracuse	65 55					88	N	Seton Hall	84 73	108	N	Dayton	66 85				
24	A	Maryland	54 67									114	H	Georgia	63 53				
												118	A	Houston	89 95				
												165	A	Georgia St.	78 71				
												189	N	George Washington	70 55				
												227	H	Alabama St.	69 42				
												273	H	Wofford	81 40				
												289	H	Kennesaw St.	60 35				
												328	H	Western Caro.	84 49				
LAST 12 Division I GAMES:																			
1	H	Notre Dame	55 76	8	H	Syracuse	65 55												
76	A	Boston College	81 76	40	A	Clemson	61 71												
273	H	Wofford	81 40	3	A	Louisville	44 61												
108	N	Dayton	66 85	51	H	Duke	70 64												
88	N	Seton Hall	84 73	227	H	Alabama St.	69 42												
289	H	Kennesaw St.	60 35	165	A	Georgia St.	78 71												

Non-Div I Games:

Georgia Tech

Average RPI	Win:	130	WON-LOST	WINNING	LAST 10	STRENGTH OF	OPP. STRENGTH	TEAM	ADJ.	CONF.	ADJ CONF.
Average RPI	Loss:	11	RECORD	PCT. RANK	GAMES	SCHEDULE	OF SCHEDULE	RPI	RPI	RPI	RPI
DIV. I ONLY		18- 2		11	9-1	56	14	14	14	7	7
DIV. I NON-CONF.		11- 1		13	1- 0	63	3	11	11	7	7

TOTALS	RPI 1-25		RPI 26-50		W-L RECORDS	RPI 51-100		RPI 101-150		RPI 150+	
18- 2	2- 2		1- 0		OVERALL	3- 0		5- 0		7- 0	
10- 0	1- 0		1- 0		HOME	2- 0		3- 0		3- 0	
6- 1	0- 1		0- 0		AWAY	1- 0		1- 0		4- 0	
2- 1	1- 1		0- 0		NEUTRAL	0- 0		1- 0		0- 0	
11- 1	2- 1		0- 0		NON-CONFERENCE	2- 0		3- 0		4- 0	
6- 0	1- 0		0- 0		HOME	1- 0		2- 0		2- 0	
3- 0	0- 0		0- 0		AWAY	1- 0		0- 0		2- 0	
2- 1	1- 1		0- 0		NEUTRAL	0- 0		1- 0		0- 0	
7- 1	0- 1		1- 0		CONFERENCE	1- 0		2- 0		3- 0	
4- 0	0- 0		1- 0		HOME	1- 0		1- 0		1- 0	
3- 1	0- 1		0- 0		AWAY	0- 0		1- 0		2- 0	
0- 0	0- 0		0- 0		NEUTRAL	0- 0		0- 0		0- 0	

RPI	S	Opponent	Score	RPI	S	Opponent	Score	RPI	S	Opponent	Score	RPI	S	Opponent	Score
1	N	Notre Dame	65 81	48	H	Saint Mary's (CA)	74 62	74	H	Paci fic	88 65	106	H	Idaho St.	70 51
5	H	Stanford	79 73					87	A	Missouri St.	70 67	112	A	Loyol a Marymount	78 53
16	N	Rutgers	57 40					94	H	Washi ngton St.	76 53	124	N	Western Ky.	76 55
20	A	BYU	68 70									125	H	Idaho	88 51
												144	H	Portl and	97 71
												152	H	Montana	76 52
												157	A	Pepperdi ne	79 54
												173	A	Eastern Wash.	63 51
												214	H	Col orado St.	50 39
												216	A	UNLV	70 59
												235	H	San Franci sco	78 51
												249	A	San Di ego	86 61

LAST 12 Division I GAMES:															
20	A	BYU	68 70	124	N	Western Ky.	76 55								
144	H	Portland	97 71	16	N	Rutgers	57 40								
74	H	Paci fic	88 65	235	H	San Franci sco	78 51								
48	H	Saint Mary's (CA)	74 62	249	A	San Di ego	86 61								
157	A	Pepperdi ne	79 54	125	H	Idaho	88 51								
112	A	Loyol a Marymount	78 53	87	A	Missouri St.	70 67								

Non-Div I Games:

Gonzaga

Average RPI	Win: 222	WON-LOST	WINNING	LAST 10	STRENGTH OF	OPP. STRENGTH	TEAM	ADJ.	CONF.	ADJ CONF.
Average RPI	Loss: 125	RECORD	PCT. RANK	GAMES	SCHEDULE	OF SCHEDULE	RPI	RPI	RPI	RPI
DIV. I ONLY	8- 10	204	7-3	182	167	160	160	29	29	
DIV. I NON-CONF.	3- 9	271	0- 0	57	90	178	178	26	26	

TOTALS	RPI 1-25	RPI 26-50	W-L RECORDS	RPI 51-100	RPI 101-150	RPI 150+				
8- 10	0- 0	1- 1	OVERALL	0- 3	1- 3	6- 3				
2- 1	0- 0	0- 0	HOME	0- 0	0- 0	2- 1				
4- 8	0- 0	0- 0	AWAY	0- 3	0- 3	4- 2				
2- 1	0- 0	1- 1	NEUTRAL	0- 0	1- 0	0- 0				
3- 9	0- 0	1- 1	NON-CONFERENCE	0- 3	1- 3	1- 2				
1- 0	0- 0	0- 0	HOME	0- 0	0- 0	1- 0				
0- 8	0- 0	0- 0	AWAY	0- 3	0- 3	0- 2				
2- 1	0- 0	1- 1	NEUTRAL	0- 0	1- 0	0- 0				
5- 1	0- 0	0- 0	CONFERENCE	0- 0	0- 0	5- 1				
1- 1	0- 0	0- 0	HOME	0- 0	0- 0	1- 1				
4- 0	0- 0	0- 0	AWAY	0- 0	0- 0	4- 0				
0- 0	0- 0	0- 0	NEUTRAL	0- 0	0- 0	0- 0				

RPI 1-25				RPI 26-50				RPI 51-100				RPI 101+ Team's RPI: 160			
RPI	S	Opponent	Score	RPI	S	Opponent	Score	RPI	S	Opponent	Score	RPI	S	Opponent	Score
				27	N	Indiana	65 62	57	A	Auburn	48 97	112	N	Loyola Marymount	62 61
				29	N	South Dakota	53 67	66	A	Kansas	45 76	119	A	Alabama	55 73
								67	A	Oklahoma St.	40 86	126	A	UT Arlington	54 78
												135	A	South Fla.	50 67
												187	H	Southern U.	81 86
												191	A	Southern Miss.	47 68
												210	A	Prairie View	64 63
												227	A	Alabama St.	80 72
												247	A	Texas Southern	75 67
												272	A	Wichita St.	61 70
												281	A	Alabama A&M	63 51
												323	H	McNeese	75 51
												350	H	Alcorn	61 56

LAST 12 Division I GAMES:															
				281	A	Alabama A&M	63 51	210	A	Prairie View	64 63				
				227	A	Alabama St.	80 72	247	A	Texas Southern	75 67				
				67	A	Oklahoma St.	40 86	350	H	Alcorn	61 56				
				112	N	Loyola Marymount	62 61	187	H	Southern U.	81 86				
				27	N	Indiana	65 62	135	A	South Fla.	50 67				
				29	N	South Dakota	53 67	272	A	Wichita St.	61 70				

Non-Div I Games:

Grambling

■ Loss,
 ■ Non-Conf,
 ■ S Site,
 ■ Home
 ■ A Away
 N Neutral

Grand Canyon

Through Games Of Jan. 25, 2019

Average RPI Win:	293	WON-LOST	WINNING	LAST 10	STRENGTH OF	OPP. STRENGTH	TEAM	ADJ.	CONF.	ADJ CONF.
Average RPI Loss:	214	RECORD	PCT. RANK	GAMES	SCHEDULE	OF SCHEDULE	RPI	RPI	RPI	RPI
DIV. I ONLY	4- 12	289	2-8	335	301	339	339	30	30	
DIV. I NON-CONF.	2- 8	293	0- 0	316	302	344	344	30	30	

TOTALS	RPI 1-25	RPI 26-50	W-L RECORDS	RPI 51-100	RPI 101-150	RPI 150+				
4- 12	0- 0	0- 0	OVERALL	0- 0	0- 2	4- 10				
3- 4	0- 0	0- 0	HOME	0- 0	0- 1	3- 3				
1- 8	0- 0	0- 0	AWAY	0- 0	0- 1	1- 7				
0- 0	0- 0	0- 0	NEUTRAL	0- 0	0- 0	0- 0				
2- 8	0- 0	0- 0	NON-CONFERENCE	0- 0	0- 2	2- 6				
2- 3	0- 0	0- 0	HOME	0- 0	0- 1	2- 2				
0- 5	0- 0	0- 0	AWAY	0- 0	0- 1	0- 4				
0- 0	0- 0	0- 0	NEUTRAL	0- 0	0- 0	0- 0				
2- 4	0- 0	0- 0	CONFERENCE	0- 0	0- 0	2- 4				
1- 1	0- 0	0- 0	HOME	0- 0	0- 0	1- 1				
1- 3	0- 0	0- 0	AWAY	0- 0	0- 0	1- 3				
0- 0	0- 0	0- 0	NEUTRAL	0- 0	0- 0	0- 0				

RPI 1-25				RPI 26-50				RPI 51-100				RPI 101+ Team's RPI: 339			
RPI	S	Opponent	Score	RPI	S	Opponent	Score	RPI	S	Opponent	Score	RPI	S	Opponent	Score
												134	A	UNCW	55 77
												140	H	Portland St.	55 60
												152	H	Montana	47 69
												156	H	Indiana St.	81 88
												162	A	Santa Clara	55 75
												179	H	New Mexico St.	54 51
												190	A	UMKC	45 73
												224	A	East Carolina	47 59
												238	A	Utah Valley	46 57
												255	H	UTRGV	50 66
												268	A	Long Beach St.	50 57
												302	A	UC Santa Barbara	55 66
												305	H	Incarnate Word	74 63
												337	A	Seattle U	74 73
												344	A	Chicago St.	48 50
												351	H	LIU Brooklyn	65 62

LAST 12 Division I GAMES:															
337	A	Seattle U	74 73	190	A	UMKC	45 73								
238	A	Utah Valley	46 57	344	A	Chicago St.	48 50								
162	A	Santa Clara	55 75	255	H	UTRGV	50 66								
268	A	Long Beach St.	50 57	179	H	New Mexico St.	54 51								
140	H	Portland St.	55 60	302	A	UC Santa Barbara	55 66								
152	H	Montana	47 69	351	H	LIU Brooklyn	65 62								

Non-Div I Games:

Grand Canyon

■ Loss,
 ■ Non-Conf,
 ■ S Site,
 ■ H Home
 ■ A Away
 N Neutral

Average RPI Win:	200	WON-LOST	WINNING	LAST 10	STRENGTH OF	OPP. STRENGTH	TEAM	ADJ.	CONF.	ADJ CONF.
Average RPI Loss:	43	RECORD	PCT. RANK	GAMES	SCHEDULE	OF SCHEDULE	RPI	RPI	RPI	RPI
DIV. I ONLY	11- 6	93	8-2	115	90	64	64	20	20	
DIV. I NON-CONF.	4- 5	190	0- 0	7	8	37	37	19	19	

TOTALS	RPI 1-25	RPI 26-50	W-L RECORDS	RPI 51-100	RPI 101-150	RPI 150+				
11- 6	0- 1	1- 3	OVERALL	1- 2	2- 0	7- 0				
6- 1	0- 0	0- 0	HOME	1- 1	2- 0	3- 0				
5- 5	0- 1	1- 3	AWAY	0- 1	0- 0	4- 0				
0- 0	0- 0	0- 0	NEUTRAL	0- 0	0- 0	0- 0				
4- 5	0- 1	1- 3	NON-CONFERENCE	1- 1	1- 0	1- 0				
3- 1	0- 0	0- 0	HOME	1- 1	1- 0	1- 0				
1- 4	0- 1	1- 3	AWAY	0- 0	0- 0	0- 0				
0- 0	0- 0	0- 0	NEUTRAL	0- 0	0- 0	0- 0				
7- 1	0- 0	0- 0	CONFERENCE	0- 1	1- 0	6- 0				
3- 0	0- 0	0- 0	HOME	0- 0	1- 0	2- 0				
4- 1	0- 0	0- 0	AWAY	0- 1	0- 0	4- 0				
0- 0	0- 0	0- 0	NEUTRAL	0- 0	0- 0	0- 0				

RPI 1-25				RPI 26-50				RPI 51-100				RPI 101+			
RPI	S	Opponent	Score	RPI	S	Opponent	Score	RPI	S	Opponent	Score	RPI	S	Opponent	Score
11	A	Marquette	54 80	29	A	South Dakota	49 55	59	H	Maine	70 39	108	H	Dayton	51 35
				31	A	South Dakota St.	47 77	69	H	Northwestern	55 57	122	H	Youngstown St.	60 42
				36	A	DePaul	64 73	82	A	Wright St.	67 85	177	H	Wisconsin	55 46
				38	A	Missouri	56 49					192	A	Milwaukee	76 62
												261	H	Cleveland St.	62 53
												287	A	Northern Ky.	81 61
												293	A	Oakland	77 53
												331	H	UIC	62 32
												333	A	Detroit Mercy	65 40

Team's RPI: 64															
LAST 12 Division I GAMES:															
				261	H	Cleveland St.	62 53	331	H	UIC	62 32				
				287	A	Northern Ky.	81 61	293	A	Oakland	77 53				
				82	A	Wright St.	67 85	333	A	Detroit Mercy	65 40				
				192	A	Milwaukee	76 62	122	H	Youngstown St.	60 42				
				11	A	Marquette	54 80	29	A	South Dakota	49 55				
				177	H	Wisconsin	55 46	31	A	South Dakota St.	47 77				

Non-Div I Games: Wis.-Parkside 81 32

Green Bay

Average RPI Win:	232	WON-LOST	WINNING	LAST 10	STRENGTH OF	OPP. STRENGTH	TEAM	ADJ.	CONF.	ADJ CONF.
Average RPI Loss:	169	RECORD	PCT. RANK	GAMES	SCHEDULE	OF SCHEDULE	RPI	RPI	RPI	RPI
DIV. I ONLY	8- 8	165	5-5	241	237	194	194	28	28	
DIV. I NON-CONF.	3- 7	256	0- 1	196	128	259	259	29	29	

TOTALS	RPI 1-25	RPI 26-50	W-L RECORDS	RPI 51-100	RPI 101-150	RPI 150+				
8- 8	0- 1	1- 0	OVERALL	0- 1	1- 1	6- 5				
4- 2	0- 0	1- 0	HOME	0- 0	1- 1	2- 1				
4- 4	0- 1	0- 0	AWAY	0- 0	0- 0	4- 3				
0- 2	0- 0	0- 0	NEUTRAL	0- 1	0- 0	0- 1				
3- 7	0- 1	1- 0	NON-CONFERENCE	0- 1	0- 1	2- 4				
2- 2	0- 0	1- 0	HOME	0- 0	0- 1	1- 1				
1- 3	0- 1	0- 0	AWAY	0- 0	0- 0	1- 2				
0- 2	0- 0	0- 0	NEUTRAL	0- 1	0- 0	0- 1				
5- 1	0- 0	0- 0	CONFERENCE	0- 0	1- 0	4- 1				
2- 0	0- 0	0- 0	HOME	0- 0	1- 0	1- 0				
3- 1	0- 0	0- 0	AWAY	0- 0	0- 0	3- 1				
0- 0	0- 0	0- 0	NEUTRAL	0- 0	0- 0	0- 0				

RPI 1-25				RPI 26-50				RPI 51-100				RPI 101+				Team's RPI: 194
RPI	S	Opponent	Score	RPI	S	Opponent	Score	RPI	S	Opponent	Score	RPI	S	Opponent	Score	
6	A	NC State	51 83	49	H	James Madi son	72 65	71	N	SFA	68 70	132	H	Chattanooga	50 58	
												146	H	Radford	68 54	
												193	H	El on	62 77	
												197	A	Cornell	53 79	
												200	A	UNC Asheville	61 58	
												221	H	Samford	64 57	
												240	A	Campbel l	46 52	
												251	N	Sacramento St.	61 65	
												263	A	Col umbi a	63 88	
												278	A	Winthrop	84 63	
												283	A	Fla. Atlantic	72 68	
												336	A	Charleston So.	74 66	
												346	H	Longwood	66 40	

LAST 12 Division I GAMES:																
146	H	Radford	68 54	251	N	Sacramento St.	61 65	278	A	Winthrop	84 63	346	H	Longwood	66 40	
200	A	UNC Asheville	61 58	240	A	Campbel l	46 52	197	A	NC State	51 83					
336	A	Charleston So.	74 66	193	H	El on	62 77									
263	A	Col umbi a	63 88													
197	A	Cornell	53 79													
71	N	SFA	68 70													

Non-Div I Games: Mid-Atlantic Christ.115 48

Hampton

Average RPI Win:	232	WON-LOST	WINNING	LAST 10	STRENGTH OF	OPP. STRENGTH	TEAM	ADJ.	CONF.	ADJ CONF.
Average RPI Loss:	57	RECORD	PCT. RANK	GAMES	SCHEDULE	OF SCHEDULE	RPI	RPI	RPI	RPI
DIV. I ONLY	13- 7	91	8-2	143	160	100	100	23	23	
DIV. I NON-CONF.	7- 7	162	0- 1	98	85	116	116	23	23	

TOTALS	RPI 1-25	RPI 26-50	W-L RECORDS	RPI 51-100	RPI 101-150	RPI 150+				
13- 7	0- 1	0- 4	OVERALL	2- 1	1- 0	10- 1				
6- 2	0- 0	0- 1	HOME	2- 1	1- 0	3- 0				
7- 3	0- 0	0- 3	AWAY	0- 0	0- 0	7- 0				
0- 2	0- 1	0- 0	NEUTRAL	0- 0	0- 0	0- 1				
7- 7	0- 1	0- 4	NON-CONFERENCE	1- 1	1- 0	5- 1				
4- 2	0- 0	0- 1	HOME	1- 1	1- 0	2- 0				
3- 3	0- 0	0- 3	AWAY	0- 0	0- 0	3- 0				
0- 2	0- 1	0- 0	NEUTRAL	0- 0	0- 0	0- 1				
6- 0	0- 0	0- 0	CONFERENCE	1- 0	0- 0	5- 0				
2- 0	0- 0	0- 0	HOME	1- 0	0- 0	1- 0				
4- 0	0- 0	0- 0	AWAY	0- 0	0- 0	4- 0				
0- 0	0- 0	0- 0	NEUTRAL	0- 0	0- 0	0- 0				

RPI 1-25				RPI 26-50				RPI 51-100				RPI 101+			
RPI	S	Opponent	Score	RPI	S	Opponent	Score	RPI	S	Opponent	Score	RPI	S	Opponent	Score
3	N	Louisville	69 86	28	H	Michigan St.	66 74	59	H	Maine	49 46	148	H	William & Mary	50 45
				30	A	Miami (FL)	62 75	65	H	Harvard	73 60	166	N	Southern Ill.	50 72
				45	A	Villanova	41 59	80	H	Princeton	38 75	168	A	Stony Brook	64 36
				47	A	New Mexico	65 72					176	A	Rhode Island	65 51
												269	H	Vermont	61 32
												279	H	Bryant	67 57
												292	A	Central Conn. St.	54 52
												298	A	UMass Lowell	66 44
												310	A	New Hampshire	66 48
												315	A	NJIT	84 53
												319	H	Morgan St.	80 59
												320	A	UMBC	66 52

LAST 12 Division I GAMES:															
				59	H	Maine	49 46	47	A	New Mexico	65 72				
				269	H	Vermont	61 32	30	A	Miami (FL)	62 75				
				320	A	UMBC	66 52	310	A	New Hampshire	66 48				
				168	A	Stony Brook	64 36	298	A	UMass Lowell	66 44				
				315	A	NJIT	84 53	80	H	Princeton	38 75				
				292	A	Central Conn. St.	54 52	28	H	Michigan St.	66 74				

Non-Div I Games:

Hartford

Average RPI Win: 188

Average RPI Loss: 44

WON-LOST
RECORDWINNING
PCT. RANKLAST 10
GAMESSTRENGTH OF
SCHEDULEOPP. STRENGTH
OF SCHEDULETEAM
RPIADJ.
RPICONF.
RPIADJ CONF.
RPIDIV. I ONLY
DIV. I NON-CONF.8- 6
7- 6134
1536-4
1- 052
5847
1965
6865
6811
1011
10

TOTALS

RPI 1-25

RPI 26-50

W-L RECORDS

RPI 51-100

RPI 101-150

RPI 150+

8- 6

0- 2

1- 1

OVERALL

0- 3

0- 0

7- 0

3- 3

0- 1

0- 0

HOME

0- 2

0- 0

3- 0

4- 3

0- 1

1- 1

AWAY

0- 1

0- 0

3- 0

1- 0

0- 0

0- 0

NEUTRAL

0- 0

0- 0

1- 0

7- 6

0- 2

1- 1

NON-CONFERENCE

0- 3

0- 0

6- 0

2- 3

0- 1

0- 0

HOME

0- 2

0- 0

2- 0

4- 3

0- 1

1- 1

AWAY

0- 1

0- 0

3- 0

1- 0

0- 0

0- 0

NEUTRAL

0- 0

0- 0

1- 0

1- 0

0- 0

0- 0

CONFERENCE

0- 0

0- 0

1- 0

1- 0

0- 0

0- 0

HOME

0- 0

0- 0

1- 0

0- 0

0- 0

0- 0

AWAY

0- 0

0- 0

0- 0

0- 0

0- 0

0- 0

NEUTRAL

0- 0

0- 0

0- 0

RPI 1-25

RPI 26-50

RPI 51-100

Team's RPI: 65

RPI 101+

RPI	S	Opponent	Score
1	A	Notre Dame	58 103
16	H	Rutgers	49 60

RPI	S	Opponent	Score
26	A	Purdue	65 66
32	A	Cal i forni a	85 79

RPI	S	Opponent	Score
59	H	Mai ne	60 67
60	H	Qui nni pi ac	67 72
100	A	Hartford	60 73

RPI	S	Opponent	Score
161	A	CSUN	75 55
176	A	Rhode Isl and	80 47
178	H	Boston U.	67 47
204 N		Jacksonville St.	69 62
228	H	Dartmouth	56 46
252	A	Si ena	73 54
276	H	La Salle	88 43

LAST 12 Di vi si on I GAMES:

178	H	Boston U.	67	47	161	A	CSUN	75	55
16	H	Rutgers	49	60	228	H	Dartmouth	56	46
59	H	Mai ne	60	67	32	A	Cal i forni a	85	79
60	H	Qui nni pi ac	67	72	176	A	Rhode Isl and	80	47
204 N		Jacksonville St.	69	62	252	A	Si ena	73	54
100	A	Hartford	60	73	276	H	La Salle	88	43

H
a
r
v
a
r
dH
a
r
v
a
r
d

Non-Di v I Games:

Harvard

Average RPI Win: 217
Average RPI Loss: 146

WON-LOST
RECORD

WINNING
PCT. RANK

LAST 10
GAMES

STRENGTH OF
SCHEDULE

OPP. STRENGTH
OF SCHEDULE

TEAM
RPI

ADJ.
RPI

CONF.
RPI

ADJ CONF.
RPI

DIV. I ONLY	5- 11	264	5-5	176	173	257	257	21	21
DIV. I NON-CONF.	3- 9	271	0- 1	173	132	274	274	21	21

TOTALS	RPI 1-25	RPI 26-50	W-L RECORDS	RPI 51-100	RPI 101-150	RPI 150+			
5- 11	0- 1	0- 1	OVERALL	1- 1	1- 2	3- 6			
3- 6	0- 1	0- 0	HOME	1- 1	1- 2	1- 2			
2- 4	0- 0	0- 0	AWAY	0- 0	0- 0	2- 4			
0- 1	0- 0	0- 1	NEUTRAL	0- 0	0- 0	0- 0			
3- 9	0- 1	0- 1	NON-CONFERENCE	0- 1	1- 2	2- 4			
2- 5	0- 1	0- 0	HOME	0- 1	1- 2	1- 1			
1- 3	0- 0	0- 0	AWAY	0- 0	0- 0	1- 3			
0- 1	0- 0	0- 1	NEUTRAL	0- 0	0- 0	0- 0			
2- 2	0- 0	0- 0	CONFERENCE	1- 0	0- 0	1- 2			
1- 1	0- 0	0- 0	HOME	1- 0	0- 0	0- 1			
1- 1	0- 0	0- 0	AWAY	0- 0	0- 0	1- 1			
0- 0	0- 0	0- 0	NEUTRAL	0- 0	0- 0	0- 0			

RPI 1-25				RPI 26-50				RPI 51-100				RPI 101+ Team's RPI: 257			
RPI	S	Opponent	Score	RPI	S	Opponent	Score	RPI	S	Opponent	Score	RPI	S	Opponent	Score
5	H	Stanford	59 81	39	N	Utah	48 73	83	H	UC Davis	65 60	105	H	American	57 69
								93	H	FGCU	67 73	125	H	Idaho	69 61
												144	H	Portland	65 72
												157	H	Pepperdine	64 65
												161	H	CSUN	29 49
												206	A	San Diego St.	57 58
												209	A	Cal St. Fullerton	68 72
												216	A	UNLV	66 61
												237	A	Nevada	78 79
												249	A	San Diego	50 58
												322	A	Cal Poly	71 54
												337	H	Seattle U	67 51
LAST 12 Division I GAMES:															
209	A	Cal St. Fullerton	68 72	39	N	Utah	48 73	322	A	Cal Poly	71 54	161	H	CSUN	29 49
237	A	Nevada	78 79					83	H	UC Davis	65 60	105	H	American	57 69
216	A	UNLV	66 61					337	H	Seattle U	67 51				
125	H	Idaho	69 61												
5	H	Stanford	59 81												
93	H	FGCU	67 73												

Non-Div I Games: Hawai i Paci fic 66 51

Hawai i

Average RPI Win:	272	WON-LOST	WINNING	LAST 10	STRENGTH OF	OPP. STRENGTH	TEAM	ADJ.	CONF.	ADJ CONF.
Average RPI Loss:	107	RECORD	PCT. RANK	GAMES	SCHEDULE	OF SCHEDULE	RPI	RPI	RPI	RPI
DIV. I ONLY	9- 6	118	7-3	215	293	139	139	28	28	
DIV. I NON-CONF.	5- 4	139	0- 0	164	222	130	130	29	29	

TOTALS	RPI 1-25	RPI 26-50	W-L RECORDS	RPI 51-100	RPI 101-150	RPI 150+				
9- 6	0- 1	0- 1	OVERALL	0- 1	1- 2	8- 1				
6- 0	0- 0	0- 0	HOME	0- 0	1- 0	5- 0				
3- 6	0- 1	0- 1	AWAY	0- 1	0- 2	3- 1				
0- 0	0- 0	0- 0	NEUTRAL	0- 0	0- 0	0- 0				
5- 4	0- 1	0- 1	NON-CONFERENCE	0- 1	1- 1	4- 0				
4- 0	0- 0	0- 0	HOME	0- 0	1- 0	3- 0				
1- 4	0- 1	0- 1	AWAY	0- 1	0- 1	1- 0				
0- 0	0- 0	0- 0	NEUTRAL	0- 0	0- 0	0- 0				
4- 2	0- 0	0- 0	CONFERENCE	0- 0	0- 1	4- 1				
2- 0	0- 0	0- 0	HOME	0- 0	0- 0	2- 0				
2- 2	0- 0	0- 0	AWAY	0- 0	0- 1	2- 1				
0- 0	0- 0	0- 0	NEUTRAL	0- 0	0- 0	0- 0				

RPI 1-25				RPI 26-50				RPI 51-100				RPI 101+ Team's RPI: 139			
RPI	S	Opponent	Score	RPI	S	Opponent	Score	RPI	S	Opponent	Score	RPI	S	Opponent	Score
19	A	Kentucky	49 71	40	A	Clemson	64 83	92	A	Miami (OH)	55 68	105	H	American	66 61
												145	A	Davidson	62 71
												146	A	Radford	58 80
												200	A	UNC Asheville	56 67
												240	H	Campbell	65 60
												244	A	Gardner-Webb	78 61
												259	A	ETSU	73 65
												264	H	Norfolk St.	83 51
												318	H	UNC Greensboro	82 75
												327	H	Presbyterian	79 40
												342	A	USC Upstate	87 61
												349	H	N.C. Central	80 69
LAST 12 Division I GAMES:															
146	A	Radford	58 80	240	H	Campbell	65 60								
342	A	USC Upstate	87 61	200	A	UNC Asheville	56 67								
259	A	ETSU	73 65	244	A	Gardner-Webb	78 61								
105	H	American	66 61	327	H	Presbyterian	79 40								
264	H	Norfolk St.	83 51	318	H	UNC Greensboro	82 75								
40	A	Clemson	64 83	145	A	Davidson	62 71								

Non-Div I Games: Greensboro 102 50 Mars Hill 86 36

High Point

Average RPI Win:	280	WON-LOST	WINNING	LAST 10	STRENGTH OF	OPP. STRENGTH	TEAM	ADJ.	CONF.	ADJ CONF.
Average RPI Loss:	155	RECORD	PCT. RANK	GAMES	SCHEDULE	OF SCHEDULE	RPI	RPI	RPI	RPI
DIV. I ONLY	5- 12	268	3-7	186	262	260	260	10	10	
DIV. I NON-CONF.	5- 6	177	0- 0	257	333	229	229	13	13	

TOTALS	RPI 1-25	RPI 26-50	W-L RECORDS	RPI 51-100	RPI 101-150	RPI 150+				
5- 12	0- 0	0- 1	OVERALL	0- 1	0- 4	5- 6				
1- 6	0- 0	0- 0	HOME	0- 0	0- 2	1- 4				
3- 4	0- 0	0- 1	AWAY	0- 0	0- 1	3- 2				
1- 2	0- 0	0- 0	NEUTRAL	0- 1	0- 1	1- 0				
5- 6	0- 0	0- 0	NON-CONFERENCE	0- 1	0- 1	5- 4				
1- 2	0- 0	0- 0	HOME	0- 0	0- 0	1- 2				
3- 2	0- 0	0- 0	AWAY	0- 0	0- 0	3- 2				
1- 2	0- 0	0- 0	NEUTRAL	0- 1	0- 1	1- 0				
0- 6	0- 0	0- 1	CONFERENCE	0- 0	0- 3	0- 2				
0- 4	0- 0	0- 0	HOME	0- 0	0- 2	0- 2				
0- 2	0- 0	0- 1	AWAY	0- 0	0- 1	0- 0				
0- 0	0- 0	0- 0	NEUTRAL	0- 0	0- 0	0- 0				

RPI 1-25				RPI 26-50				RPI 51-100				RPI 101+				Team's RPI: 260	
RPI	S	Opponent	Score	RPI	S	Opponent	Score	RPI	S	Opponent	Score	RPI	S	Opponent	Score		
				49	A	James Madison	54 77										
								82	N	Wright St.	64 93	101	A	Towson	68 92		
												121	H	Drexel	49 61		
												128	N	Marist	57 71		
												148	H	William & Mary	55 60		
												168	A	Stony Brook	49 77		
												181	H	Delaware	59 78		
												193	H	Elon	64 77		
												212	H	Sacred Heart	64 70		
												217	A	Holy Cross	66 72		
												246	A	St. Bonaventure	67 59		
												248	N	Stetson	53 50		
												252	A	Siena	57 50		
												263	H	Columbia	63 65		
												320	A	UMBC	45 42		
												332	H	Iona	74 49		
LAST 12 Division I GAMES:																	
				193	H	Elon	64 77					121	H	Drexel	49 61		
				148	H	William & Mary	55 60					181	H	Delaware	59 78		
				252	A	Siena	57 50					101	A	Towson	68 92		
				320	A	UMBC	45 42					49	A	James Madison	54 77		
				217	A	Holy Cross	66 72					248	N	Stetson	53 50		
				212	H	Sacred Heart	64 70					128	N	Marist	57 71		

Non-Div I Games: Wilmington (DE) 77 56

Hofstra

Average RPI Win:	258	WON-LOST	WINNING	LAST 10	STRENGTH OF	OPP. STRENGTH	TEAM	ADJ.	CONF.	ADJ CONF.
Average RPI Loss:	212	RECORD	PCT. RANK	GAMES	SCHEDULE	OF SCHEDULE	RPI	RPI	RPI	RPI
DIV. I ONLY	11- 7	113	5-5	326	274	217	217	19	19	
DIV. I NON-CONF.	8- 3	72	0- 0	328	284	192	192	22	22	

TOTALS	RPI 1-25	RPI 26-50	W-L RECORDS	RPI 51-100	RPI 101-150	RPI 150+				
11- 7	0- 0	0- 0	OVERALL	0- 1	0- 1	11- 5				
8- 2	0- 0	0- 0	HOME	0- 0	0- 0	8- 2				
3- 5	0- 0	0- 0	AWAY	0- 1	0- 1	3- 3				
0- 0	0- 0	0- 0	NEUTRAL	0- 0	0- 0	0- 0				
8- 3	0- 0	0- 0	NON-CONFERENCE	0- 1	0- 0	8- 2				
5- 1	0- 0	0- 0	HOME	0- 0	0- 0	5- 1				
3- 2	0- 0	0- 0	AWAY	0- 1	0- 0	3- 1				
0- 0	0- 0	0- 0	NEUTRAL	0- 0	0- 0	0- 0				
3- 4	0- 0	0- 0	CONFERENCE	0- 0	0- 1	3- 3				
3- 1	0- 0	0- 0	HOME	0- 0	0- 0	3- 1				
0- 3	0- 0	0- 0	AWAY	0- 0	0- 1	0- 2				
0- 0	0- 0	0- 0	NEUTRAL	0- 0	0- 0	0- 0				

RPI 1-25				RPI 26-50				RPI 51-100				RPI 101+ Team's RPI: 217						
RPI	S	Opponent	Score	RPI	S	Opponent	Score	RPI	S	Opponent	Score	RPI	S	Opponent	Score			
								76	A	Boston College	63	89		129	A	Lehigh	55	64
														176	H	Rhode Island	73	65
														178	H	Boston U.	75	69
														199	H	Rider	71	61
														205	H	Brown	85	89
														207	A	Navy	47	54
														234	H	Colgate	67	70
														256	A	Albany (NY)	56	50
														260	H	Hofstra	72	66
														269	A	Vermont	65	40
														279	A	Bryant	81	62
														285	H	Army West Point	58	39
														296	H	Loyola Maryland	78	60
														298	H	UMass Lowell	63	54
														310	A	New Hampshire	62	74
														326	A	Lafayette	63	73
														340	H	Manhattan	61	53
LAST 12 Division I GAMES:																		

Non-Div I Games:

Holy Cross

Average RPI Win: 218

Average RPI Loss: 72

WON-LOST
RECORDWINNING
PCT. RANKLAST 10
GAMESSTRENGTH OF
SCHEDULEOPP. STRENGTH
OF SCHEDULETEAM
RPIADJ.
RPICONF.
RPIADJ CONF.
RPIDIV. I ONLY
DIV. I NON-CONF.9- 9
6- 7165
1726-4
0- 093
9086
83118
111118
1119
99
9

TOTALS

RPI 1-25

RPI 26-50

W-L RECORDS

RPI 51-100

RPI 101-150

RPI 150+

9- 9
2- 5
7- 4
0- 00- 2
0- 2
0- 0
0- 01- 2
1- 1
0- 1
0- 0OVERALL
HOME
AWAY
NEUTRAL0- 2
0- 1
0- 1
0- 00- 3
0- 1
0- 2
0- 08- 0
1- 0
7- 0
0- 06- 7
1- 4
5- 3
0- 00- 1
0- 1
0- 0
0- 01- 2
1- 1
0- 1
0- 0NON-CONFERENCE
HOME
AWAY
NEUTRAL0- 2
0- 1
0- 1
0- 00- 2
0- 1
0- 1
0- 05- 0
0- 0
5- 0
0- 03- 2
1- 1
2- 1
0- 00- 1
0- 1
0- 0
0- 00- 0
0- 0
0- 0
0- 0CONFERENCE
HOME
AWAY
NEUTRAL0- 0
0- 0
0- 0
0- 00- 1
0- 0
0- 1
0- 03- 0
1- 0
2- 0
0- 0

RPI 1-25

RPI 26-50

RPI 51-100

RPI 101+

Team's RPI: 118

RPI	S	Opponent	Score
7	H	UConn	61 81
22	H	Texas A&M	52 68

RPI	S	Opponent	Score
32	A	Cal i forn i a	79 80
37	H	Georgi a Tech	95 89
47	H	New Mexi co	84 89

RPI	S	Opponent	Score
76	H	Boston Col lege	57 64
93	A	FGCU	71 76

RPI	S	Opponent	Score
102	A	Ci nc i nnati	57 68
126	H	UT Ar l i ngton	61 65
143	A	Loui si ana Tech	88 100
191	A	Southern Mi ss.	61 44
196	A	George Mason	66 56
208	A	SMU	72 61
231	H	Temple	78 65
259	A	ETSU	84 77
263	A	Col umbi a	83 72
272	A	Wi chi ta St.	66 58
305	A	I ncarnate Word	79 60

LAST 12 Division I GAMES:

7	H	UConn	61 81	102	A	Ci nc i nnati	57 68
191	A	Southern Mi ss.	61 44	272	A	Wi chi ta St.	66 58
196	A	George Mason	66 56	231	H	Temple	78 65
126	H	UT Ar l i ngton	61 65	208	A	SMU	72 61
22	H	Texas A&M	52 68	93	A	FGCU	71 76
259	A	ETSU	84 77	47	H	New Mexi co	84 89

Houston

Houston

Non-Div I Games:

Houston

Loss,
 Non-Conf, S Site,
 H Home
A Away
 N Neutral

Average RPI Win:	314	WON-LOST	WINNING	LAST 10	STRENGTH OF	OPP. STRENGTH	TEAM	ADJ.	CONF.	ADJ CONF.
Average RPI Loss:	177	RECORD	PCT. RANK	GAMES	SCHEDULE	OF SCHEDULE	RPI	RPI	RPI	RPI
DIV. I ONLY	2- 10	320	2-8	238	299	330	330	26	26	
DIV. I NON-CONF.	1- 5	311	0- 0	245	241	326	326	24	24	

TOTALS	RPI 1-25	RPI 26-50	W-L RECORDS	RPI 51-100	RPI 101-150	RPI 150+				
2- 10	0- 0	0- 0	OVERALL	0- 2	0- 0	2- 8				
2- 3	0- 0	0- 0	HOME	0- 0	0- 0	2- 3				
0- 7	0- 0	0- 0	AWAY	0- 2	0- 0	0- 5				
0- 0	0- 0	0- 0	NEUTRAL	0- 0	0- 0	0- 0				
1- 5	0- 0	0- 0	NON-CONFERENCE	0- 1	0- 0	1- 4				
1- 1	0- 0	0- 0	HOME	0- 0	0- 0	1- 1				
0- 4	0- 0	0- 0	AWAY	0- 1	0- 0	0- 3				
0- 0	0- 0	0- 0	NEUTRAL	0- 0	0- 0	0- 0				
1- 5	0- 0	0- 0	CONFERENCE	0- 1	0- 0	1- 4				
1- 2	0- 0	0- 0	HOME	0- 0	0- 0	1- 2				
0- 3	0- 0	0- 0	AWAY	0- 1	0- 0	0- 2				
0- 0	0- 0	0- 0	NEUTRAL	0- 0	0- 0	0- 0				

RPI 1-25				RPI 26-50				RPI 51-100				RPI 101+				Team's RPI: 330	
RPI	S	Opponent	Score	RPI	S	Opponent	Score	RPI	S	Opponent	Score	RPI	S	Opponent	Score		
								67	A	Oklahoma St.	44	77	158	A	Texas Tech	76	82
								70	A	Lamar University	50	63	169	H	Oral Roberts	56	74
													172	H	Abilene Christian	62	72
													186	A	North Texas	75	100
													201	A	Nicholls St.	54	77
													229	H	Sam Houston St.	63	74
													241	A	Southeastern La.	65	73
													272	A	Wichita St.	50	68
													313	H	New Orleans	83	74
													314	H	La. -Monroe	68	60
LAST 12 Division I GAMES:																	
313	H	New Orleans	83	74	241	A	Southeastern La.	65	73								
70	A	Lamar University	50	63	229	H	Sam Houston St.	63	74								
314	H	La. -Monroe	68	60	172	H	Abilene Christian	62	72								
169	H	Oral Roberts	56	74	201	A	Nicholls St.	54	77								
67	A	Oklahoma St.	44	77	158	A	Texas Tech	76	82								
186	A	North Texas	75	100	272	A	Wichita St.	50	68								

Non-Div I Games: Howard Payne 93 60 Tex. A&M Int'l 81 48 McMurry 92 41 Southwest (NM) 100 57
Houston Baptist

Average RPI Win:	285	WON-LOST	WINNING	LAST 10	STRENGTH OF	OPP. STRENGTH	TEAM	ADJ.	CONF.	ADJ CONF.
Average RPI Loss:	192	RECORD	PCT. RANK	GAMES	SCHEDULE	OF SCHEDULE	RPI	RPI	RPI	RPI
DIV. I ONLY	10- 8	141	5-5	324	333	223	223	32	32	
DIV. I NON-CONF.	7- 6	153	0- 0	296	289	203	203	32	32	

TOTALS	RPI 1-25	RPI 26-50	W-L RECORDS	RPI 51-100	RPI 101-150	RPI 150+				
10- 8	0- 0	0- 1	OVERALL	0- 0	0- 2	10- 5				
5- 2	0- 0	0- 0	HOME	0- 0	0- 0	5- 2				
5- 6	0- 0	0- 1	AWAY	0- 0	0- 2	5- 3				
0- 0	0- 0	0- 0	NEUTRAL	0- 0	0- 0	0- 0				
7- 6	0- 0	0- 1	NON-CONFERENCE	0- 0	0- 2	7- 3				
2- 2	0- 0	0- 0	HOME	0- 0	0- 0	2- 2				
5- 4	0- 0	0- 1	AWAY	0- 0	0- 2	5- 1				
0- 0	0- 0	0- 0	NEUTRAL	0- 0	0- 0	0- 0				
3- 2	0- 0	0- 0	CONFERENCE	0- 0	0- 0	3- 2				
3- 0	0- 0	0- 0	HOME	0- 0	0- 0	3- 0				
0- 2	0- 0	0- 0	AWAY	0- 0	0- 0	0- 2				
0- 0	0- 0	0- 0	NEUTRAL	0- 0	0- 0	0- 0				

RPI	S	Opponent	Score	RPI	S	Opponent	Score	RPI	S	Opponent	Score	RPI	S	Opponent	Score
				43	A	North Carolina	63 85					102	A	Cincinnati	51 85
												148	A	William & Mary	75 88
												174	H	Mercer	70 85
												196	H	George Mason	73 59
												225	A	UMES	72 80
												233	A	Niagara	68 61
												240	A	Campbell	69 64
												252	H	Siena	81 86
												275	H	Bethune-Cookman	61 40
												276	A	La Salle	57 54
												280	A	Richmond	60 67
												308	A	FIU	89 62
												312	A	South Carolina St.	63 72
												315	H	NJIT	77 57
												319	H	Morgan St.	79 56
												345	H	Florida A&M	74 68
												347	A	Fairleigh Dickinson	79 58
LAST 12 Division I GAMES:															
345	H	Florida A&M	74 68	312	A	South Carolina St.	63 72								
43	A	North Carolina	63 85	319	H	Morgan St.	79 56								
102	A	Cincinnati	51 85	275	H	Bethune-Cookman	61 40								
174	H	Mercer	70 85	225	A	UMES	72 80								
308	A	FIU	89 62	280	A	Richmond	60 67								
240	A	Campbell	69 64	233	A	Niagara	68 61								

Non-Div I Games:

Howard

IUPUI				WON-LOST		WINNING	LAST 10	STRENGTH OF		OPP. STRENGTH	TEAM	ADJ.	CONF.	ADJ CONF.
Average RPI Win: 236				RECORD		PCT. RANK	GAMES	SCHEDULE		OF SCHEDULE	RPI	RPI	RPI	RPI
Average RPI Loss: 96														
DIV. I ONLY				11- 7		113	6-4	191		178	138	138	20	20
DIV. I NON-CONF.				5- 5		162	0- 0	47		114	74	74	19	19

TOTALS		RPI 1-25		RPI 26-50		W-L RECORDS		RPI 51-100		RPI 101-150		RPI 150+		
11- 7		0- 1		0- 1		OVERALL		0- 2		2- 1		9- 2		
5- 3		0- 0		0- 1		HOME		0- 2		1- 0		4- 0		
5- 4		0- 1		0- 0		AWAY		0- 0		0- 1		5- 2		
1- 0		0- 0		0- 0		NEUTRAL		0- 0		1- 0		0- 0		
5- 5		0- 1		0- 1		NON-CONFERENCE		0- 1		2- 0		3- 2		
1- 2		0- 0		0- 1		HOME		0- 1		1- 0		0- 0		
3- 3		0- 1		0- 0		AWAY		0- 0		0- 0		3- 2		
1- 0		0- 0		0- 0		NEUTRAL		0- 0		1- 0		0- 0		
6- 2		0- 0		0- 0		CONFERENCE		0- 1		0- 1		6- 0		
4- 1		0- 0		0- 0		HOME		0- 1		0- 0		4- 0		
2- 1		0- 0		0- 0		AWAY		0- 0		0- 1		2- 0		
0- 0		0- 0		0- 0		NEUTRAL		0- 0		0- 0		0- 0		

RPI 1-25				RPI 26-50				RPI 51-100				RPI 101+ Team's RPI: 138			
RPI	S	Opponent	Score	RPI	S	Opponent	Score	RPI	S	Opponent	Score	RPI	S	Opponent	Score
10	A	Iowa	58 72	33	H	Ohio	66 73	79	H	UNI	40 53	122	A	Youngstown St.	52 70
								82	H	Wright St.	75 78	133	H	UT Martin	73 72
												137	N	VCU	63 61
												156	A	Indiana St.	64 59
												166	A	Southern Ill.	73 78
												177	A	Wisconsin	64 65
												192	A	Milwaukee	67 66
												203	A	Ole Miss	66 58
												261	A	Cleveland St.	75 50
												265	A	UTSA	58 50
												287	H	Northern Ky.	70 48
												293	H	Oakland	82 53
												331	H	UIC	71 43
												333	H	Detroit Mercy	82 47

LAST 12 Division I GAMES:															
122	A	Youngstown St.	52 70	192	A	Milwaukee	67 66								
261	A	Cleveland St.	75 50	331	H	UIC	71 43								
287	H	Northern Ky.	70 48	293	H	Oakland	82 53								
82	H	Wright St.	75 78	333	H	Detroit Mercy	82 47								
166	A	Southern Ill.	73 78	10	A	Iowa	58 72								
33	H	Ohio	66 73	156	A	Indiana St.	64 59								

Non-Div I Games: Purdue Northwest 101 40

IUPUI

Loss, Non-Conf, S Site, H Home A Away N Neutral

Average RPI Win:	193	WON-LOST	WINNING	LAST 10	STRENGTH OF	OPP. STRENGTH	TEAM	ADJ.	CONF.	ADJ CONF.
Average RPI Loss:	118	RECORD	PCT. RANK	GAMES	SCHEDULE	OF SCHEDULE	RPI	RPI	RPI	RPI
DIV. I ONLY	8- 8	165	5-5	132	100	125	125	16	16	
DIV. I NON-CONF.	3- 6	241	0- 0	71	63	149	149	11	11	

TOTALS	RPI 1-25	RPI 26-50	W-L RECORDS	RPI 51-100	RPI 101-150	RPI 150+				
8- 8	0- 2	0- 0	OVERALL	0- 2	1- 1	7- 3				
4- 1	0- 0	0- 0	HOME	0- 0	0- 1	4- 0				
4- 6	0- 2	0- 0	AWAY	0- 1	1- 0	3- 3				
0- 1	0- 0	0- 0	NEUTRAL	0- 1	0- 0	0- 0				
3- 6	0- 2	0- 0	NON-CONFERENCE	0- 2	0- 0	3- 2				
2- 0	0- 0	0- 0	HOME	0- 0	0- 0	2- 0				
1- 5	0- 2	0- 0	AWAY	0- 1	0- 0	1- 2				
0- 1	0- 0	0- 0	NEUTRAL	0- 1	0- 0	0- 0				
5- 2	0- 0	0- 0	CONFERENCE	0- 0	1- 1	4- 1				
2- 1	0- 0	0- 0	HOME	0- 0	0- 1	2- 0				
3- 1	0- 0	0- 0	AWAY	0- 0	1- 0	2- 1				
0- 0	0- 0	0- 0	NEUTRAL	0- 0	0- 0	0- 0				

RPI 1-25				RPI 26-50				RPI 51-100				RPI 101+				Team's RPI: 125
RPI	S	Opponent	Score	RPI	S	Opponent	Score	RPI	S	Opponent	Score	RPI	S	Opponent	Score	
5	A	Stanford	71 115					61	N	Boise St.	85 91	106	A	Idaho St.	86 72	
14	A	Gonzaga	51 88					77	A	Wyoming	61 64	109	H	Northern Colo.	72 86	
												151	A	Montana St.	82 66	
												152	A	Montana	79 82	
												158	A	Texas Tech	88 77	
												161	H	CSUN	88 73	
												173	H	Eastern Wash.	84 68	
												235	H	San Francisco	70 63	
												251	H	Sacramento St.	104 66	
												257	A	Hawaii	61 69	
												268	A	Long Beach St.	63 70	
												311	A	Weber St.	79 74	

LAST 12 Division I GAMES:																
173	H	Eastern Wash.	84 68	251	H	Sacramento St.	104 66									
311	A	Weber St.	79 74	152	A	Montana	79 82									
106	A	Idaho St.	86 72	151	A	Montana St.	82 66									
14	A	Gonzaga	51 88	109	H	Northern Colo.	72 86									
77	A	Wyoming	61 64	235	H	San Francisco	70 63									
257	A	Hawaii	61 69	268	A	Long Beach St.	63 70									

Non-Div I Games:

Idaho

Average RPI Win:	231	WON-LOST	WINNING	LAST 10	STRENGTH OF	OPP. STRENGTH	TEAM	ADJ.	CONF.	ADJ CONF.
Average RPI Loss:	62	RECORD	PCT. RANK	GAMES	SCHEDULE	OF SCHEDULE	RPI	RPI	RPI	RPI
DIV. I ONLY	10- 6	107	8-2	161	142	106	106	16	16	
DIV. I NON-CONF.	4- 4	162	0- 0	22	183	60	60	11	11	

TOTALS	RPI 1-25	RPI 26-50	W-L RECORDS	RPI 51-100	RPI 101-150	RPI 150+				
10- 6	0- 1	0- 3	OVERALL	0- 0	0- 2	10- 0				
5- 1	0- 0	0- 0	HOME	0- 0	0- 1	5- 0				
4- 4	0- 1	0- 2	AWAY	0- 0	0- 1	4- 0				
1- 1	0- 0	0- 1	NEUTRAL	0- 0	0- 0	1- 0				
4- 4	0- 1	0- 3	NON-CONFERENCE	0- 0	0- 0	4- 0				
2- 0	0- 0	0- 0	HOME	0- 0	0- 0	2- 0				
1- 3	0- 1	0- 2	AWAY	0- 0	0- 0	1- 0				
1- 1	0- 0	0- 1	NEUTRAL	0- 0	0- 0	1- 0				
6- 2	0- 0	0- 0	CONFERENCE	0- 0	0- 2	6- 0				
3- 1	0- 0	0- 0	HOME	0- 0	0- 1	3- 0				
3- 1	0- 0	0- 0	AWAY	0- 0	0- 1	3- 0				
0- 0	0- 0	0- 0	NEUTRAL	0- 0	0- 0	0- 0				

RPI 1-25				RPI 26-50				RPI 51-100				RPI 101+				Team's RPI: 106
RPI	S	Opponent	Score	RPI	S	Opponent	Score	RPI	S	Opponent	Score	RPI	S	Opponent	Score	
14	A	Gonzaga	51 70	37	N	Georgia Tech	51 74					109	A	Northern Colo.	56 60	
				39	A	Utah	60 74					125	H	Idaho	72 86	
				50	A	Ari zona	46 71					152	H	Montana	50 34	
												157	H	Pepperdi ne	65 63	
												173	H	Eastern Wash.	63 48	
												218	A	Southern Utah	69 57	
												238	H	Utah Valley	80 68	
												251	H	Sacramento St.	73 43	
												253	A	Northern Ariz.	80 69	
												270	A	Cal i forni a Baptist	72 57	
												289	N	Kennesaw St.	60 49	
												311	A	Weber St.	70 57	
LAST 12 Division I GAMES:																
253	A	Northern Ariz.	80 69	152	H	Montana	50 34									
218	A	Southern Utah	69 57	109	A	Northern Colo.	56 60									
173	H	Eastern Wash.	63 48	251	H	Sacramento St.	73 43									
125	H	Idaho	72 86	311	A	Weber St.	70 57									
157	H	Pepperdi ne	65 63	37	N	Georgia Tech	51 74									
238	H	Utah Valley	80 68	289	N	Kennesaw St.	60 49									

Non-Div I Games: Benedictine Mesa 88 51

Idaho St.

Average RPI Win:	238	WON-LOST	WINNING	LAST 10	STRENGTH OF	OPP. STRENGTH	TEAM	ADJ.	CONF.	ADJ CONF.
Average RPI Loss:	66	RECORD	PCT. RANK	GAMES	SCHEDULE	OF SCHEDULE	RPI	RPI	RPI	RPI
DIV. I ONLY	9- 10	181	2-8	104	103	171	171	4	4	
DIV. I NON-CONF.	8- 3	72	0- 0	260	271	168	168	5	5	

TOTALS	RPI 1-25	RPI 26-50	W-L RECORDS	RPI 51-100	RPI 101-150	RPI 150+				
9- 10	0- 2	0- 4	OVERALL	0- 3	1- 0	8- 1				
7- 5	0- 2	0- 2	HOME	0- 1	0- 0	7- 0				
2- 4	0- 0	0- 2	AWAY	0- 2	1- 0	1- 0				
0- 1	0- 0	0- 0	NEUTRAL	0- 0	0- 0	0- 1				
8- 3	0- 0	0- 2	NON-CONFERENCE	0- 0	0- 0	8- 1				
7- 1	0- 0	0- 1	HOME	0- 0	0- 0	7- 0				
1- 1	0- 0	0- 1	AWAY	0- 0	0- 0	1- 0				
0- 1	0- 0	0- 0	NEUTRAL	0- 0	0- 0	0- 1				
1- 7	0- 2	0- 2	CONFERENCE	0- 3	1- 0	0- 0				
0- 4	0- 2	0- 1	HOME	0- 1	0- 0	0- 0				
1- 3	0- 0	0- 1	AWAY	0- 2	1- 0	0- 0				
0- 0	0- 0	0- 0	NEUTRAL	0- 0	0- 0	0- 0				

RPI 1-25				RPI 26-50				RPI 51-100				RPI 101+				Team's RPI: 171
RPI	S	Opponent	Score	RPI	S	Opponent	Score	RPI	S	Opponent	Score	RPI	S	Opponent	Score	
10	H	Iowa	75 94	27	H	Indiana	83 85	69	A	Northwestern	45 68	127	A	Minnesota	66 62	
16	H	Rutgers	60 71	28	A	Michigan St.	60 77	84	H	Nebraska	67 77	156	H	Indiana St.	75 57	
				38	H	Missouri	45 67	98	A	Penn St.	48 62	188	H	Eastern Mich.	72 66	
				40	A	Clemson	67 69					213	H	SIUE	74 57	
												251	N	Sacramento St.	107 109	
												263	H	Columbia	76 69	
												281	H	Alabama A&M	88 60	
												286	H	Murray St.	84 52	
												309	H	Valparaiso	73 54	
												322	A	Cal Poly	74 51	

LAST 12 Division I GAMES:																
16	H	Rutgers	60 71	28	A	Michigan St.	60 77	10	H	Iowa	75 94					
127	A	Minnesota	66 62	84	H	Nebraska	67 77	84	H	Nebraska	67 77					
69	A	Northwestern	45 68	98	A	Penn St.	48 62	98	A	Penn St.	48 62					
27	H	Indiana	83 85	286	H	Murray St.	84 52	286	H	Murray St.	84 52					
38	H	Missouri	45 67	156	H	Indiana St.	75 57	156	H	Indiana St.	75 57					
213	H	SIUE	74 57													

Non-Div I Games:

Illinois

Average RPI Win:	231	WON-LOST	WINNING	LAST 10	STRENGTH OF	OPP. STRENGTH	TEAM	ADJ.	CONF.	ADJ CONF.
Average RPI Loss:	136	RECORD	PCT. RANK	GAMES	SCHEDULE	OF SCHEDULE	RPI	RPI	RPI	RPI
DIV. I ONLY	9- 7	136	7-3	247	190	182	182	12	12	
DIV. I NON-CONF.	6- 4	125	0- 0	295	295	181	181	14	14	

TOTALS	RPI 1-25	RPI 26-50	W-L RECORDS	RPI 51-100	RPI 101-150	RPI 150+				
9- 7	0- 1	0- 1	OVERALL	1- 1	0- 0	8- 4				
6- 2	0- 1	0- 0	HOME	1- 1	0- 0	5- 0				
3- 5	0- 0	0- 1	AWAY	0- 0	0- 0	3- 4				
0- 0	0- 0	0- 0	NEUTRAL	0- 0	0- 0	0- 0				
6- 4	0- 0	0- 1	NON-CONFERENCE	0- 0	0- 0	6- 3				
4- 0	0- 0	0- 0	HOME	0- 0	0- 0	4- 0				
2- 4	0- 0	0- 1	AWAY	0- 0	0- 0	2- 3				
0- 0	0- 0	0- 0	NEUTRAL	0- 0	0- 0	0- 0				
3- 3	0- 1	0- 0	CONFERENCE	1- 1	0- 0	2- 1				
2- 2	0- 1	0- 0	HOME	1- 1	0- 0	1- 0				
1- 1	0- 0	0- 0	AWAY	0- 0	0- 0	1- 1				
0- 0	0- 0	0- 0	NEUTRAL	0- 0	0- 0	0- 0				

RPI 1-25				RPI 26-50				RPI 51-100				RPI 101+				Team's RPI: 182
RPI	S	Opponent	Score	RPI	S	Opponent	Score	RPI	S	Opponent	Score	RPI	S	Opponent	Score	
13	H	Drake	64 82	35	A	Butler	56 58	79	H	UNI	66 64	156	A	Indiana St.	44 59	
								87	H	Missouri St.	47 59	166	H	Southern Ill.	60 52	
												188	A	Eastern Mi ch.	41 50	
												190	A	UMKC	62 55	
												198	H	Saint Louis	72 67	
												213	A	SIUE	61 68	
												220	H	North Dakota	67 55	
												261	A	Cleveland St.	63 67	
												287	A	Northern Ky.	58 53	
												293	H	Oakland	62 56	
												304	H	Austin Peay	61 49	
												341	A	Evansville	72 61	
LAST 12 Division I GAMES:																
13	H	Drake	64 82	87	H	Missouri St.	47 59	166	H	Southern Ill.	60 52	341	A	Evansville	72 61	
79	H	UNI	66 64	156	A	Indiana St.	44 59	293	H	Oakland	62 56	35	A	Butler	56 58	
190	A	UMKC	62 55	287	A	Northern Ky.	58 53									
198	H	Saint Louis	72 67	304	H	Austin Peay	61 49									

Non-Div I Games: Maryville (MO) 61 52

Illinois St.

Average RPI Win:	323	WON-LOST	WINNING	LAST 10	STRENGTH OF	OPP. STRENGTH	TEAM	ADJ.	CONF.	ADJ CONF.
Average RPI Loss:	154	RECORD	PCT. RANK	GAMES	SCHEDULE	OF SCHEDULE	RPI	RPI	RPI	RPI

DIV. I ONLY	1- 16	344	1-9	135	246	305	305	26	26
DIV. I NON-CONF.	0- 11	336	0- 0	92	199	306	306	24	24

TOTALS	RPI 1-25	RPI 26-50	W-L RECORDS	RPI 51-100	RPI 101-150	RPI 150+			
1- 16	0- 1	0- 2	OVERALL	0- 3	0- 3	1- 7			
0- 7	0- 0	0- 0	HOME	0- 3	0- 2	0- 2			
1- 9	0- 1	0- 2	AWAY	0- 0	0- 1	1- 5			
0- 0	0- 0	0- 0	NEUTRAL	0- 0	0- 0	0- 0			
0- 11	0- 1	0- 2	NON-CONFERENCE	0- 1	0- 3	0- 4			
0- 4	0- 0	0- 0	HOME	0- 1	0- 2	0- 1			
0- 7	0- 1	0- 2	AWAY	0- 0	0- 1	0- 3			
0- 0	0- 0	0- 0	NEUTRAL	0- 0	0- 0	0- 0			
1- 5	0- 0	0- 0	CONFERENCE	0- 2	0- 0	1- 3			
0- 3	0- 0	0- 0	HOME	0- 2	0- 0	0- 1			
1- 2	0- 0	0- 0	AWAY	0- 0	0- 0	1- 2			
0- 0	0- 0	0- 0	NEUTRAL	0- 0	0- 0	0- 0			

RPI 1-25				RPI 26-50				RPI 51-100				RPI 101+ Team's RPI: 305			
RPI	S	Opponent	Score	RPI	S	Opponent	Score	RPI	S	Opponent	Score	RPI	S	Opponent	Score
15	A	Arizona St.	43 81	29	A	South Dakota	43 96	70	H	Lamar Uni versi ty	51 77	118	H	Houston	60 79
				50	A	Arizona	42 84	71	H	SFA	56 66	126	H	UT Arlington	49 97
								78	H	Ri ce	63 74	127	A	Minnesota	39 75
												183	A	Massachusetts	59 71
												201	A	Ni choll s St.	62 86
												206	A	San Diego St.	38 81
												229	H	Sam Houston St.	56 76
												306	A	Central Ark.	43 74
												311	H	Weber St.	64 72
												323	A	McNeese	68 66
												339	A	Grand Canyon	63 74
LAST 12 Division I GAMES:															
201	A	Ni choll s St.	62 86	70	H	Lamar Uni versi ty	51 77								
323	A	McNeese	68 66	71	H	SFA	56 66								
78	H	Ri ce	63 74	306	A	Central Ark.	43 74								
183	A	Massachusetts	59 71	229	H	Sam Houston St.	56 76								
127	A	Minnesota	39 75	50	A	Arizona	42 84								
126	H	UT Arlington	49 97	311	H	Weber St.	64 72								

Non-Div I Games:

Incarnate Word

Average RPI Win:	129	WON-LOST	WINNING	LAST 10	STRENGTH OF	OPP. STRENGTH	TEAM	ADJ.	CONF.	ADJ CONF.
Average RPI Loss:	92	RECORD	PCT. RANK	GAMES	SCHEDULE	OF SCHEDULE	RPI	RPI	RPI	RPI
DIV. I ONLY	16- 4	31	6-4	85	20	27	27	4	4	
DIV. I NON-CONF.	11- 1	13	0- 0	123	40	21	21	5	5	

TOTALS	RPI 1-25	RPI 26-50	W-L RECORDS	RPI 51-100	RPI 101-150	RPI 150+				
16- 4	0- 0	4- 1	OVERALL	3- 1	3- 1	6- 1				
9- 1	0- 0	2- 0	HOME	3- 1	1- 0	3- 0				
5- 2	0- 0	1- 1	AWAY	0- 0	1- 1	3- 0				
2- 1	0- 0	1- 0	NEUTRAL	0- 0	1- 0	0- 1				
11- 1	0- 0	3- 0	NON-CONFERENCE	1- 0	3- 0	4- 1				
6- 0	0- 0	1- 0	HOME	1- 0	1- 0	3- 0				
3- 0	0- 0	1- 0	AWAY	0- 0	1- 0	1- 0				
2- 1	0- 0	1- 0	NEUTRAL	0- 0	1- 0	0- 1				
5- 3	0- 0	1- 1	CONFERENCE	2- 1	0- 1	2- 0				
3- 1	0- 0	1- 0	HOME	2- 1	0- 0	0- 0				
2- 2	0- 0	0- 1	AWAY	0- 0	0- 1	2- 0				
0- 0	0- 0	0- 0	NEUTRAL	0- 0	0- 0	0- 0				

RPI 1-25				RPI 26-50				RPI 51-100				RPI 101+			
RPI	S	Opponent	Score	RPI	S	Opponent	Score	RPI	S	Opponent	Score	RPI	S	Opponent	Score
				26	A	Purdue	53 56	63	H	Michigan	70 60	110	H	Northern Ill.	91 73
				28	H	Michigan St.	68 64	69	H	Northwestern	69 75	111	A	Ohio St.	50 55
				29	N	South Dakota	68 60	87	H	Missouri St.	98 74	112	N	Loyola Marymount	67 43
				35	H	Butler	66 46	98	H	Penn St.	83 75	117	A	Wake Forest	87 73
				44	A	UCLA	67 65					160	N	Grambling	62 65
												171	A	Illinois	85 83
												177	A	Wisconsin	75 68
												192	H	Milwaukee	68 66
												211	H	Florida	83 64
												293	A	Oakland	59 32
												299	H	North Florida	75 52

LAST 12 Division I GAMES:															
				111	A	Ohio St.	50 55	63	H	Michigan	70 60				
				28	H	Michigan St.	68 64	26	A	Purdue	53 56				
				98	H	Penn St.	83 75	69	H	Northwestern	69 75				
				171	A	Illinois	85 83	177	A	Wisconsin	75 68				
				29	N	South Dakota	68 60	112	N	Loyola Marymount	67 43				
				160	N	Grambling	62 65	87	H	Missouri St.	98 74				

Average RPI Win:	245	WON-LOST	WINNING	LAST 10	STRENGTH OF	OPP. STRENGTH	TEAM	ADJ.	CONF.	ADJ CONF.
Average RPI Loss:	138	RECORD	PCT. RANK	GAMES	SCHEDULE	OF SCHEDULE	RPI	RPI	RPI	RPI
DIV. I ONLY	8- 9	190	4-6	133	266	156	156	12	12	
DIV. I NON-CONF.	5- 5	162	0- 0	206	316	169	169	14	14	

TOTALS	RPI 1-25	RPI 26-50	W-L RECORDS	RPI 51-100	RPI 101-150	RPI 150+				
8- 9	0- 1	0- 1	OVERALL	0- 1	0- 2	8- 4				
2- 3	0- 1	0- 0	HOME	0- 0	0- 1	2- 1				
6- 5	0- 0	0- 1	AWAY	0- 1	0- 0	6- 3				
0- 1	0- 0	0- 0	NEUTRAL	0- 0	0- 1	0- 0				
5- 5	0- 0	0- 1	NON-CONFERENCE	0- 0	0- 2	5- 2				
1- 1	0- 0	0- 0	HOME	0- 0	0- 1	1- 0				
4- 3	0- 0	0- 1	AWAY	0- 0	0- 0	4- 2				
0- 1	0- 0	0- 0	NEUTRAL	0- 0	0- 1	0- 0				
3- 4	0- 1	0- 0	CONFERENCE	0- 1	0- 0	3- 2				
1- 2	0- 1	0- 0	HOME	0- 0	0- 0	1- 1				
2- 2	0- 0	0- 0	AWAY	0- 1	0- 0	2- 1				
0- 0	0- 0	0- 0	NEUTRAL	0- 0	0- 0	0- 0				

RPI 1-25				RPI 26-50				RPI 51-100				RPI 101+				Team's RPI: 156
RPI	S	Opponent	Score	RPI	S	Opponent	Score	RPI	S	Opponent	Score	RPI	S	Opponent	Score	
13	H	Drake	68 70	35	A	Butler	49 72	87	A	Missouri St.	58 71	138	H	IUPUI	59 64	
												150	N	UC Irvine	61 77	
												166	A	Southern Ill.	61 58	
												167	H	Bradley	45 61	
												171	A	Illinois	57 75	
												182	H	Illinois St.	59 44	
												198	A	Saint Louis	60 56	
												202	A	Southeast Mo. St.	62 51	
												226	A	Loyola Chicago	54 56	
												230	A	Marshall	62 53	
												254	A	Eastern Ill.	39 63	
												309	A	Valparaiso	86 82	
												331	H	UIC	60 53	
												339	A	Grand Canyon	88 81	

LAST 12 Division I GAMES:																
182	H	Illinois St.	59 44	13	H	Drake	68 70	226	A	Loyola Chicago	54 56	167	H	Bradley	45 61	
166	A	Southern Ill.	61 58	87	A	Missouri St.	58 71	309	A	Valparaiso	86 82	171	A	Illinois	57 75	
254	A	Eastern Ill.	39 63	35	A	Butler	49 72	171	A	Illinois	57 75	138	H	IUPUI	59 64	
331	H	UIC	60 53													

Non-Div I Games: Davenport 79 43

Indiana St.

**I
o
n
a**

I
o
n
a

lona

Average RPI Win:	124	WON-LOST	WINNING	LAST 10	STRENGTH OF	OPP. STRENGTH	TEAM	ADJ.	CONF.	ADJ CONF.
Average RPI Loss:	20	RECORD	PCT. RANK	GAMES	SCHEDULE	OF SCHEDULE	RPI	RPI	RPI	RPI
DIV. I ONLY	15- 4	33	8-2	11	32	10	10	4	4	
DIV. I NON-CONF.	9- 2	43	0- 1	16	35	10	10	5	5	

TOTALS	RPI 1-25	RPI 26-50	W-L RECORDS	RPI 51-100	RPI 101-150	RPI 150+				
15- 4	3- 2	0- 2	OVERALL	4- 0	3- 0	5- 0				
10- 0	2- 0	0- 0	HOME	3- 0	1- 0	4- 0				
4- 3	1- 1	0- 2	AWAY	0- 0	2- 0	1- 0				
1- 1	0- 1	0- 0	NEUTRAL	1- 0	0- 0	0- 0				
9- 2	2- 2	0- 0	NON-CONFERENCE	2- 0	2- 0	3- 0				
6- 0	1- 0	0- 0	HOME	1- 0	1- 0	3- 0				
2- 1	1- 1	0- 0	AWAY	0- 0	1- 0	0- 0				
1- 1	0- 1	0- 0	NEUTRAL	1- 0	0- 0	0- 0				
6- 2	1- 0	0- 2	CONFERENCE	2- 0	1- 0	2- 0				
4- 0	1- 0	0- 0	HOME	2- 0	0- 0	1- 0				
2- 2	0- 0	0- 2	AWAY	0- 0	1- 0	1- 0				
0- 0	0- 0	0- 0	NEUTRAL	0- 0	0- 0	0- 0				

RPI	S	Opponent	Score	RPI	S	Opponent	Score	RPI	S	Opponent	Score	RPI	S	Opponent	Score
1	A	Notre Dame	71 105	26	A	Purdue	57 62	63	H	Michigan	75 61	124	A	Western Ky.	104 67
12	H	Iowa St.	73 70	28	A	Michigan St.	70 84	79	H	UNI	83 57	127	A	Minnesota	81 63
13	A	Drake	91 82					84	H	Nebraska	77 71	138	H	IUPUI	72 58
16	H	Rutgers	72 66					97	N	West Virginia	84 81	169	H	Oral Roberts	90 77
25	N	Florida St.	67 71									171	A	Illinois	94 75
												177	H	Wisconsin	71 53
												243	H	Robert Morris	92 63
												349	H	N.C. Central	106 39

LAST 12 Division I GAMES:															
127	A	Minnesota	81 63	25	N	Florida St.	67 71	16	H	Rutgers	72 66	171	A	Illinois	94 75
26	A	Purdue	57 62	16	H	Rutgers	72 66	63	H	Michigan	75 61	79	H	UNI	83 57
177	H	Wisconsin	71 53	171	A	Illinois	94 75	77	71			72	58		
84	H	Nebraska	77 71	63	H	Michigan	75 61								
28	A	Michigan St.	70 84	79	H	UNI	83 57								
13	A	Drake	91 82	138	H	IUPUI	72 58								

Non-Div I Games:

Iowa

Average RPI Win: 106

Average RPI Loss: 32

WON-LOST
RECORDWINNING
PCT. RANKLAST 10
GAMESSTRENGTH OF
SCHEDULEOPP. STRENGTH
OF SCHEDULETEAM
RPIADJ.
RPICONF.
RPIADJ CONF.
RPIDIV. I ONLY
DIV. I NON-CONF.14- 5
10- 250
377-3
3- 02
943
8212
812
83
33
3

TOTALS

RPI 1-25

RPI 26-50

W-L RECORDS

RPI 51-100

RPI 101-150

RPI 150+

14- 5

1- 3

2- 1

OVERALL

5- 1

2- 0

4- 0

12- 1

1- 1

2- 0

HOME

4- 0

2- 0

3- 0

1- 4

0- 2

0- 1

AWAY

1- 1

0- 0

0- 0

1- 0

0- 0

0- 0

NEUTRAL

0- 0

0- 0

1- 0

10- 2

1- 1

1- 1

NON-CONFERENCE

3- 0

1- 0

4- 0

9- 0

1- 0

1- 0

HOME

3- 0

1- 0

3- 0

0- 2

0- 1

0- 1

AWAY

0- 0

0- 0

0- 0

1- 0

0- 0

0- 0

NEUTRAL

0- 0

0- 0

1- 0

4- 3

0- 2

1- 0

CONFERENCE

2- 1

1- 0

0- 0

3- 1

0- 1

1- 0

HOME

1- 0

1- 0

0- 0

1- 2

0- 1

0- 0

AWAY

1- 1

0- 0

0- 0

0- 0

0- 0

0- 0

NEUTRAL

0- 0

0- 0

0- 0

RPI 1-25

Team's RPI: 12

RPI 26-50

RPI 51-100

RPI 101+

RPI	S	Opponent	Score
2	A	Baylor	69 84
10	A	Iowa	70 73
13	H	Drake	86 81
23	H	Texas	62 64

RPI	S	Opponent	Score
29	A	South Dakota	59 64
30	H	Miami (FL)	75 52
42	H	Kansas St.	96 58

RPI	S	Opponent	Score
55	H	Arkansas	91 82
56	H	Bucknell	86 61
57	H	Auburn	67 64
62	H	TCU	92 54
66	A	Kansas	82 73
97	A	West Virginia	64 73

RPI	S	Opponent	Score
110	H	Northern Ill.	70 60
142	H	Oklahoma	104 78
188	N	Eastern Mich.	85 59
210	H	Prairie View	94 46
220	H	North Dakota	87 35
233	H	Niagara	95 35

LAST 12 Division I GAMES:

142	H	Oklahoma	104 78	110	H	Northern Ill.	70 60
97	A	West Virginia	64 73	57	H	Auburn	67 64
23	H	Texas	62 64	30	H	Miami (FL)	75 52
62	H	TCU	92 54	2	A	Baylor	69 84
66	A	Kansas	82 73	56	H	Bucknell	86 61
42	H	Kansas St.	96 58	210	H	Prairie View	94 46

Non-Div I Games:

Iowa St.

Average RPI Win:	329	WON-LOST	WINNING	LAST 10	STRENGTH OF	OPP. STRENGTH	TEAM	ADJ.	CONF.	ADJ CONF.
Average RPI Loss:	187	RECORD	PCT. RANK	GAMES	SCHEDULE	OF SCHEDULE	RPI	RPI	RPI	RPI
DIV. I ONLY	3- 12	307	3-7	309	294	334	334	29	29	
DIV. I NON-CONF.	2- 7	288	0- 0	163	301	277	277	26	26	

TOTALS	RPI 1-25	RPI 26-50	W-L RECORDS	RPI 51-100	RPI 101-150	RPI 150+				
3- 12	0- 1	0- 0	OVERALL	0- 1	0- 1	3- 9				
2- 2	0- 0	0- 0	HOME	0- 0	0- 0	2- 2				
0- 9	0- 1	0- 0	AWAY	0- 1	0- 1	0- 6				
1- 1	0- 0	0- 0	NEUTRAL	0- 0	0- 0	1- 1				
2- 7	0- 1	0- 0	NON-CONFERENCE	0- 1	0- 1	2- 4				
1- 1	0- 0	0- 0	HOME	0- 0	0- 0	1- 1				
0- 5	0- 1	0- 0	AWAY	0- 1	0- 1	0- 2				
1- 1	0- 0	0- 0	NEUTRAL	0- 0	0- 0	1- 1				
1- 5	0- 0	0- 0	CONFERENCE	0- 0	0- 0	1- 5				
1- 1	0- 0	0- 0	HOME	0- 0	0- 0	1- 1				
0- 4	0- 0	0- 0	AWAY	0- 0	0- 0	0- 4				
0- 0	0- 0	0- 0	NEUTRAL	0- 0	0- 0	0- 0				

RPI 1-25				RPI 26-50				RPI 51-100				RPI 101+				Team's RPI: 334
RPI	S	Opponent	Score	RPI	S	Opponent	Score	RPI	S	Opponent	Score	RPI	S	Opponent	Score	
9	A	Mississippi St.	38 105					55	A	Arkansas	57 76	126	A	UT Arlington	63 99	
												180	N	Akron	57 74	
												187	H	Southern U.	74 76	
												210	A	Prairie View	57 76	
												222	A	Memphis	67 68	
												227	A	Alabama St.	67 74	
												241	H	Southeastern La.	45 50	
												247	A	Texas Southern	67 76	
												258	A	Louisiana	61 68	
												281	A	Alabama A&M	55 58	
												306	H	Central Ark.	65 56	
												331	N	UIC	72 57	
												350	H	Alcorn	88 66	
LAST 12 Division I GAMES:																
227	A	Alabama St.	67 74	247	A	Texas Southern	67 76									
281	A	Alabama A&M	55 58	210	A	Prairie View	57 76									
55	A	Arkansas	57 76	187	H	Southern U.	74 76									
331	N	UIC	72 57	350	H	Alcorn	88 66									
180	N	Akron	57 74	9	A	Mississippi St.	38 105									
241	H	Southeastern La.	45 50	258	A	Louisiana	61 68									

Non-Div I Games: Spring Hill 105 57 Millsaps 88 38

Jackson St.

Average RPI Win:	295	WON-LOST	WINNING	LAST 10	STRENGTH OF	OPP. STRENGTH	TEAM	ADJ.	CONF.	ADJ CONF.
Average RPI Loss:	150	RECORD	PCT. RANK	GAMES	SCHEDULE	OF SCHEDULE	RPI	RPI	RPI	RPI
DIV. I ONLY	8- 8	165	7-3	263	297	195	195	25	25	
DIV. I NON-CONF.	4- 6	212	0- 0	180	276	197	197	27	27	

TOTALS	RPI 1-25	RPI 26-50	W-L RECORDS	RPI 51-100	RPI 101-150	RPI 150+				
8- 8	0- 2	0- 0	OVERALL	0- 2	0- 0	8- 4				
2- 2	0- 0	0- 0	HOME	0- 0	0- 0	2- 2				
6- 4	0- 2	0- 0	AWAY	0- 1	0- 0	6- 1				
0- 2	0- 0	0- 0	NEUTRAL	0- 1	0- 0	0- 1				
4- 6	0- 2	0- 0	NON-CONFERENCE	0- 2	0- 0	4- 2				
1- 1	0- 0	0- 0	HOME	0- 0	0- 0	1- 1				
3- 3	0- 2	0- 0	AWAY	0- 1	0- 0	3- 0				
0- 2	0- 0	0- 0	NEUTRAL	0- 1	0- 0	0- 1				
4- 2	0- 0	0- 0	CONFERENCE	0- 0	0- 0	4- 2				
1- 1	0- 0	0- 0	HOME	0- 0	0- 0	1- 1				
3- 1	0- 0	0- 0	AWAY	0- 0	0- 0	3- 1				
0- 0	0- 0	0- 0	NEUTRAL	0- 0	0- 0	0- 0				

RPI 1-25				RPI 26-50				RPI 51-100				RPI 101+				Team's RPI: 195
RPI	S	Opponent	Score	RPI	S	Opponent	Score	RPI	S	Opponent	Score	RPI	S	Opponent	Score	
22	A	Texas A&M	53 73					58	N	Old Dominion	76 78	155	H	North Ala.	59 62	
25	A	Florida St.	46 79					98	A	Penn St.	61 80	174	H	Mercer	71 66	
												267	A	Liberty	64 52	
												275	H	Bethune-Cookman	56 58	
												281	N	Alabama A&M	60 65	
												289	A	Kennesaw St.	55 75	
												299	A	North Florida	80 72	
												308	A	FIU	73 62	
												315	A	NJIT	61 56	
												325	H	Lipscomb	62 47	
												336	A	Charleston So.	68 58	
												338	A	Savannah St.	68 58	
LAST 12 Division I GAMES:																
289	A	Kennesaw St.	55 75	299	A	North Florida	80 72									
325	H	Lipscomb	62 47	315	A	NJIT	61 56									
174	H	Mercer	71 66	155	H	North Ala.	59 62									
308	A	FIU	73 62	267	A	Liberty	64 52									
281	N	Alabama A&M	60 65	275	H	Bethune-Cookman	56 58									
98	A	Penn St.	61 80	336	A	Charleston So.	68 58									

Non-Div I Games: Webber Int'l 73 39 Edward Waters 100 48 Warner 105 55

Jacksonville

Average RPI Win:	276	WON-LOST	WINNING	LAST 10	STRENGTH OF	OPP. STRENGTH	TEAM	ADJ.	CONF.	ADJ CONF.
Average RPI Loss:	109	RECORD	PCT. RANK	GAMES	SCHEDULE	OF SCHEDULE	RPI	RPI	RPI	RPI
DIV. I ONLY	8- 9	190	4-6	248	191	204	204	22	22	
DIV. I NON-CONF.	5- 5	162	0- 1	220	203	188	188	20	20	

TOTALS	RPI 1-25	RPI 26-50	W-L RECORDS	RPI 51-100	RPI 101-150	RPI 150+				
8- 9	0- 0	0- 0	OVERALL	0- 6	0- 1	8- 2				
2- 5	0- 0	0- 0	HOME	0- 3	0- 1	2- 1				
6- 2	0- 0	0- 0	AWAY	0- 1	0- 0	6- 1				
0- 2	0- 0	0- 0	NEUTRAL	0- 2	0- 0	0- 0				
5- 5	0- 0	0- 0	NON-CONFERENCE	0- 4	0- 0	5- 1				
1- 2	0- 0	0- 0	HOME	0- 2	0- 0	1- 0				
4- 1	0- 0	0- 0	AWAY	0- 0	0- 0	4- 1				
0- 2	0- 0	0- 0	NEUTRAL	0- 2	0- 0	0- 0				
3- 4	0- 0	0- 0	CONFERENCE	0- 2	0- 1	3- 1				
1- 3	0- 0	0- 0	HOME	0- 1	0- 1	1- 1				
2- 1	0- 0	0- 0	AWAY	0- 1	0- 0	2- 0				
0- 0	0- 0	0- 0	NEUTRAL	0- 0	0- 0	0- 0				

RPI 1-25				RPI 26-50				RPI 51-100				RPI 101+				Team's RPI: 204
RPI	S	Opponent	Score	RPI	S	Opponent	Score	RPI	S	Opponent	Score	RPI	S	Opponent	Score	
								65	N	Harvard	62 69	113	H	Tennessee Tech	49 66	
								72	A	Bel mont	52 66	158	A	Texas Tech	58 71	
								72	H	Bel mont	41 64	165	H	Georgi a St.	61 56	
								92	H	Mi ami (OH)	41 58	203	A	Ole Miss	60 49	
								94	N	Washi ngton St.	51 64	213	H	SIUE	47 51	
								99	H	Troy	63 89	254	H	Eastern Ill.	78 49	
												281	A	Al abama A&M	55 48	
												307	A	Tennessee St.	62 52	
												324	A	Eastern Ky.	53 44	
												325	A	Li pscomb	58 46	
												345	A	Fl ori da A&M	62 31	
LAST 12 Division I GAMES:																
213	H	SIUE	47 51	94	N	Washington St.	51 64									
254	H	Eastern Ill.	78 49	324	A	Eastern Ky.	53 44									
307	A	Tennessee St.	62 52	113	H	Tennessee Tech	49 66									
72	A	Bel mont	52 66	72	H	Bel mont	41 64									
99	H	Troy	63 89	165	H	Georgi a St.	61 56									
92	H	Mi ami (OH)	41 58	281	A	Al abama A&M	55 48									

Non-Div I Games: Montevallo 84 52

Jacksonville St.

Average RPI Win:	192	WON-LOST	WINNING	LAST 10	STRENGTH OF	OPP. STRENGTH	TEAM	ADJ.	CONF.	ADJ CONF.
Average RPI Loss:	117	RECORD	PCT. RANK	GAMES	SCHEDULE	OF SCHEDULE	RPI	RPI	RPI	RPI
DIV. I ONLY	14- 4	38	8-2	174	150	49	49	10	10	
DIV. I NON-CONF.	8- 3	72	0- 0	231	158	76	76	13	13	

TOTALS	RPI 1-25	RPI 26-50	W-L RECORDS	RPI 51-100	RPI 101-150	RPI 150+				
14- 4	0- 1	0- 0	OVERALL	2- 0	4- 2	8- 1				
8- 0	0- 0	0- 0	HOME	2- 0	3- 0	3- 0				
6- 4	0- 1	0- 0	AWAY	0- 0	1- 2	5- 1				
0- 0	0- 0	0- 0	NEUTRAL	0- 0	0- 0	0- 0				
8- 3	0- 1	0- 0	NON-CONFERENCE	1- 0	2- 1	5- 1				
5- 0	0- 0	0- 0	HOME	1- 0	2- 0	2- 0				
3- 3	0- 1	0- 0	AWAY	0- 0	0- 1	3- 1				
0- 0	0- 0	0- 0	NEUTRAL	0- 0	0- 0	0- 0				
6- 1	0- 0	0- 0	CONFERENCE	1- 0	2- 1	3- 0				
3- 0	0- 0	0- 0	HOME	1- 0	1- 0	1- 0				
3- 1	0- 0	0- 0	AWAY	0- 0	1- 1	2- 0				
0- 0	0- 0	0- 0	NEUTRAL	0- 0	0- 0	0- 0				

RPI 1-25				RPI 26-50				Team's RPI: 49				RPI 51-100				RPI 101+			
RPI	S	Opponent	Score	RPI	S	Opponent	Score					RPI	S	Opponent	Score	RPI	S	Opponent	Score
24	A	Maryland	63 87									54	H	Northeastern	84 49	107	H	St. John's (NY)	64 51
												95	H	Georgetown	69 57	108	H	Dayton	68 55
																117	A	Wake Forest	49 50
																121	A	Drexel	51 35
																134	A	UNCW	63 66
																148	H	William & Mary	65 48
																181	A	Delaware	68 43
																189	H	George Washington	50 37
																194	A	Hampton	65 72
																243	A	Robert Morris	59 36
																260	H	Hofstra	77 54
																267	A	Liberty	74 53
																278	H	Winthrop	56 39
																291	A	Col. of Charleston	91 50
																348	A	Delaware St.	103 57
LAST 12 Division I GAMES:																			
260	H	Hofstra	77 54	148	H	William & Mary	65 48												
121	A	Drexel	51 35	291	A	Col. of Charleston	91 50												
181	A	Delaware	68 43	134	A	UNCW	63 66												
243	A	Robert Morris	59 36	54	H	Northeastern	84 49												
107	H	St. John's (NY)	64 51	24	A	Maryland	63 87												
117	A	Wake Forest	49 50	108	H	Dayton	68 55												

Non-Div I Games:

James Madison

Average RPI Win: 169

Average RPI Loss: 58

WON-LOST
RECORDWINNING
PCT. RANKLAST 10
GAMESSTRENGTH OF
SCHEDULEOPP. STRENGTH
OF SCHEDULETEAM
RPIADJ.
RPICONF.
RPIADJ CONF.
RPIDIV. I ONLY
DIV. I NON-CONF.11- 6
10- 193
185-5
1- 059
20752
14366
3666
363
33
3

TOTALS

RPI 1-25

RPI 26-50

W-L RECORDS

RPI 51-100

RPI 101-150

RPI 150+

11- 6

0- 3

1- 0

OVERALL

3- 2

0- 0

7- 1

7- 3

0- 2

0- 0

HOME

0- 1

0- 0

7- 0

2- 3

0- 1

1- 0

AWAY

1- 1

0- 0

0- 1

2- 0

0- 0

0- 0

NEUTRAL

2- 0

0- 0

0- 0

10- 1

0- 0

0- 0

NON-CONFERENCE

3- 1

0- 0

7- 0

7- 0

0- 0

0- 0

HOME

0- 0

0- 0

7- 0

1- 1

0- 0

0- 0

AWAY

1- 1

0- 0

0- 0

2- 0

0- 0

0- 0

NEUTRAL

2- 0

0- 0

0- 0

1- 5

0- 3

1- 0

CONFERENCE

0- 1

0- 0

0- 1

0- 3

0- 2

0- 0

HOME

0- 1

0- 0

0- 0

1- 2

0- 1

1- 0

AWAY

0- 0

0- 0

0- 1

0- 0

0- 0

0- 0

NEUTRAL

0- 0

0- 0

0- 0

RPI 1-25

RPI 26-50

RPI 51-100 Team's RPI: 66

RPI 101+

RPI	S	Opponent	Score
2	H	Baylor	68 94
12	H	Iowa St.	73 82
23	A	Texas	43 62

RPI	S	Opponent	Score
42	A	Kansas St.	61 54

RPI	S	Opponent	Score
52	A	LSU	68 61
67	H	Oklahoma St.	62 72
69	N	Northwestern	66 57
84	A	Nebraska	52 58
94	N	Washington St.	71 63

RPI	S	Opponent	Score
158	A	Texas Tech	66 69
160	H	Grambling	76 45
169	H	Oral Roberts	70 58
190	H	UMKC	67 55
196	H	George Mason	77 56
269	H	Vermont	77 36
281	H	Alabama A&M	65 54
332	H	Iona	75 44

LAST 12 Division I GAMES:

42	A	Kansas St.	61	54	69	N	Northwestern	66	57
158	A	Texas Tech	66	69	23	A	Texas	43	62
12	H	Iowa St.	73	82	67	H	Oklahoma St.	62	72
269	H	Vermont	77	36	2	H	Baylor	68	94
94	N	Washington St.	71	63	84	A	Nebraska	52	58
160	H	Grambling	76	45	52	A	LSU	68	61

Non-Div I Games:

Kansas

Loss,
 Non-Conf, S Site, H Home
A Away
 N Neutral

Average RPI Win:	144	WON-LOST	WINNING	LAST 10	STRENGTH OF	OPP. STRENGTH	TEAM	ADJ.	CONF.	ADJ CONF.
Average RPI Loss:	23	RECORD	PCT. RANK	GAMES	SCHEDULE	OF SCHEDULE	RPI	RPI	RPI	RPI

DIV. I ONLY	13- 6	76	6-4	35	9	42	42	3	3
DIV. I NON-CONF.	9- 3	61	0- 0	101	25	54	54	3	3

TOTALS	RPI 1-25	RPI 26-50	W-L RECORDS	RPI 51-100	RPI 101-150	RPI 150+			
13- 6	1- 4	0- 1	OVERALL	5- 1	1- 0	6- 0			
10- 1	1- 0	0- 0	HOME	3- 1	1- 0	5- 0			
2- 2	0- 2	0- 0	AWAY	1- 0	0- 0	1- 0			
1- 3	0- 2	0- 1	NEUTRAL	1- 0	0- 0	0- 0			
9- 3	0- 2	0- 1	NON-CONFERENCE	4- 0	0- 0	5- 0			
7- 0	0- 0	0- 0	HOME	2- 0	0- 0	5- 0			
1- 0	0- 0	0- 0	AWAY	1- 0	0- 0	0- 0			
1- 3	0- 2	0- 1	NEUTRAL	1- 0	0- 0	0- 0			
4- 3	1- 2	0- 0	CONFERENCE	1- 1	1- 0	1- 0			
3- 1	1- 0	0- 0	HOME	1- 1	1- 0	0- 0			
1- 2	0- 2	0- 0	AWAY	0- 0	0- 0	1- 0			
0- 0	0- 0	0- 0	NEUTRAL	0- 0	0- 0	0- 0			

RPI 1-25	RPI 26-50	Team's RPI: 42	RPI 51-100	RPI 101+
RPI S Opponent Score	RPI S Opponent Score		RPI S Opponent Score	RPI S Opponent Score
2 A Baylor 50 65	36 N DePaul 59 79		66 H Kansas 54 61	142 H Oklahoma 86 56
8 N Syracuse 61 70			67 H Oklahoma St. 59 48	158 A Texas Tech 66 62
12 A Iowa St. 58 96			70 H Lamar University 73 55	164 H Vanderbilt 72 61
15 N Arizona St. 51 65			79 H UNI 72 62	186 H North Texas 60 42
23 H Texas 87 69			80 N Princeton 80 61	190 H UMKC 61 50
			89 A Little Rock 53 47	306 H Central Ark. 70 54
				317 H Omaha 61 46
LAST 12 Division I GAMES:				
2 A Baylor 50 65	67 H Oklahoma St. 59 48			
142 H Oklahoma 86 56	158 A Texas Tech 66 62			
12 A Iowa St. 58 96	23 H Texas 87 69			
79 H UNI 72 62	66 H Kansas 54 61			
306 H Central Ark. 70 54	89 A Little Rock 53 47			
15 N Arizona St. 51 65	70 H Lamar University 73 55			

Non-Div I Games:

Kansas St.

Average RPI Win:	269	WON-LOST	WINNING	LAST 10	STRENGTH OF	OPP. STRENGTH	TEAM	ADJ.	CONF.	ADJ CONF.
Average RPI Loss:	173	RECORD	PCT. RANK	GAMES	SCHEDULE	OF SCHEDULE	RPI	RPI	RPI	RPI

DIV. I ONLY	4- 13	296	2-8	168	321	289	289	25	25
DIV. I NON-CONF.	3- 9	271	0- 0	181	312	285	285	27	27

TOTALS	RPI 1-25	RPI 26-50	W-L RECORDS	RPI 51-100	RPI 101-150	RPI 150+			
4- 13	0- 0	0- 2	OVERALL	0- 2	0- 1	4- 8			
3- 2	0- 0	0- 0	HOME	0- 1	0- 0	3- 1			
0- 7	0- 0	0- 1	AWAY	0- 1	0- 0	0- 5			
1- 4	0- 0	0- 1	NEUTRAL	0- 0	0- 1	1- 2			
3- 9	0- 0	0- 2	NON-CONFERENCE	0- 1	0- 1	3- 5			
2- 0	0- 0	0- 0	HOME	0- 0	0- 0	2- 0			
0- 5	0- 0	0- 1	AWAY	0- 1	0- 0	0- 3			
1- 4	0- 0	0- 1	NEUTRAL	0- 0	0- 1	1- 2			
1- 4	0- 0	0- 0	CONFERENCE	0- 1	0- 0	1- 3			
1- 2	0- 0	0- 0	HOME	0- 1	0- 0	1- 1			
0- 2	0- 0	0- 0	AWAY	0- 0	0- 0	0- 2			
0- 0	0- 0	0- 0	NEUTRAL	0- 0	0- 0	0- 0			

RPI 1-25				RPI 26-50				RPI 51-100				RPI 101+				Team's RPI: 289	
RPI	S	Opponent	Score	RPI	S	Opponent	Score	RPI	S	Opponent	Score	RPI	S	Opponent	Score		
				28	N	Michigan St.	51 75	88	A	Seton Hall	80 102	106	N	Idaho St.	49 60		
				37	A	Georgia Tech	35 60	93	H	FGCU	46 69	155	A	North Ala.	55 80		
												165	A	Georgia St.	73 79		
												174	A	Mercer	48 64		
												195	H	Jacksonville	75 55		
												224	A	East Carolina	56 68		
												250	H	Furman	74 63		
												267	H	Liberty	61 67		
												275	N	Bethune-Cookman	61 64		
												282	H	Ga. Southern	78 59		
												315	A	NJIT	60 66		
												320	N	UMBC	53 57		
												349	N	N.C. Central	78 54		
LAST 12 Division I GAMES:																	
				315	A	NJIT	60 66	155	A	North Ala.	55 80						
				349	N	N.C. Central	78 54	93	H	FGCU	46 69						
				275	N	Bethune-Cookman	61 64	267	H	Liberty	61 67						
				37	A	Georgia Tech	35 60	195	H	Jacksonville	75 55						
				165	A	Georgia St.	73 79	282	H	Ga. Southern	78 59						
				174	A	Mercer	48 64	28	N	Michigan St.	51 75						

Non-Div I Games: Middle Ga. St. 80 70

Kennesaw St.

Average RPI Win: 209

Average RPI Loss: 73

WON-LOST
RECORDWINNING
PCT. RANKLAST 10
GAMESSTRENGTH OF
SCHEDULEOPP. STRENGTH
OF SCHEDULETEAM
RPIADJ.
RPICONF.
RPIADJ CONF.
RPIDIV. I ONLY
DIV. I NON-CONF.9- 7
6- 4136
1257-3
0- 079
178113
16086
11086
1108
88
8

TOTALS

RPI 1-25

RPI 26-50

W-L RECORDS

RPI 51-100

RPI 101-150

RPI 150+

9- 7
5- 2
4- 5
0- 00- 2
0- 1
0- 1
0- 00- 2
0- 0
0- 2
0- 0OVERALL
HOME
AWAY
NEUTRAL1- 1
0- 0
1- 1
0- 02- 0
2- 0
0- 0
0- 06- 2
3- 1
3- 1
0- 06- 4
3- 1
3- 3
0- 00- 1
0- 0
0- 1
0- 00- 1
0- 0
0- 1
0- 0NON-CONFERENCE
HOME
AWAY
NEUTRAL0- 1
0- 0
0- 1
0- 01- 0
1- 0
0- 0
0- 05- 1
2- 1
3- 0
0- 03- 3
2- 1
1- 2
0- 00- 1
0- 1
0- 0
0- 00- 1
0- 0
0- 1
0- 0CONFERENCE
HOME
AWAY
NEUTRAL1- 0
0- 0
1- 0
0- 01- 0
1- 0
0- 0
0- 01- 1
1- 0
0- 1
0- 0

RPI 1-25

RPI 26-50

RPI 51-100

Team's RPI: 86

RPI 101+

RPI	S	Opponent	Score
6	A	NC State	61 78
21	H	Central Mich.	75 82

RPI	S	Opponent	Score
33	A	Ohio	81 83
43	A	North Carolina	60 73

RPI	S	Opponent	Score
75	A	Toledo	58 47
82	A	Wright St.	55 61

RPI	S	Opponent	Score
110	H	Northern Ill.	87 78
122	H	Youngstown St.	62 34
153	H	Duquesne	72 77
175	A	Ball St.	44 48
188	H	Eastern Mich.	71 64
243	A	Robert Morris	54 46
246	A	St. Bonaventure	76 64
287	H	Northern Ky.	62 61
293	H	Oakland	75 65
315	A	NJIT	57 40

LAST 12 Division I GAMES:

110	H	Northern Ill.	87 78	175	A	Ball St.	44 48
188	H	Eastern Mich.	71 64	21	H	Central Mich.	75 82
315	A	NJIT	57 40	33	A	Ohio	81 83
246	A	St. Bonaventure	76 64	75	A	Toledo	58 47
243	A	Robert Morris	54 46	153	H	Duquesne	72 77
82	A	Wright St.	55 61	122	H	Youngstown St.	62 34

Non-Div I Games:

Clarion

92 38

Kent St.

Average RPI Win:	140	WON-LOST	WINNING	LAST 10	STRENGTH OF	OPP. STRENGTH	TEAM	ADJ.	CONF.	ADJ CONF.
Average RPI Loss:	72	RECORD	PCT. RANK	GAMES	SCHEDULE	OF SCHEDULE	RPI	RPI	RPI	RPI
DIV. I ONLY	17- 3	18	8-2	80	25	19	19	6	6	
DIV. I NON-CONF.	13- 1	9	0- 0	128	49	18	18	6	6	

TOTALS	RPI 1-25	RPI 26-50	W-L RECORDS	RPI 51-100	RPI 101-150	RPI 150+				
17- 3	0- 2	3- 0	OVERALL	4- 0	3- 0	7- 1				
12- 1	0- 0	1- 0	HOME	2- 0	2- 0	7- 1				
2- 2	0- 2	0- 0	AWAY	2- 0	0- 0	0- 0				
3- 0	0- 0	2- 0	NEUTRAL	0- 0	1- 0	0- 0				
13- 1	0- 1	2- 0	NON-CONFERENCE	2- 0	3- 0	6- 0				
10- 0	0- 0	0- 0	HOME	2- 0	2- 0	6- 0				
0- 1	0- 1	0- 0	AWAY	0- 0	0- 0	0- 0				
3- 0	0- 0	2- 0	NEUTRAL	0- 0	1- 0	0- 0				
4- 2	0- 1	1- 0	CONFERENCE	2- 0	0- 0	1- 1				
2- 1	0- 0	1- 0	HOME	0- 0	0- 0	1- 1				
2- 1	0- 1	0- 0	AWAY	2- 0	0- 0	0- 0				
0- 0	0- 0	0- 0	NEUTRAL	0- 0	0- 0	0- 0				

RPI 1-25				RPI 26-50				RPI 51-100				RPI 101+			
RPI	S	Opponent	Score	RPI	S	Opponent	Score	RPI	S	Opponent	Score	RPI	S	Opponent	Score
3	A	Louisville	75 80	38	H	Missouri	52 41	52	A	LSU	64 60	135	N	South Fla.	85 63
9	A	Mississippi St.	71 86	43	N	North Carolina	85 75	53	A	Tennessee	73 71	139	H	High Point	71 49
				44	N	UCLA	75 74	73	H	Middle Tenn.	72 55	141	H	Morehead St.	87 57
								85	H	Virginia	63 51	164	H	Vanderbilt	77 55
												176	H	Rhode Island	75 52
												187	H	Southern U.	91 41
												203	H	Ole Miss	49 55
												212	H	Sacred Heart	71 43
												227	H	Alabama St.	87 35
												286	H	Murray St.	88 49
												328	H	Western Caro.	99 39

LAST 12 Division I GAMES:															
9	A	Mississippi St.	71 86	38	H	Missouri	52 41	52	A	LSU	64 60	203	H	Ole Miss	49 55
164	H	Vanderbilt	77 55	52	A	LSU	64 60	53	A	Tennessee	73 71	3	A	Louisville	75 80
212	H	Sacred Heart	71 43	203	H	Ole Miss	49 55	73	H	Middle Tenn.	72 55	176	H	Rhode Island	75 52
286	H	Murray St.	88 49	73	H	Middle Tenn.	72 55								
328	H	Western Caro.	99 39												
73	H	Middle Tenn.	72 55												

Non-Div I Games:

Kentucky

Average RPI Win: 326		WON-LOST RECORD	WINNING PCT. RANK	LAST 10 GAMES	STRENGTH OF SCHEDULE	OPP. STRENGTH OF SCHEDULE	TEAM RPI	ADJ. RPI	CONF. RPI	ADJ CONF. RPI
Average RPI Loss: 259										
DIV. I ONLY		1- 16	344	1-9	339	349	351	351	31	31
DIV. I NON-CONF.		1- 10	330	0- 0	336	346	351	351	31	31
TOTALS		RPI 1-25	RPI 26-50	W-L RECORDS		RPI 51-100	RPI 101-150	RPI 150+		
1- 16	0- 0		0- 0	OVERALL		0- 1	0- 2	1- 13		
1- 7	0- 0		0- 0	HOME		0- 0	0- 0	1- 7		
0- 8	0- 0		0- 0	AWAY		0- 1	0- 1	0- 6		
0- 1	0- 0		0- 0	NEUTRAL		0- 0	0- 1	0- 0		
1- 10	0- 0		0- 0	NON-CONFERENCE		0- 1	0- 2	1- 7		
1- 3	0- 0		0- 0	HOME		0- 0	0- 0	1- 3		
0- 6	0- 0		0- 0	AWAY		0- 1	0- 1	0- 4		
0- 1	0- 0		0- 0	NEUTRAL		0- 0	0- 1	0- 0		
0- 6	0- 0		0- 0	CONFERENCE		0- 0	0- 0	0- 6		
0- 4	0- 0		0- 0	HOME		0- 0	0- 0	0- 4		
0- 2	0- 0		0- 0	AWAY		0- 0	0- 0	0- 2		
0- 0	0- 0		0- 0	NEUTRAL		0- 0	0- 0	0- 0		

RPI 1-25				RPI 26-50				RPI 51-100				RPI 101+				Team's RPI: 351					
RPI	S	Opponent	Score	RPI	S	Opponent	Score	RPI	S	Opponent	Score	RPI	S	Opponent	Score						
								63	A	Michigan	38	83	129	A	Lehigh	38	72				
												150	N	UC Irvine	71	84					
												212	A	Sacred Heart	53	75					
												243	H	Robert Morris	37	89					
												262	H	Saint Francis (PA)	66	80					
												277	H	St. Francis Brooklyn	67	79					
												279	A	Bryant	62	69					
												285	H	Army West Point	42	57					
												297	A	Saint Peter's	59	86					
												298	H	UMass Lowell	64	69					
												301	A	Fairfield	43	71					
												315	H	NJIT	51	72					
												326	H	Lafayette	55	50					
												339	A	Grand Canyon	62	65					
												340	A	Manhattan	46	61					
												347	H	Fairleigh Dickinson	52	69					
LAST 12 Division I GAMES:																					
												212	A	Sacred Heart	53	75	277	H	St. Francis Brooklyn	67	79
												279	A	Bryant	62	69	347	H	Fairleigh Dickinson	52	69
												326	H	Lafayette	55	50	243	H	Robert Morris	37	89
												129	A	Lehigh	38	72	262	H	Saint Francis (PA)	66	80
												315	H	NJIT	51	72	298	H	UMass Lowell	64	69
												63	A	Michigan	38	83	339	A	Grand Canyon	62	65

Non-Div I Games:

LI U Brooklyn

Loss, Non-Conf, S Site, H Home A Away N Neutral

Average RPI Win:	236	WON-LOST	WINNING	LAST 10	STRENGTH OF	OPP. STRENGTH	TEAM	ADJ.	CONF.	ADJ CONF.
Average RPI Loss:	142	RECORD	PCT. RANK	GAMES	SCHEDULE	OF SCHEDULE	RPI	RPI	RPI	RPI
DIV. I ONLY	3- 17	327	2-8	118	195	276	276	17	17	
DIV. I NON-CONF.	3- 11	292	0- 0	99	219	244	244	17	17	

TOTALS	RPI 1-25	RPI 26-50	W-L RECORDS	RPI 51-100	RPI 101-150	RPI 150+				
3- 17	0- 0	0- 2	OVERALL	0- 3	0- 5	3- 7				
1- 6	0- 0	0- 0	HOME	0- 0	0- 2	1- 4				
0- 11	0- 0	0- 2	AWAY	0- 3	0- 3	0- 3				
2- 0	0- 0	0- 0	NEUTRAL	0- 0	0- 0	2- 0				
3- 11	0- 0	0- 2	NON-CONFERENCE	0- 3	0- 3	3- 3				
1- 3	0- 0	0- 0	HOME	0- 0	0- 2	1- 1				
0- 8	0- 0	0- 2	AWAY	0- 3	0- 1	0- 2				
2- 0	0- 0	0- 0	NEUTRAL	0- 0	0- 0	2- 0				
0- 6	0- 0	0- 0	CONFERENCE	0- 0	0- 2	0- 4				
0- 3	0- 0	0- 0	HOME	0- 0	0- 0	0- 3				
0- 3	0- 0	0- 0	AWAY	0- 0	0- 2	0- 1				
0- 0	0- 0	0- 0	NEUTRAL	0- 0	0- 0	0- 0				

RPI 1-25				RPI 26-50				RPI 51-100				RPI 101+				Team's RPI: 276	
RPI	S	Opponent	Score	RPI	S	Opponent	Score	RPI	S	Opponent	Score	RPI	S	Opponent	Score		
				41	A	Oregon St.	46 100	65	A	Harvard	43 88	101	A	Towson	68 92		
				45	A	Villanova	68 81	90	A	Providence	47 77	107	H	St. John's (NY)	57 83		
								96	A	Penn	34 65	108	A	Dayton	45 84		
												121	H	Drexel	43 58		
												137	A	VCU	38 68		
												153	H	Duquesne	62 66		
												157	N	Pepperdine	62 55		
												183	H	Massachusetts	60 74		
												189	H	George Washington	59 67		
												223	H	Howard	54 57		
												231	A	Temple	47 75		
												243	A	Robert Morris	39 67		
												264	H	Norfolk St.	62 52		
												287	N	Northern Ky.	74 56		
												288	A	Saint Joseph's	57 60		
LAST 12 Division I GAMES:																	
				137	A	VCU	38 68	153	H	Duquesne	62 66						
				108	A	Dayton	45 84	288	A	Saint Joseph's	57 60						
				231	A	Temple	47 75	189	H	George Washington	59 67						
				90	A	Providence	47 77	183	H	Massachusetts	60 74						
				157	N	Pepperdine	62 55	107	H	St. John's (NY)	57 83						
				287	N	Northern Ky.	74 56	264	H	Norfolk St.	62 52						

Non-Div I Games:

La Salle

Average RPI Win:	308	WON-LOST	WINNING	LAST 10	STRENGTH OF	OPP. STRENGTH	TEAM	ADJ.	CONF.	ADJ CONF.
Average RPI Loss:	192	RECORD	PCT. RANK	GAMES	SCHEDULE	OF SCHEDULE	RPI	RPI	RPI	RPI
DIV. I ONLY	5- 10	254	2-8	340	229	314	314	14	14	
DIV. I NON-CONF.	4- 5	190	0- 0	350	305	322	322	15	15	

TOTALS	RPI 1-25	RPI 26-50	W-L RECORDS	RPI 51-100	RPI 101-150	RPI 150+				
5- 10	0- 0	0- 0	OVERALL	0- 2	0- 0	5- 8				
3- 2	0- 0	0- 0	HOME	0- 0	0- 0	3- 2				
2- 8	0- 0	0- 0	AWAY	0- 2	0- 0	2- 6				
0- 0	0- 0	0- 0	NEUTRAL	0- 0	0- 0	0- 0				
4- 5	0- 0	0- 0	NON-CONFERENCE	0- 0	0- 0	4- 5				
2- 1	0- 0	0- 0	HOME	0- 0	0- 0	2- 1				
2- 4	0- 0	0- 0	AWAY	0- 0	0- 0	2- 4				
0- 0	0- 0	0- 0	NEUTRAL	0- 0	0- 0	0- 0				
1- 5	0- 0	0- 0	CONFERENCE	0- 2	0- 0	1- 3				
1- 1	0- 0	0- 0	HOME	0- 0	0- 0	1- 1				
0- 4	0- 0	0- 0	AWAY	0- 2	0- 0	0- 2				
0- 0	0- 0	0- 0	NEUTRAL	0- 0	0- 0	0- 0				

RPI 1-25				RPI 26-50				RPI 51-100				RPI 101+				Team's RPI: 314			
RPI	S	Opponent	Score	RPI	S	Opponent	Score	RPI	S	Opponent	Score	RPI	S	Opponent	Score				
								89	A	Little Rock	44	63	158	A	Texas Tech	42	86		
								99	A	Troy	56	78	165	H	Georgia St.	41	56		
													170	A	Arkansas St.	54	64		
													201	H	Nicholls St.	54	55		
													208	A	SMU	38	49		
													241	A	Southeastern La.	42	49		
													258	A	Louisiana	45	52		
													282	H	Ga. Southern	58	57		
													294	H	Mississippi Val.	72	65		
													313	A	New Orleans	57	44		
													323	H	McNeese	69	60		
													329	A	Northwestern St.	63	55		
													330	A	Houston Baptist	60	68		

LAST 12 Division I GAMES:																			
170	A	Arkansas St.	54	64	99	A	Troy	56	78	258	A	Louisiana	45	52	165	H	Georgia St.	41	56
89	A	Little Rock	44	63						282	H	Ga. Southern	58	57	329	A	Northwestern St.	63	55
330	A	Houston Baptist	60	68						313	A	New Orleans	57	44					
241	A	Southeastern La.	42	49															
201	H	Nicholls St.	54	55															
294	H	Mississippi Val.	72	65															

Non-Div I Games: LSU-Alexandria 93 62 Ark.-Monticello 70 39

La. -Monroe

Average RPI Loss: 241

DIV. I ONLY	7- 11	232	3-7	344	312	326	326	19	19
DIV. I NON-CONF.	5- 6	177	0- 1	351	330	338	338	22	22
TOTALS	RPI 1-25	RPI 26-50	W-L RECORDS	RPI 51-100	RPI 101-150	RPI 150+			
7- 11	0- 0	0- 0	OVERALL	0- 1	0- 1	7- 9			
5- 4	0- 0	0- 0	HOME	0- 1	0- 1	5- 2			
2- 6	0- 0	0- 0	AWAY	0- 0	0- 0	2- 6			
0- 1	0- 0	0- 0	NEUTRAL	0- 0	0- 0	0- 1			
5- 6	0- 0	0- 0	NON-CONFERENCE	0- 0	0- 0	5- 6			
3- 2	0- 0	0- 0	HOME	0- 0	0- 0	3- 2			
2- 3	0- 0	0- 0	AWAY	0- 0	0- 0	2- 3			
0- 1	0- 0	0- 0	NEUTRAL	0- 0	0- 0	0- 1			
2- 5	0- 0	0- 0	CONFERENCE	0- 1	0- 1	2- 3			
2- 2	0- 0	0- 0	HOME	0- 1	0- 1	2- 0			
0- 3	0- 0	0- 0	AWAY	0- 0	0- 0	0- 3			
0- 0	0- 0	0- 0	NEUTRAL	0- 0	0- 0	0- 0			

[illegible]

Lafayette

Average RPI	Win:	236	WON-LOST	WINNING	LAST 10	STRENGTH OF	OPP. STRENGTH	TEAM	ADJ.	CONF.	ADJ CONF.
Average RPI	Loss:	58	RECORD	PCT. RANK	GAMES	SCHEDULE	OF SCHEDULE	RPI	RPI	RPI	RPI
DIV. I ONLY		9- 4		74	9-1	144	180	70	70	26	26
DIV. I NON-CONF.		3- 4		199	0- 0	3	46	20	20	24	24

TOTALS	RPI 1-25		RPI 26-50		W-L RECORDS	RPI 51-100		RPI 101-150		RPI 150+	
9- 4	1- 1		0- 2		OVERALL	1- 0		0- 1		7- 0	
5- 0	0- 0		0- 0		HOME	1- 0		0- 0		4- 0	
4- 3	1- 1		0- 1		AWAY	0- 0		0- 1		3- 0	
0- 1	0- 0		0- 1		NEUTRAL	0- 0		0- 0		0- 0	
3- 4	1- 1		0- 2		NON-CONFERENCE	1- 0		0- 1		1- 0	
1- 0	0- 0		0- 0		HOME	1- 0		0- 0		0- 0	
2- 3	1- 1		0- 1		AWAY	0- 0		0- 1		1- 0	
0- 1	0- 0		0- 1		NEUTRAL	0- 0		0- 0		0- 0	
6- 0	0- 0		0- 0		CONFERENCE	0- 0		0- 0		6- 0	
4- 0	0- 0		0- 0		HOME	0- 0		0- 0		4- 0	
2- 0	0- 0		0- 0		AWAY	0- 0		0- 0		2- 0	
0- 0	0- 0		0- 0		NEUTRAL	0- 0		0- 0		0- 0	

RPI 1-25				RPI 26-50				RPI 51-100				RPI 101+			
RPI	S	Opponent	Score	RPI	S	Opponent	Score	RPI	S	Opponent	Score	RPI	S	Opponent	Score
9	A	Mississippi St.	53 104	33	N	Ohio	62 87	74	H	Pacific	82 66	149	A	Denver	110 117
22	A	Texas A&M	74 68	42	A	Kansas St.	55 73					241	H	Southeastern La.	94 54
												258	A	Louisiana	79 77
												274	H	A&M-Corpus Christi	76 58
												305	A	Incarnate Word	77 51
												306	H	Central Ark.	57 37
												313	A	New Orleans	79 57
												330	H	Houston Baptist	63 50

LAST 12 Division I GAMES:															
				274	H	A&M-Corpus Christi	76 58	305	A	Incarnate Word	77 51				
				330	H	Houston Baptist	63 50	241	H	Southeastern La.	94 54				
				74	H	Pacific	82 66	306	H	Central Ark.	57 37				
				42	A	Kansas St.	55 73	313	A	New Orleans	79 57				
				22	A	Texas A&M	74 68	149	A	Denver	110 117				
				33	N	Ohio	62 87	9	A	Mississippi St.	53 104				

Non-Div I Games: LeTourneau 104 27 Louisiana Col. 94 43 McMurry 100 37 Howard Payne 93 37 Lamar University

Average RPI Win: 252

Average RPI Loss: 91

WON-LOST
RECORDWINNING
PCT. RANKLAST 10
GAMESSTRENGTH OF
SCHEDULEOPP. STRENGTH
OF SCHEDULETEAM
RPIADJ.
RPICONF.
RPIADJ CONF.
RPIDIV. I ONLY
DIV. I NON-CONF.11- 6
7- 393
836-4
0- 1141
158261
260129
122129
12219
2219
22

TOTALS

RPI 1-25

RPI 26-50

W-L RECORDS

RPI 51-100

RPI 101-150

RPI 150+

11- 6

0- 1

0- 1

OVERALL

0- 1

0- 1

11- 2

7- 3

0- 0

0- 1

HOME

0- 0

0- 1

7- 1

4- 3

0- 1

0- 0

AWAY

0- 1

0- 0

4- 1

0- 0

0- 0

0- 0

NEUTRAL

0- 0

0- 0

0- 0

7- 3

0- 1

0- 1

NON-CONFERENCE

0- 0

0- 0

7- 1

5- 2

0- 0

0- 1

HOME

0- 0

0- 0

5- 1

2- 1

0- 1

0- 0

AWAY

0- 0

0- 0

2- 0

0- 0

0- 0

0- 0

NEUTRAL

0- 0

0- 0

0- 0

4- 3

0- 0

0- 0

CONFERENCE

0- 1

0- 1

4- 1

2- 1

0- 0

0- 0

HOME

0- 0

0- 1

2- 0

2- 2

0- 0

0- 0

AWAY

0- 1

0- 0

2- 1

0- 0

0- 0

0- 0

NEUTRAL

0- 0

0- 0

0- 0

RPI 1-25

RPI 26-50

RPI 51-100

RPI 101+

Team's RPI: 129

RPI	S	Opponent	Score
1	A	Notre Dame	68 95

RPI	S	Opponent	Score
45	H	Villanova	48 70

RPI	S	Opponent	Score
56	A	Bucknell	53 71

RPI	S	Opponent	Score
105	H	American	53 61
163	H	Charlotte	60 62
178	A	Boston U.	45 58
197	H	Cornell	67 54
207	A	Navy	56 38
212	H	Sacred Heart	70 66
217	H	Holy Cross	64 55
232	A	Binghamton	65 55
234	H	Colgate	86 58
245	H	Monmouth	63 48
264	H	Norfolk St.	62 41
292	A	Central Conn. St.	88 62
326	A	Lafayette	70 43
351	H	LIU Brooklyn	72 38

LAST 12 Division I GAMES:

178	A	Boston U.	45	58	163	H	Charlotte	60	62
217	H	Holy Cross	64	55	234	H	Colgate	86	58
207	A	Navy	56	38	105	H	American	53	61
326	A	Lafayette	70	43	56	A	Bucknell	53	71
1	A	Notre Dame	68	95	212	H	Sacred Heart	70	66
351	H	LIU Brooklyn	72	38	197	H	Cornell	67	54

Lehigh

Lehigh

Non-Div I Games:

Kutztown

73 39

Lehigh

Loss,
 Non-Conf,
 S Site,
 H Home
A Away
 N Neutral

Average RPI	Win: 252	WON-LOST	WINNING	LAST 10	STRENGTH OF	OPP. STRENGTH	TEAM	ADJ.	CONF.	ADJ CONF.
Average RPI	Loss: 172	RECORD	PCT. RANK	GAMES	SCHEDULE	OF SCHEDULE	RPI	RPI	RPI	RPI
DIV. I ONLY	5- 12	268	4-6	203	242	267	267	25	25	
DIV. I NON-CONF.	3- 9	271	0- 1	170	238	266	266	27	27	
<hr/>										
TOTALS	RPI 1-25	RPI 26-50	W-L RECORDS	RPI 51-100	RPI 101-150	RPI 150+				
5- 12	0- 1	0- 1	OVERALL	0- 2	0- 1	5- 7				
2- 3	0- 0	0- 1	HOME	0- 1	0- 0	2- 1				
2- 6	0- 0	0- 0	AWAY	0- 1	0- 1	2- 4				
1- 3	0- 1	0- 0	NEUTRAL	0- 0	0- 0	1- 2				
3- 9	0- 1	0- 1	NON-CONFERENCE	0- 1	0- 1	3- 5				
1- 2	0- 0	0- 1	HOME	0- 1	0- 0	1- 0				
1- 4	0- 0	0- 0	AWAY	0- 0	0- 1	1- 3				
1- 3	0- 1	0- 0	NEUTRAL	0- 0	0- 0	1- 2				
2- 3	0- 0	0- 0	CONFERENCE	0- 1	0- 0	2- 2				
1- 1	0- 0	0- 0	HOME	0- 0	0- 0	1- 1				
1- 2	0- 0	0- 0	AWAY	0- 1	0- 0	1- 1				
0- 0	0- 0	0- 0	NEUTRAL	0- 0	0- 0	0- 0				

RPI 1-25				RPI 26-50				RPI 51-100				RPI 101+ Team's RPI: 267			
RPI	S	Opponent	Score	RPI	S	Opponent	Score	RPI	S	Opponent	Score	RPI	S	Opponent	Score
17	N	UCF	45 53	49	H	James Madison	53 74	81	H	Virginia Tech	61 72	132	A	Chattanooga	60 75
								93	A	FGCU	50 68	153	N	Duquesne	55 51
												163	N	Charlotte	61 63
												195	H	Jacksonville	52 64
												224	A	East Carolina	63 66
												248	A	Stetson	52 69
												259	A	ETSU	89 86
												262	H	Saint Francis (PA)	82 53
												264	N	Norfolk St.	53 66
												275	A	Bethune-Cookman	76 81
												289	A	Kennesaw St.	67 61
												299	H	North Florida	69 53
												318	A	UNC Greensboro	45 48
LAST 12 Division I GAMES:															
248	A	Stetson	52 69	264	N	Norfolk St.	53 66	299	H	North Florida	69 53				
93	A	FGCU	50 68	289	A	Kennesaw St.	67 61	195	H	Jacksonville	52 64				
153	N	Duquesne	55 51	49	H	James Madison	53 74	259	A	ETSU	89 86				
17	N	UCF	45 53	49	H	James Madison	53 74								
318	A	UNC Greensboro	45 48												
224	A	East Carolina	63 66												

Non-Div I Games: West Chester 61 42

Liberty

Average RPI Win:	294	WON-LOST	WINNING	LAST 10	STRENGTH OF	OPP. STRENGTH	TEAM	ADJ.	CONF.	ADJ CONF.
Average RPI Loss:	184	RECORD	PCT. RANK	GAMES	SCHEDULE	OF SCHEDULE	RPI	RPI	RPI	RPI
DIV. I ONLY	2- 16	337	0-10	210	295	325	325	25	25	
DIV. I NON-CONF.	2- 11	316	0- 0	167	296	299	299	27	27	

TOTALS	RPI 1-25	RPI 26-50	W-L RECORDS	RPI 51-100	RPI 101-150	RPI 150+				
2- 16	0- 0	0- 1	OVERALL	0- 2	0- 5	2- 8				
1- 6	0- 0	0- 0	HOME	0- 0	0- 2	1- 4				
1- 10	0- 0	0- 1	AWAY	0- 2	0- 3	1- 4				
0- 0	0- 0	0- 0	NEUTRAL	0- 0	0- 0	0- 0				
2- 11	0- 0	0- 1	NON-CONFERENCE	0- 1	0- 5	2- 4				
1- 4	0- 0	0- 0	HOME	0- 0	0- 2	1- 2				
1- 7	0- 0	0- 1	AWAY	0- 1	0- 3	1- 2				
0- 0	0- 0	0- 0	NEUTRAL	0- 0	0- 0	0- 0				
0- 5	0- 0	0- 0	CONFERENCE	0- 1	0- 0	0- 4				
0- 2	0- 0	0- 0	HOME	0- 0	0- 0	0- 2				
0- 3	0- 0	0- 0	AWAY	0- 1	0- 0	0- 2				
0- 0	0- 0	0- 0	NEUTRAL	0- 0	0- 0	0- 0				

RPI 1-25				RPI 26-50				RPI 51-100				RPI 101+				Team's RPI: 325	
RPI	S	Opponent	Score	RPI	S	Opponent	Score	RPI	S	Opponent	Score	RPI	S	Opponent	Score		
				40	A	Clemson	26 68	72	A	Belmont	43 83	102	A	Cincinnati	55 71		
								93	A	FGCU	40 82	113	H	Tennessee Tech	52 67		
												114	A	Georgia	45 77		
												133	H	UT Martin	53 62		
												141	A	Morehead St.	44 79		
												195	A	Jacksonville	47 62		
												204	H	Jacksonville St.	46 58		
												248	H	Stetson	65 80		
												281	A	Alabama A&M	62 58		
												286	A	Murray St.	61 97		
												291	H	Col. of Charleston	63 65		
												299	H	North Florida	53 68		
												304	A	Austin Peay	58 70		
												307	H	Tennessee St.	64 62		
												315	A	NJIT	67 80		
LAST 12 Division I GAMES:																	
				195	A	Jacksonville	47 62	93	A	FGCU	40 82						
				141	A	Morehead St.	44 79	315	A	NJIT	67 80						
				113	H	Tennessee Tech	52 67	248	H	Stetson	65 80						
				114	A	Georgia	45 77	299	H	North Florida	53 68						
				291	H	Col. of Charleston	63 65	72	A	Belmont	43 83						
				133	H	UT Martin	53 62	304	A	Austin Peay	58 70						

Non-Div I Games:

Lipscomb

Average RPI Win:	198	WON-LOST	WINNING	LAST 10	STRENGTH OF	OPP. STRENGTH	TEAM	ADJ.	CONF.	ADJ CONF.
Average RPI Loss:	64	RECORD	PCT. RANK	GAMES	SCHEDULE	OF SCHEDULE	RPI	RPI	RPI	RPI
DIV. I ONLY	10- 8	141	8-2	48	124	89	89	14	14	
DIV. I NON-CONF.	4- 7	228	0- 0	39	24	120	120	15	15	

TOTALS	RPI 1-25	RPI 26-50	W-L RECORDS	RPI 51-100	RPI 101-150	RPI 150+				
10- 8	0- 2	0- 1	OVERALL	0- 4	4- 1	6- 0				
5- 5	0- 2	0- 1	HOME	0- 1	1- 1	4- 0				
5- 3	0- 0	0- 0	AWAY	0- 3	3- 0	2- 0				
0- 0	0- 0	0- 0	NEUTRAL	0- 0	0- 0	0- 0				
4- 7	0- 2	0- 1	NON-CONFERENCE	0- 3	2- 1	2- 0				
1- 5	0- 2	0- 1	HOME	0- 1	0- 1	1- 0				
3- 2	0- 0	0- 0	AWAY	0- 2	2- 0	1- 0				
0- 0	0- 0	0- 0	NEUTRAL	0- 0	0- 0	0- 0				
6- 1	0- 0	0- 0	CONFERENCE	0- 1	2- 0	4- 0				
4- 0	0- 0	0- 0	HOME	0- 0	1- 0	3- 0				
2- 1	0- 0	0- 0	AWAY	0- 1	1- 0	1- 0				
0- 0	0- 0	0- 0	NEUTRAL	0- 0	0- 0	0- 0				

RPI 1-25				RPI 26-50				RPI 51-100				RPI 101+			
RPI	S	Opponent	Score	RPI	S	Opponent	Score	RPI	S	Opponent	Score	RPI	S	Opponent	Score
9	H	Mississippi St.	63 98	42	H	Kansas St.	47 53	52	A	LSU	45 60	124	H	Western Ky.	56 68
22	H	Texas A&M	40 61					78	H	Rice	65 79	126	H	UT Arlington	68 65
								87	A	Missouri St.	44 48	130	A	Tulsa	63 53
								99	A	Troy	66 71	136	A	South Alabama	65 42
												143	A	Louisiana Tech	69 58
												154	H	Texas St.	62 47
												215	A	Coastal Caro.	60 47
												222	A	Memphis	63 60
												258	H	Louisiana	62 48
												283	H	Fla. Atlantic	61 38
												314	H	La. -Monroe	63 44

LAST 12 Division I GAMES:															
99	A	Troy	66 71	215	A	Coastal Caro.	60 47	126	H	UT Arlington	68 65	154	H	Texas St.	62 47
258	H	Louisiana	62 48	126	H	UT Arlington	68 65	136	A	South Alabama	65 42	42	H	Kansas St.	47 53
314	H	La. -Monroe	63 44	154	H	Texas St.	62 47	42	H	Kansas St.	47 53	124	H	Western Ky.	56 68
87	A	Missouri St.	44 48	136	A	South Alabama	65 42								
222	A	Memphis	63 60												
130	A	Tulsa	63 53												

Non-Div I Games:

Little Rock

Average RPI Win:	226	WON-LOST	WINNING	LAST 10	STRENGTH OF	OPP. STRENGTH	TEAM	ADJ.	CONF.	ADJ CONF.
Average RPI Loss:	144	RECORD	PCT. RANK	GAMES	SCHEDULE	OF SCHEDULE	RPI	RPI	RPI	RPI
DIV. I ONLY	5- 12	268	4-6	185	176	268	268	21	21	
DIV. I NON-CONF.	3- 10	278	0- 0	100	157	249	249	21	21	

TOTALS	RPI 1-25	RPI 26-50	W-L RECORDS	RPI 51-100	RPI 101-150	RPI 150+				
5- 12	0- 1	0- 3	OVERALL	0- 1	1- 1	4- 6				
3- 7	0- 0	0- 2	HOME	0- 1	1- 0	2- 4				
2- 5	0- 1	0- 1	AWAY	0- 0	0- 1	2- 2				
0- 0	0- 0	0- 0	NEUTRAL	0- 0	0- 0	0- 0				
3- 10	0- 1	0- 3	NON-CONFERENCE	0- 1	1- 1	2- 4				
2- 6	0- 0	0- 2	HOME	0- 1	1- 0	1- 3				
1- 4	0- 1	0- 1	AWAY	0- 0	0- 1	1- 1				
0- 0	0- 0	0- 0	NEUTRAL	0- 0	0- 0	0- 0				
2- 2	0- 0	0- 0	CONFERENCE	0- 0	0- 0	2- 2				
1- 1	0- 0	0- 0	HOME	0- 0	0- 0	1- 1				
1- 1	0- 0	0- 0	AWAY	0- 0	0- 0	1- 1				
0- 0	0- 0	0- 0	NEUTRAL	0- 0	0- 0	0- 0				

RPI 1-25				RPI 26-50				RPI 51-100				RPI 101+ Team's RPI: 268			
RPI	S	Opponent	Score	RPI	S	Opponent	Score	RPI	S	Opponent	Score	RPI	S	Opponent	Score
4	A	Oregon	48 110	39	A	Utah	59 82	79	H	UNI	64 71	112	A	Loyol a Marymount	62 71
				46	H	Southern Cali forni a	50 86					125	H	Idaho	70 63
				50	H	Ari zona	43 70					151	A	Montana St.	62 85
												159	A	Utah St.	50 48
												185	A	UC Ri versi de	63 45
												185	H	UC Ri versi de	59 73
												237	H	Nevada	67 76
												249	H	San Diego	56 60
												270	H	Cali forni a Baptist	83 85
												302	A	UC Santa Barbara	54 60
												322	H	Cal Poly	61 58
												339	H	Grand Canyon	57 50
LAST 12 Division I GAMES:															
159	A	Utah St.	50 48	185	H	UC Ri versi de	59 73								
339	H	Grand Canyon	57 50	302	A	UC Santa Barbara	54 60								
112	A	Loyol a Marymount	62 71	322	H	Cal Poly	61 58								
50	H	Ari zona	43 70	185	A	UC Ri versi de	63 45								
249	H	San Diego	56 60	151	A	Montana St.	62 85								
4	A	Oregon	48 110	125	H	Idaho	70 63								

Non-Div I Games:

Long Beach St.

Average RPI Win:	225	WON-LOST	WINNING	LAST 10	STRENGTH OF	OPP. STRENGTH	TEAM	ADJ.	CONF.	ADJ CONF.
Average RPI Loss:	224	RECORD	PCT. RANK	GAMES	SCHEDULE	OF SCHEDULE	RPI	RPI	RPI	RPI
DIV. I ONLY	1- 15	342	0-10	264	344	346	346	28	28	
DIV. I NON-CONF.	1- 9	326	0- 0	214	343	339	339	29	29	

TOTALS	RPI 1-25	RPI 26-50	W-L RECORDS	RPI 51-100	RPI 101-150	RPI 150+				
1- 15	0- 0	0- 0	OVERALL	0- 1	0- 3	1- 11				
1- 6	0- 0	0- 0	HOME	0- 0	0- 1	1- 5				
0- 8	0- 0	0- 0	AWAY	0- 1	0- 2	0- 5				
0- 1	0- 0	0- 0	NEUTRAL	0- 0	0- 0	0- 1				
1- 9	0- 0	0- 0	NON-CONFERENCE	0- 1	0- 2	1- 6				
1- 4	0- 0	0- 0	HOME	0- 0	0- 0	1- 4				
0- 4	0- 0	0- 0	AWAY	0- 1	0- 2	0- 1				
0- 1	0- 0	0- 0	NEUTRAL	0- 0	0- 0	0- 1				
0- 6	0- 0	0- 0	CONFERENCE	0- 0	0- 1	0- 5				
0- 2	0- 0	0- 0	HOME	0- 0	0- 1	0- 1				
0- 4	0- 0	0- 0	AWAY	0- 0	0- 0	0- 4				
0- 0	0- 0	0- 0	NEUTRAL	0- 0	0- 0	0- 0				

RPI 1-25				RPI 26-50				RPI 51-100				RPI 101+				Team's RPI: 346
RPI	S	Opponent	Score	RPI	S	Opponent	Score	RPI	S	Opponent	Score	RPI	S	Opponent	Score	
								81	A	Virginia Tech	39 93	134	A	UNCW	33 35	
												137	A	VCU	55 84	
												146	H	Radford	34 68	
												188	H	Eastern Mich.	45 64	
												194	A	Hampton	40 66	
												200	A	UNC Asheville	55 80	
												224	N	East Carolina	52 61	
												225	H	UMES	83 71	
												262	H	Saint Francis (PA)	88 91	
												264	A	Norfolk St.	42 74	
												273	H	Wofford	72 101	
												278	A	Winthrop	69 77	
												316	H	Wagner	60 86	
												327	A	Presbyterian	66 81	
												336	H	Charleston So.	74 81	
LAST 12 Division I GAMES:																
327	A	Presbyterian	66 81	200	A	UNC Asheville	55 80									
278	A	Winthrop	69 77	146	H	Radford	34 68									
81	A	Virginia Tech	39 93	194	A	Hampton	40 66									
134	A	UNCW	33 35	336	H	Charleston So.	74 81									
224	N	East Carolina	52 61	264	A	Norfolk St.	42 74									
188	H	Eastern Mich.	45 64	273	H	Wofford	72 101									

Non-Div I Games:

Longwood

Average RPI Loss: 140

DIV. I ONLY	5- 11	264	3-7	173	226	258	258	14	14
DIV. I NON-CONF.	2- 8	293	0- 0	166	230	279	279	15	15
TOTALS	RPI 1-25	RPI 26-50	W-L RECORDS	RPI 51-100	RPI 101-150	RPI 150+			
5- 11	0- 1	0- 0	OVERALL	0- 4	0- 1	5- 5			
4- 3	0- 0	0- 0	HOME	0- 2	0- 0	4- 1			
1- 7	0- 1	0- 0	AWAY	0- 2	0- 1	1- 3			
0- 1	0- 0	0- 0	NEUTRAL	0- 0	0- 0	0- 1			
2- 8	0- 1	0- 0	NON-CONFERENCE	0- 3	0- 0	2- 4			
1- 3	0- 0	0- 0	HOME	0- 2	0- 0	1- 1			
1- 4	0- 1	0- 0	AWAY	0- 1	0- 0	1- 2			
0- 1	0- 0	0- 0	NEUTRAL	0- 0	0- 0	0- 1			
3- 3	0- 0	0- 0	CONFERENCE	0- 1	0- 1	3- 1			
3- 0	0- 0	0- 0	HOME	0- 0	0- 0	3- 0			
0- 3	0- 0	0- 0	AWAY	0- 1	0- 1	0- 1			
0- 0	0- 0	0- 0	NEUTRAL	0- 0	0- 0	0- 0			

RPI 1-25				RPI 26-50				RPI 51-100				RPI 101+				Team's RPI: 258	
RPI	S	Opponent	Score	RPI	S	Opponent	Score	RPI	S	Opponent	Score	RPI	S	Opponent	Score		
9	A	Mississippi St.	36 104					52	H	LSU	54 76	136	A	South Alabama	60 83		
								57	A	Auburn	59 71	165	H	Georgia St.	57 54		
								70	H	Lamar University	77 79	170	A	Arkansas St.	75 87		
								89	A	Little Rock	48 62	203	A	Ole Miss	57 79		
												229	H	Sam Houston St.	62 68		
												255	A	UTRGV	60 75		
												274	N	A&M-Corpus Christi	63 64		
												282	H	Ga. Southern	59 48		
												314	H	La. -Monroe	52 45		
												323	A	McNeese	70 59		
												334	H	Jackson St.	68 61		
LAST 12 Division I GAMES:																	
89	A	Little Rock	48 62	136	A	South Alabama	60 83										
170	A	Arkansas St.	75 87	314	H	La. -Monroe	52 45										
9	A	Mississippi St.	36 104	282	H	Ga. Southern	59 48										
52	H	LSU	54 76	165	H	Georgia St.	57 54										
203	A	Ole Miss	57 79	255	A	UTRGV	60 75										
229	H	Sam Houston St.	62 68	274	N	A&M-Corpus Christi	63 64										

Louisiana

Average RPI Win:	190	WON-LOST	WINNING	LAST 10	STRENGTH OF	OPP. STRENGTH	TEAM	ADJ.	CONF.	ADJ CONF.
Average RPI Loss:	128	RECORD	PCT. RANK	GAMES	SCHEDULE	OF SCHEDULE	RPI	RPI	RPI	RPI

DIV. I ONLY	9- 10	181	3-7	86	175	143	143	15	15
DIV. I NON-CONF.	7- 5	132	1- 0	227	67	136	136	18	18
TOTALS	RPI 1-25	RPI 26-50	W-L RECORDS	RPI 51-100	RPI 101-150	RPI 150+			
9- 10	0- 1	0- 0	OVERALL	0- 5	3- 0	6- 4			
4- 4	0- 0	0- 0	HOME	0- 3	1- 0	3- 1			
4- 5	0- 1	0- 0	AWAY	0- 1	1- 0	3- 3			
1- 1	0- 0	0- 0	NEUTRAL	0- 1	1- 0	0- 0			
7- 5	0- 1	0- 0	NON-CONFERENCE	0- 2	2- 0	5- 2			
3- 1	0- 0	0- 0	HOME	0- 1	1- 0	2- 0			
3- 3	0- 1	0- 0	AWAY	0- 0	0- 0	3- 2			
1- 1	0- 0	0- 0	NEUTRAL	0- 1	1- 0	0- 0			
2- 5	0- 0	0- 0	CONFERENCE	0- 3	1- 0	1- 2			
1- 3	0- 0	0- 0	HOME	0- 2	0- 0	1- 1			
1- 2	0- 0	0- 0	AWAY	0- 1	1- 0	0- 1			
0- 0	0- 0	0- 0	NEUTRAL	0- 0	0- 0	0- 0			

RPI S Opponent Score	RPI S Opponent Score	RPI S Opponent Score	RPI S Opponent Score
15 A Arizona St. 44 80		58 H Old Domini on 59 70	118 H Houston 100 88
		73 A Middle Tenn. 38 75	119 N Al abama 79 62
		78 H Rice 51 61	147 A UAB 73 68
		87 N Missouri St. 70 82	163 H Charlotte 88 51
		89 H Little Rock 58 69	170 A Arkansas St. 80 70
			186 H North Texas 54 65
			190 A UMKC 70 80
			203 H Ole Miss 80 71
			222 A Memphis 66 50
			230 A Marshall I 88 90
			241 H Southeastern La. 72 53
			272 A Wi chi ta St. 56 70
			323 A McNeese 89 48
LAST 12 Division I GAMES:			
73 A Middle Tenn. 38 75	119 N Al abama 79 62	230 A Marshall I 88 90	
147 A UAB 73 68	163 H Charlotte 88 51	58 H Old Domini on 59 70	
78 H Rice 51 61	87 N Missouri St. 70 82	89 H Little Rock 58 69	
186 H North Texas 54 65	203 H Ole Miss 80 71		
323 A McNeese 89 48			
190 A UMKC 70 80			

Non-Div I Games: LSU-Alexandria 112 70

Louisiana Tech

Average RPI Win:	96	WON-LOST	WINNING	LAST 10	STRENGTH OF	OPP. STRENGTH	TEAM	ADJ.	CONF.	ADJ CONF.
Average RPI Loss:	1	RECORD	PCT. RANK	GAMES	SCHEDULE	OF SCHEDULE	RPI	RPI	RPI	RPI
DIV. I ONLY	18- 1	3	9-1	23	3	3	3	1	1	
DIV. I NON-CONF.	12- 0	1	0- 0	37	34	7	7	1	1	

TOTALS	RPI 1-25	RPI 26-50	W-L RECORDS	RPI 51-100	RPI 101-150	RPI 150+				
18- 1	4- 1	2- 0	OVERALL	6- 0	4- 0	2- 0				
9- 0	1- 0	2- 0	HOME	3- 0	1- 0	2- 0				
7- 1	2- 1	0- 0	AWAY	2- 0	3- 0	0- 0				
2- 0	1- 0	0- 0	NEUTRAL	1- 0	0- 0	0- 0				
12- 0	3- 0	0- 0	NON-CONFERENCE	4- 0	3- 0	2- 0				
6- 0	1- 0	0- 0	HOME	2- 0	1- 0	2- 0				
4- 0	1- 0	0- 0	AWAY	1- 0	2- 0	0- 0				
2- 0	1- 0	0- 0	NEUTRAL	1- 0	0- 0	0- 0				
6- 1	1- 1	2- 0	CONFERENCE	2- 0	1- 0	0- 0				
3- 0	0- 0	2- 0	HOME	1- 0	0- 0	0- 0				
3- 1	1- 1	0- 0	AWAY	1- 0	1- 0	0- 0				
0- 0	0- 0	0- 0	NEUTRAL	0- 0	0- 0	0- 0				

RPI	S	Opponent	Score	RPI	S	Opponent	Score	RPI	S	Opponent	Score	RPI	S	Opponent	Score
1	A	Notre Dame	68 82	37	H	Georgia Tech	61 44	51	A	Duke	73 51	117	A	Wake Forest	73 49
15	N	Arizona St.	58 56	43	H	North Carolina	73 66	61	A	Boise St.	74 55	124	A	Western Ky.	102 80
19	H	Kentucky	80 75					84	H	Nebraska	85 68	132	A	Chattanooga	75 49
21	A	Central Mich.	72 68					85	H	Virginia	91 43	133	H	UT Martin	102 62
25	A	Florida St.	68 49					92	H	Miami (OH)	95 73	287	H	Northern Ky.	92 59
								100	N	Hartford	86 69	307	H	Tennessee St.	107 52

LAST 12 Division I GAMES:															
1	A	Notre Dame	68 82	25	A	Florida St.	68 49	117	A	Wake Forest	73 49	85	H	Virginia	91 43
51	A	Duke	73 51	37	H	Georgia Tech	61 44	133	H	UT Martin	102 62	307	H	Tennessee St.	107 52
43	H	North Carolina	73 66												
21	A	Central Mich.	72 68												
287	H	Northern Ky.	92 59												
19	H	Kentucky	80 75												

Non-Div I Games:

Louisville

Average RPI	Win:	295	WON-LOST	WINNING	LAST 10	STRENGTH OF	OPP. STRENGTH	TEAM	ADJ.	CONF.	ADJ CONF.
Average RPI	Loss:	99	RECORD	PCT. RANK	GAMES	SCHEDULE	OF SCHEDULE	RPI	RPI	RPI	RPI
DIV. I ONLY		9- 8		152	4-6	298	221	226	226	12	12
DIV. I NON-CONF.		6- 5		143	0- 0	317	303	256	256	14	14

TOTALS	RPI 1-25		RPI 26-50		W-L RECORDS	RPI 51-100		RPI 101-150		RPI 150+	
9- 8	0- 1		0- 2		OVERALL	0- 2		0- 1		9- 2	
7- 2	0- 0		0- 1		HOME	0- 0		0- 0		7- 1	
2- 6	0- 1		0- 1		AWAY	0- 2		0- 1		2- 1	
0- 0	0- 0		0- 0		NEUTRAL	0- 0		0- 0		0- 0	
6- 5	0- 0		0- 2		NON-CONFERENCE	0- 0		0- 1		6- 2	
4- 2	0- 0		0- 1		HOME	0- 0		0- 0		4- 1	
2- 3	0- 0		0- 1		AWAY	0- 0		0- 1		2- 1	
0- 0	0- 0		0- 0		NEUTRAL	0- 0		0- 0		0- 0	
3- 3	0- 1		0- 0		CONFERENCE	0- 2		0- 0		3- 0	
3- 0	0- 0		0- 0		HOME	0- 0		0- 0		3- 0	
0- 3	0- 1		0- 0		AWAY	0- 2		0- 0		0- 0	
0- 0	0- 0		0- 0		NEUTRAL	0- 0		0- 0		0- 0	

RPI 1-25				RPI 26-50				RPI 51-100				RPI 101+ Team's RPI: 226			
RPI	S	Opponent	Score	RPI	S	Opponent	Score	RPI	S	Opponent	Score	RPI	S	Opponent	Score
13	A	Drake	60 69	26	A	Purdue	41 65	79	A	UNI	52 64	122	A	Youngstown St.	63 74
				36	H	DePaul	76 102	87	A	Missouri St.	49 84	156	H	Indiana St.	56 54

LAST 12 Division I GAMES:															
13	A	Drake	60 69	87	A	Missouri St.	49 84	190	H	UMKC	74 88	333	H	Detroit Mercy	52 43
309	H	Valparaiso	80 54	156	H	Indiana St.	56 54	213	H	SIUE	56 43	335	H	Purdue Fort Wayne	81 67
36	H	DePaul	76 102	341	H	Evansville	61 56	239	A	Bowling Green	74 88	341	H	Evansville	61 56
26	A	Purdue	41 65	79	A	UNI	52 64	290	A	Western Mich.	64 53	344	H	Chicago St.	76 40
213	H	SIUE	56 43	290	A	Western Mich.	64 53	335	H	Purdue Fort Wayne	81 67				

Non-Div I Games:

Loyol a Chi cago

Average RPI Win:	286	WON-LOST	WINNING	LAST 10	STRENGTH OF	OPP. STRENGTH	TEAM	ADJ.	CONF.	ADJ CONF.
Average RPI Loss:	170	RECORD	PCT. RANK	GAMES	SCHEDULE	OF SCHEDULE	RPI	RPI	RPI	RPI
DIV. I ONLY	2- 16	337	2-8	137	285	296	296	19	19	
DIV. I NON-CONF.	1- 10	330	0- 1	131	279	292	292	22	22	

TOTALS	RPI 1-25	RPI 26-50	W-L RECORDS	RPI 51-100	RPI 101-150	RPI 150+				
2- 16	0- 1	0- 0	OVERALL	0- 3	0- 3	2- 9				
1- 6	0- 0	0- 0	HOME	0- 1	0- 1	1- 4				
1- 9	0- 1	0- 0	AWAY	0- 1	0- 2	1- 5				
0- 1	0- 0	0- 0	NEUTRAL	0- 1	0- 0	0- 0				
1- 10	0- 1	0- 0	NON-CONFERENCE	0- 2	0- 2	1- 5				
0- 3	0- 0	0- 0	HOME	0- 0	0- 1	0- 2				
1- 6	0- 1	0- 0	AWAY	0- 1	0- 1	1- 3				
0- 1	0- 0	0- 0	NEUTRAL	0- 1	0- 0	0- 0				
1- 6	0- 0	0- 0	CONFERENCE	0- 1	0- 1	1- 4				
1- 3	0- 0	0- 0	HOME	0- 1	0- 0	1- 2				
0- 3	0- 0	0- 0	AWAY	0- 0	0- 1	0- 2				
0- 0	0- 0	0- 0	NEUTRAL	0- 0	0- 0	0- 0				

RPI 1-25				RPI 26-50				RPI 51-100				RPI 101+ Team's RPI: 296			
RPI	S	Opponent	Score	RPI	S	Opponent	Score	RPI	S	Opponent	Score	RPI	S	Opponent	Score
24	A	Maryl and	48 83					56	H	Bucknell	57 75	101	A	Towson	57 62
								76	N	Boston College	47 73	105	A	American	38 82
								95	A	Georgetown	30 45	148	H	William & Mary	49 65
												178	H	Boston U.	62 64
												196	A	George Mason	38 70
												207	H	Navy	46 58
												217	A	Holy Cross	60 78
												228	A	Dartmouth	41 54
												236	H	Mt. St. Mary's	67 77
												245	A	Monmouth	75 67
												277	H	St. Francis Brooklyn	70 75
												285	A	Army West Point	57 69
												288	A	Saint Joseph's	46 49
												326	H	Lafayette	62 50
LAST 12 Division I GAMES:															
217	A	Holy Cross	60 78	288	A	Saint Joseph's	46 49	56	H	Bucknell	57 75				
178	H	Boston U.	62 64					326	H	Lafayette	62 50				
285	A	Army West Point	57 69					105	A	American	38 82				
207	H	Navy	46 58					277	H	St. Francis Brooklyn	70 75				
245	A	Monmouth	75 67					101	A	Towson	57 62				
24	A	Maryl and	48 83												

Non-Div I Games:

Loyola Maryl and

Average RPI Win:	168	WON-LOST	WINNING	LAST 10	STRENGTH OF	OPP. STRENGTH	TEAM	ADJ.	CONF.	ADJ CONF.
Average RPI Loss:	108	RECORD	PCT. RANK	GAMES	SCHEDULE	OF SCHEDULE	RPI	RPI	RPI	RPI
DIV. I ONLY	11- 9	150	4-6	77	123	112	112	7	7	
DIV. I NON-CONF.	7- 5	132	1- 0	106	156	104	104	7	7	

TOTALS	RPI 1-25	RPI 26-50	W-L RECORDS	RPI 51-100	RPI 101-150	RPI 150+				
11- 9	0- 2	2- 2	OVERALL	2- 0	1- 1	6- 4				
6- 3	0- 1	1- 0	HOME	1- 0	1- 0	3- 2				
5- 3	0- 1	1- 0	AWAY	1- 0	0- 1	3- 1				
0- 3	0- 0	0- 2	NEUTRAL	0- 0	0- 0	0- 1				
7- 5	0- 0	2- 2	NON-CONFERENCE	1- 0	0- 1	4- 2				
4- 1	0- 0	1- 0	HOME	1- 0	0- 0	2- 1				
3- 1	0- 0	1- 0	AWAY	0- 0	0- 1	2- 0				
0- 3	0- 0	0- 2	NEUTRAL	0- 0	0- 0	0- 1				
4- 4	0- 2	0- 0	CONFERENCE	1- 0	1- 0	2- 2				
2- 2	0- 1	0- 0	HOME	0- 0	1- 0	1- 1				
2- 2	0- 1	0- 0	AWAY	1- 0	0- 0	1- 1				
0- 0	0- 0	0- 0	NEUTRAL	0- 0	0- 0	0- 0				

RPI 1-25				RPI 26-50				RPI 51-100				RPI 101+ Team's RPI: 112			
RPI	S	Opponent	Score	RPI	S	Opponent	Score	RPI	S	Opponent	Score	RPI	S	Opponent	Score
14	H	Gonzaga	53 78	27	N	Indiana	43 67	74	A	Pacific	72 67	144	H	Portland	76 58
20	A	BYU	44 55	29	N	South Dakota	40 67	83	H	UC Davis	60 53	149	A	Denver	75 104
				44	H	UCLA	69 63					157	A	Pepperdine	86 95
				50	A	Arizona	66 64					160	N	Grambling	61 62
												161	A	CSUN	72 53
												162	H	Santa Clara	75 83
												235	H	San Francisco	66 58
												243	H	Robert Morris	61 53
												249	A	San Diego	69 52
												253	H	Northern Ariz.	62 63
												268	H	Long Beach St.	71 62
												302	A	UC Santa Barbara	70 57

LAST 12 Division I GAMES:															
235	H	San Francisco	66 58	243	H	Robert Morris	61 53								
20	A	BYU	44 55	74	A	Pacific	72 67								
249	A	San Diego	69 52	157	A	Pepperdine	86 95								
144	H	Portland	76 58	162	H	Santa Clara	75 83								
14	H	Gonzaga	53 78	29	N	South Dakota	40 67								
160	N	Grambling	61 62	27	N	Indiana	43 67								

Non-Div I Games:

Loyola Marymount

Average RPI Win:	196	WON-LOST	WINNING	LAST 10	STRENGTH OF	OPP. STRENGTH	TEAM	ADJ.	CONF.	ADJ CONF.
Average RPI Loss:	77	RECORD	PCT. RANK	GAMES	SCHEDULE	OF SCHEDULE	RPI	RPI	RPI	RPI
DIV. I ONLY	12- 7	98	5-5	82	147	59	59	23	23	
DIV. I NON-CONF.	7- 6	153	0- 1	32	61	49	49	23	23	

TOTALS	RPI 1-25	RPI 26-50	W-L RECORDS	RPI 51-100	RPI 101-150	RPI 150+				
12- 7	0- 1	1- 0	OVERALL	3- 4	0- 2	8- 0				
5- 1	0- 0	0- 0	HOME	1- 1	0- 0	4- 0				
5- 5	0- 1	1- 0	AWAY	1- 3	0- 1	3- 0				
2- 1	0- 0	0- 0	NEUTRAL	1- 0	0- 1	1- 0				
7- 6	0- 1	1- 0	NON-CONFERENCE	3- 3	0- 2	3- 0				
2- 1	0- 0	0- 0	HOME	1- 1	0- 0	1- 0				
3- 4	0- 1	1- 0	AWAY	1- 2	0- 1	1- 0				
2- 1	0- 0	0- 0	NEUTRAL	1- 0	0- 1	1- 0				
5- 1	0- 0	0- 0	CONFERENCE	0- 1	0- 0	5- 0				
3- 0	0- 0	0- 0	HOME	0- 0	0- 0	3- 0				
2- 1	0- 0	0- 0	AWAY	0- 1	0- 0	2- 0				
0- 0	0- 0	0- 0	NEUTRAL	0- 0	0- 0	0- 0				

RPI 1-25				RPI 26-50				RPI 51-100				RPI 101+			
RPI	S	Opponent	Score	RPI	S	Opponent	Score	RPI	S	Opponent	Score	RPI	S	Opponent	Score
6	A	NC State	46 84	43	A	North Carolina	85 73	51	H	Duke	63 66	131	A	Fordham	64 72
								54	A	Northeastern	55 63	132	N	Chattanooga	61 66
								64	A	Green Bay	39 70	168	A	Stony Brook	68 54
								65	A	Harvard	67 60	205	H	Brown	102 96
								75	H	Toledo	73 59	256	H	Albany (NY)	76 65
								96	N	Penn	47 46	269	A	Vermont	63 51
								100	A	Hartford	46 49	271	N	N. C. A&T	58 52
												279	A	Bryant	74 57
												310	H	New Hampshire	67 46
												320	H	UMBC	84 44

LAST 12 Division I GAMES:															
269	A	Vermont	63 51	132	N	Chattanooga	61 66	168	A	Stony Brook	68 54	100	A	Hartford	46 49
320	H	UMBC	84 44	256	H	Albany (NY)	76 65	205	H	Brown	102 96	65	A	Harvard	67 60
310	H	New Hampshire	67 46	54	A	Northeastern	55 63								
131	A	Fordham	64 72	6	A	NC State	46 84								

Non-Div I Games:

Maine

Average RPI Win:	336	WON-LOST	WINNING	LAST 10	STRENGTH OF	OPP. STRENGTH	TEAM	ADJ.	CONF.	ADJ CONF.
Average RPI Loss:	215	RECORD	PCT. RANK	GAMES	SCHEDULE	OF SCHEDULE	RPI	RPI	RPI	RPI
DIV. I ONLY	3- 14	316	1-9	266	351	340	340	27	27	
DIV. I NON-CONF.	2- 9	297	0- 0	208	350	333	333	28	28	

TOTALS	RPI 1-25	RPI 26-50	W-L RECORDS	RPI 51-100	RPI 101-150	RPI 150+				
3- 14	0- 0	0- 0	OVERALL	0- 1	0- 2	3- 11				
3- 7	0- 0	0- 0	HOME	0- 1	0- 1	3- 5				
0- 7	0- 0	0- 0	AWAY	0- 0	0- 1	0- 6				
0- 0	0- 0	0- 0	NEUTRAL	0- 0	0- 0	0- 0				
2- 9	0- 0	0- 0	NON-CONFERENCE	0- 1	0- 2	2- 6				
2- 5	0- 0	0- 0	HOME	0- 1	0- 1	2- 3				
0- 4	0- 0	0- 0	AWAY	0- 0	0- 1	0- 3				
0- 0	0- 0	0- 0	NEUTRAL	0- 0	0- 0	0- 0				
1- 5	0- 0	0- 0	CONFERENCE	0- 0	0- 0	1- 5				
1- 2	0- 0	0- 0	HOME	0- 0	0- 0	1- 2				
0- 3	0- 0	0- 0	AWAY	0- 0	0- 0	0- 3				
0- 0	0- 0	0- 0	NEUTRAL	0- 0	0- 0	0- 0				

RPI 1-25				RPI 26-50				RPI 51-100				RPI 101+				Team's RPI: 340	
RPI	S	Opponent	Score	RPI	S	Opponent	Score	RPI	S	Opponent	Score	RPI	S	Opponent	Score		
								82	H	Wright St.	44	60	121	H	Drexel	39	53
												131	A	Fordham	61	65	
												168	H	Stony Brook	48	79	
												199	H	Ri der	63	73	
												212	H	Sacred Heart	46	74	
												217	A	Holy Cross	53	61	
												233	A	Ni agara	51	61	
												233	H	Ni agara	54	58	
												252	A	Si ena	56	62	
												256	A	Al bany (NY)	54	60	
												277	A	St. Francis Brooklyn	65	73	
												295	A	Canisius	44	47	
												326	H	Lafayette	60	49	
												332	H	Iona	55	33	
												333	H	Detroit Mercy	56	58	
												351	H	LIU Brooklyn	61	46	

LAST 12 Division I GAMES:																	
233	A	Niagara	51	61	233	H	Niagara	54	58								
295	A	Canisius	44	47	199	H	Rider	63	73								
217	A	Holy Cross	53	61	332	H	Iona	55	33								
212	H	Sacred Heart	46	74	252	A	Siena	56	62								
82	H	Wright St.	44	60	326	H	Lafayette	60	49								
121	H	Drexel	39	53	131	A	Fordham	61	65								

Non-Di v I Games:

Manhattan

Average RPI Win: 239

Average RPI Loss: 91

WON-LOST
RECORDWINNING
PCT. RANKLAST 10
GAMESSTRENGTH OF
SCHEDULEOPP. STRENGTH
OF SCHEDULETEAM
RPIADJ.
RPICONF.
RPIADJ CONF.
RPIDIV. I ONLY
DIV. I NON-CONF.15- 5
8- 444
918-2
0- 0268
214185
105128
105128
10527
2827
28

TOTALS

RPI 1-25

RPI 26-50

W-L RECORDS

RPI 51-100

RPI 101-150

RPI 150+

15- 5

0- 0

0- 0

OVERALL

1- 4

0- 0

14- 1

6- 2

0- 0

0- 0

HOME

1- 1

0- 0

5- 1

7- 2

0- 0

0- 0

AWAY

0- 2

0- 0

7- 0

2- 1

0- 0

0- 0

NEUTRAL

0- 1

0- 0

2- 0

8- 4

0- 0

0- 0

NON-CONFERENCE

1- 3

0- 0

7- 1

3- 1

0- 0

0- 0

HOME

1- 0

0- 0

2- 1

3- 2

0- 0

0- 0

AWAY

0- 2

0- 0

3- 0

2- 1

0- 0

0- 0

NEUTRAL

0- 1

0- 0

2- 0

7- 1

0- 0

0- 0

CONFERENCE

0- 1

0- 0

7- 0

3- 1

0- 0

0- 0

HOME

0- 1

0- 0

3- 0

4- 0

0- 0

0- 0

AWAY

0- 0

0- 0

4- 0

0- 0

0- 0

0- 0

NEUTRAL

0- 0

0- 0

0- 0

RPI 1-25

RPI 26-50

RPI 51-100

RPI 101+



Team's RPI: 128


RPI S Opponent Score



RPI S Opponent Score



RPI S Opponent Score


RPI S Opponent Score


51  Duke 56 



54  Northeastern 90 84


60  Quinnipiac 69 


80  Princeton 57 


82 N Wright St. 60 


178  Boston U. 68 57


183  Massachusetts 55 

193  Elon 61 57


207  Navy 72 48


231  Temple 74 68

233  Niagara 87 58


245  Monmouth 69 45


248 N Stetson 76 69


252  Siena 88 59


256  Albany (NY) 74 56

260 N Hofstra 71 57


295  Canisius 71 66



297  Saint Peter's 62 42


301  Fairfield 56 46


332  Iona 76 36



LAST 12 Division I GAMES:


301  Fairfield 56 46


60  Quinnipiac 69 


295  Canisius 71 66


233  Niagara 87 58


183  Massachusetts 55 



54  Northeastern 90 84


297  Saint Peter's 62 42

332  Iona 76 36

252  Siena 88 59

245  Monmouth 69 45



80  Princeton 57 

256  Albany (NY) 74 56

M
a
r
i
s
tM
a
r
i
s
t

Non-Div I Games:

Marist

 Loss,  Non-Conf, S Site,  Home  Away N Neutral

Average RPI Win:	113	WON-LOST	WINNING	LAST 10	STRENGTH OF	OPP. STRENGTH	TEAM	ADJ.	CONF.	ADJ CONF.
Average RPI Loss:	13	RECORD	PCT. RANK	GAMES	SCHEDULE	OF SCHEDULE	RPI	RPI	RPI	RPI
DIV. I ONLY	17- 3	18	9-1	21	18	11	11	5	5	
DIV. I NON-CONF.	9- 3	61	1- 0	20	28	15	15	4	4	

TOTALS	RPI 1-25	RPI 26-50	W-L RECORDS	RPI 51-100	RPI 101-150	RPI 150+				
17- 3	0- 2	3- 1	OVERALL	8- 0	1- 0	5- 0				
12- 1	0- 1	2- 0	HOME	6- 0	1- 0	3- 0				
5- 2	0- 1	1- 1	AWAY	2- 0	0- 0	2- 0				
0- 0	0- 0	0- 0	NEUTRAL	0- 0	0- 0	0- 0				
9- 3	0- 2	1- 1	NON-CONFERENCE	4- 0	0- 0	4- 0				
7- 1	0- 1	1- 0	HOME	3- 0	0- 0	3- 0				
2- 2	0- 1	0- 1	AWAY	1- 0	0- 0	1- 0				
0- 0	0- 0	0- 0	NEUTRAL	0- 0	0- 0	0- 0				
8- 0	0- 0	2- 0	CONFERENCE	4- 0	1- 0	1- 0				
5- 0	0- 0	1- 0	HOME	3- 0	1- 0	0- 0				
3- 0	0- 0	1- 0	AWAY	1- 0	0- 0	1- 0				
0- 0	0- 0	0- 0	NEUTRAL	0- 0	0- 0	0- 0				

RPI 1-25				RPI 26-50				RPI 51-100				RPI 101+			
RPI	S	Opponent	Score	RPI	S	Opponent	Score	RPI	S	Opponent	Score	RPI	S	Opponent	Score
1	H	Notre Dame	63 87	30	A	Miami (FL)	55 63	63	H	Michigan	85 74	107	H	St. John's (NY)	83 73
9	A	Mississippi St.	82 87	31	H	South Dakota St.	91 52	64	H	Green Bay	80 54	151	H	Montana St.	100 52
				36	H	DePaul	96 63	68	H	Creighton	85 67	184	A	Xavier	90 44
				45	A	Villanova	91 55	69	A	Northwestern	76 57	192	A	Milwaukee	83 74
								79	H	UNI	102 61	232	H	Binghamton	93 40
								88	H	Seton Hall	96 60	331	H	UIC	96 32
								90	H	Providence	85 46				
								95	A	Georgetown	72 62				

LAST 12 Division I GAMES:															
				88	H	Seton Hall	96 60	79	H	UNI	102 61				
				95	A	Georgetown	72 62	30	A	Miami (FL)	55 63				
				45	A	Villanova	91 55	184	A	Xavier	90 44				
				36	H	DePaul	96 63	107	H	St. John's (NY)	83 73				
				68	H	Creighton	85 67	1	H	Notre Dame	63 87				
				90	H	Providence	85 46	232	H	Binghamton	93 40				

Non-Div I Games:

Marquette

Average RPI Win:	251	WON-LOST	WINNING	LAST 10	STRENGTH OF	OPP. STRENGTH	TEAM	ADJ.	CONF.	ADJ CONF.
Average RPI Loss:	138	RECORD	PCT. RANK	GAMES	SCHEDULE	OF SCHEDULE	RPI	RPI	RPI	RPI
DIV. I ONLY	10- 8	141	7-3	325	132	230	230	15	15	
DIV. I NON-CONF.	5- 7	206	0- 0	339	176	321	321	18	18	

TOTALS	RPI 1-25	RPI 26-50	W-L RECORDS	RPI 51-100	RPI 101-150	RPI 150+				
10- 8	0- 0	0- 1	OVERALL	1- 0	1- 3	8- 4				
8- 2	0- 0	0- 0	HOME	1- 0	1- 1	6- 1				
2- 6	0- 0	0- 1	AWAY	0- 0	0- 2	2- 3				
0- 0	0- 0	0- 0	NEUTRAL	0- 0	0- 0	0- 0				
5- 7	0- 0	0- 1	NON-CONFERENCE	0- 0	0- 2	5- 4				
5- 2	0- 0	0- 0	HOME	0- 0	0- 1	5- 1				
0- 5	0- 0	0- 1	AWAY	0- 0	0- 1	0- 3				
0- 0	0- 0	0- 0	NEUTRAL	0- 0	0- 0	0- 0				
5- 1	0- 0	0- 0	CONFERENCE	1- 0	1- 1	3- 0				
3- 0	0- 0	0- 0	HOME	1- 0	1- 0	1- 0				
2- 1	0- 0	0- 0	AWAY	0- 0	0- 1	2- 0				
0- 0	0- 0	0- 0	NEUTRAL	0- 0	0- 0	0- 0				

RPI	S	Opponent	Score	RPI	S	Opponent	Score	RPI	S	Opponent	Score	RPI	S	Opponent	Score
40	A	Clemson	54 68	58	H	Old Dominion	57 48	101	H	Towson	69 76	103	A	Appalachian St.	52 74
								124	A	Western Ky.	55 85	143	H	Louisiana Tech	90 88
								156	H	Indiana St.	53 62	163	H	Charlotte	63 62
								166	A	Southern Ill.	49 58	177	A	Wisconsin	49 67
								239	A	Bowling Green	76 99	261	H	Cleveland St.	86 64
								283	A	Fla. Atlantic	72 67	300	H	Coppin St.	88 67
								307	H	Tennessee St.	80 59	308	A	FIU	86 58
								341	H	Evansville	72 65	348	H	Delaware St.	75 63

Team's RPI: 230															
LAST 12 Division I GAMES:															
163	H	Charlotte	63 62	143	H	Louisiana Tech	90 88								
58	H	Old Dominion	57 48	308	A	FIU	86 58								
348	H	Delaware St.	75 63	283	A	Fla. Atlantic	72 67								
101	H	Towson	69 76	124	A	Western Ky.	55 85								
40	A	Clemson	54 68	261	H	Cleveland St.	86 64								
307	H	Tennessee St.	80 59	177	A	Wisconsin	49 67								

Non-Div I Games: Bluefield St. 82 29

Marshall

Average RPI	Win:	147	WON-LOST	WINNING	LAST 10	STRENGTH OF	OPP. STRENGTH	TEAM	ADJ.	CONF.	ADJ CONF.
Average RPI	Loss:	22	RECORD	PCT. RANK	GAMES	SCHEDULE	OF SCHEDULE	RPI	RPI	RPI	RPI
DIV. I ONLY		17- 2		12	8-2	139	15	24	24	4	4
DIV. I NON-CONF.		11- 0		1	0- 0	247	60	30	30	5	5

TOTALS	RPI 1-25		RPI 26-50		W-L RECORDS	RPI 51-100		RPI 101-150		RPI 150+	
17- 2	1- 1		2- 1		OVERALL	4- 0		4- 0		6- 0	
9- 1	0- 1		2- 0		HOME	2- 0		2- 0		3- 0	
6- 1	1- 0		0- 1		AWAY	2- 0		1- 0		2- 0	
2- 0	0- 0		0- 0		NEUTRAL	0- 0		1- 0		1- 0	
11- 0	1- 0		2- 0		NON-CONFERENCE	0- 0		2- 0		6- 0	
6- 0	0- 0		2- 0		HOME	0- 0		1- 0		3- 0	
3- 0	1- 0		0- 0		AWAY	0- 0		0- 0		2- 0	
2- 0	0- 0		0- 0		NEUTRAL	0- 0		1- 0		1- 0	
6- 2	0- 1		0- 1		CONFERENCE	4- 0		2- 0		0- 0	
3- 1	0- 1		0- 0		HOME	2- 0		1- 0		0- 0	
3- 1	0- 0		0- 1		AWAY	2- 0		1- 0		0- 0	
0- 0	0- 0		0- 0		NEUTRAL	0- 0		0- 0		0- 0	

RPI	S	Opponent	Score	RPI	S	Opponent	Score	RPI	S	Opponent	Score	RPI	S	Opponent	Score
16	H	Rutgers	65 73	28	A	Michigan St.	60 77	63	H	Michigan	83 69	108	H	Dayton	82 71
18	A	South Carolina	85 61	37	H	Georgia Tech	67 54	84	A	Nebraska	81 63	111	A	Ohio St.	70 57
				49	H	James Madison	87 63	98	A	Penn St.	77 61	111	H	Ohio St.	75 69
								98	H	Penn St.	79 67	114	N	Georgia	58 51
												181	A	Delaware	77 53
												189	A	George Washington	69 30
												296	H	Loyola Maryland	83 48
												300	H	Coppin St.	93 36
												319	N	Morgan St.	68 44
												320	H	UMBC	92 61

LAST 12 Division I GAMES:															
84	A	Nebraska	81 63	111	A	Ohio St.	70 57								
111	H	Ohio St.	75 69	98	H	Penn St.	79 67								
16	H	Rutgers	65 73	28	A	Michigan St.	60 77								
98	A	Penn St.	77 61	63	H	Michigan	83 69								
181	A	Delaware	77 53	49	H	James Madison	87 63								
296	H	Loyola Maryland	83 48	320	H	UMBC	92 61								

Non-Div I Games:

Maryland

Average RPI Win:	227	WON-LOST	WINNING	LAST 10	STRENGTH OF	OPP. STRENGTH	TEAM	ADJ.	CONF.	ADJ CONF.
Average RPI Loss:	161	RECORD	PCT. RANK	GAMES	SCHEDULE	OF SCHEDULE	RPI	RPI	RPI	RPI
DIV. I ONLY	11- 8	130	6-4	232	260	183	183	17	17	
DIV. I NON-CONF.	8- 6	138	0- 0	233	314	195	195	17	17	

TOTALS	RPI 1-25	RPI 26-50	W-L RECORDS	RPI 51-100	RPI 101-150	RPI 150+				
11- 8	0- 0	0- 0	OVERALL	0- 2	2- 2	9- 4				
6- 3	0- 0	0- 0	HOME	0- 0	0- 0	6- 3				
4- 4	0- 0	0- 0	AWAY	0- 1	2- 2	2- 1				
1- 1	0- 0	0- 0	NEUTRAL	0- 1	0- 0	1- 0				
8- 6	0- 0	0- 0	NON-CONFERENCE	0- 2	1- 1	7- 3				
5- 2	0- 0	0- 0	HOME	0- 0	0- 0	5- 2				
2- 3	0- 0	0- 0	AWAY	0- 1	1- 1	1- 1				
1- 1	0- 0	0- 0	NEUTRAL	0- 1	0- 0	1- 0				
3- 2	0- 0	0- 0	CONFERENCE	0- 0	1- 1	2- 1				
1- 1	0- 0	0- 0	HOME	0- 0	0- 0	1- 1				
2- 1	0- 0	0- 0	AWAY	0- 0	1- 1	1- 0				
0- 0	0- 0	0- 0	NEUTRAL	0- 0	0- 0	0- 0				

RPI 1-25				RPI 26-50				RPI 51-100				RPI 101+ Team's RPI: 183			
RPI	S	Opponent	Score	RPI	S	Opponent	Score	RPI	S	Opponent	Score	RPI	S	Opponent	Score
								54	A	Northeastern	52 53	101	A	Towson	53 78
								56	N	Bucknell	58 77	108	A	Dayton	47 75
												128	A	Marist	70 55
												145	A	Davi dson	70 58
												178	H	Boston U.	66 55
												196	H	George Mason	52 70
												198	H	Saint Louis	70 66
												205	A	Brown	90 61
												212	H	Sacred Heart	78 61
												220	H	North Dakota	52 59
												252	A	Siena	59 64
												255	H	UTRGV	74 70
												276	A	La Salle	74 60
												292	H	Central Conn. St.	74 59
												298	H	UMass Lowell	59 62
												301	N	Fairfield	59 49
												305	H	Incarate Word	71 59

LAST 12 Division I GAMES:															
198	H	Saint Louis	70 66	145	A	Davi dson	70 58								
128	A	Marist	70 55	196	H	George Mason	52 70								
298	H	UMass Lowell	59 62	276	A	La Salle	74 60								
252	A	Siena	59 64	108	A	Dayton	47 75								
178	H	Boston U.	66 55	54	A	Northeastern	52 53								
305	H	Incarate Word	71 59	220	H	North Dakota	52 59								

Non-Div I Games:

Massachusetts

Average RPI Win:	221	WON-LOST	WINNING	LAST 10	STRENGTH OF	OPP. STRENGTH	TEAM	ADJ.	CONF.	ADJ CONF.
Average RPI Loss:	191	RECORD	PCT. RANK	GAMES	SCHEDULE	OF SCHEDULE	RPI	RPI	RPI	RPI
DIV. I ONLY	2- 12	328	4-6	244	280	323	323	26	26	
DIV. I NON-CONF.	0- 8	336	0- 0	67	247	300	300	24	24	

TOTALS	RPI 1-25	RPI 26-50	W-L RECORDS	RPI 51-100	RPI 101-150	RPI 150+				
2- 12	0- 1	0- 0	OVERALL	0- 2	0- 2	2- 7				
1- 3	0- 0	0- 0	HOME	0- 0	0- 1	1- 2				
1- 9	0- 1	0- 0	AWAY	0- 2	0- 1	1- 5				
0- 0	0- 0	0- 0	NEUTRAL	0- 0	0- 0	0- 0				
0- 8	0- 1	0- 0	NON-CONFERENCE	0- 2	0- 2	0- 3				
0- 2	0- 0	0- 0	HOME	0- 0	0- 1	0- 1				
0- 6	0- 1	0- 0	AWAY	0- 2	0- 1	0- 2				
0- 0	0- 0	0- 0	NEUTRAL	0- 0	0- 0	0- 0				
2- 4	0- 0	0- 0	CONFERENCE	0- 0	0- 0	2- 4				
1- 1	0- 0	0- 0	HOME	0- 0	0- 0	1- 1				
1- 3	0- 0	0- 0	AWAY	0- 0	0- 0	1- 3				
0- 0	0- 0	0- 0	NEUTRAL	0- 0	0- 0	0- 0				

RPI 1-25				RPI 26-50				RPI 51-100				RPI 101+ Team's RPI: 323			
RPI	S	Opponent	Score	RPI	S	Opponent	Score	RPI	S	Opponent	Score	RPI	S	Opponent	Score
23	A	Texas	40 96					52	A	LSU	36 86	143	H	Louisiana Tech	48 89
								78	A	Rice	65 93	147	A	UAB	48 91
												160	A	Grambling	51 75
												172	A	Abilene Christian	52 109
												201	A	Nicholls St.	69 68
												241	H	Southeastern La.	62 56
												258	H	Louisiana	59 70
												305	H	Incarinate Word	66 68
												313	A	New Orleans	76 88
												314	A	La. -Monroe	60 69
												329	A	Northwestern St.	63 82
LAST 12 Division I GAMES:															
329	A	Northwestern St.	63 82	241	H	Southeastern La.	62 56								
305	H	Incarinate Word	66 68	201	A	Nicholls St.	69 68								
143	H	Louisiana Tech	48 89	313	A	New Orleans	76 88								
52	A	LSU	36 86	172	A	Abilene Christian	52 109								
147	A	UAB	48 91	314	A	La. -Monroe	60 69								
78	A	Rice	65 93	23	A	Texas	40 96								

Non-Div I Games: LSU-Alexandria 60 68 Southern-N. O. 106 54 Louisiana Col. 86 68

McNeese

Average RPI Win:	239	WON-LOST	WINNING	LAST 10	STRENGTH OF	OPP. STRENGTH	TEAM	ADJ.	CONF.	ADJ CONF.
Average RPI Loss:	149	RECORD	PCT. RANK	GAMES	SCHEDULE	OF SCHEDULE	RPI	RPI	RPI	RPI
DIV. I ONLY	8- 10	204	6-4	204	213	222	222	9	9	
DIV. I NON-CONF.	5- 8	224	0- 0	278	251	297	297	9	9	

TOTALS	RPI 1-25	RPI 26-50	W-L RECORDS	RPI 51-100	RPI 101-150	RPI 150+				
8- 10	0- 1	0- 0	OVERALL	0- 2	1- 3	7- 4				
5- 5	0- 1	0- 0	HOME	0- 2	0- 1	5- 1				
2- 5	0- 0	0- 0	AWAY	0- 0	1- 2	1- 3				
1- 0	0- 0	0- 0	NEUTRAL	0- 0	0- 0	1- 0				
5- 8	0- 0	0- 0	NON-CONFERENCE	0- 2	0- 2	5- 4				
4- 4	0- 0	0- 0	HOME	0- 2	0- 1	4- 1				
0- 4	0- 0	0- 0	AWAY	0- 0	0- 1	0- 3				
1- 0	0- 0	0- 0	NEUTRAL	0- 0	0- 0	1- 0				
3- 2	0- 1	0- 0	CONFERENCE	0- 0	1- 1	2- 0				
1- 1	0- 1	0- 0	HOME	0- 0	0- 0	1- 0				
2- 1	0- 0	0- 0	AWAY	0- 0	1- 1	1- 0				
0- 0	0- 0	0- 0	NEUTRAL	0- 0	0- 0	0- 0				

RPI 1-25				RPI 26-50				RPI 51-100				RPI 101+ Team's RPI: 222			
RPI	S	Opponent	Score	RPI	S	Opponent	Score	RPI	S	Opponent	Score	RPI	S	Opponent	Score
17	H	UCF	55 68					75	H	Toledo	48 58	130	A	Tulsa	39 46
								89	H	Little Rock	60 63	135	A	South Fla.	47 40
												143	H	Louisiana Tech	50 66
												147	A	UAB	54 85
												170	A	Arkansas St.	66 77
												174	N	Mercer	59 53
												189	A	George Washington	38 51
												202	H	Southeast Mo. St.	69 57
												215	A	Coastal Caro.	71 90
												221	H	Samford	53 48
												224	H	East Carolina	58 46
												272	A	Wichita St.	71 50
												313	H	New Orleans	59 66
												334	H	Jackson St.	68 67
												349	H	N.C. Central	77 56
LAST 12 Division I GAMES:															
17	H	UCF	55 68	135	A	South Fla.	47 40								
189	A	George Washington	38 51	224	H	East Carolina	58 46								
349	H	N.C. Central	77 56	272	A	Wichita St.	71 50								
89	H	Little Rock	60 63	130	A	Tulsa	39 46								
202	H	Southeast Mo. St.	69 57	313	H	New Orleans	59 66								
221	H	Samford	53 48	75	H	Toledo	48 58								

Non-Div I Games:

Memphis

Average RPI Win: 233
Average RPI Loss: 136

WON-LOST
RECORD

WINNING
PCT. RANK

LAST 10
GAMES

STRENGTH OF
SCHEDULE

OPP. STRENGTH
OF SCHEDULE

TEAM
RPI

ADJ.
RPI

CONF.
RPI

ADJ CONF.
RPI

DIV. I ONLY	12- 7	98	8-2	272	133	174	174	24	24
DIV. I NON-CONF.	8- 7	160	0- 0	210	151	185	185	25	25
TOTALS	RPI 1-25	RPI 26-50	W-L RECORDS	RPI 51-100	RPI 101-150	RPI 150+			
12- 7	0- 2	0- 0	OVERALL	0- 0	1- 2	11- 3			
6- 3	0- 2	0- 0	HOME	0- 0	1- 0	5- 1			
5- 3	0- 0	0- 0	AWAY	0- 0	0- 2	5- 1			
1- 1	0- 0	0- 0	NEUTRAL	0- 0	0- 0	1- 1			
8- 7	0- 2	0- 0	NON-CONFERENCE	0- 0	0- 2	8- 3			
4- 3	0- 2	0- 0	HOME	0- 0	0- 0	4- 1			
3- 3	0- 0	0- 0	AWAY	0- 0	0- 2	3- 1			
1- 1	0- 0	0- 0	NEUTRAL	0- 0	0- 0	1- 1			
4- 0	0- 0	0- 0	CONFERENCE	0- 0	1- 0	3- 0			
2- 0	0- 0	0- 0	HOME	0- 0	1- 0	1- 0			
2- 0	0- 0	0- 0	AWAY	0- 0	0- 0	2- 0			
0- 0	0- 0	0- 0	NEUTRAL	0- 0	0- 0	0- 0			

RPI 1-25				RPI 26-50				RPI 51-100				RPI 101+				Team's RPI: 174
RPI	S	Opponent	Score	RPI	S	Opponent	Score	RPI	S	Opponent	Score	RPI	S	Opponent	Score	
17	H	UCF	42 76									114	A	Georgia	60 67	
25	H	Florida St.	56 57									117	A	Wake Forest	54 69	
												132	H	Chattanooga	65 58	
												163	H	Charlotte	57 40	
												189	A	George Washington	61 53	
												195	A	Jacksonville	66 71	
												200	H	UNC Asheville	61 47	
												211	H	Florida	92 82	
												221	H	Samford	76 68	
												222	N	Memphis	53 59	
												223	A	Howard	85 70	
												239	N	Bowling Green	76 63	
												263	H	Columbia	68 72	
												282	A	Ga. Southern	79 72	
												289	H	Kennesaw St.	64 48	
												318	A	UNC Greensboro	71 58	
												328	A	Western Caro.	69 67	
LAST 12 Division I GAMES:																
263	H	Columbia	68 72	132	H	Chattanooga	65 58									
195	A	Jacksonville	66 71	318	A	UNC Greensboro	71 58									
200	H	UNC Asheville	61 47	328	A	Western Caro.	69 67									
189	A	George Washington	61 53	221	H	Samford	76 68									
223	A	Howard	85 70	25	H	Florida St.	56 57									
163	H	Charlotte	57 40	289	H	Kennesaw St.	64 48									

Non-Div I Games:

Mercer

Loss, Non-Conf, S Site, H Home A Away N Neutral

Average RPI	Win:	141	WON-LOST	WINNING	LAST 10	STRENGTH OF	OPP. STRENGTH	TEAM	ADJ.	CONF.	ADJ CONF.
Average RPI	Loss:	25	RECORD	PCT. RANK	GAMES	SCHEDULE	OF SCHEDULE	RPI	RPI	RPI	RPI
DIV. I ONLY		17- 4	30	8-2	90	7	30	30	1	1	
DIV. I NON-CONF.		12- 3	52	2- 1	145	20	50	50	1	1	

TOTALS	RPI 1-25		RPI 26-50		W-L RECORDS		RPI 51-100		RPI 101-150		RPI 150+
17- 4	2- 2		1- 2		OVERALL		5- 0		3- 0		6- 0
11- 2	1- 1		1- 1		HOME		4- 0		1- 0		4- 0
4- 2	1- 1		0- 1		AWAY		1- 0		1- 0		1- 0
2- 0	0- 0		0- 0		NEUTRAL		0- 0		1- 0		1- 0
12- 3	1- 2		0- 1		NON-CONFERENCE		3- 0		2- 0		6- 0
9- 1	1- 1		0- 0		HOME		3- 0		1- 0		4- 0
1- 2	0- 1		0- 1		AWAY		0- 0		0- 0		1- 0
2- 0	0- 0		0- 0		NEUTRAL		0- 0		1- 0		1- 0
5- 1	1- 0		1- 1		CONFERENCE		2- 0		1- 0		0- 0
2- 1	0- 0		1- 1		HOME		1- 0		0- 0		0- 0
3- 0	1- 0		0- 0		AWAY		1- 0		1- 0		0- 0
0- 0	0- 0		0- 0		NEUTRAL		0- 0		0- 0		0- 0

RPI	S	Opponent	Score	RPI	S	Opponent	Score	RPI	S	Opponent	Score	RPI	S	Opponent	Score
8	A	Syracuse	84 71	26	A	Purdue	63 74	51	A	Duke	58 50	117	A	Wake Forest	72 57
11	H	Marquette	63 55	40	H	Clemson	67 76	71	H	SFA	81 60	119	N	Alabama	101 74
12	A	Iowa St.	52 75	43	H	North Carolina	76 68	81	H	Virginia Tech	68 61	123	H	Colorado	73 58
21	H	Central Mich.	80 90					84	H	Nebraska	82 68	164	N	Vanderbilt	90 65
								100	H	Hartford	75 62	225	H	UMES	71 53
												231	H	Temple	73 61
												308	A	FIU	94 43
												313	H	New Orleans	78 38
												345	H	Florida A&M	103 54

LAST 12 Division I GAMES:															
43	H	North Carolina	76 68	100	H	Hartford	75 62	11	H	Marquette	63 55	12	A	Iowa St.	52 75
51	A	Duke	58 50					8	A	Syracuse	84 71				
40	H	Clemson	67 76					345	H	Florida A&M	103 54				
117	A	Wake Forest	72 57					119	N	Alabama	101 74				
81	H	Virginia Tech	68 61												
21	H	Central Mich.	80 90												

Non-Div I Games:

Miami (FL)

Average RPI Win:	210	WON-LOST	WINNING	LAST 10	STRENGTH OF	OPP. STRENGTH	TEAM	ADJ.	CONF.	ADJ CONF.
Average RPI Loss:	123	RECORD	PCT. RANK	GAMES	SCHEDULE	OF SCHEDULE	RPI	RPI	RPI	RPI
DIV. I ONLY	11- 4	55	7-3	227	172	92	92	8	8	
DIV. I NON-CONF.	8- 2	52	0- 0	329	294	133	133	8	8	

TOTALS	RPI 1-25	RPI 26-50	W-L RECORDS	RPI 51-100	RPI 101-150	RPI 150+				
11- 4	1- 1	0- 1	OVERALL	1- 0	2- 1	7- 1				
5- 1	0- 0	0- 1	HOME	1- 0	2- 0	2- 0				
6- 3	1- 1	0- 0	AWAY	0- 0	0- 1	5- 1				
0- 0	0- 0	0- 0	NEUTRAL	0- 0	0- 0	0- 0				
8- 2	0- 1	0- 0	NON-CONFERENCE	0- 0	2- 0	6- 1				
3- 0	0- 0	0- 0	HOME	0- 0	2- 0	1- 0				
5- 2	0- 1	0- 0	AWAY	0- 0	0- 0	5- 1				
0- 0	0- 0	0- 0	NEUTRAL	0- 0	0- 0	0- 0				
3- 2	1- 0	0- 1	CONFERENCE	1- 0	0- 1	1- 0				
2- 1	0- 0	0- 1	HOME	1- 0	0- 0	1- 0				
1- 1	1- 0	0- 0	AWAY	0- 0	0- 1	0- 0				
0- 0	0- 0	0- 0	NEUTRAL	0- 0	0- 0	0- 0				

RPI 1-25				RPI 26-50				RPI 51-100				RPI 101+			
RPI	S	Opponent	Score	RPI	S	Opponent	Score	RPI	S	Opponent	Score	RPI	S	Opponent	Score
3	A	Louisville	73 95	34	H	Buffalo	59 66	75	H	Toledo	65 64	102	H	Cincinnati	78 65
21	A	Central Mich.	70 67									110	A	Northern Ill.	71 82
												139	H	High Point	68 55
												175	H	Ball St.	60 57
												204	A	Jacksonville St.	58 41
												295	A	Canisius	62 59
												309	A	Valparaiso	68 47
												324	H	Eastern Ky.	60 44
												331	A	UIC	65 56
												333	A	Detroit Mercy	78 59
												345	A	Florida A&M	56 57
LAST 12 Division I GAMES:															
110	A	Northern Ill.	71 82	175	H	Ball St.	60 57	21	A	Central Mich.	70 67	34	H	Buffalo	59 66
204	A	Jacksonville St.	58 41	34	H	Buffalo	59 66	75	H	Toledo	65 64	3	A	Louisville	73 95
345	A	Florida A&M	56 57	75	H	Toledo	65 64	139	H	High Point	68 55				
309	A	Valparaiso	68 47												
102	H	Cincinnati	78 65												
331	A	UIC	65 56												

Non-Div I Games: Ohio Dominican 74 29

Miami (OH)

Average RPI	Win: 206	WON-LOST RECORD	WINNING PCT. RANK	LAST 10 GAMES	STRENGTH OF SCHEDULE	OPP. STRENGTH OF SCHEDULE	TEAM RPI	ADJ. RPI	CONF. RPI	ADJ CONF. RPI
Average RPI	Loss: 26									
DIV. I ONLY	12- 8	118	5-5	75	65	63	63	4	4	
DIV. I NON-CONF.	9- 3	61	1- 1	216	147	77	77	5	5	

TOTALS	RPI 1-25	RPI 26-50	W-L RECORDS	RPI 51-100	RPI 101-150	RPI 150+				
12- 8	0- 5	1- 2	OVERALL	1- 1	3- 0	7- 0				
8- 0	0- 0	0- 0	HOME	1- 0	2- 0	5- 0				
2- 7	0- 4	0- 2	AWAY	0- 1	0- 0	2- 0				
2- 1	0- 1	1- 0	NEUTRAL	0- 0	1- 0	0- 0				
9- 3	0- 3	1- 0	NON-CONFERENCE	0- 0	1- 0	7- 0				
5- 0	0- 0	0- 0	HOME	0- 0	0- 0	5- 0				
2- 2	0- 2	0- 0	AWAY	0- 0	0- 0	2- 0				
2- 1	0- 1	1- 0	NEUTRAL	0- 0	1- 0	0- 0				
3- 5	0- 2	0- 2	CONFERENCE	1- 1	2- 0	0- 0				
3- 0	0- 0	0- 0	HOME	1- 0	2- 0	0- 0				
0- 5	0- 2	0- 2	AWAY	0- 1	0- 0	0- 0				
0- 0	0- 0	0- 0	NEUTRAL	0- 0	0- 0	0- 0				

RPI 1-25				RPI 26-50				RPI 51-100				RPI 101+			
RPI	S	Opponent	Score	RPI	S	Opponent	Score	RPI	S	Opponent	Score	RPI	S	Opponent	Score
6	A	NC State	55 66	26	A	Purdue	70 71	69	H	Northwestern	79 78	111	H	Ohio St.	62 58
10	A	Iowa	61 75	27	A	Indiana	60 70	84	A	Nebraska	56 70	115	N	Washington	80 73
11	A	Marquette	74 85	38	N	Missouri	70 54					127	H	Minnesota	76 60
23	N	Texas	52 69									187	H	Southern U.	76 35
24	A	Maryland	69 83									236	H	Mt. St. Mary's	88 40
												290	A	Western Mich.	79 42
												293	A	Oakland	85 59
												319	H	Morgan St.	70 47
												333	H	Detroit Mercy	95 62
												351	H	LIU Brooklyn	83 38

Team's RPI: 63															
LAST 12 Division I GAMES:															
10	A	Iowa	61 75	115	N	Washington	80 73	23	N	Texas	52 69	27	A	Indiana	60 70
24	A	Maryland	69 83	69	H	Northwestern	79 78	111	H	Ohio St.	62 58	187	H	Southern U.	76 35
26	A	Purdue	70 71	84	A	Nebraska	56 70	319	H	Morgan St.	70 47				
127	H	Minnesota	76 60												
84	A	Nebraska	56 70												

Non-Div I Games:

Mi ch i g a n

Average RPI Win:	158	WON-LOST	WINNING	LAST 10	STRENGTH OF	OPP. STRENGTH	TEAM	ADJ.	CONF.	ADJ CONF.
Average RPI Loss:	46	RECORD	PCT. RANK	GAMES	SCHEDULE	OF SCHEDULE	RPI	RPI	RPI	RPI
DIV. I ONLY	14- 5	50	6-4	57	33	28	28	4	4	
DIV. I NON-CONF.	10- 1	18	0- 0	187	42	35	35	5	5	

TOTALS	RPI 1-25	RPI 26-50	W-L RECORDS	RPI 51-100	RPI 101-150	RPI 150+				
14- 5	3- 2	0- 1	OVERALL	3- 1	1- 1	7- 0				
11- 0	3- 0	0- 0	HOME	2- 0	1- 0	5- 0				
2- 4	0- 1	0- 1	AWAY	1- 1	0- 1	1- 0				
1- 1	0- 1	0- 0	NEUTRAL	0- 0	0- 0	1- 0				
10- 1	1- 1	0- 0	NON-CONFERENCE	3- 0	0- 0	6- 0				
7- 0	1- 0	0- 0	HOME	2- 0	0- 0	4- 0				
2- 0	0- 0	0- 0	AWAY	1- 0	0- 0	1- 0				
1- 1	0- 1	0- 0	NEUTRAL	0- 0	0- 0	1- 0				
4- 4	2- 1	0- 1	CONFERENCE	0- 1	1- 1	1- 0				
4- 0	2- 0	0- 0	HOME	0- 0	1- 0	1- 0				
0- 4	0- 1	0- 1	AWAY	0- 1	0- 1	0- 0				
0- 0	0- 0	0- 0	NEUTRAL	0- 0	0- 0	0- 0				

RPI 1-25				RPI 26-50				Team's RPI: 28				RPI 51-100				RPI 101+			
RPI	S	Opponent	Score	RPI	S	Opponent	Score	RPI	S	Opponent	Score	RPI	S	Opponent	Score	RPI	S	Opponent	Score
4	H	Oregon	88 82	27	A	Indiana	64 68	69	A	Northwestern	62 70	111	A	Ohio St.	55 65				
6	N	NC State	74 78					82	H	Wright St.	84 68	127	H	Minnesota	86 68				
10	H	Iowa	84 70					85	H	Virginia	91 66	171	H	Illinois	77 60				
16	A	Rutgers	62 76					100	A	Hartford	74 66	239	H	Bowling Green	99 69				
24	H	Maryland	77 60									247	H	Texas Southern	91 45				
												259	H	ETSU	75 53				
												283	H	Fla. Atlantic	89 74				
												289	N	Kennesaw St.	75 51				
												293	A	Oakland	102 58				

LAST 12 Division I GAMES:																			
127	H	Minnesota	86 68	171	H	Illinois	77 60												
27	A	Indiana	64 68	16	A	Rutgers	62 76												
69	A	Northwestern	62 70	24	H	Maryland	77 60												
10	H	Iowa	84 70	111	A	Ohio St.	55 65												
283	H	Fla. Atlantic	89 74	4	H	Oregon	88 82												
100	A	Hartford	74 66	293	A	Oakland	102 58												

Non-Div I Games:

Michigan St.

Average RPI Win:	214	WON-LOST	WINNING	LAST 10	STRENGTH OF	OPP. STRENGTH	TEAM	ADJ.	CONF.	ADJ CONF.
Average RPI Loss:	83	RECORD	PCT. RANK	GAMES	SCHEDULE	OF SCHEDULE	RPI	RPI	RPI	RPI
DIV. I ONLY	15- 5	44	8-2	177	146	73	73	15	15	
DIV. I NON-CONF.	9- 4	85	0- 1	88	195	51	51	18	18	

TOTALS	RPI 1-25	RPI 26-50	W-L RECORDS	RPI 51-100	RPI 101-150	RPI 150+				
15- 5	0- 1	0- 0	OVERALL	1- 2	2- 2	12- 0				
6- 2	0- 0	0- 0	HOME	0- 2	1- 0	5- 0				
7- 3	0- 1	0- 0	AWAY	1- 0	0- 2	6- 0				
2- 0	0- 0	0- 0	NEUTRAL	0- 0	1- 0	1- 0				
9- 4	0- 1	0- 0	NON-CONFERENCE	1- 1	1- 2	7- 0				
4- 1	0- 0	0- 0	HOME	0- 1	0- 0	4- 0				
3- 3	0- 1	0- 0	AWAY	1- 0	0- 2	2- 0				
2- 0	0- 0	0- 0	NEUTRAL	0- 0	1- 0	1- 0				
6- 1	0- 0	0- 0	CONFERENCE	0- 1	1- 0	5- 0				
2- 1	0- 0	0- 0	HOME	0- 1	1- 0	1- 0				
4- 0	0- 0	0- 0	AWAY	0- 0	0- 0	4- 0				
0- 0	0- 0	0- 0	NEUTRAL	0- 0	0- 0	0- 0				

RPI 1-25				RPI 26-50				RPI 51-100				RPI 101+			
RPI	S	Opponent	Score	RPI	S	Opponent	Score	RPI	S	Opponent	Score	RPI	S	Opponent	Score
19	A	Kentucky	55 72					72	H	Belmont	38 45	113	A	Tennessee Tech	64 68
								78	H	Rice	47 60	131	A	Fordham	49 61
								99	A	Troy	67 64	132	N	Chattanooga	58 47
												143	H	Louisiana Tech	75 38
												164	H	Vanderbilt	65 58
												165	H	Georgia St.	69 54
												191	H	Southern Miss.	66 49
												200	H	UNC Asheville	67 46
												216	A	UNLV	66 62
												228	N	Dartmouth	70 58
												250	A	Furman	78 71
												265	A	UTSA	72 52
												266	A	UTEP	79 49
												283	A	Fla. Atlantic	74 55
												294	H	Mississippi Val.	101 51
												308	A	FIU	49 43

LAST 12 Division I GAMES:															
265	A	UTSA	72 52	131	A	Fordham	49 61	216	A	UNLV	66 62	78	H	Rice	47 60
143	H	Louisiana Tech	75 38	266	A	UTEP	79 49	200	H	UNC Asheville	67 46	19	A	Kentucky	55 72
191	H	Southern Miss.	66 49												
283	A	Fla. Atlantic	74 55												
308	A	FIU	49 43												
132	N	Chattanooga	58 47												

Non-Div I Games:

Middle Tenn.

Average RPI Win:	257	WON-LOST	WINNING	LAST 10	STRENGTH OF	OPP. STRENGTH	TEAM	ADJ.	CONF.	ADJ CONF.
Average RPI Loss:	98	RECORD	PCT. RANK	GAMES	SCHEDULE	OF SCHEDULE	RPI	RPI	RPI	RPI
DIV. I ONLY	9- 10	181	5-5	195	166	192	192	20	20	
DIV. I NON-CONF.	5- 6	177	0- 0	132	145	172	172	19	19	

TOTALS	RPI 1-25	RPI 26-50	W-L RECORDS	RPI 51-100	RPI 101-150	RPI 150+				
9- 10	0- 2	0- 2	OVERALL	0- 2	1- 2	8- 2				
4- 5	0- 2	0- 0	HOME	0- 1	1- 1	3- 1				
4- 5	0- 0	0- 2	AWAY	0- 1	0- 1	4- 1				
1- 0	0- 0	0- 0	NEUTRAL	0- 0	0- 0	1- 0				
5- 6	0- 2	0- 2	NON-CONFERENCE	0- 0	0- 1	5- 1				
2- 3	0- 2	0- 0	HOME	0- 0	0- 0	2- 1				
2- 3	0- 0	0- 2	AWAY	0- 0	0- 1	2- 0				
1- 0	0- 0	0- 0	NEUTRAL	0- 0	0- 0	1- 0				
4- 4	0- 0	0- 0	CONFERENCE	0- 2	1- 1	3- 1				
2- 2	0- 0	0- 0	HOME	0- 1	1- 1	1- 0				
2- 2	0- 0	0- 0	AWAY	0- 1	0- 0	2- 1				
0- 0	0- 0	0- 0	NEUTRAL	0- 0	0- 0	0- 0				

RPI 1-25				RPI 26-50				RPI 51-100				RPI 101+ Team's RPI: 192			
RPI	S	Opponent	Score	RPI	S	Opponent	Score	RPI	S	Opponent	Score	RPI	S	Opponent	Score
11	H	Marquette	74 83	27	A	Indiana	66 68	64	H	Green Bay	62 76	120	A	Fresno St.	48 65
25	H	Florida St.	62 87	48	A	Saint Mary's (CA)	71 73	82	A	Wright St.	57 61	122	H	Youngstown St.	71 68
												138	H	IUPUI	66 67
												177	H	Wisconsin	57 68
												185	N	UC Riverside	56 54
												220	A	North Dakota	64 46
												261	H	Cleveland St.	59 53
												263	H	Columbia	78 65
												287	A	Northern Ky.	54 55
												293	A	Oakland	79 52
												303	A	North Dakota St.	57 55
												333	A	Detroit Mercy	62 44
												335	H	Purdue Fort Wayne	70 48
LAST 12 Division I GAMES:															
122	H	Youngstown St.	71 68	138	H	IUPUI	66 67								
82	A	Wright St.	57 61	333	A	Detroit Mercy	62 44								
287	A	Northern Ky.	54 55	293	A	Oakland	79 52								
64	H	Green Bay	62 76	261	H	Cleveland St.	59 53								
25	H	Florida St.	62 87	220	A	North Dakota	64 46								
303	A	North Dakota St.	57 55	335	H	Purdue Fort Wayne	70 48								

Non-Div I Games:

Milwaukee

Average RPI	Win:	209	WON-LOST	WINNING	LAST 10	STRENGTH OF	OPP. STRENGTH	TEAM	ADJ.	CONF.	ADJ CONF.
Average RPI	Loss:	64	RECORD	PCT. RANK	GAMES	SCHEDULE	OF SCHEDULE	RPI	RPI	RPI	RPI
DIV. I ONLY		13- 6	76	4-6	196	66	127	127	4	4	
DIV. I NON-CONF.		11- 0	1	0- 0	313	144	64	64	5	5	

TOTALS	RPI 1-25		RPI 26-50		W-L RECORDS		RPI 51-100		RPI 101-150		RPI 150+
13- 6	1- 1		0- 2		OVERALL		1- 2		0- 0		11- 1
10- 3	1- 1		0- 1		HOME		0- 0		0- 0		9- 1
3- 3	0- 0		0- 1		AWAY		1- 2		0- 0		2- 0
0- 0	0- 0		0- 0		NEUTRAL		0- 0		0- 0		0- 0
11- 0	1- 0		0- 0		NON-CONFERENCE		1- 0		0- 0		9- 0
9- 0	1- 0		0- 0		HOME		0- 0		0- 0		8- 0
2- 0	0- 0		0- 0		AWAY		1- 0		0- 0		1- 0
0- 0	0- 0		0- 0		NEUTRAL		0- 0		0- 0		0- 0
2- 6	0- 1		0- 2		CONFERENCE		0- 2		0- 0		2- 1
1- 3	0- 1		0- 1		HOME		0- 0		0- 0		1- 1
1- 3	0- 0		0- 1		AWAY		0- 2		0- 0		1- 0
0- 0	0- 0		0- 0		NEUTRAL		0- 0		0- 0		0- 0

RPI	S	Opponent	Score	RPI	S	Opponent	Score	RPI	S	Opponent	Score	RPI	S	Opponent	Score	Team's RPI: 127
8	H	Syracuse	72 68	26	H	Purdue	53 64	63	A	Michigan	60 76	171	H	Illinois	62 66	
10	H	Iowa	63 81	28	A	Michigan St.	68 86	76	A	Boston College	77 69	176	H	Rhode Island	91 71	
								84	A	Nebraska	57 63	177	A	Wisconsin	78 50	
												177	H	Wisconsin	74 56	
												184	A	Xavier	78 53	
												197	H	Cornell	65 45	
												219	H	Air Force	67 50	
												249	H	San Diego	53 48	
												300	H	Coppin St.	84 52	
												305	H	Incarnate Word	75 39	
												310	H	New Hampshire	70 47	
												343	H	Ark.-Pine Bluff	84 42	

LAST 12 Division I GAMES:																
28	A	Michigan St.	68 86	26	H	Purdue	53 64	84	A	Nebraska	57 63	177	A	Wisconsin	78 50	
171	H	Illinois	62 66	84	A	Nebraska	57 63	10	H	Iowa	63 81	76	A	Boston College	77 69	
63	A	Michigan	60 76	177	A	Wisconsin	78 50	76	A	Boston College	77 69	305	H	Incarnate Word	75 39	
177	H	Wisconsin	74 56	10	H	Iowa	63 81									
176	H	Rhode Island	91 71	76	A	Boston College	77 69									
300	H	Coppin St.	84 52	305	H	Incarnate Word	75 39									

Non-Div I Games:

Minnesota

Average RPI Win:	133	WON-LOST	WINNING	LAST 10	STRENGTH OF	OPP. STRENGTH	TEAM	ADJ.	CONF.	ADJ CONF.
Average RPI Loss:	4	RECORD	PCT. RANK	GAMES	SCHEDULE	OF SCHEDULE	RPI	RPI	RPI	RPI
DIV. I ONLY	18- 1	3	9-1	42	44	9	9	6	6	
DIV. I NON-CONF.	12- 1	11	0- 0	108	38	14	14	6	6	

TOTALS	RPI 1-25	RPI 26-50	W-L RECORDS	RPI 51-100	RPI 101-150	RPI 150+				
18- 1	4- 1	0- 0	OVERALL	5- 0	2- 0	7- 0				
10- 0	3- 0	0- 0	HOME	1- 0	1- 0	5- 0				
8- 1	1- 1	0- 0	AWAY	4- 0	1- 0	2- 0				
0- 0	0- 0	0- 0	NEUTRAL	0- 0	0- 0	0- 0				
12- 1	2- 1	0- 0	NON-CONFERENCE	3- 0	1- 0	6- 0				
7- 0	1- 0	0- 0	HOME	1- 0	0- 0	5- 0				
5- 1	1- 1	0- 0	AWAY	2- 0	1- 0	1- 0				
0- 0	0- 0	0- 0	NEUTRAL	0- 0	0- 0	0- 0				
6- 0	2- 0	0- 0	CONFERENCE	2- 0	1- 0	1- 0				
3- 0	2- 0	0- 0	HOME	0- 0	1- 0	0- 0				
3- 0	0- 0	0- 0	AWAY	2- 0	0- 0	1- 0				
0- 0	0- 0	0- 0	NEUTRAL	0- 0	0- 0	0- 0				

RPI	S	Opponent	Score	RPI	S	Opponent	Score	RPI	S	Opponent	Score	RPI	S	Opponent	Score
4	A	Oregon	74 82					55	A	Arkansas	93 69	114	H	Georgia	80 71
11	H	Marquette	87 82					57	A	Auburn	85 59	115	A	Washington	103 56
18	H	South Carolina	89 74					70	H	Lamar University	104 53	191	A	Southern Miss.	86 42
19	H	Kentucky	86 71					85	A	Virginia	72 44	202	H	Southeast Mo. St.	88 53
23	A	Texas	67 49					89	A	Little Rock	98 63	211	A	Florida	90 42
												250	H	Furman	106 41
												258	H	Louisiana	104 36
												300	H	Coppin St.	110 38
												334	H	Jackson St.	105 38

LAST 12 Division I GAMES:															
19	H	Kentucky	86 71	211	A	Florida	90 42								
55	A	Arkansas	93 69	18	H	South Carolina	89 74								
258	H	Louisiana	104 36	57	A	Auburn	85 59								
115	A	Washington	103 56	114	H	Georgia	80 71								
4	A	Oregon	74 82	11	H	Marquette	87 82								
191	A	Southern Miss.	86 42	23	A	Texas	67 49								

Non-Div I Games:

Mississippi St.

Average RPI Win:	291	WON-LOST	WINNING	LAST 10	STRENGTH OF	OPP. STRENGTH	TEAM	ADJ.	CONF.	ADJ CONF.
Average RPI Loss:	186	RECORD	PCT. RANK	GAMES	SCHEDULE	OF SCHEDULE	RPI	RPI	RPI	RPI
DIV. I ONLY	3- 13	314	2-8	233	335	294	294	29	29	
DIV. I NON-CONF.	1- 10	330	0- 0	85	329	269	269	26	26	

TOTALS	RPI 1-25	RPI 26-50	W-L RECORDS	RPI 51-100	RPI 101-150	RPI 150+				
3- 13	0- 0	0- 0	OVERALL	0- 3	0- 1	3- 9				
1- 2	0- 0	0- 0	HOME	0- 0	0- 0	1- 2				
2- 10	0- 0	0- 0	AWAY	0- 2	0- 1	2- 7				
0- 1	0- 0	0- 0	NEUTRAL	0- 1	0- 0	0- 0				
1- 10	0- 0	0- 0	NON-CONFERENCE	0- 3	0- 1	1- 6				
0- 1	0- 0	0- 0	HOME	0- 0	0- 0	0- 1				
1- 8	0- 0	0- 0	AWAY	0- 2	0- 1	1- 5				
0- 1	0- 0	0- 0	NEUTRAL	0- 1	0- 0	0- 0				
2- 3	0- 0	0- 0	CONFERENCE	0- 0	0- 0	2- 3				
1- 1	0- 0	0- 0	HOME	0- 0	0- 0	1- 1				
1- 2	0- 0	0- 0	AWAY	0- 0	0- 0	1- 2				
0- 0	0- 0	0- 0	NEUTRAL	0- 0	0- 0	0- 0				

RPI 1-25				RPI 26-50				RPI 51-100				RPI 101+ Team's RPI: 294			
RPI	S	Opponent	Score	RPI	S	Opponent	Score	RPI	S	Opponent	Score	RPI	S	Opponent	Score
								62	A	TCU	47 96	133	A	UT Martin	51 110
								73	A	Middle Tenn.	51 101	155	H	North Ala.	72 86
								99	N	Troy	54 75	170	A	Arkansas St.	57 60
												187	A	Southern U.	67 74
												191	A	Southern Miss.	60 67
												201	A	Nicholls St.	47 72
												208	A	SMU	47 62
												227	H	Alabama St.	64 62
												281	H	Alabama A&M	60 80
												304	A	Austin Peay	95 89
												314	A	La.-Monroe	65 72
												343	A	Ark.-Pine Bluff	62 56
												350	A	Alcorn	63 73
LAST 12 Division I GAMES:															
343	A	Ark.-Pine Bluff	62 56	187	A	Southern U.	67 74	350	A	Alcorn	63 73	227	H	Alabama St.	64 62
133	A	UT Martin	51 110	350	A	Alcorn	63 73	281	H	Alabama A&M	60 80	99	N	Troy	54 75
155	H	North Ala.	72 86	227	H	Alabama St.	64 62	99	N	Troy	54 75	191	A	Southern Miss.	60 67
170	A	Arkansas St.	57 60	281	H	Alabama A&M	60 80	191	A	Southern Miss.	60 67				
314	A	La.-Monroe	65 72												
201	A	Nicholls St.	47 72												

Non-Div I Games:

Mississippi Val.

Average RPI Win:	137	WON-LOST	WINNING	LAST 10	STRENGTH OF	OPP. STRENGTH	TEAM	ADJ.	CONF.	ADJ CONF.
Average RPI Loss:	67	RECORD	PCT. RANK	GAMES	SCHEDULE	OF SCHEDULE	RPI	RPI	RPI	RPI
DIV. I ONLY	15- 6	65	7-3	49	58	38	38	6	6	
DIV. I NON-CONF.	11- 3	56	1- 0	77	75	39	39	6	6	

TOTALS	RPI 1-25	RPI 26-50	W-L RECORDS	RPI 51-100	RPI 101-150	RPI 150+				
15- 6	0- 2	0- 1	OVERALL	6- 2	1- 0	8- 1				
8- 2	0- 0	0- 1	HOME	2- 1	1- 0	5- 0				
5- 3	0- 2	0- 0	AWAY	2- 0	0- 0	3- 1				
2- 1	0- 0	0- 0	NEUTRAL	2- 1	0- 0	0- 0				
11- 3	0- 0	0- 1	NON-CONFERENCE	4- 2	0- 0	7- 0				
5- 2	0- 0	0- 1	HOME	1- 1	0- 0	4- 0				
4- 0	0- 0	0- 0	AWAY	1- 0	0- 0	3- 0				
2- 1	0- 0	0- 0	NEUTRAL	2- 1	0- 0	0- 0				
4- 3	0- 2	0- 0	CONFERENCE	2- 0	1- 0	1- 1				
3- 0	0- 0	0- 0	HOME	1- 0	1- 0	1- 0				
1- 3	0- 2	0- 0	AWAY	1- 0	0- 0	0- 1				
0- 0	0- 0	0- 0	NEUTRAL	0- 0	0- 0	0- 0				

RPI 1-25				RPI 26-50				RPI 51-100				RPI 101+			
RPI	S	Opponent	Score	RPI	S	Opponent	Score	RPI	S	Opponent	Score	RPI	S	Opponent	Score
18	A	South Carolina	65 79	29	H	South Dakota	61 74	51	N	Duke	62 54	114	H	Georgia	61 35
19	A	Kentucky	41 52					53	A	Tennessee	66 64	154	H	Texas St.	69 50
								55	H	Arkansas	71 53	170	H	Arkansas St.	70 50
								60	N	Qui nni pi ac	65 51	171	A	Illi noi s	67 45
								63	N	Mi chi gan	54 70	190	H	UMKC	66 59
								64	H	Green Bay	49 56	198	A	Saint Loui s	74 62
								87	H	Missouri St.	65 61	203	H	Ole Mi ss	78 55
								97	A	West Vi rgi nia	68 51	211	A	Flori da	56 58
												213	H	SIUE	59 36
												242	A	Western Ill.	89 64
LAST 12 Di vi si on I GAMES:															
114	H	Georgi a	61 35	51	N	Duke	62 54	60	N	Qui nni pi ac	65 51				
211	A	Flori da	56 58	19	A	Kentucky	41 52	18	A	South Caroli na	65 79				
55	H	Arkansas	71 53					171	A	Illi noi s	67 45				
53	A	Tennessee	66 64					154	H	Texas St.	69 50				
203	H	Ole Mi ss	78 55												
170	H	Arkansas St.	70 50												

Non-Di v I Games:

Missouri

Average RPI Win:	186	WON-LOST	WINNING	LAST 10	STRENGTH OF	OPP. STRENGTH	TEAM	ADJ.	CONF.	ADJ CONF.
Average RPI Loss:	104	RECORD	PCT. RANK	GAMES	SCHEDULE	OF SCHEDULE	RPI	RPI	RPI	RPI
DIV. I ONLY	10- 7	123	9-1	65	158	87	87	12	12	
DIV. I NON-CONF.	4- 7	228	0- 0	54	56	154	154	14	14	

TOTALS	RPI 1-25	RPI 26-50	W-L RECORDS	RPI 51-100	RPI 101-150	RPI 150+				
10- 7	0- 1	0- 3	OVERALL	1- 0	1- 0	8- 3				
6- 2	0- 1	0- 1	HOME	1- 0	0- 0	5- 0				
2- 5	0- 0	0- 2	AWAY	0- 0	0- 0	2- 3				
2- 0	0- 0	0- 0	NEUTRAL	0- 0	1- 0	1- 0				
4- 7	0- 1	0- 3	NON-CONFERENCE	1- 0	1- 0	2- 3				
2- 2	0- 1	0- 1	HOME	1- 0	0- 0	1- 0				
0- 5	0- 0	0- 2	AWAY	0- 0	0- 0	0- 3				
2- 0	0- 0	0- 0	NEUTRAL	0- 0	1- 0	1- 0				
6- 0	0- 0	0- 0	CONFERENCE	0- 0	0- 0	6- 0				
4- 0	0- 0	0- 0	HOME	0- 0	0- 0	4- 0				
2- 0	0- 0	0- 0	AWAY	0- 0	0- 0	2- 0				
0- 0	0- 0	0- 0	NEUTRAL	0- 0	0- 0	0- 0				

RPI 1-25				RPI 26-50				RPI 51-100				Team's RPI: 87				RPI 101+			
RPI	S	Opponent	Score	RPI	S	Opponent	Score	RPI	S	Opponent	Score	RPI	S	Opponent	Score	RPI	S	Opponent	Score
14	H	Gonzaga	67 70	27	A	Indiana	74 98	89	H	Little Rock	48 44	143	N	Louisiana Tech	82 70				
				29	H	South Dakota	74 85					156	H	Indiana St.	71 58				
				38	A	Missouri	61 65					162	A	Santa Clara	73 77				
												166	H	Southern Ill.	66 51				
												167	A	Bradley	68 56				
												175	H	Ball St.	74 54				
												182	A	Illinois St.	59 47				
												186	A	North Texas	76 83				
												213	N	SIUE	68 65				
												226	H	Loyola Chicago	84 49				
												272	A	Wichita St.	60 63				
												341	H	Evansville	88 66				
LAST 12 Division I GAMES:																			
341	H	Evansville	88 66	226	H	Loyola Chicago	84 49	182	A	Illinois St.	59 47	167	A	Bradley	68 56				
156	H	Indiana St.	71 58									166	H	Southern Ill.	66 51				
89	H	Little Rock	48 44					27	A	Indiana	74 98								
213	N	SIUE	68 65					29	H	South Dakota	74 85								
143	N	Louisiana Tech	82 70																
14	H	Gonzaga	67 70																

Non-Div I Games:

Missouri St.

RPI 1-25				RPI 26-50				RPI 51-100				RPI 101+				Team's RPI: 245	
RPI	S	Opponent	Score	RPI	S	Opponent	Score	RPI	S	Opponent	Score	RPI	S	Opponent	Score		
								56	H	Bucknell I	32	70	128	A	Marist	45	69
								60	A	Quinnipiac	38	67	129	A	Lehigh	48	63
								80	H	Princeton	47	79	189	A	Georgetown	55	51
								81	A	Virginia Tech	49	82	199	H	Rider	43	55
													207	H	Navy	68	67
													212	A	Sacred Heart	55	50
													224	A	East Carolina	67	73
													252	H	Siena	68	77
													256	H	Albany (NY)	64	56
													295	H	Canisius	67	61
													296	H	Loyola Maryland	67	75
													326	A	Lafayette	69	73
													332	A	Iona	55	38
LAST 12 Division I GAMES:																	
				199	H	Rider	43	55	295	H	Canisius	67	61				
				332	A	Iona	55	38	252	H	Siena	68	77				
				296	H	Loyola Maryland	67	75	128	A	Marist	45	69				
				207	H	Navy	68	67	60	A	Quinnipiac	38	67				
				80	H	Princeton	47	79	189	A	Georgetown	55	51				
				326	A	Lafayette	69	73	212	A	Sacred Heart	55	50				

Monmouth

Average RPI	Win: 205	WON-LOST	WINNING	LAST 10	STRENGTH OF	OPP. STRENGTH	TEAM	ADJ.	CONF.	ADJ CONF.
Average RPI	Loss: 92	RECORD	PCT. RANK	GAMES	SCHEDULE	OF SCHEDULE	RPI	RPI	RPI	RPI
DIV. I ONLY	8- 8	165	5-5	113	126	152	152	16	16	
DIV. I NON-CONF.	4- 4	162	1- 0	45	87	78	78	11	11	

TOTALS	RPI 1-25	RPI 26-50	W-L RECORDS	RPI 51-100	RPI 101-150	RPI 150+				
8- 8	0- 1	0- 2	OVERALL	1- 0	2- 4	5- 1				
5- 3	0- 0	0- 1	HOME	1- 0	2- 1	2- 1				
2- 5	0- 1	0- 1	AWAY	0- 0	0- 3	2- 0				
1- 0	0- 0	0- 0	NEUTRAL	0- 0	0- 0	1- 0				
4- 4	0- 1	0- 2	NON-CONFERENCE	1- 0	1- 1	2- 0				
2- 1	0- 0	0- 1	HOME	1- 0	1- 0	0- 0				
1- 3	0- 1	0- 1	AWAY	0- 0	0- 1	1- 0				
1- 0	0- 0	0- 0	NEUTRAL	0- 0	0- 0	1- 0				
4- 4	0- 0	0- 0	CONFERENCE	0- 0	1- 3	3- 1				
3- 2	0- 0	0- 0	HOME	0- 0	1- 1	2- 1				
1- 2	0- 0	0- 0	AWAY	0- 0	0- 2	1- 0				
0- 0	0- 0	0- 0	NEUTRAL	0- 0	0- 0	0- 0				

RPI	S	Opponent	Score	RPI	S	Opponent	Score	RPI	S	Opponent	Score	RPI	S	Opponent	Score	Team's RPI: 152
14	A	Gonzaga	52 76	29	H	South Dakota	41 64	83	H	UC Davis	62 56	106	A	Idaho St.	34 50	
				50	A	Arizona	51 100					109	H	Northern Colo.	62 73	
												110	H	Northern Ill.	86 70	
												115	A	Washington	54 69	
												125	H	Idaho	82 79	
												140	A	Portland St.	60 78	
												173	H	Eastern Wash.	62 68	
												218	H	Southern Utah	79 57	
												251	A	Sacramento St.	88 86	
												253	H	Northern Ariz.	78 62	
												262	N	Saint Francis (PA)	79 77	
												339	A	Grand Canyon	69 47	

LAST 12 Division I GAMES:																
109	H	Northern Colo.	62 73	262	N	Saint Francis (PA)	79 77									
173	H	Eastern Wash.	62 68	83	H	UC Davis	62 56									
140	A	Portland St.	60 78	106	A	Idaho St.	34 50									
251	A	Sacramento St.	88 86	125	H	Idaho	82 79									
218	H	Southern Utah	79 57	115	A	Washington	54 69									
253	H	Northern Ariz.	78 62	339	A	Grand Canyon	69 47									

Non-Div I Games: Providence (MT) 90 45

Montana

Average RPI Win:	229	WON-LOST	WINNING	LAST 10	STRENGTH OF	OPP. STRENGTH	TEAM	ADJ.	CONF.	ADJ CONF.
Average RPI Loss:	86	RECORD	PCT. RANK	GAMES	SCHEDULE	OF SCHEDULE	RPI	RPI	RPI	RPI

DIV. I ONLY	9- 8	152	6-4	172	112	151	151	16	16
DIV. I NON-CONF.	4- 5	190	1- 0	79	51	109	109	11	11
TOTALS	RPI 1-25	RPI 26-50	W-L RECORDS	RPI 51-100	RPI 101-150	RPI 150+			
9- 8	0- 1	0- 1	OVERALL	0- 3	1- 2	8- 1			
4- 3	0- 0	0- 1	HOME	0- 0	0- 1	4- 1			
4- 5	0- 1	0- 0	AWAY	0- 3	1- 1	3- 0			
1- 0	0- 0	0- 0	NEUTRAL	0- 0	0- 0	1- 0			
4- 5	0- 1	0- 1	NON-CONFERENCE	0- 3	0- 0	4- 0			
2- 1	0- 0	0- 1	HOME	0- 0	0- 0	2- 0			
1- 4	0- 1	0- 0	AWAY	0- 3	0- 0	1- 0			
1- 0	0- 0	0- 0	NEUTRAL	0- 0	0- 0	1- 0			
5- 3	0- 0	0- 0	CONFERENCE	0- 0	1- 2	4- 1			
2- 2	0- 0	0- 0	HOME	0- 0	0- 1	2- 1			
3- 1	0- 0	0- 0	AWAY	0- 0	1- 1	2- 0			
0- 0	0- 0	0- 0	NEUTRAL	0- 0	0- 0	0- 0			

RPI 1-25	RPI 26-50	RPI 51-100	RPI 101+ Team's RPI: 151
RPI S Opponent Score	RPI S Opponent Score	RPI S Opponent Score	RPI S Opponent Score
11 A Marquette 52 100	31 H South Dakota St. 67 88	62 A TCU 49 71	109 A Northern Colo. 79 66
		71 A SFA 53 60	125 H Idaho 66 82
		77 A Wyomi ng 58 66	140 A Portland St. 53 55
			154 A Texas St. 67 59
			173 H Eastern Wash. 87 89
			181 N Delaware 69 60
			218 H Southern Utah 69 64
			251 A Sacramento St. 69 53
			253 H Northern Ariz. 80 70
			268 H Long Beach St. 85 62
			311 A Weber St. 66 59
			317 H Omaha 59 56
LAST 12 Division I GAMES:			
125 H Idaho 66 82	154 A Texas St. 67 59		
251 A Sacramento St. 69 53	311 A Weber St. 66 59		
140 A Portland St. 53 55	173 H Eastern Wash. 87 89		
253 H Northern Ariz. 80 70	109 A Northern Colo. 79 66		
218 H Southern Utah 69 64	317 H Omaha 59 56		
31 H South Dakota St. 67 88	62 A TCU 49 71		

Non-Div I Games: Carroll (MT) 64 48

Montana St.

Average RPI Win:	252	WON-LOST	WINNING	LAST 10	STRENGTH OF	OPP. STRENGTH	TEAM	ADJ.	CONF.	ADJ CONF.
Average RPI Loss:	156	RECORD	PCT. RANK	GAMES	SCHEDULE	OF SCHEDULE	RPI	RPI	RPI	RPI
DIV. I ONLY	12- 6	83	7-3	243	304	141	141	22	22	
DIV. I NON-CONF.	7- 4	109	0- 0	272	313	175	175	20	20	

TOTALS	RPI 1-25	RPI 26-50	W-L RECORDS	RPI 51-100	RPI 101-150	RPI 150+				
12- 6	0- 2	0- 0	OVERALL	0- 1	3- 0	9- 3				
7- 1	0- 0	0- 0	HOME	0- 0	2- 0	5- 1				
5- 5	0- 2	0- 0	AWAY	0- 1	1- 0	4- 2				
0- 0	0- 0	0- 0	NEUTRAL	0- 0	0- 0	0- 0				
7- 4	0- 2	0- 0	NON-CONFERENCE	0- 0	1- 0	6- 2				
4- 1	0- 0	0- 0	HOME	0- 0	0- 0	4- 1				
3- 3	0- 2	0- 0	AWAY	0- 0	1- 0	2- 1				
0- 0	0- 0	0- 0	NEUTRAL	0- 0	0- 0	0- 0				
5- 2	0- 0	0- 0	CONFERENCE	0- 1	2- 0	3- 1				
3- 0	0- 0	0- 0	HOME	0- 0	2- 0	1- 0				
2- 2	0- 0	0- 0	AWAY	0- 1	0- 0	2- 1				
0- 0	0- 0	0- 0	NEUTRAL	0- 0	0- 0	0- 0				

RPI 1-25				RPI 26-50				RPI 51-100				RPI 101+ Team's RPI: 141			
RPI	S	Opponent	Score	RPI	S	Opponent	Score	RPI	S	Opponent	Score	RPI	S	Opponent	Score
2	A	Bayl or	58 96					72	A	Bel mont	50 77	113	H	Tennessee Tech	77 56
19	A	Kentucky	57 87									133	H	UT Martin	85 75
												146	A	Radford	79 72
												202	H	Southeast Mo. St.	82 54
												244	A	Gardner-Webb	84 69
												262	A	Saint Francis (PA)	83 89
												271	A	N. C. A&T	72 67
												277	H	St. Francis Brooklyn	94 101
												286	A	Murray St.	83 61
												304	A	Austin Peay	80 81
												307	A	Tennessee St.	85 62
												309	H	Valparaiso	68 62
												325	H	Lipscomb	79 44
												341	H	Evansville	85 63
												344	H	Chicago St.	104 68

LAST 12 Division I GAMES:															
72	A	Belmont	50 77	113	H	Tennessee Tech	77 56	133	H	UT Martin	85 75	202	H	Southeast Mo. St.	82 54
304	A	Austin Peay	80 81	286	A	Murray St.	83 61	307	A	Tennessee St.	85 62	2	A	Bayl or	58 96
286	A	Murray St.	83 61	262	A	Saint Francis (PA)	83 89	341	H	Evansville	85 63				
325	H	Lipscomb	79 44	146	A	Radford	79 72								

Non-Div I Games: Alice Lloyd 121 56 Ky. Christian 119 28

Morehead St.

Average RPI Win: 324

Average RPI Loss: 176

WON-LOST
RECORDWINNING
PCT. RANKLAST 10
GAMESSTRENGTH OF
SCHEDULEOPP. STRENGTH
OF SCHEDULETEAM
RPIADJ.
RPICONF.
RPIADJ CONF.
RPIDIV. I ONLY
DIV. I NON-CONF.4- 14
1- 11301
3354-6
0- 1254
179327
218319
327319
32732
3232
32

TOTALS

RPI 1-25

RPI 26-50

W-L RECORDS

RPI 51-100

RPI 101-150

RPI 150+

4- 14

0- 1

0- 0

OVERALL

0- 4

0- 2

4- 7

3- 3

0- 0

0- 0

HOME

0- 0

0- 0

3- 3

1- 8

0- 0

0- 0

AWAY

0- 4

0- 1

1- 3

0- 3

0- 1

0- 0

NEUTRAL

0- 0

0- 1

0- 1

1- 11

0- 1

0- 0

NON-CONFERENCE

0- 4

0- 2

1- 4

1- 2

0- 0

0- 0

HOME

0- 0

0- 0

1- 2

0- 6

0- 0

0- 0

AWAY

0- 4

0- 1

0- 1

0- 3

0- 1

0- 0

NEUTRAL

0- 0

0- 1

0- 1

3- 3

0- 0

0- 0

CONFERENCE

0- 0

0- 0

3- 3

2- 1

0- 0

0- 0

HOME

0- 0

0- 0

2- 1

1- 2

0- 0

0- 0

AWAY

0- 0

0- 0

1- 2

0- 0

0- 0

0- 0

NEUTRAL

0- 0

0- 0

0- 0

RPI 1-25

RPI 26-50

RPI 51-100

RPI 101+

Team's RPI: 319

RPI	S	Opponent	Score
24	N	Maryland	44 68

RPI	S	Opponent	Score
-----	---	----------	-------

RPI	S	Opponent	Score
63	A	Michigan	47 70
71	A	SFA	42 69
97	A	West Virginia	37 72
100	A	Hartford	59 80

RPI	S	Opponent	Score
114	N	Georgia	33 60
124	A	Western Ky.	43 90
223	A	Howard	56 79
225	H	UMES	68 73
233	N	Niagara	57 67
271	A	N.C. A&T	29 62
292	H	Central Conn. St.	36 60
298	H	UMass Lowell	61 49
308	A	FIU	50 59
312	H	South Carolina St.	62 51
320	H	UMBC	68 73
338	H	Savannah St.	63 47
349	A	N.C. Central	65 62

LAST 12 Division I GAMES:

312	H	South Carolina St.	62	51	233	N	Niagara	57	67
338	H	Savannah St.	63	47	349	A	N.C. Central	65	62
225	H	UMES	68	73	271	A	N.C. A&T	29	62
298	H	UMass Lowell	61	49	223	A	Howard	56	79
320	H	UMBC	68	73	63	A	Michigan	47	70
97	A	West Virginia	37	72	308	A	FIU	50	59

Non-Div I Games: Washington Adventist 60 43

Lincoln (PA) 46 51

Morgan St.

Loss,
 Non-Conf,
 S Site,
 H Home
A Away
 N Neutral

Average RPI Win:	249	WON-LOST RECORD	WINNING PCT. RANK	LAST 10 GAMES	STRENGTH OF SCHEDULE	OPP. STRENGTH OF SCHEDULE	TEAM RPI	ADJ. RPI	CONF. RPI	ADJ CONF. RPI
Average RPI Loss:	202									
DIV. I ONLY	7- 9	210	4-6	295	326	236	236	31	31	
DIV. I NON-CONF.	5- 5	162	0- 0	160	309	155	155	31	31	

TOTALS	RPI 1-25	RPI 26-50	W-L RECORDS	RPI 51-100	RPI 101-150	RPI 150+				
7- 9	0- 0	0- 0	OVERALL	0- 2	2- 0	5- 7				
3- 2	0- 0	0- 0	HOME	0- 0	2- 0	1- 2				
4- 7	0- 0	0- 0	AWAY	0- 2	0- 0	4- 5				
0- 0	0- 0	0- 0	NEUTRAL	0- 0	0- 0	0- 0				
5- 5	0- 0	0- 0	NON-CONFERENCE	0- 2	2- 0	3- 3				
2- 1	0- 0	0- 0	HOME	0- 0	2- 0	0- 1				
3- 4	0- 0	0- 0	AWAY	0- 2	0- 0	3- 2				
0- 0	0- 0	0- 0	NEUTRAL	0- 0	0- 0	0- 0				
2- 4	0- 0	0- 0	CONFERENCE	0- 0	0- 0	2- 4				
1- 1	0- 0	0- 0	HOME	0- 0	0- 0	1- 1				
1- 3	0- 0	0- 0	AWAY	0- 0	0- 0	1- 3				
0- 0	0- 0	0- 0	NEUTRAL	0- 0	0- 0	0- 0				

RPI 1-25				RPI 26-50				RPI 51-100				RPI 101+				Team's RPI: 236
RPI	S	Opponent	Score	RPI	S	Opponent	Score	RPI	S	Opponent	Score	RPI	S	Opponent	Score	
								63	A	Michigan	40 88	101	H	Towson	87 78	
								81	A	Virginia Tech	51 83	146	H	Radford	89 77	
												153	A	Duquesne	64 73	
												199	A	Rider	67 85	
												225	H	UMES	73 86	
												243	A	Robert Morris	58 70	
												244	A	Gardner-Webb	69 62	
												262	A	Saint Francis (PA)	66 68	
												279	H	Bryant	68 73	
												292	H	Central Conn. St.	84 53	
												296	A	Loyola Maryland	77 67	
												316	A	Wagner	76 92	
												320	A	UMBC	65 52	
												347	A	Fairleigh Dickinson	63 47	
LAST 12 Division I GAMES:																
				262	A	Saint Francis (PA)	66 68					347	A	Fairleigh Dickinson	63 47	
				243	A	Robert Morris	58 70					316	A	Wagner	76 92	
				146	H	Radford	89 77					292	H	Central Conn. St.	84 53	
				225	H	UMES	73 86					279	H	Bryant	68 73	
				81	A	Virginia Tech	51 83					244	A	Gardner-Webb	69 62	
				320	A	UMBC	65 52					296	A	Loyola Maryland	77 67	

Non-Div I Games: Washington Col. 74 50

Mt. St. Mary's

Average RPI Win: 298 WON-LOST RECORD WINNING PCT. RANK LAST 10 GAMES STRENGTH OF SCHEDULE OPP. STRENGTH OF SCHEDULE TEAM RPI ADJ. RPI CONF. RPI ADJ CONF. RPI

Average RPI Loss: 142

DIV. I ONLY	4- 12	289	2-8	213	194	286	286	22	22
DIV. I NON-CONF.	2- 7	288	0- 0	203	166	294	294	20	20

TOTALS	RPI 1-25	RPI 26-50	W-L RECORDS	RPI 51-100	RPI 101-150	RPI 150+			
4- 12	0- 1	0- 1	OVERALL	0- 2	0- 2	4- 6			
3- 4	0- 0	0- 0	HOME	0- 1	0- 1	3- 2			
1- 8	0- 1	0- 1	AWAY	0- 1	0- 1	1- 4			
0- 0	0- 0	0- 0	NEUTRAL	0- 0	0- 0	0- 0			
2- 7	0- 1	0- 1	NON-CONFERENCE	0- 1	0- 0	2- 4			
2- 2	0- 0	0- 0	HOME	0- 0	0- 0	2- 2			
0- 5	0- 1	0- 1	AWAY	0- 1	0- 0	0- 2			
0- 0	0- 0	0- 0	NEUTRAL	0- 0	0- 0	0- 0			
2- 5	0- 0	0- 0	CONFERENCE	0- 1	0- 2	2- 2			
1- 2	0- 0	0- 0	HOME	0- 1	0- 1	1- 0			
1- 3	0- 0	0- 0	AWAY	0- 0	0- 1	1- 2			
0- 0	0- 0	0- 0	NEUTRAL	0- 0	0- 0	0- 0			

RPI 1-25				RPI 26-50				RPI 51-100				RPI 101+ Team's RPI: 286			
RPI	S	Opponent	Score	RPI	S	Opponent	Score	RPI	S	Opponent	Score	RPI	S	Opponent	Score
19	A	Kentucky	49 88	35	A	Butler	65 86	53	A	Tennessee	77 98	133	A	UT Martin	67 75
								72	H	Bel mont	58 65	141	H	Morehead St.	61 83
												166	H	Southern Ill.	59 65
												170	A	Arkansas St.	63 74
												171	A	Illinoi s	52 84
												202	A	Southeast Mo. St.	64 59
												213	A	SIUE	54 71
												254	A	Eastern Ill.	67 75
												281	H	Al abama A&M	53 59
												324	H	Eastern Ky.	81 63
												325	H	Li pscomb	97 61
												341	H	Evansvi lle	81 53
LAST 12 Divi sion I GAMES:															
133	A	UT Martin	67 75	72	H	Bel mont	58 65	213	A	SIUE	54 71	254	A	Eastern Ill.	67 75
324	H	Eastern Ky.	81 63					202	A	Southeast Mo. St.	64 59				
141	H	Morehead St.	61 83					171	A	Illinoi s	52 84				
53	A	Tennessee	77 98					281	H	Al abama A&M	53 59				
19	A	Kentucky	49 88												
166	H	Southern Ill.	59 65												

Non-Di v I Games: Oakland Ci ty 113 55 Bethel (TN) 86 50 Murray St.

Average RPI Win:	302	WON-LOST	WINNING	LAST 10	STRENGTH OF	OPP. STRENGTH	TEAM	ADJ.	CONF.	ADJ CONF.
Average RPI Loss:	152	RECORD	PCT. RANK	GAMES	SCHEDULE	OF SCHEDULE	RPI	RPI	RPI	RPI

DIV. I ONLY	7- 9	210	6-4	332	216	271	271	32	32
DIV. I NON-CONF.	2- 9	297	0- 1	283	140	305	305	32	32

TOTALS	RPI 1-25	RPI 26-50	W-L RECORDS	RPI 51-100	RPI 101-150	RPI 150+			
7- 9	0- 0	0- 0	OVERALL	0- 2	0- 3	7- 4			
2- 3	0- 0	0- 0	HOME	0- 0	0- 2	2- 1			
5- 4	0- 0	0- 0	AWAY	0- 1	0- 0	5- 3			
0- 2	0- 0	0- 0	NEUTRAL	0- 1	0- 1	0- 0			
2- 9	0- 0	0- 0	NON-CONFERENCE	0- 2	0- 3	2- 4			
0- 3	0- 0	0- 0	HOME	0- 0	0- 2	0- 1			
2- 4	0- 0	0- 0	AWAY	0- 1	0- 0	2- 3			
0- 2	0- 0	0- 0	NEUTRAL	0- 1	0- 1	0- 0			
5- 0	0- 0	0- 0	CONFERENCE	0- 0	0- 0	5- 0			
2- 0	0- 0	0- 0	HOME	0- 0	0- 0	2- 0			
3- 0	0- 0	0- 0	AWAY	0- 0	0- 0	3- 0			
0- 0	0- 0	0- 0	NEUTRAL	0- 0	0- 0	0- 0			

RPI 1-25				RPI 26-50				RPI 51-100				RPI 101+ Team's RPI: 271			
RPI	S	Opponent	Score	RPI	S	Opponent	Score	RPI	S	Opponent	Score	RPI	S	Opponent	Score
								59	N	Maine	52 58	104	N	Yale	49 59
								85	A	Virginia	57 67	137	H	VCU	48 54
												141	H	Morehead St.	67 72
												180	H	Akron	36 49
												193	A	Elon	64 73
												207	A	Navy	49 72
												225	A	UMES	51 49
												259	A	ETSU	56 61
												283	A	Fla. Atlantic	67 65
												300	H	Coppin St.	66 42
												312	A	South Carolina St.	58 44
												319	H	Morgan St.	62 29
												328	A	Western Caro.	69 51
												348	A	Delaware St.	67 47

								LAST 12 Division I GAMES:							
								348	A	Delaware St.	67 47	104	N	Yale	49 59
								312	A	South Carolina St.	58 44	300	H	Coppin St.	66 42
								283	A	Fla. Atlantic	67 65	319	H	Morgan St.	62 29
								137	H	VCU	48 54	225	A	UMES	51 49
								193	A	Elon	64 73	328	A	Western Caro.	69 51
								259	A	ETSU	56 61	207	A	Navy	49 72

Non-Div I Games: Winston-Salem 60 56 Johnson C. Smith 50 53

Average RPI Win:	297	WON-LOST	WINNING	LAST 10	STRENGTH OF	OPP. STRENGTH	TEAM	ADJ.	CONF.	ADJ CONF.
Average RPI Loss:	225	RECORD	PCT. RANK	GAMES	SCHEDULE	OF SCHEDULE	RPI	RPI	RPI	RPI
DIV. I ONLY	3- 14	316	3-7	346	306	349	349	32	32	
DIV. I NON-CONF.	2- 10	311	0- 0	301	287	343	343	32	32	

TOTALS	RPI 1-25	RPI 26-50	W-L RECORDS	RPI 51-100	RPI 101-150	RPI 150+				
3- 14	0- 1	0- 0	OVERALL	0- 0	0- 2	3- 11				
3- 6	0- 0	0- 0	HOME	0- 0	0- 1	3- 5				
0- 7	0- 1	0- 0	AWAY	0- 0	0- 1	0- 5				
0- 1	0- 0	0- 0	NEUTRAL	0- 0	0- 0	0- 1				
2- 10	0- 1	0- 0	NON-CONFERENCE	0- 0	0- 2	2- 7				
2- 4	0- 0	0- 0	HOME	0- 0	0- 1	2- 3				
0- 5	0- 1	0- 0	AWAY	0- 0	0- 1	0- 3				
0- 1	0- 0	0- 0	NEUTRAL	0- 0	0- 0	0- 1				
1- 4	0- 0	0- 0	CONFERENCE	0- 0	0- 0	1- 4				
1- 2	0- 0	0- 0	HOME	0- 0	0- 0	1- 2				
0- 2	0- 0	0- 0	AWAY	0- 0	0- 0	0- 2				
0- 0	0- 0	0- 0	NEUTRAL	0- 0	0- 0	0- 0				

RPI 1-25				RPI 26-50				RPI 51-100				RPI 101+				Team's RPI: 349
RPI	S	Opponent	Score	RPI	S	Opponent	Score	RPI	S	Opponent	Score	RPI	S	Opponent	Score	
10	A	Iowa	39 106									134	H	UNCW	82 89	
												139	A	High Point	69 80	
												165	A	Georgia St.	54 65	
												193	H	Elon	54 83	
												215	H	Coastal Caro.	66 89	
												222	A	Memphis	56 77	
												225	A	UMES	49 59	
												273	H	Wofford	66 59	
												275	H	Bethune-Cookman	50 67	
												278	A	Wintthrop	41 66	
												289	N	Kennesaw St.	54 78	
												300	H	Coppin St.	62 57	
												318	H	UNC Greensboro	66 57	
												319	H	Morgan St.	62 65	
												342	H	USC Upstate	63 82	
												348	A	Delaware St.	61 71	

LAST 12 Division I GAMES:																
275	H	Bethune-Cookman	50 67	319	H	Morgan St.	62 65									
222	A	Memphis	56 77	300	H	Coppin St.	62 57									
289	N	Kennesaw St.	54 78	348	A	Delaware St.	61 71									
165	A	Georgia St.	54 65	225	A	UMES	49 59									
273	H	Wofford	66 59	215	H	Coastal Caro.	66 89									
318	H	UNC Greensboro	66 57	342	H	USC Upstate	63 82									

Non-Div I Games: Wilberforce 55 49

N. C. Central

Average RPI Win:	99	WON-LOST	WINNING	LAST 10	STRENGTH OF	OPP. STRENGTH	TEAM	ADJ.	CONF.	ADJ CONF.
Average RPI Loss:	0	RECORD	PCT. RANK	GAMES	SCHEDULE	OF SCHEDULE	RPI	RPI	RPI	RPI

DIV. I ONLY	19- 0	1	10-0	40	11	6	6	1	1
DIV. I NON-CONF.	13- 0	1	0- 0	50	27	9	9	1	1

TOTALS	RPI 1-25	RPI 26-50	W-L RECORDS	RPI 51-100	RPI 101-150	RPI 150+			
19- 0	0- 0	2- 0	OVERALL	10- 0	4- 0	3- 0			
13- 0	0- 0	1- 0	HOME	7- 0	3- 0	2- 0			
4- 0	0- 0	0- 0	AWAY	3- 0	1- 0	0- 0			
2- 0	0- 0	1- 0	NEUTRAL	0- 0	0- 0	1- 0			
13- 0	0- 0	1- 0	NON-CONFERENCE	6- 0	3- 0	3- 0			
9- 0	0- 0	0- 0	HOME	5- 0	2- 0	2- 0			
2- 0	0- 0	0- 0	AWAY	1- 0	1- 0	0- 0			
2- 0	0- 0	1- 0	NEUTRAL	0- 0	0- 0	1- 0			
6- 0	0- 0	1- 0	CONFERENCE	4- 0	1- 0	0- 0			
4- 0	0- 0	1- 0	HOME	2- 0	1- 0	0- 0			
2- 0	0- 0	0- 0	AWAY	2- 0	0- 0	0- 0			
0- 0	0- 0	0- 0	NEUTRAL	0- 0	0- 0	0- 0			

RPI 1-25		Team's RPI: 6		RPI 26-50		RPI 51-100		RPI 101+			
RPI	S	Opponent	Score	RPI	S	Opponent	Score	RPI	S	Opponent	Score
28	N	Michigan St.	78 74	51	H	Duke	63 51	116	H	Pittsburgh	63 34
40	H	Clemson	54 51	58	H	Old Dominion	85 56	132	A	Chattanooga	78 58
				59	H	Maine	84 46	145	H	Davidson	75 45
				63	H	Michigan	66 55	146	H	Radford	75 58
				72	H	Belmont	77 62	164	H	Vanderbilt	74 54
				76	A	Boston College	85 69	189	N	George Washington	69 61
				81	H	Virginia Tech	70 61	194	H	Hampton	83 51
				85	A	Virginia	66 38				
				86	H	Kent St.	78 61				
				95	A	Georgetown	76 65				
LAST 12 Division I GAMES:											
76	A	Boston College	85 69	40	H	Clemson	54 51				
51	H	Duke	63 51	81	H	Virginia Tech	70 61				
145	H	Davidson	75 45	85	A	Virginia	66 38				
132	A	Chattanooga	78 58	116	H	Pittsburgh	63 34				
59	H	Maine	84 46	194	H	Hampton	83 51				
95	A	Georgetown	76 65	58	H	Old Dominion	85 56				

Non-Di v I Games:

NC State

Average RPI Win:	305	WON-LOST	WINNING	LAST 10	STRENGTH OF	OPP. STRENGTH	TEAM	ADJ.	CONF.	ADJ CONF.
Average RPI Loss:	193	RECORD	PCT. RANK	GAMES	SCHEDULE	OF SCHEDULE	RPI	RPI	RPI	RPI
DIV. I ONLY	5- 13	282	4-6	296	332	315	315	25	25	
DIV. I NON-CONF.	3- 10	278	0- 0	284	335	315	315	27	27	

TOTALS	RPI 1-25	RPI 26-50	W-L RECORDS	RPI 51-100	RPI 101-150	RPI 150+				
5- 13	0- 0	0- 0	OVERALL	0- 4	0- 0	5- 9				
3- 5	0- 0	0- 0	HOME	0- 2	0- 0	3- 3				
2- 8	0- 0	0- 0	AWAY	0- 2	0- 0	2- 6				
0- 0	0- 0	0- 0	NEUTRAL	0- 0	0- 0	0- 0				
3- 10	0- 0	0- 0	NON-CONFERENCE	0- 4	0- 0	3- 6				
1- 4	0- 0	0- 0	HOME	0- 2	0- 0	1- 2				
2- 6	0- 0	0- 0	AWAY	0- 2	0- 0	2- 4				
0- 0	0- 0	0- 0	NEUTRAL	0- 0	0- 0	0- 0				
2- 3	0- 0	0- 0	CONFERENCE	0- 0	0- 0	2- 3				
2- 1	0- 0	0- 0	HOME	0- 0	0- 0	2- 1				
0- 2	0- 0	0- 0	AWAY	0- 0	0- 0	0- 2				
0- 0	0- 0	0- 0	NEUTRAL	0- 0	0- 0	0- 0				

RPI 1-25				RPI 26-50				RPI 51-100				RPI 101+ Team's RPI: 315					
RPI	S	Opponent	Score	RPI	S	Opponent	Score	RPI	S	Opponent	Score	RPI	S	Opponent	Score		
								86	H	Kent St.	40	57	155	A	North Ala.	60	72
								96	A	Penn	42	85	195	H	Jacksonville	56	61
								97	A	West Virginia	50	95	199	A	Rider	46	67
								100	H	Hartford	53	84	202	H	Southeast Mo. St.	58	68
													223	A	Howard	57	77
													234	A	Colgate	71	53
													248	A	Stetson	48	74
													269	H	Vermont	63	71
													289	H	Kennesaw St.	66	60
													297	A	Saint Peter's	57	70
													325	H	Lipscomb	80	67
													328	H	Western Caro.	79	71
													347	A	Fairleigh Dickinson	43	64
													351	A	LIU Brooklyn	72	51
LAST 12 Division I GAMES:																	
				289	H	Kennesaw St.	66	60	248	A	Stetson	48	74				
				100	H	Hartford	53	84	195	H	Jacksonville	56	61				
				86	H	Kent St.	40	57	325	H	Lipscomb	80	67				
				234	A	Colgate	71	53	155	A	North Ala.	60	72				
				351	A	LIU Brooklyn	72	51	199	A	Rider	46	67				
				269	H	Vermont	63	71	202	H	Southeast Mo. St.	58	68				

Non-Div I Games:

NJIT

Average RPI Win:	246
Average RPI Loss:	189

DIV. I ONLY	7- 9	210	4-6	199	324	207	207	19	19
DIV. I NON-CONF.	4- 5	190	0- 0	153	331	201	201	22	22
TOTALS	RPI 1-25	RPI 26-50	W-L RECORDS	RPI 51-100	RPI 101-150	RPI 150+			
7- 9	0- 0	0- 0	OVERALL	0- 1	0- 4	7- 4			
3- 4	0- 0	0- 0	HOME	0- 1	0- 3	3- 0			
4- 5	0- 0	0- 0	AWAY	0- 0	0- 1	4- 4			
0- 0	0- 0	0- 0	NEUTRAL	0- 0	0- 0	0- 0			
4- 5	0- 0	0- 0	NON-CONFERENCE	0- 1	0- 2	4- 2			
2- 2	0- 0	0- 0	HOME	0- 1	0- 1	2- 0			
2- 3	0- 0	0- 0	AWAY	0- 0	0- 1	2- 2			
0- 0	0- 0	0- 0	NEUTRAL	0- 0	0- 0	0- 0			
3- 4	0- 0	0- 0	CONFERENCE	0- 0	0- 2	3- 2			
1- 2	0- 0	0- 0	HOME	0- 0	0- 2	1- 0			
2- 2	0- 0	0- 0	AWAY	0- 0	0- 0	2- 2			
0- 0	0- 0	0- 0	NEUTRAL	0- 0	0- 0	0- 0			

RPI	S	Opponent	Score
RPI 1-25			
RPI	S	Opponent	Score
RPI 26-50			
RPI	S	Opponent	Score
RPI 51-100			
RPI	S	Opponent	Score
96	H	Penn	61 65
Team's RPI: 207			
RPI	S	Opponent	Score
105	H	Ameri can	45 58
123	A	Col orado	43 59
128	H	Mari st	48 72
129	H	Lehi gh	38 56
199	A	Ri der	66 60
217	H	Holy Cross	54 47
219	A	Air Force	54 47
234	A	Col gate	62 49
245	A	Monmouth	67 68
264	A	Norfol k St.	58 65
271	H	N.C. A&T	72 49
285	A	Army West Point	52 55
288	H	Saint Joseph's	49 48
296	A	Loyola Maryl and	58 46
326	A	Lafayette	42 55
LAST 12 Division I GAMES:			
105	H	Ameri can	45 58
129	H	Lehi gh	38 56
296	A	Loyol a Maryl and	58 46
288	H	Sai nt Joseph' s	49 48
245	A	Monmouth	67 68
123	A	Col orado	43 59
326	A	Lafayette	42 55
285	A	Army West Point	52 55
217	H	Holy Cross	54 47
234	A	Col gate	62 49
219	A	Air Force	54 47
199	A	Ri der	66 60

Navy

Average RPI	Win:	166	WON-LOST	WINNING	LAST 10	STRENGTH OF	OPP. STRENGTH	TEAM	ADJ.	CONF.	ADJ CONF.
Average RPI	Loss:	38	RECORD	PCT. RANK	GAMES	SCHEDULE	OF SCHEDULE	RPI	RPI	RPI	RPI
DIV. I ONLY	9- 10	181	5-5	31	28	84	84	4	4		
DIV. I NON-CONF.	5- 6	177	0- 0	72	37	115	115	5	5		

TOTALS	RPI 1-25	RPI 26-50	W-L RECORDS	RPI 51-100	RPI 101-150	RPI 150+					
9- 10	0- 5	0- 1	OVERALL	2- 4	4- 0	3- 0					
6- 4	0- 3	0- 0	HOME	2- 1	2- 0	2- 0					
2- 6	0- 2	0- 1	AWAY	0- 3	1- 0	1- 0					
1- 0	0- 0	0- 0	NEUTRAL	0- 0	1- 0	0- 0					
5- 6	0- 2	0- 1	NON-CONFERENCE	1- 3	2- 0	2- 0					
4- 1	0- 1	0- 0	HOME	1- 0	1- 0	2- 0					
0- 5	0- 1	0- 1	AWAY	0- 3	0- 0	0- 0					
1- 0	0- 0	0- 0	NEUTRAL	0- 0	1- 0	0- 0					
4- 4	0- 3	0- 0	CONFERENCE	1- 1	2- 0	1- 0					
2- 3	0- 2	0- 0	HOME	1- 1	1- 0	0- 0					
2- 1	0- 1	0- 0	AWAY	0- 0	1- 0	1- 0					
0- 0	0- 0	0- 0	NEUTRAL	0- 0	0- 0	0- 0					

RPI 1-25				RPI 26-50				RPI 51-100 Team's RPI: 84				RPI 101+			
RPI	S	Opponent	Score	RPI	S	Opponent	Score	RPI	S	Opponent	Score	RPI	S	Opponent	Score
3	A	Louisville	68 85	30	A	Miami (FL)	68 82	55	A	Arkansas	80 84	111	A	Ohio St.	78 69
10	A	Iowa	71 77					63	H	Michigan	70 56	127	H	Minnesota	63 57
13	H	Drake	77 83					66	H	Kansas	58 52	146	N	Radford	77 39
16	H	Rutgers	56 62					68	A	Creighton	65 74	149	H	Denver	96 71
24	H	Maryland	63 81					69	H	Northwestern	54 58	171	A	Illinois	77 67
								94	A	Washington St.	84 87	321	H	San Jose St.	96 63
												342	H	USC Upstate	87 64
LAST 12 Division I GAMES:															
24	H	Maryland	63 81	69	H	Northwestern	54 58								
10	A	Iowa	71 77	127	H	Minnesota	63 57								
111	A	Ohio St.	78 69	171	A	Illinois	77 67								
63	H	Michigan	70 56	16	H	Rutgers	56 62								
55	A	Arkansas	80 84	321	H	San Jose St.	96 63								
149	H	Denver	96 71	66	H	Kansas	58 52								

Non-Div I Games:

Nebraska

Average RPI Win: 279

Average RPI Loss: 111

WON-LOST
RECORDWINNING
PCT. RANKLAST 10
GAMESSTRENGTH OF
SCHEDULEOPP. STRENGTH
OF SCHEDULETEAM
RPIADJ.
RPICONF.
RPIADJ CONF.
RPIDIV. I ONLY
DIV. I NON-CONF.5- 12
3- 7268
2564-6
0- 1160
169141
113237
263237
26313
1213
12

TOTALS

RPI 1-25

RPI 26-50

W-L RECORDS

RPI 51-100

RPI 101-150

RPI 150+

5- 12

0- 0

0- 3

OVERALL

0- 2

0- 3

5- 4

2- 7

0- 0

0- 3

HOME

0- 1

0- 2

2- 1

3- 3

0- 0

0- 0

AWAY

0- 0

0- 0

3- 3

0- 2

0- 0

0- 0

NEUTRAL

0- 1

0- 1

0- 0

3- 7

0- 0

0- 2

NON-CONFERENCE

0- 1

0- 2

3- 2

2- 4

0- 0

0- 2

HOME

0- 0

0- 1

2- 1

1- 1

0- 0

0- 0

AWAY

0- 0

0- 0

1- 1

0- 2

0- 0

0- 0

NEUTRAL

0- 1

0- 1

0- 0

2- 5

0- 0

0- 1

CONFERENCE

0- 1

0- 1

2- 2

0- 3

0- 0

0- 1

HOME

0- 1

0- 1

0- 0

2- 2

0- 0

0- 0

AWAY

0- 0

0- 0

2- 2

0- 0

0- 0

0- 0

NEUTRAL

0- 0

0- 0

0- 0

RPI 1-25

RPI 26-50

RPI 51-100

RPI 101+

Team's RPI: 237

RPI S Opponent Score

RPI S Opponent Score

RPI S Opponent Score

RPI S Opponent Score

39 H Utah 52 74

46 H Southern California 51 72

47 H New Mexico 64 66

61 H Boise St. 74 75

83 N UC Davis 68 84

110 N Northern Ill. 69 98

120 H Fresno St. 63 79

123 H Colorado 52 65

158 H Texas Tech 67 86

159 A Utah St. 76 79

162 A Santa Clara 48 56

214 A Colorado St. 62 38

219 A Air Force 74 79

257 H Hawaii 79 78

268 A Long Beach St. 76 67

321 A San Jose St. 52 49

337 H Seattle U 67 54

LAST 12 Division I GAMES:

120 H Fresno St. 63 79

321 A San Jose St. 52 49

47 H New Mexico 64 66

159 A Utah St. 76 79

257 H Hawaii 79 78

337 H Seattle U 67 54

110 N Northern Ill. 69 98

214 A Colorado St. 62 38

219 A Air Force 74 79

61 H Boise St. 74 75

158 H Texas Tech 67 86

83 N UC Davis 68 84

Non-Div I Games: Stanislaus St. 75 52

Nevada

■ Loss,
 ■ Non-Conf, S Site,
 ■ Home
 ■ Away
 N Neutral

Average RPI Win:

265

Average RPI Loss:

176

WON-LOST
RECORD

3- 15

2- 10

WINNING
PCT. RANK

320

311

LAST 10
GAMES

2-8

0- 0

STRENGTH OF
SCHEDULE

197

209

OPP. STRENGTH
OF SCHEDULE

256

286

TEAM
RPI

310

323

ADJ.
RPI

310

323

CONF.
RPI

23

23

ADJ CONF.
RPI

23

23

DIV. I ONLY
DIV. I NON-CONF.

TOTALS

RPI 1-25

RPI 26-50

W-L RECORDS

RPI 51-100

RPI 101-150

RPI 150+

3- 15

0- 0

0- 0

OVERALL

0- 4

0- 2

3- 9

2- 6

0- 0

0- 0

HOME

0- 2

0- 0

2- 4

1- 9

0- 0

0- 0

AWAY

0- 2

0- 2

1- 5

0- 0

0- 0

0- 0

NEUTRAL

0- 0

0- 0

0- 0

2- 10

0- 0

0- 0

NON-CONFERENCE

0- 2

0- 2

2- 6

2- 3

0- 0

0- 0

HOME

0- 1

0- 0

2- 2

0- 7

0- 0

0- 0

AWAY

0- 1

0- 2

0- 4

0- 0

0- 0

0- 0

NEUTRAL

0- 0

0- 0

0- 0

1- 5

0- 0

0- 0

CONFERENCE

0- 2

0- 0

1- 3

0- 3

0- 0

0- 0

HOME

0- 1

0- 0

0- 2

1- 2

0- 0

0- 0

AWAY

0- 1

0- 0

1- 1

0- 0

0- 0

0- 0

NEUTRAL

0- 0

0- 0

0- 0

RPI 1-25

RPI 26-50

RPI 51-100

RPI 101+

Team's RPI: 310

RPI S Opponent Score

RPI S Opponent Score

RPI S Opponent Score




RPI S Opponent Score




54   Northeastern 54  69




59   Maine 46  67




80   Princeton 42  90




100   Hartford 48  66




127   Minnesota 47  70



135   South Fla. 36  79




168   Stony Brook 63  82




178   Boston U. 39  60




205   Brown 70  76



212   Sacred Heart 60  71




217   Holy Cross 74 62



228   Dartmouth 42  62




232   Binghamton 62  71

269   Vermont 60  69




279   Bryant 79 74




292   Central Conn. St. 47  56




298   UMass Lowell 56 53




303   North Dakota St. 51  56




LAST 12 Division I GAMES:



232   Binghamton 62  71




59   Maine 46  67




80   Princeton 42  90




228   Dartmouth 42  62



292   Central Conn. St. 47  56




217   Holy Cross 74 62




100   Hartford 48  66

269   Vermont 60  69

168   Stony Brook 63  82

298   UMass Lowell 56 53

135   South Fla. 36  79

178   Boston U. 39  60

Non-Div I Games:

U New England

68 44

New Hampshire

Average RPI Win: 180		WON-LOST RECORD	WINNING PCT. RANK	LAST 10 GAMES	STRENGTH OF SCHEDULE	OPP. STRENGTH OF SCHEDULE	TEAM RPI	ADJ. RPI	CONF. RPI	ADJ. CONF. RPI
Average RPI Loss: 137										
DIV. I ONLY		16- 2	15	9-1	206	95	47	47	13	13
DIV. I NON-CONF.		10- 1	18	1- 0	107	131	29	29	12	12
TOTALS		RPI 1-25	RPI 26-50	W-L RECORDS		RPI 51-100	RPI 101-150	RPI 150+		
16- 2	0- 0		0- 0	OVERALL		3- 1	2- 0	11- 1		
11- 1	0- 0		0- 0	HOME		2- 1	1- 0	8- 0		
5- 1	0- 0		0- 0	AWAY		1- 0	1- 0	3- 1		
0- 0	0- 0		0- 0	NEUTRAL		0- 0	0- 0	0- 0		
10- 1	0- 0		0- 0	NON-CONFERENCE		2- 1	2- 0	6- 0		
7- 1	0- 0		0- 0	HOME		2- 1	1- 0	4- 0		
3- 0	0- 0		0- 0	AWAY		0- 0	1- 0	2- 0		
0- 0	0- 0		0- 0	NEUTRAL		0- 0	0- 0	0- 0		
6- 1	0- 0		0- 0	CONFERENCE		1- 0	0- 0	5- 1		
4- 0	0- 0		0- 0	HOME		0- 0	0- 0	4- 0		
2- 1	0- 0		0- 0	AWAY		1- 0	0- 0	1- 1		
0- 0	0- 0		0- 0	NEUTRAL		0- 0	0- 0	0- 0		

[illegible]

Non-Div I Games:

New Mexico

Average RPI Win:	276	WON-LOST	WINNING	LAST 10	STRENGTH OF	OPP. STRENGTH	TEAM	ADJ.	CONF.	ADJ CONF.
Average RPI Loss:	154	RECORD	PCT. RANK	GAMES	SCHEDULE	OF SCHEDULE	RPI	RPI	RPI	RPI
DIV. I ONLY	10- 6	107	7-3	260	343	179	179	30	30	
DIV. I NON-CONF.	6- 5	143	1- 0	140	342	152	152	30	30	

TOTALS	RPI 1-25	RPI 26-50	W-L RECORDS	RPI 51-100	RPI 101-150	RPI 150+				
10- 6	0- 0	0- 2	OVERALL	0- 0	1- 1	9- 3				
4- 2	0- 0	0- 1	HOME	0- 0	1- 0	3- 1				
5- 3	0- 0	0- 1	AWAY	0- 0	0- 0	5- 2				
1- 1	0- 0	0- 0	NEUTRAL	0- 0	0- 1	1- 0				
6- 5	0- 0	0- 2	NON-CONFERENCE	0- 0	1- 1	5- 2				
1- 2	0- 0	0- 1	HOME	0- 0	1- 0	0- 1				
4- 2	0- 0	0- 1	AWAY	0- 0	0- 0	4- 1				
1- 1	0- 0	0- 0	NEUTRAL	0- 0	0- 1	1- 0				
4- 1	0- 0	0- 0	CONFERENCE	0- 0	0- 0	4- 1				
3- 0	0- 0	0- 0	HOME	0- 0	0- 0	3- 0				
1- 1	0- 0	0- 0	AWAY	0- 0	0- 0	1- 1				
0- 0	0- 0	0- 0	NEUTRAL	0- 0	0- 0	0- 0				

RPI 1-25				RPI 26-50				RPI 51-100				RPI 101+ Team's RPI: 179			
RPI	S	Opponent	Score	RPI	S	Opponent	Score	RPI	S	Opponent	Score	RPI	S	Opponent	Score
				47	A	New Mexico	58 83					136	N	South Alabama	67 68
				47	H	New Mexico	50 75					149	H	Denver	66 64
												172	H	Abilene Christian	46 58
												185	A	UC Riverside	64 65
												238	H	Utah Valley	58 52
												266	A	UTEP	69 65
												270	H	California Baptist	76 69
												274	A	A&M-Corpus Christi	67 65
												284	A	CSU Bakersfield	61 59
												290	A	Western Mich.	66 54
												302	A	UC Santa Barbara	81 73
												337	H	Seattle U	75 55
												339	A	Grand Canyon	51 54
												350	N	Alcorn	82 64
LAST 12 Division I GAMES:															
				339	A	Grand Canyon	51 54					350	N	Alcorn	82 64
				270	H	California Baptist	76 69					238	H	Utah Valley	58 52
				302	A	UC Santa Barbara	81 73					337	H	Seattle U	75 55
				185	A	UC Riverside	64 65					284	A	CSU Bakersfield	61 59
				136	N	South Alabama	67 68					47	H	New Mexico	50 75
				274	A	A&M-Corpus Christi	67 65					149	H	Denver	66 64

Non-Div I Games: Tex. Permian Basin 70 38 Northern N.M. 101 51

New Mexico St.

Average RPI Win:	273	WON-LOST	WINNING	LAST 10	STRENGTH OF	OPP. STRENGTH	TEAM	ADJ.	CONF.	ADJ CONF.
Average RPI Loss:	177	RECORD	PCT. RANK	GAMES	SCHEDULE	OF SCHEDULE	RPI	RPI	RPI	RPI
DIV. I ONLY	2- 11	325	2-8	217	275	313	313	26	26	
DIV. I NON-CONF.	1- 5	311	0- 0	97	226	222	222	24	24	

TOTALS	RPI 1-25	RPI 26-50	W-L RECORDS	RPI 51-100	RPI 101-150	RPI 150+				
2- 11	0- 0	0- 1	OVERALL	0- 3	0- 1	2- 6				
1- 4	0- 0	0- 0	HOME	0- 1	0- 0	1- 3				
1- 7	0- 0	0- 1	AWAY	0- 2	0- 1	1- 3				
0- 0	0- 0	0- 0	NEUTRAL	0- 0	0- 0	0- 0				
1- 5	0- 0	0- 1	NON-CONFERENCE	0- 1	0- 1	1- 2				
0- 1	0- 0	0- 0	HOME	0- 0	0- 0	0- 1				
1- 4	0- 0	0- 1	AWAY	0- 1	0- 1	1- 1				
0- 0	0- 0	0- 0	NEUTRAL	0- 0	0- 0	0- 0				
1- 6	0- 0	0- 0	CONFERENCE	0- 2	0- 0	1- 4				
1- 3	0- 0	0- 0	HOME	0- 1	0- 0	1- 2				
0- 3	0- 0	0- 0	AWAY	0- 1	0- 0	0- 2				
0- 0	0- 0	0- 0	NEUTRAL	0- 0	0- 0	0- 0				

RPI 1-25				RPI 26-50				RPI 51-100				RPI 101+ Team's RPI: 313			
RPI	S	Opponent	Score	RPI	S	Opponent	Score	RPI	S	Opponent	Score	RPI	S	Opponent	Score
				30	A	Mi ami (FL)	38 78	70	H	Lamar Uni versi ty	57 79	116	A	Pi ttsburgh	38 90
								71	A	SFA	38 97	172	H	Abilene Christi an	52 59
								78	A	Ri ce	56 67	184	A	Xavier	45 61
												222	A	Memphi s	66 59
												274	A	A&M-Corpus Christi	51 57
												306	H	Central Ark.	60 62
												314	H	La. -Monroe	44 57
												323	H	McNeese	88 76
												330	A	Houston Baptist	74 83
LAST 12 Division I GAMES:															
				70	H	Lamar University	57 79	306	H	Central Ark.	60 62				
				330	A	Houston Baptist	74 83	274	A	A&M-Corpus Christi	51 57				
				172	H	Abilene Christian	52 59	71	A	SFA	38 97				
				184	A	Xavier	45 61	323	H	McNeese	88 76				
				30	A	Mi ami (FL)	38 78	78	A	Ri ce	56 67				
				222	A	Memphi s	66 59	314	H	La. -Monroe	44 57				

Non-Div I Games: Dillard 68 59 Centenary (LA) 104 42 Trinity Baptist 93 38

New Orleans

Average RPI Win:	299	WON-LOST	WINNING	LAST 10	STRENGTH OF	OPP. STRENGTH	TEAM	ADJ.	CONF.	ADJ CONF.
Average RPI Loss:	120	RECORD	PCT. RANK	GAMES	SCHEDULE	OF SCHEDULE	RPI	RPI	RPI	RPI
DIV. I ONLY	9- 10	181	6-4	284	169	233	233	27	27	
DIV. I NON-CONF.	4- 8	241	1- 0	228	86	262	262	28	28	

TOTALS	RPI 1-25	RPI 26-50	W-L RECORDS	RPI 51-100	RPI 101-150	RPI 150+				
9- 10	0- 2	0- 1	OVERALL	0- 2	0- 2	9- 3				
5- 4	0- 0	0- 0	HOME	0- 1	0- 1	5- 2				
3- 5	0- 2	0- 1	AWAY	0- 1	0- 0	3- 1				
1- 1	0- 0	0- 0	NEUTRAL	0- 0	0- 1	1- 0				
4- 8	0- 2	0- 1	NON-CONFERENCE	0- 1	0- 1	4- 3				
3- 2	0- 0	0- 0	HOME	0- 0	0- 0	3- 2				
0- 5	0- 2	0- 1	AWAY	0- 1	0- 0	0- 1				
1- 1	0- 0	0- 0	NEUTRAL	0- 0	0- 1	1- 0				
5- 2	0- 0	0- 0	CONFERENCE	0- 1	0- 1	5- 0				
2- 2	0- 0	0- 0	HOME	0- 1	0- 1	2- 0				
3- 0	0- 0	0- 0	AWAY	0- 0	0- 0	3- 0				
0- 0	0- 0	0- 0	NEUTRAL	0- 0	0- 0	0- 0				

RPI 1-25				RPI 26-50				RPI 51-100				RPI 101+				Team's RPI: 233
RPI	S	Opponent	Score	RPI	S	Opponent	Score	RPI	S	Opponent	Score	RPI	S	Opponent	Score	
8	A	Syracuse	45 94	34	A	Buffalo	61 88	60	H	Quinnipiac	55 96	104	N	Yale	64 67	
12	A	Iowa St.	35 95					97	A	West Virginia	32 84	128	H	Marist	58 87	
												223	H	Howard	61 68	
												232	H	Binghamton	79 72	
												234	H	Colgate	74 69	
												246	H	St. Bonaventure	48 76	
												288	A	Saint Joseph's	54 68	
												297	A	Saint Peter's	75 66	
												300	H	Coppin St.	71 69	
												301	H	Fairfield	71 68	
												319	N	Morgan St.	67 57	
												332	A	Iona	58 46	
												340	A	Manhattan	58 54	
												340	H	Manhattan	61 51	

LAST 12 Division I GAMES:																
				60	H	Quinnipiac	55 96	319	N	Morgan St.	67 57					
				332	A	Iona	58 46	104	N	Yale	64 67					
				297	A	Saint Peter's	75 66	340	A	Manhattan	58 54					
				340	H	Manhattan	61 51	301	H	Fairfield	71 68					
				128	H	Marist	58 87	97	A	West Virginia	32 84					
				234	H	Colgate	74 69	8	A	Syracuse	45 94					

Non-Div I Games:

Niagara

Average RPI Win:	296	WON-LOST	WINNING	LAST 10	STRENGTH OF	OPP. STRENGTH	TEAM	ADJ.	CONF.	ADJ CONF.
Average RPI Loss:	116	RECORD	PCT. RANK	GAMES	SCHEDULE	OF SCHEDULE	RPI	RPI	RPI	RPI
DIV. I ONLY	9- 8	152	7-3	307	183	201	201	26	26	
DIV. I NON-CONF.	4- 6	212	0- 1	189	80	165	165	24	24	

TOTALS	RPI 1-25	RPI 26-50	W-L RECORDS	RPI 51-100	RPI 101-150	RPI 150+				
9- 8	0- 1	0- 0	OVERALL	0- 4	0- 0	9- 3				
5- 1	0- 0	0- 0	HOME	0- 0	0- 0	5- 1				
3- 6	0- 1	0- 0	AWAY	0- 4	0- 0	3- 1				
1- 1	0- 0	0- 0	NEUTRAL	0- 0	0- 0	1- 1				
4- 6	0- 1	0- 0	NON-CONFERENCE	0- 3	0- 0	4- 2				
1- 0	0- 0	0- 0	HOME	0- 0	0- 0	1- 0				
2- 5	0- 1	0- 0	AWAY	0- 3	0- 0	2- 1				
1- 1	0- 0	0- 0	NEUTRAL	0- 0	0- 0	1- 1				
5- 2	0- 0	0- 0	CONFERENCE	0- 1	0- 0	5- 1				
4- 1	0- 0	0- 0	HOME	0- 0	0- 0	4- 1				
1- 1	0- 0	0- 0	AWAY	0- 1	0- 0	1- 0				
0- 0	0- 0	0- 0	NEUTRAL	0- 0	0- 0	0- 0				

RPI 1-25				RPI 26-50				RPI 51-100				RPI 101+ Team's RPI: 201			
RPI	S	Opponent	Score	RPI	S	Opponent	Score	RPI	S	Opponent	Score	RPI	S	Opponent	Score
2	A	Baylor	39 100					52	A	LSU	44 76	154	A	Texas St.	67 72
								57	A	Auburn	59 80	181	N	Delaware	56 71
								71	A	SFA	62 70	247	N	Texas Southern	58 57
								91	A	Tulane	46 71	266	A	UTEP	58 56
												274	H	A&M-Corpus Christi	85 55
												294	H	Mississippi Val.	72 47
												305	H	Incarnate Word	86 62
												306	A	Central Ark.	64 60
												314	A	La.-Monroe	55 54
												323	H	McNeese	68 69
												329	H	Northwestern St.	97 86
												330	H	Houston Baptist	77 54
LAST 12 Division I GAMES:															
323	H	McNeese	68 69	181	N	Delaware	56 71								
330	H	Houston Baptist	77 54	154	A	Texas St.	67 72								
71	A	SFA	62 70	274	H	A&M-Corpus Christi	85 55								
305	H	Incarnate Word	86 62	306	A	Central Ark.	64 60								
329	H	Northwestern St.	97 86	314	A	La.-Monroe	55 54								
52	A	LSU	44 76	91	A	Tulane	46 71								

Non-Div I Games: Southern-N.O. 86 49 William Carey 86 45

Nicholls St.

Average RPI Win: 304
Average RPI Loss: 164

WON-LOST
RECORD

WINNING
PCT. RANK

LAST 10
GAMES

STRENGTH OF
SCHEDULE

OPP. STRENGTH
OF SCHEDULE

TEAM
RPI

ADJ.
RPI

CONF.
RPI

ADJ CONF.
RPI

DIV. I ONLY	9- 8	152	7-3	337	291	264	264	32	32
DIV. I NON-CONF.	3- 8	267	1- 0	271	184	303	303	32	32

TOTALS	RPI 1-25	RPI 26-50	W-L RECORDS	RPI 51-100	RPI 101-150	RPI 150+			
9- 8	0- 0	0- 0	OVERALL	0- 1	0- 4	9- 3			
5- 2	0- 0	0- 0	HOME	0- 0	0- 1	5- 1			
3- 6	0- 0	0- 0	AWAY	0- 1	0- 3	3- 2			
1- 0	0- 0	0- 0	NEUTRAL	0- 0	0- 0	1- 0			
3- 8	0- 0	0- 0	NON-CONFERENCE	0- 1	0- 4	3- 3			
2- 2	0- 0	0- 0	HOME	0- 0	0- 1	2- 1			
0- 6	0- 0	0- 0	AWAY	0- 1	0- 3	0- 2			
1- 0	0- 0	0- 0	NEUTRAL	0- 0	0- 0	1- 0			
6- 0	0- 0	0- 0	CONFERENCE	0- 0	0- 0	6- 0			
3- 0	0- 0	0- 0	HOME	0- 0	0- 0	3- 0			
3- 0	0- 0	0- 0	AWAY	0- 0	0- 0	3- 0			
0- 0	0- 0	0- 0	NEUTRAL	0- 0	0- 0	0- 0			

RPI 1-25				RPI 26-50				RPI 51-100				RPI 101+				Team's RPI: 264
RPI	S	Opponent	Score	RPI	S	Opponent	Score	RPI	S	Opponent	Score	RPI	S	Opponent	Score	
								58	A	Old Dominion	53 69	117	A	Wake Forest	61 63	
												129	A	Lehigh	41 62	
												139	A	High Point	51 83	
												148	H	William & Mary	44 55	
												203	A	Ole Miss	42 60	
												207	H	Navy	65 58	
												240	H	Campbell	49 57	
												267	N	Liberty	66 53	
												275	H	Bethune-Cookman	57 50	
												276	A	La Salle	52 62	
												300	A	Coppin St.	68 63	
												312	A	South Carolina St.	57 50	
												338	A	Savannah St.	78 42	
												345	H	Florida A&M	60 58	
												346	H	Longwood	74 42	
												348	H	Delaware St.	63 50	

LAST 12 Division I GAMES:																
				300	A	Coppin St.	68 63					267	N	Liberty	66 53	
				345	H	Florida A&M	60 58					312	A	South Carolina St.	57 50	
				348	H	Delaware St.	63 50					338	A	Savannah St.	78 42	
				117	A	Wake Forest	61 63					275	H	Bethune-Cookman	57 50	
				148	H	William & Mary	44 55					346	H	Longwood	74 42	
				139	A	High Point	51 83					276	A	La Salle	52 62	

Non-Div I Games: Cheyney 93 40 Saint Augustine's 71 38

Norfolk St.

Loss, Non-Conf, S Site, H Home A Away N Neutral

Average RPI Win: 256

Average RPI Loss: 139

WON-LOST
RECORDWINNING
PCT. RANKLAST 10
GAMESSTRENGTH OF
SCHEDULEOPP. STRENGTH
OF SCHEDULETEAM
RPIADJ.
RPICONF.
RPIADJ CONF.
RPI

DIV. I ONLY	10- 2	26	8-2	336	200	155	155	25	25
DIV. I NON-CONF.	5- 1	37	0- 0	347	96	159	159	27	27

TOTALS	RPI 1-25	RPI 26-50	W-L RECORDS	RPI 51-100	RPI 101-150	RPI 150+			
10- 2	0- 0	0- 0	OVERALL	0- 1	0- 0	10- 1			
4- 1	0- 0	0- 0	HOME	0- 1	0- 0	4- 0			
4- 1	0- 0	0- 0	AWAY	0- 0	0- 0	4- 1			
2- 0	0- 0	0- 0	NEUTRAL	0- 0	0- 0	2- 0			
5- 1	0- 0	0- 0	NON-CONFERENCE	0- 0	0- 0	5- 1			
1- 0	0- 0	0- 0	HOME	0- 0	0- 0	1- 0			
2- 1	0- 0	0- 0	AWAY	0- 0	0- 0	2- 1			
2- 0	0- 0	0- 0	NEUTRAL	0- 0	0- 0	2- 0			
5- 1	0- 0	0- 0	CONFERENCE	0- 1	0- 0	5- 0			
3- 1	0- 0	0- 0	HOME	0- 1	0- 0	3- 0			
2- 0	0- 0	0- 0	AWAY	0- 0	0- 0	2- 0			
0- 0	0- 0	0- 0	NEUTRAL	0- 0	0- 0	0- 0			

RPI 1-25				RPI 26-50				RPI 51-100				RPI 101+				Team's RPI: 155
RPI	S	Opponent	Score	RPI	S	Opponent	Score	RPI	S	Opponent	Score	RPI	S	Opponent	Score	
								93	H	FGCU	52 68	164	A	Vanderbilt	74 71	
												184	A	Xavier	81 94	
												195	A	Jacksonville	62 59	
												202	N	Southeast Mo. St.	80 67	
												227	H	Alabama St.	68 42	
												248	H	Stetson	71 55	
												289	H	Kennesaw St.	80 55	
												294	A	Mississippi Val.	86 72	
												299	A	North Florida	70 64	
												315	H	NJIT	72 60	
												328	N	Western Caro.	89 66	
												328	N	Western Caro.	89 66	
LAST 12 Division I GAMES:																
				93	H	FGCU	52 68	289	H	Kennesaw St.	80 55					
				299	A	North Florida	70 64	248	H	Stetson	71 55					
				294	A	Mississippi Val.	86 72	195	A	Jacksonville	62 59					
				184	A	Xavier	81 94	315	H	NJIT	72 60					
				328	N	Western Caro.	89 66	227	H	Alabama St.	68 42					
				202	N	Southeast Mo. St.	80 67	164	A	Vanderbilt	74 71					

Non-Div I Games:

Stillman

99 43

Martin Methodist

79 48

Lane

98 57

Blue Mountain (MS) 70 42
North Ala.

Average RPI	Win:	141	WON-LOST	WINNING	LAST 10	STRENGTH OF	OPP. STRENGTH	TEAM	ADJ.	CONF.	ADJ CONF.
Average RPI	Loss:	48	RECORD	PCT. RANK	GAMES	SCHEDULE	OF SCHEDULE	RPI	RPI	RPI	RPI
DIV. I ONLY	11- 9	150	5-5	10	55	43	43	1	1		
DIV. I NON-CONF.	9- 5	105	0- 0	40	102	55	55	1	1		

TOTALS	RPI 1-25	RPI 26-50	W-L RECORDS	RPI 51-100	RPI 101-150	RPI 150+					
11- 9	0- 4	1- 1	OVERALL	3- 2	4- 2	3- 0					
6- 2	0- 1	0- 0	HOME	1- 1	3- 0	2- 0					
2- 5	0- 2	0- 1	AWAY	1- 0	0- 2	1- 0					
3- 2	0- 1	1- 0	NEUTRAL	1- 1	1- 0	0- 0					
9- 5	0- 1	1- 0	NON-CONFERENCE	2- 2	3- 2	3- 0					
5- 1	0- 0	0- 0	HOME	1- 1	2- 0	2- 0					
1- 2	0- 0	0- 0	AWAY	0- 0	0- 2	1- 0					
3- 2	0- 1	1- 0	NEUTRAL	1- 1	1- 0	0- 0					
2- 4	0- 3	0- 1	CONFERENCE	1- 0	1- 0	0- 0					
1- 1	0- 1	0- 0	HOME	0- 0	1- 0	0- 0					
1- 3	0- 2	0- 1	AWAY	1- 0	0- 0	0- 0					
0- 0	0- 0	0- 0	NEUTRAL	0- 0	0- 0	0- 0					

RPI	S	Opponent	Score	RPI	S	Opponent	Score	Team's RPI: 43	RPI	S	Opponent	Score	RPI	S	Opponent	Score
3	A	Louisville	66 73	30	A	Miami (FL)	68 76		57	N	Auburn	81 86	111	A	Ohio St.	69 76
8	A	Syracuse	77 90	44	N	UCLA	83 49		59	H	Maine	73 85	117	H	Wake Forest	84 61
19	N	Kentucky	75 85						78	N	Rice	71 50	123	A	Colorado	74 86
25	H	Florida St.	63 64						81	A	Virginia Tech	81 69	134	H	UNCW	82 55
									86	H	Kent St.	73 60	135	N	South Fla.	71 69
													137	H	VCU	59 47
													193	A	Elon	100 69
													223	H	Howard	85 63
													318	H	UNC Greensboro	83 62

LAST 12 Division I GAMES:																
25	H	Florida St.	63 64	81	A	Virginia Tech	81 69		30	A	Miami (FL)	68 76	117	H	Wake Forest	84 61
3	A	Louisville	66 73	59	H	Maine	73 85		8	A	Syracuse	77 90	134	H	UNCW	82 55
223	H	Howard	85 63	78	N	Rice	71 50		134	H	UNCW	82 55	59	H	Maine	73 85
57	N	Auburn	81 86	318	H	UNC Greensboro	83 62									

Non-Div I Games:

North Carolina

Average RPI Win:	263	WON-LOST	WINNING	LAST 10	STRENGTH OF	OPP. STRENGTH	TEAM	ADJ.	CONF.	ADJ CONF.
Average RPI Loss:	135	RECORD	PCT. RANK	GAMES	SCHEDULE	OF SCHEDULE	RPI	RPI	RPI	RPI
DIV. I ONLY	7- 13	253	5-5	226	135	220	220	18	18	
DIV. I NON-CONF.	4- 8	241	0- 0	199	73	193	193	16	16	

TOTALS	RPI 1-25	RPI 26-50	W-L RECORDS	RPI 51-100	RPI 101-150	RPI 150+				
7- 13	0- 2	0- 2	OVERALL	0- 2	0- 1	7- 6				
2- 4	0- 0	0- 2	HOME	0- 0	0- 0	2- 2				
3- 9	0- 2	0- 0	AWAY	0- 2	0- 1	3- 4				
2- 0	0- 0	0- 0	NEUTRAL	0- 0	0- 0	2- 0				
4- 8	0- 2	0- 0	NON-CONFERENCE	0- 2	0- 0	4- 4				
0- 1	0- 0	0- 0	HOME	0- 0	0- 0	0- 1				
2- 7	0- 2	0- 0	AWAY	0- 2	0- 0	2- 3				
2- 0	0- 0	0- 0	NEUTRAL	0- 0	0- 0	2- 0				
3- 5	0- 0	0- 2	CONFERENCE	0- 0	0- 1	3- 2				
2- 3	0- 0	0- 2	HOME	0- 0	0- 0	2- 1				
1- 2	0- 0	0- 0	AWAY	0- 0	0- 1	1- 1				
0- 0	0- 0	0- 0	NEUTRAL	0- 0	0- 0	0- 0				

RPI 1-25				RPI 26-50				RPI 51-100				RPI 101+ Team's RPI: 220			
RPI	S	Opponent	Score	RPI	S	Opponent	Score	RPI	S	Opponent	Score	RPI	S	Opponent	Score
8	A	Syracuse	49 85	29	H	South Dakota	50 80	79	A	UNI	60 64	149	A	Denver	66 87
12	A	Iowa St.	35 87	31	H	South Dakota St.	48 66	98	A	Penn St.	68 75	169	A	Oral Roberts	75 67
												176	A	Rhode Island	63 77
												182	A	Illinois St.	55 67
												183	A	Massachusetts	59 52
												192	H	Milwaukee	46 64
												235	N	San Francisco	100 97
												242	H	Western Ill.	80 92
												248	A	Stetson	63 74
												290	N	Western Mich.	62 50
												303	A	North Dakota St.	57 69
												309	A	Valparaiso	62 56
												317	H	Omaha	68 57
												335	H	Purdue Fort Wayne	79 60
LAST 12 Division I GAMES:															
317	H	Omaha	68 57	29	H	South Dakota	50 80	303	A	North Dakota St.	57 69				
149	A	Denver	66 87	31	H	South Dakota St.	48 66	242	H	Western Ill.	80 92				
169	A	Oral Roberts	75 67	248	A	Stetson	63 74	12	A	Iowa St.	35 87				
335	H	Purdue Fort Wayne	79 60												
235	N	San Francisco	100 97												
290	N	Western Mich.	62 50												

Non-Div I Games: Mayville St. 84 50

North Dakota

Average RPI Win:	283	WON-LOST	WINNING	LAST 10	STRENGTH OF	OPP. STRENGTH	TEAM	ADJ.	CONF.	ADJ CONF.
Average RPI Loss:	154	RECORD	PCT. RANK	GAMES	SCHEDULE	OF SCHEDULE	RPI	RPI	RPI	RPI
DIV. I ONLY	5- 13	282	4-6	279	180	303	303	18	18	
DIV. I NON-CONF.	2- 9	297	0- 0	300	169	331	331	16	16	

TOTALS	RPI 1-25	RPI 26-50	W-L RECORDS	RPI 51-100	RPI 101-150	RPI 150+				
5- 13	0- 0	0- 2	OVERALL	0- 2	0- 2	5- 7				
4- 4	0- 0	0- 1	HOME	0- 1	0- 0	4- 2				
1- 7	0- 0	0- 1	AWAY	0- 1	0- 2	1- 3				
0- 2	0- 0	0- 0	NEUTRAL	0- 0	0- 0	0- 2				
2- 9	0- 0	0- 0	NON-CONFERENCE	0- 2	0- 1	2- 6				
1- 3	0- 0	0- 0	HOME	0- 1	0- 0	1- 2				
1- 4	0- 0	0- 0	AWAY	0- 1	0- 1	1- 2				
0- 2	0- 0	0- 0	NEUTRAL	0- 0	0- 0	0- 2				
3- 4	0- 0	0- 2	CONFERENCE	0- 0	0- 1	3- 1				
3- 1	0- 0	0- 1	HOME	0- 0	0- 0	3- 0				
0- 3	0- 0	0- 1	AWAY	0- 0	0- 1	0- 1				
0- 0	0- 0	0- 0	NEUTRAL	0- 0	0- 0	0- 0				

RPI 1-25				RPI 26-50				RPI 51-100				RPI 101+ Team's RPI: 303			
RPI	S	Opponent	Score	RPI	S	Opponent	Score	RPI	S	Opponent	Score	RPI	S	Opponent	Score
				29	H	South Dakota	41 67	68	H	Creighton	51 86	110	A	Northern Ill.	63 81
				31	A	South Dakota St.	33 86	74	A	Pacific	68 75	149	A	Denver	54 81
												177	A	Wisconsin	53 64
												186	N	North Texas	78 92
												190	H	UMKC	59 69
												192	H	Milwaukee	55 57
												220	H	North Dakota	69 57
												235	N	San Francisco	42 75
												242	H	Western Ill.	68 60
												248	A	Stetson	59 60
												309	A	Valparaiso	51 48
												310	H	New Hampshire	56 51
												317	A	Omaha	61 78
												335	H	Purdue Fort Wayne	70 54
LAST 12 Division I GAMES:															
				317	A	Omaha	61 78	31	A	South Dakota St.	33 86				
				29	H	South Dakota	41 67	220	H	North Dakota	69 57				
				335	H	Purdue Fort Wayne	70 54	149	A	Denver	54 81				
				248	A	Stetson	59 60	242	H	Western Ill.	68 60				
				235	N	San Francisco	42 75	192	H	Milwaukee	55 57				
				309	A	Valparaiso	51 48	190	H	UMKC	59 69				

Non-Div I Games: Mayville St. 49 43

North Dakota St.

Average RPI Win: 312
Average RPI Loss: 174

WON-LOST
RECORD

WINNING
PCT. RANK

LAST 10
GAMES

STRENGTH OF
SCHEDULE

OPP. STRENGTH
OF SCHEDULE

TEAM
RPI

ADJ.
RPI

CONF.
RPI

ADJ CONF.
RPI

DIV. I ONLY	5- 10	254	3-7	281	283	299	299	25	25
DIV. I NON-CONF.	3- 6	241	0- 0	304	270	314	314	27	27
<hr/>									
TOTALS	RPI 1-25	RPI 26-50	W-L RECORDS	RPI 51-100	RPI 101-150	RPI 150+			
5- 10	0- 1	0- 1	OVERALL	0- 1	0- 0	5- 7			
4- 4	0- 0	0- 0	HOME	0- 1	0- 0	4- 3			
1- 6	0- 1	0- 1	AWAY	0- 0	0- 0	1- 4			
0- 0	0- 0	0- 0	NEUTRAL	0- 0	0- 0	0- 0			
3- 6	0- 1	0- 1	NON-CONFERENCE	0- 0	0- 0	3- 4			
3- 1	0- 0	0- 0	HOME	0- 0	0- 0	3- 1			
0- 5	0- 1	0- 1	AWAY	0- 0	0- 0	0- 3			
0- 0	0- 0	0- 0	NEUTRAL	0- 0	0- 0	0- 0			
2- 4	0- 0	0- 0	CONFERENCE	0- 1	0- 0	2- 3			
1- 3	0- 0	0- 0	HOME	0- 1	0- 0	1- 2			
1- 1	0- 0	0- 0	AWAY	0- 0	0- 0	1- 1			
0- 0	0- 0	0- 0	NEUTRAL	0- 0	0- 0	0- 0			

RPI 1-25				RPI 26-50				RPI 51-100				RPI 101+ Team's RPI: 299			
RPI	S	Opponent	Score	RPI	S	Opponent	Score	RPI	S	Opponent	Score	RPI	S	Opponent	Score
25	A	Florida St.	53 74	27	A	Indiana	52 75	93	H	FGCU	66 105	155	H	North Ala.	64 70
												195	H	Jacksonville	72 80
												203	A	Ole Miss	69 82
												214	A	Colorado St.	59 61
												248	H	Stetson	71 57
												267	A	Liberty	53 69
												275	A	Bethune-Cookman	60 76
												281	H	Alabama A&M	62 63
												308	H	FIU	62 53
												325	A	Lipscomb	68 53
												336	H	Charleston So.	82 76
												345	H	Florida A&M	64 53
<hr/>															
LAST 12 Division I GAMES:															
325	A	Lipscomb	68 53	195	H	Jacksonville	72 80	267	A	Liberty	53 69	248	H	Stetson	71 57
155	H	North Ala.	64 70	93	H	FGCU	66 105	214	A	Colorado St.	59 61	336	H	Charleston So.	82 76
203	A	Ole Miss	69 82	275	A	Bethune-Cookman	60 76								
281	H	Alabama A&M	62 63	308	H	FIU	62 53								

Non-Div I Games: Trinity Baptist 99 40 Warner 67 36

North Florida

Loss, Non-Conf, S Site, H Home A Away N Neutral

Average RPI Win:	229	WON-LOST	WINNING	LAST 10	STRENGTH OF	OPP. STRENGTH	TEAM	ADJ.	CONF.	ADJ CONF.
Average RPI Loss:	125	RECORD	PCT. RANK	GAMES	SCHEDULE	OF SCHEDULE	RPI	RPI	RPI	RPI
DIV. I ONLY	7- 8	196	6-4	166	155	186	186	15	15	
DIV. I NON-CONF.	4- 5	190	0- 0	185	136	226	226	18	18	

TOTALS	RPI 1-25	RPI 26-50	W-L RECORDS	RPI 51-100	RPI 101-150	RPI 150+				
7- 8	0- 1	0- 1	OVERALL	1- 2	1- 1	5- 3				
4- 3	0- 1	0- 0	HOME	1- 0	0- 0	3- 2				
2- 4	0- 0	0- 1	AWAY	0- 1	1- 1	1- 1				
1- 1	0- 0	0- 0	NEUTRAL	0- 1	0- 0	1- 0				
4- 5	0- 1	0- 1	NON-CONFERENCE	1- 1	0- 0	3- 2				
3- 2	0- 1	0- 0	HOME	1- 0	0- 0	2- 1				
0- 2	0- 0	0- 1	AWAY	0- 0	0- 0	0- 1				
1- 1	0- 0	0- 0	NEUTRAL	0- 1	0- 0	1- 0				
3- 3	0- 0	0- 0	CONFERENCE	0- 1	1- 1	2- 1				
1- 1	0- 0	0- 0	HOME	0- 0	0- 0	1- 1				
2- 2	0- 0	0- 0	AWAY	0- 1	1- 1	1- 0				
0- 0	0- 0	0- 0	NEUTRAL	0- 0	0- 0	0- 0				

RPI 1-25				RPI 26-50				RPI 51-100				RPI 101+				Team's RPI: 186
RPI	S	Opponent	Score	RPI	S	Opponent	Score	RPI	S	Opponent	Score	RPI	S	Opponent	Score	
23	H	Texas	54 64	42	A	Kansas St.	42 60	77	N	Wyoming	49 53	143	A	Louisiana Tech	65 54	
								78	A	Rice	52 64	147	A	UAB	60 70	
								87	H	Missouri St.	83 76	159	H	Utah St.	41 57	
												191	A	Southern Miss.	62 48	
												208	A	SMU	66 73	
												265	H	UTSA	54 57	
												266	H	UTEP	70 51	
												284	H	CSU Bakersfield	71 59	
												303	N	North Dakota St.	92 78	
												330	H	Houston Baptist	100 75	

LAST 12 Division I GAMES:																
191	A	Southern Miss.	62 48	147	A	UAB	60 70									
143	A	Louisiana Tech	65 54	78	A	Rice	52 64									
284	H	CSU Bakersfield	71 59	265	H	UTSA	54 57									
159	H	Utah St.	41 57	266	H	UTEP	70 51									
330	H	Houston Baptist	100 75	208	A	SMU	66 73									
87	H	Missouri St.	83 76	303	N	North Dakota St.	92 78									

Non-Div I Games: Mid-Amer. Christian 82 35 Xavier (LA) 59 46 Okla. Panhandle 93 52

North Texas

Average RPI Win:	178	WON-LOST	WINNING	LAST 10	STRENGTH OF	OPP. STRENGTH	TEAM	ADJ.	CONF.	ADJ CONF.
Average RPI Loss:	100	RECORD	PCT. RANK	GAMES	SCHEDULE	OF SCHEDULE	RPI	RPI	RPI	RPI
DIV. I ONLY	13- 4	41	6-4	120	138	54	54	10	10	
DIV. I NON-CONF.	10- 1	18	0- 0	183	146	32	32	13	13	

TOTALS	RPI 1-25	RPI 26-50	W-L RECORDS	RPI 51-100	RPI 101-150	RPI 150+				
13- 4	0- 0	0- 1	OVERALL	2- 0	3- 3	8- 0				
9- 1	0- 0	0- 0	HOME	1- 0	2- 1	6- 0				
4- 3	0- 0	0- 1	AWAY	1- 0	1- 2	2- 0				
0- 0	0- 0	0- 0	NEUTRAL	0- 0	0- 0	0- 0				
10- 1	0- 0	0- 0	NON-CONFERENCE	2- 0	2- 1	6- 0				
6- 0	0- 0	0- 0	HOME	1- 0	1- 0	4- 0				
4- 1	0- 0	0- 0	AWAY	1- 0	1- 1	2- 0				
0- 0	0- 0	0- 0	NEUTRAL	0- 0	0- 0	0- 0				
3- 3	0- 0	0- 1	CONFERENCE	0- 0	1- 2	2- 0				
3- 1	0- 0	0- 0	HOME	0- 0	1- 1	2- 0				
0- 2	0- 0	0- 1	AWAY	0- 0	0- 1	0- 0				
0- 0	0- 0	0- 0	NEUTRAL	0- 0	0- 0	0- 0				

RPI 1-25				RPI 26-50				RPI 51-100				Team's RPI : 54				RPI 101+			
RPI	S	Opponent	Score	RPI	S	Opponent	Score	RPI	S	Opponent	Score	RPI	S	Opponent	Score	RPI	S	Opponent	Score
				49	A	James Madison	49 84									101	A	Towson	83 88
								59	H	Maine	63 55					108	A	Dayton	84 79
								90	A	Providence	65 59					121	H	Drexel	59 61
																128	A	Marist	84 90
																131	H	Fordham	58 54
																148	H	William & Mary	88 74
																178	H	Boston U.	81 51
																181	H	Delaware	75 62
																183	H	Massachusetts	53 52
																193	H	Elon	79 71
																211	A	Florida	79 66
																219	H	Air Force	54 41
																301	A	Fairfield	59 50
																310	H	New Hampshire	69 54
LAST 12 Division I GAMES:																			
				148	H	William & Mary	88 74					181	H	Delaware	75 62				
				193	H	Elon	79 71					121	H	Drexel	59 61				
				59	H	Maine	63 55					49	A	James Madison	49 84				
				128	A	Marist	84 90					101	A	Towson	83 88				
				90	A	Providence	65 59					183	H	Massachusetts	53 52				
				301	A	Fairfield	59 50					211	A	Florida	79 66				

Non-Div I Games:

Northeastern

Average RPI Win:	230	WON-LOST	WINNING	LAST 10	STRENGTH OF	OPP. STRENGTH	TEAM	ADJ.	CONF.	ADJ CONF.
Average RPI Loss:	150	RECORD	PCT. RANK	GAMES	SCHEDULE	OF SCHEDULE	RPI	RPI	RPI	RPI
DIV. I ONLY	5- 11	264	1-9	223	148	253	253	16	16	
DIV. I NON-CONF.	4- 5	190	0- 1	205	92	189	189	11	11	

TOTALS	RPI 1-25	RPI 26-50	W-L RECORDS	RPI 51-100	RPI 101-150	RPI 150+				
5- 11	0- 0	0- 2	OVERALL	0- 0	2- 3	3- 6				
3- 3	0- 0	0- 1	HOME	0- 0	1- 1	2- 1				
2- 7	0- 0	0- 1	AWAY	0- 0	1- 2	1- 4				
0- 1	0- 0	0- 0	NEUTRAL	0- 0	0- 0	0- 1				
4- 5	0- 0	0- 2	NON-CONFERENCE	0- 0	2- 1	2- 2				
2- 1	0- 0	0- 1	HOME	0- 0	1- 0	1- 0				
2- 3	0- 0	0- 1	AWAY	0- 0	1- 1	1- 1				
0- 1	0- 0	0- 0	NEUTRAL	0- 0	0- 0	0- 1				
1- 6	0- 0	0- 0	CONFERENCE	0- 0	0- 2	1- 4				
1- 2	0- 0	0- 0	HOME	0- 0	0- 1	1- 1				
0- 4	0- 0	0- 0	AWAY	0- 0	0- 1	0- 3				
0- 0	0- 0	0- 0	NEUTRAL	0- 0	0- 0	0- 0				

RPI	S	Opponent	Score	RPI	S	Opponent	Score	RPI	S	Opponent	Score	RPI	S	Opponent	Score
47	H	New Mexico	55 84	50	A	Arizona	47 71					106	H	Idaho St.	69 80
												112	A	Loyola Marymount	63 62
												115	A	Washington	59 81
												120	H	Fresno St.	86 73
												140	A	Portland St.	55 72
												151	A	Montana St.	70 80
												152	A	Montana	62 78
												208	N	SMU	48 55
												214	A	Colorado St.	54 65
												218	H	Southern Utah	76 82
												251	A	Sacramento St.	61 65
												270	H	California Baptist	91 88
												311	H	Weber St.	74 64
												337	A	Seattle U	65 58
LAST 12 Division I GAMES:															
106	H	Idaho St.	69 80	208	N	SMU	48 55								
311	H	Weber St.	74 64	140	A	Portland St.	55 72								
151	A	Montana St.	70 80	251	A	Sacramento St.	61 65								
152	A	Montana	62 78	218	H	Southern Utah	76 82								
50	A	Arizona	47 71	214	A	Colorado St.	54 65								
47	H	New Mexico	55 84	112	A	Loyola Marymount	63 62								

Non-Div I Games:

Northern Ariz.

Average RPI Win:	175	WON-LOST	WINNING	LAST 10	STRENGTH OF	OPP. STRENGTH	TEAM	ADJ.	CONF.	ADJ CONF.
Average RPI Loss:	146	RECORD	PCT. RANK	GAMES	SCHEDULE	OF SCHEDULE	RPI	RPI	RPI	RPI
DIV. I ONLY	12- 6	83	7-3	209	76	109	109	16	16	
DIV. I NON-CONF.	5- 4	139	0- 0	204	16	100	100	11	11	

TOTALS	RPI 1-25	RPI 26-50	W-L RECORDS	RPI 51-100	RPI 101-150	RPI 150+				
12- 6	0- 1	0- 0	OVERALL	0- 1	5- 1	7- 3				
6- 2	0- 0	0- 0	HOME	0- 0	4- 0	2- 2				
6- 4	0- 1	0- 0	AWAY	0- 1	1- 1	5- 1				
0- 0	0- 0	0- 0	NEUTRAL	0- 0	0- 0	0- 0				
5- 4	0- 1	0- 0	NON-CONFERENCE	0- 1	2- 1	3- 1				
3- 0	0- 0	0- 0	HOME	0- 0	2- 0	1- 0				
2- 4	0- 1	0- 0	AWAY	0- 1	0- 1	2- 1				
0- 0	0- 0	0- 0	NEUTRAL	0- 0	0- 0	0- 0				
7- 2	0- 0	0- 0	CONFERENCE	0- 0	3- 0	4- 2				
3- 2	0- 0	0- 0	HOME	0- 0	2- 0	1- 2				
4- 0	0- 0	0- 0	AWAY	0- 0	1- 0	3- 0				
0- 0	0- 0	0- 0	NEUTRAL	0- 0	0- 0	0- 0				

RPI 1-25				RPI 26-50				RPI 51-100				RPI 101+				Team's RPI: 109
RPI	S	Opponent	Score	RPI	S	Opponent	Score	RPI	S	Opponent	Score	RPI	S	Opponent	Score	
20	A	BYU	50 70					52	A	LSU	57 62	106	H	Idaho St.	60 56	
												123	A	Colorado	69 77	
												125	A	Idaho	86 72	
												132	H	Chattanooga	68 65	
												140	H	Portland St.	79 63	
												149	H	Denver	74 66	
												151	H	Montana St.	66 79	
												152	A	Montana	73 62	
												173	A	Eastern Wash.	67 62	
												208	H	SMU	58 57	
												214	A	Colorado St.	53 47	
												218	A	Southern Utah	71 44	
												219	A	Air Force	57 69	
												235	A	San Francisco	68 63	
												251	H	Sacramento St.	82 69	
												311	H	Weber St.	54 55	

LAST 12 Division I GAMES:																
152	A	Montana	73 62	218	A	Southern Utah	71 44									
173	A	Eastern Wash.	67 62	106	H	Idaho St.	60 56									
125	A	Idaho	86 72	311	H	Weber St.	54 55									
140	H	Portland St.	79 63	151	H	Montana St.	66 79									
251	H	Sacramento St.	82 69	132	H	Chattanooga	68 65									
20	A	BYU	50 70	208	H	SMU	58 57									

Non-Div I Games:

Northern Colo.

Average RPI Win:	207	WON-LOST	WINNING	LAST 10	STRENGTH OF	OPP. STRENGTH	TEAM	ADJ.	CONF.	ADJ CONF.
Average RPI Loss:	71	RECORD	PCT. RANK	GAMES	SCHEDULE	OF SCHEDULE	RPI	RPI	RPI	RPI
DIV. I ONLY	11- 7	113	7-3	106	131	110	110	8	8	
DIV. I NON-CONF.	8- 4	91	1- 0	230	130	107	107	8	8	

TOTALS	RPI 1-25	RPI 26-50	W-L RECORDS	RPI 51-100	RPI 101-150	RPI 150+				
11- 7	0- 2	0- 2	OVERALL	2- 1	1- 0	8- 2				
8- 2	0- 1	0- 1	HOME	2- 0	1- 0	5- 0				
1- 5	0- 1	0- 1	AWAY	0- 1	0- 0	1- 2				
2- 0	0- 0	0- 0	NEUTRAL	0- 0	0- 0	2- 0				
8- 4	0- 1	0- 1	NON-CONFERENCE	1- 0	1- 0	6- 2				
6- 0	0- 0	0- 0	HOME	1- 0	1- 0	4- 0				
0- 4	0- 1	0- 1	AWAY	0- 0	0- 0	0- 2				
2- 0	0- 0	0- 0	NEUTRAL	0- 0	0- 0	2- 0				
3- 3	0- 1	0- 1	CONFERENCE	1- 1	0- 0	2- 0				
2- 2	0- 1	0- 1	HOME	1- 0	0- 0	1- 0				
1- 1	0- 0	0- 0	AWAY	0- 1	0- 0	1- 0				
0- 0	0- 0	0- 0	NEUTRAL	0- 0	0- 0	0- 0				

RPI 1-25				RPI 26-50				RPI 51-100				RPI 101+ Team's RPI: 110			
RPI	S	Opponent	Score	RPI	S	Opponent	Score	RPI	S	Opponent	Score	RPI	S	Opponent	Score
12	A	Iowa St.	60 70	27	A	Indiana	73 91	79	H	UNI	70 59	104	H	Yale	89 80
21	H	Central Mich.	66 89	33	H	Ohio	53 69	86	A	Kent St.	78 87	152	A	Montana	70 86
								92	H	Miami (OH)	82 71	166	A	Southern Ill.	73 82
												180	H	Akron	70 59
												205	H	Brown	109 102
												237	N	Nevada	98 69
												239	A	Bowling Green	66 52
												242	N	Western Ill.	86 61
												254	H	Eastern Ill.	78 59
												303	H	North Dakota St.	81 63
												344	H	Chicago St.	114 52

LAST 12 Division I GAMES:															
180	H	Akron	70 59	237	N	Nevada	98 69	79	H	UNI	70 59				
239	A	Bowling Green	66 52	12	A	Iowa St.	60 70	33	H	Ohio	53 69				
21	H	Central Mich.	66 89	344	H	Chicago St.	114 52								
86	A	Kent St.	78 87	254	H	Eastern Ill.	78 59								
92	H	Miami (OH)	82 71												
205	H	Brown	109 102												

Non-Div I Games:

Northern Ill.

Average RPI Win:	285	WON-LOST	WINNING	LAST 10	STRENGTH OF	OPP. STRENGTH	TEAM	ADJ.	CONF.	ADJ CONF.
Average RPI Loss:	144	RECORD	PCT. RANK	GAMES	SCHEDULE	OF SCHEDULE	RPI	RPI	RPI	RPI
DIV. I ONLY	3- 14	316	3-7	152	235	287	287	20	20	
DIV. I NON-CONF.	0- 9	336	0- 0	93	214	307	307	19	19	

TOTALS	RPI 1-25	RPI 26-50	W-L RECORDS	RPI 51-100	RPI 101-150	RPI 150+				
3- 14	0- 1	0- 0	OVERALL	0- 5	0- 2	3- 6				
2- 4	0- 0	0- 0	HOME	0- 3	0- 0	2- 1				
1- 7	0- 1	0- 0	AWAY	0- 2	0- 2	1- 2				
0- 3	0- 0	0- 0	NEUTRAL	0- 0	0- 0	0- 3				
0- 9	0- 1	0- 0	NON-CONFERENCE	0- 3	0- 0	0- 5				
0- 2	0- 0	0- 0	HOME	0- 1	0- 0	0- 1				
0- 4	0- 1	0- 0	AWAY	0- 2	0- 0	0- 1				
0- 3	0- 0	0- 0	NEUTRAL	0- 0	0- 0	0- 3				
3- 5	0- 0	0- 0	CONFERENCE	0- 2	0- 2	3- 1				
2- 2	0- 0	0- 0	HOME	0- 2	0- 0	2- 0				
1- 3	0- 0	0- 0	AWAY	0- 0	0- 2	1- 1				
0- 0	0- 0	0- 0	NEUTRAL	0- 0	0- 0	0- 0				

RPI 1-25				RPI 26-50				RPI 51-100				RPI 101+				Team's RPI: 287
RPI	S	Opponent	Score	RPI	S	Opponent	Score	RPI	S	Opponent	Score	RPI	S	Opponent	Score	
3	A	Louisville	59 92					64	H	Green Bay	61 81	122	A	Youngstown St.	66 77	
								72	H	Belmont	53 71	138	A	IUPUI	48 70	
								82	H	Wright St.	55 61	157	N	Pepperdine	46 51	
								86	A	Kent St.	61 62	180	N	Akron	60 77	
								90	A	Providence	43 48	182	H	Illinois St.	53 58	
												192	H	Milwaukee	55 54	
												261	A	Cleveland St.	47 76	
												276	N	La Salle	56 74	
												304	A	Austin Peay	48 52	
												331	A	UIC	67 49	
												333	H	Detroit Mercy	68 56	
LAST 12 Division I GAMES:																
64	H	Green Bay	61 81	333	H	Detroit Mercy	68 56									
192	H	Milwaukee	55 54	122	A	Youngstown St.	66 77									
138	A	IUPUI	48 70	261	A	Cleveland St.	47 76									
331	A	UIC	67 49	82	H	Wright St.	55 61									
157	N	Pepperdine	46 51	276	N	La Salle	56 74									
90	A	Providence	43 48	3	A	Louisville	59 92									

Non-Div I Games: Alderson Broaddus 73 32

Northern Ky.

Average RPI Win:	158	WON-LOST	WINNING	LAST 10	STRENGTH OF	OPP. STRENGTH	TEAM	ADJ.	CONF.	ADJ CONF.
Average RPI Loss:	48	RECORD	PCT. RANK	GAMES	SCHEDULE	OF SCHEDULE	RPI	RPI	RPI	RPI
DIV. I ONLY	12- 7	98	6-4	70	31	69	69	4	4	
DIV. I NON-CONF.	7- 4	109	0- 1	176	45	121	121	5	5	

TOTALS	RPI 1-25	RPI 26-50	W-L RECORDS	RPI 51-100	RPI 101-150	RPI 150+				
12- 7	0- 2	2- 2	OVERALL	3- 2	1- 1	6- 0				
7- 3	0- 1	1- 1	HOME	1- 0	1- 1	4- 0				
4- 3	0- 1	1- 1	AWAY	2- 1	0- 0	1- 0				
1- 1	0- 0	0- 0	NEUTRAL	0- 1	0- 0	1- 0				
7- 4	0- 1	0- 1	NON-CONFERENCE	2- 1	1- 1	4- 0				
4- 2	0- 1	0- 0	HOME	1- 0	1- 1	2- 0				
2- 1	0- 0	0- 1	AWAY	1- 0	0- 0	1- 0				
1- 1	0- 0	0- 0	NEUTRAL	0- 1	0- 0	1- 0				
5- 3	0- 1	2- 1	CONFERENCE	1- 1	0- 0	2- 0				
3- 1	0- 0	1- 1	HOME	0- 0	0- 0	2- 0				
2- 2	0- 1	1- 0	AWAY	1- 1	0- 0	0- 0				
0- 0	0- 0	0- 0	NEUTRAL	0- 0	0- 0	0- 0				

RPI 1-25				RPI 26-50				RPI 51-100				RPI 101+			
RPI	S	Opponent	Score	RPI	S	Opponent	Score	RPI	S	Opponent	Score	RPI	S	Opponent	Score
11	H	Marquette	57 76	26	H	Purdue	54 57	51	H	Duke	84 58	116	H	Pittsburgh	49 52
16	A	Rutgers	41 45	27	A	Indiana	75 69	63	A	Michigan	78 79	133	H	UT Martin	90 64
				28	H	Michigan St.	70 62	64	A	Green Bay	57 55	171	H	Illinois	68 45
				36	A	DePaul	60 76	66	N	Kansas	57 66	177	H	Wisconsin	72 46
								84	A	Nebraska	58 54	211	A	Florida	83 74
												272	N	Wichita St.	65 43
												331	H	UIC	87 44
												344	H	Chicago St.	97 35

Team's RPI: 69															
LAST 12 Division I GAMES:															
				26	H	Purdue	54 57	66	N	Kansas	57 66				
				63	A	Michigan	78 79	84	A	Nebraska	58 54				
				28	H	Michigan St.	70 62	177	H	Wisconsin	72 46				
				171	H	Illinois	68 45	27	A	Indiana	75 69				
				16	A	Rutgers	41 45	344	H	Chicago St.	97 35				
				272	N	Wichita St.	65 43	11	H	Marquette	57 76				

Non-Div I Games:

Northwestern

Average RPI Win: 337
Average RPI Loss: 163

WON-LOST
RECORD

WINNING
PCT. RANK

LAST 10
GAMES

STRENGTH OF
SCHEDULE

OPP. STRENGTH
OF SCHEDULE

TEAM
RPI

ADJ.
RPI

CONF.
RPI

ADJ CONF.
RPI

DIV. I ONLY	2- 11	325	3-7	237	255	329	329	26	26
DIV. I NON-CONF.	1- 6	318	0- 0	258	141	329	329	24	24
<hr/>									
TOTALS	RPI 1-25	RPI 26-50	W-L RECORDS	RPI 51-100	RPI 101-150	RPI 150+			
2- 11	0- 1	0- 0	OVERALL	0- 2	0- 2	2- 6			
2- 2	0- 0	0- 0	HOME	0- 0	0- 0	2- 2			
0- 9	0- 1	0- 0	AWAY	0- 2	0- 2	0- 4			
0- 0	0- 0	0- 0	NEUTRAL	0- 0	0- 0	0- 0			
1- 6	0- 1	0- 0	NON-CONFERENCE	0- 1	0- 2	1- 2			
1- 1	0- 0	0- 0	HOME	0- 0	0- 0	1- 1			
0- 5	0- 1	0- 0	AWAY	0- 1	0- 2	0- 1			
0- 0	0- 0	0- 0	NEUTRAL	0- 0	0- 0	0- 0			
1- 5	0- 0	0- 0	CONFERENCE	0- 1	0- 0	1- 4			
1- 1	0- 0	0- 0	HOME	0- 0	0- 0	1- 1			
0- 4	0- 0	0- 0	AWAY	0- 1	0- 0	0- 3			
0- 0	0- 0	0- 0	NEUTRAL	0- 0	0- 0	0- 0			

RPI	S	Opponent	Score
23	A	Texas	66 104

RPI	S	Opponent	Score
-----	---	----------	-------

RPI	S	Opponent	Score
55	A	Arkansas	53 98
71	A	SFA	56 84

RPI	S	Opponent	Score
119	A	Al abama	73 87
142	A	Okl ahoma	56 93
172	H	Abilene Christian	63 72
191	A	Southern Miss.	54 69
201	A	Ni choll s St.	86 97
229	A	Sam Houston St.	55 66
274	A	A&M-Corpus Christi	55 79
314	H	La. -Monroe	55 63
323	H	McNeese	82 63
350	H	Al corn	78 65

LAST 12 Division I GAMES:

323	H	McNeese	82 63	229	A	Sam Houston St.	55 66
201	A	Ni choll s St.	86 97	172	H	Abilene Christian	63 72
23	A	Texas	66 104	71	A	SFA	56 84
119	A	Al abama	73 87	274	A	A&M-Corpus Christi	55 79
314	H	La. -Monroe	55 63	350	H	Al corn	78 65
191	A	Southern Miss.	54 69	142	A	Okl ahoma	56 93

Non-Div I Games:

Loyola (LA)

71 66

Central Baptist

82 56

LeTourneau

100 40

Centenary (LA)

94 51

Northwestern St.

Loss, Non-Conf, S Site, H Home A Away N Neutral

Average RPI	Win:	70	WON-LOST	WINNING	LAST 10	STRENGTH OF	OPP. STRENGTH	TEAM	ADJ.	CONF.	ADJ CONF.
Average RPI	Loss:	7	RECORD	PCT. RANK	GAMES	SCHEDULE	OF SCHEDULE	RPI	RPI	RPI	RPI
DIV. I ONLY		19- 1		2	10-0	1	6	1	1	1	1
DIV. I NON-CONF.		13- 1		9	1- 0	1	9	1	1	1	1

TOTALS	RPI 1-25		RPI 26-50		W-L RECORDS	RPI 51-100		RPI 101-150		RPI 150+	
19- 1	5- 1		3- 0		OVERALL	6- 0		4- 0		1- 0	
10- 1	2- 1		0- 0		HOME	3- 0		4- 0		1- 0	
6- 0	1- 0		2- 0		AWAY	3- 0		0- 0		0- 0	
3- 0	2- 0		1- 0		NEUTRAL	0- 0		0- 0		0- 0	
13- 1	4- 1		2- 0		NON-CONFERENCE	4- 0		2- 0		1- 0	
6- 1	1- 1		0- 0		HOME	2- 0		2- 0		1- 0	
4- 0	1- 0		1- 0		AWAY	2- 0		0- 0		0- 0	
3- 0	2- 0		1- 0		NEUTRAL	0- 0		0- 0		0- 0	
6- 0	1- 0		1- 0		CONFERENCE	2- 0		2- 0		0- 0	
4- 0	1- 0		0- 0		HOME	1- 0		2- 0		0- 0	
2- 0	0- 0		1- 0		AWAY	1- 0		0- 0		0- 0	
0- 0	0- 0		0- 0		NEUTRAL	0- 0		0- 0		0- 0	

RPI	S	Opponent	Score	RPI	S	Opponent	Score	RPI	S	Opponent	Score	RPI	S	Opponent	Score
3	H	Louisville	82 68	36	A	DePaul	101 77	53	A	Tennessee	77 62	116	H	Pittsburgh	100 44
7	H	UConn	71 89	37	A	Georgia Tech	76 55	65	H	Harvard	103 58	117	H	Wake Forest	78 48
10	H	Iowa	105 71	41	N	Oregon St.	91 81	75	A	Toledo	72 56	124	H	Western Ky.	94 53
11	A	Marquette	87 63					76	H	Boston College	92 63	129	H	Lehigh	95 68
13	N	Drake	82 64					81	A	Virginia Tech	80 51	232	H	Binghamton	103 53
14	N	Gonzaga	81 65					96	H	Penn	75 55				

LAST 12 Division I GAMES:															
81	A	Virginia Tech	80 51	41	N	Oregon St.	91 81	13	N	Drake	82 64	53	A	Tennessee	77 62
117	H	Wake Forest	78 48	37	A	Georgia Tech	76 55	76	H	Boston College	92 63	11	A	Marquette	87 63
3	H	Louisville	82 68	41	N	Oregon St.	91 81	11	A	Marquette	87 63	124	H	Western Ky.	94 53
116	H	Pittsburgh	100 44	13	N	Drake	82 64	124	H	Western Ky.	94 53				
129	H	Lehigh	95 68	53	A	Tennessee	77 62								

Non-Div I Games:

Notre Dame

Average RPI Win:	314	WON-LOST	WINNING	LAST 10	STRENGTH OF	OPP. STRENGTH	TEAM	ADJ.	CONF.	ADJ CONF.
Average RPI Loss:	130	RECORD	PCT. RANK	GAMES	SCHEDULE	OF SCHEDULE	RPI	RPI	RPI	RPI
DIV. I ONLY	2- 15	335	2-8	110	201	293	293	20	20	
DIV. I NON-CONF.	1- 8	322	0- 0	24	164	243	243	19	19	

TOTALS	RPI 1-25	RPI 26-50	W-L RECORDS	RPI 51-100	RPI 101-150	RPI 150+				
2- 15	0- 1	0- 2	OVERALL	0- 4	0- 2	2- 6				
2- 7	0- 0	0- 2	HOME	0- 2	0- 1	2- 2				
0- 7	0- 1	0- 0	AWAY	0- 2	0- 1	0- 3				
0- 1	0- 0	0- 0	NEUTRAL	0- 0	0- 0	0- 1				
1- 8	0- 1	0- 2	NON-CONFERENCE	0- 2	0- 0	1- 3				
1- 3	0- 0	0- 2	HOME	0- 1	0- 0	1- 0				
0- 4	0- 1	0- 0	AWAY	0- 1	0- 0	0- 2				
0- 1	0- 0	0- 0	NEUTRAL	0- 0	0- 0	0- 1				
1- 7	0- 0	0- 0	CONFERENCE	0- 2	0- 2	1- 3				
1- 4	0- 0	0- 0	HOME	0- 1	0- 1	1- 2				
0- 3	0- 0	0- 0	AWAY	0- 1	0- 1	0- 1				
0- 0	0- 0	0- 0	NEUTRAL	0- 0	0- 0	0- 0				

RPI 1-25				RPI 26-50				RPI 51-100				RPI 101+				Team's RPI: 293
RPI	S	Opponent	Score	RPI	S	Opponent	Score	RPI	S	Opponent	Score	RPI	S	Opponent	Score	
21	A	Central Mich.	61 104	27	H	Indiana	32 59	63	H	Michigan	59 85	122	H	Youngstown St.	55 69	
				28	H	Michigan St.	58 102	64	H	Green Bay	53 77	138	A	IUPUI	53 82	
								82	A	Wright St.	58 69	167	A	Bradley	64 73	
								86	A	Kent St.	65 75	180	N	Akron	65 85	
												182	A	Illinois St.	56 62	
												192	H	Milwaukee	52 79	
												261	H	Cleveland St.	62 64	
												295	H	Canisius	71 60	
												331	A	UIC	65 69	
												333	H	Detroit Mercy	74 67	
LAST 12 Division I GAMES:																
331	A	UIC	65 69	82	A	Wright St.	58 69									
333	H	Detroit Mercy	74 67	64	H	Green Bay	53 77									
122	H	Youngstown St.	55 69	192	H	Milwaukee	52 79									
261	H	Cleveland St.	62 64	138	A	IUPUI	53 82									
63	H	Michigan	59 85	167	A	Bradley	64 73									
28	H	Michigan St.	58 102	182	A	Illinois St.	56 62									

Non-Div I Games: Grace Bible (MI) 94 48 Rochester College 64 46

Oakland

Average RPI Win:	169	WON-LOST	WINNING	LAST 10	STRENGTH OF	OPP. STRENGTH	TEAM	ADJ.	CONF.	ADJ CONF.
Average RPI Loss:	21	RECORD	PCT. RANK	GAMES	SCHEDULE	OF SCHEDULE	RPI	RPI	RPI	RPI
DIV. I ONLY	16- 1	9	9-1	184	72	33	33	8	8	
DIV. I NON-CONF.	11- 0	1	0- 0	297	78	47	47	8	8	

TOTALS	RPI 1-25	RPI 26-50	W-L RECORDS	RPI 51-100	RPI 101-150	RPI 150+				
16- 1	0- 1	2- 0	OVERALL	2- 0	4- 0	8- 0				
8- 1	0- 1	1- 0	HOME	1- 0	1- 0	5- 0				
6- 0	0- 0	1- 0	AWAY	0- 0	3- 0	2- 0				
2- 0	0- 0	0- 0	NEUTRAL	1- 0	0- 0	1- 0				
11- 0	0- 0	1- 0	NON-CONFERENCE	1- 0	3- 0	6- 0				
6- 0	0- 0	1- 0	HOME	0- 0	1- 0	4- 0				
3- 0	0- 0	0- 0	AWAY	0- 0	2- 0	1- 0				
2- 0	0- 0	0- 0	NEUTRAL	1- 0	0- 0	1- 0				
5- 1	0- 1	1- 0	CONFERENCE	1- 0	1- 0	2- 0				
2- 1	0- 1	0- 0	HOME	1- 0	0- 0	1- 0				
3- 0	0- 0	1- 0	AWAY	0- 0	1- 0	1- 0				
0- 0	0- 0	0- 0	NEUTRAL	0- 0	0- 0	0- 0				

RPI 1-25				RPI 26-50				Team's RPI: 33				RPI 51-100				RPI 101+			
RPI	S	Opponent	Score	RPI	S	Opponent	Score	RPI	S	Opponent	Score	RPI	S	Opponent	Score	RPI	S	Opponent	Score
21	H	Central Mich.	70 88	26	H	Purdue	80 73	70	N	Lamar University	87 62	105	A	American	77 67				
				34	A	Buffalo	74 71	86	H	Kent St.	83 81	110	A	Northern Ill.	69 53				
												134	H	UNCW	95 72				
												138	A	IUPUI	73 66				
												175	A	Ball St.	90 75				
												188	H	Eastern Mich.	85 44				
												232	H	Binghamton	86 49				
												246	N	St. Bonaventure	70 53				
												261	H	Cleveland St.	72 54				
												280	A	Richmond	109 58				
												300	H	Coppin St.	87 62				
												324	H	Eastern Ky.	100 60				
LAST 12 Division I GAMES:																			
21	H	Central Mich.	70 88	110	A	Northern Ill.	69 53												
34	A	Buffalo	74 71	188	H	Eastern Mich.	85 44												
105	A	American	77 67	86	H	Kent St.	83 81												
280	A	Richmond	109 58	175	A	Ball St.	90 75												
138	A	IUPUI	73 66	26	H	Purdue	80 73												
300	H	Coppin St.	87 62	261	H	Cleveland St.	72 54												

Non-Div I Games:

Ohio

Average RPI Win:	120	WON-LOST	WINNING	LAST 10	STRENGTH OF	OPP. STRENGTH	TEAM	ADJ.	CONF.	ADJ CONF.
Average RPI Loss:	59	RECORD	PCT. RANK	GAMES	SCHEDULE	OF SCHEDULE	RPI	RPI	RPI	RPI
DIV. I ONLY	7- 10	221	3-7	17	16	111	111	4	4	
DIV. I NON-CONF.	4- 5	190	0- 0	89	26	173	173	5	5	

TOTALS	RPI 1-25	RPI 26-50	W-L RECORDS	RPI 51-100	RPI 101-150	RPI 150+				
7- 10	0- 3	3- 2	OVERALL	1- 3	1- 2	2- 0				
6- 3	0- 1	3- 0	HOME	0- 1	1- 1	2- 0				
1- 5	0- 2	0- 1	AWAY	1- 1	0- 1	0- 0				
0- 2	0- 0	0- 1	NEUTRAL	0- 1	0- 0	0- 0				
4- 5	0- 1	1- 1	NON-CONFERENCE	0- 1	1- 2	2- 0				
4- 1	0- 0	1- 0	HOME	0- 0	1- 1	2- 0				
0- 2	0- 1	0- 0	AWAY	0- 0	0- 1	0- 0				
0- 2	0- 0	0- 1	NEUTRAL	0- 1	0- 0	0- 0				
3- 5	0- 2	2- 1	CONFERENCE	1- 2	0- 0	0- 0				
2- 2	0- 1	2- 0	HOME	0- 1	0- 0	0- 0				
1- 3	0- 1	0- 1	AWAY	1- 1	0- 0	0- 0				
0- 0	0- 0	0- 0	NEUTRAL	0- 0	0- 0	0- 0				

RPI 1-25				RPI 26-50				RPI 51-100				RPI 101+ Team's RPI: 111			
RPI	S	Opponent	Score	RPI	S	Opponent	Score	RPI	S	Opponent	Score	RPI	S	Opponent	Score
7	A	UConn	53 85	26	A	Purdue	42 60	63	A	Michigan	58 62	102	H	Cincinnati	69 56
24	A	Maryland	69 75	27	H	Indiana	55 50	81	N	Virginia Tech	73 81	115	A	Washington	59 69
24	H	Maryland	57 70	28	H	Michigan St.	65 55	84	H	Nebraska	69 78	135	H	South Fla.	47 71
				35	N	Butler	53 66	98	A	Penn St.	76 71	211	H	Florida	46 41
				43	H	North Carolina	76 69					333	H	Detroit Mercy	55 41
LAST 12 Division I GAMES:															
27	H	Indiana	55 50	24	H	Maryland	57 70	63	A	Michigan	58 62				
24	A	Maryland	69 75	84	H	Nebraska	69 78	98	A	Penn St.	76 71				
26	A	Purdue	42 60	28	H	Michigan St.	65 55	211	H	Florida	46 41				
81	N	Virginia Tech	73 81	35	N	Butler	53 66	115	A	Washington	59 69				

Non-Div I Games:

Ohio St.

Average RPI Win:	225	WON-LOST	WINNING	LAST 10	STRENGTH OF	OPP. STRENGTH	TEAM	ADJ.	CONF.	ADJ CONF.
Average RPI Loss:	59	RECORD	PCT. RANK	GAMES	SCHEDULE	OF SCHEDULE	RPI	RPI	RPI	RPI
DIV. I ONLY	5- 12	268	3-7	13	77	142	142	3	3	
DIV. I NON-CONF.	4- 7	228	0- 1	27	149	153	153	3	3	

TOTALS	RPI 1-25	RPI 26-50	W-L RECORDS	RPI 51-100	RPI 101-150	RPI 150+				
5- 12	0- 3	0- 4	OVERALL	0- 3	1- 2	4- 0				
4- 3	0- 1	0- 1	HOME	0- 1	1- 0	3- 0				
1- 7	0- 2	0- 2	AWAY	0- 2	0- 1	1- 0				
0- 2	0- 0	0- 1	NEUTRAL	0- 0	0- 1	0- 0				
4- 7	0- 1	0- 3	NON-CONFERENCE	0- 1	1- 2	3- 0				
3- 2	0- 1	0- 1	HOME	0- 0	1- 0	2- 0				
1- 3	0- 0	0- 1	AWAY	0- 1	0- 1	1- 0				
0- 2	0- 0	0- 1	NEUTRAL	0- 0	0- 1	0- 0				
1- 5	0- 2	0- 1	CONFERENCE	0- 2	0- 0	1- 0				
1- 1	0- 0	0- 0	HOME	0- 1	0- 0	1- 0				
0- 4	0- 2	0- 1	AWAY	0- 1	0- 0	0- 0				
0- 0	0- 0	0- 0	NEUTRAL	0- 0	0- 0	0- 0				

RPI 1-25				RPI 26-50				RPI 51-100				RPI 101+ Team's RPI: 142			
RPI	S	Opponent	Score	RPI	S	Opponent	Score	RPI	S	Opponent	Score	RPI	S	Opponent	Score
7	H	UConn	63 72	36	H	DePaul	76 87	57	A	Auburn	79 95	124	H	Western Ky.	90 83
12	A	Iowa St.	78 104	40	N	Clemson	62 74	62	A	TCU	71 86	135	A	South Fla.	70 87
23	A	Texas	63 73	42	A	Kansas St.	56 86	97	H	West Virginia	55 66	147	N	UAB	84 89
				47	A	New Mexico	80 84					158	H	Texas Tech	66 61
												208	A	SMU	77 61
												306	H	Central Ark.	65 52
												329	H	Northwestern St.	93 56

LAST 12 Division I GAMES:															
23	A	Texas	63 73	40	N	Clemson	62 74	57	A	Auburn	79 95	124	H	Western Ky.	90 83
42	A	Kansas St.	56 86	62	A	TCU	71 86	62	A	TCU	71 86	135	A	South Fla.	70 87
158	H	Texas Tech	66 61	12	A	Iowa St.	78 104	97	H	West Virginia	55 66	147	N	UAB	84 89
208	A	SMU	77 61	97	H	West Virginia	55 66					158	H	Texas Tech	66 61
7	H	UConn	63 72	306	H	Central Ark.	65 52					208	A	SMU	77 61
36	H	DePaul	76 87	57	A	Auburn	79 95					306	H	Central Ark.	65 52

Non-Div I Games:

Oklahoma

Average RPI Win:	180	WON-LOST	WINNING	LAST 10	STRENGTH OF	OPP. STRENGTH	TEAM	ADJ.	CONF.	ADJ CONF.
Average RPI Loss:	52	RECORD	PCT. RANK	GAMES	SCHEDULE	OF SCHEDULE	RPI	RPI	RPI	RPI
DIV. I ONLY	12- 5	67	6-4	123	64	67	67	3	3	
DIV. I NON-CONF.	9- 2	43	0- 0	290	65	113	113	3	3	

TOTALS	RPI 1-25	RPI 26-50	W-L RECORDS	RPI 51-100	RPI 101-150	RPI 150+				
12- 5	0- 1	0- 2	OVERALL	2- 2	0- 0	10- 0				
10- 1	0- 0	0- 0	HOME	1- 1	0- 0	9- 0				
2- 4	0- 1	0- 2	AWAY	1- 1	0- 0	1- 0				
0- 0	0- 0	0- 0	NEUTRAL	0- 0	0- 0	0- 0				
9- 2	0- 0	0- 1	NON-CONFERENCE	0- 1	0- 0	9- 0				
8- 1	0- 0	0- 0	HOME	0- 1	0- 0	8- 0				
1- 1	0- 0	0- 1	AWAY	0- 0	0- 0	1- 0				
0- 0	0- 0	0- 0	NEUTRAL	0- 0	0- 0	0- 0				
3- 3	0- 1	0- 1	CONFERENCE	2- 1	0- 0	1- 0				
2- 0	0- 0	0- 0	HOME	1- 0	0- 0	1- 0				
1- 3	0- 1	0- 1	AWAY	1- 1	0- 0	0- 0				
0- 0	0- 0	0- 0	NEUTRAL	0- 0	0- 0	0- 0				

RPI 1-25				RPI 26-50				RPI 51-100				Team's RPI: 67				RPI 101+			
RPI	S	Opponent	Score	RPI	S	Opponent	Score	RPI	S	Opponent	Score	RPI	S	Opponent	Score	RPI	S	Opponent	Score
23	A	Texas	51 60	42	A	Kansas St.	48 59	53	H	Tennessee	63 76	154	H	Texas St.	66 55				
				44	A	UCLA	59 71	62	H	TCU	75 71	158	H	Texas Tech	65 57				
								66	A	Kansas	72 62	160	H	Grambling	86 40				
								97	A	West Virginia	58 67	169	H	Oral Roberts	89 69				
												170	H	Arkansas St.	62 60				
												185	H	UC Riverside	76 51				
												210	H	Prairie View	70 50				
												221	H	Samford	82 62				
												272	A	Wichita St.	60 47				
												330	H	Houston Baptist	77 44				
LAST 12 Division I GAMES:																			
62	H	TCU	75 71	42	A	Kansas St.	48 59	62	A	Kansas	72 62	158	H	Texas Tech	65 57				
23	A	Texas	51 60	66	A	Kansas	72 62	97	A	West Virginia	58 67	53	H	Tennessee	63 76				
160	H	Grambling	86 40	154	H	Texas St.	66 55												
169	H	Oral Roberts	89 69																
44	A	UCLA	59 71																
330	H	Houston Baptist	77 44																

Non-Div I Games:

Oklahoma St.

Average RPI Win:	199	WON-LOST	WINNING	LAST 10	STRENGTH OF	OPP. STRENGTH	TEAM	ADJ.	CONF.	ADJ CONF.
Average RPI Loss:	99	RECORD	PCT. RANK	GAMES	SCHEDULE	OF SCHEDULE	RPI	RPI	RPI	RPI
DIV. I ONLY	14- 5	50	7-3	128	145	58	58	15	15	
DIV. I NON-CONF.	9- 3	61	0- 1	28	193	28	28	18	18	

TOTALS	RPI 1-25	RPI 26-50	W-L RECORDS	RPI 51-100	RPI 101-150	RPI 150+				
14- 5	0- 1	0- 1	OVERALL	1- 1	5- 1	8- 1				
7- 1	0- 0	0- 0	HOME	0- 1	2- 0	5- 0				
5- 3	0- 1	0- 0	AWAY	1- 0	2- 1	2- 1				
2- 1	0- 0	0- 1	NEUTRAL	0- 0	1- 0	1- 0				
9- 3	0- 1	0- 1	NON-CONFERENCE	1- 1	4- 0	4- 0				
4- 1	0- 0	0- 0	HOME	0- 1	2- 0	2- 0				
3- 1	0- 1	0- 0	AWAY	1- 0	1- 0	1- 0				
2- 1	0- 0	0- 1	NEUTRAL	0- 0	1- 0	1- 0				
5- 2	0- 0	0- 0	CONFERENCE	0- 0	1- 1	4- 1				
3- 0	0- 0	0- 0	HOME	0- 0	0- 0	3- 0				
2- 2	0- 0	0- 0	AWAY	0- 0	1- 1	1- 1				
0- 0	0- 0	0- 0	NEUTRAL	0- 0	0- 0	0- 0				

RPI 1-25				RPI 26-50				RPI 51-100				Team's RPI : 58				RPI 101+			
RPI	S	Opponent	Score	RPI	S	Opponent	Score	RPI	S	Opponent	Score	RPI	S	Opponent	Score	RPI	S	Opponent	Score
6	A	NC State	56 85	48	N	Saint Mary's (CA)	65 83	85	H	Virginia	67 73	102	A	Cincinnati	76 72				
								91	A	Tulane	56 48	113	N	Tennessee Tech	80 73				
												124	A	Western Ky.	60 75				
												137	H	VCU	60 57				
												143	A	Louisiana Tech	70 59				
												148	H	William & Mary	83 69				
												191	A	Southern Miss.	53 50				
												195	N	Jacksonville	78 76				
												230	A	Marshall	48 57				
												240	A	Campbell	83 59				
												264	H	Norfolk St.	69 53				
												266	H	UTEP	78 59				
												283	H	Fla. Atlantic	87 53				
												300	H	Coppin St.	81 51				
												308	H	FIU	95 68				
LAST 12 Division I GAMES:																			
308	H	FIU	95 68	48	N	Saint Mary's (CA)	65 83	266	H	UTEP	78 59								
283	H	Fla. Atlantic	87 53					191	A	Southern Miss.	53 50								
124	A	Western Ky.	60 75					143	A	Louisiana Tech	70 59								
230	A	Marshall	48 57					137	H	VCU	60 57								
300	H	Coppin St.	81 51					148	H	William & Mary	83 69								
91	A	Tulane	56 48																

Non-Div I Games:

Old Dominion

Average RPI Win:	239	WON-LOST	WINNING	LAST 10	STRENGTH OF	OPP. STRENGTH	TEAM	ADJ.	CONF.	ADJ CONF.
Average RPI Loss:	91	RECORD	PCT. RANK	GAMES	SCHEDULE	OF SCHEDULE	RPI	RPI	RPI	RPI
DIV. I ONLY	8- 12	228	4-6	109	119	203	203	6	6	
DIV. I NON-CONF.	6- 8	199	0- 0	141	234	246	246	6	6	

TOTALS	RPI 1-25	RPI 26-50	W-L RECORDS	RPI 51-100	RPI 101-150	RPI 150+				
8- 12	1- 1	0- 2	OVERALL	0- 4	0- 3	7- 2				
7- 6	0- 0	0- 0	HOME	0- 4	0- 1	7- 1				
1- 3	1- 0	0- 1	AWAY	0- 0	0- 1	0- 1				
0- 3	0- 1	0- 1	NEUTRAL	0- 0	0- 1	0- 0				
6- 8	0- 1	0- 1	NON-CONFERENCE	0- 2	0- 3	6- 1				
6- 4	0- 0	0- 0	HOME	0- 2	0- 1	6- 1				
0- 1	0- 0	0- 0	AWAY	0- 0	0- 1	0- 0				
0- 3	0- 1	0- 1	NEUTRAL	0- 0	0- 1	0- 0				
2- 4	1- 0	0- 1	CONFERENCE	0- 2	0- 0	1- 1				
1- 2	0- 0	0- 0	HOME	0- 2	0- 0	1- 0				
1- 2	1- 0	0- 1	AWAY	0- 0	0- 0	0- 1				
0- 0	0- 0	0- 0	NEUTRAL	0- 0	0- 0	0- 0				

RPI	S	Opponent	Score	RPI	S	Opponent	Score	RPI	S	Opponent	Score	RPI	S	Opponent	Score	Team's RPI: 203
7	N	UConn	50 90	26	N	Purdue	59 70	52	H	LSU	41 55	107	N	St. John's (NY)	59 64	
19	A	Kentucky	55 49	38	A	Missouri	55 78	55	H	Arkansas	55 85	138	H	IUPUI	58 66	
								62	H	TCU	50 55	143	A	Louisiana Tech	71 80	
								99	H	Troy	54 71	164	A	Vanderbilt	68 80	
												204	H	Jacksonville St.	49 60	
												211	H	Florida	76 66	
												231	H	Temple	62 55	
												258	H	Louisiana	79 57	
												264	H	Norfolk St.	60 42	
												290	H	Western Mich.	69 66	
												299	H	North Florida	82 69	
												338	H	Savannah St.	74 51	

LAST 12 Division I GAMES:																
55	H	Arkansas	55 85	164	A	Vanderbilt	68 80									
38	A	Missouri	55 78	211	H	Florida	76 66									
299	H	North Florida	82 69	19	A	Kentucky	55 49									
99	H	Troy	54 71	52	H	LSU	41 55									
143	A	Louisiana Tech	71 80	338	H	Savannah St.	74 51									
258	H	Louisiana	79 57	204	H	Jacksonville St.	49 60									

Non-Div I Games:

Ole Miss

Average RPI Win:	321	WON-LOST	WINNING	LAST 10	STRENGTH OF	OPP. STRENGTH	TEAM	ADJ.	CONF.	ADJ CONF.
Average RPI Loss:	158	RECORD	PCT. RANK	GAMES	SCHEDULE	OF SCHEDULE	RPI	RPI	RPI	RPI
DIV. I ONLY	5- 13	282	1-9	297	263	317	317	18	18	
DIV. I NON-CONF.	4- 7	228	1- 0	282	293	283	283	16	16	

TOTALS	RPI 1-25	RPI 26-50	W-L RECORDS	RPI 51-100	RPI 101-150	RPI 150+				
5- 13	0- 0	0- 2	OVERALL	0- 2	0- 1	5- 8				
3- 5	0- 0	0- 1	HOME	0- 0	0- 1	3- 3				
1- 7	0- 0	0- 1	AWAY	0- 2	0- 0	1- 4				
1- 1	0- 0	0- 0	NEUTRAL	0- 0	0- 0	1- 1				
4- 7	0- 0	0- 1	NON-CONFERENCE	0- 2	0- 0	4- 4				
2- 2	0- 0	0- 0	HOME	0- 0	0- 0	2- 2				
1- 4	0- 0	0- 1	AWAY	0- 2	0- 0	1- 1				
1- 1	0- 0	0- 0	NEUTRAL	0- 0	0- 0	1- 1				
1- 6	0- 0	0- 1	CONFERENCE	0- 0	0- 1	1- 4				
1- 3	0- 0	0- 1	HOME	0- 0	0- 1	1- 1				
0- 3	0- 0	0- 0	AWAY	0- 0	0- 0	0- 3				
0- 0	0- 0	0- 0	NEUTRAL	0- 0	0- 0	0- 0				

RPI 1-25				RPI 26-50				RPI 51-100				RPI 101+				Team's RPI: 317	
RPI	S	Opponent	Score	RPI	S	Opponent	Score	RPI	S	Opponent	Score	RPI	S	Opponent	Score		
				29	H	South Dakota	49 80	68	A	Creighton	51 66	149	H	Denver	68 95		
				42	A	Kansas St.	46 61	79	A	UNI	50 79	151	A	Montana St.	56 59		
												161	H	CSUN	52 64		
												167	H	Bradley	60 80		
												169	H	Oral Roberts	56 71		
												220	A	North Dakota	57 68		
												240	N	Campbell	52 65		
												242	A	Western Ill.	70 78		
												284	H	CSU Bakersfield	53 46		
												303	H	North Dakota St.	78 61		
												333	A	Detroit Mercy	51 42		
												335	A	Purdue Fort Wayne	48 56		
												342	H	USC Upstate	96 69		
												345	N	Florida A&M	57 50		
LAST 12 Division I GAMES:																	
				220	A	North Dakota	57 68	345	N	Florida A&M	57 50						
				303	H	North Dakota St.	78 61	335	A	Purdue Fort Wayne	48 56						
				169	H	Oral Roberts	56 71	29	H	South Dakota	49 80						
				149	H	Denver	68 95	242	A	Western Ill.	70 78						
				79	A	UNI	50 79	167	H	Bradley	60 80						
				151	A	Montana St.	56 59	284	H	CSU Bakersfield	53 46						

Non-Div I Games: Graceland (IA) 81 39

Omaha

Average RPI Win:	252	WON-LOST	WINNING	LAST 10	STRENGTH OF	OPP. STRENGTH	TEAM	ADJ.	CONF.	ADJ CONF.
Average RPI Loss:	88	RECORD	PCT. RANK	GAMES	SCHEDULE	OF SCHEDULE	RPI	RPI	RPI	RPI

DIV. I ONLY	8- 10	204	5-5	151	156	169	169	18	18
DIV. I NON-CONF.	5- 6	177	0- 0	104	112	123	123	16	16
TOTALS	RPI 1-25	RPI 26-50	W-L RECORDS	RPI 51-100	RPI 101-150	RPI 150+			
8- 10	0- 1	0- 2	OVERALL	0- 3	0- 3	8- 1			
3- 4	0- 0	0- 1	HOME	0- 0	0- 2	3- 1			
5- 6	0- 1	0- 1	AWAY	0- 3	0- 1	5- 0			
0- 0	0- 0	0- 0	NEUTRAL	0- 0	0- 0	0- 0			
5- 6	0- 1	0- 0	NON-CONFERENCE	0- 3	0- 2	5- 0			
2- 2	0- 0	0- 0	HOME	0- 0	0- 2	2- 0			
3- 4	0- 1	0- 0	AWAY	0- 3	0- 0	3- 0			
0- 0	0- 0	0- 0	NEUTRAL	0- 0	0- 0	0- 0			
3- 4	0- 0	0- 2	CONFERENCE	0- 0	0- 1	3- 1			
1- 2	0- 0	0- 1	HOME	0- 0	0- 0	1- 1			
2- 2	0- 0	0- 1	AWAY	0- 0	0- 1	2- 0			
0- 0	0- 0	0- 0	NEUTRAL	0- 0	0- 0	0- 0			

RPI	S	Opponent	Score	RPI	S	Opponent	Score	RPI	S	Opponent	Score	RPI	S	Opponent	Score	Team's RPI: 169
10	A	Iowa	77 90	29	H	South Dakota	72 76	55	A	Arkansas	61 74	126	H	UT Arlington	62 80	
				31	A	South Dakota St.	55 68	66	A	Kansas	58 70	130	H	Tulsa	68 76	
								67	A	Oklahoma St.	69 89	149	A	Denver	76 93	
												154	A	Texas St.	81 64	
												190	H	UMKC	75 64	
												218	H	Southern Utah	64 59	
												220	H	North Dakota	67 75	
												229	A	Sam Houston St.	73 62	
												242	H	Western Ill.	68 64	
												317	A	Omaha	71 56	
												330	A	Houston Baptist	74 56	
												335	A	Purdue Fort Wayne	72 61	
LAST 12 Division I GAMES:																
				242	H	Western Ill.	68 64	149	A	Denver	76 93					
				220	H	North Dakota	67 75	29	H	South Dakota	72 76					
				317	A	Omaha	71 56	31	A	South Dakota St.	55 68					
				67	A	Oklahoma St.	69 89	335	A	Purdue Fort Wayne	72 61					
				330	A	Houston Baptist	74 56	126	H	UT Arlington	62 80					
				229	A	Sam Houston St.	73 62	218	H	Southern Utah	64 59					

Non-Div I Games: Harris-Stowe 74 46 Cent. Christian (KS) 47

Average RPI Win:	92	WON-LOST	WINNING	LAST 10	STRENGTH OF	OPP. STRENGTH	TEAM	ADJ.	CONF.	ADJ CONF.
Average RPI Loss:	28	RECORD	PCT. RANK	GAMES	SCHEDULE	OF SCHEDULE	RPI	RPI	RPI	RPI
DIV. I ONLY	17- 1	5	10-0	25	2	4	4	2	2	
DIV. I NON-CONF.	10- 1	18	0- 0	14	33	2	2	2	2	

TOTALS	RPI 1-25	RPI 26-50	W-L RECORDS	RPI 51-100	RPI 101-150	RPI 150+				
17- 1	3- 0	6- 1	OVERALL	2- 0	2- 0	4- 0				
10- 0	3- 0	2- 0	HOME	1- 0	2- 0	2- 0				
6- 1	0- 0	4- 1	AWAY	1- 0	0- 0	1- 0				
1- 0	0- 0	0- 0	NEUTRAL	0- 0	0- 0	1- 0				
10- 1	2- 0	3- 1	NON-CONFERENCE	0- 0	1- 0	4- 0				
6- 0	2- 0	1- 0	HOME	0- 0	1- 0	2- 0				
3- 1	0- 0	2- 1	AWAY	0- 0	0- 0	1- 0				
1- 0	0- 0	0- 0	NEUTRAL	0- 0	0- 0	1- 0				
7- 0	1- 0	3- 0	CONFERENCE	2- 0	1- 0	0- 0				
4- 0	1- 0	1- 0	HOME	1- 0	1- 0	0- 0				
3- 0	0- 0	2- 0	AWAY	1- 0	0- 0	0- 0				
0- 0	0- 0	0- 0	NEUTRAL	0- 0	0- 0	0- 0				

RPI	S	Opponent	Score	RPI	S	Opponent	Score	RPI	S	Opponent	Score	RPI	S	Opponent	Score
8	H	Syracuse	75 73	28	A	Michigan St.	82 88	94	A	Washington St.	79 64	115	H	Washington	84 71
9	H	Mississippi St.	82 74	31	A	South Dakota St.	87 79	94	H	Washington St.	98 58	150	H	UC Irvine	115 69
15	H	Arizona St.	77 71	34	H	Buffalo	102 82					159	A	Utah St.	88 58
				44	A	UCLA	72 52					185	N	UC Riverside	94 44
				46	A	Southern California	93 53					219	H	Air Force	82 36
				48	A	Saint Mary's (CA)	79 55					268	H	Long Beach St.	110 48
				50	H	Arizona	93 60								
LAST 12 Division I GAMES:															
				46	A	Southern California	93 53	94	A	Washington St.	79 64				
				94	H	Washington St.	98 58	50	H	Arizona	93 60				
				115	H	Washington	84 71	15	H	Arizona St.	77 71				
				150	H	UC Irvine	115 69	44	A	UCLA	72 52				
				219	H	Air Force	82 36	31	A	South Dakota St.	87 79				
				9	H	Mississippi St.	82 74	28	A	Michigan St.	82 88				

Non-Div I Games: Alas. Fairbanks 115 36

Oregon

Average RPI Win:	142	WON-LOST	WINNING	LAST 10	STRENGTH OF	OPP. STRENGTH	TEAM	ADJ.	CONF.	ADJ CONF.
Average RPI Loss:	13	RECORD	PCT. RANK	GAMES	SCHEDULE	OF SCHEDULE	RPI	RPI	RPI	RPI
DIV. I ONLY	16- 3	20	8-2	140	1	41	41	2	2	
DIV. I NON-CONF.	10- 2	37	0- 1	197	23	59	59	2	2	

TOTALS	RPI 1-25	RPI 26-50	W-L RECORDS	RPI 51-100	RPI 101-150	RPI 150+				
16- 3	1- 3	4- 0	OVERALL	2- 0	3- 0	6- 0				
10- 1	0- 1	2- 0	HOME	2- 0	1- 0	5- 0				
3- 0	0- 0	2- 0	AWAY	0- 0	1- 0	0- 0				
3- 2	1- 2	0- 0	NEUTRAL	0- 0	1- 0	1- 0				
10- 2	1- 2	1- 0	NON-CONFERENCE	1- 0	1- 0	6- 0				
7- 0	0- 0	1- 0	HOME	1- 0	0- 0	5- 0				
0- 0	0- 0	0- 0	AWAY	0- 0	0- 0	0- 0				
3- 2	1- 2	0- 0	NEUTRAL	0- 0	1- 0	1- 0				
6- 1	0- 1	3- 0	CONFERENCE	1- 0	2- 0	0- 0				
3- 1	0- 1	1- 0	HOME	1- 0	1- 0	0- 0				
3- 0	0- 0	2- 0	AWAY	0- 0	1- 0	0- 0				
0- 0	0- 0	0- 0	NEUTRAL	0- 0	0- 0	0- 0				

RPI 1-25				RPI 26-50				RPI 51-100				RPI 101+			
RPI	S	Opponent	Score	RPI	S	Opponent	Score	RPI	S	Opponent	Score	RPI	S	Opponent	Score
1	N	Notre Dame	81 91	44	A	UCLA	83 73	51	H	Duke	71 57	115	A	Washington	86 39
15	H	Arizona St.	76 79	46	A	Southern California	76 52	94	H	Washington St.	76 69	115	H	Washington	78 67
18	N	South Carolina	70 68	48	H	Saint Mary's (CA)	89 56					124	N	Western Ky.	74 60
22	N	Texas A&M	70 76	50	H	Arizona	86 64					162	H	Santa Clara	82 31

Average RPI Win: 206

Average RPI Loss: 44

WON-LOST
RECORDWINNING
PCT. RANKLAST 10
GAMESSTRENGTH OF
SCHEDULEOPP. STRENGTH
OF SCHEDULETEAM
RPIADJ.
RPICONF.
RPIADJ CONF.
RPIDIV. I ONLY
DIV. I NON-CONF.12- 6
7- 383
836-4
0- 0119
186111
18774
8174
817
77
7

TOTALS

RPI 1-25

RPI 26-50

W-L RECORDS

RPI 51-100

RPI 101-150

RPI 150+

12- 6

0- 3

1- 1

OVERALL

2- 1

1- 1

8- 0

6- 2

0- 1

1- 0

HOME

1- 0

0- 1

4- 0

6- 3

0- 2

0- 0

AWAY

1- 1

1- 0

4- 0

0- 1

0- 0

0- 1

NEUTRAL

0- 0

0- 0

0- 0

7- 3

0- 1

0- 1

NON-CONFERENCE

2- 1

0- 0

5- 0

4- 0

0- 0

0- 0

HOME

1- 0

0- 0

3- 0

3- 2

0- 1

0- 0

AWAY

1- 1

0- 0

2- 0

0- 1

0- 0

0- 1

NEUTRAL

0- 0

0- 0

0- 0

5- 3

0- 2

1- 0

CONFERENCE

0- 0

1- 1

3- 0

2- 2

0- 1

1- 0

HOME

0- 0

0- 1

1- 0

3- 1

0- 1

0- 0

AWAY

0- 0

1- 0

2- 0

0- 0

0- 0

0- 0

NEUTRAL

0- 0

0- 0

0- 0

RPI 1-25

RPI 26-50

RPI 51-100 Team's RPI: 74

RPI 101+

RPI	S	Opponent	Score
14	A	Gonzaga	65 88
17	A	UCF	57 64
20	H	BYU	74 77

RPI	S	Opponent	Score
32	N	Cal i f o r n i a	69 81
48	H	Saint Mary's (CA)	76 67

RPI	S	Opponent	Score
70	A	Lamar Uni versi ty	66 82
77	H	Wyomi ng	70 64
83	A	UC Davis	83 80

RPI	S	Opponent	Score
112	H	Loyol a Marymount	67 72
144	A	Portl and	76 66
162	A	Santa Clara	74 70
209	A	Cal St. Fullerton	72 64
235	A	San Francis co	85 75
249	H	San Di ego	79 47
302	H	UC Santa Barbara	69 53
303	H	North Dakota St.	75 68
321	A	San Jose St.	91 67
337	H	Seattle U	75 61

LAST 12 Di v i s i o n I GAMES:

20	H	BYU	74 77	112	H	Loyol a Marymount	67 72
14	A	Gonzaga	65 88	235	A	San Francis co	85 75
144	A	Portl and	76 66	162	A	Santa Clara	74 70
48	H	Saint Mary's (CA)	76 67	249	H	San Di ego	79 47
209	A	Cal St. Fullerton	72 64	17	A	UCF	57 64
70	A	Lamar Uni versi ty	66 82	302	H	UC Santa Barbara	69 53

Non-Di v I Games:

Paci f i c

■ Loss,
 ■ Non-Conf,
 ■ S Site,
 ■ H Home
 ■ A Away
 N Neutral

Penn

Penn			Through Games Of Jan. 25, 2019								
Average RPI	Win:	235	WON-LOST	WINNING	LAST 10	STRENGTH OF	OPP. STRENGTH	TEAM	ADJ.	CONF.	ADJ CONF.
Average RPI	Loss:	35	RECORD	PCT. RANK	GAMES	SCHEDULE	OF SCHEDULE	RPI	RPI	RPI	RPI
DIV. I ONLY			10- 3	40	8-2	251	91	96	96	11	11
DIV. I NON-CONF.			9- 3	61	1- 0	265	98	103	103	10	10

TOTALS	RPI 1-25			RPI 26-50		W-L RECORDS	RPI 51-100	RPI 101-150		RPI 150+	
10- 3	0- 1			0- 1		OVERALL	1- 1	1- 0		8- 0	
4- 1	0- 0			0- 1		HOME	0- 0	0- 0		4- 0	
6- 1	0- 1			0- 0		AWAY	1- 0	1- 0		4- 0	
0- 1	0- 0			0- 0		NEUTRAL	0- 1	0- 0		0- 0	
9- 3	0- 1			0- 1		NON-CONFERENCE	0- 1	1- 0		8- 0	
4- 1	0- 0			0- 1		HOME	0- 0	0- 0		4- 0	
5- 1	0- 1			0- 0		AWAY	0- 0	1- 0		4- 0	
0- 1	0- 0			0- 0		NEUTRAL	0- 1	0- 0		0- 0	
1- 0	0- 0			0- 0		CONFERENCE	1- 0	0- 0		0- 0	
0- 0	0- 0			0- 0		HOME	0- 0	0- 0		0- 0	
1- 0	0- 0			0- 0		AWAY	1- 0	0- 0		0- 0	
0- 0	0- 0			0- 0		NEUTRAL	0- 0	0- 0		0- 0	

Penn

RPI 1-25				RPI 26-50				RPI 51-100				Team's RPI: 96				RPI 101+			
RPI	S	Opponent	Score	RPI	S	Opponent	Score	RPI	S	Opponent	Score	RPI	S	Opponent	Score	RPI	S	Opponent	Score
1	A	Notre Dame	55 75	45	H	Villanova	50 58	59	N	Maine	46 47	80	A	Princeton	66 60	121	A	Drexel	55 39
																207	A	Navy	65 61
																231	H	Temple	71 62
																248	A	Stetson	75 53
																252	A	Siena	58 51
																276	H	La Salle	65 34
																288	H	Saint Joseph's	65 45
																315	H	NJIT	85 42
																332	A	Iona	66 43
LAST 12 Division I GAMES:																			
121	A	Drexel	55 39	231	H	Temple	71 62												
332	A	Iona	66 43	45	H	Villanova	50 58												
276	H	La Salle	65 34	80	A	Princeton	66 60												
59	N	Maine	46 47	248	A	Stetson	75 53												
207	A	Navy	65 61	288	H	Saint Joseph's	65 45												
315	H	NJIT	85 42	1	A	Notre Dame	55 75												

Non-Div I Games:

Penn

Average RPI Win: 159

Average RPI Loss: 64

WON-LOST
RECORDWINNING
PCT. RANKLAST 10
GAMESSTRENGTH OF
SCHEDULEOPP. STRENGTH
OF SCHEDULETEAM
RPIADJ.
RPICONF.
RPIADJ CONF.
RPIDIV. I ONLY
DIV. I NON-CONF.10- 9
7- 4161
1095-5
0- 032
6979
10998
10198
1014
54
5

TOTALS

RPI 1-25

RPI 26-50

W-L RECORDS

RPI 51-100

RPI 101-150

RPI 150+

10- 9

0- 4

0- 2

OVERALL

2- 0

2- 1

6- 2

8- 5

0- 1

0- 1

HOME

2- 0

1- 1

5- 2

2- 4

0- 3

0- 1

AWAY

0- 0

1- 0

1- 0

0- 0

0- 0

0- 0

NEUTRAL

0- 0

0- 0

0- 0

7- 4

0- 1

0- 1

NON-CONFERENCE

2- 0

2- 0

3- 2

6- 3

0- 0

0- 1

HOME

2- 0

1- 0

3- 2

1- 1

0- 1

0- 0

AWAY

0- 0

1- 0

0- 0

0- 0

0- 0

0- 0

NEUTRAL

0- 0

0- 0

0- 0

3- 5

0- 3

0- 1

CONFERENCE

0- 0

0- 1

3- 0

2- 2

0- 1

0- 0

HOME

0- 0

0- 1

2- 0

1- 3

0- 2

0- 1

AWAY

0- 0

0- 0

1- 0

0- 0

0- 0

0- 0

NEUTRAL

0- 0

0- 0

0- 0

RPI 1-25

RPI 26-50

RPI 51-100 Team's RPI: 98

RPI 101+

RPI	S	Opponent	Score
16	A	Rutgers	61 74
24	A	Maryland	67 79
24	H	Maryland	61 77
25	A	Florida St.	58 87

RPI	S	Opponent	Score
27	A	Indiana	75 83
32	H	Cal i forni a	58 75

RPI	S	Opponent	Score
80	H	Princeton	79 71
90	H	Provi dence	74 72

RPI	S	Opponent	Score
105	H	Ameri can	80 59
111	H	Ohio St.	71 76
131	A	Fordham	72 55
153	H	Duquesne	58 64
168	H	Stony Brook	70 81
171	H	Illi noi s	62 48
177	A	Wi sconsi n	65 59
177	H	Wi sconsi n	71 64
195	H	Jacksonville	80 61
220	H	North Dakota	75 68
246	H	St. Bonaventure	80 65

LAST 12 Division I GAMES:

16	A	Rutgers	61 74	177	A	Wi sconsi n	65 59
177	H	Wi sconsi n	71 64	24	A	Maryl and	67 79
27	A	Indi ana	75 83	111	H	Ohio St.	71 76
24	H	Maryl and	61 77	171	H	Illi noi s	62 48
105	H	Ameri can	80 59	153	H	Duquesne	58 64
246	H	St. Bonaventure	80 65	195	H	Jacksonville	80 61

Non-Div I Games:

Penn St.

Average RPI Win:	242	WON-LOST	WINNING	LAST 10	STRENGTH OF	OPP. STRENGTH	TEAM	ADJ.	CONF.	ADJ CONF.
Average RPI Loss:	97	RECORD	PCT. RANK	GAMES	SCHEDULE	OF SCHEDULE	RPI	RPI	RPI	RPI
DIV. I ONLY	11- 7	113	6-4	278	106	157	157	7	7	
DIV. I NON-CONF.	6- 4	125	0- 0	346	179	227	227	7	7	

TOTALS	RPI 1-25	RPI 26-50	W-L RECORDS	RPI 51-100	RPI 101-150	RPI 150+				
11- 7	0- 2	0- 1	OVERALL	0- 1	2- 2	9- 1				
5- 1	0- 1	0- 0	HOME	0- 0	2- 0	3- 0				
4- 5	0- 1	0- 1	AWAY	0- 1	0- 2	4- 0				
2- 1	0- 0	0- 0	NEUTRAL	0- 0	0- 0	2- 1				
6- 4	0- 0	0- 0	NON-CONFERENCE	0- 1	0- 2	6- 1				
1- 0	0- 0	0- 0	HOME	0- 0	0- 0	1- 0				
3- 3	0- 0	0- 0	AWAY	0- 1	0- 2	3- 0				
2- 1	0- 0	0- 0	NEUTRAL	0- 0	0- 0	2- 1				
5- 3	0- 2	0- 1	CONFERENCE	0- 0	2- 0	3- 0				
4- 1	0- 1	0- 0	HOME	0- 0	2- 0	2- 0				
1- 2	0- 1	0- 1	AWAY	0- 0	0- 0	1- 0				
0- 0	0- 0	0- 0	NEUTRAL	0- 0	0- 0	0- 0				

RPI 1-25				RPI 26-50				RPI 51-100				RPI 101+				Team's RPI: 157
RPI	S	Opponent	Score	RPI	S	Opponent	Score	RPI	S	Opponent	Score	RPI	S	Opponent	Score	
14	H	Gonzaga	54 79	48	A	Saint Mary's (CA)	68 79	90	A	Providence	47 66	106	A	Idaho St.	63 65	
20	A	BYU	58 83									112	H	Loyola Marymount	95 86	
												123	A	Colorado	65 80	
												144	H	Portland	82 68	
												162	H	Santa Clara	74 48	
												235	H	San Francisco	69 50	
												249	A	San Diego	74 55	
												251	N	Sacramento St.	113 97	
												257	A	Hawaii	65 64	
												276	N	La Salle	55 62	
												287	N	Northern Ky.	51 46	
												311	H	Weber St.	68 47	
												322	A	Cal Poly	70 63	
												337	A	Seattle U	78 64	

LAST 12 Division I GAMES:																
249	A	San Diego	74 55	48	A	Saint Mary's (CA)	68 79	112	H	Loyola Marymount	95 86	235	H	San Francisco	69 50	
20	A	BYU	58 83					162	H	Santa Clara	74 48	90	A	Providence	47 66	
14	H	Gonzaga	54 79					106	A	Idaho St.	63 65					
144	H	Portland	82 68													
287	N	Northern Ky.	51 46													
276	N	La Salle	55 62													

Non-Div I Games:

Pepperdine

Average RPI Win:	170	WON-LOST	WINNING	LAST 10	STRENGTH OF	OPP. STRENGTH	TEAM	ADJ.	CONF.	ADJ CONF.
Average RPI Loss:	66	RECORD	PCT. RANK	GAMES	SCHEDULE	OF SCHEDULE	RPI	RPI	RPI	RPI
DIV. I ONLY	9- 11	203	3-7	30	38	116	116	1	1	
DIV. I NON-CONF.	9- 5	105	0- 0	87	139	94	94	1	1	

TOTALS	RPI 1-25	RPI 26-50	W-L RECORDS	RPI 51-100	RPI 101-150	RPI 150+				
9- 11	0- 4	0- 1	OVERALL	2- 4	3- 1	4- 1				
5- 7	0- 2	0- 1	HOME	0- 3	3- 1	2- 0				
2- 3	0- 2	0- 0	AWAY	1- 1	0- 0	1- 0				
2- 1	0- 0	0- 0	NEUTRAL	1- 0	0- 0	1- 1				
9- 5	0- 1	0- 0	NON-CONFERENCE	2- 2	3- 1	4- 1				
5- 3	0- 1	0- 0	HOME	0- 1	3- 1	2- 0				
2- 1	0- 0	0- 0	AWAY	1- 1	0- 0	1- 0				
2- 1	0- 0	0- 0	NEUTRAL	1- 0	0- 0	1- 1				
0- 6	0- 3	0- 1	CONFERENCE	0- 2	0- 0	0- 0				
0- 4	0- 1	0- 1	HOME	0- 2	0- 0	0- 0				
0- 2	0- 2	0- 0	AWAY	0- 0	0- 0	0- 0				
0- 0	0- 0	0- 0	NEUTRAL	0- 0	0- 0	0- 0				

RPI 1-25				RPI 26-50				RPI 51-100				RPI 101+				Team's RPI: 116
RPI	S	Opponent	Score	RPI	S	Opponent	Score	RPI	S	Opponent	Score	RPI	S	Opponent	Score	
1	A	Notre Dame	44 100	40	H	Clemson	59 65	55	N	Arkansas	61 54	102	H	Cincinnati	65 48	
6	A	NC State	34 63					69	A	Northwestern	52 49	122	H	Youngstown St.	55 64	
8	H	Syracuse	50 82					76	H	Boston College	55 59	131	H	Fordham	65 62	
17	H	UCF	58 61					85	H	Virginia	57 74	134	H	UNCW	60 56	
								95	A	Georgetown	41 70	153	A	Duquesne	66 58	
								97	H	West Virginia	43 77	177	N	Wisconsin	42 57	
												262	H	Saint Francis (PA)	78 75	
												307	N	Tennessee St.	78 56	
												313	H	New Orleans	90 38	

LAST 12 Division I GAMES:																
6	A	NC State	34 63	85	H	Virginia	57 74									
1	A	Notre Dame	44 100	40	H	Clemson	59 65									
153	A	Duquesne	66 58	8	H	Syracuse	50 82									
262	H	Saint Francis (PA)	78 75	76	H	Boston College	55 59									
134	H	UNCW	60 56	131	H	Fordham	65 62									
97	H	West Virginia	43 77	69	A	Northwestern	52 49									

Non-Div I Games:

Pittsburgh

Average RPI Win:	235	WON-LOST	WINNING	LAST 10	STRENGTH OF	OPP. STRENGTH	TEAM	ADJ.	CONF.	ADJ CONF.
Average RPI Loss:	93	RECORD	PCT. RANK	GAMES	SCHEDULE	OF SCHEDULE	RPI	RPI	RPI	RPI
DIV. I ONLY	7- 10	221	2-8	51	205	144	144	7	7	
DIV. I NON-CONF.	6- 3	91	0- 0	110	326	92	92	7	7	

TOTALS	RPI 1-25	RPI 26-50	W-L RECORDS	RPI 51-100	RPI 101-150	RPI 150+				
7- 10	0- 2	0- 2	OVERALL	0- 1	0- 3	7- 2				
3- 4	0- 0	0- 1	HOME	0- 1	0- 1	3- 1				
4- 5	0- 2	0- 0	AWAY	0- 0	0- 2	4- 1				
0- 1	0- 0	0- 1	NEUTRAL	0- 0	0- 0	0- 0				
6- 3	0- 0	0- 1	NON-CONFERENCE	0- 0	0- 2	6- 0				
3- 1	0- 0	0- 0	HOME	0- 0	0- 1	3- 0				
3- 1	0- 0	0- 0	AWAY	0- 0	0- 1	3- 0				
0- 1	0- 0	0- 1	NEUTRAL	0- 0	0- 0	0- 0				
1- 7	0- 2	0- 1	CONFERENCE	0- 1	0- 1	1- 2				
0- 3	0- 0	0- 1	HOME	0- 1	0- 0	0- 1				
1- 4	0- 2	0- 0	AWAY	0- 0	0- 1	1- 1				
0- 0	0- 0	0- 0	NEUTRAL	0- 0	0- 0	0- 0				

RPI 1-25				RPI 26-50				RPI 51-100				RPI 101+ Team's RPI: 144			
RPI	S	Opponent	Score	RPI	S	Opponent	Score	RPI	S	Opponent	Score	RPI	S	Opponent	Score
14	A	Gonzaga	71 97	48	H	Saint Mary's (CA)	91 98	74	H	Paci fic	66 76	112	A	Loyol a Marymount	58 76
20	A	BYU	71 79	50	N	Ari zona	70 92					140	A	Portland St.	79 92
												150	H	UC Irvine	69 84
												157	A	Pepperdi ne	68 82
												159	H	Utah St.	61 54
												162	H	Santa Clara	66 72
												209	H	Cal St. Fullerton	83 74
												219	H	Air Force	79 60
												238	A	Utah Valley	65 60
												249	A	San Diego	69 60
												257	A	Hawai i	72 65
												311	A	Weber St.	89 73
LAST 12 Division I GAMES:															
				48	H	Saint Mary's (CA)	91 98	162	H	Santa Clara	66 72				
				74	H	Paci fic	66 76	20	A	BYU	71 79				
				112	A	Loyol a Marymount	58 76	249	A	San Di ego	69 60				
				157	A	Pepperdi ne	68 82	14	A	Gonzaga	71 97				
				219	H	Air Force	79 60	140	A	Portland St.	79 92				
				150	H	UC Irvine	69 84	159	H	Utah St.	61 54				

Non-Div I Games: Warner Paci fi c 98 63 Willamette 82 27

Portland

Average RPI Win:	228	WON-LOST	WINNING	LAST 10	STRENGTH OF	OPP. STRENGTH	TEAM	ADJ.	CONF.	ADJ CONF.
Average RPI Loss:	130	RECORD	PCT. RANK	GAMES	SCHEDULE	OF SCHEDULE	RPI	RPI	RPI	RPI

DIV. I ONLY	13- 2	16	8-2	333	161	140	140	16	16
DIV. I NON-CONF.	7- 1	31	0- 0	342	206	180	180	11	11

TOTALS	RPI 1-25	RPI 26-50	W-L RECORDS	RPI 51-100	RPI 101-150	RPI 150+			
13- 2	0- 0	0- 0	OVERALL	1- 0	1- 2	11- 0			
9- 1	0- 0	0- 0	HOME	1- 0	1- 1	7- 0			
4- 1	0- 0	0- 0	AWAY	0- 0	0- 1	4- 0			
0- 0	0- 0	0- 0	NEUTRAL	0- 0	0- 0	0- 0			
7- 1	0- 0	0- 0	NON-CONFERENCE	1- 0	1- 1	5- 0			
5- 1	0- 0	0- 0	HOME	1- 0	1- 1	3- 0			
2- 0	0- 0	0- 0	AWAY	0- 0	0- 0	2- 0			
0- 0	0- 0	0- 0	NEUTRAL	0- 0	0- 0	0- 0			
6- 1	0- 0	0- 0	CONFERENCE	0- 0	0- 1	6- 0			
4- 0	0- 0	0- 0	HOME	0- 0	0- 0	4- 0			
2- 1	0- 0	0- 0	AWAY	0- 0	0- 1	2- 0			
0- 0	0- 0	0- 0	NEUTRAL	0- 0	0- 0	0- 0			

RPI 1-25	RPI 26-50	RPI 51-100	RPI 101+	Team's RPI: 140
RPI S Opponent Score	RPI S Opponent Score	RPI S Opponent Score	RPI S Opponent Score	
		83 H UC Davis 65 50	109 A Northern Colo. 63 79	
			144 H Portland 92 79	
			150 H UC Irvine 68 73	
			151 H Montana St. 55 53	
			152 H Montana 78 60	
			173 A Eastern Wash. 76 64	
			216 H UNLV 58 49	
			218 H Southern Utah 63 49	
			253 H Northern Ariz. 72 55	
			266 A UTEP 89 61	
			311 A Weber St. 77 59	
			321 H San Jose St. 80 51	
			337 H Seattle U 68 43	
			339 A Grand Canyon 60 55	
LAST 12 Division I GAMES:				
152 H Montana 78 60	173 A Eastern Wash. 76 64			
151 H Montana St. 55 53	253 H Northern Ariz. 72 55			
109 A Northern Colo. 63 79	218 H Southern Utah 63 49			
150 H UC Irvine 68 73	311 A Weber St. 77 59			
216 H UNLV 58 49	266 A UTEP 89 61			
339 A Grand Canyon 60 55	144 H Portland 92 79			

Non-Div I Games: Warner Pacific 102 49

Portland St.

Average RPI Win:	286	WON-LOST	WINNING	LAST 10	STRENGTH OF	OPP. STRENGTH	TEAM	ADJ.	CONF.	ADJ CONF.
Average RPI Loss:	113	RECORD	PCT. RANK	GAMES	SCHEDULE	OF SCHEDULE	RPI	RPI	RPI	RPI
DIV. I ONLY	4- 9	267	3-7	153	202	210	210	29	29	
DIV. I NON-CONF.	1- 7	319	0- 0	17	100	186	186	26	26	

TOTALS	RPI 1-25	RPI 26-50	W-L RECORDS	RPI 51-100	RPI 101-150	RPI 150+				
4- 9	0- 2	0- 0	OVERALL	0- 3	0- 1	4- 3				
1- 3	0- 0	0- 0	HOME	0- 1	0- 0	1- 2				
2- 6	0- 2	0- 0	AWAY	0- 2	0- 1	2- 1				
1- 0	0- 0	0- 0	NEUTRAL	0- 0	0- 0	1- 0				
1- 7	0- 2	0- 0	NON-CONFERENCE	0- 3	0- 1	1- 1				
0- 1	0- 0	0- 0	HOME	0- 1	0- 0	0- 0				
0- 6	0- 2	0- 0	AWAY	0- 2	0- 1	0- 1				
1- 0	0- 0	0- 0	NEUTRAL	0- 0	0- 0	1- 0				
3- 2	0- 0	0- 0	CONFERENCE	0- 0	0- 0	3- 2				
1- 2	0- 0	0- 0	HOME	0- 0	0- 0	1- 2				
2- 0	0- 0	0- 0	AWAY	0- 0	0- 0	2- 0				
0- 0	0- 0	0- 0	NEUTRAL	0- 0	0- 0	0- 0				

RPI 1-25				RPI 26-50				RPI 51-100				RPI 101+ Team's RPI: 210			
RPI	S	Opponent	Score	RPI	S	Opponent	Score	RPI	S	Opponent	Score	RPI	S	Opponent	Score
12	A	Iowa St.	46 94					55	A	Arkansas	44 71	123	A	Colorado	38 79
22	A	Texas A&M	57 70					67	A	Oklahoma St.	50 70	160	H	Grambling	63 64
								78	H	Rice	58 68	187	A	Southern U.	55 54
												247	H	Texas Southern	44 52
												255	A	UTRGV	50 57
												274	N	A&M-Corpus Christi	67 59
												334	H	Jackson St.	76 57
												350	A	Alcorn	82 61

LAST 12 Division I GAMES:															
187	A	Southern U.	55 54	160	H	Grambling	63 64								
22	A	Texas A&M	57 70	334	H	Jackson St.	76 57								
12	A	Iowa St.	46 94	247	H	Texas Southern	44 52								
55	A	Arkansas	44 71	350	A	Alcorn	82 61								
123	A	Colorado	38 79	274	N	A&M-Corpus Christi	67 59								
78	H	Rice	58 68	255	A	UTRGV	50 57								

Non-Div I Games: Jarvis Christian 117 32 Arlington Baptist 105 31

Prairie View

Average RPI Win: 313		WON-LOST RECORD	WINNING PCT. RANK	LAST 10 GAMES	STRENGTH OF SCHEDULE	OPP. STRENGTH OF SCHEDULE	TEAM RPI	ADJ. RPI	CONF. RPI	ADJ. CONF. RPI
Average RPI Loss: 188										
DIV. I ONLY		4- 13	296	3-7	304	296	327	327	28	28
DIV. I NON-CONF.		2- 9	297	0- 0	293	248	325	325	29	29
TOTALS		RPI 1-25	RPI 26-50	W-L RECORDS	RPI 51-100	RPI 101-150	RPI 150+			
4- 13	0- 0		0- 0	OVERALL	0- 1	0- 5	4- 7			
3- 3	0- 0		0- 0	HOME	0- 0	0- 0	3- 3			
1- 10	0- 0		0- 0	AWAY	0- 1	0- 5	1- 4			
0- 0	0- 0		0- 0	NEUTRAL	0- 0	0- 0	0- 0			
2- 9	0- 0		0- 0	NON-CONFERENCE	0- 1	0- 3	2- 5			
1- 2	0- 0		0- 0	HOME	0- 0	0- 0	1- 2			
1- 7	0- 0		0- 0	AWAY	0- 1	0- 3	1- 3			
0- 0	0- 0		0- 0	NEUTRAL	0- 0	0- 0	0- 0			
2- 4	0- 0		0- 0	CONFERENCE	0- 0	0- 2	2- 2			
2- 1	0- 0		0- 0	HOME	0- 0	0- 0	2- 1			
0- 3	0- 0		0- 0	AWAY	0- 0	0- 2	0- 1			
0- 0	0- 0		0- 0	NEUTRAL	0- 0	0- 0	0- 0			

RPI 1-25				RPI 26-50				RPI 51-100				RPI 101+				Team's RPI: 327	
RPI	S	Opponent	Score	RPI	S	Opponent	Score	RPI	S	Opponent	Score	RPI	S	Opponent	Score		
								53	A	Tennessee	49	97	114	A	Georgia	59	83
												134	A	UNCW	48	63	
												139	A	High Point	40	79	
												145	A	Davidson	56	83	
												146	A	Radford	49	59	
												164	A	Vanderbilt	43	78	
												221	A	Samford	54	75	
												240	A	Campbell	46	51	
												244	H	Gardner-Webb	58	66	
												250	A	Furman	68	76	
												273	H	Wofford	61	50	
												282	H	Ga. Southern	68	69	
												291	A	Col. of Charleston	71	65	
												312	H	South Carolina St.	48	57	
												342	H	USC Upstate	70	54	
												346	H	Longwood	81	66	
LAST 12 Division I GAMES:																	
				346	H	Longwood	81	66	146	A	Radford	49	59				
				240	A	Campbell	46	51	244	H	Gardner-Webb	58	66				
				250	A	Furman	68	76	342	H	USC Upstate	70	54				
				114	A	Georgia	59	83	139	A	High Point	40	79				
				291	A	Col. of Charleston	71	65	282	H	Ga. Southern	68	69				
				145	A	Davidson	56	83	221	A	Samford	54	75				

Non-Div I Games:

Presbyteri an

P
r
i
n
c
e
t
o
n

Princeton										
Average RPI Win:		183	WON-LOST		WINNING	LAST 10		STRENGTH OF		THROUGH GAMES OF Jan. 25, 2019
Average RPI Loss:		75	RECORD		PCT. RANK	GAMES		SCHEDULE		OPP. STRENGTH
DIV. I ONLY		8- 8			165	7-3		46		97
DIV. I NON-CONF.		8- 7			160	0- 0		64		68
TEAM RPI		80	CONF. RPI		11	ADJ. RPI		11		
RPI 1-25			RPI 26-50			W-L RECORDS		RPI 51-100		RPI 101-150
8- 8		0- 1	0- 3			OVERALL		2- 3		2- 0
3- 2		0- 0	0- 0			HOME		1- 2		2- 0
5- 3		0- 0	0- 1			AWAY		1- 1		0- 0
0- 3		0- 1	0- 2			NEUTRAL		0- 0		0- 0
8- 7		0- 1	0- 3			NON-CONFERENCE		2- 2		2- 0
3- 1		0- 0	0- 0			HOME		1- 1		2- 0
5- 3		0- 0	0- 1			AWAY		1- 1		0- 0
0- 3		0- 1	0- 2			NEUTRAL		0- 0		0- 0
0- 1		0- 0	0- 0			CONFERENCE		0- 1		0- 0
0- 1		0- 0	0- 0			HOME		0- 1		0- 0
0- 0		0- 0	0- 0			AWAY		0- 0		0- 0
0- 0		0- 0	0- 0			NEUTRAL		0- 0		0- 0

RPI 1-25				RPI 26-50				RPI 51-100 Team's RPI: 80				RPI 101+			
RPI	S	Opponent	Score	RPI	S	Opponent	Score	RPI	S	Opponent	Score	RPI	S	Opponent	Score
8	N	Syracuse	61 92	36	N	DePaul	67 82	60	H	Qui nni pi ac	54 42	128	H	Marist	60 57
				42	N	Kansas St.	61 80	88	H	Seton Hall I	66 70	145	H	Davi dson	65 57
				45	A	Vi ll anova	46 67	96	H	Penn	60 66	189	A	George Washi ngton	49 64
								98	A	Penn St.	71 79	199	A	Ri der	89 65
								100	A	Hartford	75 38	245	A	Monmouth	79 47
												277	A	St. Franci s Brookl yn	83 64
												310	A	New Hampshi re	90 42
LAST 12 Di vi si on I GAMES:															
128	H	Marist	60 57	96	H	Penn	60 66								
245	A	Monmouth	79 47	310	A	New Hampshi re	90 42								
60	H	Qui nni pi ac	54 42	100	A	Hartford	75 38								
145	H	Davi dson	65 57	277	A	St. Franci s Brookl yn	83 64								
45	A	Vi ll anova	46 67	8	N	Syracuse	61 92								
42	N	Kansas St.	61 80	36	N	DePaul	67 82								

Non-Di v I Games:

Princeton

P
r
i
n
c
e
t
o
n

Average RPI	Win: 172	WON-LOST	WINNING	LAST 10	STRENGTH OF	OPP. STRENGTH	TEAM	ADJ.	CONF.	ADJ CONF.
Average RPI	Loss: 77	RECORD	PCT. RANK	GAMES	SCHEDULE	OF SCHEDULE	RPI	RPI	RPI	RPI
DIV. I ONLY	12- 8	118	6-4	83	75	90	90	5	5	
DIV. I NON-CONF.	8- 4	91	1- 0	188	161	125	125	4	4	
<hr/>										
TOTALS	RPI 1-25	RPI 26-50	W-L RECORDS	RPI 51-100	RPI 101-150	RPI 150+				
12- 8	0- 1	2- 1	OVERALL	1- 5	2- 0	7- 1				
8- 3	0- 0	2- 0	HOME	0- 3	1- 0	5- 0				
3- 5	0- 1	0- 1	AWAY	1- 2	1- 0	1- 1				
1- 0	0- 0	0- 0	NEUTRAL	0- 0	0- 0	1- 0				
8- 4	0- 0	0- 0	NON-CONFERENCE	1- 3	1- 0	6- 1				
5- 2	0- 0	0- 0	HOME	0- 2	1- 0	4- 0				
2- 2	0- 0	0- 0	AWAY	1- 1	0- 0	1- 1				
1- 0	0- 0	0- 0	NEUTRAL	0- 0	0- 0	1- 0				
4- 4	0- 1	2- 1	CONFERENCE	0- 2	1- 0	1- 0				
3- 1	0- 0	2- 0	HOME	0- 1	0- 0	1- 0				
1- 3	0- 1	0- 1	AWAY	0- 1	1- 0	0- 0				
0- 0	0- 0	0- 0	NEUTRAL	0- 0	0- 0	0- 0				

RPI	S	Opponent	Score	RPI	S	Opponent	Score	RPI	S	Opponent	Score	RPI	S	Opponent	Score
11	A	Marquette	46 85	35	H	Butler	74 68	54	H	Northeastern	59 65	104	H	Yale	59 42
				36	A	DePaul	62 88	60	H	Quinnipiac	44 48	107	A	St. John's (NY)	67 66
				45	H	Villanova	67 61	76	A	Boston College	61 57	157	H	Pepperdine	66 47
								88	A	Seton Hall	73 79	176	A	Rhode Island	65 72
								95	H	Georgetown	52 68	184	H	Xavier	71 58
								98	A	Penn St.	72 74	212	H	Sacred Heart	62 52
												276	H	La Salle	77 47
												279	N	Bryant	72 64
												287	H	Northern Ky.	48 43
												298	A	UMass Lowell	71 47
<hr/>															
LAST 12 Division I GAMES:															
107	A	St. John's (NY)	67 66	279	N	Bryant	72 64	184	H	Xavier	71 58	35	H	Butler	74 68
45	H	Villanova	67 61	88	A	Seton Hall	73 79	287	H	Northern Ky.	48 43	157	H	Pepperdine	66 47
95	H	Georgetown	52 68												
36	A	DePaul	62 88												
11	A	Marquette	46 85												
276	H	La Salle	77 47												

Non-Div I Games:

Providence

Average RPI Win: 140

Average RPI Loss: 60

WON-LOST
RECORDWINNING
PCT. RANKLAST 10
GAMESSTRENGTH OF
SCHEDULEOPP. STRENGTH
OF SCHEDULETEAM
RPIADJ.
RPICONF.
RPIADJ CONF.
RPIDIV. I ONLY
DIV. I NON-CONF.15- 6
9- 465
858-2
0- 027
6166
11726
6326
634
54
5

TOTALS

RPI 1-25

RPI 26-50

W-L RECORDS

RPI 51-100

RPI 101-150

RPI 150+

15- 6

1- 3

2- 1

OVERALL

3- 0

2- 1

7- 1

11- 1

1- 1

2- 0

HOME

2- 0

1- 0

5- 0

3- 3

0- 1

0- 1

AWAY

1- 0

1- 0

1- 1

1- 2

0- 1

0- 0

NEUTRAL

0- 0

0- 1

1- 0

9- 4

0- 2

1- 1

NON-CONFERENCE

1- 0

0- 1

7- 0

7- 1

0- 1

1- 0

HOME

1- 0

0- 0

5- 0

1- 1

0- 0

0- 1

AWAY

0- 0

0- 0

1- 0

1- 2

0- 1

0- 0

NEUTRAL

0- 0

0- 1

1- 0

6- 2

1- 1

1- 0

CONFERENCE

2- 0

2- 0

0- 1

4- 0

1- 0

1- 0

HOME

1- 0

1- 0

0- 0

2- 2

0- 1

0- 0

AWAY

1- 0

1- 0

0- 1

0- 0

0- 0

0- 0

NEUTRAL

0- 0

0- 0

0- 0

RPI 1-25

RPI 26-50

Team's RPI: 26

RPI 51-100

RPI 101+

RPI	S	Opponent	Score
7	N	UConn	40 86
10	H	Iowa	62 57
16	A	Rutgers	63 65
18	H	South Carolina	73 82

RPI	S	Opponent	Score
27	H	Indiana	56 53
30	H	Miami (FL)	74 63
33	A	Ohio	73 80

RPI	S	Opponent	Score
63	H	Michigan	71 70
65	H	Harvard	66 65
69	A	Northwestern	57 54

RPI	S	Opponent	Score
107	N	St. John's (NY)	62 68
111	H	Ohio St.	60 42
127	A	Minnesota	64 53
167	H	Bradley	74 61
175	A	Ball St.	80 38
177	A	Wisconsin	69 76
203	N	Ole Miss	70 59
226	H	Loyola Chicago	65 41
242	H	Western Ill.	81 60
256	H	Albany (NY)	53 41
335	H	Purdue Fort Wayne	78 44

LAST 12 Division I GAMES:

10	H	Iowa	62 57	127	A	Minnesota	64 53
63	H	Michigan	71 70	27	H	Indiana	56 53
177	A	Wisconsin	69 76	16	A	Rutgers	63 65
111	H	Ohio St.	60 42	69	A	Northwestern	57 54
167	H	Bradley	74 61	18	H	South Carolina	73 82
256	H	Albany (NY)	53 41	226	H	Loyola Chicago	65 41

P
u
r
d
u
eP
u
r
d
u
e

Non-Div I Games:

Purdue

Loss,
Non-Conf,
S Site,
H Home
A Away
N Neutral

Average RPI Win:	329	WON-LOST	WINNING	LAST 10	STRENGTH OF	OPP. STRENGTH	TEAM	ADJ.	CONF.	ADJ CONF.
Average RPI Loss:	192	RECORD	PCT. RANK	GAMES	SCHEDULE	OF SCHEDULE	RPI	RPI	RPI	RPI

DIV. I ONLY	2- 14	332	2-8	294	257	335	335	18	18
DIV. I NON-CONF.	1- 8	322	0- 0	306	321	342	342	16	16

TOTALS	RPI 1-25	RPI 26-50	W-L RECORDS	RPI 51-100	RPI 101-150	RPI 150+			
2- 14	0- 0	0- 3	OVERALL	0- 0	0- 0	2- 11			
1- 5	0- 0	0- 1	HOME	0- 0	0- 0	1- 4			
1- 9	0- 0	0- 2	AWAY	0- 0	0- 0	1- 7			
0- 0	0- 0	0- 0	NEUTRAL	0- 0	0- 0	0- 0			
1- 8	0- 0	0- 1	NON-CONFERENCE	0- 0	0- 0	1- 7			
0- 3	0- 0	0- 0	HOME	0- 0	0- 0	0- 3			
1- 5	0- 0	0- 1	AWAY	0- 0	0- 0	1- 4			
0- 0	0- 0	0- 0	NEUTRAL	0- 0	0- 0	0- 0			
1- 6	0- 0	0- 2	CONFERENCE	0- 0	0- 0	1- 4			
1- 2	0- 0	0- 1	HOME	0- 0	0- 0	1- 1			
0- 4	0- 0	0- 1	AWAY	0- 0	0- 0	0- 3			
0- 0	0- 0	0- 0	NEUTRAL	0- 0	0- 0	0- 0			

RPI S Opponent	Score	RPI S Opponent	Score	RPI S Opponent	Score	RPI S Opponent	Score	Team's RPI: 335
26 A Purdue	44 78	26 A Purdue	44 78	169 H Oral Roberts	61 72	169 H Oral Roberts	61 72	
29 A South Dakota	51 69	29 A South Dakota	51 69	188 H Eastern Mi ch.	72 87	188 H Eastern Mi ch.	72 87	
31 H South Dakota St.	52 85	31 H South Dakota St.	52 85	192 A Mi lwaukee	48 70	192 A Mi lwaukee	48 70	
				213 H SIUE	49 57	213 H SIUE	49 57	
				220 A North Dakota	60 79	220 A North Dakota	60 79	
				226 A Loyol a Chi cago	67 81	226 A Loyol a Chi cago	67 81	
				242 A Western Ill.	59 73	242 A Western Ill.	59 73	
				254 A Eastern Ill.	63 72	254 A Eastern Ill.	63 72	
				290 A Western Mi ch.	61 69	290 A Western Mi ch.	61 69	
				303 A North Dakota St.	54 70	303 A North Dakota St.	54 70	
				309 H Valparaiso	64 68	309 H Valparaiso	64 68	
				317 H Omaha	56 48	317 H Omaha	56 48	
				341 A Evansville	72 66	341 A Evansville	72 66	
LAST 12 Division I GAMES:								
31 H South Dakota St.	52 85	317 H Omaha	56 48					
220 A North Dakota	60 79	242 A Western Ill.	59 73					
303 A North Dakota St.	54 70	29 A South Dakota	51 69					
309 H Valparaiso	64 68	169 H Oral Roberts	61 72					
188 H Eastern Mi ch.	72 87	226 A Loyol a Chi cago	67 81					
192 A Mi lwaukee	48 70	213 H SIUE	49 57					

Non-Div I Games: Taylor (IN) 84 74 Goshen 86 45 Ind. -Kokomo 87 50

Average RPI Loss: 39

DIV. I ONLY	12- 6	83	8-2	73	127	60	60	27	27
DIV. I NON-CONF.	5- 6	177	1- 0	21	15	57	57	28	28
TOTALS	RPI 1-25	RPI 26-50	W-L RECORDS	RPI 51-100	RPI 101-150	RPI 150+			
12- 6	0- 3	0- 1	OVERALL	2- 2	2- 0	8- 0			
5- 2	0- 2	0- 0	HOME	0- 0	0- 0	5- 0			
6- 2	0- 0	0- 0	AWAY	2- 2	2- 0	2- 0			
1- 2	0- 1	0- 1	NEUTRAL	0- 0	0- 0	1- 0			
5- 6	0- 3	0- 1	NON-CONFERENCE	2- 2	1- 0	2- 0			
1- 2	0- 2	0- 0	HOME	0- 0	0- 0	1- 0			
3- 2	0- 0	0- 0	AWAY	2- 2	1- 0	0- 0			
1- 2	0- 1	0- 1	NEUTRAL	0- 0	0- 0	1- 0			
7- 0	0- 0	0- 0	CONFERENCE	0- 0	1- 0	6- 0			
4- 0	0- 0	0- 0	HOME	0- 0	0- 0	4- 0			
3- 0	0- 0	0- 0	AWAY	0- 0	1- 0	2- 0			
0- 0	0- 0	0- 0	NEUTRAL	0- 0	0- 0	0- 0			

RPI 1-25					
RPI	S	Opponent	Score		
17	H	UCF	45	47	
21	H	Central Mich.	52	67	
23	N	Texas	55	56	

RPI 26-50					
RPI	S	Opponent	Score		
38	N	Missouri	51	65	

RPI 51-100					
RPI	S	Opponent	Score		
56	A	Bucknell	58	75	
65	A	Harvard	72	67	
80	A	Princeton	42	54	
90	A	Providence	48	44	

Team's RPI : 60					
RPI	S	Opponent	Score		
121	A	Drexel	56	52	
128	A	Marist	76	69	
175	N	Ball St.	69	66	
233	A	Niagara	96	55	
245	H	Monmouth	67	38	
252	H	Siena	68	31	
280	H	Richmond	65	48	
295	A	Canisius	55	42	
297	H	Saint Peter's	90	45	
301	H	Fairfield	81	36	

LAST 12 Division I GAMES:					
233	A	Niagara	96	55	
245	H	Monmouth	67	38	
128	A	Marist	76	69	
297	H	Saint Peter's	90	45	
301	H	Fairfield	81	36	
17	H	UCF	45	47	
175	N	Ball St.	69	66	
38	N	Missouri	51	65	
252	H	Siena	68	31	
295	A	Canisius	55	42	
280	H	Richmond	65	48	
80	A	Princeton	42	54	

Qui nni pi ac

Average RPI Win:	241	WON-LOST	WINNING	LAST 10	STRENGTH OF	OPP. STRENGTH	TEAM	ADJ.	CONF.	ADJ CONF.
Average RPI Loss:	124	RECORD	PCT. RANK	GAMES	SCHEDULE	OF SCHEDULE	RPI	RPI	RPI	RPI
DIV. I ONLY	11- 6	93	8-2	236	233	146	146	28	28	
DIV. I NON-CONF.	5- 5	162	0- 0	133	115	131	131	29	29	

TOTALS	RPI 1-25	RPI 26-50	W-L RECORDS	RPI 51-100	RPI 101-150	RPI 150+				
11- 6	0- 1	0- 0	OVERALL	1- 2	2- 1	8- 2				
6- 1	0- 0	0- 0	HOME	0- 0	1- 1	5- 0				
4- 4	0- 1	0- 0	AWAY	1- 1	1- 0	2- 2				
1- 1	0- 0	0- 0	NEUTRAL	0- 1	0- 0	1- 0				
5- 5	0- 1	0- 0	NON-CONFERENCE	1- 2	1- 1	3- 1				
2- 1	0- 0	0- 0	HOME	0- 0	0- 1	2- 0				
2- 3	0- 1	0- 0	AWAY	1- 1	1- 0	0- 1				
1- 1	0- 0	0- 0	NEUTRAL	0- 1	0- 0	1- 0				
6- 1	0- 0	0- 0	CONFERENCE	0- 0	1- 0	5- 1				
4- 0	0- 0	0- 0	HOME	0- 0	1- 0	3- 0				
2- 1	0- 0	0- 0	AWAY	0- 0	0- 0	2- 1				
0- 0	0- 0	0- 0	NEUTRAL	0- 0	0- 0	0- 0				

RPI 1-25				RPI 26-50				RPI 51-100				RPI 101+				Team's RPI: 146
RPI	S	Opponent	Score	RPI	S	Opponent	Score	RPI	S	Opponent	Score	RPI	S	Opponent	Score	
6	A	NC State	58 75					81	A	Virginia Tech	44 55	137	A	VCU	54 49	
								84	N	Nebraska	39 77	139	H	High Point	80 58	
								85	A	Virginia	57 44	141	H	Morehead St.	72 79	
												194	A	Hampton	54 68	
												200	H	UNC Asheville	60 46	
												231	N	Temple	56 50	
												236	A	Mt. St. Mary's	77 89	
												259	H	ETSU	79 64	
												278	H	Winthrop	70 49	
												312	H	South Carolina St.	61 31	
												327	H	Presbyterian	59 49	
												336	A	Charleston So.	67 41	
												346	A	Longwood	68 34	

LAST 12 Division I GAMES:																
194	A	Hampton	54 68	327	H	Presbyterian	59 49									
139	H	High Point	80 58	346	A	Longwood	68 34									
200	H	UNC Asheville	60 46	336	A	Charleston So.	67 41									
236	A	Mt. St. Mary's	77 89	278	H	Winthrop	70 49									
137	A	VCU	54 49	85	A	Virginia	57 44									
141	H	Morehead St.	72 79	81	A	Virginia Tech	44 55									

Non-Div I Games: Shepherd 60 46

Radford

Average RPI Win:	215	WON-LOST	WINNING	LAST 10	STRENGTH OF	OPP. STRENGTH	TEAM	ADJ.	CONF.	ADJ CONF.
Average RPI Loss:	113	RECORD	PCT. RANK	GAMES	SCHEDULE	OF SCHEDULE	RPI	RPI	RPI	RPI
DIV. I ONLY	7- 11	232	2-8	91	177	176	176	17	17	
DIV. I NON-CONF.	5- 7	206	1- 0	48	182	143	143	17	17	

TOTALS	RPI 1-25	RPI 26-50	W-L RECORDS	RPI 51-100	RPI 101-150	RPI 150+				
7- 11	0- 1	0- 1	OVERALL	1- 3	0- 4	6- 2				
3- 6	0- 0	0- 0	HOME	1- 3	0- 2	2- 1				
4- 5	0- 1	0- 1	AWAY	0- 0	0- 2	4- 1				
0- 0	0- 0	0- 0	NEUTRAL	0- 0	0- 0	0- 0				
5- 7	0- 1	0- 1	NON-CONFERENCE	1- 3	0- 1	4- 1				
3- 3	0- 0	0- 0	HOME	1- 3	0- 0	2- 0				
2- 4	0- 1	0- 1	AWAY	0- 0	0- 1	2- 1				
0- 0	0- 0	0- 0	NEUTRAL	0- 0	0- 0	0- 0				
2- 4	0- 0	0- 0	CONFERENCE	0- 0	0- 3	2- 1				
0- 3	0- 0	0- 0	HOME	0- 0	0- 2	0- 1				
2- 1	0- 0	0- 0	AWAY	0- 0	0- 1	2- 0				
0- 0	0- 0	0- 0	NEUTRAL	0- 0	0- 0	0- 0				

RPI 1-25				RPI 26-50				RPI 51-100				RPI 101+ Team's RPI: 176			
RPI	S	Opponent	Score	RPI	S	Opponent	Score	RPI	S	Opponent	Score	RPI	S	Opponent	Score
19	A	Kentucky	52 75	40	A	Clemson	67 80	65	H	Harvard	47 80	127	A	Minnesota	71 91
								76	H	Boston College	64 88	131	H	Fordham	38 56
								90	H	Providence	72 65	137	A	VCU	39 74
								100	H	Hartford	51 65	145	H	Davidson	67 77
												189	H	George Washington	59 64
												198	A	Saint Louis	68 56
												205	H	Brown	72 67
												217	A	Holy Cross	65 73
												220	H	North Dakota	77 63
												243	A	Robert Morris	46 41
												269	A	Vermont	61 58
												280	A	Richmond	66 60
LAST 12 Division I GAMES:															
145	H	Davidson	67 77	205	H	Brown	72 67								
189	H	George Washington	59 64	131	H	Fordham	38 56								
280	A	Richmond	66 60	137	A	VCU	39 74								
65	H	Harvard	47 80	198	A	Saint Louis	68 56								
127	A	Minnesota	71 91	40	A	Clemson	67 80								
100	H	Hartford	51 65	19	A	Kentucky	52 75								

Non-Div I Games:

Rhode Island

Average RPI Win:	213	WON-LOST	WINNING	LAST 10	STRENGTH OF	OPP. STRENGTH	TEAM	ADJ.	CONF.	ADJ CONF.
Average RPI Loss:	36	RECORD	PCT. RANK	GAMES	SCHEDULE	OF SCHEDULE	RPI	RPI	RPI	RPI
DIV. I ONLY	15- 3	26	9-1	289	62	78	78	15	15	
DIV. I NON-CONF.	9- 3	61	0- 0	305	44	112	112	18	18	

TOTALS	RPI 1-25	RPI 26-50	W-L RECORDS	RPI 51-100	RPI 101-150	RPI 150+				
15- 3	0- 1	0- 2	OVERALL	2- 0	1- 0	12- 0				
8- 0	0- 0	0- 0	HOME	0- 0	0- 0	8- 0				
6- 2	0- 1	0- 1	AWAY	2- 0	1- 0	3- 0				
1- 1	0- 0	0- 1	NEUTRAL	0- 0	0- 0	1- 0				
9- 3	0- 1	0- 2	NON-CONFERENCE	1- 0	0- 0	8- 0				
5- 0	0- 0	0- 0	HOME	0- 0	0- 0	5- 0				
3- 2	0- 1	0- 1	AWAY	1- 0	0- 0	2- 0				
1- 1	0- 0	0- 1	NEUTRAL	0- 0	0- 0	1- 0				
6- 0	0- 0	0- 0	CONFERENCE	1- 0	1- 0	4- 0				
3- 0	0- 0	0- 0	HOME	0- 0	0- 0	3- 0				
3- 0	0- 0	0- 0	AWAY	1- 0	1- 0	1- 0				
0- 0	0- 0	0- 0	NEUTRAL	0- 0	0- 0	0- 0				

RPI 1-25				RPI 26-50				RPI 51-100				Team's RPI: 78				RPI 101+			
RPI	S	Opponent	Score	RPI	S	Opponent	Score	RPI	S	Opponent	Score	RPI	S	Opponent	Score	RPI	S	Opponent	Score
22	A	Texas A&M	54 65	43	N	North Carolina	50 71	73	A	Middle Tenn.	60 47	143	A	Louisiana Tech	61 51	165	H	Georgia St.	66 49
				44	A	UCLA	50 59	89	A	Little Rock	79 65	186	H	North Texas	64 52	191	A	Southern Miss.	58 47
												208	H	SMU	66 52	210	A	Prairie View	68 58
												215	N	Coastal Caro.	56 52	247	H	Texas Southern	76 71
												265	H	UTSA	85 54	266	H	UTEP	76 42
												305	A	Incarnate Word	74 63	313	H	New Orleans	67 56
												323	H	McNeese	93 65				
LAST 12 Division I GAMES:																			
143	A	Louisiana Tech	61 51	73	A	Middle Tenn.	60 47	186	H	North Texas	64 52	266	H	UTEP	76 42				
191	A	Southern Miss.	58 47	265	H	UTSA	85 54	210	A	Prairie View	68 58	313	H	New Orleans	67 56				
305	A	Incarnate Word	74 63	208	H	SMU	66 52												
215	N	Coastal Caro.	56 52																
43	N	North Carolina	50 71																

Non-Div I Games:

Rice

Average RPI Win:	264	WON-LOST	WINNING	LAST 10	STRENGTH OF	OPP. STRENGTH	TEAM	ADJ.	CONF.	ADJ CONF.
Average RPI Loss:	133	RECORD	PCT. RANK	GAMES	SCHEDULE	OF SCHEDULE	RPI	RPI	RPI	RPI
DIV. I ONLY	4- 15	305	2-8	131	170	280	280	17	17	
DIV. I NON-CONF.	3- 10	278	0- 0	129	148	273	273	17	17	

TOTALS	RPI 1-25	RPI 26-50	W-L RECORDS	RPI 51-100	RPI 101-150	RPI 150+				
4- 15	0- 1	0- 1	OVERALL	0- 3	0- 6	4- 4				
4- 6	0- 0	0- 1	HOME	0- 1	0- 2	4- 2				
0- 8	0- 1	0- 0	AWAY	0- 1	0- 4	0- 2				
0- 1	0- 0	0- 0	NEUTRAL	0- 1	0- 0	0- 0				
3- 10	0- 1	0- 1	NON-CONFERENCE	0- 3	0- 3	3- 2				
3- 4	0- 0	0- 1	HOME	0- 1	0- 1	3- 1				
0- 5	0- 1	0- 0	AWAY	0- 1	0- 2	0- 1				
0- 1	0- 0	0- 0	NEUTRAL	0- 1	0- 0	0- 0				
1- 5	0- 0	0- 0	CONFERENCE	0- 0	0- 3	1- 2				
1- 2	0- 0	0- 0	HOME	0- 0	0- 1	1- 1				
0- 3	0- 0	0- 0	AWAY	0- 0	0- 2	0- 1				
0- 0	0- 0	0- 0	NEUTRAL	0- 0	0- 0	0- 0				

RPI	S	Opponent	Score	RPI	S	Opponent	Score	RPI	S	Opponent	Score	RPI	S	Opponent	Score	Team's RPI: 280
17	A	UCF	48 70	33	H	Ohio	58 109	60	A	Quinnipiac	48 65	117	A	Wake Forest	48 62	
								81	N	Virginia Tech	57 85	121	H	Drexel	35 58	
								95	H	Georgetown	53 73	131	A	Fordham	48 60	
												137	H	VCU	43 68	
												145	A	Davidson	55 78	
												148	A	William & Mary	55 65	
												153	A	Duquesne	54 80	
												176	H	Rhode Island	60 66	
												223	H	Howard	67 60	
												225	H	UMES	57 55	
												283	A	Fla. Atlantic	55 69	
												288	H	Saint Joseph's	46 45	
												301	H	Fairfield	40 58	
												318	H	UNC Greensboro	59 48	
LAST 12 Division I GAMES:																
131	A	Fordham	48 60	288	H	Saint Joseph's	46 45	153	A	Duquesne	54 80	145	A	Davidson	55 78	
176	H	Rhode Island	60 66	137	H	VCU	43 68	223	H	Howard	67 60	148	A	William & Mary	55 65	
318	H	UNC Greensboro	59 48	225	H	UMES	57 55									
121	H	Drexel	35 58													
33	H	Ohio	58 109													
60	A	Quinnipiac	48 65													

Non-Div I Games:

Richmond

Average RPI Win:	284	WON-LOST	WINNING	LAST 10	STRENGTH OF	OPP. STRENGTH	TEAM	ADJ.	CONF.	ADJ CONF.
Average RPI Loss:	143	RECORD	PCT. RANK	GAMES	SCHEDULE	OF SCHEDULE	RPI	RPI	RPI	RPI
DIV. I ONLY	10- 7	123	7-3	312	247	199	199	27	27	
DIV. I NON-CONF.	4- 7	228	0- 1	232	221	248	248	28	28	
<hr/>										
TOTALS	RPI 1-25	RPI 26-50	W-L RECORDS	RPI 51-100	RPI 101-150	RPI 150+				
10- 7	0- 0	0- 0	OVERALL	0- 4	0- 0	10- 3				
4- 3	0- 0	0- 0	HOME	0- 2	0- 0	4- 1				
6- 3	0- 0	0- 0	AWAY	0- 1	0- 0	6- 2				
0- 1	0- 0	0- 0	NEUTRAL	0- 1	0- 0	0- 0				
4- 7	0- 0	0- 0	NON-CONFERENCE	0- 4	0- 0	4- 3				
2- 3	0- 0	0- 0	HOME	0- 2	0- 0	2- 1				
2- 3	0- 0	0- 0	AWAY	0- 1	0- 0	2- 2				
0- 1	0- 0	0- 0	NEUTRAL	0- 1	0- 0	0- 0				
6- 0	0- 0	0- 0	CONFERENCE	0- 0	0- 0	6- 0				
2- 0	0- 0	0- 0	HOME	0- 0	0- 0	2- 0				
4- 0	0- 0	0- 0	AWAY	0- 0	0- 0	4- 0				
0- 0	0- 0	0- 0	NEUTRAL	0- 0	0- 0	0- 0				

RPI 1-25				RPI 26-50				RPI 51-100				RPI 101+				Team's RPI: 199
RPI	S	Opponent	Score	RPI	S	Opponent	Score	RPI	S	Opponent	Score	RPI	S	Opponent	Score	
								56	A	Bucknell	59 80	207	H	Navy	60 66	
								76	N	Boston College	61 112	217	A	Holy Cross	61 71	
								80	H	Princeton	65 89	232	A	Binghamton	62 57	
								95	H	Georgetown	49 79	236	H	Mt. St. Mary's	85 67	
												245	A	Monmouth	55 43	
												252	A	Siena	55 52	
												269	A	Vermont	49 54	
												288	A	Saint Joseph's	56 54	
												297	H	Saint Peter's	60 38	
												301	H	Fairfield	62 59	
												315	H	NJIT	67 46	
												332	A	Iona	66 58	
												340	A	Manhattan	73 63	
<hr/>																
LAST 12 Division I GAMES:																
				252	A	Siena	55 52	76	N	Boston College	61 112					
				245	A	Monmouth	55 43	340	A	Manhattan	73 63					
				301	H	Fairfield	62 59	297	H	Saint Peter's	60 38					
				95	H	Georgetown	49 79	332	A	Iona	66 58					
				56	A	Bucknell	59 80	207	H	Navy	60 66					
				232	A	Binghamton	62 57	315	H	NJIT	67 46					

Non-Div I Games:

Rider

Average RPI Win: 301
Average RPI Loss: 125

WON-LOST
RECORD

WINNING
PCT. RANK

LAST 10
GAMES

STRENGTH OF
SCHEDULE

OPP. STRENGTH
OF SCHEDULE

TEAM
RPI

ADJ.
RPI

CONF.
RPI

ADJ CONF.
RPI

DIV. I ONLY	8- 8	165	8-2	316	245	243	243	31	31
DIV. I NON-CONF.	2- 8	293	0- 1	251	81	316	316	31	31

TOTALS	RPI 1-25	RPI 26-50	W-L RECORDS	RPI 51-100	RPI 101-150	RPI 150+			
8- 8	0- 1	0- 1	OVERALL	0- 1	0- 2	8- 3			
4- 3	0- 0	0- 1	HOME	0- 1	0- 0	4- 1			
4- 4	0- 1	0- 0	AWAY	0- 0	0- 2	4- 1			
0- 1	0- 0	0- 0	NEUTRAL	0- 0	0- 0	0- 1			
2- 8	0- 1	0- 1	NON-CONFERENCE	0- 1	0- 2	2- 3			
2- 3	0- 0	0- 1	HOME	0- 1	0- 0	2- 1			
0- 4	0- 1	0- 0	AWAY	0- 0	0- 2	0- 1			
0- 1	0- 0	0- 0	NEUTRAL	0- 0	0- 0	0- 1			
6- 0	0- 0	0- 0	CONFERENCE	0- 0	0- 0	6- 0			
2- 0	0- 0	0- 0	HOME	0- 0	0- 0	2- 0			
4- 0	0- 0	0- 0	AWAY	0- 0	0- 0	4- 0			
0- 0	0- 0	0- 0	NEUTRAL	0- 0	0- 0	0- 0			

RPI 1-25				RPI 26-50				RPI 51-100				RPI 101+ Team's RPI: 243			
RPI	S	Opponent	Score	RPI	S	Opponent	Score	RPI	S	Opponent	Score	RPI	S	Opponent	Score
10	A	Iowa	63 92	49	H	James Madison	36 59	86	H	Kent St.	46 54	112	A	Loyola Marymount	53 61
												122	A	Youngstown St.	59 69
												176	H	Rhode Island	41 46
												208	N	SMU	55 60
												236	H	Mt. St. Mary's	70 58
												239	A	Bowling Green	60 61
												276	H	La Salle	67 39
												277	A	St. Francis Brooklyn	75 56
												279	A	Bryant	60 57
												292	A	Central Conn. St.	64 57
												347	H	Fairleigh Dickinson	71 49
												348	H	Delaware St.	64 63
												351	A	LIU Brooklyn	89 37
LAST 12 Division I GAMES:															
277	A	St. Francis Brooklyn	75 56	112	A	Loyola Marymount	53 61								
347	H	Fairleigh Dickinson	71 49	292	A	Central Conn. St.	64 57								
236	H	Mt. St. Mary's	70 58	279	A	Bryant	60 57								
49	H	James Madison	36 59	351	A	LIU Brooklyn	89 37								
348	H	Delaware St.	64 63	10	A	Iowa	63 92								
86	H	Kent St.	46 54	208	N	SMU	55 60								

Non-Div I Games: Pitt.-Johnstown 73 53

Robert Morris

Loss, Non-Conf, S Site, H Home A Away N Neutral

Average RPI Win: 137

Average RPI Loss: 30

WON-LOST
RECORDWINNING
PCT. RANKLAST 10
GAMESSTRENGTH OF
SCHEDULEOPP. STRENGTH
OF SCHEDULETEAM
RPIADJ.
RPICONF.
RPIADJ CONF.
RPIDIV. I ONLY
DIV. I NON-CONF.15- 4
8- 333
729-1
1- 133
9537
8416
5616
564
54
5

TOTALS

RPI 1-25

RPI 26-50

W-L RECORDS

RPI 51-100

RPI 101-150

RPI 150+

15- 4

1- 3

2- 0

OVERALL

5- 1

0- 0

7- 0

10- 0

0- 0

2- 0

HOME

3- 0

0- 0

5- 0

4- 2

1- 1

0- 0

AWAY

2- 1

0- 0

1- 0

1- 2

0- 2

0- 0

NEUTRAL

0- 0

0- 0

1- 0

8- 3

0- 2

0- 0

NON-CONFERENCE

2- 1

0- 0

6- 0

6- 0

0- 0

0- 0

HOME

1- 0

0- 0

5- 0

1- 1

0- 0

0- 0

AWAY

1- 1

0- 0

0- 0

1- 2

0- 2

0- 0

NEUTRAL

0- 0

0- 0

1- 0

7- 1

1- 1

2- 0

CONFERENCE

3- 0

0- 0

1- 0

4- 0

0- 0

2- 0

HOME

2- 0

0- 0

0- 0

3- 1

1- 1

0- 0

AWAY

1- 0

0- 0

1- 0

0- 0

0- 0

0- 0

NEUTRAL

0- 0

0- 0

0- 0

RPI 1-25

Team's RPI: 16

RPI 26-50

RPI 51-100

RPI 101+

RPI	S	Opponent	Score
10	A	Iowa	66 72
13	N	Drake	59 69
14	N	Gonzaga	40 57
24	A	Maryland	73 65

RPI	S	Opponent	Score
26	H	Purdue	65 63
28	H	Michigan St.	76 62

RPI	S	Opponent	Score
52	H	LSU	57 43
65	A	Harvard	60 49
69	H	Northwestern	45 41
81	A	Virginia Tech	51 67
84	A	Nebraska	62 56
98	H	Penn St.	74 61

RPI	S	Opponent	Score
168	H	Stony Brook	61 47
171	A	Illinois	71 60
205	H	Brown	73 52
256	H	Albany (NY)	65 39
259	N	ETSU	68 44
262	H	Saint Francis (PA)	96 52
292	H	Central Conn. St.	73 44

LAST 12 Division I GAMES:

26	H	Purdue	65	63	259	N	ETSU	68	44
84	A	Nebraska	62	56	14	N	Gonzaga	40	57
171	A	Illinois	71	60	10	A	Iowa	66	72
98	H	Penn St.	74	61	28	H	Michigan St.	76	62
205	H	Brown	73	52	69	H	Northwestern	45	41
24	A	Maryland	73	65	52	H	LSU	57	43

R
u
t
g
e
r
sR
u
t
g
e
r
s

Non-Div I Games:

Rutgers

Loss, Non-Conf, S Site, H Home A Away N Neutral

Average RPI Win:	226	WON-LOST	WINNING	LAST 10	STRENGTH OF	OPP. STRENGTH	TEAM	ADJ.	CONF.	ADJ CONF.
Average RPI Loss:	78	RECORD	PCT. RANK	GAMES	SCHEDULE	OF SCHEDULE	RPI	RPI	RPI	RPI
DIV. I ONLY	12- 3	31	9-1	205	243	71	71	26	26	
DIV. I NON-CONF.	6- 3	91	0- 1	82	190	58	58	24	24	

TOTALS	RPI 1-25	RPI 26-50	W-L RECORDS	RPI 51-100	RPI 101-150	RPI 150+				
12- 3	0- 0	0- 2	OVERALL	0- 0	2- 0	10- 1				
8- 0	0- 0	0- 0	HOME	0- 0	2- 0	6- 0				
3- 3	0- 0	0- 2	AWAY	0- 0	0- 0	3- 1				
1- 0	0- 0	0- 0	NEUTRAL	0- 0	0- 0	1- 0				
6- 3	0- 0	0- 2	NON-CONFERENCE	0- 0	2- 0	4- 1				
5- 0	0- 0	0- 0	HOME	0- 0	2- 0	3- 0				
0- 3	0- 0	0- 2	AWAY	0- 0	0- 0	0- 1				
1- 0	0- 0	0- 0	NEUTRAL	0- 0	0- 0	1- 0				
6- 0	0- 0	0- 0	CONFERENCE	0- 0	0- 0	6- 0				
3- 0	0- 0	0- 0	HOME	0- 0	0- 0	3- 0				
3- 0	0- 0	0- 0	AWAY	0- 0	0- 0	3- 0				
0- 0	0- 0	0- 0	NEUTRAL	0- 0	0- 0	0- 0				

S
F
A

RPI 1-25				RPI 26-50				RPI 51-100				Team's RPI: 71				RPI 101+			
RPI	S	Opponent	Score	RPI	S	Opponent	Score	RPI	S	Opponent	Score	RPI	S	Opponent	Score	RPI	S	Opponent	Score
30	A	Miami (FL)	60	81	47	A	New Mexico	33	74			104	H	Yale	67	57			
												130	H	Tulsa	76	34			
												151	H	Montana St.	60	53			
												158	A	Texas Tech	69	77			
												172	A	Abilene Christian	71	55			
												194	N	Hampton	70	68			
												201	H	Nicholls St.	70	62			
												241	A	Southeastern La.	62	51			
												247	H	Texas Southern	74	55			
												305	A	Incarnate Word	66	56			
												313	H	New Orleans	97	38			
												319	H	Morgan St.	69	42			
												329	H	Northwestern St.	84	56			
LAST 12 Division I GAMES:																			
313	H	New Orleans	97	38	47	A	New Mexico	33	74	104	H	Yale	67	57	172	A	Abilene Christian	71	55
329	H	Northwestern St.	84	56	151	H	Montana St.	60	53	305	A	Incarnate Word	66	56	158	A	Texas Tech	69	77
201	H	Nicholls St.	70	62															
241	A	Southeastern La.	62	51															
194	N	Hampton	70	68															
247	H	Texas Southern	74	55															

S
F
A

Non-Div I Games: Wiley 97 38 Cameron 86 59 Our Lady of the Lake 77

SFA

SIUE		Average RPI	WON-LOST RECORD	WINNING PCT. RANK	LAST 10 GAMES	STRENGTH OF SCHEDULE	OPP. STRENGTH OF SCHEDULE	TEAM RPI	ADJ. RPI	CONF. RPI	ADJ CONF. RPI
Average RPI Win: 281											
Average RPI Loss: 159											
DIV. I ONLY	8- 9	190	5-5	302	282	213	213	22	22		
DIV. I NON-CONF.	4- 6	212	0- 0	309	258	239	239	20	20		

TOTALS	RPI 1-25	RPI 26-50	W-L RECORDS	RPI 51-100	RPI 101-150	RPI 150+					
8- 9	0- 0	0- 1	OVERALL	0- 1	0- 1	8- 6					
3- 1	0- 0	0- 0	HOME	0- 0	0- 0	3- 1					
5- 7	0- 0	0- 1	AWAY	0- 0	0- 1	5- 5					
0- 1	0- 0	0- 0	NEUTRAL	0- 1	0- 0	0- 0					
4- 6	0- 0	0- 1	NON-CONFERENCE	0- 1	0- 0	4- 4					
1- 0	0- 0	0- 0	HOME	0- 0	0- 0	1- 0					
3- 5	0- 0	0- 1	AWAY	0- 0	0- 0	3- 4					
0- 1	0- 0	0- 0	NEUTRAL	0- 1	0- 0	0- 0					
4- 3	0- 0	0- 0	CONFERENCE	0- 0	0- 1	4- 2					
2- 1	0- 0	0- 0	HOME	0- 0	0- 0	2- 1					
2- 2	0- 0	0- 0	AWAY	0- 0	0- 1	2- 1					
0- 0	0- 0	0- 0	NEUTRAL	0- 0	0- 0	0- 0					

RPI 1-25				RPI 26-50				RPI 51-100				RPI 101+ Team's RPI: 213			
RPI	S	Opponent	Score	RPI	S	Opponent	Score	RPI	S	Opponent	Score	RPI	S	Opponent	Score
				38	A	Missouri	36 59	87	N	Missouri St.	65 68	113	A	Tennessee Tech	55 79
												171	A	Illinois	57 74
												182	H	Illinois St.	68 61
												190	A	UMKC	75 80
												198	A	Saint Louis	56 63
												202	A	Southeast Mo. St.	58 63
												202	H	Southeast Mo. St.	52 62
												204	A	Jacksonville St.	51 47
												226	A	Loyola Chicago	43 56
												254	A	Eastern Ill.	65 56
												286	H	Murray St.	71 54
												304	H	Austin Peay	69 68
												335	A	Purdue Fort Wayne	57 49
												341	A	Evansville	54 45
												344	A	Chicago St.	82 66

LAST 12 Division I GAMES:															
113	A	Tennessee Tech	55 79	202	A	Southeast Mo. St.	58 63								
254	A	Eastern Ill.	65 56	286	H	Murray St.	71 54								
202	H	Southeast Mo. St.	52 62	304	H	Austin Peay	69 68								
87	N	Missouri St.	65 68	204	A	Jacksonville St.	51 47								
190	A	UMKC	75 80	344	A	Chicago St.	82 66								
171	A	Illinois	57 74	226	A	Loyola Chicago	43 56								

Non-Div I Games: McKendree 64 63

SIUE

■ Loss,
 ■ Non-Conf,
 ■ S Site,
 ■ Home
 ■ Away
 N Neutral

SMU				Through Games Of Jan. 25, 2019							
Average RPI Win:		264	WON-LOST RECORD	WINNING PCT. RANK	LAST 10 GAMES	STRENGTH OF SCHEDULE	OPP. STRENGTH OF SCHEDULE	TEAM RPI	ADJ. RPI	CONF. RPI	ADJ CONF. RPI
Average RPI Loss:		101									
DIV. I ONLY		7- 12	243	2-8	95	204	208	208	9	9	
DIV. I NON-CONF.		6- 7	172	1- 0	198	283	241	241	9	9	

TOTALS		RPI 1-25	RPI 26-50		W-L RECORDS		RPI 51-100	RPI 101-150	RPI 150+		
7- 12		0- 2	0- 0		OVERALL		0- 3	0- 6	7- 1		
5- 6		0- 0	0- 0		HOME		0- 1	0- 4	5- 1		
0- 6		0- 2	0- 0		AWAY		0- 2	0- 2	0- 0		
2- 0		0- 0	0- 0		NEUTRAL		0- 0	0- 0	2- 0		
6- 7		0- 0	0- 0		NON-CONFERENCE		0- 2	0- 4	6- 1		
4- 4		0- 0	0- 0		HOME		0- 0	0- 3	4- 1		
0- 3		0- 0	0- 0		AWAY		0- 2	0- 1	0- 0		
2- 0		0- 0	0- 0		NEUTRAL		0- 0	0- 0	2- 0		
1- 5		0- 2	0- 0		CONFERENCE		0- 1	0- 2	1- 0		
1- 2		0- 0	0- 0		HOME		0- 1	0- 1	1- 0		
0- 3		0- 2	0- 0		AWAY		0- 0	0- 1	0- 0		
0- 0		0- 0	0- 0		NEUTRAL		0- 0	0- 0	0- 0		

RPI 1-25				RPI 26-50				RPI 51-100				RPI 101+ Team's RPI: 208			
RPI	S	Opponent	Score	RPI	S	Opponent	Score	RPI	S	Opponent	Score	RPI	S	Opponent	Score
7	A	UConn	39 79					62	A	TCU	63 65	102	A	Cincinnati	57 69
17	A	UCF	43 55					78	A	Rice	52 66	109	A	Northern Colo.	57 58
								91	H	Tulane	43 61	118	H	Houston	61 72
												119	H	Alabama	61 62
												126	H	UT Arlington	41 66
												142	H	Oklahoma	61 77
												186	H	North Texas	73 66
												241	H	Southeastern La.	62 63
												243	N	Robert Morris	60 55
												253	N	Northern Ariz.	55 48
												272	H	Wichita St.	78 50
												284	H	CSU Bakersfield	49 43
												294	H	Mississippi Val.	62 47
												314	H	La.-Monroe	49 38

LAST 12 Division I GAMES:															
91	H	Tulane	43 61	253	N	Northern Ariz.	55 48	7	A	UConn	39 79				
118	H	Houston	61 72					17	A	UCF	43 55				
102	A	Cincinnati	57 69					272	H	Wichita St.	78 50				
126	H	UT Arlington	41 66					78	A	Rice	52 66				
142	H	Oklahoma	61 77					109	A	Northern Colo.	57 58				
284	H	CSU Bakersfield	49 43												

Non-Div I Games:

SMU

Average RPI	Win:	232	WON-LOST	WINNING	LAST 10	STRENGTH OF	OPP. STRENGTH	TEAM	ADJ.	CONF.	ADJ CONF.
Average RPI	Loss:	129	RECORD	PCT. RANK	GAMES	SCHEDULE	OF SCHEDULE	RPI	RPI	RPI	RPI
DIV. I ONLY		5- 9		247	3-7	179	186	251	251	16	16
DIV. I NON-CONF.		3- 4		199	1- 0	149	242	219	219	11	11

TOTALS	RPI 1-25		RPI 26-50		W-L RECORDS	RPI 51-100		RPI 101-150		RPI 150+	
5- 9	0- 0		0- 1		OVERALL	0- 1		0- 3		5- 4	
3- 4	0- 0		0- 0		HOME	0- 1		0- 0		3- 3	
0- 4	0- 0		0- 1		AWAY	0- 0		0- 3		0- 0	
2- 1	0- 0		0- 0		NEUTRAL	0- 0		0- 0		2- 1	
3- 4	0- 0		0- 1		NON-CONFERENCE	0- 1		0- 0		3- 2	
1- 2	0- 0		0- 0		HOME	0- 1		0- 0		1- 1	
0- 1	0- 0		0- 1		AWAY	0- 0		0- 0		0- 0	
2- 1	0- 0		0- 0		NEUTRAL	0- 0		0- 0		2- 1	
2- 5	0- 0		0- 0		CONFERENCE	0- 0		0- 3		2- 2	
2- 2	0- 0		0- 0		HOME	0- 0		0- 0		2- 2	
0- 3	0- 0		0- 0		AWAY	0- 0		0- 3		0- 0	
0- 0	0- 0		0- 0		NEUTRAL	0- 0		0- 0		0- 0	

RPI	S	Opponent	Score	RPI	S	Opponent	Score	RPI	S	Opponent	Score	RPI	S	Opponent	Score	Team's RPI: 251
47	A	New Mexico	53	85	83	H	UC Davis	60	109	106	A	Idaho St.	43	73		
										109	A	Northern Colo.	69	82		
										125	A	Idaho	66	104		
										151	H	Montana St.	53	69		
										152	H	Montana	86	88		
										157	N	Pepperdine	97	113		
										171	N	Illinois	109	107		
										194	N	Hampton	65	61		
										218	H	Southern Utah	77	76		
										235	H	San Francisco	75	86		
										253	H	Northern Ari z.	65	61		
										322	H	Cal Poly	88	85		
LAST 12 Division I GAMES:																
106	A	Idaho St.	43	73	194	N	Hampton	65	61							
151	H	Montana St.	53	69	125	A	Idaho	66	104							
152	H	Montana	86	88	218	H	Southern Utah	77	76							
109	A	Northern Colo.	69	82	253	H	Northern Ari z.	65	61							
47	A	New Mexico	53	85	235	H	San Francisco	75	86							
83	H	UC Davis	60	109	171	N	Illinois	109	107							

Non-Div I Games: Antelope Valley 86 80

Sacramento St.

Sacred Heart

Through Games Of Jan. 25, 2019

Average RPI Win:	299	WON-LOST	WINNING	LAST 10	STRENGTH OF	OPP. STRENGTH	TEAM	ADJ.	CONF.	ADJ CONF.
Average RPI Loss:	160	RECORD	PCT. RANK	GAMES	SCHEDULE	OF SCHEDULE	RPI	RPI	RPI	RPI
DIV. I ONLY	10- 7	123	7-3	317	308	212	212	31	31	
DIV. I NON-CONF.	4- 7	228	0- 0	246	244	238	238	31	31	

TOTALS	RPI 1-25	RPI 26-50	W-L RECORDS	RPI 51-100	RPI 101-150	RPI 150+				
10- 7	0- 1	0- 0	OVERALL	0- 1	0- 1	10- 4				
5- 3	0- 0	0- 0	HOME	0- 0	0- 0	5- 3				
5- 4	0- 1	0- 0	AWAY	0- 1	0- 1	5- 1				
0- 0	0- 0	0- 0	NEUTRAL	0- 0	0- 0	0- 0				
4- 7	0- 1	0- 0	NON-CONFERENCE	0- 1	0- 1	4- 4				
1- 3	0- 0	0- 0	HOME	0- 0	0- 0	1- 3				
3- 4	0- 1	0- 0	AWAY	0- 1	0- 1	3- 1				
0- 0	0- 0	0- 0	NEUTRAL	0- 0	0- 0	0- 0				
6- 0	0- 0	0- 0	CONFERENCE	0- 0	0- 0	6- 0				
4- 0	0- 0	0- 0	HOME	0- 0	0- 0	4- 0				
2- 0	0- 0	0- 0	AWAY	0- 0	0- 0	2- 0				
0- 0	0- 0	0- 0	NEUTRAL	0- 0	0- 0	0- 0				

RPI 1-25				RPI 26-50				RPI 51-100				RPI 101+				Team's RPI: 212
RPI	S	Opponent	Score	RPI	S	Opponent	Score	RPI	S	Opponent	Score	RPI	S	Opponent	Score	
19	A	Kentucky	43 71					90	A	Provi dence	52 62	129	A	Lehigh	66 70	
												168	H	Stony Brook	58 73	
												183	A	Massachusetts	61 78	
												245	H	Monmouth	50 55	
												252	H	Siena	72 50	
												260	A	Hofstra	70 64	
												277	A	St. Francis Brooklyn	68 66	
												279	H	Bryant	49 48	
												288	H	Saint Joseph's	44 61	
												292	H	Central Conn. St.	66 61	
												310	A	New Hampshire	71 60	
												316	A	Wagner	80 68	
												316	H	Wagner	72 64	
												340	A	Manhattan	74 46	
												351	H	LIU Brooklyn	75 53	
LAST 12 Division I GAMES:																
351	H	LIU Brooklyn	75 53	316	H	Wagner	72 64									
292	H	Central Conn. St.	66 61	277	A	St. Francis Brooklyn	68 66									
19	A	Kentucky	43 71	279	H	Bryant	49 48									
288	H	Saint Joseph's	44 61	316	A	Wagner	80 68									
340	A	Manhattan	74 46	168	H	Stony Brook	58 73									
129	A	Lehigh	66 70	260	A	Hofstra	70 64									

Non-Div I Games:

Sacred Heart

■ Loss,
 ■ Non-Conf,
 ■ S Site,
 ■ Home
 ■ A Away
 N Neutral

Average RPI Win:	284	WON-LOST	WINNING	LAST 10	STRENGTH OF	OPP. STRENGTH	TEAM	ADJ.	CONF.	ADJ CONF.
Average RPI Loss:	153	RECORD	PCT. RANK	GAMES	SCHEDULE	OF SCHEDULE	RPI	RPI	RPI	RPI
DIV. I ONLY	5- 12	268	4-6	194	254	262	262	31	31	
DIV. I NON-CONF.	2- 9	297	0- 1	51	122	211	211	31	31	

TOTALS	RPI 1-25	RPI 26-50	W-L RECORDS	RPI 51-100	RPI 101-150	RPI 150+				
5- 12	0- 2	0- 0	OVERALL	0- 2	1- 2	4- 6				
3- 2	0- 0	0- 0	HOME	0- 1	1- 0	2- 1				
2- 8	0- 2	0- 0	AWAY	0- 0	0- 2	2- 4				
0- 2	0- 0	0- 0	NEUTRAL	0- 1	0- 0	0- 1				
2- 9	0- 2	0- 0	NON-CONFERENCE	0- 2	1- 2	1- 3				
1- 2	0- 0	0- 0	HOME	0- 1	1- 0	0- 1				
1- 5	0- 2	0- 0	AWAY	0- 0	0- 2	1- 1				
0- 2	0- 0	0- 0	NEUTRAL	0- 1	0- 0	0- 1				
3- 3	0- 0	0- 0	CONFERENCE	0- 0	0- 0	3- 3				
2- 0	0- 0	0- 0	HOME	0- 0	0- 0	2- 0				
1- 3	0- 0	0- 0	AWAY	0- 0	0- 0	1- 3				
0- 0	0- 0	0- 0	NEUTRAL	0- 0	0- 0	0- 0				

RPI 1-25				RPI 26-50				RPI 51-100				RPI 101+ Team's RPI: 262			
RPI	S	Opponent	Score	RPI	S	Opponent	Score	RPI	S	Opponent	Score	RPI	S	Opponent	Score
2	A	Baylor	58 116					61	N	Boise St.	64 78	116	A	Pittsburgh	75 78
16	A	Rutgers	52 96					93	H	FGCU	69 83	122	A	Youngstown St.	56 80
												141	H	Morehead St.	89 83
												152	N	Montana	77 79
												153	H	Duquesne	73 93
												236	H	Mt. St. Mary's	68 66
												267	A	Liberty	53 82
												277	A	St. Francis Brooklyn	65 78
												279	A	Bryant	63 66
												292	A	Central Conn. St.	62 73
												346	A	Longwood	91 88
												347	H	Fairleigh Dickinson	75 64
												351	A	LIU Brooklyn	80 66

LAST 12 Division I GAMES:															
351	A	LIU Brooklyn	80 66	152	N	Montana	77 79	279	A	Bryant	63 66				
236	H	Mt. St. Mary's	68 66	292	A	Central Conn. St.	62 73	277	A	St. Francis Brooklyn	65 78				
347	H	Fairleigh Dickinson	75 64	122	A	Youngstown St.	56 80	93	H	FGCU	69 83				
116	A	Pittsburgh	75 78												
141	H	Morehead St.	89 83												
61	N	Boise St.	64 78												

Non-Div I Games: Seton Hill 86 74

Saint Francis (PA)

Loss,
Non-Conf,
S Site,
H Home
A Away
N Neutral

Average RPI Win:	254	WON-LOST	WINNING	LAST 10	STRENGTH OF	OPP. STRENGTH	TEAM	ADJ.	CONF.	ADJ CONF.
Average RPI Loss:	154	RECORD	PCT. RANK	GAMES	SCHEDULE	OF SCHEDULE	RPI	RPI	RPI	RPI
DIV. I ONLY	6- 13	262	3-7	240	199	288	288	17	17	
DIV. I NON-CONF.	4- 9	252	1- 0	165	229	268	268	17	17	

TOTALS	RPI 1-25	RPI 26-50	W-L RECORDS	RPI 51-100	RPI 101-150	RPI 150+				
6- 13	0- 0	0- 1	OVERALL	0- 2	0- 3	6- 7				
5- 6	0- 0	0- 1	HOME	0- 1	0- 1	5- 3				
1- 7	0- 0	0- 0	AWAY	0- 1	0- 2	1- 4				
0- 0	0- 0	0- 0	NEUTRAL	0- 0	0- 0	0- 0				
4- 9	0- 0	0- 1	NON-CONFERENCE	0- 2	0- 2	4- 4				
3- 5	0- 0	0- 1	HOME	0- 1	0- 1	3- 2				
1- 4	0- 0	0- 0	AWAY	0- 1	0- 1	1- 2				
0- 0	0- 0	0- 0	NEUTRAL	0- 0	0- 0	0- 0				
2- 4	0- 0	0- 0	CONFERENCE	0- 0	0- 1	2- 3				
2- 1	0- 0	0- 0	HOME	0- 0	0- 0	2- 1				
0- 3	0- 0	0- 0	AWAY	0- 0	0- 1	0- 2				
0- 0	0- 0	0- 0	NEUTRAL	0- 0	0- 0	0- 0				

RPI	S	Opponent	Score	RPI	S	Opponent	Score	RPI	S	Opponent	Score	RPI	S	Opponent	Score
45	H	Villanova	35 47	57	H	Auburn	70 81	101	H	Towson	52 73	121	A	Drexel	34 51
				96	A	Penn	45 65	137	A	VCU	40 59	153	A	Duquesne	73 81
								181	A	Delaware	39 48	198	H	Saint Louis	49 62
								199	H	Rider	54 56	207	A	Navy	48 49
								212	A	Sacred Heart	61 44	231	H	Temple	52 58
								233	H	Niagara	68 54	246	H	St. Bonaventure	66 41
								263	H	Columbia	68 61	276	H	La Salle	60 57
								280	A	Richmond	45 46	296	H	Loyola Maryland	49 46

LAST 12 Division I GAMES:															
246	H	St. Bonaventure	66 41	296	H	Loyola Maryland	49 46								
198	H	Saint Louis	49 62	280	A	Richmond	45 46								
137	A	VCU	40 59	276	H	La Salle	60 57								
207	A	Navy	48 49	153	A	Duquesne	73 81								
181	A	Delaware	39 48	101	H	Towson	52 73								
212	A	Sacred Heart	61 44	57	H	Auburn	70 81								

Non-Div I Games:

Saint Joseph's

Average RPI Win:	214	WON-LOST	WINNING	LAST 10	STRENGTH OF	OPP. STRENGTH	TEAM	ADJ.	CONF.	ADJ CONF.
Average RPI Loss:	122	RECORD	PCT. RANK	GAMES	SCHEDULE	OF SCHEDULE	RPI	RPI	RPI	RPI
DIV. I ONLY	8- 11	218	4-6	211	83	198	198	17	17	
DIV. I NON-CONF.	5- 8	224	1- 0	192	48	212	212	17	17	

TOTALS	RPI 1-25	RPI 26-50	W-L RECORDS	RPI 51-100	RPI 101-150	RPI 150+				
8- 11	0- 1	0- 1	OVERALL	1- 0	1- 5	6- 4				
3- 6	0- 1	0- 1	HOME	0- 0	1- 2	2- 2				
5- 3	0- 0	0- 0	AWAY	1- 0	0- 1	4- 2				
0- 2	0- 0	0- 0	NEUTRAL	0- 0	0- 2	0- 0				
5- 8	0- 1	0- 1	NON-CONFERENCE	1- 0	0- 4	4- 2				
2- 4	0- 1	0- 1	HOME	0- 0	0- 1	2- 1				
3- 2	0- 0	0- 0	AWAY	1- 0	0- 1	2- 1				
0- 2	0- 0	0- 0	NEUTRAL	0- 0	0- 2	0- 0				
3- 3	0- 0	0- 0	CONFERENCE	0- 0	1- 1	2- 2				
1- 2	0- 0	0- 0	HOME	0- 0	1- 1	0- 1				
2- 1	0- 0	0- 0	AWAY	0- 0	0- 0	2- 1				
0- 0	0- 0	0- 0	NEUTRAL	0- 0	0- 0	0- 0				

RPI 1-25				RPI 26-50				RPI 51-100				RPI 101+				Team's RPI: 198
RPI	S	Opponent	Score	RPI	S	Opponent	Score	RPI	S	Opponent	Score	RPI	S	Opponent	Score	
7	H	UConn	42 98	38	H	Missouri	62 74	85	A	Virginia	67 65	102	H	Cincinnati	50 51	
												104	N	Yale	52 58	
												108	H	Dayton	68 65	
												130	A	Tulsa	75 86	
												131	H	Fordham	53 56	
												132	N	Chattanooga	61 71	
												156	H	Indiana St.	56 60	
												166	H	Southern Ill.	62 58	
												176	H	Rhode Island	56 68	
												182	A	Illinois St.	67 72	
												183	A	Massachusetts	66 70	
												213	H	SIUE	63 56	
												246	A	St. Bonaventure	62 45	
												283	A	Fla. Atlantic	93 61	
												288	A	Saint Joseph's	62 49	
												324	A	Eastern Ky.	70 43	

LAST 12 Division I GAMES:																
131	H	Fordham	53 56	283	A	Fla. Atlantic	93 61	108	H	Dayton	68 65	176	H	Rhode Island	56 68	
288	A	Saint Joseph's	62 49	108	H	Dayton	68 65	246	A	St. Bonaventure	62 45	7	H	UConn	42 98	
183	A	Massachusetts	66 70	246	A	St. Bonaventure	62 45	213	H	SIUE	63 56					
104	N	Yale	52 58													
182	A	Illinois St.	67 72													
38	H	Missouri	62 74													

Non-Div I Games:

Saint Louis

Average RPI	Win:	179	WON-LOST	WINNING	LAST 10	STRENGTH OF	OPP. STRENGTH	TEAM	ADJ.	CONF.	ADJ CONF.
Average RPI	Loss:	38	RECORD	PCT. RANK	GAMES	SCHEDULE	OF SCHEDULE	RPI	RPI	RPI	RPI
DIV. I ONLY	12- 7	98	7-3	54	80	48	48	7	7		
DIV. I NON-CONF.	7- 4	109	1- 0	74	50	53	53	7	7		

TOTALS	RPI 1-25	RPI 26-50	W-L RECORDS	RPI 51-100	RPI 101-150	RPI 150+					
12- 7	0- 3	0- 2	OVERALL	3- 2	1- 0	8- 0					
4- 3	0- 2	0- 1	HOME	1- 0	0- 0	3- 0					
6- 4	0- 1	0- 1	AWAY	1- 2	1- 0	4- 0					
2- 0	0- 0	0- 0	NEUTRAL	1- 0	0- 0	1- 0					
7- 4	0- 1	0- 2	NON-CONFERENCE	3- 1	0- 0	4- 0					
2- 2	0- 1	0- 1	HOME	1- 0	0- 0	1- 0					
3- 2	0- 0	0- 1	AWAY	1- 1	0- 0	2- 0					
2- 0	0- 0	0- 0	NEUTRAL	1- 0	0- 0	1- 0					
5- 3	0- 2	0- 0	CONFERENCE	0- 1	1- 0	4- 0					
2- 1	0- 1	0- 0	HOME	0- 0	0- 0	2- 0					
3- 2	0- 1	0- 0	AWAY	0- 1	1- 0	2- 0					
0- 0	0- 0	0- 0	NEUTRAL	0- 0	0- 0	0- 0					

RPI 1-25				RPI 26-50				Team's RPI: 48				RPI 51-100				RPI 101+			
RPI	S	Opponent	Score	RPI	S	Opponent	Score	RPI	S	Opponent	Score	RPI	S	Opponent	Score	RPI	S	Opponent	Score
4	H	Oregon	55 79	32	H	Cal i forn i a	78 81	58	N	Ol d Domi ni on	83 65	144	A	Portl and	98 91				
14	A	Gonzaga	62 74	41	A	Oregon St.	56 89	74	A	Paci fi c	67 76	154	N	Texas St.	89 62				
20	H	BYU	73 74					77	H	Wyomi ng	90 84	157	H	Pepperdi ne	79 68				
								83	A	UC Davi s	74 76	162	A	Santa Clara	83 59				
								94	A	Washi ngton St.	70 64	192	H	Mi l waukee	73 71				
												235	A	San Franci sco	80 65				
												249	H	San Di ego	74 60				
												302	A	UC Santa Barbara	80 55				
												322	A	Cal Poly	69 51				
LAST 12 Divi s i on I GAMES:																			
20	H	BYU	73 74	58	N	Ol d Domi ni on	83 65												
249	H	San Di ego	74 60	157	H	Pepperdi ne	79 68												
144	A	Portl and	98 91	162	A	Santa Clara	83 59												
14	A	Gonzaga	62 74	235	A	San Franci sco	80 65												
74	A	Paci fi c	67 76	83	A	UC Davi s	74 76												
154	N	Texas St.	89 62	32	H	Cal i forn i a	78 81												

Non-Div I Games:

Saint Mary's (CA)

Average RPI Win:	326	WON-LOST	WINNING	LAST 10	STRENGTH OF	OPP. STRENGTH	TEAM	ADJ.	CONF.	ADJ CONF.
Average RPI Loss:	185	RECORD	PCT. RANK	GAMES	SCHEDULE	OF SCHEDULE	RPI	RPI	RPI	RPI
DIV. I ONLY	6- 12	254	2-8	273	345	297	297	27	27	
DIV. I NON-CONF.	5- 6	177	0- 0	303	348	278	278	28	28	

TOTALS	RPI 1-25	RPI 26-50	W-L RECORDS	RPI 51-100	RPI 101-150	RPI 150+				
6- 12	0- 0	0- 0	OVERALL	0- 3	0- 2	6- 7				
4- 5	0- 0	0- 0	HOME	0- 0	0- 1	4- 4				
2- 7	0- 0	0- 0	AWAY	0- 3	0- 1	2- 3				
0- 0	0- 0	0- 0	NEUTRAL	0- 0	0- 0	0- 0				
5- 6	0- 0	0- 0	NON-CONFERENCE	0- 2	0- 1	5- 3				
4- 1	0- 0	0- 0	HOME	0- 0	0- 0	4- 1				
1- 5	0- 0	0- 0	AWAY	0- 2	0- 1	1- 2				
0- 0	0- 0	0- 0	NEUTRAL	0- 0	0- 0	0- 0				
1- 6	0- 0	0- 0	CONFERENCE	0- 1	0- 1	1- 4				
0- 4	0- 0	0- 0	HOME	0- 0	0- 1	0- 3				
1- 2	0- 0	0- 0	AWAY	0- 1	0- 0	1- 1				
0- 0	0- 0	0- 0	NEUTRAL	0- 0	0- 0	0- 0				

RPI 1-25				RPI 26-50				RPI 51-100				RPI 101+				Team's RPI: 297
RPI	S	Opponent	Score	RPI	S	Opponent	Score	RPI	S	Opponent	Score	RPI	S	Opponent	Score	
								60	A	Qui nni pi ac	45 90	104	A	Yale	56 72	
								76	A	Boston Col lege	57 89	128	H	Mari st	42 62	
								88	A	Seton Hal l	47 90	199	A	Ri der	38 60	
												209	H	Cal St. Fullerton	45 69	
												233	H	Ni agara	66 75	
												252	H	Si ena	57 84	
												277	A	St. Francis Brooklyn	70 74	
												295	H	Cani si us	62 75	
												298	A	UMass Lowel l	57 59	
												301	A	Fai rfi el d	68 65	
												315	H	NJIT	70 57	
												316	H	Wagner	69 57	
												326	A	Lafayette	62 60	
												347	H	Fai rlei gh Di cki nson	75 58	
												351	H	LIU Brookl yn	86 59	

LAST 12 Di vi si on I GAMES:																
				233	H	Ni agara	66 75	128	H	Mari st	42 62					
				60	A	Qui nni pi ac	45 90	199	A	Ri der	38 60					
				252	H	Si ena	57 84	301	A	Fai rfi el d	68 65					
				347	H	Fai rlei gh Di cki nson	75 58	295	H	Cani si us	62 75					
				277	A	St. Francis Brooklyn	70 74	104	A	Yale	56 72					
				209	H	Cal St. Fullerton	45 69	88	A	Seton Hal l	47 90					

Non-Di v I Games:

Saint Peter's

Average RPI Win:	287	WON-LOST	WINNING	LAST 10	STRENGTH OF	OPP. STRENGTH	TEAM	ADJ.	CONF.	ADJ CONF.
Average RPI Loss:	157	RECORD	PCT. RANK	GAMES	SCHEDULE	OF SCHEDULE	RPI	RPI	RPI	RPI
DIV. I ONLY	6- 7	201	6-4	303	224	229	229	26	26	
DIV. I NON-CONF.	2- 5	264	0- 0	120	116	184	184	24	24	
TOTALS	RPI 1-25	RPI 26-50	W-L RECORDS	RPI 51-100	RPI 101-150	RPI 150+				
6- 7	0- 0	0- 0	OVERALL	0- 3	0- 0	6- 4				
2- 2	0- 0	0- 0	HOME	0- 0	0- 0	2- 2				
4- 4	0- 0	0- 0	AWAY	0- 2	0- 0	4- 2				
0- 1	0- 0	0- 0	NEUTRAL	0- 1	0- 0	0- 0				
2- 5	0- 0	0- 0	NON-CONFERENCE	0- 3	0- 0	2- 2				
0- 1	0- 0	0- 0	HOME	0- 0	0- 0	0- 1				
2- 3	0- 0	0- 0	AWAY	0- 2	0- 0	2- 1				
0- 1	0- 0	0- 0	NEUTRAL	0- 1	0- 0	0- 0				
4- 2	0- 0	0- 0	CONFERENCE	0- 0	0- 0	4- 2				
2- 1	0- 0	0- 0	HOME	0- 0	0- 0	2- 1				
2- 1	0- 0	0- 0	AWAY	0- 0	0- 0	2- 1				
0- 0	0- 0	0- 0	NEUTRAL	0- 0	0- 0	0- 0				

RPI S Opponent	Score	RPI S Opponent	Score	RPI S Opponent	Score	RPI S Opponent	Score	Team's RPI: 229
52 A LSU	66	62 A TCU	72	99 N Troy	84	169 H Oral Roberts	73	
62 A TCU	72					172 H Abilene Christian	91	
99 N Troy	84					191 A Southern Miss.	65	61
						258 A Louisiana	68	62
						272 A Wichita St.	55	63
						274 A A&M-Corpus Christi	61	76
						305 A Incarnate Word	76	56
						306 H Central Ark.	66	62
						329 H Northwestern St.	66	55
						330 A Houston Baptist	74	63
LAST 12 Division I GAMES:								
306 H Central Ark.	66	62	329 H Northwestern St.	66	55			
172 H Abilene Christian	79	91	330 A Houston Baptist	74	63			
62 A TCU	59	72	274 A A&M-Corpus Christi	61	76			
169 H Oral Roberts	62	73	305 A Incarnate Word	76	56			
258 A Louisiana	68	62	99 N Troy	79	84			
191 A Southern Miss.	65	61	272 A Wichita St.	55	63			

Non-Div I Games: UNKNOWN 94 46 Wiley 101 63 Jarvis Christian 100 55

Sam Houston St.

Average RPI Win: 258
Average RPI Loss: 157

WON-LOST
RECORD

WINNING
PCT. RANK

LAST 10
GAMES

STRENGTH OF
SCHEDULE

OPP. STRENGTH
OF SCHEDULE

TEAM
RPI

ADJ.
RPI

CONF.
RPI

ADJ CONF.
RPI

DIV. I ONLY	5- 12	268	4-6	201	215	221	221	24	24
DIV. I NON-CONF.	3- 10	278	0- 0	112	225	208	208	25	25
<hr/>									
TOTALS	RPI 1-25	RPI 26-50	W-L RECORDS	RPI 51-100	RPI 101-150	RPI 150+			
5- 12	0- 0	0- 0	OVERALL	0- 3	1- 3	4- 6			
2- 1	0- 0	0- 0	HOME	0- 0	0- 1	2- 0			
3- 11	0- 0	0- 0	AWAY	0- 3	1- 2	2- 6			
0- 0	0- 0	0- 0	NEUTRAL	0- 0	0- 0	0- 0			
3- 10	0- 0	0- 0	NON-CONFERENCE	0- 3	1- 3	2- 4			
1- 1	0- 0	0- 0	HOME	0- 0	0- 1	1- 0			
2- 9	0- 0	0- 0	AWAY	0- 3	1- 2	1- 4			
0- 0	0- 0	0- 0	NEUTRAL	0- 0	0- 0	0- 0			
2- 2	0- 0	0- 0	CONFERENCE	0- 0	0- 0	2- 2			
1- 0	0- 0	0- 0	HOME	0- 0	0- 0	1- 0			
1- 2	0- 0	0- 0	AWAY	0- 0	0- 0	1- 2			
0- 0	0- 0	0- 0	NEUTRAL	0- 0	0- 0	0- 0			

RPI 1-25				RPI 26-50				RPI 51-100				RPI 101+				Team's RPI: 221
RPI	S	Opponent	Score	RPI	S	Opponent	Score	RPI	S	Opponent	Score	RPI	S	Opponent	Score	
								57	A	Auburn	46 73	123	A	Colorado	39 81	
								67	A	Oklahoma St.	62 82	133	A	UT Martin	68 89	
								99	A	Troy	52 72	147	H	UAB	41 66	
												149	A	Denver	87 83	
												164	A	Vanderbilt	52 77	
												174	A	Mercer	68 76	
												191	A	Southern Miss.	40 76	
												194	A	Hampton	57 64	
												222	A	Memphis	48 53	
												227	A	Alabama St.	60 51	
												259	H	ETSU	79 58	
												318	A	UNC Greensboro	54 55	
												327	H	Presbyterian	75 54	
												328	A	Western Caro.	75 42	
<hr/>																
LAST 12 Division I GAMES:																
				164	A	Vanderbilt	52 77	259	H	ETSU	79 58					
				123	A	Colorado	39 81	328	A	Western Caro.	75 42					
				149	A	Denver	87 83	318	A	UNC Greensboro	54 55					
				57	A	Auburn	46 73	174	A	Mercer	68 76					
				222	A	Memphis	48 53	327	H	Presbyterian	75 54					
				147	H	UAB	41 66	194	A	Hampton	57 64					

Non-Div I Games: Rhodes 71 54 Montevallo 73 47

Samford

Loss, Non-Conf, S Site, H Home A Away N Neutral

Average RPI Win:	243	WON-LOST	WINNING	LAST 10	STRENGTH OF	OPP. STRENGTH	TEAM	ADJ.	CONF.	ADJ CONF.
Average RPI Loss:	130	RECORD	PCT. RANK	GAMES	SCHEDULE	OF SCHEDULE	RPI	RPI	RPI	RPI
DIV. I ONLY	7- 11	232	2-8	250	96	249	249	7	7	
DIV. I NON-CONF.	6- 4	125	0- 0	331	134	234	234	7	7	

TOTALS	RPI 1-25	RPI 26-50	W-L RECORDS	RPI 51-100	RPI 101-150	RPI 150+				
7- 11	0- 1	0- 2	OVERALL	0- 1	0- 3	7- 4				
5- 5	0- 1	0- 1	HOME	0- 0	0- 2	5- 1				
2- 6	0- 0	0- 1	AWAY	0- 1	0- 1	2- 3				
0- 0	0- 0	0- 0	NEUTRAL	0- 0	0- 0	0- 0				
6- 4	0- 0	0- 1	NON-CONFERENCE	0- 0	0- 1	6- 2				
5- 1	0- 0	0- 1	HOME	0- 0	0- 0	5- 0				
1- 3	0- 0	0- 0	AWAY	0- 0	0- 1	1- 2				
0- 0	0- 0	0- 0	NEUTRAL	0- 0	0- 0	0- 0				
1- 7	0- 1	0- 1	CONFERENCE	0- 1	0- 2	1- 2				
0- 4	0- 1	0- 0	HOME	0- 0	0- 2	0- 1				
1- 3	0- 0	0- 1	AWAY	0- 1	0- 0	1- 1				
0- 0	0- 0	0- 0	NEUTRAL	0- 0	0- 0	0- 0				

RPI 1-25				RPI 26-50				RPI 51-100				RPI 101+ Team's RPI: 249			
RPI	S	Opponent	Score	RPI	S	Opponent	Score	RPI	S	Opponent	Score	RPI	S	Opponent	Score
14	H	Gonzaga	61 86	32	H	Cal i forni a	53 70	74	A	Paci fi c	47 79	112	H	Loyol a Marymount	52 69
				48	A	Saint Mary's (CA)	60 74					127	A	Min nesota	48 53
												144	H	Portl and	60 69
												157	H	Pepperdi ne	55 74
												162	A	Santa Clara	57 49
												206	H	San Diego St.	72 71
												218	A	Southern Utah	59 69
												228	H	Dartmouth	78 76
												235	A	San Franci sco	57 68
												257	H	Hawai i	58 50
												261	H	Clevel and St.	83 82
												265	A	UTSA	77 87
												268	A	Long Beach St.	60 56
												321	H	San Jose St.	83 79
LAST 12 Division I GAMES:															
157	H	Pepperdi ne	55 74	14	H	Gonzaga	61 86	144	H	Portl and	60 69				
112	H	Loyol a Marymount	52 69	74	A	Paci fi c	47 79	48	A	Saint Mary's (CA)	60 74				
162	A	Santa Clara	57 49	268	A	Long Beach St.	60 56	228	H	Dartmouth	78 76				
235	A	San Franci sco	57 68												
321	H	San Jose St.	83 79												
265	A	UTSA	77 87												

Non-Div I Games: Cal St. San B'dino 76 58

San Diego

Average RPI Win: 235

Average RPI Loss: 129

WON-LOST
RECORDWINNING
PCT. RANKLAST 10
GAMESSTRENGTH OF
SCHEDULEOPP. STRENGTH
OF SCHEDULETEAM
RPIADJ.
RPICONF.
RPIADJ CONF.
RPIDIV. I ONLY
DIV. I NON-CONF.6- 10
5- 6240
1772-8
0- 0122
241231
268206
232206
23213
1213
12

TOTALS

RPI 1-25

RPI 26-50

W-L RECORDS

RPI 51-100

RPI 101-150

RPI 150+

6- 10

0- 0

0- 2

OVERALL

0- 3

1- 1

5- 4

4- 5

0- 0

0- 1

HOME

0- 2

0- 1

4- 1

2- 5

0- 0

0- 1

AWAY

0- 1

1- 0

1- 3

0- 0

0- 0

0- 0

NEUTRAL

0- 0

0- 0

0- 0

5- 6

0- 0

0- 1

NON-CONFERENCE

0- 1

1- 0

4- 4

3- 3

0- 0

0- 1

HOME

0- 1

0- 0

3- 1

2- 3

0- 0

0- 0

AWAY

0- 0

1- 0

1- 3

0- 0

0- 0

0- 0

NEUTRAL

0- 0

0- 0

0- 0

1- 4

0- 0

0- 1

CONFERENCE

0- 2

0- 1

1- 0

1- 2

0- 0

0- 0

HOME

0- 1

0- 1

1- 0

0- 2

0- 0

0- 1

AWAY

0- 1

0- 0

0- 0

0- 0

0- 0

0- 0

NEUTRAL

0- 0

0- 0

0- 0

RPI 1-25

RPI 26-50

RPI 51-100

RPI 101+

Team's RPI: 206

RPI S Opponent Score

RPI S Opponent Score

RPI S Opponent Score

RPI S Opponent Score

47 A New Mexico 62 70
50 H Arizona 60 6961 H Boise St. 66 69
62 H TCU 64 81
77 A Wyomi ng 45 87120 H Fresno St. 81 87
150 A UC Irvi ne 78 70
161 A CSUN 74 77
162 A Santa Clara 43 60
209 A Cal St. Fullerton 83 72
219 H Air Force 70 61
249 A San Diego 71 72
257 H Hawai i 58 57
270 H Cal i forni a Baptist 83 67
302 H UC Santa Barbara 58 63
305 H Incarnate Word 81 38

LAST 12 Division I GAMES:

61 H Boise St. 66 69 120 H Fresno St. 81 87
302 H UC Santa Barbara 58 63 47 A New Mexico 62 70
161 A CSUN 74 77 219 H Air Force 70 61
150 A UC Irvi ne 78 70 77 A Wyomi ng 45 87
50 H Arizona 60 69 62 H TCU 64 81
249 A San Diego 71 72 270 H Cal i forni a Baptist 83 67

Non-Div I Games:

San Diego St.

Average RPI Win:	289	WON-LOST	WINNING	LAST 10	STRENGTH OF	OPP. STRENGTH	TEAM	ADJ.	CONF.	ADJ CONF.
Average RPI Loss:	96	RECORD	PCT. RANK	GAMES	SCHEDULE	OF SCHEDULE	RPI	RPI	RPI	RPI
DIV. I ONLY	5- 14	286	2-8	121	120	235	235	7	7	
DIV. I NON-CONF.	4- 7	228	0- 0	248	163	254	254	7	7	

TOTALS	RPI 1-25	RPI 26-50	W-L RECORDS	RPI 51-100	RPI 101-150	RPI 150+				
5- 14	0- 3	0- 1	OVERALL	0- 3	0- 4	5- 3				
2- 7	0- 1	0- 1	HOME	0- 2	0- 2	2- 1				
1- 6	0- 2	0- 0	AWAY	0- 1	0- 2	1- 1				
2- 1	0- 0	0- 0	NEUTRAL	0- 0	0- 0	2- 1				
4- 7	0- 1	0- 0	NON-CONFERENCE	0- 2	0- 3	4- 1				
1- 3	0- 0	0- 0	HOME	0- 1	0- 2	1- 0				
1- 3	0- 1	0- 0	AWAY	0- 1	0- 1	1- 0				
2- 1	0- 0	0- 0	NEUTRAL	0- 0	0- 0	2- 1				
1- 7	0- 2	0- 1	CONFERENCE	0- 1	0- 1	1- 2				
1- 4	0- 1	0- 1	HOME	0- 1	0- 0	1- 1				
0- 3	0- 1	0- 0	AWAY	0- 0	0- 1	0- 1				
0- 0	0- 0	0- 0	NEUTRAL	0- 0	0- 0	0- 0				

RPI 1-25				RPI 26-50				RPI 51-100				RPI 101+ Team's RPI: 235			
RPI	S	Opponent	Score	RPI	S	Opponent	Score	RPI	S	Opponent	Score	RPI	S	Opponent	Score
5	A	Stanford	62 96	48	H	Saint Mary's (CA)	65 80	74	H	Paci fic	75 85	109	H	Northern Colo.	63 68
14	A	Gonzaga	51 78					83	H	UC Davis	68 70	112	A	Loyol a Marymount	58 66
20	H	BYU	59 67					94	A	Washington St.	61 91	125	A	Idaho	63 70
												126	H	UT Ar lington	73 80
												157	A	Pepperdi ne	50 69
												162	H	Santa Clara	66 71
												220	N	North Dakota	97 100
												249	H	San Diego	68 57
												251	A	Sacramento St.	86 75
												303	N	North Dakota St.	75 42
												321	H	San Jose St.	85 63
												322	N	Cal Poly	65 62

LAST 12 Division I GAMES:															
112	A	Loyol a Marymount	58 66	14	A	Gonzaga	51 78	48	H	Saint Mary's (CA)	65 80	157	A	Pepperdi ne	50 69
162	H	Santa Clara	66 71	74	H	Paci fic	75 85	83	H	UC Davis	68 70	220	N	North Dakota	97 100
20	H	BYU	59 67	48	H	Saint Mary's (CA)	65 80	94	A	Washington St.	61 91	249	H	San Diego	68 57
249	H	San Diego	68 57	157	A	Pepperdi ne	50 69	83	H	UC Davis	68 70	251	A	Sacramento St.	86 75
220	N	North Dakota	97 100	74	H	Paci fic	75 85	94	A	Washington St.	61 91	303	N	North Dakota St.	75 42
303	N	North Dakota St.	75 42	48	H	Saint Mary's (CA)	65 80	157	A	Pepperdi ne	50 69	321	H	San Jose St.	85 63
				74	H	Paci fic	75 85	83	H	UC Davis	68 70	322	N	Cal Poly	65 62
				94	A	Washington St.	61 91	94	A	Washington St.	61 91				

Non-Div I Games:

San Francisco

Average RPI Win:	284	WON-LOST	WINNING	LAST 10	STRENGTH OF	OPP. STRENGTH	TEAM	ADJ.	CONF.	ADJ CONF.
Average RPI Loss:	150	RECORD	PCT. RANK	GAMES	SCHEDULE	OF SCHEDULE	RPI	RPI	RPI	RPI
DIV. I ONLY	1- 15	342	0-10	150	192	321	321	13	13	
DIV. I NON-CONF.	1- 9	326	0- 0	156	224	317	317	12	12	
<hr/>										
TOTALS	RPI 1-25	RPI 26-50	W-L RECORDS	RPI 51-100	RPI 101-150	RPI 150+				
1- 15	0- 0	0- 0	OVERALL	0- 4	0- 4	1- 7				
1- 6	0- 0	0- 0	HOME	0- 2	0- 1	1- 3				
0- 9	0- 0	0- 0	AWAY	0- 2	0- 3	0- 4				
0- 0	0- 0	0- 0	NEUTRAL	0- 0	0- 0	0- 0				
1- 9	0- 0	0- 0	NON-CONFERENCE	0- 2	0- 3	1- 4				
1- 3	0- 0	0- 0	HOME	0- 1	0- 1	1- 1				
0- 6	0- 0	0- 0	AWAY	0- 1	0- 2	0- 3				
0- 0	0- 0	0- 0	NEUTRAL	0- 0	0- 0	0- 0				
0- 6	0- 0	0- 0	CONFERENCE	0- 2	0- 1	0- 3				
0- 3	0- 0	0- 0	HOME	0- 1	0- 0	0- 2				
0- 3	0- 0	0- 0	AWAY	0- 1	0- 1	0- 1				
0- 0	0- 0	0- 0	NEUTRAL	0- 0	0- 0	0- 0				

RPI 1-25				RPI 26-50				RPI 51-100				RPI 101+				Team's RPI: 321
RPI	S	Opponent	Score	RPI	S	Opponent	Score	RPI	S	Opponent	Score	RPI	S	Opponent	Score	
								61	A	Boise St.	68 99	120	A	Fresno St.	48 77	
								74	H	Paci fi c	67 91	123	A	Colorado	64 76	
								77	H	Wyomi ng	56 70	140	A	Portland St.	51 80	
								84	A	Nebraska	63 96	150	H	UC Irvine	66 74	
												159	A	Utah St.	49 82	
												161	A	CSUN	40 76	
												162	H	Santa Clara	56 62	
												216	H	UNLV	43 53	
												235	A	San Franci sco	63 85	
												237	H	Nevada	49 52	
												249	A	San Di ego	79 83	
												284	H	CSU Bakersfi el d	82 72	
<hr/>																
LAST 12 Division I GAMES:																
				237	H	Nevada	49 52	77	H	Wyomi ng	56 70					
				120	A	Fresno St.	48 77	216	H	UNLV	43 53					
				249	A	San Di ego	79 83	159	A	Utah St.	49 82					
				161	A	CSUN	40 76	61	A	Boise St.	68 99					
				162	H	Santa Clara	56 62	123	A	Col orado	64 76					
				84	A	Nebraska	63 96	150	H	UC Irvine	66 74					

Non-Div I Games: San Fran. St. 66 73

San Jose St.

Average RPI Win:	210	WON-LOST	WINNING	LAST 10	STRENGTH OF	OPP. STRENGTH	TEAM	ADJ.	CONF.	ADJ CONF.
Average RPI Loss:	102	RECORD	PCT. RANK	GAMES	SCHEDULE	OF SCHEDULE	RPI	RPI	RPI	RPI

DIV. I ONLY	9- 9	165	5-5	149	136	162	162	7	7
DIV. I NON-CONF.	6- 4	125	0- 0	201	200	146	146	7	7

TOTALS	RPI 1-25	RPI 26-50	W-L RECORDS	RPI 51-100	RPI 101-150	RPI 150+			
9- 9	0- 1	0- 3	OVERALL	1- 1	2- 1	6- 3			
4- 5	0- 1	0- 1	HOME	1- 1	0- 0	3- 2			
5- 4	0- 0	0- 2	AWAY	0- 0	2- 1	3- 1			
0- 0	0- 0	0- 0	NEUTRAL	0- 0	0- 0	0- 0			
6- 4	0- 0	0- 2	NON-CONFERENCE	1- 0	0- 1	5- 1			
4- 1	0- 0	0- 0	HOME	1- 0	0- 0	3- 1			
2- 3	0- 0	0- 2	AWAY	0- 0	0- 1	2- 0			
0- 0	0- 0	0- 0	NEUTRAL	0- 0	0- 0	0- 0			
3- 5	0- 1	0- 1	CONFERENCE	0- 1	2- 0	1- 2			
0- 4	0- 1	0- 1	HOME	0- 1	0- 0	0- 1			
3- 1	0- 0	0- 0	AWAY	0- 0	2- 0	1- 1			
0- 0	0- 0	0- 0	NEUTRAL	0- 0	0- 0	0- 0			

RPI S Opponent	Score	RPI S Opponent	Score	RPI S Opponent	Score	RPI S Opponent	Score	Team's RPI: 162
20 H BYU	44 54	41 A Oregon St.	31 82	74 H Paci fi c	70 74	112 A Loyola Marymount	83 75	
		46 A Southern California	46 77	87 H Missouri St.	77 73	120 A Fresno St.	53 80	
		48 H Saint Mary's (CA)	59 83			144 A Portland	72 66	
						157 A Pepperdi ne	48 74	
						161 H CSUN	38 53	
						206 H San Diego St.	60 43	
						209 A Cal St. Fullerton	64 60	
						235 A San Franci sco	71 66	
						237 H Nevada	56 48	
						249 H San Diego	49 57	
						321 A San Jose St.	62 56	
						339 H Grand Canyon	75 55	

LAST 12 Division I GAMES:								
157 A Pepperdi ne	48 74	144 A Portland	72 66					
235 A San Franci sco	71 66	48 H Saint Mary's (CA)	59 83					
249 H San Di ego	49 57	74 H Paci fi c	70 74					
20 H BYU	44 54	112 A Loyola Marymount	83 75					
339 H Grand Canyon	75 55	120 A Fresno St.	53 80					
321 A San Jose St.	62 56	41 A Oregon St.	31 82					

Non-Div I Games: Sonoma St. 98 38

Santa Clara

Average RPI Win:	323	WON-LOST	WINNING	LAST 10	STRENGTH OF	OPP. STRENGTH	TEAM	ADJ.	CONF.	ADJ CONF.
Average RPI Loss:	205	RECORD	PCT. RANK	GAMES	SCHEDULE	OF SCHEDULE	RPI	RPI	RPI	RPI
DIV. I ONLY	2- 9	315	2-8	347	203	338	338	32	32	
DIV. I NON-CONF.	0- 7	336	0- 0	285	104	346	346	32	32	

TOTALS	RPI 1-25	RPI 26-50	W-L RECORDS	RPI 51-100	RPI 101-150	RPI 150+				
2- 9	0- 0	0- 2	OVERALL	0- 0	0- 0	2- 7				
0- 4	0- 0	0- 0	HOME	0- 0	0- 0	0- 4				
2- 5	0- 0	0- 2	AWAY	0- 0	0- 0	2- 3				
0- 0	0- 0	0- 0	NEUTRAL	0- 0	0- 0	0- 0				
0- 7	0- 0	0- 2	NON-CONFERENCE	0- 0	0- 0	0- 5				
0- 3	0- 0	0- 0	HOME	0- 0	0- 0	0- 3				
0- 4	0- 0	0- 2	AWAY	0- 0	0- 0	0- 2				
0- 0	0- 0	0- 0	NEUTRAL	0- 0	0- 0	0- 0				
2- 2	0- 0	0- 0	CONFERENCE	0- 0	0- 0	2- 2				
0- 1	0- 0	0- 0	HOME	0- 0	0- 0	0- 1				
2- 1	0- 0	0- 0	AWAY	0- 0	0- 0	2- 1				
0- 0	0- 0	0- 0	NEUTRAL	0- 0	0- 0	0- 0				

RPI 1-25				RPI 26-50				RPI 51-100				RPI 101+ Team's RPI: 338			
RPI	S	Opponent	Score	RPI	S	Opponent	Score	RPI	S	Opponent	Score	RPI	S	Opponent	Score
				31	A	South Dakota St.	49 97					195	H	Jacksonville	58 68
				36	A	DePaul	61 124					203	A	Ole Miss	51 74
												247	H	Texas Southern	41 65
												264	H	Norfolk St.	42 78
												272	A	Wichita St.	50 66
												282	H	Ga. Southern	71 82
												300	A	Coppin St.	76 70
												319	A	Morgan St.	47 63
												345	A	Florida A&M	54 50
LAST 12 Division I GAMES:															
				272	A	Wichita St.	50 66	264	H	Norfolk St.	42 78				
				31	A	South Dakota St.	49 97	345	A	Florida A&M	54 50				
				203	A	Ole Miss	51 74	319	A	Morgan St.	47 63				
				247	H	Texas Southern	41 65	300	A	Coppin St.	76 70				
				36	A	DePaul	61 124	282	H	Ga. Southern	71 82				
				195	H	Jacksonville	58 68								

Non-Div I Games: Carver 101 49 Wesleyan (GA) 155 26

Savannah St.

Average RPI Win:	344	WON-LOST	WINNING	LAST 10	STRENGTH OF	OPP. STRENGTH	TEAM	ADJ.	CONF.	ADJ CONF.
Average RPI Loss:	188	RECORD	PCT. RANK	GAMES	SCHEDULE	OF SCHEDULE	RPI	RPI	RPI	RPI
DIV. I ONLY	1- 18	348	1-9	218	307	337	337	30	30	
DIV. I NON-CONF.	0- 13	336	0- 0	114	269	320	320	30	30	

TOTALS	RPI 1-25	RPI 26-50	W-L RECORDS	RPI 51-100	RPI 101-150	RPI 150+				
1- 18	0- 0	0- 2	OVERALL	0- 2	0- 3	1- 11				
1- 8	0- 0	0- 0	HOME	0- 0	0- 1	1- 7				
0- 9	0- 0	0- 1	AWAY	0- 2	0- 2	0- 4				
0- 1	0- 0	0- 1	NEUTRAL	0- 0	0- 0	0- 0				
0- 13	0- 0	0- 2	NON-CONFERENCE	0- 2	0- 3	0- 6				
0- 5	0- 0	0- 0	HOME	0- 0	0- 1	0- 4				
0- 7	0- 0	0- 1	AWAY	0- 2	0- 2	0- 2				
0- 1	0- 0	0- 1	NEUTRAL	0- 0	0- 0	0- 0				
1- 5	0- 0	0- 0	CONFERENCE	0- 0	0- 0	1- 5				
1- 3	0- 0	0- 0	HOME	0- 0	0- 0	1- 3				
0- 2	0- 0	0- 0	AWAY	0- 0	0- 0	0- 2				
0- 0	0- 0	0- 0	NEUTRAL	0- 0	0- 0	0- 0				

RPI	S	Opponent	Score	RPI	S	Opponent	Score	RPI	S	Opponent	Score	RPI	S	Opponent	Score	Team's RPI: 337
39	A	Utah	62 89	74	A	Pacific	61 75	115	H	Washington	58 69	140	A	Portland St.	43 68	
50	N	Arizona	54 84	83	A	UC Davis	59 76	150	A	UC Irvine	60 65	157	H	Pepperdine	64 78	
								179	A	New Mexico St.	55 75	209	H	Cal St. Fullerton	54 57	
								237	A	Nevada	54 67	238	H	Utah Valley	55 58	
								253	H	Northern Ariz.	58 65	255	A	UTRGV	56 69	
								257	A	Hawaii	51 67	284	H	CSU Bakersfield	60 70	
								322	H	Cal Poly	50 60	339	H	Grand Canyon	73 74	
								344	H	Chicago St.	90 54					
LAST 12 Division I GAMES:																
284	H	CSU Bakersfield	60 70	344	H	Chicago St.	90 54	255	A	UTRGV	56 69	179	A	New Mexico St.	55 75	
150	A	UC Irvine	60 65	238	H	Utah Valley	55 58	339	H	Grand Canyon	73 74	157	H	Pepperdine	64 78	
237	A	Nevada	54 67	83	A	UC Davis	59 76									
322	H	Cal Poly	50 60	74	A	Pacific	61 75									

Non-Div I Games:

Seattle U

Average RPI Win:	203	WON-LOST	WINNING	LAST 10	STRENGTH OF	OPP. STRENGTH	TEAM	ADJ.	CONF.	ADJ CONF.
Average RPI Loss:	52	RECORD	PCT. RANK	GAMES	SCHEDULE	OF SCHEDULE	RPI	RPI	RPI	RPI
DIV. I ONLY	12- 7	98	5-5	117	73	88	88	5	5	
DIV. I NON-CONF.	8- 3	72	0- 0	268	153	118	118	4	4	

TOTALS	RPI 1-25	RPI 26-50	W-L RECORDS	RPI 51-100	RPI 101-150	RPI 150+				
12- 7	0- 2	1- 4	OVERALL	3- 0	1- 0	7- 1				
9- 1	0- 0	0- 1	HOME	2- 0	1- 0	6- 0				
2- 5	0- 2	1- 2	AWAY	1- 0	0- 0	0- 1				
1- 1	0- 0	0- 1	NEUTRAL	0- 0	0- 0	1- 0				
8- 3	0- 1	0- 2	NON-CONFERENCE	1- 0	0- 0	7- 0				
6- 0	0- 0	0- 0	HOME	0- 0	0- 0	6- 0				
1- 2	0- 1	0- 1	AWAY	1- 0	0- 0	0- 0				
1- 1	0- 0	0- 1	NEUTRAL	0- 0	0- 0	1- 0				
4- 4	0- 1	1- 2	CONFERENCE	2- 0	1- 0	0- 1				
3- 1	0- 0	0- 1	HOME	2- 0	1- 0	0- 0				
1- 3	0- 1	1- 1	AWAY	0- 0	0- 0	0- 1				
0- 0	0- 0	0- 0	NEUTRAL	0- 0	0- 0	0- 0				

RPI 1-25				RPI 26-50				RPI 51-100				Team's RPI : 88				RPI 101+			
RPI	S	Opponent	Score	RPI	S	Opponent	Score	RPI	S	Opponent	Score	RPI	S	Opponent	Score	RPI	S	Opponent	Score
7	A	UConn	61 99	35	A	Butler	59 62	68	H	Creighton	82 75	107	H	St. John's (NY)	77 67				
11	A	Marquette	60 96	36	A	DePaul	84 73	80	A	Princeton	70 66	184	A	Xavier	62 63				
				37	N	Georgia Tech	73 84	90	H	Providence	79 73	265	H	UTSA	84 53				
				44	A	UCLA	62 78					277	H	St. Francis Brooklyn	100 77				
				45	H	Villanova	66 70					289	H	Kennesaw St.	102 80				
												297	H	Saint Peter's	90 47				
												298	H	UMass Lowell	90 57				
												316	H	Wagner	95 40				
												318	N	UNC Greensboro	71 64				
LAST 12 Division I GAMES:																			
184	A	Xavier	62 63	45	H	Villanova	66 70	36	A	DePaul	84 73	11	A	Marquette	60 96				
35	A	Butler	59 62	36	A	DePaul	84 73	11	A	Marquette	60 96	90	H	Providence	79 73				
107	H	St. John's (NY)	77 67	11	A	Marquette	60 96	90	H	Providence	79 73	68	H	Creighton	82 75				
318	N	UNC Greensboro	71 64	90	H	Providence	79 73	68	H	Creighton	82 75	297	H	Saint Peter's	90 47				
37	N	Georgia Tech	73 84	68	H	Creighton	82 75												
7	A	UConn	61 99	297	H	Saint Peter's	90 47												

Non-Div I Games:

Seton Hall

Average RPI Win:	271	WON-LOST	WINNING	LAST 10	STRENGTH OF	OPP. STRENGTH	TEAM	ADJ.	CONF.	ADJ CONF.
Average RPI Loss:	167	RECORD	PCT. RANK	GAMES	SCHEDULE	OF SCHEDULE	RPI	RPI	RPI	RPI
DIV. I ONLY	8- 10	204	5-5	262	259	252	252	27	27	
DIV. I NON-CONF.	4- 7	228	1- 0	254	256	276	276	28	28	

TOTALS	RPI 1-25	RPI 26-50	W-L RECORDS	RPI 51-100	RPI 101-150	RPI 150+				
8- 10	0- 0	0- 0	OVERALL	0- 3	0- 2	8- 5				
4- 5	0- 0	0- 0	HOME	0- 2	0- 0	4- 3				
3- 4	0- 0	0- 0	AWAY	0- 1	0- 1	3- 2				
1- 1	0- 0	0- 0	NEUTRAL	0- 0	0- 1	1- 0				
4- 7	0- 0	0- 0	NON-CONFERENCE	0- 2	0- 1	4- 4				
2- 4	0- 0	0- 0	HOME	0- 2	0- 0	2- 2				
1- 2	0- 0	0- 0	AWAY	0- 0	0- 0	1- 2				
1- 1	0- 0	0- 0	NEUTRAL	0- 0	0- 1	1- 0				
4- 3	0- 0	0- 0	CONFERENCE	0- 1	0- 1	4- 1				
2- 1	0- 0	0- 0	HOME	0- 0	0- 0	2- 1				
2- 2	0- 0	0- 0	AWAY	0- 1	0- 1	2- 0				
0- 0	0- 0	0- 0	NEUTRAL	0- 0	0- 0	0- 0				

RPI 1-25				RPI 26-50				RPI 51-100				RPI 101+				Team's RPI: 252
RPI	S	Opponent	Score	RPI	S	Opponent	Score	RPI	S	Opponent	Score	RPI	S	Opponent	Score	
								60	A	Qui nni pi ac	31 68	121	N	Drexel	39 51	
								65	H	Harvard	54 73	128	A	Marist	59 88	
								96	H	Penn	51 58	183	H	Massachusetts	64 59	
												199	H	Rider	52 55	
												212	A	Sacred Heart	50 72	
												223	A	Howard	86 81	
												234	H	Colgate	55 53	
												245	A	Monmouth	77 68	
												246	A	St. Bonaventure	58 74	
												260	H	Hofstra	50 57	
												283	H	Fla. Atlantic	66 70	
												297	A	Saint Peter's	84 57	
												316	N	Wagner	74 71	
												332	H	Iona	59 47	
												340	H	Manhattan	62 56	
LAST 12 Division I GAMES:																
340	H	Manhattan	62 56	316	N	Wagner	74 71									
332	H	Iona	59 47	60	A	Qui nni pi ac	31 68									
297	A	Saint Peter's	84 57	245	A	Monmouth	77 68									
260	H	Hofstra	50 57	128	A	Marist	59 88									
183	H	Massachusetts	64 59	199	H	Rider	52 55									
246	A	St. Bonaventure	58 74	283	H	Fla. Atlantic	66 70									

Non-Div I Games:

Siena

Average RPI Win:	231	WON-LOST	WINNING	LAST 10	STRENGTH OF	OPP. STRENGTH	TEAM	ADJ.	CONF.	ADJ CONF.
Average RPI Loss:	121	RECORD	PCT. RANK	GAMES	SCHEDULE	OF SCHEDULE	RPI	RPI	RPI	RPI

DIV. I ONLY	13- 3	29	7-3	328	89	136	136	14	14
DIV. I NON-CONF.	9- 0	1	1- 0	344	79	96	96	15	15
TOTALS	RPI 1-25	RPI 26-50	W-L RECORDS	RPI 51-100	RPI 101-150	RPI 150+			
13- 3	0- 0	0- 0	OVERALL	0- 1	1- 1	12- 1			
4- 2	0- 0	0- 0	HOME	0- 1	0- 0	4- 1			
8- 1	0- 0	0- 0	AWAY	0- 0	1- 1	7- 0			
1- 0	0- 0	0- 0	NEUTRAL	0- 0	0- 0	1- 0			
9- 0	0- 0	0- 0	NON-CONFERENCE	0- 0	1- 0	8- 0			
3- 0	0- 0	0- 0	HOME	0- 0	0- 0	3- 0			
5- 0	0- 0	0- 0	AWAY	0- 0	1- 0	4- 0			
1- 0	0- 0	0- 0	NEUTRAL	0- 0	0- 0	1- 0			
4- 3	0- 0	0- 0	CONFERENCE	0- 1	0- 1	4- 1			
1- 2	0- 0	0- 0	HOME	0- 1	0- 0	1- 1			
3- 1	0- 0	0- 0	AWAY	0- 0	0- 1	3- 0			
0- 0	0- 0	0- 0	NEUTRAL	0- 0	0- 0	0- 0			

RPI 1-25	RPI 26-50	RPI 51-100	RPI 101+	Team's RPI: 136
RPI S Opponent Score	RPI S Opponent Score	RPI S Opponent Score	RPI S Opponent Score	
		89 H Little Rock 42 65	103 A Appalachian St. 63 71	
			119 A Alabama 72 67	
			165 A Georgia St. 68 59	
			170 H Arkansas St. 64 77	
			179 N New Mexico St. 68 67	
			187 A Southern U. 53 49	
			191 H Southern Miss. 77 68	
			215 A Coastal Caro. 88 78	
			227 H Alabama St. 77 65	
			258 H Louisiana 83 60	
			259 H ETSU 81 74	
			282 A Ga. Southern 69 53	
			306 A Central Ark. 58 50	
			307 A Tennessee St. 78 56	
			308 A FIU 84 77	
LAST 12 Division I GAMES:				
170 H Arkansas St. 64 77	308 A FIU 84 77			
215 A Coastal Caro. 88 78	258 H Louisiana 83 60			
103 A Appalachian St. 63 71	282 A Ga. Southern 69 53			
179 N New Mexico St. 68 67	165 A Georgia St. 68 59			
227 H Alabama St. 77 65	89 H Little Rock 42 65			
119 A Alabama 72 67	307 A Tennessee St. 78 56			

Non-Div I Games: Faulkner 97 40 Spring Hill 75 57

South Alabama

Average RPI Win:	130	WON-LOST	WINNING	LAST 10	STRENGTH OF	OPP. STRENGTH	TEAM	ADJ.	CONF.	ADJ CONF.
Average RPI Loss:	18	RECORD	PCT. RANK	GAMES	SCHEDULE	OF SCHEDULE	RPI	RPI	RPI	RPI

DIV. I ONLY	13- 5	57	9-1	16	8	18	18	6	6
DIV. I NON-CONF.	8- 4	91	0- 1	29	12	46	46	6	6

TOTALS	RPI 1-25	RPI 26-50	W-L RECORDS	RPI 51-100	RPI 101-150	RPI 150+			
13- 5	1- 4	3- 1	OVERALL	1- 0	3- 0	5- 0			
8- 2	0- 2	2- 0	HOME	0- 0	3- 0	3- 0			
4- 1	1- 1	1- 0	AWAY	1- 0	0- 0	1- 0			
1- 2	0- 1	0- 1	NEUTRAL	0- 0	0- 0	1- 0			
8- 4	0- 3	2- 1	NON-CONFERENCE	0- 0	2- 0	4- 0			
5- 2	0- 2	1- 0	HOME	0- 0	2- 0	2- 0			
2- 0	0- 0	1- 0	AWAY	0- 0	0- 0	1- 0			
1- 2	0- 1	0- 1	NEUTRAL	0- 0	0- 0	1- 0			
5- 1	1- 1	1- 0	CONFERENCE	1- 0	1- 0	1- 0			
3- 0	0- 0	1- 0	HOME	0- 0	1- 0	1- 0			
2- 1	1- 1	0- 0	AWAY	1- 0	0- 0	0- 0			
0- 0	0- 0	0- 0	NEUTRAL	0- 0	0- 0	0- 0			

RPI 1-25	Team's RPI: 18	RPI 26-50	RPI 51-100	RPI 101+
RPI S Opponent Score	RPI S Opponent Score	RPI S Opponent Score	RPI S Opponent Score	RPI S Opponent Score
2 H Baylor 69 94	26 A Purdue 82 73	52 A LSU 76 53	103 H Appalachian St. 80 50	
9 A Mississippi St. 74 89	38 H Missouri 79 65		108 H Dayton 65 55	
13 N Drake 85 90	40 H Clemson 69 57		119 H Alabama 62 59	
22 A Texas A&M 60 57	41 N Oregon St. 68 70		211 H Florida 71 40	
24 H Maryland 61 85			227 A Alabama St. 94 38	
			231 H Temple 88 60	
			250 H Furman 66 53	
			259 N ETSU 101 55	

LAST 12 Division I GAMES:				
211 H Florida 71 40	13 N Drake 85 90			
119 H Alabama 62 59	41 N Oregon St. 68 70			
22 A Texas A&M 60 57	38 H Missouri 79 65			
250 H Furman 66 53	9 A Mississippi St. 74 89			
231 H Temple 88 60	52 A LSU 76 53			
26 A Purdue 82 73	103 H Appalachian St. 80 50			

Non-Div I Games:

South Carolina

Average RPI Win:	296	WON-LOST	WINNING	LAST 10	STRENGTH OF	OPP. STRENGTH	TEAM	ADJ.	CONF.	ADJ CONF.
Average RPI Loss:	218	RECORD	PCT. RANK	GAMES	SCHEDULE	OF SCHEDULE	RPI	RPI	RPI	RPI

DIV. I ONLY	7- 10	221	5-5	342	319	312	312	32	32
DIV. I NON-CONF.	5- 7	206	1- 0	337	288	301	301	32	32

TOTALS	RPI 1-25	RPI 26-50	W-L RECORDS	RPI 51-100	RPI 101-150	RPI 150+			
7- 10	0- 0	0- 1	OVERALL	0- 0	0- 2	7- 7			
4- 3	0- 0	0- 0	HOME	0- 0	0- 0	4- 3			
3- 5	0- 0	0- 1	AWAY	0- 0	0- 1	3- 3			
0- 2	0- 0	0- 0	NEUTRAL	0- 0	0- 1	0- 1			
5- 7	0- 0	0- 1	NON-CONFERENCE	0- 0	0- 2	5- 4			
3- 1	0- 0	0- 0	HOME	0- 0	0- 0	3- 1			
2- 4	0- 0	0- 1	AWAY	0- 0	0- 1	2- 2			
0- 2	0- 0	0- 0	NEUTRAL	0- 0	0- 1	0- 1			
2- 3	0- 0	0- 0	CONFERENCE	0- 0	0- 0	2- 3			
1- 2	0- 0	0- 0	HOME	0- 0	0- 0	1- 2			
1- 1	0- 0	0- 0	AWAY	0- 0	0- 0	1- 1			
0- 0	0- 0	0- 0	NEUTRAL	0- 0	0- 0	0- 0			

RPI 1-25	RPI 26-50	RPI 51-100	RPI 101+	Team's RPI: 312
RPI S Opponent Score	RPI S Opponent Score	RPI S Opponent Score	RPI S Opponent Score	
	50 A Arizona 32 73		117 N Wake Forest 44 58	
			146 A Radford 31 61	
			215 A Coastal Caro. 44 57	
			216 H UNLV 58 49	
			223 H Howard 72 63	
			224 N East Carolina 63 71	
			264 H Norfolk St. 50 57	
			271 H N. C. A&T 44 58	
			278 H Winthrop 50 58	
			291 A Col. of Charleston 51 75	
			300 A Coppin St. 75 59	
			319 A Morgan St. 51 62	
			327 A Presbyterian 57 48	
			328 A Western Caro. 54 39	
			336 H Charleston So. 67 58	
			342 H USC Upstate 71 66	
LAST 12 Division I GAMES:				
271 H N. C. A&T 44 58	216 H UNLV 58 49			
328 A Western Caro. 54 39	264 H Norfolk St. 50 57			
224 N East Carolina 63 71	223 H Howard 72 63			
117 N Wake Forest 44 58	300 A Coppin St. 75 59			
278 H Winthrop 50 58	319 A Morgan St. 51 62			
342 H USC Upstate 71 66	50 A Arizona 32 73			

Non-Div I Games: Voorhees 88 61 UNKNOWN 67 51

South Carolina St.

Average RPI Win:	165	WON-LOST	WINNING	LAST 10	STRENGTH OF	OPP. STRENGTH	TEAM	ADJ.	CONF.	ADJ CONF.
Average RPI Loss:	63	RECORD	PCT. RANK	GAMES	SCHEDULE	OF SCHEDULE	RPI	RPI	RPI	RPI

DIV. I ONLY	16- 3	20	8-2	129	82	29	29	18	18
DIV. I NON-CONF.	10- 2	37	0- 0	56	11	13	13	16	16

TOTALS	RPI 1-25	RPI 26-50	W-L RECORDS	RPI 51-100	RPI 101-150	RPI 150+
16- 3	1- 1	2- 1	OVERALL	3- 0	1- 1	9- 0
5- 0	1- 0	1- 0	HOME	1- 0	0- 0	2- 0
8- 2	0- 1	1- 0	AWAY	2- 0	0- 1	5- 0
3- 1	0- 0	0- 1	NEUTRAL	0- 0	1- 0	2- 0
10- 2	1- 1	1- 1	NON-CONFERENCE	3- 0	1- 0	4- 0
3- 0	1- 0	0- 0	HOME	1- 0	0- 0	1- 0
4- 1	0- 1	1- 0	AWAY	2- 0	0- 0	1- 0
3- 1	0- 0	0- 1	NEUTRAL	0- 0	1- 0	2- 0
6- 1	0- 0	1- 0	CONFERENCE	0- 0	0- 1	5- 0
2- 0	0- 0	1- 0	HOME	0- 0	0- 0	1- 0
4- 1	0- 0	0- 0	AWAY	0- 0	0- 1	4- 0
0- 0	0- 0	0- 0	NEUTRAL	0- 0	0- 0	0- 0

RPI 1-25	RPI 26-50	Team's RPI: 29	RPI 51-100	RPI 101+
RPI S Opponent Score	RPI S Opponent Score		RPI S Opponent Score	RPI S Opponent Score
12 H Iowa St. 64 59	27 N Indiana 60 68		64 H Green Bay 55 49	112 N Loyola Marymount 67 40
13 A Drake 64 76	31 H South Dakota St. 105 98		68 A Creighton 77 65	149 A Denver 99 104
	38 A Missouri 74 61		87 A Missouri St. 85 74	152 A Montana 64 41
				160 N Grambling 67 53
				169 A Oral Roberts 76 72
				220 A North Dakota 80 50
				272 N Wichita St. 73 64
				303 A North Dakota St. 67 41
				305 H Incarnate Word 96 43
				317 A Omaha 80 49
				335 H Purdue Fort Wayne 69 51
LAST 12 Division I GAMES:				
149 A Denver 99 104	220 A North Dakota 80 50			
303 A North Dakota St. 67 41	317 A Omaha 80 49			
27 N Indiana 60 68	169 A Oral Roberts 76 72			
112 N Loyola Marymount 67 40	335 H Purdue Fort Wayne 69 51			
160 N Grambling 67 53	31 H South Dakota St. 105 98			
38 A Missouri 74 61	87 A Missouri St. 85 74			

Non-Div I Games: Bellevue 79 40 St. Mary (NE) 112 52

South Dakota

Average RPI Win:	164	WON-LOST	WINNING	LAST 10	STRENGTH OF	OPP. STRENGTH	TEAM	ADJ.	CONF.	ADJ CONF.
Average RPI Loss:	26	RECORD	PCT. RANK	GAMES	SCHEDULE	OF SCHEDULE	RPI	RPI	RPI	RPI
DIV. I ONLY	14- 6	71	8-2	36	63	31	31	18	18	
DIV. I NON-CONF.	8- 5	120	0- 0	10	7	16	16	16	16	

TOTALS	RPI 1-25	RPI 26-50	W-L RECORDS	RPI 51-100	RPI 101-150	RPI 150+				
14- 6	2- 3	0- 2	OVERALL	3- 1	2- 0	7- 0				
8- 1	1- 1	0- 0	HOME	3- 0	1- 0	3- 0				
6- 3	1- 1	0- 1	AWAY	0- 1	1- 0	4- 0				
0- 2	0- 1	0- 1	NEUTRAL	0- 0	0- 0	0- 0				
8- 5	2- 3	0- 1	NON-CONFERENCE	3- 1	1- 0	2- 0				
5- 1	1- 1	0- 0	HOME	3- 0	0- 0	1- 0				
3- 2	1- 1	0- 0	AWAY	0- 1	1- 0	1- 0				
0- 2	0- 1	0- 1	NEUTRAL	0- 0	0- 0	0- 0				
6- 1	0- 0	0- 1	CONFERENCE	0- 0	1- 0	5- 0				
3- 0	0- 0	0- 0	HOME	0- 0	1- 0	2- 0				
3- 1	0- 0	0- 1	AWAY	0- 0	0- 0	3- 0				
0- 0	0- 0	0- 0	NEUTRAL	0- 0	0- 0	0- 0				

RPI 1-25				RPI 26-50				RPI 51-100				RPI 101+			
RPI	S	Opponent	Score	RPI	S	Opponent	Score	RPI	S	Opponent	Score	RPI	S	Opponent	Score
2	N	Baylor	66 72	29	A	South Dakota	98 105	64	H	Green Bay	77 47	132	A	Chattanooga	71 54
4	H	Oregon	79 87	34	N	Buffalo	55 61	68	H	Creighton	74 48	149	H	Denver	76 59
11	A	Marquette	52 91					77	A	Wyoming	70 77	151	A	Montana St.	88 67
13	H	Drake	80 71					93	H	FGCU	80 62	169	H	Oral Roberts	68 55
21	A	Central Mich.	80 71									220	A	North Dakota	66 48
												242	A	Western Ill.	93 84
												303	H	North Dakota St.	86 33
												335	A	Purdue Fort Wayne	85 52
												338	H	Savannah St.	97 49

LAST 12 Division I GAMES:															
335	A	Purdue Fort Wayne	85 52	303	H	North Dakota St.	86 33								
242	A	Western Ill.	93 84	220	A	North Dakota	66 48								
77	A	Wyoming	70 77	169	H	Oral Roberts	68 55								
151	A	Montana St.	88 67	149	H	Denver	76 59								
338	H	Savannah St.	97 49	29	A	South Dakota	98 105								
4	H	Oregon	79 87	13	H	Drake	80 71								

Non-Div I Games:

South Dakota St.

Average RPI	Win:	189	WON-LOST	WINNING	LAST 10	STRENGTH OF	OPP. STRENGTH	TEAM	ADJ.	CONF.	ADJ CONF.
Average RPI	Loss:	64	RECORD	PCT. RANK	GAMES	SCHEDULE	OF SCHEDULE	RPI	RPI	RPI	RPI
DIV. I ONLY		11- 8		130	4-6	136	36	135	135	9	9
DIV. I NON-CONF.		9- 5		105	0- 0	236	14	145	145	9	9

TOTALS	RPI 1-25		RPI 26-50		W-L RECORDS	RPI 51-100		RPI 101-150		RPI 150+	
11- 8	0- 3		1- 1		OVERALL	1- 3		2- 0		7- 1	
8- 2	0- 1		0- 0		HOME	1- 0		1- 0		6- 1	
2- 2	0- 1		0- 0		AWAY	0- 1		1- 0		1- 0	
1- 4	0- 1		1- 1		NEUTRAL	0- 2		0- 0		0- 0	
9- 5	0- 1		1- 1		NON-CONFERENCE	0- 3		2- 0		6- 0	
7- 0	0- 0		0- 0		HOME	0- 0		1- 0		6- 0	
1- 1	0- 0		0- 0		AWAY	0- 1		1- 0		0- 0	
1- 4	0- 1		1- 1		NEUTRAL	0- 2		0- 0		0- 0	
2- 3	0- 2		0- 0		CONFERENCE	1- 0		0- 0		1- 1	
1- 2	0- 1		0- 0		HOME	1- 0		0- 0		0- 1	
1- 1	0- 1		0- 0		AWAY	0- 0		0- 0		1- 0	
0- 0	0- 0		0- 0		NEUTRAL	0- 0		0- 0		0- 0	

RPI	S	Opponent	Score	RPI	S	Opponent	Score	RPI	S	Opponent	Score	RPI	S	Opponent	Score
7	A	UConn	46 63	43	N	North Carolina	69 71	52	A	LSU	49 78	111	A	Ohio St.	71 47
17	H	UCF	49 62	44	N	UCLA	60 56	68	N	Creighton	76 83	142	H	Oklahoma	87 70
19	N	Kentucky	63 85					85	N	Virginia	67 74	160	H	Grambling	67 50
								91	H	Tulane	73 46	189	H	George Washington	63 30
												222	H	Memphis	40 47
												231	A	Temple	63 53
												256	H	Albany (NY)	74 37
												269	H	Vermont	102 55
												275	H	Bethune-Cookman	88 39
												310	H	New Hampshire	79 36

LAST 12 Division I GAMES:															
52	A	LSU	49 78	222	H	Memphis	40 47								
85	N	Virginia	67 74	91	H	Tulane	73 46								
68	N	Creighton	76 83	7	A	UConn	46 63								
269	H	Vermont	102 55	17	H	UCF	49 62								
160	H	Grambling	67 50	231	A	Temple	63 53								
189	H	George Washington	63 30	310	H	New Hampshire	79 36								

Non-Div I Games:

South Fla.

Average RPI		Win: 279	WON-LOST RECORD	WINNING PCT. RANK	LAST 10 GAMES	STRENGTH OF SCHEDULE	OPP. STRENGTH OF SCHEDULE	TEAM RPI	ADJ. RPI	CONF. RPI	ADJ CONF. RPI
Loss: 159											
DIV. I ONLY			7- 9	210	6-4	198	325	202	202	22	22
DIV. I NON-CONF.			3- 6	241	0- 0	142	307	206	206	20	20
TOTALS		RPI 1-25		RPI 26-50		W-L RECORDS	RPI 51-100	RPI 101-150		RPI 150+	
7- 9	0- 1			0- 0		OVERALL	0- 0	0- 2		7- 6	
3- 3	0- 0			0- 0		HOME	0- 0	0- 1		3- 2	
4- 5	0- 1			0- 0		AWAY	0- 0	0- 1		4- 3	
0- 1	0- 0			0- 0		NEUTRAL	0- 0	0- 0		0- 1	
3- 6	0- 1			0- 0		NON-CONFERENCE	0- 0	0- 0		3- 5	
1- 1	0- 0			0- 0		HOME	0- 0	0- 0		1- 1	
2- 4	0- 1			0- 0		AWAY	0- 0	0- 0		2- 3	
0- 1	0- 0			0- 0		NEUTRAL	0- 0	0- 0		0- 1	
4- 3	0- 0			0- 0		CONFERENCE	0- 0	0- 2		4- 1	
2- 2	0- 0			0- 0		HOME	0- 0	0- 1		2- 1	
2- 1	0- 0			0- 0		AWAY	0- 0	0- 1		2- 0	
0- 0	0- 0			0- 0		NEUTRAL	0- 0	0- 0		0- 0	

RPI 1-25					
RPI	S	Opponent	Score		
9	A	Mississippi St.	53	88	
RPI 26-50					
RPI	S	Opponent	Score		
RPI 51-100					
RPI	S	Opponent	Score		
Team's RPI: 202					
RPI	S	Opponent	Score		
133	H	UT Martin	73	80	
141	A	Morehead St.	54	82	
155	N	North Ala.	67	80	
156	H	Indiana St.	51	62	
166	A	Southern Ill.	40	60	
167	A	Bradley	79	85	
213	A	SIUE	62	52	
213	H	SIUE	63	58	
222	A	Memphis	57	69	
242	H	Western Ill.	81	71	
286	H	Murray St.	59	64	
304	H	Austin Peay	64	54	
315	A	NJIT	68	58	
324	A	Eastern Ky.	52	42	
341	A	Evansville	54	50	
LAST 12 Division I GAMES:					
133	H	UT Martin	73	80	
213	A	SIUE	62	52	
222	A	Memphis	57	69	
341	A	Evansville	54	50	
156	H	Indiana St.	51	62	
315	A	NJIT	68	58	
213	H	SIUE	63	58	
324	A	Eastern Ky.	52	42	
141	A	Morehead St.	54	82	
286	H	Murray St.	59	64	
304	H	Austin Peay	64	54	
155	N	North Ala.	67	80	

Non-Div I Games:	Ill.-Springfield	82	46	Harri s-Stowe	80	65
------------------	------------------	----	----	---------------	----	----

Southeast Mo. St.

■ Loss, ■ Non-Conf, S Site, H Home A Away N Neutral

Average RPI Win:	288	WON-LOST	WINNING	LAST 10	STRENGTH OF	OPP. STRENGTH	TEAM	ADJ.	CONF.	ADJ CONF.
Average RPI Loss:	156	RECORD	PCT. RANK	GAMES	SCHEDULE	OF SCHEDULE	RPI	RPI	RPI	RPI
DIV. I ONLY	7- 8	196	4-6	306	264	241	241	26	26	
DIV. I NON-CONF.	4- 5	190	0- 0	312	259	237	237	24	24	

TOTALS	RPI 1-25	RPI 26-50	W-L RECORDS	RPI 51-100	RPI 101-150	RPI 150+				
7- 8	0- 0	0- 0	OVERALL	0- 3	0- 2	7- 3				
4- 2	0- 0	0- 0	HOME	0- 1	0- 0	4- 1				
3- 6	0- 0	0- 0	AWAY	0- 2	0- 2	3- 2				
0- 0	0- 0	0- 0	NEUTRAL	0- 0	0- 0	0- 0				
4- 5	0- 0	0- 0	NON-CONFERENCE	0- 1	0- 2	4- 2				
1- 1	0- 0	0- 0	HOME	0- 0	0- 0	1- 1				
3- 4	0- 0	0- 0	AWAY	0- 1	0- 2	3- 1				
0- 0	0- 0	0- 0	NEUTRAL	0- 0	0- 0	0- 0				
3- 3	0- 0	0- 0	CONFERENCE	0- 2	0- 0	3- 1				
3- 1	0- 0	0- 0	HOME	0- 1	0- 0	3- 0				
0- 2	0- 0	0- 0	AWAY	0- 1	0- 0	0- 1				
0- 0	0- 0	0- 0	NEUTRAL	0- 0	0- 0	0- 0				

RPI 1-25				RPI 26-50				RPI 51-100				RPI 101+ Team's RPI: 241			
RPI	S	Opponent	Score	RPI	S	Opponent	Score	RPI	S	Opponent	Score	RPI	S	Opponent	Score
								52	A	LSU	52 72	119	A	Al abama	40 88
								70	A	Lamar Uni versi ty	54 94	143	A	Loui si ana Tech	53 72
								71	H	SFA	51 62	172	H	Abi lene Chri sti an	74 71
												191	H	Southern Mi ss.	52 59
												208	A	SMU	63 62
												281	A	Al abama A&M	48 51
												306	H	Central Ark.	62 53
												314	H	La. -Monroe	49 42
												323	A	McNeese	56 62
												330	H	Houston Baptist	73 65
												334	A	Jackson St.	50 45
												350	A	Al corn	77 59
LAST 12 Divi si on I GAMES:															
				71	H	SFA	51 62	330	H	Houston Baptist	73 65				
				52	A	LSU	52 72	323	A	McNeese	56 62				
				191	H	Southern Mi ss.	52 59	70	A	Lamar Uni versi ty	54 94				
				314	H	La. -Monroe	49 42	172	H	Abi lene Chri sti an	74 71				
				281	A	Al abama A&M	48 51	306	H	Central Ark.	62 53				
				143	A	Loui si ana Tech	53 72	334	A	Jackson St.	50 45				

Non-Di v I Games: Mobile 70 57 Xavier (LA) 47 59

Average RPI Win:	180	WON-LOST	WINNING	LAST 10	STRENGTH OF	OPP. STRENGTH	TEAM	ADJ.	CONF.	ADJ CONF.
Average RPI Loss:	28	RECORD	PCT. RANK	GAMES	SCHEDULE	OF SCHEDULE	RPI	RPI	RPI	RPI
DIV. I ONLY	11- 7	113	3-7	41	56	46	46	2	2	
DIV. I NON-CONF.	10- 1	18	0- 0	159	189	31	31	2	2	

TOTALS	RPI 1-25	RPI 26-50	W-L RECORDS	RPI 51-100	RPI 101-150	RPI 150+				
11- 7	0- 3	1- 4	OVERALL	0- 0	2- 0	8- 0				
5- 3	0- 1	0- 2	HOME	0- 0	1- 0	4- 0				
5- 4	0- 2	1- 2	AWAY	0- 0	1- 0	3- 0				
1- 0	0- 0	0- 0	NEUTRAL	0- 0	0- 0	1- 0				
10- 1	0- 1	0- 0	NON-CONFERENCE	0- 0	2- 0	8- 0				
5- 0	0- 0	0- 0	HOME	0- 0	1- 0	4- 0				
4- 1	0- 1	0- 0	AWAY	0- 0	1- 0	3- 0				
1- 0	0- 0	0- 0	NEUTRAL	0- 0	0- 0	1- 0				
1- 6	0- 2	1- 4	CONFERENCE	0- 0	0- 0	0- 0				
0- 3	0- 1	0- 2	HOME	0- 0	0- 0	0- 0				
1- 3	0- 1	1- 2	AWAY	0- 0	0- 0	0- 0				
0- 0	0- 0	0- 0	NEUTRAL	0- 0	0- 0	0- 0				

RPI	S	Opponent	Score	RPI	S	Opponent	Score	Team's RPI: 46	RPI	S	Opponent	Score	RPI	S	Opponent	Score
4	H	Oregon	53 93	32	A	California	59 66						120	H	Fresno St.	62 61
5	A	Stanford	64 72	41	H	Oregon St.	52 76						126	A	UT Arlington	73 61
22	A	Texas A&M	51 71	44	A	UCLA	72 67						159	N	Utah St.	55 46
				44	H	UCLA	65 72						161	H	CSUN	58 42
				50	A	Ari zona	68 71						162	H	Santa Clara	77 46
													185	H	UC Ri versi de	73 55
													216	A	UNLV	86 72
													237	A	Nevada	72 51
													268	A	Long Beach St.	86 50
													302	H	UC Santa Barbara	82 39

LAST 12 Division I GAMES:																
5	A	Stanford	64 72	50	A	Ari zona	68 71									
44	H	UCLA	65 72	44	A	UCLA	72 67									
126	A	UT Arlington	73 61	41	H	Oregon St.	52 76									
22	A	Texas A&M	51 71	4	H	Oregon	53 93									
161	H	CSUN	58 42	32	A	Cal i forni a	59 66									
216	A	UNLV	86 72	120	H	Fresno St.	62 61									

Non-Div I Games:

Southern California

Average RPI Win:	219	WON-LOST	WINNING	LAST 10	STRENGTH OF	OPP. STRENGTH	TEAM	ADJ.	CONF.	ADJ CONF.
Average RPI Loss:	133	RECORD	PCT. RANK	GAMES	SCHEDULE	OF SCHEDULE	RPI	RPI	RPI	RPI
DIV. I ONLY	9- 8	152	6-4	164	212	166	166	12	12	
DIV. I NON-CONF.	7- 4	109	0- 0	121	175	84	84	14	14	

TOTALS	RPI 1-25	RPI 26-50	W-L RECORDS	RPI 51-100	RPI 101-150	RPI 150+				
9- 8	0- 1	0- 0	OVERALL	1- 1	2- 2	6- 4				
7- 1	0- 0	0- 0	HOME	0- 0	2- 0	5- 1				
1- 6	0- 0	0- 0	AWAY	0- 1	0- 2	1- 3				
1- 1	0- 1	0- 0	NEUTRAL	1- 0	0- 0	0- 0				
7- 4	0- 1	0- 0	NON-CONFERENCE	1- 0	2- 2	4- 1				
5- 0	0- 0	0- 0	HOME	0- 0	2- 0	3- 0				
1- 3	0- 0	0- 0	AWAY	0- 0	0- 2	1- 1				
1- 1	0- 1	0- 0	NEUTRAL	1- 0	0- 0	0- 0				
2- 4	0- 0	0- 0	CONFERENCE	0- 1	0- 0	2- 3				
2- 1	0- 0	0- 0	HOME	0- 0	0- 0	2- 1				
0- 3	0- 0	0- 0	AWAY	0- 1	0- 0	0- 2				
0- 0	0- 0	0- 0	NEUTRAL	0- 0	0- 0	0- 0				

RPI 1-25				RPI 26-50				RPI 51-100				RPI 101+				Team's RPI: 166
RPI	S	Opponent	Score	RPI	S	Opponent	Score	RPI	S	Opponent	Score	RPI	S	Opponent	Score	
15	N	Arizona St.	38 82					87	A	Missouri St.	51 66	110	H	Northern Ill.	82 73	
								100	N	Hartford	72 50	124	A	Western Ky.	76 83	
												133	A	UT Martin	94 95	
												138	H	IUPUI	78 73	
												156	H	Indiana St.	58 61	
												167	A	Bradley	53 58	
												182	A	Illinois St.	52 60	
												198	A	Saint Louis	58 62	
												202	H	Southeast Mo. St.	60 40	
												230	H	Marshall	58 49	
												254	H	Eastern Ill.	73 59	
												286	A	Murray St.	65 59	
												309	H	Valparaiso	87 65	
												341	H	Evansville	67 47	
LAST 12 Division I GAMES:																
341	H	Evansville	67 47	309	H	Valparaiso	87 65									
138	H	IUPUI	78 73	167	A	Bradley	53 58									
286	A	Murray St.	65 59	182	A	Illinois St.	52 60									
254	H	Eastern Ill.	73 59	87	A	Missouri St.	51 66									
110	H	Northern Ill.	82 73	156	H	Indiana St.	58 61									
198	A	Saint Louis	58 62	15	N	Arizona St.	38 82									

Non-Div I Games:

Southern Ill.

Average RPI Win:	235	WON-LOST	WINNING	LAST 10	STRENGTH OF	OPP. STRENGTH	TEAM	ADJ.	CONF.	ADJ CONF.
Average RPI Loss:	113	RECORD	PCT. RANK	GAMES	SCHEDULE	OF SCHEDULE	RPI	RPI	RPI	RPI
DIV. I ONLY	8- 10	204	4-6	89	289	191	191	15	15	
DIV. I NON-CONF.	6- 5	143	0- 0	239	317	231	231	18	18	

TOTALS	RPI 1-25	RPI 26-50	W-L RECORDS	RPI 51-100	RPI 101-150	RPI 150+				
8- 10	0- 1	0- 0	OVERALL	0- 4	1- 3	7- 2				
6- 6	0- 1	0- 0	HOME	0- 2	0- 1	6- 2				
2- 4	0- 0	0- 0	AWAY	0- 2	1- 2	1- 0				
0- 0	0- 0	0- 0	NEUTRAL	0- 0	0- 0	0- 0				
6- 5	0- 1	0- 0	NON-CONFERENCE	0- 1	0- 2	6- 1				
5- 3	0- 1	0- 0	HOME	0- 0	0- 1	5- 1				
1- 2	0- 0	0- 0	AWAY	0- 1	0- 1	1- 0				
0- 0	0- 0	0- 0	NEUTRAL	0- 0	0- 0	0- 0				
2- 5	0- 0	0- 0	CONFERENCE	0- 3	1- 1	1- 1				
1- 3	0- 0	0- 0	HOME	0- 2	0- 0	1- 1				
1- 2	0- 0	0- 0	AWAY	0- 1	1- 1	0- 0				
0- 0	0- 0	0- 0	NEUTRAL	0- 0	0- 0	0- 0				

RPI 1-25				RPI 26-50				RPI 51-100				RPI 101+ Team's RPI: 191			
RPI	S	Opponent	Score	RPI	S	Opponent	Score	RPI	S	Opponent	Score	RPI	S	Opponent	Score
9	H	Mississippi St.	42 86					58	H	Old Dominion	50 53	118	H	Houston	44 61
								73	A	Middle Tenn.	49 66	124	A	Western Ky.	69 56
								78	H	Rice	47 58	136	A	South Alabama	68 77
								91	A	Tulane	54 71	147	A	UAB	60 71
												160	H	Grambling	68 47
												163	H	Charlotte	65 54
												186	H	North Texas	48 62
												221	H	Samford	76 40
												229	H	Sam Houston St.	61 65
												241	A	Southeastern La.	59 52
												294	H	Mississippi Val.	67 60
												329	H	Northwestern St.	69 54
												350	H	Alcorn	66 47
LAST 12 Division I GAMES:															
186	H	North Texas	48 62	124	A	Western Ky.	69 56								
78	H	Rice	47 58	58	H	Old Dominion	50 53								
118	H	Houston	44 61	163	H	Charlotte	65 54								
241	A	Southeastern La.	59 52	147	A	UAB	60 71								
9	H	Mississippi St.	42 86	73	A	Middle Tenn.	49 66								
350	H	Alcorn	66 47	91	A	Tulane	54 71								

Non-Div I Games: William Carey 74 48 Blue Mountain (MS) 84 38

Southern Miss.

Average RPI	Win:	276	WON-LOST	WINNING	LAST 10	STRENGTH OF	OPP. STRENGTH	TEAM	ADJ.	CONF.	ADJ CONF.
Average RPI	Loss:	83	RECORD	PCT. RANK	GAMES	SCHEDULE	OF SCHEDULE	RPI	RPI	RPI	RPI
DIV. I ONLY		5- 8		239	6-4	146	128	187	187	29	29
DIV. I NON-CONF.		0- 7		336	0- 0	2	13	174	174	26	26

TOTALS	RPI 1-25		RPI 26-50		W-L RECORDS	RPI 51-100		RPI 101-150		RPI 150+	
5- 8	0- 3		0- 0		OVERALL	0- 2		0- 1		5- 2	
3- 2	0- 0		0- 0		HOME	0- 0		0- 1		3- 1	
2- 6	0- 3		0- 0		AWAY	0- 2		0- 0		2- 1	
0- 0	0- 0		0- 0		NEUTRAL	0- 0		0- 0		0- 0	
0- 7	0- 3		0- 0		NON-CONFERENCE	0- 2		0- 1		0- 1	
0- 1	0- 0		0- 0		HOME	0- 0		0- 1		0- 0	
0- 6	0- 3		0- 0		AWAY	0- 2		0- 0		0- 1	
0- 0	0- 0		0- 0		NEUTRAL	0- 0		0- 0		0- 0	
5- 1	0- 0		0- 0		CONFERENCE	0- 0		0- 0		5- 1	
3- 1	0- 0		0- 0		HOME	0- 0		0- 0		3- 1	
2- 0	0- 0		0- 0		AWAY	0- 0		0- 0		2- 0	
0- 0	0- 0		0- 0		NEUTRAL	0- 0		0- 0		0- 0	

RPI 1-25				RPI 26-50				RPI 51-100				RPI 101+ Team's RPI: 187			
RPI	S	Opponent	Score	RPI	S	Opponent	Score	RPI	S	Opponent	Score	RPI	S	Opponent	Score
2	A	Baylor	49 94					62	A	TCU	40 69	136	H	South Alabama	49 53
15	A	Arizona St.	47 69					63	A	Michigan	35 76	158	A	Texas Tech	58 76
19	A	Kentucky	41 91									160	A	Grambling	86 81
												210	H	Prairie View	54 55
												247	H	Texas Southern	63 61
												294	H	Mississippi Val.	74 67
												334	A	Jackson St.	76 74
												343	H	Ark. -Pine Bluff	73 41

LAST 12 Division I GAMES:															
210	H	Prairie View	54 55	294	H	Mississippi Val.	74 67								
63	A	Michigan	35 76	343	H	Ark. -Pine Bluff	73 41								
158	A	Texas Tech	58 76	334	A	Jackson St.	76 74								
62	A	TCU	40 69	160	A	Grambling	86 81								
15	A	Arizona St.	47 69	247	H	Texas Southern	63 61								
136	H	South Alabama	49 53	2	A	Baylor	49 94								

Non-Div I Games: Dillard 61 63 Wiley 89 58 Louisiana Col. 77 53 Millsaps 71 36 Southern U.

Average RPI Win:	214	WON-LOST	WINNING	LAST 10	STRENGTH OF	OPP. STRENGTH	TEAM	ADJ.	CONF.	ADJ CONF.
Average RPI Loss:	142	RECORD	PCT. RANK	GAMES	SCHEDULE	OF SCHEDULE	RPI	RPI	RPI	RPI
DIV. I ONLY	5- 12	268	2-8	97	248	218	218	16	16	
DIV. I NON-CONF.	3- 6	241	0- 1	43	257	194	194	11	11	

TOTALS	RPI 1-25	RPI 26-50	W-L RECORDS	RPI 51-100	RPI 101-150	RPI 150+				
5- 12	1- 0	0- 0	OVERALL	0- 2	0- 5	4- 5				
4- 3	1- 0	0- 0	HOME	0- 0	0- 3	3- 0				
1- 9	0- 0	0- 0	AWAY	0- 2	0- 2	1- 5				
0- 0	0- 0	0- 0	NEUTRAL	0- 0	0- 0	0- 0				
3- 6	1- 0	0- 0	NON-CONFERENCE	0- 2	0- 2	2- 2				
3- 1	1- 0	0- 0	HOME	0- 0	0- 1	2- 0				
0- 5	0- 0	0- 0	AWAY	0- 2	0- 1	0- 2				
0- 0	0- 0	0- 0	NEUTRAL	0- 0	0- 0	0- 0				
2- 6	0- 0	0- 0	CONFERENCE	0- 0	0- 3	2- 3				
1- 2	0- 0	0- 0	HOME	0- 0	0- 2	1- 0				
1- 4	0- 0	0- 0	AWAY	0- 0	0- 1	1- 3				
0- 0	0- 0	0- 0	NEUTRAL	0- 0	0- 0	0- 0				

RPI 1-25				RPI 26-50				RPI 51-100				RPI 101+				Team's RPI: 218
RPI	S	Opponent	Score	RPI	S	Opponent	Score	RPI	S	Opponent	Score	RPI	S	Opponent	Score	
20	H	BYU	67 64					61	A	Boise St.	53 88	106	H	Idaho St.	57 69	
								83	A	UC Davis	45 68	109	H	Northern Colo.	44 71	
												140	A	Portland St.	49 63	
												149	H	Denver	70 71	
												150	A	UC Irvine	58 75	
												151	A	Montana St.	64 69	
												152	A	Montana	57 79	
												169	A	Oral Roberts	59 64	
												185	A	UC Riverside	50 56	
												238	H	Utah Valley	60 59	
												249	H	San Diego	69 59	
												251	A	Sacramento St.	76 77	
												253	A	Northern Ariz.	82 76	
												311	H	Weber St.	84 79	

LAST 12 Division I GAMES:																
311	H	Weber St.	84 79	185	A	UC Riverside	50 56									
106	H	Idaho St.	57 69	109	H	Northern Colo.	44 71									
152	A	Montana	57 79	251	A	Sacramento St.	76 77									
151	A	Montana St.	64 69	140	A	Portland St.	49 63									
61	A	Boise St.	53 88	253	A	Northern Ariz.	82 76									
149	H	Denver	70 71	238	H	Utah Valley	60 59									

Non-Div I Games:

Southern Utah

Average RPI Win:	244	WON-LOST	WINNING	LAST 10	STRENGTH OF	OPP. STRENGTH	TEAM	ADJ.	CONF.	ADJ CONF.
Average RPI Loss:	140	RECORD	PCT. RANK	GAMES	SCHEDULE	OF SCHEDULE	RPI	RPI	RPI	RPI
DIV. I ONLY	4- 14	301	2-8	103	227	246	246	17	17	
DIV. I NON-CONF.	3- 10	278	0- 0	75	231	224	224	17	17	

TOTALS	RPI 1-25	RPI 26-50	W-L RECORDS	RPI 51-100	RPI 101-150	RPI 150+				
4- 14	0- 0	0- 2	OVERALL	0- 3	0- 3	4- 6				
2- 6	0- 0	0- 0	HOME	0- 2	0- 1	2- 3				
2- 7	0- 0	0- 1	AWAY	0- 1	0- 2	2- 3				
0- 1	0- 0	0- 1	NEUTRAL	0- 0	0- 0	0- 0				
3- 10	0- 0	0- 2	NON-CONFERENCE	0- 3	0- 2	3- 3				
2- 3	0- 0	0- 0	HOME	0- 2	0- 0	2- 1				
1- 6	0- 0	0- 1	AWAY	0- 1	0- 2	1- 2				
0- 1	0- 0	0- 1	NEUTRAL	0- 0	0- 0	0- 0				
1- 4	0- 0	0- 0	CONFERENCE	0- 0	0- 1	1- 3				
0- 3	0- 0	0- 0	HOME	0- 0	0- 1	0- 2				
1- 1	0- 0	0- 0	AWAY	0- 0	0- 0	1- 1				
0- 0	0- 0	0- 0	NEUTRAL	0- 0	0- 0	0- 0				

RPI 1-25				RPI 26-50				RPI 51-100				RPI 101+				Team's RPI: 246	
RPI	S	Opponent	Score	RPI	S	Opponent	Score	RPI	S	Opponent	Score	RPI	S	Opponent	Score		
				33	N	Ohio	53 70	56	H	Bucknel I	46 77	108	H	Dayton	49 62		
				34	A	Buffalo	43 90	86	H	Kent St.	64 76	114	A	Georgia	40 67		
								98	A	Penn St.	65 80	149	A	Denver	62 76		
												153	H	Duquesne	54 60		
												180	A	Akron	58 67		
												196	A	George Mason	68 57		
												197	A	Cornel I	44 58		
												198	H	Saint Louis	45 62		
												233	A	Niagara	76 48		
												252	H	Siena	74 58		
												260	H	Hofstra	59 67		
												288	A	Saint Joseph's	41 66		
												295	H	Canisi us	100 94		
LAST 12 Division I GAMES:																	
				197	A	Cornel I	44 58	198	H	Saint Louis	45 62						
				34	A	Buffalo	43 90	108	H	Dayton	49 62						
				86	H	Kent St.	64 76	288	A	Saint Joseph's	41 66						
				98	A	Penn St.	65 80	196	A	George Mason	68 57						
				252	H	Siena	74 58	153	H	Duquesne	54 60						
				180	A	Akron	58 67	56	H	Bucknel I	46 77						

Non-Div I Games:

St. Bonaventure

Average RPI Win:	292	WON-LOST	WINNING	LAST 10	STRENGTH OF	OPP. STRENGTH	TEAM	ADJ.	CONF.	ADJ CONF.
Average RPI Loss:	205	RECORD	PCT. RANK	GAMES	SCHEDULE	OF SCHEDULE	RPI	RPI	RPI	RPI
DIV. I ONLY	9- 8	152	5-5	338	329	277	277	31	31	
DIV. I NON-CONF.	5- 6	177	0- 0	327	308	281	281	31	31	

TOTALS	RPI 1-25	RPI 26-50	W-L RECORDS	RPI 51-100	RPI 101-150	RPI 150+				
9- 8	0- 0	0- 0	OVERALL	0- 2	1- 0	8- 6				
4- 4	0- 0	0- 0	HOME	0- 1	0- 0	4- 3				
4- 3	0- 0	0- 0	AWAY	0- 1	1- 0	3- 2				
1- 1	0- 0	0- 0	NEUTRAL	0- 0	0- 0	1- 1				
5- 6	0- 0	0- 0	NON-CONFERENCE	0- 2	1- 0	4- 4				
2- 2	0- 0	0- 0	HOME	0- 1	0- 0	2- 1				
2- 3	0- 0	0- 0	AWAY	0- 1	1- 0	1- 2				
1- 1	0- 0	0- 0	NEUTRAL	0- 0	0- 0	1- 1				
4- 2	0- 0	0- 0	CONFERENCE	0- 0	0- 0	4- 2				
2- 2	0- 0	0- 0	HOME	0- 0	0- 0	2- 2				
2- 0	0- 0	0- 0	AWAY	0- 0	0- 0	2- 0				
0- 0	0- 0	0- 0	NEUTRAL	0- 0	0- 0	0- 0				

RPI 1-25				RPI 26-50				RPI 51-100				RPI 101+ Team's RPI: 277			
RPI	S	Opponent	Score	RPI	S	Opponent	Score	RPI	S	Opponent	Score	RPI	S	Opponent	Score
								80	H	Princeton	64 83	141	A	Morehead St.	101 94
								88	A	Seton Hall	77 100	168	A	Stony Brook	67 74
												212	H	Sacred Heart	66 68
												243	H	Robert Morris	56 75
												256	H	Albany (NY)	60 67
												262	H	Saint Francis (PA)	78 65
												279	A	Bryant	60 55
												285	A	Army West Point	57 69
												296	A	Loyola Maryland	75 70
												297	H	Saint Peter's	74 70
												309	N	Valparaiso	76 78
												316	H	Wagner	76 61
												340	H	Manhattan	73 65
												344	N	Chicago St.	110 73
												351	A	LIU Brooklyn	79 67

LAST 12 Division I GAMES:															
				316	H	Wagner	76 61	351	A	LIU Brooklyn	79 67				
				168	A	Stony Brook	67 74	212	H	Sacred Heart	66 68				
				80	H	Princeton	64 83	262	H	Saint Francis (PA)	78 65				
				256	H	Albany (NY)	60 67	243	H	Robert Morris	56 75				
				297	H	Saint Peter's	74 70	279	A	Bryant	60 55				
				296	A	Loyola Maryland	75 70	285	A	Army West Point	57 69				

Non-Div I Games: Mercy 102 51

St. Francis Brooklyn

Average RPI		Win: 206	St. John's (NY)	WON-LOST RECORD	WINNING PCT. RANK	LAST 10 GAMES	STRENGTH OF SCHEDULE	OPP. STRENGTH OF SCHEDULE	TEAM RPI	ADJ. RPI	CONF. RPI	ADJ CONF. RPI
Loss: 53				9- 10	181	3-7	67	50	107	107	5	5
DIV. I ONLY				7- 4	109	0- 0	155	89	93	93	4	4
DIV. I NON-CONF.												
TOTALS		RPI 1-25		RPI 26-50		W-L RECORDS	RPI 51-100		RPI 101-150		RPI 150+	
9- 10	0- 3			1- 3		OVERALL	1- 3		1- 1		6- 0	
3- 3	0- 1			0- 0		HOME	1- 2		1- 0		1- 0	
4- 6	0- 1			0- 3		AWAY	0- 1		0- 1		4- 0	
2- 1	0- 1			1- 0		NEUTRAL	0- 0		0- 0		1- 0	
7- 4	0- 2			1- 1		NON-CONFERENCE	0- 0		1- 1		5- 0	
2- 1	0- 1			0- 0		HOME	0- 0		1- 0		1- 0	
3- 2	0- 0			0- 1		AWAY	0- 0		0- 1		3- 0	
2- 1	0- 1			1- 0		NEUTRAL	0- 0		0- 0		1- 0	
2- 6	0- 1			0- 2		CONFERENCE	1- 3		0- 0		1- 0	
1- 2	0- 0			0- 0		HOME	1- 2		0- 0		0- 0	
1- 4	0- 1			0- 2		AWAY	0- 1		0- 0		1- 0	
0- 0	0- 0			0- 0		NEUTRAL	0- 0		0- 0		0- 0	

RPI 1-25				RPI 26-50				RPI 51-100				RPI 101+				Team's RPI: 107	
RPI	S	Opponent	Score	RPI	S	Opponent	Score	RPI	S	Opponent	Score	RPI	S	Opponent	Score		
7	N	UConn	55 65	26	N	Purdue	68 62	68	H	Creighton	63 65	104	H	Yale	56 52		
11	A	Marquette	73 83	35	A	Butler	45 66	88	A	Seton Hall	67 77	117	A	Wake Forest	59 64		
25	H	Florida St.	53 57	36	A	DePaul	64 73	90	H	Providence	66 67	184	A	Xavier	76 57		
				49	A	James Madison	51 64	95	H	Georgetown	59 51	203	N	Ole Miss	64 59		
												276	A	La Salle	83 57		
												285	A	Army West Point	60 49		
												332	A	Iona	61 35		
												348	H	Delaware St.	82 44		
LAST 12 Division I GAMES:																	
				35	A	Butler	45 66	95	H	Georgetown	59 51						
				184	A	Xavier	76 57	11	A	Marquette	73 83						
				88	A	Seton Hall	67 77	36	A	DePaul	64 73						
				49	A	James Madison	51 64	68	H	Creighton	63 65						
				276	A	La Salle	83 57	90	H	Providence	66 67						
				25	H	Florida St.	53 57	104	H	Yale	56 52						

Non-Div I Games:

St. John's (NY)

Average RPI Win:	96	WON-LOST	WINNING	LAST 10	STRENGTH OF	OPP. STRENGTH	TEAM	ADJ.	CONF.	ADJ CONF.
Average RPI Loss:	14	RECORD	PCT. RANK	GAMES	SCHEDULE	OF SCHEDULE	RPI	RPI	RPI	RPI
DIV. I ONLY	17- 1	5	10-0	22	5	5	5	2	2	
DIV. I NON-CONF.	10- 1	18	0- 0	18	29	4	4	2	2	

TOTALS	RPI 1-25	RPI 26-50	W-L RECORDS	RPI 51-100	RPI 101-150	RPI 150+				
17- 1	2- 1	4- 0	OVERALL	4- 0	4- 0	3- 0				
9- 0	1- 0	2- 0	HOME	2- 0	2- 0	2- 0				
6- 1	1- 1	2- 0	AWAY	1- 0	1- 0	1- 0				
2- 0	0- 0	0- 0	NEUTRAL	1- 0	1- 0	0- 0				
10- 1	1- 1	1- 0	NON-CONFERENCE	3- 0	2- 0	3- 0				
5- 0	1- 0	0- 0	HOME	1- 0	1- 0	2- 0				
3- 1	0- 1	1- 0	AWAY	1- 0	0- 0	1- 0				
2- 0	0- 0	0- 0	NEUTRAL	1- 0	1- 0	0- 0				
7- 0	1- 0	3- 0	CONFERENCE	1- 0	2- 0	0- 0				
4- 0	0- 0	2- 0	HOME	1- 0	1- 0	0- 0				
3- 0	1- 0	1- 0	AWAY	0- 0	1- 0	0- 0				
0- 0	0- 0	0- 0	NEUTRAL	0- 0	0- 0	0- 0				

RPI	S	Opponent	Score	RPI	S	Opponent	Score	RPI	S	Opponent	Score	RPI	S	Opponent	Score
2	H	Bayl or	68 63	34	A	Buffal o	62 55	53	A	Tennessee	95 85	105	N	Ameri can	71 49
14	A	Gonzaga	73 79	44	H	UCLA	86 80	83	H	UC Davis	71 43	115	H	Washi ngton	91 54
15	A	Ari zona St.	72 65	46	H	Southern Cal i forn i a	72 64	93	N	FGCU	88 65	123	A	Col orado	80 69
				50	A	Ari zona	78 48	94	H	Washi ngton St.	85 64	125	H	Idaho	115 71
												161	H	CSUN	69 43
												235	H	San Franci sco	96 62
												257	A	Hawai i	81 59

LAST 12 Division I GAMES:															
44	H	UCLA	86 80	123	A	Col orado	80 69								
46	H	Southern Cal i forn i a	72 64	94	H	Washi ngton St.	85 64								
161	H	CSUN	69 43	115	H	Washi ngton	91 54								
34	A	Buffal o	62 55	50	A	Ari zona	78 48								
53	A	Tennessee	95 85	15	A	Ari zona St.	72 65								
2	H	Bayl or	68 63	14	A	Gonzaga	73 79								

Non-Div I Games:

Stanford

Average RPI Win:	296	WON-LOST	WINNING	LAST 10	STRENGTH OF	OPP. STRENGTH	TEAM	ADJ.	CONF.	ADJ CONF.
Average RPI Loss:	124	RECORD	PCT. RANK	GAMES	SCHEDULE	OF SCHEDULE	RPI	RPI	RPI	RPI
DIV. I ONLY	6- 11	249	7-3	181	228	248	248	25	25	
DIV. I NON-CONF.	3- 9	271	0- 0	102	168	258	258	27	27	

TOTALS	RPI 1-25	RPI 26-50	W-L RECORDS	RPI 51-100	RPI 101-150	RPI 150+				
6- 11	0- 2	0- 0	OVERALL	0- 3	0- 3	6- 3				
5- 2	0- 1	0- 0	HOME	0- 1	0- 0	5- 0				
1- 6	0- 1	0- 0	AWAY	0- 1	0- 2	1- 2				
0- 3	0- 0	0- 0	NEUTRAL	0- 1	0- 1	0- 1				
3- 9	0- 2	0- 0	NON-CONFERENCE	0- 3	0- 3	3- 1				
3- 2	0- 1	0- 0	HOME	0- 1	0- 0	3- 0				
0- 4	0- 1	0- 0	AWAY	0- 1	0- 2	0- 0				
0- 3	0- 0	0- 0	NEUTRAL	0- 1	0- 1	0- 1				
3- 2	0- 0	0- 0	CONFERENCE	0- 0	0- 0	3- 2				
2- 0	0- 0	0- 0	HOME	0- 0	0- 0	2- 0				
1- 2	0- 0	0- 0	AWAY	0- 0	0- 0	1- 2				
0- 0	0- 0	0- 0	NEUTRAL	0- 0	0- 0	0- 0				

RPI 1-25				RPI 26-50				RPI 51-100				RPI 101+ Team's RPI: 248			
RPI	S	Opponent	Score	RPI	S	Opponent	Score	RPI	S	Opponent	Score	RPI	S	Opponent	Score
17	H	UCF	55 78					53	A	Tennessee	55 65	119	A	Alabama	47 59
23	A	Texas	46 65					82	N	Wright St.	44 57	128	N	Marist	69 76
								96	H	Penn	53 75	130	A	Tulsa	54 55
												155	A	North Ala.	55 71
												220	H	North Dakota	74 63
												260	N	Hofstra	50 53
												267	H	Liberty	69 52
												299	A	North Florida	57 71
												303	H	North Dakota St.	60 59
												315	H	NJIT	74 48
												325	A	Lipscomb	80 65
												345	H	Florida A&M	69 44
LAST 12 Division I GAMES:															
96	H	Penn	53 75	315	H	NJIT	74 48								
303	H	North Dakota St.	60 59	155	A	North Ala.	55 71								
345	H	Florida A&M	69 44	299	A	North Florida	57 71								
220	H	North Dakota	74 63	325	A	Lipscomb	80 65								
23	A	Texas	46 65	267	H	Liberty	69 52								
53	A	Tennessee	55 65	119	A	Alabama	47 59								

Non-Div I Games: Central St. (OH) 81 51 Webber Int'l 80 52

Stetson

Average RPI Win:	269	WON-LOST	WINNING	LAST 10	STRENGTH OF	OPP. STRENGTH	TEAM	ADJ.	CONF.	ADJ CONF.
Average RPI Loss:	101	RECORD	PCT. RANK	GAMES	SCHEDULE	OF SCHEDULE	RPI	RPI	RPI	RPI
DIV. I ONLY	13- 5	57	6-4	290	252	168	168	23	23	
DIV. I NON-CONF.	10- 2	37	0- 0	279	300	91	91	23	23	

TOTALS	RPI 1-25	RPI 26-50	W-L RECORDS	RPI 51-100	RPI 101-150	RPI 150+				
13- 5	0- 1	0- 0	OVERALL	1- 3	0- 0	12- 1				
7- 3	0- 0	0- 0	HOME	0- 2	0- 0	7- 1				
6- 2	0- 1	0- 0	AWAY	1- 1	0- 0	5- 0				
0- 0	0- 0	0- 0	NEUTRAL	0- 0	0- 0	0- 0				
10- 2	0- 1	0- 0	NON-CONFERENCE	1- 1	0- 0	9- 0				
6- 0	0- 0	0- 0	HOME	0- 0	0- 0	6- 0				
4- 2	0- 1	0- 0	AWAY	1- 1	0- 0	3- 0				
0- 0	0- 0	0- 0	NEUTRAL	0- 0	0- 0	0- 0				
3- 3	0- 0	0- 0	CONFERENCE	0- 2	0- 0	3- 1				
1- 3	0- 0	0- 0	HOME	0- 2	0- 0	1- 1				
2- 0	0- 0	0- 0	AWAY	0- 0	0- 0	2- 0				
0- 0	0- 0	0- 0	NEUTRAL	0- 0	0- 0	0- 0				

RPI 1-25				RPI 26-50				RPI 51-100				RPI 101+ Team's RPI: 168			
RPI	S	Opponent	Score	RPI	S	Opponent	Score	RPI	S	Opponent	Score	RPI	S	Opponent	Score
16	A	Rutgers	47 61					59	H	Maine	54 68	197	H	Cornell	63 61
								75	A	Toledo	48 80	212	A	Sacred Heart	73 58
								98	A	Penn St.	81 70	232	A	Binghamton	65 56
								100	H	Hartford	36 64	256	H	Albany (NY)	49 54
												260	H	Hofstra	77 49
												277	H	St. Francis Brooklyn	74 67
												282	H	Ga. Southern	72 43
												298	H	UMass Lowell	76 56
												310	A	New Hampshire	82 63
												316	H	Wagner	70 45
												332	A	Iona	53 51
												340	A	Manhattan	79 48
												347	H	Fairleigh Dickinson	63 49

LAST 12 Division I GAMES:															
100	H	Hartford	36 64	256	H	Albany (NY)	49 54								
277	H	St. Francis Brooklyn	74 67	59	H	Maine	54 68								
75	A	Toledo	48 80	310	A	New Hampshire	82 63								
316	H	Wagner	70 45	232	A	Binghamton	65 56								
332	A	Iona	53 51	298	H	UMass Lowell	76 56								
347	H	Fairleigh Dickinson	63 49	212	A	Sacred Heart	73 58								

Non-Div I Games: SUNY New Paltz 87 50

Stony Brook

Average RPI Win:	98	WON-LOST	WINNING	LAST 10	STRENGTH OF	OPP. STRENGTH	TEAM	ADJ.	CONF.	ADJ CONF.
Average RPI Loss:	50	RECORD	PCT. RANK	GAMES	SCHEDULE	OF SCHEDULE	RPI	RPI	RPI	RPI
DIV. I ONLY	15- 4	33	8-2	4	51	8	8	1	1	
DIV. I NON-CONF.	11- 2	32	0- 0	11	94	6	6	1	1	

TOTALS	RPI 1-25	RPI 26-50	W-L RECORDS	RPI 51-100	RPI 101-150	RPI 150+				
15- 4	2- 1	4- 2	OVERALL	3- 0	2- 1	4- 0				
7- 1	1- 0	1- 1	HOME	1- 0	1- 0	3- 0				
3- 3	0- 1	1- 1	AWAY	1- 0	1- 1	0- 0				
5- 0	1- 0	2- 0	NEUTRAL	1- 0	0- 0	1- 0				
11- 2	2- 1	2- 0	NON-CONFERENCE	2- 0	1- 1	4- 0				
6- 0	1- 0	0- 0	HOME	1- 0	1- 0	3- 0				
0- 2	0- 1	0- 0	AWAY	0- 0	0- 1	0- 0				
5- 0	1- 0	2- 0	NEUTRAL	1- 0	0- 0	1- 0				
4- 2	0- 0	2- 2	CONFERENCE	1- 0	1- 0	0- 0				
1- 1	0- 0	1- 1	HOME	0- 0	0- 0	0- 0				
3- 1	0- 0	1- 1	AWAY	1- 0	1- 0	0- 0				
0- 0	0- 0	0- 0	NEUTRAL	0- 0	0- 0	0- 0				

RPI	S	Opponent	Score	RPI	S	Opponent	Score	RPI	S	Opponent	Score	RPI	S	Opponent	Score
4	A	Oregon	73 75	30	H	Miami (FL)	71 84	56	H	Bucknell	70 56	101	H	Towson	98 55
17	N	UCF	57 52	36	N	DePaul	83 81	80	N	Princeton	92 61	116	A	Pittsburgh	82 50
22	H	Texas A&M	75 65	37	A	Georgia Tech	55 65	81	A	Virginia Tech	75 73	127	A	Minnesota	68 72
				40	A	Clemson	84 75					153	N	Duquesne	87 71
				42	N	Kansas St.	70 61					220	H	North Dakota	85 49
				43	H	North Carolina	90 77					225	H	UMES	96 51
												233	H	Niagara	94 45

LAST 12 Division I GAMES:															
40	A	Clemson	84 75	30	H	Miami (FL)	71 84	127	A	Minnesota	68 72				
17	N	UCF	57 52	37	A	Georgia Tech	55 65								
153	N	Duquesne	87 71	116	A	Pittsburgh	82 50								
233	H	Niagara	94 45	43	H	North Carolina	90 77								
225	H	UMES	96 51	81	A	Virginia Tech	75 73								
101	H	Towson	98 55												

Non-Div I Games:

Syracuse

Average RPI Win:	205	WON-LOST	WINNING	LAST 10	STRENGTH OF	OPP. STRENGTH	TEAM	ADJ.	CONF.	ADJ CONF.
Average RPI Loss:	25	RECORD	PCT. RANK	GAMES	SCHEDULE	OF SCHEDULE	RPI	RPI	RPI	RPI
DIV. I ONLY	13- 5	57	6-4	99	98	62	62	3	3	
DIV. I NON-CONF.	10- 1	18	0- 0	259	252	73	73	3	3	

TOTALS	RPI 1-25	RPI 26-50	W-L RECORDS	RPI 51-100	RPI 101-150	RPI 150+				
13- 5	0- 4	0- 0	OVERALL	1- 1	1- 0	11- 0				
11- 1	0- 1	0- 0	HOME	1- 0	1- 0	9- 0				
2- 3	0- 2	0- 0	AWAY	0- 1	0- 0	2- 0				
0- 1	0- 1	0- 0	NEUTRAL	0- 0	0- 0	0- 0				
10- 1	0- 1	0- 0	NON-CONFERENCE	0- 0	0- 0	10- 0				
8- 0	0- 0	0- 0	HOME	0- 0	0- 0	8- 0				
2- 0	0- 0	0- 0	AWAY	0- 0	0- 0	2- 0				
0- 1	0- 1	0- 0	NEUTRAL	0- 0	0- 0	0- 0				
3- 4	0- 3	0- 0	CONFERENCE	1- 1	1- 0	1- 0				
3- 1	0- 1	0- 0	HOME	1- 0	1- 0	1- 0				
0- 3	0- 2	0- 0	AWAY	0- 1	0- 0	0- 0				
0- 0	0- 0	0- 0	NEUTRAL	0- 0	0- 0	0- 0				

RPI 1-25				RPI 26-50				RPI 51-100				RPI 101+			
RPI	S	Opponent	Score	RPI	S	Opponent	Score	RPI	S	Opponent	Score	RPI	S	Opponent	Score
2	H	Bayl or	55 79					67	A	Okl ahoma St.	71 75	142	H	Okl ahoma	86 71
12	A	Iowa St.	54 92					97	H	West Vi rgi ni a	62 48	151	H	Montana St.	71 49
20	N	BYU	58 61									153	H	Duquesne	61 48
23	A	Texas	67 73									158	H	Texas Tech	78 70
												187	H	Southern U.	69 40
												203	A	Ole Miss	55 50
												206	A	San Diego St.	81 64
												208	H	SMU	65 63
												229	H	Sam Houston St.	72 59
												285	H	Army West Point	63 38
												294	H	Mi ssi ssi ppi Val .	96 47
												350	H	Al corn	88 31
LAST 12 Division I GAMES:															
67	A	Okl ahoma St.	71 75	142	H	Okl ahoma	86 71	23	A	Texas	67 73				
97	H	West Vi rgi ni a	62 48	158	H	Texas Tech	78 70	2	H	Bayl or	55 79				
350	H	Al corn	88 31	12	A	Iowa St.	54 92								
229	H	Sam Houston St.	72 59	285	H	Army West Point	63 38								
187	H	Southern U.	69 40												
151	H	Montana St.	71 49												

Non-Div I Games:

TCU

Average RPI Win: 311

Average RPI Loss: 93

WON-LOST
RECORDWINNING
PCT. RANKLAST 10
GAMESSTRENGTH OF
SCHEDULEOPP. STRENGTH
OF SCHEDULETEAM
RPIADJ.
RPICONF.
RPIADJ CONF.
RPIDIV. I ONLY
DIV. I NON-CONF.4- 14
4- 9301
2521-9
0- 1101
172117
152231
223231
2239
99
9

TOTALS

RPI 1-25

RPI 26-50

W-L RECORDS

RPI 51-100

RPI 101-150

RPI 150+

4- 14

0- 2

0- 3

OVERALL

0- 2

0- 5

4- 2

3- 3

0- 1

0- 0

HOME

0- 1

0- 1

3- 0

1- 10

0- 1

0- 3

AWAY

0- 1

0- 3

1- 2

0- 1

0- 0

0- 0

NEUTRAL

0- 0

0- 1

0- 0

4- 9

0- 1

0- 3

NON-CONFERENCE

0- 1

0- 2

4- 2

3- 0

0- 0

0- 0

HOME

0- 0

0- 0

3- 0

1- 8

0- 1

0- 3

AWAY

0- 1

0- 1

1- 2

0- 1

0- 0

0- 0

NEUTRAL

0- 0

0- 1

0- 0

0- 5

0- 1

0- 0

CONFERENCE

0- 1

0- 3

0- 0

0- 3

0- 1

0- 0

HOME

0- 1

0- 1

0- 0

0- 2

0- 0

0- 0

AWAY

0- 0

0- 2

0- 0

0- 0

0- 0

0- 0

NEUTRAL

0- 0

0- 0

0- 0

RPI 1-25

RPI 26-50

RPI 51-100

RPI 101+

Team's RPI: 231

RPI	S	Opponent	Score
7	H	UConn	67 88
18	A	South Carolina	60 88

RPI	S	Opponent	Score
30	A	Miami (FL)	61 73
36	A	DePaul	88 102
45	A	Villanova	68 76

RPI	S	Opponent	Score
91	H	Tulane	57 66
96	A	Penn	62 71

RPI	S	Opponent	Score
102	A	Cincinnati	52 72
118	A	Houston	65 78
128	A	Marist	68 74
135	H	South Fla.	53 63
146	N	Radford	50 56
153	A	Duquesne	53 54
203	A	Ole Miss	55 62
276	H	La Salle	75 47
288	A	Saint Joseph's	58 52
332	H	Iona	59 39
348	H	Delaware St.	75 61

LAST 12 Division I GAMES:

135	H	South Fla.	53 63	96	A	Penn	62 71
153	A	Duquesne	53 54	7	H	UConn	67 88
276	H	La Salle	75 47	102	A	Cincinnati	52 72
18	A	South Carolina	60 88	118	A	Houston	65 78
45	A	Villanova	68 76	91	H	Tulane	57 66
332	H	Iona	59 39	36	A	DePaul	88 102

Temple

Temple

Non-Div I Games:

Temple

Loss, Non-Conf, S Site, H Home A Away N Neutral

Average RPI	Win: 173	WON-LOST	WINNING	LAST 10	STRENGTH OF	OPP. STRENGTH	TEAM	ADJ.	CONF.	ADJ CONF.
Average RPI	Loss: 50	RECORD	PCT. RANK	GAMES	SCHEDULE	OF SCHEDULE	RPI	RPI	RPI	RPI
DIV. I ONLY	12- 7	98	4-6	18	85	53	53	6	6	
DIV. I NON-CONF.	11- 2	32	1- 0	44	107	27	27	6	6	

TOTALS	RPI 1-25	RPI 26-50	W-L RECORDS	RPI 51-100	RPI 101-150	RPI 150+				
12- 7	1- 3	1- 1	OVERALL	3- 1	1- 2	6- 0				
7- 5	0- 3	0- 1	HOME	1- 1	0- 0	6- 0				
3- 2	1- 0	0- 0	AWAY	2- 0	0- 2	0- 0				
2- 0	0- 0	1- 0	NEUTRAL	0- 0	1- 0	0- 0				
11- 2	1- 2	1- 0	NON-CONFERENCE	2- 0	1- 0	6- 0				
7- 2	0- 2	0- 0	HOME	1- 0	0- 0	6- 0				
2- 0	1- 0	0- 0	AWAY	1- 0	0- 0	0- 0				
2- 0	0- 0	1- 0	NEUTRAL	0- 0	1- 0	0- 0				
1- 5	0- 1	0- 1	CONFERENCE	1- 1	0- 2	0- 0				
0- 3	0- 1	0- 1	HOME	0- 1	0- 0	0- 0				
1- 2	0- 0	0- 0	AWAY	1- 0	0- 2	0- 0				
0- 0	0- 0	0- 0	NEUTRAL	0- 0	0- 0	0- 0				

RPI 1-25				RPI 26-50				RPI 51-100				Team's RPI: 53	RPI 101+			
RPI	S	Opponent	Score	RPI	S	Opponent	Score	RPI	S	Opponent	Score		RPI	S	Opponent	Score
1	H	Notre Dame	62 77	38	H	Missouri	64 66	55	H	Arkansas	79 80		114	A	Georgia	62 66
5	H	Stanford	85 95	40	N	Clemson	78 66	57	A	Auburn	78 69		119	A	Alabama	65 86
19	H	Kentucky	71 73					67	A	Oklahoma St.	76 63		147	N	UAB	73 69
23	A	Texas	88 82					72	H	Belmont	84 76		200	H	UNC Asheville	73 46
													248	H	Stetson	65 55
													259	H	ETSU	80 61
													286	H	Murray St.	98 77
													327	H	Presbyterian	97 49
													345	H	Florida A&M	96 31

LAST 12 Division I GAMES:																
19	H	Kentucky	71 73	147	N	UAB	73 69	1	H	Notre Dame	62 77					
38	H	Missouri	64 66	55	H	Arkansas	79 80	119	A	Alabama	65 86					
57	A	Auburn	78 69	114	A	Georgia	62 66	5	H	Stanford	85 95					
72	H	Belmont	84 76													
286	H	Murray St.	98 77													
259	H	ETSU	80 61													

Non-Div I Games:

Tennessee

Average RPI Win:	324	WON-LOST	WINNING	LAST 10	STRENGTH OF	OPP. STRENGTH	TEAM	ADJ.	CONF.	ADJ CONF.
Average RPI Loss:	152	RECORD	PCT. RANK	GAMES	SCHEDULE	OF SCHEDULE	RPI	RPI	RPI	RPI
DIV. I ONLY	1- 18	348	1-9	114	214	307	307	22	22	
DIV. I NON-CONF.	0- 12	336	0- 0	103	154	310	310	20	20	

TOTALS	RPI 1-25	RPI 26-50	W-L RECORDS	RPI 51-100	RPI 101-150	RPI 150+				
1- 18	0- 1	0- 1	OVERALL	0- 3	0- 5	1- 8				
1- 4	0- 0	0- 0	HOME	0- 0	0- 3	1- 1				
0- 11	0- 1	0- 1	AWAY	0- 2	0- 1	0- 6				
0- 3	0- 0	0- 0	NEUTRAL	0- 1	0- 1	0- 1				
0- 12	0- 1	0- 1	NON-CONFERENCE	0- 2	0- 2	0- 6				
0- 1	0- 0	0- 0	HOME	0- 0	0- 1	0- 0				
0- 8	0- 1	0- 1	AWAY	0- 1	0- 0	0- 5				
0- 3	0- 0	0- 0	NEUTRAL	0- 1	0- 1	0- 1				
1- 6	0- 0	0- 0	CONFERENCE	0- 1	0- 3	1- 2				
1- 3	0- 0	0- 0	HOME	0- 0	0- 2	1- 1				
0- 3	0- 0	0- 0	AWAY	0- 1	0- 1	0- 1				
0- 0	0- 0	0- 0	NEUTRAL	0- 0	0- 0	0- 0				

RPI 1-25				RPI 26-50				RPI 51-100				RPI 101+ Team's RPI: 307			
RPI	S	Opponent	Score	RPI	S	Opponent	Score	RPI	S	Opponent	Score	RPI	S	Opponent	Score
3	A	Louisville	52 107	36	A	DePaul	73 95	55	N	Arkansas	55 79	113	A	Tennessee Tech	65 76
								72	A	Belmont	46 80	113	H	Tennessee Tech	59 69
								99	A	Troy	67 92	116	N	Pittsburgh	56 78
												136	H	South Alabama	56 78
												141	H	Morehead St.	62 85
												164	A	Vanderbilt	63 89
												175	A	Ball St.	51 90
												177	N	Wisconsin	53 58
												204	H	Jacksonville St.	52 62
												230	A	Marshall	59 80
												281	A	Alabama A&M	57 67
												304	A	Austin Peay	47 74
												324	H	Eastern Ky.	60 38
												325	A	Lipscomb	62 64
LAST 12 Division I GAMES:															
204	H	Jacksonville St.	52 62	304	A	Austin Peay	47 74								
113	H	Tennessee Tech	59 69	72	A	Belmont	46 80								
175	A	Ball St.	51 90	113	A	Tennessee Tech	65 76								
36	A	DePaul	73 95	141	H	Morehead St.	62 85								
230	A	Marshall	59 80	324	H	Eastern Ky.	60 38								
3	A	Louisville	52 107	136	H	South Alabama	56 78								

Non-Div I Games:

Tennessee St.

Average RPI Win:	241	WON-LOST	WINNING	LAST 10	STRENGTH OF	OPP. STRENGTH	TEAM	ADJ.	CONF.	ADJ CONF.
Average RPI Loss:	110	RECORD	PCT. RANK	GAMES	SCHEDULE	OF SCHEDULE	RPI	RPI	RPI	RPI
DIV. I ONLY	12- 4	44	9-1	269	218	113	113	22	22	
DIV. I NON-CONF.	6- 3	91	0- 0	255	237	117	117	20	20	

TOTALS	RPI 1-25	RPI 26-50	W-L RECORDS	RPI 51-100	RPI 101-150	RPI 150+				
12- 4	0- 0	0- 0	OVERALL	2- 2	0- 1	10- 1				
6- 0	0- 0	0- 0	HOME	1- 0	0- 0	5- 0				
6- 3	0- 0	0- 0	AWAY	1- 1	0- 1	5- 1				
0- 1	0- 0	0- 0	NEUTRAL	0- 1	0- 0	0- 0				
6- 3	0- 0	0- 0	NON-CONFERENCE	1- 2	0- 0	5- 1				
3- 0	0- 0	0- 0	HOME	1- 0	0- 0	2- 0				
3- 2	0- 0	0- 0	AWAY	0- 1	0- 0	3- 1				
0- 1	0- 0	0- 0	NEUTRAL	0- 1	0- 0	0- 0				
6- 1	0- 0	0- 0	CONFERENCE	1- 0	0- 1	5- 0				
3- 0	0- 0	0- 0	HOME	0- 0	0- 0	3- 0				
3- 1	0- 0	0- 0	AWAY	1- 0	0- 1	2- 0				
0- 0	0- 0	0- 0	NEUTRAL	0- 0	0- 0	0- 0				

RPI 1-25				RPI 26-50				RPI 51-100				RPI 101+ Team's RPI: 113			
RPI	S	Opponent	Score	RPI	S	Opponent	Score	RPI	S	Opponent	Score	RPI	S	Opponent	Score
								55	A	Arkansas	42 65	141	A	Morehead St.	56 77
								58	N	Old Domini on	73 80	184	A	Xavier	60 70
								72	A	Bel mont	77 72	200	H	UNC Asheville	60 53
								73	H	Middle Tenn.	68 64	204	A	Jacksonville St.	66 49
												213	H	SIUE	79 55
												254	H	Eastern Ill.	99 88
												272	A	Wichita St.	55 45
												307	A	Tennessee St.	69 59
												307	H	Tennessee St.	76 65
												325	A	Lipscomb	67 52
												328	H	Western Caro.	77 58
												336	A	Charleston So.	77 55
LAST 12 Division I GAMES:															
								72	A	Bel mont	77 72	141	A	Morehead St.	56 77
								307	A	Tennessee St.	69 59	204	A	Jacksonville St.	66 49
								325	A	Lipscomb	67 52	307	H	Tennessee St.	76 65
								200	H	UNC Asheville	60 53	254	H	Eastern Ill.	99 88
								55	A	Arkansas	42 65	213	H	SIUE	79 55
								272	A	Wichita St.	55 45	58	N	Old Domini on	73 80

Non-Div I Games: Tenn. Wesleyan 100 58 Cumberland (TN) 88 55

Tennessee Tech

Average RPI Win:	154	WON-LOST	WINNING	LAST 10	STRENGTH OF	OPP. STRENGTH	TEAM	ADJ.	CONF.	ADJ CONF.
Average RPI Loss:	35	RECORD	PCT. RANK	GAMES	SCHEDULE	OF SCHEDULE	RPI	RPI	RPI	RPI
DIV. I ONLY	16- 3	20	9-1	60	61	23	23	3	3	
DIV. I NON-CONF.	10- 2	37	2- 0	147	129	66	66	3	3	

TOTALS	RPI 1-25	RPI 26-50	W-L RECORDS	RPI 51-100	RPI 101-150	RPI 150+				
16- 3	1- 1	0- 1	OVERALL	6- 1	2- 0	7- 0				
9- 2	0- 1	0- 0	HOME	3- 1	1- 0	5- 0				
4- 1	1- 0	0- 1	AWAY	1- 0	0- 0	2- 0				
3- 0	0- 0	0- 0	NEUTRAL	2- 0	1- 0	0- 0				
10- 2	0- 1	0- 0	NON-CONFERENCE	2- 1	1- 0	7- 0				
5- 2	0- 1	0- 0	HOME	0- 1	0- 0	5- 0				
2- 0	0- 0	0- 0	AWAY	0- 0	0- 0	2- 0				
3- 0	0- 0	0- 0	NEUTRAL	2- 0	1- 0	0- 0				
6- 1	1- 0	0- 1	CONFERENCE	4- 0	1- 0	0- 0				
4- 0	0- 0	0- 0	HOME	3- 0	1- 0	0- 0				
2- 1	1- 0	0- 1	AWAY	1- 0	0- 0	0- 0				
0- 0	0- 0	0- 0	NEUTRAL	0- 0	0- 0	0- 0				

RPI	S	Opponent	Score	RPI	S	Opponent	Score	RPI	S	Opponent	Score	RPI	S	Opponent	Score
9	H	Mississippi St.	49 67	42	A	Kansas St.	69 87	53	H	Tennessee	82 88	131	N	Fordham	72 54
12	A	Iowa St.	64 62					60	N	Quinnipiac	56 55	142	H	Oklahoma	73 63
								62	H	TCU	73 67	153	H	Duquesne	78 41
								63	N	Michigan	69 52	186	A	North Texas	64 54
								66	H	Kansas	62 43	248	H	Stetson	65 46
								67	H	Oklahoma St.	60 51	255	A	UTRGV	81 66
								97	A	West Virginia	70 58	265	H	UTSA	98 54
												323	H	McNeese	96 40
												329	H	Northwestern St.	104 66

LAST 12 Division I GAMES:															
12	A	Iowa St.	64 62	131	N	Fordham	72 54	63	N	Michigan	69 52	66	H	Kansas	62 43
142	H	Oklahoma	73 63	66	H	TCU	73 67	42	A	Kansas St.	69 87	248	H	Stetson	65 46
97	A	West Virginia	70 58	62	H	TCU	73 67								
67	H	Oklahoma St.	60 51												
329	H	Northwestern St.	104 66												
255	A	UTRGV	81 66												

Non-Div I Games:

Texas

Average RPI Win:	143	WON-LOST	WINNING	LAST 10	STRENGTH OF	OPP. STRENGTH	TEAM	ADJ.	CONF.	ADJ CONF.
Average RPI Loss:	37	RECORD	PCT. RANK	GAMES	SCHEDULE	OF SCHEDULE	RPI	RPI	RPI	RPI
DIV. I ONLY	15- 4	33	8-2	45	70	22	22	6	6	
DIV. I NON-CONF.	11- 2	32	0- 0	66	120	23	23	6	6	

TOTALS	RPI 1-25	RPI 26-50	W-L RECORDS	RPI 51-100	RPI 101-150	RPI 150+				
15- 4	0- 2	2- 0	OVERALL	3- 2	3- 0	7- 0				
8- 2	0- 1	1- 0	HOME	1- 1	1- 0	5- 0				
5- 2	0- 1	0- 0	AWAY	2- 1	2- 0	1- 0				
2- 0	0- 0	1- 0	NEUTRAL	0- 0	0- 0	1- 0				
11- 2	0- 1	2- 0	NON-CONFERENCE	2- 1	1- 0	6- 0				
7- 1	0- 0	1- 0	HOME	1- 1	0- 0	5- 0				
2- 1	0- 1	0- 0	AWAY	1- 0	1- 0	0- 0				
2- 0	0- 0	1- 0	NEUTRAL	0- 0	0- 0	1- 0				
4- 2	0- 1	0- 0	CONFERENCE	1- 1	2- 0	1- 0				
1- 1	0- 1	0- 0	HOME	0- 0	1- 0	0- 0				
3- 1	0- 0	0- 0	AWAY	1- 1	1- 0	1- 0				
0- 0	0- 0	0- 0	NEUTRAL	0- 0	0- 0	0- 0				

RPI	S	Opponent	Score	RPI	S	Opponent	Score	RPI	S	Opponent	Score	RPI	S	Opponent	Score
8	A	Syracuse	65 75	41	N	Oregon St.	76 70	52	A	LSU	52 63	114	A	Georgia	76 66
18	H	South Carolina	57 60	46	H	Southern California	71 51	57	A	Auburn	69 67	118	A	Houston	68 52
								70	H	Lamar University	68 74	119	H	Alabama	70 43
								78	H	Rice	65 54	164	A	Vanderbilt	50 43
								89	A	Little Rock	61 40	170	H	Arkansas St.	97 56
												185	N	UC Riverside	70 63
												195	H	Jacksonville	73 53
												210	H	Prairie View	70 57
												255	H	UTRGV	84 61
												306	H	Central Ark.	84 27
LAST 12 Division I GAMES:															
18	H	South Carolina	57 60	57	A	Auburn	69 67								
255	H	UTRGV	84 61	114	A	Georgia	76 66								
210	H	Prairie View	70 57	119	H	Alabama	70 43								
46	H	Southern California	71 51	164	A	Vanderbilt	50 43								
41	N	Oregon St.	76 70	52	A	LSU	52 63								
185	N	UC Riverside	70 63	306	H	Central Ark.	84 27								

Non-Div I Games:

Texas A&M

Average RPI Win:	284	WON-LOST	WINNING	LAST 10	STRENGTH OF	OPP. STRENGTH	TEAM	ADJ.	CONF.	ADJ CONF.
Average RPI Loss:	150	RECORD	PCT. RANK	GAMES	SCHEDULE	OF SCHEDULE	RPI	RPI	RPI	RPI
DIV. I ONLY	4- 10	280	4-6	208	322	247	247	29	29	
DIV. I NON-CONF.	2- 7	288	0- 0	53	323	182	182	26	26	
<hr/>										
TOTALS	RPI 1-25	RPI 26-50	W-L RECORDS	RPI 51-100	RPI 101-150	RPI 150+				
4- 10	0- 0	0- 1	OVERALL	0- 3	0- 0	4- 6				
1- 1	0- 0	0- 0	HOME	0- 0	0- 0	1- 1				
3- 7	0- 0	0- 1	AWAY	0- 3	0- 0	3- 3				
0- 2	0- 0	0- 0	NEUTRAL	0- 0	0- 0	0- 2				
2- 7	0- 0	0- 1	NON-CONFERENCE	0- 3	0- 0	2- 3				
0- 0	0- 0	0- 0	HOME	0- 0	0- 0	0- 0				
2- 5	0- 0	0- 1	AWAY	0- 3	0- 0	2- 1				
0- 2	0- 0	0- 0	NEUTRAL	0- 0	0- 0	0- 2				
2- 3	0- 0	0- 0	CONFERENCE	0- 0	0- 0	2- 3				
1- 1	0- 0	0- 0	HOME	0- 0	0- 0	1- 1				
1- 2	0- 0	0- 0	AWAY	0- 0	0- 0	1- 2				
0- 0	0- 0	0- 0	NEUTRAL	0- 0	0- 0	0- 0				

RPI 1-25				RPI 26-50				RPI 51-100				RPI 101+ Team's RPI: 247			
RPI	S	Opponent	Score	RPI	S	Opponent	Score	RPI	S	Opponent	Score	RPI	S	Opponent	Score
				28	A	Michigan St.	45 91	71	A	SFA	55 74	158	A	Texas Tech	55 75
								78	A	Rice	71 76	160	H	Grambling	67 75
								91	A	Tulane	56 62	172	N	Abilene Christian	39 81
												187	A	Southern U.	61 63
												201	N	Nicholls St.	57 58
												210	A	Prairie View	52 44
												255	A	UTRGV	69 55
												334	H	Jackson St.	76 67
												338	A	Savannah St.	65 41
												350	A	Alcorn	52 53
<hr/>															
LAST 12 Division I GAMES:															
				158	A	Texas Tech	55 75	334	H	Jackson St.	76 67				
				71	A	SFA	55 74	160	H	Grambling	67 75				
				255	A	UTRGV	69 55	210	A	Prairie View	52 44				
				28	A	Michigan St.	45 91	187	A	Southern U.	61 63				
				338	A	Savannah St.	65 41	350	A	Alcorn	52 53				
				201	N	Nicholls St.	57 58	172	N	Abilene Christian	39 81				

Non-Div I Games: Huston-Tillotson 72 36 Paul Quinn 83 54

Texas Southern

Average RPI Win:	225	WON-LOST	WINNING	LAST 10	STRENGTH OF	OPP. STRENGTH	TEAM	ADJ.	CONF.	ADJ CONF.
Average RPI Loss:	97	RECORD	PCT. RANK	GAMES	SCHEDULE	OF SCHEDULE	RPI	RPI	RPI	RPI
DIV. I ONLY	7- 10	221	5-5	102	129	154	154	14	14	
DIV. I NON-CONF.	3- 7	256	0- 1	55	177	166	166	15	15	

TOTALS	RPI 1-25	RPI 26-50	W-L RECORDS	RPI 51-100	RPI 101-150	RPI 150+				
7- 10	0- 0	0- 3	OVERALL	0- 3	0- 1	7- 3				
2- 4	0- 0	0- 0	HOME	0- 0	0- 1	2- 3				
5- 5	0- 0	0- 2	AWAY	0- 3	0- 0	5- 0				
0- 1	0- 0	0- 1	NEUTRAL	0- 0	0- 0	0- 0				
3- 7	0- 0	0- 3	NON-CONFERENCE	0- 2	0- 0	3- 2				
1- 2	0- 0	0- 0	HOME	0- 0	0- 0	1- 2				
2- 4	0- 0	0- 2	AWAY	0- 2	0- 0	2- 0				
0- 1	0- 0	0- 1	NEUTRAL	0- 0	0- 0	0- 0				
4- 3	0- 0	0- 0	CONFERENCE	0- 1	0- 1	4- 1				
1- 2	0- 0	0- 0	HOME	0- 0	0- 1	1- 1				
3- 1	0- 0	0- 0	AWAY	0- 1	0- 0	3- 0				
0- 0	0- 0	0- 0	NEUTRAL	0- 0	0- 0	0- 0				

RPI	S	Opponent	Score	RPI	S	Opponent	Score	RPI	S	Opponent	Score	RPI	S	Opponent	Score	Team's RPI: 154
38	A	Missouri	50 69	67	A	Oklahoma St.	55 66	103	H	Appalachian St.	49 62	165	A	Georgia St.	69 60	
47	A	New Mexico	51 82	89	A	Little Rock	47 62	151	H	Montana St.	59 67	165	H	Georgia St.	34 57	
48	N	Saint Mary's (CA)	62 89	91	A	Tulane	61 67	169	H	Oral Roberts	64 81	170	A	Arkansas St.	85 62	
								201	H	Nicholls St.	72 67	215	H	Coastal Caro.	73 58	
								265	A	UTSA	68 60	274	A	A&M-Corpus Christi	60 53	
								282	A	Ga. Southern	64 52					

LAST 12 Division I GAMES:																
89	A	Little Rock	47 62	91	A	Tulane	61 67	151	H	Montana St.	59 67	165	A	Georgia St.	34 57	
103	H	Appalachian St.	49 62	170	A	Arkansas St.	85 62	201	H	Nicholls St.	72 67	265	A	UTSA	68 60	
215	H	Coastal Caro.	73 58	274	A	A&M-Corpus Christi	60 53	282	A	Ga. Southern	64 52					
282	A	Ga. Southern	64 52	38	A	Missouri	50 69									
48	N	Saint Mary's (CA)	62 89													

Non-Div I Games: UNKNOWN 92 39 Tex. A&M Int'l 89 25

Texas St.

Average RPI Win:	210	WON-LOST	WINNING	LAST 10	STRENGTH OF	OPP. STRENGTH	TEAM	ADJ.	CONF.	ADJ CONF.
Average RPI Loss:	94	RECORD	PCT. RANK	GAMES	SCHEDULE	OF SCHEDULE	RPI	RPI	RPI	RPI
DIV. I ONLY	10- 8	141	4-6	126	121	158	158	3	3	
DIV. I NON-CONF.	9- 2	43	0- 0	274	285	141	141	3	3	

TOTALS	RPI 1-25	RPI 26-50	W-L RECORDS	RPI 51-100	RPI 101-150	RPI 150+				
10- 8	0- 1	0- 1	OVERALL	2- 3	0- 2	8- 1				
9- 3	0- 1	0- 1	HOME	2- 0	0- 1	7- 0				
1- 5	0- 0	0- 0	AWAY	0- 3	0- 1	1- 1				
0- 0	0- 0	0- 0	NEUTRAL	0- 0	0- 0	0- 0				
9- 2	0- 0	0- 0	NON-CONFERENCE	1- 0	0- 1	8- 1				
8- 1	0- 0	0- 0	HOME	1- 0	0- 1	7- 0				
1- 1	0- 0	0- 0	AWAY	0- 0	0- 0	1- 1				
0- 0	0- 0	0- 0	NEUTRAL	0- 0	0- 0	0- 0				
1- 6	0- 1	0- 1	CONFERENCE	1- 3	0- 1	0- 0				
1- 2	0- 1	0- 1	HOME	1- 0	0- 0	0- 0				
0- 4	0- 0	0- 0	AWAY	0- 3	0- 1	0- 0				
0- 0	0- 0	0- 0	NEUTRAL	0- 0	0- 0	0- 0				

RPI 1-25				RPI 26-50				RPI 51-100				RPI 101+ Team's RPI: 158			
RPI	S	Opponent	Score	RPI	S	Opponent	Score	RPI	S	Opponent	Score	RPI	S	Opponent	Score
2	H	Bayl or	56 73	42	H	Kansas St.	62 66	62	A	TCU	70 78	125	H	Idaho	77 88
								66	H	Kansas	69 66	142	A	Okl ahoma	61 66
								67	A	Okl ahoma St.	57 65	172	H	Abil ene Christian	105 54
								71	H	SFA	77 69	187	H	Southern U.	76 58
								97	A	West Vi rgi ni a	65 68	204	H	Jacksonville St.	71 58
												211	A	Fl ori da	67 72
												237	A	Nevada	86 67
												247	H	Texas Southern	75 55
												274	H	A&M-Corpus Christi	78 61
												314	H	La. -Monroe	86 42
												330	H	Houston Baptist	82 76
LAST 12 Division I GAMES:															
2	H	Bayl or	56 73	97	A	West Vi rgi ni a	65 68								
142	A	Okl ahoma	61 66	42	H	Kansas St.	62 66								
172	H	Abil ene Christian	105 54	62	A	TCU	70 78								
247	H	Texas Southern	75 55	67	A	Okl ahoma St.	57 65								
187	H	Southern U.	76 58	66	H	Kansas	69 66								
237	A	Nevada	86 67	211	A	Fl ori da	67 72								

Non-Div I Games:

Texas Tech

Toledo																			
Average RPI Win: 215		WON-LOST RECORD		WINNING PCT. RANK		LAST 10 GAMES		STRENGTH OF SCHEDULE		OPP. STRENGTH OF SCHEDULE		TEAM RPI		ADJ. RPI		CONF. RPI		ADJ CONF. RPI	
Average RPI Loss: 69																			
DIV. I ONLY		12- 5		67		7-3		148		137		75		75		8		8	
DIV. I NON-CONF.		8- 3		72		0- 0		174		167		75		75		8		8	

TOTALS		RPI 1-25		RPI 26-50		W-L RECORDS		RPI 51-100		RPI 101-150		RPI 150+							
12- 5		1- 1		0- 0		OVERALL		1- 3		0- 1		10- 0							
6- 2		1- 1		0- 0		HOME		0- 1		0- 0		5- 0							
6- 3		0- 0		0- 0		AWAY		1- 2		0- 1		5- 0							
0- 0		0- 0		0- 0		NEUTRAL		0- 0		0- 0		0- 0							
8- 3		0- 1		0- 0		NON-CONFERENCE		1- 1		0- 1		7- 0							
4- 1		0- 1		0- 0		HOME		0- 0		0- 0		4- 0							
4- 2		0- 0		0- 0		AWAY		1- 1		0- 1		3- 0							
0- 0		0- 0		0- 0		NEUTRAL		0- 0		0- 0		0- 0							
4- 2		1- 0		0- 0		CONFERENCE		0- 2		0- 0		3- 0							
2- 1		1- 0		0- 0		HOME		0- 1		0- 0		1- 0							
2- 1		0- 0		0- 0		AWAY		0- 1		0- 0		2- 0							
0- 0		0- 0		0- 0		NEUTRAL		0- 0		0- 0		0- 0							

RPI 1-25				RPI 26-50				RPI 51-100				Team's RPI: 75				RPI 101+			
RPI	S	Opponent	Score	RPI	S	Opponent	Score	RPI	S	Opponent	Score	RPI	S	Opponent	Score	RPI	S	Opponent	Score
1	H	Notre Dame	56 72					59	A	Maine	59 73	108	A	Dayton	49 70				
21	H	Central Mich.	62 59					72	A	Belmont	78 69	153	H	Duquesne	65 52				
								86	H	Kent St.	47 58	168	H	Stony Brook	80 48				
								92	A	Miami (OH)	64 65	175	H	Ball St.	65 58				
												222	A	Memphis	58 48				
												239	A	Bowling Green	79 65				
												261	A	Cleveland St.	65 60				
												290	A	Western Mich.	80 57				
												309	A	Valparaiso	65 59				
												332	H	Iona	84 38				
												333	H	Detroit Mercy	77 60				

LAST 12 Division I GAMES:																			
175	H	Ball St.	65 58	21	H	Central Mich.	62 59	239	A	Bowling Green	79 65								
333	H	Detroit Mercy	77 60					290	A	Western Mich.	80 57								
168	H	Stony Brook	80 48					86	H	Kent St.	47 58								
1	H	Notre Dame	56 72					92	A	Miami (OH)	64 65								
261	A	Cleveland St.	65 60					72	A	Belmont	78 69								
222	A	Memphis	58 48																

Non-Div I Games:

Toledo

T
o
w
s
o
n

Towson			Through Games Of Jan. 25, 2019								
Average RPI	Win:	224	WON-LOST	WINNING	LAST 10	STRENGTH OF	OPP. STRENGTH	TEAM	ADJ.	CONF.	ADJ CONF.
Average RPI	Loss:	130	RECORD	PCT. RANK	GAMES	SCHEDULE	OF SCHEDULE	RPI	RPI	RPI	RPI
DIV. I ONLY			12- 6	83	8-2	235	153	101	101	10	10
DIV. I NON-CONF.			6- 5	143	0- 0	275	171	160	160	13	13

TOTALS		RPI 1-25	RPI 26-50		W-L RECORDS		RPI 51-100	RPI 101-150		RPI 150+	
12- 6		0- 1	0- 0		OVERALL		1- 1	1- 2		10- 2	
6- 0		0- 0	0- 0		HOME		1- 0	0- 0		5- 0	
6- 6		0- 1	0- 0		AWAY		0- 1	1- 2		5- 2	
0- 0		0- 0	0- 0		NEUTRAL		0- 0	0- 0		0- 0	
6- 5		0- 1	0- 0		NON-CONFERENCE		0- 1	0- 1		6- 2	
3- 0		0- 0	0- 0		HOME		0- 0	0- 0		3- 0	
3- 5		0- 1	0- 0		AWAY		0- 1	0- 1		3- 2	
0- 0		0- 0	0- 0		NEUTRAL		0- 0	0- 0		0- 0	
6- 1		0- 0	0- 0		CONFERENCE		1- 0	1- 1		4- 0	
3- 0		0- 0	0- 0		HOME		1- 0	0- 0		2- 0	
3- 1		0- 0	0- 0		AWAY		0- 0	1- 1		2- 0	
0- 0		0- 0	0- 0		NEUTRAL		0- 0	0- 0		0- 0	

T
o
w
s
o
n

RPI 1-25				RPI 26-50				RPI 51-100				RPI 101+ Team's RPI: 101							
RPI	S	Opponent	Score	RPI	S	Opponent	Score	RPI	S	Opponent	Score	RPI	S	Opponent	Score				
8	A	Syracuse	55 98					54	H	Northeastern	88 83	117	A	Wake Forest	53 60				
								97	A	West Virginia	43 90	121	A	Drexel	55 54				
												134	A	UNCW	73 77				
												181	A	Del aware	56 48				
												183	H	Massachusetts	78 53				
												189	A	George Washington	63 76				
												193	H	El on	59 58				
												230	A	Marshall I	76 69				
												236	A	Mt. St. Mary's	78 87				
												260	H	Hofstra	92 68				
												276	H	La Salle	92 68				
												288	A	Saint Joseph's	73 52				
												291	A	Col. of Charleston	77 61				
												296	H	Loyol a Maryl and	62 57				
												320	A	UMBC	71 62				

LAST 12 Division I GAMES:																			
181	A	Del aware	56 48	193	H	El on	59 58	134	A	UNCW	73 77								
121	A	Drexel	55 54	291	A	Col. of Charleston	77 61	260	H	Hofstra	92 68								
230	A	Marshall I	76 69	54	H	Northeastern	88 83	8	A	Syracuse	55 98								
97	A	West Virginia	43 90																
288	A	Saint Joseph's	73 52																
296	H	Loyol a Maryl and	62 57																

Non-Div I Games:

Towson

Average RPI Win:	223	WON-LOST	WINNING	LAST 10	STRENGTH OF	OPP. STRENGTH	TEAM	ADJ.	CONF.	ADJ CONF.
Average RPI Loss:	88	RECORD	PCT. RANK	GAMES	SCHEDULE	OF SCHEDULE	RPI	RPI	RPI	RPI
DIV. I ONLY	14- 3	28	9-1	283	144	99	99	14	14	
DIV. I NON-CONF.	8- 2	52	0- 0	308	155	129	129	15	15	

TOTALS	RPI 1-25	RPI 26-50	W-L RECORDS	RPI 51-100	RPI 101-150	RPI 150+				
14- 3	0- 1	0- 0	OVERALL	1- 1	1- 0	12- 1				
6- 1	0- 0	0- 0	HOME	1- 1	0- 0	5- 0				
6- 2	0- 1	0- 0	AWAY	0- 0	1- 0	5- 1				
2- 0	0- 0	0- 0	NEUTRAL	0- 0	0- 0	2- 0				
8- 2	0- 1	0- 0	NON-CONFERENCE	0- 1	0- 0	8- 0				
3- 1	0- 0	0- 0	HOME	0- 1	0- 0	3- 0				
3- 1	0- 1	0- 0	AWAY	0- 0	0- 0	3- 0				
2- 0	0- 0	0- 0	NEUTRAL	0- 0	0- 0	2- 0				
6- 1	0- 0	0- 0	CONFERENCE	1- 0	1- 0	4- 1				
3- 0	0- 0	0- 0	HOME	1- 0	0- 0	2- 0				
3- 1	0- 0	0- 0	AWAY	0- 0	1- 0	2- 1				
0- 0	0- 0	0- 0	NEUTRAL	0- 0	0- 0	0- 0				

RPI 1-25				RPI 26-50				RPI 51-100				RPI 101+			
RPI	S	Opponent	Score	RPI	S	Opponent	Score	RPI	S	Opponent	Score	RPI	S	Opponent	Score
25	A	Florida St.	67 103					73	H	Middle Tenn.	64 67	103	A	Appalachian St.	83 72
								89	H	Little Rock	71 66	165	A	Georgia St.	80 84
												170	H	Arkansas St.	87 79
												203	A	Ole Miss	71 54
												204	A	Jacksonville St.	89 63
												215	A	Coastal Caro.	82 81
												221	H	Samford	72 52
												227	H	Alabama St.	116 46
												229	N	Sam Houston St.	84 79
												259	A	ETSU	84 66
												282	A	Ga. Southern	97 81
												294	N	Mississippi Val.	75 54
												307	H	Tennessee St.	92 67
												314	H	La.-Monroe	78 56

LAST 12 Division I GAMES:															
103	A	Appalachian St.	83 72	314	H	La.-Monroe	78 56								
215	A	Coastal Caro.	82 81	165	A	Georgia St.	80 84								
204	A	Jacksonville St.	89 63	282	A	Ga. Southern	97 81								
203	A	Ole Miss	71 54	170	H	Arkansas St.	87 79								
73	H	Middle Tenn.	64 67	89	H	Little Rock	71 66								
227	H	Alabama St.	116 46	294	N	Mississippi Val.	75 54								

Non-Div I Games: Talladega 91 70

Troy

T
u
l
a
n
e

Tulane				Through Games Of Jan. 25, 2019							
Average RPI	Win:	195	WON-LOST	WINNING	LAST 10	STRENGTH OF	OPP. STRENGTH	TEAM	ADJ.	CONF.	ADJ CONF.
Average RPI	Loss:	70	RECORD	PCT. RANK	GAMES	SCHEDULE	OF SCHEDULE	RPI	RPI	RPI	RPI
DIV. I ONLY		13- 5	57	6-4	183	69	91	91	9	9	
DIV. I NON-CONF.		10- 3	59	1- 0	223	43	89	89	9	9	

TOTALS	RPI 1-25		RPI 26-50		W-L RECORDS	RPI 51-100	RPI 101-150		RPI 150+		
13- 5	1- 1		0- 1		OVERALL	1- 1	1- 2		10- 0		
7- 2	0- 1		0- 0		HOME	0- 1	1- 0		6- 0		
3- 2	0- 0		0- 0		AWAY	1- 0	0- 2		2- 0		
3- 1	1- 0		0- 1		NEUTRAL	0- 0	0- 0		2- 0		
10- 3	1- 0		0- 1		NON-CONFERENCE	1- 1	1- 1		7- 0		
6- 1	0- 0		0- 0		HOME	0- 1	1- 0		5- 0		
1- 1	0- 0		0- 0		AWAY	1- 0	0- 1		0- 0		
3- 1	1- 0		0- 1		NEUTRAL	0- 0	0- 0		2- 0		
3- 2	0- 1		0- 0		CONFERENCE	0- 0	0- 1		3- 0		
1- 1	0- 1		0- 0		HOME	0- 0	0- 0		1- 0		
2- 1	0- 0		0- 0		AWAY	0- 0	0- 1		2- 0		
0- 0	0- 0		0- 0		NEUTRAL	0- 0	0- 0		0- 0		

T
u
l
a
n
e

RPI 1-25				RPI 26-50				RPI 51-100				Team's RPI : 91				RPI 101+			
RPI	S	Opponent	Score	RPI	S	Opponent	Score	RPI	S	Opponent	Score	RPI	S	Opponent	Score	RPI	S	Opponent	Score
7	H	UConn	33 75	32	N	Cal i forni a	57 65	52	A	LSU	56 54	115	H	Washi ngton	63 51				
21	N	Central Mich.	68 57					58	H	Ol d Domi ni on	48 56	119	A	Al abama	58 69				
												135	A	South Fla.	46 73				
												154	H	Texas St.	67 61				
												191	H	Southern Mi ss.	71 54				
												201	H	Nichol l s St.	71 46				
												208	A	SMU	61 43				
												224	H	East Caroli na	68 57				
												231	A	Temple	66 57				
												247	H	Texas Southern	62 56				
												261	N	Clevel and St.	81 72				
												283	H	Fla. Atlanti c	88 45				
												345	N	Flori da A&M	78 34				
LAST 12 Di vi si on I GAMES:																			
224	H	East Caroli na	68 57	154	H	Texas St.	67 61	135	A	South Fla.	46 73	7	H	UConn	33 75				
345	N	Flori da A&M	78 34	208	A	SMU	61 43	231	A	Temple	66 57	191	H	Southern Mi ss.	71 54				
21	N	Central Mich.	68 57	58	H	Ol d Domi ni on	48 56												
58	H	Ol d Domi ni on	48 56	119	A	Al abama	58 69												
201	H	Nichol l s St.	71 46																

Non-Di v I Games:

Tulane

Average RPI	Win: 210	WON-LOST RECORD	WINNING PCT. RANK	LAST 10 GAMES	STRENGTH OF SCHEDULE	OPP. STRENGTH OF SCHEDULE	TEAM RPI	ADJ. RPI	CONF. RPI	ADJ CONF. RPI
Average RPI	Loss: 77									
DIV. I ONLY	9- 9	165	4-6	81	101	130	130	9	9	
DIV. I NON-CONF.	6- 7	172	0- 1	111	57	151	151	9	9	

TOTALS	RPI 1-25	RPI 26-50	W-L RECORDS	RPI 51-100	RPI 101-150	RPI 150+				
9- 9	0- 2	0- 0	OVERALL	0- 4	1- 2	8- 1				
6- 3	0- 0	0- 0	HOME	0- 2	0- 1	6- 0				
2- 6	0- 2	0- 0	AWAY	0- 2	0- 1	2- 1				
1- 0	0- 0	0- 0	NEUTRAL	0- 0	1- 0	0- 0				
6- 7	0- 1	0- 0	NON-CONFERENCE	0- 4	1- 1	5- 1				
4- 2	0- 0	0- 0	HOME	0- 2	0- 0	4- 0				
1- 5	0- 1	0- 0	AWAY	0- 2	0- 1	1- 1				
1- 0	0- 0	0- 0	NEUTRAL	0- 0	1- 0	0- 0				
3- 2	0- 1	0- 0	CONFERENCE	0- 0	0- 1	3- 0				
2- 1	0- 0	0- 0	HOME	0- 0	0- 1	2- 0				
1- 1	0- 1	0- 0	AWAY	0- 0	0- 0	1- 0				
0- 0	0- 0	0- 0	NEUTRAL	0- 0	0- 0	0- 0				

RPI	S	Opponent	Score	RPI	S	Opponent	Score	RPI	S	Opponent	Score	RPI	S	Opponent	Score	Team's RPI: 130
15	A	Arizona St.	52 70					55	H	Arkansas	59 61	102	H	Cincinnati	50 70	
17	A	UCF	44 60					71	A	SFA	34 76	105	A	American	52 68	
								72	A	Belmont	53 78	119	N	Alabama	80 73	
								89	H	Little Rock	53 63	169	A	Oral Roberts	76 68	
												170	A	Arkansas St.	60 73	
												172	H	Abilene Christian	75 63	
												198	H	Saint Louis	86 75	
												222	H	Memphis	46 39	
												224	A	East Carolina	75 55	
												248	H	Stetson	55 54	
												266	H	UTEP	66 45	
												272	H	Wichita St.	63 49	

LAST 12 Division I GAMES:																
272	H	Wichita St.	63 49	15	A	Arizona St.	52 70	102	H	Cincinnati	50 70	17	A	UCF	44 60	
266	H	UTEP	66 45					224	A	East Carolina	75 55	222	H	Memphis	46 39	
55	H	Arkansas	59 61					172	H	Abilene Christian	75 63					
89	H	Little Rock	53 63													
170	A	Arkansas St.	60 73													
119	N	Alabama	80 73													

Non-Div I Games:

Tulsa

Average RPI	Win: 241	WON-LOST	WINNING	LAST 10	STRENGTH OF	OPP. STRENGTH	TEAM	ADJ.	CONF.	ADJ CONF.
Average RPI	Loss: 98	RECORD	PCT. RANK	GAMES	SCHEDULE	OF SCHEDULE	RPI	RPI	RPI	RPI
DIV. I ONLY	17- 2	12	9-1	348	130	147	147	15	15	
DIV. I NON-CONF.	11- 1	13	0- 1	338	196	114	114	18	18	

TOTALS	RPI 1-25	RPI 26-50	W-L RECORDS	RPI 51-100	RPI 101-150	RPI 150+				
17- 2	0- 0	0- 0	OVERALL	1- 1	2- 1	14- 0				
7- 1	0- 0	0- 0	HOME	0- 0	1- 1	6- 0				
8- 0	0- 0	0- 0	AWAY	1- 0	0- 0	7- 0				
2- 1	0- 0	0- 0	NEUTRAL	0- 1	1- 0	1- 0				
11- 1	0- 0	0- 0	NON-CONFERENCE	1- 1	2- 0	8- 0				
5- 0	0- 0	0- 0	HOME	0- 0	1- 0	4- 0				
4- 0	0- 0	0- 0	AWAY	1- 0	0- 0	3- 0				
2- 1	0- 0	0- 0	NEUTRAL	0- 1	1- 0	1- 0				
6- 1	0- 0	0- 0	CONFERENCE	0- 0	0- 1	6- 0				
2- 1	0- 0	0- 0	HOME	0- 0	0- 1	2- 0				
4- 0	0- 0	0- 0	AWAY	0- 0	0- 0	4- 0				
0- 0	0- 0	0- 0	NEUTRAL	0- 0	0- 0	0- 0				

U

U

A

A

B

B

RPI 1-25				RPI 26-50				RPI 51-100				RPI 101+				Team's RPI: 147
RPI	S	Opponent	Score	RPI	S	Opponent	Score	RPI	S	Opponent	Score	RPI	S	Opponent	Score	
								53	N	Tennessee	69 73	103	H	Appalachian St.	80 61	
								93	A	FGCU	62 60	142	N	Oklahoma	89 84	
												143	H	Louisiana Tech	68 73	
												186	H	North Texas	70 60	
												191	H	Southern Miss.	71 60	
												221	A	Samford	66 41	
												222	H	Memphis	85 54	
												227	A	Alabama St.	62 47	
												265	A	UTSA	59 42	
												266	A	UTEP	74 48	
												281	H	Alabama A&M	82 47	
												283	A	Fla. Atlantic	89 64	
												300	N	Coppin St.	86 61	
												308	A	FIU	83 59	
												323	H	McNeese	91 48	
												344	A	Chicago St.	90 45	
												350	H	Alcorn	80 53	

LAST 12 Division I GAMES:																
143	H	Louisiana Tech	68 73	53	N	Tennessee	69 73	186	H	North Texas	70 60	265	A	UTSA	59 42	
308	A	FIU	83 59	266	A	UTEP	74 48	191	H	Southern Miss.	71 60	323	H	McNeese	91 48	
283	A	Fla. Atlantic	89 64													
93	A	FGCU	62 60													
300	N	Coppin St.	86 61													
227	A	Alabama St.	62 47													

Non-Div I Games: Ala.-Huntsville 83 58

UAB

Average RPI Win: 193		WON-LOST RECORD	WINNING PCT. RANK	LAST 10 GAMES	STRENGTH OF SCHEDULE	OPP. STRENGTH OF SCHEDULE	TEAM RPI	ADJ. RPI	CONF. RPI	ADJ CONF. RPI
Average RPI Loss: 123										
DIV. I ONLY		11- 6	93	9-1	167	125	83	83	21	21
DIV. I NON-CONF.		7- 5	132	0- 1	190	54	106	106	21	21
TOTALS		RPI 1-25	RPI 26-50	W-L RECORDS		RPI 51-100	RPI 101-150	RPI 150+		
11- 6	0- 1		1- 0	OVERALL		1- 1	1- 2	8- 2		
5- 1	0- 0		1- 0	HOME		0- 1	1- 0	3- 0		
5- 5	0- 1		0- 0	AWAY		1- 0	0- 2	4- 2		
1- 0	0- 0		0- 0	NEUTRAL		0- 0	0- 0	1- 0		
7- 5	0- 1		1- 0	NON-CONFERENCE		1- 1	0- 2	5- 1		
3- 1	0- 0		1- 0	HOME		0- 1	0- 0	2- 0		
3- 4	0- 1		0- 0	AWAY		1- 0	0- 2	2- 1		
1- 0	0- 0		0- 0	NEUTRAL		0- 0	0- 0	1- 0		
4- 1	0- 0		0- 0	CONFERENCE		0- 0	1- 0	3- 1		
2- 0	0- 0		0- 0	HOME		0- 0	1- 0	1- 0		
2- 1	0- 0		0- 0	AWAY		0- 0	0- 0	2- 1		
0- 0	0- 0		0- 0	NEUTRAL		0- 0	0- 0	0- 0		

RPI 1-25				RPI 26-50				RPI 51-100				Team's RPI : 83				RPI 101+			
RPI	S	Opponent	Score	RPI	S	Opponent	Score	RPI	S	Opponent	Score	RPI	S	Opponent	Score	RPI	S	Opponent	Score
5	A	Stanford	43 71	48	H	Saint Mary's (CA)	76 74	74	H	Pacific	80 83	112	A	Loyola Marymount	53 60				
								94	A	Washington St.	75 62	140	A	Portland St.	50 65				
												150	H	UC Irvine	80 57				
												152	A	Montana	56 62				
												161	A	CSUN	60 49				
												185	A	UC Riverside	67 59				
												209	H	Cal St. Fullerton	75 51				
												218	H	Southern Utah	68 45				
												235	A	San Francisco	70 68				
												237	N	Nevada	84 68				
												251	A	Sacramento St.	109 60				
												257	A	Hawaii	60 65				
												337	H	Seattle U	76 59				
LAST 12 Division I GAMES:																			
185	A	UC Riverside	67 59	152	A	Montana	56 62												
48	H	Saint Mary's (CA)	76 74	161	A	CSUN	60 49												
235	A	San Francisco	70 68	150	H	UC Irvine	80 57												
337	H	Seattle U	76 59	209	H	Cal St. Fullerton	75 51												
251	A	Sacramento St.	109 60	257	A	Hawaii	60 65												
237	N	Nevada	84 68	112	A	Loyola Marymount	53 60												

Non-Div I Games:	Dominican (CA)	92	42
------------------	----------------	----	----

UC Davi s

■ Loss, ■ Non-Conf, S Site, H Home A Away N Neutral

UC Irvine				Through Games Of Jan. 25, 2019							
Average RPI Win: 241		WON-LOST	WINNING	LAST 10	STRENGTH OF	OPP. STRENGTH	TEAM	ADJ.	CONF.	ADJ CONF.	
Average RPI Loss: 120		RECORD	PCT. RANK	GAMES	SCHEDULE	OF SCHEDULE	RPI	RPI	RPI	RPI	
DIV. I ONLY		11- 4	55	6-4	313	187	150	150	21	21	
DIV. I NON-CONF.		9- 2	43	0- 0	314	191	139	139	21	21	

TOTALS		RPI 1-25	RPI 26-50	W-L RECORDS		RPI 51-100	RPI 101-150	RPI 150+			
11- 4		0- 1	0- 0	OVERALL		0- 1	2- 0	9- 2			
5- 1		0- 0	0- 0	HOME		0- 0	0- 0	5- 1			
4- 3		0- 1	0- 0	AWAY		0- 1	2- 0	2- 1			
2- 0		0- 0	0- 0	NEUTRAL		0- 0	0- 0	2- 0			
9- 2		0- 1	0- 0	NON-CONFERENCE		0- 0	2- 0	7- 1			
4- 1		0- 0	0- 0	HOME		0- 0	0- 0	4- 1			
3- 1		0- 1	0- 0	AWAY		0- 0	2- 0	1- 0			
2- 0		0- 0	0- 0	NEUTRAL		0- 0	0- 0	2- 0			
2- 2		0- 0	0- 0	CONFERENCE		0- 1	0- 0	2- 1			
1- 0		0- 0	0- 0	HOME		0- 0	0- 0	1- 0			
1- 2		0- 0	0- 0	AWAY		0- 1	0- 0	1- 1			
0- 0		0- 0	0- 0	NEUTRAL		0- 0	0- 0	0- 0			

RPI 1-25				RPI 26-50				RPI 51-100				RPI 101+ Team's RPI: 150			
RPI	S	Opponent	Score	RPI	S	Opponent	Score	RPI	S	Opponent	Score	RPI	S	Opponent	Score
4	A	Oregon	69 115					83	A	UC Davis	57 80	140	A	Portland St.	73 68
												144	A	Portland	84 69
												156	N	Indiana St.	77 61
												161	H	CSUN	65 61
												185	A	UC Riverside	72 88
												206	H	San Diego St.	70 78
												216	H	UNLV	57 55
												218	H	Southern Utah	75 58
												284	H	CSU Bakersfield	85 78
												321	A	San Jose St.	74 66
												322	A	Cal Poly	75 59
												337	H	Seattle U	65 60
												351	N	LIU Brooklyn	84 71

LAST 12 Division I GAMES:															
4	A	Oregon	69 115	83	A	UC Davis	57 80								
140	A	Portland St.	73 68	185	A	UC Riverside	72 88								
144	A	Portland	84 69	161	H	CSUN	65 61								
206	H	San Diego St.	70 78	322	A	Cal Poly	75 59								
321	A	San Jose St.	74 66	337	H	Seattle U	65 60								
284	H	CSU Bakersfield	85 78	156	N	Indiana St.	77 61								

Non-Div I Games: LIFE Pacific 105 31

Average RPI Win:	225	WON-LOST	WINNING	LAST 10	STRENGTH OF	OPP. STRENGTH	TEAM	ADJ.	CONF.	ADJ CONF.
Average RPI Loss:	125	RECORD	PCT. RANK	GAMES	SCHEDULE	OF SCHEDULE	RPI	RPI	RPI	RPI
DIV. I ONLY	8- 11	218	6-4	165	143	185	185	21	21	
DIV. I NON-CONF.	6- 8	199	1- 0	146	110	167	167	21	21	

TOTALS	RPI 1-25	RPI 26-50	W-L RECORDS	RPI 51-100	RPI 101-150	RPI 150+				
8- 11	0- 3	0- 1	OVERALL	0- 2	1- 0	7- 5				
4- 2	0- 0	0- 0	HOME	0- 1	1- 0	3- 1				
3- 6	0- 1	0- 1	AWAY	0- 1	0- 0	3- 3				
1- 3	0- 2	0- 0	NEUTRAL	0- 0	0- 0	1- 1				
6- 8	0- 3	0- 1	NON-CONFERENCE	0- 1	0- 0	6- 3				
3- 0	0- 0	0- 0	HOME	0- 0	0- 0	3- 0				
2- 5	0- 1	0- 1	AWAY	0- 1	0- 0	2- 2				
1- 3	0- 2	0- 0	NEUTRAL	0- 0	0- 0	1- 1				
2- 3	0- 0	0- 0	CONFERENCE	0- 1	1- 0	1- 2				
1- 2	0- 0	0- 0	HOME	0- 1	1- 0	0- 1				
1- 1	0- 0	0- 0	AWAY	0- 0	0- 0	1- 1				
0- 0	0- 0	0- 0	NEUTRAL	0- 0	0- 0	0- 0				

RPI 1-25				RPI 26-50				RPI 51-100				RPI 101+ Team's RPI: 185			
RPI	S	Opponent	Score	RPI	S	Opponent	Score	RPI	S	Opponent	Score	RPI	S	Opponent	Score
4	N	Oregon	44 94	46	A	Southern California	55 73	67	A	Oklahoma St.	51 76	150	H	UC Irvine	88 72
20	A	BYU	70 72					83	H	UC Davis	59 67	161	A	CSUN	56 69
22	N	Texas A&M	63 70									173	N	Eastern Wash.	57 45
												179	H	New Mexico St.	65 64
												192	N	Milwaukee	54 56
												215	H	Coastal Caro.	62 43
												218	H	Southern Utah	56 50
												238	A	Utah Valley	53 56
												268	A	Long Beach St.	73 59
												268	H	Long Beach St.	45 63
												270	A	California Baptist	57 65
												284	A	CSU Bakersfield	79 67
												311	A	Weber St.	71 39

LAST 12 Division I GAMES:															
83	H	UC Davis	59 67	218	H	Southern Utah	56 50								
284	A	CSU Bakersfield	79 67	268	A	Long Beach St.	73 59								
179	H	New Mexico St.	65 64	161	A	CSUN	56 69								
238	A	Utah Valley	53 56	150	H	UC Irvine	88 72								
311	A	Weber St.	71 39	268	H	Long Beach St.	45 63								
173	N	Eastern Wash.	57 45	22	N	Texas A&M	63 70								

Non-Div I Games:

UC Riverside

Average RPI	Win:	260	WON-LOST	WINNING	LAST 10	STRENGTH OF	OPP. STRENGTH	TEAM	ADJ.	CONF.	ADJ CONF.
Average RPI	Loss:	169	RECORD	PCT. RANK	GAMES	SCHEDULE	OF SCHEDULE	RPI	RPI	RPI	RPI
DIV. I ONLY		4- 13		296	3-7	257	209	302	302	21	21
DIV. I NON-CONF.		3- 10		278	1- 0	238	188	291	291	21	21

TOTALS	RPI 1-25		RPI 26-50		W-L RECORDS	RPI 51-100		RPI 101-150		RPI 150+	
4- 13	0- 0		0- 3		OVERALL	0- 1		0- 1		4- 8	
2- 6	0- 0		0- 1		HOME	0- 0		0- 1		2- 4	
1- 7	0- 0		0- 2		AWAY	0- 1		0- 0		1- 4	
1- 0	0- 0		0- 0		NEUTRAL	0- 0		0- 0		1- 0	
3- 10	0- 0		0- 3		NON-CONFERENCE	0- 1		0- 1		3- 5	
1- 5	0- 0		0- 1		HOME	0- 0		0- 1		1- 3	
1- 5	0- 0		0- 2		AWAY	0- 1		0- 0		1- 2	
1- 0	0- 0		0- 0		NEUTRAL	0- 0		0- 0		1- 0	
1- 3	0- 0		0- 0		CONFERENCE	0- 0		0- 0		1- 3	
1- 1	0- 0		0- 0		HOME	0- 0		0- 0		1- 1	
0- 2	0- 0		0- 0		AWAY	0- 0		0- 0		0- 2	
0- 0	0- 0		0- 0		NEUTRAL	0- 0		0- 0		0- 0	

RPI	S	Opponent	Score	RPI	S	Opponent	Score	RPI	S	Opponent	Score	RPI	S	Opponent	Score
32	A	California	45 69	46	A	Southern California	39 82	48	H	Saint Mary's (CA)	55 80	74	A	Pacific	53 69
112	H	Loyola Marymount	57 70	161	A	CSUN	65 73	179	H	New Mexico St.	73 81	206	A	San Diego St.	63 58
209	H	Cal St. Fullerton	52 59	216	A	UNLV	51 69	228	N	Dartmouth	62 56	238	A	Utah Valley	54 63
268	H	Long Beach St.	60 54	270	H	California Baptist	64 76	284	H	CSU Bakersfield	48 56	322	A	Cal Poly	67 75
339	H	Grand Canyon	66 55												
LAST 12 Division I GAMES:															
179	H	New Mexico St.	73 81	228	N	Dartmouth	62 56	209	H	Cal St. Fullerton	52 59	268	H	Long Beach St.	60 54
206	A	San Diego St.	63 58	322	A	Cal Poly	67 75	161	A	CSUN	65 73	48	H	Saint Mary's (CA)	55 80
270	H	California Baptist	64 76	32	A	California	45 69	74	A	Pacific	53 69				
32	A	California	45 69												
74	A	Pacific	53 69												
339	H	Grand Canyon	66 55												

Non-Div I Games:

UC Santa Barbara

Average RPI	Win:	162	WON-LOST	WINNING	LAST 10	STRENGTH OF	OPP. STRENGTH	TEAM	ADJ.	CONF.	ADJ CONF.
Average RPI	Loss:	15	RECORD	PCT. RANK	GAMES	SCHEDULE	OF SCHEDULE	RPI	RPI	RPI	RPI
DIV. I ONLY		17- 2	12	9-1	100	59	17	17	9	9	
DIV. I NON-CONF.		11- 2	32	0- 0	105	21	19	19	9	9	

TOTALS	RPI 1-25		RPI 26-50		W-L RECORDS		RPI 51-100		RPI 101-150		RPI 150+
17- 2	0- 2		1- 0		OVERALL		2- 0		5- 0		9- 0
7- 0	0- 0		1- 0		HOME		1- 0		3- 0		2- 0
9- 1	0- 1		0- 0		AWAY		1- 0		2- 0		6- 0
1- 1	0- 1		0- 0		NEUTRAL		0- 0		0- 0		1- 0
11- 2	0- 2		1- 0		NON-CONFERENCE		2- 0		2- 0		6- 0
4- 0	0- 0		1- 0		HOME		1- 0		1- 0		1- 0
6- 1	0- 1		0- 0		AWAY		1- 0		1- 0		4- 0
1- 1	0- 1		0- 0		NEUTRAL		0- 0		0- 0		1- 0
6- 0	0- 0		0- 0		CONFERENCE		0- 0		3- 0		3- 0
3- 0	0- 0		0- 0		HOME		0- 0		2- 0		1- 0
3- 0	0- 0		0- 0		AWAY		0- 0		1- 0		2- 0
0- 0	0- 0		0- 0		NEUTRAL		0- 0		0- 0		0- 0

RPI	S	Opponent	Score	RPI	S	Opponent	Score	RPI	S	Opponent	Score	RPI	S	Opponent	Score
8	N	Syracuse	52 57	45	H	Villanova	71 56	60	A	Quinnipiac	47 45	102	H	Cincinnati	56 55
21	A	Central Mich.	68 75					74	H	Pacific	64 57	116	A	Pittsburgh	61 58
												130	H	Tulsa	60 44
												132	H	Chattanooga	75 37
												135	A	South Fla.	62 49
												153	A	Duquesne	71 63
												174	A	Mercer	76 42
												181	A	Delaware	71 60
												208	H	SMU	55 43
												222	A	Memphis	68 55
												224	A	East Carolina	61 58
												248	A	Stetson	78 55
												267	N	Liberty	53 45
												280	H	Richmond	70 48

LAST 12 Division I GAMES:															
222	A	Memphis	68 55	224	A	East Carolina	61 58								
60	A	Quinnipiac	47 45	208	H	SMU	55 43								
8	N	Syracuse	52 57	130	H	Tulsa	60 44								
267	N	Liberty	53 45	102	H	Cincinnati	56 55								
74	H	Pacific	64 57	135	A	South Fla.	62 49								
153	A	Duquesne	71 63	181	A	Delaware	71 60								

Non-Div I Games:

UCF

Average RPI Win:	121	WON-LOST	WINNING	LAST 10	STRENGTH OF	OPP. STRENGTH	TEAM	ADJ.	CONF.	ADJ CONF.
Average RPI Loss:	48	RECORD	PCT. RANK	GAMES	SCHEDULE	OF SCHEDULE	RPI	RPI	RPI	RPI
DIV. I ONLY	10- 9	161	6-4	6	45	44	44	2	2	
DIV. I NON-CONF.	7- 5	132	0- 0	30	135	80	80	2	2	

TOTALS	RPI 1-25	RPI 26-50	W-L RECORDS	RPI 51-100	RPI 101-150	RPI 150+				
10- 9	1- 3	2- 4	OVERALL	3- 0	2- 2	2- 0				
6- 4	0- 1	0- 3	HOME	3- 0	2- 0	1- 0				
4- 2	1- 1	2- 0	AWAY	0- 0	0- 1	1- 0				
0- 3	0- 1	0- 1	NEUTRAL	0- 0	0- 1	0- 0				
7- 5	0- 1	0- 2	NON-CONFERENCE	3- 0	2- 2	2- 0				
6- 1	0- 0	0- 1	HOME	3- 0	2- 0	1- 0				
1- 1	0- 0	0- 0	AWAY	0- 0	0- 1	1- 0				
0- 3	0- 1	0- 1	NEUTRAL	0- 0	0- 1	0- 0				
3- 4	1- 2	2- 2	CONFERENCE	0- 0	0- 0	0- 0				
0- 3	0- 1	0- 2	HOME	0- 0	0- 0	0- 0				
3- 1	1- 1	2- 0	AWAY	0- 0	0- 0	0- 0				
0- 0	0- 0	0- 0	NEUTRAL	0- 0	0- 0	0- 0				

RPI 1-25				RPI 26-50				RPI 51-100				RPI 101+			
RPI	S	Opponent	Score	RPI	S	Opponent	Score	RPI	S	Opponent	Score	RPI	S	Opponent	Score
4	H	Oregon	52 72	27	H	Indiana	65 67	67	H	Oklahoma St.	71 59	112	A	Loyola Marymount	63 69
5	A	Stanford	80 86	32	A	California	84 79	78	H	Rice	59 50	114	H	Georgia	80 69
15	A	Arizona St.	61 59	41	H	Oregon St.	73 83	88	H	Seton Hall	78 62	120	H	Fresno St.	89 80
19	N	Kentucky	74 75	43	N	North Carolina	49 83					135	N	South Fla.	56 60
				46	A	Southern California	72 65					322	H	Cal Poly	81 35
				46	H	Southern California	67 72					331	A	UIC	78 47

LAST 12 Division I GAMES:															
				32	A	California	84 79	15	A	Arizona St.	61 59				
				46	A	Southern California	72 65	46	H	Southern California	67 72				
				322	H	Cal Poly	81 35	4	H	Oregon	52 72				
				331	A	UIC	78 47	41	H	Oregon St.	73 83				
				67	H	Oklahoma St.	71 59	5	A	Stanford	80 86				
				120	H	Fresno St.	89 80	27	H	Indiana	65 67				

Non-Div I Games:

UCLA

Average RPI Win: 117

Average RPI Loss: 2

WON-LOST
RECORDWINNING
PCT. RANKLAST 10
GAMESSTRENGTH OF
SCHEDULEOPP. STRENGTH
OF SCHEDULETEAM
RPIADJ.
RPICONF.
RPIADJ CONF.
RPIDIV. I ONLY
DIV. I NON-CONF.17- 1
11- 15
139-1
0- 050
344
27
57
59
99
9

TOTALS

RPI 1-25

RPI 26-50

W-L RECORDS

RPI 51-100

RPI 101-150

RPI 150+

17- 1

1- 1

3- 0

OVERALL

2- 0

6- 0

5- 0

6- 0

0- 0

1- 0

HOME

1- 0

3- 0

1- 0

7- 1

1- 1

1- 0

AWAY

1- 0

2- 0

2- 0

4- 0

0- 0

1- 0

NEUTRAL

0- 0

1- 0

2- 0

11- 1

1- 1

3- 0

NON-CONFERENCE

1- 0

3- 0

3- 0

3- 0

0- 0

1- 0

HOME

1- 0

1- 0

0- 0

4- 1

1- 1

1- 0

AWAY

0- 0

1- 0

1- 0

4- 0

0- 0

1- 0

NEUTRAL

0- 0

1- 0

2- 0

6- 0

0- 0

0- 0

CONFERENCE

1- 0

3- 0

2- 0

3- 0

0- 0

0- 0

HOME

0- 0

2- 0

1- 0

3- 0

0- 0

0- 0

AWAY

1- 0

1- 0

1- 0

0- 0

0- 0

0- 0

NEUTRAL

0- 0

0- 0

0- 0

RPI 1-25 Team's RPI: 7

RPI 26-50

RPI 51-100

RPI 101+

RPI	S	Opponent	Score
1	A	Notre Dame	89 71
2	A	Baylor	57 68

RPI	S	Opponent	Score
26	N	Purdue	86 40
32	A	Cal i forni a	76 66
36	H	DePaul	99 63

RPI	S	Opponent	Score
88	H	Seton Hall I	99 61
91	A	Tul ane	75 33

RPI	S	Opponent	Score
102	H	Cincinnati	82 38
107	N	St. John's (NY)	65 55
111	H	Ohio St.	85 53
118	A	Houston	81 61
135	H	South Fla.	63 46
142	A	Oklahoma	72 63
164	N	Vanderbilt	80 42
198	A	Saint Louis	98 42
203	N	Ole Miss	90 50
208	H	SMU	79 39
231	A	Temple	88 67

LAST 12 Division I GAMES:

118	A	Houston	81 61	208	H	SMU	79 39
2	A	Baylor	57 68	231	A	Temple	88 67
32	A	Cal i forni a	76 66	91	A	Tul ane	75 33
142	A	Oklahoma	72 63	135	H	South Fla.	63 46
88	H	Seton Hall I	99 61	102	H	Cincinnati	82 38
198	A	Saint Louis	98 42	1	A	Notre Dame	89 71

Non-Div I Games:

UConn

Loss,
 Non-Conf, S Site, H Home A Away N Neutral

UIC		Average RPI Win: 314	WON-LOST RECORD	WINNING PCT. RANK	LAST 10 GAMES	STRENGTH OF SCHEDULE	OPP. STRENGTH OF SCHEDULE	TEAM RPI	ADJ. RPI	CONF. RPI	ADJ CONF. RPI
Average RPI Loss: 169											
DIV. I ONLY		3- 16		323	1-9	286	197	331	331	20	20
DIV. I NON-CONF.		2- 9		297	0- 0	264	211	318	318	19	19

TOTALS	RPI 1-25		RPI 26-50		W-L RECORDS	RPI 51-100		RPI 101-150		RPI 150+	
3- 16	0- 1		0- 1		OVERALL	0- 4		0- 2		3- 8	
2- 6	0- 0		0- 1		HOME	0- 2		0- 0		2- 3	
1- 8	0- 1		0- 0		AWAY	0- 2		0- 2		1- 3	
0- 2	0- 0		0- 0		NEUTRAL	0- 0		0- 0		0- 2	
2- 9	0- 1		0- 1		NON-CONFERENCE	0- 2		0- 0		2- 5	
1- 3	0- 0		0- 1		HOME	0- 1		0- 0		1- 1	
1- 4	0- 1		0- 0		AWAY	0- 1		0- 0		1- 2	
0- 2	0- 0		0- 0		NEUTRAL	0- 0		0- 0		0- 2	
1- 7	0- 0		0- 0		CONFERENCE	0- 2		0- 2		1- 3	
1- 3	0- 0		0- 0		HOME	0- 1		0- 0		1- 2	
0- 4	0- 0		0- 0		AWAY	0- 1		0- 2		0- 1	
0- 0	0- 0		0- 0		NEUTRAL	0- 0		0- 0		0- 0	

RPI 1-25				RPI 26-50				RPI 51-100				RPI 101+ Team's RPI: 331			
RPI	S	Opponent	Score	RPI	S	Opponent	Score	RPI	S	Opponent	Score	RPI	S	Opponent	Score
11	A	Marquette	32 96	44	H	UCLA	47 78	64	A	Green Bay	32 62	122	A	Youngstown St.	29 81
								69	A	Northwestern	44 87	138	A	IUPUI	43 71
								82	H	Wright St.	46 79	156	A	Indiana St.	53 60
								92	H	Miami (OH)	56 65	188	A	Eastern Mich.	38 52
												226	H	Loyola Chicago	60 75
												261	A	Cleveland St.	53 71
												287	H	Northern Ky.	49 67
												293	H	Oakland	69 65
												301	N	Fairfield	60 68
												309	H	Valparaiso	75 65
												333	H	Detroit Mercy	36 42
												334	N	Jackson St.	57 72
												341	A	Evansville	62 54

LAST 12 Division I GAMES:															
122	A	Youngstown St.	29 81	64	A	Green Bay	32 62	138	A	IUPUI	43 71	293	H	Oakland	69 65
82	H	Wright St.	46 79	156	A	Indiana St.	53 60	333	H	Detroit Mercy	36 42	261	A	Cleveland St.	53 71
287	H	Northern Ky.	49 67	44	H	UCLA	47 78	301	N	Fairfield	60 68	122	A	Youngstown St.	29 81
334	N	Jackson St.	57 72					82	H	Wright St.	46 79	138	A	IUPUI	43 71
301	N	Fairfield	60 68					287	H	Northern Ky.	49 67	156	A	Indiana St.	53 60
44	H	UCLA	47 78					293	H	Oakland	69 65	188	A	Eastern Mich.	38 52

Non-Div I Games:

UIC

■ Loss,
 ■ Non-Conf,
 ■ S Site,
 ■ H Home
 ■ A Away
 N Neutral

Average RPI Win: 293
Average RPI Loss: 180

DIV. I ONLY	4- 12	289	1-9	320	211	320	320	23	23
DIV. I NON-CONF.	4- 6	212	0- 0	315	227	286	286	23	23
TOTALS	RPI 1-25	RPI 26-50	W-L RECORDS	RPI 51-100	RPI 101-150	RPI 150+			
4- 12	0- 1	0- 0	OVERALL	0- 2	0- 2	4- 7			
0- 7	0- 0	0- 0	HOME	0- 1	0- 1	0- 5			
2- 5	0- 1	0- 0	AWAY	0- 1	0- 1	2- 2			
2- 0	0- 0	0- 0	NEUTRAL	0- 0	0- 0	2- 0			
4- 6	0- 1	0- 0	NON-CONFERENCE	0- 0	0- 2	4- 3			
0- 4	0- 0	0- 0	HOME	0- 0	0- 1	0- 3			
2- 2	0- 1	0- 0	AWAY	0- 0	0- 1	2- 0			
2- 0	0- 0	0- 0	NEUTRAL	0- 0	0- 0	2- 0			
0- 6	0- 0	0- 0	CONFERENCE	0- 2	0- 0	0- 4			
0- 3	0- 0	0- 0	HOME	0- 1	0- 0	0- 2			
0- 3	0- 0	0- 0	AWAY	0- 1	0- 0	0- 2			
0- 0	0- 0	0- 0	NEUTRAL	0- 0	0- 0	0- 0			

RPI 1-25				RPI 26-50				RPI 51-100				RPI 101+				Team's RPI: 320	
RPI	S	Opponent	Score	RPI	S	Opponent	Score	RPI	S	Opponent	Score	RPI	S	Opponent	Score		
24	A	Maryland	61 92					59	A	Maine	44 84	101	H	Towson	62 71		
								100	H	Hartford	52 66	105	A	American	42 64		
												225	H	UMES	67 73		
												232	A	Binghamton	45 67		
												236	H	Mt. St. Mary's	52 65		
												256	A	Albany (NY)	44 64		
												260	H	Hofstra	42 45		
												265	N	UTSA	72 58		
												269	H	Vermont	44 58		
												289	N	Kennesaw St.	57 53		
												298	H	UMass Lowell	55 67		
												300	A	Coppin St.	57 52		
												319	A	Morgan St.	73 68		
LAST 12 Division I GAMES:																	
				59	A	Maine	44 84	269	H	Vermont	44 58						
				225	H	UMES	67 73	256	A	Albany (NY)	44 64						
				319	A	Morgan St.	73 68	232	A	Binghamton	45 67						
				260	H	Hofstra	42 45	298	H	UMass Lowell	55 67						
				236	H	Mt. St. Mary's	52 65	100	H	Hartford	52 66						
				24	A	Maryland	61 92	105	A	American	42 64						

UMBC

Average RPI Win:	295	WON-LOST	WINNING	LAST 10	STRENGTH OF	OPP. STRENGTH	TEAM	ADJ.	CONF.	ADJ CONF.
Average RPI Loss:	160	RECORD	PCT. RANK	GAMES	SCHEDULE	OF SCHEDULE	RPI	RPI	RPI	RPI
DIV. I ONLY	7- 10	221	7-3	285	265	225	225	32	32	
DIV. I NON-CONF.	2- 9	297	0- 0	229	121	260	260	32	32	

TOTALS	RPI 1-25	RPI 26-50	W-L RECORDS	RPI 51-100	RPI 101-150	RPI 150+				
7- 10	0- 1	0- 2	OVERALL	0- 1	0- 1	7- 5				
2- 2	0- 0	0- 1	HOME	0- 0	0- 0	2- 1				
5- 8	0- 1	0- 1	AWAY	0- 1	0- 1	5- 4				
0- 0	0- 0	0- 0	NEUTRAL	0- 0	0- 0	0- 0				
2- 9	0- 1	0- 2	NON-CONFERENCE	0- 1	0- 1	2- 4				
0- 1	0- 0	0- 1	HOME	0- 0	0- 0	0- 0				
2- 8	0- 1	0- 1	AWAY	0- 1	0- 1	2- 4				
0- 0	0- 0	0- 0	NEUTRAL	0- 0	0- 0	0- 0				
5- 1	0- 0	0- 0	CONFERENCE	0- 0	0- 0	5- 1				
2- 1	0- 0	0- 0	HOME	0- 0	0- 0	2- 1				
3- 0	0- 0	0- 0	AWAY	0- 0	0- 0	3- 0				
0- 0	0- 0	0- 0	NEUTRAL	0- 0	0- 0	0- 0				

RPI 1-25				RPI 26-50				RPI 51-100				RPI 101+ Team's RPI: 225			
RPI	S	Opponent	Score	RPI	S	Opponent	Score	RPI	S	Opponent	Score	RPI	S	Opponent	Score
8	A	Syracuse	51 96	30	A	Miami (FL)	53 71	95	A	Georgetown	55 74	117	A	Wake Forest	67 78
				34	H	Buffalo	63 69					196	A	George Mason	49 70
												223	H	Howard	80 72
												224	A	East Carolina	69 84
												236	A	Mt. St. Mary's	86 73
												271	H	N. C. A&T	49 51
												275	A	Bethune-Cookman	64 52
												280	A	Richmond	55 57
												319	A	Morgan St.	73 68
												320	A	UMBC	73 67
												345	A	Florida A&M	68 36
												346	A	Longwood	71 83
												349	H	N. C. Central	59 49
LAST 12 Division I GAMES:															
319	A	Morgan St.	73 68	275	A	Bethune-Cookman	64 52								
320	A	UMBC	73 67	345	A	Florida A&M	68 36								
196	A	George Mason	49 70	271	H	N. C. A&T	49 51								
236	A	Mt. St. Mary's	86 73	349	H	N. C. Central	59 49								
30	A	Miami (FL)	53 71	223	H	Howard	80 72								
117	A	Wake Forest	67 78	8	A	Syracuse	51 96								

Non-Div I Games: Regent 72 16 Cheyney 88 39

UMES

Loss, Non-Conf, S Site, H Home A Away N Neutral

UMKC		Average RPI Win: 260	WON-LOST RECORD	WINNING PCT. RANK	LAST 10 GAMES	STRENGTH OF SCHEDULE	OPP. STRENGTH OF SCHEDULE	TEAM RPI	ADJ. RPI	CONF. RPI	ADJ CONF. RPI
		Average RPI Loss: 141									
DIV. I ONLY		8- 8		165	8-2	234	271	190	190	30	30
DIV. I NON-CONF.		4- 7		228	0- 0	115	208	187	187	30	30

TOTALS	RPI 1-25		RPI 26-50		W-L RECORDS	RPI 51-100		RPI 101-150		RPI 150+	
8- 8	0- 0		0- 2		OVERALL	0- 1		1- 1		7- 4	
3- 3	0- 0		0- 0		HOME	0- 0		1- 0		2- 3	
5- 5	0- 0		0- 2		AWAY	0- 1		0- 1		5- 1	
0- 0	0- 0		0- 0		NEUTRAL	0- 0		0- 0		0- 0	
4- 7	0- 0		0- 2		NON-CONFERENCE	0- 1		1- 1		3- 3	
2- 2	0- 0		0- 0		HOME	0- 0		1- 0		1- 2	
2- 5	0- 0		0- 2		AWAY	0- 1		0- 1		2- 1	
0- 0	0- 0		0- 0		NEUTRAL	0- 0		0- 0		0- 0	
4- 1	0- 0		0- 0		CONFERENCE	0- 0		0- 0		4- 1	
1- 1	0- 0		0- 0		HOME	0- 0		0- 0		1- 1	
3- 0	0- 0		0- 0		AWAY	0- 0		0- 0		3- 0	
0- 0	0- 0		0- 0		NEUTRAL	0- 0		0- 0		0- 0	

RPI 1-25				RPI 26-50				RPI 51-100				RPI 101+ Team's RPI: 190			
RPI	S	Opponent	Score	RPI	S	Opponent	Score	RPI	S	Opponent	Score	RPI	S	Opponent	Score
				38	A	Missouri	59 66	66	A	Kansas	55 67	143	H	Louisiana Tech	80 70
				42	A	Kansas St.	50 61					149	A	Denver	75 92
												169	A	Oral Roberts	64 75
												182	H	Illinois St.	55 62
												196	H	George Mason	84 91
												213	H	SIUE	80 75
												226	A	Loyola Chicago	88 74
												238	A	Utah Valley	68 64
												270	A	California Baptist	78 74
												284	H	CSU Bakersfield	57 67
												303	A	North Dakota St.	69 59
												339	H	Grand Canyon	73 45
												344	A	Chicago St.	111 58
LAST 12 Division I GAMES:															
				182	H	Illinois St.	55 62	238	A	Utah Valley	68 64				
				143	H	Louisiana Tech	80 70	339	H	Grand Canyon	73 45				
				213	H	SIUE	80 75	284	H	CSU Bakersfield	57 67				
				226	A	Loyola Chicago	88 74	270	A	California Baptist	78 74				
				38	A	Missouri	59 66	344	A	Chicago St.	111 58				
				303	A	North Dakota St.	69 59	196	H	George Mason	84 91				

Non-Div I Games: Peru St. 98 62 Mo.-St. Louis 92 63

UMKC

■ Loss,
 ■ Non-Conf, S Site,
 ■ Home
 ■ Away
 N Neutral

Average RPI Win:	284	WON-LOST	WINNING	LAST 10	STRENGTH OF	OPP. STRENGTH	TEAM	ADJ.	CONF.	ADJ CONF.
Average RPI Loss:	197	RECORD	PCT. RANK	GAMES	SCHEDULE	OF SCHEDULE	RPI	RPI	RPI	RPI
DIV. I ONLY	5- 14	286	3-7	271	317	298	298	23	23	
DIV. I NON-CONF.	3- 9	271	0- 0	250	328	288	288	23	23	

TOTALS	RPI 1-25	RPI 26-50	W-L RECORDS	RPI 51-100	RPI 101-150	RPI 150+				
5- 14	0- 0	0- 1	OVERALL	0- 3	0- 0	5- 10				
2- 6	0- 0	0- 0	HOME	0- 2	0- 0	2- 4				
3- 8	0- 0	0- 1	AWAY	0- 1	0- 0	3- 6				
0- 0	0- 0	0- 0	NEUTRAL	0- 0	0- 0	0- 0				
3- 9	0- 0	0- 1	NON-CONFERENCE	0- 2	0- 0	3- 6				
1- 3	0- 0	0- 0	HOME	0- 1	0- 0	1- 2				
2- 6	0- 0	0- 1	AWAY	0- 1	0- 0	2- 4				
0- 0	0- 0	0- 0	NEUTRAL	0- 0	0- 0	0- 0				
2- 5	0- 0	0- 0	CONFERENCE	0- 1	0- 0	2- 4				
1- 3	0- 0	0- 0	HOME	0- 1	0- 0	1- 2				
1- 2	0- 0	0- 0	AWAY	0- 0	0- 0	1- 2				
0- 0	0- 0	0- 0	NEUTRAL	0- 0	0- 0	0- 0				

RPI 1-25				RPI 26-50				RPI 51-100				RPI 101+				Team's RPI : 298	
RPI	S	Opponent	Score	RPI	S	Opponent	Score	RPI	S	Opponent	Score	RPI	S	Opponent	Score		
				35	A	Butler	36 89										
								88	A	Seton Hall	57 90	168	A	Stony Brook	56 76		
								90	H	Providence	47 71	183	A	Massachusetts	62 59		
								100	H	Hartford	44 66	197	A	Cornell	54 63		
												217	A	Holy Cross	54 63		
												228	A	Dartmouth	54 70		
												232	H	Binghamton	50 70		
												234	H	Colgate	52 61		
												256	A	Albany (NY)	56 63		
												269	H	Vermont	54 51		
												279	H	Bryant	57 58		
												297	H	Saint Peter's	59 57		
												310	H	New Hampshire	53 56		
												319	A	Morgan St.	49 61		
												320	A	UMBC	67 55		
												351	A	LIU Brooklyn	69 64		
LAST 12 Division I GAMES:																	
				168	A	Stony Brook	56 76	232	H	Binghamton	50 70						
				269	H	Vermont	54 51	100	H	Hartford	44 66						
				319	A	Morgan St.	49 61	256	A	Albany (NY)	56 63						
				183	A	Massachusetts	62 59	320	A	UMBC	67 55						
				228	A	Dartmouth	54 70	310	H	New Hampshire	53 56						
				90	H	Providence	47 71	234	H	Colgate	52 61						

Non-Div I Games: Fisher 79 45

UMass Lowell

Average RPI Win:	259	WON-LOST	WINNING	LAST 10	STRENGTH OF	OPP. STRENGTH	TEAM	ADJ.	CONF.	ADJ CONF.
Average RPI Loss:	157	RECORD	PCT. RANK	GAMES	SCHEDULE	OF SCHEDULE	RPI	RPI	RPI	RPI
DIV. I ONLY	8- 9	190	4-6	202	314	200	200	28	28	
DIV. I NON-CONF.	4- 6	212	0- 0	143	272	209	209	29	29	

TOTALS	RPI 1-25	RPI 26-50	W-L RECORDS	RPI 51-100	RPI 101-150	RPI 150+				
8- 9	0- 0	0- 0	OVERALL	0- 2	2- 2	6- 5				
7- 1	0- 0	0- 0	HOME	0- 0	2- 0	5- 1				
1- 8	0- 0	0- 0	AWAY	0- 2	0- 2	1- 4				
0- 0	0- 0	0- 0	NEUTRAL	0- 0	0- 0	0- 0				
4- 6	0- 0	0- 0	NON-CONFERENCE	0- 2	1- 1	3- 3				
4- 0	0- 0	0- 0	HOME	0- 0	1- 0	3- 0				
0- 6	0- 0	0- 0	AWAY	0- 2	0- 1	0- 3				
0- 0	0- 0	0- 0	NEUTRAL	0- 0	0- 0	0- 0				
4- 3	0- 0	0- 0	CONFERENCE	0- 0	1- 1	3- 2				
3- 1	0- 0	0- 0	HOME	0- 0	1- 0	2- 1				
1- 2	0- 0	0- 0	AWAY	0- 0	0- 1	1- 1				
0- 0	0- 0	0- 0	NEUTRAL	0- 0	0- 0	0- 0				

RPI 1-25				RPI 26-50				RPI 51-100				RPI 101+				Team's RPI: 200
RPI	S	Opponent	Score	RPI	S	Opponent	Score	RPI	S	Opponent	Score	RPI	S	Opponent	Score	
								53	A	Tennessee	46 73	113	A	Tennessee Tech	53 60	
								73	A	Middle Tenn.	46 67	139	H	High Point	67 56	
												145	H	Davidson	69 56	
												146	A	Radford	46 60	
												163	A	Charlotte	53 70	
												174	A	Mercer	47 61	
												194	H	Hampton	58 61	
												240	H	Campbell	60 52	
												244	A	Gardner-Webb	59 69	
												250	A	Furman	47 58	
												259	H	ETSU	56 55	
												273	H	Wofford	60 46	
												328	H	Western Caro.	74 49	
												342	A	USC Upstate	93 86	
												346	H	Longwood	80 55	

LAST 12 Division I GAMES:																
				194	H	Hampton	58 61			346	H	Longwood	80 55			
				146	A	Radford	46 60			139	H	High Point	67 56			
				174	A	Mercer	47 61			342	A	USC Upstate	93 86			
				73	A	Middle Tenn.	46 67			240	H	Campbell	60 52			
				113	A	Tennessee Tech	53 60			244	A	Gardner-Webb	59 69			
				259	H	ETSU	56 55			250	A	Furman	47 58			

Non-Div I Games: Warren Wilson 92 31

UNC Asheville

Average RPI Win:	225	WON-LOST	WINNING	LAST 10	STRENGTH OF	OPP. STRENGTH	TEAM	ADJ.	CONF.	ADJ CONF.
Average RPI Loss:	193	RECORD	PCT. RANK	GAMES	SCHEDULE	OF SCHEDULE	RPI	RPI	RPI	RPI

DIV. I ONLY	3- 12	307	3-7	253	267	318	318	24	24
DIV. I NON-CONF.	2- 9	297	0- 0	262	210	313	313	25	25

TOTALS	RPI 1-25	RPI 26-50	W-L RECORDS	RPI 51-100	RPI 101-150	RPI 150+			
3- 12	0- 0	0- 1	OVERALL	0- 1	0- 2	3- 8			
2- 2	0- 0	0- 0	HOME	0- 0	0- 0	2- 2			
0- 9	0- 0	0- 1	AWAY	0- 0	0- 2	0- 6			
1- 1	0- 0	0- 0	NEUTRAL	0- 1	0- 0	1- 0			
2- 9	0- 0	0- 1	NON-CONFERENCE	0- 1	0- 2	2- 5			
1- 1	0- 0	0- 0	HOME	0- 0	0- 0	1- 1			
0- 7	0- 0	0- 1	AWAY	0- 0	0- 2	0- 4			
1- 1	0- 0	0- 0	NEUTRAL	0- 1	0- 0	1- 0			
1- 3	0- 0	0- 0	CONFERENCE	0- 0	0- 0	1- 3			
1- 1	0- 0	0- 0	HOME	0- 0	0- 0	1- 1			
0- 2	0- 0	0- 0	AWAY	0- 0	0- 0	0- 2			
0- 0	0- 0	0- 0	NEUTRAL	0- 0	0- 0	0- 0			

RPI S Opponent	Score	RPI S Opponent	Score	RPI S Opponent	Score	RPI S Opponent	Score
43 A North Carolina	62 83	88 N Seton Hall	64 71	103 A Appalachian St.	65 68	139 A High Point	75 82
				165 A Georgia St.	63 70	174 H Mercer	58 71
				188 N Eastern Mich.	49 44	215 H Coastal Caro.	71 78
				221 H Samford	55 54	240 A Campbell	49 53
				250 A Furman	61 64	267 H Liberty	48 45
				273 A Wofford	66 93	280 A Richmond	48 59
				349 A N.C. Central	57 66	349 A N.C. Central	57 66

Team's RPI: 318							

LAST 12 Division I GAMES:							
215 H Coastal Caro.	71 78	174 H Mercer	58 71	221 H Samford	55 54	273 A Wofford	66 93
88 N Seton Hall	64 71	250 A Furman	61 64	280 A Richmond	48 59	349 A N.C. Central	57 66
188 N Eastern Mich.	49 44	139 A High Point	75 82				
267 H Liberty	48 45						
43 A North Carolina	62 83						

Non-Div I Games:	Pfeiffer	92 23	UNC Pembroke	72 32	Lees-McRae	92 36	Young Harris	62 29
UNC Greensboro								

UNCW		Average RPI Win: 247	WON-LOST RECORD	WINNING PCT. RANK	LAST 10 GAMES	STRENGTH OF SCHEDULE	OPP. STRENGTH OF SCHEDULE	TEAM RPI	ADJ. RPI	CONF. RPI	ADJ CONF. RPI
		Average RPI Loss: 110									
DIV. I ONLY		9- 6		118	6-4	224	236	134	134	10	10
DIV. I NON-CONF.		5- 4		139	0- 0	270	298	179	179	13	13

TOTALS	RPI 1-25		RPI 26-50		W-L RECORDS	RPI 51-100		RPI 101-150		RPI 150+	
9- 6	0- 0		1- 2		OVERALL	0- 0		1- 3		7- 1	
6- 0	0- 0		1- 0		HOME	0- 0		1- 0		4- 0	
3- 6	0- 0		0- 2		AWAY	0- 0		0- 3		3- 1	
0- 0	0- 0		0- 0		NEUTRAL	0- 0		0- 0		0- 0	
5- 4	0- 0		0- 2		NON-CONFERENCE	0- 0		0- 2		5- 0	
3- 0	0- 0		0- 0		HOME	0- 0		0- 0		3- 0	
2- 4	0- 0		0- 2		AWAY	0- 0		0- 2		2- 0	
0- 0	0- 0		0- 0		NEUTRAL	0- 0		0- 0		0- 0	
4- 2	0- 0		1- 0		CONFERENCE	0- 0		1- 1		2- 1	
3- 0	0- 0		1- 0		HOME	0- 0		1- 0		1- 0	
1- 2	0- 0		0- 0		AWAY	0- 0		0- 1		1- 1	
0- 0	0- 0		0- 0		NEUTRAL	0- 0		0- 0		0- 0	

RPI 1-25				RPI 26-50				RPI 51-100				RPI 101+ Team's RPI: 134			
RPI	S	Opponent	Score	RPI	S	Opponent	Score	RPI	S	Opponent	Score	RPI	S	Opponent	Score
				33	A	Ohio	72 95					101	H	Towson	77 73
				43	A	North Carolina	55 82					116	A	Pittsburgh	56 60
				49	H	James Madison	66 63					137	A	VCU	47 58
												148	A	William & Mary	64 70
												181	A	Delaware	53 65
												193	A	Elon	75 70
												224	A	East Carolina	71 68
												291	H	Col. of Charleston	71 49
												327	H	Presbyterian	63 48
												339	H	Grand Canyon	77 55
												346	H	Longwood	35 33
												349	A	N. C. Central	89 82

LAST 12 Division I GAMES:															
				291	H	Col. of Charleston	71 49	181	A	Delaware	53 65				
				224	A	East Carolina	71 68	101	H	Towson	77 73				
				346	H	Longwood	35 33	49	H	James Madison	66 63				
				116	A	Pittsburgh	56 60	193	A	Elon	75 70				
				43	A	North Carolina	55 82	148	A	William & Mary	64 70				
				137	A	VCU	47 58	349	A	N. C. Central	89 82				

Non-Div I Games: Fayetteville St. 72 54 Belmont Abbey 74 58

UNCW

■ Loss,
 ■ Non-Conf,
 ■ S Site,
 ■ Home
 ■ Away
 N Neutral

Average RPI Win:	224	WON-LOST	WINNING	LAST 10	STRENGTH OF	OPP. STRENGTH	TEAM	ADJ.	CONF.	ADJ CONF.
Average RPI Loss:	61	RECORD	PCT. RANK	GAMES	SCHEDULE	OF SCHEDULE	RPI	RPI	RPI	RPI
DIV. I ONLY	10- 7	123	6-4	84	140	79	79	12	12	
DIV. I NON-CONF.	6- 5	143	0- 1	68	53	67	67	14	14	

TOTALS	RPI 1-25	RPI 26-50	W-L RECORDS	RPI 51-100	RPI 101-150	RPI 150+				
10- 7	0- 3	0- 1	OVERALL	1- 1	1- 1	8- 1				
6- 1	0- 1	0- 0	HOME	1- 0	0- 0	5- 0				
4- 5	0- 2	0- 1	AWAY	0- 0	1- 1	3- 1				
0- 1	0- 0	0- 0	NEUTRAL	0- 1	0- 0	0- 0				
6- 5	0- 2	0- 1	NON-CONFERENCE	1- 1	1- 1	4- 0				
4- 0	0- 0	0- 0	HOME	1- 0	0- 0	3- 0				
2- 4	0- 2	0- 1	AWAY	0- 0	1- 1	1- 0				
0- 1	0- 0	0- 0	NEUTRAL	0- 1	0- 0	0- 0				
4- 2	0- 1	0- 0	CONFERENCE	0- 0	0- 0	4- 1				
2- 1	0- 1	0- 0	HOME	0- 0	0- 0	2- 0				
2- 1	0- 0	0- 0	AWAY	0- 0	0- 0	2- 1				
0- 0	0- 0	0- 0	NEUTRAL	0- 0	0- 0	0- 0				

RPI 1-25				RPI 26-50				RPI 51-100 Team's RPI: 79				RPI 101+			
RPI	S	Opponent	Score	RPI	S	Opponent	Score	RPI	S	Opponent	Score	RPI	S	Opponent	Score
10	A	Iowa	57 83	42	A	Kansas St.	62 72	61	N	Boise St.	60 61	110	A	Northern Ill.	59 70
11	A	Marquette	61 102					68	H	Creighton	65 55	138	A	IUPUI	53 40
13	H	Drake	64 88									167	A	Bradley	81 78
												181	H	Delaware	79 67
												182	A	Illinois St.	64 66
												220	H	North Dakota	64 60
												226	H	Loyola Chicago	64 52
												268	A	Long Beach St.	71 64
												309	H	Valparaiso	71 52
												317	H	Omaha	79 50
												341	A	Evansville	74 46

LAST 12 Division I GAMES:															
309	H	Valparaiso	71 52	110	A	Northern Ill.	59 70	11	A	Marquette	61 102				
167	A	Bradley	81 78	341	A	Evansville	74 46	13	H	Drake	64 88				
182	A	Illinois St.	64 66	226	H	Loyola Chicago	64 52	220	H	North Dakota	64 60				
42	A	Kansas St.	62 72												
317	H	Omaha	79 50												
10	A	Iowa	57 83												

Non-Div I Games: Minnesota St. 73 56

UNI

Average RPI Win:	220	WON-LOST	WINNING	LAST 10	STRENGTH OF	OPP. STRENGTH	TEAM	ADJ.	CONF.	ADJ CONF.
Average RPI Loss:	122	RECORD	PCT. RANK	GAMES	SCHEDULE	OF SCHEDULE	RPI	RPI	RPI	RPI
DIV. I ONLY	5- 12	268	4-6	92	157	216	216	13	13	
DIV. I NON-CONF.	2- 9	297	0- 1	84	197	271	271	12	12	

TOTALS	RPI 1-25	RPI 26-50	W-L RECORDS	RPI 51-100	RPI 101-150	RPI 150+				
5- 12	0- 1	1- 2	OVERALL	0- 4	0- 2	4- 3				
4- 5	0- 1	1- 1	HOME	0- 2	0- 0	3- 1				
1- 7	0- 0	0- 1	AWAY	0- 2	0- 2	1- 2				
0- 0	0- 0	0- 0	NEUTRAL	0- 0	0- 0	0- 0				
2- 9	0- 1	0- 1	NON-CONFERENCE	0- 3	0- 2	2- 2				
2- 5	0- 1	0- 1	HOME	0- 2	0- 0	2- 1				
0- 4	0- 0	0- 0	AWAY	0- 1	0- 2	0- 1				
0- 0	0- 0	0- 0	NEUTRAL	0- 0	0- 0	0- 0				
3- 3	0- 0	1- 1	CONFERENCE	0- 1	0- 0	2- 1				
2- 0	0- 0	1- 0	HOME	0- 0	0- 0	1- 0				
1- 3	0- 0	0- 1	AWAY	0- 1	0- 0	1- 1				
0- 0	0- 0	0- 0	NEUTRAL	0- 0	0- 0	0- 0				

RPI 1-25				RPI 26-50				RPI 51-100				RPI 101+ Team's RPI: 216			
RPI	S	Opponent	Score	RPI	S	Opponent	Score	RPI	S	Opponent	Score	RPI	S	Opponent	Score
14	H	Gonzaga	59 70	46	H	Southern Cal i forn i a	72 86	51	A	Duke	38 66	140	A	Portland St.	49 58
				47	A	New Mexi co	77 80	73	H	Mi dd l e Tenn.	62 66	150	A	UC I rvi ne	55 57
				47	H	New Mexi co	66 57	77	A	Wyomi ng	62 90	211	H	Fl ori da	56 53
								82	H	Wright St.	52 68	214	A	Colorado St.	49 52
												219	H	Ai r Force	66 56
												257	H	Hawai i	61 66
												302	H	UC Santa Barbara	69 51
												312	A	South Carolina St.	49 58
												321	A	San Jose St.	53 43

LAST 12 Division I GAMES:															
219	H	Ai r Force	66 56	312	A	South Carolina St.	49 58	211	H	Fl ori da	56 53	73	H	Mi dd l e Tenn.	62 66
47	H	New Mexico	66 57	47	A	New Mexico	77 80	321	A	San Jose St.	53 43	51	A	Duke	38 66
77	A	Wyoming	62 90												
214	A	Colorado St.	49 52												
257	H	Hawai i	61 66												
140	A	Portland St.	49 58												

Non-Div I Games:

UNLV

Average RPI Win:	314	WON-LOST	WINNING	LAST 10	STRENGTH OF	OPP. STRENGTH	TEAM	ADJ.	CONF.	ADJ CONF.
Average RPI Loss:	237	RECORD	PCT. RANK	GAMES	SCHEDULE	OF SCHEDULE	RPI	RPI	RPI	RPI
DIV. I ONLY	2- 12	328	3-7	331	341	342	342	28	28	
DIV. I NON-CONF.	1- 7	319	0- 0	330	338	341	341	29	29	

TOTALS	RPI 1-25	RPI 26-50	W-L RECORDS	RPI 51-100	RPI 101-150	RPI 150+				
2- 12	0- 0	0- 0	OVERALL	0- 2	0- 1	2- 9				
0- 3	0- 0	0- 0	HOME	0- 0	0- 1	0- 2				
2- 9	0- 0	0- 0	AWAY	0- 2	0- 0	2- 7				
0- 0	0- 0	0- 0	NEUTRAL	0- 0	0- 0	0- 0				
1- 7	0- 0	0- 0	NON-CONFERENCE	0- 2	0- 0	1- 5				
0- 0	0- 0	0- 0	HOME	0- 0	0- 0	0- 0				
1- 7	0- 0	0- 0	AWAY	0- 2	0- 0	1- 5				
0- 0	0- 0	0- 0	NEUTRAL	0- 0	0- 0	0- 0				
1- 5	0- 0	0- 0	CONFERENCE	0- 0	0- 1	1- 4				
0- 3	0- 0	0- 0	HOME	0- 0	0- 1	0- 2				
1- 2	0- 0	0- 0	AWAY	0- 0	0- 0	1- 2				
0- 0	0- 0	0- 0	NEUTRAL	0- 0	0- 0	0- 0				

RPI 1-25				RPI 26-50				RPI 51-100				RPI 101+				Team's RPI: 342
RPI	S	Opponent	Score	RPI	S	Opponent	Score	RPI	S	Opponent	Score	RPI	S	Opponent	Score	
								81	A	Virginia Tech	45 96	139	H	High Point	61 87	
								84	A	Nebraska	64 87	200	H	UNC Asheville	86 93	
												224	A	East Carolina	53 63	
												244	A	Gardner-Webb	72 92	
												250	A	Furman	67 78	
												278	A	Winthrop	76 50	
												312	A	South Carolina St.	66 71	
												317	A	Omaha	69 96	
												327	A	Presbyterian	54 70	
												328	A	Western Caro.	64 68	
												336	H	Charleston So.	75 78	
												349	A	N. C. Central	82 63	
LAST 12 Division I GAMES:																
139	H	High Point	61 87	244	A	Gardner-Webb	72 92									
224	A	East Carolina	53 63	336	H	Charleston So.	75 78									
328	A	Western Caro.	64 68	200	H	UNC Asheville	86 93									
312	A	South Carolina St.	66 71	327	A	Presbyterian	54 70									
349	A	N. C. Central	82 63	278	A	Winthrop	76 50									
250	A	Furman	67 78	84	A	Nebraska	64 87									

Non-Div I Games: Brevard 71 53 Converse 69 51 UNKNOWN 101 53

USC Upstate

Average RPI Win: 219

Average RPI Loss: 95

WON-LOST
RECORDWINNING
PCT. RANKLAST 10
GAMESSTRENGTH OF
SCHEDULEOPP. STRENGTH
OF SCHEDULETEAM
RPIADJ.
RPICONF.
RPIADJ CONF.
RPIDIV. I ONLY
DIV. I NON-CONF.13- 5
8- 357
727-3
0- 0276
288108
124126
147126
14714
1514
15

TOTALS

RPI 1-25

RPI 26-50

W-L RECORDS

RPI 51-100

RPI 101-150

RPI 150+

13- 5

0- 0

0- 1

OVERALL

0- 2

2- 1

11- 1

6- 2

0- 0

0- 1

HOME

0- 1

1- 0

5- 0

7- 3

0- 0

0- 0

AWAY

0- 1

1- 1

6- 1

0- 0

0- 0

0- 0

NEUTRAL

0- 0

0- 0

0- 0

8- 3

0- 0

0- 1

NON-CONFERENCE

0- 1

1- 1

7- 0

3- 2

0- 0

0- 1

HOME

0- 1

0- 0

3- 0

5- 1

0- 0

0- 0

AWAY

0- 0

1- 1

4- 0

0- 0

0- 0

0- 0

NEUTRAL

0- 0

0- 0

0- 0

5- 2

0- 0

0- 0

CONFERENCE

0- 1

1- 0

4- 1

3- 0

0- 0

0- 0

HOME

0- 0

1- 0

2- 0

2- 2

0- 0

0- 0

AWAY

0- 1

0- 0

2- 1

0- 0

0- 0

0- 0

NEUTRAL

0- 0

0- 0

0- 0

RPI 1-25

RPI 26-50

RPI 51-100

RPI 101+

Team's RPI: 126

RPI S Opponent Score

RPI S Opponent Score

RPI S Opponent Score

RPI S Opponent Score

46 H Southern California 61 73

55 H Arkansas 65 66

89 A Little Rock 65 68

103 H Appalachian St. 99 94

118 A Houston 65 61

120 A Fresno St. 61 70

160 H Grambling 78 54

165 A Georgia St. 48 50

169 A Oral Roberts 80 62

170 A Arkansas St. 100 73

208 A SMU 66 41

215 H Coastal Caro. 79 53

235 A San Francisco 80 73

265 H UTSA 53 48

282 A Ga. Southern 74 53

282 H Ga. Southern 81 48

305 A Incarnate Word 97 49

334 H Jackson St. 99 63

LAST 12 Division I GAMES:

282 A Ga. Southern 74 53

165 A Georgia St. 48 50

208 A SMU 66 41

46 H Southern California 61 73

265 H UTSA 53 48

118 A Houston 65 61

282 H Ga. Southern 81 48

89 A Little Rock 65 68

170 A Arkansas St. 100 73

215 H Coastal Caro. 79 53

103 H Appalachian St. 99 94

169 A Oral Roberts 80 62

U
T
A
r
l
i
n
g
t
o
nU
T
A
r
l
i
n
g
t
o
n

Non-Div I Games:

UT Arlington

Loss, Non-Conf, S Site, H Home A Away N Neutral

UT Martin				Through Games Of Jan. 25, 2019							
Average RPI	Win:	243	WON-LOST	WINNING	LAST 10	STRENGTH OF	OPP. STRENGTH	TEAM	ADJ.	CONF.	ADJ CONF.
Average RPI	Loss:	121	RECORD	PCT. RANK	GAMES	SCHEDULE	OF SCHEDULE	RPI	RPI	RPI	RPI
DIV. I ONLY			11- 5	75	8-2	293	154	133	133	22	22
DIV. I NON-CONF.			6- 3	91	0- 0	234	62	88	88	20	20

TOTALS		RPI 1-25		RPI 26-50	W-L RECORDS	RPI 51-100		RPI 101-150		RPI 150+	
11- 5		0- 1		0- 0	OVERALL	0- 1		1- 2		10- 1	
7- 0		0- 0		0- 0	HOME	0- 0		0- 0		7- 0	
4- 5		0- 1		0- 0	AWAY	0- 1		1- 2		3- 1	
0- 0		0- 0		0- 0	NEUTRAL	0- 0		0- 0		0- 0	
6- 3		0- 1		0- 0	NON-CONFERENCE	0- 1		1- 1		5- 0	
4- 0		0- 0		0- 0	HOME	0- 0		0- 0		4- 0	
2- 3		0- 1		0- 0	AWAY	0- 1		1- 1		1- 0	
0- 0		0- 0		0- 0	NEUTRAL	0- 0		0- 0		0- 0	
5- 2		0- 0		0- 0	CONFERENCE	0- 0		0- 1		5- 1	
3- 0		0- 0		0- 0	HOME	0- 0		0- 0		3- 0	
2- 2		0- 0		0- 0	AWAY	0- 0		0- 1		2- 1	
0- 0		0- 0		0- 0	NEUTRAL	0- 0		0- 0		0- 0	

RPI 1-25				RPI 26-50				RPI 51-100				RPI 101+ Team's RPI: 133			
RPI	S	Opponent	Score	RPI	S	Opponent	Score	RPI	S	Opponent	Score	RPI	S	Opponent	Score
3	A	Louisville	62 102					69	A	Northwestern	64 90	132	A	Chattanooga	81 79
												138	A	IUPUI	72 73
												141	A	Morehead St.	75 85
												166	H	Southern Ill.	95 94
												170	H	Arkansas St.	97 91
												202	A	Southeast Mo. St.	80 73
												221	H	Samford	89 68
												254	A	Eastern Ill.	71 77
												254	H	Eastern Ill.	90 66
												286	H	Murray St.	75 67
												294	H	Mississippi Val.	110 51
												304	H	Austin Peay	74 65
												324	A	Eastern Ky.	87 61
												325	A	Lipscomb	62 53

LAST 12 Division I GAMES:															
202	A	Southeast Mo. St.	80 73	254	H	Eastern Ill.	90 66	141	A	Morehead St.	75 85	324	A	Eastern Ky.	87 61
254	A	Eastern Ill.	71 77	304	H	Austin Peay	74 65	286	H	Murray St.	75 67	69	A	Northwestern	64 90
294	H	Mississippi Val.	110 51												
325	A	Lipscomb	62 53												
3	A	Louisville	62 102												
132	A	Chattanooga	81 79												

U
T
E
P

UTEP				Through Games Of Jan. 25, 2019						
Average RPI Win: 285		WON-LOST RECORD	WINNING PCT. RANK	LAST 10 GAMES	STRENGTH OF SCHEDULE	OPP. STRENGTH OF SCHEDULE	TEAM RPI	ADJ. RPI	CONF. RPI	ADJ CONF. RPI
Average RPI Loss: 141										
DIV. I ONLY		4- 15	305	2-8	87	315	266	266	15	15
DIV. I NON-CONF.		3- 10	278	0- 0	154	332	298	298	18	18

TOTALS		RPI 1-25	RPI 26-50	W-L RECORDS		RPI 51-100	RPI 101-150	RPI 150+		
4- 15		0- 0	0- 2	OVERALL		0- 3	0- 3	4- 7		
2- 7		0- 0	0- 0	HOME		0- 1	0- 2	2- 4		
1- 7		0- 0	0- 2	AWAY		0- 2	0- 1	1- 2		
1- 1		0- 0	0- 0	NEUTRAL		0- 0	0- 0	1- 1		
3- 10		0- 0	0- 2	NON-CONFERENCE		0- 0	0- 2	3- 6		
2- 5		0- 0	0- 0	HOME		0- 0	0- 1	2- 4		
0- 4		0- 0	0- 2	AWAY		0- 0	0- 1	0- 1		
1- 1		0- 0	0- 0	NEUTRAL		0- 0	0- 0	1- 1		
1- 5		0- 0	0- 0	CONFERENCE		0- 3	0- 1	1- 1		
0- 2		0- 0	0- 0	HOME		0- 1	0- 1	0- 0		
1- 3		0- 0	0- 0	AWAY		0- 2	0- 0	1- 1		
0- 0		0- 0	0- 0	NEUTRAL		0- 0	0- 0	0- 0		

U
T
E
P

RPI 1-25				RPI 26-50				RPI 51-100				RPI 101+ Team's RPI: 266			
RPI	S	Opponent	Score	RPI	S	Opponent	Score	RPI	S	Opponent	Score	RPI	S	Opponent	Score
47	A	New Mexico	51 69	58	A	Old Domini on	59 78	130	A	Tul sa	45 66				
50	A	Ari zona	40 62	73	H	Mi ddle Tenn.	49 79	140	H	Portland St.	61 89				
				78	A	Ri ce	42 76	147	H	UAB	48 74				
								170	H	Arkansas St.	66 67				
								172	H	Abil ene Chri stian	69 70				
								179	H	New Mexi co St.	65 69				
								180	N	Akron	57 64				
								186	A	North Texas	51 70				
								201	H	Ni chol l s St.	56 58				
								242	N	Western Ill.	84 72				
								265	A	UTSA	73 60				
								284	H	CSU Bakersfi eld	53 47				
								311	A	Weber St.	63 68				
								350	H	Al corn	77 51				
LAST 12 Di vi sion I GAMES:															
265	A	UTSA	73 60	58	A	Old Domi ni on	59 78								
130	A	Tul sa	45 66	73	H	Mi ddle Tenn.	49 79								
180	N	Akron	57 64	147	H	UAB	48 74								
242	N	Western Ill.	84 72	78	A	Ri ce	42 76								
50	A	Ari zona	40 62	186	A	North Texas	51 70								
140	H	Portland St.	61 89	47	A	New Mexi co	51 69								

Non-Div I Games:

UTEP

Average RPI Win: **283**
 Average RPI Loss: **171**

WON-LOST
RECORD

WINNING
PCT. RANK

LAST 10
GAMES

STRENGTH OF
SCHEDULE

OPP. STRENGTH
OF SCHEDULE

TEAM
RPI

ADJ.
RPI

CONF.
RPI

ADJ CONF.
RPI

DIV. I ONLY	7- 9	210	4-6	280	241	255	255	30	30
DIV. I NON-CONF.	4- 7	228	0- 0	171	170	218	218	30	30
TOTALS	RPI 1-25	RPI 26-50	W-L RECORDS	RPI 51-100	RPI 101-150	RPI 150+			
7- 9	0- 3	0- 0	OVERALL	0- 0	0- 0	7- 6			
4- 4	0- 1	0- 0	HOME	0- 0	0- 0	4- 3			
3- 5	0- 2	0- 0	AWAY	0- 0	0- 0	3- 3			
0- 0	0- 0	0- 0	NEUTRAL	0- 0	0- 0	0- 0			
4- 7	0- 3	0- 0	NON-CONFERENCE	0- 0	0- 0	4- 4			
2- 3	0- 1	0- 0	HOME	0- 0	0- 0	2- 2			
2- 4	0- 2	0- 0	AWAY	0- 0	0- 0	2- 2			
0- 0	0- 0	0- 0	NEUTRAL	0- 0	0- 0	0- 0			
3- 2	0- 0	0- 0	CONFERENCE	0- 0	0- 0	3- 2			
2- 1	0- 0	0- 0	HOME	0- 0	0- 0	2- 1			
1- 1	0- 0	0- 0	AWAY	0- 0	0- 0	1- 1			
0- 0	0- 0	0- 0	NEUTRAL	0- 0	0- 0	0- 0			

RPI	S	Opponent	Score	RPI	S	Opponent	Score	RPI	S	Opponent	Score	RPI	S	Opponent	Score	Team's RPI: 255
2	A	Baylor	37 98									183	A	Massachusetts	70 74	
22	A	Texas A&M	61 84									210	H	Prairie View	57 50	
23	H	Texas	66 81									238	H	Utah Valley	55 57	
												247	H	Texas Southern	55 69	
												258	H	Louisiana	75 60	
												265	A	UTSA	58 61	
												270	H	California Baptist	60 56	
												274	A	A&M-Corpus Christi	70 57	
												274	H	A&M-Corpus Christi	49 59	
												284	A	CSU Bakersfield	63 68	
												295	A	Canisius	57 53	
												337	H	Seattle U	69 56	
												339	A	Grand Canyon	66 50	
LAST 12 Division I GAMES:																
2	A	Baylor	37 98	337	H	Seattle U	69 56									
22	A	Texas A&M	61 84	238	H	Utah Valley	55 57									
23	H	Texas	66 81	339	A	Grand Canyon	66 50									
247	H	Texas Southern	55 69	284	A	CSU Bakersfield	63 68									
274	A	A&M-Corpus Christi	70 57	270	H	California Baptist	60 56									
258	H	Louisiana	75 60	210	H	Prairie View	57 50									

Non-Div I Games: Texas Lutheran 82 38 UNKNOWN 74 43

UTRGV

Loss, Non-Conf, S Site, H Home A Away N Neutral

Average RPI Win:	250	WON-LOST	WINNING	LAST 10	STRENGTH OF	OPP. STRENGTH	TEAM	ADJ.	CONF.	ADJ CONF.
Average RPI Loss:	145	RECORD	PCT. RANK	GAMES	SCHEDULE	OF SCHEDULE	RPI	RPI	RPI	RPI
DIV. I ONLY	4- 12	289	3-7	108	258	265	265	15	15	
DIV. I NON-CONF.	3- 7	256	0- 0	182	265	290	290	18	18	

TOTALS	RPI 1-25	RPI 26-50	W-L RECORDS	RPI 51-100	RPI 101-150	RPI 150+				
4- 12	0- 1	0- 0	OVERALL	0- 3	0- 3	4- 5				
3- 6	0- 0	0- 0	HOME	0- 1	0- 2	3- 3				
1- 5	0- 1	0- 0	AWAY	0- 2	0- 1	1- 1				
0- 1	0- 0	0- 0	NEUTRAL	0- 0	0- 0	0- 1				
3- 7	0- 1	0- 0	NON-CONFERENCE	0- 1	0- 2	3- 3				
3- 3	0- 0	0- 0	HOME	0- 0	0- 1	3- 2				
0- 3	0- 1	0- 0	AWAY	0- 1	0- 1	0- 0				
0- 1	0- 0	0- 0	NEUTRAL	0- 0	0- 0	0- 1				
1- 5	0- 0	0- 0	CONFERENCE	0- 2	0- 1	1- 2				
0- 3	0- 0	0- 0	HOME	0- 1	0- 1	0- 1				
1- 2	0- 0	0- 0	AWAY	0- 1	0- 0	1- 1				
0- 0	0- 0	0- 0	NEUTRAL	0- 0	0- 0	0- 0				

RPI 1-25				RPI 26-50				RPI 51-100				RPI 101+ Team's RPI: 265			
RPI	S	Opponent	Score	RPI	S	Opponent	Score	RPI	S	Opponent	Score	RPI	S	Opponent	Score
23	A	Texas	54 98					73	H	Middle Tenn.	52 72	126	A	UT Arlington	48 53
								78	A	Rice	54 85	138	H	IUPUI	50 58
								88	A	Seton Hall	53 84	147	H	UAB	42 59
												154	H	Texas St.	60 68
												159	H	Utah St.	56 62
												163	A	Charlotte	54 66
												186	A	North Texas	57 54
												249	H	San Diego	87 77
												255	H	UTRGV	61 58
												266	H	UTEP	60 73
												311	H	Weber St.	66 59
												320	N	UMBC	58 72
LAST 12 Division I GAMES:															
266	H	UTEP	60 73	163	A	Charlotte	54 66								
126	A	UT Arlington	48 53	147	H	UAB	42 59								
249	H	San Diego	87 77	73	H	Middle Tenn.	52 72								
159	H	Utah St.	56 62	186	A	North Texas	57 54								
23	A	Texas	54 98	78	A	Rice	54 85								
311	H	Weber St.	66 59	138	H	IUPUI	50 58								

Non-Div I Games: Concordia (TX) 78 51 Tex. A&M-Kingsville 86 55

UTSA

Average RPI	Win:	166	WON-LOST	WINNING	LAST 10	STRENGTH OF	OPP. STRENGTH	TEAM	ADJ.	CONF.	ADJ CONF.
Average RPI	Loss:	15	RECORD	PCT. RANK	GAMES	SCHEDULE	OF SCHEDULE	RPI	RPI	RPI	RPI
DIV. I ONLY		17- 1	5	9-1	220	24	39	39	2	2	
DIV. I NON-CONF.		11- 0	1	1- 0	323	91	65	65	2	2	

TOTALS	RPI 1-25		RPI 26-50		W-L RECORDS		RPI 51-100		RPI 101-150		RPI 150+
17- 1	1- 1		2- 0		OVERALL		1- 0		5- 0		8- 0
10- 1	1- 1		2- 0		HOME		0- 0		3- 0		4- 0
5- 0	0- 0		0- 0		AWAY		1- 0		2- 0		2- 0
2- 0	0- 0		0- 0		NEUTRAL		0- 0		0- 0		2- 0
11- 0	1- 0		0- 0		NON-CONFERENCE		0- 0		2- 0		8- 0
7- 0	1- 0		0- 0		HOME		0- 0		2- 0		4- 0
2- 0	0- 0		0- 0		AWAY		0- 0		0- 0		2- 0
2- 0	0- 0		0- 0		NEUTRAL		0- 0		0- 0		2- 0
6- 1	0- 1		2- 0		CONFERENCE		1- 0		3- 0		0- 0
3- 1	0- 1		2- 0		HOME		0- 0		1- 0		0- 0
3- 0	0- 0		0- 0		AWAY		1- 0		2- 0		0- 0
0- 0	0- 0		0- 0		NEUTRAL		0- 0		0- 0		0- 0

RPI 1-25				RPI 26-50				Team's RPI: 39	RPI 51-100				RPI 101+			
RPI	S	Opponent	Score	RPI	S	Opponent	Score		RPI	S	Opponent	Score	RPI	S	Opponent	Score
15	H	Arizona St.	63 65	32	H	California	87 74		94	A	Washington St.	72 68	106	H	Idaho St.	74 60
20	H	BYU	78 67	50	H	Arizona	80 64						115	A	Washington	58 43
													119	H	Alabama	72 62
													123	A	Colorado	76 61
													123	H	Colorado	78 59
													173	A	Eastern Wash.	95 51
													211	N	Florida	74 58
													237	A	Nevada	74 52
													238	H	Utah Valley	85 47
													257	N	Hawaii	73 48
													268	H	Long Beach St.	82 59
													311	H	Weber St.	77 56
													337	H	Seattle U	89 62

LAST 12 Division I GAMES:																
50	H	Arizona	80 64	257	N	Hawaii	73 48									
15	H	Arizona St.	63 65	32	H	California	87 74									
123	A	Colorado	76 61	123	H	Colorado	78 59									
211	N	Florida	74 58	115	A	Washington	58 43									
311	H	Weber St.	77 56	94	A	Washington St.	72 68									
20	H	BYU	78 67	238	H	Utah Valley	85 47									

Non-Div I Games:

Utah

Average RPI Win: 206

Average RPI Loss: 104

WON-LOST
RECORDWINNING
PCT. RANKLAST 10
GAMESSTRENGTH OF
SCHEDULEOPP. STRENGTH
OF SCHEDULETEAM
RPIADJ.
RPICONF.
RPIADJ CONF.
RPIDIV. I ONLY
DIV. I NON-CONF.9- 7
4- 6136
2128-2
0- 0222
13948
17159
177159
17713
1213
12

TOTALS

RPI 1-25

RPI 26-50

W-L RECORDS

RPI 51-100

RPI 101-150

RPI 150+

9- 7

0- 2

0- 1

OVERALL

2- 0

0- 3

7- 1

4- 3

0- 2

0- 0

HOME

1- 0

0- 0

3- 1

5- 2

0- 0

0- 0

AWAY

1- 0

0- 2

4- 0

0- 2

0- 0

0- 1

NEUTRAL

0- 0

0- 1

0- 0

4- 6

0- 2

0- 1

NON-CONFERENCE

1- 0

0- 2

3- 1

1- 3

0- 2

0- 0

HOME

0- 0

0- 0

1- 1

3- 1

0- 0

0- 0

AWAY

1- 0

0- 1

2- 0

0- 2

0- 0

0- 1

NEUTRAL

0- 0

0- 1

0- 0

5- 1

0- 0

0- 0

CONFERENCE

1- 0

0- 1

4- 0

3- 0

0- 0

0- 0

HOME

1- 0

0- 0

2- 0

2- 1

0- 0

0- 0

AWAY

0- 0

0- 1

2- 0

0- 0

0- 0

0- 0

NEUTRAL

0- 0

0- 0

0- 0

RPI 1-25

RPI 26-50

RPI 51-100

RPI 101+

Team's RPI: 159

RPI	S	Opponent	Score
4	H	Oregon	58 88
20	H	BYU	57 62

RPI	S	Opponent	Score
46	N	Southern California	46 55

RPI	S	Opponent	Score
77	H	Wyoming	50 42
94	A	Washington St.	72 61

RPI	S	Opponent	Score
120	A	Fresno St.	59 70
123	N	Colorado	68 78
144	A	Portland	54 61
186	A	North Texas	57 41
214	A	Colorado St.	72 53
219	A	Air Force	48 44
237	H	Nevada	79 76
238	H	Utah Valley	67 62
265	A	UTSA	62 56
268	H	Long Beach St.	48 50
321	H	San Jose St.	82 49

LAST 12 Division I GAMES:

237	H	Nevada	79 76	214	A	Colorado St.	72 53
268	H	Long Beach St.	48 50	321	H	San Jose St.	82 49
238	H	Utah Valley	67 62	77	H	Wyoming	50 42
186	A	North Texas	57 41	120	A	Fresno St.	59 70
265	A	UTSA	62 56	219	A	Air Force	48 44
144	A	Portland	54 61	123	N	Colorado	68 78

Non-Div I Games:

Northern N.M.

106 35

Utah St.

Loss,
 Non-Conf,
 S Site,
 H Home
A Away
 N Neutral

Utah Valley

Through Games Of Jan. 25, 2019

Average RPI Win:	288	WON-LOST	WINNING	LAST 10	STRENGTH OF	OPP. STRENGTH	TEAM	ADJ.	CONF.	ADJ CONF.
Average RPI Loss:	140	RECORD	PCT. RANK	GAMES	SCHEDULE	OF SCHEDULE	RPI	RPI	RPI	RPI

DIV. I ONLY	7- 9	210	6-4	249	276	238	238	30	30
DIV. I NON-CONF.	3- 7	256	0- 0	161	212	270	270	30	30
TOTALS	RPI 1-25	RPI 26-50	W-L RECORDS	RPI 51-100	RPI 101-150	RPI 150+			
7- 9	0- 1	0- 1	OVERALL	0- 0	0- 2	7- 5			
5- 3	0- 1	0- 0	HOME	0- 0	0- 1	5- 1			
2- 6	0- 0	0- 1	AWAY	0- 0	0- 1	2- 4			
0- 0	0- 0	0- 0	NEUTRAL	0- 0	0- 0	0- 0			
3- 7	0- 1	0- 1	NON-CONFERENCE	0- 0	0- 2	3- 3			
3- 2	0- 1	0- 0	HOME	0- 0	0- 1	3- 0			
0- 5	0- 0	0- 1	AWAY	0- 0	0- 1	0- 3			
0- 0	0- 0	0- 0	NEUTRAL	0- 0	0- 0	0- 0			
4- 2	0- 0	0- 0	CONFERENCE	0- 0	0- 0	4- 2			
2- 1	0- 0	0- 0	HOME	0- 0	0- 0	2- 1			
2- 1	0- 0	0- 0	AWAY	0- 0	0- 0	2- 1			
0- 0	0- 0	0- 0	NEUTRAL	0- 0	0- 0	0- 0			

RPI 1-25	RPI 26-50	RPI 51-100	RPI 101+	Team's RPI: 238
RPI S Opponent Score	RPI S Opponent Score	RPI S Opponent Score	RPI S Opponent Score	
20 H BYU 51 77	39 A Utah 47 85		106 A Idaho St. 68 80	
			144 H Portland 60 65	
			159 A Utah St. 62 67	
			179 A New Mexico St. 52 58	
			185 H UC Riverside 56 53	
			190 H UMKC 64 68	
			209 A Cal St. Fullerton 55 56	
			218 A Southern Utah 59 60	
			255 A UTRGV 57 55	
			284 H CSU Bakersfield 78 70	
			302 H UC Santa Barbara 63 54	
			311 H Weber St. 65 59	
			337 A Seattle U 58 55	
			339 H Grand Canyon 57 46	
LAST 12 Division I GAMES:				
339 H Grand Canyon 57 46	190 H UMKC 64 68			
209 A Cal St. Fullerton 55 56	179 A New Mexico St. 52 58			
185 H UC Riverside 56 53	255 A UTRGV 57 55			
311 H Weber St. 65 59	337 A Seattle U 58 55			
159 A Utah St. 62 67	284 H CSU Bakersfield 78 70			
106 A Idaho St. 68 80	218 A Southern Utah 59 60			

Non-Div I Games: Ottawa (AZ) 90 61 La Verne 86 79 Arizona Christian 76 68

Utah Valley

Loss, Non-Conf, S Site, H Home A Away N Neutral

V
C
U

V
C
U

VCU

Average RPI Win:	310	WON-LOST	WINNING	LAST 10	STRENGTH OF	OPP. STRENGTH	TEAM	ADJ.	CONF.	ADJ CONF.
Average RPI Loss:	170	RECORD	PCT. RANK	GAMES	SCHEDULE	OF SCHEDULE	RPI	RPI	RPI	RPI
DIV. I ONLY	5- 13	282	2-8	299	249	309	309	12	12	
DIV. I NON-CONF.	4- 8	241	0- 0	324	318	319	319	14	14	

TOTALS	RPI 1-25	RPI 26-50	W-L RECORDS	RPI 51-100	RPI 101-150	RPI 150+				
5- 13	0- 1	0- 0	OVERALL	0- 3	0- 1	5- 8				
2- 6	0- 0	0- 0	HOME	0- 2	0- 0	2- 4				
2- 7	0- 1	0- 0	AWAY	0- 1	0- 1	2- 4				
1- 0	0- 0	0- 0	NEUTRAL	0- 0	0- 0	1- 0				
4- 8	0- 0	0- 0	NON-CONFERENCE	0- 2	0- 1	4- 5				
1- 5	0- 0	0- 0	HOME	0- 2	0- 0	1- 3				
2- 3	0- 0	0- 0	AWAY	0- 0	0- 1	2- 2				
1- 0	0- 0	0- 0	NEUTRAL	0- 0	0- 0	1- 0				
1- 5	0- 1	0- 0	CONFERENCE	0- 1	0- 0	1- 3				
1- 1	0- 0	0- 0	HOME	0- 0	0- 0	1- 1				
0- 4	0- 1	0- 0	AWAY	0- 1	0- 0	0- 2				
0- 0	0- 0	0- 0	NEUTRAL	0- 0	0- 0	0- 0				

RPI 1-25				RPI 26-50				RPI 51-100				RPI 101+				Team's RPI: 309
RPI	S	Opponent	Score	RPI	S	Opponent	Score	RPI	S	Opponent	Score	RPI	S	Opponent	Score	
13	A	Drake	53 84					75	H	Toledo	59 65	141	A	Morehead St.	62 68	
								79	A	UNI	52 71	156	H	Indiana St.	82 86	
								92	H	Miami (OH)	47 68	166	A	Southern Ill.	65 87	
												171	A	Illinois	54 73	
												220	H	North Dakota	56 62	
												226	A	Loyola Chicago	54 80	
												239	H	Bowling Green	72 79	
												254	H	Eastern Ill.	62 60	
												277	N	St. Francis Brooklyn	78 76	
												303	H	North Dakota St.	48 51	
												331	A	UIC	65 75	
												335	A	Purdue Fort Wayne	68 64	
												341	H	Evansville	93 49	
												344	A	Chicago St.	76 70	

LAST 12 Division I GAMES:																
226	A	Loyola Chicago	54 80	166	A	Southern Ill.	65 87									
239	H	Bowling Green	72 79	341	H	Evansville	93 49									
335	A	Purdue Fort Wayne	68 64	156	H	Indiana St.	82 86									
303	H	North Dakota St.	48 51	13	A	Drake	53 84									
92	H	Miami (OH)	47 68	79	A	UNI	52 71									
254	H	Eastern Ill.	62 60	344	A	Chicago St.	76 70									

Non-Div I Games:

Val parai so

Average RPI Win:	256	WON-LOST	WINNING	LAST 10	STRENGTH OF	OPP. STRENGTH	TEAM	ADJ.	CONF.	ADJ CONF.
Average RPI Loss:	51	RECORD	PCT. RANK	GAMES	SCHEDULE	OF SCHEDULE	RPI	RPI	RPI	RPI
DIV. I ONLY	6- 13	262	2-8	26	92	164	164	6	6	
DIV. I NON-CONF.	5- 8	224	0- 0	52	99	164	164	6	6	

TOTALS	RPI 1-25	RPI 26-50	W-L RECORDS	RPI 51-100	RPI 101-150	RPI 150+				
6- 13	0- 5	0- 2	OVERALL	0- 4	0- 1	6- 1				
5- 5	0- 2	0- 0	HOME	0- 1	0- 1	5- 1				
1- 5	0- 2	0- 1	AWAY	0- 2	0- 0	1- 0				
0- 3	0- 1	0- 1	NEUTRAL	0- 1	0- 0	0- 0				
5- 8	0- 3	0- 2	NON-CONFERENCE	0- 2	0- 0	5- 1				
4- 2	0- 1	0- 0	HOME	0- 0	0- 0	4- 1				
1- 3	0- 1	0- 1	AWAY	0- 1	0- 0	1- 0				
0- 3	0- 1	0- 1	NEUTRAL	0- 1	0- 0	0- 0				
1- 5	0- 2	0- 0	CONFERENCE	0- 2	0- 1	1- 0				
1- 3	0- 1	0- 0	HOME	0- 1	0- 1	1- 0				
0- 2	0- 1	0- 0	AWAY	0- 1	0- 0	0- 0				
0- 0	0- 0	0- 0	NEUTRAL	0- 0	0- 0	0- 0				

RPI 1-25				RPI 26-50				RPI 51-100				RPI 101+ Team's RPI: 164			
RPI	S	Opponent	Score	RPI	S	Opponent	Score	RPI	S	Opponent	Score	RPI	S	Opponent	Score
6	A	NC State	54 74	30	N	Miami (FL)	65 90	55	A	Arkansas	62 83	114	H	Georgia	64 71
7	N	UConn	42 80	42	A	Kansas St.	61 72	57	H	Auburn	70 72	155	H	North Ala.	71 74
19	A	Kentucky	55 77					68	N	Creighton	55 75	175	A	Ball St.	60 43
21	H	Central Mich.	57 66					73	A	Middle Tenn.	58 65	203	H	Ole Miss	80 68
22	H	Texas A&M	43 50									221	H	Samford	77 52
												304	H	Austin Peay	99 70
												307	H	Tennessee St.	89 63
												327	H	Presbyteria n	78 43

LAST 12 Division I GAMES:															
19	A	Kentucky	55 77	203	H	Ole Miss	80 68	57	H	Auburn	70 72	55	A	Arkansas	62 83
221	H	Samford	77 52	22	H	Texas A&M	43 50	114	H	Georgia	64 71	42	A	Kansas St.	61 72
68	N	Creighton	55 75												
30	N	Miami (FL)	65 90												
21	H	Central Mich.	57 66												
175	A	Ball St.	60 43												

Non-Div I Games:

Vanderbilt

Average RPI Win:	278	WON-LOST	WINNING	LAST 10	STRENGTH OF	OPP. STRENGTH	TEAM	ADJ.	CONF.	ADJ CONF.
Average RPI Loss:	164	RECORD	PCT. RANK	GAMES	SCHEDULE	OF SCHEDULE	RPI	RPI	RPI	RPI

DIV. I ONLY	7- 11	232	4-6	255	268	269	269	23	23
DIV. I NON-CONF.	3- 8	267	0- 1	190	310	289	289	23	23
TOTALS	RPI 1-25	RPI 26-50	W-L RECORDS	RPI 51-100	RPI 101-150	RPI 150+			
7- 11	0- 0	0- 0	OVERALL	0- 3	0- 3	7- 5			
4- 6	0- 0	0- 0	HOME	0- 1	0- 2	4- 3			
3- 5	0- 0	0- 0	AWAY	0- 2	0- 1	3- 2			
0- 0	0- 0	0- 0	NEUTRAL	0- 0	0- 0	0- 0			
3- 8	0- 0	0- 0	NON-CONFERENCE	0- 1	0- 3	3- 4			
2- 5	0- 0	0- 0	HOME	0- 0	0- 2	2- 3			
1- 3	0- 0	0- 0	AWAY	0- 1	0- 1	1- 1			
0- 0	0- 0	0- 0	NEUTRAL	0- 0	0- 0	0- 0			
4- 3	0- 0	0- 0	CONFERENCE	0- 2	0- 0	4- 1			
2- 1	0- 0	0- 0	HOME	0- 1	0- 0	2- 0			
2- 2	0- 0	0- 0	AWAY	0- 1	0- 0	2- 1			
0- 0	0- 0	0- 0	NEUTRAL	0- 0	0- 0	0- 0			

RPI 1-25	RPI 26-50	RPI 51-100	RPI 101+	Team's RPI: 269
RPI S Opponent Score	RPI S Opponent Score	RPI S Opponent Score	RPI S Opponent Score	Score
		59 H Maine 51 63	104 H Yale 55 58	
		66 A Kansas 36 77	121 H Drexel 44 60	
		100 A Hartford 32 61	135 A South Fla. 55 102	
			176 H Rhode Island 58 61	
			199 H Rider 54 49	
			217 H Holy Cross 40 65	
			228 H Dartmouth 42 66	
			232 A Binghamton 58 57	
			256 H Albany (NY) 52 39	
			295 A Canisius 46 67	
			298 A UMass Lowell 51 54	
			310 H New Hampshire 69 60	
			315 A NJIT 71 63	
			316 H Wagner 56 54	
			320 A UMBC 58 44	
LAST 12 Division I GAMES:				
59 H Maine 51 63	121 H Drexel 44 60			
256 H Albany (NY) 52 39	320 A UMBC 58 44			
298 A UMass Lowell 51 54	232 A Binghamton 58 57			
66 A Kansas 36 77	310 H New Hampshire 69 60			
295 A Canisius 46 67	100 A Hartford 32 61			
135 A South Fla. 55 102	104 H Yale 55 58			

Non-Div I Games: Norwich 78 28

Vermont

Average RPI	Win:	154	WON-LOST	WINNING	LAST 10	STRENGTH OF	OPP. STRENGTH	TEAM	ADJ.	CONF.	ADJ CONF.
Average RPI	Loss:	52	RECORD	PCT. RANK	GAMES	SCHEDULE	OF SCHEDULE	RPI	RPI	RPI	RPI
DIV. I ONLY		12- 7		98	5-5	43	49	45	45	5	5
DIV. I NON-CONF.		9- 2		43	0- 0	95	88	25	25	4	4

TOTALS	RPI 1-25		RPI 26-50		W-L RECORDS		RPI 51-100		RPI 101-150		RPI 150+
12- 7	0- 2		0- 2		OVERALL		5- 3		2- 0		5- 0
6- 3	0- 1		0- 2		HOME		2- 0		1- 0		3- 0
6- 3	0- 1		0- 0		AWAY		3- 2		1- 0		2- 0
0- 1	0- 0		0- 0		NEUTRAL		0- 1		0- 0		0- 0
9- 2	0- 1		0- 0		NON-CONFERENCE		3- 1		2- 0		4- 0
5- 0	0- 0		0- 0		HOME		2- 0		1- 0		2- 0
4- 1	0- 1		0- 0		AWAY		1- 0		1- 0		2- 0
0- 1	0- 0		0- 0		NEUTRAL		0- 1		0- 0		0- 0
3- 5	0- 1		0- 2		CONFERENCE		2- 2		0- 0		1- 0
1- 3	0- 1		0- 2		HOME		0- 0		0- 0		1- 0
2- 2	0- 0		0- 0		AWAY		2- 2		0- 0		0- 0
0- 0	0- 0		0- 0		NEUTRAL		0- 0		0- 0		0- 0

RPI 1-25				RPI 26-50				Team's RPI: 45	RPI 51-100				RPI 101+			
RPI	S	Opponent	Score	RPI	S	Opponent	Score		RPI	S	Opponent	Score	RPI	S	Opponent	Score
11	H	Marquette	55 91	35	H	Butler	55 63		68	A	Creighton	54 52	114	H	Georgia	62 56
17	A	UCF	56 71	36	H	DePaul	59 66		80	H	Princeton	67 46	129	A	Lehigh	70 48
									81	N	Virginia Tech	59 61	184	H	Xavier	75 71
									88	A	Seton Hall	70 66	189	A	George Washington	60 45
									90	A	Providence	61 67	231	H	Temple	76 68
									95	A	Georgetown	63 68	276	H	La Salle	81 68
									96	A	Penn	58 50	288	A	Saint Joseph's	47 35
									100	H	Hartford	59 41				
LAST 12 Division I GAMES:																
				90	A	Providence	61 67		88	A	Seton Hall	70 66				
				68	A	Creighton	54 52		95	A	Georgetown	63 68				
				184	H	Xavier	75 71		96	A	Penn	58 50				
				35	H	Butler	55 63		36	H	DePaul	59 66				
				114	H	Georgia	62 56		11	H	Marquette	55 91				
				231	H	Temple	76 68		189	A	George Washington	60 45				

Non-Div I Games:

Villanova

Average RPI Win:	154	WON-LOST	WINNING	LAST 10	STRENGTH OF	OPP. STRENGTH	TEAM	ADJ.	CONF.	ADJ CONF.
Average RPI Loss:	56	RECORD	PCT. RANK	GAMES	SCHEDULE	OF SCHEDULE	RPI	RPI	RPI	RPI

DIV. I ONLY	8- 11	218	4-6	8	46	85	85	1	1
DIV. I NON-CONF.	6- 7	172	0- 0	36	74	126	126	1	1

TOTALS	RPI 1-25	RPI 26-50	W-L RECORDS	RPI 51-100	RPI 101-150	RPI 150+			
8- 11	0- 6	0- 2	OVERALL	2- 0	3- 2	3- 1			
5- 6	0- 4	0- 0	HOME	1- 0	1- 1	3- 1			
2- 4	0- 2	0- 2	AWAY	1- 0	1- 0	0- 0			
1- 1	0- 0	0- 0	NEUTRAL	0- 0	1- 1	0- 0			
6- 7	0- 3	0- 1	NON-CONFERENCE	1- 0	2- 2	3- 1			
4- 4	0- 2	0- 0	HOME	0- 0	1- 1	3- 1			
1- 2	0- 1	0- 1	AWAY	1- 0	0- 0	0- 0			
1- 1	0- 0	0- 0	NEUTRAL	0- 0	1- 1	0- 0			
2- 4	0- 3	0- 1	CONFERENCE	1- 0	1- 0	0- 0			
1- 2	0- 2	0- 0	HOME	1- 0	0- 0	0- 0			
1- 2	0- 1	0- 1	AWAY	0- 0	1- 0	0- 0			
0- 0	0- 0	0- 0	NEUTRAL	0- 0	0- 0	0- 0			

RPI 1-25	RPI 26-50	RPI 51-100	Team's RPI: 85	RPI 101+
RPI S Opponent Score	RPI S Opponent Score	RPI S Opponent Score		RPI S Opponent Score
3 A Louisville 43 91	28 A Michigan St. 66 91	58 A Old Dominion 73 67		105 H American 57 54
6 H NC State 38 66	40 A Clemson 65 71	81 H Virginia Tech 62 58		116 A Pittsburgh 74 57
9 H Mississippi St. 44 72				119 N Alabama 52 64
19 A Kentucky 51 63				135 N South Fla. 74 67
21 H Central Mich. 61 74				146 H Radford 44 57
25 H Florida St. 61 63				163 H Charlotte 65 61
				198 H Saint Louis 65 67
				271 H N.C. A&T 67 57
				300 H Coppin St. 55 41

LAST 12 Division I GAMES:				
25 H Florida St. 61 63	116 A Pittsburgh 74 57			
163 H Charlotte 65 61	3 A Louisville 43 91			
135 N South Fla. 74 67	6 H NC State 38 66			
119 N Alabama 52 64	81 H Virginia Tech 62 58			
146 H Radford 44 57	40 A Clemson 65 71			
105 H American 57 54	300 H Coppin St. 55 41			

Non-Div I Games:

Virginia

Average RPI Win: 197		WON-LOST	WINNING	LAST 10	STRENGTH OF		OPP. STRENGTH	TEAM	ADJ.	CONF.	ADJ CONF.
Loss: 29		RECORD	PCT. RANK	GAMES	SCHEDULE		OF SCHEDULE	RPI	RPI	RPI	RPI
DIV. I ONLY		13- 6	76	4-6	127		22	81	81	1	1
DIV. I NON-CONF.		13- 0	1	0- 0	294		111	48	48	1	1
TOTALS		RPI 1-25	RPI 26-50	W-L RECORDS		RPI 51-100	RPI 101-150	RPI 150+			
13- 6	1- 3	1- 2		OVERALL		0- 1	4- 0	7- 0			
8- 3	1- 2	0- 1		HOME		0- 0	2- 0	5- 0			
1- 3	0- 1	0- 1		AWAY		0- 1	0- 0	1- 0			
4- 0	0- 0	1- 0		NEUTRAL		0- 0	2- 0	1- 0			
13- 0	1- 0	1- 0		NON-CONFERENCE		0- 0	4- 0	7- 0			
8- 0	1- 0	0- 0		HOME		0- 0	2- 0	5- 0			
1- 0	0- 0	0- 0		AWAY		0- 0	0- 0	1- 0			
4- 0	0- 0	1- 0		NEUTRAL		0- 0	2- 0	1- 0			
0- 6	0- 3	0- 2		CONFERENCE		0- 1	0- 0	0- 0			
0- 3	0- 2	0- 1		HOME		0- 0	0- 0	0- 0			
0- 3	0- 1	0- 1		AWAY		0- 1	0- 0	0- 0			
0- 0	0- 0	0- 0		NEUTRAL		0- 0	0- 0	0- 0			

RPI 1-25					
RPI	S	Opponent	Score		
1	H	Notre Dame	51	80	
6	A	NC State	61	70	
8	H	Syracuse	73	75	
16	H	Rutgers	67	51	

RPI 26-50					
RPI	S	Opponent	Score		
30	A	Miami (FL)	61	68	
43	H	North Carolina	69	81	
45	N	Villanova	61	59	

RPI 51-100					
RPI	S	Opponent	Score		
85	A	Virginia	58	62	

Team's RPI : 81					
RPI	S	Opponent	Score		
108	N	Dayton	69	57	
111	N	Ohio St.	81	73	
132	H	Chattanooga	74	59	
146	H	Radford	55	44	
236	H	Mt. St. Mary's	83	51	
245	H	Monmouth	82	49	
267	A	Liberty	72	61	
280	N	Richmond	85	57	
282	H	Ga. Southern	78	49	
342	H	USC Upstate	96	45	
346	H	Longwood	93	39	

LAST 12 Division I GAMES:					
30	A	Miami (FL)	61	68	
346	H	Longwood	93	39	
111	N	Ohio St.	81	73	
108	N	Dayton	69	57	
236	H	Mt. St. Mary's	83	51	
146	H	Radford	55	44	
43	H	North Carolina	69	81	
6	A	NC State	61	70	
1	H	Notre Dame	51	80	
85	A	Virginia	58	62	
8	H	Syracuse	73	75	
16	H	Rutgers	67	51	

Non-Div I Games:

Virginia Tech

■ Loss, ■ Non-Conf, S Site, H Home A Away N Neutral

W
a
g
n
e
rW
a
g
n
e
rW
a
g
n
e
r

Non-Div I Games:	Staten Island	86	59
------------------	---------------	----	----

Average RPI Win:	186	WON-LOST	WINNING	LAST 10	STRENGTH OF	OPP. STRENGTH	TEAM	ADJ.	CONF.	ADJ CONF.
Average RPI Loss:	78	RECORD	PCT. RANK	GAMES	SCHEDULE	OF SCHEDULE	RPI	RPI	RPI	RPI
DIV. I ONLY	9- 10	181	4-6	24	114	117	117	1	1	
DIV. I NON-CONF.	9- 4	85	0- 0	70	311	79	79	1	1	

TOTALS	RPI 1-25	RPI 26-50	W-L RECORDS	RPI 51-100	RPI 101-150	RPI 150+				
9- 10	0- 2	1- 3	OVERALL	0- 2	2- 1	6- 2				
7- 5	0- 1	1- 2	HOME	0- 1	2- 0	4- 1				
1- 5	0- 1	0- 1	AWAY	0- 1	0- 1	1- 1				
1- 0	0- 0	0- 0	NEUTRAL	0- 0	0- 0	1- 0				
9- 4	0- 0	1- 1	NON-CONFERENCE	0- 0	2- 1	6- 2				
7- 2	0- 0	1- 1	HOME	0- 0	2- 0	4- 1				
1- 2	0- 0	0- 0	AWAY	0- 0	0- 1	1- 1				
1- 0	0- 0	0- 0	NEUTRAL	0- 0	0- 0	1- 0				
0- 6	0- 2	0- 2	CONFERENCE	0- 2	0- 0	0- 0				
0- 3	0- 1	0- 1	HOME	0- 1	0- 0	0- 0				
0- 3	0- 1	0- 1	AWAY	0- 1	0- 0	0- 0				
0- 0	0- 0	0- 0	NEUTRAL	0- 0	0- 0	0- 0				

RPI 1-25				RPI 26-50				RPI 51-100				RPI 101+ Team's RPI: 117			
RPI	S	Opponent	Score	RPI	S	Opponent	Score	RPI	S	Opponent	Score	RPI	S	Opponent	Score
1	A	Notre Dame	48 78	27	H	Indiana	73 87	51	A	Duke	52 66	101	H	Towson	60 53
3	H	Louisville	49 73	30	H	Miami (FL)	57 72	76	H	Boston College	64 65	107	H	St. John's (NY)	64 59
				43	A	North Carolina	61 84					137	A	VCU	40 53
				49	H	James Madison	50 49					163	A	Charlotte	69 43

LAST 12 Division I GAMES:															
				30	H	Miami (FL)	57 72	51	A	Duke	52 66	174	H	Mercer	69 54
				264	H	Norfolk St.	63 61	3	H	Louisville	49 73	184	H	Xavier	50 62
				312	N	South Carolina St.	58 44	43	A	North Carolina	61 84	224	A	East Carolina	61 70
				49	H	James Madison	50 49	1	A	Notre Dame	48 78	225	H	UMES	78 67
				225	H	UMES	78 67	76	H	Boston College	64 65	264	H	Norfolk St.	63 61
				163	A	Charlotte	69 43	107	H	St. John's (NY)	64 59	280	H	Richmond	62 48
												312	N	South Carolina St.	58 44

Non-Div I Games:

Wake Forest

Average RPI Win:	179	WON-LOST	WINNING	LAST 10	STRENGTH OF	OPP. STRENGTH	TEAM	ADJ.	CONF.	ADJ CONF.
Average RPI Loss:	51	RECORD	PCT. RANK	GAMES	SCHEDULE	OF SCHEDULE	RPI	RPI	RPI	RPI
DIV. I ONLY	8- 12	228	1-9	12	71	115	115	2	2	
DIV. I NON-CONF.	7- 5	132	0- 1	73	150	108	108	2	2	

TOTALS	RPI 1-25	RPI 26-50	W-L RECORDS	RPI 51-100	RPI 101-150	RPI 150+				
8- 12	0- 3	0- 4	OVERALL	1- 4	2- 1	5- 0				
6- 5	0- 1	0- 2	HOME	0- 2	2- 0	4- 0				
1- 5	0- 2	0- 2	AWAY	0- 1	0- 0	1- 0				
1- 2	0- 0	0- 0	NEUTRAL	1- 1	0- 1	0- 0				
7- 5	0- 1	0- 0	NON-CONFERENCE	1- 3	1- 1	5- 0				
5- 2	0- 1	0- 0	HOME	0- 1	1- 0	4- 0				
1- 1	0- 0	0- 0	AWAY	0- 1	0- 0	1- 0				
1- 2	0- 0	0- 0	NEUTRAL	1- 1	0- 1	0- 0				
1- 7	0- 2	0- 4	CONFERENCE	0- 1	1- 0	0- 0				
1- 3	0- 0	0- 2	HOME	0- 1	1- 0	0- 0				
0- 4	0- 2	0- 2	AWAY	0- 0	0- 0	0- 0				
0- 0	0- 0	0- 0	NEUTRAL	0- 0	0- 0	0- 0				

RPI 1-25				RPI 26-50				RPI 51-100				RPI 101+ Team's RPI: 115			
RPI	S	Opponent	Score	RPI	S	Opponent	Score	RPI	S	Opponent	Score	RPI	S	Opponent	Score
4	A	Oregon	71 84	32	A	Cal i forn i a	70 79	51	N	Duke	71 64	111	H	Ohio St.	69 59
5	A	Stanford	54 91	39	H	Utah	43 58	61	H	Boi se St.	69 73	123	H	Col orado	68 58
9	H	Mi ssi ssi ppi St.	56 103	41	A	Oregon St.	67 78	63	N	Mi chi gan	73 80	131	N	Fordham	57 65
				41	H	Oregon St.	39 86	91	A	Tul ane	51 63	152	H	Montana	69 54
								94	H	Washi ngton St.	76 79	196	H	George Mason	81 52
												209	H	Cal St. Fullerton	83 74
												253	H	Northern Ariz.	81 59
												337	A	Seattle U	69 58

LAST 12 Di vi si on I GAMES:															
		5	A	Stanford	54	91				61	H	Boi se St.	69	73	
		39	H	Utah	43	58				63	N	Mi chi gan	73	80	
		123	H	Col orado	68	58				131	N	Fordham	57	65	
		41	A	Oregon St.	67	78				41	H	Oregon St.	39	86	
		4	A	Oregon	71	84				32	A	Cal i forn i a	70	79	
		94	H	Washi ngton St.	76	79				9	H	Mi ssi ssi ppi St.	56	103	

Non-Di v I Games:

Washi ngton

Average RPI Win: 156		WON-LOST	WINNING	LAST 10	STRENGTH OF		OPP. STRENGTH	TEAM	ADJ.	CONF.	ADJ CONF.
Loss: 55		RECORD	PCT. RANK	GAMES	SCHEDULE		OF SCHEDULE	RPI	RPI	RPI	RPI
DIV. I ONLY		7- 12	243	3-7	7		39	94	94	2	2
DIV. I NON-CONF.		5- 6	177	1- 0	65		93	156	156	2	2
TOTALS		RPI 1-25	RPI 26-50	W-L RECORDS		RPI 51-100	RPI 101-150	RPI 150+			
7- 12	0- 4	0- 4		OVERALL		2- 2	2- 0	3- 2			
4- 5	0- 1	0- 2		HOME		2- 1	1- 0	1- 1			
1- 6	0- 3	0- 2		AWAY		0- 0	1- 0	0- 1			
2- 1	0- 0	0- 0		NEUTRAL		0- 1	0- 0	2- 0			
5- 6	0- 1	0- 1		NON-CONFERENCE		2- 2	0- 0	3- 2			
3- 3	0- 0	0- 1		HOME		2- 1	0- 0	1- 1			
0- 2	0- 1	0- 0		AWAY		0- 0	0- 0	0- 1			
2- 1	0- 0	0- 0		NEUTRAL		0- 1	0- 0	2- 0			
2- 6	0- 3	0- 3		CONFERENCE		0- 0	2- 0	0- 0			
1- 2	0- 1	0- 1		HOME		0- 0	1- 0	0- 0			
1- 4	0- 2	0- 2		AWAY		0- 0	1- 0	0- 0			
0- 0	0- 0	0- 0		NEUTRAL		0- 0	0- 0	0- 0			

RPI 1-25				RPI 26-50				RPI 51-100				RPI 101+			
RPI	S	Opponent	Score	RPI	S	Opponent	Score	RPI	S	Opponent	Score	RPI	S	Opponent	Score
4	A	Oregon	58 98	32	A	Cal i forn i a	63 77	61	H	Bo i se St.	95 71	115	A	Washi ngton	79 76
4	H	Oregon	64 79	39	H	Utah	68 72	66	N	Kansas	63 71	123	H	Col orado	74 48
5	A	Stanford	64 85	41	A	Oregon St.	69 76	83	H	UC Davi s	62 75	159	H	Utah St.	61 72
14	A	Gonzaga	53 76	48	H	Sai nt Mary' s (CA)	64 70	84	H	Nebraska	87 84	161	A	CSUN	52 65
Team' s RPI : 94															
LAST 12 Division I GAMES:															
123	H	Col orado	74 48	272	N	Wi chi ta St.	85 59								
39	H	Utah	68 72	204	N	Jacksonville St.	64 51								
4	A	Oregon	58 98	4	H	Oregon	64 79								
41	A	Oregon St.	69 76	5	A	Stanford	64 85								
115	A	Washi ngton	79 76	32	A	Cal i forn i a	63 77								
66	N	Kansas	63 71	14	A	Gonzaga	53 76								

Non-Div I Games:

Washington St.

■ Loss, ■ Non-Conf, S Site, H Home A Away N Neutral

Average RPI Win:	227	WON-LOST	WINNING	LAST 10	STRENGTH OF	OPP. STRENGTH	TEAM	ADJ.	CONF.	ADJ CONF.
Average RPI Loss:	167	RECORD	PCT. RANK	GAMES	SCHEDULE	OF SCHEDULE	RPI	RPI	RPI	RPI
DIV. I ONLY	3- 14	316	1-9	252	171	311	311	16	16	
DIV. I NON-CONF.	2- 7	288	0- 0	280	185	308	308	11	11	

TOTALS	RPI 1-25	RPI 26-50	W-L RECORDS	RPI 51-100	RPI 101-150	RPI 150+				
3- 14	0- 0	0- 1	OVERALL	0- 0	1- 5	2- 8				
1- 7	0- 0	0- 0	HOME	0- 0	0- 4	1- 3				
2- 6	0- 0	0- 1	AWAY	0- 0	1- 0	1- 5				
0- 1	0- 0	0- 0	NEUTRAL	0- 0	0- 1	0- 0				
2- 7	0- 0	0- 1	NON-CONFERENCE	0- 0	0- 2	2- 4				
1- 2	0- 0	0- 0	HOME	0- 0	0- 1	1- 1				
1- 4	0- 0	0- 1	AWAY	0- 0	0- 0	1- 3				
0- 1	0- 0	0- 0	NEUTRAL	0- 0	0- 1	0- 0				
1- 7	0- 0	0- 0	CONFERENCE	0- 0	1- 3	0- 4				
0- 5	0- 0	0- 0	HOME	0- 0	0- 3	0- 2				
1- 2	0- 0	0- 0	AWAY	0- 0	1- 0	0- 2				
0- 0	0- 0	0- 0	NEUTRAL	0- 0	0- 0	0- 0				

RPI 1-25				RPI 26-50				RPI 51-100				RPI 101+ Team's RPI: 311			
RPI	S	Opponent	Score	RPI	S	Opponent	Score	RPI	S	Opponent	Score	RPI	S	Opponent	Score
				39	A	Utah	56 77					106	H	Idaho St.	57 70
												109	A	Northern Colo.	55 54
												125	H	Idaho	74 79
												137	N	VCU	36 64
												140	H	Portland St.	59 77
												144	H	Portland	73 89
												151	H	Montana St.	59 66
												157	A	Pepperdi ne	47 68
												173	H	Eastern Wash.	58 64
												185	H	UC Ri versi de	39 71
												218	A	Southern Utah	79 84
												238	A	Utah Valley	59 65
												253	A	Northern Ari z.	64 74
												265	A	UTSA	59 66
												266	H	UTEP	68 63
												305	A	Incarnate Word	72 64
LAST 12 Division I GAMES:															
253	A	Northern Ari z.	64 74	151	H	Montana St.	59 66								
125	H	Idaho	74 79	109	A	Northern Colo.	55 54								
173	H	Eastern Wash.	58 64	140	H	Portland St.	59 77								
185	H	UC Ri versi de	39 71	106	H	Idaho St.	57 70								
238	A	Utah Valley	59 65	218	A	Southern Utah	79 84								
39	A	Utah	56 77	157	A	Pepperdi ne	47 68								

Non-Div I Games: La Verne 105 43

Weber St.

Average RPI Win:	207	WON-LOST	WINNING	LAST 10	STRENGTH OF	OPP. STRENGTH	TEAM	ADJ.	CONF.	ADJ CONF.
Average RPI Loss:	27	RECORD	PCT. RANK	GAMES	SCHEDULE	OF SCHEDULE	RPI	RPI	RPI	RPI
DIV. I ONLY	13- 5	57	7-3	169	42	97	97	3	3	
DIV. I NON-CONF.	9- 2	43	1- 0	332	118	183	183	3	3	

TOTALS	RPI 1-25	RPI 26-50	W-L RECORDS	RPI 51-100	RPI 101-150	RPI 150+				
13- 5	1- 3	0- 1	OVERALL	1- 1	3- 0	8- 0				
10- 2	1- 1	0- 1	HOME	1- 0	1- 0	7- 0				
2- 2	0- 1	0- 0	AWAY	0- 1	2- 0	0- 0				
1- 1	0- 1	0- 0	NEUTRAL	0- 0	0- 0	1- 0				
9- 2	0- 1	0- 1	NON-CONFERENCE	0- 0	2- 0	7- 0				
7- 1	0- 0	0- 1	HOME	0- 0	1- 0	6- 0				
1- 0	0- 0	0- 0	AWAY	0- 0	1- 0	0- 0				
1- 1	0- 1	0- 0	NEUTRAL	0- 0	0- 0	1- 0				
4- 3	1- 2	0- 0	CONFERENCE	1- 1	1- 0	1- 0				
3- 1	1- 1	0- 0	HOME	1- 0	0- 0	1- 0				
1- 2	0- 1	0- 0	AWAY	0- 1	1- 0	0- 0				
0- 0	0- 0	0- 0	NEUTRAL	0- 0	0- 0	0- 0				

RPI 1-25				RPI 26-50				RPI 51-100				Team's RPI: 97				RPI 101+			
RPI	S	Opponent	Score	RPI	S	Opponent	Score	RPI	S	Opponent	Score	RPI	S	Opponent	Score	RPI	S	Opponent	Score
2	A	Bayl or	47 79	38	H	Missouri	51 68	62	A	TCU	48 62	101	H	Towson	90 43				
10	N	Iowa	81 84					67	H	Okl ahoma St.	67 58	116	A	Pittsburgh	77 43				
12	H	Iowa St.	73 64									142	A	Okl ahoma	66 55				
23	H	Texas	58 70									158	H	Texas Tech	68 65				
												233	H	Niagara	84 32				
												279	H	Bryant	94 48				
												300	H	Coppin St.	78 37				
												315	H	NJIT	95 50				
												319	H	Morgan St.	72 37				
												324	H	Eastern Ky.	78 29				
												324	N	Eastern Ky.	81 39				
LAST 12 Division I GAMES:																			
67	H	Oklahoma St.	67 58	324	N	Eastern Ky.	81 39	158	H	Texas Tech	68 65	2	A	Bayl or	47 79				
23	H	Texas	58 70	12	H	Iowa St.	73 64	142	A	Oklahoma	66 55	101	H	Towson	90 43				
62	A	TCU	48 62	324	H	Eastern Ky.	78 29												
233	H	Niagara	84 32																
101	H	Towson	90 43																
319	H	Morgan St.	72 37																

Non-Div I Games:

West Virginia

Average RPI Win:	310	WON-LOST	WINNING	LAST 10	STRENGTH OF	OPP. STRENGTH	TEAM	ADJ.	CONF.	ADJ CONF.
Average RPI Loss:	203	RECORD	PCT. RANK	GAMES	SCHEDULE	OF SCHEDULE	RPI	RPI	RPI	RPI
DIV. I ONLY	2- 15	335	3-7	189	348	328	328	24	24	
DIV. I NON-CONF.	2- 11	316	0- 0	168	345	309	309	25	25	

TOTALS	RPI 1-25	RPI 26-50	W-L RECORDS	RPI 51-100	RPI 101-150	RPI 150+				
2- 15	0- 1	0- 1	OVERALL	0- 0	0- 1	2- 12				
1- 6	0- 0	0- 0	HOME	0- 0	0- 0	1- 6				
1- 8	0- 1	0- 1	AWAY	0- 0	0- 1	1- 5				
0- 1	0- 0	0- 0	NEUTRAL	0- 0	0- 0	0- 1				
2- 11	0- 1	0- 1	NON-CONFERENCE	0- 0	0- 1	2- 8				
1- 4	0- 0	0- 0	HOME	0- 0	0- 0	1- 4				
1- 6	0- 1	0- 1	AWAY	0- 0	0- 1	1- 3				
0- 1	0- 0	0- 0	NEUTRAL	0- 0	0- 0	0- 1				
0- 4	0- 0	0- 0	CONFERENCE	0- 0	0- 0	0- 4				
0- 2	0- 0	0- 0	HOME	0- 0	0- 0	0- 2				
0- 2	0- 0	0- 0	AWAY	0- 0	0- 0	0- 2				
0- 0	0- 0	0- 0	NEUTRAL	0- 0	0- 0	0- 0				

RPI 1-25				RPI 26-50				RPI 51-100				RPI 101+ Team's RPI: 328			
RPI	S	Opponent	Score	RPI	S	Opponent	Score	RPI	S	Opponent	Score	RPI	S	Opponent	Score
19	A	Kentucky	39 99	37	A	Georgi a Tech	49 84					113	A	Tennessee Tech	58 77
												155	N	North Ala.	66 89
												174	H	Mercer	67 69
												200	A	UNC Asheville	49 74
												215	A	Coastal Caro.	59 77
												221	H	Samford	42 75
												240	H	Campbel l	37 63
												244	H	Gardner-Webb	52 62
												250	A	Furman	55 65
												271	H	N. C. A&T	51 69
												273	A	Wofford	65 91
												278	A	Winthrop	65 57
												312	H	South Carolina St.	39 54
												315	A	NJIT	71 79
												342	H	USC Upstate	68 64

LAST 12 Division I GAMES:															
312	H	South Carolina St.	39 54	221	H	Samford	42 75								
278	A	Winthrop	65 57	174	H	Mercer	67 69								
19	A	Kentucky	39 99	250	A	Furman	55 65								
342	H	USC Upstate	68 64	273	A	Wofford	65 91								
271	H	N. C. A&T	51 69	244	H	Gardner-Webb	52 62								
155	N	North Ala.	66 89	315	A	NJIT	71 79								

Non-Div I Games: North Greenville 71 44 Young Harris 63 54

Western Caro.

Average RPI Win:	263	WON-LOST	WINNING	LAST 10	STRENGTH OF	OPP. STRENGTH	TEAM	ADJ.	CONF.	ADJ CONF.
Average RPI Loss:	135	RECORD	PCT. RANK	GAMES	SCHEDULE	OF SCHEDULE	RPI	RPI	RPI	RPI
DIV. I ONLY	6- 12	254	5-5	171	189	242	242	18	18	
DIV. I NON-CONF.	2- 9	297	0- 0	78	165	247	247	16	16	

TOTALS	RPI 1-25	RPI 26-50	W-L RECORDS	RPI 51-100	RPI 101-150	RPI 150+				
6- 12	0- 1	0- 4	OVERALL	0- 0	1- 1	5- 6				
4- 3	0- 1	0- 2	HOME	0- 0	1- 0	3- 0				
1- 6	0- 0	0- 2	AWAY	0- 0	0- 0	1- 4				
1- 3	0- 0	0- 0	NEUTRAL	0- 0	0- 1	1- 2				
2- 9	0- 1	0- 3	NON-CONFERENCE	0- 0	0- 1	2- 4				
1- 2	0- 1	0- 1	HOME	0- 0	0- 0	1- 0				
0- 4	0- 0	0- 2	AWAY	0- 0	0- 0	0- 2				
1- 3	0- 0	0- 0	NEUTRAL	0- 0	0- 1	1- 2				
4- 3	0- 0	0- 1	CONFERENCE	0- 0	1- 0	3- 2				
3- 1	0- 0	0- 1	HOME	0- 0	1- 0	2- 0				
1- 2	0- 0	0- 0	AWAY	0- 0	0- 0	1- 2				
0- 0	0- 0	0- 0	NEUTRAL	0- 0	0- 0	0- 0				

RPI 1-25				RPI 26-50				RPI 51-100				RPI 101+ Team's RPI: 242			
RPI	S	Opponent	Score	RPI	S	Opponent	Score	RPI	S	Opponent	Score	RPI	S	Opponent	Score
13	H	Drake	71 98	26	A	Purdue	60 81					110	N	Northern Ill.	61 86
				31	H	South Dakota St.	84 93					149	H	Denver	87 78
				35	A	Butler	51 92					167	A	Bradley	68 82
				38	H	Missouri	64 89					169	A	Oral Roberts	64 68
												202	A	Southeast Mo. St.	71 81
												220	A	North Dakota	92 80
												250	N	Furman	85 78
												254	N	Eastern Ill.	62 64
												266	N	UTEP	72 84
												303	A	North Dakota St.	60 68
												304	H	Austin Peay	77 72
												317	H	Omaha	78 70
												335	H	Purdue Fort Wayne	73 59

LAST 12 Division I GAMES:															
149	H	Denver	87 78	335	H	Purdue Fort Wayne	73 59								
31	H	South Dakota St.	84 93	317	H	Omaha	78 70								
250	N	Furman	85 78	220	A	North Dakota	92 80								
266	N	UTEP	72 84	303	A	North Dakota St.	60 68								
110	N	Northern Ill.	61 86	169	A	Oral Roberts	64 68								
254	N	Eastern Ill.	62 64	167	A	Bradley	68 82								

Non-Div I Games: MacMurray 136 39 William Woods 81 73

Western III.

Average RPI Win:	208	WON-LOST	WINNING	LAST 10	STRENGTH OF	OPP. STRENGTH	TEAM	ADJ.	CONF.	ADJ CONF.
Average RPI Loss:	66	RECORD	PCT. RANK	GAMES	SCHEDULE	OF SCHEDULE	RPI	RPI	RPI	RPI
DIV. I ONLY	9- 9	165	7-3	78	17	124	124	15	15	
DIV. I NON-CONF.	4- 8	241	0- 1	33	4	127	127	18	18	

TOTALS	RPI 1-25	RPI 26-50	W-L RECORDS	RPI 51-100	RPI 101-150	RPI 150+				
9- 9	0- 5	0- 1	OVERALL	2- 0	0- 1	7- 2				
5- 4	0- 2	0- 0	HOME	1- 0	0- 0	4- 2				
3- 3	0- 2	0- 0	AWAY	1- 0	0- 1	2- 0				
1- 2	0- 1	0- 1	NEUTRAL	0- 0	0- 0	1- 0				
4- 8	0- 5	0- 1	NON-CONFERENCE	1- 0	0- 1	3- 1				
2- 3	0- 2	0- 0	HOME	0- 0	0- 0	2- 1				
1- 3	0- 2	0- 0	AWAY	1- 0	0- 1	0- 0				
1- 2	0- 1	0- 1	NEUTRAL	0- 0	0- 0	1- 0				
5- 1	0- 0	0- 0	CONFERENCE	1- 0	0- 0	4- 1				
3- 1	0- 0	0- 0	HOME	1- 0	0- 0	2- 1				
2- 0	0- 0	0- 0	AWAY	0- 0	0- 0	2- 0				
0- 0	0- 0	0- 0	NEUTRAL	0- 0	0- 0	0- 0				

Western Ky.

RPI 1-25				RPI 26-50				RPI 51-100				RPI 101+ Team's RPI: 124			
RPI	S	Opponent	Score	RPI	S	Opponent	Score	RPI	S	Opponent	Score	RPI	S	Opponent	Score
1	A	Notre Dame	53 94	41	N	Oregon St.	60 74	58	H	Old Dominion	75 60	142	A	Oklahoma	83 90
3	H	Louisville	80 102					89	A	Little Rock	68 56	163	H	Charlotte	76 58
10	H	Iowa	67 104									166	H	Southern Ill.	83 76
14	N	Gonzaga	55 76									175	H	Ball St.	83 86
21	A	Central Mich.	90 108									191	H	Southern Miss.	56 69
												230	H	Marshall	85 55
												259	N	ETSU	82 68
												283	A	Fla. Atlantic	81 50
												308	A	FIU	94 82
												319	H	Morgan St.	90 43
LAST 12 Division I GAMES:															
230	H	Marshall	85 55	14	N	Gonzaga	55 76	259	N	ETSU	82 68				
58	H	Old Dominion	75 60					191	H	Southern Miss.	56 69				
163	H	Charlotte	76 58					283	A	Fla. Atlantic	81 50				
1	A	Notre Dame	53 94					308	A	FIU	94 82				
175	H	Ball St.	83 86					319	H	Morgan St.	90 43				
89	A	Little Rock	68 56												

Western Ky.

Non-Div I Games: Union (TN) 77 65 Bel Air mine 95 57

Western Ky.

Loss, Non-Conf, S Site, H Home A Away N Neutral

Average RPI Win:	310	WON-LOST	WINNING	LAST 10	STRENGTH OF	OPP. STRENGTH	TEAM	ADJ.	CONF.	ADJ CONF.
Average RPI Loss:	152	RECORD	PCT. RANK	GAMES	SCHEDULE	OF SCHEDULE	RPI	RPI	RPI	RPI
DIV. I ONLY	6- 9	228	5-5	323	238	290	290	8	8	
DIV. I NON-CONF.	5- 5	162	0- 0	349	273	330	330	8	8	

TOTALS	RPI 1-25	RPI 26-50	W-L RECORDS	RPI 51-100	RPI 101-150	RPI 150+				
6- 9	0- 0	0- 1	OVERALL	0- 2	0- 0	6- 6				
2- 6	0- 0	0- 1	HOME	0- 2	0- 0	2- 3				
3- 2	0- 0	0- 0	AWAY	0- 0	0- 0	3- 2				
1- 1	0- 0	0- 0	NEUTRAL	0- 0	0- 0	1- 1				
5- 5	0- 0	0- 0	NON-CONFERENCE	0- 1	0- 0	5- 4				
2- 3	0- 0	0- 0	HOME	0- 1	0- 0	2- 2				
2- 1	0- 0	0- 0	AWAY	0- 0	0- 0	2- 1				
1- 1	0- 0	0- 0	NEUTRAL	0- 0	0- 0	1- 1				
1- 4	0- 0	0- 1	CONFERENCE	0- 1	0- 0	1- 2				
0- 3	0- 0	0- 1	HOME	0- 1	0- 0	0- 1				
1- 1	0- 0	0- 0	AWAY	0- 0	0- 0	1- 1				
0- 0	0- 0	0- 0	NEUTRAL	0- 0	0- 0	0- 0				

RPI	S	Opponent	Score	RPI	S	Opponent	Score	RPI	S	Opponent	Score	RPI	S	Opponent	Score
				34	H	Buffal o	59 61	63	H	Mi chi gan	42 79	179	H	New Mexico St.	54 66
								75	H	Tol edo	57 80	180	H	Akron	59 72
												188	A	Eastern Mi ch.	61 64
												203	A	Ole Miss	66 69
												220	N	North Dakota	50 62
												226	H	Loyol a Chi cago	53 64
												239	A	Bowl ing Green	84 82
												283	A	Fla. Atlantic	69 59
												324	H	Eastern Ky.	64 53
												333	A	Detroit Mercy	54 44
												335	H	Purdue Fort Wayne	69 61
												345	N	Fl ori da A&M	69 50
LAST 12 Division I GAMES:															
345	N	Florida A&M	69 50	34	H	Buffal o	59 61	75	H	Tol edo	57 80	188	A	Eastern Mi ch.	61 64
220	N	North Dakota	50 62	75	H	Tol edo	57 80	180	H	Akron	59 72	239	A	Bowl ing Green	84 82
283	A	Fla. Atlantic	69 59	188	A	Eastern Mi ch.	61 64	180	H	Akron	59 72	203	A	Ole Miss	66 69
333	A	Detroit Mercy	54 44	180	H	Akron	59 72	239	A	Bowl ing Green	84 82				
226	H	Loyol a Chi cago	53 64	239	A	Bowl ing Green	84 82								
324	H	Eastern Ky.	64 53	203	A	Ole Miss	66 69								

Non-Div I Games: Saginaw Valley 75 51

Western Mich.

Average RPI Win:	233	WON-LOST	WINNING	LAST 10	STRENGTH OF	OPP. STRENGTH	TEAM	ADJ.	CONF.	ADJ CONF.
Average RPI Loss:	122	RECORD	PCT. RANK	GAMES	SCHEDULE	OF SCHEDULE	RPI	RPI	RPI	RPI
DIV. I ONLY	7- 11	232	2-8	207	151	272	272	9	9	
DIV. I NON-CONF.	7- 6	153	0- 1	194	173	230	230	9	9	
<hr/>										
TOTALS	RPI 1-25	RPI 26-50	W-L RECORDS	RPI 51-100	RPI 101-150	RPI 150+				
7- 11	0- 0	0- 1	OVERALL	1- 4	1- 3	5- 3				
7- 5	0- 0	0- 0	HOME	1- 2	1- 2	5- 1				
0- 3	0- 0	0- 0	AWAY	0- 0	0- 1	0- 2				
0- 3	0- 0	0- 1	NEUTRAL	0- 2	0- 0	0- 0				
7- 6	0- 0	0- 1	NON-CONFERENCE	1- 4	1- 1	5- 0				
7- 3	0- 0	0- 0	HOME	1- 2	1- 1	5- 0				
0- 0	0- 0	0- 0	AWAY	0- 0	0- 0	0- 0				
0- 3	0- 0	0- 1	NEUTRAL	0- 2	0- 0	0- 0				
0- 5	0- 0	0- 0	CONFERENCE	0- 0	0- 2	0- 3				
0- 2	0- 0	0- 0	HOME	0- 0	0- 1	0- 1				
0- 3	0- 0	0- 0	AWAY	0- 0	0- 1	0- 2				
0- 0	0- 0	0- 0	NEUTRAL	0- 0	0- 0	0- 0				

RPI 1-25				RPI 26-50				RPI 51-100				RPI 101+ Team's RPI: 272			
RPI	S	Opponent	Score	RPI	S	Opponent	Score	RPI	S	Opponent	Score	RPI	S	Opponent	Score
				29	N	South Dakota	64 73	67	H	Oklahoma St.	47 60	113	H	Tennessee Tech	45 55
								68	H	Creighton	71 83	118	H	Houston	58 66
								69	N	Northwestern	43 65	130	A	Tulsa	49 63
								87	H	Missouri St.	63 60	143	H	Louisiana Tech	70 56
								94	N	Washington St.	59 85	160	H	Grambling	70 61
												208	A	SMU	50 78
												222	H	Memphis	50 71
												224	A	East Carolina	56 78
												229	H	Sam Houston St.	63 55
												330	H	Houston Baptist	68 50
												338	H	Savannah St.	66 50
												343	H	Ark. -Pine Bluff	76 39
LAST 12 Division I GAMES:															
130	A	Tulsa	49 63	94	N	Washington St.	59 85	118	H	Houston	58 66				
338	H	Savannah St.	66 50	208	A	SMU	50 78	222	H	Memphis	50 71				
69	N	Northwestern	43 65	224	A	East Carolina	56 78	67	H	Oklahoma St.	47 60				
160	H	Grambling	70 61												
68	H	Creighton	71 83												
113	H	Tennessee Tech	45 55												

Non-Div I Games:

Wichita St.

Average RPI Win:	236	WON-LOST	WINNING	LAST 10	STRENGTH OF	OPP. STRENGTH	TEAM	ADJ.	CONF.	ADJ CONF.
Average RPI Loss:	119	RECORD	PCT. RANK	GAMES	SCHEDULE	OF SCHEDULE	RPI	RPI	RPI	RPI
DIV. I ONLY	10- 7	123	6-4	187	232	148	148	10	10	
DIV. I NON-CONF.	7- 4	109	0- 0	217	274	134	134	13	13	

TOTALS	RPI 1-25	RPI 26-50	W-L RECORDS	RPI 51-100	RPI 101-150	RPI 150+				
10- 7	0- 0	0- 1	OVERALL	0- 3	1- 2	9- 1				
6- 2	0- 0	0- 0	HOME	0- 0	1- 1	5- 1				
4- 5	0- 0	0- 1	AWAY	0- 3	0- 1	4- 0				
0- 0	0- 0	0- 0	NEUTRAL	0- 0	0- 0	0- 0				
7- 4	0- 0	0- 0	NON-CONFERENCE	0- 2	0- 2	7- 0				
4- 1	0- 0	0- 0	HOME	0- 0	0- 1	4- 0				
3- 3	0- 0	0- 0	AWAY	0- 2	0- 1	3- 0				
0- 0	0- 0	0- 0	NEUTRAL	0- 0	0- 0	0- 0				
3- 3	0- 0	0- 1	CONFERENCE	0- 1	1- 0	2- 1				
2- 1	0- 0	0- 0	HOME	0- 0	1- 0	1- 1				
1- 2	0- 0	0- 1	AWAY	0- 1	0- 0	1- 0				
0- 0	0- 0	0- 0	NEUTRAL	0- 0	0- 0	0- 0				

RPI	S	Opponent	Score	RPI	S	Opponent	Score	RPI	S	Opponent	Score	RPI	S	Opponent	Score
49	A	James Madison	48 65	54	A	Northeastern	74 88	134	H	UNCW	70 64	137	H	VCU	55 72
				58	A	Old Dominion	69 83	145	A	Davison	65 76	189	H	George Washington	73 59
				100	A	Hartford	45 50	193	H	Elon	65 60	223	H	Howard	88 75
								224	H	East Carolina	63 43	260	A	Hofstra	60 55
								264	A	Norfolk St.	55 44	280	H	Richmond	65 55
								291	H	Col. of Charleston	54 66	296	A	Loyola Maryland	65 49
								301	A	Fairfield	60 54				
LAST 12 Division I GAMES:															
260	A	Hofstra	60 55	49	A	James Madison	48 65	193	H	Elon	65 60				
189	H	George Washington	73 59	291	H	Col. of Charleston	54 66	134	H	UNCW	70 64				
264	A	Norfolk St.	55 44	54	A	Northeastern	74 88	100	A	Hartford	45 50				
58	A	Old Dominion	69 83												
280	H	Richmond	65 55												
301	A	Fairfield	60 54												

Non-Div I Games:

William & Mary

Average RPI Win:	289	WON-LOST	WINNING	LAST 10	STRENGTH OF	OPP. STRENGTH	TEAM	ADJ.	CONF.	ADJ CONF.
Average RPI Loss:	212	RECORD	PCT. RANK	GAMES	SCHEDULE	OF SCHEDULE	RPI	RPI	RPI	RPI
DIV. I ONLY	8- 9	190	5-5	334	338	278	278	28	28	
DIV. I NON-CONF.	4- 6	212	0- 0	326	322	280	280	29	29	

TOTALS	RPI 1-25	RPI 26-50	W-L RECORDS	RPI 51-100	RPI 101-150	RPI 150+				
8- 9	0- 0	0- 1	OVERALL	0- 0	0- 2	8- 6				
4- 3	0- 0	0- 0	HOME	0- 0	0- 0	4- 3				
4- 6	0- 0	0- 1	AWAY	0- 0	0- 2	4- 3				
0- 0	0- 0	0- 0	NEUTRAL	0- 0	0- 0	0- 0				
4- 6	0- 0	0- 1	NON-CONFERENCE	0- 0	0- 1	4- 4				
2- 1	0- 0	0- 0	HOME	0- 0	0- 0	2- 1				
2- 5	0- 0	0- 1	AWAY	0- 0	0- 1	2- 3				
0- 0	0- 0	0- 0	NEUTRAL	0- 0	0- 0	0- 0				
4- 3	0- 0	0- 0	CONFERENCE	0- 0	0- 1	4- 2				
2- 2	0- 0	0- 0	HOME	0- 0	0- 0	2- 2				
2- 1	0- 0	0- 0	AWAY	0- 0	0- 1	2- 0				
0- 0	0- 0	0- 0	NEUTRAL	0- 0	0- 0	0- 0				

RPI 1-25				RPI 26-50				RPI 51-100				RPI 101+ Team's RPI: 278			
RPI	S	Opponent	Score	RPI	S	Opponent	Score	RPI	S	Opponent	Score	RPI	S	Opponent	Score
				49	A	James Madison	39 56					114	A	Georgia	39 85
												146	A	Radford	49 70
												177	A	Wisconsin	41 76
												193	H	Elon	58 57
												194	H	Hampton	63 84
												240	A	Campbell	59 46
												244	A	Gardner-Webb	64 62
												273	A	Wofford	53 70
												282	A	Ga. Southern	55 64
												291	A	Col. of Charleston	71 64
												312	A	South Carolina St.	58 50
												328	H	Western Caro.	57 65
												336	H	Charleston So.	57 52
												342	H	USC Upstate	50 76
												346	H	Longwood	77 69
												349	H	N. C. Central	66 41
LAST 12 Division I GAMES:															
336	H	Charleston So.	57 52	194	H	Hampton	63 84								
346	H	Longwood	77 69	244	A	Gardner-Webb	64 62								
328	H	Western Caro.	57 65	240	A	Campbell	59 46								
282	A	Ga. Southern	55 64	146	A	Radford	49 70								
193	H	Elon	58 57	342	H	USC Upstate	50 76								
312	A	South Carolina St.	58 50	291	A	Col. of Charleston	71 64								

Non-Div I Games: Newberry

63

67

Winthrop

W
i
s
c
o
n
s
i
nW
i
s
c
o
n
s
i
n

Wi sconsi n

Average RPI Win: 298

Average RPI Loss: 179

WON-LOST
RECORDWINNING
PCT. RANKLAST 10
GAMESSTRENGTH OF
SCHEDULEOPP. STRENGTH
OF SCHEDULETEAM
RPIADJ.
RPICONF.
RPIADJ CONF.
RPIDIV. I ONLY
DIV. I NON-CONF.7- 9
5- 7210
2065-5
0- 0345
307208
280273
245273
24524
2524
25

TOTALS

RPI 1-25

RPI 26-50

W-L RECORDS

RPI 51-100

RPI 101-150

RPI 150+

7- 9 0- 0
5- 0 0- 0
2- 9 0- 0
0- 0 0- 00- 2
0- 0
0- 2
0- 0OVERALL
HOME
AWAY
NEUTRAL0- 0
0- 0
0- 0
0- 00- 2
0- 0
0- 2
0- 07- 5
5- 0
2- 5
0- 05- 7 0- 0
3- 0 0- 0
2- 7 0- 0
0- 0 0- 00- 2
0- 0
0- 2
0- 0NON-CONFERENCE
HOME
AWAY
NEUTRAL0- 0
0- 0
0- 0
0- 00- 1
0- 0
0- 1
0- 05- 4
3- 0
2- 4
0- 02- 2 0- 0
2- 0 0- 0
0- 2 0- 0
0- 0 0- 00- 0
0- 0
0- 0
0- 0CONFERENCE
HOME
AWAY
NEUTRAL0- 0
0- 0
0- 0
0- 00- 1
0- 0
0- 1
0- 02- 1
2- 0
0- 1
0- 0

RPI 1-25

RPI S Opponent Score

RPI 26-50

RPI S Opponent Score

37 A Georgi a Tech 40 81
40 A Cl emson 77 85

RPI 51-100

RPI S Opponent Score

RPI 101+

Team's RPI: 273

RPI S Opponent Score

103 A Appal achian St. 70 94
132 A Chattanooga 82 89
163 A Charl otte 63 85
200 A UNC Asheville 46 60
244 H Gardner-Webb 59 53
259 A ETSU 79 92
278 H Winthrop 70 53
282 A Ga. Southern 81 65
291 H Col. of Charleston 78 58
318 H UNC Greensboro 93 66
327 A Presbyteri an 50 61
328 H Western Caro. 91 65
346 A Longwood 101 72
349 A N. C. Central 59 66

LAST 12 Division I GAMES:

103 A Appal achian St. 70 94 259 A ETSU 79 92
349 A N. C. Central 59 66 132 A Chattanooga 82 89
346 A Longwood 101 72 318 H UNC Greensboro 93 66
244 H Gardner-Webb 59 53 328 H Western Caro. 91 65
200 A UNC Asheville 46 60 37 A Georgi a Tech 40 81
278 H Winthrop 70 53 291 H Col. of Charleston 78 58W
o
f
f
o
r
dW
o
f
f
o
r
d

Non-Div I Games:

Warren Wilson

107 30

Southern Wesleyan

110 47

Brevard

106 52

Wofford

Average RPI Win: 212
Average RPI Loss: 134

Average RPI Win:	212	WON-LOST	WINNING	LAST 10	STRENGTH OF	OPP. STRENGTH	TEAM	ADJ.	CONF.	ADJ CONF.
Average RPI Loss:	134	RECORD	PCT. RANK	GAMES	SCHEDULE	OF SCHEDULE	RPI	RPI	RPI	RPI
DIV. I ONLY		14- 5	50	8-2	221	193	82	82	20	20
DIV. I NON-CONF.		7- 4	109	0- 0	148	205	90	90	19	19
TOTALS	RPI 1-25		RPI 26-50	W-L RECORDS		RPI 51-100	RPI 101-150		RPI 150+	
14- 5	0- 0		0- 1	OVERALL		2- 1	3- 1		9- 2	
4- 1	0- 0		0- 0	HOME		2- 1	0- 0		2- 0	
6- 4	0- 0		0- 1	AWAY		0- 0	1- 1		5- 2	
4- 0	0- 0		0- 0	NEUTRAL		0- 0	2- 0		2- 0	
7- 4	0- 0		0- 1	NON-CONFERENCE		1- 1	2- 0		4- 2	
1- 1	0- 0		0- 0	HOME		1- 1	0- 0		0- 0	
2- 3	0- 0		0- 1	AWAY		0- 0	0- 0		2- 2	
4- 0	0- 0		0- 0	NEUTRAL		0- 0	2- 0		2- 0	
7- 1	0- 0		0- 0	CONFERENCE		1- 0	1- 1		5- 0	
3- 0	0- 0		0- 0	HOME		1- 0	0- 0		2- 0	
4- 1	0- 0		0- 0	AWAY		0- 0	1- 1		3- 0	
0- 0	0- 0		0- 0	NEUTRAL		0- 0	0- 0		0- 0	

RPI 1-25				RPI 26-50				RPI 51-100				Team's RPI : 82				RPI 101+			
RPI	S	Opponent	Score	RPI	S	Opponent	Score	RPI	S	Opponent	Score	RPI	S	Opponent	Score	RPI	S	Opponent	Score
				28	A	Michigan St.	68 84	64	H	Green Bay	85 67	121	N	Drexel	71 63				
								72	H	Belmont	63 79	122	A	Youngstown St.	68 83				
								86	H	Kent St.	61 55	128	N	Marist	76 60				
												138	A	IUPUI	78 75				
												163	A	Charlotte	85 88				
												192	H	Milwaukee	61 57				
												216	A	UNLV	68 52				
												248	N	Stetson	57 44				
												260	N	Hofstra	93 64				
												261	A	Cleveland St.	70 65				
												284	A	CSU Bakersfield	74 76				
												287	A	Northern Ky.	61 55				
												293	H	Oakland	69 58				
												331	A	UIC	79 46				
												340	A	Manhattan	60 44				
LAST 12 Division I GAMES:																			
				64	H	Green Bay	85 67	293	H	Oakland	69 58								
				331	A	UIC	79 46	261	A	Cleveland St.	70 65								
				138	A	IUPUI	78 75	122	A	Youngstown St.	68 83								
				163	A	Charlotte	85 88	287	A	Northern Ky.	61 55								
				340	A	Manhattan	60 44	192	H	Milwaukee	61 57								
				121	N	Drexel	71 63	86	H	Kent St.	61 55								

Wright St.

Average RPI Win: 173

Average RPI Loss: 78

WON-LOST
RECORDWINNING
PCT. RANKLAST 10
GAMESSTRENGTH OF
SCHEDULEOPP. STRENGTH
OF SCHEDULETEAM
RPIADJ.
RPICONF.
RPIADJ CONF.
RPI

DIV. I ONLY	8- 5	112	7-3	71	118	77	77	13	13
DIV. I NON-CONF.	5- 2	82	0- 0	35	64	24	24	12	12
TOTALS	RPI 1-25	RPI 26-50	W-L RECORDS	RPI 51-100	RPI 101-150	RPI 150+			
8- 5	0- 0	1- 2	OVERALL	0- 2	2- 0	5- 1			
6- 1	0- 0	1- 1	HOME	0- 0	2- 0	3- 0			
1- 4	0- 0	0- 1	AWAY	0- 2	0- 0	1- 1			
1- 0	0- 0	0- 0	NEUTRAL	0- 0	0- 0	1- 0			
5- 2	0- 0	1- 1	NON-CONFERENCE	0- 1	2- 0	2- 0			
4- 0	0- 0	1- 0	HOME	0- 0	2- 0	1- 0			
0- 2	0- 0	0- 1	AWAY	0- 1	0- 0	0- 0			
1- 0	0- 0	0- 0	NEUTRAL	0- 0	0- 0	1- 0			
3- 3	0- 0	0- 1	CONFERENCE	0- 1	0- 0	3- 1			
2- 1	0- 0	0- 1	HOME	0- 0	0- 0	2- 0			
1- 2	0- 0	0- 0	AWAY	0- 1	0- 0	1- 1			
0- 0	0- 0	0- 0	NEUTRAL	0- 0	0- 0	0- 0			

RPI 1-25				RPI 26-50				RPI 51-100				RPI 101+			
RPI	S	Opponent	Score	RPI	S	Opponent	Score	RPI	S	Opponent	Score	RPI	S	Opponent	Score
				31	H	South Dakota St.	77 70	61	A	Boi se St.	64 72	125	H	Idaho	64 61
				47	H	New Mexi co	75 78	74	A	Paci fi c	64 70	149	H	Denver	78 74
				48	A	Sai nt Mary' s (CA)	84 90					151	H	Montana St.	66 58
												159	A	Utah St.	42 50
												186	N	North Texas	53 49
												206	H	San Diego St.	87 45
												216	H	UNLV	90 62
												321	A	San Jose St.	70 56
LAST 12 Division I GAMES:															
				61	A	Boi se St.	64 72	321	A	San Jose St.	70 56				
				31	H	South Dakota St.	77 70	47	H	New Mexi co	75 78				
				125	H	Idaho	64 61	159	A	Utah St.	42 50				
				149	H	Denver	78 74	206	H	San Diego St.	87 45				
				151	H	Montana St.	66 58	216	H	UNLV	90 62				
				74	A	Paci fi c	64 70	186	N	North Texas	53 49				

Non-Div I Games: Chadron St. 80 33 UC-Colo. Springs 98 37

Wyoming

Average RPI Win:	225	WON-LOST	WINNING	LAST 10	STRENGTH OF	OPP. STRENGTH	TEAM	ADJ.	CONF.	ADJ CONF.
Average RPI Loss:	76	RECORD	PCT. RANK	GAMES	SCHEDULE	OF SCHEDULE	RPI	RPI	RPI	RPI
DIV. I ONLY	10- 9	161	3-7	162	110	184	184	5	5	
DIV. I NON-CONF.	9- 2	43	0- 0	291	267	148	148	4	4	

TOTALS	RPI 1-25	RPI 26-50	W-L RECORDS	RPI 51-100	RPI 101-150	RPI 150+				
10- 9	0- 1	0- 2	OVERALL	1- 3	2- 3	7- 0				
9- 4	0- 1	0- 1	HOME	1- 0	1- 2	7- 0				
1- 5	0- 0	0- 1	AWAY	0- 3	1- 1	0- 0				
0- 0	0- 0	0- 0	NEUTRAL	0- 0	0- 0	0- 0				
9- 2	0- 0	0- 0	NON-CONFERENCE	0- 0	2- 2	7- 0				
8- 1	0- 0	0- 0	HOME	0- 0	1- 1	7- 0				
1- 1	0- 0	0- 0	AWAY	0- 0	1- 1	0- 0				
0- 0	0- 0	0- 0	NEUTRAL	0- 0	0- 0	0- 0				
1- 7	0- 1	0- 2	CONFERENCE	1- 3	0- 1	0- 0				
1- 3	0- 1	0- 1	HOME	1- 0	0- 1	0- 0				
0- 4	0- 0	0- 1	AWAY	0- 3	0- 0	0- 0				
0- 0	0- 0	0- 0	NEUTRAL	0- 0	0- 0	0- 0				

RPI 1-25				RPI 26-50				RPI 51-100				RPI 101+				Team's RPI: 184
RPI	S	Opponent	Score	RPI	S	Opponent	Score	RPI	S	Opponent	Score	RPI	S	Opponent	Score	
11	H	Marquette	44 90	35	H	Butler	41 63	68	A	Creighton	62 66	102	A	Cincinnati	61 79	
				45	A	Villanova	71 75	88	H	Seton Hall	63 62	107	H	St. John's (NY)	57 76	
								90	A	Providence	58 71	113	H	Tennessee Tech	70 60	
								95	A	Georgetown	61 68	117	A	Wake Forest	62 50	
												127	H	Minnesota	53 78	
												155	H	North Ala.	94 81	
												227	H	Alabama St.	87 58	
												239	H	Bowling Green	65 49	
												301	H	Fairfield	48 35	
												313	H	New Orleans	61 45	
												344	H	Chicago St.	91 57	
												348	H	Delaware St.	80 59	
LAST 12 Division I GAMES:																
107	H	St. John's (NY)	57 76	11	H	Marquette	44 90	90	A	Providence	58 71					
45	A	Villanova	71 75					68	A	Creighton	62 66					
95	A	Georgetown	61 68					35	H	Butler	41 63					
313	H	New Orleans	61 45					88	H	Seton Hall	63 62					
227	H	Alabama St.	87 58					348	H	Delaware St.	80 59					
102	A	Cincinnati	61 79													

Non-Div I Games:

Xavier

Y
a
l
e

Y
a
l
e

Yal e

Average RPI Win:	232	WON-LOST	WINNING	LAST 10	STRENGTH OF	OPP. STRENGTH	TEAM	ADJ.	CONF.	ADJ CONF.
Average RPI Loss:	100	RECORD	PCT. RANK	GAMES	SCHEDULE	OF SCHEDULE	RPI	RPI	RPI	RPI

DIV. I ONLY	12- 5	67	7-3	229	239	122	122	20	20
DIV. I NON-CONF.	6- 3	91	0- 0	118	263	86	86	19	19
TOTALS	RPI 1-25	RPI 26-50	W-L RECORDS	RPI 51-100	RPI 101-150	RPI 150+			
12- 5	0- 0	0- 0	OVERALL	1- 3	2- 1	9- 1			
8- 1	0- 0	0- 0	HOME	1- 0	1- 1	6- 0			
4- 4	0- 0	0- 0	AWAY	0- 3	1- 0	3- 1			
0- 0	0- 0	0- 0	NEUTRAL	0- 0	0- 0	0- 0			
6- 3	0- 0	0- 0	NON-CONFERENCE	0- 2	1- 1	5- 0			
4- 1	0- 0	0- 0	HOME	0- 0	0- 1	4- 0			
2- 2	0- 0	0- 0	AWAY	0- 2	1- 0	1- 0			
0- 0	0- 0	0- 0	NEUTRAL	0- 0	0- 0	0- 0			
6- 2	0- 0	0- 0	CONFERENCE	1- 1	1- 0	4- 1			
4- 0	0- 0	0- 0	HOME	1- 0	1- 0	2- 0			
2- 2	0- 0	0- 0	AWAY	0- 1	0- 0	2- 1			
0- 0	0- 0	0- 0	NEUTRAL	0- 0	0- 0	0- 0			

RPI S Opponent	Score	RPI S Opponent	Score	RPI S Opponent	Score	RPI S Opponent	Score	Team's RPI: 122
				56 A Bucknell I	68 73	104 H Yale	56 58	
				64 A Green Bay	42 60	116 A Pittsburgh	64 55	
				82 H Wright St.	83 68	138 H IUPUI	70 52	
				86 A Kent St.	34 62	180 H Akron	72 61	
						192 A Milwaukee	68 71	
						226 H Loyola Chi cago	74 63	
						243 H Robert Morris	69 59	
						262 H Saint Francis (PA)	80 56	
						287 H Northern Ky.	77 66	
						293 A Oakland	69 55	
						295 A Canisius	62 36	
						331 H UIC	81 29	
						333 A Detroit Mercy	85 59	
LAST 12 Division I GAMES:								
331 H UIC	81 29	287 H Northern Ky.	77 66					
293 A Oakland	69 55	82 H Wright St.	83 68					
333 A Detroit Mercy	85 59	64 A Green Bay	42 60					
56 A Bucknell I	68 73	192 A Milwaukee	68 71					
262 H Saint Francis (PA)	80 56	138 H IUPUI	70 52					
295 A Canisius	62 36	180 H Akron	72 61					

Non-Div I Games: Thiel 76 53 Carlow 90 31

Youngstown St.